

# COVID-19: summary of cases and monitoring

Data through Mar 24, 2021 verified as of Mar 25, 2021 at 09:25 AM

Data in this report are provisional and subject to change.

Cases: people with positive PCR or antigen test result		Cases: people with positive PCR or antigen test result	
Total cases		Risk factors for Florida residents	
Florida residents	1,989,922	Traveled	15,806
Non-Florida residents	37,507	Contact with a known case	781,401
Type of testing		Traveled and contact with a known case	21,561
Florida residents	1,989,922	Neither	1,171,154
Positive by BPHL/CDC	73,047	No travel and no contact	235,087
Positive by commercial/hospital lab	1,916,875	Travel is unknown	672,410
PCR positive	1,606,684	Contact is unknown	439,856
Antigen positive	383,238	Contact is pending	430,600
Non-Florida residents	37,507	Travel can be unknown and contact can be unknown or pending for the same case, these numbers will sum to more than the "neither" total.	
Positive by BPHL/CDC	894		
Positive by commercial/hospital lab	36,613		
PCR positive	25,759		
Antigen positive	11,748		
Characteristics			
Florida residents hospitalized	84,203		
Florida resident deaths	32,957		
Non-Florida resident deaths	632		
Hospitalized counts include anyone who was hospitalized at some point during their illness. It does not reflect the number of people currently hospitalized.			
More information on deaths identified through death certificate data is available on the National Center for Health Statistics website at <a href="http://www.cdc.gov/nchs/nvss/vsrr/COVID19/index.htm">www.cdc.gov/nchs/nvss/vsrr/COVID19/index.htm</a> .			

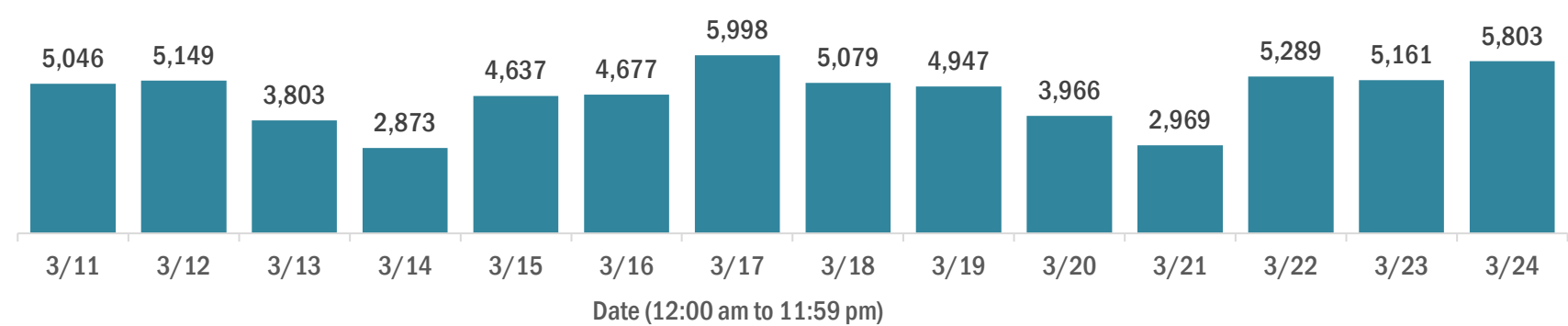
# COVID-19: summary of laboratory testing

Data through Mar 24, 2021 verified as of Mar 25, 2021 at 09:25 AM

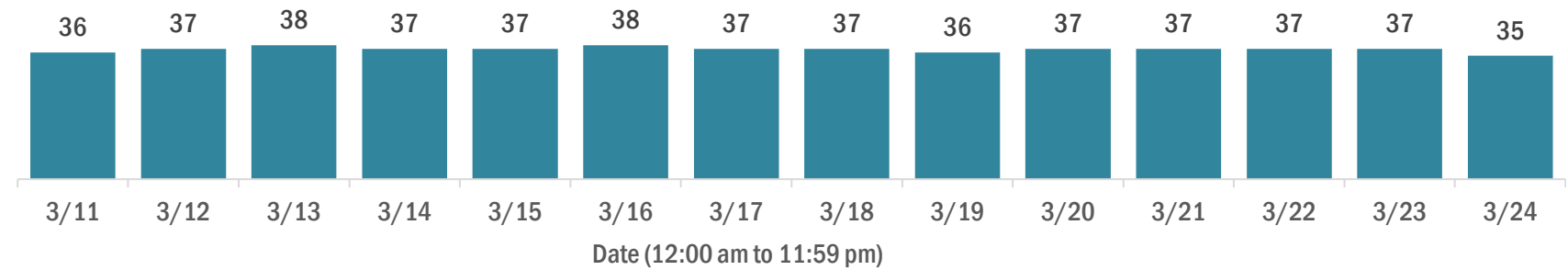
Data in this report are provisional and subject to change.

## Cases in Florida residents per day for the past 2 weeks

Number of cases per day



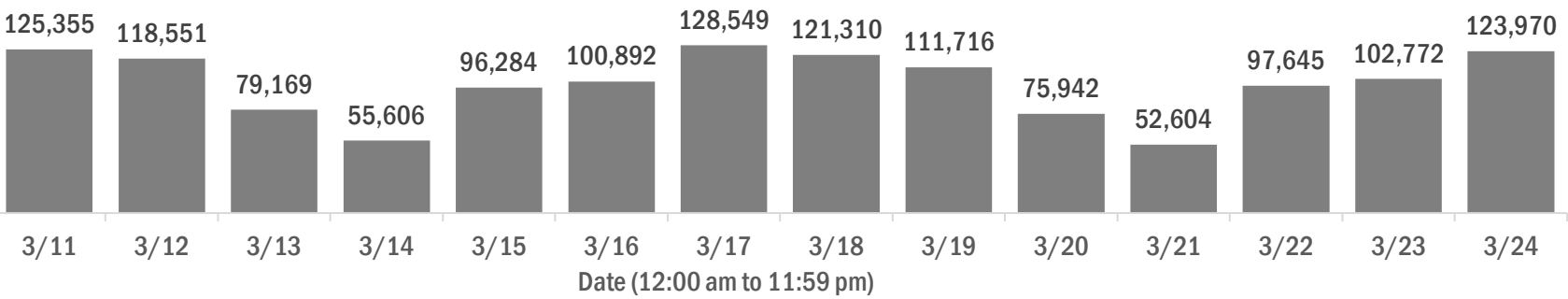
Median age of cases by day



## Laboratory testing for Florida residents over the past 2 weeks

Number of Florida residents tested per day

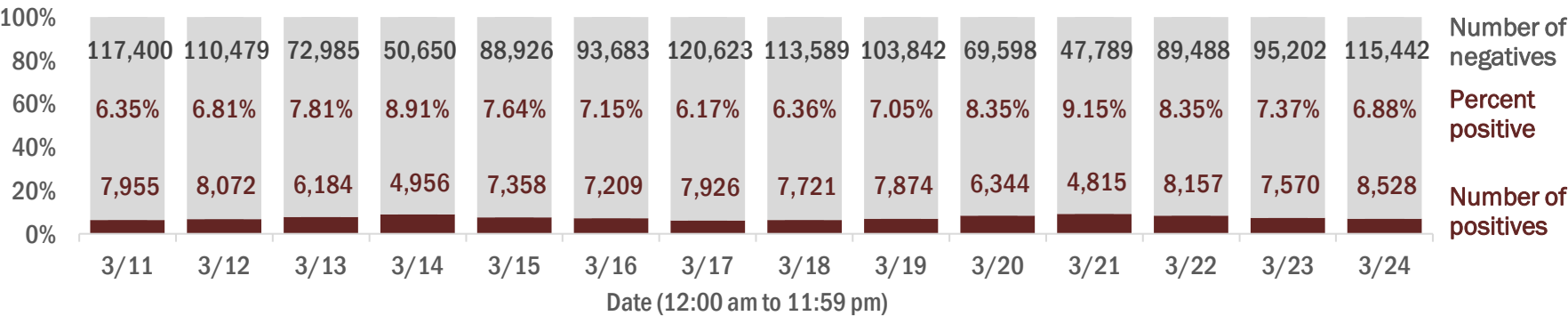
These counts include the number of people for whom the Department received PCR or antigen laboratory results by day. People tested on multiple days will be included for each day a new result was received. A person is only counted once for each day they are tested, regardless of whether multiple specimens are tested or multiple results are received.



Number and percent of Florida residents with positive test results

The percent of positive results ranged from 6.17% to 9.15% over the past 2 weeks and was 6.88% yesterday.

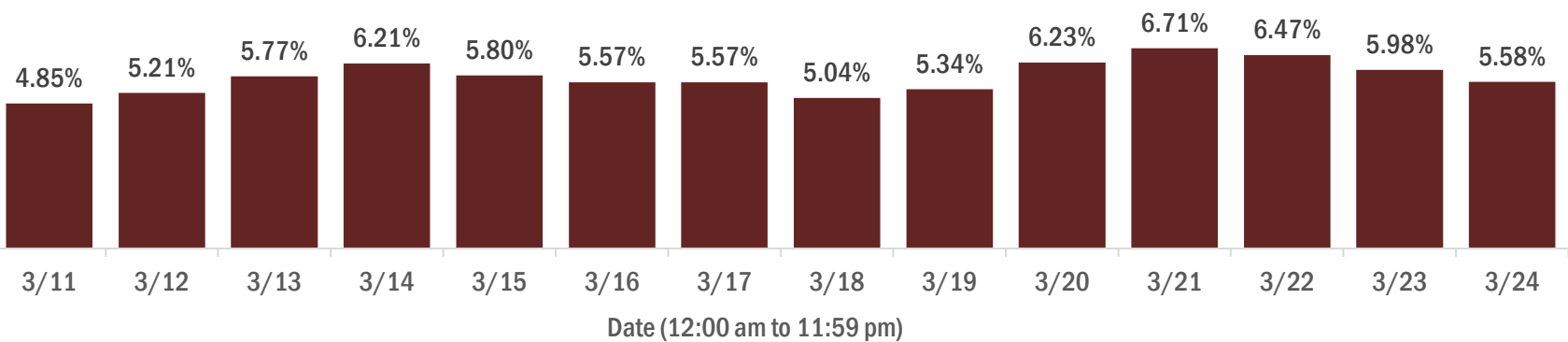
These counts include the number of people for whom the Department received PCR or antigen laboratory results by day. People tested on multiple days will be included for each day a new result was received. A person is only counted once for each day they are tested, regardless of whether multiple specimens are tested or multiple results are received. If a person has a positive specimen and a negative specimen in the same day, only the positive result is counted.



Percent positivity for new cases in Florida residents

The percent of positive results ranged from 4.85% to 6.71% over the past 2 weeks and was 5.58% yesterday.

This percent is the number of people who test PCR- or antigen-positive for the first time divided by all the people tested that day, excluding people who have previously tested positive.



# COVID-19: characteristics of 1,989,922 Florida resident cases

Data through Mar 24, 2021 verified as of Mar 25, 2021 at 09:25 AM

Data in this report are provisional and subject to change.

Age group	Cases		Hospitalizations		Deaths	
0-4 years	40,234	<div><div></div></div> 2%	557	<div><div></div></div> 1%	1	<div><div></div></div> 0%
5-14 years	125,624	<div><div></div></div> 6%	543	<div><div></div></div> 1%	5	<div><div></div></div> 0%
15-24 years	306,653	<div><div></div></div> 15%	2,101	<div><div></div></div> 2%	41	<div><div></div></div> 0%
25-34 years	345,907	<div><div></div></div> 17%	4,106	<div><div></div></div> 5%	177	<div><div></div></div> 1%
35-44 years	308,453	<div><div></div></div> 16%	6,156	<div><div></div></div> 7%	504	<div><div></div></div> 2%
45-54 years	303,077	<div><div></div></div> 15%	9,499	<div><div></div></div> 11%	1,261	<div><div></div></div> 4%
55-64 years	262,454	<div><div></div></div> 13%	14,300	<div><div></div></div> 17%	3,538	<div><div></div></div> 11%
65-74 years	163,431	<div><div></div></div> 8%	17,592	<div><div></div></div> 21%	6,994	<div><div></div></div> 21%
75-84 years	90,341	<div><div></div></div> 5%	17,560	<div><div></div></div> 21%	10,026	<div><div></div></div> 30%
85+ years	42,475	<div><div></div></div> 2%	11,780	<div><div></div></div> 14%	10,410	<div><div></div></div> 32%
Unknown	1,273	<div><div></div></div> 0%	9	<div><div></div></div> 0%	0	<div><div></div></div> 0%
Total	1,989,922		84,203		32,957	

Gender	Cases	
Female	1,040,475	<div><div></div></div> 52%
Male	934,522	<div><div></div></div> 47%
Unknown	14,925	<div><div></div></div> 1%
Total	1,989,922	

Ethnicity	Cases		Hospitalizations		Deaths	
Hispanic	637,559	<div><div></div></div> 32%	21,386	<div><div></div></div> 25%	7,669	<div><div></div></div> 23%
Non-Hispanic	962,721	<div><div></div></div> 48%	58,827	<div><div></div></div> 70%	23,124	<div><div></div></div> 70%
Unknown	389,642	<div><div></div></div> 20%	3,990	<div><div></div></div> 5%	2,164	<div><div></div></div> 7%
Total	1,989,922		84,203		32,957	

Race and ethnicity	Cases		Hospitalizations		Deaths	
White	1,124,430	<div><div></div></div> 57%	55,143	<div><div></div></div> 65%	24,198	<div><div></div></div> 73%
Hispanic	426,175	<div><div></div></div> 21%	15,287	<div><div></div></div> 18%	6,147	<div><div></div></div> 19%
Non-Hispanic	614,769	<div><div></div></div> 31%	38,203	<div><div></div></div> 45%	16,960	<div><div></div></div> 51%
Unknown	83,486	<div><div></div></div> 4%	1,653	<div><div></div></div> 2%	1,091	<div><div></div></div> 3%
Black	262,595	<div><div></div></div> 13%	17,490	<div><div></div></div> 21%	5,246	<div><div></div></div> 16%
Hispanic	15,395	<div><div></div></div> 1%	742	<div><div></div></div> 1%	219	<div><div></div></div> 1%
Non-Hispanic	225,851	<div><div></div></div> 11%	16,387	<div><div></div></div> 19%	4,844	<div><div></div></div> 15%
Unknown	21,349	<div><div></div></div> 1%	361	<div><div></div></div> 0%	183	<div><div></div></div> 1%
Other race	301,529	<div><div></div></div> 15%	9,278	<div><div></div></div> 11%	2,567	<div><div></div></div> 8%
Hispanic	151,822	<div><div></div></div> 8%	4,873	<div><div></div></div> 6%	1,135	<div><div></div></div> 3%
Non-Hispanic	103,033	<div><div></div></div> 5%	3,975	<div><div></div></div> 5%	1,213	<div><div></div></div> 4%
Unknown	46,674	<div><div></div></div> 2%	430	<div><div></div></div> 1%	219	<div><div></div></div> 1%
Unknown race	301,368	<div><div></div></div> 15%	2,292	<div><div></div></div> 3%	946	<div><div></div></div> 3%
Hispanic	44,167	<div><div></div></div> 2%	484	<div><div></div></div> 1%	168	<div><div></div></div> 1%
Non-Hispanic	19,068	<div><div></div></div> 1%	262	<div><div></div></div> 0%	107	<div><div></div></div> 0%
Unknown	238,133	<div><div></div></div> 12%	1,546	<div><div></div></div> 2%	671	<div><div></div></div> 2%
Total	1,989,922		84,203		32,957	

**Hospitalization** counts include anyone who was hospitalized at some point during their illness. It does not reflect the number of people currently hospitalized. **Other race** includes any person with a race of American Indian/Alaskan native, Asian, native Hawaiian/Pacific Islander, or other.

# COVID-19: deaths in Florida residents and staff of long-term care facilities

Data through Mar 24, 2021 verified as of Mar 25, 2021 at 09:25 AM

Data in this report are provisional and subject to change.

For current cases in residents or staff of long-term care facilities, please visit: <https://floridahealthcovid19.gov/>

County	Deaths		County	Deaths		County	Deaths	
Palm Beach	1053	<div></div> 10%	Okaloosa	161	<div></div> 1%	Gilchrist	19	<div></div> 0%
Dade	998	<div></div> 9%	Hernando	157	<div></div> 1%	Calhoun	17	<div></div> 0%
Pinellas	882	<div></div> 8%	Osceola	141	<div></div> 1%	Gulf	17	<div></div> 0%
Broward	657	<div></div> 6%	Charlotte	133	<div></div> 1%	Flagler	16	<div></div> 0%
Hillsborough	563	<div></div> 5%	Clay	119	<div></div> 1%	Wakulla	16	<div></div> 0%
Duval	422	<div></div> 4%	Indian River	116	<div></div> 1%	Bradford	14	<div></div> 0%
Polk	418	<div></div> 4%	Leon	98	<div></div> 1%	Washington	13	<div></div> 0%
Brevard	393	<div></div> 4%	Bay	89	<div></div> 1%	Baker	12	<div></div> 0%
Orange	391	<div></div> 4%	Jackson	88	<div></div> 1%	Holmes	10	<div></div> 0%
Sarasota	391	<div></div> 4%	St. Johns	86	<div></div> 1%	Jefferson	10	<div></div> 0%
Lee	338	<div></div> 3%	Highlands	83	<div></div> 1%	Franklin	9	<div></div> 0%
Marion	323	<div></div> 3%	Santa Rosa	80	<div></div> 1%	Gadsden	9	<div></div> 0%
Volusia	287	<div></div> 3%	Alachua	75	<div></div> 1%	Lafayette	8	<div></div> 0%
Escambia	277	<div></div> 3%	Suwannee	59	<div></div> 1%	Levy	7	<div></div> 0%
St. Lucie	236	<div></div> 2%	Columbia	51	<div></div> 0%	Desoto	6	<div></div> 0%
Seminole	228	<div></div> 2%	Sumter	45	<div></div> 0%	Dixie	5	<div></div> 0%
Lake	222	<div></div> 2%	Putnam	39	<div></div> 0%	Monroe	5	<div></div> 0%
Pasco	219	<div></div> 2%	Nassau	35	<div></div> 0%	Taylor	3	<div></div> 0%
Manatee	192	<div></div> 2%	Hendry	29	<div></div> 0%	Hardee	2	<div></div> 0%
Collier	191	<div></div> 2%	Walton	28	<div></div> 0%	Hamilton	1	<div></div> 0%
Citrus	176	<div></div> 2%	Okeechobee	24	<div></div> 0%	Liberty	1	<div></div> 0%
Martin	165	<div></div> 2%	Madison	20	<div></div> 0%	Total	10,978	

**Note:** cases are summarized by the county of usual residence. Residents and staff may be cases associated with facilities that are not in their county of usual residence, resulting in cases being included below for counties that do not have facilities with known cases.

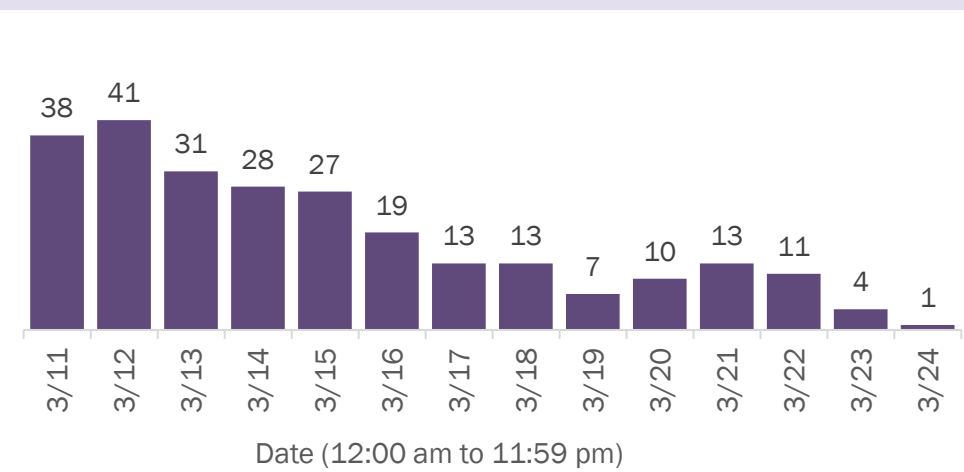
# COVID-19: cases in Florida residents who have died

Data through Mar 24, 2021 verified as of Mar 25, 2021 at 09:25 AM

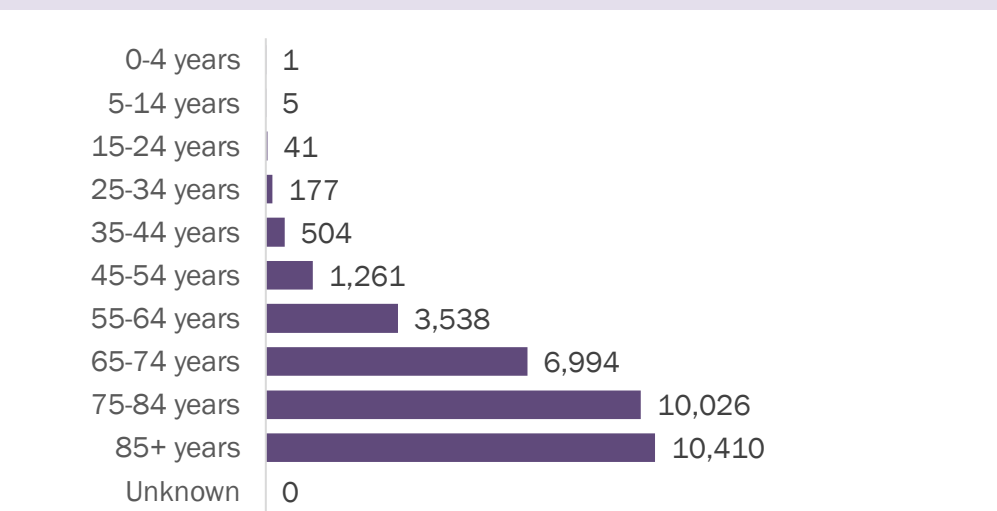
Data in this report are provisional and subject to change.

Demographics for all identified COVID-19 deaths: 32,957

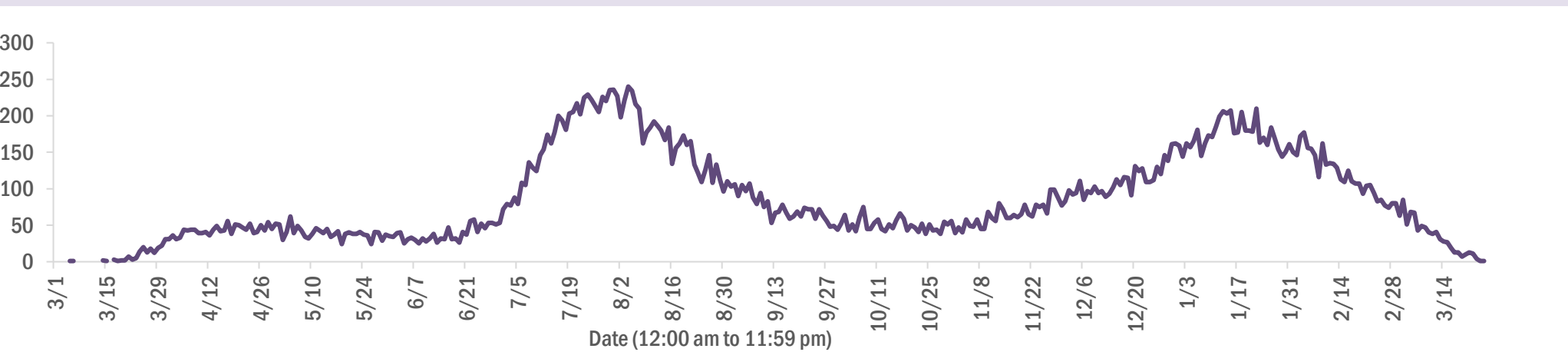
Deaths by date of death for the past 2 weeks



Deaths by age group



Deaths by date of death since March 2020



Age group	Deaths	Cases	Case fatality rate	Mortality rate per 100,000 population
0-4 years	1	40,234	0.0%	0.1
5-14 years	5	125,624	0.0%	0.2
15-24 years	41	306,653	0.0%	1.6
25-34 years	177	345,907	0.1%	6.3
35-44 years	504	308,453	0.2%	19.3
45-54 years	1,261	303,077	0.4%	45.3
55-64 years	3,538	262,454	1.3%	122.3
65-74 years	6,994	163,431	4.3%	288.2
75-84 years	10,026	90,341	11.1%	714.0
85+ years	10,410	42,475	24.5%	1802.5
Unknown	0	1,273	0.0%	
Total	32,957	1,989,922	1.7%	152.6

Gender	Deaths	Cases	Case fatality rate	Mortality rate per 100,000 population
Female	14,462	1,040,475	1.4%	131.0
Male	18,495	934,522	2.0%	175.2
Unknown	0	14,925	0.0%	
Total	32,957	1,989,922	1.7%	152.6

Race	Deaths	Cases	Case fatality rate	Mortality rate per 100,000 population
White	24,198	1,124,430	2.2%	144.9
Other	2,567	301,529	0.9%	206.3
Black	5,246	262,595	2.0%	143.4
Unknown	946	301,368	0.3%	
Total	32,957	1,989,922	1.7%	152.6

Ethnicity	Deaths	Cases	Case fatality rate	Mortality rate per 100,000 population
Hispanic	7,669	637,559	1.2%	135.0
Non-Hispanic	23,124	962,721	2.4%	145.2
Unknown	2,164	389,642	0.6%	
Total	32,957	1,989,922	1.7%	152.6

# COVID-19: characteristics of 1,989,922 cases

Data through Mar 24, 2021 verified as of Mar 25, 2021 at 09:25 AM

Data in this report are provisional and subject to change.

Tables below include cases in Florida residents and non-Florida residents.

All 67 Florida counties have cases:

County	FL resident cases		Non-FL resident cases	Total cases	FL resident deaths	FL death rate
Dade	433,280	<div></div> 22%	5,424	438,704	5,767	1.3%
Broward	208,015	<div></div> 10%	2,447	210,462	2,614	1.3%
Palm Beach	127,212	<div></div> 6%	2,266	129,478	2,626	2.1%
Orange	119,839	<div></div> 6%	1,735	121,574	1,173	1.0%
Hillsborough	118,346	<div></div> 6%	993	119,339	1,587	1.3%
Duval	90,416	<div></div> 5%	1,499	91,915	1,287	1.4%
Pinellas	69,277	<div></div> 3%	1,734	71,011	1,536	2.2%
Lee	59,501	<div></div> 3%	2,071	61,572	910	1.5%
Polk	59,851	<div></div> 3%	427	60,278	1,221	2.0%
Osceola	38,427	<div></div> 2%	648	39,075	479	1.2%
Volusia	36,649	<div></div> 2%	623	37,272	703	1.9%
Brevard	36,014	<div></div> 2%	638	36,652	793	2.2%
Pasco	35,417	<div></div> 2%	313	35,730	682	1.9%
Escambia	31,070	<div></div> 2%	3,588	34,658	658	2.1%
Manatee	33,466	<div></div> 2%	780	34,246	632	1.9%
Collier	30,820	<div></div> 2%	1,184	32,004	492	1.6%
Leon	29,254	<div></div> 1%	873	30,127	301	1.0%
Seminole	29,164	<div></div> 1%	224	29,388	463	1.6%
Sarasota	27,426	<div></div> 1%	1,373	28,799	776	2.8%
Marion	28,635	<div></div> 1%	141	28,776	912	3.2%
Lake	25,868	<div></div> 1%	430	26,298	592	2.3%
St. Lucie	23,499	<div></div> 1%	169	23,668	573	2.4%
Alachua	22,875	<div></div> 1%	264	23,139	255	1.1%
St. Johns	20,626	<div></div> 1%	292	20,918	201	1.0%
Okaloosa	19,458	<div></div> 1%	209	19,667	347	1.8%
Bay	18,697	<div></div> 1%	746	19,443	369	2.0%
Santa Rosa	17,452	<div></div> 1%	221	17,673	276	1.6%
Clay	17,198	<div></div> 1%	47	17,245	325	1.9%
Hernando	12,089	<div></div> 1%	92	12,181	439	3.6%
Indian River	11,505	<div></div> 1%	99	11,604	278	2.4%
Charlotte	11,131	<div></div> 1%	182	11,313	389	3.5%
Martin	11,006	<div></div> 1%	205	11,211	301	2.7%
Citrus	10,120	<div></div> 1%	87	10,207	421	4.2%
Sumter	8,579	<div></div> 0%	99	8,678	243	2.8%
Nassau	7,513	<div></div> 0%	429	7,942	118	1.6%

County	FL resident cases		Non-FL resident cases	Total cases	FL resident deaths	FL death rate
Columbia	7,761	<div></div> 0%	37	7,798	162	2.1%
Highlands	7,487	<div></div> 0%	83	7,570	314	4.2%
Walton	6,508	<div></div> 0%	776	7,284	81	1.2%
Flagler	6,445	<div></div> 0%	81	6,526	95	1.5%
Monroe	5,957	<div></div> 0%	347	6,304	48	0.8%
Jackson	5,982	<div></div> 0%	64	6,046	154	2.6%
Putnam	5,975	<div></div> 0%	20	5,995	133	2.2%
Gadsden	5,506	<div></div> 0%	16	5,522	89	1.6%
Suwannee	5,177	<div></div> 0%	28	5,205	135	2.6%
Hendry	4,429	<div></div> 0%	17	4,446	77	1.7%
Desoto	3,998	<div></div> 0%	19	4,017	81	2.0%
Okeechobee	3,645	<div></div> 0%	50	3,695	84	2.3%
Unknown	369	<div></div> 0%	3,156	3,525	0	0.0%
Baker	3,332	<div></div> 0%	15	3,347	59	1.8%
Wakulla	3,226	<div></div> 0%	12	3,238	53	1.6%
Levy	3,042	<div></div> 0%	11	3,053	43	1.4%
Bradford	2,898	<div></div> 0%	13	2,911	54	1.9%
Hardee	2,870	<div></div> 0%	14	2,884	37	1.3%
Taylor	2,689	<div></div> 0%	6	2,695	45	1.7%
Washington	2,638	<div></div> 0%	20	2,658	49	1.9%
Holmes	2,178	<div></div> 0%	31	2,209	46	2.1%
Madison	2,004	<div></div> 0%	26	2,030	43	2.1%
Gulf	1,884	<div></div> 0%	23	1,907	41	2.2%
Union	1,768	<div></div> 0%	1	1,769	70	4.0%
Calhoun	1,644	<div></div> 0%	3	1,647	42	2.6%
Lafayette	1,603	<div></div> 0%	0	1,603	25	1.6%
Hamilton	1,566	<div></div> 0%	19	1,585	23	1.5%
Dixie	1,542	<div></div> 0%	3	1,545	23	1.5%
Gilchrist	1,474	<div></div> 0%	4	1,478	37	2.5%
Jefferson	1,401	<div></div> 0%	22	1,423	24	1.7%
Franklin	1,260	<div></div> 0%	33	1,293	16	1.3%
Liberty	1,050	<div></div> 0%	1	1,051	16	1.5%
Glades	919	<div></div> 0%	4	923	19	2.1%
Total	1,989,922		37,507	2,027,429	32,957	1.7%



# COVID-19: characteristics of 1,989,922 Florida resident cases

Data through Mar 24, 2021 verified as of Mar 25, 2021 at 09:25 AM

Data in this report are provisional and subject to change.

The table below includes the cities and counties of residence for cases in Florida residents based on the patient's ZIP Code. Note that city is not always received as part of the initial notification and may be missing while the case is being investigated.

City and county	Cases
Miami, Dade	250,872
Orlando, Orange	88,459
Jacksonville, Duval	84,959
Tampa, Hillsborough	68,956
Hialeah, Dade	61,224
Fort Lauderdale, Broward	44,446
Hollywood, Broward	39,758
West Palm Beach, Palm Beach	31,045
Kissimmee, Osceola	29,632
Tallahassee, Leon	28,242
Homestead, Dade	26,514
Naples, Collier	26,035
Pensacola, Escambia	25,837
Saint Petersburg, Pinellas	25,412
Fort Myers, Lee	23,206
Bradenton, Manatee	21,822
Boca Raton, Palm Beach	21,605
Ocala, Marion	21,090
Lakeland, Polk	20,893
Pompano Beach, Broward	19,965
Gainesville, Alachua	18,208
Sarasota, Sarasota	16,963
Port Saint Lucie, St. Lucie	15,581
Lake Worth, Palm Beach	15,445
Cape Coral, Lee	15,118
Miami Beach, Dade	13,847
Clearwater, Pinellas	13,601
Miramar, Broward	13,556
Boynton Beach, Palm Beach	12,364
Coral Springs, Broward	12,038
Doral, Dade	12,020
Panama City, Bay	11,900
Miami Gardens, Dade	11,540
Saint Augustine, St. Johns	11,055
Melbourne, Brevard	10,363
Winter Haven, Polk	10,056
Delray Beach, Palm Beach	9,583
Lehigh Acres, Lee	9,491
Davie, Broward	9,188
Riverview, Hillsborough	9,057
Vero Beach, Indian River	8,849
Milton, Santa Rosa	8,429
Palm Bay, Brevard	8,344
New Port Richey, Pasco	8,206
Sunrise, Broward	8,180
Fort Pierce, St. Lucie	7,759
Saint Cloud, Osceola	7,630
Coral Gables, Dade	7,627
Largo, Pinellas	7,552
Apopka, Orange	7,414
Daytona Beach, Volusia	7,409
Plantation, Broward	7,225
Spring Hill, Hernando	7,193
Lake City, Columbia	7,060
North Miami Beach, Dade	7,019
Orange Park, Clay	7,004
Clermont, Lake	6,910
Davenport, Polk	6,853
Brandon, Hillsborough	6,781

# COVID-19: characteristics of 1,989,922 Florida resident cases

Data through Mar 24, 2021 verified as of Mar 25, 2021 at 09:25 AM

Data in this report are provisional and subject to change.

The table below includes the cities and counties of residence for cases in Florida residents based on the patient's ZIP Code. Note that city is not always received as part of the initial notification and may be missing while the case is being investigated.

City and county	Cases
Jupiter, Palm Beach	6,556
Weston, Broward	6,490
Sanford, Seminole	6,490
Plant City, Hillsborough	6,414
Deltona, Volusia	6,385
Deerfield Beach, Broward	6,059
Winter Garden, Orange	5,923
Tamarac, Broward	5,576
Port Charlotte, Charlotte	5,464
Palm Coast, Flagler	5,420
Fort Walton Beach, Okaloosa	5,397
Stuart, Martin	5,195
Crestview, Okaloosa	5,193
Wesley Chapel, Pasco	5,185
Coconut Creek, Broward	5,112
Palm Beach Gardens, Palm Beach	5,059
Margate, Broward	5,056
Land O Lakes, Pasco	4,950
Winter Park, Orange	4,917
Deland, Volusia	4,908
Palm Harbor, Pinellas	4,853
Palmetto, Manatee	4,813
Oviedo, Seminole	4,788
Wellington, Palm Beach	4,781
Miami Lakes, Dade	4,467
Opa Locka, Dade	4,408
Altamonte Springs, Seminole	4,407
Lutz, Hillsborough	4,359
Port Orange, Volusia	4,292
Brooksville, Hernando	4,220
Middleburg, Clay	4,219
Haines City, Polk	4,191
Valrico, Hillsborough	4,164
Venice, Sarasota	4,141
North Port, Sarasota	4,097
The Villages, Sumter	4,097
Hallandale, Broward	4,061
Ocoee, Orange	4,023
Pembroke Pines, Broward	4,022
Live Oak, Suwannee	4,020
Punta Gorda, Charlotte	4,019
Leesburg, Lake	4,004
Sebring, Highlands	4,003
Saint Johns, St. Johns	3,895
Arcadia, Desoto	3,890
Seminole, Pinellas	3,810
Ormond Beach, Volusia	3,778
Bonita Springs, Lee	3,776
Zephyrhills, Pasco	3,769
Navarre, Santa Rosa	3,649
Okeechobee, Okeechobee	3,633
Pinellas Park, Pinellas	3,523
Windermere, Orange	3,503
Longwood, Seminole	3,445
North Lauderdale, Broward	3,445
North Miami, Dade	3,419
Immokalee, Collier	3,406
Ruskin, Hillsborough	3,370
Cocoa, Brevard	3,336



# COVID-19: characteristics of 1,989,922 Florida resident cases

Data through Mar 24, 2021 verified as of Mar 25, 2021 at 09:25 AM

Data in this report are provisional and subject to change.

The table below includes the cities and counties of residence for cases in Florida residents based on the patient's ZIP Code. Note that city is not always received as part of the initial notification and may be missing while the case is being investigated.

City and county	Cases
Gulf Breeze, Santa Rosa	3,277
Niceville, Okaloosa	3,238
Cantonment, Escambia	3,121
Lake Worth Beach, Palm Beach	3,031
Panama City Beach, Bay	3,022
Key West, Monroe	3,000
Jacksonville Beach, Duval	2,998
Casselberry, Seminole	2,994
Quincy, Gadsden	2,936
Titusville, Brevard	2,906
Crawfordville, Wakulla	2,896
Port Richey, Pasco	2,889
Hudson, Pasco	2,878
Dade City, Pasco	2,858
Bartow, Polk	2,797
North Fort Myers, Lee	2,793
Winter Springs, Seminole	2,774
Oakland Park, Broward	2,773
Palatka, Putnam	2,770
Cutler Ridge, Dade	2,755
Fernandina Beach, Nassau	2,724
Lake Mary, Seminole	2,702
Green Cove Springs, Clay	2,688
Aventura, Dade	2,683
Kissimmee, Polk	2,651
Auburndale, Polk	2,640
Merritt Island, Brevard	2,609
Ponte Vedra Beach, St. Johns	2,579
New Smyrna Beach, Volusia	2,575
Lake Wales, Polk	2,574
Perry, Taylor	2,523
Tarpon Springs, Pinellas	2,517
Lynn Haven, Bay	2,472
Inverness, Citrus	2,404
Marianna, Jackson	2,392
Belle Glade, Palm Beach	2,390
Parkland, Broward	2,371
Eustis, Lake	2,314
Clewiston, Hendry	2,309
Fleming Island, Clay	2,295
Wimauma, Hillsborough	2,295
Cooper City, Broward	2,277
Royal Palm Beach, Palm Beach	2,264
Santa Rosa Beach, Walton	2,262
Dunedin, Pinellas	2,254
Loxahatchee, Palm Beach	2,252
Esteros, Lee	2,229
Holiday, Pasco	2,180
Sarasota, Manatee	2,079
Rockledge, Brevard	2,070
Defuniak Springs, Walton	2,069
Key Biscayne, Dade	2,061
Parrish, Manatee	2,060
Chipley, Washington	2,048
Destin, Okaloosa	1,987
Labelle, Hendry	1,980
Odessa, Hillsborough	1,980
Palm City, Martin	1,970
Mount Dora, Lake	1,966

# COVID-19: characteristics of 1,989,922 Florida resident cases

Data through Mar 24, 2021 verified as of Mar 25, 2021 at 09:25 AM

Data in this report are provisional and subject to change.

The table below includes the cities and counties of residence for cases in Florida residents based on the patient's ZIP Code. Note that city is not always received as part of the initial notification and may be missing while the case is being investigated.

City and county	Cases
Starke, Bradford	1,959
Riviera Beach, Palm Beach	1,954
Avon Park, Highlands	1,932
Mulberry, Polk	1,903
Seffner, Hillsborough	1,887
Tavares, Lake	1,876
Summerfield, Marion	1,797
Yulee, Nassau	1,787
Groveland, Lake	1,778
Lithia, Hillsborough	1,750
Pinecrest, Dade	1,748
Maitland, Orange	1,709
Orange City, Volusia	1,695
Wauchula, Hardee	1,677
Macclenny, Baker	1,633
Sebastian, Indian River	1,626
Callahan, Nassau	1,598
Lady Lake, Lake	1,595
Palmetto Bay, Dade	1,591
Missing, Dade	1,581
Mayo, Lafayette	1,574
Bonifay, Holmes	1,558
Ponte Vedra, St. Johns	1,556
Coconut Grove, Dade	1,554
Carol City, Dade	1,554
Homosassa, Citrus	1,553
Crystal River, Citrus	1,534
Dania, Broward	1,510
Crossings, Dade	1,483
Lake Placid, Highlands	1,423
Gibsonton, Hillsborough	1,418
Pace, Santa Rosa	1,417
Oldsmar, Pinellas	1,391
Hobe Sound, Martin	1,385
Florida City, Dade	1,381
Sun City Center, Hillsborough	1,374
Lake Butler, Union	1,370
Dover, Hillsborough	1,366
Apollo Beach, Hillsborough	1,362
Edgewater, Volusia	1,350
Atlantic Beach, Duval	1,344
Madison, Madison	1,329
Dunnellon, Marion	1,312
Palm Springs, Palm Beach	1,310
Debary, Volusia	1,307
Biscayne Park, Dade	1,291
Monticello, Jefferson	1,281
Alachua, Alachua	1,264
Belleview, Marion	1,251
Indiantown, Martin	1,242
Graceville, Jackson	1,229
North Palm Beach, Palm Beach	1,214
Lantana, Palm Beach	1,199
Century, Escambia	1,172
South Miami, Dade	1,156
Newberry, Alachua	1,131
Safety Harbor, Pinellas	1,123
Lecanto, Citrus	1,120
Ellenton, Manatee	1,105

# COVID-19: characteristics of 1,989,922 Florida resident cases

Data through Mar 24, 2021 verified as of Mar 25, 2021 at 09:25 AM

Data in this report are provisional and subject to change.

The table below includes the cities and counties of residence for cases in Florida residents based on the patient's ZIP Code. Note that city is not always received as part of the initial notification and may be missing while the case is being investigated.

City and county	Cases
Williston, Levy	1,101
Jensen Beach, Martin	1,093
Havana, Gadsden	1,084
El Portal, Dade	1,080
Beverly Hills, Citrus	1,073
Hilliard, Nassau	1,058
Satellite Beach, Brevard	1,056
Lauderhill, Broward	1,055
Freeport, Walton	1,048
Blountstown, Calhoun	1,036
Jasper, Hamilton	1,024
Trenton, Gilchrist	1,003
Wilton Manors, Broward	1,000
Wildwood, Sumter	998
Englewood, Charlotte	968
Wewahitchka, Gulf	967
Nokomis, Sarasota	965
Sanderson, Baker	946
Key Largo, Monroe	939
Keystone Heights, Clay	939
Hernando, Citrus	938
Frostproof, Polk	929
Mary Esther, Okaloosa	925
Bushnell, Sumter	923
Fellsmere, Indian River	922
Everglades National Park, Dade	904
Dunnellon, Citrus	900
Polk City, Polk	897
Lauderdale Lakes, Broward	895
Medley, Dade	889
Port Saint Joe, Gulf	887
Fisher Island, Dade	886
Shalimar, Okaloosa	881
Moore Haven, Glades	859
Coleman, Sumter	839
Cross City, Dixie	816
Bristol, Liberty	814
Marco Island, Collier	812
Pahokee, Palm Beach	809
South Bay, Palm Beach	805
Cocoa Beach, Brevard	803
Chiefland, Levy	787
Fort Meade, Polk	777
Minneola, Lake	765
Trinity, Pasco	764
High Springs, Alachua	762
Sorrento, Lake	761
Indialantic, Brevard	752
Spring Hill, Pasco	750
Glen Saint Mary, Baker	748
Englewood, Sarasota	734
Fruitland Park, Lake	731
Thonotosassa, Hillsborough	730
Chattahoochee, Gadsden	727
Southwest Ranches, Broward	712
Marathon, Monroe	708
Crescent City, Putnam	707
Olympia Heights, Dade	704
Miramar Beach, Walton	704

# COVID-19: characteristics of 1,989,922 Florida resident cases

Data through Mar 24, 2021 verified as of Mar 25, 2021 at 09:25 AM

Data in this report are provisional and subject to change.

The table below includes the cities and counties of residence for cases in Florida residents based on the patient's ZIP Code. Note that city is not always received as part of the initial notification and may be missing while the case is being investigated.

City and county	Cases
Uleta, Dade	701
Interlachen, Putnam	693
Fort Myers Beach, Lee	681
Umatilla, Lake	679
Coral, Dade	679
Bowling Green, Hardee	669
Old Town, Dixie	667
Lawtey, Bradford	666
Jacksonville, St. Johns	654
West Melbourne, Brevard	653
Lake Alfred, Polk	653
Fort White, Columbia	639
Neptune Beach, Duval	629
Silver Springs, Marion	616
Weeki Wachee, Hernando	609
Baker, Okaloosa	591
South Daytona, Volusia	582
Surfside, Dade	577
Belle Isle, Orange	575
Palm Beach, Palm Beach	571
Clearwater Beach, Pinellas	566
Bronson, Levy	566
Bunnell, Flagler	558
Gulfport, Pinellas	557
Sneads, Jackson	554
Jay, Santa Rosa	546
Carrabelle, Franklin	523
Mascotte, Lake	516
Hawthorne, Alachua	503
Rotunda West, Charlotte	503
Oxford, Sumter	498
Sweetwater, Dade	492
Oakland, Orange	488
Molino, Escambia	484
Cottondale, Jackson	483
Citra, Marion	479
Myakka City, Manatee	475
Youngstown, Bay	472
Florida State University, Leon	469
Midway, Gadsden	469
Zolfo Springs, Hardee	468
Mims, Brevard	466
Cape Canaveral, Brevard	463
Ocklawaha, Marion	462
Tavernier, Monroe	460
Melbourne Beach, Brevard	458
East Palatka, Putnam	456
Indian Harbour Beach, Brevard	456
Alva, Lee	441
Bal Harbour, Dade	439
Flagler Beach, Flagler	438
Dundee, Polk	436
Altha, Calhoun	436
Bell, Gilchrist	431
Celebration, Osceola	431
Branford, Suwannee	429
Apalachicola, Franklin	416
Webster, Sumter	403
Centerville, Leon	394

# COVID-19: characteristics of 1,989,922 Florida resident cases

Data through Mar 24, 2021 verified as of Mar 25, 2021 at 09:25 AM

Data in this report are provisional and subject to change.

The table below includes the cities and counties of residence for cases in Florida residents based on the patient's ZIP Code. Note that city is not always received as part of the initial notification and may be missing while the case is being investigated.

City and county	Cases
Haverhill, Palm Beach	393
Archer, Alachua	385
De Leon Springs, Volusia	384
Eagle Lake, Polk	379
Osprey, Sarasota	370
Raiford, Union	365
Hastings, St. Johns	364
Grand Ridge, Jackson	362
West Miami, Dade	358
Floral City, Citrus	356
Tequesta, Palm Beach	356
Holly Hill, Volusia	349
Missing, Volusia	349
Chuluota, Seminole	342
Lake Park, Palm Beach	341
Ave Maria, Collier	340
Pierson, Volusia	338
Grand Island, Lake	336
Greenville, Madison	332
Vernon, Washington	324
Montverde, Lake	321
Malone, Jackson	316
Jennings, Hamilton	313
Satsuma, Putnam	312
Missing, Orange	310
Indian Rocks Beach, Pinellas	310
Gotha, Orange	309
Sebastian, Brevard	308
Eastpoint, Franklin	302
Laurel Hill, Okaloosa	301
Bryceville, Nassau	300
Kenneth City, Pinellas	299
Alafaya, Orange	297
Reddick, Marion	296
Melrose, Putnam	296
Fort McCoy, Marion	295
Malabar, Brevard	294
Westville, Holmes	294
Elkton, St. Johns	293
Valparaiso, Okaloosa	289
Lake Panasoffkee, Sumter	287
Lehigh, Lee	285
Winter Park, Seminole	280
Greenwood, Jackson	275
O Brien, Suwannee	274
San Antonio, Pasco	272
Anthony, Marion	272
Ponce De Leon, Holmes	270
Belleair, Pinellas	268
Geneva, Seminole	265
Greenacres, Palm Beach	259
Morriston, Levy	259
Hallandale Beach, Broward	252
Inlet Beach, Walton	244
South Pasadena, Pinellas	243
Fountain, Bay	240
Sanibel, Lee	240
Eglin Air Force Base, Okaloosa	237
Lee, Madison	236

# COVID-19: characteristics of 1,989,922 Florida resident cases

Data through Mar 24, 2021 verified as of Mar 25, 2021 at 09:25 AM

Data in this report are provisional and subject to change.

The table below includes the cities and counties of residence for cases in Florida residents based on the patient's ZIP Code. Note that city is not always received as part of the initial notification and may be missing while the case is being investigated.

City and county	Cases
Fern Park, Seminole	235
Edgewood, Orange	234
Kindred, Osceola	231
Southport, Bay	229
University Of Central Fl, Orange	227
White Springs, Hamilton	227
Weirsdale, Marion	225
Longboat Key, Manatee	224
Hosford, Liberty	221
Gretna, Gadsden	221
Saint James City, Lee	219
Wellborn, Suwannee	214
Islamorada, Monroe	213
Holt, Okaloosa	209
Mcdavid, Escambia	208
Lakewood Ranch, Manatee	206
Astatula, Lake	205
Holmes Beach, Manatee	200
Bay Harbor Islands, Dade	198
Howey-In-The-Hills, Lake	195
Poinciana, Polk	195
Juno Beach, Palm Beach	194
Madeira Beach, Pinellas	191
Micanopy, Alachua	190
Mcalpin, Suwannee	189
Altoona, Lake	188
Babson Park, Polk	187
Sopchoppy, Wakulla	186
Zellwood, Orange	184
Alford, Jackson	184
Atlantis, Palm Beach	183
Azalea Park, Orange	183
The Villages, Marion	181
The Villages, Lake	177
Lake Helen, Volusia	176
Lauderdale By The Sea, Broward	176
Odessa, Pasco	172
Center Hill, Sumter	169
Viera, Brevard	168
Mangonia Park, Palm Beach	166
Cutler Bay, Dade	163
Summerland Key, Monroe	161
University Of Miami, Dade	161
Caryville, Washington	161
Osteen, Volusia	160
Golden Beach, Dade	159
Pomona Park, Putnam	158
Bokeelia, Lee	155
Lockhart, Orange	152
Hypoluxo, Palm Beach	151
Oak Hill, Volusia	150
Rocky Point, Hillsborough	149
Grant-Valkaria, Brevard	149
University Of Fl, Alachua	148
Lutz, Pasco	147
Bay Lake, Orange	146
Ponce Inlet, Volusia	145
Citrus Springs, Citrus	145
Sumterville, Sumter	144



# COVID-19: characteristics of 1,989,922 Florida resident cases

Data through Mar 24, 2021 verified as of Mar 25, 2021 at 09:25 AM

Data in this report are provisional and subject to change.

The table below includes the cities and counties of residence for cases in Florida residents based on the patient's ZIP Code. Note that city is not always received as part of the initial notification and may be missing while the case is being investigated.

City and county	Cases
Hiawassee, Orange	141
Clair-Mel City, Hillsborough	137
Hollister, Putnam	136
Big Pine Key, Monroe	136
Lady Lake, Sumter	135
Carrollwood, Hillsborough	135
Paisley, Lake	130
Missing, Lee	130
Inglis, Levy	128
Baldwin, Duval	128
Cloud Lake, Palm Beach	128
San Mateo, Putnam	127
Hampton, Bradford	126
Christmas, Orange	125
Apopka, Seminole	125
Steinhatchee, Taylor	124
Lake Hamilton, Polk	121
Kendall, Dade	121
Matlacha, Lee	120
Clarksville, Calhoun	119
West Park, Broward	118
University Of Central Florida, Orange	114
Placida, Charlotte	112
Belleair Beach, Pinellas	112
Tierra Verde, Pinellas	111
Buena Ventura Lakes, Osceola	111
Callaway, Bay	109
Lighthouse Point, Broward	106
Panacea, Wakulla	106
Saint Leo, Pasco	105
Barry University, Dade	104
Seville, Volusia	103
Hurlburt Field, Okaloosa	102
Lamont, Jefferson	102
Dinsmore, Duval	102
Astor, Lake	102
Harmony, Osceola	102
Temple Terrace, Hillsborough	102
Brooker, Bradford	101
Missing, St. Johns	100
Cedar Key, Levy	99
Dania Beach, Broward	98
South Fort Myers, Lee	98
Canal Point, Palm Beach	97
Bradenton Beach, Manatee	96
Waldo, Alachua	95
Bascom, Jackson	95
Barefoot Bay, Brevard	95
Tyndall Air Force Base, Bay	95
Fruit Cove, St. Johns	95
Florahome, Putnam	94
Missing, Pinellas	94
Florida Gulf Coast Univ, Lee	93
City Of Sunrise, Broward	93
University Of South Florida, Hillsborough	88
Pinetta, Madison	88
Maitland, Seminole	87
Crystal Beach, Pinellas	86
Kathleen, Polk	85

# COVID-19: characteristics of 1,989,922 Florida resident cases

Data through Mar 24, 2021 verified as of Mar 25, 2021 at 09:25 AM

Data in this report are provisional and subject to change.

The table below includes the cities and counties of residence for cases in Florida residents based on the patient's ZIP Code. Note that city is not always received as part of the initial notification and may be missing while the case is being investigated.

City and county	Cases
Sunny Isles Beach, Dade	84
Missing, Marion	83
Lorida, Highlands	82
F M, Lee	80
Fort Denaud, Hendry	80
Missing, Sumter	79
Yalaha, Lake	78
Ocean Ridge, Palm Beach	78
Missing, St. Lucie	77
Welaka, Putnam	75
Eatonville, Orange	75
Princeton, Dade	74
Patrick Air Force Base, Brevard	74
Saint Pete Beach, Pinellas	74
Avon Park, Polk	73
Palma Ceia, Hillsborough	73
Campbellton, Jackson	71
Missing, Lake	71
North Venice, Sarasota	69
Boca Grande, Lee	69
Air Mail Facility, Dade	69
Ochopee, Collier	68
Greensboro, Gadsden	66
Anna Maria, Manatee	65
Cudjoe Key, Monroe	65
Stock Island, Monroe	64
Missing, Duval	62
Reunion, Osceola	61
Mexico Beach, Bay	59
Bonita Beach, Lee	59
Destin, Walton	59
Georgetown, Putnam	59
Missing, Pasco	58
Treasure Island, Pinellas	58
Micco, Brevard	58
North Redington Beach, Pinellas	58
Orlando, Seminole	57
Bellview, Escambia	57
Felda, Hendry	57
Missing, Palm Beach	56
Miami Springs, Dade	55
Missing, Santa Rosa	54
Miami, Unknown	54
Lake Suzy, Desoto	54
Northdale, Hillsborough	53
Walnut Hill, Escambia	53
Ona, Hardee	53
Orlando, Dade	52
Okahumpka, Lake	52
Duette, Manatee	52
Singer Island, Palm Beach	52
Heathrow, Seminole	51
Miromar Lakes, Lee	51
Enterprise, Volusia	50
Town N Country, Hillsborough	50
Palm Beach Shores, Palm Beach	49
Salt Springs, Marion	49
University Of Tampa, Hillsborough	49
Aloma, Orange	49

# COVID-19: characteristics of 1,989,922 Florida resident cases

Data through Mar 24, 2021 verified as of Mar 25, 2021 at 09:25 AM

Data in this report are provisional and subject to change.

The table below includes the cities and counties of residence for cases in Florida residents based on the patient's ZIP Code. Note that city is not always received as part of the initial notification and may be missing while the case is being investigated.

City and county	Cases
Terra Ceia, Manatee	48
Cinco Bayou, Okaloosa	47
Intercession City, Osceola	47
Sewalls Point, Martin	45
Florence Villa, Polk	45
Highland City, Polk	45
Waverly, Polk	44
Green Acres, Palm Beach	44
Kenansville, Osceola	43
Eaton Park, Polk	43
Orlando, Osceola	43
Gulf Breeze, Escambia	43
Lacoochee, Pasco	42
Village Of Wellington, Palm Beach	42
Ebro, Washington	42
Florida International Univ, Dade	42
Manalapan, Palm Beach	42
Naranja, Dade	41
Key Colony Beach, Monroe	41
Bayonet Point, Pasco	41
Saint Johns, Duval	40
Cortez, Manatee	40
Orlando, Broward	39
Village Wellington, Palm Beach	39
Missing, Broward	38
Ponte Vedra, Duval	37
Florida A And M University, Leon	37
Orlando, Volusia	37
Hialeah Gardens, Dade	36
Missing, Hillsborough	35
North Bay Village, Dade	35
Stetson University, Volusia	35
Orlando, Polk	35
Miami, Broward	34
Pasadena, Pinellas	34
Lakeshore, Polk	34
Highland Beach, Palm Beach	34
Flemington, Marion	34
Bay Pines, Pinellas	34
Tice, Lee	34
Miami Shores, Dade	34
Homeland, Polk	33
Palm Shores, Brevard	33
Siesta Key, Sarasota	33
Wekiva Springs, Seminole	33
Lulu, Columbia	33
Bonaventure, Broward	33
Dowling Park, Suwannee	33
Missing, Seminole	33
Venus, Highlands	32
Bagdad, Santa Rosa	32
Hallandle Beach, Broward	32
Davenport, Osceola	32
Eloise, Polk	31
Nocatee, Desoto	30
Mcintosh, Marion	30
Univ Of FI Student Dorms, Alachua	30
Penney Farms, Clay	30
Westlake, Palm Beach	30

# COVID-19: characteristics of 1,989,922 Florida resident cases

Data through Mar 24, 2021 verified as of Mar 25, 2021 at 09:25 AM

Data in this report are provisional and subject to change.

The table below includes the cities and counties of residence for cases in Florida residents based on the patient's ZIP Code. Note that city is not always received as part of the initial notification and may be missing while the case is being investigated.

City and county	Cases
Bayshore Gardens, Manatee	30
Kinard, Calhoun	30
Jupiter, Martin	29
Bonita Springs, Collier	29
Lealman, Pinellas	29
Alturas, Polk	29
South Palm Beach, Palm Beach	29
Poinciana, Osceola	29
Orlando, Hillsborough	28
Sugarloaf Key, Monroe	28
Chokoloskee, Collier	28
Pensacola Beach, Santa Rosa	28
Horseshoe Beach, Dixie	28
Little Torch Key, Monroe	28
Ridge Manor, Pasco	27
City Of Westlake, Palm Beach	27
Caryville, Holmes	27
Florida State, Leon	27
Homosassa Springs, Citrus	27
Saint Marks, Wakulla	27
Indian Lake Estates, Polk	26
Fort Lauderdale, Dade	26
Palmdale, Glades	26
Long Key, Monroe	26
Bradley, Polk	26
Pine Hills, Orange	26
Pembroke Park, Broward	25
Tangerine, Orange	25
South Miami Heights, Dade	25
Missing, Monroe	25
New Smyrna, Volusia	25
Earleton, Alachua	25
Santa Fe, Alachua	24
Westchase, Hillsborough	24
Missing, Escambia	24
Missing, Manatee	24
Labelle, Glades	24
Hawthorne, Putnam	24
Archer, Levy	23
Paxton, Walton	23
Yankeetown, Levy	23
Sydney, Hillsborough	23
Goulds, Dade	23
Balm, Hillsborough	22
Tioga, Alachua	22
Missing, Citrus	22
Orange Lake, Marion	22
Sparr, Marion	22
Citrus Ridge, Indian River	22
Wausau, Washington	22
Loughman, Polk	22
Missing, Brevard	22
Florida Dept Of Corrections, Union	22
Bostwick, Putnam	22
Missing, Indian River	22
Kissimmee, Orange	22
La Crosse, Alachua	22
Bonifay, Washington	21
Plymouth, Orange	21

# COVID-19: characteristics of 1,989,922 Florida resident cases

Data through Mar 24, 2021 verified as of Mar 25, 2021 at 09:25 AM

Data in this report are provisional and subject to change.

The table below includes the cities and counties of residence for cases in Florida residents based on the patient's ZIP Code. Note that city is not always received as part of the initial notification and may be missing while the case is being investigated.

City and county	Cases
Everglades City, Collier	21
Pine Castle, Orange	21
Wabasso, Indian River	21
Florida International University, Dade	21
Perdido Key, Escambia	21
Indian River Shores, Indian River	20
Sun City, Hillsborough	20
Branford, Lafayette	20
Crystal Springs, Pasco	20
Redington Shores, Pinellas	20
Fort Ogden, Desoto	20
Mango, Hillsborough	20
Laud-By-The-Sea, Broward	20
Missing, Okaloosa	20
Ramrod Key, Monroe	19
Lowell, Marion	19
Candler, Marion	19
Parker, Bay	19
Champions Gate, Polk	19
Orlando, Palm Beach	19
Wildlight, Nassau	19
High Springs, Gilchrist	19
Babcock Ranch, Lee	19
Mexico Beach, Gulf	19
Union Park, Orange	19
Gulf Stream, Palm Beach	18
Goodland, Collier	18
Maxville, Duval	18
Nalcrest, Polk	18
Hollywood, Dade	18
Jensen Beach, St. Lucie	18
Trenton, Levy	18
Missing, Collier	17
Graceville, Holmes	17
Boca Raton, Broward	17
Nichols, Polk	17
Suwannee, Dixie	16
Webster, Hernando	16
Gulf Hammock, Levy	16
Hernando Beach, Hernando	16
Tallevast, Manatee	16
Shady Hills, Pasco	16
Jacksonville, Unknown	16
Lake Buena Vista, Orange	16
West Panama City Beach, Bay	16
Woodville, Leon	16
Orlando, Pinellas	16
Otter Creek, Levy	16
Forest City, Orange	16
Trilby, Pasco	16
Wewahitchka, Calhoun	16
Winter Garden, Lake	15
Lake City, Suwannee	15
Golden Oak, Orange	15
Buckingham, Lee	15
Lake Monroe, Seminole	15
Brooksville, Pasco	15
Lakewood Ranch, Sarasota	15
Hutchinson Island, St. Lucie	15

# COVID-19: characteristics of 1,989,922 Florida resident cases

Data through Mar 24, 2021 verified as of Mar 25, 2021 at 09:25 AM

Data in this report are provisional and subject to change.

The table below includes the cities and counties of residence for cases in Florida residents based on the patient's ZIP Code. Note that city is not always received as part of the initial notification and may be missing while the case is being investigated.

City and county	Cases
White Springs, Columbia	15
Mount Dora, Orange	15
Missing, Bay	15
Missing, Martin	15
Graham, Bradford	14
Braden River, Manatee	14
Laurel Hill, Walton	14
Village Of Palmetto Bay, Dade	14
Florida State Univ Admin, Leon	14
Copeland, Collier	14
Belleair Bluffs, Pinellas	14
Saint Lucie West, St. Lucie	14
Murdock, Charlotte	14
Daytona Beach Shores, Volusia	14
Fort Charlotte, Charlotte	13
Hialeah, Unknown	13
Long Boat Key, Manatee	13
Orlando, Brevard	13
Saint George Island, Franklin	13
Orlando, Lake	13
Choctaw Beach, Okaloosa	13
Eau Gallie, Brevard	13
Johns Pass Village, Pinellas	13
Watersound, Walton	13
Kingsley Lake, Bradford	13
Gonzalez, Escambia	13
Steinhatchee, Dixie	13
Wahneta, Polk	13
Roseland, Indian River	13
Durant, Hillsborough	12
Hillsboro Beach, Broward	12
Holder, Citrus	12
Missing, Putnam	12
Mount Plymouth, Lake	12
Indian Creek Village, Dade	12
Los Angeles, Dade	12
Pensacola Beach, Escambia	12
Rosemary Beach, Walton	12
Orlando, Unknown	12
Unknown, Dade	12
Deer Island, Lake	12
Alys Beach, Bay	12
East Lake, Marion	11
Deerfield Beach, Palm Beach	11
Captiva, Lee	11
Miami Gardens, Broward	11
Ozona, Pinellas	11
Naples, Lee	11
Babcock Ranch, Charlotte	11
Missing, Unknown	11
Greenville, Taylor	11
Citrus Hills, Citrus	11
Leisure City, Dade	11
Orlando, Leon	11
Perrine, Dade	10
Orlando, Duval	10
Dade City, Hernando	10
Briny Breezes, Palm Beach	10
Passport, Unknown	10



# COVID-19: characteristics of 1,989,922 Florida resident cases

Data through Mar 24, 2021 verified as of Mar 25, 2021 at 09:25 AM

Data in this report are provisional and subject to change.

The table below includes the cities and counties of residence for cases in Florida residents based on the patient's ZIP Code. Note that city is not always received as part of the initial notification and may be missing while the case is being investigated.

City and county	Cases
Seacrest, Walton	10
Missing, Nassau	10
Cypress, Jackson	10
Forest City, Seminole	10
Lake Como, Putnam	10
Missing, Polk	10
University Park, Manatee	10
Grandin, Putnam	10
Gibsonia, Polk	10
Redington Beach, Pinellas	10
Telogia, Liberty	10
Missing, Taylor	10
Sea Ranch Lakes, Broward	9
Palma Sola, Manatee	9
Innovation, Pasco	9
Cottdonale, Washington	9
Barberville, Volusia	9
Beverly Beach, Flagler	9
Saint Augustine Beach, St. Johns	9
Putnam Hall, Putnam	9
Ferndale, Lake	9
Haines Creek, Lake	9
Lamont, Madison	9
Lloyd, Jefferson	9
Rubonia, Manatee	9
Umatilla, Marion	9
Virginia Gardens, Dade	9
Elfers, Pasco	9
Fanning Springs, Gilchrist	9
Day, Lafayette	9
Grant Valkaria, Brevard	9
Nobleton, Hernando	9
Saint Augustine, Duval	9
West Delray Beach, Palm Beach	9
Basinger, Okeechobee	8
Evinston, Alachua	8
Salem, Taylor	8
Orange Springs, Marion	8
Fairfield, Marion	8
Fort Walton Beach, Unknown	8
Cross Creek, Alachua	8
Indian Shores, Pinellas	8
Palm City, St. Lucie	8
Seybold, Dade	8
Holt, Santa Rosa	8
White City, Gulf	8
Worthington Springs, Union	8
Pine Ridge, Citrus	8
Jerome, Collier	8
Ponce De Leon, Walton	8
Scottsmoor, Brevard	8
Goldenrod, Seminole	8
Missing, Clay	7
Switzerland, St. Johns	7
Maitland, Volusia	7
Aripeka, Pasco	7
Valkaria, Brevard	7
Orlando, Alachua	7
River Ranch, Polk	7

# COVID-19: characteristics of 1,989,922 Florida resident cases

Data through Mar 24, 2021 verified as of Mar 25, 2021 at 09:25 AM

Data in this report are provisional and subject to change.

The table below includes the cities and counties of residence for cases in Florida residents based on the patient's ZIP Code. Note that city is not always received as part of the initial notification and may be missing while the case is being investigated.

City and county	Cases
Niceville, Walton	7
Okeechobee, Glades	7
Fort Lauderdale, Unknown	7
Fernandina, Nassau	7
Missing, Flagler	7
Orange Park, Duval	7
Port Saint John, Brevard	7
Orlando, Pasco	7
Longboat Key, Sarasota	7
Keystone Heights, Bradford	7
Ybor City, Hillsborough	7
Orchid, Indian River	6
Pensacola, Unknown	6
Miccosukee, Leon	6
Glenwood, Volusia	6
Morriston, Marion	6
Duck Key, Monroe	6
Newberry, Gilchrist	6
Mayport Naval Station, Duval	6
Lake Butler, Bradford	6
Anastasia Island, St. Johns	6
East Rockland Key, Monroe	6
Bradenton, Sarasota	6
Maitland, Osceola	6
Inglis, Citrus	6
Weirsdale, Lake	6
Quail Heights, Dade	6
Punta Gorda, Lee	6
Deland, Lake	6
Orlando, Flagler	6
Orlando, Marion	6
Sunny Hills, Washington	6
Missing, Walton	6
Missing, Sarasota	6
Labelle, Lee	6
Maitland, Hillsborough	6
Winter Park, Polk	6
Winderemere, Orange	6
Grove City, Charlotte	6
Coco River, Collier	6
Eglin, Okaloosa	6
Ebro, Bay	5
Bruce, Holmes	5
Hialeah, Broward	5
Westchester, Dade	5
Mid Florida, Seminole	5
Ocean Breeze, Martin	5
Port Salerno, Martin	5
Ridge Manor Estates, Sumter	5
Missing, Highlands	5
Missing, Columbia	5
Shady Grove, Taylor	5
Missing, Leon	5
Milton, Escambia	5
Mayport, Duval	5
Inlet Beach, Bay	5
Pass, Unknown	5
Stuart, St. Lucie	5
Miami, Palm Beach	5

# COVID-19: characteristics of 1,989,922 Florida resident cases

Data through Mar 24, 2021 verified as of Mar 25, 2021 at 09:25 AM

Data in this report are provisional and subject to change.

The table below includes the cities and counties of residence for cases in Florida residents based on the patient's ZIP Code. Note that city is not always received as part of the initial notification and may be missing while the case is being investigated.

City and county	Cases
Wakulla Springs, Wakulla	5
Ocoee, Lake	5
Okeechobee, Martin	5
N/A, Unknown	5
Pompano Beach, Palm Beach	5
Oneco, Manatee	5
Orlando, Manatee	5
Alys Beach, Walton	5
Missing, Alachua	5
Miami Beach, Unknown	5
Point Washington, Walton	5
University Of Central FI, Martin	5
Williston, Marion	5
Okeechobee, Osceola	5
Psl, Unknown	5
Pompano Beach, Unknown	5
San Carlos Park, Lee	5
University Of Central FI, Hillsborough	5
Bayou George, Bay	5
Boynton Beach, Broward	5
Missing, Osceola	5
Miramar, Dade	5
Miami Gardens, Unknown	5
Kissimmee, Unknown	5
Jacksonville Naval Air Station, Duval	5
Fort Lauderdale, Palm Beach	5
Clarcona, Orange	5
Lazy Lake, Broward	4
Lamont, Taylor	4
Sugarloaf, Monroe	4
Wacissa, Jefferson	4
Branford, Gilchrist	4
Cape Haze, Charlotte	4
Clewiston, Palm Beach	4
Conch Key, Monroe	4
Pompano Beach, Dade	4
Sandestin, Walton	4
Seacrest, Bay	4
Naples, Unknown	4
High Springs, Columbia	4
Hinsdale, Manatee	4
Bella Collina, Lake	4
Delray Beach, Broward	4
El Jobean, Charlotte	4
International Service Center, Dade	4
Island Grove, Alachua	4
Hollywood, Unknown	4
Indian Rock Beach, Pinellas	4
Bowling Green, Polk	4
Cypress Gardens, Polk	4
Live Oak, Madison	4
Loxahatchee Groves, Palm Beach	4
West Bradenton, Manatee	4
Port Charlotte, Unknown	4
Greenville, Jefferson	4
Marina Del Rey, Dade	4
Missing, Hernando	4
Oklawaha, Marion	4
Glen Ridge, Palm Beach	4

# COVID-19: characteristics of 1,989,922 Florida resident cases

Data through Mar 24, 2021 verified as of Mar 25, 2021 at 09:25 AM

Data in this report are provisional and subject to change.

The table below includes the cities and counties of residence for cases in Florida residents based on the patient's ZIP Code. Note that city is not always received as part of the initial notification and may be missing while the case is being investigated.

City and county	Cases
Coconut Creek, Palm Beach	4
Pensacola, Santa Rosa	4
Margate, Unknown	4
Melrose, Bradford	4
Highland Park, Polk	4
Jacksonville, Dade	4
Los Angeles, Broward	4
Lake Worth, Broward	4
Inverness, Polk	3
Pass, Dade	3
Vero Beach, Brevard	3
Orem, Palm Beach	3
Pp, Dade	3
Pp, Unknown	3
Woodside, Broward	3
Brewton, Escambia	3
Apopka, Broward	3
Maitland, Polk	3
Lake Harbor, Palm Beach	3
Lanark Village, Franklin	3
Miami Shores, Broward	3
Tampa Palms, Hillsborough	3
Pineland, Lee	3
Winter Garden, Seminole	3
Tarpon Springs, Pasco	3
Tampa, Pinellas	3
Ludlam, Dade	3
Laurel, Sarasota	3
Jacksonville, Clay	3
Clermont, Orange	3
Port Saint Lucie, Martin	3
Saint Augusaintine Beach, St. Johns	3
Palm Coast, Volusia	3
Missing, Jackson	3
West Palm Beach, Broward	3
Village Of Golf, Palm Beach	3
Wildwood, Marion	3
Saint Petersburg, Hillsborough	3
Loxahatchee, Broward	3
Lynbrook, Broward	3
Lakeland, Hillsborough	3
Miami, Orange	3
Hallandale Beach, Unknown	3
Immokalee, Lee	3
Lake Geneva, Clay	3
Lake City, Duval	3
Fort Myers, Unknown	3
Bradington, Manatee	3
Blountstown, Liberty	3
Crestview, Walton	3
Cross Key, Monroe	3
Cape San Blas, Gulf	3
Apopka, Lake	3
Green Cove Springs, Duval	3
Fernandina Beach, Duval	3
Fpo, Duval	3
Plantation Key, Monroe	3
Samoset, Manatee	3
San Fernando, Unknown	3

# COVID-19: characteristics of 1,989,922 Florida resident cases

Data through Mar 24, 2021 verified as of Mar 25, 2021 at 09:25 AM

Data in this report are provisional and subject to change.

The table below includes the cities and counties of residence for cases in Florida residents based on the patient's ZIP Code. Note that city is not always received as part of the initial notification and may be missing while the case is being investigated.

City and county	Cases
Mayport Naval Housing, Duval	3
Monticello, Madison	3
Vernon, Bay	3
Alford, Washington	3
Altamonte Springs, Orange	3
Jonesville, Alachua	3
Julington Creek, St. Johns	3
Jupiter Island, Martin	3
Miramar, Unknown	3
Marco Island, Lee	3
Pembroke Pines, Unknown	3
Ocean Reef Club, Monroe	3
Vero Beach, St. Lucie	3
Chicago, Lee	3
Coraopolis, Citrus	3
Champions Gate, Osceola	3
Bristol, Calhoun	3
Jacksonville, Alachua	3
Sorrento, Orange	3
Stuart, Palm Beach	3
North Fort Myers, Charlotte	3
Westville, Walton	3
Milligan, Okaloosa	3
Land O Lakes, Hillsborough	3
Lady Lake, Marion	3
Jacksonville , Duval	3
Fisher Island, Unknown	3
Homeless, Hillsborough	3
Bay Harbor Islands, Unknown	3
Ft Pierce, St. Lucie	3
Fort Lauderdale, Alachua	2
Deerfield Beach, Unknown	2
Doral, Unknown	2
Brooklyn, Broward	2
Carl Fisher, Dade	2
Cross City, Taylor	2
Jupiter, Dade	2
Micanopy, Marion	2
Lakeland, Unknown	2
Red Bay, Holmes	2
Saint Marys, Nassau	2
Pembroke Lakes, Broward	2
Port Saint Lucie, Palm Beach	2
Windermere, Lake	2
Sutton, Pasco	2
Noma, Holmes	2
Ormond Beach, Flagler	2
Panama City, Unknown	2
Pembroke Pines, Dade	2
Summerfield, Unknown	2
Tampa, Hernando	2
Sharpes, Brevard	2
Saint Lucie Village, St. Lucie	2
Sebring, Desoto	2
Vero Beach, Unknown	2
Yeehaw, Okeechobee	2
Wauchula, Desoto	2
Jacksonville Naval Hospital, Duval	2
Hosford, Calhoun	2

# COVID-19: characteristics of 1,989,922 Florida resident cases

Data through Mar 24, 2021 verified as of Mar 25, 2021 at 09:25 AM

Data in this report are provisional and subject to change.

The table below includes the cities and counties of residence for cases in Florida residents based on the patient's ZIP Code. Note that city is not always received as part of the initial notification and may be missing while the case is being investigated.

City and county	Cases
Jacksonville, Nassau	2
Longview, Dade	2
Marina Del Rey, Broward	2
Melrose, Clay	2
Mesa, Unknown	2
Aventura, Broward	2
000000, Unknown	2
Dfafs, Okaloosa	2
Venice, Dade	2
University Of Central Fl, Seminole	2
West Palm Beach, Unknown	2
Winter Park, Volusia	2
Winter Springs, Orange	2
Windermere, Hillsborough	2
Okeechobee, Highlands	2
New Port Richey, Hillsborough	2
Orlando, Escambia	2
Pompano Beach, Osceola	2
Port Charlotte, Lee	2
Union, Manatee	2
Swansea, Lee	2
Sand Lake, Orange	2
Port St. Lucie, St. Lucie	2
Longwood, Unknown	2
Long Beach, Orange	2
Marathon Shores, Monroe	2
Mims, Volusia	2
Miami, Martin	2
Labelle, Collier	2
Jena, Taylor	2
Lauderhill, Unknown	2
At Large, Broward	2
Bonnie, Dade	2
Boys Ranch, Suwannee	2
Fort Pierce, Brevard	2
Graceville, Unknown	2
Eatonville, Polk	2
Tampa, Broward	2
Tarpon Springs, Hillsborough	2
Port Canaveral, Brevard	2
Seguin, Unknown	2
Sarasota, Unknown	2
Sunrise, Unknown	2
Oakland Park, Unknown	2
Orlando, St. Lucie	2
Marysville, Dade	2
Callahan, Duval	2
Dade City, Unknown	2
Cibolo, Orange	2
Claysville, Hernando	2
Crescent Beach, Sarasota	2
Fl State Univ Student, Leon	2
Defuniak Springs, Okaloosa	2
Defuniak Springs, Unknown	2
Blountstown, Jackson	2
Alligator Point, Franklin	2
Coconut Creek, Unknown	2
Crawfordville, Leon	2
Daytona Beach, Unknown	2



# COVID-19: characteristics of 1,989,922 Florida resident cases

Data through Mar 24, 2021 verified as of Mar 25, 2021 at 09:25 AM

Data in this report are provisional and subject to change.

The table below includes the cities and counties of residence for cases in Florida residents based on the patient's ZIP Code. Note that city is not always received as part of the initial notification and may be missing while the case is being investigated.

City and county	Cases
Eatonville, Lake	2
Lawtey, Union	2
Hallandale Beach, Dade	2
Lutz, Pinellas	2
Los Angeles, Okaloosa	2
Louisville, Manatee	2
Seven Springs, Pasco	2
Upper Key Largo, Monroe	2
University Of Central Florida, Brevard	2
West Villages, Sarasota	2
Zellwood, Lake	2
Mount Pleasant, Gadsden	2
Navarre, Okaloosa	2
None, Dade	2
Phoenix, Lake	2
Clermont, Polk	2
Bronx, Seminole	2
Doctors Inlet, Clay	2
Bonifay, Jackson	2
Bonnie, Sarasota	2
Inverenss, Citrus	2
Fort Myers, Collier	2
Fort Pierce, Martin	2
Lake Helen, Orange	2
Lecanto, Marion	2
Maitland, Leon	2
Winter Park, Leon	2
Weston, Dade	2
West Palm Beach, Dade	2
Palm Springs North, Dade	2
Redland, Dade	2
Melrose, Alachua	2
Olustee, Baker	2
Orlando, Santa Rosa	2
Orlando, Charlotte	2
Maitland, Lake	2
Hialeah Lakes, Dade	2
Hialeah, Orange	2
Jan Phyl Village, Polk	2
Moore Haven, Hendry	2
Naples, Broward	2
Cassadaga, Volusia	2
Fort Walton Beach, Walton	2
Duke Field Air Force Station, Okaloosa	2
Dunnellon, Levy	2
Yalhala, Lake	2
University Of Central Florida, Palm Beach	2
University Of Central Florida, Pinellas	2
Wimauma, Manatee	2
Wekiwa Springs, Seminole	2
Provo, Broward	2
Sumatra, Liberty	2
Portland, Unknown	2
University Of Central Florida, Broward	2
Saint Teresa, Wakulla	2
Orlando, Okaloosa	2
Madison, Unknown	2
Maitland, Pasco	2
Ocala, Unknown	2

# COVID-19: characteristics of 1,989,922 Florida resident cases

Data through Mar 24, 2021 verified as of Mar 25, 2021 at 09:25 AM

Data in this report are provisional and subject to change.

The table below includes the cities and counties of residence for cases in Florida residents based on the patient's ZIP Code. Note that city is not always received as part of the initial notification and may be missing while the case is being investigated.

City and county	Cases
Miamt, Dade	2
Florida Power & Light Co, Dade	2
Amelia City, Nassau	2
Apopka, Unknown	2
Alligator Point, Wakulla	2
Chipley, Jackson	2
Chipley, Holmes	1
Daniel Island, Bay	1
Colorado Springs, Unknown	1
Conifer, Lee	1
Eatonville, Seminole	1
El Paso, Unknown	1
Elbow Lake, Palm Beach	1
Dunellen, Dade	1
Destin, Unknown	1
Diamond, Highlands	1
Doral, Broward	1
Altamonte, Orange	1
Alva, Collier	1
333, Unknown	1
Allentown, Putnam	1
Apple Creek, Citrus	1
Amelia Village, Nassau	1
Barefoot Beach, Lee	1
Battle Creek, Manatee	1
Avon, Manatee	1
Aventura, Osceola	1
Bryn Mawr, Palm Beach	1
Burkeville, Brevard	1
Camden Wyoming, Duval	1
Celebration, Palm Beach	1
Chattanooga, Dade	1
Bear Grass, Palm Beach	1
Azalea Park, Osceola	1
Boca Raton,, Palm Beach	1
Boston, Dade	1
Brewster, Volusia	1
Fortlauderdale, Unknown	1
Fortwalton Beach, Okaloosa	1
Ft Pierce, Unknown	1
Garland, Orange	1
Fort Denaud, Glades	1
Fort Meyers, Lee	1
FI State Lot, Leon	1
Fairless Hills, Broward	1
Everett, Dade	1
Hickory, Lee	1
Homeless, Dade	1
Homer, Escambia	1
Hilliard, Unknown	1
Hallandate Ben, Unknown	1
Havana, Leon	1
Jeffersonville, Broward	1
Knoxville, Escambia	1
Lake Mary, Lake	1
Lansdale, Lake	1
Lapeer, Manatee	1
Lauderdale Hill, Unknown	1
Longwood, Orange	1

# COVID-19: characteristics of 1,989,922 Florida resident cases

Data through Mar 24, 2021 verified as of Mar 25, 2021 at 09:25 AM

Data in this report are provisional and subject to change.

The table below includes the cities and counties of residence for cases in Florida residents based on the patient's ZIP Code. Note that city is not always received as part of the initial notification and may be missing while the case is being investigated.

City and county	Cases
Lehigh Cares, Lee	1
Live Oak, Columbia	1
Loganville, Orange	1
Missing, Wakulla	1
Monterey, Broward	1
Mumford, Manatee	1
N/A, Duval	1
Naples, Alachua	1
North Miami, Broward	1
Ocean City, Broward	1
Old Town, Gilchrist	1
Middleburg, Duval	1
Midland, Osceola	1
Missing, Hamilton	1
Miami, Charlotte	1
Miamii, Dade	1
Miami Garden, Unknown	1
Oviedo, Leon	1
Opa Locka, Polk	1
Orem, Sarasota	1
Orem, Unknown	1
Palm City, Unknown	1
Plant City, Unknown	1
Pompano Beach, Alachua	1
Ridgewood, Broward	1
Riverview, Manatee	1
Roseland, Palm Beach	1
Republic, Monroe	1
Richmond, Palm Beach	1
Porter Ranch, Dade	1
Raiford, Bradford	1
Ponte Vedra Beach, Orange	1
Port Orange , Volusia	1
Port Saint Lucie, Indian River	1
San Antonio, Dade	1
San Diego, Unknown	1
Sanford, Palm Beach	1
Russellville, Hillsborough	1
Saint Augustine, Okaloosa	1
Steinhatchee, Alachua	1
Tampa, Escambia	1
Tampa, Manatee	1
Tangerine, Lake	1
University Of Central Florida, Hillsborough	1
University Of Central FI, Pasco	1
Village Of Palm Springs, Palm Beach	1
Virginia Beach, Alachua	1
Webster, Pasco	1
Union City, Bradford	1
Sebastian, Lake	1
Westerville, Hillsborough	1
West Point, Lee	1
Wilbur By The Sea, Volusia	1
Willowbrook, Lee	1
Wilmington, Pasco	1
Winston Salem, Unknown	1
Winter Garden, Hillsborough	1
Wilton Manors, Dade	1
Woodland Hills, Brevard	1

# COVID-19: characteristics of 1,989,922 Florida resident cases

Data through Mar 24, 2021 verified as of Mar 25, 2021 at 09:25 AM

Data in this report are provisional and subject to change.

The table below includes the cities and counties of residence for cases in Florida residents based on the patient's ZIP Code. Note that city is not always received as part of the initial notification and may be missing while the case is being investigated.

City and county	Cases
Youngstown, Calhoun	1
Yulee, Duval	1
Pound Ridge, Leon	1
Port Charlotte Fl, Unknown	1
Ponce, Orange	1
Plant City, Pinellas	1
Plantation, Unknown	1
Plant City, Hendry	1
Orlando, Highlands	1
Newport Beach, Palm Beach	1
North Little Rock, Palm Beach	1
Ocoee, Polk	1
Opa Locka, Unknown	1
Orem, Nassau	1
Olando, Orange	1
Sumter Ville, Unknown	1
Tallahassee, Escambia	1
Springhill, Unknown	1
Tampa, Dade	1
Tampa, Lee	1
South Otselic, Dade	1
Southampton, Palm Beach	1
Stockbridge, Leon	1
Sullivans Island, Dade	1
Sevierville, Dade	1
Saint Petersburg, Dade	1
San Juan, Osceola	1
San Pedro Sula, Dade	1
Sandy, Duval	1
Richmond Heights, Dade	1
Riverview, Pinellas	1
Rochester, Lee	1
Rosemary Beach, Bay	1
Saint Cloud, Orange	1
West Simsbury, Collier	1
Wayne, Dade	1
Windermere, Polk	1
Winter Park, Lake	1
Tinley Park, Lee	1
University Of Central Fl, Dade	1
Telluride, Lee	1
Export, Palm Beach	1
Fdsf, Unknown	1
Felda, Palm Beach	1
Flagler Beach, Volusia	1
Flora, Lee	1
Downers Grove, St. Lucie	1
Delrey Beach, Palm Beach	1
Fort Myers, Lake	1
Fresno, Pasco	1
Fruitland Park, Sumter	1
Fwb, Unknown	1
Gainesville, Marion	1
Gastonia, Polk	1
Clearwater, Highlands	1
Clermont, Unknown	1
Columbia, Orange	1
Coral Gables, Unknown	1
Coral Springs, Unknown	1

# COVID-19: characteristics of 1,989,922 Florida resident cases

Data through Mar 24, 2021 verified as of Mar 25, 2021 at 09:25 AM

Data in this report are provisional and subject to change.

The table below includes the cities and counties of residence for cases in Florida residents based on the patient's ZIP Code. Note that city is not always received as part of the initial notification and may be missing while the case is being investigated.

City and county	Cases
Cornelius, Leon	1
Crestview, Dade	1
Dade City, Polk	1
Dania, Unknown	1
Darien, Pasco	1
Arcadia, Charlotte	1
Aspen, Palm Beach	1
Atlanta, Broward	1
Aurburndale, Polk	1
Aventura, Unknown	1
Azalea Park, Sarasota	1
Bartow, Unknown	1
Biscayne Park, Broward	1
Boca Rotan, Unknown	1
Alpharetta, Alachua	1
Apalachicola, Leon	1
Brooksville, Columbia	1
Bryn Mawr, Collier	1
Canfield, Duval	1
Naugatuck, Lee	1
New Vernon, Sarasota	1
New York, Broward	1
Northville, Broward	1
Ocala, Indian River	1
Ocoee, Broward	1
Myakka, Duval	1
Maitland, Unknown	1
Melbourne, Orange	1
Miami Beach, Palm Beach	1
Miami Granders, Dade	1
Missing, Baker	1
Middleburg, Unknown	1
Milford, Palm Beach	1
Milford, Polk	1
Minneapolis, Broward	1
Johns Island, Wakulla	1
Killarney, Orange	1
Knoxville, Duval	1
Havanna, Gadsden	1
Jacksonville, Palm Beach	1
Hilliard, Dade	1
Hollywood, Leon	1
Holt, Unknown	1
Homestead, Monroe	1
Humble, Broward	1
Green, Clay	1
Greensburg, Orange	1
Greenville, Monroe	1
Gulf Shores, Escambia	1
Los Angeles, Polk	1
Lakeland, Pasco	1
Lakewood, Unknown	1
Lake City, Volusia	1
Orlando, Union	1
Ovido, Seminole	1
Oxford, Palm Beach	1
Opalocka, Dade	1
North Canton, Palm Beach	1
Oakland, Leon	1

# COVID-19: characteristics of 1,989,922 Florida resident cases

Data through Mar 24, 2021 verified as of Mar 25, 2021 at 09:25 AM

Data in this report are provisional and subject to change.

The table below includes the cities and counties of residence for cases in Florida residents based on the patient's ZIP Code. Note that city is not always received as part of the initial notification and may be missing while the case is being investigated.

City and county	Cases
Ocala, Alachua	1
Okeechobee, St. Lucie	1
Miamf, Dade	1
Miami G, Dade	1
Miami, Collier	1
Miami, St. Lucie	1
New Richmond, Volusia	1
Rio Dell, Volusia	1
Rochelle, Volusia	1
Port Orange, Unknown	1
Port Saint Lucie, Orange	1
Princeton, Alachua	1
Provincetown, Collier	1
Panama City, Walton	1
Palm Coast, Duval	1
Perry, Leon	1
Perth Amboy, Monroe	1
Spring Park, Alachua	1
Steinhatchee, Madison	1
South Burlington, Orange	1
Shannon, Collier	1
Soddy Daisy, Broward	1
Soldotna, Broward	1
Saint Cloud, Lee	1
Saint Johns, Orange	1
San Antonio, Sarasota	1
San Antonio, Unknown	1
Sanford, Volusia	1
Wesley Chapel, Alachua	1
Wheaton, Lee	1
Wilmington, Broward	1
Winter Park, Osceola	1
Wood River, Polk	1
Worcester, Palm Beach	1
Winter Park, Alachua	1
Tampa, Volusia	1
Tangerine, Seminole	1
Tewksbury, Orange	1
Toms River, Dade	1
Umatilla, Alachua	1
University Of Central Florida, Monroe	1
Virginia Beach, Hernando	1
Waco, Broward	1
Washington, Broward	1
Marshall, Palm Beach	1
Marianna, Calhoun	1
Lemoyne, Manatee	1
Los Angeles, Palm Beach	1
Lyndhurst, Broward	1
Magnolia Square, Osceola	1
Maitland, Alachua	1
Lake In The Hills, Columbia	1
Lake Placid, Alachua	1
Kingsland, Duval	1
Kissimmee, Brevard	1
Lawrence Township, Palm Beach	1
Las Vegas, Orange	1
Lake Worth Beach, Broward	1
Land Of Lakes, Pasco	1



# COVID-19: characteristics of 1,989,922 Florida resident cases

Data through Mar 24, 2021 verified as of Mar 25, 2021 at 09:25 AM

Data in this report are provisional and subject to change.

The table below includes the cities and counties of residence for cases in Florida residents based on the patient's ZIP Code. Note that city is not always received as part of the initial notification and may be missing while the case is being investigated.

City and county	Cases
Lander, Citrus	1
Floral, Escambia	1
Grassy Key, Monroe	1
Gainesville, Baker	1
Gilmer, Dade	1
Haverford, Hillsborough	1
Herrin, Orange	1
Jacksonville, Manatee	1
Jamaica, Broward	1
Jupiter, Unknown	1
Jersey City, Polk	1
Bryant, Alachua	1
Bronx, Broward	1
Buffalo, Palm Beach	1
Carol Stream, Orange	1
Castleberry, Escambia	1
Charlotte, Pasco	1
Apo, Pasco	1
Apopka, Flagler	1
99, Unknown	1
Alanson, Bay	1
Aollywoss, Dade	1
Boca Raton, Unknown	1
Bohealia, Lee	1
Blowing Rock, Polk	1
Belleair, Hillsborough	1
Dorchester, Orange	1
Deland, Polk	1
Dallas, Lee	1
De Leon Springs, Putnam	1
Dearborn, Lee	1
Estero, Collier	1
Fanning Springs, Levy	1
Fargo, Unknown	1
Felton, Manatee	1
Clear Brook, Lee	1
Crestview, Holmes	1
Cumberland, Palm Beach	1
Dade City, Hillsborough	1
College Station, Lake	1
Columbus, Brevard	1
Cookeville, Seminole	1
Saint Cloud, Unknown	1
Saint Johns, Unknown	1
Rye, Duval	1
Rex, Duval	1
Potomac, Palm Beach	1
Port Everglades, Broward	1
Parker, Dade	1
Parker, Leon	1
Palm Coast, Polk	1
Peoria, Unknown	1
Plantation, Orange	1
Pompano Beach, Martin	1
Orlando, Columbia	1
Orlando, Indian River	1
Orlando, Sarasota	1
Ormond Beach, Unknown	1
Oviedo, Brevard	1

# COVID-19: characteristics of 1,989,922 Florida resident cases

Data through Mar 24, 2021 verified as of Mar 25, 2021 at 09:25 AM

Data in this report are provisional and subject to change.

The table below includes the cities and counties of residence for cases in Florida residents based on the patient's ZIP Code. Note that city is not always received as part of the initial notification and may be missing while the case is being investigated.

City and county	Cases
Pacifica, Dade	1
Navarre, Dade	1
North Pole, Seminole	1
North Port, Lee	1
Old Town, Alachua	1
Omaha, Palm Beach	1
Ona, Manatee	1
Oooooo, Unknown	1
Opa Locka, Broward	1
Orange Park , Duval	1
Ocoee, Osceola	1
Okeechobee, Broward	1
Orem, Broward	1
New Orleans, Palm Beach	1
Newark, Broward	1
Newburgh, Bay	1
Winter Park, Broward	1
Winter Park, Indian River	1
Zolfo Springs, Polk	1
Westbrook, Dade	1
Wichita, Volusia	1
Washington, Unknown	1
Venice, Unknown	1
Vernon, Unknown	1
Winder Garden, Orange	1
Windermere, Leon	1
Windermere, Osceola	1
Windermere, Seminole	1
Winter Garden, Broward	1
Wells, Polk	1
Winter Garden, Pinellas	1
Tulsa, Orange	1
Tiffin, Highlands	1
Sun City Center, Hardee	1
Tallahassee, Duval	1
Tallahassee, Unknown	1
Tampa, Palm Beach	1
Tavares, Marion	1
Saint Petersburg, St. Lucie	1
Sandford, Seminole	1
Sarasota, Flagler	1
Saxis, Lee	1
Schenectady, Polk	1
Sebring, Lee	1
Shelton, Manatee	1
Sodus, Charlotte	1
Spring Hill , Hernando	1
Spring Hill, Dade	1
Starke, Clay	1
Stone Mountain, Palm Beach	1
Macdill Air Force Base, Hillsborough	1
Largo, Unknown	1
Littleton, Dade	1
Los Angeles Ca, Unknown	1
Los Angeles, Hardee	1
Miami Beach, Broward	1
Middlesburg, Duval	1
Miami Lakes, Unknown	1
Miami, Hillsborough	1

# COVID-19: characteristics of 1,989,922 Florida resident cases

Data through Mar 24, 2021 verified as of Mar 25, 2021 at 09:25 AM

Data in this report are provisional and subject to change.

The table below includes the cities and counties of residence for cases in Florida residents based on the patient's ZIP Code. Note that city is not always received as part of the initial notification and may be missing while the case is being investigated.

City and county	Cases
Miami, Manatee	1
Margate, Dade	1
Marshall, Dade	1
Mary Esther, Unknown	1
Medford, Palm Beach	1
Harrison, Pinellas	1
Holly Ridge, Orange	1
Homeless, Polk	1
Homosassa, Hernando	1
Leesburg, Marion	1
Lehigh Acres, Dade	1
Lewisburg, Pasco	1
Lake City, Hamilton	1
La Grange, Dade	1
Lafayette, Marion	1
Jerusalem, St. Johns	1
Davenport, Orange	1
East Hampton, Palm Beach	1
Cypress, Leon	1
Deland, St. Lucie	1
Deltona, Orange	1
Fort Myers-, Lee	1
Fort Pierce, Unknown	1
Gainesville, Duval	1
Granada Hills, Broward	1
Guilford, Dade	1
Hailandale, Unknown	1
Foley, Escambia	1
Fort Myers, Manatee	1
Conway, Leon	1
Coventry, Broward	1
Clermont, Volusia	1
Clewiston, Glades	1
Cartersville, Unknown	1
Bridgeport, Dade	1
Bronx, Palm Beach	1
Bradenton, Dade	1
Bradenton, Osceola	1
Altoona, Marion	1
Anaheim, Unknown	1
Argyle, Walton	1
Athens, Duval	1
Bogota, Orange	1
Big Cypress Reservation, Glades	1
Dona Vista, Lake	1
East Setauket, Palm Beach	1
El Dorado, Palm Beach	1
Fleming Island, Duval	1
Fellsmere, Brevard	1
Crestview, Broward	1
Clearwater, Leon	1
Charlotte, Alachua	1
Dalecity, Okaloosa	1
Daytona Beach, Orange	1
Deerfield Beach, Polk	1
Crystal River, Marion	1
Crystal River, Unknown	1
Canton, Duval	1
Cantonment, Santa Rosa	1

# COVID-19: characteristics of 1,989,922 Florida resident cases

Data through Mar 24, 2021 verified as of Mar 25, 2021 at 09:25 AM

Data in this report are provisional and subject to change.

The table below includes the cities and counties of residence for cases in Florida residents based on the patient's ZIP Code. Note that city is not always received as part of the initial notification and may be missing while the case is being investigated.

City and county	Cases
Cape Coral, Unknown	1
Bryceville, Duval	1
Bradenton, Lee	1
Boca Raton, Dade	1
Boca Raton, Madison	1
Bogota, Unknown	1
Bal Harbour, Broward	1
Atlanta, Walton	1
Attalla, Broward	1
Auburn, Palm Beach	1
Autaugaville, Broward	1
Apopka, Volusia	1
Alachua, Suwannee	1
Alafaya, Broward	1
Alafaya, Pinellas	1
Merrick, Palm Beach	1
Metter, Manatee	1
Lake Clarke Shores, Palm Beach	1
Lake Forest, Collier	1
Miami, Osceola	1
Miamiardens, Unknown	1
Miamksaohes, Dade	1
Jacksonville, Baker	1
Jacksonville, Marion	1
Irmo, Unknown	1
Key West, Palm Beach	1
Kilgore, Dade	1
Jupiter Inlet, Palm Beach	1
Jzx, Unknown	1
Land O Lakes, Unknown	1
Lawton, Okaloosa	1
Levittown, Palm Beach	1
Lima, Manatee	1
Lima, Volusia	1
Macclenny, Dixie	1
Madison, Jefferson	1
Maitland, Collier	1
Florida City, Unknown	1
Fort Lauderdale, Collier	1
Fort Myers, Alachua	1
Gainesville, Levy	1
Glen Cove, Unknown	1
Glen Saint Mary, Duval	1
Golden Oak, Hillsborough	1
Golf, Palm Beach	1
Greensboro, Leon	1
Immokalee, Walton	1
Orlando, Walton	1
Oviedo, Lake	1
Orlando, St. Johns	1
Ocala, Duval	1
Plantation, Leon	1
Pensacola, Dade	1
Panomo City, Bay	1
Parrish, Sarasota	1
San Marcos, Unknown	1
Pooler, Broward	1
Rye, Palm Beach	1
Ridgewood, Lee	1

# COVID-19: characteristics of 1,989,922 Florida resident cases

Data through Mar 24, 2021 verified as of Mar 25, 2021 at 09:25 AM

Data in this report are provisional and subject to change.

The table below includes the cities and counties of residence for cases in Florida residents based on the patient's ZIP Code. Note that city is not always received as part of the initial notification and may be missing while the case is being investigated.

City and county	Cases
Roayl Palm Beach, Palm Beach	1
Roseville, Broward	1
Port St. Lucie, Unknown	1
Punta Gorda, Sarasota	1
Putnam, Putnam	1
Monument, Broward	1
Mokena, Lee	1
Miami Dade, Unknown	1
Nashville, Palm Beach	1
Myrtle Beach, Broward	1
Morrisville, Palm Beach	1
Okeechobi, Unknown	1
Orem, Dade	1
Orlando, Citrus	1
Orlando, Collier	1
Orlando, Hernando	1
North Brunswick, St. Lucie	1
North Grafton, Dade	1
North Lauderdale, Unknown	1
North Porte, Unknown	1
Notrealville, Polk	1
Surprise, Unknown	1
Syracuse, Unknown	1
St Cloud, Orange	1
St Helena Is, Dade	1
South Miami, Broward	1
Saint Petersburg, Bay	1
Twentynine Palms, Broward	1
Vernon, Walton	1
Venezuela, Unknown	1
Waukesha, Volusia	1
West Miami, Unknown	1
Whippany, Volusia	1
Wilmington, Charlotte	1
Windermere, Alachua	1
Winfield, Hillsborough	1
Winter Garden, Unknown	1
Winter Park, Brevard	1
Winter Park, Unknown	1
Xifamk, Dade	1
Denton, Broward	1
Destin, Bay	1
Clearwater, Hillsborough	1
Coal City, Pasco	1
Crescent City, Marion	1
Crestview, Unknown	1
Commerce Township, Manatee	1
Coral Gables , Dade	1
Crawfordville, Alachua	1
Fort Lauderdale, Lee	1
Eureka, Flagler	1
Evansville, Citrus	1
Fort Worth, Broward	1
Franklin, Orange	1
Frostproof, Highlands	1
Gainesville, Palm Beach	1
Gainesville, Santa Rosa	1
Brownsville, Escambia	1
Bonnie, St. Johns	1

# COVID-19: characteristics of 1,989,922 Florida resident cases

Data through Mar 24, 2021 verified as of Mar 25, 2021 at 09:25 AM

Data in this report are provisional and subject to change.

The table below includes the cities and counties of residence for cases in Florida residents based on the patient's ZIP Code. Note that city is not always received as part of the initial notification and may be missing while the case is being investigated.

City and county	Cases
Belleair Bluffs, Unknown	1
Celebration, Orange	1
Chicago, Broward	1
Choctaw Beach, Unknown	1
Austin, Dade	1
Apo, Collier	1
Big Torch Key, Monroe	1
Black, Holmes	1
Boca Raton, Lee	1
Bonifay, Unknown	1
8852 Teacher Ln, Pasco	1
Addison, Pasco	1
Apopka, Citrus	1
Apopka, Hillsborough	1
Arabi, Orange	1
Litchfield Park, Monroe	1
Littleton, St. Johns	1
Lake Worth, Unknown	1
Lake In The Hills, Broward	1
Jupiter, Pinellas	1
Kansas City, Palm Beach	1
Indianapolis, Lee	1
Gwynn Oak, Polk	1
Milford, Bay	1
Milford, Unknown	1
New Canaan, Dade	1
Na, Dade	1
Missing, Franklin	1
Mossy Head, Walton	1
Mattoon, Lee	1
Melbourne, Volusia	1
Los Angeles, Orange	1
Maitland, Palm Beach	1
Marianna, Leon	1
Marianna, Washington	1
Mary Esther, Hillsborough	1
Saint Charles, Orange	1
Roswell, Bay	1
Ruskin, Dade	1
Ruskin, Manatee	1
Scottsdale, Brevard	1
Scottsdale, Palm Beach	1
Saint Petersburg, Duval	1
Saint Petersburg, Manatee	1
Tampa, Duval	1
Tavares, Unknown	1
Temple, Palm Beach	1
St Peterburg, Orange	1
Stiamk, Dade	1
Summerdale, Escambia	1
Surfside Beach, Orange	1
Sun City Center, Lee	1
Port Saint Lucie, Marion	1
Port St Luice, Unknown	1
Plymouth, Pasco	1
Pensacola Naval Hospital, Escambia	1
Pass-A-Grille, Pinellas	1
Oviedo, Orange	1
Pace, Escambia	1



# COVID-19: characteristics of 1,989,922 Florida resident cases

Data through Mar 24, 2021 verified as of Mar 25, 2021 at 09:25 AM

Data in this report are provisional and subject to change.

The table below includes the cities and counties of residence for cases in Florida residents based on the patient's ZIP Code. Note that city is not always received as part of the initial notification and may be missing while the case is being investigated.

City and county	Cases
Painted Post, Pasco	1
Palatka, Marion	1
Newaygo, Charlotte	1
North Port, Charlotte	1
Okeechobee, Unknown	1
Winnetka, Dade	1
Winter Garden, Osceola	1
Winter Haven, Osceola	1
Winter Park, Duval	1
Winter Park, Palm Beach	1
Weston, Unknown	1
Wildwood, Lee	1
Willington, Lee	1
Winter Springs, Polk	1
Youngstown, Washington	1
West Hollywood, Broward	1
Wakefield, Broward	1
Waverly, Duval	1
Wabasha, Clay	1
Unknown, Duval	1
Upland, Manatee	1
Crossings, Unknown	1
Davenport, Lake	1
Davie, Unknown	1
Dayton, Orange	1
Dearborn Heights, Hillsborough	1
Edgewood, Broward	1
Elkton, Putnam	1
Chesterfield, Broward	1
Carteret, Polk	1
Cincinnati, Dade	1
Connellsville, Highlands	1
Armstrong, St. Johns	1
Atl, Brevard	1
Alva, Escambia	1
Andalusia, Escambia	1
Arcadia, Highlands	1
Baker, Santa Rosa	1
Belleville, Palm Beach	1
Belmont, Santa Rosa	1
Blountstown, Broward	1
Bronson, Alachua	1
Brooker, Alachua	1
Bradenton, Clay	1
Brandon, Pinellas	1
Bonita, Lee	1
Bocaraten, Palm Beach	1
Middletown, Osceola	1
Missing, Gilchrist	1
Monroe, Hillsborough	1
Nantucket, Palm Beach	1
New Vernon, Palm Beach	1
Mayaguez, Dade	1
Macclenny, Duval	1
Mantua, Broward	1
Longwood, Broward	1
Lucedale, St. Lucie	1
Kure Beach, Monroe	1
Lakeland, Palm Beach	1

# COVID-19: characteristics of 1,989,922 Florida resident cases

Data through Mar 24, 2021 verified as of Mar 25, 2021 at 09:25 AM

Data in this report are provisional and subject to change.

The table below includes the cities and counties of residence for cases in Florida residents based on the patient's ZIP Code. Note that city is not always received as part of the initial notification and may be missing while the case is being investigated.

City and county	Cases
Hudson, Pinellas	1
Hoosick Falls, Broward	1
Indian Rock Beach, Palm Beach	1
Interlachen, Duval	1
Kechi, Orange	1
Fort Myers, Broward	1
Floral, Okaloosa	1
Forestville, Volusia	1
Gibson, Unknown	1
Gainesville, Okaloosa	1
Gainesville, Unknown	1
Greenbrier, Bay	1
Groveland, Orange	1
Hialeahgardens, Dade	1
Hiram, Leon	1
Westlake Village, Unknown	1
White Plains, Broward	1
Whites Creek, Leon	1
Windermere, Volusia	1
Wtixrat, Dade	1
Watersound, Bay	1
Unk, Duval	1
Ventura, Orange	1
University Of Central Florida, Lee	1
Trenton, Dixie	1
Unknown, Unknown	1
Toms River, Lee	1
Tourist, Dade	1
Seffener, Hillsborough	1
Seminole, Lee	1
Saint Petersburg, Charlotte	1
Puerto Rico, Unknown	1
Punta Gorda, Unknown	1
Randolph, Orange	1
Rivera Beach, Palm Beach	1
Saint Augustine, Flagler	1
Sunrise, Dade	1
Tallahassee, Madison	1
Stratford, Broward	1
Pembroke Pines, Orange	1
Pensacola, Sumter	1
Paducah, Manatee	1
Palm Coast, Unknown	1
Perth Amboy, Hillsborough	1
Port Orange, Brevard	1
Powell, Lee	1
Newberry, Levy	1
North Lauderdale, Unknown	1
Ocala, Citrus	1
Ocoee, Unknown	1
Odessa, Dade	1
Olds, Manatee	1
Orlando, Jackson	1
Orlando, Lee	1
Syracuse, Polk	1
Tallahassee, Dade	1
Tamarac, Dade	1
Tampa, Unknown	1
Tavares, Orange	1

# COVID-19: characteristics of 1,989,922 Florida resident cases

Data through Mar 24, 2021 verified as of Mar 25, 2021 at 09:25 AM

Data in this report are provisional and subject to change.

The table below includes the cities and counties of residence for cases in Florida residents based on the patient's ZIP Code. Note that city is not always received as part of the initial notification and may be missing while the case is being investigated.

City and county	Cases
Tequesta, Martin	1
Topsham, Manatee	1
Town Of Nocatee, St. Johns	1
Troy, Manatee	1
Unkn, Duval	1
Waipahu, Santa Rosa	1
Ward, Polk	1
Wellborn, Columbia	1
Sunbright, Palm Beach	1
Winter Garden, Duval	1
Woodbine, Nassau	1
West Aplm Beach, Palm Beach	1
West Yarmouth, St. Lucie	1
Venetian Islands, Dade	1
Yulee, St. Johns	1
Zephyrhills, Hillsborough	1
Prattville, Hillsborough	1
Prestonsburg, Bay	1
Quincy, Jackson	1
Rapid City, Broward	1
Russellville, Bay	1
Sagamore Beach, Charlotte	1
Saint Augustine, Broward	1
Saint Cloud, Palm Beach	1
Petersburg, Manatee	1
Piasa, Putnam	1
Saint Joseph, Volusia	1
San Antonio, Orange	1
Sanford, Unknown	1
Seminole, Leon	1
Suitland, Volusia	1
Shalimar, Unknown	1
Shirley, Flagler	1
Oldsmar, Hillsborough	1
Olean, Alachua	1
North Palm Beach, Orange	1
Northport, Sarasota	1
Oakland, Lee	1
Missing, Levy	1
Myakka City, Sarasota	1
New Middletown, Hillsborough	1
New Port Richey, Pinellas	1
New Port Richey, Unknown	1
Newberry, Marion	1
Newtown, Lake	1
Orlo Vista, Orange	1
Other, Dade	1
Palm Beach Gardens, Unknown	1
Palmetto Bay, Palm Beach	1
Palmetto, Pasco	1
Parma, Manatee	1
Pass-A-Grille Beach, Pinellas	1
Matawan, Palm Beach	1
Mckinney, Broward	1
Miamc, Dade	1
Milford, Lee	1
Missing, Okeechobee	1
Monroe Township, Palm Beach	1
Monroe, Lee	1

# COVID-19: characteristics of 1,989,922 Florida resident cases

Data through Mar 24, 2021 verified as of Mar 25, 2021 at 09:25 AM

Data in this report are provisional and subject to change.

The table below includes the cities and counties of residence for cases in Florida residents based on the patient's ZIP Code. Note that city is not always received as part of the initial notification and may be missing while the case is being investigated.

City and county	Cases
Moore Haven, Okeechobee	1
Morrisville, Unknown	1
Lake Butler, Alachua	1
Kingsland, Nassau	1
Knoxville, Bay	1
Ldhl, Broward	1
Las Vegas, Palm Beach	1
Longwood, Volusia	1
Lincoln, St. Lucie	1
Little Neck, Lee	1
Jupiter, St. Lucie	1
Kenilworth, Leon	1
Key West, Duval	1
Keys West, Unknown	1
Jacksonville, Orange	1
Jefferson, Dade	1
Jonesboro, Leon	1
Inverness, Marion	1
Inwood, Broward	1
Irvine, Marion	1
Istachatta, Hernando	1
Homeless, Monroe	1
Homeless, Pinellas	1
Howell, Dade	1
Hudson, Hernando	1
Hoclywsod, Dade	1
Holiday, Pinellas	1
Hernando, Marion	1
Hialeah, Collier	1
Indian Rocks Beach, Duval	1
Indiantown, Palm Beach	1
Inglewood, Sarasota	1
Dallas, Hernando	1
Dearborn, Broward	1
Deer Park, Dade	1
Carmel, Orange	1
Cedar Springs, Hernando	1
Caracas, Dade	1
Coconut Ck, Unknown	1
Chicago, Unknown	1
Brooklyn, Dade	1
Brooklyn, Lee	1
Bonnie, Broward	1
Boston, Broward	1
Bel Air, Collier	1
Apopka, Clay	1
Asheville, Highlands	1
Astoria, Broward	1
Atmore, Escambia	1
Bartow, Hardee	1
O, Manatee	1
Acworth, Okaloosa	1
Alachua, Duval	1
Alpharetta, Broward	1
Downingtown, Broward	1
Downingtown, Hillsborough	1
Dpo, Santa Rosa	1
Dunedin, Unknown	1
Deerfield, Dade	1

# COVID-19: characteristics of 1,989,922 Florida resident cases

Data through Mar 24, 2021 verified as of Mar 25, 2021 at 09:25 AM

Data in this report are provisional and subject to change.

The table below includes the cities and counties of residence for cases in Florida residents based on the patient's ZIP Code. Note that city is not always received as part of the initial notification and may be missing while the case is being investigated.

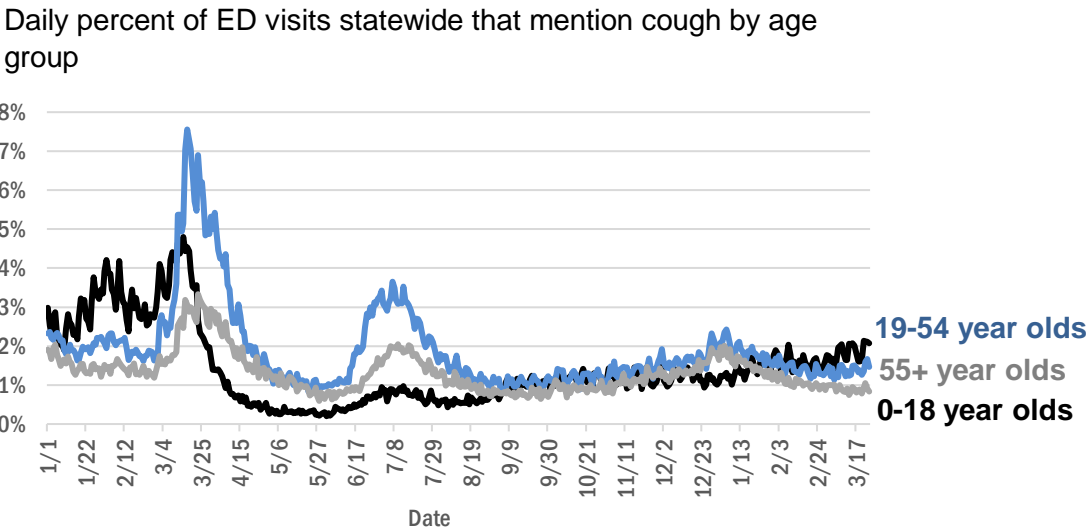
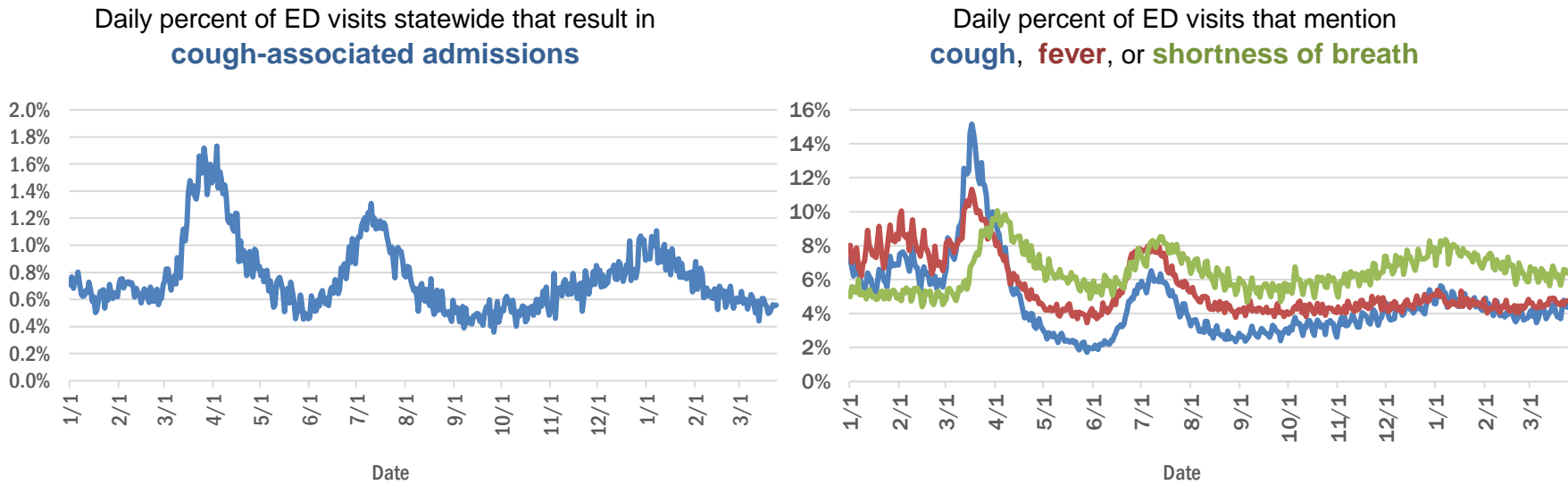
City and county	Cases
Deland, Seminole	1
Dayton, Lake	1
Daytona Beach, Pinellas	1
Erie, Monroe	1
East Palatka, Hillsborough	1
Eastpoint, Leon	1
Deltona, Seminole	1
Fort Lauderdale, Leon	1
Fort Myers, Sarasota	1
Fort Pierce, Palm Beach	1
Fort White, Clay	1
Garden City, Alachua	1
Gaylord, Orange	1
Gotcha, Orange	1
Greensburg, Palm Beach	1
Haines City, Osceola	1
Hallandale, Unknown	1
Helen, Bay	1
Total	1,989,922

# COVID-19: additional surveillance information

Data through Mar 24, 2021 verified as of Mar 25, 2021 at 09:25 AM

Data in this report are provisional and subject to change.

## Statewide emergency department (ED) chief complaint and admission data



The Electronic Surveillance System for the Early Notification of Community-Based Epidemics (ESSENCE-FL) includes chief complaint data from 211 of 211 Florida EDs. Data are transmitted electronically to ESSENCE-FL daily or hourly.



# COVID-19: testing by laboratory

Data through Mar 24, 2021 verified as of Mar 25, 2021 at 09:25 AM

Data in this report are provisional and subject to change.

The numbers in the table below represent the number of Florida and non-Florida residents for whom test results were received by the Department of Health. A person can be tested by more than one laboratory and can have both positive and negative results. **Therefore, the sum of the numbers in each column will be larger than the total number of people tested.**

Reporting lab	Inconclusive	Negative	Positive	Percent positive	Total
CURATIVE LABS	14,915	1,603,382	244,543	13%	1,862,840
LABORATORY CORPORATION OF AMERICA	2,558	1,623,101	220,781	12%	1,846,440
QUEST DIAGNOSTICS	11,873	1,374,343	201,973	13%	1,588,189
BIO REFERENCE LABORATORIES, INC	7,567	939,990	180,504	16%	1,128,061
HELIX	9,031	657,967	114,707	15%	781,705
REALTOX LABS LLC	6,543	600,052	98,538	14%	705,133
NOMI_HEALTH	2,924	462,677	63,624	12%	529,225
RCA LABORATORY SERVICES, LLC/GENETWORX		421,466	45,427	10%	466,893
GENETWORX	661	390,596	32,980	8%	424,237
CDR MAGUIRE - HEALTH CARE CENTER		338,623	51,554	13%	390,177
PALM BEACH BALLPARK		250,146	25,554	9%	275,700
PWNHEALTH	1,646	226,739	30,127	12%	258,512
IMPACT HEALTH BIOMETRIC TESTING, INC	1,042	222,385	26,413	11%	249,840
EAST FLORIDA STATE COLLEGE - BREVARD		212,886	26,986	11%	239,872
BPHL-JACKSONVILLE	18	189,595	32,706	15%	222,319
NOMI HEALTH LAB SERVICES		172,672	19,927	10%	192,599
ADVENTHEALTH LAB	99	167,547	21,489	11%	189,135
FULGENT DIAGNOSTICS LABORATORY	3,466	158,602	17,840	10%	179,908
MAKO GENOMICS	7,850	141,082	25,766	15%	174,698
BPHL-MIAMI	225	147,655	24,638	14%	172,518
CB SMITH PARK		150,114	18,792	11%	168,906
MAYO CLINIC LABORATORIES	336	139,697	17,516	11%	157,549
ELABNETWORK	1,059	138,514	11,841	8%	151,414
BAYCARE LABORATORIES LLC	606	135,246	11,675	8%	147,527
MEMORIAL REGIONAL HOSPITAL SOUTH	28	117,119	23,791	17%	140,938
ASCENSION SACRED HEART HOSPITAL - PENSACOLA	2	115,930	17,946	13%	133,878
ORLANDO HEALTH SYSTEM	683	120,103	12,271	9%	133,057
NORTHWEST LABORATORY	247	121,085	6,475	5%	127,807
BIOCOLLECTIONS WORLDWIDE, INC	738	111,565	13,559	11%	125,862
AEGIS SCIENCES CORPORATION	1,025	104,756	17,287	14%	123,068
ADVENT HEALTH LAB	112	101,258	13,955	12%	115,325
MEDICAL DIAGNOSTIC LABORATORIES	976	98,592	14,220	12%	113,788
AKESOGEN		94,126	18,155	16%	112,281
TESTING MATTERS INC	806	93,750	16,578	15%	111,134
BPHL-TAMPA (SPECTRUM BLVD)	45	91,155	16,781	16%	107,981
UF HEALTH MEDICAL LAB	33	98,315	9,216	9%	107,564
TAMPA GENERAL HOSPITAL	4	93,857	8,972	9%	102,833
DIATHERIX LABORATORIES (VRL EUROFINs)	1	85,250	12,625	13%	97,876
KORVALABS, INC	1,285	91,588	4,706	5%	97,579
BAPTIST HEALTH SOUTH FLORIDA	365	79,614	12,111	13%	92,090
SUNPATH MEDICAL DIAGNOSTICS LABORATORY	828	78,448	12,075	13%	91,351
ASCENSION ST VINCENT'S - RIVERSIDE	1	72,289	10,147	12%	82,437
SOUTH MIAMI HOSPITAL LAB	446	66,372	9,467	12%	76,285
LAKELAND REGIONAL MEDICAL CENTER	129	67,168	8,765	12%	76,062
JACKSON MEMORIAL HOSPITAL CLINICAL LAB	79	64,351	11,605	15%	76,035
UF HEALTH SHANDS HOSPITAL	493	62,264	4,543	7%	67,300
AMERICAN HEALTH ASSOCIATES	9	60,971	5,209	8%	66,189

# COVID-19: testing by laboratory

Data through Mar 24, 2021 verified as of Mar 25, 2021 at 09:25 AM

Data in this report are provisional and subject to change.

The numbers in the table below represent the number of Florida and non-Florida residents for whom test results were received by the Department of Health. A person can be tested by more than one laboratory and can have both positive and negative results. **Therefore, the sum of the numbers in each column will be larger than the total number of people tested.**

Reporting lab	Inconclusive	Negative	Positive	Percent positive	Total
INGENIOUS PERSONALIZED MEDICINE	211	54,613	11,029	17%	65,853
AIT LABORATORIES		53,395	6,523	11%	59,918
APPLIED INGENUITY DIAGNOSTICS LLC		54,326	2,490	4%	56,816
BAPTIST HEALTH - JACKSONVILLE	4	50,171	3,999	7%	54,174
ARUP LABORATORIES	16	50,090	2,925	6%	53,031
GENESIS REFERENCE LABORATORIES		47,456	5,190	10%	52,646
MINUTECLINIC LLC		43,856	7,425	14%	51,281
TALLAHASSEE MEMORIAL HOSPITAL	240	44,720	5,516	11%	50,476
SARASOTA MEMORIAL HOSPITAL MAIN LAB	12	44,199	3,790	8%	48,001
ADVENTIST HEALTH SYSTEMS SUNBELT INC DBA		42,417	5,106	11%	47,523
BROWARD GENERAL MEDICAL CENTER-CLINICAL LAB	2	41,911	4,574	10%	46,487
VIRACOR EUROFINS		35,819	9,841	22%	45,660
NICKLAUS CHILDREN'S HOSPITAL	70	39,994	5,261	12%	45,325
FLORIDA HOSPITAL - TAMPA	37	41,132	3,362	8%	44,531
MILLENNIUM PHYSICIAN GROUP	17	35,426	6,844	16%	42,287
DWIC OF TAMPA BAY INC		36,739	4,616	11%	41,355
LEE HEALTH - CAPE CORAL HOSPITAL	3	34,904	5,669	14%	40,576
UNIVERSITY OF MIAMI HOSPITAL	141	36,624	3,719	9%	40,484
MEDFAST URGENT CARE CENTERS, LLC	20	33,868	5,078	13%	38,966
UF HEALTH JACKSONVILLE	54	34,793	4,037	10%	38,884
ECCO LAB GROUP CO	529	32,372	4,658	12%	37,559
ORANGE COUNTY CONVENTION CENTER		33,330	3,703	10%	37,033
MIAMI DADE COUNTY		32,091	3,527	10%	35,618
WALGREENS	35	29,700	5,485	16%	35,220
NORTH FLORIDA REGIONAL MEDICAL CENTER		29,996	3,487	10%	33,483
MOUNT SINAI MEDICAL CENTER	10	30,149	3,226	10%	33,385
INTEGRATED REGIONAL LABORATORIES LLP	10	28,870	4,196	13%	33,076
ST JOSEPHS HOSPITAL LABORATORY	23	28,640	3,644	11%	32,307
BRANDON REGIONAL HOSPITAL		28,593	3,701	11%	32,294
JUPITER MEDICAL CENTER LAB	82	28,600	2,782	9%	31,464
STS LAB 2 LLC	6	29,630	1,555	5%	31,191
GENESIS MEDICAL LABORATORY	411	25,027	4,558	15%	29,996
NIGHT LITE PEDIATRIC CENTER LLC		26,575	2,872	10%	29,447
JFK MEDICAL CENTER LAB	1	25,896	3,312	11%	29,209
PALMETTO GENERAL HOSPITAL LAB	3	23,971	4,743	17%	28,717
WATSON CLINIC LLP		22,880	5,259	19%	28,139
HOLY CROSS HOSPITAL CLINICAL LAB	1	25,585	2,402	9%	27,988
AMELIA EARHART		23,046	3,533	13%	26,579
MALABAR MEDICAL WALK IN CLINIC	1	22,003	4,484	17%	26,488
AVENTUS BIO LABS	16	22,961	3,279	12%	26,256
HEALTHLINK DIAGNOSTIC LABORATORIES	293	23,354	2,395	9%	26,042
INFINITY BIOLOGIX LLC (GINKO BIOWORKS)	96	24,279	1,122	4%	25,497
ACCESS DX LABORATORY	224	22,590	2,095	8%	24,909
MORTON PLANT HOSPITAL-ADLER INSTITUTE	26	21,237	2,555	11%	23,818

# COVID-19: testing by laboratory

Data through Mar 24, 2021 verified as of Mar 25, 2021 at 09:25 AM

Data in this report are provisional and subject to change.

The numbers in the table below represent the number of Florida and non-Florida residents for whom test results were received by the Department of Health. A person can be tested by more than one laboratory and can have both positive and negative results. **Therefore, the sum of the numbers in each column will be larger than the total number of people tested.**

Reporting lab	Inconclusive	Negative	Positive	Percent positive	Total
PANCARE OF FLORIDA INC		20,662	2,499	11%	<b>23,161</b>
LAB DIAGNOSTICS LLC	393	17,100	5,339	23%	<b>22,832</b>
CLEVELAND CLINIC HOSPITAL LAB	4	20,162	2,387	11%	<b>22,553</b>
DRS CLACK SPENCER WHITE & MCCORMACK PA D/B/A		20,468	2,046	9%	<b>22,514</b>
STATLAB_MOBILE	1	20,365	2,056	9%	<b>22,422</b>
SAINT MARY'S MEDICAL CENTER	25	20,001	2,266	10%	<b>22,292</b>
CLEVELAND CLINIC TRADITION HOSPITAL		20,529	1,530	7%	<b>22,059</b>
NAPLES COMMUNITY HOSPITAL	72	19,684	2,036	9%	<b>21,792</b>
UNITED CLINICAL LABORATORY LLC	3	19,249	2,517	12%	<b>21,769</b>
PATIENTS FIRST LAKE ELLA MEDICAL CENTER PA		17,764	3,273	16%	<b>21,037</b>
ADVENT HEALTH - DAYTONA BEACH	32	18,890	1,709	8%	<b>20,631</b>
EXACT SCIENCES LABORATORIES		18,177	2,307	11%	<b>20,484</b>
BAYFRONT HEALTH - ST PETERSBURG	17	17,901	2,471	12%	<b>20,389</b>
OSCEOLA REGIONAL MEDICAL CENTER	1	17,003	2,359	12%	<b>19,363</b>
LEESBURG REGIONAL MEDICAL CENTER		16,634	2,270	12%	<b>18,904</b>
HOMESTEAD HOSPITAL CLINICAL LABORATORY	27	15,337	3,263	18%	<b>18,627</b>
MEMORIAL HOSPITAL JACKSONVILLE	8	15,356	2,770	15%	<b>18,134</b>
CLARITY LAB SOLUTIONS	95	16,092	1,946	11%	<b>18,133</b>
NORTHWEST MEDICAL CENTER	1	15,607	2,166	12%	<b>17,774</b>
HEALTH CENTER AT SINAI RESIDENCES		16,930	506	3%	<b>17,436</b>
ORANGE PARK MEDICAL CENTER	9	14,578	2,673	15%	<b>17,260</b>
BIOCERNA LABS	461	14,582	2,112	12%	<b>17,155</b>
INDIAN RIVER PATHOLOGY LLC		15,862	1,278	7%	<b>17,140</b>
BETHESDA HOSPITAL EAST		15,265	1,533	9%	<b>16,798</b>
MIAMI BEACH CONVENTION CENTER		15,802	992	6%	<b>16,794</b>
OAK HILL HOSPITAL		14,868	1,838	11%	<b>16,706</b>
DELRAY MEDICAL CENTER LAB	3	14,946	1,686	10%	<b>16,635</b>
ACCESS MEDICAL LABORATORIES	4	8,558	8,045	48%	<b>16,607</b>
VISTA CLINICAL DIAGNOSTICS	488	14,198	1,811	11%	<b>16,497</b>
LAWNWOOD REGIONAL MEDICAL CENTER	1	14,081	2,238	14%	<b>16,320</b>
WELLINGTON REGIONAL MED CTR LAB	6	14,468	1,797	11%	<b>16,271</b>
MEMORIAL REGIONAL HOSPITAL CLINICAL LABORATORY	10	15,092	1,019	6%	<b>16,121</b>
WEST KENDALL BAPTIST HOSPITAL	13	13,078	2,994	19%	<b>16,085</b>
FULGENT DIAGNOSTICS	171	14,806	985	6%	<b>15,962</b>
BAPTIST HEALTH - SOUTH		14,448	1,219	8%	<b>15,667</b>
THE HEALTHCARE DISTRICT OF PALM BEACH COUNTY	51	13,640	1,960	13%	<b>15,651</b>
LARGO MEDICAL CENTER		13,730	1,655	11%	<b>15,385</b>
WINTER HAVEN HOSPITAL CLINICAL LABORATORY	4	12,989	2,308	15%	<b>15,301</b>
ADVENTHEALTH CENTRA CARE LAKE BUENA VISTA		13,527	1,760	12%	<b>15,287</b>
BAPTIST HEALTHCARE - BAPTIST HOSPITAL	5	12,000	3,194	21%	<b>15,199</b>
UHEALTH CORAL GABLES/LENNAR MED CTR	42	14,005	959	6%	<b>15,006</b>
LEE HEALTH - LEE MEMORIAL HOSPITAL		11,364	3,627	24%	<b>14,991</b>
PRIVA PATH LABS	78	13,855	951	6%	<b>14,884</b>
MOLECULAR INFECTIOUS DISEASES	519	13,782	513	3%	<b>14,814</b>
NONA SCIENTIFIC	5	11,491	3,139	21%	<b>14,635</b>

# COVID-19: testing by laboratory

Data through Mar 24, 2021 verified as of Mar 25, 2021 at 09:25 AM

Data in this report are provisional and subject to change.

The numbers in the table below represent the number of Florida and non-Florida residents for whom test results were received by the Department of Health. A person can be tested by more than one laboratory and can have both positive and negative results. **Therefore, the sum of the numbers in each column will be larger than the total number of people tested.**

Reporting lab	Inconclusive	Negative	Positive	Percent positive	Total
WEST FLORIDA HOSPITAL LAB	1	11,577	3,038	21%	<b>14,616</b>
NEMOURS CHILDRENS HOSPITAL	1	13,742	822	6%	<b>14,565</b>
MEDICAL CENTER OF TRINITY CLINICAL LABORATORY	2	13,055	1,481	10%	<b>14,538</b>
INDIAN RIVER MEDICAL CENTER LAB		13,669	852	6%	<b>14,521</b>
MEDRITE MEDICAL CARE, PC	6,839	6,994	654	5%	<b>14,487</b>
PALMS WEST HOSPITAL LAB	2	12,517	1,967	14%	<b>14,486</b>
CARDIOPATH	84	12,544	1,855	13%	<b>14,483</b>
WESTSIDE REGIONAL MED CTR	2	11,981	2,055	15%	<b>14,038</b>
GOOD SAMARITAN MEDICAL CENTER LAB	2	12,193	1,788	13%	<b>13,983</b>
MERCY HOSPITAL A CAMPUS OF PLANTATION GEN HOSP LAB	1	11,764	2,114	15%	<b>13,879</b>
SYNERGY DIAGNOSTIC LABORATORY	98	12,128	1,605	12%	<b>13,831</b>
REGIONAL MEDCIAL CENTER BAYONET POINT	2	12,476	1,064	8%	<b>13,542</b>
LABS ASAP LLC		12,213	1,272	9%	<b>13,485</b>
THE VILLAGES REGIONAL HOSPITAL		12,058	1,369	10%	<b>13,427</b>
GULF COAST MEDICAL CENTER MICROLAB		10,512	2,819	21%	<b>13,331</b>
NATIONWIDE LABORATORY SERVICES INC	444	11,117	1,542	12%	<b>13,103</b>
AVENTURA HOSPITAL LAB		10,421	2,403	19%	<b>12,824</b>
ST ANTHONY'S HOSPITAL LAB	30	11,211	1,557	12%	<b>12,798</b>
CORAL GABLES HOSPITAL CLINICAL LABORATORY		10,853	1,944	15%	<b>12,797</b>
CAPITAL REGIONAL MEDICAL CTR		10,230	2,392	19%	<b>12,622</b>
BLAKE MEDICAL CENTER		11,001	1,512	12%	<b>12,513</b>
BAPTIST HEALTH SOUTH FLORIDA - WEST KENDALL URGENT CARE		10,470	2,024	16%	<b>12,494</b>
HALIFAX MEDICAL CENTER LAB	37	10,617	1,813	15%	<b>12,467</b>
WEST BOCA MEDICAL CENTER LAB		11,533	919	7%	<b>12,452</b>
MANATEE MEMORIAL HOSPITAL		11,179	1,044	9%	<b>12,223</b>
LEE HEALTH - HEALTH PARK MEDICAL CENTER		10,260	1,916	16%	<b>12,176</b>
LAKE CITY HM		11,147	988	8%	<b>12,135</b>
PRECISION HEALTH RESOURCES LLC		11,358	764	6%	<b>12,122</b>
GENOVA DIAGNOSTICS LABORATORY	66	10,952	1,076	9%	<b>12,094</b>
BINAXNOW	9	9,174	2,867	24%	<b>12,050</b>
FLORIDA LABORATORY ANALYSIS		10,546	1,491	12%	<b>12,037</b>
ST JOSEPHS HOSPITAL	18	10,310	1,664	14%	<b>11,992</b>
PALM BEACH GARDENS MEDICAL CTR LAB		10,792	1,164	10%	<b>11,956</b>
PWN HEALTH	17	9,846	2,074	17%	<b>11,937</b>
FLORIDA HOSPITAL WATERMAN LABORATORY	70	10,997	862	7%	<b>11,929</b>
PATHNOSTICS	41	9,385	2,398	20%	<b>11,824</b>
ST MARKS HOSPITAL LABORATORY B	78	10,627	1,002	9%	<b>11,707</b>
LARKIN COMMUNITY HOSPITAL	10	10,075	1,511	13%	<b>11,596</b>
COAST DIAGNOSTICS LLC	45	10,202	1,240	11%	<b>11,487</b>
FLORIDA HOSPITAL HEARTLAND MED CTR CLINICAL LAB	33	9,986	1,450	13%	<b>11,469</b>
LAKE CITY MEDICAL CENTER		9,135	2,216	20%	<b>11,351</b>
PLANTATION GENERAL HOSPITAL		9,565	1,723	15%	<b>11,288</b>
MEASE COUNTRYSIDE LAB	14	9,886	1,234	11%	<b>11,134</b>
VIKOR SCIENTIFIC	49	9,214	1,814	16%	<b>11,077</b>
PHYSICIANS REGIONAL MEDICAL CENTER - PINE RIDGE RD	1	9,817	1,155	11%	<b>10,973</b>
EXPRESS GENE MOLECULAR DIAGNOSTICS LABORATORY		9,429	1,474	14%	<b>10,903</b>
FLORIDA MEDICAL CENTER - A CAMPUS OF NORTH SHORE	2	9,582	1,305	12%	<b>10,889</b>



# COVID-19: testing by laboratory

Data through Mar 24, 2021 verified as of Mar 25, 2021 at 09:25 AM

Data in this report are provisional and subject to change.

The numbers in the table below represent the number of Florida and non-Florida residents for whom test results were received by the Department of Health. A person can be tested by more than one laboratory and can have both positive and negative results. **Therefore, the sum of the numbers in each column will be larger than the total number of people tested.**

Reporting lab	Inconclusive	Negative	Positive	Percent positive	Total
ADVENT HEALTH - WESLEY CHAPEL	14	9,786	1,010	9%	10,810
AMERICAN FAMILY CARE	1	6,284	4,417	41%	10,702
CENTRAL FLORIDA REGIONAL HOSPITAL		9,576	1,115	10%	10,691
DOCTORS HOSPITAL	7	8,970	1,706	16%	10,683
CernerELR_Advent		9,218	1,344	13%	10,562
NORTHSIDE HOSPITAL AND HEART INSTITUTE		9,447	1,044	10%	10,491
ADVENTHEALTH CENTRA CARE WATERFORD LAKES		8,770	1,680	16%	10,450
LARKIN COMMUNITY HOSPITAL INC DBA CARDIOTROPIC		6,819	3,620	35%	10,439
LEON MEDICAL CENTERS LLC		8,248	2,148	21%	10,396
SARKIS CLINICAL TRIALS	25	9,025	1,279	12%	10,329
CORAL SPRINGS MED CTR		9,294	1,001	10%	10,295
NCF DIAGNOSTICS & DNA TECHNOLOGIES LAB	164	9,593	518	5%	10,275
JOHNS HOPKINS ALL CHILDREN'S HOSPITAL		9,550	662	6%	10,212
FLORIDA HOSPITAL DELAND	10	8,946	1,238	12%	10,194
LABSTAT LLC	12	9,568	455	5%	10,035
SRQ DRIVE THROUGH☐		8,944	905	9%	9,849
BAPTIST HEALTH SOUTH FLORIDA - COUNTRY WALK URGENT CARE		8,135	1,713	17%	9,848
HEALTHQUEST ESOTERICS		8,351	1,478	15%	9,829
AVECINA MEDICAL	4	6,204	3,593	37%	9,801
P4 CLINICAL, LLC	204	8,581	959	10%	9,744
AVECINA	20	9,006	704	7%	9,730
WEST PALM HOSPITAL LAB		8,962	758	8%	9,720
PALM BEACH BALL PARK		8,607	1,025	11%	9,632
ADVENTHEALTH CENTRA CARE ST CLOUD	1	8,294	1,317	14%	9,612
BOSTON HEART DIAGNOSTICS CORP		8,346	1,202	13%	9,548
MEDARBOR DIAGNOSTICS	1	8,318	1,135	12%	9,454
OCALA REGIONAL MEDICAL CENTER		8,186	1,208	13%	9,394
SYNERGY LABORATORIES	32	8,170	1,132	12%	9,334
BROWARD HEALTH NORTH CLINICAL LABORATORY		8,268	1,047	11%	9,315
NORTH SHORE MEDICAL CENTER		7,678	1,553	17%	9,231
FLORIDA HOSPITAL FLAGLER	29	8,293	849	9%	9,171
FLORIDA HOSPITAL ZEPHYRHILLS	10	8,055	1,001	11%	9,066
LEE HEALTH - GULF COAST MEDICAL CENTER	2	7,294	1,743	19%	9,039
H LEE MOFFITT CANCER CENTER LABORATORY	2	8,759	240	3%	9,001
CERNERELR_BAYCARE	43	8,320	616	7%	8,979
INFORM DIAGNOSTICS, INC		8,470	506	6%	8,976
FLORIDA HOSPITAL OF CARROLLWOOD	23	7,708	1,244	14%	8,975
SANTA ROSA MEDICAL CENTER	2	7,261	1,461	17%	8,724
BAPTIST HEALTH - BEACHES		7,942	652	8%	8,594
GENE BY GENE, GENOMICS RESEARCH CENTER LAB	44	7,996	552	6%	8,592
CLEVELAND CLINIC MARTIN SOUTH HOSPITAL	1	7,546	916	11%	8,463
SOUTH BAY HOSPITAL CLINICAL LAB	1	7,548	892	11%	8,441
BAPTIST HEALTH SOUTH FLORIDA - MIAMI LAKES URGENT CARE		6,648	1,791	21%	8,439
ANNE BATES LEACH EYE HOSPITAL/ ABLEH MICROBIOLOGY LABORATORY	9	8,206	116	1%	8,331
AVECINA MEDICAL OAKLEAF	3	6,977	1,330	16%	8,310
MEMORIAL HOSPITAL WEST LABORATORY SERVICES	14	7,539	751	9%	8,304
BAYCARE COMMUNITY HEALTH		8,104	195	2%	8,299

# COVID-19: testing by laboratory

Data through Mar 24, 2021 verified as of Mar 25, 2021 at 09:25 AM

Data in this report are provisional and subject to change.

The numbers in the table below represent the number of Florida and non-Florida residents for whom test results were received by the Department of Health. A person can be tested by more than one laboratory and can have both positive and negative results. **Therefore, the sum of the numbers in each column will be larger than the total number of people tested.**

Reporting lab	Inconclusive	Negative	Positive	Percent positive	Total
POINCIANA MEDICAL CENTER		6,495	1,757	21%	8,252
ADVENTHEALTH CENTRA CARE CLERMONT		7,109	1,115	14%	8,224
CERNERELR_BAPTISTMIAMI	31	7,313	862	11%	8,206
ADVENTHEALTH CENTRA CARE UNIVERSITY	1	7,258	928	11%	8,187
CLEVELAND CLINIC MARTIN NORTH HOSPITAL		7,242	911	11%	8,153
MEMORIAL HOSPITAL MICRO		7,564	534	7%	8,098
ISPM LABS, LLC DBA CAPSTONE DIAGNOSTICS, LLC		7,605	393	5%	7,998
WEST MARION COMMUINITY HOSPITAL LAB		6,648	1,320	17%	7,968
ADVENTHEALTH CENTRA CARE WINTER PARK		7,140	807	10%	7,947
ADVENTHEALTH CENTRA CARE WINTER GARDEN	1	7,050	885	11%	7,936
ST LUCIE MEDICAL CENTER		6,399	1,493	19%	7,892
NCH DOWNTOWN NAPLES HOSPITAL	15	7,095	661	9%	7,771
INDIAN RIVER MEDICAL CENTER		6,820	948	12%	7,768
KD MEDICAL CHOICE LLC	5	7,005	728	9%	7,738
LAKEWOOD RANCH MEDICAL CENTER		7,079	599	8%	7,678
FLORIDA HOSPITAL OCALA		6,693	950	12%	7,643
FLORIDA HOSPITAL FISH MEMORIAL	19	6,468	1,128	15%	7,615
ADVENTHEALTH CENTRA CARE LAKELAND	1	6,601	991	13%	7,593
NCH NORTH NAPLES HOSPITAL LAB	15	6,733	830	11%	7,578
MORTON PLANT-MEASE	5	6,842	719	10%	7,566
ARCPOINT LABS OF FORT MYERS	4	6,630	909	12%	7,543
ATLANTIS URGENT CARE	12	5,740	1,648	22%	7,400
ADVENTHEALTH CENTRA CARE LEE ROAD		6,569	754	10%	7,323
BAPTIST HEALTH SOUTH FLORIDA - WESTCHESTER URGENT CARE		6,011	1,299	18%	7,310
ADVENTHEALTH CENTRA CARE DR PHILLIPS		6,522	680	9%	7,202
NCH NORTH NAPLES HOSPITAL	8	6,375	717	10%	7,100
HIALEAH HOSPITAL	4	5,529	1,558	22%	7,091
ADVENTHEALTH CENTRA CARE HUNTERS CREEK	3	6,136	934	13%	7,073
BAYFRONT HEALTH - PORT CHARLOTTE		6,456	538	8%	6,994
BAPTIST HEALTH SOUTH FLORIDA - DORAL URGENT CARE		5,596	1,356	20%	6,952
ADVENTHEALTH CENTRA CARE SANFORD		6,116	810	12%	6,926
AVERO DIAGNOSTICS - IRVING	11	6,373	471	7%	6,855
OVIEDO MEDICAL CENTER		6,149	703	10%	6,852
LUMINUS DIAGNOSTICS		6,277	556	8%	6,833
HOLIDAY CVS LLC		6,448	349	5%	6,797
ADVENTHEALTH CENTRA CARE LAKE MARY	2	5,918	874	13%	6,794
QDX PATHOLOGY SERVICES	2	6,387	395	6%	6,784
BAPTIST HEALTH - NASSAU		6,403	356	5%	6,759
MEDEXPRESS URGENT CARE	2	4,618	2,110	31%	6,730
ADVENTHEALTH CENTRA CARE MOUNT DORA		5,669	1,046	16%	6,715
ADVENTHEALTH CENTRA CARE APOPKA	1	5,759	946	14%	6,706
IMPERIAL POINT MEDICAL CENTER		6,038	568	9%	6,606
MEDEXPRESS URGENT CARE OF BOYNTON BEACH LLC		6,091	512	8%	6,603
VISTA CLINICAL	8	3,880	2,712	41%	6,600
ADVENTHEALTH CENTRA CARE KISSIMMEE		5,946	649	10%	6,595
COMMUNITY HEALTH CENTERS OF PINELLAS INC		5,244	1,339	20%	6,583
UNKNOWN	3	3,422	3,148	48%	6,573



# COVID-19: testing by laboratory

Data through Mar 24, 2021 verified as of Mar 25, 2021 at 09:25 AM

Data in this report are provisional and subject to change.

The numbers in the table below represent the number of Florida and non-Florida residents for whom test results were received by the Department of Health. A person can be tested by more than one laboratory and can have both positive and negative results. **Therefore, the sum of the numbers in each column will be larger than the total number of people tested.**

Reporting lab	Inconclusive	Negative	Positive	Percent positive	Total
FAU		6,045	464	7%	6,509
ADVENTIST HEALTH SYSTEMS, SUNBELT INC		5,661	827	13%	6,488
LEE DAVIS COMMUNITY RESOURCE CENTER		5,609	849	13%	6,458
ST PETERSBURG GENERAL HOSPITAL		5,485	963	15%	6,448
ST JOSEPHS NORTH HOSPITAL LAB	7	5,469	912	14%	6,388
SOLARIS DIAGNOSTICS	10	5,792	578	9%	6,380
EMERALD COAST URGENT CARE		4,891	1,463	23%	6,354
SUNCOAST PATHOLOGY ASSOCIATES		5,777	545	9%	6,322
EGLIN AIR FORCE BASE	13	4,597	1,630	26%	6,240
FORT WALTON BEACH MEDICAL CENTER		5,339	898	14%	6,237
EMPIRE CITY LABORATORIES INC	75	5,299	856	14%	6,230
CLINICAL REFERENCE LABORATORY	2	5,886	307	5%	6,195
ADVENTHEALTH CENTRA CARE ALTAMONTE		5,426	764	12%	6,190
LEE HEALTH CONVENIENT CARE - PAGE FIELD		5,447	699	11%	6,146
DYNIX DIAGNOSTIX		5,561	557	9%	6,118
MEDEXPRESS URGENT CARE HUDSON		5,278	823	13%	6,101
FLORIDA HOSPITAL NORTH PINELLAS	11	5,492	487	8%	5,990
BAYFRONT HEALTH - VENICE REGIONAL MEDICAL	1	5,374	537	9%	5,912
ACUTIS DIAGNOSTICS	25	4,823	1,045	18%	5,893
PARAMOUNT URGENT CARE	2	2,965	2,922	50%	5,889
BAPTIST HEALTH SOUTH FLORIDA - PEMBROKE PINES URGENT CARE		4,895	985	17%	5,880
NORTHWEST FLORIDA COMMUNITY HOSPITAL	44	4,406	1,429	24%	5,879
ADVENTHEALTH EXPRESS CARE		4,841	1,026	17%	5,867
MICROGEN DX	4	5,129	704	12%	5,837
ADVENTHEALTH CENTRA CARE AZALEA PARK		5,019	818	14%	5,837
AHCC WESLEY CHAPEL		5,197	628	11%	5,825
URGENT CARE OF THE PALM BEACHES		4,825	920	16%	5,745
ADVENTHEALTH CENTRA CARE OVIEDO		4,894	818	14%	5,712
ANGEL KIDS PEDIATRICS		5,354	313	6%	5,667
SOUTH FLORIDA BAPTIST HOSPITAL MICRO	4	4,677	929	17%	5,610
PRO CLINIC		4,521	1,074	19%	5,595
PUTNAM COMMUNITY MEDICAL CENTER		4,877	697	13%	5,574
DOCTORS URGENT CARE LLC	1	4,529	1,027	18%	5,557
SUNRISE MEDICAL LABORATORIES	2	5,142	384	7%	5,528
ADVENT HEALTH - HEART OF FLORIDA ER	1	4,778	739	13%	5,518
MINUTECLINIC		4,715	784	14%	5,499
COASTAL MED URGENT CARE		3,970	1,504	27%	5,474
TROPICANA FIELD - LOT 2□	19	4,935	491	9%	5,445
MINUTECLINIC LLC #3703		4,444	960	18%	5,404
ADVENTHEALTH CENTRA CARE LONGWOOD		4,706	647	12%	5,353
MEDICAL DNA LABS LLC	3	4,849	471	9%	5,323
ADVENTHEALTH CENTRA CARE ORANGE LAKE		4,659	604	11%	5,263
FLORIDA FAMILY LABORATORY, INC DBA	43	4,791	426	8%	5,260
MARTIN HOSPITAL SOUTH LAB		4,966	290	6%	5,256
ADVENTHEALTH CENTRA CARE SOUTH ORANGE		4,520	732	14%	5,252
HEALTH FIRST ADVENTHEALTH CENTRA CARE - TITUSVILLE		4,454	797	15%	5,251
BAPTIST HEALTH SOUTH FLORIDA - CORAL SPRINGS URGENT CARE		4,485	738	14%	5,223

# COVID-19: testing by laboratory

Data through Mar 24, 2021 verified as of Mar 25, 2021 at 09:25 AM

Data in this report are provisional and subject to change.

The numbers in the table below represent the number of Florida and non-Florida residents for whom test results were received by the Department of Health. A person can be tested by more than one laboratory and can have both positive and negative results. **Therefore, the sum of the numbers in each column will be larger than the total number of people tested.**

Reporting lab	Inconclusive	Negative	Positive	Percent positive	Total
ESCAMBIA COMMUNITY CLINICS INC	8	3,940	1,270	24%	5,218
UNIVERSITY HOSPITAL AND MEDICAL CENTER		3,968	1,233	24%	5,201
LABORATORY OF FLORIDA LLC	41	4,704	413	8%	5,158
ADVENTHEALTH CENTRA CARE PORT ORANGE		4,341	816	16%	5,157
URGENT CARE CURE	2	4,420	723	14%	5,145
FLORIDA COMMUNITY HEALTH CENTER		4,065	1,069	21%	5,134
BAPTIST HEALTH - NORTH		4,039	1,084	21%	5,123
DOCTORS URGENT CARE OF LUTZ LLC	1	4,132	990	19%	5,123
MEDEXPRESS URGENT CARE - ROYAL PALM BEACH		4,581	537	10%	5,118
MINUTECLINIC LLC		4,381	729	14%	5,110
TRINITY SPRINGS		4,372	729	14%	5,101
PALMS OF PASADENA HOSPITAL		4,538	540	11%	5,078
MINUTECLINIC LLC #1067		4,387	675	13%	5,062
MEDEXPRESS URGENT CARE - ESTERO		4,546	514	10%	5,060
ADVENTHEALTH CENTRA CARE SAND LAKE		4,523	529	10%	5,052
MEDCOMP SCIENCES LLC	113	2,952	1,941	39%	5,006
ADVENTHEALTH CENTRA CARE LEESBURG		4,072	906	18%	4,978
THE CENTER FOR URGENT CARE	3	4,160	810	16%	4,973
MEDEXPRESS URGENT CARE - GOLDEN GATE		4,398	563	11%	4,961
BAPTIST HEALTH SOUTH FLORIDA - TAMiami TRAIL URGENT CARE		3,994	952	19%	4,946
DOCTORS HOSPITAL OF SARASOTA CLINICAL LABORATORY		4,320	625	13%	4,945
BAPTIST HEALTH SOUTH FLORIDA - KENDALE LAKES URGENT CARE		3,987	955	19%	4,942
WESTCHESTER HOSPITAL	23	4,005	908	18%	4,936
HEALTH FIRST ADVENTHEALTH CENTRA CARE GATEWAY	1	4,422	495	10%	4,918
MINUTECLINIC LLC #8396		4,168	714	15%	4,882
MEDEXPRESS URGENT CARE PALM BEACH GARDENS		4,435	426	9%	4,861
TALLAHASSEE PRIMARY CARE ASSOCIATES		4,261	585	12%	4,846
PEDIATRIC HEALTH CARE ALLIANCE PA		4,416	400	8%	4,816
RAULERSON HOSPITAL		3,979	802	17%	4,781
BAPTIST HEALTH SOUTH FLORIDA - CORAL GABLES (UNIVERSITY) URGENT CARE		4,062	646	14%	4,708
BAPTIST HEALTH SOUTH FLORIDA - PINECREST URGENT CARE		4,015	649	14%	4,664
SPORTS DRUG TESTING LABORATORY	76	4,420	133	3%	4,629
BAPTIST HEALTH SOUTH FLORIDA - CORAL GABLES URGENT CARE		3,845	778	17%	4,623
NIGHT LITE PEDIATRICS	4	3,343	1,254	27%	4,601
PREMIER MEDICAL	2	4,492	94	2%	4,588
HOLMES REG MED CENTER CLINICAL LAB		3,995	567	12%	4,562
PARAMOUNT URGENT CARE - WINDERMERE	2	2,987	1,554	34%	4,543
MEASE DUNEDIN HOSPITAL	5	4,066	470	10%	4,541
ALTRU DIAGNOSTICS INC	2	4,336	168	4%	4,506
WELLINGTON REGIONAL MEDICAL CENTER		4,144	358	8%	4,502
MOFFITT CANCER CENTER	6	4,398	97	2%	4,501
MEDEXPRESS URGENT CARE - LAKELAND		3,963	536	12%	4,499
BAYFRONT HEALTH - SEVEN RIVERS		4,093	389	9%	4,482
BAPTIST HEALTH SOUTH FLORIDA - PALMETTO BAY URGENT CARE		3,767	713	16%	4,480
ASCENSION SACRED HEART - EMERALD COAST		3,695	734	17%	4,429
BETHESDA HOSPITAL WEST		3,976	453	10%	4,429
MINUTECLINIC LLC # 0709		3,639	646	15%	4,285

# COVID-19: testing by laboratory

Data through Mar 24, 2021 verified as of Mar 25, 2021 at 09:25 AM

Data in this report are provisional and subject to change.

The numbers in the table below represent the number of Florida and non-Florida residents for whom test results were received by the Department of Health. A person can be tested by more than one laboratory and can have both positive and negative results. **Therefore, the sum of the numbers in each column will be larger than the total number of people tested.**

Reporting lab	Inconclusive	Negative	Positive	Percent positive	Total
VENTURE MEDICAL OF FLORIDA LLC		3,958	323	8%	<b>4,281</b>
PALMS MEDICAL GROUP	5	2,966	1,291	30%	<b>4,262</b>
BAYFRONT HEALTH - BROOKSVILLE		3,770	482	11%	<b>4,252</b>
ADVENTHEALTH PROMPT CARE	2	3,061	1,156	27%	<b>4,219</b>
PREMIER URGENT CARE OF BREVARD LLC	4	3,691	519	12%	<b>4,214</b>
TWIN CITIES HOSPITAL	1	3,683	512	12%	<b>4,196</b>
MEMORIAL HOSPITAL- MIRAMAR	12	3,842	316	8%	<b>4,170</b>
GENESIS DIAGNOSTICS		3,913	244	6%	<b>4,157</b>
ADVENTHEALTH CENTRA CARE COLONIAL TOWN	2	3,719	435	10%	<b>4,156</b>
BAYA PHARMACY & URGENT CARE		3,057	1,093	26%	<b>4,150</b>
US BIOTEK LABORATORIES	15	3,750	368	9%	<b>4,133</b>
MINUTE CLINIC LLC		3,588	517	13%	<b>4,105</b>
AMELIA URGENT CARE		2,487	1,605	39%	<b>4,092</b>
DESOTO MEMORIAL HOSPITAL	3	3,342	728	18%	<b>4,073</b>
NIGHT LITE PEDIATRICS URGENT CARE	1	3,417	638	16%	<b>4,056</b>
DOCTORS TEST CENTERS		3,592	460	11%	<b>4,052</b>
BAYFRONT HEALTH - PUNTA GORDA		3,751	298	7%	<b>4,049</b>
ENGLEWOOD COMMUNITY HOSPITAL		3,673	355	9%	<b>4,028</b>
ADVENTHEALTH CENTRA CARE		3,541	435	11%	<b>3,976</b>
ACCU REFERENCE MEDICAL LAB	9	3,169	784	20%	<b>3,962</b>
PHARMCO RX	2	3,672	257	7%	<b>3,931</b>
BAYFRONT HEALTH - SPRING HILL		3,562	325	8%	<b>3,887</b>
LAKE SIDE MEDICAL CENTER		3,051	801	21%	<b>3,852</b>
ADVENTIST HEALTH SYSTEMS SUNBELT IN DBA		3,386	432	11%	<b>3,818</b>
MEDEXPRESS URGENT CARE CAPE CORAL		3,274	529	14%	<b>3,803</b>
QUICK CARE MED PL	2	3,094	659	18%	<b>3,755</b>
SIPARADIGM LLC	54	3,427	256	7%	<b>3,737</b>
BAPTIST HEALTH SOUTH FLORIDA - DAVIE URGENT CARE		3,062	654	18%	<b>3,716</b>
MC DIAGNOSTIC OF CONNECTICUT, PC #2220		3,164	509	14%	<b>3,673</b>
MINUTECLINIC LLC #3631		3,078	544	15%	<b>3,622</b>
MINUTECLINIC LLC #3463		3,043	573	16%	<b>3,616</b>
CLARITY LAB SOLUTIONS LLC		3,608	4	0%	<b>3,612</b>
MINUTECLINIC LLC 5852		3,063	518	14%	<b>3,581</b>
BAPTIST HEALTH SOUTH FLORIDA - WESTON URGENT CARE		3,115	442	12%	<b>3,557</b>
PROHEALTH	3	1,938	1,572	45%	<b>3,513</b>
MINUTECLINIC LLC #5249		2,819	671	19%	<b>3,490</b>
MINUTECLINIC LLC #5253		2,896	581	17%	<b>3,477</b>
HIGHLANDS REGIONAL MEDICAL CENTER		2,718	753	22%	<b>3,471</b>
BARTOW REGIONAL MEDICAL CENTER	1	2,905	541	16%	<b>3,447</b>
HEALTH FIRST ADVENTHEALTH CENTRA CARE COCOA		3,110	335	10%	<b>3,445</b>
MEDEXPRESS URGENT CARE LEHIGH ACRES		2,981	448	13%	<b>3,429</b>
MIDWAY SPECIALTY CARE CENTER DIAGNOSTICS	38	3,137	238	7%	<b>3,413</b>
VERILY LIFE SCIENCES	1	3,345	46	1%	<b>3,392</b>
IMMOKALEE CHD		3,155	234	7%	<b>3,389</b>
PRECISION HEALTH SOLUTIONS		3,192	172	5%	<b>3,364</b>
BAPTIST HEALTH URGENT CARE AT SAWGRASS		2,772	554	17%	<b>3,326</b>
MINUTECLINIC LLC #5190		2,737	581	18%	<b>3,318</b>

# COVID-19: testing by laboratory

Data through Mar 24, 2021 verified as of Mar 25, 2021 at 09:25 AM

Data in this report are provisional and subject to change.

The numbers in the table below represent the number of Florida and non-Florida residents for whom test results were received by the Department of Health. A person can be tested by more than one laboratory and can have both positive and negative results. **Therefore, the sum of the numbers in each column will be larger than the total number of people tested.**

Reporting lab	Inconclusive	Negative	Positive	Percent positive	Total
BAPTIST HEALTH SOUTH FLORIDA - BRICKELL URGENT CARE		2,741	562	17%	3,303
BRASHEAR'S VITAL CARE CORP		2,608	690	21%	3,298
CARENOW URGENT CARE		2,039	1,247	38%	3,286
HEALTH FIRST ADVENTHEALTH CENTRA CARE MALABAR		2,947	315	10%	3,262
MINUTECLINIC LLC #5854		2,709	522	16%	3,231
ADVENTHEALTH CENTRA CARE KIDS LAKE MARY		2,992	236	7%	3,228
MEDEXPRESS URGENT CARE - DELAND		2,875	342	11%	3,217
ADVENT HEALTH - NEW SMYRNA		2,575	593	19%	3,168
SELECT LABORATORIES - MARION COUNTY, FL LLC	5	2,855	306	10%	3,166
HOLIDAY CVS LLC DBA CVS PHARMACY #5154		3,061	87	3%	3,148
ADVENT HEALTH CENTRA CARE -WINTER PARK KIDS URGENT CARE	4	2,876	267	8%	3,147
WALGREEN CO	2	2,776	347	11%	3,125
PARAMOUNT URGENT CARE INC		1,145	1,969	63%	3,114
PRIMEHEALTH URGENT CARE INC		2,636	445	14%	3,081
ADVENTHEALTH CENTRA CARE WINTER HAVEN	1	2,256	813	26%	3,070
LOWER KEYS MEDICAL CENTER		2,763	286	9%	3,049
MINUTECLINIC LLC #4415		2,574	475	16%	3,049
MEDONE PLLC		2,297	736	24%	3,033
MINUTECLINIC LLC #3662		2,575	449	15%	3,024
MEMORIAL HOSPITAL PEMBROKE	3	2,659	345	11%	3,007
MEDEXPRESS URGENT CARE - VERO BEACH		2,605	393	13%	2,998
BMCT Molecular Diagnostics Subsection		2,482	504	17%	2,986
MINUTECLINIC LLC #7886		2,577	379	13%	2,956
VETERANS AFFAIRS MEDICAL CENTER - ORLANDO	1	1,343	1,609	54%	2,953
BAPTIST HEALTH EMERGENCY CENTER COUNTRY WALK	1	2,496	452	15%	2,949
MARINERS HOSPITAL	1	2,667	279	9%	2,947
BAPTIST HEALTH - CLAY		2,544	393	13%	2,937
MINUTECLINIC LLC #5214		2,509	412	14%	2,921
ACCESS POINT HEALTHCARE URGENT & PRIMARY CARE	2	2,234	679	23%	2,915
MINUTECLINIC LLC #7887		2,540	372	13%	2,912
MINUTECLINIC, LLC #4015		2,274	625	22%	2,899
MARION E FETHER MEDICAL CENTER, THE		2,652	244	8%	2,896
BAYFRONTVENICEREGIONAL		2,798	94	3%	2,892
STONE CLINICAL LABORATORIES		2,790	96	3%	2,886
GESSLER CLINIC	2	1,965	916	32%	2,883
MINUTECLINIC LLC # 3930		2,496	385	13%	2,881
WALGREENS ORLANDO	3	2,538	340	12%	2,881
MINUTECLINIC LLC #1771		2,434	439	15%	2,873
BLUE MED CONSULTANTS		2,753	108	4%	2,861
MINUTECLINIC LLC #4458		2,354	492	17%	2,846
MINUTECLINIC LLC # 0514		2,497	346	12%	2,843
NXGEN MDX LLC	5	2,531	305	11%	2,841
PARAMOUNT URGENT CARE - OVIEDO		1,982	858	30%	2,840
MEDIPATH LLC		2,447	384	14%	2,831
MINUTECLINIC LLC #3814		2,396	427	15%	2,823
PARAMOUNT URGENT CARE - ORLANDO		1,865	950	34%	2,815
MINUTECLINIC LLC #7225		2,398	396	14%	2,794



# COVID-19: testing by laboratory

Data through Mar 24, 2021 verified as of Mar 25, 2021 at 09:25 AM

Data in this report are provisional and subject to change.

The numbers in the table below represent the number of Florida and non-Florida residents for whom test results were received by the Department of Health. A person can be tested by more than one laboratory and can have both positive and negative results. **Therefore, the sum of the numbers in each column will be larger than the total number of people tested.**

Reporting lab	Inconclusive	Negative	Positive	Percent positive	Total
CELESTA MEDICAL SERVICES LLC DBA - AMERICAN RESEARCH LABS		2,544	235	8%	2,779
SCION LAB SERVICES LLC	26	2,529	203	7%	2,758
EXACT SCIENCES LABORATORIES, LLC		2,512	245	9%	2,757
MEDEXPRESS FORT MYERS		2,413	343	12%	2,756
MINUTECLINIC LLC # 3686		2,371	381	14%	2,752
ADVENTHEALTH CENTRA CARE CONWAY		2,348	404	15%	2,752
MEDEXPRESS URGENT CARE CORAL SPRINGS		2,464	285	10%	2,749
KEYS AHEC SCHOOL MEDICAL CLINIC	15	2,600	126	5%	2,741
CITRUS MEMORIAL HOSPITAL LABORATORY		2,251	481	18%	2,732
CAREFAST+	1	1,994	735	27%	2,730
MINUTECLINIC LLC #1055		2,227	501	18%	2,728
BAPTIST HEALTHCARE - GULF BREEZE HOSPITAL	3	2,244	461	17%	2,708
SACRED HEART HEALTH SYSTEM, INC	1	1,835	868	32%	2,704
MINUTECLINIC LLC #3257		2,255	446	17%	2,701
MINUTECLINIC, LLC #3204		2,255	443	16%	2,698
MINUTECLINIC LLC #3003		2,179	509	19%	2,688
BAPTIST HEALTH - OAKLEAF		2,228	440	16%	2,668
MINUTECLINIC LLC #3291		2,297	340	13%	2,637
EMERALD COAST URGENT CARE, LLC	1	1,970	660	25%	2,631
PHYSICIANS REGIONAL MEDICAL CENTER - COLLIER BLVD	1	1,856	763	29%	2,620
MINUTECLINIC LLC #7973		2,281	332	13%	2,613
MINUTECLINIC LLC #3705		2,286	316	12%	2,602
ADVENT HEALTH - Ocala		2,124	447	17%	2,571
MINUTECLINIC, LLC #5817		2,124	440	17%	2,564
MINUTECLINIC LLC # 7933		2,265	293	11%	2,558
MINUTECLINIC LLC #3748		2,073	468	18%	2,541
BAY MEDICAL CENTER SACRED HEART HEALTH SYSTEM		1,961	579	23%	2,540
MEDEXPRESS URGENT CARE - CLEWISTON		2,121	416	16%	2,537
AFC PHYSICIANS OF FLORIDA		1,964	568	22%	2,532
MINUTECLINIC LLC #3255		2,226	303	12%	2,529
BAPTIST HEALTH SOUTH FLORIDA - MIAMI BEACH URGENT CARE		2,159	367	15%	2,526
MINUTECLINIC LLC # 3579		2,090	406	16%	2,496
MINUTECLINIC LLC #5924		2,119	364	15%	2,483
MINUTECLINIC LLC #7173		2,165	314	13%	2,479
MINUTECLINIC, LLC (CLINIC 10699)		2,148	319	13%	2,467
EMERALD COAST URGENT CARE LLC		1,804	654	27%	2,458
MINUTECLINIC LLC #5216		2,105	339	14%	2,444
MINUTECLINIC LLC #3654		2,024	406	17%	2,430
MINUTECLINIC LLC #4612		1,962	455	19%	2,417
COMMUNITY HEALTH NORTHWEST FLORIDA	4	1,856	552	23%	2,412
DR G'S URGENT CARE		2,091	318	13%	2,409
DONALD W ROBERTSON DO PA		1,882	521	22%	2,403
PHYSICIANS STAT LAB	3	1,066	1,332	55%	2,401
ADVENT HEALTH - DADE CITY		2,106	293	12%	2,399
PATIENTS FIRST - THOMASVILLE ROAD		2,133	265	11%	2,398
MINUTECLINIC LLC #4024		2,089	309	13%	2,398
MEDEXPRESS URGENT CARE BOCA RATON		2,180	218	9%	2,398

# COVID-19: testing by laboratory

Data through Mar 24, 2021 verified as of Mar 25, 2021 at 09:25 AM

Data in this report are provisional and subject to change.

The numbers in the table below represent the number of Florida and non-Florida residents for whom test results were received by the Department of Health. A person can be tested by more than one laboratory and can have both positive and negative results. **Therefore, the sum of the numbers in each column will be larger than the total number of people tested.**

Reporting lab	Inconclusive	Negative	Positive	Percent positive	Total
PHYSICIANS PRIMARY CARE	2	2,137	237	10%	2,376
MEDIQUICK URGENT CARE CENTERS INC		1,754	613	26%	2,367
WHOLE FAMILY HEALTH CENTER INC		1,959	400	17%	2,359
AFC PHYSICIANS OF FLORIDA PA		1,837	510	22%	2,347
MINUTECLINIC LLC #5069		1,964	383	16%	2,347
AMELIA EXPRESS CARE LLC	10	2,010	318	14%	2,338
EMERGENCY PHYSICIANS MEDICAL CENTER		1,257	1,079	46%	2,336
MINUTECLINIC LLC #3285		2,020	313	13%	2,333
STEWART ROCKLEDGE HOSPITAL	1	2,011	300	13%	2,312
PHYSICIAN ASSOCIATES		2,069	240	10%	2,309
MINUTECLINIC LLC #1807		1,945	362	16%	2,307
LEE HEALTH - COCONUT POINT CLINICAL LAB	2	1,872	433	19%	2,307
FLORIDA MEDICAL CLINIC	3	1,046	1,255	54%	2,304
MINUTECLINIC LLC #3648		1,877	426	18%	2,303
CHARLES AIESI CONSULTING INC	12	2,030	258	11%	2,300
JUPITER MEDICAL CENTER URGENT CARE		1,763	519	23%	2,282
TAMPA COMMUNITY HOSPITAL		1,954	324	14%	2,278
MINUTECLINIC LLC #3635		1,968	288	13%	2,256
PARRISH MEDICAL CENTER	1	1,976	277	12%	2,254
BOND URGENT CARE LLC		1,690	557	25%	2,247
ASCENSION SACRED HEART - GULF		1,717	528	24%	2,245
MINUTECLINIC LLC #4201		1,959	286	13%	2,245
PRIMEHEALTH URGENT CARE	1	1,865	361	16%	2,227
ASSOCIATED PATHOLOGISTS, LLC	3	1,821	387	18%	2,211
MINUTECLINIC LLC #476		1,926	285	13%	2,211
HEALTH CARE DISTRICT OF PALM BEACH COUNTY	1	2,002	203	9%	2,206
CORE DIAGNOSTIC LABORATORIES LLC	17	1,857	323	15%	2,197
MINUTECLINIC LLC #6007		1,882	301	14%	2,183
MINUTECLINIC LLC #1821		1,960	222	10%	2,182
UNIVERSITY OF NORTH FLORIDA STUDENT HEALTH		2,104	72	3%	2,176
JACKSON HOSPITAL CLINICAL LABORATORY		1,869	301	14%	2,170
MINUTECLINIC LLC #1350		1,901	269	12%	2,170
LAKE WALES MEDICAL CENTER INC		1,886	267	12%	2,153
INTELEX LABS, LLC		2,083	69	3%	2,152
GENOSUR LLC	4	2,124	23	1%	2,151
MINUTECLINIC LLC #8381		1,861	288	13%	2,149
FLOWERS HOSPITAL		1,929	189	9%	2,118
NCHMD INC		1,785	326	15%	2,111
LAKELAND REGIONAL HEALTH PABLO		1,812	249	12%	2,061
MINI ER WATERFORD LAKES, THE		1,770	282	14%	2,052
MINUTECLINIC, LLC # 4469		1,774	260	13%	2,034
MEDEXPRESS PORT CHARLOTTE		1,831	198	10%	2,029
MINUTECLINIC LLC #5157		1,753	268	13%	2,021
PENSACOLA PEDIATRICS PA	1	1,834	172	9%	2,007
GENUS3		1,918	74	4%	1,992
VA PAIN CLINIC	4	1,892	75	4%	1,971
NCH NORTHEAST	7	1,544	415	21%	1,966



# COVID-19: testing by laboratory

Data through Mar 24, 2021 verified as of Mar 25, 2021 at 09:25 AM

Data in this report are provisional and subject to change.

The numbers in the table below represent the number of Florida and non-Florida residents for whom test results were received by the Department of Health. A person can be tested by more than one laboratory and can have both positive and negative results. **Therefore, the sum of the numbers in each column will be larger than the total number of people tested.**

Reporting lab	Inconclusive	Negative	Positive	Percent positive	Total
FIU-HEALTH AUXILIARY LABORATORY	6	1,849	110	6%	1,965
DOC SMILEY'S URGENT CARE		1,706	247	13%	1,953
OPTUM LABS LLC	1	1,763	185	9%	1,949
MINUTECLINIC LLC #1815		1,720	220	11%	1,940
GENOME LLC	2	1,795	141	7%	1,938
MEDFAST URGENT CARE CENTERS LLC	2	608	1,325	68%	1,935
MARTIN HEALTH SYSTEM - ST LUCIE WEST		1,754	181	9%	1,935
VITRO MOLECULAR LABORATORIES	50	1,720	145	8%	1,915
MINUTECLINIC LLC #214		1,629	282	15%	1,911
DOC SMILEYS URGENT CARE LLC		1,559	347	18%	1,906
BARDMOOR LABORATORY	9	1,595	285	15%	1,889
LITTLE PINE PEDIATRICS	1	1,614	274	15%	1,889
MINUTECLINIC LLC #3236		1,604	269	14%	1,873
BAPTIST HEALTH EMERGENCY CENTER AT WEST CORAL WAY		1,486	370	20%	1,856
MINUTECLINIC LLC #3637		1,484	353	19%	1,837
KETAMINE HEALTH CENTERS LLC	1	1,661	152	8%	1,814
RIVER TOWN DIAGNOSTIC LLC		1,470	286	16%	1,756
NEIGHBORHOOD MEDICAL CENTER INC	17	1,556	183	10%	1,756
LABORATORY SPECIALISTS OF MICHIGAN		1,442	300	17%	1,742
BAYFRONT HEALTH - CITRUS HILLS		1,523	214	12%	1,737
Community_Health		1,533	199	11%	1,732
SPARROW HEALTHCARE	2	1,452	254	15%	1,708
NORTH SHORE LONG ISLAND JEWISH HEALTH	1	1,615	89	5%	1,705
SPECTOR SCIENTIFIC LAB	11	1,017	667	39%	1,695
JW PLASTIC SURGERY		1,449	244	14%	1,693
MINUTECLINIC, LLC #3245		1,364	325	19%	1,689
GENESIS LABORATORY MANAGEMENT	14	1,440	235	14%	1,689
IGENOMIX USA LLC	47	1,482	157	9%	1,686
MIAMI JEWISH HEALTH SYSTEMS		1,594	61	4%	1,655
LABTECH DIAGNOSTIC		1,350	286	17%	1,636
WHITE WILSON MEDICAL CENTER		293	1,338	82%	1,631
MEDICAL CONSULTANTS OF FLORIDA, LLC	2	1,373	247	15%	1,622
FLAGLER HOSPITAL LABORATORY	8	612	999	62%	1,619
BROWNWOOD CARE CENTER		1,402	211	13%	1,613
OPTEO LABORATORY		1,567	34	2%	1,601
ELLENTON URGENT CARE		1,361	234	15%	1,595
SHELL POINT NURSING PAVILION	1	1,514	71	4%	1,586
ED FRASER MEMORIAL HOSPITAL		1,337	245	15%	1,582
ARCPOINT LABS		1,026	553	35%	1,579
ASSURANCE SCIENTIFIC LABORATORIES	1	1,293	283	18%	1,577
MELBOURNE MEDICAL LABORATORY	2	1,365	202	13%	1,569
BAPTIST HEALTH SOUTH FLORIDA - COUNTRY WALK URGENT CARE EXPRESS		1,294	233	15%	1,527
READY RESPONDERS FLORIDA, PLLC		1,307	201	13%	1,508
BIOCERNA LLC	9	1,318	165	11%	1,492
PROJECT HEALTH, INC SUMTERVILLE	5	1,224	260	17%	1,489
MINUTECLINIC LLC #8927		1,271	217	15%	1,488
FLORIDA DEPARTMENT OF HEALTH IN POLK COUNTY	2	1,144	329	22%	1,475

# COVID-19: testing by laboratory

Data through Mar 24, 2021 verified as of Mar 25, 2021 at 09:25 AM

Data in this report are provisional and subject to change.

The numbers in the table below represent the number of Florida and non-Florida residents for whom test results were received by the Department of Health. A person can be tested by more than one laboratory and can have both positive and negative results. **Therefore, the sum of the numbers in each column will be larger than the total number of people tested.**

Reporting lab	Inconclusive	Negative	Positive	Percent positive	Total
MEDEXPRESS URGENT CARE - JAX ATLANTIC BLVD		1,262	206	14%	1,468
UNIVERSITY OF ALABAMA AT BIRMINGHAM		1,415	45	3%	1,460
ADVANCED MEDICAL OF NAPLES LLC		1,295	161	11%	1,456
ADVANCE MEDICAL OF NAPLES		326	1,124	78%	1,450
MINUTECLINIC LLC #5187		1,264	179	12%	1,443
FIRST QUALITY LABORATORY		1,340	98	7%	1,438
UHEALTH DEERFIELD BEACH/UMSYLVESTER DEERFIELD BEACH LABORATORY	3	1,380	55	4%	1,438
OPTUMCARE FLORIDA LLC		1,168	269	19%	1,437
CAREFAST MURABELLA		966	470	33%	1,436
BAPTIST HEALTHCARE - JAY HOSPITAL	3	1,053	372	26%	1,428
PATIENTS CHOICE LABORATORIES		831	592	42%	1,423
ER QUICKCARE PL		1,224	196	14%	1,420
BAPTIST HEALTH SOUTH FLORIDA - KEY BISCANE URGENT CARE EXPRESS		1,238	172	12%	1,410
COASTAL LABORATORIES	1	1,120	287	20%	1,408
CAREMED CLINIC LLC	1	1,118	286	20%	1,405
PARAMOUNT URGENT CARE VILLAGES		912	492	35%	1,404
PROHEALTH MEDICAL CLINIC		780	623	44%	1,403
PATIENTS FIRST LAKE ELLA MEDICAL CENTER		1,252	150	11%	1,402
NYU HOSPITALS CENTER CLINICAL LABORATORIES		1,352	44	3%	1,396
TEMPUS CLINICAL LABORATORY	10	1,237	148	11%	1,395
PEDIATRIC HEALTH CARE ALLIANCE - NORTHDAL		1,268	117	8%	1,385
VRL EUROFIN		1,346	37	3%	1,383
MINUTECLNIC LLC		1,229	152	11%	1,381
SMA LAB	10	1,215	153	11%	1,378
AMELIA EXPRESS CARE	1	772	605	44%	1,378
UHEALTH CLINIC AT WALGREENS		1,115	257	19%	1,372
TREASURE COAST MEDICAL ASSOCIATES INC		747	622	45%	1,369
EUROFIN		1,321	44	3%	1,365
ASCENSION ST VINCENT'S - SOUTHSIDE		1,308	49	4%	1,357
TOM LEE COMMUNITY HEALTH CENTER		886	464	34%	1,350
APALACHEE CORRECTIONAL INSTITUTION EAST UNIT		1,322	26	2%	1,348
VAVA PARTNERS LLC		528	801	60%	1,329
SUNRISE URGENT CARE ASSOCIATES LLC D/B/A	9	895	421	32%	1,325
ST ANNES NURSING CENTER		1,282	25	2%	1,307
BIO-TECH CLINICAL LABORATORIES INC		1,147	159	12%	1,306
PARAMOUNT URGENT CARE - CLERMONT		766	533	41%	1,299
INNOVATIVE TRANSFUSION MEDICINE, INC	11	1,094	167	13%	1,272
PALM BAY HOSPITAL CLINICAL LABORATORY		905	366	29%	1,271
HOLIDAY CVS LLC DBA CVS PHARMACY #5155		1,209	60	5%	1,269
GRAVITY DIAGNOSTICS, LLC	3	1,128	137	11%	1,268
MYTEST DIAGNOSTICS		1,193	66	5%	1,259
LAB24 INC	3	568	674	54%	1,245
ADVENTHEALTH CENTRA CARE TRINITY		1,075	161	13%	1,236
XPRESS URGENT CARE	4	1,047	183	15%	1,234
SOLARIS HEALTHCARE PALATKA		1,119	104	9%	1,223
CLINICORE		1,124	91	7%	1,215
STAGEZERO LIFE SCIENCES INC	3	1,107	99	8%	1,209

# COVID-19: testing by laboratory

Data through Mar 24, 2021 verified as of Mar 25, 2021 at 09:25 AM

Data in this report are provisional and subject to change.

The numbers in the table below represent the number of Florida and non-Florida residents for whom test results were received by the Department of Health. A person can be tested by more than one laboratory and can have both positive and negative results. **Therefore, the sum of the numbers in each column will be larger than the total number of people tested.**

Reporting lab	Inconclusive	Negative	Positive	Percent positive	Total
NORTH FLORIDA PEDIATRICS-TALLAHASSEE	1	1,097	100	8%	1,198
ADVANCED DIAGNOSTIC LABORATORY		1,149	47	4%	1,196
ACCESS MEDICAL LABS		746	448	38%	1,194
CREEKSIDE CARE CENTER	1	1,034	158	13%	1,193
WILLIAM OWEN PASS PARK		1,034	157	13%	1,191
STATMED OCALA	6	989	190	16%	1,185
EPN URGENT CARE NAPLES	2	792	385	33%	1,179
ADDICTION LABS OF AMERICA	3	1,098	78	7%	1,179
PALM HARBOR PHARMACY		1,025	153	13%	1,178
PROFESSIONAL HEALTH EXAMINERS DBA PROHEALTH	1	953	222	19%	1,176
NAPLES URGENT CARE	1	761	414	35%	1,176
ST PETERSBURG PEDIATRICS	1	1,060	113	10%	1,174
ABSOLUTE GENOMICS	2	964	199	17%	1,165
COASTAL PEDIATRIC GROUP		1,009	154	13%	1,163
PRIMARY CARE SOUTH INC		728	421	37%	1,149
NORTH FLORIDA PEDIATRICS - LAKE CITY		922	214	19%	1,136
BROAD INSTITUTE CLINICAL SEQUENCING RESEARCH PLATFORM	8	1,094	34	3%	1,136
PROJECT HEALTH INC	4	964	164	14%	1,132
CAPSTONE HEALTHCARE		802	330	29%	1,132
CARENOW URGENT CARE – FORT PIERCE		796	332	29%	1,128
VERITAS GENETICS	61	943	119	11%	1,123
QUICK CARE MED		851	268	24%	1,119
ARCPPOINT LABS OF CORAL SPRINGS FL		988	131	12%	1,119
STEWART REFERENCE LABORATORY	1	611	499	45%	1,111
USF MORSANI CENTER FOR ADVANCED HEALTH CARE		971	137	12%	1,108
NORTH VISTA HOSPITAL LABORATORY		931	166	15%	1,097
XYZ LABORATORY	8	942	146	13%	1,096
HEALTH CENTRAL CLINICAL LABORATORY		993	96	9%	1,089
LPG COCONUT POINT		908	176	16%	1,084
AMERICAN FAMILY CARE PENSACOLA WEST		533	533	50%	1,066
PRIMARY CARE OF THE TREASURE COAST		927	134	13%	1,061
RAINBOW RIVER MEDICAL LABORATORY		977	83	8%	1,060
HENDRY REGIONAL MEDICAL CENTER CLINICAL LABORATORY		809	248	23%	1,057
GENEIQ		987	62	6%	1,049
PROFESSIONAL HEALTH EXAMINERS		894	146	14%	1,040
CATALYST WALK IN CLINIC		833	206	20%	1,039
TYNDALL AIR FORCE BASE		828	209	20%	1,037
PEDIATRICS OF CENTRAL FLORIDA PA	20	956	53	5%	1,029
GROWING TOGETHER PEDIATRICS LLC		958	60	6%	1,018
LENCO MEDICAL LABORATORY		965	50	5%	1,015
VERITOR		850	156	16%	1,006
MINUTECLINIC, LLC DBA MINUTECLINIC #4717		961	42	4%	1,003
PHAROS HEALTH		756	246	25%	1,002
VRL EUROFINIS - DALLAS		987	13	1%	1,000
FISHERMENS HOSPITAL CLINICAL LAB		909	88	9%	997
LAKELAND REGIONAL HEALTH - PWC/OB		36	954	96%	990
WOODLANDS MEDICAL SPECIALISTS		717	262	27%	979

# COVID-19: testing by laboratory

Data through Mar 24, 2021 verified as of Mar 25, 2021 at 09:25 AM

Data in this report are provisional and subject to change.

The numbers in the table below represent the number of Florida and non-Florida residents for whom test results were received by the Department of Health. A person can be tested by more than one laboratory and can have both positive and negative results. **Therefore, the sum of the numbers in each column will be larger than the total number of people tested.**

Reporting lab	Inconclusive	Negative	Positive	Percent positive	Total
EMERALD COAST PEDIATRICS		924	54	6%	978
INTERLACHEN PEDIATRICS		938	35	4%	973
PENSACOLA PEDIATRICS	2	723	236	25%	961
THE HEALTH CENTER OF PLANT CITY		883	76	8%	959
CAPE CANAVERAL HOSPITAL		679	275	29%	954
HISTOPATHOLOGY SERVICES, LLC		841	105	11%	946
NORTH FLORIDA PEDIATRICS PA - SUWANNEE	3	815	126	13%	944
ENCOMPASS HEALTH		915	22	2%	937
INTERLACHEN PEDIATRICS PA		893	41	4%	934
EAST LAKE PEDIATRICS		806	118	13%	924
INTEGRITY LABORATORIES, LLC	4	754	165	18%	923
GENE TOX WORLDWIDE	60	736	125	14%	921
HALIFAX MEDICAL CENTER-PORT ORANGE LAB		784	128	14%	912
UNIVERSITY OF WEST FLORIDA STUDENT HEALTH SERVICES	1	787	124	14%	912
MOLECULAR TESTING LABS		850	61	7%	911
TACACHALE CLINICAL LABORATORY	1	858	49	5%	908
COVANCE CLINICAL RESEARCH UNIT INC		876	25	3%	901
FAST TRACK URGENT CARE CENTER		4	896	100%	900
C.W. BILL YOUNG VA MEDICAL CENTER	1	21	874	98%	896
BAPTIST HEALTH - MD ANDERSON CANCER CENTER		889	5	1%	894
NORTH FLORIDA PEDIATRICS PA	2	756	114	13%	872
NORTH OKALOOSA MEDICAL CENTER		532	336	39%	868
CONSULATE HEALTH CARE OF NEW PORT RICHEY	2	740	125	14%	867
DEPARTMENT OF CLINICAL LABS		846	19	2%	865
ADVENTHEALTH EXPRESS CARE AT WALGREENS		751	113	13%	864
LEE COUNTY EMERGENCY MEDICAL SERVICE	1	746	117	14%	864
CVS HEALTH		672	182	21%	854
NORTH SHORE LIJ URGENT CARE PC		799	49	6%	848
CHILDRENS MEDICAL ASSOCIATION		769	73	9%	842
LOOP PEDIATRICS PA	3	708	130	15%	841
COASTAL PHYSICIANS, LLC		679	160	19%	839
JACKSONVILLE BEACH PEDIATRIC CARE CENTER		772	64	8%	836
Point of Care Testing	1	117	711	86%	829
DOCTOR'S MEMORIAL HOSPITAL		662	165	20%	827
REDI MED LLC		661	159	19%	820
FLORIDA HOSPITAL ORLANDO		743	74	9%	817
CRUCIAL CARE EMERGENCY MEDICINE DOCTORS		652	163	20%	815
ASAP LABS LLC	7	655	151	19%	813
ASCENSION ST VINCENT'S - CLAY		775	35	4%	810
FAMILY HEALTH CENTERS OF SWF LABS	2	715	93	11%	810
Tampa Lakes Health and Rehabilitation Center	2	732	73	9%	807
BREVARD HEALTH ALLIANCE		530	271	34%	801
PRIMARY CARE SERVICES AT INDIAN RIVER ESTATES		776	24	3%	800
PALM BEACH ATLANTIC UNIVERSITY		781	19	2%	800
NITE LITE PEDIATRICS		234	564	71%	798
24 HOUR PEDIATIC CARE CENTER	4	733	58	7%	795
MIDWAY SPECIATLY CARE CENTER		573	221	28%	794



# COVID-19: testing by laboratory

Data through Mar 24, 2021 verified as of Mar 25, 2021 at 09:25 AM

Data in this report are provisional and subject to change.

The numbers in the table below represent the number of Florida and non-Florida residents for whom test results were received by the Department of Health. A person can be tested by more than one laboratory and can have both positive and negative results. **Therefore, the sum of the numbers in each column will be larger than the total number of people tested.**

Reporting lab	Inconclusive	Negative	Positive	Percent positive	Total
PRIMARY CARE SERVICES AT ST ANDREWS ESTATES		792			<b>792</b>
SOLARIS HEALTHCARE CHARLOTTE HARBOR		742	48	6%	<b>790</b>
NONE		308	482	61%	<b>790</b>
AUGUSTUS LABS LLC		651	138	17%	<b>789</b>
DYNIX DIAGNOSTICS	2	528	259	33%	<b>789</b>
NCHMD, INC SOUTHEAST IMMEDIATE CARE		612	177	22%	<b>789</b>
GOLDEN GATE FAMILY CLINIC		332	456	58%	<b>788</b>
LIFE CARE CENTER OF NEW PORT RICHEY		750	37	5%	<b>787</b>
LAB DOCTOR		691	94	12%	<b>785</b>
COLLIER URGENT CARE CENTERS CREEKSIDE		709	76	10%	<b>785</b>
NORTH FLORIDA MEDICAL GROUP		638	146	19%	<b>784</b>
VIERA HOSPITAL, INC		619	162	21%	<b>781</b>
CARE ONE OF FLORIDA LLC		536	244	31%	<b>780</b>
CALHOUN LIBERTY HOSPITAL		617	161	21%	<b>778</b>
FG RAPID RESULTS	5	470	300	39%	<b>775</b>
AMERICAN SCIENTIFIC LABORATORIES LLC		763	8	1%	<b>771</b>
VITAS HEALTHCARE CORPORATION OF FLA	1	763	5	1%	<b>769</b>
PALM GARDEN OF PORT SAINT LUCIE		759	10	1%	<b>769</b>
VENICE REGIONAL BAYFRONT HEALTH (PULMONARY)		637	126	17%	<b>763</b>
MACDILL AIR FORCE BASE		712	51	7%	<b>763</b>
Victoria Nursing and Rehabilitation Center		706	53	7%	<b>759</b>
CENTRAL FLORIDA HEALTH CARE INC		649	110	14%	<b>759</b>
AMERICAN MEDICAL RESPONSE		750	8	1%	<b>758</b>
ANY LAB TEST NOW	1	506	249	33%	<b>756</b>
POINT WASHINGTON MEDICAL CLINIC	1	545	207	27%	<b>753</b>
NORTHEAST FLORIDA NEUROLOGY CLINICS, INC		637	113	15%	<b>750</b>
EAST LAKE PEDIATRICS PA		678	70	9%	<b>748</b>
SPEARHEAD MEDICAL		670	76	10%	<b>746</b>
SPRING HILL HEALTH AND REHABILITATION CENTER		719	25	3%	<b>744</b>
WILLOWBROOKE COURT AT EDGEWATER POINTE ESTATES		734	9	1%	<b>743</b>
PALACE NURSING HOME & REHAB CENTER		707	36	5%	<b>743</b>
SANTA ROSA MEDICAL GROUP		575	165	22%	<b>740</b>
CLINICAL PATHOLOGY LABS INC		664	73	10%	<b>737</b>
KENDALL HEALTHCARE PROPERTIES DBA	2	705	27	4%	<b>734</b>
ADVENT HEALTH LAB - ORLANDO		434	299	41%	<b>733</b>
ORLANDO HEALTH AND REHAB CENTER		688	44	6%	<b>732</b>
TELESCOPE HEALTH LLC	4	614	113	15%	<b>731</b>
FLORIDA GULF COAST UNIVERSITY		541	187	26%	<b>728</b>
ETHOS WELLNESS PHARMACY		679	45	6%	<b>724</b>
GULF COAST VILLAGE		688	36	5%	<b>724</b>
PEBBLEBROOK PHARMACY	1	604	116	16%	<b>721</b>
DISNEY COVID TEST SITE		703	13	2%	<b>716</b>
FLAGLER COUNTY HEALTH DEPARTMENT	3	551	162	23%	<b>716</b>
CYPRESS VILLAGE	1	684	25	4%	<b>710</b>
GRAND COURT TAMPA		701	4	1%	<b>705</b>
Crestview Rehabilitation Center	5	568	129	18%	<b>702</b>
PHYSICIANS STAT LAB INC		614	86	12%	<b>700</b>

# COVID-19: testing by laboratory

Data through Mar 24, 2021 verified as of Mar 25, 2021 at 09:25 AM

Data in this report are provisional and subject to change.

The numbers in the table below represent the number of Florida and non-Florida residents for whom test results were received by the Department of Health. A person can be tested by more than one laboratory and can have both positive and negative results. **Therefore, the sum of the numbers in each column will be larger than the total number of people tested.**

Reporting lab	Inconclusive	Negative	Positive	Percent positive	Total
Fernandina Beach Rehabilitation and Nursing Center	1	675	19	3%	695
EXPRESS PHARMACY		643	52	7%	695
MAIN STREET MEDICAL CENTER		168	527	76%	695
SOUTHEAST ALABAMA MEDICAL CENT		637	54	8%	691
ADVENTHEALTH MEDICAL GROUP PROMPT CARE		496	194	28%	690
PREMIER MEDICAL LABORATORY SERVICES	2	463	225	33%	690
BOND AND STEELE CLINIC PA		490	199	29%	689
PALM GARDEN OF VERO BEACH		642	41	6%	683
NCH HEALTHCARE SYSTEM MICROBIOLOGY LAB		2	678	100%	680
DAIRY ROAD URGENT CARE	2	551	125	18%	678
MOORINGS PARK INSTITUTE, INC, THE		649	28	4%	677
MINI ER ADULT AND PEDIATRIC URGENT CARE		574	98	15%	672
MOUNT SINAI LABORATORY		638	30	4%	668
MEDICAL FP – WHOLE FAMILY HEALTH CENTER		548	120	18%	668
TREE HOUSE PEDIATRICS PLLC		601	67	10%	668
GULF COAST MOLECULAR LABORATORIES	13	550	102	15%	665
LIFE CARE CENTER OF PENSACOLA		615	49	7%	664
LIFE CARE CENTER OF ORANGE PARK		629	32	5%	661
SUWANNEE HEALTH AND REHABILITATION CENTER		656	5	1%	661
ST JOHN'S NURSING CENTER		637	23	3%	660
BOCA GRANDE HEALTH CLINIC		627	33	5%	660
JOHN KNOX VILLAGE HEALTH CENTER		636	24	4%	660
BREVARD HEALTH ALLIANCE INC, THE		624	35	5%	659
ORANGE BLOSSOM FAMILY HEALTH		625	32	5%	657
FAMILY HEALTH CENTERS OF SOUTHWEST FLORIDA INC		579	77	12%	656
POINT OF CARE TESTING SITE		630	24	4%	654
MANOR PINES CONVALESCENT CENTER LLC	1	631	21	3%	653
MAVERICK LABS		460	188	29%	648
THE PRESERVE		637	9	1%	646
VETERANS AFFAIRS MEDICAL CENTER	1	41	602	93%	644
FORT MYERS INTERNAL MEDICINE, LLC		578	64	10%	642
LIFE CARE CENTER OF HILLIARD		614	22	3%	636
MANOR CARE HEALTH SERVICES - FT MYERS		608	26	4%	634
HOLMES REGIONAL MEDICAL CENTER		11	623	98%	634
MEDICAL CENTER OF DELTONA, INC		530	100	16%	630
CITY MEDICAL OF NEW JERSEY, PC		572	56	9%	628
MID-FLORIDA PATHOLOGY		472	155	25%	627
AFC URGENT CARE CLEARWATER	1	141	485	77%	627
CARITHERS PEDIATRIC GROUP		574	52	8%	626
CLEWISTON NURSING AND REHABILITATION CENTER		613	13	2%	626
PHYSICIANS PRIMARY CARE LAB	1	552	71	11%	624
BUFFALO CROSSING HEALTHCARE & REHABILITATION CTR		608	15	2%	623
GOLDEN GLADES NURSING & REHABILITATION CTR		606	16	3%	622
WATSON THERAPEUTICS INC	1	592	28	5%	621
PEDIATRIC HEALTHCARE ALLIANCE		584	37	6%	621
MEDONE URGENT CARE AT ST. AUGUSTINE		214	402	65%	616
BOND CLINIC PA PEDIATRICS DEPT		565	49	8%	614

# COVID-19: testing by laboratory

Data through Mar 24, 2021 verified as of Mar 25, 2021 at 09:25 AM

Data in this report are provisional and subject to change.

The numbers in the table below represent the number of Florida and non-Florida residents for whom test results were received by the Department of Health. A person can be tested by more than one laboratory and can have both positive and negative results. **Therefore, the sum of the numbers in each column will be larger than the total number of people tested.**

Reporting lab	Inconclusive	Negative	Positive	Percent positive	Total
DIAMOND RIDGE HEALTH AND REHABILITATION		582	32	5%	614
CLINICAL ENTERPRISE, INC		592	21	3%	613
SEBASTIAN RIVER MEDICAL CENTER	2	441	169	28%	612
EDEN SPRINGS NURSING AND REHAB CENTER		501	110	18%	611
HOLY CROSS HOSPITAL		12	598	98%	610
VITAS HEALTHCARE CORP OF CENTRAL FL		585	24	4%	609
BETHESDA HEALTH URGENT CARE		504	104	17%	608
VETERANS AFFAIRS MEDICAL CENTER - JAMES A HALEY			606	100%	606
WILLOW BROOKE COURT AT INDIAN RIVER ESTATES		561	43	7%	604
PEDIATRIC HEALTHCARE ALLIANCE PA		552	51	8%	603
CONSULATE HEALTHCARE OF VERO BEACH	14	506	83	14%	603
PATIENTS FIRST - MAHAN DRIVE		164	436	73%	600
EMERALD SHORES HEALTH AND REHABILITATION		501	97	16%	598
MAYFLOWER ASSISTED LIVING		592	6	1%	598
BALDWIN PEDIATRICS	1	567	29	5%	597
NCH HEALTHCARE BONITA		459	134	23%	593
BROOKDALE FORT MYERS CYPRESS LAKE		590	2	0%	592
J AND G MEDICAL GROUP LLC		486	105	18%	591
NSPIRE HEALTHCARE MIAMI LAKES	8	566	14	2%	588
HMA SANTA ROSA MEDICAL CENTER LLC DBA		462	122	21%	584
SHORELINE PHYSICIAN GROUP		364	218	37%	582
RESTORE HEALTH URGENT CARE		465	116	20%	581
BALDOMERO LOPEZ STATE VETERANS NURSING HOME	2	573	4	1%	579
NATURE COAST MEDICAL GROUP		475	100	17%	575
PENSACOLA PEDIATRICS PA - TIGER POINT	21	546	8	1%	575
DAVITA LABORATORY		471	104	18%	575
THERADOC		152	423	74%	575
PALM GARDEN OF TAMPA		546	29	5%	575
MEDONE URGENT CARE CENTER		350	223	39%	573
CLIFFORD CHESTER SIMS STATE VETERANS		561	12	2%	573
MEDICAL VB		451	121	21%	572
TENNESSEE DOH - NASHVILLE	2	504	66	12%	572
CONTINENTAL CLINICAL RESEARCH, LLC		521	46	8%	567
PIONEER CLINICAL LAB LLC		460	105	19%	565
EXPRESS URGENT CARE LLC		1	563	100%	564
Plantation Bay Rehabilitation Center		538	24	4%	562
SABAL PALMS HEALTH AND REHAB		511	51	9%	562
ECCOLAB GROUP	1	147	413	74%	561
WHITE-WILSON MEDICAL CENTER - FORT WALTON BEACH		541	20	4%	561
MANOR CARE NURSING CENTER OF SARASOTA FL LLC		472	87	16%	559
SOLARIS HEALTHCARE LAKE CITY		457	100	18%	557
CHILDRENS MEDICAL ASSOCIATION PA		495	60	11%	555
OCALA FAMILY MEDICAL CENTER INC	2	485	68	12%	555
BAPTIST PRIMARY CARE	2	446	107	19%	555
The Sands at South Beach		548	4	1%	552
NEMOURS CHILDERN'S HOSPITAL		453	98	18%	551
HEARTLAND PEDIATRICS OF LAKE WALES		496	55	10%	551



# COVID-19: testing by laboratory

Data through Mar 24, 2021 verified as of Mar 25, 2021 at 09:25 AM

Data in this report are provisional and subject to change.

The numbers in the table below represent the number of Florida and non-Florida residents for whom test results were received by the Department of Health. A person can be tested by more than one laboratory and can have both positive and negative results. **Therefore, the sum of the numbers in each column will be larger than the total number of people tested.**

Reporting lab	Inconclusive	Negative	Positive	Percent positive	Total
PALM GARDEN OF CLEARWATER		531	18	3%	549
HARBOUR HEALTH CENTER		532	16	3%	548
AMERICA'S PHARMACY LLC		486	62	11%	548
VALENCIA HILLS HEALTH AND REHABILITATION CENTER		534	13	2%	547
Signature HealthCare Center of Waterford		516	31	6%	547
VITAE DIAGNOSTICS		534	13	2%	547
RAINBOW PEDIATRIC CENTER PA		510	36	7%	546
NCF DIAGNOSTICS & DNA TECHNOLOGIES	15	212	318	58%	545
COASTAL URGENT CARE		428	116	21%	544
PALMETTO FAMILY HEALTHCARE	1	348	194	36%	543
DOCTORS CENTER,THE		432	111	20%	543
VILLA MARIA NURSING & REHAB CENTER INC	1	528	14	3%	543
VETERANS AFFAIRS MEDICAL CENTER - GAINESVILLE		3	540	99%	543
VETERANS AFFAIRS MEDICAL CENTER - BAY PINES		18	523	97%	541
CHILDRENS CLINIC WEST FLORIDA PEDIATRICS		494	46	9%	540
FOUNTAIN MANOR HEALTH AND REHAB CENTER	1	515	20	4%	536
PREMIER MEDICAL CENTER LLC	11	523			534
CLARITY LABS		464	70	13%	534
SEMINOLE NURSING PAVILION		525	8	2%	533
RICARDO NAVARRO DO PA		459	73	14%	532
DOH - INDIAN RIVER		450	81	15%	531
MEDICAL CENTER CLINIC-IMMEDIATE CARE	1	423	104	20%	528
MED FAST URGENT CARE CENTER		260	268	51%	528
DASCENA, INC	2	464	59	11%	525
FLORIDA DEPARTMENT OF HEALTH IN CALHOUN COUNTY		396	128	24%	524
MICHAEL A MIDDLETON MD PA□		498	25	5%	523
JACKSON MEMORIAL PERDUE MEDICAL CENTER		495	26	5%	521
NORTH FL SOUTH GA HCS-LAKE CITY		512	9	2%	521
PALM GARDEN OF JACKSONVILLE□	2	438	80	15%	520
NEW YORK HOSPITAL LABORATORIES	1	506	12	2%	519
MEMORIAL PEMBROKE 24/7 CARE CENTER		395	122	24%	517
SHORE ACRES CARE CENTER		481	35	7%	516
ARCPOINTS LABS		449	66	13%	515
SIGNATURE HEALTHCARE OF BROOKWOOD GARDENS		509	6	1%	515
The Manor at Blue Water Bay		452	60	12%	512
MEDFAST URGENT CARE CENTERS		231	281	55%	512
DXTERITY DIAGNOSTICS	2	476	32	6%	510
SOUTHERN OAKS CARE CENTER	1	472	37	7%	510
HOPE HOSPICE AND COMMUNITY SERVICES INC	14	477	19	4%	510
RIVER GARDEN HEBREW HOME FOR THE AGED		454	55	11%	509
FLORIDA DEPARTMENT OF HEALTH CLAY COUNTY	1	410	98	19%	509
WEST GABLES HEALTH CARE CENTER		497	10	2%	507
ENZO CLINICAL LABS INC	3	479	25	5%	507
AFC URGENT CARE FAMILY CARE			507	100%	507
FIRST CHOICE PEDIATRICS		411	95	19%	506
INTERNAL MEDICINE & PEDIATRICS OF TAMPA BAY PA		436	70	14%	506
JACKSON MEMORIAL LONG TERM CARE CENTER		480	26	5%	506

# COVID-19: testing by laboratory

Data through Mar 24, 2021 verified as of Mar 25, 2021 at 09:25 AM

Data in this report are provisional and subject to change.

The numbers in the table below represent the number of Florida and non-Florida residents for whom test results were received by the Department of Health. A person can be tested by more than one laboratory and can have both positive and negative results. **Therefore, the sum of the numbers in each column will be larger than the total number of people tested.**

Reporting lab	Inconclusive	Negative	Positive	Percent positive	Total
MANOR OAKS NURSING & REHAB CENTER	5	498	2	0%	505
ST CLOUD REGIONAL MEDICAL CENTER CLINICAL LAB		394	110	22%	504
Good Samaritan Society Kissimmee Village		438	65	13%	503
RUSKIN HEALTH CENTER		299	201	40%	500
BROWARD PARTNERSHIP	6	486	8	2%	500
CLINICAL PATHOLOGY LABS		388	111	22%	499
HEALTH CENTER AT BRENTWOOD	1	453	44	9%	498
HILLCREST HEALTH CARE & REHABILITATION CENTER	3	480	15	3%	498
CITRUS NURSING CENTER LLC		451	46	9%	497
UNIVERSITY OF TAMPA INC, THE		487	9	2%	496
FLORIDA HOSPITAL WAUCHULA		358	136	28%	494
THE PALACE AT HOMESTEAD	1	472	20	4%	493
STEWART SEBASTIAN RIVER MEDICAL CENTER		436	56	11%	492
SANDBAY URGENT CARE		396	95	19%	491
ASCEND CLINICAL	5	415	71	14%	491
SUSANNA WESLEY HEALTH CENTER		453	36	7%	489
CARENOW	2	276	210	43%	488
QUOTIENT SCIENCES		471	14	3%	485
BHA CENTRAL COUNTY CLINIC		421	64	13%	485
AFC URGENT CARE SEMINOLE			485	100%	485
FLO-MEDILAB SERVICES LLC		192	292	60%	484
AFC URGENT CARE TYRONE		2	482	100%	484
NORTH FLORIDA RETIREMENT VILLAGE		479	2	0%	481
HERON POINTE HEALTH AND REHABILITATION	1	477	3	1%	481
PARKLANDS FACILITY INC	4	435	42	9%	481
WHITE WILSON MEDICAL CENTER PA - NAVARRE		362	117	24%	479
PALM GARDEN OF ORLANDO		446	33	7%	479
BENTON PEDIATRICS INC		431	48	10%	479
HARTS HARBOR HEALTH CARE CENTER		457	21	4%	478
LAUDERDALE NURSING CENTER LLC	1	458	19	4%	478
MANOR AT CARPENTERS		450	27	6%	477
ORLANDO HEALTH CENTER FOR REHABILITATION		463	14	3%	477
MOBILE MEDICAL ASSOCIATES PL	17	408	51	11%	476
NAPLES CHILDREN'S URGENT CARE		420	56	12%	476
Quest Diag Unspecifd	1	319	156	33%	476
Colonial Lakes Health Care		431	43	9%	474
NAVAL HOSPITAL - JACKSONVILLE		137	335	71%	472
LIFE CARE CENTER OF PALM BAY□		444	27	6%	471
PW WINDERMERE SUBTENANT LLC		469	1	0%	470
DBI HEALTH INC		454	15	3%	469
LITTLE PINE PEDIATRICS PLLC	3	407	58	12%	468
NURSING PLUS OF BROWARD LLC	1	448	19	4%	468
FLORIDA HOSPITAL MEDICAL GROUP		277	189	41%	466
CARE ONE OF FLORIDA	1	318	146	31%	465
MINUTECLINIC LLC, #10357		463	2	0%	465
Palm Garden of Largo		461	4	1%	465
SOLARIS HEALTHCARE OSCEOLA		440	24	5%	464

# COVID-19: testing by laboratory

Data through Mar 24, 2021 verified as of Mar 25, 2021 at 09:25 AM

Data in this report are provisional and subject to change.

The numbers in the table below represent the number of Florida and non-Florida residents for whom test results were received by the Department of Health. A person can be tested by more than one laboratory and can have both positive and negative results. **Therefore, the sum of the numbers in each column will be larger than the total number of people tested.**

Reporting lab	Inconclusive	Negative	Positive	Percent positive	Total
Cypress Cove Care Center		363	100	22%	463
ELLENTON PEDIATRICS		444	18	4%	462
LIFEBRITE	2	259	201	44%	462
BROOKDALE PALMER RANCH	1	403	57	12%	461
THE PALACE MANAGEMENT - THE PALACE AT CORAL GABLES		458	3	1%	461
MILLER BIOCONNECT		416	44	10%	460
CONSULATE HEALTH CARE OF BAYONET POINT	4	448	7	2%	459
PALM GARDEN OF OCALA		361	98	21%	459
AFC URGENT CARE		113	345	75%	458
MEDSCAN LABORATORY INC	1	242	214	47%	457
PALM GARDEN OF WINTER HAVEN	3	438	16	4%	457
NEW YORK PRESBYTERIAN - CUMC CLINICAL		439	18	4%	457
VITAS LUTHERAN TOWERS INPATIENT PROGRAM		393	64	14%	457
SUNSHINE URGENT CARE LLC		308	148	32%	456
Williston Care Center		395	61	13%	456
CLARIDGE HOUSE NURSING CENTER		437	18	4%	455
Q ANSWER LAB	1	392	59	13%	452
NEW PLANT CITY FAMILY CARE	1	243	207	46%	451
Solaris HealthCare Windermere		417	32	7%	449
MAGNOLIA FAMILY URGENT CARE		407	42	9%	449
HOSPICE OF THE FLORIDA SUNCOAST,THE		446	3	1%	449
ANCIENT CITY PEDIATRICS	1	429	17	4%	447
GANDY CROSSING CARE CENTER	1	429	15	3%	445
DIAMOND RIDGE HEALTH AND REHABILITATION CENTER		422	22	5%	444
BROOKSVILLE HEALTHCARE CENTER LLC		431	13	3%	444
Ocala Health and Rehabilitation Center		423	21	5%	444
FHMG FLORIDA HOSPITAL MEDICAL GROUP		404	39	9%	443
SMA SPECIALTY MEDICAL LAB		120	323	73%	443
NORTH FLORIDA REHABILITATION & SPECIALTY CARE		436	6	1%	442
STARKE FAMILY MEDICAL CENTER		352	89	20%	441
Solaris Healthcare Daytona	2	391	48	11%	441
EMERITUS AT NAPLES	2	437	1	0%	440
MEDIPATH		19	420	96%	439
PRO HEALTH		188	248	57%	436
EPN URGENT CARE		83	352	81%	435
ST ANDREWS BAY SKILLED NURSING &		374	61	14%	435
GOOD SAMARITAN CENTER		430	3	1%	433
Darcy Hall Of Life Care		420	13	3%	433
HEALTHY STEPS PEDIATRICS		386	47	11%	433
ADVENT HEALTH - DELTONA ER		360	72	17%	432
APP-UNIPATH, LLC	2	415	15	3%	432
ADDINGTON PLACE AT WELLINGTON GREEN		422	9	2%	431
AVECINA MEDICAL JULINGTON	1	240	189	44%	430
Santa Rosa Center for Rehabilitation and Healing		359	71	17%	430
SOUTHERN LABORATORY SERVICES OF NWF		395	34	8%	429
FLORIDA DEPT OF HEALTH IN BREVARD COUNTY	3	363	63	15%	429
ARTHREX MEDICAL CENTER	1	318	109	25%	428

# COVID-19: testing by laboratory

Data through Mar 24, 2021 verified as of Mar 25, 2021 at 09:25 AM

Data in this report are provisional and subject to change.

The numbers in the table below represent the number of Florida and non-Florida residents for whom test results were received by the Department of Health. A person can be tested by more than one laboratory and can have both positive and negative results. **Therefore, the sum of the numbers in each column will be larger than the total number of people tested.**

Reporting lab	Inconclusive	Negative	Positive	Percent positive	Total
TIDEWELL HOSPICE INC	2	418	7	2%	427
ABBOTT DIAGNOSTICS		408	18	4%	426
BERNHARDT LABORATORIES	1	362	63	15%	426
WELL-BEING MEDICAL CENTER PLLC		388	36	8%	424
SOLARIS HEALTHCARE MERRITT ISLAND		382	41	10%	423
ORLANDO VA MEDICAL CENTER			423	100%	423
ABBEY DELRAY		416	6	1%	422
ASSOCIATESMD MEDICAL GROUP INC		361	60	14%	421
VITAS HEALTHCARE CORPORATION		416	5	1%	421
Bardmoor Oaks Healthcare and Rehabilitation Center		410	11	3%	421
LEHIGH REGIONAL MEDICAL CENTER LAB	2	372	47	11%	421
INDIAN RIVER CTR, LLC		370	50	12%	420
GARCIA CLINICAL LABORATORY		28	392	93%	420
ROLLINS COLLEGE WELLNESS CENTER		130	290	69%	420
AMEERAH LABS, LLC	2	334	83	20%	419
Manatee Springs Rehabilitation and Nursing Center		399	20	5%	419
FLOMEDILAB		191	224	54%	415
Destin Healthcare and Rehabiliation Center	1	373	40	10%	414
MEMPHIS PATHOLOGY LABORATORY	4	389	20	5%	413
ORCHARD PARK HEALTH & REHABILITATION		408	5	1%	413
ADVENTHEALTH MEDICAL GROUP PROMPT CAR	1	295	117	28%	413
CLERMONT HEALTH AND REHABILITATION CENTER		380	32	8%	412
PORT SAINT LUCIE HOSPITAL		401	9	2%	410
MINUTECLINIC LLC #3671		366	44	11%	410
BRISTOL AT TAMPA, THE	4	398	8	2%	410
FLORIDA DEPARTMENT OF HEALTH		360	49	12%	409
WATERMARK LAKE POINTE WOODS LLC		391	18	4%	409
PINES OF SARASOTA		404	5	1%	409
Timberridge Center for Rehabilitation and Healing		374	34	8%	408
MINUTE CLINIC INCORPORATE		387	19	5%	406
TREASURE COAST COMMUNITY HEALTH	3	337	66	16%	406
SOLARIS HEALTHCARE BAYONET POINT		389	17	4%	406
QUALITOX LABORATORIES		228	178	44%	406
TIDE LABORATORIES		362	43	11%	405
TRI-COUNTY NURSING AND REHABILITATION CENTER INC		389	15	4%	404
FLORIDA DEPARTMENT OF HEALTH IN LIBERTY COUNTY	3	305	96	24%	404
BAPTIST PRIMARY CARE, INC		374	28	7%	402
Consulate Health Care of North Fort Myers		389	12	3%	401
PEDIATRICS BY THE SEA		383	17	4%	400
ADVENTHEALTH EXPRESS CARE AT		326	72	18%	398
KINDRED HOSPITAL	10	370	18	5%	398
HEALTHWORKS MED GROUP OF FLORIDA PA	3	386	8	2%	397
THE SPRINGS AT BOCA CIEGA BAY		387	10	3%	397
SUNLAND MARIANNA COX MEDICAL CENTER		353	43	11%	396
BLOUNTSTOWN REHABILITATION CENTER LLC		290	106	27%	396
UNIVERSITY OF TAMPA STUDENT HEALTH AND SHC CLINICAL LABORATORY		241	154	39%	395
Bayside Care Center	1	374	20	5%	395



# COVID-19: testing by laboratory

Data through Mar 24, 2021 verified as of Mar 25, 2021 at 09:25 AM

Data in this report are provisional and subject to change.

The numbers in the table below represent the number of Florida and non-Florida residents for whom test results were received by the Department of Health. A person can be tested by more than one laboratory and can have both positive and negative results. **Therefore, the sum of the numbers in each column will be larger than the total number of people tested.**

Reporting lab	Inconclusive	Negative	Positive	Percent positive	Total
FAMILY CARE PARTNERS OF NORTHEAST FLORIDA LLC		320	74	19%	394
MINI ER AND URGENT CARE		289	105	27%	394
BONIFAY NURSING AND REHAB CENTER		363	30	8%	393
DIAGNOSTIC & CLINICAL CARE SERVICES INC DBA		316	77	20%	393
FLORIDA HOSPITAL HEARTLAND MED CTR LAKE PLACID		298	95	24%	393
MOOSEHAVEN HEALTH CENTER		354	38	10%	392
Life Care Center of Punta Gorda	1	378	13	3%	392
LIFE CARE PONTE VEDRA INC		382	9	2%	391
VILLAGE DOCTORS OF KEYSTONE		309	81	21%	390
CHAUTAUQUA REHABILITATION AND NURSING CENTER		379	10	3%	389
BARBER		13	376	97%	389
AYERS HEALTH & REHABILITATION CENTER		381	7	2%	388
PALMS OF SEBRING		353	34	9%	387
ALTAMONTE MD		204	182	47%	386
ST PETERSBURG PEDIATRICS-PARK BLVD		352	34	9%	386
PruittHealth Panama City	1	319	64	17%	384
NATIONS BEST FAMILY HEALTH CARE		203	179	47%	382
BROOKDALE PADDOCK HILLS	2	377	2	1%	381
PEDIATRIC ASSOCIATES OF OCALA PA		349	31	8%	380
UR MEDICINE LABS- CENTRAL LABORATORY		356	24	6%	380
BARTON HEALTH ALLIANCE	3	331	45	12%	379
LIFE CARE CENTER OF WINTER HAVEN		361	18	5%	379
SERENADES IN THE VILLAGES		325	53	14%	378
DIGNITY HEALING, LLC		363	15	4%	378
AVANTE AT OCALA INC	2	343	31	8%	376
BAYA PHARMACY WEST		8	368	98%	376
FAIR HAVENS CENTER, OPCO		367	7	2%	374
ADVENTHEALTH EXPRESS CARE AT WALGREENS 49TH STREET		317	57	15%	374
SPECIALTY HEALTH AND REHABILITATION CENTER		349	25	7%	374
ACCESS MEDICAL CENTER	1	344	29	8%	374
PALM GARDEN OF WEST PALM BEACH□	4	354	15	4%	373
Life Care Center of Ocala		304	69	18%	373
ST PETERSBURG PEDIATRICS-SEMINOLE BLVD		306	66	18%	372
FLORIDA HEART & VASCULAR MULTISPECIALTY GROUP PA		274	98	26%	372
MANOR CARE OF BOYNTON BEACH LLC		348	24	6%	372
HENDRY REGIONAL MEDICAL CENTER		107	265	71%	372
FAMILY EXPRESS URGENT CARE		5	366	99%	371
URGENT CARE BETHESDA	1	318	52	14%	371
HARDEE MANOR HEALTH CARE CENTER	1	366	3	1%	370
SEA BREEZE REHAB AND NURSING CENTER□		361	9	2%	370
Stacey Health Care Centers Inc. dba Riverside Care Center		341	29	8%	370
INFORM DIAGNOSTICS		360	9	2%	369
WELL HEALTH WORKS	1	328	40	11%	369
ADVENT HEALTH - TAMPA		148	220	60%	368
PLANT CITY PEDIATRICS	1	296	70	19%	367
TRENTON MEDICAL CENTER INC DBA PALMS MEDICAL GROUP	4	270	93	25%	367
TRINITY REGIONAL REHAB CENTER		350	15	4%	365

# COVID-19: testing by laboratory

Data through Mar 24, 2021 verified as of Mar 25, 2021 at 09:25 AM

Data in this report are provisional and subject to change.

The numbers in the table below represent the number of Florida and non-Florida residents for whom test results were received by the Department of Health. A person can be tested by more than one laboratory and can have both positive and negative results. **Therefore, the sum of the numbers in each column will be larger than the total number of people tested.**

Reporting lab	Inconclusive	Negative	Positive	Percent positive	Total
SIGNATURE HEALTHCARE OF NORTH FLORIDA		361	4	1%	365
solaris Healthcare Parkway	2	345	17	5%	364
HEALTH CENTRAL PARK		297	66	18%	363
HEALTH PARK CARE CENTER		359	4	1%	363
BROOKDALE LAKE TAVARES		356	6	2%	362
VETERANS AFFAIRS MEDICAL CENTER - LAKE CITY		52	309	86%	361
AMBULATORY SURGERY CENTER OF BOCA RATON LTD		357	4	1%	361
VILLAGE DOCTORS FAMILY MEDICAL CENTER OF		294	64	18%	358
HAINES CITY REHABILITATION AND NURSING CENTER		334	24	7%	358
SANFORD LABORATORIES		332	26	7%	358
Bay Breeze Senior Living and Rehabilitation Center		304	53	15%	357
SUN COUNTRY PEDIATRICS PLLC	9	317	31	9%	357
HARDEE COUNTY HEALTH DEPARTMENT		286	70	20%	356
SABAL DIRECT PRIMARY CARE, PA		295	61	17%	356
ORCHARD RIDGE CARE AND REHABILITATION CENTER		336	19	5%	355
TUSKAWILLA NURSING AND REHAB CENTER	2	345	7	2%	354
MY CLINICAL LAB		224	129	37%	353
ONESTOP MEDICAL AND URGENT CARE LLC		307	46	13%	353
ATLANTIC SHORES NURSING AND REHAB CENTER	1	341	10	3%	352
MANORCARE HEALTH SERVICES - VENICE		297	55	16%	352
MEDFAST URGENT CARE CENTER		122	230	65%	352
VILLAGE AT VIENNA SQUARE,THE	6	329	17	5%	352
CORAL BAY HEALTHCARE AND REHABILITATION	1	338	12	3%	351
PALMETTO SUBACUTE CARE CENTER		340	11	3%	351
OCEAN VIEW NURSING AND REHAB CENTER		334	17	5%	351
BAYSHORE DIAGNOSTICS		310	41	12%	351
Marshall Health and Rehabilitation Center		300	49	14%	349
HCSO OCCUPATIONAL HEALTH AND WELLNESS CENTER		274	75	21%	349
Parkview Rehabilitation Center at Winter Park		339	10	3%	349
SEASIDE HEALTH AND REHABILITATION CENTER		290	58	17%	348
HOLISTIX TREATMENT CENTERS		338	10	3%	348
TAMARAC REHABILITATION & HEALTH CENTER		344	4	1%	348
COLOR GENOMICS, INC.	2	338	6	2%	346
ADVENT HEALTH - TIMBERRIDGE ER		293	53	15%	346
HEALTH DESIGNS		332	14	4%	346
BAY VILLAGE OF SARASOTA INC		342	3	1%	345
ARCPOINT LABS OF SARASOTA MANATEE		266	79	23%	345
ADVENT HEALTH - WESTCHASE ER		298	47	14%	345
USAFSAM/PHE		174	170	49%	344
WHITE-WILSON MEDICAL CENTER - NICEVILLE		303	40	12%	343
EXCEL PEDIATRICS		291	52	15%	343
FL HUD DESTIN, LLC D/B/A GRAND BOULEVARD HEALTH		304	39	11%	343
SPRINGTREE REHAB & HEALTH CARE CENTER		318	24	7%	342
AVANTE AT MT DORA		338	4	1%	342
FAIRWAY OAKS CENTER LLC	6	330	6	2%	342
ADVENT HEALTH CENTRA CARE - PALM COAST		80	261	77%	341
CORAL TRACE HEALTH CARE	2	334	5	1%	341

# COVID-19: testing by laboratory

Data through Mar 24, 2021 verified as of Mar 25, 2021 at 09:25 AM

Data in this report are provisional and subject to change.

The numbers in the table below represent the number of Florida and non-Florida residents for whom test results were received by the Department of Health. A person can be tested by more than one laboratory and can have both positive and negative results. **Therefore, the sum of the numbers in each column will be larger than the total number of people tested.**

Reporting lab	Inconclusive	Negative	Positive	Percent positive	Total
CRONOS CLINICAL LABORATORY	22	227	91	27%	340
SELECT REFERENCE LABORATORIES, LLC	1	326	12	4%	339
UNIVERSITY OF CENTRAL FLORIDA HEALTH SERVICES		335	4	1%	339
MEDICAL CENTER AT OCEAN REEF,THE		321	17	5%	338
AVANTE AT LEESBURG INC		335	2	1%	337
BRIDGEWATER PARK HEALTH AND REHAB		307	30	9%	337
SAMANTHA WILSON CARE CENTER	4	322	10	3%	336
Coastal Health and Rehabilitation Center		324	11	3%	335
AZALEA TRACE PHYSICIAN SERVICES		331	4	1%	335
KISSIMMEE FACILITY OPERATIONS LLC		311	24	7%	335
WALGREENS 3173		307	27	8%	334
EMERALD COAST PEDIATRICS & ADOL		298	35	11%	333
ELMHURST HOSPITAL CENTER	1	304	28	8%	333
NORTH PINELLAS STATMED QUICK QUALITY CLINICS		236	97	29%	333
AVENTURA REHAB AND NURSING CENTER		318	15	5%	333
PENSACOLA PEDIATRICS, PA		315	17	5%	332
ELMCROFT PINECREST	1	307	23	7%	331
LAKE EUSTIS HEALTH AND REHABILITATION CENTER		323	7	2%	330
PRINCIPLE LABORATORY	6	317	7	2%	330
MIDWAY SPECIALTY CARE CENTER	3	213	114	35%	330
BAPTIST PRIMARY CARE INC	1	304	25	8%	330
Life Care Center at Wells Crossing		309	21	6%	330
PEDIATRIC HEALTH CARE ALLIANCE, PA		295	34	10%	329
JAMES A HALEY VETERANS HOSPITAL			329	100%	329
24/7 PEDIATRIC CARE CENTERS INC		308	20	6%	328
ROSEWOOD HEALTH AND REHABILITATION CENTER		306	21	6%	327
SILVER CREEK SENIOR LIVING COMMUNITY		321	5	2%	326
RIVERS FAMILY MEDICINE PA		244	81	25%	325
PIONEER CLINICAL LAB, LLC		212	113	35%	325
Life Care Center at Inverrary		315	9	3%	324
COMMUNITY HEALTH AND REHABILITATION CENTER		262	62	19%	324
FLORIDA HEALTH CARE PLANS			323	100%	323
HOLIDAY CVS LLC DBA CVS/PHARMACY #0440		313	10	3%	323
KENNEDY PAIN CLINIC GROUP LLC		289	33	10%	322
DELTONA HEALTH CARE		298	24	7%	322
LabCorp (Non-Interfaced)	1	125	196	61%	322
ARGO SENIOR LIVING AT HAVERHILL		301	20	6%	321
BEAR CREEK NURSING CENTER		316	5	2%	321
PALMS REHABILITATION AND HEALTHCARE CENTER		282	38	12%	320
JACKSON PLAZA NURSING & REHAB CENTER	6	306	7	2%	319
PruittHealth Santa Rosa		225	94	29%	319
GOOD SAMARITAN SOCIETY-DAYTONA		298	21	7%	319
BIOCEPT		296	22	7%	318
PALM BEACH PEDIATRICS PA	2	278	38	12%	318
KEY WEST HEALTH AND REHAB	1	308	8	3%	317
LASER & SURGERY CENTER OF THE PALM BEACHES□		315	2	1%	317
REHABILITATION CENTER OF LAKE CITY, THE		288	28	9%	316



# COVID-19: testing by laboratory

Data through Mar 24, 2021 verified as of Mar 25, 2021 at 09:25 AM

Data in this report are provisional and subject to change.

The numbers in the table below represent the number of Florida and non-Florida residents for whom test results were received by the Department of Health. A person can be tested by more than one laboratory and can have both positive and negative results. **Therefore, the sum of the numbers in each column will be larger than the total number of people tested.**

Reporting lab	Inconclusive	Negative	Positive	Percent positive	Total
The Care Center at Pinellas Park	1	307	8	3%	316
SOUTHWEST ORLANDO FAMILY MEDICINE, PL		265	51	16%	316
ESTERO ISLAND MEDICAL CENTER		252	64	20%	316
ST LUCIE EMPLOYEE HEALTH & WELLNESS CENTER		308	6	2%	314
MEDEXPRESS LUTZ		3	311	99%	314
E-LAB OF FLORIDA		281	32	10%	313
GENESIS MEDICAL LABORATORY MIAMI FL.		83	230	73%	313
PHYSICIANS REGIONAL WALK-IN		190	123	39%	313
AVELLINO LAB USA, INC	1	299	12	4%	312
TAVARES PEDIATRICS		263	49	16%	312
URGENT CARE EXPRESS LLC		6	306	98%	312
JACKSONVILLE KIDS PEDIATRICS, PLLC		276	35	11%	311
SIGNATURE HEALTHCARE AT THE COURTYARD		264	47	15%	311
Heartland Healthcare of Ft. Myers	1	308	1	0%	310
Avante at Inverness		307	3	1%	310
ENCOMPASS HEALTH REHABILITATION HOSPITAL OF SUNRISE	8	296	6	2%	310
REGENTS PARK OF BOCA RATON		307	3	1%	310
FAMILY CARE PARTNERS OF NE FLORIDA LLC		238	72	23%	310
ST CATHERINE'S WEST REHABILITATION HOSPITAL		296	13	4%	309
HOLLEY NAVARRE MEDICAL CLINIC		231	78	25%	309
MY HEALTHY BLUEPRINT BY BAPTIST HEALTH CARE		256	52	17%	308
AMERICAN FINNISH NURSING HOME	2	298	8	3%	308
ST JUDE CHILDREN'S RESEARCH HOSPITAL		293	15	5%	308
OKEECHOBEE COUNTY HEALTH DEPT	1	218	89	29%	308
Solaris Healthcare Lake Bennet		271	36	12%	307
Life Care Center of Sarasota		293	13	4%	306
HEATHER HILL HEALTHCARE CENTER		260	46	15%	306
LAKELAND REGIONAL HEALTH SYSTEMS INC		39	266	87%	305
LUTHERAN HAVEN		296	9	3%	305
ROSEN MEDICAL CENTER		263	41	13%	304
ST JAMES HEALTH AND REHABILITATION CENTER		219	85	28%	304
SAINTS 120 LLC	1	269	34	11%	304
HOMESTEAD MANOR	2	260	41	14%	303
ADVANCED AMBULATORY SURGERY CENTER		290	13	4%	303
MANORCARE AT LELY PALMS		297	5	2%	302
DEPARTMENT OF HEALTH BUREAU OF FAMILY		296	6	2%	302
Solaris Healthcare Coconut Creek		295	6	2%	301
FRICKS PHARMACY		238	63	21%	301
BOCA BIOLISTICS REFERENCE LABORATORY	2	185	112	37%	299
CLARE BRIDGE ORMOND BEACH	1	297			298
MANOR CARE OF NAPLES FL LLC		294	3	1%	297
OSPREY LODGE		238	59	20%	297
BUENA VISTA URGENT CARE		264	33	11%	297
WIMAUMA COMMUNITY HEALTH CENTER		241	56	19%	297
CROSS POINTE CARE CENTER	2	288	6	2%	296
BROOKDALE DESTIN		284	12	4%	296
TALLAHASSEE NHHI LLC	1	267	27	9%	295

# COVID-19: testing by laboratory

Data through Mar 24, 2021 verified as of Mar 25, 2021 at 09:25 AM

Data in this report are provisional and subject to change.

The numbers in the table below represent the number of Florida and non-Florida residents for whom test results were received by the Department of Health. A person can be tested by more than one laboratory and can have both positive and negative results. **Therefore, the sum of the numbers in each column will be larger than the total number of people tested.**

Reporting lab	Inconclusive	Negative	Positive	Percent positive	Total
LAKE PARK OF MADISON		284	11	4%	295
BAY COUNTY SHERIFFS OFFICE JAIL FACILITY		249	45	15%	294
HUNT CLUB PEDIATRIC ASSOCIATES, P.A.		253	41	14%	294
The Grove Health and Rehabilitation		270	23	8%	293
NORTHWEST MEDICAL CENTER CLINICAL LABORATORY		175	118	40%	293
LONGWOOD FAMILY PRACTICE		224	69	24%	293
CHEEK AND SCOTT DRUGS INC		243	50	17%	293
Avante at Orlando	1	286	6	2%	293
CONSULATE HEALTH CARE OF SAFETY HARBOR		285	7	2%	292
LA MER NH LLC		287	5	2%	292
BIOIQ		243	48	16%	291
AUBURN UNIVERSITY MEDICAL CLINIC		227	62	21%	289
PALM GARDEN OF GAINESVILLE	2	285	2	1%	289
AMERICAN HEALTH ASSOCIATES INC	1	270	18	6%	289
SILVERCREST HEALTH AND REHABILITATION CENTER	3	278	8	3%	289
RULEME CENTER	2	260	26	9%	288
ACCURATE DIAGNOSTIC LABS, INC		270	17	6%	287
LODGE HEALTH AND REHABILITATION CENTER, THE		255	32	11%	287
TIERRA PINES CENTER		274	12	4%	286
Avante at St Cloud, Inc.		277	8	3%	285
HOSPICE OF LAKE & SUMTER INC	1	277	6	2%	284
DOCTORS MEMORIAL HOSPITAL		155	129	45%	284
FLETCHER HEALTH AND REHABILITATION CENTER		283	1	0%	284
AURORA DIAGNOSTICS BERNHARDT LABORATORIES PATHOLOGY SERVICE		190	93	33%	283
FLORIDA KEYS PEDIATRICS & ADOLESCENT CENTER		267	15	5%	282
W FRANK WELLS NURSING HOME		254	28	10%	282
MEDLAB DIAGNOSTICS, LLC		258	22	8%	280
BAYA POINTE NURSING AND REHABILITATION		197	83	30%	280
PERSONALIZED GENETIC TESTING	1	183	95	34%	279
SARAPATH DIAGNOSTICS		156	122	44%	278
VILLAGE PLACE NH LLC		254	24	9%	278
WESTCHESTER GARDENS LIMITED PARTNERSHIP		272	6	2%	278
renaissance health and rehabilitation center		259	19	7%	278
DAVID SCOTT MADWAR MD PA		251	27	10%	278
Crossbreeze care center	1	274	2	1%	277
PRUITT HEALTH-SANTA ROSA		275	2	1%	277
AVON PARK PEDIATRICS INC	3	249	25	9%	277
HARBOURWOOD	1	272	4	1%	277
VILLAGES REGIONAL HOSPITAL SURGERY CENTER LLC, THE		218	58	21%	276
Sunset Point Center		272	4	1%	276
Solaris HealthCare Imperial		268	8	3%	276
Rehabilitation Center for Park Place LLC		265	11	4%	276
DAYTONA BEACH HEALTH AND REHAB CENTER		275			275
CENTERSTONE OF FLORIDA		256	19	7%	275
Glades West Rehabilitation and Nursing Center		266	8	3%	274
NASSAU COUNTY JAIL		229	43	16%	272
BOULEVARD REHABILITATION CENTER		258	14	5%	272

# COVID-19: testing by laboratory

Data through Mar 24, 2021 verified as of Mar 25, 2021 at 09:25 AM

Data in this report are provisional and subject to change.

The numbers in the table below represent the number of Florida and non-Florida residents for whom test results were received by the Department of Health. A person can be tested by more than one laboratory and can have both positive and negative results. **Therefore, the sum of the numbers in each column will be larger than the total number of people tested.**

Reporting lab	Inconclusive	Negative	Positive	Percent positive	Total
STATMED QUICK QUALITY CLINIC AT NORTH PINELLAS		66	206	76%	272
FOUNTAIN INN NURSING & REHABILITATION CTR, INC		265	6	2%	271
HAVEN OF OUR LADY OF PEACE INC		263	8	3%	271
STERLING HOUSE OF DELAND		270	1	0%	271
RITECARE MEDICAL CENTER		194	76	28%	270
WHITE WILSON MEDICAL IMMEDIATE CARE NICEVILLE		53	217	80%	270
CHIPOLA HEALTH AND REHAB		252	17	6%	269
Premier Place at The Glenview		260	9	3%	269
VETERANS AFFAIRS MEDICAL CENTER - MIAMI		2	267	99%	269
Concordia Village of Tampa AL		264	5	2%	269
USA HEALTH UNIVERSITY HOSPITAL CLINICAL LABORATORY	1	258	10	4%	269
ADVENT HEALTH CARE CENTER	9	246	13	5%	268
ADVENT HEALTH CENTRA CARE - ORMOND BEACH		113	155	58%	268
BRENTWOOD RETIREMENT COMMUNITY	5	232	31	12%	268
LUIS A GHIGLINO MD PA		258	9	3%	267
West Melbourne Health and Rehabilitation Center		266	1	0%	267
RIVERWOOD HEALTH NH LLC		227	39	15%	266
WESTWOOD HEALTHCARE SNF		220	46	17%	266
EPWORTH VILLAGE RETIREMENT COMMUNITY		262	4	2%	266
Vi at Lakeside Village Skilled Nursing		254	12	5%	266
SERANADES BY SONATA WEST ORANGE		236	29	11%	265
PROTEUS MOLECULAR AND CLINICAL LAB	1	152	112	42%	265
DE LUNA HEALTH AND REHABILITATION CENTER		240	23	9%	263
BROWARD NURSING & REHABILITATION CTR	8	240	14	5%	262
Chatsworth at PGA National, LLC		250	12	5%	262
PAVILION FOR HEALTHCARE, THE		260	2	1%	262
CHURCH OF SCIENTOLOGY FLAG SERVICE ORGANIZATION		259	3	1%	262
FLORIDA ATLANTIC UNIVERSITY STUDENT HEALTH		222	40	15%	262
MACCLENNY NURSING AND REHAB		244	18	7%	262
CHIPOLA MEDICAL ASSOCIATES, LLC		186	76	29%	262
RENAISSANCE AT THE TERRACES		260	1	0%	261
ARBOR FACILITY INC		258	2	1%	260
CLIFFORD CHESTER SIMS VA NURSING HOME		251	9	3%	260
PEDIATRICS IN BREVARD PA		210	50	19%	260
Surrey Place Healthcare and Rehabilitation		257	2	1%	259
CONSULATE HEALTHCARE OF KISSIMMEE		247	12	5%	259
FIRST CHOICE PRIMARY CARE		207	51	20%	258
ABBOTT LABORATORIES		166	92	36%	258
AZALEA TRACE		245	13	5%	258
ALLIANCE PEDIATRICS PA		253	5	2%	258
FLORIDA WOMAN CARE LABORATORY LLC		232	26	10%	258
LAKESIDE NEUROLOGIC		245	10	4%	255
MARTIN MEMORIAL MEDICAL CENTER LAB		128	126	50%	254
WASHINGTON REHAB AND NURSING		243	10	4%	253
SHELL POINT VILLAGE MEDICAL CENTER		246	7	3%	253
ADVENT HEALTH - ORLANDO		194	59	23%	253
METROPOLITAN HOSPITAL CENTER		246	7	3%	253

# COVID-19: testing by laboratory

Data through Mar 24, 2021 verified as of Mar 25, 2021 at 09:25 AM

Data in this report are provisional and subject to change.

The numbers in the table below represent the number of Florida and non-Florida residents for whom test results were received by the Department of Health. A person can be tested by more than one laboratory and can have both positive and negative results. **Therefore, the sum of the numbers in each column will be larger than the total number of people tested.**

Reporting lab	Inconclusive	Negative	Positive	Percent positive	Total
Solaris Senior Living North Naples ALF		244	9	4%	253
PONTE VEDRA GARDENS		250	1	0%	251
FORT MYERS REHABILITATION AND NURSING CENTER		224	26	10%	250
MIAMI JEWISH HEALTH SYSTEMS, INC	4	237	9	4%	250
BOND CLINIC, PA		183	67	27%	250
Cross Gardens Care Center		249	1	0%	250
FAMILY MEDICAL CARE OF PALM BEACH		190	60	24%	250
NORTH FLORIDA PEDIATRICS - MARIANNA		210	39	16%	249
BUREAU OF CLINICAL LABORATORIES		208	41	16%	249
CARRINGTON PLACE OF ST PETE LLC		242	6	2%	248
ST MARK VILLAGE	1	242	5	2%	248
AMELIA MEDICAL CARE		98	150	60%	248
JACKSONVILLE UNIVERSITY	1	233	13	5%	247
KR at Hillsborough Lakes/Lutz Healthcare		237	10	4%	247
CITY OF PORT SAINT LUCIE		227	19	8%	246
CYPRESS COVE		240	6	2%	246
Heritage Healthcare at Tallahassee		239	7	3%	246
THE VILLAGES REGIONAL HOSPITAL FREESTANDING		222	24	10%	246
AVECINA MOBILE		121	125	51%	246
ADVENTHEALTH EXPRESS CARE AT WESLEY CH		218	27	11%	245
ROSEWOOD HEALTHCARE & REHABILITATION CENTER		239	6	2%	245
LORI MCAULIFFE MD PA		213	31	13%	244
MALABAR/ADVENT CENTRA CARE		48	196	80%	244
APLS SERVICES LLC D/B/A CLEAR DIAGNOSTICS	12	229	2	1%	243
FLORIDA CLINICAL LABORATORY-BIOREFERENCE LABORATORIES		92	151	62%	243
HEARTLAND PEDIATRICS OF LAKE PLACID PA	1	212	30	12%	243
EDGEWATER AT WATERMAN VILLAGE,THE		228	15	6%	243
BAYVIEW CENTER		238	5	2%	243
CONEY ISLAND HOSPITAL		235	7	3%	242
ARCHER HEALTH VENTURES, LLC		217	25	10%	242
ARCPPOINT LABS OF ST PETERSBURG		158	84	35%	242
WALGREENS 10670		212	30	12%	242
TERRACES OF LAKE WORTH CARE CENTER□		229	12	5%	241
GOOD SAMARITAN CARES		236	5	2%	241
HOMESTEAD VILLAGE		229	11	5%	240
FLORIDA STATE HOSPITAL CLINICAL LABORATORY		238	2	1%	240
CLARE BRIDGE OF SARASOTA		238	2	1%	240
AMERICAN HOUSE SENIOR LIVING		189	50	21%	239
UCC - WELLINGTON		3	236	99%	239
PALM GARDEN OF AVENTURA		236	3	1%	239
ORANGE COUNTY HEALTH DEPT		228	11	5%	239
WHITE WILSON MEDICAL CENTER IMMEDIATE CARE		131	108	45%	239
TGH		1	237	100%	238
PARTICLE THEORY LABS		215	22	9%	237
LAKEVIEW INTERNAL MEDICINE		179	58	24%	237
Consulate Health Care of St. Petersburg		229	7	3%	236
FELLOWSHIP HOME AT THE FAIRWAY LLC		229	7	3%	236



# COVID-19: testing by laboratory

Data through Mar 24, 2021 verified as of Mar 25, 2021 at 09:25 AM

Data in this report are provisional and subject to change.

The numbers in the table below represent the number of Florida and non-Florida residents for whom test results were received by the Department of Health. A person can be tested by more than one laboratory and can have both positive and negative results. **Therefore, the sum of the numbers in each column will be larger than the total number of people tested.**

Reporting lab	Inconclusive	Negative	Positive	Percent positive	Total
ST AUGUSTINE HEALTH & REHAB CENTER		235	1	0%	236
220 GOLDEN, LLC	1	218	16	7%	235
REGENTS PARK AT AVENTURA		221	14	6%	235
OAK HAMMOCK AT THE UNIVERSITY OF FLORIDA		229	6	3%	235
BAY TREE CARE AND REHABILITATION CENTER		197	38	16%	235
SEAVIEW NURSING AND REHABILITATION CENTER		225	9	4%	234
Chatham Glen Healthcare and Rehabilitation Center		226	8	3%	234
ATLANTIC URGENT CARE		155	78	33%	233
SUNCOAST URGENT CARE		178	55	24%	233
MANDARIN PEDIATRICS		210	22	9%	232
HOLISTIC PEDIATRICS GROUP LLC		210	21	9%	231
PENSACOLA PEDIATRICS - PACE		219	12	5%	231
University Crossing		231			231
ARDEN COURTS OF TAMPA	2	224	5	2%	231
PALM BEACH COUNTY FIREFIGHTERS HEALTH CLINIC, LLC		189	41	18%	230
LYNN HAVEN SPORTS COMPLEX-WALKON CLINIC		21	209	91%	230
Lake Port Square Health Center		212	18	8%	230
ManorCare Health Services-Palm Harbor	1	229			230
MIAMI CEREBRAL PALSY RESIDENTIAL		227	1	0%	228
AVANTE AT ORMOND BEACH INC		221	6	3%	227
PBC FIREFIGHTER BENEFIT FUND WELLNESS CENTER		186	41	18%	227
PARKS HEALTHCARE & REHABILITATION CTR	4	211	11	5%	226
Lakewood Nursing Center		197	29	13%	226
POMPANO REHABILITATION AND NURSING CTR		226			226
SAMIR EBEID MD		203	23	10%	226
CCS - JOSEPH V CONTE		223	2	1%	225
JACKSONVILLE VA UNIVERSITY OPC	4	215	6	3%	225
WIREGRASS DIRECT PRIMARY CARE PLLC		190	33	15%	223
DISCOVERY VILLAGE AT MELBOURNE		196	27	12%	223
LEHIGH VALLEY GENOMICS			223	100%	223
THE RESIDENCE AT TIMBER PINES	4	194	25	11%	223
NORTH FLORIDA PEDIATRICS PA - DUVAL		193	29	13%	222
SURREY PLACE CARE CENTER		216	6	3%	222
Orchid Cove at Sarasota		221	1	0%	222
EDGEWOOD NURSING CENTER		213	9	4%	222
ASCENSION MEDICAL GROUP		5	217	98%	222
CONCIMED LLC		199	23	10%	222
PINNACLES PEDS CARE PA		222			222
ST ANTHONYS REHABILITATION HOSPITAL	9	211	2	1%	222
BHA TITUSVILLE CLINIC		209	12	5%	221
FORT PIERCE HEALTH CARE		214	7	3%	221
VI AT BENTLEY VILLAGE HOME CARE		220	1	0%	221
Signature healthcare of Jacksonville		215	5	2%	220
CORAL REEF NURSING & REHABILITATION CENTER		213	6	3%	219
WOOD LAKE HEALTH AND REHABILITATION CENTER		219			219
Boynton Beach Rehabilitation Center	2	213	4	2%	219
ANGELS DIAGNOSTIC GROUP		174	45	21%	219

# COVID-19: testing by laboratory

Data through Mar 24, 2021 verified as of Mar 25, 2021 at 09:25 AM

Data in this report are provisional and subject to change.

The numbers in the table below represent the number of Florida and non-Florida residents for whom test results were received by the Department of Health. A person can be tested by more than one laboratory and can have both positive and negative results. **Therefore, the sum of the numbers in each column will be larger than the total number of people tested.**

Reporting lab	Inconclusive	Negative	Positive	Percent positive	Total
ADVENT HEALTH CENTRA CARE - DAYTONA BEACH		94	124	57%	218
LCS SANDHILL COVE LLC DBA	6	203	9	4%	218
PADDOCK RIDGE		215	3	1%	218
EVENT MED SERVICES LABORATORY		213	5	2%	218
JUPITER MEDICAL CENTER URGENT CENTER		177	41	19%	218
NSPIRE HEALTHCARE LAUDERHILL		212	6	3%	218
AFTER HOURS PEDIATRICS INC	1	1	215	99%	217
THE MANOR AT CARPENTERS		185	32	15%	217
LAKE PORT SQUARE		200	17	8%	217
ST. CLOUD REGIONAL MEDICAL CENTER		199	18	8%	217
MADISON FACILITY INC		216	1	0%	217
CORAL GABLES NURSING & REHABILITATION CENTER		206	10	5%	216
MARTIN ACQUISITION 1 LLC DBA		202	14	6%	216
BROOKDALE ATRIM WAY		210	6	3%	216
DOCTORS MEMORIAL FAMILY MEDICINE	2	148	65	30%	215
ADVENT HEALTH - LAKE NONA		186	29	13%	215
GATEWAY/ADVENT CENTRA CARE	1	24	190	88%	215
CHILDREN MED CARE INC		182	33	15%	215
COLONY CLUB ALF,THE	1	201	13	6%	215
VETERANS AFFAIRS ORLANDO VA MEDICAL CENTER			215	100%	215
ST VINCENT'S AMBULATORY CARE INC DBA	2	181	31	14%	214
HOSPICE OF ST FRANCIS INC□		207	7	3%	214
BLOCK, NATION, CHASE, AND SMOLEN FAMILY MEDICINE		157	57	27%	214
ELLENTON PEDIATRICS PA		200	14	7%	214
KEY LARGO - LARGO CARGO		193	21	10%	214
Consulate Healthcare of West Palm Beach		197	16	8%	213
MORSELIFE MEMORY CARE RESIDENCE		204	9	4%	213
BORLAND GROOVER CLINIC	1	174	37	17%	212
Bayside Health and Rehabilitation		181	31	15%	212
CONSULATE HEALTH CARE OF WINTER HAVEN		209	3	1%	212
San Jose Health & Reabilitation		206	6	3%	212
LIFE CARE CENTER OF PORT ST. LUCIE		200	12	6%	212
Avante at Lake Worth, Inc.		210	2	1%	212
POCONO MEDICAL CENTER		212			212
SUPERIOR RESIDENCES OF PANAMA CITY BEACH		205	6	3%	211
FLAGLER COUNTY DETENTION CENTER		199	12	6%	211
MACTOWN, INC		209	2	1%	211
IMA MEDICAL GROUP		143	68	32%	211
BODYK		207	4	2%	211
SUNRISE DIAGNOSTIC LABORATORY		158	53	25%	211
LAKESIDE HEALTH CENTER		210			210
Royal Oaks Nursing and Rehab		209	1	0%	210
HEALTH FIRST - HOLMES REGIONAL MEDICAL CENTER		32	178	85%	210
GOOD SAMARITAN SOCIETY OF DELAND		199	11	5%	210
GUEST HOUSE OCALA, THE		204	6	3%	210
CCS - PAUL REIN DETENTION FACILITY		144	66	31%	210
DOS OF NORTH SHORES NURSING & REHAB CENTER		210			210



# COVID-19: testing by laboratory

Data through Mar 24, 2021 verified as of Mar 25, 2021 at 09:25 AM

Data in this report are provisional and subject to change.

The numbers in the table below represent the number of Florida and non-Florida residents for whom test results were received by the Department of Health. A person can be tested by more than one laboratory and can have both positive and negative results. **Therefore, the sum of the numbers in each column will be larger than the total number of people tested.**

Reporting lab	Inconclusive	Negative	Positive	Percent positive	Total
Taylor Care Center		204	5	2%	209
SPRINGS AT LAKE POINTE WOODS		207	2	1%	209
The Palace Nursing and Rehabilitation Center		209			209
Whispering Oaks	11	175	23	11%	209
Nspire Health Care Kendall		199	10	5%	209
Flagler Health and Rehabilitation		205	3	1%	208
BAY VUE NURSING AND REHABILITATION CENTER		198	10	5%	208
FULGENT GENETICS	2	166	40	19%	208
INN AT ASTON GARDENS, THE		200	7	3%	207
PALMS MEDICAL GROUP HIGH SPRINGS		174	33	16%	207
SOLARIS SENIOR LIVING VERO BEACH		199	8	4%	207
OAKBROOK HEALTH AND REHABILITATION CENTER	1	192	14	7%	207
ST PETERSBURG PEDIATRICS-EAST BAY	1	171	34	17%	206
MATHISON RETIREMENT COMMUNITY, INC	1	196	8	4%	205
Cross Terrace REhabilitation		203	2	1%	205
PATHWAY PHARMACY		170	34	17%	204
Sunnyside Nursing Home		201	3	1%	204
SANDY PINES	2	183	19	9%	204
PCB CLINIC		159	45	22%	204
DISCOVERY VILLAGE AT NAPLES		187	17	8%	204
GLENRIDGE ON PALMER RANCH,THE		195	8	4%	203
BROOKDALE OF SPRING HILL	9	192	2	1%	203
JUPITER MEDICAL CENTER URGENT CARE - STUART		151	51	25%	202
ADVENT HEALTH CENTRA CARE - APOPKA NORTH		172	30	15%	202
PATHGROUP LABS LLC		97	105	52%	202
POLK COUNTY HEALTH DEPARTMENT		178	24	12%	202
FLORIDA HEALTH CARE PLAN INC		2	200	99%	202
STERLING HOUSE OF WINTER HAVEN		198	3	1%	201
ARDEN COURTS OF SEMINOLE		160	41	20%	201
Governors Creek Health and Rehabilitation	1	198	2	1%	201
The Waterford		198	3	1%	201
CONSULATE HEALTH CARE OF MELBOURNE		196	5	2%	201
VAMC WEST PALM LAB		5	196	98%	201
HERITAGE HEALTHCARE AND REHABILITATION CENTER		195	5	3%	200
PALM HARBOR FAMILY PRACTICE & WALK-IN		153	47	24%	200
LAKE VIEW CARE CENTER AT DELRAY		193	6	3%	199
SOUTHLAND SUITES OF ORMOND BEACH	4	195			199
ADVENT HEALTH - CARROLLWOOD	4	169	26	13%	199
ADVANCED MEDICAL GROUP		1	198	99%	199
BOCA RATON REHABILITATION CENTER	4	192	3	2%	199
Avante of Boca Raton		198			198
GRACE PEDIATRICS		167	31	16%	198
FARAH MEDICAL		184	14	7%	198
ST JOSEPH'S HOSPITAL LABORATORY			198	100%	198
DEPARTMENT OF HEALTH & HUMAN SERVICES		198			198
LAUREL POINT CARE ACQUISITION LLC DBA SANDGATE GARDENS REHAB AND NURSI		171	27	14%	198
BRADEN RIVER REHABILITATION CENTER LLC		196	1	1%	197

# COVID-19: testing by laboratory

Data through Mar 24, 2021 verified as of Mar 25, 2021 at 09:25 AM

Data in this report are provisional and subject to change.

The numbers in the table below represent the number of Florida and non-Florida residents for whom test results were received by the Department of Health. A person can be tested by more than one laboratory and can have both positive and negative results. **Therefore, the sum of the numbers in each column will be larger than the total number of people tested.**

Reporting lab	Inconclusive	Negative	Positive	Percent positive	Total
MIRACLE HILL NURSING & REHABILITATION CENTER INC		191	6	3%	197
NO FLORIDA PEDIATRICS, PA		169	27	14%	196
ABBIEJEAN RUSSELL CARE CENTER☐		195	1	1%	196
Avante at Melbourne		193	3	2%	196
Heritage Park Rehabilitation & Healthcare		177	18	9%	195
TARPON POINT NURSING AND REHABILITATION CENTER		192	3	2%	195
UNIVERSITY OF MIAMI		68	127	65%	195
AMA MEDICAL GROUP LLC		162	32	16%	194
BARTRAM CROSSING		194			194
BRUCE S WEST MD	1	192	1	1%	194
BEACON AT GULF BREEZE, THE	2	181	11	6%	194
SARNO EXTENDED HOURS		124	69	36%	193
TUSCAN GARDENS OF PALM COAST		188	5	3%	193
MARION AND BERNARD L SAMSON NURSING CENTER		189	4	2%	193
KINDRED HOSPITAL THE PALM BEACHES		187	5	3%	192
FINLAY CLINICAL LABORATORY INC	1	39	152	79%	192
NEW YORK CITY DEPARTMENT OF HEALTH & MENTAL		158	34	18%	192
CYPRESS POINT LIVING, LLC		177	15	8%	192
MEDICAL CONSULTANTS OF FLORIDA LLC	1	157	33	17%	191
HEALTH LINK DIAGNOSTIC LABORATORIES		182	9	5%	191
LAB CORP	1	111	79	41%	191
PARK MEADOWS HEALTH AND REHABILITATION CENTER		191			191
WALGREENS 4915	1	170	19	10%	190
CARENOW LAKE MARY		45	145	76%	190
NEO GENOMICS - FORT MYERS	1	183	6	3%	190
KENILWORTH CARE & REHABILITATION CENTER		179	11	6%	190
HOSPITAL FOR SPECIAL SURGERY		187	3	2%	190
MILLENNIUM PHYSICIAN GROUP LLC		165	24	13%	189
RIVERWOOD CENTER,THE☐		179	10	5%	189
BARKLEY PLACE	1	184	4	2%	189
FIRST CHOICE PEDIATRICS SEMORAN		98	91	48%	189
PATRIOT MEDICAL LABORATORIES		181	8	4%	189
WOMEN’S CARE FLORIDA LABORATORY		183	5	3%	188
OCEAN REEF MEDICAL CENTER		150	38	20%	188
LEESBURG PEDIATRICS		161	27	14%	188
PLANTATION NURSING & REHAB CENTER		187			187
VIERA MANOR ASSISTED LIVING RESIDENCE		179	7	4%	186
LABCORP BURLINGTON		148	38	20%	186
CSL PLASMA		31	155	83%	186
HIGHLANDS URGENT CARE			186	100%	186
YOUR FAMILY WALK-IN CLINIC		13	173	93%	186
The Ponce Therapy Care Center		182	4	2%	186
GULF COAST MEDICAL CENTER		182	4	2%	186
CRYSTAL RIVER HEALTH & REHAB		185	1	1%	186
ANTHEM LAKES LLC		151	35	19%	186
ALLSOUTH URGENT CARE		19	167	90%	186
PINELLAS CARE CENTER		151	34	18%	185

# COVID-19: testing by laboratory

Data through Mar 24, 2021 verified as of Mar 25, 2021 at 09:25 AM

Data in this report are provisional and subject to change.

The numbers in the table below represent the number of Florida and non-Florida residents for whom test results were received by the Department of Health. A person can be tested by more than one laboratory and can have both positive and negative results. **Therefore, the sum of the numbers in each column will be larger than the total number of people tested.**

Reporting lab	Inconclusive	Negative	Positive	Percent positive	Total
MIDWAY PRIMARY CARE, LLC	11	103	71	38%	185
NIGHT LITE PEDIATRICS WINTER GARDEN		144	41	22%	185
ADVENT		172	13	7%	185
LIFE CARE CENTER OF ALTAMONTE SPRINGS		157	27	15%	184
GEORGIA DEPARTMENT OF PUBLIC HEALTH	1	5	178	97%	184
BAPTIST HEALTH PRIMARY CARE	1	134	49	27%	184
MIAMI VA HEALTHCARE SYSTEM			184	100%	184
JACKSONVILLE NURSING AND REHAB CENTER		176	8	4%	184
ST. JAMES BAY HEALTH AND REHABILITATION CENTER		183	1	1%	184
CANTERFIELD OF CLAY COUNTY		146	38	21%	184
ADVENT HEALTH CENTRA CARE - WESLEY CHAPEL		13	170	93%	183
BAPTIST HEALTH URGENT CARE AT PLANTATION		147	36	20%	183
STAR CARE		159	23	13%	182
BROOKDALE ORANGE PARK		181	1	1%	182
SOUTH BALDWIN REGIONAL MEDICAL CENTER		170	12	7%	182
PHYSICIANS REGIONAL MEDICAL CENTER - PINE RIDGE		20	162	89%	182
HAWKINS FAMILY MEDICINE LLC	1	130	51	28%	182
NADAL PEDIATRICS - VICTORIA STREET (3385)		153	28	15%	181
MEDICATION ROOMS-CSU/CI NURSE STATION	1	169	11	6%	181
GLADES HEALTH CARE CENTER		178	3	2%	181
EDWARD J HEALEY REHAB & NURSING CENTER		181			181
Emory L Bennett State Veterans Nursing Home		178	3	2%	181
STERLING HOUSE OF PUNTA GORDA		179	1	1%	180
ZON BEACHSIDE LLC		142	37	21%	179
SUNY UPSTATE MEDICAL UNIVERSITY		164	15	8%	179
ARDEN COURTS OF LARGO FL, LLC		156	22	12%	178
PRIMECARE OF DOTHAN		124	54	30%	178
JUNO DERMATOLOGY LLC		161	17	10%	178
TUSCAN GARDENS OF VENETIA MANAGEMENT COMPANY		163	14	8%	177
ADVENT HEALTH CENTRA CARE - CARROLLWOOD		5	172	97%	177
ALL SEASONS NAPLES LLC		172	5	3%	177
ROSECASTLE OF CITRUS		147	30	17%	177
Sunrise Health and Rehabilitation Center		168	8	5%	176
GENE BY GENE		61	115	65%	176
WORKPLACE SCREENING INTELLIGENCE			176	100%	176
SENIOR LIVING VII TAMPA LLC	1	166	9	5%	176
CONCORD LIFE SCIENCES LLC	2	157	17	10%	176
SUMMERFIELD EMERGENCY ROOM		132	44	25%	176
GEORGE SAFRAN MD PC		162	13	7%	175
FLORIDA DEPARTMENT OF HEALTH IN TAYLOR COUNTY	1	131	43	25%	175
CARE CENTERS OF NASSAU		172	3	2%	175
PEDIATRIC SPECIALISTS MEDICAL GROUP	1	162	12	7%	175
ORLANDO HEALTH EMERGENCY DEPARTMENT		163	12	7%	175
CANTERFIELD OF OCALA, LLC		163	11	6%	174
QUICK CARE MED LLC	1	121	52	30%	174
BENDERSON FAMILY SKILLED NURSING AND		157	17	10%	174
The Inn at Sarasota Bay Club		172	2	1%	174

# COVID-19: testing by laboratory

Data through Mar 24, 2021 verified as of Mar 25, 2021 at 09:25 AM

Data in this report are provisional and subject to change.

The numbers in the table below represent the number of Florida and non-Florida residents for whom test results were received by the Department of Health. A person can be tested by more than one laboratory and can have both positive and negative results. **Therefore, the sum of the numbers in each column will be larger than the total number of people tested.**

Reporting lab	Inconclusive	Negative	Positive	Percent positive	Total
ARDEN COURTS OF FORT MYERS		168	6	3%	174
EXOSOME DIAGNOSTICS	1	154	19	11%	174
ASTON GARDENS AT PELICAN MARSH		169	5	3%	174
US MEDICAL CARE, INC		155	19	11%	174
ANCHOR CARE AND REHABILITATION CENTER		173	1	1%	174
DOLPHIN POINTE HEALTH CARE LLC		153	20	12%	173
NORTH FLORIDA INTERNAL MEDICINE PA		138	34	20%	172
CENTRAL FLORIDA HEALTHCARE GROUP LLC		151	21	12%	172
FORT WALTON REHABILITATION CENTER		133	39	23%	172
ORLANDO ORTHOPAEDIC OUTPATIENT SURGERY CENTER LLC		168	3	2%	171
BAY EDUCATORS WELLNESS CENTER		114	57	33%	171
ROSECASTLE OF ZEPHRHILLS		168	3	2%	171
BROOKDALE FORT MYERS THE COLONY		167	4	2%	171
PEDIATRICS OF GREATER ORLANDO		146	24	14%	170
BRIGHTON EGGERT PHARMACY INC		163	7	4%	170
FLORIDA DEPARTMENT OF HEALTH IN ALACHUA COUNTY -		156	14	8%	170
Life Care Center of Orlando		164	5	3%	169
MID FLORIDA PATHOLOGY LLC MOBILE UNIT #4		118	51	30%	169
HEALTHPOINT MED GRP OF THE EMERALD COAST LLC		137	32	19%	169
ARDEN COURTS OF DELRAY BEACH FL LLC	3	156	10	6%	169
HIGHLANDS LAKE CENTER		165	4	2%	169
HUNT CLUB PEDIATRIC ASSOCIATES PA		106	63	37%	169
NAIA		167	1	1%	168
WILLISTON PEDIATRICS PA	1	139	28	17%	168
A PLUS PEDIATRICS		146	22	13%	168
PANAMA CITY DEVELOPMENTAL CENTER□		168			168
SUWANNEE VALLEY NURSING CENTER		154	14	8%	168
URGENT CARE OF THE PALM BEACHES, NORTH PALM BEACH			167	100%	167
LAKE REGIONAL URGENT CARE		11	156	93%	167
ADVENT HEALTH CENTRA CARE - TEMPLE TERRACE	1	103	63	38%	167
COASTAL INTERNAL MEDICINE		128	38	23%	166
MEADOWCREST FAMILY PHYSICIANS		97	69	42%	166
MOBILE INFIRMARY MED CENTER PATH LAB		151	15	9%	166
THE ARLINGTON OF NAPLES INC.		162	3	2%	165
CITRUS HEALTH AND REHAB		132	33	20%	165
OSPREY VILLAGE AT AMELIA ISLAND LTD		155	10	6%	165
CAYUGA MEDICAL CENTER AT ITHACA		160	5	3%	165
MCW MENTAL HEALTH LLC		160	4	2%	164
LAKEVIEW TERRACE RETIREMENT COMMUNITY		147	17	10%	164
COLLIER PHARMACY		132	32	20%	164
BONITA PHARMACY		148	16	10%	164
Hampton Court Nursing and Rehabilitation Center		162	2	1%	164
CAREATC CITY OF TAMPA		136	28	17%	164
SIGNATURE HEALTHCARE OF ORANGE PARK		161	3	2%	164
RIVERSIDE RECOVERY OF TAMPA		162	1	1%	163
TRI COUNTY NURSING HOME		162	1	1%	163
BRADENTON HEALTH CARE		163			163



# COVID-19: testing by laboratory

Data through Mar 24, 2021 verified as of Mar 25, 2021 at 09:25 AM

Data in this report are provisional and subject to change.

The numbers in the table below represent the number of Florida and non-Florida residents for whom test results were received by the Department of Health. A person can be tested by more than one laboratory and can have both positive and negative results. **Therefore, the sum of the numbers in each column will be larger than the total number of people tested.**

Reporting lab	Inconclusive	Negative	Positive	Percent positive	Total
WOODBIDGE FACILITY INC		158	5	3%	163
ADVENT HEALTH - PALM HARBOR ER		129	34	21%	163
PRECISION GENETICS, INC		157	6	4%	163
REGENCY PARK		144	18	11%	162
WESLEY HAVEN VILLA	1	127	34	21%	162
SACRED HEART HEALTH SYSTEM INC		130	31	19%	161
CHARTER SENIOR LIVING OF PANAMA CITY BEACH		140	21	13%	161
SUNLIFE PHARMACY		144	17	11%	161
SOMERBY LAKE NONA		154	7	4%	161
VIPEDIATRICS PLLC		146	15	9%	161
PROFESSIONAL URGENT CARE SERVICES		125	36	22%	161
NORTH BEACH REHABILITATION CENTER		158	2	1%	160
AMERICAN FAMILY MEDICAL LLC		120	40	25%	160
GREENBRIAR REHABILITATION AND NURSING CENTER	1	159			160
ARCADIA HEALTH AND REHABILITATION CENTER		100	60	38%	160
KEYSTONE REHAB		160			160
VILLA MARIA WEST SKILLED NURSING FACILITY		153	7	4%	160
FINNISH AMERICAN REST HOME-ALF		158	2	1%	160
VITAS HEALTHCARE CORPORATION OF FL		144	15	9%	159
EAST NEW YORK DIAGNOSTIC AND TREATMENT		151	8	5%	159
BROOKDALE PENSACOLA		158	1	1%	159
WEST COAST FAMILY MEDICAL CARE		125	34	21%	159
ESCAMBIA COUNTY JAIL DETENTION DIVISION		154	5	3%	159
TERRACE AT HOBE SOUND, THE	1	153	4	3%	158
WUESTHOFF REF LABORATORY			158	100%	158
DOCTORS MEMORIAL FAMILY PRACTICE	2	119	36	23%	157
HIALEAH SHORES NURSING AND REHAB CENTER		149	8	5%	157
NORTH PORT REHABILITATION AND NURSING CENTER		155	1	1%	156
Englewood Healthcare and Rehab		141	15	10%	156
TIMBERRIDGE NURSING HOME & REHAB		123	33	21%	156
KRYSTAL BAY NURSING AND REHABILITATION		151	5	3%	156
Kindred Hospital South Florida Hollywood SNU		149	7	4%	156
DESOTO PALMS ALF		151	5	3%	156
COCOA BEACH/ADVENT CENTRA		41	114	74%	155
WILTON MANORS HEALTH & REHABILITATION CENTER		146	9	6%	155
DIAMOND RIDGE		147	7	5%	154
POINTE, THE		126	28	18%	154
PRUITT HEALTH		152	2	1%	154
VILLAGE PEDIATRICS LLC		126	28	18%	154
PALMETTTO FACILITY INC	1	153			154
FAWCETT MEMORIAL HOSPITAL-LAB		39	115	75%	154
ALL FLORIDA FAMILY AND SPORTS MEDICINE		134	20	13%	154
NAPHCARE, INC AT MANATEE COUNTY JAIL		128	25	16%	153
BENTON HOUSE AT OAKLEAF		122	30	20%	152
PROVIDENCE HOSPITAL LABORATORY		144	8	5%	152
QUEENS HOSPITAL CENTER	1	141	10	7%	152
FHMG-FLORIDA HOSPITAL MEDICAL GROUP		128	24	16%	152

# COVID-19: testing by laboratory

Data through Mar 24, 2021 verified as of Mar 25, 2021 at 09:25 AM

Data in this report are provisional and subject to change.

The numbers in the table below represent the number of Florida and non-Florida residents for whom test results were received by the Department of Health. A person can be tested by more than one laboratory and can have both positive and negative results. **Therefore, the sum of the numbers in each column will be larger than the total number of people tested.**

Reporting lab	Inconclusive	Negative	Positive	Percent positive	Total
SUNNY HILLS ALF OF SEBRING INC		140	12	8%	152
NO FLORIDA PEDIATRICS, PA - BRADFORD		123	29	19%	152
NAVARRE GARDENS LLC		126	25	17%	151
PHYSICIAN PARTNERS PERRY		87	64	42%	151
Madison Health and Rehabilitation Center		115	36	24%	151
RDV SPORTSPLEX PEDIATRICS		123	27	18%	150
LABORATORY OF FLORIDA		97	53	35%	150
VIERA DEL MAR HEALTH AND REHABILITATION CENTER		146	4	3%	150
The Crossroads		149	1	1%	150
QUALITY URGENT CARE AND WELLNESS PL	3	105	42	28%	150
CORE BIO LABS		76	74	49%	150
GRAVITY DIAGNOSTICS		56	94	63%	150
LIFE BRITE		133	16	11%	149
ADVENTHEALTH HOSPICE CARE CENTRAL FLORIDA		145	4	3%	149
PRECISION HEALTH RESOURCES, LLC	1	133	15	10%	149
GOLD CHOICE SENIOR COMMUNITIES		109	40	27%	149
REFUAH HEALTH CENTER LABORATORY		142	7	5%	149
F&T MEDICAL RESEARCH, INC		149			149
WRIGHTS HEALTH CARE AND REHABILITATION CENTER		118	30	20%	148
LAKE WALES OPERATING GROUP LLC		143	5	3%	148
MILLENNIUM LAB SERVICES			148	100%	148
SEAGRASS VILLAGE FLEMING ISLAND		110	37	25%	147
MACKOUL PEDIATRICS FORT MYERS		130	17	12%	147
CRANE CENTER		116	31	21%	147
CROSSWINDS HEALTH AND REHABILITATION CENTER	1	144	2	1%	147
SONATA COCONUT CREEK	2	122	23	16%	147
JACKSON COUNTY HEALTH DEPARTMENT		101	46	31%	147
Quail Run Health Care Center		146			146
ALLCARE MEDICAL CENTERS PC		122	24	16%	146
PALM BEACH COUNTY HEALTH DEPT LAB	4	136	6	4%	146
CLEARWATER STATMED QUICK QUALITY CLINICS		42	104	71%	146
WALGREENS 6221		129	17	12%	146
CLERMONT URGENT CARE			146	100%	146
REGENCY CARE OF BLOUNTSTOWN LLC		135	10	7%	145
FAMILY EXTENDED CARE OF CENTRAL TAMPA		127	18	12%	145
WEDGEWOOD HEALTHCARE CENTER		93	52	36%	145
Lehigh Acres Health and Rehabilitation		134	11	8%	145
ABSOLUTE HEALTH INTERNAL MEDICINE AND PEDIATRICS		128	17	12%	145
TUSCAN ISLE CHAMPIONSGATE OP CO LLC		143	2	1%	145
FLORIDA HEALTH CARE PLANS INC		2	143	99%	145
BROOKDALE CAPE CORAL		145			145
RITE MEDICAL CARE PC		142	2	1%	144
ADVENTHEALTH CENTRA CARE PONCIANA	1	81	62	43%	144
CHERRY OAK PALM BEACH COUNTY		136	8	6%	144
D PEDIATRICS		127	17	12%	144
NCRNC INC		140	4	3%	144
DAYSPRING VILLAGE		121	22	15%	143



# COVID-19: testing by laboratory

Data through Mar 24, 2021 verified as of Mar 25, 2021 at 09:25 AM

Data in this report are provisional and subject to change.

The numbers in the table below represent the number of Florida and non-Florida residents for whom test results were received by the Department of Health. A person can be tested by more than one laboratory and can have both positive and negative results. **Therefore, the sum of the numbers in each column will be larger than the total number of people tested.**

Reporting lab	Inconclusive	Negative	Positive	Percent positive	Total
JEFFERY WEINZWEIG		2	141	99%	143
GULFCOAST PEDIATRICS		134	8	6%	142
Peninsula Care and Rehab		130	12	8%	142
NEMOURS CHILDREN'S URGENT CARE		80	62	44%	142
OAKHURST CENTER		135	7	5%	142
PORT ST LUCIE REHABILITATION AND HEALTHCARE		98	43	30%	141
FIRST CHOICE PEDIATRICS INC		130	11	8%	141
NOVARI CARE LLC		97	44	31%	141
OAKS OF KISSIMMEE HEALTH AND REHABILITATION CENTER		138	3	2%	141
UNITED CLINICAL LABORATORIES		132	9	6%	141
MAINSTREAM DIAGNOSTIC LABORATORY LLC		121	19	14%	140
Gulf Coast Healthcare (Longwood Health and Rehab		118	21	15%	139
GRAND OAKS HEALTH & REHABILITATION		138	1	1%	139
DB MD		123	16	12%	139
ADVENT HEALTH CENTRA CARE - DELAND		28	110	80%	138
ADVENT HEALTH CENTRA CARE - CITRUS PARK		9	129	93%	138
PENSACOLA PEDIATRICS MILTON		126	12	9%	138
HEARTLAND HEALTHCARE AND REHAB CENTER		116	22	16%	138
LabCorp L#09258090 M#09258105		74	64	46%	138
SMILEY MEDICAL GROUP		108	30	22%	138
AMERICAN PATHOLOGY PARTNERS		136	2	1%	138
EMBRY RIDDLE AERONAUTICAL UNIVERSITY HEALTH SERVICES		1	137	99%	138
CARENOW URGENT CARE - LAKE MARY			137	100%	137
Centre Pointe Health and Rehabilitation Center		126	11	8%	137
MANOR AT BLUEWATER BAY		131	6	4%	137
SPRING HAVEN RETIREMENT	1	133	3	2%	137
GATEWAY CARE CENTER		136	1	1%	137
PEDIATRIC ASSOCIATES AT ARGYLE PA		131	6	4%	137
Jacaranda Manor		136	1	1%	137
MV MEDICAL PRACTICE DBA PRIMARY URGENT CARE		130	7	5%	137
PPC-LAB EDI ORCHARD BI		129	8	6%	137
JEFFERSON COUNTY HEALTH DEPARTMENT-MONTICELLO		105	31	23%	136
CLARE BRIDGE OF CAPE CORAL	1	135			136
WINDSOR OF LAKEWOOD RANCH,THE		134	2	1%	136
ENCOMPASS HEALTH REHABILITATION OF SEA PINES		135	1	1%	136
SHC College Park		135	1	1%	136
PROVISTA DIAGNOSTICS, INC		133	3	2%	136
LONGWOOD HEALTH AND REHABILITATION CENTER		124	12	9%	136
SONATA DELRAY BEACH		125	11	8%	136
ADVENT HEALTH CENTRA CARE - ORANGE CITY	1	53	82	60%	136
KINDRED HOSPITAL MELBOURNE	1	131	4	3%	136
BVM THE BRIDGES LLC		136			136
KINDRED HOSPITAL - SOUTH FLORIDA		132	3	2%	135
IRL MARKET LAB ALACHUA		104	31	23%	135
PROMPT CARE OF CENTRAL FLORIDA			135	100%	135
PEDIATRIC CARE CENTER		135			135
DAYSPRING SENIOR LIVING LLC		133	2	1%	135

# COVID-19: testing by laboratory

Data through Mar 24, 2021 verified as of Mar 25, 2021 at 09:25 AM

Data in this report are provisional and subject to change.

The numbers in the table below represent the number of Florida and non-Florida residents for whom test results were received by the Department of Health. A person can be tested by more than one laboratory and can have both positive and negative results. **Therefore, the sum of the numbers in each column will be larger than the total number of people tested.**

Reporting lab	Inconclusive	Negative	Positive	Percent positive	Total
CITRUS MEMORIAL HOSPITAL			135	100%	135
FAWCETT MEMORIAL HOSPITAL LABORATORY			135	100%	135
MED COMP SCIENCES		1	134	99%	135
DOCTOR'S IN HOUSE LABORATORY		18	116	87%	134
ADVENTHEALTH MEDICAL GROUP FAMILY MEDICINE AT		103	31	23%	134
LIFE CARE CENTER OF JACKSONVILLE		113	21	16%	134
TRADITION MEDICAL CENTER LABORATORY		51	83	62%	134
ADVANCED MEDICAL CENTER		86	48	36%	134
STEWART MEDICAL GROUP		34	100	75%	134
Lakeside Nursing and Rehabilitation Center	1	107	25	19%	133
JPR URGENT MEDICAL CARE		131	2	2%	133
WILLOWBROOKE COURT AT ST ANDREWS ESTATES		128	5	4%	133
TGH URGENT CARE – SEMINOLE			133	100%	133
SOUTH CAMPUS FACILITY INC		122	11	8%	133
ISLAND HEALTH AND REHABILITATION CENTER		132	1	1%	133
CLINICA HISPANA		1	132	99%	133
AMERICAN HOUSE-BONITA SPRINGS		131	1	1%	132
THE REHABILITATION CENTER OF LAKE CITY		127	5	4%	132
ARIZONA DEPARTMENT OF HEALTH SERVICES		5	127	96%	132
RESEARCH CENTERS OF AMERICA, LLC		109	23	17%	132
AHEC CLINIC		7	125	95%	132
HARBORCHASE OF VERO BEACH	1	115	15	11%	131
INTEGRATED REGIONAL LABORATORIES		119	12	9%	131
THE WELLNESS CENTER AT LAKEWOOD RANCH		43	88	67%	131
CENTRACARE		17	114	87%	131
LAKELAND REGIONAL HEALTH LAKE MIRIAM	2	87	42	32%	131
FOUNTAINS OF HOPE LLC, THE		130	1	1%	131
SONATA WEST		129	2	2%	131
GARDENS HEALTH NH LLC		127	3	2%	130
MOOSEHAVEN LIFE CARE CENTER		130			130
MEASE COUNTRYSIDE HOSPITAL		1	129	99%	130
SONNIS PEDIATRICS PA		116	13	10%	129
WILLOW BROOKE COURT AT AZALEA TRACE		128	1	1%	129
VITAS HEALTHCARE		119	10	8%	129
BMHSI-AEL MICROBIOLOGY LABORATORY	2	102	25	19%	129
STUART - FAIRGROUNDS		113	16	12%	129
TRI-COUNTY NURSING HOME		117	12	9%	129
The Crossings		127	2	2%	129
CHARLES CROFT MD	1	126	1	1%	128
QUICK CARE MED PL CR		80	48	38%	128
GESSLER CLINIC PA		98	29	23%	127
HAZELDEN FLORIDA	1	123	3	2%	127
SHOAL CREEK REHABILITATION CENTER		85	42	33%	127
APOLLO HEALTH & REHABILITATION		121	6	5%	127
HILLSBOROUGH COUNTY DEVELOPMENTAL CTR	1	117	9	7%	127
CVS		33	94	74%	127
ATMORE COMMUNITY HOSPITAL LABORATORY		99	27	21%	126

# COVID-19: testing by laboratory

Data through Mar 24, 2021 verified as of Mar 25, 2021 at 09:25 AM

Data in this report are provisional and subject to change.

The numbers in the table below represent the number of Florida and non-Florida residents for whom test results were received by the Department of Health. A person can be tested by more than one laboratory and can have both positive and negative results. **Therefore, the sum of the numbers in each column will be larger than the total number of people tested.**

Reporting lab	Inconclusive	Negative	Positive	Percent positive	Total
BAYCARE HEALTH SYSTEMS		2	124	98%	126
MAGNOLIA MEDICAL CLINIC		20	106	84%	126
KINDRED HOSPITAL SOUTH FLORIDA		119	7	6%	126
HOSPICE OF THE TREASURE COAST		121	5	4%	126
FIRSTCARE CLINIC		67	58	46%	125
BAPTIST HEALTH SOUTH FLORIDA - WEST BOCA URGENT CARE		92	33	26%	125
BOSTON RED SOX CLUB LP		123	2	2%	125
THE CLUB AND REHABILITATION CENTER		124	1	1%	125
WALTON PLACE		125			125
IQBAL A FARUQUI MD		93	32	26%	125
SEMINOLE TRIBE OF FLORIDA		102	23	18%	125
MINUTECLINIC DIAGNOSTIC OF TEXAS, LLC		111	13	10%	124
MANOR CARE OF PALM HARBOR		123	1	1%	124
FLORIDA MEDICAL CLINIC LLC		68	56	45%	124
ADVENT HEALTH CENTRA CARE - BRANDON		31	93	75%	124
ARBOR GLEN AT ARBOR TRACE	2	113	9	7%	124
KINDRED HOSPITAL-BAY AREA-ST PETERSBURG LAB	1	117	6	5%	124
DIAGNOSTIC LABORATORY OF OKLAHOMA		100	24	19%	124
NORTH FL SOUTH GA HCS-MALCOM RANDALL VAMC			124	100%	124
Mt Sinai Aventura			124	100%	124
RAPID RELIABLE TESTING NY LLC		114	9	7%	123
Signature Healthcare of Palm Beach		122	1	1%	123
CITRUS MEMORIAL HEALTH SYSTEM LAB		2	121	98%	123
COQUINA CENTER		119	4	3%	123
GATTOLINE ENTERPRISES, INC. DBA FAMILY CARE PHARMACY		102	21	17%	123
ST PETERSBURG PEDIATRICS-MLK JUNIOR BLVD		114	9	7%	123
GENEDX		47	75	61%	122
THREE OAKS PHARMACY INC		109	13	11%	122
MINUTECLINIC DIAGNOSTIC		115	7	6%	122
PSL NAPLES BH OPERATIONS, LLC		122			122
WINDERMERE MEDICAL CENTER		117	5	4%	122
MINUTECLINIC DIAGNOSTIC OF RHODE ISLAND, LLC #729		118	4	3%	122
PANAMA PHARMACY	3	101	18	15%	122
AMERICAN HOUSE COCONUT POINT		104	18	15%	122
MEYER PEDIATRICS		107	14	12%	121
FLORIDA DEPARTMENT OF HEALTH IN LAKE COUNTY	1	78	42	35%	121
ISLAND URGENT CARE PLLC DBA AFC URGENT CARE		120	1	1%	121
HIGHLANDS MEDICAL CENTER		118	3	2%	121
Crystal Health & Rehab Center		115	6	5%	121
Sandy Ridge Center for Rehabilitation and Healing		100	21	17%	121
PARKVIEW HEALTH		121			121
URGENT CARE TCMA			121	100%	121
THE COURTYARD ASSISTED LIVING		116	4	3%	120
BROOKDALE JENSEN BEACH		117	3	3%	120
ARDEN COURTS OF LELY PALMS		118	2	2%	120
FLORIDA ATLANTIC UNIVERSITY		113	7	6%	120
NSPIRE HEALTHCARE TAMARAC		80	40	33%	120

# COVID-19: testing by laboratory

Data through Mar 24, 2021 verified as of Mar 25, 2021 at 09:25 AM

Data in this report are provisional and subject to change.

The numbers in the table below represent the number of Florida and non-Florida residents for whom test results were received by the Department of Health. A person can be tested by more than one laboratory and can have both positive and negative results. **Therefore, the sum of the numbers in each column will be larger than the total number of people tested.**

Reporting lab	Inconclusive	Negative	Positive	Percent positive	Total
Summit Medical Group		108	11	9%	119
PALMS FACILITY INC		104	15	13%	119
ESCAMBIA COUNTY JAIL	1	92	26	22%	119
MED ONE AT SAINT AUGUSTINE		87	32	27%	119
PEDIATRICS IN BREVARD PA- ROCKLEDGE		83	36	30%	119
OPPENHEIMER PLASTIC SURGERY LLC		114	5	4%	119
CARE RESOURCE COMMUNITY HEALTH CENTERS INC		113	6	5%	119
MATHISON RETIREMENT COMMUNITY		114	5	4%	119
SH HERON EAST LLC□		103	15	13%	118
COASTAL HEALTH AND REHAB		110	8	7%	118
RDX BIOSCIENCE		60	58	49%	118
MEMORY CARE OF NAPLES		118			118
HOBDAIR FAMILY HEALTH LLC□		82	36	31%	118
WALGREENS #06012		102	16	14%	118
AEGIS MEDICAL GROUP		97	20	17%	117
VITAS HEALTHCARE CORPORATION OF FLORIDA		114	3	3%	117
NEIGHBORHOOD MEDICAL CENTER		112	5	4%	117
NADAL PEDIATRICS		87	29	25%	116
BELVEDERE COMMONS OF FORT WALTON BEACH		106	10	9%	116
HEARTLAND PHARMACY LAKE PLACID, INC		86	30	26%	116
LEE COUNTY SCHOOL DISTRICT	1	108	7	6%	116
ARBOR TERRACE SAN JOSE LLC	3	111	2	2%	116
PINELLAS COUNTY JAIL			116	100%	116
ALTERNATIVE LIVING, INC DBA TWIN CITIES PAVILION		113	3	3%	116
FLAGLER COLLEGE HEALTH SERVICES		83	32	28%	115
SOLARIS SENIOR LIVING OF MERRITT ISLAND		111	4	3%	115
TIFFANY HALL NURSING AND REHAB CENTER		106	9	8%	115
SUNFLOWER SPRINGS ASSISTED LIVING		105	10	9%	115
MINUTECLINIC LLC #4987		100	15	13%	115
BIODESIX, INC.		86	29	25%	115
BROWARD HEALTH CORAL SPRINGS EPIDEMIOLOGY DEPT		1	114	99%	115
MD 365 MEDICAL CARE		114	1	1%	115
MONTEFIORE MEDICAL CENTER LABORATORIES - MOSES		105	10	9%	115
BROOKDALE COLONIAL PARK	2	112	1	1%	115
ELAN BUENA VISTA		97	17	15%	114
CABANA AT JENSEN DUNES, THE		110	4	4%	114
SEMINOLE SPORTS AND FAMILY MEDICINE		101	13	11%	114
LABCORP RTP		43	71	62%	114
SOUTH BALDWIN MEDICAL CENTER GULF SHORES		91	23	20%	114
WESTWOOD NURSING & REHAB		80	34	30%	114
UNIVERSITY HEALTH SYSTEM INC		103	11	10%	114
UNIVERSITY MEDICAL CENTER SUITES		99	14	12%	113
SURFSIDE URGENT CARE		91	22	19%	113
Courtyards of Orlando Care Center		101	12	11%	113
MINUTECLINIC DIAGNOSTIC OF SOUTH CARO		92	21	19%	113
WELLNOW URGENT CARE PC		113			113
TREASURE COAST MEDICAL ASSOCIATES		4	109	96%	113

# COVID-19: testing by laboratory

Data through Mar 24, 2021 verified as of Mar 25, 2021 at 09:25 AM

Data in this report are provisional and subject to change.

The numbers in the table below represent the number of Florida and non-Florida residents for whom test results were received by the Department of Health. A person can be tested by more than one laboratory and can have both positive and negative results. **Therefore, the sum of the numbers in each column will be larger than the total number of people tested.**

Reporting lab	Inconclusive	Negative	Positive	Percent positive	Total
CLEVELAND CLINIC FOUNDATION		12	100	89%	112
BARBARA O'REILLY MD PA		108	4	4%	112
DIATHERIX LABORATORIES		68	44	39%	112
L&S SENIOR CARE DBA ARCADIA OAKS	4	107	1	1%	112
ALLIED HEALTH FORT PIERCE		112			112
TGH URGENT CARE – TYRONE		2	109	98%	111
EC OPCO CARROLLWOOD LLC		105	6	5%	111
PANCARE HEALTH GULF COUNTY		83	28	25%	111
HOSPICE OF THE EMERALD COAST INC - PANAMA CITY	2	102	7	6%	111
TURNING POINT OF TAMPA		105	6	5%	111
PHYSICIANS REGIONAL CLINIC		82	29	26%	111
ARBOR TERRACE ORTEGA LLC	2	107	2	2%	111
A2Z DIAGNOSTICS		110	1	1%	111
MG PORT CHARLOTTE II SUBTENANT LLC		99	11	10%	110
GRAND VILLA OF LAKELAND		104	6	5%	110
LAKE HOUSE ASSISTED LIVING		93	17	15%	110
PRIME HEALTH OF NORTH PORT LLC		93	17	15%	110
KINDRED HOSPITAL NORTH FLORIDA	3	101	6	5%	110
LATE HOURS URGENT CARE		60	50	45%	110
VILLAS OF HOLLY BROOK - BRADENTON 14TH		108	2	2%	110
MY CLINICAL LAB INC		17	93	85%	110
Hialeah Nursing And Rehabilitation Center		104	5	5%	109
AMERICAN ESOTERIC LAB-BIRMINGHAM		106	3	3%	109
Riviera Health Resort		108	1	1%	109
SUMMIT MEDICAL GROUP PA		99	10	9%	109
SEVEN HILLS HEALTH AND REHABILITATION CENTER		93	16	15%	109
LEE MEMORIAL HEALTH SYSTEM HEALTH FAIR		103	5	5%	108
ROHR HOME		105	3	3%	108
FHMG LAKE MARY PEDS		94	14	13%	108
North Lake Care Center		107	1	1%	108
EVANS HEALTH CARE		106	2	2%	108
BAY VIEW HEALTHCARE		85	22	21%	107
ALL MY KIDS PEDIATRICS INC		75	32	30%	107
NAVY HOSPITAL			107	100%	107
NORTH FLORIDA EVALUATION AND TREATMENT CENTER	2	99	5	5%	106
ELMCROFT OF BELLA VITA□		98	8	8%	106
Golfview Healthcare Center		101	5	5%	106
J FRANK AVEY MD		82	24	23%	106
HEART OF FLORIDA REGIONAL MED CTR		35	71	67%	106
MEDICAL CONSULTANTS OF FLORIDA DBA	1	90	14	13%	105
REGENCY OAKS HEALTH CENTER		103	2	2%	105
CAREMOUNT MEDICAL - PATHOLOGY		101	4	4%	105
PICH KTM CORP DBA MEDTOWN PHARMACY		89	16	15%	105
ISLAND DOCTORS		16	89	85%	105
WEST		91	14	13%	105
ST PETERSBURG PEDIATRICS-SEMINOLE		92	13	12%	105
GRANDE, THE□	2	98	4	4%	104



# COVID-19: testing by laboratory

Data through Mar 24, 2021 verified as of Mar 25, 2021 at 09:25 AM

Data in this report are provisional and subject to change.

The numbers in the table below represent the number of Florida and non-Florida residents for whom test results were received by the Department of Health. A person can be tested by more than one laboratory and can have both positive and negative results. **Therefore, the sum of the numbers in each column will be larger than the total number of people tested.**

Reporting lab	Inconclusive	Negative	Positive	Percent positive	Total
CORNERSTONE MEDICAL CARE OF BRANDON PL		85	19	18%	104
SOUTH GEORGIA MEDICAL CENTER		64	40	38%	104
MICRO PATH LABORATORIES INC		101	3	3%	104
WESTCHESTER MEDICAL CENTER		101	3	3%	104
PEDIATRIC CARE CENTER- JACKSONVILLE BEACH		75	29	28%	104
VISTA MANOR		92	12	12%	104
EAST RIDGE RETIREMENT VILLAGE INC		104			104
PREDICTIVE LABORATORIES, INC	1	90	13	13%	104
VIERA HOSPITAL			104	100%	104
BAY REGIONAL URGENT CARE	1	64	38	37%	103
WHITE PLAINS HOSPITAL CENTER LAB		99	4	4%	103
325TH MEDICAL GROUP		87	16	16%	103
DELAND WELLNESS CENTER			103	100%	103
ARDEN COURTS OF WEST PALM BEACH		102			102
GENETIC TECHNOLOGICAL INNOVATIONS, LLC		90	12	12%	102
TUSCAN ISLE OPERATING COMPANY LLC DBA		98	4	4%	102
CSL PLASMA INC		7	95	93%	102
MINUTECLINIC DIAGNOSTIC OF NORTH CAROL		82	20	20%	102
HENNEPIN HEALTHCARE LABORATORY		102			102
ST MARK ASSISTED LIVING CENTER	1	89	12	12%	102
ORANGE PARK PEDIATRICS		93	9	9%	102
ARDEN COURTS OF PALM HARBOR		83	19	19%	102
SUNSHINE GARDENS		101	1	1%	102
BROOKDALE VERO BEACH SOUTH AL		101			101
MERCY MEDICAL URGENT CARE CENTER INC		51	50	50%	101
HOSPICE OF MARTIN & ST LUCIE, INC		98	3	3%	101
EXPERTUS LABORATORIES INC		28	73	72%	101
EMERALD COAST CENTER		96	4	4%	100
PruittHealth Fleming Island		87	13	13%	100
DOUGLAS T JACOBSON STATE VETERANS HOME		100			100
GLOBAL CENTRAL LABS AT PPD	2	88	10	10%	100
Consulate Health Care of Port Charlotte		98	2	2%	100
CCS - BROWARD COUNTY JAIL		94	6	6%	100
ADVANCED EMURGENT CARE		27	73	73%	100
ORLANDO LUTHERAN TOWERS ASSISTED LIVING		99			99
Cross Landings Health and Rehabilitation		97	2	2%	99
SANIBEL INTERNAL MEDICINE, LLC		96	3	3%	99
BAY PINES MEDICAL ASSOCIATES		1	98	99%	99
CENTRAL FLORIDA HEALTH CARE		47	52	53%	99
GIBBENS FAMILY MEDICAL, LLC		80	19	19%	99
FLORIDA COMMUNITY HEALTH CENTERS INC			98	100%	98
LECONTE MEDICAL CENTER LAB		79	19	19%	98
KORGENE LAB	1	28	69	70%	98
SEMINOLE COUNTY HEALTH DEPARTMENT		79	19	19%	98
MINUTECLINIC DIAGNOSTIC OF SOUTH CAROLINA, LLC		82	16	16%	98
URINEGOODHANDS LLC		96	2	2%	98
PLAZA OF HALLANDALE BEACH		98			98

# COVID-19: testing by laboratory

Data through Mar 24, 2021 verified as of Mar 25, 2021 at 09:25 AM

Data in this report are provisional and subject to change.

The numbers in the table below represent the number of Florida and non-Florida residents for whom test results were received by the Department of Health. A person can be tested by more than one laboratory and can have both positive and negative results. **Therefore, the sum of the numbers in each column will be larger than the total number of people tested.**

Reporting lab	Inconclusive	Negative	Positive	Percent positive	Total
PALMS EDGE	1	91	6	6%	98
MACADAMS HOME HEALTH AGENCY		97	1	1%	98
LANDMARK, THE		48	50	51%	98
SIGNATURE HEALTHCARE OF PORT CHARLOTTE		91	7	7%	98
INNOVATIVE GENOMICS, LLC		77	21	21%	98
RIDGEWOOD DIAGNOSTIC LABORATORY		92	5	5%	97
ARBOR TRAIL		77	20	21%	97
HURLBURT FIELD CLINIC		39	58	60%	97
MINNESOTA TWINS		92	5	5%	97
HEALTH CENTERS AT BRENTWOOD		96	1	1%	97
HARBORCHASE OF NAPLES		84	13	13%	97
CAN COMMUNITY HEALTH		96	1	1%	97
BAPTIST MEDICAL CENTER SOUTH		79	18	19%	97
KALEIDA HEALTH CENTER FOR LABORATORY		90	6	6%	96
Belleair Healthcare Center		90	6	6%	96
NORTH SHORE MEDICAL LABS	1	88	7	7%	96
LENOX HILL HOSPITAL		89	7	7%	96
BAYSHORE MEMORY CARE		96			96
PEDIATRIC ASSOCIATES ORLANDO		82	14	15%	96
MARKET STREET VIERA		95	1	1%	96
LIFESTREAM BEHAVIORIAL CENTER		74	21	22%	95
CROSS CITY REHABILITATION AND HEALTH CARE CENTER		72	23	24%	95
DEVANSH LAB WERKS INC		79	16	17%	95
THE TERRACE OF KISSIMMEE		80	15	16%	95
KEYSTYLE LIVING LLC	1	93	1	1%	95
SUPERIOR RESIDENCES OF LECANTO		80	15	16%	95
ASHRAF MEDICAL GROUP PLLC DBA PULSE MD		92	3	3%	95
MIAMI BEACH COMMUNITY HEALTH CENTER		1	94	99%	95
ADVENT HEALTH CENTRA CARE - EAST ORLANDO		65	30	32%	95
QPS, LLC		91	3	3%	94
BLISS HEALTHCARE SERVICES	1	71	22	23%	94
FHMG- FLORIDA HOSPITAL MEDICAL GROUP		83	11	12%	94
MINUTECLINIC DIAGNOSTIC OF NORTH CARO		82	12	13%	94
ADVENT HEALTH CENTRA CARE - WATERMAN		79	15	16%	94
DIAGNOSTIC SOLUTIONS		3	91	97%	94
CONSULATE HEALTH CARE OF SARASOTA	1	93			94
PRESERVE AT PALM AIRE	3	90			93
ADVENTHEALTH MEDICAL GROUP PRIMARY CARE		89	4	4%	93
G & R HEALTH MART PHARMACY		73	20	22%	93
PORT CHARLOTTE REHABILITATION CENTER		80	13	14%	93
PENNSYLVANIA DEPT OF HEALTH		21	72	77%	93
QUALITY URGENT CARE AND WELLNESS		54	39	42%	93
East Bay Rehabilitation Center		59	34	37%	93
Consulate Health Care of Jacksonville		78	14	15%	92
MINUTECLINIC DIAGNOSTIC OF OHIO LLC		74	18	20%	92
PATRICK AIR FORCE BASE		3	89	97%	92
NEW SMYRNA BEACH URGENT CARE			91	100%	91

# COVID-19: testing by laboratory

Data through Mar 24, 2021 verified as of Mar 25, 2021 at 09:25 AM

Data in this report are provisional and subject to change.

The numbers in the table below represent the number of Florida and non-Florida residents for whom test results were received by the Department of Health. A person can be tested by more than one laboratory and can have both positive and negative results. **Therefore, the sum of the numbers in each column will be larger than the total number of people tested.**

Reporting lab	Inconclusive	Negative	Positive	Percent positive	Total
COASTAL DETOX		90	1	1%	91
AVERO DIAGNOSTICS		67	24	26%	91
HERON CLUB AT PRESTANCIA		89	2	2%	91
DEBARY HEALTH AND REHABILITATION CENTER		88	3	3%	91
BAHIA OAKS LODGE		85	6	7%	91
VILLAGE ON THE ISLE☐		86	5	5%	91
MAGNOLIA DIAGNOSTIC		2	89	98%	91
JOHN KNOX VILLAGE OF FLORIDA ALF	1	86	4	4%	91
Ocala Oaks Rehabilitation Center		85	6	7%	91
HAWTHORN HOUSE☐		76	14	16%	90
STONY BROOK UNIVERSITY MEDICAL CENTER		76	14	16%	90
BIGGERS FAMILY MEDICINE PA	1	81	8	9%	90
LABFIRST - DEPARTMENT OF PATHOLOGY		86	4	4%	90
KEYS MEDICAL GROUP			90	100%	90
UNIVERSTIY CENTER MEDICAL LLC DBA	1	85	4	4%	90
CENTURY CENTER FOR REHABILITATION & HEALING		72	18	20%	90
XPRESS URGENT CARE- PORT ST. LUCIE		33	57	63%	90
HARBOR BEACH NURSING AND REHABILITATION CENTER		87	3	3%	90
FREEDOM INN AT TARPON SPRINGS		82	7	8%	89
Winter Garden Rehab and Nursing Facility		78	11	12%	89
CARE CENTERS OF NASSAU, LLC - HENDRICKS RD		89			89
ATRIUM AT LIBERTY PARK☐		85	4	4%	89
MENORAH HOUSE		88	1	1%	89
NORTH FLORIDA SPINE AND WELLNESS		69	20	22%	89
GABISA MEDICAL LLC		89			89
TOTAL CARE PLUS LLC			89	100%	89
STUART LODGE LIVING LLC		66	23	26%	89
Baldwin Pediatrix		77	11	13%	88
LAKE GIBSON VILLAGE, LLC		85	3	3%	88
Lanier Rehab		63	25	28%	88
PEDIATRIC SERVICES AND BREATHING CENTER PA		65	23	26%	88
CALADIUM PEDIATRICS		79	9	10%	88
GOVERNOR'S CREEK HEALTH & REHABILITATION		87	1	1%	88
ARDEN COURTS OF SARASOTA		72	16	18%	88
A COUNTRY PLACE ASSISTED LIVING FACILITY		86	2	2%	88
PACIFIC ANALYTICS			87	100%	87
BAYLOR GENETICS		75	12	14%	87
BRANDON HEALTH AND REHABILITATION CENTER	1	85	1	1%	87
UNIVERSITY OF NEW MEXICO HOSPITAL		87			87
CLYDE E LASSEN STATE VETERANS NURSING HOME		62	25	29%	87
ERIE COUNTY MEDICAL CTR CLINICAL LABS		83	4	5%	87
Winter Park Care and Rehab		86	1	1%	87
PENSACOLA DEVELOPMENTAL CENTER		67	19	22%	86
DISCOVERY VILLAGE AT THE FORUM		86			86
PUTNAM COUNTY SHERIFFS OFFICE		80	6	7%	86
BARRY UNIVERSITY STUDENT HEALTH SERVICES		52	34	40%	86
GRAND OAKS OF JENSEN BEACH LLC☐		85	1	1%	86

# COVID-19: testing by laboratory

Data through Mar 24, 2021 verified as of Mar 25, 2021 at 09:25 AM

Data in this report are provisional and subject to change.

The numbers in the table below represent the number of Florida and non-Florida residents for whom test results were received by the Department of Health. A person can be tested by more than one laboratory and can have both positive and negative results. **Therefore, the sum of the numbers in each column will be larger than the total number of people tested.**

Reporting lab	Inconclusive	Negative	Positive	Percent positive	Total
EAST ALABAMA MEDICAL CENTER LABORATORY		74	12	14%	86
WINDSOR OAKS		85	1	1%	86
CRESTVIEW URGENT CARE		15	71	83%	86
MIAMI SHORES NURSING & REHAB		85			85
FLORIDA DEPARTMENT OF HEALTH IN WALTON COUNTY		72	13	15%	85
MEDEXPRESS - BLOOMIN BRANDS		65	20	24%	85
LANDMARK HOSPITAL SOUTHWEST FLORIDA LLC		82	3	4%	85
PRMG - EAST NAPLES	1	73	11	13%	85
W. FRANK WELLS NURSING HOME		84	1	1%	85
WALGREENS #12673		82	3	4%	85
HUNTINGTON HOSPITAL LABORATORY		81	3	4%	84
ARBOR OAKS AT TYRONE	9	73	2	2%	84
PINES OF SARASOTA GARDEN		84			84
NITE LITE PEDIATRICS - JACKSONVILLE		76	8	10%	84
LONG TERM CARE OF JAY, LLC		63	21	25%	84
LABCORP EMPLOYER SERVICES		82	1	1%	83
CATHOLIC HEALTH SYSTEM DEPT LABORATORY		81	2	2%	83
LAFAYETTE NURSING AND REHABILITATION CENTER		81	2	2%	83
PALM BAY HOSPITAL			83	100%	83
CANOPY ON BERRYHILL, THE		51	32	39%	83
NORTH CENTRAL BRONX HOSPITAL		81	2	2%	83
MD 365 MEDICAL CARE PLLC		83			83
MID FLORIDA PRIMARY CARE PA		69	14	17%	83
FLORIDA PEDIATRIC GROUP		31	52	63%	83
COOPER FAMILY MEDICAL PLLC		63	20	24%	83
EISENHOWER ARMY MEDICAL CENTER		76	7	8%	83
LAKE HOWELL FAMILY MEDICINE ASSOCIATES		69	13	16%	82
Lexington Health and Rehabilitation Center		82			82
ROSECASTLE AT DELANEY CREEK		81	1	1%	82
MD NOW MEDICAL CENTERS INC		53	29	35%	82
THE PAVILION FOR HEALTH CARE		72	10	12%	82
LAB		29	53	65%	82
BRILLIANCE ASSISTED LIVING		65	17	21%	82
PARK OF THE PALMS INC		82			82
HUNTSVILLE HOSPITAL LABORATORY		57	25	30%	82
ACE BIOMEDICAL LABS LLC		68	13	16%	81
EXPRESS DOCS LLC			81	100%	81
EMERALD COAST BEHAVIORAL HOSPITAL		75	6	7%	81
BIO-TECH CLINICAL LABORATORIES		41	40	49%	81
OCALA CBOC		76	5	6%	81
ST VINCENT'S BIRMINGHAM		75	6	7%	81
CHAMBREL AT ISLAND LAKE		77	3	4%	80
ECOLAB GROUP		45	35	44%	80
NORTHEAST FLORIDA STATE HOSP-NURSING		79	1	1%	80
ALLIANCE PEDIATRICS		49	31	39%	80
BROOKDALE PALM COAST		80			80
BEACHES PEDIATRICS PA		75	5	6%	80

# COVID-19: testing by laboratory

Data through Mar 24, 2021 verified as of Mar 25, 2021 at 09:25 AM

Data in this report are provisional and subject to change.

The numbers in the table below represent the number of Florida and non-Florida residents for whom test results were received by the Department of Health. A person can be tested by more than one laboratory and can have both positive and negative results. **Therefore, the sum of the numbers in each column will be larger than the total number of people tested.**

Reporting lab	Inconclusive	Negative	Positive	Percent positive	Total
JERICOHO URGENT CARE		77	3	4%	80
PLYMOUTH HOME FOR ADULTS, INC.	8	71	1	1%	80
MORTON PLANT HOSPITAL NURSING			80	100%	80
VETERANS AFFAIRS MEDICAL CENTER - PALO ALTO		28	51	65%	79
CBS LABS OF TAMPA LLC		3	76	96%	79
PANIRA HEALTHCARE CLINIC		2	77	97%	79
EDGEWATER AT WATERMAN VILLAGE		78	1	1%	79
PRIMECARE AT TWIN LAKES		1	78	99%	79
AU HEALTH		65	14	18%	79
BALMORAL TENANT SERVICES INC	1	43	35	44%	79
NEW MEXICO STATE PUBLIC HEALTH DIVISION		78			78
SOUTH LAKE PEDIATRICS		71	7	9%	78
PUBLIC SQUARE PHARMACY LLC		60	18	23%	78
LAKE MORTON PLAZA☐		75	3	4%	78
AFTER HOURS PEDIATRICS			78	100%	78
KINDRED AT HOME		69	9	12%	78
BOND CLINIC PA		45	32	42%	77
CENTRAL BALDWIN IMMEDIATE CARE & FAMILY PRACTICE		59	18	23%	77
ORANGE CITY NURSING AND REHAB		75	2	3%	77
HEALTH FIRST - PALM BAY HOSPITAL		2	75	97%	77
WEST VOLUSIA FAMILY AND SPORTS MEDICINE		75	2	3%	77
LAB PLUS, LLC AT SAINT THOMAS WEST HOSPITAL		63	14	18%	77
VITAS HEALTHCARE CORP OF FLORIDA		76	1	1%	77
MEDRITE URGENT CARE		64	13	17%	77
RARITAN BAY PERTH AMBOY		68	9	12%	77
TRUE NORTH HEALTH NAVIGATION LLC DBA DISPATCHHEALTH	1	60	16	21%	77
HOLMES COUNTY HEALTH DEPARTMENT	1	62	13	17%	76
BISHOP GRADY VILLAS		74	2	3%	76
DYNAMIC MEDICAL USA			76	100%	76
S-H THIRTY-FIVE OPCO- PORT ST LUCIE, LLC	1	75			76
WINDSOR REFLECTIONS		75	1	1%	76
CLINICAL PATHOLOGY ASSOCIATES-SONIC REFERENCE LAB		76			76
WALGREENS 9627		70	6	8%	76
MOBILE PHYSICIAN SERVICES INC		68	8	11%	76
BROWARD HEALTH MEDICAL CENTER CLINICAL LAB			75	100%	75
ADVENTHEALTH EXPRESSCARE		45	30	40%	75
GRAND VILLA OF DELAND		69	6	8%	75
JENNIFER J CHIAVETTA-GRLSANTI DC		60	15	20%	75
PROMEDICA LABORATORIES		21	54	72%	75
PEDIATRIC SERVICES OF AMERICA INC		70	5	7%	75
SIGNATURE HEALTHCARE OF MIDDLEBURG		73	2	3%	75
CATHOLIC HEALTH SERVICES REGIONAL LAB		68	7	9%	75
NOAH CLINICAL LABORATORY		63	11	15%	74
BROOKDALE OVIEDO		72	2	3%	74
SCOTT LAKE HEALTH AND REHABILITATION CENTER		71	3	4%	74
ROYAL CARE OF AVON PARK		71	3	4%	74
OAK MANOR NURSING HOME		70	4	5%	74



# COVID-19: testing by laboratory

Data through Mar 24, 2021 verified as of Mar 25, 2021 at 09:25 AM

Data in this report are provisional and subject to change.

The numbers in the table below represent the number of Florida and non-Florida residents for whom test results were received by the Department of Health. A person can be tested by more than one laboratory and can have both positive and negative results. **Therefore, the sum of the numbers in each column will be larger than the total number of people tested.**

Reporting lab	Inconclusive	Negative	Positive	Percent positive	Total
WE SCREEN LLC		72	2	3%	74
BROWARD HEALTH MEDICAL CENTER		3	71	96%	74
JACOBI MEDICAL CENTER		69	5	7%	74
ST JOHNS COUNTY DETENTION CENTER		73			73
WATERCREST ST LUCIE WEST	1	69	3	4%	73
CONSULATE HEALTH CARE – LAKE MARY		72	1	1%	73
SIMED LABORATORY		57	16	22%	73
ASSOCIATED CLINICAL LABORATORIES		64	8	11%	72
HAVEN OF OUR LADY OF PEACE		72			72
CRAIG BERGER MD PL D/B/A BAY AREA EYE INSTITUTE		72			72
ORANGE COUNTY CORRECTIONS HEALTH SERVICES		63	9	13%	72
ALTAMONTE PEDIATRIC ASSOCIATES		31	41	57%	72
DISCOVERY VILLAGE AT PALM BEACH GARDENS		71	1	1%	72
WALGREENS 2941		69	3	4%	72
Conway Lakes Health and Rehabilitation Center		72			72
STERLING HOUSE OF TALLAHASSEE	3	62	6	8%	71
DOH-WEST PALM BEACH BRANCH LABORATORY		3	68	96%	71
SUWANNEE COUNTY SHERIFF OFFICE		68	3	4%	71
Summit Medical Group, Pa DbA Citymd		64	7	10%	71
ADVANCED LAB		67	4	6%	71
INN AT ASTON GARDENS AT PELICAN POINTE,THE		67	4	6%	71
MISIR DRUGS LLC		58	13	18%	71
AMMON LABS		61	10	14%	71
LAKE CITY VA MEDICAL CENTER			71	100%	71
NORTH FLORIDA PEDIATRICS		57	14	20%	71
STONY BROOK SOUTHAMPTON		69	2	3%	71
GRACE MEDICAL HOME		56	14	20%	70
SUNCOAST COMMUNITY HEALTH CENTERS PEDIATRICS		21	49	70%	70
GV NAPLES OPCO, LLC		69	1	1%	70
AVOW HOSPICE INC		70			70
SUMMIT AT VENICE	2	63	5	7%	70
USF HEALTH MORSANI CENTER		5	65	93%	70
CENTRAL FLORIDA PEDIATRICS		38	32	46%	70
PANCARE HEALTH - MALONE CLINIC		63	7	10%	70
MD LABS		43	27	39%	70
Highlands Regional Hospital		63	7	10%	70
ADVENT HEALTH - LAKE MARY		60	10	14%	70
DELCARE PA		55	15	21%	70
TROPICANA MANUFACTURING COMPANY INC		63	6	9%	69
SOS MOBILE MEDICAL CARE LLC		58	11	16%	69
HERITAGE HEALTHCARE AND REHABILITATION CENTER		69			69
PLANTATION GENERAL HOSPITAL CLINICAL LAB		26	43	62%	69
INDIGO MANOR		22	47	68%	69
SAN JOSE SENIOR CARE LLC	1	43	25	36%	69
LUTHERAN HAVEN ASSISTED LIVING		69			69
CP/AIG PENSACOLA DEVELOPMENT LLC		66	3	4%	69
LEVY COUNTY DEPARTMENT OF HEALTH		50	19	28%	69

# COVID-19: testing by laboratory

Data through Mar 24, 2021 verified as of Mar 25, 2021 at 09:25 AM

Data in this report are provisional and subject to change.

The numbers in the table below represent the number of Florida and non-Florida residents for whom test results were received by the Department of Health. A person can be tested by more than one laboratory and can have both positive and negative results. **Therefore, the sum of the numbers in each column will be larger than the total number of people tested.**

Reporting lab	Inconclusive	Negative	Positive	Percent positive	Total
PARKSIDE INN	3	64	2	3%	69
BOND CLINIC DR ELDEEB		35	34	49%	69
INSTITUTE OF PATHOLOGY KINGS COUNTY		67	2	3%	69
MEMORIAL MANOR		69			69
HARMONY CLINIC		1	67	99%	68
AEL- MEMPHIS		17	51	75%	68
SUNCOAST OPTIMAL WELLNESS		23	45	66%	68
CL BRUMBACK PRIMARY CARE CLINICS		17	51	75%	68
BROOKDALE BONITA SPRINGS		67	1	1%	68
PANCARE HEALTH - FREEPORT CLINIC SUITE B		59	9	13%	68
GRAND ST PAUL CVS		68			68
BIG BOCA SMILES LLC		66	2	3%	68
TREASURE COAST PEDIATRICS PA		62	6	9%	68
GENPATH			67	100%	67
TITUSVILLE FAMILY PRACTICE		16	51	76%	67
FREEDOM SQUARE NURSING CENTER		59	8	12%	67
MEASE MANOR INC		63	4	6%	67
AR ANESTHESIA LLC		66	1	1%	67
EC OPCO PENSACOLA, LLC		66	1	1%	67
THOMAS INTERNAL MEDICINE		56	11	16%	67
TOTAL RENAL LABORATORIES INC		57	10	15%	67
MED EXPRESS		6	60	91%	66
MEDEX MEDICAL EXPRESS OF PALATKA			66	100%	66
NOMI HEALTH LAB SERVICES LLC		5	61	92%	66
AMERICAN FAMILY MEDICAL		53	13	20%	66
DEVELOPMENTAL DISABILITIES DEFENDANT PROGRAM		64	2	3%	66
BENTLEY CARE CENTER		66			66
NORTH SHORE UNIVERSITY HOSPITAL LABORATORY		60	6	9%	66
Stratford Court of Palm Harbor		56	10	15%	66
SOMERBY OF SANTA ROSA BEACH		57	9	14%	66
BROOKDALE CENTRE POINTE	1	64			65
VETERANS AFFAIRS MEDICAL CENTER - GULF COAST		27	38	58%	65
BOND AND STEELE CLINIC, PA		51	14	22%	65
TREASURE COAST FORENSIC TREATMENT CTR		44	21	32%	65
ISLAND COAST PEDIATRICS		58	7	11%	65
WADSWORTH HEALTH CENTER		62	3	5%	65
ADVENT HEALTH CENTRA CARE - WINTER GARDEN		19	46	71%	65
OUT OF STATE		40	25	38%	65
SAMFORD UNIVERSITY HEALTH SERVICES		64	1	2%	65
OKEECHOBEE URGENT CARE		17	48	74%	65
CORAL GABLES HOSPITAL			65	100%	65
SUMMER VISTA ASSISTED LIVING		38	27	42%	65
ARTHREX MEDICAL CENTER		39	25	39%	64
JOSEPH L MORSE GERIATRIC CENTER	2	59	3	5%	64
TRINITY AL SENIOR HOUSING LLC		45	19	30%	64
FLORIDA MEDICAL CLINIC PA		46	18	28%	64
NXGEN MDX		20	44	69%	64

# COVID-19: testing by laboratory

Data through Mar 24, 2021 verified as of Mar 25, 2021 at 09:25 AM

Data in this report are provisional and subject to change.

The numbers in the table below represent the number of Florida and non-Florida residents for whom test results were received by the Department of Health. A person can be tested by more than one laboratory and can have both positive and negative results. **Therefore, the sum of the numbers in each column will be larger than the total number of people tested.**

Reporting lab	Inconclusive	Negative	Positive	Percent positive	Total
GREENLEAF ALF		63	1	2%	64
NEMOURS CHILDRENS PRIMARY CARE OVIEDO		51	13	20%	64
VIERA HEALTH AND REHABILITATION CENTER		62	1	2%	63
HERNANDO COUNTY FIRE RESCUE DISTRICT		29	34	54%	63
APC PEDIATRICS AT RYE ROAD MEDICAL PARK		63			63
MEDI CLINIC SARASOTA INC		62	1	2%	63
BEEHIVE HOMES OF GULF BREEZE		47	16	25%	63
DAVID POSNACK JEWISH DAY SCHOOL		63			63
INTERNAL MEDICINE ASSOCIATES PA		58	4	6%	62
EMERALD COAST HOSPICE		61	1	2%	62
MENTAL HEALTH CARE INC		53	9	15%	62
TOWERS HOME CARE☐		58	4	6%	62
WILSON MEMORIAL REGIONAL MEDICAL CENTER		58	4	6%	62
NORTH FLORIDA MEDICAL CENTER		58	4	6%	62
OVERLOOK HOSPITAL LABORATORY		57	5	8%	62
ADVENT HEALTH - PALM COAST		1	61	98%	62
BURRY'S PHARMACY INC		37	25	40%	62
LAKELAND REGIONAL HEALTH		38	24	39%	62
MICHAEL AKPEKE MD		52	9	15%	61
TROY REGIONAL MEDICAL CENTER		50	11	18%	61
FLORIDA HEALTH CARE		8	53	87%	61
RITECARE MED CTR H			61	100%	61
BRADFORD COUNTY HEALTH DEPARTMENT		60	1	2%	61
LONGWOOD CARDIOLOGY			61	100%	61
AESTHETIC SURGERY CENTER OF WINTER PARK, THE	3	53	5	8%	61
PALM BAY URGENT CARE		28	33	54%	61
WASHINGTON REHABILITATION AND NURSING CENTER		51	10	16%	61
THE PRESERVE AT CLEARWATER		58	2	3%	60
EAST HILL PHARMACY		42	18	30%	60
SONORAN DESERT PATHOLOGY ASSOCIATES		3	57	95%	60
SILVER LAKE PEDIATRICS PA		55	5	8%	60
TWIN CREEKS ASSISTED LIVING & MEMORY CARE		57	3	5%	60
CINNAMON COVE ALF		59	1	2%	60
81ST MEDICAL GROUP		28	32	53%	60
LPG CONVENIENT CARE AT PINE ISLAND ROAD		54	6	10%	60
LINCOLN MEDICAL AND MENTAL HEALTH CENTER		57	3	5%	60
THE GOOD SHEPARDS OF DELAND-WEST		59	1	2%	60
TBI RESIDENTIAL SERVICES, INC.		48	11	19%	59
CARDIOLOGY AND MEDICINE ASSOCIATES		43	16	27%	59
VILLAGES VA CBOC	2	52	5	8%	59
TALLAHASSEE VA OPC		57	2	3%	59
BioReference Laboratories, Inc		8	51	86%	59
INTERNAL LAB		50	9	15%	59
BIOTECH		52	7	12%	59
BIG BEND CARES, INC		51	8	14%	59
MINUTECLINIC DIAGNOSTIC OF NEW JERSEY		52	7	12%	59
ST FRANCIS HOSPITAL		51	8	14%	59

# COVID-19: testing by laboratory

Data through Mar 24, 2021 verified as of Mar 25, 2021 at 09:25 AM

Data in this report are provisional and subject to change.

The numbers in the table below represent the number of Florida and non-Florida residents for whom test results were received by the Department of Health. A person can be tested by more than one laboratory and can have both positive and negative results. **Therefore, the sum of the numbers in each column will be larger than the total number of people tested.**

Reporting lab	Inconclusive	Negative	Positive	Percent positive	Total
STEINHATCHEE FAMILY MEDICAL CENTER☐	1	50	8	14%	59
WAVE CREST HEALTH AND REHABILITATION CENTER		57	2	3%	59
MICHAEL A VENAZIO MD		56	3	5%	59
AESTHETIC ENHANCEMENTS		59			59
FERN PARK DEVELOPMENTAL CENTER		5	54	92%	59
MILLENIUM PHYSICIANS GROUP		1	58	98%	59
UHEALTH AT FISHER ISLAND			59	100%	59
PANCARE HEALTH - JACKSON COUNTY		47	11	19%	58
HORIZON ALF		57	1	2%	58
Margate Health and Rehabilitation Center		56	2	3%	58
PERSONAL PEDIATRICS		51	7	12%	58
Palms at Ponte Vedra Assisted Livning and Memory Care		55	3	5%	58
MEDLOGIC LABORATORIES		3	55	95%	58
SONATA BOCA RATON		54	4	7%	58
KINDRED HOSPITAL CENTRAL TAMPA BLOOD GAS	1	52	5	9%	58
MICHIGAN DEPARTMENT OF HEALTH AND HUMAN SERVICES	1		57	98%	58
COLONY CARE CENTER		44	14	24%	58
ROCKLEDGE REGIONAL MEDICAL CENTER		30	28	48%	58
GENESIS DERMATOLOGY		53	4	7%	57
CVS MINUTE CLINIC		1	56	98%	57
ST CLOUD PHYSICIAN MANAGEMENT LLC DBA ST CLOUD		28	29	51%	57
THE CANOPY AT BERRYHILL		57			57
CDR MAGUIRE INC	1	7	49	86%	57
BUECHELE DENTAL PA DBA CLERMONT FAMILY DENTISTRY		47	10	18%	57
KAPG FLEMING ISLAND SENIOR HOUSING OPCO LLC	1	56			57
ALZHEIMERS CARE CENTER OF VIERA LTD		37	20	35%	57
PALM RIVER COMMUNITY HEALTH CENTER		52	5	9%	57
KEY WEST MEDICAL CENTER	1	50	6	11%	57
MINUTECLINIC DIAGNOSTIC OF KANSAS, PA		48	9	16%	57
DEPT OF VA MED CENTE-WEST PALM BEACH			57	100%	57
BARNETT PARK☐		2	55	96%	57
ASCENSION SACRED HEART BAY LABORATORY		54	3	5%	57
MALCOM RANDALL DEPT OF VAMC			57	100%	57
TUKA PEDIATRICS		7	49	88%	56
TIFFANY HALL NURSING AND REHAB		44	12	21%	56
FINLAY CLINICAL LABORATORY		20	36	64%	56
GOOD HEARTS COVID TESTING		13	43	77%	56
ROSECASTLE OF JACKSONVILLE LLC		55	1	2%	56
CHILDREN'S HOSPITAL OF ALABAMA		55	1	2%	56
MEADOWCREST FAMILY PHYSICIANS PA	1	33	22	39%	56
ATRIA PARK OF LAKE FOREST (WG HERITAGE LF LLC)		54	2	4%	56
JOHN KNOX VILLAGE OF CENTRAL FLORIDA		51	5	9%	56
CARE CENTERS OF NASSAU LLC MINER ROAD SOUTH		56			56
MARQUIS LABS, LLC		55	1	2%	56
PHYSICIANS PRIMARY CARE OF SOUTHWEST FLORIDA		39	17	30%	56
HIALEAH HOSPITAL RESPIRATORY DEPT			56	100%	56
ADVENT HEALTH - MOUNT DORA		10	46	82%	56

# COVID-19: testing by laboratory

Data through Mar 24, 2021 verified as of Mar 25, 2021 at 09:25 AM

Data in this report are provisional and subject to change.

The numbers in the table below represent the number of Florida and non-Florida residents for whom test results were received by the Department of Health. A person can be tested by more than one laboratory and can have both positive and negative results. **Therefore, the sum of the numbers in each column will be larger than the total number of people tested.**

Reporting lab	Inconclusive	Negative	Positive	Percent positive	Total
COOPER FAMILY MEDICAL, PLLC		46	10	18%	56
EAGLES WATCH CLUSTER		47	9	16%	56
MAUREEN OROURKE-FUTEY			56	100%	56
ALEXANDER NININGER STATE VETERANS		56			56
NITE LITE PEDIATRICS - PORT ST. LUCIE		46	9	16%	55
SUMTER PEDIATRICS		50	5	9%	55
KENDALL REGIONAL MEDICAL CENTER LAB	3		52	95%	55
life Care Center of Melbourne		38	17	31%	55
SAFARI PEDIATRICS PA		54	1	2%	55
PATHOLOGY CONSULTANTS OF NEW MEXICO		55			55
SARATOGA HOSPITAL LABORATORY		50	5	9%	55
SONATA HUNTERS CREEK		47	8	15%	55
PREMIER MEDICAL ASSOCIATES ALL FLORIDA LLC		54	1	2%	55
SARASOTA CO. HEALTH DEPT # 58		40	14	26%	54
THE TRADITION OF THE PALM BEACHES		53	1	2%	54
CLERMONT HEALTH AND REHAB		40	14	26%	54
Salerno Bay Health & Rehabilitation Center		44	10	19%	54
UNITED LABORATORY SERVICES CORPORATION		38	16	30%	54
WEST ISLIP URGENT CARE		49	5	9%	54
ST. CLOUD MEDICAL GROUP		54			54
FAMILY EXTENDED CARE OF PUNTA GORDA		54			54
MINUTECLINIC DIAGNOSTIC OF HAWAII LLC		47	7	13%	54
CAMBRIDGE SECURITY SERVICES		51	3	6%	54
CAMPBELL URGENT CARE			54	100%	54
FUTURE PEDIATRICS		51	3	6%	54
JUNIPER VILLAGE AT NAPLES		53	1	2%	54
FAMILY HEALTH CENTER		40	14	26%	54
FAST PACE MEDICAL CLINIC, PLLC		47	7	13%	54
DOT DOC SARASOTA		49	5	9%	54
PALM BAY PEDIATRICS		36	18	33%	54
KESHAV RX LLC		44	10	19%	54
CERTUS MTD OPCP LLC		52	2	4%	54
APOLLOMDX LABS		32	22	41%	54
PROMEDICA SENIOR LIVING		51	3	6%	54
FLORIDA HEALTH CARE DELAND			54	100%	54
ALL AMERICAN URGENT CARE			53	100%	53
GENTIVA HEALTH SERVICES CERTIFIED INC		50	3	6%	53
BARNES HEALTHCARE OF FLORIDA LLC		49	4	8%	53
Osprey Point Nursing Center		51	2	4%	53
NICEVILLE URGENT CARE		8	45	85%	53
VPA PC LAB		48	5	9%	53
MISSION OAKS ASSISTED LIVING		51	2	4%	53
UNIVERSITY OF WEST FLORIDA, THE		52	1	2%	53
SOMERSET			53	100%	53
QUOTIENT SCIENCES LABS LLC			53	100%	53
ADVENT HEALTH		49	3	6%	52
VALENCIA HOUSE ALF		51	1	2%	52



# COVID-19: testing by laboratory

Data through Mar 24, 2021 verified as of Mar 25, 2021 at 09:25 AM

Data in this report are provisional and subject to change.

The numbers in the table below represent the number of Florida and non-Florida residents for whom test results were received by the Department of Health. A person can be tested by more than one laboratory and can have both positive and negative results. **Therefore, the sum of the numbers in each column will be larger than the total number of people tested.**

Reporting lab	Inconclusive	Negative	Positive	Percent positive	Total
LITTLE NECK URGENT CARE		50	2	4%	52
INTERNAL MEDICINE SPECIALIST		46	6	12%	52
EMERGENCY PHYSICIANS MEDICAL CENTER LLC		34	18	35%	52
BREVARD HEALTH ALLIANCE INC		49	3	6%	52
SOUTHSIDE HOSPITAL NORTHWELL HEALTH LABORATORY		45	7	13%	52
INFINITY BIOLOGIX LLC OAKDALE		49	3	6%	52
SNH BRFL TENANT LLC	2	50			52
CALHOUN COUNTY HEALTH DEPT		25	27	52%	52
ROCHESTER GENERAL HOSPITAL LABORATORY		48	4	8%	52
ST VINCENTS PRIMARY CARE		47	5	10%	52
BRANDON COMMUNITY HEALTH CENTER		41	11	21%	52
ERIC C MRSHAL, MD, PC #1842		49	3	6%	52
S-H THIRTY FIVE OPCO - ORANGE CITY, LLC		42	10	19%	52
GULFVIEW MEDICAL INSTITUTE		51			51
Jupiter Medical Center Pavilion		50	1	2%	51
BAYCARE MEDICAL GROUP		45	6	12%	51
MIAMI CLINICAL RESEARCH CORP		12	39	76%	51
LPG PEDIATRICS AT PAGE FIELD		50	1	2%	51
AVANTE ST CLOUD		48	3	6%	51
PENNSYLVANIA DEPARTMENT OF HEALTH BUREAU OF LABORATORIES			51	100%	51
OAKS OF CLEARWATER, THE		48	3	6%	51
GOLDEN POND COMMUNITIES		51			51
LAKELAND REGIONAL HEALTH GATEWAY CENTER		28	23	45%	51
ERDOX		49	2	4%	51
INN AT THE FOUNTAINS, THE		34	17	33%	51
TRADITIONAL HOME HEALTH OF PALM BEACH INC		49	1	2%	50
PORT ST. LUCIE - ZAXBY'S		50			50
BENTON HOUSE OF PORT ORANGE		44	6	12%	50
WALGREENS #10373		48	2	4%	50
PHILLIPPE RIDGE		38	12	24%	50
SOUTHEAST ALABAMA MEDICAL CENTER			50	100%	50
HILA BECKERMAN MD LLC	1	45	4	8%	50
SOUTH CAROLINA DEPT OF HEALTH AND ENVIRONMENT CONTROL		11	39	78%	50
ADVENT HEALTH EXPRESS CARE		5	45	90%	50
ORCHID COVE AT DAYTONA		45	5	10%	50
BETHUNE-COOKMAN UNIVERSITY		32	18	36%	50
SOLARIS SENIOR LIVING NORTH NAPLES		48	1	2%	49
MIRIMUS CLINICAL LABS	1	20	28	57%	49
DOH		23	26	53%	49
ALLEGRO		47	2	4%	49
SOFT CELL LABORATORIES		45	4	8%	49
HOME CARE PHARMACY		49			49
RAINBOW PEDIATRICS PC LLC / BREAKFAST POINT		38	11	22%	49
PRACTICE MANAGEMENT OF AMERICA, INC.		7	42	86%	49
USF		1	48	98%	49
HCTB INC		47	2	4%	49
HEALTH FIRST - CAPE CANAVERAL HOSPITAL		1	48	98%	49

# COVID-19: testing by laboratory

Data through Mar 24, 2021 verified as of Mar 25, 2021 at 09:25 AM

Data in this report are provisional and subject to change.

The numbers in the table below represent the number of Florida and non-Florida residents for whom test results were received by the Department of Health. A person can be tested by more than one laboratory and can have both positive and negative results. **Therefore, the sum of the numbers in each column will be larger than the total number of people tested.**

Reporting lab	Inconclusive	Negative	Positive	Percent positive	Total
NORTHBROOK CENTER FOR		47	2	4%	49
S-H THIRTY FIVE OPCO - LUTZ, LLC		47	1	2%	48
POPLAR HEALTHCARE PLLC	1	11	36	75%	48
NEW YORK PRESBYTERIAN - QUEENS DIAGNOSTIC		44	4	8%	48
GRAND OAKS OF PALM CITY LLC	1	41	6	13%	48
PREMIER MEDICAL ASSOCIATES		46	2	4%	48
FHMG_CTR FOR SENIOR HEALTH		43	5	10%	48
BAY CENTER HURRICANE SHELTER		48			48
CENTRA CARE - LAKE NONA		6	42	88%	48
LPG PRIMARY CARE AT SURFSIDE		42	6	13%	48
BENTLEY VILLAGE II		39	9	19%	48
MINUTECLINIC DIAGNOSTIC OF SOUTH CAROL		44	4	8%	48
THE TERRACE OF JACKSONVILLE		3	45	94%	48
MEDICAL PAVILION CLINIC		35	13	27%	48
CAREMED INTERNAL MEDICINE		30	18	38%	48
SEWANEE MOLECULAR DIAGNOSTICS LABORATO		48			48
NAPLES PEDIATRICS INC		43	5	10%	48
COURTYARD GARDENS OF JUPITER		48			48
PREMIER COMMUNITY HEALTHCARE GROUP INC		46	2	4%	48
SPRING MANOR ASSISTED LIVING		48			48
QHC UPSTATE MEDICAL PC		40	8	17%	48
GRAND AVENUE RX			48	100%	48
Citymd Of Toms River		41	6	13%	47
NAVARRE GARDENS		41	6	13%	47
BLOCK NATION CHASE		38	9	19%	47
ADVENT HEALTH - LAKE WALES		35	12	26%	47
MADISON COUNTY MEMORIAL HOSPITAL LABORATORY		15	32	68%	47
CAPE REGIONAL MEDICAL CENTER		45	2	4%	47
HERNANDO ENDOSCOPY AND SURGERY CENTER		36	11	23%	47
COMPLETE HOME CARE OF THE PALM BEACHES LLC		43	4	9%	47
FELICIDAD MEDICAL CENTER		1	46	98%	47
INTERLAB		1	46	98%	47
ADVENT HEALTH MEDICAL GROUP OB GYN AT		40	6	13%	46
KAPG ST AUGUSTINE SENIOR HOUSING OPCO LLC		37	9	20%	46
NORTH FLORIDA / SOUTH GEORGIA VETERANS HEALTH SYSTEM		1	45	98%	46
NORTH FLORIDA PEDIATRICS - JACKSONVILLE		41	5	11%	46
CITYMD OF MANAHAWKIN		44	2	4%	46
WG EVERGREEN WOODS SH LLC		46			46
HARTFORD HEALTH SERVICES LLC		46			46
MOBILE DOC FL, LLC		29	17	37%	46
H LEE MOFFITT CANCER CENTER MICRO		46			46
Guardian Care Nursing and Rehabilitation Center		46			46
LONG ISLAND JEWISH MED CTR		43	3	7%	46
NIGHT LITE PEDIATRICS CENTER LLC		10	36	78%	46
COLLIER BLVD HMA PHYSICIAN MANAGEMENT LLC		46			46
PREMIER PLACE HEALTHCARE AT THE GLENVIEW		46			46
FAMILY EXTENDED CARE OF WINTER HAVEN		44	2	4%	46

# COVID-19: testing by laboratory

Data through Mar 24, 2021 verified as of Mar 25, 2021 at 09:25 AM

Data in this report are provisional and subject to change.

The numbers in the table below represent the number of Florida and non-Florida residents for whom test results were received by the Department of Health. A person can be tested by more than one laboratory and can have both positive and negative results. **Therefore, the sum of the numbers in each column will be larger than the total number of people tested.**

Reporting lab	Inconclusive	Negative	Positive	Percent positive	Total
EAST MANATEE FAMILY	1	1	44	96%	46
CORNERSTONE PEDIATRICS		35	11	24%	46
TRICORE REF LABS - UNIV OF NM		46			46
MARIANNA HEALTH AND REHABILITATION CENTER		45	1	2%	46
ADVENTIST HEALTH SYSTEM FLORIDA		31	15	33%	46
ST ANTHONYS PRIMARY CARE LLC/JACKSON STREET			46	100%	46
WINTER GARDEN REHAB AND NURSING CENTER		42	4	9%	46
PINES NURSING HOME		44	2	4%	46
GRAMERCY PARK URGENT CARE		43	2	4%	45
LARA HEALTH AND WELLNESS CENTER LLC		45			45
TAMPA BAY CONCIERGE DOCTOR, LLC		43	2	4%	45
NEOGENOMICS LABORATORIES INC		45			45
BRP SH OPCO LLC		45			45
PATRICK MANOR INCORPORATED		45			45
REDI-MED WALK-IN FAMILY CARE			45	100%	45
INTERCOASTAL MEDICAL GROUP			45	100%	45
SOUTHPORT SQUARE HARBOUR HEALTH		45			45
NEXT MOLECULAR ANALYTICS		14	31	69%	45
BAPTIST URGENT CARE		42	3	7%	45
CARE 4 U MANAGEMENT, INC			45	100%	45
POINTE AT NEW PORT PLACE,THE		45			45
HOLY NAME HOSPITAL LABORATORY		43	2	4%	45
COLLIER URGENT CARE CENTERS		44	1	2%	45
STUART URGENT CARE			45	100%	45
PANCARE HEALTH - BAY COUNTY - YOUNGSTOWN		40	5	11%	45
LAKE CO EMPLOYEE HEALTH AND WELLNESS CENTER		41	4	9%	45
ALLIANCE OF PHYSICIANS AGAINST COVID-19			45	100%	45
COLLIER COUNTY JAIL		45			45
THE MERIDIAN AT BOCA RATON	1	43			44
RADIOLOGY ASSOCIATES OF VENICE AND ENGLEWOOD		42	2	5%	44
SAN CARLOS PHARMACY		39	5	11%	44
LINCOLN DIAGNOSTIC LAB		42	2	5%	44
CVS NY4098030POCT NEW YORK		44			44
FLORIDA HOSPITAL		28	16	36%	44
WALGREENS 3145		41	3	7%	44
OCOEE PEDIATRICS		37	7	16%	44
PEDIATRICS OF CENTRAL FLORIDA – SAINT CLOUD	2	40	2	5%	44
TGH URGENT CARE POWERED BY FAST TRACK			44	100%	44
IMA MEDICAL CENTER		29	15	34%	44
LYSTER ACH FT RUCKER AL		41	3	7%	44
MORTON PLANT			44	100%	44
Gulf Shore Care Center		39	5	11%	44
ASHTON PLACE	3	37	4	9%	44
LONG ISLAND UNIVERSITY - POST CAMPUS		44			44
LUTHERAN HAVEN EXTENDED CONGREGATE CAR		44			44
ISLAND URGENT CARE PLLC		41	2	5%	43
UNION MEDICAL CARE PLLC		43			43

# COVID-19: testing by laboratory

Data through Mar 24, 2021 verified as of Mar 25, 2021 at 09:25 AM

Data in this report are provisional and subject to change.

The numbers in the table below represent the number of Florida and non-Florida residents for whom test results were received by the Department of Health. A person can be tested by more than one laboratory and can have both positive and negative results. **Therefore, the sum of the numbers in each column will be larger than the total number of people tested.**

Reporting lab	Inconclusive	Negative	Positive	Percent positive	Total
CITY OF CAPE CORAL		34	9	21%	43
VIP WALK IN CLINIC		21	22	51%	43
WOLFF CTR FOR CHILD & ADOLESCENT HEALTH PLLC,THE		26	17	40%	43
LAKE MARY KIDS CENTRA CARE		33	10	23%	43
COURTYARD GARDENS OF BOYNTON BEACH, LLC		40	3	7%	43
BRANCH MEDICAL CLINIC			43	100%	43
PLAINVIEW URGENT CARE		40	3	7%	43
ADVENTHEALTH MEDICAL GROUP FAMILY MEDICINE		38	5	12%	43
LOURDES HOSPITAL INC		41	2	5%	43
PRINCETON VILLAGE☐		39	4	9%	43
PINELLAS INTERNAL MEDICINE ASSOCIATES	1	39	3	7%	43
FIRST CHOICE URGENT CARE		12	31	72%	43
GEORGE E WEEMS MEMORIAL HOSPITAL LAB		33	10	23%	43
BIOREFERENCE LABORATORIES INC		3	40	93%	43
DUVAL PHARMACY		32	11	26%	43
SUNCOAST TECHNICAL COLLEGE SCHOOL OF HEALTH		42			42
MINUTECLINIC, LLC		36	6	14%	42
KIVA AT CANTERBURY		25	17	40%	42
PACIFICA SENIOR LIVING OCALA		37	5	12%	42
CLINICAL LABORATORY		42			42
GUIDEWELL EMERGENCY MEDICINE DOCTORS LLC		17	25	60%	42
URGENT CARE & WELLNESS CENTER		10	32	76%	42
Atlantic Shore Nursing and Rehab		42			42
ROYAL PALM SENIOR RESIDENCE		42			42
ADVENTHEALTH MEDICAL GROUP MULTISPECIALTY			42	100%	42
SANTA BARBARA CARE CENTER		24	18	43%	42
BENTON HOUSE OF ST. JOHNS		40	2	5%	42
CVS MINUTE CLINIC DIAGNOSTIC OF NORTH CAROL		36	6	14%	42
MILLENIA ADVANCED SCIENTIFIC LLC			42	100%	42
MAIMONIDES-SHALOM ACADEMY, INC		41	1	2%	42
NORTHWELL HEALTH PLAINVIEW HOSPITAL LABORATORY		32	9	22%	41
CROSSROADS URGENT CARE		26	15	37%	41
IMA MEDICAL GROUP POINCIANA		18	23	56%	41
FLORIDA HOSPITAL NEW SMYRNA		4	37	90%	41
A & R RESEARCH GROUP		35	6	15%	41
AVALON PARK RETIREMENT RESIDENCE		40	1	2%	41
CITRUS COUNTY HEALTH DEPARTMENT		35	6	15%	41
VANDERBILT UNIVERSITY MEDICAL CENTER		37	4	10%	41
UNIVERSITY OF ALABAMA		38	3	7%	41
OPTUMCARE SOUTH FLORIDA, LLC		34	7	17%	41
WHITE-WILSON MEDICAL CENTER		30	11	27%	41
BRONX LEBANON HOSPITAL-MEDICAL CENTER		37	4	10%	41
ADVANCE URGENT CARE CENTER, LLC		2	39	95%	41
PEDIATRICS OF CENTRAL FLORIDA KISSI		33	8	20%	41
University Hills health and Rehabilitation		31	10	24%	41
ATRIA WILLOW WOOD		39	2	5%	41
MID-FLORIDA PATHOLOGY, LLC		33	8	20%	41

# COVID-19: testing by laboratory

Data through Mar 24, 2021 verified as of Mar 25, 2021 at 09:25 AM

Data in this report are provisional and subject to change.

The numbers in the table below represent the number of Florida and non-Florida residents for whom test results were received by the Department of Health. A person can be tested by more than one laboratory and can have both positive and negative results. **Therefore, the sum of the numbers in each column will be larger than the total number of people tested.**

Reporting lab	Inconclusive	Negative	Positive	Percent positive	Total
STAT ONE URGENT CARE CENTER		2	39	95%	41
PRIDE DIAGNOSTICS		24	16	40%	40
NORTH CAROLINA DEPARTMENT OF HEALTH & HUMAN SERVICES	1		39	98%	40
ADVENT HEALTH CENTRA CARE - LAKE LAND		30	10	25%	40
DOCTORS CENTER PA,THE		35	5	13%	40
CAPITAL REGIONAL MEDICAL CENTER		2	38	95%	40
CLINICAL PATHOLOGY LABORATORIES, INC		40			40
ST JOSEPHS HOSPITAL SOUTH HOSPITAL			40	100%	40
M&V SAN JOSE MEDICAL CENTER			40	100%	40
LONGLEAF DIAGNOSTIC LABORATORIES		11	29	73%	40
JFK MEDICAL CENTER NORTH LAB		1	38	97%	39
MEDEX MEDICAL EXPRESS OF PALATKA LLC			39	100%	39
CLINICAL RESEARCH SEQUENCING PLATFORM		8	31	79%	39
Gulfport Rehabilitation Center		36	3	8%	39
BOND CLINIC, PA		9	30	77%	39
BROOKDALE BRANDON	1	38			39
MINUTECLINIC DIAGNOSTIC OF NORTH CAROLINA		38	1	3%	39
BIOFIRE		7	32	82%	39
SHERMAN-ABRAMS LABORATORY INC		35	4	10%	39
GENEXPERT			39	100%	39
BAYSHORE PATHOLOGY CONSULTANTS PA		37	2	5%	39
ROADS PEDIATRICS,LLC		37	2	5%	39
WG BAYPOINT VILLAGE SH LLC		38	1	3%	39
SUNSHINE ASSISTED LIVING		39			39
BRIDGEVIEW CENTER LLC		27	12	31%	39
MAIN STREET MEDICAL CENTER OF CRESTVIEW PA		20	19	49%	39
JUNIPER VILLAGE AT CAPE CORAL		34	5	13%	39
GUYAN VALLEY WELLNESS CENTER		32	7	18%	39
LAKE INTERNAL MEDICINE ASSOCIATES PA		32	7	18%	39
PREMISE HEALTH MIA		1	38	97%	39
CEDAR CREEK AT KINGS BAY INC		39			39
BAY COUNTY JAIL ANNEX		34	5	13%	39
FLORIDA DEPARMENT OF HEALTH CLAY COUNTY		25	13	34%	38
STETSON UNIVERSITY STUDENT HEALTH CENTER		3	35	92%	38
STEWART MEDICAL GROUP, INC		21	17	45%	38
Life Care Center of Citrus County		37	1	3%	38
ANDALUSIA HEALTH		21	17	45%	38
ATRIA SAN PABLO		36	2	5%	38
EASTERN SHORE URGENT CARE		27	11	29%	38
HOMWOOD RESIDENCE AT FREEDOM PLAZA		37	1	3%	38
AUTUMN OF SARASOTA		12	26	68%	38
CORRECTIONAL MEDICAL GROUP		27	11	29%	38
CDR MAGUIRE - MIAMI BEACH CC MISSION 17388		2	36	95%	38
Bon Secours Maria Manor		33	5	13%	38
CCRC @ SUNFLOWER LLC		35	3	8%	38
HIGHLANDS COUNTY FIRE RESCUE		38			38
MOLECULAR DIAGNOSTICS		5	33	87%	38



# COVID-19: testing by laboratory

Data through Mar 24, 2021 verified as of Mar 25, 2021 at 09:25 AM

Data in this report are provisional and subject to change.

The numbers in the table below represent the number of Florida and non-Florida residents for whom test results were received by the Department of Health. A person can be tested by more than one laboratory and can have both positive and negative results. **Therefore, the sum of the numbers in each column will be larger than the total number of people tested.**

Reporting lab	Inconclusive	Negative	Positive	Percent positive	Total
LABCORP		15	22	59%	37
LIGHTHOUSE PEDIATRICS OF NAPLES		33	4	11%	37
NIGHT LITE PEDIATRIC CENTER		10	27	73%	37
BITTINGS APOTHECARY INC		33	4	11%	37
CONNECTICUT DEPARTMENT OF HEALTH		22	15	41%	37
ONE MILO		37			37
FAMILY EXTENDED CARE OF SEBRING INC		35	2	5%	37
SOMA MEDICAL CENTER PA #3		5	32	86%	37
HOLZER HEALTH CENTER		5	32	86%	37
LPG PULMONOLOGY-COCONUT POINT		32	5	14%	37
ACCURATE DIAGNOSTIC LAB		35	2	5%	37
THE MEDICAL GROUP OF SOUTH FLORIDA INC		33	4	11%	37
BELVEDERE COMMONS OF SUN CITY CENTER		37			37
PATHOGENIUS LABORATORIES		30	7	19%	37
ST JOSEPHS CHILDRENS OUTREACH			37	100%	37
TAYLORVILLE FAMILY MEDICINE		30	7	19%	37
ST AUGUSTINE PEDIATRIC ASSOC		33	4	11%	37
THE COLLIER AT NAPLES		36	1	3%	37
PONCE THERAPY CARE CENTER		34	3	8%	37
HR SARASOTA OPERATOR LLC		25	12	32%	37
MINUTECLINIC DIAGNOSTIC OF RHODE ISLAND, LLC #1544		36	1	3%	37
BULLS HEAD URGENT CARE		35	2	5%	37
ENCOMPASS HEALTH REHABILITATION HOSPITAL OF LARGO		34	3	8%	37
INNOVATION CLINICAL TRIALS, INC			37	100%	37
MAKO MEDICAL		21	16	43%	37
NEWPATH DIAGNOSTICS		28	8	22%	36
BVL/LITTLE ANGEL PEDIATRICS		36			36
ALWAYS BEST CARE SENIOR SERVICES		33	3	8%	36
EMED LABS, LLC	3	33			36
WASHINGTON COUNTY HEALTH DEPARTMENT		24	12	33%	36
ORTHOPAEDIC SURGERY CENTER		36			36
ADULT MEDICINE OF LAKE COUNTY INC			36	100%	36
HARMONY HEALTH OPCO, LLC		15	21	58%	36
PROFESSIONAL PEDIATRICS		34	2	6%	36
SIDDH INC DBA SAN CARLOS PHARMACY		33	3	8%	36
LPG CONVENIENT CARE AT METRO		33	3	8%	36
COLLIER HMA PHYSICIAN MANAGEMENT LLC		27	8	23%	35
ISLAND LAKE CENTER		14	21	60%	35
POARCH BANC CREEK INDIANS TRIBAL HEALTH DEPARTMENT			35	100%	35
BENTON HOUSE OF CLERMONT		35			35
PECONIC BAY MEDICAL CENTER LABORATORY		26	9	26%	35
D W MCMILLAN MEMORIAL HOSPITAL		24	11	31%	35
PARKSIDE HEALTH AND REHABILITATION CENTER			35	100%	35
COASTAL LABORATORIES OF FLORIDA		32	3	9%	35
ST. MARYS MEDICAL CENTER		1	34	97%	35
VETERANS AFFAIRS MEDICAL CENTER - NEW YORK HARBOR		34	1	3%	35
CAREHERE LAKE SCHOOLS EMPLOYEE HEALTH CENTER		24	11	31%	35

# COVID-19: testing by laboratory

Data through Mar 24, 2021 verified as of Mar 25, 2021 at 09:25 AM

Data in this report are provisional and subject to change.

The numbers in the table below represent the number of Florida and non-Florida residents for whom test results were received by the Department of Health. A person can be tested by more than one laboratory and can have both positive and negative results. **Therefore, the sum of the numbers in each column will be larger than the total number of people tested.**

Reporting lab	Inconclusive	Negative	Positive	Percent positive	Total
P23 LABS		35			35
UNIVERSITY HOSPITAL		30	5	14%	35
PALM POINT BEHAVIORAL HEALTH		35			35
WUESTHOFF MEMORIAL HOSPITAL			35	100%	35
PATHGROUP		9	26	74%	35
ST LUCIE COUNTY JAIL		26	9	26%	35
BOCA TOXICOLOGY LLC		33	2	6%	35
MINUTECLINIC DIAGNOSTIC OF LOUISIANA		33	2	6%	35
ADVENT HEALTH - FISH MEMORIAL		2	33	94%	35
NEUROINTERNATIONAL SARASOTA		32	3	9%	35
VIKOR SCIENTITIC		5	30	86%	35
MINUTECLINIC DIAGNOSTIC MEDICAL GROUP		32	3	9%	35
IRL		4	31	89%	35
MINUTECLINIC DIAGNOSTIC OF MICHIGAN		32	3	9%	35
NCHD		21	14	40%	35
CHILDRENS CLINIC		11	24	69%	35
FHMG-FLORIDA HOSPITAL MEDICAL GROUP		25	10	29%	35
MAINSTREET FAMILY URGENT CARE		1	34	97%	35
MIDDLETOWN MEDICAL P C		24	10	29%	34
NORTH FLORIDA PHARMACY		32	2	6%	34
TRIPLE O MEDICAL SERVICES INC		31	3	9%	34
RESIDENTIAL PLAZA AT BLUE LAGOON INC		31	3	9%	34
REDI-MED WALK IN FAMILY CLINIC			34	100%	34
BASSETTI MEDICAL RESEARCH INC		28	6	18%	34
FLORIDA PEDIATRIC GROUP PA		28	6	18%	34
SOUTHEASTERN OUTPATIENT SURGERY CENTER		31	3	9%	34
PREMIUM HEALTH SERVICES OF TAMPA BAY LLC		18	16	47%	34
PARAMOUNT WALK-IN CLINIC		1	33	97%	34
LEE COMMUNITY HEALTHCARE - LEHIGH		30	4	12%	34
AYERS NURSING AND REHABILITATION CENTER		34			34
THE SPRINGS OF PARC HILL		33	1	3%	34
WALGREENS COVID-19		27	7	21%	34
TUSCAN GARDENS OF DELRAY BEACH MANAGEMENT COMPANY,		34			34
HARBORCHASE OF WELLINGTON CROSSING		32	2	6%	34
BAY STREET PHARMACY		32	2	6%	34
FAMILY AND INTERNAL MEDICINE AT AVALON PARK		30	4	12%	34
MEDCOMP SCIENCES			34	100%	34
SOUTHCOR LABORATORY		4	30	88%	34
LONG TERM CARE OF GULF BREEZE LLC		30	4	12%	34
RASHDA ALBIBI M.D. P.A.		31	3	9%	34
CORAL HOUSE ASSISTED LIVING COMMUNITY LLC		33			33
Kensington Gardens		33			33
CENTRAL FLORIDA HEALTH CARE INC WAUCHULA SITE 2		26	7	21%	33
WESTWOOD NURSING AND REHABILITATION		28	5	15%	33
ALAN A SMITH MD LLC		31	2	6%	33
JACKSON HEALTH SYSTEM		2	31	94%	33
SANFORD MOBILE LAB PGA TOUR		32	1	3%	33

# COVID-19: testing by laboratory

Data through Mar 24, 2021 verified as of Mar 25, 2021 at 09:25 AM

Data in this report are provisional and subject to change.

The numbers in the table below represent the number of Florida and non-Florida residents for whom test results were received by the Department of Health. A person can be tested by more than one laboratory and can have both positive and negative results. **Therefore, the sum of the numbers in each column will be larger than the total number of people tested.**

Reporting lab	Inconclusive	Negative	Positive	Percent positive	Total
FLORIDA DEPARTMENT OF HEALTH IN MONROE COUNTY		27	6	18%	33
VILLA COURT LLC		33			33
LAKE SHERIFF		32	1	3%	33
LAKE COUNTY SCHOOLS EMPLOYEE HEALTH CENTER		22	11	33%	33
AMMON ANALYTICAL LABORATORIES		29	4	12%	33
PHYSICIAN ASSOCIATES LLC		26	7	21%	33
CITRUS CARE CLINIC			33	100%	33
WELLMED AT NEW TAMPA		23	10	30%	33
PHOSPHORUS DIAGNOSTICS		27	6	18%	33
NIGHT LITE PEDIATRICS URGENT CARE CENTER			33	100%	33
WALK IN MEDICAL URGENT CARE		33			33
AMBRY GENETICS CORPORATION	23	10			33
AHSE ROP		32	1	3%	33
Consulate Health Care of Orange Park		27	6	18%	33
PORT SAINT JOHN FAMILY PRACTICE		21	12	36%	33
METRO KNOXVILLE HMA		25	8	24%	33
VETERAN AFFAIRS MEDICAL CENTER - JAMES J PETERS		30	3	9%	33
DCH REGIONAL MEDICAL CENTER LABORATORY		32	1	3%	33
GREENRIDGE GROUP HOME	3	11	19	58%	33
JAMAICA HOSPITAL MEDICAL CENTER		29	4	12%	33
ORLANDO CLINICAL RESEARCH CENTER		31	2	6%	33
REHAB AND HEALTHCARE CENTER OF CAPE CORAL		33			33
BOND CLINIC		3	30	91%	33
VETERANS HOME			32	100%	32
WESTMINSTER ST AUGUSTINE		32			32
COMMUNITY MEDICAL CARE CENTER INC			32	100%	32
PASSPORT HEALTH ORLANDO		32			32
TANVIR H SHAGAR NP		27	5	16%	32
OPIS COQUINA CENTER		32			32
STATEN ISLAND UNIVERSITY HOSPITAL-POUCH		31	1	3%	32
MINUTE CLINIC LLC #2216		30	2	6%	32
SOUTHWEST LABS		32			32
LONG BEACH URGENT CARE		32			32
WINDSOR WOODS REHAB & HEALTHCARE CTR		31	1	3%	32
EP MEDICAL EQUIPMENT PHARMACY		28	4	13%	32
UNIVERSITY MEDICAL CTR OF PRINCETON AT		30	2	6%	32
FLORIDA PRESBYTERIAN HOMES INC		31	1	3%	32
WARDE MEDICAL LABORATORY		24	8	25%	32
EVERLYWELL		18	14	44%	32
IPSUM DIAGNOSTICS		3	29	91%	32
ALABAMA CLINICS		16	16	50%	32
MADISON POINTE CARE CENTER		32			32
COLORADO DEPARTMENT OF HEALTH LABORATORY SERVICES DIVISION			32	100%	32
TRADITIONAL HOME CARE INC		31	1	3%	32
Heartland Health Care Center North Sarasota		18	14	44%	32
UNION MEDICAL CARE		32			32
BROOKDALE CANOPY OAKS			32	100%	32

# COVID-19: testing by laboratory

Data through Mar 24, 2021 verified as of Mar 25, 2021 at 09:25 AM

Data in this report are provisional and subject to change.

The numbers in the table below represent the number of Florida and non-Florida residents for whom test results were received by the Department of Health. A person can be tested by more than one laboratory and can have both positive and negative results. **Therefore, the sum of the numbers in each column will be larger than the total number of people tested.**

Reporting lab	Inconclusive	Negative	Positive	Percent positive	Total
ARCPPOINT LABS OF WEST PALM BEACH		1	31	97%	32
GRAND VILLA OF ALTAMONTE SPRINGS		24	7	23%	31
HEALTH FIRST - VIERA HOSPITAL		1	30	97%	31
EASYCARE WALK-IN CLINIC	1	11	19	61%	31
FORT CAROLINE GARDENS, INC		29	2	6%	31
LPG PRIMARY CARE AT PINE ISLAND		28	3	10%	31
EAST CENTRAL FLORIDA OUTPATIENT IMAGING		19	12	39%	31
ADVENTHEALTH MEDICAL GROUP FAMILY MEDICINE AT RDV		31			31
EC OPCO TIMBERLIN PARC LLC		31			31
UR CARE FAMILY AND SPORTS MEDICINE			31	100%	31
IMMEDIATE CARE PA		27	4	13%	31
ENT AND ALLERGY ASSOCIATES OF FLORIDA LLC		30	1	3%	31
ADVANCED URGENT CARE		12	19	61%	31
JUPITER MEDICAL CENTER PHYSICIANS GROUP, INC		28	3	10%	31
MICHAEL J D'AMBROSE MD PA		29	2	6%	31
REGENCY PARK ASSISTED LIVING FACILITY		29	2	6%	31
GROWING TOGETHER PEDIATRICS, LLC		27	4	13%	31
GRAND VILLA OF NEW PORT RICHEY		24	7	23%	31
DISCOVERY COMMONS AT BRADENTON		31			31
UNIPATH		24	7	23%	31
NAPHCARE, INC.		21	10	32%	31
CITY OF OCALA EMPLOYEE HEALTH AND WELLNESS CENTER		25	6	19%	31
PREMIER URGENT CARE CENTER LLC			31	100%	31
HOLLISMED LLC		29	2	6%	31
AMERICAN ESOTERIC LABORATORIES		15	16	52%	31
COLLIER ANESTHESIA PAIN LLC		31			31
LabCorp L#09258130 M#09258125		12	19	61%	31
FLAGLER HOSPITAL INC	2		29	94%	31
ATLAN		26	5	16%	31
THE TERRACE AT IVY ACRES ALF		11	19	63%	30
AMEERAH LABS			30	100%	30
BOCA BIOLISTIC REFERENCE LAB			30	100%	30
FLORIDA ENDOSCOPY & SURGERY CTR LLC		30			30
LAKE MARY - STIRLING CENTER SUITE 202			30	100%	30
ADVENTHEALTH MEDICAL GROUP FAMILY & INTERNAL		11	19	63%	30
OAKMONTE VILLAGE		29	1	3%	30
RIVERHEAD URGENT CARE		29	1	3%	30
CARILLON SPORTS AND FAMILY MEDICINE		23	7	23%	30
Okeechobee Health Care Facility		16	14	47%	30
FORT VALLEY STATE UNIVERSITY		29	1	3%	30
OAK HARBOR ASSISTED LIVING FACILITY		27	3	10%	30
COUNTY OF LOS ANGELES			30	100%	30
ROCKLAND URGENT CARE FAMILY HEALTH NP		29	1	3%	30
CHIPOLA MEDICAL ASSOCIATES		10	20	67%	30
ADVENT HEALTH PRIMARY CARE PLUS, WINTER GARDEN		26	4	13%	30
WEINBERG VILLAGE		29	1	3%	30
CLINCLOUD, LLC			30	100%	30

# COVID-19: testing by laboratory

Data through Mar 24, 2021 verified as of Mar 25, 2021 at 09:25 AM

Data in this report are provisional and subject to change.

The numbers in the table below represent the number of Florida and non-Florida residents for whom test results were received by the Department of Health. A person can be tested by more than one laboratory and can have both positive and negative results. **Therefore, the sum of the numbers in each column will be larger than the total number of people tested.**

Reporting lab	Inconclusive	Negative	Positive	Percent positive	Total
CIGNA PBSO WEST PALM			30	100%	30
HERITAGE WATERSIDE		27	3	10%	30
MINUTE CLINIC DIAGNOSTIC OF SC, LLC #75		29	1	3%	30
AMELIA ASSISTED LIVING FACILITY		30			30
PERDIDO URGENT CARE		1	29	97%	30
Wiregrass Rehabilitation Center and Nursing Home		28	2	7%	30
MAGNOLIA DIAGNOSTICS, LLC		3	27	90%	30
ROBERT H JENKINS JR VETERANS' DOMICILIARY HOME OF		26	3	10%	29
STUART REHABILITATION AND HEALTHCARE		14	15	52%	29
ISLAMORADA VILLAGE OF ISLANDS FIRE RESCUE		27	2	7%	29
MD NOW MEDICAL CENTERS, INC.		26	3	10%	29
Rehabilitation Center of the Palm Beaches		29			29
SUNTREE INTERNAL MEDICINE		29			29
FAST PACE MEDICAL CLINIC		26	3	10%	29
RENAISSANCE SENIOR LIVING	1	28			29
DAVID LAWRENCE CENTER		25	4	14%	29
COMPREHENSIVE CHILDCARE		23	6	21%	29
PALM GARDEN OF JACKSONVILLE		27	2	7%	29
SANDALWOOD NURSING CENTER		29			29
WEISS PEDIATRIC CARE LLC		16	13	45%	29
PALMS, THE		29			29
DUVAL COUNTY HEALTH DEPARTMENT		29			29
CENTER ONE SURGERY CENTER		24	5	17%	29
NAPHCARE INC		24	5	17%	29
GREENSBORO PATHOLOGY LLC		27	2	7%	29
MIGUEL E TREVINO MD PA		25	4	14%	29
STEWART MELBOURNE HOSPITAL			29	100%	29
BAPTIST PRIMARY BLACK CREEK SOUTH			29	100%	29
UNIV OF ROCHESTER-STRONG MEMORIAL HOSP		28	1	3%	29
MINUTE CLINIC, LLC DBA MINUTECLINIC #4505		27	2	7%	29
PANCARE HEALTH - BONIFAY K-8			29	100%	29
CDC		17	12	41%	29
UCLA HEALTHCARE CLINICAL LABS		23	6	21%	29
ST PETER'S BENDER LABORATORY		28	1	3%	29
EVIVIA		29			29
PRO HEALTH HARMONY		29			29
ACCESS 365 URGENT CARE		9	20	69%	29
P4CLINICAL	3	2	24	83%	29
CAPE CORAL HOSPITAL ABG LABORATORY		16	13	45%	29
FAMILY CARE PARTNERS URGENT CARE LLC		23	6	21%	29
NURSES HELPING HANDS INC ALF		29			29
HUNTINGTON STATION URGENT CARE		28	1	3%	29
INTERIM HEALTHCARE OF NORTHWEST FLORIDA INC		27	2	7%	29
A AND R RESEARCH GROUP LLC		25	4	14%	29
NEMOURS CHILDRENS CLINIC		22	7	24%	29
ACTIVE SENIOR LIVING		26	2	7%	28
PULSE & REMEDY LLC		13	15	54%	28



# COVID-19: testing by laboratory

Data through Mar 24, 2021 verified as of Mar 25, 2021 at 09:25 AM

Data in this report are provisional and subject to change.

The numbers in the table below represent the number of Florida and non-Florida residents for whom test results were received by the Department of Health. A person can be tested by more than one laboratory and can have both positive and negative results. **Therefore, the sum of the numbers in each column will be larger than the total number of people tested.**

Reporting lab	Inconclusive	Negative	Positive	Percent positive	Total
UNIVERSITY BEHAVIORAL CENTER		28			28
RESIDENCE AT BAY VUE		27	1	4%	28
LAKELAND NURSING AND REHABILITATION CENTER			28	100%	28
STATCARE URGENT & WALK IN MEDICAL CARE		25	3	11%	28
MINUTE CLINIC DIAGNOSTIC OF VIRGINIA, LLC		28			28
ORANGE PEDIATRICS			28	100%	28
NORTH PINELLAS CHILDRENS MEDICAL CENTER			28	100%	28
DAVENPORT PEDIATARICS CLERMONT PA		26	2	7%	28
ASTORIA HEALTH AND REHABILITATION CENTER		27	1	4%	28
MINUTECLINIC DIAGNOSTIC OF RHODE ISLAND, LLC #212		28			28
SUNSHINE PEDIATRICS OF CENTRAL FLORIDA PL		26	2	7%	28
MARION PEDIATRICS PA		21	7	25%	28
UNIVERSITY OF ILLINOIS VETERINARY DIAG	1	26	1	4%	28
DOCTOR TODAY TLC LLC			28	100%	28
KEY PRIMARY CARE			28	100%	28
LABORATORY ALLIANCE OF CENTRAL NEW YORK		27	1	4%	28
CERON PEDIATRICS & INTEGRATIVE MEDICIN		28			28
Cleveland Clinic Laboratories		4	24	86%	28
PORT ST LUCIE HOSPITAL		25	3	11%	28
URGENT CARE CENTER			28	100%	28
Signature Healthcare of Ormond		28			28
CARDIOLOGY AND MEDICINE ASSOCIATES INC		27	1	4%	28
JOSEF SCHENKER MD PC DBA CENTERS URGENT		26	2	7%	28
PORT CHARLOTTE HMA		26	2	7%	28
MULBERRY'S MOBILE PROVIDER SERVICES LLC□		14	14	50%	28
SYNIVERSE WELLNESS CENTER		24	4	14%	28
THORNBURG PEDIATRICS		26	2	7%	28
STEINHATCHEE DRUGS		22	6	21%	28
BROOKDALE PHILLIPPI CREEK			28	100%	28
EDEN AT CRESTVIEW		12	16	57%	28
LAKE PLACID HEALTH AND REHABILITATION		1	27	96%	28
NATIONAL MENTOR HEALTHCARE LLC			28	100%	28
GRAND LIVING AT LAKEWOOD RANCH		27	1	4%	28
CHILDREN'S MEDICAL CENTER			28	100%	28
CARE HERE		5	23	82%	28
FAMILY CARE PARTNERS		18	10	36%	28
TGH URGENT CARE - RIVERVIEW			27	100%	27
GULFSIDE HOSPICE INC		24	3	11%	27
EXPRESS CARE OF BELLEVIEW		27			27
LEXINGTON PLACE SENIOR LIVING COMMUNITY		27			27
VICK STREET MANOR		27			27
VASSAR BROTHERS MEDICAL CENTER LABORATORY		25	2	7%	27
UNION CHD		24	3	11%	27
KIVA AT CANTERBURY, LLC		27			27
SUNCOAST LABS			27	100%	27
SPANISH RIVER HIGH SCHOOL ESE		23	4	15%	27
PINELLAS 1 HOME HEALTH CARE CORP		27			27

# COVID-19: testing by laboratory

Data through Mar 24, 2021 verified as of Mar 25, 2021 at 09:25 AM

Data in this report are provisional and subject to change.

The numbers in the table below represent the number of Florida and non-Florida residents for whom test results were received by the Department of Health. A person can be tested by more than one laboratory and can have both positive and negative results. **Therefore, the sum of the numbers in each column will be larger than the total number of people tested.**

Reporting lab	Inconclusive	Negative	Positive	Percent positive	Total
FIRST CHOICE PEDIATRICS LOOP		25	2	7%	27
HEALTHPARK MEDICAL CENTER ABG LAB		26	1	4%	27
BROOKDALE UNIVERSITY HOSPITAL		25	2	7%	27
LOOP PEDIATRICS		22	5	19%	27
BROOKDALE SOUTHPOINT			27	100%	27
ARTHREX MEDICAL CENTER EAST		22	5	19%	27
ATRIA LADY LAKE		27			27
WIREGRASS CLINIC LLC		22	5	19%	27
Grand Villa of Clearwater		25	2	7%	27
CHILDRENS MEDICAL CENTER			27	100%	27
JOSEPH SCHENKER MD PC DBA CENTERS URGENT		24	3	11%	27
THE COMMONWEALTH OF MASSACHUSETTS		1	26	96%	27
THE PALMS PHARMACY, INC		24	3	11%	27
BROWARD HEALTH IMPERIAL POINT NURSING			27	100%	27
BAYCARE HEALTH SYSTEMS, LLC			26	100%	26
EXPRESS FAMILY CARE LLC		11	15	58%	26
MARTHA'S HOUSE & ASSISTED LIVING FACILITY		26			26
LEE MEMORIAL HEALTH SYSTEM D/B/A LEE COMMUNITY		24	2	8%	26
TREEHOUSE PEDIATRICS & FAMILY CARE		26			26
MINUTECLINIC, LLC #08366		21	5	19%	26
MONTEFIORE NEW ROCHELLE HOSPITAL		24	2	8%	26
HOLIDAY MEDICAL ASSOCIATES		1	25	96%	26
FLORIDA MEDICAL CLINIC - MULTI SPECIALTY CAMPUS		9	17	65%	26
BOCA SIMON LAB		1	25	96%	26
ABL MEDICAL CARE LLC			26	100%	26
WAKULLA COUNTY HEALTH DEPARTMENT		12	14	54%	26
PULMONARY SPECIALISTS OF THE PALM BEACHES		16	10	38%	26
GASTROENTEROLOGY ASSOCIATES OF PENSACOLA PA		23	3	12%	26
ADVENT HEALTH PARTIN SETTLEMENT HEALTH PARK		18	8	31%	26
RAINBOW PEDIATRICS		1	25	96%	26
WEST BROWARD CARE CENTER		24	2	8%	26
MINIMALLY INVASIVE VASCULAR INC		24	2	8%	26
MARYLAND DEPARTMENT OF HEALTH			26	100%	26
PARK WEST MEDICAL CENTER		25	1	4%	26
EPIC REFERENCE LABS INC			26	100%	26
DARDEN WELLNESS CENTER		23	3	12%	26
PALM BEACH COUNTY FIRE RESCUE		24	2	8%	26
MINUTE CLINIC DIAGNOSTIC OF VIRGINIA		21	5	19%	26
CAMP BOGGY CREEK		26			26
MINUTECLINIC DIAGNOSTIC OF TEXAS		22	4	15%	26
THE MINIER URGENT CARE		20	6	23%	26
BUREAU OF PUBLIC HEALTH	1	6	19	73%	26
Clearwater Center		12	14	54%	26
URGENT FAMILY CARE INC		23	3	12%	26
MONCRIEF ARMY HEALTH CLINIC			26	100%	26
LABORATORY MEDICINE CONSULTANTS-LMC PA		24	2	8%	26
OAKTREE HEALTHCARE			26	100%	26

# COVID-19: testing by laboratory

Data through Mar 24, 2021 verified as of Mar 25, 2021 at 09:25 AM

Data in this report are provisional and subject to change.

The numbers in the table below represent the number of Florida and non-Florida residents for whom test results were received by the Department of Health. A person can be tested by more than one laboratory and can have both positive and negative results. **Therefore, the sum of the numbers in each column will be larger than the total number of people tested.**

Reporting lab	Inconclusive	Negative	Positive	Percent positive	Total
GOOD SAMARITAN HOSPITAL LABORATORY		23	3	12%	26
EAST HILL MEDICAL GROUP		17	9	35%	26
LAKES DIALYSIS CENTER INC			26	100%	26
BROOKWOOD BAPTIST MEDICAL CENTER		25	1	4%	26
CRESTVIEW IMMEDIATE CARE LL		3	23	88%	26
MINUTECLINIC, LLC #4230		22	4	15%	26
LOT HEALTH SERVICES☐	1	25			26
COLORADO DEPARTMENT OF PUBLIC HEALTH AND ENVIRONMENT			26	100%	26
SANITAS		4	22	85%	26
ADVENT HEALTH MEDICAL GROUP- FAMILY MEDICINE AT DR. PHILIPS		21	5	19%	26
MAYO CLINIC JACKSONVILLE		1	24	96%	25
ADVENT HEALTH EXPRESS		9	16	64%	25
CLEARWATER EMPLOYEE HEALTH CLINIC		9	16	64%	25
HUNT CLUB PEDIATRIC ASSOCIATES LLC		21	4	16%	25
TALLAHASSEE DEVELOPMENTAL CENTER☐		24	1	4%	25
ASSISTED LIVING OF BROWARD		25			25
RJ LEE GROUP	1	23	1	4%	25
COOPER HEALTHCARE		22	3	12%	25
MEDEXPRESS URGENT CARE - BLOOMINGTON		22	3	12%	25
CARENOW - DOWNTOWN NORTH GULCH		24	1	4%	25
ARCPOINT LABS OF FORT LAUDERDALE		25			25
ST. CLOUD HOSPITAL		20	5	20%	25
MADWAR		19	6	24%	25
ADVENT HEALTH - LAKE MARY PEDIATRICS		16	9	36%	25
FEDERAL PRISON CAMP PENSACOLA			25	100%	25
DELRAY BEACH FACIAL PLASTIC SURGERY		25			25
Summit Medical Group Westfield Lab		22	3	12%	25
THE WATERMARK AT VISTAWILLA		25			25
COASTAL SKIN SURGERY AND DERMATOLOGY		18	7	28%	25
Casa Mora Rehabilitation & Extended Care		25			25
MULBERRY CARE CENTER		19	6	24%	25
SOUTH FLORIDA DIALYSIS CENTER		8	17	68%	25
COASTAL COMPLETE CARE		11	14	56%	25
WOMENS CARE FLORIDA LABORATORY		25			25
WESTPAC LABS		1	24	96%	25
CANTON-POTSDAM HOSPITAL LABORATORY		24	1	4%	25
PBSO WEST PALM FAMILY PRACTICE		1	24	96%	25
MINUTE CLINIC DIAGNOSTIC OF NEW JERSEY		24	1	4%	25
SUNQUEST		3	22	88%	25
MD BEAUTY LABS, PA		23	2	8%	25
MINUTECLINIC DIAGNOSTIC OF PENNSYLVANI		24	1	4%	25
GREEN GABLES ASSISTED LIVING FACILITY		25			25
GRAND VILLA OF DEL RAY WEST		22	3	12%	25
JOSEF SCHENKER MD PC		25			25
STATE LAB		2	22	92%	24
PHYSICIANS PRIMARY CARE OF SW FLORIDA PL		24			24
ROWLETT MIDDLE ACADEMY		22	2	8%	24

# COVID-19: testing by laboratory

Data through Mar 24, 2021 verified as of Mar 25, 2021 at 09:25 AM

Data in this report are provisional and subject to change.

The numbers in the table below represent the number of Florida and non-Florida residents for whom test results were received by the Department of Health. A person can be tested by more than one laboratory and can have both positive and negative results. **Therefore, the sum of the numbers in each column will be larger than the total number of people tested.**

Reporting lab	Inconclusive	Negative	Positive	Percent positive	Total
WELLNOW URGENT CARE		23	1	4%	24
LABORATORY DYNAMICS		20	4	17%	24
THE CHAPPEL GROUP RESEARCH		24			24
PALMETTO PEDIATRICS			24	100%	24
LEE PHYSICIAN GROUP		21	3	13%	24
COMMUNITY HEALTH OF SOUTH FLORIDA			24	100%	24
ORLANDO HEALTH PRIMARY CARE PEDIATRICS		24			24
CENTERPLACE HEALTH		3	21	88%	24
RAINBOW PEDIATRIC CENTER		2	22	92%	24
GRAND VILLA OF ST. PETERSBURG		22	2	8%	24
WESTMINSTER WOODS ON JULINGTON CREEK		22	2	8%	24
PHYSICIANS STAT		3	21	88%	24
SENIOR LIVING IV SUN CITY LLC		17	7	29%	24
ASURANCE SCIENTIFIC LABORATORIES		24			24
URGENT CARE USA			24	100%	24
THE LODGE AND REHABILITATION CENTER		9	15	63%	24
ENGLEWOOD HOSPITAL AND MEDICAL CENTER		19	5	21%	24
VILLAGES REHABILITATION AND NURSING CENTER		24			24
VIRTUA		20	4	17%	24
SANFORD PEDIATRIC ASSOCIATES, PA		22	2	8%	24
HENNEPIN COUNTY MEDICAL CENTER (HCMC)		13	11	46%	24
HERITAGE OAKS ASSISTED LIVING & MEMORY CARE		20	4	17%	24
HALIFAX HEALTH URGENT CARE		4	20	83%	24
TARPON BAYOU CENTER			24	100%	24
PRIME CARE ONE LLC/HARBORCHASE OF VENICE			24	100%	24
ALAN SERURE MD		24			24
ATRIA AT ST JOSEPHS		24			24
PALMS MEDICAL GROUP - LAKE CITY WEST		3	21	88%	24
MINUTECLINIC, LLC, DBA MINUTECLINIC #5		21	3	13%	24
HEALTH MED CENTERS		24			24
CSH LAKE ORIENTA LP		24			24
COURTYARDS OF ORLANDO		24			24
MINUTECLINIC DIAGNOSTIC OF TN, PC 374		20	4	17%	24
TOTAL ACCESS URGENT CARE		1	23	96%	24
SHORE MEMORIAL HOSPITAL		21	3	13%	24
MAGNOLIA PEDIATRICS		4	20	83%	24
AIR, LAND & SEA PHYSICALS & CONSULTATIONS, LLC		23	1	4%	24
CARE CENTERS OF NASSAU LLC MINER ROAD NORTH		24			24
SENIOR HEALTH OF WINTER PARK DUNDEE		24			24
SPRINGWOOD COURT		19	5	21%	24
NOVANT HEALTH		18	6	25%	24
AVENTIS BIO-SERVICES CTL		24			24
MADISON COUNTY MEMORIAL HOSP		12	12	50%	24
Grand Villa of Deerfield Beach		22	2	8%	24
TIMBERLANE LODGE ALF	1	16	7	29%	24
MED PLUS FLORENCE		20	4	17%	24
PACIFICA SENIOR LIVING FORT MYERS		15	9	38%	24

# COVID-19: testing by laboratory

Data through Mar 24, 2021 verified as of Mar 25, 2021 at 09:25 AM

Data in this report are provisional and subject to change.

The numbers in the table below represent the number of Florida and non-Florida residents for whom test results were received by the Department of Health. A person can be tested by more than one laboratory and can have both positive and negative results. **Therefore, the sum of the numbers in each column will be larger than the total number of people tested.**

Reporting lab	Inconclusive	Negative	Positive	Percent positive	Total
WELLMED AT PLANT CITY		11	13	54%	24
MID FLORIDA PATHOLOGY LLC		23	1	4%	24
SUMMIT MEDICAL GROUP - 75 E NORTHFIELD		22	2	8%	24
AMERICAN RESEARCH LABS		24			24
WOODHOUSE INC		17	6	26%	23
CARLOS F FUSTER MD PA		21	2	9%	23
FORT SANDERS REGIONAL LABORATORY		23			23
CORE LABORATORY		1	22	96%	23
UNIVERSITY HILLS HEALTH AND REHABILITATION CENTER		18	5	22%	23
GRAND VILLA OF PINELLAS PARK		21	2	9%	23
NOBLE SENIOR LIVING		3	20	87%	23
PM PEDIATRICS		22	1	4%	23
FINLAY C. LABORATORY		3	20	87%	23
WILLAMETTE VALLEY TOXICOLOGY LLC		21	2	9%	23
ORLANDO FAMILY MEDICINE		8	15	65%	23
UF HEALTH NORTH JACKSONVILLE			23	100%	23
ROSLYN URGENT CARE		23			23
UNIV OF NORTH ALABAMA HEALTH CENTER		22	1	4%	23
SUMMERGATE PHARMACY		21	2	9%	23
NEWYORK-PRESBYTERIAN/ LAWRENCE HOSPITAL LABORATORY		21	2	9%	23
1ST PRIORITY LAB SERVICES		21	2	9%	23
BOZEMAN HEALTH DEACONESS HOSPITAL		18	5	22%	23
EGL GENETIC DIAGNOSTICS		1	22	96%	23
LEE MEMORIAL HEALTH SYSTEM		20	3	13%	23
SARASOTA MEMORIAL NURSING & REHABILITATION CTR		23			23
NEW JERSEY		22	1	4%	23
EMORY BENNETT VETERANS NURSING HOME	1	22			23
ADVENTHEALTH MEDICAL GROUP PULMONOLOGY		20	3	13%	23
OMEGA LABORATORIES		19	4	17%	23
ISLAND COAST PEDIATRICS PA		22	1	4%	23
LAKEVIEW HEALTH CARE SYSTEMS		9	14	61%	23
TIFFANY LAKE CARE CENTERS INC		23			23
WUESTHOFF MEDICAL CENTER-MELBOURNE			23	100%	23
ACCESS HEALTH CARE PHYSICIANS LLC		10	13	57%	23
KELLY'S ASSISTED LIVING FACILITY		22			22
FAMILY AND AFTER HOURS CARE		22			22
FLORIDA HOSPITAL LABS		12	10	45%	22
SEAGRASS VILLAGE			22	100%	22
MORNINGSIDE MANOR & VILLA ADULT CARE C		22			22
ST VINCENTS AMBULATORY CARE INC DBA		19	3	14%	22
DALE MEDICAL CENTER		17	5	23%	22
FLORENCE J HUNT STUDENT WELLNESS CENTER - HEALTH SERVICES (ABBOTT)		22			22
WALGREEN		13	9	41%	22
HUNT CLUB MEDICAL		15	7	32%	22
CHARLOTTE CHD PORT CHARLOTTE		18	4	18%	22
APOLLO SURGERY CENTER		20	2	9%	22
MARATHON HEALTH FOR LIFE		19	3	14%	22



# COVID-19: testing by laboratory

Data through Mar 24, 2021 verified as of Mar 25, 2021 at 09:25 AM

Data in this report are provisional and subject to change.

The numbers in the table below represent the number of Florida and non-Florida residents for whom test results were received by the Department of Health. A person can be tested by more than one laboratory and can have both positive and negative results. **Therefore, the sum of the numbers in each column will be larger than the total number of people tested.**

Reporting lab	Inconclusive	Negative	Positive	Percent positive	Total
ERIC C MARSHAL MD, PC DBA MINUTECLINIC		21	1	5%	22
Wesley Place on Honeysuckle		20	2	9%	22
ROCKLEDEGE REGIONAL MEDICAL CENTER		17	5	23%	22
SMH PHYSICIAN SERVICES INC		21	1	5%	22
OLIVE BRANCH HEALTH AND REHABILITATION CENTER			22	100%	22
URGENT CARE USA LLC		1	21	95%	22
JUST FOR KIDS PEDIATRICS		5	17	77%	22
FLORIDA PEDIATRICS		6	16	73%	22
ST VINCENT'S EAST		20	2	9%	22
JUPITER MEDICAL CENTER			22	100%	22
TOTTENVILLE CIRCLE URGENT CARE		22			22
ENCOMPASS HEALTH REHABILITATION HOSPITAL OF SARASOTA		22			22
EXPRESS CARE OF TAMPA BAY LLC		2	20	91%	22
GILCHRIST COUNTY JAIL		20	2	9%	22
NORTHWEST FLORIDA COMMUNITY HOSPITAL 3RD FLOOR		20	2	9%	22
TEN HEALTHCARE		6	16	73%	22
CARESPOT		2	20	91%	22
FORT PIERCE FAMILY CARE INC		16	6	27%	22
MINUTECLINIC DIAGNOSTIC OF TN PC #320		14	8	36%	22
GERALD J KIVETT MD		20	2	9%	22
BAYFRONT FAMILY HEALTH CENTER		3	19	86%	22
ELAN SPANISH SPRINGS		4	18	82%	22
South Heritage Health and Rehab		22			22
GRAND VILLA OF ENGLEWOOD		17	5	23%	22
STEWART MEDICAL GROUP INC			22	100%	22
PHYSICIANS CARE		19	3	14%	22
EBEIDS MD PEDIATRICS		19	3	14%	22
ADVANCED URGENT CARE CENTER		7	15	68%	22
GLEN COVE HOSPITAL		22			22
SOLE HEALTH LLC		22			22
DIACARTA INC.		22			22
HARBOUR ISLAND PEDIATRICS		13	9	41%	22
PULSE MEDICAL GROUP INC			22	100%	22
MOBILE DIVISION LABORATORY		7	15	68%	22
ST ELIZABETH MEDICAL CENTER LABORATORY		19	3	14%	22
UAH STUDENT HEALTH CENTER		14	7	33%	21
CLINICAL PATHOLOGY LABORATORIES SOUTHEAST			21	100%	21
CENTRAL FLORIDA PEDIATRIC URGENT CARE LLC		17	4	19%	21
NEW YORK PRESBYTERIAN - ALLEN HOSPITAL		21			21
SIMEDHEALTH LLC		15	6	29%	21
COLUMBIA MEMORIAL HOSPITAL		21			21
COASTAL FAMILY PRACTICE		13	8	38%	21
ADIRONDACK MEDICAL CENTER		21			21
LAKE HOWARD HEIGHTS	1	18	2	10%	21
ST JUDE CHILDRENS RESEARCH HOSPITAL		21			21
UPMC CHAUTAUQUA AT WCA LABORATORY		20	1	5%	21
JEFFERSON K-12, A SOMERSET SCHOOL- CLINIC		17	4	19%	21

# COVID-19: testing by laboratory

Data through Mar 24, 2021 verified as of Mar 25, 2021 at 09:25 AM

Data in this report are provisional and subject to change.

The numbers in the table below represent the number of Florida and non-Florida residents for whom test results were received by the Department of Health. A person can be tested by more than one laboratory and can have both positive and negative results. **Therefore, the sum of the numbers in each column will be larger than the total number of people tested.**

Reporting lab	Inconclusive	Negative	Positive	Percent positive	Total
FLUSHING HOSPITAL MEDICAL CENTER		17	4	19%	21
MIDNIGHT MEDICINE			21	100%	21
MINUTECLINIC, LLC, DBA MINUTECLINIC #2544		20	1	5%	21
CL BRUMBACK PRIMARY CARE CLINIC LANTANA		2	19	90%	21
NEW YORK METHODIST HOSPITAL		17	4	19%	21
MINUTECLINIC DIAGNOSTIC OF TN PC #378		20	1	5%	21
UTAH DEPARTMENT OF HEALTH			21	100%	21
PALM BAY FAMILY PRACTICE		4	17	81%	21
ROCKLEDGE FAMILY HEALTH			21	100%	21
METROPOLITAN CHARITIES INC		19	2	10%	21
INTERNATIONAL MEDICAL LABORATORY INC		21			21
ARDEN COURTS OF WINTER SPRINGS		18	3	14%	21
MEDI STATION			21	100%	21
PRIMECARE OF DOTHAN-DALEVILLE CLINIC		16	5	24%	21
ADEPT INPATIENT MEDICAL SERVICES PC		21			21
HOWARD BEACH URGENT CARE		21			21
MORRIS PARK URGENT CARE		18	3	14%	21
CONNECTDX		6	15	71%	21
OHIO CVS STORES, LLC DBA		18	2	10%	20
MINUTECLINIC DIAGNOSTIC OF ILLINOIS L		15	5	25%	20
ADVANCED HEALTHCARE ASSOCIATES		18	2	10%	20
HENDRY REGIONAL CORPORATE HEALTH			20	100%	20
WINTER PARK FAMILY PRACTICE LLC		17	3	15%	20
MINUTECLINIC DIAGNOSTICS MEDICAL GROUP		19	1	5%	20
GOOD SAMARITAN SOCIETY OF DAYTONA		16	4	20%	20
VIERA FAMILY MEDICINE AND WELLNESS		16	4	20%	20
HOPE HEALTHCARE		20			20
GUARDANT HEALTH		14	6	30%	20
MEDICAL EXPRESS CORP		18	2	10%	20
Sovereign Laboratory Services, LLC		17	3	15%	20
DEPT OF VA MEDICAL CENTER - BAY PINES			20	100%	20
BETHESDA HEALTH PHYSICIAN GROUP INC			20	100%	20
MEDEMERGE		18	2	10%	20
MARQUES PEDIATRICS			20	100%	20
BAYCARE MEDICAL GROUP INC		1	19	95%	20
REDITUS LABORATORIES			20	100%	20
BEST MEDICAL CENTER		11	9	45%	20
PONCE PLAZA NURSING & REHAB CENTER		4	16	80%	20
BROOKDALE MANDARIN CENTRAL		7	13	65%	20
PROFESSIONAL PARK PEDIATRICS PA			20	100%	20
SOUTH CAROLINA DEPARTMENT OF HEALTH			20	100%	20
HEALTHY MINORS, LLC.		20			20
CARESPOT OF NOCATEE		1	19	95%	20
1 TOUCH TOTALCARE SOLUTIONS		18	2	10%	20
CONSOLIDATED LAB SERVICES		10	10	50%	20
BAY PEDIATRICS PA		18	2	10%	20
A LILIKO'I PHARMACY LLC		19	1	5%	20

# COVID-19: testing by laboratory

Data through Mar 24, 2021 verified as of Mar 25, 2021 at 09:25 AM

Data in this report are provisional and subject to change.

The numbers in the table below represent the number of Florida and non-Florida residents for whom test results were received by the Department of Health. A person can be tested by more than one laboratory and can have both positive and negative results. **Therefore, the sum of the numbers in each column will be larger than the total number of people tested.**

Reporting lab	Inconclusive	Negative	Positive	Percent positive	Total
POINT OF CARE CLINICS PRIMARY CARE		20			20
TGH MEDICAL GROUP LABORATORY CARROLLWOOD			20	100%	20
HOUSE CALLS PROFESSIONAL LLC		17	3	15%	20
SONATA BOYNTON BEACH		18	2	10%	20
PEDIATRIC ASSOCIATES PA		17	3	15%	20
EMORY UNIVERSITY HOSPITAL		16	4	20%	20
CANCER RESEARCH LAB, BOB JONES UNIVERSITY		19	1	5%	20
SOMA MEDICAL CENTER # 4		2	18	90%	20
BAYFRONT HMA CONVENIENT CARE, LLC		2	18	90%	20
ESTATES MEDICAL CENTER		12	8	40%	20
WINSHIPS PHARMACY INC		20			20
MINUTECLINIC DIAGNOSTIC OF NORTH		18	2	10%	20
SOUTH NASSAU COMMUNITIES HOSPITAL		16	4	20%	20
SOUTH FLORIDA BAPTIST HOSPITAL			20	100%	20
CVS NC3516POCT WINSTON SALEM		18	2	10%	20
ODYSSEY HEALTHCARE OF MARION COUNTY, LLC		19	1	5%	20
LAKE WORTH MANOR		19	1	5%	20
TENNESSEE DEPARTMENT OF HEALTH		15	5	25%	20
NO NAME		8	11	58%	19
WELLMED AT LAKE COPELAND		13	6	32%	19
LAB INTERMARKET FACILITY LAB		1	18	95%	19
ANYLABTESTNOW		6	13	68%	19
SEVEN RIVERS REGIONAL MEDICAL CENTER		5	14	74%	19
COMMUNITY HOME HEALTH CARE		19			19
MICHELLE S PAGE MD PA		18	1	5%	19
GRACE WELLNESS CENTER		8	11	58%	19
DOCTORS MEDICAL CENTER OF WALTON COUNTY CLINIC			19	100%	19
BAPTIST MEDICAL GRP URGENT CARE & OCC HEALTH AIRPO		19			19
BAPTIST MEMORIAL HEALTH CARE		17	2	11%	19
JACKSON NORTH MEDICAL CENTER		2	17	89%	19
EMERALD COAST HOSPICE - CRESTVIEW		19			19
CAREATC INC BRANDON	1	17	1	5%	19
ROSS MEDICAL GROUP			19	100%	19
ENCOMPASS HOME HEALTH OF THE SOUTHEAST LLC		19			19
GRAND VILLA OF ORMOND BEACH		16	3	16%	19
ST VINCENT'S URGENT CARE		16	3	16%	19
FLORIDA COMMUNITY HEALTH CENTER OF ST. LUCIE		1	18	95%	19
SHELBY BAPTIST MEDICAL CENTER		14	5	26%	19
BARTON FAMILY PRACTICE		8	11	58%	19
FAMILY CARE CYPRESS CREEK		1	18	95%	19
FOX FAMILY PRACTICE		19			19
HARLEM HOSPITAL CENTER		18	1	5%	19
CARENOW URGENT CARE-BRENTWOOD		13	6	32%	19
BAYVIEW MEDICAL		19			19
COMMONWEALTH OF MASSACHUSETTS			19	100%	19
OCEANSIDE URGENT CARE		19			19
PRIMARY CARE SPECIALISTS OF ORLANDO LLC		14	5	26%	19

# COVID-19: testing by laboratory

Data through Mar 24, 2021 verified as of Mar 25, 2021 at 09:25 AM

Data in this report are provisional and subject to change.

The numbers in the table below represent the number of Florida and non-Florida residents for whom test results were received by the Department of Health. A person can be tested by more than one laboratory and can have both positive and negative results. **Therefore, the sum of the numbers in each column will be larger than the total number of people tested.**

Reporting lab	Inconclusive	Negative	Positive	Percent positive	Total
FLORIDA HOSPITAL WINTER GARDEN		15	4	21%	19
STATCARE URGENT AND WALK-IN MEDICAL CA		17	2	11%	19
EDWARD S BENNETT MD PLLC		19			19
ROYAL PALM MEDICAL GROUP, INC		19			19
MINUTECLINIC DIAGNOSTIC PA		17	2	11%	19
STATEN ISLAND UNIVERSITY HOSPITAL		18	1	5%	19
AUBURN COMMUNITY HOSPITAL		17	2	11%	19
CARE POINT HEALTH & WELLNESS CENTER		19			19
REGENCY SQUARE MALL - SEARS		3	16	84%	19
TEXAS DEPARTMENT OF STATE HEALTH SERVICES		3	16	84%	19
MINUTECLINIC DIAGNOSTIC OF NORTH CAROLINA PC		16	3	16%	19
CLERMONT ADVENTHEALTH CENTRA CARE		1	18	95%	19
GLEN OAKS URGENT CARE		18	1	5%	19
MED HEALTH SERVICES		18	1	5%	19
MCWHORTER SCHOOL OF PHARMACY		19			19
ALL PEDIATRIC CARE			19	100%	19
NANO HEALTH ASSOCIATES LLC		19			19
OCEAN REEF MEDICAL CENTER, LLC			19	100%	19
MONROE COUNTY DETENTION CENTER			19	100%	19
Citymd Of Lacey		16	3	16%	19
INTEGRATED REGIONAL LABORATORIES - LARGO			19	100%	19
ENCOMPASS HEALTH REHABILITATION HOSPITAL OF PANAMA CITY		14	5	26%	19
KINDRED HOSPITAL OCALA		16	3	16%	19
FLORIDA MEDICAL CLINIC IM MLK		13	6	32%	19
ESOTERIX GENETIC LABORATORIES		16	3	16%	19
BRIDGEWAY HEALTH CLINICS INC			19	100%	19
ORLANDO ORTHOPAEDIC OUTPATIENT SURGERY CENTER		15	4	21%	19
STONE WASH CLINICAL LABORATORIES		2	17	89%	19
GENTIVA HEALTH SERVICES		17	2	11%	19
LOVING CARE OF THE TREASURE COAST LLC	1	13	5	26%	19
CAREHERE- LCS LEESBURG			18	100%	18
Floral Health and Rehabilitation, LLC		17	1	6%	18
CRANES VIEW LODGE			18	100%	18
BIG BEND HOSPICE INC		18			18
GENERAL INTERNAL MEDICINE MEDICAL CTR CLINIC		13	5	28%	18
ADVENT HEALTH - KISSIMMEE		6	12	67%	18
CABOT RESERVE ON THE GREEN		18			18
PPD - IXLAYER		17	1	6%	18
PEACHTREE IMMEDIATE CARE			18	100%	18
MIAMI BEACH MEDICAL GROUP			18	100%	18
ST. JUDES LABORATORIES		12	6	33%	18
BROWNE MEDICAL		16	2	11%	18
ASCENSION ST VINCENT'S PRIMARY CARE		1	17	94%	18
UM MILLER SCHOOL OF MEDICINE			18	100%	18
HELIX DIAGNOSTICS			18	100%	18
Z UROLOGY		18			18
PRIMARY CARE MEDICINE	1	13	4	22%	18

# COVID-19: testing by laboratory

Data through Mar 24, 2021 verified as of Mar 25, 2021 at 09:25 AM

Data in this report are provisional and subject to change.

The numbers in the table below represent the number of Florida and non-Florida residents for whom test results were received by the Department of Health. A person can be tested by more than one laboratory and can have both positive and negative results. **Therefore, the sum of the numbers in each column will be larger than the total number of people tested.**

Reporting lab	Inconclusive	Negative	Positive	Percent positive	Total
ST CATHERINE OF SIENA HOSPITAL		16	2	11%	18
MOORINGS PARK OAKSTONE AT GREY OAKS		17	1	6%	18
DIXIE COUNTY HEALTH DEPARTMENT		11	7	39%	18
COLLEGE POINT URGENT CARE		15	3	17%	18
MINUTECLINIC DIAGNOSTIC OF MICHIGAN PC		17	1	6%	18
BAY COUNTY HEALTH DEPARTMENT		14	4	22%	18
EAST RIDGE RETIREMENT VILLAGE		18			18
MADISON CORE LABORATORIES		17	1	6%	18
BASSETTI & ASSOCIATES, MD, PA			18	100%	18
MINUTECLINIC DIAGNOSTIC OF RHODE ISLAND, LLC #590		17	1	6%	18
WALGREEN EASTERN CO, INC		18			18
CVS NC7588POCT ASHEVILLE		15	3	17%	18
TPCA CLINICAL LABORATORIES		15	3	17%	18
STAT MEDICAL CLINIC III INC		12	6	33%	18
URGENT TEAM		15	3	17%	18
MINUTECLINIC DIAGNOSTIC OF LOUISIANA,		17	1	6%	18
BAYFRONT MEDICAL			18	100%	18
OSCEOLA ALF OPERATOR, LLC DBA□		18			18
TENDER CARE ALF		18			18
PALM BEACH GARDENS MEDICAL CENTER			18	100%	18
MINUTECLINIC #8699		14	4	22%	18
AURORA DIAGNOSTICS		6	12	67%	18
HARTFORD HOSPITAL ANCILLARY LAB		17	1	6%	18
THE VILLAGES HEALTH		12	6	33%	18
49D2045214PHYSICIAN OFFICEWALVERME		9	9	50%	18
EXPRESS URGENT CARE - HARRISONBU			18	100%	18
XPRESS WELLNESS URGENT CARE			18	100%	18
TRINITY MEDICAL ASSOCIATES LLC			18	100%	18
MARION COUNTY HEALTH DEPARTMENT		17	1	6%	18
MINUTECLINIC DIAGNOSTIC OF TN PC #6363		15	3	17%	18
IONA COLLEGE HEALTH & WELLNESS CENTER		18			18
KISSIMMEE VA OUTPATIENT CLINIC		17			17
TNC WALK IN CLINIC		12	5	29%	17
BROOKDALE ST AUGUSTINE			17	100%	17
DIEGO FALLON MD PA		6	11	65%	17
ADVENT HEALTH - FOUR CORNERS ER		11	6	35%	17
REOPEN DIAGNOSTICS			17	100%	17
MI CASA DORADA ASSISTED LIVING FACILIT		17			17
PARRISH HEALTH CENTER		14	3	18%	17
GRAND VILLA OF BOYNTON BEACH		16	1	6%	17
MEDEXPRESS URGENT CARE - TIMBERLAKE		15	2	12%	17
WACO HHSSURGEWACO	1	14	2	12%	17
MAITLAND PRIMARY CARE		9	8	47%	17
COAST MED URGENT CARE		16	1	6%	17
RESOLVE MOLECULAR DIAGNOSTICS		13	4	24%	17
ELTINGVILLE CIRCLE URGENT CARE		16	1	6%	17
GENETIC TECHNOLOGICAL INNOVATIONS			17	100%	17
BROOKDALE CROWN POINT			17	100%	17



# COVID-19: testing by laboratory

Data through Mar 24, 2021 verified as of Mar 25, 2021 at 09:25 AM

Data in this report are provisional and subject to change.

The numbers in the table below represent the number of Florida and non-Florida residents for whom test results were received by the Department of Health. A person can be tested by more than one laboratory and can have both positive and negative results. **Therefore, the sum of the numbers in each column will be larger than the total number of people tested.**

Reporting lab	Inconclusive	Negative	Positive	Percent positive	Total
PRIMARY CARE WALK IN CLINIC PLLC			17	100%	17
MINUTECLINIC DIAGNOSTIC OF TN PC #6435		15	2	12%	17
ST JOSEPH HOSPITAL		16	1	6%	17
ALBIBI		1	16	94%	17
UVMC MICROBIOLOGY		16	1	6%	17
URGENT CARE WEST CLINIC		14	3	18%	17
JESSIE TRICE COMMUNITY HEALTH SYSTEM, INC		1	16	94%	17
FORT WALTON BEACH DEVELOPMENTAL CENTER		16	1	6%	17
THE CANOPY AT HARPER LAKE	1		16	94%	17
PRATTVILLE BAPTIST HOSPITAL		13	4	24%	17
HEALTHCARE NOW			17	100%	17
BAY BREEZE HEALTH AND REHABILITATION CENTER		9	8	47%	17
YUSRA MEDICAL ASSOCIATES PA		14	3	18%	17
UNIVERSITY OF ALABAMA - FUNGAL REFERENCE LABORATORY		12	5	29%	17
ROBERT WOOD JOHNSON UNIVERSITY HOSP		15	2	12%	17
MD PLUS URGENT CARE, LLC			17	100%	17
REGENEXX TAMPA BAY		14	3	18%	17
WELLINGTON FAMILY PRACTICE		13	4	24%	17
CARE NOW, INC		13	4	24%	17
FORT HAMILTON URGENT CARE		17			17
MEDEXPRESS URGENT CARE, MOON TOWNSHIP		16	1	6%	17
CVA MINUTE CLINIC DIAGNOSTIC OF VIRGINIA, LLC		17			17
MASSACHUSETTS GENERAL HOSPITAL		1	16	94%	17
MARCO DRUGS AND COMPOUNDING		13	4	24%	17
RAYMOND BASRI MD		17			17
LEE COMMUNITY HEALTHCARE INC NORTH FORT MYERS		17			17
CARESPOT EXPRESS HEALTHCARE			17	100%	17
CVS NC7047POCT DURHAM		17			17
LAKELAND HILLS CENTER		10	7	41%	17
MINUTECLINIC MINUTECLINIC #8746		16	1	6%	17
UNIVERSITY LAB			17	100%	17
VALLEY IMMEDIATE CARE		15	2	12%	17
INN AT LAKE SEMINOLE SQUARE, THE		17			17
URGENT CARE AT LONGWOOD			17	100%	17
KETAMINE HEALTH CENTERS AT BONITA SPRINGS, LLC		16			16
FAST TRACK URGENT CARE CENTER - TYRONE			16	100%	16
ALL FLORIDA FAMILY & SPORTS MEDICINE		15	1	6%	16
PRESBYTERIAN MEDICAL SERVICES		16			16
BAPTIST PEDIATRICS		13	3	19%	16
MED LABS DIAGNOSTICS		10	6	38%	16
FRUITVILLE URGENT CARE			16	100%	16
Grand Villa of Dunedin		10	6	38%	16
PRO HEALTH FAMILY PHYSICIANS, NYSTROM		16			16
AURORA UNIVERSITY WELLNESS CENTER		16			16
ST ANTHONY'S HOSP PATIENT CARE SERVICE			16	100%	16
NORTHWEST FLORIDA SLEEP		1	15	94%	16
OKEECHOBEE HEALTHCARE FACILITY			16	100%	16

# COVID-19: testing by laboratory

Data through Mar 24, 2021 verified as of Mar 25, 2021 at 09:25 AM

Data in this report are provisional and subject to change.

The numbers in the table below represent the number of Florida and non-Florida residents for whom test results were received by the Department of Health. A person can be tested by more than one laboratory and can have both positive and negative results. **Therefore, the sum of the numbers in each column will be larger than the total number of people tested.**

Reporting lab	Inconclusive	Negative	Positive	Percent positive	Total
PANAMA CITY VITAS HOSPICE		16			16
UNIVERSITY OF MIAMI MILLER SCHOOL			16	100%	16
INTERNAL MEDICINE ASSOCIATES & SPECIALTIES INC		15	1	6%	16
HODGES CLUSTER		2	14	88%	16
FAST PACE MEDICAL CLINIC PLLC		14	2	13%	16
CVS MINUTE CLINIC DIAGNOSTIC OF TEXAS LLC		12	4	25%	16
LYNN KEEFE, MD PEDIATRICS		13	3	19%	16
MILLENNIUM PHYSICIAN GRP LLC NAPLES PINE RIDGE			16	100%	16
MIRIMUS INC		1	15	94%	16
MEDEXPRESS URGENT CARE - ROBINSON TWP, STEUBENVILLE PIKE		14	2	13%	16
NORTHWEST FLORIDA ENT, PA		5	11	69%	16
BVL PEDIATRICS		14	2	13%	16
JS HEALTHCARE INC		16			16
JOSEPH MIGNOGNA		13	3	19%	16
SOMA MEDICAL CENTER PA			16	100%	16
OPTIMAL CARE PEDIATRICS		2	14	88%	16
HEALTH CENTRAL HOSPITAL			16	100%	16
ABC PEDIATRICS OF PORT ST LUCIE		14	2	13%	16
FLORIDA MEDICAL CL ODOM TPA		6	10	63%	16
MORTON PLANT NORTH BAY HOSPITAL			16	100%	16
COMMUNITY HEALTH OF SOUTH FLORIDA INC			16	100%	16
ORANGE REGIONAL MEDICAL CENTER LABORATORY		13	3	19%	16
CITY OF NAPLES FIRE RESCUE		13	3	19%	16
MORTON PLANT MEASE			16	100%	16
TREASURE ISLE LLC		16			16
LPG PRIMARY CARE AT BONITA BAY LIFESTYLE CENTER		15	1	6%	16
MC DIAGNOSTIC OF CONNECTICUT, PC #775		15	1	6%	16
ST AUGUSTINE PLANTATION		1	15	94%	16
LAKEWOOD RANCH MEDICAL CENTER CLINICAL LAB			16	100%	16
GRAND VILLA OF LARGO		14	2	13%	16
PASSPORT HEALTH OF TAMPA BAY		16			16
EAR NOSE & THROAT ASSOCIATES OF MANATEE PA		16			16
ADVENT HEALTH - ZEPHYRHILLS			16	100%	16
ASHRAF MEDICAL GROUP PLLC DBA PULSE M		15	1	6%	16
Lab MSMC Hialeah			16	100%	16
CLEVELAND CLINIC FLORIDA		1	15	94%	16
STARLING AT NOCATEE			16	100%	16
MINNEOLA PLACE A HOMEBRIDGE COMMUNITY		16			16
NOVANT HEALTH GOHEALTH URGENT CARE-HARRISBURG		8	8	50%	16
HUDSON VALLEY HOSPITAL CENTER LABORATORY		15	1	6%	16
MEDEXPRESS URGENT CARE LEWISBURG		15	1	6%	16
LPG PRIMARY CARE AT CAPE CORAL PARKWAY		14	2	13%	16
XERA MED RESEARCH			16	100%	16
BONIFAY NURSING AND REHABILITATION CENTER			16	100%	16
SRMC AVALON		9	7	44%	16
URGENT CARE CLINIC OF LINCOLN		14	2	13%	16
ADVENT HEALTH MEDICAL GROUP FAMILY AND INTERNAL MEDICINE AT AVALON PAR		15	1	6%	16

# COVID-19: testing by laboratory

Data through Mar 24, 2021 verified as of Mar 25, 2021 at 09:25 AM

Data in this report are provisional and subject to change.

The numbers in the table below represent the number of Florida and non-Florida residents for whom test results were received by the Department of Health. A person can be tested by more than one laboratory and can have both positive and negative results. **Therefore, the sum of the numbers in each column will be larger than the total number of people tested.**

Reporting lab	Inconclusive	Negative	Positive	Percent positive	Total
CALLAWAY CLINIC		11	5	31%	16
PROMEDICA LABORATORIES		11	5	31%	16
MEDICINE AT LONGWOOD		16			16
CLEVELAND CLINIC			16	100%	16
CRUCIAL CARE		10	6	38%	16
ADVENTHEALTH MEDICAL GROUP PEDIATRICS AT		4	12	75%	16
SINAI HOSPITAL OF BALTIMORE		15			15
EASTLAKE PEDIATRICS - TRINITY		15			15
ADVENT HEALTH - WINTER HAVEN		8	7	47%	15
CUSTEAD CARE CENTER HAVEN HOSPICE		12	3	20%	15
MEDLAB ASSOCIATES LLC		15			15
CLINIC OF PEDIATRICS & GI MEDICINE INC		1	14	93%	15
ADVENTHEALTH MEDICAL GROUP		11	4	27%	15
MILTON 4707		15			15
WALGREENS #04618		14	1	7%	15
MIAMI BEACH MEDICAL GROUP LLC			15	100%	15
MINUTE-CLINIC DIAGNOSTIC OF VIRGINIA		13	2	13%	15
BRYAN WHITFIELD MEMORIAL HOSPITAL		10	5	33%	15
OPTIONS FOR SENIORS INC DBA PALM KREST MANOR		12	3	20%	15
HUNTINGTON URGENT CARE		14	1	7%	15
ORLANDO HEALTH		2	13	87%	15
RICH STREET GROUP HOME		8	7	47%	15
UNIVERSITY HOSPITAL UC HEALTH		11	4	27%	15
BAPTIST MEDICAL CENTER EAST		11	4	27%	15
AVALON FAMILY RESORT ASSISTED LIVING LLC		15			15
OAKMONTE VILLAGE OF DAVIE			15	100%	15
AHMG SURGICAL SPECIALIST		15			15
BESSENT ROAD GROUP HOME		15			15
MEDEXPRESS URGENT CARE - SEMINOLE SQUA		13	2	13%	15
UNDERGROUND FREE CLINIC		15			15
FAMILY CARE CENTER OF ARLINGTON		10	5	33%	15
AJU GEORGE MD PA			15	100%	15
MINUTECLINIC DIAGNOSTIC OF TN PC #566		13	2	13%	15
ESTATES MEDICAL CENTER INC		4	11	73%	15
BLOUNT MEMORIAL HOSPITAL		13	2	13%	15
FAMILY CARE			15	100%	15
FLORIDA DEPARTMENT OF HEALTH IN HILLSBOROUGH COUNTY		1	14	93%	15
BAYCARE MEDICAL GROUP INC			15	100%	15
BAYA URGENT CARE LLC		1	14	93%	15
HEALTH MED HOME CARE, LLC		15			15
HOLLEY-NAVARRE MEDICAL CLINIC		5	10	67%	15
MINUTECLINIC DIAGNOSTIC OF TEXAS LLC		13	2	13%	15
WALK IN URGENT CARE			15	100%	15
TMH FSU RAPID LABORATORY		2	13	87%	15
UNAVAILABLE/UNKNOWN/NO INFORMATION FOUND			15	100%	15
INTERMOUNTAIN CENTRAL LAB		1	14	93%	15
TELEVISIT MALABAR PEDIATRICS		5	10	67%	15

# COVID-19: testing by laboratory

Data through Mar 24, 2021 verified as of Mar 25, 2021 at 09:25 AM

Data in this report are provisional and subject to change.

The numbers in the table below represent the number of Florida and non-Florida residents for whom test results were received by the Department of Health. A person can be tested by more than one laboratory and can have both positive and negative results. **Therefore, the sum of the numbers in each column will be larger than the total number of people tested.**

Reporting lab	Inconclusive	Negative	Positive	Percent positive	Total
Astoria Health and Rehab		15			15
NOVALIFE MEDSPA			15	100%	15
ALPHA PHARMACY		12	3	20%	15
MONTEFIORE ST LUKE'S CORNWALL HOSPITAL		11	4	27%	15
DIATHERIX		13	2	13%	15
PATHLINE			15	100%	15
MEADOWCREST MOLECULAR DIAGNOSTICS, LLC			15	100%	15
ST JUDE LABORATORIES		12	3	20%	15
DHMD		14			14
UC HEALTH UNIVERSITY HOSPITAL		11	3	21%	14
LONG ISLAND JEWISH VALLEY STREAM		13	1	7%	14
KIDSWOOD PEDIATRICS CORP		5	9	64%	14
PREMIER LABORATORY SERVICES, LLC		5	9	64%	14
CVS HEALTH, #3396		14			14
CVS TN5639POCT FARRAGUT		11	3	21%	14
Terrace of Jacksonville			14	100%	14
POLK CHD BARTOW		13	1	7%	14
COMMUNITY HEALTH CENTERS OF PINELLAS, INC		1	13	93%	14
CVS NV3210POCT LAS VEGAS		14			14
CITY OF CLEARWATER EMPLOYEE HEALTH CENTER		5	9	64%	14
NORTHWESTERN MEMORIAL HOSPITAL			14	100%	14
BOCA SIMON		2	12	86%	14
MC DIAGNOSTIC OF CONNECTICUT, PC #1960		14			14
OCCUPATIONAL HEALTH CENTERS OF THE SOUTHWEST PA		13	1	7%	14
BLUE SPRINGS SURGERY CENTER		14			14
EPIPHANY HEALTH		8	6	43%	14
ALAN L MELOTEK MD		14			14
DESOTO HEALTH AND REHAB LLC		9	5	36%	14
DAVITA DIALYSIS		4	10	71%	14
BERGEN NEW BRIDGE M		13	1	7%	14
SURGERY CENTER OF CORAL GABLES LLC,THE		11	3	21%	14
SIGMUND LABS LLC		14			14
MEDEXPRESS URGENT CARE - LAFAYETTE		13	1	7%	14
MELBOURNE FAMILY PRACTICE		12	2	14%	14
CVS NC4165POCT BREVARD		8	6	43%	14
TREASURE COAST URGENT CARE			14	100%	14
WALGREENS #07936		13	1	7%	14
MINUTECLINIC, LLC #1586		11	3	21%	14
GNT ASSOCIATES		13	1	7%	14
CARENOW URGENT CARE-WEST END		9	5	36%	14
PT&J REHAB - VILLAGE OF ROYAL PALM BEACH		12	2	14%	14
COMPREHENSIVE CHILDCARE ASSOCIATES		8	6	43%	14
FG RAPID RESULTS LLC		8	6	43%	14
LEE COMMUNITY HEALTHCARE INC CAPE CORAL		14			14
MEDEXPRESS URGENT CARE- MARYLAND		13	1	7%	14
INDIANA STATE DEPARTMENT OF HEALTH		1	13	93%	14
HEALTHFIRST ADVENT HEALTH CENTRA CARE COCOA BEACH			14	100%	14

# COVID-19: testing by laboratory

Data through Mar 24, 2021 verified as of Mar 25, 2021 at 09:25 AM

Data in this report are provisional and subject to change.

The numbers in the table below represent the number of Florida and non-Florida residents for whom test results were received by the Department of Health. A person can be tested by more than one laboratory and can have both positive and negative results. **Therefore, the sum of the numbers in each column will be larger than the total number of people tested.**

Reporting lab	Inconclusive	Negative	Positive	Percent positive	Total
CVS MINUTE CLINIC DIAGNOSTIC OF TN #6044		12	2	14%	14
STEWART MELBOURNE HOSPITAL, INC	1		13	93%	14
SARNO FAMILY PRACTICE		1	13	93%	14
INNOVATIVE RESEARCH OF WEST FLORIDA		11	3	21%	14
OPIS ISLAND LAKE CENTER		13	1	7%	14
SEWALLS POINT PHARMACY INC		11	3	21%	14
KINGS BAY PEDIATRICS LLC		10	4	29%	14
ACCESS HOME HEALTH OF FLORIDA LLC		14			14
SARASOTA - ROBERT L TAYLOR COMMUNITY CENTER		1	13	93%	14
SOUTHEASTERN LABORATORY			14	100%	14
MINUTECLINIC DIAGNOSTIC OF VIRGINIA, LLC #1416		13	1	7%	14
ST CLOUD MEDICAL GROUP		12	2	14%	14
MINUTE CLINIC DIAGNOSTIC OF TEXAS, LLC		14			14
TALLAHASSEE PRIMARY CARE ASSOCIATES PA		12	2	14%	14
MINUTE CLINIC		1	13	93%	14
PARROTT MEDICAL CLINIC			14	100%	14
ALASKA PUBLIC HEALTH LAB		1	13	93%	14
LMH SKILLED NURSING UNIT		14			14
RIVERSIDE COTTAGES AT THE SHORES, LLC			14	100%	14
TLC FAMILY CARE HOME INC		14			14
FAMILY MEDICINE OF WESTON LLC		6	8	57%	14
SOMA MEDICAL CENTER, PA #4 FLORIDA MANGO			14	100%	14
MADISON COUNTY HEALTH DEPARTMENT		7	7	50%	14
The Evangelical Lutheran Good Samaritan Society		14			14
CVS MINUTE CLINIC DIAGNOSTIC OF WISCONSIN		14			14
SOUTHEASTERN UNIVERSITY INC		14			14
GLENBROOKE AT PALM BAY			13	100%	13
MINUTECLINIC DIAGNOSTIC OF SC, LLC #2		12	1	8%	13
SUNSHINE PEDIATRICS		13			13
West Gate Village, LLC		13			13
GUIDEWELL EMERGENCY MEDICINE DOCTORS LLC #33		7	6	46%	13
PEDIATRICS IN BREVARD-COCOA BEACH		8	5	38%	13
CORAL LANDING ASSISTED LIVING		11	2	15%	13
FAMILY PRACTICE ON THE GO		6	7	54%	13
CAREATC			13	100%	13
MINUTE CLINIC DIAGNOSTIC OF SOUTH CAROLINA		10	3	23%	13
VENICE REGIONAL BAYFRONT HEALTH			13	100%	13
ORCHID COVE		3	10	77%	13
EFFINGER HEALTH, PA		13			13
MINUTECLINIC DIAGNOSTIC OF TN, PC 6438		11	2	15%	13
DYNAMIC DNA LAB		1	12	92%	13
PROHEALTH CARE ASSOCIATES MOBILE		10	3	23%	13
AVENTURA HOSPITAL AND MEDICAL CENTER			13	100%	13
RIVERSIDE MEDICAL GROUP		12	1	8%	13
NORTHERN WESTCHESTER HOSPITAL LABORATORY		11	2	15%	13
MINUTECLINIC DIAGNOSTIC OF RHODE ISLAND		10	3	23%	13
FLORIDA STATE HOSPITAL			13	100%	13



# COVID-19: testing by laboratory

Data through Mar 24, 2021 verified as of Mar 25, 2021 at 09:25 AM

Data in this report are provisional and subject to change.

The numbers in the table below represent the number of Florida and non-Florida residents for whom test results were received by the Department of Health. A person can be tested by more than one laboratory and can have both positive and negative results. **Therefore, the sum of the numbers in each column will be larger than the total number of people tested.**

Reporting lab	Inconclusive	Negative	Positive	Percent positive	Total
MONTEFIORE MEDICAL CENTER LABORATORIES - WEILER		9	4	31%	13
MINUTECLINIC, LLC, #4160		9	4	31%	13
HORIZON MEDICAL GROUP		11	2	15%	13
STATEN ISLAND UNIVERSITY HOSPITAL SEGUINE AVE		12	1	8%	13
PHELPS HOSPITAL LABORATORY		11	2	15%	13
BROOKDALE DELAND			13	100%	13
KIMBERLY J HENDERSON MD PC		12	1	8%	13
MED TECH SERVICES OF PALM BEACH INC		13			13
LEHIGH VALLEY HOSPITAL		3	10	77%	13
Sunnyside Care Center		13			13
BAPTIST PRIMARY CARE PONTE VEDRA		7	6	46%	13
URGENT MEDICAL CENTER INC		5	8	62%	13
DEVEREUX FLORIDA CHILDRENS CENTER			13	100%	13
ARNOT OGDEN MEDICAL CENTER LABORATORY		13			13
CLINICAL LABORATORY SERVICES			13	100%	13
FIRST CHOICE PEDIATRICS WINTER SPRINGS		11	2	15%	13
CVS MINUTE CLINIC DIAGNOSTIC PA		10	3	23%	13
JOHNS HOPKINS MEDICAL LABORATORIES		1	12	92%	13
MINUTECLINIC DIAGNOSTIC OF TN PC #6415		10	3	23%	13
CORNER OAK ESTATE LLC		13			13
HARBOR CHASE OF JACKSONVILLE			13	100%	13
LUCID DIAGNOSTICS LABS			13	100%	13
ROCKLEDGE		3	10	77%	13
USCG AIR STATION CLEARWATER CLINIC		12	1	8%	13
ESCAMBIA COMMUNITY CLINIC		2	11	85%	13
VRL EUROFINS - HAWAII		13			13
MINUTECLINIC, LLC, DBA MINUTECLINIC #6		13			13
LIFE'S SPECIAL MOMENTS INC		13			13
IN-OFFICE LAB		12	1	8%	13
GADSDEN REGIONAL MEDICAL CENTER		13			13
SOUTHEAST FAMILY HEALTHCARE CENTER			13	100%	13
Hackensack Umc Mountainside		12	1	8%	13
BROOKLYN HOSPITAL CENTER DOWNTOWN CAMPUS		13			13
YORKVILLE PEDIATRIC URGENT CARE		13			13
PARKWEST MEDICAL CENTER		11	2	15%	13
NATIONAL GENETICS INST LABCORP		4	9	69%	13
COVANCE CENTRAL LABORATORY			13	100%	13
MINUTE CLINIC LLC #5733		13			13
WORLD WRESTLING ENTERTAINMENT			13	100%	13
CVS MINUTE CLINIC DIAGNOSTIC MED GRP OF CA		13			13
LAKELAND REGIONAL HEALTH GRASSLANDS		12	1	8%	13
AVALON MEDICAL WALK IN CLINIC			13	100%	13
BELLEVUE HOSPITAL CENTER DEPARTMENT		13			13
EAR NOSE AND THROAT ASSOCIATES OF MANATEE, P.A.		10	3	23%	13
VILLA OF KINGS AND QUEENS OF DELRAY		13			13
NIGHT OWL PEDIATRICS URGENT CARE			13	100%	13
MAINSTREET FAMILY SELECT		1	12	92%	13

# COVID-19: testing by laboratory

Data through Mar 24, 2021 verified as of Mar 25, 2021 at 09:25 AM

Data in this report are provisional and subject to change.

The numbers in the table below represent the number of Florida and non-Florida residents for whom test results were received by the Department of Health. A person can be tested by more than one laboratory and can have both positive and negative results. **Therefore, the sum of the numbers in each column will be larger than the total number of people tested.**

Reporting lab	Inconclusive	Negative	Positive	Percent positive	Total
SHELBY COUNTY HEALTH CARE CORPORATION		10	3	23%	13
VALDOSTA FAMILY MEDICINE		1	12	92%	13
CROSS CARE CENTER			13	100%	13
WELLMED AT PORT ST LUCIE WEST		8	4	33%	12
GENESIS		8	4	33%	12
MINUTECLINIC DIAGNOSTIC OF ILLINOIS LL		10	2	17%	12
RUSSELL MEDICAL CENTER		11	1	8%	12
CARE FAST MURABELLA		7	5	42%	12
CVS MINUTE CLINIC DIAGNOSTIC OF TEXAS, LLC		9	3	25%	12
DELIVER MY MEDS CORP		12			12
VERITAS RESEARCH CORP			12	100%	12
BAPTIST HEALTH			12	100%	12
PREMIUM HEALTH CARE			12	100%	12
MONTEFIORE NYACK HOSPITAL AFFILIATED LABORATORY		11	1	8%	12
MC DIAGNOSTIC OF CONNECTICUT PC #459		12			12
DOC PAM PA		11	1	8%	12
PRODUCTION HEALTH SAFETY MANAGEMENT		12			12
SOMA MEDICAL CENTER, P.A.			12	100%	12
MERIDIAN AT WATERWAYS, THE		10	2	17%	12
METHODIST MEDICAL CENTER		9	3	25%	12
FLORIDA DEPARTMENT OF HEALTH WASHINGTON COUNTY		7	5	42%	12
SEBRING PEDIATRICS LLC			12	100%	12
LAB UNKNOWN		1	11	92%	12
FLORIDA DEPT OF HEALTH		4	8	67%	12
ACADIAN DIAGNOSTIC LABORATORIES		8	4	33%	12
GRAND VILLA OF MELBOURNE		10	2	17%	12
ADVENTIST HEALTH SYSTEM		11	1	8%	12
LIFE CARE OF PORT SAINT LUCIE		3	9	75%	12
ORMOND MEDICAL ARTS		3	9	75%	12
PRIMECARE AT PORT ORANGE			12	100%	12
CVS TX8321POCT MCKINNEY		12			12
CVS NC2357POCT HUNTERSVILLE		10	2	17%	12
CARROLL GARDENS URGENT CARE		12			12
MC DIAGNOSTIC OF CONNECTICUT, PC # 257		11	1	8%	12
MHHS All Lab Subsection		12			12
CULINARY INSTITUTE OF AMERICA STUDENT	3	9			12
CVS TN5601POCT LENOIR CITY		10	2	17%	12
MEDLABS DIAGNOSTICS		10	2	17%	12
NAPLES GREEN VILLAGE		12			12
ST PETER'S UNIVERSITY HOSPITAL		9	3	25%	12
Lady Lake Specialty Care			12	100%	12
INTEGRATED FAMILY MEDICAL CENTER			12	100%	12
FHCP-PORT ORANGE		3	9	75%	12
SUWANNEE COUNTY JAIL		11	1	8%	12
GULF COAST MEDICAL GROUP		5	7	58%	12
SAMARITAN MEDICAL CENTER		12			12
MINUTECLINIC DIAGNOSTIC OF TN, PC 4992		12			12

# COVID-19: testing by laboratory

Data through Mar 24, 2021 verified as of Mar 25, 2021 at 09:25 AM

Data in this report are provisional and subject to change.

The numbers in the table below represent the number of Florida and non-Florida residents for whom test results were received by the Department of Health. A person can be tested by more than one laboratory and can have both positive and negative results. **Therefore, the sum of the numbers in each column will be larger than the total number of people tested.**

Reporting lab	Inconclusive	Negative	Positive	Percent positive	Total
TMH PHYSICIAN PARTNERS - MONTICELLO		10	2	17%	12
CVS NY491POCT JACKSON HEIGHTS		12			12
THE PLAZA AT PARKSQUARE		12			12
IREPERTOIRE_MOL_LAB		12			12
GAMMA DIAGNOSTIC LAB LLC			12	100%	12
MINUTECLINIC, LLC #4507		11	1	8%	12
ADVENTHEALTH MEDICAL GROUP CARE CLINIC AT		8	4	33%	12
VA MEDICAL CENTER			12	100%	12
MEDEXPRESS URGENT CARE - CHRISTIANBURG		8	4	33%	12
LEON CHD		12			12
MERCY MEDICAL CENTER		5	7	58%	12
PANCARE HEALTH - WEWA ELEMENTARY			12	100%	12
CVS MINUTE CLINIC, LLC		10	2	17%	12
OHIO STATE UNIVERSITY MEDICAL CENTER			12	100%	12
FAMILY MEDICINE AT LONGWOOD			12	100%	12
DEPARTMENT OF PUBLIC HEALTH		12			12
BROOKDALE CITRUS			12	100%	12
SUMMIT ATLANTIC SURGERY CENTER		12			12
SENIOR HOME CARE INC		12			12
BARRANCO CLINIC,THE	3	9			12
MINUTECLINIC, LLC #1492		12			12
RED MOUNTAIN DIAGNOSTICS		12			12
VILLA HEALTH NH LLC		10	2	17%	12
URGENT CARE OF NEW YORK		12			12
LILY'S PROMISE AL#12775		12			12
MEDEXPRESS URGENT CARE - MONROE		12			12
COLLIER COUNTY HEALTH DEPT.		7	5	42%	12
WOODLAND TOWERS		6	6	50%	12
FAMILY MEDICINE AT HUNTERS CREEK		12			12
MEDEXPRESS URGENT CARE-ALTOONA		10	2	17%	12
BRITO MEDICAL CENTER		10	2	17%	12
GEORGE W FERGUSON MD-CONCIERGE MEDICAL SERVICES PL		11	1	8%	12
MINUTECLINIC INCORPORATE, LLC		9	3	25%	12
APPLE DIAGNOSTICS LAB		5	7	58%	12
HAVEN HOSPICE			12	100%	12
GLEN OAKS HEALTH AND REHABILITATION CENTER			12	100%	12
MI2297090CV HOLLAND-23D2189684		12			12
BROWARD DIALYSIS			12	100%	12
CVS NC187POCT CHARLOTTE		11	1	8%	12
BAYSIDE LABORATORIES INC		12			12
MIRACLE ALF INC		12			12
MINUTECLINIC LLC (1435)		10	1	9%	11
BIOTECH CLINICAL LABORATORIES, INC.		1	10	91%	11
CREATIVE TESTING SOLUTIONS		4	7	64%	11
MEDEXPRESS URGENT CARE CHARLESTON		7	4	36%	11
TAMPA URGENT CARE			11	100%	11
Solaris Healthcare Pensacola			11	100%	11

# COVID-19: testing by laboratory

Data through Mar 24, 2021 verified as of Mar 25, 2021 at 09:25 AM

Data in this report are provisional and subject to change.

The numbers in the table below represent the number of Florida and non-Florida residents for whom test results were received by the Department of Health. A person can be tested by more than one laboratory and can have both positive and negative results. **Therefore, the sum of the numbers in each column will be larger than the total number of people tested.**

Reporting lab	Inconclusive	Negative	Positive	Percent positive	Total
MEDICAL CENTER AFFILIATES WEST PALM			11	100%	11
MEYER PEDIATRICS CHTD		11			11
CARINGTON MANOR		11			11
LEE PHYSICIAN GROUP COLLEGE POINT		11			11
WANTAGH URGENT CARE		8	3	27%	11
TROPICANA		5	6	55%	11
BRONSON FIRE DEPARTMENT		11			11
REDMED CLINIC OF ARLINGTON		10	1	9%	11
UNIVERSITY CENTRA CARE		10	1	9%	11
LANE PEDIATRICS PA		1	10	91%	11
FLORIDA HOSPITAL PHYSICIAN GROUP		3	8	73%	11
WESTPAC LABS INC	1		10	91%	11
DMH STEINHATCHEE FAMILY MEDICINE		8	3	27%	11
MEDEXPRESS URGENT CARE MONACA		11			11
WINTER PARK CARE AND REHABILITATION			11	100%	11
St. Annes Nursing Center, St. Annes Residence, Inc.		11			11
HEALTH NETWORK LABORATORIES		7	4	36%	11
ANYLABTEST NOW		4	7	64%	11
PRIME MEDICAL CARE, LLC		11			11
St Joseph's Hospital & Medical Center		10	1	9%	11
CARLOS PORTU MD, PLLC			11	100%	11
VITAS HEALTH INC		5	6	55%	11
ACCENTCARE		11			11
PALM BEACH PATHOLOGY		9	2	18%	11
45TH 1		11			11
BRIDGE DIAGNOSTICS			11	100%	11
PERSONAL PEDIATRICS PA		8	3	27%	11
NIGHT LITE PEDIATRICS CENTER, LLC		1	10	91%	11
DR PHILLIPS MEDICAL WELLNESS CENTER		11			11
INFEXIONSHIELD INC.		11			11
MINUTECLINIC DIAGNOSTIC OF NORTH CAROLINA, PC		10	1	9%	11
HAWTHORNE INN OF LAKELAND		11			11
WATSON HEALTHCARE		8	3	27%	11
Rosewood Healthcare and Rehabilitation Center		5	6	55%	11
BAYONET POINT HOSPITAL			11	100%	11
PHYSICIANS REGIONAL MEDICAL CTR - COLLIER BLVD			11	100%	11
MAIMONIDES MEDICAL CENTER		8	3	27%	11
CVS CA9165POCT SAN DIEGO		11			11
MINUTECLINIC, LLC #1470		10	1	9%	11
ALACHUA			11	100%	11
NORTH OKALOOSA PHYSICIAN GROUP		10	1	9%	11
ATMORE NURSING CENTER		10	1	9%	11
APPALACHIAN REGIONAL HEALTHCARE SYSTEM		10	1	9%	11
RICHMOND UNIVERSITY MEDICAL CENTER		9	2	18%	11
MINUTECLINIC DIAGNOSTIC OF NEW MEXICO		11			11
ST JOSEPH WOMENS HOSPITAL			11	100%	11
ADVENTIST HEALTH SYSTEM FLORIDA DEPT OF HEALTH		7	4	36%	11

# COVID-19: testing by laboratory

Data through Mar 24, 2021 verified as of Mar 25, 2021 at 09:25 AM

Data in this report are provisional and subject to change.

The numbers in the table below represent the number of Florida and non-Florida residents for whom test results were received by the Department of Health. A person can be tested by more than one laboratory and can have both positive and negative results. **Therefore, the sum of the numbers in each column will be larger than the total number of people tested.**

Reporting lab	Inconclusive	Negative	Positive	Percent positive	Total
AIM LABORATORIES			11	100%	11
MOUNT DORA PEDIATRICS		9	2	18%	11
CVS MINUTE CLINIC DIAGNOSTIC OF TEXAS,LLC		9	2	18%	11
J AND J VISTAKON EMPLOYEE HEALTH CENTER		10	1	9%	11
JOHN W NORRIS III MD PA	1		10	91%	11
GRAND AVE PHARMACY		1	10	91%	11
VIGILINT HEALTHCARE		9	2	18%	11
CONSULATE HEALTH CARE OF PENSACOLA			11	100%	11
LONGWOOD PEDIATRICS LLC			11	100%	11
PRIMECARE ACQUISITION FAMILY PRACTICE INC		11			11
LPG PRIMARY CARE AT MATTHEW DRIVE		11			11
GRACE COMMUNITY PHARMACY		1	10	91%	11
IGENEX INC		11			11
CLEVELAND TENNESSEE HOSPITAL COMPANY		10	1	9%	11
CROSSROADS URGENT CARE, PLLC		11			11
CARENOW URGENT CARE-DONELSON		8	3	27%	11
TELEVISIT PALM BAY FAMILY PRACTICE		9	2	18%	11
HNL LAB MEDICINE		8	3	27%	11
RHODE ISLAND DEPARTMENT OF HEALTH			11	100%	11
AZALEA HEALTH		2	9	82%	11
WELLMED AT SOUTH PARSONS		9	2	18%	11
ORANGE PARK PEDIATRIC ASSOCIATES		1	10	91%	11
ELITE HOME HEALTH SERVICES		11			11
ALCOVE ASSISTED LIVING FACILITY		11			11
SEMORAN FAMILY HEALTH LLC		10	1	9%	11
PINELLAS COUNTY HEALTH DEPARTMENT		2	9	82%	11
ASSOCIATES MD CYPRESS CREEK			11	100%	11
VIBRANT AMERICA		9	2	18%	11
UMHC/SYLVESTER AT KENDALL		1	10	91%	11
ILLINOIS DEPT OF PUBLIC HEALTH LAB - SPRINGFIELD			11	100%	11
URGENT TEAM MANAGEMENT OF TENNESSEE		10	1	9%	11
GENOPTIX MEDICAL LABORATORY		10	1	9%	11
CITY OF LAKE MARY EMPLOYEE HEALTH CENTER		9	2	18%	11
MEDEXPRESS URGENT CARE - BENTON HARBOR		11			11
MEDEXPRESS URGENT CARE - PANTOPS		10	1	9%	11
THE TERRACE OF SAINT CLOUD		9	2	18%	11
GRAND VILLA OF DELRAY EAST		11			11
CARENOW URGENT CARE-HERMITAGE		7	4	36%	11
CVS MINUTE CLINIC DIAGNOSTIC OF TN #3293		10	1	9%	11
COLLIER HMA PHYSICIAN MANAGEMENT, LLC		2	9	82%	11
CITY OF SANFORD EMPLOYEE HEALTH AND		11			11
VIRTUA WEST JERSEY HOSPITAL VOORHEES		9	2	18%	11
CVS MINUTE CLINIC DIAGNOSTIC OF VIRGINIA		11			11
MINUTECLINIC DIAGNOSTIC OF PA, LLC (1036)		9	2	18%	11
MINUTECLINIC, LLC #244		10	1	9%	11
ALABAMA DEPARTMENT OF PUBLIC HEALTH		1	9	90%	10
ONEIDA HEALTHCARE CENTER		8	2	20%	10



# COVID-19: testing by laboratory

Data through Mar 24, 2021 verified as of Mar 25, 2021 at 09:25 AM

Data in this report are provisional and subject to change.

The numbers in the table below represent the number of Florida and non-Florida residents for whom test results were received by the Department of Health. A person can be tested by more than one laboratory and can have both positive and negative results. **Therefore, the sum of the numbers in each column will be larger than the total number of people tested.**

Reporting lab	Inconclusive	Negative	Positive	Percent positive	Total
GOLFCREST HEALTHCARE CENTER		10			10
CHRISTUS ST VINCENT LABORATORY - ZIA		10			10
ST CLOUD COMPOUNDING PHARMACY & WELLNESS CENTER		9	1	10%	10
MEDEX REGIONAL LABORATORIES LLC		1	9	90%	10
GLADES COUNTY DETENTION CENTER		1	9	90%	10
VITALANT		1	9	90%	10
ST. PETERSBURG PEDIATRICS			10	100%	10
MEDEXPRESS URGENT CARE PARKERSBURG		8	2	20%	10
PALM BEACH CDH - DELRAY BEACH			10	100%	10
FAMILY HEALTH CENTER AT PORT ST JOHN		4	6	60%	10
MOSOLF PEDIATRICS			10	100%	10
MC DIAGNOSTIC OF CONNECTICUT, PC #1966		10			10
BOCA RATON REGIONAL HOSPITAL LAB			10	100%	10
EMERGENCY MEDICAL CENTER		4	6	60%	10
DSI MANAGEMENT LLC		10			10
SONORA QUEST LABORATORIES			10	100%	10
CENTRAL JERSEY URGENT CARE OF EATONTOW		9	1	10%	10
PBC PREMIER FAMILY HEALTH			10	100%	10
Signature Healthcare of Savannah		10			10
RPC@HODGES		2	8	80%	10
MONROE COUNTY HOSPITAL		7	3	30%	10
NEMOURS CHILDREN'S URGENT			10	100%	10
CITY OF TALLAHASSEE		10			10
ACCESS PHARMACY		10			10
VASCONCELLO COHEN MD PA		9	1	10%	10
MINUTECLINIC DIAGNOSTIC OF OKLAHOMA		8	2	20%	10
ARBORS OF GULF BREEZE, THE		8	2	20%	10
HCR MANORCARE		10			10
SAVANNAH MANOR ASSISTED LIVING COMMUNITY			10	100%	10
Avalon Healthcare and Rehabilitation Center			10	100%	10
Westchester General Hospital			10	100%	10
MISSOURI DEPARTMENT OF HEALTH AND SENIOR SERVICES			10	100%	10
MEDEXPRESS URGENT CARE - BEECH GROVE		9	1	10%	10
URGENT CARE CENTER AT PINNACLE		4	6	60%	10
CVS PA6902POCT BRYN MAWR		8	2	20%	10
CARENOW URGENT CARE - EAST NASHVILLE		8	2	20%	10
CORONA PATHOLOGY		10			10
COMMUNITY HEALTH CENTER		2	8	80%	10
MAINSTREET FAMILY CARE			10	100%	10
TENNESSEE DEPARTMENT OF HEALTH (TDH) - CENTRAL LABORATORY		2	8	80%	10
MEDEXPRESS URGENT CARE - WINCHESTER GATEWAY		8	2	20%	10
CVS MINUTE CLINIC DIAGNOSTIC		9	1	10%	10
ST MARYS MEDICAL CENTER			10	100%	10
KEY WEST URGENT CARE, INC		3	7	70%	10
URGENT CARE & FAMILY PRACTICE CENTER			10	100%	10
SELECT PHYSICIANS ALLIANCE PL		10			10
NOT INDICATED		1	9	90%	10

# COVID-19: testing by laboratory

Data through Mar 24, 2021 verified as of Mar 25, 2021 at 09:25 AM

Data in this report are provisional and subject to change.

The numbers in the table below represent the number of Florida and non-Florida residents for whom test results were received by the Department of Health. A person can be tested by more than one laboratory and can have both positive and negative results. **Therefore, the sum of the numbers in each column will be larger than the total number of people tested.**

Reporting lab	Inconclusive	Negative	Positive	Percent positive	Total
SUPERIOR RESIDENCES OF CLERMONT		2	8	80%	10
TINA'S ASSISTED LIVING FACILITY CORP		10			10
VETERNANS ADMINISTRATION			10	100%	10
BELLE GLADES HEALTH CLINIC			10	100%	10
METHODIST HOSPITAL			10	100%	10
FLEMING ISLAND CENTER FOR CLINICAL RESEARCH		10			10
SOMA MEDICAL CENTER PA #4			10	100%	10
MINUTE CLINIC DIAGNOSTIC OF SC, LLC #42		9	1	10%	10
NORTON HEALTHCARE			10	100%	10
KIDSVILLE PEDIATRICS			10	100%	10
KEY TRAINING CENTER			10	100%	10
NEW JERSEY DEPARTMENT OF HEALTH COMMUNICABLE DISEASE SERVICE		3	7	70%	10
MEDEXPRESS URGENT CARE-KATY		7	3	30%	10
CVS MINUTE CLINIC DIAGNOSTIC PA #3060		9	1	10%	10
CBC LAB		3	7	70%	10
NATURE COAST REGIONAL MEDICAL CENTER		1	9	90%	10
Heritage Park Care and Rehabilitation		10			10
BROWARD HEALTH CARE			10	100%	10
LUXOR SCIENTIFIC LLC		1	9	90%	10
PHASE2 LABS	2	6	2	20%	10
VENICE GREEN VILLAGE		3	7	70%	10
PRORENATA LABS		2	8	80%	10
PLYMOUTH HARBOR INCORPORATED		9	1	10%	10
WALGREENS #04809		7	3	30%	10
Manor Care of Dunedin		7	3	30%	10
CHILDREN'S HEALTHCARE OF ATLANTA/EGLESTON		10			10
MINUTECLINIC, LLC, DBA MINUTECLINIC #2		9	1	10%	10
ORLANDO MEDICAL CENTER PL		1	9	90%	10
NEW YORK PRESBYTERIAN - LOWER MANHATTAN		10			10
BEAUMONT LABORATORY			10	100%	10
THE MARY IMOGENE BASSETT HOSPITAL		10			10
LAKE BALDWIN CBOC		9	1	10%	10
MINUTE CLINIC LLC #2775		9	1	10%	10
MEDICAL LABORATORY DIAGNOSTICS			10	100%	10
DES PLAINES CLINICAL LAB		3	7	70%	10
UNIVERSITY OF MIAMI MILLER SCHOOL OF MEDICINE			10	100%	10
HIGH TOWER ALF LLC		9	1	10%	10
LAKE NONA MEDICAL SERVICES		3	7	70%	10
MEDI-DRUG INC		9	1	10%	10
MINUTE-CLINIC DIAGNOSTIC OF VIRGINIA, LLC		10			10
LAKE CO SCHOOLS EMPLOYEE HEALTH & WELLNESS CENTER	1	7	2	20%	10
BROOKDALE PANAMA CITY		9	1	10%	10
MINUTECLINIC DIAGNOSTIC OF NORTH CAROLINA PC #5341		7	3	30%	10
MOLECULAR PATHOLOGY LABORATORY			10	100%	10
ADVENTHEALTH MEDICAL GROUP PEDIATRIC & ADOLESCENT		9	1	10%	10
AMERICAN HOUSE FORT MYERS		10			10
AFC URGENT CARE - CEDAR GROVE		10			10

# COVID-19: testing by laboratory

Data through Mar 24, 2021 verified as of Mar 25, 2021 at 09:25 AM

Data in this report are provisional and subject to change.

The numbers in the table below represent the number of Florida and non-Florida residents for whom test results were received by the Department of Health. A person can be tested by more than one laboratory and can have both positive and negative results. **Therefore, the sum of the numbers in each column will be larger than the total number of people tested.**

Reporting lab	Inconclusive	Negative	Positive	Percent positive	Total
PANCARE HEALTH - VERNON ELEMENTARY			10	100%	10
SAMARITAN HOSPITAL LABORATORY		9	1	10%	10
ISLAND COAST PEDIATRICS IN-HOUSE LAB		10			10
PEPIN ACADEMIES-PASCO		10			10
HIRAM COLLEGE HEALTH CENTER (ABBOTT)		10			10
MEDEXPRESS URGENT CARE - SALEM		6	4	40%	10
Maury Regional Hospital		6	4	40%	10
UHEALTH UNIVERSITY OF MIAMI			9	100%	9
PALM BAY URGENT CARE PL		1	8	89%	9
UNIVERSITY MEDICAL CENTER		8	1	11%	9
OMNI			9	100%	9
MINUTE CLINIC INCORPORATE		9			9
CVS HEALTH MINUTE CLINIC		1	8	89%	9
ST VINCENT'S ST CLAIR		6	3	33%	9
PATEL MEDICAL VENTURES		8	1	11%	9
CVS PHARMACY NO 274		9			9
MINUTECLINIC DIAGNOSTIC OF NEW JERSEY,		8	1	11%	9
MINUTECLINIC, LLC #4682		5	4	44%	9
CARENOW URGENT CARE-GREEN HILLS		9			9
PRECISION GENETICS			9	100%	9
MINUTECLINIC, LLC, MINUTECLINIC #7637		7	2	22%	9
PUTNAM FAMILY CARE INC		3	6	67%	9
BRENNITY AT VERO BEACH, THE			9	100%	9
PEDIATRIC HEALTH CARE ALLIANCE			9	100%	9
Fouraker Hills Rehab and Nursing			9	100%	9
ALLIANCE HEALTH AND REHABILITATION CENTER		9			9
LAKE NONA MEDICAL SERVICE LLC		9			9
WINTER PARK INTERNAL MEDICINE MD PA		7	2	22%	9
IMMUNOGENOMICS LLC		6	3	33%	9
MICHIGAN DEPARTMENT OF COMMUNITY HEALTH		1	8	89%	9
Consulate Health Care of Brandon		7	2	22%	9
GOOD SAMARITAN MEDICAL CENTER			9	100%	9
JOHNS HOPKINS ALL CHILDRENS			9	100%	9
MINUTE-CLINIC DIAGNOSTIC OF VIRGINIA, LLC #2003		6	3	33%	9
ROSEMONT GARDENS INC		9			9
MEDLAB INC		9			9
NEMOURS CHILDREN'S PRIMARY CARE VERO BEACH			9	100%	9
FAMILY PRACTICE OF DAVIE INC			9	100%	9
MINUTECLINIC #8760		9			9
MINUTE CLINIC LLC #5706		8	1	11%	9
CVS HEALTH, #2043		9			9
NORTHSHORE UNIVERSITY HEALTHSYSTEM EVANSTON HOSPITAL LAB			9	100%	9
ST VINCENT'S CHILTON		7	2	22%	9
OPTUM SILVER LAKES			9	100%	9
OUR HOME AT BEACON HILL			9	100%	9
MC DIAGNOSTIC OF CONNECTICUT, PC #1043		9			9
MEDEXPRESS URGENT CARE-LATROBE		9			9

# COVID-19: testing by laboratory

Data through Mar 24, 2021 verified as of Mar 25, 2021 at 09:25 AM

Data in this report are provisional and subject to change.

The numbers in the table below represent the number of Florida and non-Florida residents for whom test results were received by the Department of Health. A person can be tested by more than one laboratory and can have both positive and negative results. **Therefore, the sum of the numbers in each column will be larger than the total number of people tested.**

Reporting lab	Inconclusive	Negative	Positive	Percent positive	Total
MINUTECLINIC, LLC, DBA MINUTECLINIC #6106		7	2	22%	9
ENCORE AT BOCA RATON, THE			9	100%	9
MEDICANA NURSING AND REHAB CENTER			9	100%	9
MINUTE CLINIC LLC #1448		8	1	11%	9
DAVID LAWRENCE CENTER INC		7	2	22%	9
BUENA VIDA ESTATES			9	100%	9
MEDEXPRESS URGENT CARE - FORT WORTH S		8	1	11%	9
MINUTECLINIC DIAGNOSTIC OF TN PC #5671		5	4	44%	9
GRAND VILLA OF PALM COAST		9			9
VILLAGE PLACE HEALTH AND REHAB		9			9
CLAYMED OF NORTH FLORIDA			9	100%	9
SUNCREST OMNI		9			9
ENCOMPASS HOME HEALTH OF THE SOUTHEAST LLC		9			9
MIDMICHIGAN MEDICAL CENTER			9	100%	9
UF HEALTH		1	8	89%	9
LAKEVIEW HEALTH SYSTEMS			9	100%	9
RIVERVIEW REGIONAL MEDICAL CENTER		7	2	22%	9
ECC PEDIATRICS		9			9
FLORIDA CENTER FOR DERMATOLOGY LABORATORY			9	100%	9
ANY LAB TEST NOW INC			9	100%	9
ORLANDO FAMILY MEDICAL INC		9			9
BERRYHILL MANOR		9			9
FLORIDA MENTOR		7	2	22%	9
DYNAMIC HEALTH CENTERS INC		5	4	44%	9
WINDSOR OF GAINESVILLE		9			9
SUNCOAST COMMUNITY HEALTH CENTERS INC		2	7	78%	9
INSPIRED LIVING AT PALM BAY		7	2	22%	9
PASSPORT HEALTH			9	100%	9
MEDEXPRESS URGENT CARE - SWANSEA, N ILLINOIS ST		8	1	11%	9
NITIN BAWA PROFESSIONAL ASSOCIATES			9	100%	9
MAGNOLIA MANOR			9	100%	9
BAYFRONT HEALTH ST PETERSBURG		8	1	11%	9
CHILDREN'S HEALTH CENTER INC.		7	2	22%	9
LIFELINK TISSUE BANK D/B/A LIFELINK TISSUE BANK		8	1	11%	9
CVS TX10016POCT PRINCETON		9			9
LAWRENCE TECHNOLOGICAL UNIVERSITY		9			9
MINUTECLINIC DIAGNOSTIC OF MAINE, LLC		7	2	22%	9
NEW HAMPSHIRE DEPARTMENT OF HEALTH AND HUMAN SERVICES		3	6	67%	9
CARENOW URGENT CARE-MT JULIET		8	1	11%	9
UCARE			9	100%	9
VETERANS AFFAIRS MEDICAL CENTER - OUTPATIENT			9	100%	9
WESTCHESTER GENERAL HOSPITAL BLOOD GAS LAB			9	100%	9
NASCAR EVENT MANAGEMENT, LLC		9			9
MINUTE CLINIC DIAGNOSTIC OF TN PC #64		9			9
CHEMISYS LABORATORIES		1	8	89%	9
WINDSOR OF SAN PABLO, THE		6	3	33%	9
BEAUMONT EMERGENCY CENTER			9	100%	9

# COVID-19: testing by laboratory

Data through Mar 24, 2021 verified as of Mar 25, 2021 at 09:25 AM

Data in this report are provisional and subject to change.

The numbers in the table below represent the number of Florida and non-Florida residents for whom test results were received by the Department of Health. A person can be tested by more than one laboratory and can have both positive and negative results. **Therefore, the sum of the numbers in each column will be larger than the total number of people tested.**

Reporting lab	Inconclusive	Negative	Positive	Percent positive	Total
NIGHT LITE PEDIATRICS CENTER		1	8	89%	9
COLLIER BLVD HMA PHYSICIAN MANAGEMENT,, LLC			9	100%	9
MINUTECLINIC DIAG OF IND, LLC #6697		9			9
MINUTE CLINIC LLC # 2033		8	1	11%	9
MINUTECLINIC DIAGNOSTIC OF TN PC #240		8	1	11%	9
PENSACOLA CLUSTER			9	100%	9
CVS MINUTE CLINIC DIAG OF IND, LLC #6549		9			9
WADSWORTH CENTER - DAVID AXELROD INSTITUTE		8	1	11%	9
UNIVERSITY HOSPITALS OF CLEVELAND		5	4	44%	9
ROSECASTLE			9	100%	9
MINUTE CLINIC OF KANSAS PA		5	4	44%	9
GCPM MANUAL MICROBIOLOGY		1	8	89%	9
MOBILE RESPONSE DIAGNOSTICS LLC		8	1	11%	9
MINUTECLINIC DIAGNOSTIC OF NEW JERSEY, LLC # 7069		9			9
MINUTECLINIC DIAGNOSTIC OF TN, PC 6304		7	2	22%	9
CVS MO8590POCT KANSAS CITY		5	4	44%	9
ASSOCIATES IN MEDICINE		7	2	22%	9
ILLINOIS DEPARTMENT OF PUBLIC HEALTH		1	8	89%	9
LOREY ALF		9			9
CVS NJ617POCT CEDAR GROVE		8	1	11%	9
NORTHWEST FLORIDA COMMUNITY HOSPITAL LABORATORY		8	1	11%	9
CVS SC7556POCT WEST COLUMBIA		9			9
MINUTECLINIC DIAGNOSTIC OF TN PC #242		6	3	33%	9
MINUTECLINIC DIAGNOSTICS OF IND, LLC		9			9
PINELLAS PARK FIRE DEPARTMENT		9			9
MINUTECLINIC DIAGNOSTIC OF MINNESOTA		9			9
FLORIDA HOSPITAL WINTER PARK		7	2	22%	9
ALBION COLLEGE (ABBOTT)		9			9
REMISE OCCUPATIONAL HEALTH SOLUTIONS INC			9	100%	9
ORLANDO HEALTH PHYSICIAN ASSOCIATES		4	5	56%	9
WESTERN NEW YORK IMMEDIATE MEDICAL CAR		9			9
Sunset Lake Health and Rehabilitation Center		8			8
MEDEXPRESS URGENT CARE - WASHINGTON		6	2	25%	8
SURGOINSVILLE PHARMACY		8			8
ST LUKES ROOSEVELT LABORATORY		7	1	13%	8
BIOTECH PHARMACEUTICAL GROUP LLC			8	100%	8
GENE STREET LABORATORIES, LLC		6	2	25%	8
MEDEXPRESS URGENT CARE - CULPEPER		8			8
MINUTECLINIC DIAGNOSTIC OF TN PC #386		7	1	13%	8
ROBERT WOOD JOHNSON HOSPITAL		7	1	13%	8
LIFE CARE CITRUS COUNTY			8	100%	8
INTERVENTIONAL REHABILITATION OF SOUTH FLORIDA			8	100%	8
GENEUS DIAGNOSTICS			8	100%	8
ORLANDO ORTHOPAEDIC CENTER		6	2	25%	8
MEDEXPRESS URGENT CARE - BATTLE CREEK		5	3	38%	8
PUTNAM COUNTY EMERGENCY RESCUE SERVICE		5	3	38%	8
INTERNAL MEDICINE ASSOCIATES OF JACKSON HOSPITAL			8	100%	8



# COVID-19: testing by laboratory

Data through Mar 24, 2021 verified as of Mar 25, 2021 at 09:25 AM

Data in this report are provisional and subject to change.

The numbers in the table below represent the number of Florida and non-Florida residents for whom test results were received by the Department of Health. A person can be tested by more than one laboratory and can have both positive and negative results. **Therefore, the sum of the numbers in each column will be larger than the total number of people tested.**

Reporting lab	Inconclusive	Negative	Positive	Percent positive	Total
FLORIDA KEYS CONCIERGE MEDICINE, LLC		6	2	25%	8
STPET		6	2	25%	8
HUNTINGTON VILLAGE URGENT CARE		8			8
WALGREENS #10972	1	7			8
THOMAS JEFFERSON UNIVERSITY HOSPITAL		4	4	50%	8
CVS PA1671POCT LANCASTER		8			8
MEDEXPRESS URGENT CARE - FAYETTEVILLE		6	2	25%	8
CAREPOINT CLINIC		5	3	38%	8
JACKSON CLINIC PA,THE		4	4	50%	8
NORTH PINELLAS CHILDRENS MEDICAL CENTER INC			8	100%	8
X-GENE MOLECULAR LABS		1	7	88%	8
THE WOLFF CENTER FOR CHILD & ADOLESCENT HEALTH			8	100%	8
CVS NC3319POCT CHARLOTTE		6	2	25%	8
CIGNA ONSITE HEALTH LLC		2	6	75%	8
DIAGNOSTIC CLINIC		7	1	13%	8
GOLISANO CHILDREN'S HOSPITAL OF SOUTHWEST FLORIDA		6	2	25%	8
FLORIDA CLINICAL LAB		1	7	88%	8
MEDEXPRESS URGENT CARE - MAPLE DRIVE		7	1	13%	8
BLOOMINGDALE PEDIATRIC ASSOCIATES PA			8	100%	8
WALK-IN MEDICAL CARE			8	100%	8
CVS MINUTE CLINIC, LLC #22		7	1	13%	8
MARQUESA MEDICAL		7	1	13%	8
ATLANTIC CONSOLIDATED LABORATORY		8			8
MINUTECLINIC DIAGNOSTIC OF OHIO #7790		6	2	25%	8
DOCTOR'S IN-HOUSE LAB/COMMUNITY HEALTH CENTERS OF PINELLAS – CLEARWATE			8	100%	8
The Grand at Rome Nursing and Rehabilitation		8			8
BLOOMING GARDENS OF CARE INC		8			8
WELLIGENT		1	7	88%	8
CAYUGA COUNTY HEALTH DEPARTMENT		7	1	13%	8
LPG PRIMARY CARE AT COLONIAL CENTER DRIVE		7	1	13%	8
CVS NC5591POCT STATESVILLE		7	1	13%	8
DORAL URGENT CARE			8	100%	8
MINUTECLINIC #2860		6	2	25%	8
MINUTECLINIC DIAGNOSTIC OF VIRGINIA		8			8
BENNETT PEDIATRICS		8			8
MED & CO INVESTMENT LLC		7	1	13%	8
MEDEXPRESS ELKINS		8			8
BETH ISRAEL MEDICAL CENTER LABS		8			8
WINKLER COURT		7	1	13%	8
CARDIOTHORACIC SURGERY OF HYDE PARK			8	100%	8
HEALTHY MINORS PEDIATRIC URGENT CARE		7	1	13%	8
WHITE SANDS OUTPATIENT SERVICES (WSOP SERVICES LLC		8			8
ST CHARLES HOSPITAL LABORATORY		8			8
FHCP-ORANGE CITY			8	100%	8
VENICE REGIONAL MEDICAL CENTER			8	100%	8
SEA LEVEL LABS			8	100%	8
CAPRONA GROUP HOME		2	6	75%	8

# COVID-19: testing by laboratory

Data through Mar 24, 2021 verified as of Mar 25, 2021 at 09:25 AM

Data in this report are provisional and subject to change.

The numbers in the table below represent the number of Florida and non-Florida residents for whom test results were received by the Department of Health. A person can be tested by more than one laboratory and can have both positive and negative results. **Therefore, the sum of the numbers in each column will be larger than the total number of people tested.**

Reporting lab	Inconclusive	Negative	Positive	Percent positive	Total
SOUTHEASTERN PEDIATRIC ASSOCIATES			8	100%	8
OSWEGO HOSPITAL LABORATORY		7	1	13%	8
MID-HUDSON VALLEY DIVISION OF WESTCHESTER MEDICAL		8			8
SYLVESTER AT PLANTATION LABORATORY		7	1	13%	8
ARCHBOLD MEMORIAL HOSPITAL/LAB		3	5	63%	8
EXPRESS TEST			8	100%	8
CIAN DIAGNOSTICS			8	100%	8
CVS CT1123POCT SOUTHBURY		8			8
APEX HOME HEALTH CARE		7	1	13%	8
JX REF LAB			8	100%	8
WATERFORD AT CREEKSIDE, THE			8	100%	8
CURATIVE		1	7	88%	8
MINUTE CLINIC DIAGNOSTIC OF MICHIGAN PC		8			8
HEALTHMARK REGIONAL HOSPITAL LAB		4	4	50%	8
DIXITKUMAR N MODI MD PA			8	100%	8
HOLY NAME MEDICAL CENTER	1	6	1	13%	8
DOH-TAMPA BRANCH LABORATORY (MLK BLVD)		4	4	50%	8
MINUTECLINIC, LLC #05038		8			8
DEPARTMENT OF HEALTH- CITRUS COUNTY		1	7	88%	8
SOMA MEDICAL CENTER MD PA #7 PEDIATRICS			8	100%	8
EXECUTIVE MEDICAL SERVICES		8			8
HARBORCHASE OF DR PHILLIPS		7	1	13%	8
WILLIAMSBURGH CHAI CARE		7	1	13%	8
ADVANCED RESEARCH FOR HEALTH IMPROVEMENT		6	2	25%	8
MEDEXPRESS URGENT CARE, BUTLER		5	3	38%	8
CVS TX7162POCT HOUSTON		8			8
CVS TX8351POCT BEAUMONT		7	1	13%	8
DOTHAN PEDIATRIC CLINIC			8	100%	8
BAPTIST OUTPATIENT			8	100%	8
INTERNAL MEDICINE AND AESTHETICS OF NAPLES LLC		8			8
CARE ATC - CITY OF BOYNTON BEACH	1	2	5	63%	8
FHPG_EXP CARE W HILLSBOROUGH			8	100%	8
JUPITER CLINIC			8	100%	8
Nashville Central Laboratory		8			8
OKLAHOMA STATE DEPARTMENT OF HEALTH-PUBLIC HEALTH LABORATORY			8	100%	8
BENSONHURST URGENT CARE		8			8
PALM BEACH COUNTY HEALTH DEPARTMENT LABORATORY			8	100%	8
CVS DC1340POCT WASHINGTON		8			8
HEALTHPARK MEDICAL CTR NURSING SVC		8			8
CVS MINUTE CLINIC DIAGNOSTIC MED GRP OF SAN		6	2	25%	8
LAB UNKNOW		6	2	25%	8
PALMS WEST HOSPITAL			8	100%	8
CONSULATE HEALTH CARE		7	1	13%	8
FOUNTAINVIEW BY FIVE STAR QUALITY CARE		7	1	13%	8
ST JOSEPH'S HOSPITAL NORTH LABORATORY			8	100%	8
MEDEXPRESS URGENT CARE - TARENTUM		6	2	25%	8
IU HEALTH PATHOLOGY		1	7	88%	8

# COVID-19: testing by laboratory

Data through Mar 24, 2021 verified as of Mar 25, 2021 at 09:25 AM

Data in this report are provisional and subject to change.

The numbers in the table below represent the number of Florida and non-Florida residents for whom test results were received by the Department of Health. A person can be tested by more than one laboratory and can have both positive and negative results. **Therefore, the sum of the numbers in each column will be larger than the total number of people tested.**

Reporting lab	Inconclusive	Negative	Positive	Percent positive	Total
MINUTECLINIC DIAG OF IND, LLC #2387		7	1	13%	8
SUMTER COUNTY HEALTH DEPARTMENT		3	5	63%	8
CVS MINUTE CLINIC DIAGNOSTIC OF NEW JERSEY		8			8
ALACHUA COUNTY HEALTH DEPARTMENT		1	7	88%	8
ST CLOUD PHYSICIAN MANAGMENT LLC		7	1	13%	8
NORTHSIDE HOSPITAL		2	6	75%	8
FLORIDA HEART AND VASCULAR MULTISPECIALTY GROUP		8			8
MEDEXPRESS URGENT CARE - CLARKSBURG		7	1	13%	8
WALGREEN #6538		8			8
TRUE HEALTH		5	3	38%	8
ALLEGRO - TAMPA	1	4	3	38%	8
NORTHEAST PEDIATRICS			8	100%	8
ST. JOSEPH HOSPITAL AND HEALTH CARE INC.			8	100%	8
ELLIS HOSPITAL LABORATORY		7	1	13%	8
NEOGENOMICS LABORATORIES, INC		8			8
MAGNOLIA PEDIATRICS GROUP LLC			8	100%	8
DOH JACKSONVILLE CENTRAL LABORATORY		3	5	63%	8
PACIFICA SUNRISE☐			8	100%	8
URGENT CARE OF LONGWOOD		1	7	88%	8
DOCTOR'S IN HOUSE LAB			8	100%	8
ALLINA HEALTH - ABBOTT NORTHWESTERN HOSPITAL		5	3	38%	8
NORTHSIDE HOSPITAL ATLANTA		3	5	63%	8
MONTEFIORE MEDICAL CENTER LABORATORIES - NORTH		8			8
LAKE CONWAY URGENT CARE LLC		2	6	75%	8
MIAMI COMPREHENSIVE MEDICINE GROUP PA		4	4	50%	8
CAN COMMUNITY HEALTH, INC		8			8
BARTON PARKER OD PC		8			8
VAIL VALLEY MEDICAL CENTER			8	100%	8
LOVELACE MEDICAL CENTER		8			8
CLEARWATER PEDIATRIC CARE		1	7	88%	8
MODMD LABORATORY		8			8
ORMOND BEACH CENTRA CARE			8	100%	8
JOHN T MATHER MEMORIAL HOSPITAL LABORATORY		7	1	13%	8
ETHOS LABORATORIES		7	1	13%	8
MINUTE CLINIC LLC #10203		6	2	25%	8
MINUTE CLINIC LLC #6765		8			8
LEMOYNE COLLEGE WELLNESS CENTER FOR		8			8
SELECT PHYSICIANS ALLIANCE		7			7
MANATEE PEDIATRICS			7	100%	7
FHMG_FM AND IM AVALON PARK		2	5	71%	7
FLORIDA SCHOOL FOR THE DEAF AND THE BLIND			7	100%	7
VICTORIAN MANOR		2	5	71%	7
LYNMOORE,THE		7			7
HOLY GARDEN ALF, INC.		7			7
GRAND VILLA OF SARASOTA		6	1	14%	7
GLEN FALLS HOSPITAL DEPARTMENT OF PATHOLOGY		6	1	14%	7
ST. LUCIE COUNTY HEALTH DEPARTMENT		5	2	29%	7

# COVID-19: testing by laboratory

Data through Mar 24, 2021 verified as of Mar 25, 2021 at 09:25 AM

Data in this report are provisional and subject to change.

The numbers in the table below represent the number of Florida and non-Florida residents for whom test results were received by the Department of Health. A person can be tested by more than one laboratory and can have both positive and negative results. **Therefore, the sum of the numbers in each column will be larger than the total number of people tested.**

Reporting lab	Inconclusive	Negative	Positive	Percent positive	Total
NAVAL MEDICAL CENTER SAN DIEGO			7	100%	7
ADVENT HEALTH APOPKA		3	4	57%	7
CRESTWOOD MEDICAL CENTER		5	2	29%	7
ENCOMPASS HEALTH REHABILITATION OF ALTAMONTE		3	4	57%	7
CHAPTERS HEALTH HOSPICE		7			7
VERMONT DEPARTMENT OF HEALTH		1	6	86%	7
WELLMED AT BRANDON REGIONAL		5	2	29%	7
LAKE PEDIATRICS			7	100%	7
EMBRY-RIDDLE AERONAUTICAL UNIVERSITY HEALTH			7	100%	7
EP LTC PHARMACY		5	2	29%	7
FLORIDA HOSPITAL APOPKA		6	1	14%	7
KENDALL REGIONAL MEDICAL CNTR			7	100%	7
KANSAS DEPARTMENT OF HEALTH		2	5	71%	7
PEDIATRICS URGENT CARE, LLC			7	100%	7
MINUTECLINIC DIAGNOSTIC OF ILLINOIS		6	1	14%	7
VA Primary Care Clinic at Meharry		6	1	14%	7
AVON PARK PEDIATRICS			7	100%	7
FLORIDA DIGESTIVE AND LIVER SPECIALIST		7			7
MEDEXPRESS URGENT CARE - GLENDALE		7			7
CVS NC7213POCT MATTHEWS		6	1	14%	7
MINUTECLINIC, LLC #03965		7			7
GENTRY PARK ORLANDO ASSISTED LIVING		6	1	14%	7
OPTUM PRIMARY CARE - FOUNTAIN OAKS		3	4	57%	7
LONG ISLAND JEWISH FOREST HILLS HOSPITAL		7			7
GILCHRIST COUNTY FIRE DEPARTMENT		4	3	43%	7
OCALA FAMILY MEDICAL CENTER		7			7
Ocoee Health Care Center		7			7
CVS CA9113POCT CHULA VISTA		7			7
HEARTLAND PEDIATRICS OF LAKE PLACID			7	100%	7
MINUTECLINIC, DIAGNOSTIC OF TEXAS, LL		6	1	14%	7
PEDIATRICS OF CENTRAL FLORIDA		5	2	29%	7
SUPREME LABORATORY			7	100%	7
MEDEXPRESS URGENT CARE, JOHNSTOWN		6	1	14%	7
SUPERIOR RESIDENCES AT CALA HILLS		7			7
LEPE'S HOUSE			7	100%	7
DOCTOR'S IN-HOUSE LAB/COMMUNITY HEALTH CENTERS OF PINELLAS -PINELLAS P			7	100%	7
MINUTE CLINIC DIAGNOSTIC OF PENNSYLVANIA		7			7
HEALTH AND WELLNESS CENTER		1	6	86%	7
WEXFORD HEALTH SOURCES INC		7			7
DR. PHILLIPS MEDICAL WELLNESS CENTER		4	3	43%	7
SCHOOL OF PHARMACY AND PHARMACEUTICAL		7			7
FRESENIUS KIDNEY CARE FORT WALTON BEACH			7	100%	7
CLAY PRIMARY & FAMILY CARE LLC			7	100%	7
MEDEXPRESS URGENT CARE-PETERS TWP		6	1	14%	7
ACCESS CARE MEDICAL GROUP LLC		2	5	71%	7
ST. CLOUD PHARMACY AND WELLNESS CENTER		3	4	57%	7
PANCARE HEALTH - HOSFORD SCHOOL			7	100%	7

# COVID-19: testing by laboratory

Data through Mar 24, 2021 verified as of Mar 25, 2021 at 09:25 AM

Data in this report are provisional and subject to change.

The numbers in the table below represent the number of Florida and non-Florida residents for whom test results were received by the Department of Health. A person can be tested by more than one laboratory and can have both positive and negative results. **Therefore, the sum of the numbers in each column will be larger than the total number of people tested.**

Reporting lab	Inconclusive	Negative	Positive	Percent positive	Total
MEDEXPRESS URGENT CARE - STAUNTON		3	4	57%	7
FAMILY MEDICINE MEDICAL DRIVE		7			7
JUPITER ISLAND PUBLIC SAFETY		5	2	29%	7
YAZJI PEDIATRIC CARE LLC DBA TUKA PEDIATRICS			7	100%	7
LAWTON CHILES HEALTH CENTER		1	6	86%	7
PBC FOUND CARE INC			7	100%	7
ALL CHILDREN'S HOSPITAL		1	6	86%	7
WILDLIGHT LAB			7	100%	7
DELAWARE DEPARTMENT OF HEATH		6	1	14%	7
LEE MEMORIAL HEALTH SYSTEM D/B/A		5	2	29%	7
ORLANDO FAMILY PHYSICIANS			7	100%	7
BIRMINGHAM VAMC		3	4	57%	7
GALLUP INDIAN MEDICAL CENTER		7			7
BROOKDALE LAKE ORIENTA			7	100%	7
EL PARAISO HOME INC		7			7
TRUE HEALTH DIAGNOSTICS		1	6	86%	7
ACM MEDICAL LABORATORY ALLIANCE		5	2	29%	7
PENN MEDICINE PRINCETON MEDICAL CENTER		6	1	14%	7
GOLDMAN SACHS HEALTH CENTER	1	6			7
PALM GARDEN OF SUN CITY			7	100%	7
LEE COUNTY HEALTH DEPARTMENT		4	3	43%	7
IRL MARKET LAB			7	100%	7
RIVER OAKS TREATMENT CENTER			7	100%	7
CARENOW URGENT CARE-SOUTHLAKE			7	100%	7
GULF COAST PEDIATRICS OF SARASOTA PA		1	6	86%	7
GRACE WELLNESS CENTER LLC		6	1	14%	7
MINUTECLINIC DIAGNOSTIC MED GRP OF CA		6	1	14%	7
MINUTECLINIC DIAG OF IND LLC #6998		6	1	14%	7
Rutgers Health Rwj University Hospital - Laboratory		4	3	43%	7
QUE		4	3	43%	7
MEDEXPRESS URGENT CARE MORGANTOWN		7			7
FLORIDA CANCER SPECIALISTS & RESEARCH INSTITUTE		6	1	14%	7
WATAUGA MEDICAL CENTER		4	3	43%	7
MEDEXPRESS URGENT CARE - STATE COLLEGE		5	2	29%	7
CVS PHARMACY #8800		5	2	29%	7
CARENOW URGENT CARE-MADISON		7			7
KEYSTONE PLACE AT NAPLES PRESERVE		4	3	43%	7
Florida Clinical Laboratory		1	6	86%	7
CVS OH2543POCT CANFIELD		5	2	29%	7
MINUTECLINIC DIAGNOSTIC OF TN PC #643		5	2	29%	7
MEDEXPRESS URGENT CARE - HOT SPRINGS		7			7
TGH URGENT CARE – WESLEY CHAPEL			7	100%	7
COMMUNITY MEDICAL AND DENTAL CARE INC		7			7
DOCTORS EXPRESS OF ST PETERSBURG		1	6	86%	7
FG RAPID		7			7
MEDEXPRESS URGENT CARE - MIDLOTHIAN		6	1	14%	7
Lenox on the Lake			7	100%	7



# COVID-19: testing by laboratory

Data through Mar 24, 2021 verified as of Mar 25, 2021 at 09:25 AM

Data in this report are provisional and subject to change.

The numbers in the table below represent the number of Florida and non-Florida residents for whom test results were received by the Department of Health. A person can be tested by more than one laboratory and can have both positive and negative results. **Therefore, the sum of the numbers in each column will be larger than the total number of people tested.**

Reporting lab	Inconclusive	Negative	Positive	Percent positive	Total
UNIVERSITY OF WASHINGTON MEDICAL CENTER			7	100%	7
MERCY HEALTH—MUSKEGON		6	1	14%	7
NEMOURS CHILDREN'S HOSPITAL			7	100%	7
GENOTOX LABORATORIES		5	2	29%	7
NOVANT HEALTH INPATIENT CARE		2	5	71%	7
LONGWOOD FAMILY MEDICINE		1	6	86%	7
LIZS ADULT CARE		7			7
MINUTE CLINIC, LLC #4650		6	1	14%	7
COMPASSION PEDIATRICS		3	4	57%	7
ECLRS		2	5	71%	7
ABBHEY MANOR RETIREMENT RESIDENCE INC		7			7
CVS CT1109POCT BETHEL		7			7
BOCA BIOLISTICS LLC			7	100%	7
SARAH LAWRENCE COLLEGE HEALTH SERVICES		7			7
NORTH FLORIDA MEDICAL CENTERS INC		1	6	86%	7
CVS SC4286POCT EASLEY		2	5	71%	7
CVS CA9715POCT THOUSAND OAKS		7			7
SOUTH COM HEALTH CLINIC, DEPT. OF THE ARMY		7			7
PERSONAL PHYSICIAN CARE PA			7	100%	7
CVS OH3301POCT WOODMERE		7			7
BRADENTON PHYSICIANS MEDICAL CENTER			7	100%	7
MEDEXPRESS URGENT CARE-DUBOIS		7			7
CVS OH3458POCT BEAVERCREEK		7			7
WHEELER LABORATORY		6	1	14%	7
Baptist Village Retirement Communities		7			7
MIAMI BEACH COMMUNITY HEALTH CENTER INC			7	100%	7
CVS TX7827POCT ROUND ROCK		7			7
MINUTECLINIC DIAGNOSTIC OF OHIO #3407		6	1	14%	7
TREASURE COAST URGENT & FAMILY CARE			7	100%	7
DALLAS COUNTY HEALTH AND HUMAN SERVICES			7	100%	7
MINUTECLINIC, LLC #1796		6	1	14%	7
PARTNERS PHARMACY OF FLORIDA LLC		7			7
Parkside Villa		7			7
RELIANCE MEDICAL CENTER		5	2	29%	7
PENINSULA CARE AND REHABILITATION CENTER			7	100%	7
DOCTORS CLINICAL LABORATORY, INC		5	2	29%	7
MINUTECLINIC DIAG OF IND LLC #8651		6	1	14%	7
MINUTECLINIC DIAGNOSTIC OF NEVADA #87		4	3	43%	7
MINUTE CLINIC LLC #4017		7			7
WYOMING COUNTY COMMUNITY HOSPITAL LABORATORY		7			7
CVS MINUTE CLINIC DIAG OF IND LLC #5206		6	1	14%	7
SOUTH FLORIDA ENT ASSOCIATES, INC			7	100%	7
NORTHDALREHABILITATION CENTER			7	100%	7
BALTIMORE CITY HEALTH DEPT COMMUNICABLE DISEASES AND EPIDEMIOLOGY			7	100%	7
EASTERN FLORIDA STATE COLLEGE – PALM BAY CAMPUS□			7	100%	7
DO THAN WEST FAMILY MEDICINE		5	2	29%	7
FLORIDA HOSPITAL KISSIMMEE		4	3	43%	7

# COVID-19: testing by laboratory

Data through Mar 24, 2021 verified as of Mar 25, 2021 at 09:25 AM

Data in this report are provisional and subject to change.

The numbers in the table below represent the number of Florida and non-Florida residents for whom test results were received by the Department of Health. A person can be tested by more than one laboratory and can have both positive and negative results. **Therefore, the sum of the numbers in each column will be larger than the total number of people tested.**

Reporting lab	Inconclusive	Negative	Positive	Percent positive	Total
CARESOUTH HHA HOLDINGS OF TALLAHASSEE LLC		7			7
SUNRISE SENIOR LIVING OF JACKSONVILLE			7	100%	7
Thermopolis Rehabilitation Wellness		7			7
NORTHERN DUTCHESS HOSPITAL LABORATORY		5	2	29%	7
CONCENTRA URGENT CARE		3	4	57%	7
HEALTH CARE LABORATORY SERVICES		1	6	86%	7
MC DIAGNOSTIC OF CONNECTICUT , PC # 3		5	2	29%	7
HARMONIOUS HOME HEALTH, LLC		7			7
MAXHEALTH		5	2	29%	7
NYU WINTHROP HOSPITAL PATHOLOGY		7			7
MONROE COUNTY FIRE RESCUE		6	1	14%	7
CVS PA4077POCT BELLE VERNON		6			6
Kroger 673 - The Little Clinic Dallas		5	1	17%	6
MEDEXPRESS URGENT CARE - IRVING		6			6
SV DIAGNOSTIC LAB			6	100%	6
BROOKDALE CLERMONT			6	100%	6
ALL4KIDZ PEDIATRICS LLC		3	3	50%	6
CAPE CORAL URGENT CARE		3	3	50%	6
MEDICAL CENTER AT OCEAN REEF		1	5	83%	6
PROVIDENCE LABORATORY SERVICES		6			6
BOONE DRUG & HEALTHCARE AT DEERFIELD			6	100%	6
DEPT OF VA MEDICAL CENTER - RICHMOND		5	1	17%	6
MINUTECLINIC MINUTECLINIC #8505		4	2	33%	6
BOCA VIPEDIATRICS			6	100%	6
BROWARD COUNTY HEALTH DEPT.			6	100%	6
FLORIDA PREMIER MEDICAL CARE PA			6	100%	6
DEPARTMENT OF HEALTH AND HUMAN SERVICES STATE OF NEW HAMPSHIRE			6	100%	6
GUTHRIE MEDICAL GROUP LABORATORIES		6			6
UNILAB OF DADE INC			6	100%	6
CVS TN7289POCT SIGNAL MOUNTAIN		6			6
MEDEXPRESS URGENT CARE - ELM GROVE		5	1	17%	6
ARLINGTON OF NAPLES INC, THE		6			6
QUICK CARE MED WALK IN AND URGENT CARE			6	100%	6
AMERICAN EAGLE LEESBURG AL LLC DBA VISTA LAKE			6	100%	6
MEDEXPRESS URGENT CARE - BLUEFIELD		5	1	17%	6
CLINICAL CARE ASSOCIATES			6	100%	6
PALM HARBOR DERMATOLOGY		4	2	33%	6
CITYMD		1	5	83%	6
FLEET LANDING			6	100%	6
CVS KY4779POCT LOUISVILLE		4	2	33%	6
WOMENS CARE FLORIDA LLC		5	1	17%	6
CVS PA813POCT RICHBORO		6			6
COMPASSION PEDIATRIC URGENT CARE LLC		2	4	67%	6
CHIEFLAND MEDICAL CENTER		1	5	83%	6
CAMELLIA AT DEERWOOD		2	4	67%	6
MINUTECLINIC MINUTECLINIC #4977		4	2	33%	6
CVS RI1717POCT 1 CVS DR			6	100%	6

# COVID-19: testing by laboratory

Data through Mar 24, 2021 verified as of Mar 25, 2021 at 09:25 AM

Data in this report are provisional and subject to change.

The numbers in the table below represent the number of Florida and non-Florida residents for whom test results were received by the Department of Health. A person can be tested by more than one laboratory and can have both positive and negative results. **Therefore, the sum of the numbers in each column will be larger than the total number of people tested.**

Reporting lab	Inconclusive	Negative	Positive	Percent positive	Total
NORTHEAST ALABAMA REGIONAL MEDICAL CENTER		3	3	50%	6
QHG OF ENTERPRISE INC (DBA MEDICAL CTR		6			6
ENIGMA DIAGNOSTIC, INC.			6	100%	6
CVS TX1104POCT ALLEN		6			6
THE CLINIC PREMISE HEALTH			6	100%	6
CVS GA2147POCT KENNESAW		5	1	17%	6
TULLAHOMA HMA, LLC		5	1	17%	6
LAKEVIEW TERRACE HOME HEALTH SERVICES LLC			6	100%	6
CDRX INFUSION			6	100%	6
RANDOLPH DIABETES AND WELLNESS		5	1	17%	6
PREMIER FAMILY HEALTH PA			6	100%	6
PANCARE HEALTH - ALTHA PUBLIC			6	100%	6
BETHESDA COMMUNITY HEALTH CENTER			6	100%	6
TERENCE B MITCHELL MD, INC		2	4	67%	6
FIRST COAST CARDIOVASCULAR INSTITUTE PA			6	100%	6
MINUTECLINIC DIAGNOSTIC OF TN PC #442		4	2	33%	6
CVS MO8556POCT KANSAS CITY		5	1	17%	6
FAMILY CARE MEDICAL CENTER			6	100%	6
AMERICAN HEALTH ASSOC. LABORATORY SOUTH		4	2	33%	6
MINUTECLINIC DIAGNOSTIC OF OHIO #4401		6			6
PENN NURSING CENTER		6			6
CARESOUTH HHA HOLDINGS OF THE BAY AREA LLC		6			6
BROWARD TRANSITIONAL CENTER			6	100%	6
INTERNAL MEDICINE LIPID AND WELNNESS PRACTICE			6	100%	6
MINUTECLINIC DIAGNOSTIC OF KENTUCKY		6			6
MEDEXPRESS URGENT CARE - MT LEBANON		4	2	33%	6
LISTENING DOCTOR PLLC, THE		1	5	83%	6
MEDPEDS ASSOCIATES OF SARASOTA PA		6			6
FLORIDA DEPARTMENT OF HEALTH IN MIAMI DADE COUNTY		5	1	17%	6
MINUTECLINIC DIAGNOSTIC OF NORTH CAROLINA PC #7054		5	1	17%	6
CENTREX CLINICAL LABS INC		6			6
COVID RAPID LABS		1	5	83%	6
TERRACINA LLC		1	5	83%	6
VIERA PEDIATRICS		1	5	83%	6
MIAMI RESCUE MISSION CLINIC INC			6	100%	6
PHYSICIANS URGENT CARE BERRY FARMS		4	2	33%	6
FAMILY TREE PRIMARY CARE		5	1	17%	6
SUFFRIDGE DRIVE GROUP HOME		6			6
URGENT TEAM - MUSCLE SHOALS		6			6
MEDEXPRESS URGENT CARE - HOLLINS		6			6
BAYSHORE POINTE NURSING AND REHAB CENTER			6	100%	6
MINUTE-CLINIC DIAGNOSTIC OF VIRGINIA, LLC #794		5	1	17%	6
SOUTHEAST GEORGIA HEALTH SYSTEM, INC D		6			6
ALBANY MEDICAL CENTER		5	1	17%	6
TRANSPLANT GENOMICS INC (EUROFINS)		6			6
NORTH FLORIDA PEDIATRICS JASPER			6	100%	6
SARASOTA MEDICAL CENTER			6	100%	6

# COVID-19: testing by laboratory

Data through Mar 24, 2021 verified as of Mar 25, 2021 at 09:25 AM

Data in this report are provisional and subject to change.

The numbers in the table below represent the number of Florida and non-Florida residents for whom test results were received by the Department of Health. A person can be tested by more than one laboratory and can have both positive and negative results. **Therefore, the sum of the numbers in each column will be larger than the total number of people tested.**

Reporting lab	Inconclusive	Negative	Positive	Percent positive	Total
STUYVESANT URGENT CARE		6			6
GADSDEN COUNTY HEALTH DEPARTMENT			6	100%	6
HOLLY HILL HOME INFUSION SERVICE		5	1	17%	6
MERCY COLLEGE HEALTH OFFICE		6			6
CAPITAL HEALTH PLAN LABORATORIES			6	100%	6
LOS ALAMOS NATIONAL LABORATORY		6			6
Advanced Care Center			6	100%	6
CENTRAL FLORIDA PRIMARY CARE			6	100%	6
Centrastate Medical Center		5	1	17%	6
MINUTECLINIC DIAGNOSTIC OF VIRGINIA, LLC #255		6			6
CITIZENS BAPTIST MEDICAL CENTERS LAB		5	1	17%	6
PR HEALTH		1	5	83%	6
GENTLE MEDICINE ASSOCIATES / DR. REGINE BATAILLE		6			6
MEDEXPRESS URGENT CARE - RICHMOND, NINE MILE RD		5	1	17%	6
CALIFORNIA DEPARTMENT OF PUBLIC HEALTH		1	5	83%	6
SYNEXUS CLINICAL RESEARCH US INC		2	4	67%	6
TIMBER CREEK PEDIATRICS		6			6
WG WINDSOR WOODS SH LLC		6			6
ALL CHILDREN'S HOSPITAL DEPT OF GENERAL PEDIATRICS			6	100%	6
CVS TX4397POCT CYPRESS		6			6
CVS MD1881POCT DUNKIRK		6			6
URGENT TEAM - HUNTSVILLE		5	1	17%	6
MARSHALL MEDICAL CENTER SOUTH LAB		5	1	17%	6
PUBLIC HEALTH LAB		6			6
ALLEGRO FLEMING ISLAND		1	5	83%	6
CVS CA9721POCT ARCADIA		6			6
XPRESS URGENT CARE LLC		6			6
CVS IN6654POCT INDIANAPOLIS		5	1	17%	6
PANCARE HEALTH - KATE SMITH ELEMENTARY		1	5	83%	6
PHYSICIANS FOR CHILDREN			6	100%	6
MEDEXPRESS URGENT CARE-HERSHEY		5	1	17%	6
CVS NC6402POCT DAVIDSON		4	2	33%	6
PALMETTO HEALTH ALLIANCE		3	3	50%	6
ADVENTHEALTH CELEBRATION EMPLOYEE CLINIC		6			6
BNR PHARMACY INC		6			6
CVS TN4624POCT KNOXVILLE		5	1	17%	6
ANTHONY-BROWN PHARMACY		6			6
MEDEXPRESS URGENT CARE - HUNTINGTON WE		6			6
CURATIVE CARE CENTER INC		1	5	83%	6
BAYCARE ALLIANT HOSPITAL			6	100%	6
PLEASANTVILLE OF SEBASTIAN LLC			6	100%	6
MINUTECLINIC LLC #5041		2	4	67%	6
IVY ROSEN MD PLLC		6			6
NU WAVE MEDICAL CENTER			6	100%	6
MINUTE CLINIC DIAG OF IND LLC #8674		6			6
TEXAS MEDCLINIC			6	100%	6
DIXIE COUNTY EMERGENCY SERVICES			6	100%	6

# COVID-19: testing by laboratory

Data through Mar 24, 2021 verified as of Mar 25, 2021 at 09:25 AM

Data in this report are provisional and subject to change.

The numbers in the table below represent the number of Florida and non-Florida residents for whom test results were received by the Department of Health. A person can be tested by more than one laboratory and can have both positive and negative results. **Therefore, the sum of the numbers in each column will be larger than the total number of people tested.**

Reporting lab	Inconclusive	Negative	Positive	Percent positive	Total
MINUTECLINIC DIAGNOSTIC OF SC, LLC #7		4	2	33%	6
BETH ISRAEL DEACONESS MEDICAL CENTER			6	100%	6
CAREWELL 301 - WARWICK			6	100%	6
UT MEMPHIS UNIVERSITY HEALTH SERVICES			6	100%	6
HUNTERS CREEK PEDIATRICS		6			6
GRACE REHABILITATION CENTER OF VERO BEACH		4	2	33%	6
CVS MA6505POCT NEWTON		6			6
SAINT PETER'S UNIVERSITY HOSPITAL		6			6
CONCENTRA			6	100%	6
WIREGRASS MEDICAL CENTER			6	100%	6
MAXCARE CLINIC			6	100%	6
CVS NATIONAL HARBOR MD2297714CV		6			6
CVS NM8918POCT ALBUQUERQUE		6			6
CVS PA1074POCT KENNETT SQUARE		5	1	17%	6
MINUTECLINIC DIANOSTIC OF VIRGINA, LL		5	1	17%	6
ENTRUST IMMEDIATE CARE			6	100%	6
PROGRESS PHARMACY INC		1	5	83%	6
SOUTHEASTERN DERMATOLOGY GROUP PA		5	1	17%	6
FLORIDA WOMAN CARE LABORATORY			6	100%	6
MEDEXPRESS URGENT CARE-PITTSFIELD		6			6
LRHS Southeastern University		4	2	33%	6
FLORIDA DEPARTMENT OF HEALTH SEMINOLE COUNTY		1	5	83%	6
UNILAB		2	4	67%	6
NEUROSCIENCE AND SPINE ASSOCIATES, PL		5	1	17%	6
CHILDREN'S HOSPITAL OF PHILADELPHIA		5	1	17%	6
MEDEXPRESS URGENT CARE - PRINCETON		5	1	17%	6
CVS SC2736POCT MURRELLS INLET		5	1	17%	6
FLORIDA DEPARTMENT OF HEALTH IN SARASOTA COUNTY		5	1	17%	6
MEDEXPRESS URGENT CARE - YORK		3	3	50%	6
THE WINDSOR OF OCALA		2	4	67%	6
MD NOW MEDICAL CENTER			6	100%	6
UT SOUTHWESTERN MEDICAL CENTER			6	100%	6
WAKEMED		1	5	83%	6
ARLINGTON OF NAPLES		6			6
TRINITY URGENT CARE		4	2	33%	6
FLORIDA MEDICAL SPECIALISTS		2	4	67%	6
CVS OH6123POCT CINCINNATI		4	2	33%	6
MINUTECLINIC, LLC #03268		5	1	17%	6
SANDGATE GARDENS REHAB & NURSING CENTER		3	3	50%	6
THE PALMS REHABILITATION AND HEALTHCARE CENTER		5	1	17%	6
CVS MD2956POCT NEW MARKET		5	1	17%	6
AARK LABORATORY		6			6
Northwell Lab		2	4	67%	6
OCALA REGIONAL KIDNEY CENTER EAST		2	4	67%	6
MINUTECLINIC DIAGNOSTIC OF KANSAS PA		6			6
CVS GA2108POCT NORCROSS		4	2	33%	6
CVS PA233POCT NEWTOWN SQUARE		6			6



# COVID-19: testing by laboratory

Data through Mar 24, 2021 verified as of Mar 25, 2021 at 09:25 AM

Data in this report are provisional and subject to change.

The numbers in the table below represent the number of Florida and non-Florida residents for whom test results were received by the Department of Health. A person can be tested by more than one laboratory and can have both positive and negative results. **Therefore, the sum of the numbers in each column will be larger than the total number of people tested.**

Reporting lab	Inconclusive	Negative	Positive	Percent positive	Total
GUIDANCE / CARE CENTER, INC		6			6
TAMIAMI LAB MILLENIUM			6	100%	6
PROHEALTH MED		1	5	83%	6
CVS GA7064POCT STOCKBRIDGE		6			6
PATHGROUP LABS, LLC		4	2	33%	6
ELITE MD GROUP INC		2	4	67%	6
RIVER CITY PRIMARY AND URGENT CARE			6	100%	6
CVS NJ2815POCT E BRUNSWICK		4	2	33%	6
LOUISIANA DEPT OF HEALTH			6	100%	6
MINUTECLINIC DIAGNOSTIC OF GEORGIA, LL		5	1	17%	6
PRESBYTERIAN HOME		6			6
DANIEL M LIBBY MD PLLC		6			6
ST CHARLES BEND LABORATORY		5	1	17%	6
JERSEY SHORE MEDICAL CENTER		6			6
ATLANTIC COMMUNITY HIGH SCHOOL		5	1	17%	6
FRESENIUS KIDNEY CARE DUNEDIN			6	100%	6
URGENT CARE HOUSECALLS PA		5	1	17%	6
ASCENSION ST VINCENT'S CLAY COUNTY			6	100%	6
LUMADOC HEALTH		4	2	33%	6
MOULTRIE CREEK NURSING AND REHAB			6	100%	6
LEWIS COUNTY MANOR		6			6
MINUTE CLINIC DIAGNOSTIC MED GRP		5	1	17%	6
UF HEALTH PATHOLOGY LABORATORIES			5	100%	5
PRINCIPLE HOSPICE SERVICE, LLC			5	100%	5
CVS GA3766POCT DACULA		3	2	40%	5
GENESIS FAMILY PRACTICE		3	2	40%	5
NOVANT HEALTH UVA		2	3	60%	5
ADVANCED PEDIATRICS OF BOCA LLC			5	100%	5
AEL KNOXVILLE			5	100%	5
HENDRY REGIONAL CONVENIENT CARE CENTER			5	100%	5
EGL GENETICS DIAGNOSTICS			5	100%	5
Oakwood - North Baldwins Center for Living		5			5
SHEEPSHEAD BAY URGENT CARE		5			5
PRL NYC PANDEMIC RESPONSE LAB			5	100%	5
OURMED		4	1	20%	5
PEDIATRICS OF CENTRAL FLORIDA - POINCIANA		3	2	40%	5
PRECISION LABS LLC		2	3	60%	5
CVS IN6713POCT BLOOMINGTON		5			5
CFP PHYSICIANS GROUP			5	100%	5
CVS OH10893POCT PARMA		2	3	60%	5
NELSON BIOLOGICAL			5	100%	5
CVS OH3476POCT TIPP CITY		5			5
NASSAU UNIVERSITY MEDICAL CENTER DEPT		4	1	20%	5
TALLAHASSEE MEMORIAL HEALTHCARE			5	100%	5
MCR HEALTH LAWTON CHILES ADMINISTRATION STE A		1	4	80%	5
SOUTH BEND MEDICAL FOUNDATION			5	100%	5
BEECHTREE MOLECULAR LAB LLC			5	100%	5

# COVID-19: testing by laboratory

Data through Mar 24, 2021 verified as of Mar 25, 2021 at 09:25 AM

Data in this report are provisional and subject to change.

The numbers in the table below represent the number of Florida and non-Florida residents for whom test results were received by the Department of Health. A person can be tested by more than one laboratory and can have both positive and negative results. **Therefore, the sum of the numbers in each column will be larger than the total number of people tested.**

Reporting lab	Inconclusive	Negative	Positive	Percent positive	Total
BEACH HOUSE		5			5
THE LITTLE CLINIC			5	100%	5
MIAMI CANCER INSTITUTE			5	100%	5
CVS NV9841POCT RENO		2	3	60%	5
FLORIDA HOSPITAL LAKE MARY		5			5
BROWNE MEDICAL LLC		3	2	40%	5
CUMBERLAND HEIGHTS		5			5
DIAGNOSTECHS		4	1	20%	5
DAVENPORT PEDIATRICS PA		1	4	80%	5
THE CLINIC OF PEDIATRICS & GI MEDICINE, INC			5	100%	5
CELEBRATION PEDIATRICS PA			5	100%	5
HILLSBOROUGH COUNTY HEALTH DEPARTMENT			5	100%	5
LIFEPLUS HEALTHCARE GROUP INC		5			5
REHABILITATION CENTER AT JUPITER GARDENS		5			5
DOCS URGENT CARE		1	4	80%	5
PARADIGM LABORATORIES			5	100%	5
SJH			5	100%	5
Rio Pinar Health Care			5	100%	5
ORLANDO FAMILY PHYSICIANS INC		1	4	80%	5
QUATRACOR PLLC		5			5
BROOKDALE NEW PORT RICHEY			5	100%	5
TESTD			5	100%	5
MEASE CONTINUING CARE		3	2	40%	5
PEDIATRIC URGENT HEALTH CARE			5	100%	5
MEDEXPRESS URGENT CARE-MUNCIE		5			5
VILLAGES HEALTH, THE		4	1	20%	5
HAWTHORNE HEALTH AND REHABILITATION			5	100%	5
URGENT TEAM - NASHVILLE		5			5
JOE DIMAGGIO CHILDREN'S HOSPITAL		1	4	80%	5
FLAGLER HEALTH SERVICES INC			5	100%	5
CVS TX7821POCT LEAGUE CITY		5			5
PHYSICIANS IMMEDIATE CARE ELGIN			5	100%	5
WOODHULL MEDICAL AND MENTAL HEALTH CTR		5			5
BAYSHORE LABORATORY		4	1	20%	5
PM PEDIATRICS OF SELDEN		3	2	40%	5
COMMONS AT ORLANDO LUTHERAN TOWERS SNF			5	100%	5
INDIAN RIVER PRIMARY CARE PA		5			5
CVS IL8751POCT CHICAGO		5			5
TANNER MEDICAL CENTER EAST AL		5			5
LEVY COUNTY SHERRIF'S DEPT			5	100%	5
SUNSHINE STATE DIALYSIS			5	100%	5
REDMED OF CROSSTOWN		2	3	60%	5
JACKSON SOUTH COMMUNITY HOSPITAL LAB			5	100%	5
NORTHERN MICHIGAN UNIVERSITY ATHLETICS		5			5
LAKE MARY HEALTH AND REHABILITATION CENTER		1	4	80%	5
MOUNT SINAI BROOKLYN LABORATORY		4	1	20%	5
FORSYTH HOUSE			5	100%	5

# COVID-19: testing by laboratory

Data through Mar 24, 2021 verified as of Mar 25, 2021 at 09:25 AM

Data in this report are provisional and subject to change.

The numbers in the table below represent the number of Florida and non-Florida residents for whom test results were received by the Department of Health. A person can be tested by more than one laboratory and can have both positive and negative results. **Therefore, the sum of the numbers in each column will be larger than the total number of people tested.**

Reporting lab	Inconclusive	Negative	Positive	Percent positive	Total
MEDEXPRESS URGENT CARE - WILLIAMSPORT		4	1	20%	5
MIZELL MEMORIAL HOSPITAL			5	100%	5
COMPUNET CLINICAL LAB			5	100%	5
OCCMED SOLUTIONS		2	3	60%	5
LEHIGH REGIONAL MEDICAL CENTER LABORATORY		3	2	40%	5
PUTNAM HOSPITAL CENTER LABORATORY		5			5
MINNESOTA DEPARTMENT OF HEALTH PUBLIC HEALTH LABORATORY DIVISION	1		4	80%	5
CVS PA2582POCT SPRINGFIELD		3	2	40%	5
ELITE CARE			5	100%	5
RHEA MEDICAL CENTER		5			5
FLORIDA CLINICAL LABORATORY - BIOREFERENCE LABORATORIES		2	3	60%	5
CVS SC5550POCT CLOVER		4	1	20%	5
Kroger 449 - The Little Clinic Mountain Park		4	1	20%	5
MINUTE CLINIC, LLC #1434		5			5
GENTLE HANDS MOBILE PHLEBOTOMY			5	100%	5
MINUTECLINIC DIAGNOSTIC OF RHODE ISLAN		5			5
WEST PACIFIC MEDICAL LABORATORY			5	100%	5
MINUTECLINIC DIAGNOSTICS OF IND LLC		2	3	60%	5
MEDEXPRESS URGENT CARE MURRYSVILLE		3	2	40%	5
THE UNIVERSITY OF VERMONT MEDICAL CENTER		4	1	20%	5
Kroger 099 - The Little Clinic Fort Collins		5			5
KEYSTONE REHABILITATION AND HEALTH CENTER		1	4	80%	5
Robert Wood Johnson University Hospital		4	1	20%	5
WALGREENS_COCONUT CREEK		5			5
CVS MD4371POCT OCEAN CITY		5			5
PAUL GRECO MD CONCIERGE MEDICAL SERVICES PL		5			5
CVS SC1540POCT MYRTLE BEACH		4	1	20%	5
CVS NC7057POCT SHELBY		4	1	20%	5
CVS NC2771POCT CLAYTON		4	1	20%	5
CVS TX2263POCT SAN ANTONIO		5			5
FRESENIUS KIDNEY CARE SOUTH ORLANDO			5	100%	5
MEDEXPRESS URGENT CARE - BECKLEY CROSS		4	1	20%	5
FLORIDA PRIMARY & SPECIALTY CARE		5			5
CVS MA1852POCT MEDWAY		5			5
SONATA VERO BEACH		5			5
COLUMBIA MEMORIAL HOSPITAL LABORATORY		5			5
MINUTECLINIC MINUTECLINIC #921		5			5
URGENT MED INC		3	2	40%	5
STATEN ISLAND CHAI CARE		5			5
UNIVERSITY OF MIAMI / SCCC RESEARCH LABORATORY			5	100%	5
KETTERING HEALTH			5	100%	5
CENTRAL JERSEY URGENT CARE		5			5
CVS OH3080POCT HUBER HEIGHTS		5			5
MEDEXPRESS URGENT CARE FOX CHAPEL		5			5
MINUTECLINIC, LLC #7139		5			5
MINUTECLINIC, LLC #1452		5			5
CLINICAL CARE INC			5	100%	5

# COVID-19: testing by laboratory

Data through Mar 24, 2021 verified as of Mar 25, 2021 at 09:25 AM

Data in this report are provisional and subject to change.

The numbers in the table below represent the number of Florida and non-Florida residents for whom test results were received by the Department of Health. A person can be tested by more than one laboratory and can have both positive and negative results. **Therefore, the sum of the numbers in each column will be larger than the total number of people tested.**

Reporting lab	Inconclusive	Negative	Positive	Percent positive	Total
FLORIDA HEALTHCARE OF ORLANDO			5	100%	5
HERNANDO PASCO HOSPICE INC		4	1	20%	5
CVS MI8049POCT WATERFORD		4	1	20%	5
FINLAY		1	4	80%	5
URGENT CARE OF ERWIN		5			5
CVS TX5877POCT PEARLAND		5			5
OPTUMCARE FLORIDA, LLC		3	2	40%	5
ABSOLUTE HEALTH		5			5
CVS MA957POCT WEST SPRINGFIELD		5			5
FAMILY TREE DNA			5	100%	5
BIOTECH CLINICAL LABORATORY			5	100%	5
LAKEVIEW HEALTHCARE SYSTEM LLC			5	100%	5
OHIO DEPARTMENT OF HEALTH			5	100%	5
Life Care Center of Estero			5	100%	5
LABS PLUS LLC		5			5
SCOTTS PHARMACY		5			5
PELICAN LANDING		1	4	80%	5
OHSU MOLECULAR MICROBIOLOGY LAB		4	1	20%	5
LABCORP UNSPECIFIED		5			5
CVS GA2841POCT LAWRENCEVILLE		5			5
MANATEE COUNTY JAIL		4	1	20%	5
SOUTH FLORIDA FAMILY HEALTH & RESEARCH CTR			5	100%	5
LPG PEDIATRICS AT CAPE CORAL		5			5
UW MEDICINE VIROLOGY LAB			5	100%	5
ATLANTIC SURGERY CENTER OF JACKSONVILLE BEACH		5			5
CVS SC5479POCT INDIAN LAND		5			5
ADVENTHEALTH CAR CENTER APOPKA			5	100%	5
NORTH DADE NURSING AND REHABILITATION CENTER			5	100%	5
IAN C BOYKIN MD		4	1	20%	5
RIVERVIEW ALF OPERATOR LLC			5	100%	5
PRECISION DIAGNOSTICS INC - NJ		5			5
OMNICARE PHARMACY OFTEXAS 1, LP DBA OMNICARE		5			5
PIEDMONT HOSPITAL LAB			5	100%	5
COPELAND MEDICAL CLINIC		3	2	40%	5
JOSEF SCHENKER, MD, PC		5			5
QUEST DIAGNOSTICS PSC		1	4	80%	5
MY WELLNESS EXPRESS			5	100%	5
MEDEXPRESS URGENT CARE PORT HURON		4	1	20%	5
Walker BaptistMedCtr		4	1	20%	5
CVS NV2928POCT LAS VEGAS		5			5
LPG COCONUT POINT - FAMILY/ INTERNAL MEDICINE		5			5
SUTTER TRACY COMMUNITY HOSPITAL			5	100%	5
UPMC HEALTH SYSTEM		4	1	20%	5
CVS MINUTE CLINIC DIAGNOSTIC OF TEXAS		4	1	20%	5
CVS PA5241POCT CHALFONT		5			5
EASTCHESTER PEDIATRIC MEDICAL GROUP		5			5
MD ANDERSON CANCER CENTER DI BAY AREA			5	100%	5

# COVID-19: testing by laboratory

Data through Mar 24, 2021 verified as of Mar 25, 2021 at 09:25 AM

Data in this report are provisional and subject to change.

The numbers in the table below represent the number of Florida and non-Florida residents for whom test results were received by the Department of Health. A person can be tested by more than one laboratory and can have both positive and negative results. **Therefore, the sum of the numbers in each column will be larger than the total number of people tested.**

Reporting lab	Inconclusive	Negative	Positive	Percent positive	Total
PM PEDIATRICS OF BAYSIDE PLLC		5			5
Kennedy University Hospital		5			5
SEASIDE MANOR			5	100%	5
MASSASHUSETTS STATE LAB INSTITUTE		2	3	60%	5
COVID TESTING LLC			5	100%	5
CELERION			5	100%	5
GULF COAST VETERANS HCS PANAMA CITY OPC		5			5
QUEENS UNIVERSITY OF CHARLOTTE		5			5
AHC Decatur County		5			5
CARENOW URGENT CARE - CENTRAL AUSTIN		1	4	80%	5
FLORIDA DEPARTMENT OF HEALTH - INVERNESS		3	2	40%	5
INNOVATIVE COVID-DIVERSEY			5	100%	5
NORTHPORT MEDICAL CENTER LAB		5			5
MORGAN STANLEY HEALTH CENTER		5			5
MEDEXPRESS - COLLINSVILLE BELT LINE		3	2	40%	5
SLOPESIDE LABS AND TESTING, LLC - THE HIDEOUT AT BUTTERMILK MOUNTAIN		5			5
ST JOHNS BIOMEDICAL LAB		5			5
EAST BANK HOSPITAL - UNIVERSITY OF MINNESOTA MEDICAL CENTER			5	100%	5
STEUBEN COUNTY PUBLIC HEALTH		5			5
FRESENIUS MEDICAL CARE			5	100%	5
ALPHADERA LABS, LLC			5	100%	5
VEIL VALLEY MEDICAL CENTER			5	100%	5
FIFTH AVENUE PEDIATRICS		3	2	40%	5
SIGNATURE URGENT CARE			5	100%	5
ADVANCED URGENT CARE OF MARATHON		1	4	80%	5
CVS NC2313POCT RALEIGH		4	1	20%	5
GREENVILLE MEMORIAL HOSPITAL LAB			5	100%	5
EXPICARE NURSING AGENCY, INC		5			5
PINECREST PEDIATRICS GROUP LLC			5	100%	5
PEDIATRICS OF ALTAMONTE		5			5
MINUTECLINIC DIAGNOSTIC OF OHIO #6147		4	1	20%	5
MARINA ISLE ASSISTED LIVING		5			5
COMPLETE FAMILY CARE, LLC/UNIVERSITY OF SAINT MARY		5			5
ARKANSAS DEPARTMENT OF HEALTH			5	100%	5
LIVING WATERS MEDICAL CENTER			5	100%	5
EAST CENTRAL FLORIDA OUT PATIENT IMAGING			5	100%	5
CVS TN7698POCT KNOXVILLE		5			5
SANTOS REHABILITATION CENTER INC			5	100%	5
CLEVELAND CLINIC MARTIN HEALTH NURSING & RESTORATIVE		5			5
DISCOVERY VILLAGE AT STUART		2	3	60%	5
QUALITY MEDICAL CARE			5	100%	5
TRUSTBRIDGE			5	100%	5
MEDEXPRESS URGENT CARE SHADYSIDE		4	1	20%	5
BAPTIST HEALTH - TOWN CENTER			5	100%	5
PATIENT FIRST - LEESBURG			5	100%	5
ADVICE FOR OPTIMAL WELLNESS		2	3	60%	5
BOROPARK URGENT CARE		4	1	20%	5



# COVID-19: testing by laboratory

Data through Mar 24, 2021 verified as of Mar 25, 2021 at 09:25 AM

Data in this report are provisional and subject to change.

The numbers in the table below represent the number of Florida and non-Florida residents for whom test results were received by the Department of Health. A person can be tested by more than one laboratory and can have both positive and negative results. **Therefore, the sum of the numbers in each column will be larger than the total number of people tested.**

Reporting lab	Inconclusive	Negative	Positive	Percent positive	Total
FOUNDCARE, INC			5	100%	5
MIAMI MEDICAL CONSULTANT PA			5	100%	5
ENT AND ALLERGY ASSOCIATES OF FLORIDA, LLC			5	100%	5
INFECTION CONTROL/ EMPHEALTH		3	2	40%	5
LAKE COUNTY DETENTION CENTER		3	2	40%	5
COOPER HOSPITAL/UNIVERSITY MEDICAL		5			5
RELIANT IMMUNE DIAGNOSTICS			5	100%	5
CVS AZ10150POCT PHOENIX		4	1	20%	5
CARL R DARNALL ARMY MEDICAL CENTER			5	100%	5
MINUTECLINIC 7196		4	1	20%	5
RUSH UNIVERSITY MEDICAL CENTER LABORATORY			5	100%	5
Enterprise Health and Rehabilitation Center		5			5
UNIVERISTY OF MEMPHIS ATHLETIC TRAINI		5			5
DIAMOND SPEEDWAY DIALYSIS		1	4	80%	5
QUINTON MEMORIAL HEALTH CARE CENTER		5			5
CYPRESS CREEK MEDICAL CENTER			5	100%	5
WEST DADE PEDIATRICS			5	100%	5
CVS GA2236POCT WOODSTOCK		5			5
INTERNAL MEDICINE & PRIMARY CARE ASSOCIATES, PLC			5	100%	5
JUPITER ISLAND MEDICAL CLINIC INC		5			5
MEDEXPRESS URGENT CARE - FREDERICK		5			5
Army Residence Community		5			5
MID - FLORIDA PATHOLOGY LLC		1	4	80%	5
MEDEXPRESS URGENT CARE - WEIRTON		5			5
XRL SXF REF LAB		5			5
MINUTECLINIC DIAGNOSTIC OF SC, LLC #4		5			5
CVS MINUTE CLINIC DIAGNOSTIC OF KANSAS, PA		5			5
WHITE WILSON MEDICAL CENTER - FWB		1	4	80%	5
MINUTECLINIC # 21110		3	2	40%	5
RURAL HEALTH CARE INC			5	100%	5
WILSON PEDIATRICS			5	100%	5
SOUTHERN OCEAN MEDICAL CENTER		5			5
MEDEXPRESS URGENT CARE - LOGAN		5			5
MD NOW MEDICAL CENTER INC			5	100%	5
HAVEN HOSPICE IN CHIEFLAND			5	100%	5
CVS NV408817POCT LAS VEGAS		1	4	80%	5
WESTMINSTER SHORES			5	100%	5
MINUTECLINIC DIAGNOSTIC OF VIRGINIA, LLC #1656		5			5
MEDEXPRESS URGENT CARE WEST TAMPA			5	100%	5
ENCOMPASS HEALTH REHABILITATION HOSPITAL		5			5
MINUTECLINIC, LLC #1431		4	1	20%	5
BAPTIST HOSPITAL EMPLOYEE HEALTH OFF			5	100%	5
ALLIANCE FOR MULTISPECIALTY RESEARCH		5			5
INDIANA STATE DEPARTMENT OF HEALTH LABORATORIES			5	100%	5
CAREHERE LCS- EUSTIS			5	100%	5
HELIX KH UC			5	100%	5
MCKENZIE-WILLAMETTE MEDICAL CENTER LAB		5			5

# COVID-19: testing by laboratory

Data through Mar 24, 2021 verified as of Mar 25, 2021 at 09:25 AM

Data in this report are provisional and subject to change.

The numbers in the table below represent the number of Florida and non-Florida residents for whom test results were received by the Department of Health. A person can be tested by more than one laboratory and can have both positive and negative results. **Therefore, the sum of the numbers in each column will be larger than the total number of people tested.**

Reporting lab	Inconclusive	Negative	Positive	Percent positive	Total
CVS NC3853POCT BURLINGTON		4	1	20%	5
AMERICAN MEDICAL RESPONSE - DENVER		2	3	60%	5
BIOREFERENCE LABORATORIES			5	100%	5
THE RETREAT AT PORT ORANGE			5	100%	5
NOVADX		2	3	60%	5
MINUTECLINIC, LLC #09202		4	1	20%	5
LAFAYETTE NURSING AND REHAB			5	100%	5
UCF STUDENT HEALTH SERVICES LABORATORY		2	3	60%	5
LAKE NONA PEDIATRICS IN ASSOCIATION WITH NEMOURS		5			5
CVS SC7334POCT LEXINGTON		5			5
CVS PA1296POCT DREXEL HILL		4	1	20%	5
MINUTE CLINIC DIAGNOSTIC OF NORTH CAROLINA		5			5
THE DOCTORS CENTER HEALTHCARE-SOUTHSIDE		1	4	80%	5
MEDICAL CENTER OF BLOUNTSTOWN			5	100%	5
BLUETAIL MEDICAL GROUP, LLC		4	1	20%	5
AHF PUBLIC HEALTH LABORATORY			5	100%	5
OCHSNER MEDICAL CENTER			5	100%	5
MINUTE CLINIC DIAGNOSTIC OF VIRGINIA, LLC #7543		5			5
CVS TN2179POCT MURFREESBORO		5			5
MINUTE CLINIC DIAGNOSTIC OF VIRGINIA, LLC #1905		5			5
AUGUSTA HEALTH			5	100%	5
ST BARNABAS HOSPITAL		5			5
APOLLO GARDENS RETIREMENT RESIDENCE CARE		5			5
WATERTOWN URGENT CARE PLLC		5			5
UNIVERSITY OF CHICAGO MEDICAL CENTER LAB			5	100%	5
NORTH SHORE HEMATOLOGY-ONCOLOGY ASSOCIATES, PC		5			5
CITY OF WEST PALM BEACH EMPLOYEE & FAMILY HEALTH		5			5
ARC POINT LABS OF AUSTIN NORTH			5	100%	5
CVS HEALTH, #1994		4	1	20%	5
MINUTECLINIC DIAGNOSTIC OF PENNSYLVANIA, LLD #1545		5			5
CVS MA2172POCT NORTH GRAFTON		5			5
URGENT CARE COASTAL GA			5	100%	5
Atlanta VAMC		3	2	40%	5
FHPG FAMILY MEDICAL CENTER OF TAMPA BAY		1	4	80%	5
SCIENCE CARE			5	100%	5
CHAMPLAIN VALLEY PHYSICIANS HOSPITAL		3	2	40%	5
MEDEXPRESS URGENT CARE-NESHANNOCK TWP		4	1	20%	5
DICKSON MEDICAL ASSOCIATES PC PATH LAB		4	1	20%	5
DOMINICAN COLLEGE STUDENT HEALTH CENTE		5			5
FHPG_EXP CARE PALM HARBOR			5	100%	5
DEPARTMENT OF HEALTH AND HUMAN SERVICES LANSING			5	100%	5
JOHN T MACKAY MD			5	100%	5
FRANCES WARDE MEDICAL LABORATORY		2	3	60%	5
FLORIDA PRIMARY CARE AND SPORTS MEDICINE INC		2	3	60%	5
MINUTECLINIC MINUTECLINIC #3665		4			4
REHABILITATION CENTER OF WINTER PARK,THE			4	100%	4
SEACOAST PATHOLOGY PROFESSIONAL ASSOC		4			4

# COVID-19: testing by laboratory

Data through Mar 24, 2021 verified as of Mar 25, 2021 at 09:25 AM

Data in this report are provisional and subject to change.

The numbers in the table below represent the number of Florida and non-Florida residents for whom test results were received by the Department of Health. A person can be tested by more than one laboratory and can have both positive and negative results. **Therefore, the sum of the numbers in each column will be larger than the total number of people tested.**

Reporting lab	Inconclusive	Negative	Positive	Percent positive	Total
Metro West Nursing and Rehab			4	100%	4
HOME DOCS		2	2	50%	4
DYNACARE LABORATORIES			4	100%	4
GUTHRIE MEDICAL GROUP - CORNING		3	1	25%	4
MINUTECLINIC DIAGNOSTIC OF WISCONSIN, LLC		4			4
REELFOOT FAMILY WALK IN CLINIC		3	1	25%	4
MERCY URGENT CARE			4	100%	4
MINUTECLINIC DIAG OF IND LLC #1367		4			4
Park Ridge Nursing Center		3	1	25%	4
INTERMARKET FACILITY			4	100%	4
MEDEXPRESS - WILMINGTON CONCORD PIKE		3	1	25%	4
PDL PHARMACY CORP			4	100%	4
MD NOW URGENT CARE - DELRAY WEST			4	100%	4
COMMUNITY PHYSICIANS OF NORTH PORT PA			4	100%	4
CIMA MEDICAL CENTER		3	1	25%	4
ADVENT HEALTH - TUSKAWILLA		4			4
PHYSICIANS IMMEDIATE CARE AURORA			4	100%	4
PM PEDIATRICS OF SELDEN PLLC		4			4
Bethany Health and Rehab		4			4
PREMIER PEDIATRICS		1	3	75%	4
BIOTEST PLASMA CENTER		4			4
REFUGE A HEALING PLACE, THE			4	100%	4
MEMORIAL HEALTHCARE SYSTEM		1	3	75%	4
NIBHA MEDIRATTA MD PL			4	100%	4
COLONIAL MEDICAL CENTER-EAST ORLANDO			4	100%	4
MEDEXPRESS URGENT CARE - MOUNTAIN HOME		3	1	25%	4
IMA MEDICAL CENTER OF OVIEDO			4	100%	4
MINNESOTA DEPARTMENT OF HEALTH LABORATORY	1		3	75%	4
LATCHER LABORATORY OF A O FOX MEMORIAL		2	2	50%	4
HEART OF FLORIDA HEALTH CENTER INC		1	3	75%	4
AFFINITY URGENT CARE			4	100%	4
H/L of WEst ASHley Rhabilitation and Nursing Center		4			4
NONA PEDIATRIC CENTER			4	100%	4
FLORENCE - HUNTSVILLE HOSPITAL URGENT CARE		3	1	25%	4
NOT GIVEN		1	3	75%	4
WALGREENS #07034		4			4
ACCENT PHYSICIAN SPECIALISTS PA		4			4
MIAMI COMMUNITY HEALTH CENTER INC		1	3	75%	4
UNC HOSPITAL/MCLENDON CLINICAL LABORATORIES			4	100%	4
SOUTHWESTERN REGIONAL MEDICAL CENTER - TULSA		4			4
MEDEXPRESS URGENT CARE PLEASANT HILLS		3	1	25%	4
ADVENTHEALTH MEDICALGROUP PEDIATRICS AT ORLANDO		4			4
PLAINVIEW PRIMARY CARE		4			4
MINUTECLINIC, LLC #07852		4			4
CENTRAL FLORIDA INTERNAL OCCUPATIONAL AND		4			4
ManorCare Health Services Camp Hill		4			4
UF HEALTH PATHOLOGY LABORATORIES			4	100%	4

# COVID-19: testing by laboratory

Data through Mar 24, 2021 verified as of Mar 25, 2021 at 09:25 AM

Data in this report are provisional and subject to change.

The numbers in the table below represent the number of Florida and non-Florida residents for whom test results were received by the Department of Health. A person can be tested by more than one laboratory and can have both positive and negative results. **Therefore, the sum of the numbers in each column will be larger than the total number of people tested.**

Reporting lab	Inconclusive	Negative	Positive	Percent positive	Total
MEDEXPRESS URGENT CARE - SUMMERSVILLE, WEBSTER RD		4			4
MEDEXPRESS URGENT CARE - WEST ST PAUL, ROBERT ST S		3	1	25%	4
GASTROENTEROLOGY ASSOC OF PENSACOLA, PA		2	2	50%	4
LEON MEDICAL CENTERS, LLC			4	100%	4
DTR LABS		3	1	25%	4
DEPARTMENT OF PATHOLOGY ROME MEMORIAL		3	1	25%	4
MAILBOX DIAGNOSTICS		2	2	50%	4
MEDEXPRESS URGENT CARE - LEDGEWOOD		3	1	25%	4
UNION CITY MANOR NURSING CENTER		4			4
FAMILY MEDICINE AT WATERMAN		4			4
CVS TX10140POCT THE WOODLANDS		4			4
CLINICAL LABORATORIES OF THE BUFFALO		3	1	25%	4
WINCHESTER MEDICAL CENTER			4	100%	4
BARRANCO CLINIC PA, THE	1	3			4
PINELLAS POINT NURSING AND REHAB			4	100%	4
IVY CREEK URGENT CARE OF ENTERPRISE			4	100%	4
MINUTECLINIC OF NEVADA-2955 S FT APACH		4			4
MINUTECLINIC DIAGNOSTIC MED GRP OF SAN		3	1	25%	4
ELITE MEDICAL CENTER			4	100%	4
FLORIDA HEART AND VASCULAR			4	100%	4
COVENIENT CARE MEDICAL CLINIC			4	100%	4
UNIVERISTY OF MIAMI			4	100%	4
CORTLAND REGIONAL MEDICAL CENTER		4			4
SKYLINE UROLOGY		4			4
SOUTHLAND SUITES OF LAKELAND			4	100%	4
MEDICINE SHOPPE #1306 THE		3	1	25%	4
L3HARRIS FAMILY MEDICAL CENTER			4	100%	4
Lakeside Oaks Care Center			4	100%	4
HEWLETT URGENT CARE, PLLC		4			4
MEDEXPRESS URGENT CARE - MBURG COMMONS		4			4
BAYLOR ESOTERIC AND MOLECULAR LAB			4	100%	4
MINUTECLINIC, LLC, DBA MINUTECLINIC #4		4			4
FISHERMEN'S HOSPITAL			4	100%	4
CVS CA8850POCT HUNTINGTON BEACH		3	1	25%	4
Grace Rehabilitation of Vero Beach		4			4
ADVANCED URGENT CARE LLC		1	3	75%	4
CVS MD1515POCT LEONARDTOWN		3	1	25%	4
RML PHARMACY PC		4			4
CVS IN7653POCT EVANSVILLE		3	1	25%	4
FAMILY MEDICAL CLINIC HOMESTEAD, LLC			4	100%	4
MICHIGAN HEALTH CLINIC LABORATORIES		3	1	25%	4
BUCKINGHAM PLACE ALF		4			4
PARADISE VILLA ALF INCORPORATED		4			4
BAPTIST HEALTH MEDICAL CENTER			4	100%	4
CVS MA507POCT LEOMINSTER		3	1	25%	4
MEDEXPRESS URGENT CARE - MARKHAM STREE		3	1	25%	4
MONTANA DEPARTMENT OF PUBLIC HEALTH & HUMAN SERVICES			4	100%	4

# COVID-19: testing by laboratory

Data through Mar 24, 2021 verified as of Mar 25, 2021 at 09:25 AM

Data in this report are provisional and subject to change.

The numbers in the table below represent the number of Florida and non-Florida residents for whom test results were received by the Department of Health. A person can be tested by more than one laboratory and can have both positive and negative results. **Therefore, the sum of the numbers in each column will be larger than the total number of people tested.**

Reporting lab	Inconclusive	Negative	Positive	Percent positive	Total
MARK HOANG MD PA			4	100%	4
PILGRIM PHARMACY INC		4			4
BARTON MEMORIAL HOSPITAL		3	1	25%	4
FLORIDA HOSPITAL ALTAMONTE		2	2	50%	4
MINUTECLINIC DIAGNOSTIC OF OHIO #2964		4			4
CULLMAN REGIONAL URGENT CARE		3	1	25%	4
DERMATOLOGY SPECIALISTS OF FL - DR. JON WARD			4	100%	4
ADVENT HEALTH MEDICAL GROUP		3	1	25%	4
CAPTAIN JAMES A. LOVELL FEDERAL HEALTHCARE CENTER			4	100%	4
Heartland of Boynton Beach			4	100%	4
PALM BEACH CANCER INSTITUTE			4	100%	4
MINUTECLINIC DIAG OF IND LLC #6840		4			4
SIGNATURE CARE EMERGENCY CENTER		2	2	50%	4
PANCARE HEALTH - PONCE DE LEON			4	100%	4
BETHPAGE EXTENDED HOURS CENTER		4			4
BETTER AT HOME		4			4
ST PETE DIRECT PRIMARY CARE		2	2	50%	4
CVS MO10053POCT SAINT PETERS		4			4
CARE ONE PRIMARY CARE			4	100%	4
MINUTECLINIC DIAG OF IND, LLC #6910		4			4
CAREATC, INC.			4	100%	4
Calusa Harbour			4	100%	4
SHARP MEMORIAL HOSPITAL MICROBIOLOGY DEPT			4	100%	4
ADVENTHEALTH NEW SMYRNA BEACH COMMUNITY HEALTH			4	100%	4
COMPREHENSIVE CLINICAL RESEARCH, LLC			4	100%	4
CORIZON HEALTH INC			4	100%	4
MINUTECLINIC DIAGNOSTIC OF OHIO #6139		4			4
RELIANT ACUTE CARE			4	100%	4
CVS NC3803POCT MOORESVILLE		4			4
RIVER CITY MEDICAL ASSOCIATES INC			4	100%	4
MD ANDERSON			4	100%	4
HARBORCHASE OF VILLAGES CROSSING			4	100%	4
MONROE URGENT CARE		3	1	25%	4
BAYCARE MEDICAL GROUP, INC		4			4
VITAL CARE URGENT CARE			4	100%	4
LIFEHOPE LABS			4	100%	4
REGIONAL MEDICAL LAB			4	100%	4
VIDANT MEDICAL CENTER			4	100%	4
APOPKA FAMILY HEALTH CENTER		3	1	25%	4
MONROE COUNTY DEPT OF PUBLIC HEALTH ST		4			4
SOUTH FLORIDA RESEARCH ORGANIZATION			4	100%	4
VENICE URGENT CARE – GULF COAST			4	100%	4
MINUTECLINIC DIAG OF IND, LLC #10190		4			4
CVS PA258POCT MCKEES ROCKS		4			4
MEDEXPRESS URGENT CARE-SCOTT TOWNSHIP		3	1	25%	4
Kroger 339 - The Little Clinic Highlands - Bardstown Road		4			4
Willowbrooke Court at Country House		4			4



# COVID-19: testing by laboratory

Data through Mar 24, 2021 verified as of Mar 25, 2021 at 09:25 AM

Data in this report are provisional and subject to change.

The numbers in the table below represent the number of Florida and non-Florida residents for whom test results were received by the Department of Health. A person can be tested by more than one laboratory and can have both positive and negative results. **Therefore, the sum of the numbers in each column will be larger than the total number of people tested.**

Reporting lab	Inconclusive	Negative	Positive	Percent positive	Total
ADVENTHEALTH MEDICAL GROUP COMMUNITY MEDICINE		3	1	25%	4
CHILDREN'S MEDICAL GROUP		4			4
CLINICAL PATHOLOGY LABORATORIES			4	100%	4
CVS NJ862POCT MARLBORO		4			4
WE CARE - CARNIVAL CRUISELINE		4			4
MINUTECLINIC DIAGNOSTIC OF PENNSYLVAN		3	1	25%	4
REMEDY URGENT CLINIC		2	2	50%	4
CVS IN5696POCT FORT WAYNE		4			4
FAMILY MEDICINE AT WINTER PARK			4	100%	4
CVS OH2342POCT WEST CHESTER		3	1	25%	4
INDUSTRY LAB DIAGNOSTIC PARTNERS			4	100%	4
JOINT AMBULATORY CARE CENTER		4			4
MEDEXPRESS URGENT CARE - TEAYS VALLEY		3	1	25%	4
INTRACOASTAL LABS INC		4			4
TARPON SPRINGS PEDIATRICS, LLC			4	100%	4
COMMUNITY HEALTH CENTER OF WEST PALM BEACH			4	100%	4
STONE CLINICAL LABORATORIES OF FL LLC		4			4
OWL NOW URGENT CARE			4	100%	4
LIFE CARE HOME HEALTH SERVICES LLC		1	3	75%	4
PORT ORANGE NURSING & REHAB			4	100%	4
BOND & STEELE CLINIC PA D/B/A BOND CLINIC PA		4			4
AURORA BAYCARE UROLOGY			4	100%	4
SANFORD SOUTH UNIVERSITY		4			4
WINDER NURSING INC DBA WINDER HEALTH CARE		4			4
SOUTHEASTERN REGIONAL MEDICAL CENTER			4	100%	4
CARENOW URGENT CARE - WINTER SPRINGS		3	1	25%	4
CVS MA1845POCT WILMINGTON		3	1	25%	4
SONIC REFERENCE LABORATORY			4	100%	4
Kroger 186 - The Little Clinic Holiday Manor		3	1	25%	4
PRINCETON BMC LABORATORY		4			4
CELAL GUROL ERBAY, MD			4	100%	4
ROAN DRUG COMPANY LLC		4			4
Bon Secours Place		3	1	25%	4
ACCESS RECOVERY SOLUTIONS LLC			4	100%	4
CULLMAN REGIONAL MEDICAL CENTER		3	1	25%	4
ELDER ALTERNATIVES INC		3	1	25%	4
INFINITI LABS INC			4	100%	4
EPI			4	100%	4
ManorCare Rehabilitation Center- Decatur		4			4
MEDICAL UNIVERSITY SC HOSPITAL			4	100%	4
MINUTECLINIC DIAG OF IND, LLC #6648		3	1	25%	4
MEDICAL CENTER ENTERPRISE			4	100%	4
OVIEDO CHILDRENS HEALTH CENTER LLC		1	3	75%	4
UNIVERSITY OF WASHINGTON MEDICAL CENTER (UWMC) EMERGENCY DEPT.			4	100%	4
MEDEXPRESS URGENT CARE MARTINSBURG		2	2	50%	4
ST. MARY'S HOSPITAL			4	100%	4
MEDEXPRESS URGENT CARE - TULSA, S YALE AVE		4			4

# COVID-19: testing by laboratory

Data through Mar 24, 2021 verified as of Mar 25, 2021 at 09:25 AM

Data in this report are provisional and subject to change.

The numbers in the table below represent the number of Florida and non-Florida residents for whom test results were received by the Department of Health. A person can be tested by more than one laboratory and can have both positive and negative results. **Therefore, the sum of the numbers in each column will be larger than the total number of people tested.**

Reporting lab	Inconclusive	Negative	Positive	Percent positive	Total
CVS OH6149POCT UPPER ARLINGTON		2	2	50%	4
ASCENDI HOME HEALTH AGENCY INC			4	100%	4
OKLAHOMA STATE UNIVERSITY DIAGNOSTIC LAB			4	100%	4
OPTUM OF RED ROAD		4			4
MEDEXPRESS - NEWARK		4			4
MED EXPRESS URGENT CARE PC - MARYLAND		3	1	25%	4
MEADOWS AT CYPRESS GARDENS, THE		3	1	25%	4
WYOMING PUBLIC HEALTH LAB			4	100%	4
SunTerrace Health Care Center		3	1	25%	4
CVS SC4122POCT TAYLORS		4			4
MEDEXPRESS URGENT CARE - SOMERSET TOWNSHIP		4			4
ADVENTHEALTH MEDICAL GROUP PEDIATRICS		1	3	75%	4
CVS TX7288POCT DALLAS		4			4
CONSULATE HEATH CARE AT WEST ALTAMONTE			4	100%	4
CVS MA2297677CV BOSTON		4			4
CVS MO5655POCT LIBERTY		1	3	75%	4
CHIPOLA QUICK CARE		1	3	75%	4
SOUTH FLORIDA PEDIATRIC PARTNERS			4	100%	4
URGENT CARE - OCONEE		2	2	50%	4
Kroger 752 - The Little Clinic Central Station		3	1	25%	4
MINUTECLINIC #2797		4			4
GENUS DIAGNOSTICS			4	100%	4
MEDEXPRESS URGENT CARE LAVALE		4			4
MARSHFIELD LABORATORIES			4	100%	4
FLORIDA MEDICAL ASSOCIATES LLC			4	100%	4
NEMOURS CHILDREN'S URGEN CARE			4	100%	4
Hillspring of Springboro		4			4
MAINE DEPARTMENT OF HEALTH AND HUMAN SERVICES			4	100%	4
CVS IN3975POCT JEFFERSONVILLE		2	2	50%	4
POWERS PEDIATRICS			4	100%	4
PATIENT FIRST - ALLENTOWN			4	100%	4
LAKESIDE HOSPITAL BELLE GLADE			4	100%	4
FLORIDA CANCER SPECIALISTS AND RESEARCH		2	2	50%	4
DISCOVERY VILLAGE AT DEERWOOD			4	100%	4
LAKE FOREST PARK OP CO LLC		4			4
MEDEXPRESS URGENT CARE- FORT WORTH N T		4			4
CVS SC2269POCT COLUMBIA		3	1	25%	4
SUMNER REGIONAL MEDICAL CENTER		3	1	25%	4
CVS ME329POCT PORTLAND		4			4
CAPITAL HEALTH LABORATORY INC			4	100%	4
HENDRY/GLADES COUNTY HEALTH DEPARTMENT		3	1	25%	4
Loretto Health and Rehabilitation Center		4			4
MEDEXPRESS URGENT CARE - WALDORF, CRAIN HWY		4			4
INVERNESS FAMILY CARE HIGH RISK PLLC			4	100%	4
WESLEY CHAPEL INTERNAL MEDICINE AND PEDIATRICS			4	100%	4
GENEVA GENERAL HOSPITAL LABORATORY		3	1	25%	4
CAREWELL 202			4	100%	4

# COVID-19: testing by laboratory

Data through Mar 24, 2021 verified as of Mar 25, 2021 at 09:25 AM

Data in this report are provisional and subject to change.

The numbers in the table below represent the number of Florida and non-Florida residents for whom test results were received by the Department of Health. A person can be tested by more than one laboratory and can have both positive and negative results. **Therefore, the sum of the numbers in each column will be larger than the total number of people tested.**

Reporting lab	Inconclusive	Negative	Positive	Percent positive	Total
CVS MN6811POCT PLYMOUTH		4			4
CVS NY549POCT RIDGEWOOD		2	2	50%	4
CLINICAL ASSOCIATES OF ORLANDO LLC		4			4
MEMORIAL HEALTH CARE SYSTEMS			4	100%	4
GERALD CHAMPION REGIONAL MEDICAL CENTE		4			4
DACH MAIN LAB			4	100%	4
MEDEXPRESS URGENT CARE-PASADENA		4			4
DASCENA LABORATORY			4	100%	4
NORTH OKALOOSA CLINIC CORP		1	3	75%	4
BROOKDALE WEST BOYNTON BEACH		4			4
UNIVERSITY OF MICHIGAN		2	2	50%	4
MEDEXPRESS URGENT CARE - SOUTH PARKERSBURG		4			4
CLINICAL CARE CENTER, INC			4	100%	4
CAREWELL URGENT CARE			4	100%	4
ENCOMPASS HOME HEALTH		4			4
State Lab Unspecifd			4	100%	4
PARKWAY DRUGS OF ONEIDA COUNTY NORTH I		3	1	25%	4
MEDFIRST URGENT CARE			4	100%	4
EXPRESS TESTING-ONE			4	100%	4
CVS PA10034POCT PITTSBURGH		4			4
CVS TX8387POCT AUSTIN		4			4
DEPARTMENT OF HEALTH/ NEW YORK			4	100%	4
CVS OH3393POCT AURORA		3	1	25%	4
ORLANDO HEALTH PHYSICIAN GROUP			4	100%	4
ARCPOINT LABS OF FORT LAUDERDALE, FL CENTRAL		1	3	75%	4
GAINESVILLE PEDIATRIC ASSOCIATES		1	3	75%	4
MINUTECLINIC DIAGNOSTIC OF VIRGINIA, LLC		4			4
HCR ManorCare Greentree		4			4
JFK INTERNAL MEDICINE FACULTY PRACTICE		2	2	50%	4
IMIC INC RESEARCH			4	100%	4
AFTER HOURS PEDS			4	100%	4
CVS OH2518POCT COLUMBUS		3	1	25%	4
MEDEXPRESS URGENT CARE - WICHITA, S SENECA ST		2	2	50%	4
BENEVA LAKES HEALTHCARE & REHAB CENTER			4	100%	4
KENTUCKY CABINET FOR HEALTH AND FAMILY SERVICES			4	100%	4
MEDEXPRESS - NEW CASTLE, DUPONT HWY		4			4
CONSOLIDATED LABORATORY SERVICES			4	100%	4
CVS NC5532POCT SUMMERFIELD		4			4
OHIO CVS STORES		3	1	25%	4
CELEBRATION PEDIATRICS			4	100%	4
Marian Manor, Inc		4			4
Millennium Nursing & Rehab Center		4			4
CAPE COD HOSPITAL			4	100%	4
MINUTECLINIC DIAGNOSTIC OF MICHIGAN, P		4			4
OMNICARE PHARMACY OF TEXAS 1		4			4
MINUTECLINIC DIAG OF IND, LLC #8645		4			4
MEDEXPRESS URGENT CARE - KOKOMO		4			4

# COVID-19: testing by laboratory

Data through Mar 24, 2021 verified as of Mar 25, 2021 at 09:25 AM

Data in this report are provisional and subject to change.

The numbers in the table below represent the number of Florida and non-Florida residents for whom test results were received by the Department of Health. A person can be tested by more than one laboratory and can have both positive and negative results. **Therefore, the sum of the numbers in each column will be larger than the total number of people tested.**

Reporting lab	Inconclusive	Negative	Positive	Percent positive	Total
Health Care Center of Jacksonville			4	100%	4
MEDEXPRESS URGENT CARE - WAXAHACHIE, N HIGHWAY 77		2	2	50%	4
SIGNATURE CARE MONTROSE		2	2	50%	4
CENTERPLACE HEALTH, INC			4	100%	4
CVS CA9606POCT TEMECULA		4			4
LUVERNE HEALTH AND REHABILITATION		4			4
PRIMECARE		2	2	50%	4
WILLIAM A HINTON STATE LABORATORY INSTITUTE		1	3	75%	4
PEACEHEALTH LABORATORIES		3	1	25%	4
Mill Valley Care Center		4			4
MINUTE CLINIC #8979		4			4
CVS PA1379POCT LANSDALE		4			4
HARBOUR ISLAND PEDIATRICS LLC			4	100%	4
EXTENDICARE HEALTH & REHAB CENTER		4			4
Kroger 125 - The Little Clinic Castle Rock		3	1	25%	4
HELIX DIAGNOSTIX		1	3	75%	4
CVS MA394POCT SEEKONK		4			4
GRADY MEMORIAL HOSPITAL/MICRO			4	100%	4
THONOTOSASSA COMMUNITY HEALTH CENTER		1	3	75%	4
FHCP – ORMOND BEACH			4	100%	4
NEMOURS CHILDREN'S CLINIC			4	100%	4
FLORIDA HEALTH CARE PLANS STIRLING CENTER			4	100%	4
AHC of Mckenzie		4			4
MINUTE CLINIC LLC #0169		4			4
ALVARO J DANGOND MD PA		4			4
ORANGE COUNTY HEALTH DEPARTMENT		2	2	50%	4
CVS PA1193POCT JENKINTOWN		4			4
WOMEN'S CARE FLORIDA, LLC		4			4
HEALTHCARE NETWORK OF SOUTHWEST FLORIDA			4	100%	4
PRESBYTERIAN FAMILY HEALTHCARE-KASEMAN		4			4
MINUTECLINIC DIAG OF IND, LLC #6472		4			4
DIAGNOSTIC & MEDICAL SPECIALISTS OF GREENWICH		2	2	50%	4
UNIVERSITY OF MIAMI STUDENT HEALTH SERVICE			4	100%	4
TMH PHYSICIAN PARTNERS SOUTHWOOD		1	3	75%	4
MEDEXPRESS URGENT CARE HUNTINGTON		4			4
ASCENSION ST VINCENT'S MEDICAL CENTER		3	1	25%	4
NORTHWOOD UNIVERSITY-BENNETT SPORTS CENTER		4			4
PHYSICIANS QUALITY CARE			4	100%	4
Kroger 124 - The Little Clinic University		3	1	25%	4
AIRPORT CLINIC			4	100%	4
FLORIDA MEDICAL CLINIC -INTERNAL MED DADE CITY			4	100%	4
LOUISIANA DEPT. OF HEALTH AND HOSPITALS-INFECTIOUS DISEASE EPI SECTION			4	100%	4
FCHC (OB)-DARWIN SQUARE CTR.			4	100%	4
INHEALTH LIFE SCIENCES			4	100%	4
MINUTECLINIC DIAGNOSTIC MED GRP OF ORA		3	1	25%	4
CVS CT718POCT ANSONIA		4			4
HAMPTON ALF AT 24TH ROAD LLC			4	100%	4

# COVID-19: testing by laboratory

Data through Mar 24, 2021 verified as of Mar 25, 2021 at 09:25 AM

Data in this report are provisional and subject to change.

The numbers in the table below represent the number of Florida and non-Florida residents for whom test results were received by the Department of Health. A person can be tested by more than one laboratory and can have both positive and negative results. **Therefore, the sum of the numbers in each column will be larger than the total number of people tested.**

Reporting lab	Inconclusive	Negative	Positive	Percent positive	Total
TAPESTRY TALLAHASSEE WALDEN		4			4
CHIEFLAND MEDICAL CENTER LLC			4	100%	4
MINUTECLINIC DIAG OF IND, LLC #6553		4			4
TRIDENT BIOMETRICS		3	1	25%	4
THE OASIS ALF		4			4
NEULIFE NEUROLOGICAL SERVICES LLC			4	100%	4
MEDEXPRESS URGENT CARE, FAIRMONT		4			4
LAKE MARY PEDIATRICS			4	100%	4
Crowne Health Care of Montgomery		4			4
HUNT CLUB MEDICAL CARE			4	100%	4
TRUE HEALTH- HOFFNER		3	1	25%	4
CVS NJ836POCT RUNNEMEDE		4			4
JOHNNIE RUTH CLARKE LAB			4	100%	4
Kroger 959 - The Little Clinic Carmel		4			4
CVS AZ9210POCT SCOTTSDALE		4			4
Kroger 895 - The Little Clinic Green Hills		4			4
CVS IL8747POCT CHICAGO		4			4
CRESTAR LABS		2	2	50%	4
MINUTECLINIC DIAG OF IND LLC #1138		3	1	25%	4
ADVENTHEALTH MEDICAL GROUP INTERNAL MEDICINE AT		1	3	75%	4
Westminster Manor		3	1	25%	4
MINUTECLINIC, LLC #5707		4			4
ELIZABETH CITY HEALTH & REHABILITATION		4			4
USCG SECTOR ST PETE		1	3	75%	4
DEPARTMENT OF HEALTH AND HUMAN SERVICES		2	2	50%	4
HAVEN CUSTEAD CARE CENTER		1	3	75%	4
PANCARE HEALTH YOUNGSTOWN			4	100%	4
MEDEXPRESS URGENT CARE, LANCASTER WEST		2	2	50%	4
BELLIN HEALTH LAB		1	3	75%	4
BLOOMIN BRANDS WELLNESS CENTER		3	1	25%	4
AIREVAC INTERNATIONAL		4			4
GILCHRIST COUNTY HEALTH DEPT			4	100%	4
WELLMED AT FORT PIERCE		2	2	50%	4
SINAI PLAZA NURSING AND REHAB CENTER			4	100%	4
DEACONESS HOSPITAL			4	100%	4
MINUTE-CLINIC DIAGNOSTIC OF VIRGINIA,		4			4
EAST SIDE CLINICAL LABORATORY		3	1	25%	4
CENTURY LINK SPORTS COMPLEX			3	100%	3
CVS MA594POCT FALMOUTH		3			3
URGENT DOC - URGENT CARE CLINIC			3	100%	3
Concordia Village of Tampa			3	100%	3
NORTHCREST MEDICAL CENTER		1	2	67%	3
BRENTWOOD SENIOR LIVING AT ST PETE			3	100%	3
CVS PHARMACY INC DBA CVS/PHARMACY #10908		3			3
DEPARTMENT OF HEALTH AND HUMAN SERVICES DIVISION OF BEHAVIORAL HEALTH		1	2	67%	3
Hunterdon Medical Center Laboratory		3			3
HOPE HEALTH CARE, LLC		3			3



# COVID-19: testing by laboratory

Data through Mar 24, 2021 verified as of Mar 25, 2021 at 09:25 AM

Data in this report are provisional and subject to change.

The numbers in the table below represent the number of Florida and non-Florida residents for whom test results were received by the Department of Health. A person can be tested by more than one laboratory and can have both positive and negative results. **Therefore, the sum of the numbers in each column will be larger than the total number of people tested.**

Reporting lab	Inconclusive	Negative	Positive	Percent positive	Total
CVS NC7548POCT FUQUAY VARINA		2	1	33%	3
Kroger 388 - The Little Clinic Braelinn Village		3			3
WALGREENS NO 19542		3			3
INSPIRA MEDICAL CENTER VINELAND LAB		2	1	33%	3
TIEHH BIOTERRORISM RESPONSE LAB			3	100%	3
REGIONAL MEDICAL CENTER BAYONET POINT			3	100%	3
TRINITY PEDIATRICS			3	100%	3
MARRA'S PHARMACY		3			3
OMNI HEALTHCARE INC		1	2	67%	3
CVS MO4850POCT SPRINGFIELD		3			3
ENCOMPASS HEALTH REHABILITATION HOSPITAL OF OCALA		3			3
MANORCARE NURSING & REHABILITATION CENTER-NAPLES		3			3
JOSEPH SCHENKER MD PC		3			3
ADVANCED MEDICAL RESEARCH CENTER LLC			3	100%	3
BROOKDALE OAKBRIDGE		1	2	67%	3
PINELLAS PARK HEALTH CENTER - PINELLAS CHD		1	2	67%	3
INTERNAL MEDICINE AND WOUND CARE SPECIALIST LLC		3			3
CENTRAL JERSEY URGENT CARE OF BROWN MI		3			3
Arbors at Marietta		3			3
LEE CONVENIENT CARE AT SUMMERLIN			3	100%	3
PATHOLOGY REFERENCE LAB LLC			3	100%	3
BRADENTON PHYSICIAN MEDICAL CENTER			3	100%	3
PICHARDO CLINIC, THE		1	2	67%	3
ST LUKES HOSPITAL LABORATORY		2	1	33%	3
WEST COCOA PHARMACY			3	100%	3
EXCEL URGENT CARE OF NJ, LLC		1	2	67%	3
HALIFAX HEALTH CARE FOR WOMEN		3			3
CVS NJ837POCT MARLTON		3			3
LRHS Florida Poly Tech		3			3
SACRED HEART HEALTH SYSTEMS INC			3	100%	3
MEDEXPRESS URGENT CARE - WHEELING		2	1	33%	3
CVS IL1170POCT JOLIET		3			3
HARBORCHASE OF STUART			3	100%	3
NEWSTAR MEDICAL LABORATORIES		3			3
VELOCITY CARE			3	100%	3
CONCENTRA - PLANTATION		3			3
NDX-CORE LAB			3	100%	3
F W HUSTON MEDICAL CENTER SENIOR LIVIN		3			3
SOFTCELL L-FORM LABORATORIES, LLC			3	100%	3
NASSAU COUNTY HEALTH DEPARTMENT		3			3
LEGACY ER AND URGENT CARE			3	100%	3
EAST NAPLES PEDIATRICS			3	100%	3
Wynfield Park Health and Rehabilitation		3			3
ESCO DRUG CO INC		3			3
OPTUM PRIMARY CARE - SILVER LAKES			3	100%	3
MARTHA A PRICE MD PA		1	2	67%	3
MPG JACKSONVILLE ATLANTIC BLVD		1	2	67%	3

# COVID-19: testing by laboratory

Data through Mar 24, 2021 verified as of Mar 25, 2021 at 09:25 AM

Data in this report are provisional and subject to change.

The numbers in the table below represent the number of Florida and non-Florida residents for whom test results were received by the Department of Health. A person can be tested by more than one laboratory and can have both positive and negative results. **Therefore, the sum of the numbers in each column will be larger than the total number of people tested.**

Reporting lab	Inconclusive	Negative	Positive	Percent positive	Total
Maryfield Inc. dba Pennybyrn		3			3
MENORAH MANOR			3	100%	3
MEDICAL CITY DALLAS HOSPITAL			3	100%	3
ACL LABORATORIES INDUSTRIAL TOXICOLOGY			3	100%	3
LITTLE SPURS PEDIATRIC URGENT CARE		1	2	67%	3
QUEST DIAGNOSTICS CLINICAL LABORATORIES INC		2	1	33%	3
HARBORCHASE OF GAINESVILLE			3	100%	3
IOWA DEPARTMENT OF PUBLIC HEALTH			3	100%	3
ADVANCED PEDIATRICS			3	100%	3
EAST TENNESSEE CHILDREN'S HOSPITAL		2	1	33%	3
SISD EMPLOYEE HEALTH CLINIC			3	100%	3
INTERNAL MEDICINE & PEDIATRICS WELLNESS CENTER			3	100%	3
FLORIDA MENTOR-POINT WEST CLUSTER		3			3
HEALTH AND WELLNESS URGENT CARE LLC			3	100%	3
SOLERA SPECIALTY PHARMACY LLC		2	1	33%	3
CVS PHARMACY			3	100%	3
ALLIED PHYSICIANS GROUP PLLC		3			3
CVS TX3292POCT WYLIE		3			3
HILLVIEW LABORATORY			3	100%	3
LEESBURG REGIONAL MEDICAL CENTER URGENT CARE			3	100%	3
DOCTOR 4 U CLINIC		1	2	67%	3
Kroger 571 - The Little Clinic Hendersonville		1	2	67%	3
MEDFUSION		2	1	33%	3
TAYLOR MANOR		1	2	67%	3
SEMINOLE FAMILY HEALTH CENTER		3			3
NHC HealthCare Anniston		3			3
NORTHWEST FLORIDA CLINICAL LAB		1	2	67%	3
HOMELAND CENTER		3			3
NORTH BROWARD HOSPITAL DISTRICT HEALTHCARE FOR THE HOMELESS			3	100%	3
LUCID LABORATORY SERVICES		3			3
BRIGHAM AND WOMEN'S HOSPITAL			3	100%	3
SINAI POST ACUTE NURSING AND REHAB CE		3			3
MINUTECLINIC DIAG OF IND, LLC #6483		1	2	67%	3
St. Josephs Hospital		1	2	67%	3
JACKSONVILLE PEDIATRICS			3	100%	3
CVS IL3163POCT OAK PARK		3			3
ADRIANA M CASTRO MD PA		3			3
CVS TN7144POCT BARTLETT		3			3
CAMPAZZI CONCIERGE MEDICAL SERVICES		2	1	33%	3
GUTHRIE CORNING HOSPITAL LABORATORY		3			3
ADVENTHEALTH MEDICAL GROUP ADULT AND SENIOR HEALTH			3	100%	3
MC DIAGNOSTIC OF CONNECTICUT, PC #114		3			3
MINUTECLINIC DIAG OF IND, LLC #5369		2	1	33%	3
ALLIANCE LABS @LRMC			3	100%	3
EASTMAN HEALTHCARE & REHAB		3			3
CROSSROADS URGENT CARE PLLC		3			3
FLORIDA HOSPITAL PHYSICIANS GROUP		1	2	67%	3

# COVID-19: testing by laboratory

Data through Mar 24, 2021 verified as of Mar 25, 2021 at 09:25 AM

Data in this report are provisional and subject to change.

The numbers in the table below represent the number of Florida and non-Florida residents for whom test results were received by the Department of Health. A person can be tested by more than one laboratory and can have both positive and negative results. **Therefore, the sum of the numbers in each column will be larger than the total number of people tested.**

Reporting lab	Inconclusive	Negative	Positive	Percent positive	Total
SOUTH LAKE FAMILY HEALTH CENTER			3	100%	3
CVS M010151POCT SPRINGFIELD		2	1	33%	3
HELIX LW UC		1	2	67%	3
PRISMA HEALTH MIDLANDS			3	100%	3
BRANDON REGIONAL EMERGENCY CTR			3	100%	3
MARION COUNTY FIRE RESCUE		3			3
WELLMED AT APOLLO BEACH BLVD		1	2	67%	3
SHANDS AT LAKE SHORE LAB		1	2	67%	3
Westside Terrace		3			3
MUNSON MEDICAL CENTER			3	100%	3
Greystone Health Care Center		3			3
MED FUSION			3	100%	3
WOODMARK AT UPTOWN ASSISTED LIVING		3			3
ADVANCED URGENT CARE CENTER OF THE UPPER KEYS		1	2	67%	3
RUSSELL SAGE COLLEGE WELLNESS CENTER		3			3
MEDEXPRESS-HOUSTON EAST FWY		1	2	67%	3
WALGREENS #07502		3			3
TREASURE COAST INFECTIOUS DISEASE CONSULTANTS		1	2	67%	3
CENTRAL DUPAGE HOSPITAL			3	100%	3
SUNDALE NURSING HOME		3			3
BEEBE MEDICAL CENTER LABORATORY		3			3
MEDICAL SERVICES OF AMERICA HOME HEALTH		3			3
ADVENTHEALTH MEDICAL GROUP PEDIATRICS AT APOPKA		3			3
BAPTIST OUTPATIENT SERVICES			3	100%	3
CVS PA2687POCT EXTON		3			3
SUPER HEALTH PHARMACY LLC		3			3
PUBLIC HEALTH TRUST OF MIAMI DADE COUNTY			3	100%	3
MINUTECLINIC DIAGNOSTIC OF OHIO #5060		3			3
WEST TN HEALTH MED NORTH		3			3
SUMMIT MEDICAL GROUP - WEST ORANGE		3			3
MINUTECLINIC LLC #4449		3			3
OPP HEALTH AND REHABILITATION		3			3
MEDEXPRESS URGENT CARE - FORT SMITH		3			3
CALLE OCHO DIALYSIS			3	100%	3
ACCESS 365 URGENT CARE LLC		1	2	67%	3
2412 LEBANON PIKE		2	1	33%	3
BROOKDALE SENIOR LIVING			3	100%	3
MEDEXPRESS URGENT CARE - WILKES BARRE		2	1	33%	3
NORTHERN LIGHT LABORATORY		1	2	67%	3
MEDEXPRESS URGENT CARE - RICHMOND, W BROAD ST		3			3
MINUTECLINIC DIAGNOSTIC PA #3344		3			3
HELIX MEDICAL CENTERS		1	2	67%	3
Walgreens #5984		3			3
LEXINGTON MEDICAL CENTER		1	2	67%	3
VIRGINIA DEPARTMENT OF HEALTH DIVISION OF			3	100%	3
MONTEFIORE MEDICAL CENTER LABS MONTEFIORE		2	1	33%	3
SAN JUAN REGIONAL MEDICAL CENTER		3			3

# COVID-19: testing by laboratory

Data through Mar 24, 2021 verified as of Mar 25, 2021 at 09:25 AM

Data in this report are provisional and subject to change.

The numbers in the table below represent the number of Florida and non-Florida residents for whom test results were received by the Department of Health. A person can be tested by more than one laboratory and can have both positive and negative results. **Therefore, the sum of the numbers in each column will be larger than the total number of people tested.**

Reporting lab	Inconclusive	Negative	Positive	Percent positive	Total
CVS MA1006POCT BROCKTON		3			3
INTERCOASTAL FAMILY PRATICE		1	2	67%	3
BAPTIST HOSPITAL NURSING/PATIENT CARE			3	100%	3
THOMAS LANGLEY			3	100%	3
FLORIDA HOSPITAL LABORATORIES		3			3
SOUTH MIAMI HOSPITAL			3	100%	3
CVS RI326POCT NORTH SMITHFIELD		3			3
IMMERSION RESIDENTIAL LLC			3	100%	3
FELICIDAD MEDICAL CENTER INC			3	100%	3
LEE MEMORIAL HOSPITAL BLOOD GAS LAB			3	100%	3
BAYSIDE URGENT CARE CENTER INC			3	100%	3
GONZALEZ MD AND ASWAD MD HEALTH SERVICES			3	100%	3
VICAR'S LANDING NURSING HOME		2	1	33%	3
SUN TERRACE HEALTH CARE CENTER			3	100%	3
COOPER UNIVERSITY HOSPITAL LABORATORY		2	1	33%	3
COVANCE CLS			3	100%	3
MONTANA PUBLIC HEALTH LAB			3	100%	3
MEDEXPRESS URGENT CARE- COLUMBIA HEIGH		3			3
CVS NJ715POCT WAYNE		3			3
CVS PA1657POCT YORK		2	1	33%	3
Kroger 758 - The Little Clinic Providence		3			3
LAURELLWOOD NURSING CENTER		1	2	67%	3
FAMILY TREE MEDICAL GROUP PA		2	1	33%	3
MALABAR FAMILY PRACTICE		1	2	67%	3
SCRIPPS CLINIC MEDICAL			3	100%	3
MOUNT SINAI AVENTURA DIAGNOSTIC CENTER			3	100%	3
STARMED FAMILY & URGENT CARE			3	100%	3
SURETOX LABORATORY LLC		2	1	33%	3
CVS IN6757POCT COLUMBUS		3			3
FRESENIUS KIDNEY CARE			3	100%	3
BLACK STALLION WALK IN AND EXERCISE CLINICS LLC		1	2	67%	3
CANOPY PEDIATRICS		3			3
HEARTLAND - CHARLESTON OF HANAHAN SC,		3			3
CLARA MAASS TRANSITIONAL CARE UNIT		3			3
NEW YORK STATE DEPARTMENT OF HEALTH		1	2	67%	3
BOLING, STEPHANIE		3			3
TARRANT COUNTY PUBLIC HEALTH		3			3
Georgiana Health and Rehabilitation, LLC		3			3
MEDEXPRESS URGENT CARE NORWIN		3			3
TRUE HEALTH – LAKE UNDERHILL		3			3
MEDEXPRESS URGENT CARE - TOPEKA, SW WANAMAKER RD		3			3
ST. LUKE'S HOSPITAL - BETHLEHEM CAMPUS		1	2	67%	3
CAPTIAL REGIONAL MEDICAL CENTER			3	100%	3
SKR MEDICAL ADVISORS		3			3
Kroger 635 - The Little Clinic Dacula		3			3
SPARROW CENTRAL LAB			3	100%	3
MID-FLORIDA PATHOLOGY LLC - MOBILE UNIT # 3		1	2	67%	3

# COVID-19: testing by laboratory

Data through Mar 24, 2021 verified as of Mar 25, 2021 at 09:25 AM

Data in this report are provisional and subject to change.

The numbers in the table below represent the number of Florida and non-Florida residents for whom test results were received by the Department of Health. A person can be tested by more than one laboratory and can have both positive and negative results. **Therefore, the sum of the numbers in each column will be larger than the total number of people tested.**

Reporting lab	Inconclusive	Negative	Positive	Percent positive	Total
ADVENTHEALTH SEBRING- INFECTION CONTROL DEPARTMENT			3	100%	3
PEDIATRICS BY THE SEA JOG RD OFFICE			3	100%	3
MINUTECLINIC DIAGNOSTIC OF WISCONSIN,		3			3
NORTH CAROLINA DEPT OF HEALTH & HUMAN SRVCS STATE LAB OF PUBLIC HEALTH			3	100%	3
MINUTE CLINIC LLC #1909		3			3
NASSAU COUNTY HEALTH DEPARTMENT-FERNANDINA BEACH C		3			3
UHEALTH JACKSON URGENT CARE - CUTLER BAY		1	2	67%	3
MINUTECLINIC DIAGNOSTIC OF NEW MEXICO LLC #7552		3			3
DEVANSH LAB WERKS		1	2	67%	3
BETTERMED URGENT CARE			3	100%	3
ORCHID COVE DAYTONA			3	100%	3
VIRGINIA DIVISION OF CONSOLIDATED LABORATORIES			3	100%	3
OHIO DEPARTMENT OF HEALTH LABORATORY		2	1	33%	3
COL CROSSROAD		1	2	67%	3
ST. PETERSBURG PEDIATRICS- 38TH AVENUE			3	100%	3
CVS CA9803POCT RIVERSIDE		3			3
CVS GA5622POCT DALLAS		2	1	33%	3
OHIO HEALTH DOCTORS HOSPITAL			3	100%	3
TMH PHYSICIAN PARTNERS BLOUNTSTOWN			3	100%	3
BROOME COUNTY HEALTH DEPARTMENT		2	1	33%	3
SERENADES BY SONATA		1	2	67%	3
CVS IL4778POCT EVANSTON		3			3
PALATKA VA CBOC		3			3
STRINGFELLOW MEMORIAL HOSPITAL		3			3
MEDEXPRESS URGENT CARE - DANVILLE		3			3
MEDICAL CENTER OF THE ROCKIES			3	100%	3
AKRON GENERAL MEDICAL CENTER MAIN		3			3
TIFTON CARECONNECT URGENT CARE			3	100%	3
CVS MA1095POCT AMHERST		3			3
MINUTECLINIC LLC #5176			3	100%	3
WINDSOR AT OCALA		2	1	33%	3
CORTLAND COUNTY HEALTH DEPARTMENT		3			3
TUFTS MEDICAL CENTER			3	100%	3
CORMEUM LAB SERVICES, LLC			3	100%	3
STEAMBOAT EMERGENCY CENTER			3	100%	3
KIDS CARE PEDIATRICS PA			3	100%	3
HEALGEN SCIENTIFIC			3	100%	3
WAL-MART STORES EAST LP		2	1	33%	3
MINUTE CLINIC DIAGNOSTIC OF VIRGINIA, LLC #6292		3			3
LOYOLA UNIVERSITY MEDICAL CENTER LABORATORY			3	100%	3
MEDEXPRESS URGENT CARE GREENSBURG		2	1	33%	3
CAREHERE LLC			3	100%	3
CROWNE HEALTH CARE OF FORT PAYNE		2	1	33%	3
CARENOW-LEBANON		1	2	67%	3
CVS MA2401POCT MARSHFIELD		3			3
ERIE COUNTY PUBLIC HEALTH CLINICAL		3			3
SPRING LAKE REHABILITATION CENTER			3	100%	3



# COVID-19: testing by laboratory

Data through Mar 24, 2021 verified as of Mar 25, 2021 at 09:25 AM

Data in this report are provisional and subject to change.

The numbers in the table below represent the number of Florida and non-Florida residents for whom test results were received by the Department of Health. A person can be tested by more than one laboratory and can have both positive and negative results. **Therefore, the sum of the numbers in each column will be larger than the total number of people tested.**

Reporting lab	Inconclusive	Negative	Positive	Percent positive	Total
JS HEALTHCARE		2	1	33%	3
PEDIATRICS AND ADOLESCENT MEDICINE		2	1	33%	3
FIRST PHYSICIANS GROUP - LORRAINE CORNERS		3			3
SOFTLAB			3	100%	3
Kroger 768 - The Little Clinic Leestown Rd		2	1	33%	3
MEDEXPRESS URGENT CARE, BELLE VERNON		3			3
LIFELINK OF FLORIDA		1	2	67%	3
MURFREESBORO MEDICAL CLINIC		3			3
SSM HEALTH ST LOUIS MICROBIOLOGY LABORATORY		1	2	67%	3
DELAWARE PUBLIC HEALTH LABORATORY		1	2	67%	3
MIDWAY SPECIALTY CARE RX LLC		1	2	67%	3
EXPEDIAN URGENT CARE			3	100%	3
CVS MA447POCT NORTHAMPTON		2	1	33%	3
US SPECIALTY LABS			3	100%	3
CVS KS676POCT LAWRENCE		2	1	33%	3
PROMPT CARE OF CENTRAL FLORIDA LLC			3	100%	3
DOUGLASVILLE NURSING AND REHABILITATIO		3			3
MID FLORIDA CLINICAL LABORATORY		2	1	33%	3
TERRACE OF ST CLOUD, THE		2	1	33%	3
Grandview Health Care Center		3			3
ACCESS HEALTH CARE		2	1	33%	3
FIRST CARE - MIDDLESBORO			3	100%	3
VA OUTPATIENT CLINIC-NEW PORT RICHEY			3	100%	3
Kroger 093 - The Little Clinic Stapleton		2	1	33%	3
BAPTIST PRIMARY CARE FERNANDINA BEACH			3	100%	3
WHITE EARTH IHS MAIN LAB		3			3
FLAGLER FAMILY MEDICINE PA			3	100%	3
CVS MINUTE CLINIC DIAGNOSTIC MED GRP		3			3
LIFE CARE CENTER OF SKAGIT VALLEY		3			3
GYN PATH SERVICES			3	100%	3
HARBOUR'S EDGE		2	1	33%	3
ROANE MEDICAL CENTER		2	1	33%	3
MEDEXPRESS URGENT CARE - NORTH LITTLE		2	1	33%	3
NEW YORK PHYSICIANS LLP		3			3
ST VINCENTS AMBULATORY CARE INC		1	2	67%	3
GROVES CENTER			3	100%	3
AUSTIN PUBLIC HEALTH			3	100%	3
FULGENT GENETICS HOUSTON		3			3
ADVICE FOR OPTIMAL WELLNESS, INC			3	100%	3
Kroger 448 - The Little Clinic Mason		3			3
MEDEXPRESS URGENT CARE, CHAMBERSBURG		2	1	33%	3
GULF COAST IMMEDIATE CARE CENTER		1	2	67%	3
COMMUNICABLE DISEASE CONTROL/PUBLIC HEALTH EMERGENCY PREPAREDNESS			3	100%	3
RAPID CITY RUGENT CARE			3	100%	3
LINCOLN MEDICAL CENTER		3			3
CABELL HUNTINGTON HOSPITAL CLINICAL LAB			3	100%	3
FHPG TAMPA PRIMARY CARE			3	100%	3

# COVID-19: testing by laboratory

Data through Mar 24, 2021 verified as of Mar 25, 2021 at 09:25 AM

Data in this report are provisional and subject to change.

The numbers in the table below represent the number of Florida and non-Florida residents for whom test results were received by the Department of Health. A person can be tested by more than one laboratory and can have both positive and negative results. **Therefore, the sum of the numbers in each column will be larger than the total number of people tested.**

Reporting lab	Inconclusive	Negative	Positive	Percent positive	Total
OPENTRONS PRL		2	1	33%	3
MEDEXPRESS URGENT CARE-CLOQUET		3			3
CVS NC7051POCT WAKE FOREST		3			3
NEMOURS CHILDRENS PRIMARY CARE HORIZON WEST			3	100%	3
VIRTUA MEMORIAL HOSPITAL BURLINGTON COUNTY		1	2	67%	3
COASTAL SKIN SURGERY AND DERMATOLOGY PL		3			3
SOUTH COUNTY MENTAL HEALTH CENTER INC			3	100%	3
CLINICA HISPANIA			3	100%	3
AZALEALAND NURSING HOME		3			3
AMI ST FRANCIS HOSPITAL LABORATORY		2	1	33%	3
CORNERSTONE DRUG AND GIFT INC		3			3
ADVENT HEALTH MEDICAL GROUP FAMILY MEDICINE			3	100%	3
COMMUNITY MEDICAL CENTER			3	100%	3
SMOKY MOUNTAIN URGENT CARE AND FAMILY MEDICINE CENTER			3	100%	3
MINUTECLINIC #788		3			3
YATES COUNTY PUBLIC HEALTH		3			3
BAPTIST PRIMARY CARE, INC.		2	1	33%	3
GREENTREE MEDICAL CENTER			3	100%	3
ONslow MEMORIAL HOSPITAL LABORATORY		3			3
SCHIFF CENTER FOR LIVER DISEASES		1	2	67%	3
GENDERXPRESS/PICTURE ME PERFECT IMAGING			3	100%	3
MEDICAL CENTER OF CENTRAL GEORGIA			3	100%	3
MINUTECLIINIC DIAGNOSTIC OF NORTH CARO		3			3
FOUR WINDS BEHAVIORAL HEALTH		3			3
SKIPPACK MEDICAL LAB			3	100%	3
Sears Coastal Nursing and Rehab		3			3
Bainbridge Health and Rehab		3			3
ORLANDO AIRPORT DIALYSIS		3			3
CVS IL2798POCT CHICAGO		1	2	67%	3
CVS AZ5026POCT MESA		3			3
NEBRASKA DEPARTMENT OF HEALTH AND HUMAN SERVICES			3	100%	3
Kennedy University Hospital -Wash Twp L		3			3
WYOMING DEPT OF HEALTH			3	100%	3
LB Broen Home		3			3
ANN STORCK CENTER INC		3			3
Medilodge of Montrose		3			3
TAMPA		1	2	67%	3
FLORIDA GASTROENTEROLOGY ASSOCIATES PA		3			3
DOCTORS HOSPITAL RENAISSANCE			3	100%	3
WELLSTAR KENNESTONE HOSPITAL			3	100%	3
CVS AZ1720POCT QUEEN CREEK		3			3
Kroger 387 - The Little Clinic Hubbards Lane		3			3
CUMBERLAND MEDICAL CENTER INC		3			3
SENTARA NORFOLK GENERAL HOSPITAL CENTRAL LAB			3	100%	3
NORTH NAPLES HOSPITAL RESPIRATORY THERAPY DEPARTMENT			3	100%	3
COMMUNITY HEALTH CENTERS INC			3	100%	3
YORK HOSPITAL - LABORATORY			3	100%	3

# COVID-19: testing by laboratory

Data through Mar 24, 2021 verified as of Mar 25, 2021 at 09:25 AM

Data in this report are provisional and subject to change.

The numbers in the table below represent the number of Florida and non-Florida residents for whom test results were received by the Department of Health. A person can be tested by more than one laboratory and can have both positive and negative results. **Therefore, the sum of the numbers in each column will be larger than the total number of people tested.**

Reporting lab	Inconclusive	Negative	Positive	Percent positive	Total
EVERGREEN WOODS HEALTH & REHAB CENTER		2	1	33%	3
SANFORD MOBILE LAB			3	100%	3
320 S TRANSIT ST		3			3
NATURE COAST PRIMARY CARE LAB LLC			3	100%	3
ALOHA HOME CARE LLC DBA ACCENTCARE HOME HEALTH OF		3			3
COVENANT PEDIATRICS		1	2	67%	3
APEX CLINICAL LABORATORIES INC		3			3
PANCARE HEALTH - FRANKLIN CO			3	100%	3
CERTIVIA LABORATORIES			3	100%	3
URGENT CARE OF THE SMOKIES			3	100%	3
NYC PUBLIC HEALTH LABS			3	100%	3
CCRX OF NORTH CAROLINA, LLC		2	1	33%	3
WHOLE CHILD PEDIATRICS			3	100%	3
Chestnut Park Rehabilitation and Nursing Center		3			3
Englewood Health and Rehab			3	100%	3
ELITE PRIMARY CARE OF WAYCROSS			3	100%	3
CTRS			3	100%	3
AEGIS MEDICAL GROUP, LLC		3			3
BLACKWATER RIVER			3	100%	3
CVS TX8322POCT AUSTIN		3			3
COVID PROCESSING SITE			3	100%	3
CVS PA2688POCT COLLEGEVILLE		3			3
BARONESS ERLANGER HOSPITAL		3			3
SAVANNAH COVE		3			3
Gracemore Nursing and Rehab		3			3
CVS MINUTE CLINIC DIAGNOSTIC MED GRP OF CAL		3			3
Lakeview Village		3			3
GARCIA MORALES NELSON			3	100%	3
HELIX URGENT CARE			3	100%	3
SOMA MEDICAL CENTER PA #3 PALOMINO			3	100%	3
ESTERO FIRE RESCUE		3			3
NORTHEAST FLORIDA INTERNAL MEDICINE PA		3			3
AVANTE INVERNESS		1	2	67%	3
ORLANDO REGIONAL HEALTH SERVICES		1	2	67%	3
MEDEXPRESS URGENT CARE - LITTLE ROCK		2	1	33%	3
Village on the Green			3	100%	3
Magnolia Health and Rehab Center			3	100%	3
PREMIER CLINICAL RESEARCH INSTITUTE INC			3	100%	3
LPG PEDIATRICS AT LEHIGH ACRES		2	1	33%	3
MERCY HOSPITAL			3	100%	3
CGH MEDICAL CENTER			3	100%	3
NHC HealthCare, Cookeville		3			3
CVS GA2279POCT SUWANEE		3			3
AFFORDABLE PRIMARY CARE LLC		3			3
GO PATH LABORATORIES			3	100%	3
DOCTORS OFFICE OF NEW JERSEY		3			3
CVS MO8555POCT KANSAS CITY		3			3

# COVID-19: testing by laboratory

Data through Mar 24, 2021 verified as of Mar 25, 2021 at 09:25 AM

Data in this report are provisional and subject to change.

The numbers in the table below represent the number of Florida and non-Florida residents for whom test results were received by the Department of Health. A person can be tested by more than one laboratory and can have both positive and negative results. **Therefore, the sum of the numbers in each column will be larger than the total number of people tested.**

Reporting lab	Inconclusive	Negative	Positive	Percent positive	Total
LEESBURG COMMUNITY HEALTH CENTERS			3	100%	3
Good Samaritan Society - Fairfield Glade		3			3
RICHMOND CITY DEPARTMENT OF PUBLIC HEALTH			3	100%	3
MEDEXPRESS URGENT CARE- ALLISON PARK		1	2	67%	3
NOVANT HEALTH PRESBYTERIAN		2	1	33%	3
CVS NC2749POCT CONCORD		3			3
Kroger 627 - The Little Clinic Castleberry		2	1	33%	3
NORTH DAKOTA DEPT OF HEALTH MICROBIOLOGY		1	2	67%	3
DEPARTMENT OF HEALTH AND ENVIRONMENTAL CONTROL			3	100%	3
UNITY HEALTH AND REHABILITATION CENTER			3	100%	3
CLINICAL CARE ASSOCIATES, INC			3	100%	3
GREATER MOBILE URGENT CARE – SPRINGHILL			3	100%	3
ADVANCED HEART CARE OF SOUTH FLORIDA		3			3
SARASOTA PERSONAL MEDICINE		2	1	33%	3
CROSSVILLE MEDICAL GROUP		1	2	67%	3
PREMIER FAMILY AND SPORTS MEDICINE		2	1	33%	3
HOUSTON METHODIST HOSPITAL			3	100%	3
NYU WINTHROP LABORATORY		3			3
Lebanon VAMC		2	1	33%	3
Kroger 592 - The Little Clinic Alexander Plaza		2	1	33%	3
Cleveland Clinic Weston			3	100%	3
SIGNATURE CARE PFLUGERVILLE			3	100%	3
CVS PA7611POCT ALLISON PARK		3			3
KISSIMMEE URGENT CARE		3			3
PHYSICIANS CARE INC		1	2	67%	3
QUALITY LABORATORY SERVICE		2	1	33%	3
CELEBRATION PRIMARY CARE ASSOCIATES LLC		3			3
EASTERN NEW MEXICO MEDICAL CENTER		3			3
HEALTHQUEST, INC		2	1	33%	3
CVS GA5637POCT VILLA RICA		3			3
MOBIL LAB FOR ALL INC		3			3
PROHEALTH PRIMARY CARE - GLEN OAKS		3			3
VA PRIMARY CARE ANNEX			3	100%	3
BNC Medical Investors, LLC Berrien Nursing & Rehabilitation Center		3			3
Fort Gaines Health and Rehab		3			3
CARESPOT-WELLINGTON			3	100%	3
FAMILY FIRST PEDIATRICS			3	100%	3
UNIVERSITY OF KANSAS MEDICAL CENTER			3	100%	3
MAYO		1	2	67%	3
THE OASIS BEACHSIDE		3			3
CVS SC5471POCT LEXINGTON		2	1	33%	3
CARENOW-ATASCOCITA			3	100%	3
ALABAMA DEPT PUBLIC HEALTH			3	100%	3
ADVENT HEALTH - CENTRAL PASCO ER			3	100%	3
PARRISH MEDICAL CENTER-WAIVED TESTING		3			3
ADVENTHEALTH IMAGING LAKE NONA		1	2	67%	3
MINUTECLINIC, LLC (CLINIC 10928)		3			3

# COVID-19: testing by laboratory

Data through Mar 24, 2021 verified as of Mar 25, 2021 at 09:25 AM

Data in this report are provisional and subject to change.

The numbers in the table below represent the number of Florida and non-Florida residents for whom test results were received by the Department of Health. A person can be tested by more than one laboratory and can have both positive and negative results. **Therefore, the sum of the numbers in each column will be larger than the total number of people tested.**

Reporting lab	Inconclusive	Negative	Positive	Percent positive	Total
BOSTON MEDICAL CENTER			3	100%	3
MT CARMEL PHARMACY INC		3			3
NORTH SHORE HOSP. INFECTION CONTROL			3	100%	3
BAPTIST HEALTH SURGERY CENTER AT NORTHPOINT			3	100%	3
LIVINGSTON COUNTY DEPT OF HEALTH REPRO			3	100%	3
ST LUCIE COUNTY HEALTH DEPARTMENT		2	1	33%	3
CVS TX2876POCT PROSPER		3			3
LOCH HAVEN PEDIATRICS			3	100%	3
MINUTECLINIC DIAGNOSTIC OF TEXAS, LLC #7435		2	1	33%	3
NEMOURS CHILDRENS PRIMARY CARE MAITLAND			3	100%	3
24TH WEAPONS OF MASS DESTRUCTION - CIVIL SUPPORT		3			3
MINUTECLINIC, LLC #05891		2	1	33%	3
KAILOS GENETICS INC		1	2	67%	3
MEDEXPRESS URGENT CARE - BECKLEY		1	2	67%	3
Broadview Multi-Care Center		3			3
CVS IN8669POCT INDIANAPOLIS		3			3
BROOKDALE LAKE MARY			3	100%	3
JOHN KNOX MANOR INC II		2	1	33%	3
MEDEXPRESS URGENT CARE - ANDERSON		3			3
HIALEAH SHORES NURSING AND		2	1	33%	3
Kroger 522 - The Little Clinic Gahanna		2	1	33%	3
MIDDLETON PEDIATRICS			3	100%	3
CVS IN6605POCT INDIANAPOLIS		2	1	33%	3
AFC URGENT CARE/FARRAGUT			3	100%	3
ASPEN VALLEY HOSPITAL			3	100%	3
HEPATOLOGY DIAGNOSTIC LAB			3	100%	3
Rosedale Green		3			3
MARYLAND STATE DEPT OF HEALTH	2		1	33%	3
PROPATH			3	100%	3
MEDEXPRESS URGENT CARE - JEANNETTE		3			3
EXETER HOSPITAL		3			3
LAHEY CLINIC MEDICAL CENTER			3	100%	3
CVS MO5727POCT PLATTE CITY		3			3
UNIVERSITY HEALTH SERVICES RIVER CAMPUS		2	1	33%	3
MINUTECLINIC LLC # 3401		3			3
SCIENTIFIC LABORATORY DIVISION			3	100%	3
MEDIC INFUSION PA		3			3
CVS IL8753POCT CHICAGO		3			3
TAMPA INTERNATIONAL AIRPORT			3	100%	3
JUPITER INTERNAL MEDICINE AND ASSOCIATES			3	100%	3
MEDEXPRESS URGENT CARE-ARLINGTON		2	1	33%	3
STARLING AT SAN JOSE			3	100%	3
MEDEXPRESS URGENT CARE, HERMITAGE		1	2	67%	3
THE PATHOLOGY LABORATORY		1	2	67%	3
BOONES CREEK URGENT CARE		1	2	67%	3
MINUTE-CLINIC DIAGNOSTIC OF VIRGINIA, LLC #3949		3			3
CLEARWATER		2	1	33%	3



# COVID-19: testing by laboratory

Data through Mar 24, 2021 verified as of Mar 25, 2021 at 09:25 AM

Data in this report are provisional and subject to change.

The numbers in the table below represent the number of Florida and non-Florida residents for whom test results were received by the Department of Health. A person can be tested by more than one laboratory and can have both positive and negative results. **Therefore, the sum of the numbers in each column will be larger than the total number of people tested.**

Reporting lab	Inconclusive	Negative	Positive	Percent positive	Total
MINUTECLINIC, LLC #05814		3			3
FLORIDA LABORATORY ANALYSIS, LLC			3	100%	3
OLEAN GENERAL HOSPITAL		3			3
CARECENTER PHARMACY, LLC		3			3
LEVY COUNTY DEPT. OF PUBLIC SAFETY		1	2	67%	3
NC STATE LABORATORY OF PUBLIC HEALTH		3			3
MEDEXPRESS URGENT CARE-CHIPPEWA		2	1	33%	3
MANATEE URGENT CARE LLC			3	100%	3
CVS OH2486POCT NILES		1	2	67%	3
Waycross Health and Rehabilitation		2			2
UW HOSPITAL AND CLINICS		1	1	50%	2
ROCKWALL URGENT CARE			2	100%	2
GREEN POINT RX INC DBA ALTRU CHEMISTS		2			2
UT PATH			2	100%	2
CARTER BLOOD CARE			2	100%	2
Luther Acres Manor		2			2
EXPRESS PHARMACY INC		1	1	50%	2
RABI SINHA, MD		2			2
CVS AZ7263POCT PHOENIX		2			2
THE FOUNTAIN AT BOCA CIEGA BAY		2			2
MAGNOLIA ADULT, LLC			2	100%	2
GOUVERNEUR HOSPITAL LABORATORY		2			2
THE DOCTOR'S OFFICE OF WEST CALDWELL		2			2
WEST HOUSTON MEDICAL CENTER			2	100%	2
Lake Charles Healthcare LLC dba Landmark Lake Charles			2	100%	2
Eugene J. Towbin Healthcare Center		2			2
UNIVERSITY OF MISSOURI HEALTH CARE			2	100%	2
AUGUSTA HEALTH SKILLED CARE			2	100%	2
BROOKDALE ALTAMONTE SPRINGS			2	100%	2
VISTACARE PHARMACY I		2			2
INTERMOUNTAIN MEDICAL CENTER			2	100%	2
MY PHARMACY			2	100%	2
ROYAL CARE MEDICAL CENTER			2	100%	2
MEDEXPRESS URGENT CARE - LINCOLN VILLA		2			2
COUNTRY COTTAGE		2			2
WILSON MEMORIAL HOSPITAL			2	100%	2
CVS NJ2508POCT MANALAPAN		2			2
PALMETTO FAMILY HEALTH CENTER			2	100%	2
441 URGENT CARE-MULBERRY			2	100%	2
TEXAS REGIONAL ASTHMA & ALLERGY CENTER			2	100%	2
MEDEXPRESS URGENT CARE - WEXFORD		2			2
CENTRAL ARKANSAS VETERANS HEALTHCARE SYSTEM - VETERANS AFFAIRS			2	100%	2
CARE ATC SUN HYDRAULICS TALLAVAST			2	100%	2
MAIN STREET MEDICAL CENTERS		2			2
FLORIDA DEPARTMENT OF HEALTH IN LEE COUNTY		1	1	50%	2
MINUTECLINIC DIAGNOSTIC OF PA LLC		2			2
MEDICAL CENTER LABORATORY			2	100%	2

# COVID-19: testing by laboratory

Data through Mar 24, 2021 verified as of Mar 25, 2021 at 09:25 AM

Data in this report are provisional and subject to change.

The numbers in the table below represent the number of Florida and non-Florida residents for whom test results were received by the Department of Health. A person can be tested by more than one laboratory and can have both positive and negative results. **Therefore, the sum of the numbers in each column will be larger than the total number of people tested.**

Reporting lab	Inconclusive	Negative	Positive	Percent positive	Total
JEFFERSON WASHINGTON TOWNSHIP HOSPITAL		2			2
FLORIDA DEPARTMENT OF HEALTH PINELLAS COUNTY- PANCARE HEALTH - SNEADS ELEMENTARY			2	100%	2
MELBOURNE URGENT CARE			2	100%	2
SWEDISH COVENANT HOSPITAL			2	100%	2
LACORP		1	1	50%	2
BAPTIST HOSPITAL INTERNAL MEDICINE GULF BREEZE			2	100%	2
ADVENT HEALTH CENTRAL TEXAS		1	1	50%	2
PUBLIX PHARMACY #1092		2			2
ADVENTIST HINSDALE HOSPITAL LABORATORY			2	100%	2
Providence of Sparta Health and Rehabilitation		2			2
RDX BIOSCIENCE INC			2	100%	2
ADVENTHEALTH IMAGING PARTIN SETTLEMENT			2	100%	2
DOCTORS MEDICAL CTR OF WALTON COUNTY			2	100%	2
TWIN LAKES REHAB & HEALTHCARE		2			2
MEDEXPRESS URGENT CARE - CHERRY HILL		2			2
NEIGHBORCARE PHARMACY SERVICES		2			2
THE WINDSOR ORTEGA		2			2
Walgreens #19019		2			2
SUNNYSIDE MANOR		2			2
CVS SC7567POCT BOILING SPRINGS		1	1	50%	2
VETERANS AFFAIRS MEDICAL CENTER - GREATER LOS ANGELES			2	100%	2
DOWN HOME MEDICAL			2	100%	2
GALEN BAYLOR EXTENSION		2			2
CALIFORNIA DIVISION OF COMMUNICABLE DISEASE CONTROL			2	100%	2
CVS IL2297144CV CHICAGO		2			2
PARKLAND HEALTH & HOSPITAL			2	100%	2
AUSTIN REGIONAL CLINIC MICROBIOLOGY LAB			2	100%	2
PRONTO URGENT CARE			2	100%	2
NLC LABS			2	100%	2
107TH PLACE GROUP HOME		2			2
DNA DIAGNOSTICS CENTER		2			2
NORTHWEST MEDICAL CENTER LABORATORY		2			2
RIVERVIEW MEDICAL CLINIC		2			2
SARASOTA MEMORIAL MEDICAL URGENT CARE CENTER			2	100%	2
MD NOW URGENT CARE MEDICAL CENTERS INC			2	100%	2
SOUTHEAST GEORGIA HEALTH SYSTEM			2	100%	2
BAYMEADOWS PRIMARY CARE		2			2
TWELVE OAKS RECOVERY CENTER			2	100%	2
CORNERSTONE MEDICAL CARE OF BRANDON		2			2
RAINY LAKE MEDICAL CENTER			2	100%	2
MISSION HOSPITAL REGIONAL MEDICAL CENTER			2	100%	2
TENNESSEE DEPARTMENT OF HEALTH (TDH) - REGIONAL LABORATORY			2	100%	2
CONWAY MEDICAL CENTER			2	100%	2
ASPIRUS RIVERVIEW HOSPITAL & CLINICS INC		1	1	50%	2
RAPID MEDLAB (004MO)		2			2
GASTROENTEROLOGY ASSOCIATES			2	100%	2

# COVID-19: testing by laboratory

Data through Mar 24, 2021 verified as of Mar 25, 2021 at 09:25 AM

Data in this report are provisional and subject to change.

The numbers in the table below represent the number of Florida and non-Florida residents for whom test results were received by the Department of Health. A person can be tested by more than one laboratory and can have both positive and negative results. **Therefore, the sum of the numbers in each column will be larger than the total number of people tested.**

Reporting lab	Inconclusive	Negative	Positive	Percent positive	Total
Medilodge of Monroe		2			2
DMC UNIVERSITY LABORATORIES		1	1	50%	2
Walgreens #12427		1	1	50%	2
NATHAN LITTAUER HOSPITAL LAB		2			2
MAGNOLIA MANOR OF COLUMBUS		2			2
PALM COAST DIALYSIS		2			2
CVS MA920POCT CLINTON		2			2
ROPER HOSPITAL			2	100%	2
VAULT MEDICAL SERVICES		1	1	50%	2
SACRED HEART HOSPITAL ON THE EMERALD			2	100%	2
UNIVERSITY OF MARYLAND MEDICAL CENTER			2	100%	2
Jacob's Creek Nursing and Rehabilitation Center		2			2
NORTH MCALLEN PEDIATRIC CENTER			2	100%	2
UVA HEALTH SYSTEM MEDICAL LABORATORIES			2	100%	2
CVS AZ5477POCT SURPRISE		2			2
CONCENTRA - ORLANDO SOUTH II		2			2
CVS MINUTE CLINIC #5836		2			2
SOUTHEASTERN INSTITUTE OF RESTORATIVE MEDICINE		1	1	50%	2
MEDERI CARETENDERS		1	1	50%	2
EASTERN NEW MEXICO UNIVERSITY STUDENT		2			2
Great Lakes Health Center			2	100%	2
Holiday Retirement Home			2	100%	2
HEALTH FIRST MEDICAL GROUP			2	100%	2
RHODE ISLAND DEPARTMENT OF HEALTH LABORATORIES			2	100%	2
VA Greater LA HCS-Santa Maria OPC			2	100%	2
CHI MEMORIAL PRIMARY CARE ASSOCIATES-A		2			2
UNITED MEMORIAL MEDICAL CENTER			2	100%	2
CDK LIBERTY ENTERPRISES, LLC		2			2
OAKBRIDGE TERRACE AT SAE			2	100%	2
WEST COAST PEDIATRICS			2	100%	2
KEATING SPORTS CENTER		2			2
DEER'S HEAD CENTER		2			2
BAYCARE OUTREACH LAB WH SOUTH			2	100%	2
MEASE MANOR MEMORY CARE		2			2
WillowBrooke Court at Southampton Estates		2			2
MD NOW URGENT CARE CENTER INC.			2	100%	2
ONE MEDICAL GROUP		1	1	50%	2
JULIE STAATS DO		2			2
ASCENSION ST VINCENT'S RIVERSIDE			2	100%	2
MINUTECLINIC DIAGNOSTIC, PA #10252		2			2
DAYTON CHILDRENS HOSPITAL LAB			2	100%	2
MASSENA HOSPITAL LABORATORY		2			2
Edinboro Manor		2			2
MEDEXPRESS URGENT CARE-WILKINS TOWNSHIP, WILLIAM PENN HIGHWAY		2			2
PARKRIDGE MEDICAL CENTER			2	100%	2
EXPRESSCARE URGENT CARE CENTER			2	100%	2
ESCANDON DIAGNOSTIC CLINIC			2	100%	2

# COVID-19: testing by laboratory

Data through Mar 24, 2021 verified as of Mar 25, 2021 at 09:25 AM

Data in this report are provisional and subject to change.

The numbers in the table below represent the number of Florida and non-Florida residents for whom test results were received by the Department of Health. A person can be tested by more than one laboratory and can have both positive and negative results. **Therefore, the sum of the numbers in each column will be larger than the total number of people tested.**

Reporting lab	Inconclusive	Negative	Positive	Percent positive	Total
Camellia Gardens		2			2
RAPID MD			2	100%	2
TULANE MEDICAL CENTER			2	100%	2
The Suites at Western Home Communities		2			2
SHELL POINT HOME HEALTH			2	100%	2
VA SALT LAKE CITY HCS		2			2
EXCEL URGENT CARE OF PARAMUS LLC		2			2
ADVANCE FAMILY PRACTICE LLC□			2	100%	2
FLORIDA PRIMARY CARE CENTER PA		2			2
KIVA AT MOUNT DORA			2	100%	2
New York Harbor Harbor HCS - Brooklyn Campus		2			2
BUFFALO CROSSINGS HEALTHCARE AND REHABILITATION CENTER			2	100%	2
HPH HOME CARE		1	1	50%	2
THE HOSPITAL OF PROVIDENCE EMERGENCY ROOM			2	100%	2
ADVANCED MEDICAL OF FLORIDA			2	100%	2
CVS MA969POCT PALMER		2			2
SANTA ROSA COUNTY HEALTH DEPARTMENT			2	100%	2
GRANDVIEW COLLEGE STUDENT HEALTH CENTE		2			2
First Care Living Center/Essentia Health			2	100%	2
MIAMI DADE MEDICAL RESEARCH INSTITUTE			2	100%	2
Cortland Acres Association		2			2
HAILE MEDICAL GROUP PA		2			2
NEMOURS CHILDREN'S PRIMARY CARE OF VERO BEACH			2	100%	2
WALKONCLINIC			2	100%	2
ONTARIO COUNTY PUBLIC HEALTH		2			2
VA CBOC			2	100%	2
NAVAL MEDICAL CENTER			2	100%	2
PHYSICIANS MEDICAL CENTER		2			2
MIDDLE TENN MENTAL HEALTH INSTITUTE		2			2
WALGREENS #04311		2			2
DELAWARE DIAGNOSTICS LABS			2	100%	2
ATHENA CARE RESOURCES LLC		2			2
IN & OUT URGENT CARE METAIRIE			2	100%	2
INA		1	1	50%	2
TRINITAS REGIONAL MEDICAL CENTER		1	1	50%	2
Kings County Hospital Center			2	100%	2
PHYSICIANS LABORATORY SERVICES			2	100%	2
GRACE HEALTHCARE OF LAKE WALES		1	1	50%	2
PEDIATRIC HEALTH CARE		1	1	50%	2
BFT LAB			2	100%	2
UNIVERSITY OF MIAMI SCCC RESEARCH LABORATORY			2	100%	2
MATHER HOSPITAL			2	100%	2
FALCON HEALTH CENTER			2	100%	2
Kroger 441 - The Little Clinic Middletown		2			2
OELWEIN HEALTH CARE CENTER		2			2
TRICORE REFERENCE LABORATORY		1	1	50%	2
AYASS BIOSCIENCE LLC			2	100%	2

# COVID-19: testing by laboratory

Data through Mar 24, 2021 verified as of Mar 25, 2021 at 09:25 AM

Data in this report are provisional and subject to change.

The numbers in the table below represent the number of Florida and non-Florida residents for whom test results were received by the Department of Health. A person can be tested by more than one laboratory and can have both positive and negative results. **Therefore, the sum of the numbers in each column will be larger than the total number of people tested.**

Reporting lab	Inconclusive	Negative	Positive	Percent positive	Total
UMHC HOLLYWOOD LABORATORY			2	100%	2
DALLAS BAPTIST UNIVERSITY - HEALTH SERVICES			2	100%	2
PUBLIC HEALTH LABORATORY	1		1	50%	2
Kroger 596 - The Little Clinic Brentwood		2			2
STANFORD HEALTH CARE ANATOMIC PATHOLOGY & CLINICAL LAB			2	100%	2
METHODIST MANSFIELD MEDICAL CENTER			2	100%	2
ARCPPOINT LABS OF ALTAMONTE SPRINGS			2	100%	2
BERNHARDT LABORATORIES INC			2	100%	2
MEDEXPRESS - WILMINGTON KIRKWOOD HIGHWAY		2			2
RIGHT AT HOME			2	100%	2
WALGREENS #3811			2	100%	2
FLORIDA MEDICAL CLINIC CARDIOLOGY-ZH			2	100%	2
MOBILE COUNTY HEALTH DEPARTMENT		1	1	50%	2
CVS MA1945POCT HANOVER		2			2
MINUTECLINIC DIAGNOSTIC PA #7110		2			2
FLORIDA MEDICAL CENTER OF CLEARWATER		2			2
MEDEXPRESS URGENT CARE - CONWAY		2			2
MEMORIAL HOSPITAL OF TAMPA			2	100%	2
SMITH NORTHVIEW HOSPITAL LAB			2	100%	2
PHOEBE BERKS HEALTH CARE CENTER		2			2
BRENTWOOD AT FORE RANCH			2	100%	2
Life Care Center of Elyria		2			2
OCALA REGIONAL KIDNEY CENTER-WEST			2	100%	2
MINERS COLFAX MEDICAL CENTER		2			2
CVS IL8750POCT CHICAGO		1	1	50%	2
SANFORD REGIONAL HOSPITAL WORTHINGTON		2			2
87TH MEDICAL GROUP - MCGUIRE AMBULATORY CARE FACILITY		2			2
METROHEALTH SYSTEM			2	100%	2
BIONIC TECHNOLOGIES CORPORATION			2	100%	2
NORTHSIDE FAMILY MEDICINE AND URGENT CARE (EAST COBB)		2			2
DELRAY BEACH HEALTH DEPT LAB			2	100%	2
US LABS		2			2
INTERNAL MEDICINE SPECIALISTS MEDICAL GROUP, PA		2			2
Colonial Manor Nursing and Rehabilitation Center		2			2
HOME CARE PHARMACY OF PALM COAST INC		2			2
SIGNATURE CARE LEWISVILLE-EMERGENCY CENTER		1	1	50%	2
GULF COAST REGIONAL MEDICAL CARE		2			2
HOCHBERG LOWER SCHOOL		2			2
ATVIVO LLC		2			2
CPL LABS			2	100%	2
MINUTECLINIC DIAGNOSTIC MEDICAL		2			2
A+ URGENT/PRIMARY CARE			2	100%	2
VISITING PHYSICIANS OF THE TREASURE COAST LLC			2	100%	2
CLEVELAND CLINIC FLORIDA LABORATORY			2	100%	2
BAYCARE OUTREACH LAB			2	100%	2
ADVENTHEALTH MEDICAL GROUP FAMILY AND INTERNAL		1	1	50%	2
AMICUS MEDICAL CENTER LLC			2	100%	2



# COVID-19: testing by laboratory

Data through Mar 24, 2021 verified as of Mar 25, 2021 at 09:25 AM

Data in this report are provisional and subject to change.

The numbers in the table below represent the number of Florida and non-Florida residents for whom test results were received by the Department of Health. A person can be tested by more than one laboratory and can have both positive and negative results. **Therefore, the sum of the numbers in each column will be larger than the total number of people tested.**

Reporting lab	Inconclusive	Negative	Positive	Percent positive	Total
MEDEXPRESS URGENT CARE - SOUTH CHARLESTON		2			2
CRISP REGIONAL HOSPITAL		2			2
Imboden Creek Living Center		2			2
FLORIDA COMMUNITY HEALTH CENTERS, INC.			2	100%	2
HOUSTON HEALTH DEPARTMENT - BUREAU OF LABORATORY SERVICES			2	100%	2
CROSSTOWN PHARMACY		2			2
PHYSICIANS PREMIER			2	100%	2
SIMMONS			2	100%	2
CARINGPLUS HOMECARE LLC		1	1	50%	2
DEBORAH HEART AND LUNG CENTER		2			2
SENDER RETREAT ADULT DAY CARE CENTERS			2	100%	2
ALBUQUERQUE - AMG SPECIALTY HOSPITAL		2			2
CVS PA7132POCT THORNDALE		2			2
KEY WEST HMA PHYSICIAN MANAGEMENT, LLC			2	100%	2
Tuscola County Medical Care Community		2			2
YOUTH AND YOU, INC		2			2
Kroger 426 - The Little Clinic Suwanee		2			2
TENNESSEE VALLEY HCS			2	100%	2
AZALEA HEALTH AND REHABILITATION		2			2
DURAND SENIOR CARE & REHAB CENTER		2			2
CRUC CMCH-COVID-19		2			2
Kroger 020 - The Little Clinic Wheat Ridge		2			2
TRUE HEALTH INC			2	100%	2
SOUTHERN TENNESSEE MEDICAL CENTER			2	100%	2
JUPITER PEDIATRIC ASSOCIATES, PA		1	1	50%	2
FLORIDA CLINICAL LABORATORY INC			2	100%	2
CVS IN6572POCT INDIANAPOLIS		2			2
Beecher Manor Nursing and Rehabilitation Center		2			2
SUNBRIDGE CARE & REHAB FOR DECATUR		2			2
Kroger 130 - The Little Clinic Colorado Springs		2			2
COX HEALTH SOUTH LAB		1	1	50%	2
ST. MARY'S MEDICAL CENTER EVANSVILLE, INC			2	100%	2
SPRINGS MEDICAL LAB		1	1	50%	2
Cooperstown Center for Nursing and Rehabillitation		2			2
CVS TX7156POCT RICHARDSON		2			2
Bedford Care Center of Hattiesburg		2			2
ALL PEDIATRIC CARE PA			2	100%	2
Kroger 739 - The Little Clinic La Grange Road		2			2
OAKMONT OF UNION SC, LLC		2			2
Kroger 400 - The Little Clinic Hartley Bridge Rd		1	1	50%	2
COOPER CLINIC			2	100%	2
NATIONWIDE LABORATORY SERVICES		1	1	50%	2
HEALTH GROUP CENTER INC			2	100%	2
PREVENTIVE HEALTH PARTNERS I L S C		2			2
FEDERAL CORRECTIONAL INSTITUTION MARIANNA			2	100%	2
BAYLOR SCOTT & WHITE COMPREHENSIVE WOUND			2	100%	2
AHC PARIS		2			2

# COVID-19: testing by laboratory

Data through Mar 24, 2021 verified as of Mar 25, 2021 at 09:25 AM

Data in this report are provisional and subject to change.

The numbers in the table below represent the number of Florida and non-Florida residents for whom test results were received by the Department of Health. A person can be tested by more than one laboratory and can have both positive and negative results. **Therefore, the sum of the numbers in each column will be larger than the total number of people tested.**

Reporting lab	Inconclusive	Negative	Positive	Percent positive	Total
SHELBYVILLE HOSPITAL COMPANY		2			2
DEKALB MEDICAL CENTER LABORATORY			2	100%	2
JORDAN VALLEY MEDICAL CENTER			2	100%	2
JMC TALLAHASSEE, LLC			2	100%	2
Kroger 519 - The Little Clinic Georgesville Square		2			2
AHC Forest cove		2			2
BAPTIST HOSPITAL OF MIAMI MCI BROWARD LABORATORY			2	100%	2
CVS AZ9290POCT PHOENIX		2			2
CHILDREN'S MEDICAL CENTER-EAST ORLANDO			2	100%	2
FALLSBURG CHAI		2			2
ANDERSON COUNTY HOSPITAL			2	100%	2
SOUTH DAKOTA DEPARTMENT OF HEALTH		2			2
BOSTON PUBLIC HEALTH COMMISSION			2	100%	2
GOLISANO PEDIATRICS PORT CHARLOTTE HARBOR		2			2
Delaware Court Healthcare Center		2			2
FLORIDA DEPARTMENT OF HEALTH (FDOH)			2	100%	2
WEAKLEY COUNTY REHAB AND NURSING CENTER		2			2
MEDEXPRESS URGENT CARE - LAWRENCE		2			2
MARLBORO URGENT CARE		2			2
Jackson Health Care Facility			2	100%	2
RAPID URGENT CARE - ALBANY			2	100%	2
MARCO ISLAND MEDICAL CENTER			2	100%	2
MINUTECLINIC DIAGNOSTIC OF KANSAS, PC		2			2
SENECA HEALTH CARE CENTER		2			2
Durham VAMC		2			2
CVS MO5724POCT KANSAS CITY		2			2
MASSACHUSETTS DEPARTMENT OF HEALTH			2	100%	2
SHERIDAN AT HOBE SOUND, THE			2	100%	2
Hiawatha Care Center		2			2
WISCONSIN STATE LABORATORY OF HYGIENE		1	1	50%	2
TMH REHABILITATION CENTER		2			2
ACN PHYSICIANS GROUP CORP			2	100%	2
OSF SAINT FRANCIS MEDICAL CENTER			2	100%	2
NORTH MANATEE HEALTH CARE CENTER			2	100%	2
BAYLOR COLLEGE OF MEDICINE			2	100%	2
MEMORIAL HOSPITAL WEST			2	100%	2
SARASOTA IMMEDIATE CARE			2	100%	2
DESERT HOSPITAL/CPHU CLINICAL LABORATORY			2	100%	2
PRECISION CLINICAL RESEARCH			2	100%	2
JOJAN PHARMA INC		2			2
Kroger 686 - The Little Clinic Farragut		2			2
VITAL CARE CLINIC, LLC			2	100%	2
LEHIGH MEDICAL AND RESEARCH CENTER, INC			2	100%	2
MID-FLORIDA HEMATOLOGY AND ONCOLOGY CENTERS		2			2
FLAGLER PROFESSIONAL HEALTH CAE SERVICES INC		2			2
FKC AMELIA ISLAND DIALYSIS			2	100%	2
SOMA MEDICAL CENTER PA #3 GREENACRES			2	100%	2

# COVID-19: testing by laboratory

Data through Mar 24, 2021 verified as of Mar 25, 2021 at 09:25 AM

Data in this report are provisional and subject to change.

The numbers in the table below represent the number of Florida and non-Florida residents for whom test results were received by the Department of Health. A person can be tested by more than one laboratory and can have both positive and negative results. **Therefore, the sum of the numbers in each column will be larger than the total number of people tested.**

Reporting lab	Inconclusive	Negative	Positive	Percent positive	Total
PruittHealth Lakehaven		2			2
LAKEVIEW HEALTH CARE SYSTEM LLC			2	100%	2
HARRINGTON PARK HEALTH AND REHAB		2			2
Kroger 619 - The Little Clinic Hendersonville Indian Lake		2			2
MEDEXPRESS URGEN CARE - EAST BRUNSWICK		2			2
VIRGINIA DEPT OF HEALTH OFFICE OF EPIDEMIOLOGY			2	100%	2
ST JOSEPH'S HOSPITAL INC			2	100%	2
MINUTECLINIC DIAG OF IND, LLC #4368		2			2
Cottage of the Shoals		2			2
WESTMINSTER SUNCOAST			2	100%	2
MANASOTA PEDIATRICS			2	100%	2
Macon Valley Nursing and Rehabilitation Center		2			2
AMERICAN MEDICAL LABORATORIES			2	100%	2
UK HEALTHCARE			2	100%	2
Hartwell Health and Rehabilitation		2			2
Kroger 667 - The Little Clinic Litchfield Park		2			2
HOLY TRINITY PHARMACY LLC		2			2
CVS CA9497POCT IRVINE		2			2
GENETIC ASSAYS INC			2	100%	2
UNIVERSITY COMMUNITY HEALTH SERVICES		1	1	50%	2
TRINITY DIALYSIS			2	100%	2
Walgreens #9278		2			2
Hackensack Univ Medical Center At Pasc		1	1	50%	2
ORMOND BEACH URGENT CARE			2	100%	2
CVS NM7242POCT ALBUQUERQUE		2			2
WELLNESS MEDICAL CLINIC			2	100%	2
LABRADOR PRIMARY CARE CENTER			2	100%	2
CVS AZ7075POCT CHANDLER		2			2
HAMILTON COUNTY HEALTH DEPARTMENT		2			2
THE EDGEWATER AND WATERMAN VILLAGE			2	100%	2
GIGI WOOD DAVIS DO-FAMILY MEDICINE		2			2
Tidelands Health Rehabilitation Hospital			2	100%	2
THOMASVILLE REGIONAL MEDICAL CENTER		2			2
MEDEXPRESS URGENT CARE-SELINGSGROVE		2			2
HOLY FAMILY MEDICAL CENTER		1	1	50%	2
CAREWELL JW - WORCESTER LNC			2	100%	2
CONCENTRA - PLANT CITY		2			2
AGILE URGENT CARE			2	100%	2
ACCESS LABORATORIES LLC			2	100%	2
Kroger 745 - The Little Clinic Somerset		2			2
CHARLOTTE COUNTY HEALTH DEPARTMENT			2	100%	2
PALOS COMMUNITY HOSPITAL LABORATORY			2	100%	2
CHNJ		2			2
Kroger 409 - The Little Clinic Hebron Marketplace		1	1	50%	2
CVS OH4327POCT PAINESVILLE		2			2
WISE HEALTH SYSTEM		1	1	50%	2
PRIMARY CARE SERVICES AT EDGEWATER		2			2

# COVID-19: testing by laboratory

Data through Mar 24, 2021 verified as of Mar 25, 2021 at 09:25 AM

Data in this report are provisional and subject to change.

The numbers in the table below represent the number of Florida and non-Florida residents for whom test results were received by the Department of Health. A person can be tested by more than one laboratory and can have both positive and negative results. **Therefore, the sum of the numbers in each column will be larger than the total number of people tested.**

Reporting lab	Inconclusive	Negative	Positive	Percent positive	Total
NYU LANGONE HUNTINGTON MEDICAL GROUP		2			2
Huntington Health Care and Rehabilitation Center		2			2
SCIENTIFIC LABORATORY COMPANY		2			2
CREATIVE HEALTH CENTER			2	100%	2
Kroger 328 - The Little Clinic Henderson Road		2			2
REELFOOT FAMILY WALK IN CLINIC - TIPT		2			2
REHOBOTH MCKINLEY CHRISTIAN HOSPITAL		2			2
VENETIAN GARDENS		2			2
LAKE SUCCESS EXTENDED CARE		2			2
CVS NC3514POCT STANLEY		2			2
FASTCARE LLC			2	100%	2
Crowne Health Care of Mobile		2			2
ManorCare Rehab Center of Marietta		2			2
VOLUNTEERS OF AMERICA OF FLORIDA			2	100%	2
Lenawee Medical Care Facility		2			2
GILA REGIONAL MEDICAL CENTER		2			2
VELOCITY URGENT CARE			2	100%	2
ASANTE ROGUE REGIONAL MEDICAL CENTER L		2			2
MINUTECLINIC DIAGNOSTIC, PA		2			2
MEMORIAL HEALTH SYSTEM		1	1	50%	2
INTEGRITY CLINICAL RESEARCH CENTER INC		1	1	50%	2
MEMORIAL SLOAN KETTERING CANCER CENTER		1	1	50%	2
SPRING HILL REGIONAL HOSPITAL			2	100%	2
CVS NH2257POCT MANCHESTER		2			2
MOBILE HEALTH LABS LLC			2	100%	2
STUDENT HEALTH SERVICES			2	100%	2
SYNEOS HEALTH			2	100%	2
CVS TX7675POCT RED OAK			2	100%	2
PEDIATRICS IN NORTH FLORIDA PA			2	100%	2
ADVANTA ANALYTICAL LABORATORIES			2	100%	2
TEXAS HEALTH CARE			2	100%	2
CVS PA371POCT PHILADELPHIA		2			2
ORLANDO LUTHERAN TOWERS		1	1	50%	2
NORTON IMMEDIATE CARE CENTER - PRESTON			2	100%	2
AMERICAN RESEARCH CENTERS OF FLORIDA			2	100%	2
AdventHealth Care Center Orlando North			2	100%	2
MEDEXPRESS URGENT CARE - OMAHA N 72 ST		2			2
TMH EC NORTHEAST LABORATORY			2	100%	2
WyndRidge Health & Rehabilitation		2			2
ASANTE THREE RIVERS MEDICAL CENTER LAB		2			2
Heartland Healthcare Center Boca Raton			2	100%	2
MERCY CONVENIENT CARE			2	100%	2
Green Mountain Nursing and Rehabilitation		2			2
URGENT CARE AND SURGERY CENTER			2	100%	2
SUMMERFIELD RETIREMENT LIVING, INC			2	100%	2
WHITESANDS OUTPATIENT TREATMENT		2			2
FLORIDA MEDICAL CLINIC IM LUTz			2	100%	2

# COVID-19: testing by laboratory

Data through Mar 24, 2021 verified as of Mar 25, 2021 at 09:25 AM

Data in this report are provisional and subject to change.

The numbers in the table below represent the number of Florida and non-Florida residents for whom test results were received by the Department of Health. A person can be tested by more than one laboratory and can have both positive and negative results. **Therefore, the sum of the numbers in each column will be larger than the total number of people tested.**

Reporting lab	Inconclusive	Negative	Positive	Percent positive	Total
CVS IN6559POCT AVON		2			2
MAYO CLINIC GROUP PRACTICE LABORATORY			2	100%	2
Beth Sholom Home of Eastern Virginia		1	1	50%	2
IP BOISE 1		1	1	50%	2
MAINE CENTER FOR DISEASE CONTROL AND PREVENTION			2	100%	2
PRECISION DIAGNOSTIC INC		2			2
BAYCARE LABORATORIES			2	100%	2
BIRMINGHAM INTERNAL MEDICINE ASSOCIATE		1	1	50%	2
CVS MA137POCT QUINCY		2			2
NORTHSIDE FAMILY MEDICINE AND URGENT CARE (HOLLY SPRINGS)		2			2
Buena Vista Care Center		2			2
MORRISTOWN MEMORIAL HOSPITAL		2			2
BLOSSOMS ASSISTED LIVING 1 LLC			2	100%	2
HAWAII DEPARTMENT OF HEALTH			2	100%	2
Walgreens #9890		2			2
MAURY REGIONAL MEDICAL CENTER		2			2
CITRUS DERMATOLOGY			2	100%	2
UHEALTH CARDIOLOGY			2	100%	2
EXPRESS CARE OF THE SHOALS		1	1	50%	2
MARYWOOD NURSING CARE CENTER		2			2
St. Luke's Care Center		2			2
CHRISTUS SPOHN HOSPITAL			2	100%	2
CROSSROADS			2	100%	2
Crowne Health Care of Greenville		2			2
CVS TX5807POCT PEARLAND		2			2
RAJ K PAI MD PA			2	100%	2
Covington Care Nursing and Rehabilitation		2			2
CVS AZ33POCT TEMPE		2			2
EXCUSED ABSENCE PLLC		2			2
DUKE HEALTH REGIONAL HOSPITAL			2	100%	2
PT&J REHAB LLC		1	1	50%	2
MEDEXPRESS URGENT CARE - BROOKHAVEN		2			2
CENTRAL FLORIDA FAMILY HEALTH CENTER		2			2
QUEST DIAGNOSTICS INCORPORATED			2	100%	2
CVS MA1022POCT CAMBRIDGE		2			2
GRASSY SPRAIN PHARMACY INC		2			2
MINUTECLINIC MINUTECLINIC #4978		1	1	50%	2
CVS OH5457POCT POWELL		2			2
WE CARE HOME HEALTH SOLUTIONS LLC			2	100%	2
MEDRITE MEDICAL CARE PC		2			2
Edward Hines, Jr. VA Hospital		2			2
SHANDS JACKSONVILLE CLINICAL CENTER		1	1	50%	2
MANATEE MEMORIAL HOSPITAL CLINICAL LABORATORY			2	100%	2
MEDEXPRESS URGENT CARE-MT PLEASANT		1	1	50%	2
New Jersey Aim At Smg		2			2
LEGACY ER & URGENT CARE - FRISCO WEST			2	100%	2
CVS TX7603POCT SAGINAW		2			2



# COVID-19: testing by laboratory

Data through Mar 24, 2021 verified as of Mar 25, 2021 at 09:25 AM

Data in this report are provisional and subject to change.

The numbers in the table below represent the number of Florida and non-Florida residents for whom test results were received by the Department of Health. A person can be tested by more than one laboratory and can have both positive and negative results. **Therefore, the sum of the numbers in each column will be larger than the total number of people tested.**

Reporting lab	Inconclusive	Negative	Positive	Percent positive	Total
WALGREENS #13605		2			2
MEMORIAL HOSPITAL OF CARBONDALE			2	100%	2
STARR COUNTY MEMORIAL HOSPITAL			2	100%	2
NORTH COUNTRY FAMILY HEALTH CENTER INC		2			2
MEDEXPRESS URGENT CARE - WOODBURY			2	100%	2
MONICE DR.			2	100%	2
Kroger 777 - The Little Clinic Shelbyville		1	1	50%	2
EXPRESS CARE WALK-IN CLINIC			2	100%	2
STARR CITY OF ROMA COMMUNITY CENTER			2	100%	2
UPS			2	100%	2
MEDEXPRESS URGENT CARE - EWING		2			2
APALACHEE CENTER INC		2			2
PENSACOLA MEDICAL CLINIC LLC			2	100%	2
PALMS OF FT MYERS,THE			2	100%	2
APPLING NURSING & REHABILITATION PAVIL		2			2
UNIVERSITY HOSPITAL OF BROOKLYN		2			2
HANOVER ENDOSCOPY CENTER		2			2
NORTHSIDE HOSPITAL D/B/A ARTHRITIS		2			2
CVS OH4301POCT NORTHFIELD		2			2
OAKMONT WEST- GREENVILLE SC		2			2
ADVENTHEALTH CENTRA CARE POINCIANA			2	100%	2
Manorcare Health Services West Reading North		2			2
Robert Cranfield			2	100%	2
CVS TX19POCT SPRING		2			2
SOUTHCARE PHARMACY INC			2	100%	2
Parkridge Specialty Care		2			2
Jersey City Medical Center		2			2
ADVOCATE SHERMAN HOSPITAL			2	100%	2
FAMILY CARE SPECIALISTS OF ORLANDO			2	100%	2
SELECT MEDICAL CLINIC			2	100%	2
PLAINS REGIONAL MEDICAL CENTER		2			2
JOHNSON CITY MEDICAL CENTER		1	1	50%	2
EMORY CRAWFORD LONG HOSPITAL			2	100%	2
Manor At Perrysburg		2			2
ENVOY OF FORK UNION, LLC DBA ENVOY AT THE VILLAGE		2			2
WALGREENS #04569		2			2
ST. ELIZABETH HEALTHCARE			2	100%	2
MEMORIAL HERMANN CONSOLIDATED LABORATORY SERVICES			2	100%	2
Kroger 853 - The Little Clinic East Broad Street		2			2
Van Wert Manor		2			2
UC CORAL GABLES			2	100%	2
MERCY HEALTH LAB		1	1	50%	2
LAWRENCE GENERAL HOSPITAL			2	100%	2
VALUE DRUGS BRONXVILLE INC		2			2
NORTHEAST FLORIDA HEALTH SERVICES, INC DBA FAMILY HEALTH SOURCE			2	100%	2
LIFT HEALTH		2			2
The Grand Rehabilitation & Nursing Utica		2			2

# COVID-19: testing by laboratory

Data through Mar 24, 2021 verified as of Mar 25, 2021 at 09:25 AM

Data in this report are provisional and subject to change.

The numbers in the table below represent the number of Florida and non-Florida residents for whom test results were received by the Department of Health. A person can be tested by more than one laboratory and can have both positive and negative results. **Therefore, the sum of the numbers in each column will be larger than the total number of people tested.**

Reporting lab	Inconclusive	Negative	Positive	Percent positive	Total
STOP URGENT CARE			2	100%	2
HAMILTON CHD		2			2
Kroger 550 - The Little Clinic Bellevue		2			2
MEDAILLE COLLEGE WELLNESS CENTER		2			2
CLEAR LAKE REGIONAL MEDICAL CENTER			2	100%	2
CLINICAL REFERENCE LABORATORY, INC		2			2
CVS OH3329POCT LAKEWOOD		2			2
HUMC		1	1	50%	2
SUNCOAST BLOOD BANK			2	100%	2
MINUTECLINIC, LLC #07876		1	1	50%	2
MAYO CLINIC BEACHES PRIMARY CARE CTR		2			2
MANSFIELD MEDICAL LODGE			2	100%	2
PALM MEDICAL CENTER - PLANT CITY		2			2
TMH PHYSICIAN PARTNERS MONTICELLO		1	1	50%	2
MOUNT SINAI MEDICAL CENTER OF FLORIDA, INC			2	100%	2
HACKENSACK MERIDIAN URGENT CARE, PC		2			2
SPRINGHILL SENIOR RESIDENCE		2			2
Chatham Nursing and Rehab Center		2			2
SOUTHERN BREEZE HEALTHCARE		1	1	50%	2
UNIVERSTIY OF ILLINOIS HOSPITAL			2	100%	2
RICHICHI FAMILY HEALTH			2	100%	2
CVS MA2125POCT NATICK		1	1	50%	2
The Palms Nursing and Rehabilitation		1	1	50%	2
BAY CORRECTIONAL AND REHABILITATION FACILITY			2	100%	2
BD MEDICAL SYSTEMS			2	100%	2
DIVERSE MEDICAL CARE LLC			2	100%	2
CVS NV5286POCT HENDERSON		2			2
VALLEY MEDICAL LABORATORY			2	100%	2
BROOKS -TLC HOSPITAL SYSTEM			2	100%	2
WALGREENS #15495		1	1	50%	2
PM PEDIATRICS OF BAYSIDE PLLC - HOPEWELL JUNCTION		2			2
SKIN WELLNESS PHYSICIANS LLC		2			2
OMEGA RESEARCH CONSULTANTS			2	100%	2
SIGNAL DIAGNOSTICS DBA FLOWHEALTH LABS			2	100%	2
SPECTRUM HEALTH			2	100%	2
VALUE DRUGS GREENLAWN INC		2			2
PROSPECT URGENT CARE			2	100%	2
OSF ST JOSEPH MEDICAL CENTER			2	100%	2
BLACKBAG DIGITAL HEALTH LLC		2			2
STATE OF FLORIDA			2	100%	2
MINUTECLINIC #1773		2			2
COVANCE			2	100%	2
SWEETWATER NURSING CENTER		2			2
SANIBEL MEDICAL CLINIC			2	100%	2
SCDHEC BUREAU OF LABORATORIES			2	100%	2
PREMIER MOBILE HEALTH SERVICES, LLC			2	100%	2
MC DIAGNOSTIC OF CONNECTICUT, PC #252		1	1	50%	2

# COVID-19: testing by laboratory

Data through Mar 24, 2021 verified as of Mar 25, 2021 at 09:25 AM

Data in this report are provisional and subject to change.

The numbers in the table below represent the number of Florida and non-Florida residents for whom test results were received by the Department of Health. A person can be tested by more than one laboratory and can have both positive and negative results. **Therefore, the sum of the numbers in each column will be larger than the total number of people tested.**

Reporting lab	Inconclusive	Negative	Positive	Percent positive	Total
MAYO CLINIC COUMADIN CLINIC LABORATORY		1	1	50%	2
RAPID RESULT CORP LLC		1	1	50%	2
FHCP ASC - ORANGE CITY			2	100%	2
KAISER SUNNYSIDE MEDICAL CTR LAB		2			2
NEWTON MEMORIAL HOSPITAL		2			2
ATLAS GENOMICS			2	100%	2
BLUEWATER TOXICOLOGY			2	100%	2
EVERYBODY'S FAMILY CLINIC		2			2
CVS NH6596POCT HAMPTON		2			2
JRS LABORATORY			2	100%	2
LEE COMMUNITY HEALTHCARE INC DUNBAR		2			2
AFC/DOCTORS EXPRESS NORTH BERGEN		2			2
LEGACY LABORATORY SERVICES			2	100%	2
LABCORP OF AMERICA HOLDINGS		1	1	50%	2
MEDEXPRESS URGENT CARE, HANOVER		2			2
PTC LABORATORIES			2	100%	2
COOK HOSPITAL AND CARE CENTER		1	1	50%	2
WARD MEMORIAL HOSPITAL		2			2
KJ MEDICAL PRACTICE PC		2			2
Granville Center	1	1			2
OAKMONT EAST- GREENVILLE SC, LLC		2			2
VANAYER HEALTHCARE AND REHAB CENTER		2			2
UNIVERSITY OF TEXAS AT EL PASO, THE			2	100%	2
SOUTH HILLSBOROUGH CBOC			2	100%	2
ADVENTHEALTH MEDICAL GROUP INTERNAL MEDICINE		2			2
POMONA VALLEY COMMUNITY HOSPITAL			2	100%	2
MID AMERICA CLINICAL LABS			2	100%	2
INN AT LAPOSADA,THE			2	100%	2
AFC URGENT CARE CLEVELAND			2	100%	2
CVS NV8784POCT LAS VEGAS		1	1	50%	2
Greystone Nursing and Rehab, LLC			2	100%	2
APC PEDIATRICS			2	100%	2
OUR LADY OF THE LAKE REGIONAL MEDICAL CENTER			2	100%	2
HEARTLAND HOME HEALTH CARE		2			2
Kroger 687 - The Little Clinic Sugar Hill		1	1	50%	2
MCLAREN REGIONAL MEDICAL CENTER			2	100%	2
COBLESKILL REGIONAL HOSPITAL		2			2
WEST FLORIDA MEDICAL ASSOCIATES, PA			2	100%	2
UNM SANDOVAL REGIONAL MEDICAL CENTER		2			2
IN AND OUT URGENT CARE			2	100%	2
MEDEXPRESS URGENT CARE - ROSS TOWNSHIP		2			2
MC MEDICAL			2	100%	2
RURAL/METRO MIDSOUTH,		2			2
BIOMAT USA			2	100%	2
LAKE BALDWIN			2	100%	2
COLUMBIA COTTAGE		2			2
PPD CLINICAL RESEARCH UNIT			2	100%	2

# COVID-19: testing by laboratory

Data through Mar 24, 2021 verified as of Mar 25, 2021 at 09:25 AM

Data in this report are provisional and subject to change.

The numbers in the table below represent the number of Florida and non-Florida residents for whom test results were received by the Department of Health. A person can be tested by more than one laboratory and can have both positive and negative results. **Therefore, the sum of the numbers in each column will be larger than the total number of people tested.**

Reporting lab	Inconclusive	Negative	Positive	Percent positive	Total
SPECIALTY LABORATORIES			2	100%	2
Advanced Rehabilitation and Healthcare of Wichita Falls		2			2
MEDEXPRESS URGENT CARE-BLOOMFIELD AVEN		2			2
PEACEHEALTH CENTRAL		2			2
NAVAL BRANCH MEDICAL CLINIC			2	100%	2
CLEARWATER PAIN MANAGEMENT ASSOCIATES			2	100%	2
DOCTOR'S IN-HOUSE LAB/COMMUNITY HEALTH CENTERS OF PINELLAS - JOHNNIE R			2	100%	2
MINUTECLINIC, DIAGNOSTIC OF TEXAS, LLC		2			2
BRANDYWYNE HEALTH CARE CENTER			2	100%	2
PM PEDIATRICS OF SELDEN, PLLC		2			2
WARE EXPRESS CARE			2	100%	2
BENEVA LAKES ASSISTED LIVING CENTER			2	100%	2
VALLEY BAPTIST MEDICAL CENTER: BROWNSVILLE			2	100%	2
MEDEXPRESS URGENT CARE - WICHITA, N MAIZE RD		1	1	50%	2
MEDEXPRESS URGENT CARE - CEDAR KNOLLS		2			2
NEMOURS CHILDREN'S PRIMARY CARE THE VILLAGES		2			2
Birchaven		2			2
John L. McClellan Memorial Veterans Hospital		2			2
MIDWAY SPECIALTY CARE CENTER INC		2			2
RIVERSIDE METHODIST HOSPITAL LAB			2	100%	2
PALM BAY COMMUNITY OUTPATIENT CLINIC		2			2
RRMC CREEKSIDE LAB		2			2
MEMORIAL HEALTH UNIVERSITY MEDICAL CENTER			2	100%	2
FLORIDA MEDICAL CENTER			2	100%	2
MILFORD REGIONAL HOSPITAL			2	100%	2
LEXINGTON PLACE			2	100%	2
ADVANCED MEDICAL CARE			2	100%	2
MEMORIAL HOSPITAL OF SOUTH BEND			2	100%	2
KIDSVILLE PEDIATRICS IV PA		1	1	50%	2
JUST BELIEVE RECOVERY CENTER			2	100%	2
ASSOCIATES IN UROGYNECOLOGY MD LLC		2			2
IM&P WELLNES CENTER			2	100%	2
The Friendly Home		2			2
NEBRASKA MEDICAL CENTER			2	100%	2
BROOKDALE PALM BEACH GARDENS			2	100%	2
Stillwater Healthcare		2			2
DALLAS VA MEDICAL CENTER - VA NORTH TEXAS HEALTH CARE SYSTEM			2	100%	2
CQUENTIA NGS, LLC			2	100%	2
MADISON HOSPITAL LABORATORY			2	100%	2
CIGNA GATEWAY			2	100%	2
PINELLAS CHD - CLEARWATER		1	1	50%	2
BAPTIST HEALTH LEXINGTON			2	100%	2
MAJESTIC GUARDIANS			2	100%	2
CSS- TWELVE OAKS			2	100%	2
CARELINE PHARMACY AND HEALTHCARE SERVICES		1	1	50%	2
HERNANDO CHILDREN'S			2	100%	2
RIVER CITY MEDICAL ASSOCIATES, INC			2	100%	2

# COVID-19: testing by laboratory

Data through Mar 24, 2021 verified as of Mar 25, 2021 at 09:25 AM

Data in this report are provisional and subject to change.

The numbers in the table below represent the number of Florida and non-Florida residents for whom test results were received by the Department of Health. A person can be tested by more than one laboratory and can have both positive and negative results. **Therefore, the sum of the numbers in each column will be larger than the total number of people tested.**

Reporting lab	Inconclusive	Negative	Positive	Percent positive	Total
WALGREENS #06583		2			2
Warren Center for Rehabilitation and Nursing		2			2
PRIMARY HEALTH CARE ASSOCIATES INC			2	100%	2
Iowa Veterans Home		2			2
ORLANDO HEALTH PHYSICIAN GROUP INC			2	100%	2
EMERALD TRACE		2			2
CORE OCCUPATIONAL RESOURCES, LLC			2	100%	2
MEASE COUNTRYSIDE HOSPITAL CARDIAC REH			2	100%	2
Kroger 647 - The Little Clinic Newnan Crossings		1	1	50%	2
WASHINGTON STATE DEPARTMENT OF HEALTH PUBLIC HEALTH LABORATORIES			2	100%	2
ST LUKES HOSPITAL			2	100%	2
INSPIRE HEALTHCARE CENTER			2	100%	2
CVS IN6608POCT NEW PALESTINE			2	100%	2
DALLAS MEDICAL CENTER			2	100%	2
ALVERNO CLINICAL LABORATORIES			2	100%	2
MEDSTAR HARBOR HOSPITAL			2	100%	2
FIRST PREVENTION AND DIALYSIS CENTER LLC			2	100%	2
HEALTH & REHAB CTR AT DOLPHINS VIEW, THE			2	100%	2
SUMMIT URGENT CARE PS			2	100%	2
HEALTH PARTNERS REGIONAL HOSPITAL			2	100%	2
VAULT HEALTH			2	100%	2
PREMIER PEDIATRICS LLC			2	100%	2
ADVENTHEALTH EAST ORLANDO EMPLOYEE CLINIC		2			2
CITRUS HEALTH NETWORK INC			2	100%	2
SAFE PMC		2			2
AFC PHYSICIANS OF FLORIDA, PA			2	100%	2
KR AT COLLEGE HARBOR		2			2
MARCO ISLAND HOSPITAL INC D/B/A		1	1	50%	2
VILLAGES HEALTH SYSTEM, LLC, THE			2	100%	2
PALM BEACH DIABETES & ENDOCRINE SPECIALISTS PA			2	100%	2
Kroger 672 - The Little Clinic Bill Kennedy & Glenwood		2			2
GOLDSTEIN			2	100%	2
SPECTRA EAST INC		1	1	50%	2
AMEDISYS HOME HEALTH OF GREENVILLE			2	100%	2
MINUTECLINIC DIAGNOSTIC OF OHIO #6192		2			2
CVS MO8581POCT BLUE SPRINGS		1	1	50%	2
BERGEN COUNTY SURGICAL AND ENDOSCOPY CENTER		2			2
Iron County Medical Care Facility		2			2
FLORIDA MENTOR FAULKNER GROUP HOME			2	100%	2
CVS OH6185POCT PICKERINGTON		2			2
DOCTORS CARE OF PALM COAST			2	100%	2
UHEALTH CORAL SPRINGS			2	100%	2
GERM BUSTERS 911 LLC			2	100%	2
CHAPPEL GROUP RESEARCH, THE		2			2
MAJESTIC OAKS			2	100%	2
INSPIRIT SENIOR LIVING			2	100%	2
SOWAL HEALTH & DRUG			2	100%	2



# COVID-19: testing by laboratory

Data through Mar 24, 2021 verified as of Mar 25, 2021 at 09:25 AM

Data in this report are provisional and subject to change.

The numbers in the table below represent the number of Florida and non-Florida residents for whom test results were received by the Department of Health. A person can be tested by more than one laboratory and can have both positive and negative results. **Therefore, the sum of the numbers in each column will be larger than the total number of people tested.**

Reporting lab	Inconclusive	Negative	Positive	Percent positive	Total
SOUTH TAMPA AFTER HOURS CLINIC			2	100%	2
DR. G'S URGENT CARE			2	100%	2
MARTIN MEDICAL CENTER INC		1	1	50%	2
MEDEXPRESS URGENT CARE - SPRINGDALE, S 40TH STREET		2			2
MINUTECLINIC DIAG OF IND, LLC #6908		2			2
Alden Des Plaines			2	100%	2
FLORIDA KEYS PED & ADOLES CTR			2	100%	2
MEDEXPRESS URGENT CARE - BENTON		2			2
NEW YORK CITY CENTRAL COVID			2	100%	2
Lynwood		2			2
HEALTH EXPRESS URGENT CARE			2	100%	2
BEAUFORT MEMORIAL			2	100%	2
PEACE RIVER MEDICAL CENTER		2			2
STEWART ST ELIZABETH MEDICAL CENTER			2	100%	2
BIOHEALTH MEDICAL LAB INC			2	100%	2
NEMOURS CHILDREN'S URGENT CARE LAKE NONA			2	100%	2
NEW YORK PSYCHIATRIC INSTITUTE		2			2
FIRST CHOICE MEDICAL PC			2	100%	2
CEDARS-SINAI MEDICAL CENTER			2	100%	2
APPLECARE VALDOSTA			2	100%	2
WAKULLA URGENT CARE & DIAGNOSTIC			2	100%	2
NORTHWELL HEALTH			2	100%	2
SPRINGFIELD HOSPITAL LABORATORY			2	100%	2
PLASMA MED RESEARCH DBA		2			2
PM PEDIATRICS OF BAYSIDE, PLLC - RIVE		2			2
ACKERMAN CANCER CENTER		2			2
CARESPOT URGENT CARE		1	1	50%	2
Workmens Circle Multicare Center		2			2
UT AUSTIN UNIVERSITY HEALTH SERVICES			2	100%	2
HUMILITY OF MARY HEALTH PARTNERS			2	100%	2
MINUTECLINIC LLC (2335)		1	1	50%	2
Oak Creek Terrace		2			2
NIAGARA APOTHECARY INC		2			2
ASCENSION ST MICHAEL'S HOSPITAL LAB		1	1	50%	2
CVS PA4000POCT INDIANA		2			2
Essex Center for Rehabilitation and Healthcare		2			2
POINT OF CARE PRIVATE HEALTH MANAGEMENT			2	100%	2
BROOKSVILLE DIALYSIS			2	100%	2
ILLINOIS DEPT OF PUBLIC HEALTH LABS			2	100%	2
INTERNAL MEDICINE ASSOCIATES-DUNELLON			2	100%	2
WELLSTAR COBB HOSPITAL		1	1	50%	2
DEPT OF HEALTH			2	100%	2
CARENOW LENEXA			2	100%	2
HELEN HAYES HOSPITAL LABORATORY		2			2
COASTAL MEDICAL LAB			2	100%	2
Crestwood Nursing Center		1	1	50%	2
ROUTE 16 PHARMACY LLC DBA HOLLAND PHAR		2			2

# COVID-19: testing by laboratory

Data through Mar 24, 2021 verified as of Mar 25, 2021 at 09:25 AM

Data in this report are provisional and subject to change.

The numbers in the table below represent the number of Florida and non-Florida residents for whom test results were received by the Department of Health. A person can be tested by more than one laboratory and can have both positive and negative results. **Therefore, the sum of the numbers in each column will be larger than the total number of people tested.**

Reporting lab	Inconclusive	Negative	Positive	Percent positive	Total
RCA LABORATORY SERVICES LLC			2	100%	2
NEW GEN LABS			2	100%	2
PINARD HOME HEALTH SERVICES INC			2	100%	2
Church Creek SNF			2	100%	2
MIDLAND MEMORIAL HOSPITAL			2	100%	2
Good Samaritan Society-Blackduck		1	1	50%	2
MIDDLEBURG PEDIATRICS			2	100%	2
University Plaza Rehabilitation and Nursing			2	100%	2
HCR MANOR CARE SERVICES OF FLORIDA III INC		2			2
SUNSHINE PHARMACY		2			2
Timber Ridge Health Care Center			2	100%	2
JOHN D. ARCHBOLD MEM. HOSPITAL			2	100%	2
MEDEXPRESS URGENT CARE - SPRINGFIELD, COOLEY ST		2			2
MEDLOGIC, LLC		2			2
PM PEDIATRICS OF BAYSIDE, PLLC - MANHASSET		2			2
Oakmont of Katy Nursing and Rehabilitation		2			2
PALM WEST INTERNIST PA			2	100%	2
MINUTECLINIC DIAGNOSTIC OF NEVADA-9586		1	1	50%	2
FLORIDA SCHOOL FOR THE DEAF & BLIND			2	100%	2
CARE NOW DENTON			2	100%	2
Kroger 412 - The Little Clinic Oxford		2			2
CATHOLIC HEALTH LABORATORY SERVICES		2			2
ST. JOSEPH REGIONAL MEDICAL CENTER			2	100%	2
BMC/JACSONVILLE		1	1	50%	2
CVS AZ5892POCT LAVEEN		2			2
CITY OF NEW YORK DEPARTMENT OF HEALTH			2	100%	2
FRASER MEMORIAL HOSPITAL		1	1	50%	2
TEQUESTA FAMILY MEDICAL CENTER LLC			2	100%	2
Walgreens #10207		2			2
MINUTE CLINIC DIAGNOSTIC OF KANSAS PA		2			2
U OF MIAMI MILLER SCHOOL OF MEDICINE			2	100%	2
Kroger 549 - The Little Clinic Clinton Highway		2			2
EASTERN NIAGARA HOSPITAL		2			2
PREMIER MEDICAL LABORATORY			2	100%	2
GINKGO-IXLAYER		2			2
JASPER MEMORIAL HOSPITAL		1	1	50%	2
ARLINGTON DIALYSIS CENTER LLC		2			2
NATIONAL JEWISH HEALTH			2	100%	2
REGIONS HOSPITAL LABORATORY			2	100%	2
EASTSIDE SPORTS COMPLEX			2	100%	2
Avanti Wellness and Rehab			2	100%	2
ROYAL OAK MEDICAL CENTER LLC DBA CHARACTER FAMILY			2	100%	2
CONEMAUGH MEMORIAL MEDICAL CENTER		2			2
SOUTHSIDE FAMILY MEDICAL		2			2
ASHLEY PEDIATRICS			2	100%	2
CVS OH4499POCT LYNDHURST		2			2
NEMOURS CHILDRENS PRIMARY CARE			2	100%	2

# COVID-19: testing by laboratory

Data through Mar 24, 2021 verified as of Mar 25, 2021 at 09:25 AM

Data in this report are provisional and subject to change.

The numbers in the table below represent the number of Florida and non-Florida residents for whom test results were received by the Department of Health. A person can be tested by more than one laboratory and can have both positive and negative results. **Therefore, the sum of the numbers in each column will be larger than the total number of people tested.**

Reporting lab	Inconclusive	Negative	Positive	Percent positive	Total
CVS MI8091POCT FRASER		2			2
KANSAS CITY VA MEDICAL CENTER			2	100%	2
LABTOX LABORATORIES			2	100%	2
BAPTIST HOSPITAL PRIMARY CARE GULF BREEZE			2	100%	2
CVS OH3980POCT KENT		2			2
DASCENA LAB			2	100%	2
CITRUS PARK			2	100%	2
NEW BRIDGE MEDICAL CENTER		2			2
Kroger 127 - The Little Clinic Lakewood-Alameda		2			2
RENFREW CENTERS INC		2			2
JACKSONVILLE VA OPC			2	100%	2
BELLIN HOSPITAL			2	100%	2
ENCOMPASS HEALTH REHABILITATION HOSPITAL OF MIAMI		1	1	50%	2
THE CENTER FOR DISCOVERY		2			2
Alden Terrace of McHenry			2	100%	2
VA OUTPATIENT PHARMACY			2	100%	2
CVS AZ7841POCT TUCSON		2			2
STAGES OF LIFE MEDICAL INSTITUTE			2	100%	2
CHEROKEE COUNTY HEALTH AND REHAB CENTER		2			2
HOME ACCESS HEALTH			2	100%	2
CROSSROADS URGENT CARE DBA URGENT TEA		2			2
UF KANAPAHA LAB BEAKER		2			2
EXCELTOX LABORATORIES LLC		2			2
WURLAND NURSING AND REHABILITATION, L		2			2
FLORIDA MEDICAL CLINIC, LLC			2	100%	2
FLORIDA MEDICAL CLINIC RADIOLOGY DALE MABRY		2			2
MED-LAKE LABORATORY, LLC			2	100%	2
EDGEWATER RETIREMENT MANOR			2	100%	2
AFC URGENT CARE GUNBARREL			2	100%	2
POMERENE HOSPITAL			2	100%	2
USCG ABBOTT BINAXNOW		1	1	50%	2
MEMORIAL HERMANN			2	100%	2
CVS SC2250POCT COLUMBIA		2			2
Virginia Gay Nursing and Rehab		2			2
GEISINGER MEDICAL CENTER		2			2
NORTH OKALOOSA PHYSICIAN GRP - WALK IN CLINIC			2	100%	2
Piney Grove Nursing and Rehabilitation Center		2			2
WALGREENS #04176		1	1	50%	2
ENCOMPASS HEALTH REHABILITATION		1	1	50%	2
CVS OH4300POCT STRONGSVILLE		2			2
ACCESS MEDICAL GROUP OF FLORIDA CITY			2	100%	2
MEMORIAL HERMANN HOSPITAL			2	100%	2
CARE 365			2	100%	2
PATIENT FIRST MEDICAL CENTER-CARYTOWN			2	100%	2
WALGREENS #05477		2			2
INTEGRATED REGIONAL LABS			2	100%	2
DRR JMC URGENT CARE DONALD ROSS			2	100%	2

# COVID-19: testing by laboratory

Data through Mar 24, 2021 verified as of Mar 25, 2021 at 09:25 AM

Data in this report are provisional and subject to change.

The numbers in the table below represent the number of Florida and non-Florida residents for whom test results were received by the Department of Health. A person can be tested by more than one laboratory and can have both positive and negative results. **Therefore, the sum of the numbers in each column will be larger than the total number of people tested.**

Reporting lab	Inconclusive	Negative	Positive	Percent positive	Total
WATERS PEDIATRIC CENTER			2	100%	2
MEDEXPRESS URGENT CARE - MYLAN			2	100%	2
LAB CORP OF AMER SAN DIEGO			2	100%	2
MIDWAY PRIMARY CARE LLC		2			2
DUBOIS CONTINUUM OF CARE COMMUNITY INC		2			2
ROBERTS WESLEYAN COLLEGE HEALTH CENTE		2			2
OPTUM PRIMARY CARE		1	1	50%	2
INTEAM HEALTH, INC.			2	100%	2
ROCKEFELLER UNIVERSITY CLINICAL GENOMICS LABORATOR		2			2
Good Samaritan Society Waukon		2			2
COMPLETE HEALTH MEDICAL CENTER			2	100%	2
SYLVAN NURSING			2	100%	2
THE CLUB AT BOYNTON BEACH, LLC			2	100%	2
MEDEXPRESS URGENT CARE-SALINA, S 9TH ST		2			2
MEDEXPRESS URGENT CARE - RUNNEMEDE		1	1	50%	2
University Center East			2	100%	2
PRIMACARE MEDICAL LAKEWOOD			2	100%	2
NOVA SOUTHEASTERN UNIVERSITY - STUDENT MEDICAL CTR			2	100%	2
CVS MA1877POCT NORTON		2			2
Kroger 096 - The Little Clinic Orchard and Holly		2			2
ST JOHN'S RIVERSIDE HOSPITAL		2			2
TALLAHASSEE MEMORIAL HEALTHCARE FAMILY MED RESIDENCY			2	100%	2
FL DEPT OF HEALTH MARION COUNTY MOBILE HEALTH UNIT			2	100%	2
ELMHURST MEMORIAL HOSPITAL			2	100%	2
Manor Care-Kingston Court of York PA, LLC		2			2
WOMENS CARE FLORIDA LLC-LABORATORY		2			2
EASTLAKE MEDICAL CENTER		2			2
NORTH DAKOTA VETERANS HOME		2			2
SHORE MEDICAL CENTER		2			2
WELL HEALTH LABS			2	100%	2
MINUTECLINIC DIAG OF IND, LLC #6250		2			2
THE RIM URGENT CARE			2	100%	2
ATLANTIC DIAGNOSTICS			2	100%	2
JBSA-SAM HOUSTON			2	100%	2
LONG, SARAH		1	1	50%	2
CVS CT288POCT BRISTOL		2			2
LOWELL GENERAL HOSPITAL			2	100%	2
PALM BEACH DIGESTIVE ASSOCIATES			2	100%	2
CVS MA41POCT TAUNTON		2			2
PALM CITY NURSING AND REHAB CENTER			2	100%	2
BAYSHORE MEDICAL CENTER			2	100%	2
MEDEXPRESS URGENT CARE - LINCOLN N 26T		2			2
BAPTIST HEALTHCARE - LAKEVIEW CENTER INC		2			2
Elba Nursing and Rehabilitation Center, LLC		2			2
CARTERSVILLE MEDICAL CENTER			2	100%	2
EXCEPTIONAL EMERGENCY CENTER - AMARILLO			2	100%	2
TGH Brandon Healthplex Laboratory			2	100%	2

# COVID-19: testing by laboratory

Data through Mar 24, 2021 verified as of Mar 25, 2021 at 09:25 AM

Data in this report are provisional and subject to change.

The numbers in the table below represent the number of Florida and non-Florida residents for whom test results were received by the Department of Health. A person can be tested by more than one laboratory and can have both positive and negative results. **Therefore, the sum of the numbers in each column will be larger than the total number of people tested.**

Reporting lab	Inconclusive	Negative	Positive	Percent positive	Total
SIMPLY HEALTHCARE AND WELLNESS CLINIC, PC			2	100%	2
CVS SC2497POCT LEXINGTON		2			2
ADVANCED FOOT AND ANKLE OF INDIAN RIVER		2			2
NYUMC CLINICAL LABORATORIES			2	100%	2
Sevierville Health and Rehabilitation		2			2
CLEVELAND CLINIC IMAGING			2	100%	2
SAWGRASS PEDIATRIC PARTNERS LLC			2	100%	2
MOORE CLINICAL RESEARCH INC			2	100%	2
SOUTHERN SURGICAL ARTS		2			2
GULF COAST MEDICAL CENTER RESPIRATORY CARE			2	100%	2
UPSON REGIONAL MEDICAL CENTER		1	1	50%	2
MEDEXPRESS URGENT CARE - BRIDGEVILLE		2			2
UTMB PATHOLOGY CLINICAL SERVICES LABORATORY			2	100%	2
CHESTERFIELD HEALTHCARE GROUP, INC		2			2
CATSKILL REGIONAL MEDICAL CENTER		2			2
Cedar Valley Nursing & Rehab Center		2			2
HAPPY KIDZ PEDIATRICS PL		1	1	50%	2
POPLAR HEALTHCARE			2	100%	2
LILY PHARMACY		2			2
BOND COMMUNITY HEALTH CENTER			2	100%	2
BAYSTATE MEDICAL CENTER		1	1	50%	2
Kroger 477 - The Little Clinic Fort Mitchell		2			2
LIFESPRING COMMUNITY HEALTH		2			2
JACKSON LABORATORY OF GENOMIC MEDICINE		2			2
UWMC MONTLAKE DEPT OF LAB MED			2	100%	2
DELRAY BEACH HEALTH CENTER			2	100%	2
Kroger 101 - The Little Clinic Hill Top		2			2
STUART SURGERY CENTER, LLC			2	100%	2
NORTHSIDE FAMILY MEDICINE AND URGENT CARE (CUMMING)		2			2
MERCY HEALTH			2	100%	2
CVS IL7017POCT BLOOMINGTON		2			2
MEDICAL ASSOCIATES OF BREVARD DR S VYAS			2	100%	2
MEDEXPRESS URGENT CARE - MARTINSVILLE		2			2
ACCESS MEDICAL GROUP OF TAMPA II, INC		2			2
STATCARE URGENT AND WALK-IN			2	100%	2
MAWD PATHOLOGY GROUP			2	100%	2
LINIL VISITING NURSES, INC		2			2
Garden Isle Healthcare and Rehabilitation Center		2			2
FLORIDA DEPARTMENT OF HEALTH IN ESCAMBIA COUNTY		1	1	50%	2
Eagle Health and Rehabilitation		2			2
CORTLAND PARK REHABILITATION AND NURSING CENTER		1	1	50%	2
WillowBrooke Court at Westminster Village		2			2
INSTANT MEDICAL CARE CENTER		1	1	50%	2
RUST MEDICAL CENTER		2			2
LIFETIME FAMILY URGENT CARE			2	100%	2
TCPA CLINICAL LABORATORIES			1	100%	1
LabCorp of America			1	100%	1



# COVID-19: testing by laboratory

Data through Mar 24, 2021 verified as of Mar 25, 2021 at 09:25 AM

Data in this report are provisional and subject to change.

The numbers in the table below represent the number of Florida and non-Florida residents for whom test results were received by the Department of Health. A person can be tested by more than one laboratory and can have both positive and negative results. **Therefore, the sum of the numbers in each column will be larger than the total number of people tested.**

Reporting lab	Inconclusive	Negative	Positive	Percent positive	Total
CORPORATION OF AMERICA		1			1
FAIRVIEW SOUTHDAL			1	100%	1
CRUSADER COMMUNITY HEALTH			1	100%	1
MEADOWS PARK HEALTH AND REHABILITATION		1			1
ALLIANCE LABORATORY SERVICES			1	100%	1
CVS NC2559POCT CHARLOTTE		1			1
THE INTERNAL MEDICAL GROUP		1			1
MEDICAL ASSOCIATES OF BREVARD LLC		1			1
DOYLESTOWN HOSPITAL			1	100%	1
ADVENTHEALTH PHYSICIAN GROUP – APPLEWOOD			1	100%	1
MEDEXPRESS URGENT CARE - CINNAMINSON		1			1
ManorCare Yeadon		1			1
PM PEDIATRICS OF BAYSIDE PLLC - BELLER		1			1
VICTORIA PAIN AND REHABILITATION CENTER			1	100%	1
HARRIS URGENT CARE CENTER			1	100%	1
NASON HOSPITAL			1	100%	1
Rio Grande City Nursing and Rehab Center			1	100%	1
LIFE CARE CENTER OF HILTON HEAD		1			1
BAYLOR SCOTT & WHITE MEDICAL SURGICAL CLINIC			1	100%	1
DISCOVERY AT HOME, LLC			1	100%	1
WEST FLORIDA MEDICAL CENTER CLINIC			1	100%	1
CARDIAC AND VASCULAR CONSULTANTS MD PA		1			1
CARESPOT - LEE VISTA			1	100%	1
BEACH CARE PLLC			1	100%	1
COMMUNITY CARE CENTER□		1			1
RYE BEACH PHARMACY INC		1			1
GENERATIONS CENTER OF SPENCER		1			1
TMH URGENT CARE CENTER			1	100%	1
SOUTHEASTERN HEALTH FACILITES, INC		1			1
GENEVA FAMILY HEALTH			1	100%	1
SOUTHWEST ORLANDO FAMILY MEDICINE, PL			1	100%	1
FLORIDA DEPARTMENT OF HEALTH PALM BEACH COUNTY			1	100%	1
CLARKSVILLE MANOR INC		1			1
DIGESTIVE DISEASE CARE PC		1			1
HUNTERS CREEK MEDICAL ASSOCIATES PA		1			1
Melbourne Terrace Rehabilitation Center			1	100%	1
THYROID SPECIALTY LABORATORY			1	100%	1
Kroger 353 - The Little Clinic Harpers Point		1			1
LOGAN COUNTY HOSPITAL			1	100%	1
HOLYCROSS URGENT CARE AND IMAGING CENTER		1			1
PUBLIX PHARMACY #0332		1			1
TRIPLE O RESEARCH INSTITUTE PA			1	100%	1
bishop rehabilitation and nursing center		1			1
CVS IL2788POCT BUFFALO GROVE		1			1
CVS NJ1927POCT GREEN BROOK		1			1
MEDEXPRESS URGENT CARE - NUTLEY		1			1
SIGNATURE CARE COLLEGE STATION			1	100%	1

# COVID-19: testing by laboratory

Data through Mar 24, 2021 verified as of Mar 25, 2021 at 09:25 AM

Data in this report are provisional and subject to change.

The numbers in the table below represent the number of Florida and non-Florida residents for whom test results were received by the Department of Health. A person can be tested by more than one laboratory and can have both positive and negative results. **Therefore, the sum of the numbers in each column will be larger than the total number of people tested.**

Reporting lab	Inconclusive	Negative	Positive	Percent positive	Total
EVANS FAMILY CARE PA			1	100%	1
MAHONEY PEDIATRICS PA			1	100%	1
FAIRVIEW HOSPITAL			1	100%	1
Wexner Heritage House			1	100%	1
RIVERSIDE PEDIATRIC GROUP, INC		1			1
Woodstock Nursing and Rehabilitation Center		1			1
FAMILY MEDICAL CENTER OF HOLLYWOOD PA			1	100%	1
TEMPUS_LABS			1	100%	1
QUALITY CLINICAL LAB LLC			1	100%	1
Eagle Point Health Care Center		1			1
SAINT FRANCIS HOSPITAL			1	100%	1
CHC			1	100%	1
MEMORIAL HOSPITAL - BELLEVILLE			1	100%	1
ORDRS, INC.			1	100%	1
Maple Lane Nursing Home		1			1
SEATTLE-KING COUNTY			1	100%	1
Manor Care of Dallastown d/b/a ManorCare Health Services - Dallastown		1			1
SAINT JOSEPH'S HOSPITAL AND MEDICAL CENTER		1			1
AML DIAGNOSTICS- ADV TESTING IN METABOLIC MEDICINE			1	100%	1
RIDGEFIELD PEDIATRIC ASSOCIATES		1			1
Wayne County Nursing Home		1			1
OCALA REGIONAL DIALYSIS- NORTH			1	100%	1
FASTMED URGENT CARE			1	100%	1
Seal Rock Healthcare		1			1
ORLANDO DIALYSIS		1			1
BIOMAT USA INC			1	100%	1
BATESVILLE - SHERWOOD URGENT CARE			1	100%	1
ADDINGTON PLACE EAST LAKE		1			1
KELLY			1	100%	1
STEWART MEDICAL GROUP INC			1	100%	1
SONORAN DESERT PATHOLOGY			1	100%	1
RENE F CEDENO DMD PA		1			1
URGENT DOC -NACOGODOCHES CLINIC			1	100%	1
MERCY MEDICAL CENTER INC			1	100%	1
MBMG OF WINTER HAVEN			1	100%	1
MID-SOUTH URGENT CARE, PLLC			1	100%	1
TITUSVILLE TOWERS ASSISTED LIVING		1			1
YOUR KIDS URGENT CARE			1	100%	1
WALMART PHARMACY 10-4554		1			1
UNIVERSITY OF MIAMI - LENNAR CENTER			1	100%	1
FAMILY PRACTICE OF CENTRAL FLORIDA PA			1	100%	1
HUNTSVILLE HOSPITAL			1	100%	1
CLERMONT PEDIATRICS, PA			1	100%	1
COLOMBO'S PHARMACY		1			1
Crisp Regional Nursing and Rehab Center		1			1
POETS WALK SARASOTA			1	100%	1
LEGACY AT HIGHWOODS PRESERVE		1			1

# COVID-19: testing by laboratory

Data through Mar 24, 2021 verified as of Mar 25, 2021 at 09:25 AM

Data in this report are provisional and subject to change.

The numbers in the table below represent the number of Florida and non-Florida residents for whom test results were received by the Department of Health. A person can be tested by more than one laboratory and can have both positive and negative results. **Therefore, the sum of the numbers in each column will be larger than the total number of people tested.**

Reporting lab	Inconclusive	Negative	Positive	Percent positive	Total
Kroger 126 - The Little Clinic Cottonwood		1			1
CVS IL2297652CV CHICAGO		1			1
EMERALD HEALTH CARE		1			1
LADY OF THE SEA HOSPITAL LAB			1	100%	1
MEMORIAL HOSPITAL LOS BANOS			1	100%	1
STAMFORD HOSPITAL			1	100%	1
WHEATON FRANCISCAN LABORATORY			1	100%	1
MARYLAND DEPARTMENT OF HEALTH AND MENTAL HYGIENE			1	100%	1
OHIOHEALTH URGENT CARE			1	100%	1
MEDLABS OF FLORIDA LLC D/B/A MEDLABS DIAGNOSTICS		1			1
FREEPORT ER DOX URGENT CARE		1			1
Kroger 356 - The Little Clinic Middletown		1			1
CVS NE8616POCT LINCOLN		1			1
INTERNAL MEDICINE ASSOCIATES		1			1
SAINT ALPHONSUS REGIONAL MEDICAL CENTER			1	100%	1
MEMPHIS URGENT CARE #2, LLC			1	100%	1
DORA HOME CARE			1	100%	1
AURORA CONSOLIDATED LABORATORY			1	100%	1
ADVANCE HEALTH AND WELLNESS SOLUTIONS			1	100%	1
TREASURE COAST COMMUNITY HEALTH INC			1	100%	1
PANCARE HEALTH - CARR ELEM & MIDDLE SCHOOL			1	100%	1
Carrollton Manor Inc		1			1
Pinnacle Assisted Living			1	100%	1
HIGH DESERT COURT GROUP HOME			1	100%	1
WALGREENS #5130			1	100%	1
CLINICAL MICROBIOLOGY LAB FAIRVIEW UNIVERSITY HOSPITAL			1	100%	1
ALLEGANY COUNTY DEPARTMENT OF HEALTH		1			1
STERLING HOUSE OF PORT ORANGE		1			1
LAKE LURE HEALTH CENTER			1	100%	1
Walgreens #3661		1			1
WEST PENSACOLA DIALYSIS CENTER			1	100%	1
STEWART FLORIDA ALF, INC			1	100%	1
CHRISTIANA HOSPITAL		1			1
PASTEUR MEDICAL HIALEAH GARDEN LLC			1	100%	1
CUSTOM SCRIPTS PHARMACY		1			1
AIRCARE INTERNATIONAL		1			1
Kroger 531 - The Little Clinic Waterville		1			1
MINUTE CLINIC DIAGNOSTIC MED GRP OF CA		1			1
Kroger 717 - The Little Clinic Dolphin Drive			1	100%	1
The Center at Centennial			1	100%	1
CVS OH2540POCT HILLIARD		1			1
Louis Stokes Cleveland VA - Midtown Dialysis Center		1			1
B2 URGENT CARE			1	100%	1
WELLCARE URGENT CARE			1	100%	1
SMA BEHAVIORAL HEALTH SERVICES INC		1			1
FRESENIUS SOUTH FORT MYERS		1			1
Kroger 705 - The Little Clinic Richmond		1			1

# COVID-19: testing by laboratory

Data through Mar 24, 2021 verified as of Mar 25, 2021 at 09:25 AM

Data in this report are provisional and subject to change.

The numbers in the table below represent the number of Florida and non-Florida residents for whom test results were received by the Department of Health. A person can be tested by more than one laboratory and can have both positive and negative results. **Therefore, the sum of the numbers in each column will be larger than the total number of people tested.**

Reporting lab	Inconclusive	Negative	Positive	Percent positive	Total
TALLAHASSEE DIALYSIS		1			1
LPG PRIMARY CARE AT LABELLE			1	100%	1
ERIE COUNTY EMERGENCY SERVICES DIV OF		1			1
CAH ACQUISITION COMPANY 11 LLC			1	100%	1
SPARTA HEALTH & REHAB		1			1
PULMONARY MEDICINE		1			1
Heritage Inn Health and Rehabilitation		1			1
Kroger 753 - The Little Clinic Goss Avenue		1			1
Kroger 698 - The Little Clinic 14th Street/Bell		1			1
DOCTORS CHOICE HOME CARE INC			1	100%	1
MED-LAKE LABORATORY			1	100%	1
BREVARD FAMILY WALK IN CLINIC			1	100%	1
WINNIFRED ASSISTED LIVING FACILITY INC		1			1
NORWALK HOSPITAL			1	100%	1
CSI LABORATORIES FLORIDA			1	100%	1
QC LABORATORY			1	100%	1
MERITER LABORATORIES			1	100%	1
Washington County Nursing HMe			1	100%	1
ST JOSEPHS CHILDRENS HOSPITAL PEDI TRANSPORT			1	100%	1
MARTIN ARMY COMMUNITY HOSPITAL			1	100%	1
WALGREENS #15369		1			1
PALMA CEIA MED GROUP-SWANN		1			1
COMMUNITY			1	100%	1
BETHESDA HOSPITAL EAST BLOOD GAS LAB			1	100%	1
Oak Hill Health & Rehabilitation Center			1	100%	1
WINDMOOR HEALTHCARE			1	100%	1
Manor Care Health Care Services - Williamsport North		1			1
CATERPILLAR INC - MIAMI DISTRIBUTION CENTER			1	100%	1
GWINNETT MEDICAL CENTER			1	100%	1
CVS TX7431POCT ROWLETT		1			1
Hillside Manor Rehabilitation and Extended Care Center		1			1
AUTUMN CARE OF STATESVILLE, LLC		1			1
SOUTHWEST REGIONAL PCR LABORATORY			1	100%	1
Michael J Crescenz VA Outpatient Dialysis Center		1			1
THE EMORY CLINIC			1	100%	1
NABI		1			1
Walgreens #12153		1			1
WAKE FOREST MEDICAL CENTER LABORATORY			1	100%	1
PREVENTIVE CARDIOLOGY AND INTERNAL MEDICINE ASSOCI			1	100%	1
CORE OCCUPATIONAL MEDICINE			1	100%	1
METHODISM MIDLOTHIAN MEDICAL CENTER			1	100%	1
NORTHWEST FLORIDA SPECIALTY PHYSICIANS LLC		1			1
IRA FIALKO DO			1	100%	1
ALBUQUERQUE INDIAN HEALTH CENTER		1			1
ROSE MEDICAL CENTER LAB			1	100%	1
GAMMA HEALTHCARE, INC		1			1
WILLOWBROOKE COURT AT MATTHEWS GLEN		1			1

# COVID-19: testing by laboratory

Data through Mar 24, 2021 verified as of Mar 25, 2021 at 09:25 AM

Data in this report are provisional and subject to change.

The numbers in the table below represent the number of Florida and non-Florida residents for whom test results were received by the Department of Health. A person can be tested by more than one laboratory and can have both positive and negative results. **Therefore, the sum of the numbers in each column will be larger than the total number of people tested.**

Reporting lab	Inconclusive	Negative	Positive	Percent positive	Total
LOUIS STOKES CLEVELAND VA MEDICAL CENTER			1	100%	1
PRIORITY CARE LLC			1	100%	1
GADSDEN FAMILY PRACTICE		1			1
WALKIN MEDICAL URGENT CARE,NEW CITY			1	100%	1
SUMMIT DETOX INC			1	100%	1
MD NOW MEDICAL CENTERS, INC			1	100%	1
CLEVELAND HEARTLAB			1	100%	1
Greene Meadows Nursing and Rehabilitation Center		1			1
SISTERS MISSION			1	100%	1
MEDEXPRESS URGENT CARE - ROCKAWAY		1			1
FALKVILLE HEALTHCARE		1			1
Nemours Children's Clinic-Orla			1	100%	1
FRESENIUS MEDICAL CARE TRADTION			1	100%	1
SIGNATURE CARE MIDLAND			1	100%	1
LP Marietta II, LLC		1			1
CITRONELLE HEALTH AND REHABILITATION CENTER		1			1
NEW ULM MEDICAL CENTER			1	100%	1
HALIFAX FAMILY HEALTH CENTER			1	100%	1
MEDERI CARETENDERS VS OF SE FL LLC DBA			1	100%	1
MEDEXPRESS-DOVER		1			1
SANTA CLARA VALLEY MEDICAL CENTER			1	100%	1
NEMOURS CHILDREN'S PRIMARY CARE			1	100%	1
CVS IL7142POCT LOCKPORT		1			1
COASTAL PEDIATRICS LLC			1	100%	1
MDS PHARMA SERVICES		1			1
HARDEN DIALYSIS		1			1
COURTLAND TERRACE		1			1
A G RHODES HOME AT WESLEY WOODS		1			1
A.G. Rhodes		1			1
White Oak Manor - Rock Hill		1			1
DEVLIN MANOR NURSING AND REHABILITATION		1			1
LOUIS A JOHNSON VAMC		1			1
PEDIATRIC URGENT CARE CENTR OF FORT WORTH-LA GRAN			1	100%	1
Chateau Dville Rehab & Retirement		1			1
BAPTIST HEALTH PRIMARY CARE AT DORAL			1	100%	1
TAYLOR COUNTY HEALTH DEPARTMENT			1	100%	1
Victory Health and Rehabilitation			1	100%	1
MID-FLORIDA PATHOLOGY LLC		1			1
NEW YORK CITY DEPARTMENT OF HEALTH			1	100%	1
BAPTIST HEALTH PRIMARY CARE AT CUTLER BAY			1	100%	1
Kroger 368 - The Little Clinic Frankfort West		1			1
CARSON NURSING AND REHABILITATION CENTER		1			1
PINNACLE DIALYSIS		1			1
BETHESDA HEALTH PHYSICIANS GROUP		1			1
ALLIED PHYSICIANS GROUP		1			1
WALGREENS #06025		1			1
USC VERDUGO HILLS HOSPITAL			1	100%	1



# COVID-19: testing by laboratory

Data through Mar 24, 2021 verified as of Mar 25, 2021 at 09:25 AM

Data in this report are provisional and subject to change.

The numbers in the table below represent the number of Florida and non-Florida residents for whom test results were received by the Department of Health. A person can be tested by more than one laboratory and can have both positive and negative results. **Therefore, the sum of the numbers in each column will be larger than the total number of people tested.**

Reporting lab	Inconclusive	Negative	Positive	Percent positive	Total
BEACHSIDE DETOX		1			1
Brookcrest Nursing Home		1			1
YORK HOSPITAL: MICROBIOLOGY			1	100%	1
ST JOHNS EPISCOPAL HOSPITAL SOUTH SHORE		1			1
CARENOW LAKE WORTH			1	100%	1
UUHC - REDSTONE HEALTH CENTER LABORATORY			1	100%	1
Kroger 97 - The Little Clinic Hutchinson		1			1
Sherwood Oaks Health Center			1	100%	1
CVS NE2741POCT LA VISTA		1			1
STATE OF CALIFORNIA DOH SERVICES			1	100%	1
CVS MA654POCT ACTON		1			1
ALBANNA PEDIATRICS CENTER			1	100%	1
Altenheim Senior Living		1			1
CASA DE ORO CARE AND REHABILITATION CE		1			1
FIT4LIFE MEDICAL CENTER			1	100%	1
HAMILTON CI MAIN UNIT ANNEX/ WORK CAMP			1	100%	1
MONMOUTH MEDICALC ENTER		1			1
MEDHEALTH CLINICAL INC			1	100%	1
DAYTONA BEACH CENTRA CARE			1	100%	1
ASCARATE DIALYSIS			1	100%	1
MEDEXPRESS URGENT CARE - LODI		1			1
LABTECH DIAGNOSTICS			1	100%	1
RENOWN REGIONAL MEDICAL CENTER			1	100%	1
OCEAN MEDICAL CENTER		1			1
C V S / PHARMACY #4396		1			1
Ramsey Village		1			1
UNIVERSITY OF VERMONT MEDICAL CENTER			1	100%	1
FLORIDA KEYS PED AND ADOLES CTR			1	100%	1
Kroger 569 - The Little Clinic Gallatin		1			1
STEPHENS COUNTY HOSPITAL			1	100%	1
ORMOND PEDIATRICS PA			1	100%	1
SOUTHERN HILLS MEDICAL CENTER			1	100%	1
PLANT CITY FAMILY CARE		1			1
HALE KUPUNA HERITAGE HOME		1			1
URGENTMED PLANTATION			1	100%	1
WILLOW DALE WELLNESS VILLAGE APARTMENT		1			1
SEVEN HILLS HEALTHCARE GROUP LLC DBA		1			1
WORKFORCE HEALTH DEPARTMENT			1	100%	1
Kroger 397 - The Little Clinic Frankfort East		1			1
Kroger 618 - The Little Clinic Trail Creek Village		1			1
SANITAS RESEARCH LLC			1	100%	1
ABSOLUTE QUICK CARE			1	100%	1
ASHLEY PEDIATRICS DAY & NIGHT CLINIC			1	100%	1
PUBLIC HEALTH LABORATORIES			1	100%	1
HUDSON REGIONAL HOSPITAL			1	100%	1
Hearthstone Nursing and Rehabilitation Center		1			1
OCCUPATIONAL HEALTH CENTER		1			1

# COVID-19: testing by laboratory

Data through Mar 24, 2021 verified as of Mar 25, 2021 at 09:25 AM

Data in this report are provisional and subject to change.

The numbers in the table below represent the number of Florida and non-Florida residents for whom test results were received by the Department of Health. A person can be tested by more than one laboratory and can have both positive and negative results. **Therefore, the sum of the numbers in each column will be larger than the total number of people tested.**

Reporting lab	Inconclusive	Negative	Positive	Percent positive	Total
MEDICAL CITY DENTON			1	100%	1
NEWCARE PRIMARY MEDICINE			1	100%	1
Southwest Louisiana Veterans Home			1	100%	1
KATHY L ANDERSON DO PA			1	100%	1
ASSOCIATES MD MEDICAL GROUP INC			1	100%	1
ANY LAB TEST FAST CORP			1	100%	1
BAYFRONT CARDIOVASCULAR ASSOCIATES			1	100%	1
MEDICAL ARTS LABORATORY			1	100%	1
GOSHEN HOSPITAL			1	100%	1
Monument Health Custer Care Center		1			1
Walgreens #9121		1			1
LIFELINK TRANSPLANT INSTITUTE LAB			1	100%	1
ALTAMONTE SPRINGS WALK IN MED CENTER			1	100%	1
BIOLOGICAL AND CHEMICAL EMERGENCIES LABORATORY			1	100%	1
FLORIDA CLINICAL RESEARCH CENTER, LLC			1	100%	1
JP MORGAN CHASE HEALTH SERVICES			1	100%	1
Allen Health and Rehabilitation		1			1
Dugan Memorial Home		1			1
JOHN PETER SMITH HOSPITAL- OB TRIAGE			1	100%	1
MEMORIAL SATILLA HEALTH			1	100%	1
SOUTHWESTERN STATE HOSPITAL LABORATORY			1	100%	1
AMERICAN FAMILY CARE - SMYRNA			1	100%	1
PUBLIX PHARMACY #1122		1			1
BROADWAY HEALTH FLORIDA MEDICAL CLINIC URGENT CARE			1	100%	1
GARDEN VIEW CARE CENTER		1			1
HEARTLAND OF ZEPHYRHILLS FL, LLC			1	100%	1
MEDCARE-GARNERS FERRY			1	100%	1
WESTCOAST FAMILY PRACTICE		1			1
FHPG SURGICAL ASSOCIATES OF EAST PASCO			1	100%	1
WEST BOCA MEDICAL CENTER			1	100%	1
BIOMERIEUX			1	100%	1
CLINICAL RESEARCH OF WEST FLORIDA		1			1
BLANCHARD VALLEY HOSPITAL LABORATORY			1	100%	1
HALIFAX HEALTH PRIMARY CARE ORMOND			1	100%	1
CENTRAL JERSEY URGENT CARE OF GREEN BR		1			1
CLARKSVILLE HEALTH SYSTEM			1	100%	1
CLINICAL PATHOLOGY LABORATORIES SOUTHEAST INC			1	100%	1
CARESPOT EXPRESS HEALTHCARE BOYNTON BEACH			1	100%	1
Hillside Rehab and Care Center			1	100%	1
TAMPA HEALTH CARE PROVIDERS PA		1			1
Strasburg Care Center		1			1
OAKWOOD HOSPITAL - SOUTHSORE			1	100%	1
SACRED HEART HOSPITAL NURSING			1	100%	1
Walgreens #5065		1			1
ALL CHILDRENS PEDIATRIC CLINIC			1	100%	1
Advanced Rehabilitation of Vernon		1			1
Providence VAMC		1			1

# COVID-19: testing by laboratory

Data through Mar 24, 2021 verified as of Mar 25, 2021 at 09:25 AM

Data in this report are provisional and subject to change.

The numbers in the table below represent the number of Florida and non-Florida residents for whom test results were received by the Department of Health. A person can be tested by more than one laboratory and can have both positive and negative results. **Therefore, the sum of the numbers in each column will be larger than the total number of people tested.**

Reporting lab	Inconclusive	Negative	Positive	Percent positive	Total
SPECIALTY MOLECULAR - DENVER			1	100%	1
GENESIS HEALTH SYSTEM			1	100%	1
THE MEDICAL CENTER			1	100%	1
NEW HORIZON PRIMARY CARE LLC			1	100%	1
SJMC PHYSICIAN SERVICES			1	100%	1
BOCA CIEGA CENTER			1	100%	1
Williamstown Commons			1	100%	1
FAITH FAMILY PRACTICE			1	100%	1
CVS NC6633POCT FAYETTEVILLE		1			1
ORANGE PEDIATRICS PA			1	100%	1
TITUSVILLE CENTER FOR SURGICAL EXCELLENCE LLC		1			1
PINEBROOK CARE AND REHABILITATION CENTER			1	100%	1
CONCENTRA - TAMPA EAST		1			1
CENTRAL CAROLINA HOSPITAL			1	100%	1
NEW YORK UNIVERSITY MEDICAL CENTER			1	100%	1
ANMED HEALTH MEDICAL CENTER			1	100%	1
CTMD MEDICAL CENTER, PA			1	100%	1
KINGWOOD EMERGENCY CENTER			1	100%	1
DIXIE REGIONAL MEDICAL CENTER			1	100%	1
CROZER-CHESTER MEDICAL CENTER			1	100%	1
DESTIN SURGERY CENTER LTD		1			1
BRIGHAM YOUNG UNIV STUDENT HEALTH CTR			1	100%	1
Salem Hills Rehabilitation and Nursing Center		1			1
MED BAR LLC		1			1
AVERA ST. MARY'S HOSPITAL			1	100%	1
2504-HOMEWOOD		1			1
WASHINGTONVILLE PHARMACY INC		1			1
ALDEN PHARMACY		1			1
MY INSTADOC - HOWELL URGENT CARE		1			1
AURORA MEDICAL CENTER-KENOSHA			1	100%	1
MARTIN MEMORIAL MEDICENTER			1	100%	1
HORIZON MEDICAL CENTER			1	100%	1
Kroger 63 - The Little Clinic Glassford Hill Rd		1			1
ADVENTHEALTH DURAND			1	100%	1
EXPRESS WALK IN MEDICAL CENTER			1	100%	1
SYCAMORE MEDICAL CENTER-KETTERING HEALTH NETWORK			1	100%	1
Waters of Covington		1			1
MEDEX CLINIC LLC			1	100%	1
JOSHUA E CHESIR MD		1			1
SAINT AGNES HOSPITAL			1	100%	1
FAU MEMORY & WELLNESS CENTER			1	100%	1
FLORIDA HEALTH CARE MEDICAL GROUP		1			1
ENZO LABS INC			1	100%	1
BROOKSVILLE REGIONAL HOSPITAL			1	100%	1
ORLANDO PHYSICIAN NETWORK		1			1
San Antonio Residence and Rehabilitation Center		1			1
OUCH URGENT CARE			1	100%	1

# COVID-19: testing by laboratory

Data through Mar 24, 2021 verified as of Mar 25, 2021 at 09:25 AM

Data in this report are provisional and subject to change.

The numbers in the table below represent the number of Florida and non-Florida residents for whom test results were received by the Department of Health. A person can be tested by more than one laboratory and can have both positive and negative results. **Therefore, the sum of the numbers in each column will be larger than the total number of people tested.**

Reporting lab	Inconclusive	Negative	Positive	Percent positive	Total
Kroger 016 - The Little Clinic Centennial		1			1
ADVANCE MD CARE			1	100%	1
STAT EMERGENCY CENTER			1	100%	1
EAST COAST INSTITUTE FOR RESEARCH LLC			1	100%	1
SAINT JOSEPHS HOSPITAL OF ATLANTA			1	100%	1
Walgreens #9620		1			1
Glen Haven Health and Rehabilitation LLC		1			1
ADAMS COUNTY HEALTH DEPARTMENT			1	100%	1
Kroger 907 - The Little Clinic Holland		1			1
QUALITY URGENT CARE CENTER			1	100%	1
BAYLOR SCOTT & WHITE ALL SAINTS MEDICAL CENTER FT			1	100%	1
SAN JOSE CLINIC		1			1
OXLEY PARK HEALTH & REHAB		1			1
HARTFORD HEALTH CARE & REHABILITATION			1	100%	1
MED FIRST IMMEDIATE CARE AND FAMILY PRACTICE			1	100%	1
FAYETTE MEDICAL CENTER LAB		1			1
MEDEXPRESS URGENT CARE - HADLEY		1			1
FORT MYERS DIALYSIS		1			1
VIP STARNETWORK		1			1
PULMONARY, CRITICAL CARE AND SLEEP DISORDERS INSTITUTE OF SOUTH FLORID			1	100%	1
PULSE MEDICAL DOCTOTS LLC			1	100%	1
ATLANTIS VISION CENTER			1	100%	1
TILE PHARMACY		1			1
ICARE		1			1
ADVANCED LABORATORY SERVICES			1	100%	1
CAREWELL URGENT CARE FITCHBURG			1	100%	1
Manassas Health & Rehab			1	100%	1
EH FARGO HOSPITAL LABORATORY			1	100%	1
BEAUMONT REFERENCE LABORATORY			1	100%	1
ABRAKIDABRA KIDS CLINIC			1	100%	1
PROGENESIS INC			1	100%	1
CVS IL2297651CV JOLIET		1			1
CVS OH3481POCT MARYSVILLE		1			1
Bayou Vista Community Care Center			1	100%	1
Ravenwood Speciality Care		1			1
MIAMI CHILDRENS HOSPITAL MIDTOWN OUTPATIENT CENTER			1	100%	1
JPS HEALTH CENTER AT TRUE WORTH PLACE			1	100%	1
PUBLIX PHARMACY # 1236			1	100%	1
SLIDELL MEMORIAL HOSPITAL			1	100%	1
ARTESIAN HOME		1			1
ADVENTHEALTH WATERMAN COMMUNITY CLINIC			1	100%	1
Good Samaritan Society-Atkinson		1			1
URGENT TEAM MANAGEMENT OF TENNESSEE, L			1	100%	1
Brattleboro Crossings LLC dba Pine Heights at Brattleboro		1			1
ADVENTHEALTH MEDICAL GROUP UROLOGY AT EAST ORLANDO		1			1
Kroger 541 - The Little Clinic Long Hollow Pike		1			1
GENESIS MICROBIOLOGY LAB		1			1

# COVID-19: testing by laboratory

Data through Mar 24, 2021 verified as of Mar 25, 2021 at 09:25 AM

Data in this report are provisional and subject to change.

The numbers in the table below represent the number of Florida and non-Florida residents for whom test results were received by the Department of Health. A person can be tested by more than one laboratory and can have both positive and negative results. **Therefore, the sum of the numbers in each column will be larger than the total number of people tested.**

Reporting lab	Inconclusive	Negative	Positive	Percent positive	Total
PROGRESSIVE MEDICAL RESEARCH			1	100%	1
NORTHSIDE HOSPITAL DULUTH			1	100%	1
CVS TX7824POCT GARLAND		1			1
Home Health Care Clinic		1			1
SOMA MEDICAL CENTER PA #2			1	100%	1
Niles Nursing and Rehab. Center		1			1
BOTTINEAU GOOD SAMARITAN CENTER		1			1
WATERTOWN URGENT CARE		1			1
WESTON COUNTY HEALTH SERVICES			1	100%	1
PROVIDENCE ST PETER HOSPITAL		1			1
Grays Harbor Health and Rehabilitation		1			1
FAMILY AND INTERNAL MEDICINE ASSOCIATES		1			1
CHOTA COMMUNITY HEALTH SERVICES		1			1
CLEVELAND CLINIC OHIO LABORATORIES			1	100%	1
NHC DICKSON		1			1
CORONA CONCIERGE, LLC		1			1
WASHINGTON SOLDIERS HOME AND COLONY		1			1
LP ELIZABETHTON		1			1
NATIONAL INSTITUTES OF HEALTH CLINICAL CENTER			1	100%	1
Accordius Health at Harrisonburg		1			1
HOLLAND COMMUNITY HOSPITAL		1			1
MYKIDZMD PEDIATRICS PLLC		1			1
PEACE OF MIND REHAB CENTER		1			1
Memorial Health Care Center			1	100%	1
JOHNSON & JOHNSON VISION CARE-VISTAKON			1	100%	1
HAWKEYE CARE CENTER DUBUQUE		1			1
SUMMIT HEALTHCARE REGIONAL MEDICAL		1			1
Bethel Lutheran Nursing & Rehabilitation Center		1			1
UCH LAB			1	100%	1
CVS MA915POCT BEVERLY			1	100%	1
ST LUKES SURGICAL AT THE VILLAGES INC			1	100%	1
BAYLOR SCOTT AND WHITE MEDICAL CENTER -CENTENTENNIAL			1	100%	1
Oregon Veterans Home The Dalles		1			1
CAREWELL 203			1	100%	1
HIBISCUS COURT			1	100%	1
MIDWEST COVENANT HOME, INC		1			1
CFHC - FROSTPROOF			1	100%	1
ORMOND MEDICAL ARTS FAMILY PRACTICE PL			1	100%	1
HEARTLAND OF MARIETTA OH LLC DBA		1			1
PINELLAS POINT NURSING AND REHAB CENTER			1	100%	1
NORTH RIVER FAMILY HEALTH CENTER			1	100%	1
SUNCOAST PRIMARY CARE LLC			1	100%	1
ATHENS LIMESTONE HOSPITAL		1			1
JUP Serology SubSection			1	100%	1
CONCENTRA - OCALA		1			1
LACKAWANNA HEALTH AND REHAB CENTER		1			1
STEPHEN G NELSON MD PA			1	100%	1



# COVID-19: testing by laboratory

Data through Mar 24, 2021 verified as of Mar 25, 2021 at 09:25 AM

Data in this report are provisional and subject to change.

The numbers in the table below represent the number of Florida and non-Florida residents for whom test results were received by the Department of Health. A person can be tested by more than one laboratory and can have both positive and negative results. **Therefore, the sum of the numbers in each column will be larger than the total number of people tested.**

Reporting lab	Inconclusive	Negative	Positive	Percent positive	Total
REFERENCE LABORATORY			1	100%	1
BIODORON LABORATORIES			1	100%	1
BLACKBERRY CENTER, THE		1			1
LIMA MEMORIAL HOSPITAL			1	100%	1
MISSION REGIONAL MEDICAL CENTER			1	100%	1
ADVANCE CARDIOVASCULAR IMAGING, INC			1	100%	1
WILLOWBROOKE CT AT LIMA ESTATES		1			1
ATHENA PLASTIC SURGERY		1			1
TEVAPHARM			1	100%	1
EXPRESS LAB LIVINGSTON			1	100%	1
FIVE STAR PREMIER RESIDENCES OF POMPANO BEACH			1	100%	1
Masonic Medical Research Institute			1	100%	1
GENESIS HOME HEALTH CARE SERVICES OF			1	100%	1
CHATEAU MADELEINE - SENIOR LIVING & MEMORY CARE			1	100%	1
URGENT CARE OF KANSAS CITY			1	100%	1
FOCUSED CARE AT ALLENBROOK		1			1
WALGREEN#12147		1			1
TREASURE COAST PRIMARY CARE		1			1
SUNRISE/QUAY COUNTY HEALTH CLINIC		1			1
HALEYVILLE HEALTH CARE CENTER		1			1
COMMUNITY MEDICAL CENTER-ORANGE CITY		1			1
WALGREENS # 11165		1			1
ARCADIA DIALYSIS CENTER			1	100%	1
MORGAN STANELY HEALTH CENTER		1			1
REGIONAL MEDICAL LABORATORY			1	100%	1
KEY BISCAYNE PEDIATRIC ASSOCIATES INC			1	100%	1
Southern Pines Healthcare Center		1			1
PSL JAX BEACH OPERATIONS LLC			1	100%	1
FRONT PORCH PEDIATRICS PLLC			1	100%	1
MEDEXPRESS URGENT CARE - WESTFIELD, E MAIN ST			1	100%	1
BRADENTON CONVENTION CENTER			1	100%	1
HIGHLANDS CLINICAL LABORATORY			1	100%	1
BETHESDA DIALYSIS			1	100%	1
MORSELIFE HOME CARE INC			1	100%	1
Freedom Pointe at The Villages			1	100%	1
CONVENIENT MEDICAL AND HEALTH SERVICES			1	100%	1
REHABILITATION CENTER OF SOUTH GEORGIA		1			1
SELECT SPECIALTY HOSPITAL - ORLANDO SOUTH			1	100%	1
Community Care Center of Heritage House, LLC			1	100%	1
MT SINA1 HOSPICE			1	100%	1
Bolingreen Health and Rehabilitation		1			1
THE TOLEDO HOSPITAL			1	100%	1
COLONIAL HEALTH CARE		1			1
SPECTRUM LABORATORY			1	100%	1
TEXAS HEALTH HARRIS METHODIST HOSPITAL			1	100%	1
UNIVERSITY OF SOUTH FLORIDA			1	100%	1
WEST BOYNTON DIALYSIS			1	100%	1

# COVID-19: testing by laboratory

Data through Mar 24, 2021 verified as of Mar 25, 2021 at 09:25 AM

Data in this report are provisional and subject to change.

The numbers in the table below represent the number of Florida and non-Florida residents for whom test results were received by the Department of Health. A person can be tested by more than one laboratory and can have both positive and negative results. **Therefore, the sum of the numbers in each column will be larger than the total number of people tested.**

Reporting lab	Inconclusive	Negative	Positive	Percent positive	Total
GALVESTON COUNTY HEALTH DISTRICT			1	100%	1
Orchid Cove at Naples			1	100%	1
VITAL CARE			1	100%	1
BAYMEADOWS PEDIATRIC CARE		1			1
HEALTHPARTNERS HUDSON CLINIC			1	100%	1
Chateau Living Center			1	100%	1
Glenburn Home		1			1
St. Anne Home		1			1
Casa Real Center		1			1
Heartland of Perrysburg		1			1
Greencroft Goshen		1			1
UNITY LONGPOND		1			1
HENRY FORD HOSPITAL			1	100%	1
FAMILY & INTERNAL MEDICINE CENTER		1			1
BAPTIST HEALTH MEDICAL PLAZA			1	100%	1
HEARTLAND NURSING & REHABILITATION		1			1
MIAMI JEWISH DIALYSIS			1	100%	1
SUNSHINE FAMILY & WELLNESS CENTER			1	100%	1
AESTHETIC PHYSICIANS PC			1	100%	1
NOVANT HEALTH PRINCE WILLIAM WELLNESS CENTER			1	100%	1
441 URGENT CARE CENTER - BROWNWOOD			1	100%	1
RM PHARMACY SERVICES INC		1			1
MORNINGSIDE NURSING AND REHABILITATION		1			1
BROOKSHIRE, THE			1	100%	1
SANFORD LABORATORIES WATERTOWN			1	100%	1
SOUTH TEXAS HEALTH SYSTEM ER - WARE ROAD			1	100%	1
ONslow COUNTY HEALTH DEPARTMENT			1	100%	1
FLAGLER PROFESSIONAL HEALTH CARE SERVICES INC		1			1
Rehab Select of Talladega		1			1
CYPRESS CREEK DIALYSIS CTR			1	100%	1
RIVERTON CBOC			1	100%	1
Wedgewood Manor		1			1
WOOD COUNTY HEALTH DEPARTMENT			1	100%	1
PRIME CARE FAMILY MEDICINE			1	100%	1
MEDEXPRESS URGENT CARE - LINCOLN		1			1
RIVERSIDE MEDICAL CENTER		1			1
HEALTH NETWORK			1	100%	1
LAREDO EMERGENCY ROOM			1	100%	1
NEW YORK STATE DEPARTMENT OF HEALTH			1	100%	1
UW MEDICINE CHU LAB			1	100%	1
CLEVELAND CLINIC FLORIDA WAIVED			1	100%	1
TENNOVA HEALTHCARE - CLEVELAND			1	100%	1
CHI MEMORIAL HOSPITAL CHATTANOOGA			1	100%	1
SAINT LEO UNIVERSITY INCORPORATED			1	100%	1
MEDEXPRESS URGENT CARE-BRENTWOOD		1			1
SPARTANBURG REGIONAL MEDICAL CENTER			1	100%	1
MEMORIAL HERMANN KATY HOSPITAL			1	100%	1

# COVID-19: testing by laboratory

Data through Mar 24, 2021 verified as of Mar 25, 2021 at 09:25 AM

Data in this report are provisional and subject to change.

The numbers in the table below represent the number of Florida and non-Florida residents for whom test results were received by the Department of Health. A person can be tested by more than one laboratory and can have both positive and negative results. **Therefore, the sum of the numbers in each column will be larger than the total number of people tested.**

Reporting lab	Inconclusive	Negative	Positive	Percent positive	Total
LEE MEMORIAL HEALTH SYSTEMS HOME HEALTH		1			1
Walgreens #5421		1			1
FAMILY PRACTICE ASSOCIATES		1			1
MEDICAL ASSOCIATES OF CARTER		1			1
NEXT LEVEL URGENT CARE (WOODLANDS)			1	100%	1
MEDONE URGENT CARE			1	100%	1
Heritage of Red Cloud		1			1
WINDERMERE PEDIATRICS			1	100%	1
Court House Center		1			1
BLAKE AT PENSACOLA OPERATION CO, LLC, THE			1	100%	1
RCP OF MEMORIAL WEST			1	100%	1
BAPTIST HOSPITAL EAST			1	100%	1
MEDEXPRESS URGENT CARE - BENTONVILLE		1			1
ADVENTHEALTH SENIOR CARE AT ORMOND			1	100%	1
AVERA SACRED HEART HOSPITAL			1	100%	1
CVS CA9823POCT SACRAMENTO		1			1
HANCOCK REGIONAL HOSPITAL		1			1
KETTERING MEDICAL CENTER			1	100%	1
MEDEXPRESS URGENT CARE, MOSSIDE		1			1
777 URGENT CARE			1	100%	1
Port Orange Nursing And Rehab Center			1	100%	1
CVS OH2381POCT LEWIS CENTER		1			1
WEST VIRGINIA UNIVERSITY HOSPITALS			1	100%	1
ASSOCIATES IN INTERNAL MEDICINE PA			1	100%	1
MULTICARE PHYSICIANS			1	100%	1
MANHATTAN EYE EAR AND THROAT HOSPITAL		1			1
TRAFALGAR DIALYSIS			1	100%	1
TIMPANOGOS REGIONAL HOSPITAL			1	100%	1
PEDIATRIC PARTNERS ZEPHYRHILLS			1	100%	1
CMC MERCY LABORATORY			1	100%	1
Signature HealthCare of Bowling Green		1			1
Smg At Bridgewater Family Medicine		1			1
NEMOURS CHILDREN HOSPITAL			1	100%	1
LANGLADE			1	100%	1
Acts Manor House		1			1
PROGRESSIVE URGENT CARE, PC			1	100%	1
SUNSHINE PEDIATRICS OF LUTz			1	100%	1
TENNOVA ER - SANGO			1	100%	1
CVS MA2600POCT WEYMOUTH			1	100%	1
Greenhaven Health and Rehabilitation		1			1
MID FLORIDA DERMATOLOGY ASSOCIATES PA			1	100%	1
CLIFTON-FINE HOSPITAL LABORATORY		1			1
ROSLYN INTERNAL MEDICINE		1			1
Life Care Center of Paradise Valley		1			1
LAB TEST KENDALL LLC		1			1
CLERMONT HEALTH DEPARTMENT			1	100%	1
NORTH FLORIDA FAMILY MEDICINE			1	100%	1

# COVID-19: testing by laboratory

Data through Mar 24, 2021 verified as of Mar 25, 2021 at 09:25 AM

Data in this report are provisional and subject to change.

The numbers in the table below represent the number of Florida and non-Florida residents for whom test results were received by the Department of Health. A person can be tested by more than one laboratory and can have both positive and negative results. **Therefore, the sum of the numbers in each column will be larger than the total number of people tested.**

Reporting lab	Inconclusive	Negative	Positive	Percent positive	Total
LOVELACE WOMEN'S HOSPITAL		1			1
IDAHO HEALTH DEPARTMENT			1	100%	1
SPORTS MEDICINE CLINIC - U OF WYOMING			1	100%	1
BAPTIST MEDICAL PLAZA AT WESTCHESTER			1	100%	1
HEARTLAND PHARMACY SEBRING			1	100%	1
UABC			1	100%	1
INTERNAL MEDICINE GROUP OF CENTRAL FLORIDA			1	100%	1
CRESTHAVEN			1	100%	1
Oakview Manor Health and Rehab		1			1
STONECREST MEDICAL CENTER		1			1
PREMIER HEALTH CARE INC			1	100%	1
BREVARD COUNTY JAIL			1	100%	1
Kroger 500 - The Little Clinic Speedway		1			1
WALGREENS #15291		1			1
SMITH KLINE			1	100%	1
CVS CA9103POCT ESCONDIDO		1			1
NEW MILFORD HOSPITAL			1	100%	1
LABORATORY COPRORATION OF AMERICA			1	100%	1
SALEM HOSPITAL REGIONAL LABORATORY		1			1
MEDEXPRESS URGENT CARE - LEOMINSTER		1			1
BOCA RATON REGIONAL HOSPITAL INC			1	100%	1
HARMONY HEALTHCARE ORLANDO INC		1			1
LANGLEY DIALYSIS			1	100%	1
Sharon Care Center			1	100%	1
SC-GA2018 MCCORMICK REHAB & HEALTHCARE		1			1
MRMC LAB MICRO			1	100%	1
Broomall Manor		1			1
TERRELL URGENT CARE			1	100%	1
Walgreens #11724		1			1
FAIRFIELD MEDICAL CENTER			1	100%	1
KEY WEST BRANCH MEDICAL CLINIC			1	100%	1
Abernethy Laurels		1			1
HEALTH GUAGE			1	100%	1
SAINT PETE MRI			1	100%	1
SPECTRUM LUDINGTON			1	100%	1
HOLMES FAMILY PRACTICE PA			1	100%	1
MAIN STREET PHARMACY OF MARCELLUS, INC		1			1
WESLEY MEDICAL CENTER			1	100%	1
Glen Oaks Health and REhabilitation		1			1
WATERBURY HOSPITAL REFERENCE LAB			1	100%	1
ST JOHNS MEDICAL CENTER		1			1
STITCHES ACUTE CARE CENTER OF CHEYENNE			1	100%	1
AMBRY GENETICS CORP	1				1
CVS MA1121POCT WESTFORD		1			1
SPRINGFIELD HOSPITAL			1	100%	1
BAPTIST ASI			1	100%	1
Hinesville VA Clinic		1			1

# COVID-19: testing by laboratory

Data through Mar 24, 2021 verified as of Mar 25, 2021 at 09:25 AM

Data in this report are provisional and subject to change.

The numbers in the table below represent the number of Florida and non-Florida residents for whom test results were received by the Department of Health. A person can be tested by more than one laboratory and can have both positive and negative results. **Therefore, the sum of the numbers in each column will be larger than the total number of people tested.**

Reporting lab	Inconclusive	Negative	Positive	Percent positive	Total
APEX HOME HEALTHCARE			1	100%	1
DEPT OF VA MEDICAL CENTER - MIAMI			1	100%	1
Integrity Healthcare of Carbondale			1	100%	1
Robinson Terrace Rehabilitation and Nursing Center		1			1
NFRC CLINICAL LAB			1	100%	1
CVS TN6414POCT SMYRNA		1			1
MEDICAL LIFE-INC GUIDEWELL EMERGENCY MEDICINE			1	100%	1
MEDEXPRESS URGENT CARE - JACKSON		1			1
ANDERSON REGIONAL MEDICAL CENTER			1	100%	1
MANCHESTER COMMONS		1			1
BRIDGES AT LIFE CARE CENTER OF OCALA, THE			1	100%	1
SIERRA HEALTH CARE CENTER		1			1
ST. LUKE'S HOSPITAL			1	100%	1
HIGHLAND PARK LAKEWOOD PRESTON HOLLOW			1	100%	1
Medicalodges Neosho			1	100%	1
MADISON AT OVIEDO			1	100%	1
JACKSBORO URGENT CARE			1	100%	1
SPECIALTY DRUG TESTING			1	100%	1
VANAJA SUREDDI MD PA			1	100%	1
Cerenity Senior Care-White Bear Lake		1			1
PREMIER FAMILY AND SPORTS MEDICINE LLC			1	100%	1
Monument Health Strugis Care Center		1			1
CHRISTUS GOOD SHEPHERD MEDICAL CENTER			1	100%	1
Henry County Health and Rehabilitation		1			1
FLORIDA ADVANCED MEDICAL AND DERM AESTHETICS LLC			1	100%	1
CVS TX7825POCT FRISCO		1			1
SC-GA2018 THE RIDGE REHABILITATION & H		1			1
INTERIM HEALTHCARE OF PALM COAST			1	100%	1
MINUTECLINIC LLC #3351			1	100%	1
LRHS Pablo Urgent Care		1			1
MYLAN-SOUTH POINT PA		1			1
DAVITA DIALYSIS-NORTH			1	100%	1
NEW ERA COMMUNITY HEALTH CENTER LLC		1			1
SARASOTA MEMORIAL HOSPITAL		1			1
Kroger 838 - The Little Clinic Fairborn		1			1
SYNERGENE LABORATORY			1	100%	1
Grand Junction VAMC		1			1
URGENT CARE CENTER OF PORT ORANGE LLC			1	100%	1
DE TAR HOSPITAL			1	100%	1
GIBSON AREA PRIMARY CARE			1	100%	1
BHS PHYSICIAN NETWORK			1	100%	1
ST VINCENT'S AMBULATORY CARE INC			1	100%	1
CDR MAGUIRE - STUART MISSION			1	100%	1
OMNICARE PHARMACY OF TEXAS 1, LP		1			1
HACKENSACK UNIVERSITY MEDICAL CENTER		1			1
Community Compassion Center of Batesville			1	100%	1
Falmouth By The Sea			1	100%	1



# COVID-19: testing by laboratory

Data through Mar 24, 2021 verified as of Mar 25, 2021 at 09:25 AM

Data in this report are provisional and subject to change.

The numbers in the table below represent the number of Florida and non-Florida residents for whom test results were received by the Department of Health. A person can be tested by more than one laboratory and can have both positive and negative results. **Therefore, the sum of the numbers in each column will be larger than the total number of people tested.**

Reporting lab	Inconclusive	Negative	Positive	Percent positive	Total
MOUNT SINAI MEDICAL CENTER HIALEAH			1	100%	1
PEDIATRIC ASSOCIATES - JACKSONVILLE			1	100%	1
HIDALGO FAMILY CLINIC			1	100%	1
WALGREENS # 12338		1			1
MEDEXPRESS URGENT CARE-MEADVILLE			1	100%	1
EAST END PEDIATRICS		1			1
CHI ST ALEXIUS TRANSITIONAL CARE UNIT		1			1
MID FLORIDA BIOLOGICALS			1	100%	1
THE DOCTORS OFFICE OF BRICK, LLC		1			1
Signature Healthcare of Fort Wayne		1			1
MAINE HEALTH AND ENVIRONMENTAL TESTING LABORATORY			1	100%	1
INNOVATIVE HEALTH DIAGNOSTIC OF CALIFORNIA			1	100%	1
DR PHILLIPS CENTER FOR WELLNESS		1			1
Hempfield Manor		1			1
Remarkable Healthcare Dallas			1	100%	1
Diversicare of Smyrna		1			1
GSM OCED Subsection			1	100%	1
HENRY FORD WEST BLOOMFIELD HOSPITAL			1	100%	1
JERSEY IRISH MEDICAL		1			1
ELITE MEDICAL LABORATORY SOLUTIONS LLC			1	100%	1
KINGWOOD EMERGENCY HOSPITAL			1	100%	1
KANA MEDICAL			1	100%	1
BRISTOL REGINAL MEDICAL CENTER			1	100%	1
US LABORATORIES			1	100%	1
PALM COTTAGE OPERATOR LLC			1	100%	1
LABORATORIO MEDICO CENTRAL CONDOMINO MD			1	100%	1
LAKE VIEW COURT		1			1
ALAFAYA WOODS FAMILY MEDICAL CENTER		1			1
Raleigh Center (WV)			1	100%	1
SILVER SPRINGS SHORES DIALYSIS			1	100%	1
URGENT CARE OF COASTAL GEORGIA			1	100%	1
TRANSCEND PERFORMANCE AND LIFESTYLE INSTITUTE			1	100%	1
DAVENPORT PEDIATRICS CLERMONT			1	100%	1
DOCTORS MEMORIAL HOSP HOME HEALTH CARE		1			1
SPRINGBROOK HOSPITAL			1	100%	1
FORT LOUDOUN PRIMARY CARE		1			1
PEDIATRIC PARTNERS			1	100%	1
SOPHIA MEDICAL ASSOCIATES, PC			1	100%	1
Kroger - KRO01100688			1	100%	1
TGH URGENT CARE - WESTCHASE			1	100%	1
1ST MED DOTHAN			1	100%	1
UMMC MIDTOWN CAMPUS			1	100%	1
YOUR HEALTH PEDIATRICS			1	100%	1
Birmingham Nursing and Rehabilitation East LLC		1			1
ANY LAB TEST NOW JACKSONVILLE		1			1
ENCOMPASS HEALTH HOME HEALTH		1			1
Central Alabama Veterans HCS - East Campus		1			1

# COVID-19: testing by laboratory

Data through Mar 24, 2021 verified as of Mar 25, 2021 at 09:25 AM

Data in this report are provisional and subject to change.

The numbers in the table below represent the number of Florida and non-Florida residents for whom test results were received by the Department of Health. A person can be tested by more than one laboratory and can have both positive and negative results. **Therefore, the sum of the numbers in each column will be larger than the total number of people tested.**

Reporting lab	Inconclusive	Negative	Positive	Percent positive	Total
Bivins Pointe			1	100%	1
LIBERTY URGENT CARE			1	100%	1
VISTA DEL SOL MED ASSOC		1			1
MISSISSIPPI VALLEY REGIONAL BLOOD CENTER			1	100%	1
NEMOURS CHILDRENS URGENT CARE			1	100%	1
SUNY AT STONY BROOK			1	100%	1
BALLAD HEALTH MEDICAL ASSOCIATES URGENT CARE			1	100%	1
HSRE-ASL CASSELBERRY TRS, LLC			1	100%	1
ELLCOTT CENTER FOR REHABILITATION AND		1			1
Kroger - KRO03400316			1	100%	1
CONCIERGE INTERNAL MEDICINE ASSOCIATES			1	100%	1
SKYRIDGE CLINICAL ASSOCIATES		1			1
WELLNOW URGENT CARE-OSWEGO			1	100%	1
OPTIMAL MEDICINE INC		1			1
PARKWAY REGIONAL MEDICAL CENTER LAB			1	100%	1
FAIRHAVEN		1			1
Fairview			1	100%	1
Crowne Place Assisted Living		1			1
CHATSWORTH ASSISTED LIVING COMMUNITY AT PGA NATIONAL			1	100%	1
ALTA BATES SUMMIT MEDICAL CENTER CLINICAL LAB			1	100%	1
LIFE CARE CENTER OF GWINNETT		1			1
INDIAN RIVER CLINICAL LABORATORY, INC.		1			1
MCCALLIE SCHOOL-STUDENT HEALTH CENTER		1			1
PALM SPRINGS GENERAL HOSPITAL			1	100%	1
El Paso Health Care Center			1	100%	1
PENROSE HOSPITAL			1	100%	1
Ashland Place Health and Rehabilitation, LLC		1			1
ANDREWS INSTITUTE AMBULATORY SURGERY CENTER		1			1
NEW SMYRNA BEACH AMBULATORY CARE CTR			1	100%	1
WILMINGTON NURSING AND REHAB			1	100%	1
LIFEGUARD AMBULANCE SERVICE LLC - BAY COUNTY			1	100%	1
PUTNAM CO HOSPITAL-D/B/A ASBURY TOWERS		1			1
EXACCARE KINGSTON, LLC			1	100%	1
LIFESTREAM BEHAVIORAL CENTER INC			1	100%	1
LAS PALMAS MEDICAL CENTER			1	100%	1
BELLMORE PEDIATRICS		1			1
OHSU LABORATORY SERVICES		1			1
ALL PRO ORTHOPEDICS & SPORTS MEDICINE, PA			1	100%	1
SYNAPSE ANALYTICAL LABS		1			1
MERCYONE DES MOINES MEDICAL CENTER			1	100%	1
Harbert Hills Academy Nursing Home		1			1
LYSTER MAIN LAB, FT RUCKER		1			1
SHAW MEDICAL GROUP LLC			1	100%	1
SUNCOAST RESEARCH GROUP LLC			1	100%	1
Kroger 588 - The Little Clinic Thompsons Station		1			1
BORINQUEN HEALTH CENTER			1	100%	1
CLEMENT J ZABLOCKI VAMC		1			1

# COVID-19: testing by laboratory

Data through Mar 24, 2021 verified as of Mar 25, 2021 at 09:25 AM

Data in this report are provisional and subject to change.

The numbers in the table below represent the number of Florida and non-Florida residents for whom test results were received by the Department of Health. A person can be tested by more than one laboratory and can have both positive and negative results. **Therefore, the sum of the numbers in each column will be larger than the total number of people tested.**

Reporting lab	Inconclusive	Negative	Positive	Percent positive	Total
INTERNAL MEDICINE GROUP OF WINTER HAVEN PA		1			1
FLORIDA MEDICAL CLINIC PA GI			1	100%	1
CONTINENTAL HOME HEALTH CARE INC			1	100%	1
NIHCC			1	100%	1
ULTIMATE ANALYSIS LABORATORY			1	100%	1
SUN CITY DIAGNOSTIC CENTER			1	100%	1
UNIVERSITY OF FLORIDA			1	100%	1
WELLINGTON WEST 100176			1	100%	1
Waycross VA CBOC		1			1
ATHENS MEDICAL CENTER			1	100%	1
PREMIUM HOME HEALTH CARE INC			1	100%	1
EXCEPTIONAL EMERGENCY CENTER			1	100%	1
PHYSICIANS PRIMARY CARE LEHIGH PEDS			1	100%	1
DEVITA		1			1
Harris Hill Nursing Facility		1			1
CVS AZ3264POCT PHOENIX			1	100%	1
DILELLA			1	100%	1
SALEM VAMC		1			1
MISSION HOSPITAL			1	100%	1
ADVANCED RESEARCH AND DIAGNOSTIC LABORATORY UNIVERSITY OF MINNESOTA			1	100%	1
Baypoint Healthcare Center			1	100%	1
FOUNDATION LABORATORY			1	100%	1
MARTIN MEM FAMILY CARE AT ST LUCIE W			1	100%	1
DOCTORS HOSPITAL OF LAREDO			1	100%	1
ADVANCE GASTROENTEROLOGY			1	100%	1
ASHLEY CLINICAL DIAGNOSTIC LABORATORY			1	100%	1
BAPTIST HOSPITAL LABORATORY			1	100%	1
MEDICAL CENTER			1	100%	1
ROYAL PALM PEDIATRICS			1	100%	1
CERMAK HEALTH SERVICES			1	100%	1
Maplewood of Cheshire County		1			1
LADY LAKE FAMILY MEDICINE			1	100%	1
NSPIRE HEALTHCARE PLANTATION			1	100%	1
CVS MI8287POCT MACOMB		1			1
PANCARE HEALTH - BRUCE			1	100%	1
SUMMERFIELD PAIN MANAGEMENT			1	100%	1
CVS MA299POCT WORCESTER		1			1
J F K PEDIATRICS			1	100%	1
SUPREME MEDICAL GROUP PLLC			1	100%	1
FORT MYERS NORTH DIALYSIS		1			1
PHYSICIANS ASSOCIATES PA			1	100%	1
FIRST CARE WALK IN CLINIC LLC			1	100%	1
THE CLINIC ON SIXTH			1	100%	1
Kroger 006 - The Little Clinic Uintah Gardens		1			1
PM PEDIATRICS PC			1	100%	1
MEDEXPRESS URGENT CARE CHICOPEE			1	100%	1
ST MICHAEL'S ELITE MEDICAL HOSPITAL			1	100%	1

# COVID-19: testing by laboratory

Data through Mar 24, 2021 verified as of Mar 25, 2021 at 09:25 AM

Data in this report are provisional and subject to change.

The numbers in the table below represent the number of Florida and non-Florida residents for whom test results were received by the Department of Health. A person can be tested by more than one laboratory and can have both positive and negative results. **Therefore, the sum of the numbers in each column will be larger than the total number of people tested.**

Reporting lab	Inconclusive	Negative	Positive	Percent positive	Total
Indianspring of Oakley		1			1
ARIZONA STATE LABORATORY			1	100%	1
CAREHERE HUDSON BAY			1	100%	1
WESTOX LABS		1			1
ARIZA WELLNESS CARE LLC			1	100%	1
BASCOM PALMER EYE INSTITUTE			1	100%	1
LAS PALOMAS SENIOR LIVING		1			1
Riverside Nursing & Rehabilitation Center		1			1
UF HEALTH - WILDLIGHT			1	100%	1
LOPEZ		1			1
Avista Nursing and Rehab			1	100%	1
SHANNON CLARK OD, PA			1	100%	1
HAMPTON VAMC		1			1
MID FLORIDA COMMUNITY SERVICES			1	100%	1
WEST VIRGINIA LABORATORIES			1	100%	1
CARBON HEALTH			1	100%	1
Birmingham Nursing & Rehab Center		1			1
Sunnybrook Rehabilitation Center			1	100%	1
LAMARQUE DIALYSIS			1	100%	1
WELLPATH			1	100%	1
HIGHLAND LABORATORY			1	100%	1
MARTIN LUTHER KING RENAL INSTITUTE			1	100%	1
ADVANCED MEDICAL LABORATORIES (AML)			1	100%	1
CHILDRENS HEALTHCARE CTE OF NORTHERN		1			1
PALOMAR MEDICAL CENTER			1	100%	1
QUALITY LAB			1	100%	1
LOURDES URGENT CARE			1	100%	1
POUDRE VALLEY HOSPITAL			1	100%	1
COLLIER BLVD HMA PHYSICIANS MANAGEMENT LLC			1	100%	1
PROVIDENCE HOSPITAL			1	100%	1
Kroger 419 - The Little Clinic Farmington/Exeter		1			1
GARDENS PEDIATRICS			1	100%	1
TFH HOME HEALTH INC			1	100%	1
LabCorp L#09258295 M#09258285			1	100%	1
CORDOVA FAMILY PRACTICE			1	100%	1
WINCHESTER URGENT CARE, PC		1			1
CAN COMMUNITY HEALTH LLC		1			1
DSI LABORATORIES-NAPLES-7TH			1	100%	1
FALMOUTH HOSPITAL			1	100%	1
Villa Maria			1	100%	1
RAYMOND F CARON MD			1	100%	1
Consulate Health Care of Tallahassee			1	100%	1
ALABAMA REFERENCE LAB			1	100%	1
OMAHA VA MEDICAL CENTER			1	100%	1
TEXAS HEALTH ARLINGTON MEMORIAL HOSPITAL			1	100%	1
TEXAS HEALTH ARLINGTON MEMORIAL		1			1
PEDRO MENENDEZ HEALTH CENTER AT ST JOHNS			1	100%	1

# COVID-19: testing by laboratory

Data through Mar 24, 2021 verified as of Mar 25, 2021 at 09:25 AM

Data in this report are provisional and subject to change.

The numbers in the table below represent the number of Florida and non-Florida residents for whom test results were received by the Department of Health. A person can be tested by more than one laboratory and can have both positive and negative results. **Therefore, the sum of the numbers in each column will be larger than the total number of people tested.**

Reporting lab	Inconclusive	Negative	Positive	Percent positive	Total
SANTA ROSA PEDIATRICS			1	100%	1
MICROBIOLOGY DEPARTMENT			1	100%	1
MEMORIAL HOSPITAL AT GULFPORT			1	100%	1
OHIO VALLEY MANOR NURSING &		1			1
FHPG INTERNAL MEDICINE OF BRANDON			1	100%	1
FRIO REGIONAL PRIMARY CARE AND URGENT CARE CLINIC			1	100%	1
CVS AZ69POCT PEORIA		1			1
ACCURATE HEALTH SERVICES CORP			1	100%	1
SUNRISE CLINIC SANTA ROSA		1			1
YUMA REGIONAL MEDICAL CENTER			1	100%	1
PALMETTO PRIMARY CARE PHYSICIANS			1	100%	1
Good Shepherd Fairview Home, Inc.		1			1
PCG MOLECULAR			1	100%	1
DIVERSICARE OF BIG SPRINGS		1			1
DERMDX, DIV OF AURORA DIAGNOSTICS/BERNHARDT LAB		1			1
COASTAL MANOR		1			1
Spring Gate Rehab and Healthcare Center		1			1
SENCARE MANAGEMENT		1			1
PASCO COUNTY HEALTH DEPARTMENT			1	100%	1
MARYWOOD HEIGHTS		1			1
CHP COVID-19 (TX)			1	100%	1
CARING PROFESSIONAL HEALTH CARE LLC		1			1
Heartland Health Care Center Jacksonville			1	100%	1
HEALTH PLUS SUNRISE MEDICAL OFFICE			1	100%	1
LAKE VISTA DIALYSIS			1	100%	1
PUBLIX PHARMACY #1114			1	100%	1
CLINTON DRUG STORE		1			1
PCR DIAGNOSTICS			1	100%	1
VA Texas Valley Coastal Bend Harlingen HCC		1			1
ST ANTHONY COMMUNITY HOSPITAL LAB		1			1
Arlington Care Center			1	100%	1
CVS PHARMACY INC DBA CVS/PHARMACY # 10600		1			1
TILLAMOOK COUNTY GENERAL HOSPITAL LAB		1			1
RANDOLPH COUNTY HEALTH & REHABILITATIO		1			1
ST FRANCIS MEDICAL CENTER			1	100%	1
EVEXIA DIAGNOSTICS			1	100%	1
CLINICAL LABORATORY DEPARTMENT			1	100%	1
PROVIDENCE PORTLAND MEDICAL CENTER		1			1
PERRY COUNTY NURSING HOME		1			1
SOUTH DADE NURSING & REHABILITATION CENTER□			1	100%	1
Kroger 539 - The Little Clinic Memorial Blvd.		1			1
ACUTE AND COMMUNICABLE DISEASE PREVENTION			1	100%	1
TOMAH VAMC			1	100%	1
AVON PARK CLUSTER		1			1
OMNI HEALTHCARE URGENT CARE			1	100%	1
ASSISTED LIVING AT TREZEVANT		1			1
HARDIN MEMORIAL HOSPITAL - HEARTLAND PATHOLOGY CONSULTANTS			1	100%	1



# COVID-19: testing by laboratory

Data through Mar 24, 2021 verified as of Mar 25, 2021 at 09:25 AM

Data in this report are provisional and subject to change.

The numbers in the table below represent the number of Florida and non-Florida residents for whom test results were received by the Department of Health. A person can be tested by more than one laboratory and can have both positive and negative results. **Therefore, the sum of the numbers in each column will be larger than the total number of people tested.**

Reporting lab	Inconclusive	Negative	Positive	Percent positive	Total
SANCHEZ CAZAU MEDICAL GROUP			1	100%	1
GOOD SAMARITAN HOSPITAL			1	100%	1
ULTIMATE KIDNEY CARE			1	100%	1
ANDREWS			1	100%	1
OMC PRIMARY CARE - HOSPITAL CAMPUS			1	100%	1
Kroger 683 - The Little Clinic Foothills Plaza		1			1
KIOSK MEDICINE KENTUCKY LLC		1			1
MIRAMAR KIDNEY CENTER		1			1
TRIHEALTH			1	100%	1
Lemont Nursing and Rehab Center			1	100%	1
Accordius Health at Gastonia			1	100%	1
ARBOR DIAGNOSTICS, INC		1			1
Kroger 527 - The Little Clinic Hwy 70 S.		1			1
MEDEXPRESS URGENT CARE - MT EPHRAIM		1			1
KENT		1			1
Parkside Manor		1			1
ROSE HAVEN NURSING CENTER		1			1
Livingston County Center for Nursing and Rehabilitation		1			1
HEALTHCARE AND REHAB OF SANFORD			1	100%	1
MEDEXPRESS URGENT CARE - LAWTON		1			1
American Fork Care Center dba Heritage Care Center		1			1
EASTSIDE MEDICAL CLINIC		1			1
St. Catherine's manor of Findlay		1			1
SIPERSTEIN DERMATOLOGY LLC			1	100%	1
CVS NC4169POCT FAYETTEVILLE		1			1
ST JOHNS PEDIATRICS PA		1			1
VA ST LOUIS HEALTH CARE SYSTEM			1	100%	1
SKY LAKES MEDICAL CENTER		1			1
EDGAR PRICE FAMILY & CHILDREN HEALTHCARE CENTER			1	100%	1
HOUSTON MEDICAL CENTER			1	100%	1
COLONIAL VILLA GOOD SAMARITAN CENTER		1			1
MEDICAL EXAMINERS OFFICE, LEESBURG			1	100%	1
CHAMBREL AT PINECASTLE			1	100%	1
Carington Park			1	100%	1
CARESPOT - WELLINGTON			1	100%	1
RED BUG LAKE ROAD OVIEDO COVID			1	100%	1
PROMUS DIAGNOSTICS, LLC			1	100%	1
COASTAL ER IX, PHYSICIANS PREMIER			1	100%	1
WEST CARVER MEDICAL ASSOCIATES		1			1
HOSPICE OF MARION COUNTY INC			1	100%	1
BOCA GENERAL AND FAMILY MEDICINE		1			1
Kroger 670 - The Little Clinic Powell		1			1
THE LITTLE CLINIC, LLC			1	100%	1
JEFFREY A HIRSCHFIELD, MD PA			1	100%	1
HOLYOKE MEDICAL CENTER			1	100%	1
VELOCITY URGENT CARE - REDMILL			1	100%	1
PUBLIX PHARMACY #1048		1			1

# COVID-19: testing by laboratory

Data through Mar 24, 2021 verified as of Mar 25, 2021 at 09:25 AM

Data in this report are provisional and subject to change.

The numbers in the table below represent the number of Florida and non-Florida residents for whom test results were received by the Department of Health. A person can be tested by more than one laboratory and can have both positive and negative results. **Therefore, the sum of the numbers in each column will be larger than the total number of people tested.**

Reporting lab	Inconclusive	Negative	Positive	Percent positive	Total
Valley View Health and Rehabilitation, LLC		1			1
CARENOW URGENT CARE-HENDERSONVILLE		1			1
ST. VINCENT HOSPITAL			1	100%	1
LONESTAR 24HRER MANAGEMENT LLC DBA LONESTAR 24HRER			1	100%	1
WALGREENS NO 10512			1	100%	1
CARENOW-MONTGOMERY			1	100%	1
CVS HEALTH, #5962		1			1
CAROLINAS HEALTHCARE SYSTEM LAB			1	100%	1
ADVENTHEALTH HOME CARE WATERMAN			1	100%	1
Mountain City Care and Rehabilitation Center		1			1
TITUS REGIONAL MEDICAL CENTER			1	100%	1
MERRILL GARDENS AT CHAMPIONSGATE			1	100%	1
LAB. CORP. OF AMERICA			1	100%	1
ST ANTHONY'S PINELLAS CARE CLINIC			1	100%	1
Mason Health and Rehab		1			1
CVS OK6225POCT EDMOND		1			1
ST JUDE CARE CENTER		1			1
PORTAGE MEDICAL CENTER			1	100%	1
WINTER HAVEN DIALYSIS		1			1
Hawthorne House		1			1
INDIAN RIDGE		1			1
FLORIDA HEART AND VASCULAR MULTISPECIALTY GROUP PA			1	100%	1
UNIVERSITY OF TOLEDO MEDICAL CENTER			1	100%	1
VERMONT DEPT OF HEALTH LABORATORY			1	100%	1
ASSURANCE HEALTHCARE AND COUNSELING CENTER		1			1
AUGUSTA HEALTH CLINICAL LABORATORY			1	100%	1
CHI ST. LUKE'S HEALTH BCM MEDICAL CENTER			1	100%	1
HOUSTON DEPARTMENT OF HEALTH AND HUMAN SERVICES			1	100%	1
Brownwood Nusing & Rehabilitation		1			1
WEST COAST CLINICAL LABS INC			1	100%	1
Kroger 390 - The Little Clinic North College Hill		1			1
Orange City Nursing and Rehab Center			1	100%	1
PARTNERS IN PRIMARY CARE		1			1
HEALTHFORCE PARTNERS INC			1	100%	1
WAYCROSS INTRTNAL MEDICINE			1	100%	1
EDWARD HOSPITAL			1	100%	1
CLEVELAND CLINIC OUTPATIENT LABORATORY			1	100%	1
Avera Sr. James Care Center		1			1
Brown Nursing Home		1			1
Le Roy Village Green		1			1
RIVERSIDE REGIONAL MED CENTER			1	100%	1
SELF REGIONAL HEALTHCARE			1	100%	1
TREEHOUSE PEDIATRICS			1	100%	1
MERCY HOME		1			1
Medilodge of Kalamazoo		1			1
NAVARRO MEDICAL CENTERS LLC			1	100%	1
OASIS FAMILY RESORT IN THE SPRINGS LLC		1			1

# COVID-19: testing by laboratory

Data through Mar 24, 2021 verified as of Mar 25, 2021 at 09:25 AM

Data in this report are provisional and subject to change.

The numbers in the table below represent the number of Florida and non-Florida residents for whom test results were received by the Department of Health. A person can be tested by more than one laboratory and can have both positive and negative results. **Therefore, the sum of the numbers in each column will be larger than the total number of people tested.**

Reporting lab	Inconclusive	Negative	Positive	Percent positive	Total
Kroger 670 - The Little Clinic Dawson Forest Rd & Hwy 19		1			1
LAKE MARY OPTUM FLORIDA			1	100%	1
Overton Brooks VAMC		1			1
NEW RIVER HEALTH DISTRICT			1	100%	1
CAPITAL HEALTH PLAN - GOVERNORS SQUARE			1	100%	1
ORCHID TERRACE		1			1
West Bay of Tampa Center			1	100%	1
HHCS PHARMACY INC			1	100%	1
FRESENIUS KIDNEY CARE OCALA			1	100%	1
Kroger 83 - The Little Clinic Rock Road		1			1
MEDEXPRESS URGENT CARE - PATRICK STREE			1	100%	1
BAXTER REGIONAL MEDICAL CENTER			1	100%	1
VIVEX/UMTB BIOMEDICAL			1	100%	1
Perham Living			1	100%	1
OPTUM MEDICAL CLINIC IN ROCKRIMMON			1	100%	1
SANFORD HOME		1			1
TARRANT MEDICAL ASSOCIATES			1	100%	1
HEALTHCARE ASSOCIATES OF IRVING, LLP			1	100%	1
MEDEXPRESS URGENT CARE, MILLCREEK		1			1
HOWELL BRANCH COURT			1	100%	1
LONG ISLAND MINIMALLY INVASIVE SURGERY		1			1
COMMUNITY MEDICAL CARE			1	100%	1
DEL PRADO MEDICAL CENTER, INC		1			1
SSC NASHVILLE OPERATING CO LLC D/B/A		1			1
QUEST INC			1	100%	1
Kroger 682 - The Little Clinic New Holland Market			1	100%	1
FIRST CARE OF GAINESVILLE			1	100%	1
PARK AVENUE DERMATOLOGY NORTH			1	100%	1
THE LITTLE CLINIC LLC			1	100%	1
PEDRO L ORTEGA MD PA			1	100%	1
PALM BEACH DIABETES AND ENDOCRINE SPECIALISTS, PA			1	100%	1
HELGEMO & LIQU PEDIATRICS			1	100%	1
RESTORE MEDICAL PARTNERS PLLC			1	100%	1
Vibrantlife of El Paso Rehabilitation Center			1	100%	1
PEDIATRIC ASSOCIATES - DORAL			1	100%	1
HAVASU REGIONAL MEDICAL CENTER			1	100%	1
BAYOU URGENT CARE			1	100%	1
UNITED HEALTHCARE			1	100%	1
Mission Arch Center		1			1
SAINT BARNABAS MEDICAL CENTER		1			1
APPLECARE URGENT CARE			1	100%	1
TRAVIS LEE THOMPSON MD			1	100%	1
BRUSHY CREEK FAMILY HOSPITAL			1	100%	1
WOMACK ARMY MEDICAL CENTER			1	100%	1
SUNCOAST BEHAVIORAL HEALTH CENTER			1	100%	1
CVS NE8626POCT LINCOLN		1			1
KIDSVILLE PEDIATRICS III PA			1	100%	1

# COVID-19: testing by laboratory

Data through Mar 24, 2021 verified as of Mar 25, 2021 at 09:25 AM

Data in this report are provisional and subject to change.

The numbers in the table below represent the number of Florida and non-Florida residents for whom test results were received by the Department of Health. A person can be tested by more than one laboratory and can have both positive and negative results. **Therefore, the sum of the numbers in each column will be larger than the total number of people tested.**

Reporting lab	Inconclusive	Negative	Positive	Percent positive	Total
Princeton Place			1	100%	1
Wilkes-Barre VAMC		1			1
INHEALTH LIFE SCIENCES LLC			1	100%	1
ISLAND NURSING HOME			1	100%	1
HUGH CHATHAM FAMILY MEDICINE INDEPENDENCE		1			1
NORTH SHORE HEMATOLOGY-ONCOLOGY ASSOCIATES PC		1			1
NORTH PALM CHIDRENS PHYSICIANS			1	100%	1
SPEARE MEMORIAL HOSPITAL			1	100%	1
MAYO CLINICAL LABORATORIES		1			1
MOSOLF PEDIATRICS PA			1	100%	1
THE MEDICAL CENTER AT BOWLING GREEN			1	100%	1
RICHMOND MEDICAL CENTER FOR WOMEN		1			1
BRUNSWICK HEALTH AND REHABILITATION CE		1			1
APPLECARE URGENT CARE KINGSLAND			1	100%	1
UNIVERSITY OF IOWA HOSPITALS & CLINICS			1	100%	1
DOCTORS AFTER HOURS URGENT CARE CENTER			1	100%	1
LAB PLUS, LLC AT ASCENSION SAINT THOMA		1			1
LABONE		1			1
LAKE REGIONAL HEALTH			1	100%	1
PALM COAST DRAW STATION/AMERICAN HEALTH ASSOCIATES		1			1
BETHESDA HOSPITAL			1	100%	1
VIRGINIA UROLOGY		1			1
Rockcastle Health and Rehab		1			1
PEDIATRIC PARTNERS OF ZEPHYRHILLS PA			1	100%	1
Villages of St.Peters		1			1
UT HEALTH RGV CLINICAL LABORATORY			1	100%	1
UNLIMITED MEDICAL SERVICES OF FL PL DBA		1			1
PLEASANT RIDGE MANOR WEST		1			1
EASTGENE LABORATORIES		1			1
The Carrington		1			1
CONSULATE HEALTH CARE OF VERO BEACH			1	100%	1
ST VINCENTS OUTPATIENT IMAGING		1			1
USF PHYSICIANS GROUP			1	100%	1
Springdale Village		1			1
ESOTERIC LAB			1	100%	1
CVS NH1004POCT SALEM			1	100%	1
CVS NE5863POCT OMAHA		1			1
St. Ann Rehabilitation and Nursing Center		1			1
OAK HAVEN REHAB AND NURSING CENTER			1	100%	1
Kroger 465 - The Little Clinic Oakley		1			1
DR JAMES D FORBES FAMILY CARE CENTER			1	100%	1
MCLEOD MEMORIAL HOSPITAL CLARENDON			1	100%	1
AFTER HOURS CLINIC			1	100%	1
INTERMOUNTAIN HEALTHCARE LABORATORY SERVICES			1	100%	1
MARTINSVILLE HEALTH AND REHAB			1	100%	1
Autumn Care of Suffolk		1			1
UNIVERSITY OF NORTH CAROLINA HOSPITALS			1	100%	1

# COVID-19: testing by laboratory

Data through Mar 24, 2021 verified as of Mar 25, 2021 at 09:25 AM

Data in this report are provisional and subject to change.

The numbers in the table below represent the number of Florida and non-Florida residents for whom test results were received by the Department of Health. A person can be tested by more than one laboratory and can have both positive and negative results. **Therefore, the sum of the numbers in each column will be larger than the total number of people tested.**

Reporting lab	Inconclusive	Negative	Positive	Percent positive	Total
THOMAS HOSPITAL			1	100%	1
HELIX BIOMEDICS LLC			1	100%	1
IVY CREEK HEALTHCARE & WELLNESS CENTRE			1	100%	1
UF HEALTH THE VILLAGES			1	100%	1
CVS / PHARMACY #10794			1	100%	1
KROGER 785 - THE LITTLE CLINIC DIXIE HWY		1			1
WALGREENS_CHICAGO		1			1
LEHIGH PULMONARY ASSOCIATES			1	100%	1
LAKEVIEW MEDICAL CENTER		1			1
PROGRESSIVE MEDICAL LAB LLC			1	100%	1
NEMOURS CHILDRENS PRIMARY CARE CLERMONT			1	100%	1
LAKEWOOD RANCH MEDICAL GROUP LLC			1	100%	1
Kingston of Miamisburg		1			1
Ohman Family Living at Holly Assisted Living		1			1
AdventHealth Care Center Zephyrhills North			1	100%	1
ST. MARY MEDICAL CENTER		1			1
MAYO CLINIC OUTPATIENT DIALYSIS CENTER			1	100%	1
CARENOW URGENT CARE - ANTIOCH		1			1
Willowbrooke Court at Normandy Farms Estates		1			1
SUREPOINT URGENT CARE PADRE ISLAND			1	100%	1
FAMILY MEDICAL CENTER		1			1
AUSTIN URGENT CARE			1	100%	1
BNJ		1			1
MOBILE HEALTH MEDICAL SERVICES PC		1			1
ASHLEY PEDIATRICS DAY AND NIGHT CLINIC			1	100%	1
NORTH MIAMI BEACH SURGICAL CENTER			1	100%	1
BSA PHYSICIANS GROUP, INC D/B/A BSA FAMILY MEDICAL			1	100%	1
Kingston Care Center of Fort Wayne		1			1
MOUNT SINAI COMPREHENSIVE CANCER CENTER			1	100%	1
PROFESSIONAL DIALYSIS CENTER			1	100%	1
AUTUMN HOUSE			1	100%	1
Parkview Care Center			1	100%	1
Elderwood at Lancaster		1			1
PATHOLOGYT & LAB MEDICINE SERVICES			1	100%	1
Imperial Healthcare Centre			1	100%	1
Kroger 909 - The Little Clinic Hamilton			1	100%	1
Fulton County Medical Center Long Term Care			1	100%	1
DR DAN C TRIGG MEMORIAL HOSPITAL		1			1
MEDEXPRESS URGENT CARE - DERBY N ROCK		1			1
JOHN D. ARCHBOLD MEMORIAL HOSPITAL			1	100%	1
ST.ELIZABETH HEALTH CENTER	1				1
Kroger 970 - The Little Clinic Westfield			1	100%	1
ALLIED PEDIATRICS & FAMILY MEDICINE			1	100%	1
COSTAMED GRUPO MEDICO			1	100%	1
OCEANVIEW NURSING AND REHABILITAION CENTER			1	100%	1
VELOCITY URGENT CARE - LITTLE CREEK			1	100%	1
BLACK SHEEP MEDICAL			1	100%	1



# COVID-19: testing by laboratory

Data through Mar 24, 2021 verified as of Mar 25, 2021 at 09:25 AM

Data in this report are provisional and subject to change.

The numbers in the table below represent the number of Florida and non-Florida residents for whom test results were received by the Department of Health. A person can be tested by more than one laboratory and can have both positive and negative results. **Therefore, the sum of the numbers in each column will be larger than the total number of people tested.**

Reporting lab	Inconclusive	Negative	Positive	Percent positive	Total
PRIMEX CLINICAL LABORATORIES INC			1	100%	1
ALIMETRIX INC		1			1
LOWER KEYS COMMUNITY HEALTH CENTER			1	100%	1
Glenview Terrace Nursing Center		1			1
RAPID MEDLAB (002MO)		1			1
Kroger 518 - The Little Clinic Hermitage		1			1
The Evangelical Lutheran Good Samaritan Society Prescott Village		1			1
CVS OH3306POCT AKRON		1			1
DR BAWA AND ASSOCIATES			1	100%	1
MED CHOICE CENTER OF NORTH MIAMI			1	100%	1
Brynwood Health & Rehabilitation Center			1	100%	1
CYPRESS CREEK OUTPATIENT SURGICAL CTR, LLC			1	100%	1
AMERICAN MEDICAL RESPONSE - FARMER BRA		1			1
Eden Meadows		1			1
ST. LUKES HOSPITAL			1	100%	1
MEDEXPRESS URGENT CARE - VINELAND S MA		1			1
LUMICO LIFE INSURANCE COMPANY		1			1
PHOEBE PUTNEY MEMORIAL HOSPITAL		1			1
METRO HEALTH HOSPITAL LABORATORY		1			1
PHYSICIANS URGENT CARE			1	100%	1
URGENT CARE OF FORT LAUDERDALE INC			1	100%	1
CENTRAL TX MEDICAL CENTER - LAB			1	100%	1
ELAN MANATEE			1	100%	1
WALGREENS #10308		1			1
TMH PHYSICIAN PARTNERS QUINCY			1	100%	1
BAPTIST EMERGENCY HOSPITAL - KELLY			1	100%	1
CENTRAL ALABAMA HEALTH CARE SYSTEM			1	100%	1
ABE'S GARDEN/PARK MANOR APARTMENTS		1			1
LAKE MARY DIALYSIS			1	100%	1
IMMEDIATE CARE MEDICAL CENTER			1	100%	1
EAST CORE LAB			1	100%	1
Good Samaritan Society - Mountian Lake		1			1
EXAC CARE CROSSVILLE		1			1
CVS NV9586POCT RENO		1			1
SHAH			1	100%	1
CARESOUTH HHA HOLDINGS OF VIRGINIA, LLC			1	100%	1
VIVIAN SIMMONS FAMILY PRACTICE			1	100%	1
FLAGLER CARE CENTER			1	100%	1
LEHIGH REGIONAL WOUND CENTER			1	100%	1
WINTER PARK MEMORIAL HOSPITAL LABORATORY		1			1
CONWAY - SHERWOOD URGENT CARE			1	100%	1
Northern Nevada State Veterans Home		1			1
MEDICAL CLINIC OF HOUSTON			1	100%	1
LEXINGTON HOSPITAL CORPORATION			1	100%	1
Excel Care Center			1	100%	1
APOLLOMDX LLC			1	100%	1
ARNOLD PALMER HOSPITAL LAB POCT		1			1

# COVID-19: testing by laboratory

Data through Mar 24, 2021 verified as of Mar 25, 2021 at 09:25 AM

Data in this report are provisional and subject to change.

The numbers in the table below represent the number of Florida and non-Florida residents for whom test results were received by the Department of Health. A person can be tested by more than one laboratory and can have both positive and negative results. **Therefore, the sum of the numbers in each column will be larger than the total number of people tested.**

Reporting lab	Inconclusive	Negative	Positive	Percent positive	Total
BL DIAGNOSTICS LLC			1	100%	1
BAM INC		1			1
MEDCOR, INC			1	100%	1
LOUISIANA STATE LAB			1	100%	1
Kroger 929 - The Little Clinic Corryville		1			1
Miller Health Care Center			1	100%	1
Signature Healthcare of Georgetown		1			1
ADVENTHEALTH MEDICAL GROUP PEDIATRICS DIABETES &			1	100%	1
NICKLAUS CHILDREN'S DORAL OUTPATIENT CENTER			1	100%	1
ALLEGHENY GENERAL HOSPITAL			1	100%	1
WESTEX URGENT CARE, PLLC			1	100%	1
PARK AVENUE PEDIATRICS PC		1			1
SPINE & PAIN CONSULTANT PLLC		1			1
FLORIDA DEPARTMENT OF HEALTH IN CITRUS COUNTY		1			1
ADVENT HEALTH MEDICAL GROUP MULTISPECIALTY			1	100%	1
AMERICAN FAMILY CARE URGENT CARE		1			1
HOSPITAL SISTERS HEALTH SYSTEM (HSHS)			1	100%	1
TWIN			1	100%	1
BROOKDALE AVONDALE (BU 04360)			1	100%	1
GEORGE WASHINGTON UNIVERSITY HOSPITAL			1	100%	1
CHILDREN'S MEMORIAL HOSPITAL			1	100%	1
CARE ADVANTAGE			1	100%	1
SCRIPTS PLUS INC DBA THE MEDICINE SHOP		1			1
AMERICA'S ER SITE 002 LLC			1	100%	1
BRANDON OUTREACH CLINIC			1	100%	1
Metairie Healthcare Center			1	100%	1
PRIMARY & URGENT CARE CENTERS			1	100%	1
BASCOM PALMER-MICRO LAB			1	100%	1
MEDICAL UNIVERSITY OF SOUTH CAROLINA			1	100%	1
HEALTH EXPRESS		1			1
PALMETTO BAY MEDICAL CENTER			1	100%	1
GREYSTONE HOME HEALTH OF GREATER ORLANDO LLC		1			1
RESIDENCES AT MIAMI / REIGN GARDENS LLC, THE			1	100%	1
GREATER MIAMI DIALYSIS			1	100%	1
Heritage Health of Peru			1	100%	1
WALGREENS #10264		1			1
MOUNT SINAI MEDICAL CENTER AVENTURA ER			1	100%	1
MERITUS MEDICAL CENTER			1	100%	1
CURELOGICS WOUND CARE & HYPERBARIC CENTER		1			1
EMERSON HOSPITAL LABORATORY			1	100%	1
MISSOURI DEPARTMENT OF HEALTH AND SENIOR SERVICES - STATE PH LAB		1			1
LEE MEMORIAL HOSPITAL OUTPATIENT SURGERY CENTER			1	100%	1
HABANA HEALTH CARE CENTER			1	100%	1
ROCKLEDGE HEALTH & REHABILITATION CENTER			1	100%	1
Alden Lincoln Park			1	100%	1
LAKELAND MEDICAL CENTER			1	100%	1
Kroger 532 - The Little Clinic Murfreesboro		1			1

# COVID-19: testing by laboratory

Data through Mar 24, 2021 verified as of Mar 25, 2021 at 09:25 AM

Data in this report are provisional and subject to change.

The numbers in the table below represent the number of Florida and non-Florida residents for whom test results were received by the Department of Health. A person can be tested by more than one laboratory and can have both positive and negative results. **Therefore, the sum of the numbers in each column will be larger than the total number of people tested.**

Reporting lab	Inconclusive	Negative	Positive	Percent positive	Total
NORTH WEST FLORIDA DIAGNOSTIC ENOCRINOLOGY CLINIC			1	100%	1
CVS CA9485POCT MISSION VIEJO		1			1
SOUTHEASTERN INTEGRATED MEDICAL PL			1	100%	1
DOCTORS CARE - AIKEN MALL			1	100%	1
WELLMED AT LINEBAUGH AVE			1	100%	1
MEMORIAL HOSPITAL MIRAMAR WAIVED TESTING			1	100%	1
Schoenbrunn Healthcare		1			1
Kroger - KR070300083			1	100%	1
Chestnut Ridge Nursing & Rehab		1			1
CVS AZ9277POCT TUCSON		1			1
BGB SUMMIT MEDICAL GROUP		1			1
Florida Baptist Retirement Center		1			1
SANTA BARABARA ALF LLC (THE WINDSOR)			1	100%	1
INTERNAL MEDICINE EMILIA MURRAY MD PA		1			1
CENTRAL FLORIDA HOSPITALIST			1	100%	1
XSTREMEMD			1	100%	1
CVS AZ4795POCT MESA		1			1
FLORIDA HOSPITAL LAB			1	100%	1
UT MD ANDERSON CANCER CENTER-TUMOR MARKER LAB			1	100%	1
WYOMING COUNTY DEPARTMENT OF HEALTH		1			1
SHP WESTCHESTER LLC		1			1
WEST PALM BEACH PHARMACEUTICALS LLC			1	100%	1
ACCESS FAMILY CARE LLC			1	100%	1
ST GERARD'S COMMUNITY OF CARE		1			1
WALGREENS #01398			1	100%	1
GILBERT MEDICAL GROUP			1	100%	1
BRIDGEWAY CENTER INC			1	100%	1
GRAND VIEW HOSPITAL			1	100%	1
PRIMARY CARE & PEDIATRICS - SHEPHERSTOWN		1			1
CYPRESS VILLAGE REHAB CENTER		1			1
Grangeville Health and Rehab		1			1
LEGACY SPECIALTY PHARMACY CORP			1	100%	1
EMPLOYEE WELLNESS PA			1	100%	1
PINNACLE PAIN CENTER PS DBA LYNX HEALTHCARE		1			1
REGIONAL MED CTR BAYONET POINT			1	100%	1
INTEGRATED GENETICS SEQUENOM		1			1
CAMBRIDGE HEALTH ALLIANCE			1	100%	1
MOBILE INFIRMARY MEDICAL CENTER			1	100%	1
PRIMARY AND URGENT CARE			1	100%	1
CSL PLASMA LAB			1	100%	1
SOLARIS HEALTHCARE PLANT CITY		1			1
CLEMENT MANOR HEALTH CENTER		1			1
INFECTION CONTROL DEPT			1	100%	1
Oakland Nursing and Rehabilitation Center		1			1
CARESTAT HOSPICE SERVICES			1	100%	1
HEALTH AND HOPE CLINIC INC			1	100%	1
SUSAN F WILLIAMS MD PA			1	100%	1

# COVID-19: testing by laboratory

Data through Mar 24, 2021 verified as of Mar 25, 2021 at 09:25 AM

Data in this report are provisional and subject to change.

The numbers in the table below represent the number of Florida and non-Florida residents for whom test results were received by the Department of Health. A person can be tested by more than one laboratory and can have both positive and negative results. **Therefore, the sum of the numbers in each column will be larger than the total number of people tested.**

Reporting lab	Inconclusive	Negative	Positive	Percent positive	Total
MCH PHYSICIANS GROUP			1	100%	1
THEDACARE FAMILY MEDICINE GATEWAY			1	100%	1
Valley Center (WV)			1	100%	1
Peninsula Nursing and Rehabilitation Center		1			1
VA COMMUNITY BASED CLINIC - LAKE CITY			1	100%	1
NORTHERN KENTUCKY HEALTH DEPARTMENT			1	100%	1
MEDICAL CITY NORTH HILLS			1	100%	1
PRISMA HEALTH TUOMEY LABORATORY			1	100%	1
Kroger - KR070600172		1			1
CLINICAL TRIALS OF TAMPA LLC		1			1
FLORIDA EPIDEMIOLOGY PROGRAM			1	100%	1
STATE OF ALASKA			1	100%	1
SOUTHERN FAMILY HEALTH			1	100%	1
INNOVATIVE CARE II LLC			1	100%	1
GIFFORD MEMORIAL HOSPITAL		1			1
ROYAL PALM RETIREMENT CENTRE		1			1
HEALTH CARE SERVICES LC			1	100%	1
Manor Care Health Services- Wilmington			1	100%	1
Dulles Health and Rehab Center		1			1
NAVAL BRANCH HEALTH CLINIC			1	100%	1
NEW YORK PRESBYTERIAN HOSPITAL			1	100%	1
AMD			1	100%	1
5 STAR HOME HEALTH SERVICES INC		1			1
LRGHEALTHCARE		1			1
OPTUM OF HIALEAH		1			1
WEST FLORIDA MEDICAL ASSOCIATES			1	100%	1
SYNERGY DIALYSIS INC			1	100%	1
AAA MEDICAL TESTING			1	100%	1
MEDSTAR URGENT CARE, LLC			1	100%	1
BARRINGTON TERRACE NAPLES			1	100%	1
PARRISH MEDICAL GROUP			1	100%	1
VERITAS GENETICS, INC.			1	100%	1
NHC Sequatchie		1			1
SUSAN F. WILLIAMS M.D., P.A.			1	100%	1
St Mary's d'Youville Pavilion		1			1
Towne Manor West		1			1
PM PEDIATRICS OF BAYSIDE, PLLC		1			1
UNIVERSITY OF BALTIMORE WASHINGTON MEDICAL CENTER			1	100%	1
CURA LABORATORY SERVICES			1	100%	1
DAUGHTERS OF SARAH NURSING CENTER		1			1
CHILDREN'S NATIONAL MEDICAL CENTER			1	100%	1
DEVLAB, LLC			1	100%	1
CVS OH6164POCT DELAWARE		1			1
HEALTHCARE FOR THE HOMELESS			1	100%	1
JACKSON MADISON CO. GEN. HOSPITAL			1	100%	1
HUNEYCUTT FAMILY PRACTICE			1	100%	1
CENTRAL FLA PEDIATIC URGENT CARE LLC		1			1

# COVID-19: testing by laboratory

Data through Mar 24, 2021 verified as of Mar 25, 2021 at 09:25 AM

Data in this report are provisional and subject to change.

The numbers in the table below represent the number of Florida and non-Florida residents for whom test results were received by the Department of Health. A person can be tested by more than one laboratory and can have both positive and negative results. **Therefore, the sum of the numbers in each column will be larger than the total number of people tested.**

Reporting lab	Inconclusive	Negative	Positive	Percent positive	Total
LITTLE FALLS HOSPITAL LABORATORY		1			1
ORCHARD LABORATORIES			1	100%	1
FLORIDA HOME HEALTH			1	100%	1
Highland Pines Health and Rehab		1			1
HARDIN HEALTH INC		1			1
SUN CLINICAL LABORATORIES			1	100%	1
JAX FAMILY CARE		1			1
AMERICAN LAB LLC		1			1
METROPOLITAN			1	100%	1
ANDERSON FAMILY MEDICINE			1	100%	1
BEAUMONT HOSPITAL			1	100%	1
HAYS CLINICAL LAB			1	100%	1
MEMORIAL HERMANN MEDICAL GROUP-ATASCOCITA PEDS			1	100%	1
LAKE WALES DIALYSIS CENTER			1	100%	1
BROOKS REHAB			1	100%	1
NORTH COUNTY MEDICAL LAB			1	100%	1
NORTH BROWARD MEDICAL CENTER			1	100%	1
DORAL KIDNEY CENTER			1	100%	1
ASSOCIATESMD			1	100%	1
Arch Plaza Nursing and Rehabilitation Center			1	100%	1
GOOD PEDIATRICS			1	100%	1
PHYSICIANS LAB INC			1	100%	1
ER NEAR ME HULEN		1			1
SMITH			1	100%	1
CANDLER HOSPITAL			1	100%	1
SURGERY CENTER, THE			1	100%	1
UMASS MEMORIAL/MARLBORO HOSPITAL			1	100%	1
GATEWAY HEALTHCARE, PC			1	100%	1
KROGER 915 - THE LITTLE CLINIC ANDERSON			1	100%	1
MEDICAL ASSOCIATES OF THE SHOALS		1			1
Fairhaven Retirement Community		1			1
CVS NV5942POCT LAS VEGAS		1			1
HALIFAX HEALTH PRIMARY CARE			1	100%	1
KNAPP MEDICAL GROUP			1	100%	1
ADVANCED INDIVIDUALIZED MEDICINE OF NAPLES			1	100%	1
CARENOW MIDTOWN			1	100%	1
DAVENPORT DIALYSIS CENTER		1			1
Piqua Manor		1			1
Belvoir Woods Health Care Center at The Fairfax		1			1
CVS TX3702POCT KATY		1			1
MYCLINIC, INC			1	100%	1
MINUTE CLINIC DIAGNOSTIC PA			1	100%	1
CVS AZ10529POCT SCOTTSDALE		1			1
TITUSVILLE REHABILITATION AND NURSING CENTER		1			1
Kroger 767 - The Little Clinic Beaumont		1			1
VA Ann Arbor HCS		1			1
Douglas County Health Center		1			1



# COVID-19: testing by laboratory

Data through Mar 24, 2021 verified as of Mar 25, 2021 at 09:25 AM

Data in this report are provisional and subject to change.

The numbers in the table below represent the number of Florida and non-Florida residents for whom test results were received by the Department of Health. A person can be tested by more than one laboratory and can have both positive and negative results. **Therefore, the sum of the numbers in each column will be larger than the total number of people tested.**

Reporting lab	Inconclusive	Negative	Positive	Percent positive	Total
SALUDA NURSING CENTER		1			1
ORLANDO HEALTH MEDICAL GROUP			1	100%	1
NEMOURS CHILDREN'S PRIMARY CARE			1	100%	1
SANTA MONICA CA-UCLA MC			1	100%	1
PALMETTO LANDING			1	100%	1
ADVENTHEALTH MEDICAL GROUP OBSTETRICS AND			1	100%	1
VISTA LAKE ASSISTED LIVING			1	100%	1
FLAGLER MEDICAL ASSOCIATES PA			1	100%	1
FAMILY MEDICINE AT CELEBRATION		1			1
POINTE MEDICAL SERVICES INC			1	100%	1
HARBOR OAKS GOLDEN YEARS			1	100%	1
WINTER GARDEN CHILDREN'S HEALTH CENTERS			1	100%	1
FLORIDA CLINICAL LABORATORY INC DBA			1	100%	1
CHATEAU TERREBONNE HEALTH CARE		1			1
Terrace Glen Village		1			1
Dexter Health Care		1			1
NULEASE MEDICAL SOLUTIONS			1	100%	1
PAMC MICRO LAB			1	100%	1
FAMILY MEDICAL CLINIC KENDALL LLC			1	100%	1
CVS MN663POCT APPLE VALLEY		1			1
TMH CANCER CENTER LABORATORY			1	100%	1
EAST FL CORE LAB			1	100%	1
Arbor Springs Health and Rehab		1			1
PHYSICIANS OF CENTRAL FLORIDA			1	100%	1
PELICAN STATE OUTPATIENT CENTER			1	100%	1
Smg/North Jersey Hematology & Oncology		1			1
Holly Hill Healthcare Center			1	100%	1
MEA PRIMARY CARE PLUS BYRAM			1	100%	1
BOULDER COMMUNITY HOSPITAL			1	100%	1
Walgreens #5914		1			1
WALK IN MEDICAL URGENT CARE PC		1			1
BAPTIST HEALTH SURGERY CENTER			1	100%	1
WW Chem Auto SS			1	100%	1
HARDEE COUNTY FIRE RESCUE		1			1
MARTIN HEALTH PHYSICIAN GROUP			1	100%	1
JMJ FAMILY PRACTICE			1	100%	1
Courtenay Springs Village			1	100%	1
FLORIDA DIGESTIVE AND LIVER SPECIALISTS			1	100%	1
CORNERSTONE OF RECOVERY INC		1			1
ADVENTHEALTH MEDICAL GROUP SENIOR HEALTH AT			1	100%	1
HILLSBORO MEDICAL CENTER MAIN LABORATO		1			1
DIAGNOSTIC GROUP INTEGRATED HEALTHCARE			1	100%	1
UNIVERISTY HOSPITAL			1	100%	1
MEDEXPRESS URGENT CARE - WAYNESBURG		1			1
PALMETTO CHARTER SCHOOL		1			1
MARINA DEL REY HOSPITAL LAB			1	100%	1
The Pines at Poughkeepsie Center for Nursing and Rehabilitation		1			1

# COVID-19: testing by laboratory

Data through Mar 24, 2021 verified as of Mar 25, 2021 at 09:25 AM

Data in this report are provisional and subject to change.

The numbers in the table below represent the number of Florida and non-Florida residents for whom test results were received by the Department of Health. A person can be tested by more than one laboratory and can have both positive and negative results. **Therefore, the sum of the numbers in each column will be larger than the total number of people tested.**

Reporting lab	Inconclusive	Negative	Positive	Percent positive	Total
GARDENS AT MAPLEWOOD			1	100%	1
BAYCARE OUTREACH LAB AT NEW TAMPA			1	100%	1
CARESOUTH HHA HOLDINGS OF THE TREASURE COAST LLC			1	100%	1
ARKANSAS PUBLIC HEALTH LABORATORY		1			1
KNOX COMMUNITY HOSPITAL			1	100%	1
ISLANDS ASSISTED LIVING FACILITY,THE			1	100%	1
GARDENS PEDIATRICS LAB			1	100%	1
JACKSONVILLE HEALTH & REHAB		1			1
NHLS			1	100%	1
Lakeland Nursing and Rehabilitation Center LLC		1			1
PAUL C SCHWARTZ & MELVIN L WEIDMAN		1			1
JACK M MATHENY II MD			1	100%	1
ODYSSEY HEALTH CARE OF MARION COUNTY LLC		1			1
CARE CONNECTIONS AT HOME LLC			1	100%	1
PACE UNIVERSITY HEALTH CARE		1			1
RIVERSIDE COUNTY PUBLIC HEALTH LABORATORY			1	100%	1
MEDIPLUS CLINIC, INC			1	100%	1
NORTH BREVARD CHILDRENS MEDICAL CENTER			1	100%	1
HEARTLAND REGIONAL MEDICAL CENTER		1			1
DIGNITY HEALTH GOHEALTH		1			1
BEST CARE COMMUNITY AND FAMILY HEALTH CENTER INC			1	100%	1
Juniper Village at Bucks County		1			1
1ST CHOICE URGENT CARE CENTER LLC			1	100%	1
HOME AIDE SVC OF EASTERN NY INC D/B/A		1			1
MID-FLORIDA CANCER CENTERS		1			1
Moab Regional Hospital			1	100%	1
Alaska Domiciliary Care for Homeless Veterans		1			1
MEMORIAL MEDICAL CENTER			1	100%	1
UNIVERSITY URGENT CARE			1	100%	1
CARENOW URGENT CARE – SPRING			1	100%	1
PEDIATRIC SPECIALTY CLINIC COLLIER			1	100%	1
15 TO KNOW			1	100%	1
IZ MEDICAL		1			1
CVS IN6555POCT BROWNSBURG		1			1
THE BRENNITY AT TRADITION			1	100%	1
Kroger 968 - The Little Clinic Colerain Township		1			1
Alden North Shore			1	100%	1
MEDEXPRESS URGENT CARE - RUSSELLVILLE, W MAIN ST		1			1
HOLY CITY MED URGENT CARE			1	100%	1
SOUTH BAY CORRECTIONAL FACILITY			1	100%	1
TANNER CLINIC			1	100%	1
Country View of Sunbury			1	100%	1
ATMORE COMMUNITY HOSPITAL			1	100%	1
ADVENTHEALTH IMAGING WINTERGARDEN		1			1
SOUTHWOOD NURSING & RETIREMENT CENTER		1			1
STANLY REGIONAL MEDICAL CENTER			1	100%	1
GARNET HEALTH DOCTORS		1			1

# COVID-19: testing by laboratory

Data through Mar 24, 2021 verified as of Mar 25, 2021 at 09:25 AM

Data in this report are provisional and subject to change.

The numbers in the table below represent the number of Florida and non-Florida residents for whom test results were received by the Department of Health. A person can be tested by more than one laboratory and can have both positive and negative results. **Therefore, the sum of the numbers in each column will be larger than the total number of people tested.**

Reporting lab	Inconclusive	Negative	Positive	Percent positive	Total
PEACE HEALTH FAMILY MEDICINE AT 87TH AVE		1			1
COSTCO PHARMACY #1023			1	100%	1
NCH HEALTHCARE CREEKSIDE ENDOSCOPY			1	100%	1
HEALTHPLUS			1	100%	1
FLORIDA STATE UNIVERSITY HEALTH SERVICES			1	100%	1
HERNANDO COUNTY HEALTH DEPT			1	100%	1
ALL CARE URGENT CARE			1	100%	1
Good Samaritan Society		1			1
MEDCARE QUALITY MEDICAL CENTER LLC			1	100%	1
NORTH SHORE HEMATOLOGY-ONCOLOGY ASSOCIATES		1			1
EXCEL URGENT CARE OF NJ			1	100%	1
COUNTY OF HAMILTON			1	100%	1
NYU LANGONE AMBULATORY CARE LAKE SUCCE		1			1
ST FRANCIS COLLEGE WELLNESS CENTER		1			1
YOUR HEALTH PEDIATRICS INC			1	100%	1
ONPOINT URGENT CARE			1	100%	1
SC-GA2018 SIMPSONVILLE REHABILITATION		1			1
Kroger 481 - The Little Clinic Houston Levee		1			1
SOUTHWOOD HEALTHCARE CENTER		1			1
MEDEXPRESS URGENT CARE PENNSVILLE		1			1
Brio of Johnston		1			1
CVS PA10825POCT PLYMOUTH MEETING		1			1
MIAMI VASCULAR SURGERY			1	100%	1
FINLAY MEDICAL RESEARCH CORP			1	100%	1
Kroger 359 - The Little Clinic Bellevue		1			1
CLAYTON NURSING AND REHABILITATION		1			1
BOLLES SCHOOL, THE			1	100%	1
INLET CONCIERGE MEDICINE			1	100%	1
PARK LANE NURSING HOME		1			1
Garden Villa Bedford		1			1
CENTRAL TX URGENT CARE			1	100%	1
THE GROVE HEALTH AND REHAB			1	100%	1
NEVADA RURAL HOUSING AUTHORITY			1	100%	1
Kroger 350 - The Little Clinic New Cut Road		1			1
RIVERVIEW HOSPITAL D/B/A UNIVERSITY		1			1
WVU MEDICINE AT SUNCREST TOWNE CENTRE			1	100%	1
Pontotoc Health and Rehab		1			1
SUMMIT COUNTY PUBLIC HEALTH DEPARTMENT			1	100%	1
TRADITIONAL MEDICINE CENTER			1	100%	1
DECATUR MORGAN HOSPITAL - DECATUR GENE		1			1
CENTRAL FLORIDA ADULT MEDICINE		1			1
FLORIDA SOUTHERN COLLEGE			1	100%	1
Walgreens #10851		1			1
TLC MEDICAL			1	100%	1
MEDEXPRESS URGENT CARE, EDWARDSVILLE		1			1
SPRING VALLEY HOSPITAL MEDICAL CENTER			1	100%	1
Mountain View Manor			1	100%	1

# COVID-19: testing by laboratory

Data through Mar 24, 2021 verified as of Mar 25, 2021 at 09:25 AM

Data in this report are provisional and subject to change.

The numbers in the table below represent the number of Florida and non-Florida residents for whom test results were received by the Department of Health. A person can be tested by more than one laboratory and can have both positive and negative results. **Therefore, the sum of the numbers in each column will be larger than the total number of people tested.**

Reporting lab	Inconclusive	Negative	Positive	Percent positive	Total
NORTHEAST BAPTIST HOSPITAL			1	100%	1
ELATION HEALTH		1			1
BOCA RATON PHYSICIANS PA			1	100%	1
BEAUMONT URGENT CARE		1			1
MED TECH CLINICAL LABORATORY		1			1
Walgreens #10988		1			1
JOHNSON MEDICAL SERVICES			1	100%	1
JERSEY IRISH MEDICAL (DBA AFC URGENT C			1	100%	1
NEMOURS CHILDREN'S PRIMARY CARE, ST CLOUD			1	100%	1
Kroger - KR062000426			1	100%	1
REEVES COUNTY HOSPITAL DISTRICT			1	100%	1
CVS IN6536POCT KOKOMO		1			1
WALGREENS # 09788		1			1
WARREN GENERAL HOSPITAL			1	100%	1
DIRECT PRIMARY CARE OF BURLESON			1	100%	1
ASHLEY PEDICATRICS DAY AND NIGHT CLINIC			1	100%	1
WINCHESTER HOSPITAL			1	100%	1
NANCY M WORTHINGTON MD PA			1	100%	1
TANGLEWOOD MANOR		1			1
UHS BINGHAMTON GENERAL			1	100%	1
DEACONESS URGENT CARE CENTER			1	100%	1
BAYSTATE REFERENCE LABORATORY			1	100%	1
ASCENSION ST VINCENT'S - WESTSIDE			1	100%	1
LANCASHIRE HALL NURSING AND REHABILITATION CENTER		1			1
BROOKDALE WEST PALM BEACH			1	100%	1
ACCESS HEALTH CARE PHYSICIANS, LLC		1			1
EMERGENCY CARE SERVICES LAB AT JFK MEDICAL CENTER			1	100%	1
CVS TN5694POCT SODDY DAISY		1			1
VIP FAMILY PRACTICE			1	100%	1
ANSWERS RESOURCE FACILITY		1			1
Quince Nursing and Rehabilitation Center		1			1
CVS OH4359POCT HUDSON		1			1
PATHLAB SERVICES			1	100%	1
BEVERLY ADVANCED PRACTICE NURSING		1			1
SEASONS HOSPICE AND PALLIATIVE CARE OF			1	100%	1
PANCARE HEALTH - NORTHSIDE ELEMENTARY			1	100%	1
Summit Medical Group Morristown Oncology		1			1
KISSIMMEE HOME TRAINING		1			1
NORTH PALM BEACH DIALYSIS CENTER			1	100%	1
COUNTRYSIDE PEDIATRIC CARE PA			1	100%	1
PALM BREEZE DIALYSIS			1	100%	1
CIRRUS DX			1	100%	1
MEDEXPRESS URGENT CARE - UNIONTOWN		1			1
LIBERTY COMMONS NURSING AND REHABILITA		1			1
THE HOSPITALS OF PROVIDENCE EMERGENCY ROOM			1	100%	1
WVU MEDICINE - WESTON			1	100%	1
MEDICAL CENTER AFFILIATES PALM SPRINGS			1	100%	1

# COVID-19: testing by laboratory

Data through Mar 24, 2021 verified as of Mar 25, 2021 at 09:25 AM

Data in this report are provisional and subject to change.

The numbers in the table below represent the number of Florida and non-Florida residents for whom test results were received by the Department of Health. A person can be tested by more than one laboratory and can have both positive and negative results. **Therefore, the sum of the numbers in each column will be larger than the total number of people tested.**

Reporting lab	Inconclusive	Negative	Positive	Percent positive	Total
WELL-KEY URGENT CARE SEVIERVILLE			1	100%	1
Kroger 395 - The Little Clinic Blanchester		1			1
MINNESOTA HERITAGE HOUSE		1			1
BAYFRONT HEAL WOUND CARE AND HYPERBARIC CENTER			1	100%	1
FLORIDA HOSPITAL TRANSPLANT CENTER		1			1
PEACHEALTH LABORATORIES		1			1
TUNIS STREET GROUP HOME		1			1
SUMMERLIN MEDICAL CENTRE			1	100%	1
CVS MA38POCT CHARLTON		1			1
SOUTH FLORIDA URGENT CARE CENTERS, LLC			1	100%	1
MINUTECLINIC DIAGNOSTIC OF VIRGINIA, LLC #1980		1			1
Good Samaritan Society - Albion		1			1
C V S / PHARMACY #833		1			1
LIFESPAN HEALTH - SELMER		1			1
REHABILITATION CENTER OF ALBUQUERQUE		1			1
Regency Square			1	100%	1
NONA MEDICAL ARTS		1			1
UNIVERSITY OF MIAMI PRIMARY CARE SITE UMHC 3039			1	100%	1
UMASS MEMORIAL MEDICAL CENTER, INC		1			1
MANHATTAN COLLEGE HEALTH SERVICES		1			1
Lenbrook		1			1
WEST FLORIDA HOSPITAL LABORATORY			1	100%	1
CVS MI22230CV WAYNE COUNTY COMMUNITY COLLEGE			1	100%	1
MERCY GENERAL HOSPITAL			1	100%	1
YOUTH HEALTH CENTER OF HUNTINGTON		1			1
MERCY – NORTH IOWA			1	100%	1
MALUHIA		1			1
Lopatcong Center		1			1
Sanford Health & Rehabilitation			1	100%	1
USA Healthcare LTC, LLC - Folsom Center for Rehabilitation & Healthca		1			1
VA Boston HCS-West Roxbury Division			1	100%	1
BAPTIST HEALTH EXPRESS CARE			1	100%	1
Trucare Living Centers - Columbus		1			1
Aspire Physical Recovery Center at Cahaba River		1			1
MEDEXPRESS URGENT CARE - PINE BLUFF S		1			1
ELEMENTS PHARMACY			1	100%	1
PROVIDENCE ST. PATRICK HOSPITAL			1	100%	1
Eddy Memorial Geriatric Center		1			1
MT CARMEL NURSING HOME		1			1
ABBOTT LABORATORIES - OCCUPATIONAL HEALTH SERVICES			1	100%	1
HCA HOUSTON ER 24/7			1	100%	1
FLORIDA FAMILY LABORATORY		1			1
CVS MA1875POCT ASHLAND			1	100%	1
Brookdale Southside			1	100%	1
Keller Landing Center		1			1
Longwood Community Living Center		1			1
BROOKDALE FORT MYERS LAKES PARK			1	100%	1



# COVID-19: testing by laboratory

Data through Mar 24, 2021 verified as of Mar 25, 2021 at 09:25 AM

Data in this report are provisional and subject to change.

The numbers in the table below represent the number of Florida and non-Florida residents for whom test results were received by the Department of Health. A person can be tested by more than one laboratory and can have both positive and negative results. **Therefore, the sum of the numbers in each column will be larger than the total number of people tested.**

Reporting lab	Inconclusive	Negative	Positive	Percent positive	Total
Erie VAMC		1			1
DW MCMILLAN MEMORIAL HOSPITAL LABORATORY			1	100%	1
QUICKCARE HEALTH, INC			1	100%	1
COMMONWEALTH OF VIRGINIA DIVISION OF CONSOLIDATED LABORATORY SERVICES			1	100%	1
BAPTIST HOSPITAL FAMILY MEDICINE &			1	100%	1
ATRIA TAMARAC			1	100%	1
MEDOR/ACC SYNCHRONY			1	100%	1
Wetumpka Health and Rehab, LLC		1			1
CHILTON MEDICAL CENTER		1			1
CARE STATION MEDICAL GROUP		1			1
ACCESS MEDICAL GROUP OF TAMPA INC			1	100%	1
CVS NE5714POCT OMAHA		1			1
NORTH CAROLINA STATE LABORATORY OF PUBLIC HEALTH, SPECTRUM LAB NETWORK			1	100%	1
ALL PEDIATRIC CARE PA			1	100%	1
DEERFIELD BEACH REHABILITATION AND NURSING			1	100%	1
LANTANA HC LAB			1	100%	1
TREASURE COAST MEDICAL CONCIERGE LLC			1	100%	1
SHRIVERS PHARMACY AND WELLNESS CENTER			1	100%	1
CARDIOLOGY AND FITNESS MEDICINE		1			1
CVS CA9145POCT SANTEE			1	100%	1
PALM BEACH COUNTY SHERIFF OFFICE			1	100%	1
NORTHEAST GEORGIA HEALTH SYSTEM			1	100%	1
HEALTHALLIANCE HOSPITAL LABORATORY		1			1
ST. MICHAEL'S ELITE HOSPITAL			1	100%	1
COVENANT HEALTH		1			1
GOOD SAMARITAN SOCIETY - DE SMET		1			1
MEDEXPRESS URGENT CARE-VINLAND SOUTH			1	100%	1
Illiana HCS -Danville VAMC		1			1
PORTSMOUTH REG. HOSPITAL			1	100%	1
Florence Home		1			1
EAST TENNESSEE STATE UNIVERSITY		1			1
LABTEST LLC LABTEST DIAGNOSTICS			1	100%	1
UPMC NORTHWEST HOSPITAL			1	100%	1
GEORGETOWN URGENT CARE			1	100%	1
CORPUS CHRISTI MEDICAL CENTER			1	100%	1
REGENTS PARK OF JACKSONVILLE			1	100%	1
Schenectady Center for Rehabilitation & Nursing		1			1
Kroger 523 - The Little Clinic Dickson			1	100%	1
Mary Anna Nursing Home		1			1
SOMA MEDICAL CENTER P.A. #4			1	100%	1
Kroger 805 - The Little Clinic Lewis Center		1			1
Ash Flat Healthcare and Rehabilitation Center			1	100%	1
VCU HEALTH SYSTEM AUTHORITY - MCV HOSPITALS			1	100%	1
JUPITER MEDICAL CENTER INC			1	100%	1
SOUTHERN WINDS			1	100%	1
Kroger 49 - The Little Clinic Wichita - 21st St.			1	100%	1
CEPERO PEDIATRICS PA			1	100%	1

# COVID-19: testing by laboratory

Data through Mar 24, 2021 verified as of Mar 25, 2021 at 09:25 AM

Data in this report are provisional and subject to change.

The numbers in the table below represent the number of Florida and non-Florida residents for whom test results were received by the Department of Health. A person can be tested by more than one laboratory and can have both positive and negative results. **Therefore, the sum of the numbers in each column will be larger than the total number of people tested.**

Reporting lab	Inconclusive	Negative	Positive	Percent positive	Total
Mercy Manor Transition Center			1	100%	1
VA Tennessee Valley HCS-Nashville Campus			1	100%	1
COMMUNITY HOSPITALS INDIANAPOLIS			1	100%	1
ACCESS TOTAL CARE - PORTLAND			1	100%	1
EVERGREEN NURSING HOME		1			1
WELLMED AT SOUTH STUART		1			1
FRANKLIN CBOC			1	100%	1
ST MARY'S OF SAGINAW		1			1
MODERN URGENT CARE			1	100%	1
CULVER CITY URGENT CARE			1	100%	1
MIL LAKE HEALTHCARE CENTER INC PEDIATRICS			1	100%	1
NORTH SHORE MEDICAL CENTER - SALEM HOSPITAL			1	100%	1
MOSAIC MEDICAL CENTER MARYVILLE			1	100%	1
NORTH FLORIDA CHILD DEVELOPMENT, INC			1	100%	1
Waddell Nursing & Rehab Center		1			1
RINGLING HEALTH CENTER			1	100%	1
BERKSHIRE MEDICAL CENTER			1	100%	1
UF HEALTH EMERGENCY CENTER LABORATORY		1			1
EASTSIDE URGENT CARE			1	100%	1
IMMY LABS			1	100%	1
BROOKDALE FORT WALTON BEACH			1	100%	1
MAYO MEDICAL LABORATORIES			1	100%	1
AURORA HEALTH CARE METRO INC			1	100%	1
Kroger 086 - The Little Clinic Broomfield-Sheridan		1			1
PATHOLOGY		1			1
UT HEALTH RIO GRANDE VALLEY PRIMARY CARE AT			1	100%	1
DAYTONA BEACH DIALYSIS			1	100%	1
FAMILY MEDICAL CENTRE			1	100%	1
MCR HEALTH MEDICAL EXPRESS			1	100%	1
Kroger 519 - The Little Clinic Staples Mill Road		1			1
CONNECTICUT PEDIATRICS @ CHC		1			1
BIOMAT ORLANDO		1			1
MISSOURI DEPT. OF HEALTH			1	100%	1
MEDCOR CORPORATE CLINIC			1	100%	1
CVS CT692POCT NORTH HAVEN		1			1
LEESBURG DIALYSIS CENTER		1			1
FOUNDCARE HEALTH			1	100%	1
TOXUSALABS DBA CONNECTDX LABS		1			1
NORTHWEST TEXAS HEALTHCARE SYSTEM,INC			1	100%	1
MARYLAND DEPARTMENT OF HEALTH AND MENTAL HYGIENE-LABORATORIES			1	100%	1
MEMORIALCARE LONG BEACH MEDICAL CENTER			1	100%	1
CAREFIRST URGENT CARE - BEECHMONT			1	100%	1
MEDEXPRESS URGENT CARE - LINDEN		1			1
TAMPA GENERAL MEDICAL GROUP LABORATORY HEALTHPARK			1	100%	1
MINUTECLINIC DIAGNOSTIC OF NH, LLC (CL		1			1
LABORATORY SERVICES SGHS - CAMDEN		1			1
NATION'S BEST CARE HOME HEALTH			1	100%	1

# COVID-19: testing by laboratory

Data through Mar 24, 2021 verified as of Mar 25, 2021 at 09:25 AM

Data in this report are provisional and subject to change.

The numbers in the table below represent the number of Florida and non-Florida residents for whom test results were received by the Department of Health. A person can be tested by more than one laboratory and can have both positive and negative results. **Therefore, the sum of the numbers in each column will be larger than the total number of people tested.**

Reporting lab	Inconclusive	Negative	Positive	Percent positive	Total
METHODIST HEALTHCARE - MEMPHIS HOSP		1			1
AL MANI HEALTH INSTUTUTE		1			1
ARISTACARE AT MANCHESTER		1			1
Portsmouth Health and Rehab			1	100%	1
PATHOLOGY ASSOCIATES			1	100%	1
MOUNT ST MARYS HOSPITAL OF NIAGARA FALLS			1	100%	1
SACRED HEART HEALTH SYSTEM- MIDWIFE PROGRAM			1	100%	1
NEVADA DEPARTMENT OF HEALTH AND HUMAN SERVICES			1	100%	1
KIOSK MEDICINE OF KENTUCKY LLC		1			1
MANOR CARE OF DELRAY BEACH FL LLC		1			1
MISSION HOSPITAL – MEMORIAL CAMPUS			1	100%	1
SOUTHWEST FLORIDA DIVISION LAB			1	100%	1
SACRED HEART MEDICAL CENTER			1	100%	1
CONCORDIA MANOR			1	100%	1
HILTON HEAD HOSPITAL/INPATIENT			1	100%	1
MOUNTAINVIEW URGENT CARE VALLEY		1			1
DIMMIT REGIONAL HOSPITAL			1	100%	1
QLABS			1	100%	1
SPHERE DX			1	100%	1
Shoreline Care Center			1	100%	1
SOUTHEAST MISSOURI HOSPITAL		1			1
BOND COUNTY HEALTH DEPARTMENT			1	100%	1
ST. JOHN HOSPITAL & MEDICAL CENTER			1	100%	1
TRUMAN MEDICAL CENTER - HOSPITAL HILL			1	100%	1
ALPHA CLINICAL LABORATORY CORP.			1	100%	1
GATEWAY FAMILY HEALTH CLINIC			1	100%	1
MEDHELP			1	100%	1
CAPSTONE REHABILITATION AND HEALTHCARE		1			1
ABINGTON MEMORIAL HOSPITAL			1	100%	1
PATIENT FIRST-GENERAL BOOTH			1	100%	1
CHI ST VINCENT LITTLE ROCK DIAGNOSTIC CLINIC			1	100%	1
SUNCOAST FAMILY MEDICAL ASSOCIATES			1	100%	1
SIGNATURE CARE MEMORIAL CITY			1	100%	1
CVS NV2989POCT NORTH LAS VEGAS		1			1
Wildwood Healthcare		1			1
TRIDENT ANTI AGING LLC			1	100%	1
HATLEY HEALTH CARE, INC		1			1
AFFILIATED LABORATORIES INC			1	100%	1
ELKTON TRANSITIONAL CARE CENTER		1			1
DOCTORS CARE – GREER		1			1
ELKHART GENERAL HOSPITAL			1	100%	1
MEDICAL ASSOCIATES OF PINELLAS - LAB			1	100%	1
COLER REHABILITATION AND NURSING CARE		1			1
Walgreens #19461		1			1
Kroger 367 - The Little Clinic Walton		1			1
UNIVERSITY OF MARYLAND PATHOLOGY ASSOCIATES			1	100%	1
SUPERKIDS PEDIATRICS			1	100%	1

# COVID-19: testing by laboratory

Data through Mar 24, 2021 verified as of Mar 25, 2021 at 09:25 AM

Data in this report are provisional and subject to change.

The numbers in the table below represent the number of Florida and non-Florida residents for whom test results were received by the Department of Health. A person can be tested by more than one laboratory and can have both positive and negative results. **Therefore, the sum of the numbers in each column will be larger than the total number of people tested.**

Reporting lab	Inconclusive	Negative	Positive	Percent positive	Total
PEDIATRIC ASSOCIATES - MIAMI LAKES		1			1
Long Beach Care Center			1	100%	1
NF Escambia, LLC DBA Olive BranchHealth and Rehabilitaion Center			1	100%	1
RESOURCE PATH LLC			1	100%	1
FLORIDA MEDICAL CLINIC - NEW TAMPA			1	100%	1
WELLMED AT BAY AREA		1			1
BRITTNEY WHELIHAN IRWIN ARNP LLC			1	100%	1
WATERS EDGE ELEMENTARY SCHOOL			1	100%	1
ADVANCED CARDIOVASCULAR DIAGNOSTICS OF FL			1	100%	1
GULF COUNTY HEALTH DEPARTMENT			1	100%	1
CVS CA8861POCT BUENA PARK		1			1
NORDX			1	100%	1
CRYSTAL RIVER FIRE DEPARTMENT			1	100%	1
WEST FLORIDA MEDICAL ASSOCIATES PA			1	100%	1
WRIGHT PATTERSON AFB MEDICAL CENTER			1	100%	1
THE NEW JEWISH HOME		1			1
Fairhope		1			1
Bay View Nursing and Rehabilitation Center			1	100%	1
BETHESDA ON TURKEY CREEK			1	100%	1
Life Care Center of Auburn		1			1
Caldwell Care		1			1
OKLAHOMA BLOOD INSTITUTE			1	100%	1
WOODHILLS LABS			1	100%	1
MEDEXPRESS URGENT CARE - HACKETTSTOWN		1			1
CLINICAL CARE, INC			1	100%	1
CVS LA1116POCT BATON ROUGE		1			1
ST CATHERINE HOSPITAL LABORATORY			1	100%	1
APS-SUMMIT CARE PHARMACY, LLC DBA OMNICARE		1			1
SWIFTCARE URGENT CARE, PLLC			1	100%	1
PRIMARY CARE GROUP LLC		1			1
HEART HOSPITAL OF LAFAYETTE: EMERGENCY ROOM			1	100%	1
BISHOP KEARNEY		1			1
CROWNPOINT HEALTHCARE FACILITY		1			1
KENNEDY BOULEVARD DIALYSIS			1	100%	1
HEBER VALLEY HOSPITAL			1	100%	1
Newton Wellesley Center for Alzheimer's Care		1			1
MOUNT SINAI MEDICAL CENTER OF FLORIDA INC			1	100%	1
SKY RIDGE MEDICAL CENTER - MICRO			1	100%	1
ROBINSON FAMILY CLINIC PA			1	100%	1
FIU HEALTH CARE CENTER			1	100%	1
Garden View Care Center at Dougherty Ferry		1			1
WINDSOR MANOR			1	100%	1
JOSEPH REINA PHARMACY INC DBA JRX PHAR		1			1
SHAMRA MEDICAL LABORATORY			1	100%	1
PENINSULA REGIONAL MED CTR LAB			1	100%	1
BLESSINGS MEDICAL CLINIC, THE			1	100%	1
NHC HealthCare St. Charles		1			1

# COVID-19: testing by laboratory

Data through Mar 24, 2021 verified as of Mar 25, 2021 at 09:25 AM

Data in this report are provisional and subject to change.

The numbers in the table below represent the number of Florida and non-Florida residents for whom test results were received by the Department of Health. A person can be tested by more than one laboratory and can have both positive and negative results. **Therefore, the sum of the numbers in each column will be larger than the total number of people tested.**

Reporting lab	Inconclusive	Negative	Positive	Percent positive	Total
CVS IL5797POCT CAROL STREAM		1			1
CVS AZ3749POCT GOODYEAR		1			1
MARQUETTE GENERAL HOSPITAL			1	100%	1
RAMBAM URGENT CARE			1	100%	1
ST JOHN'S HOME CARE			1	100%	1
WMC HEALTH GROUP OF KISSIMMEE LLC			1	100%	1
NORTHSIDE FAMILY MEDICINE		1			1
CHIPLEY DIALYSIS			1	100%	1
PRACTITIONERS IN MOTION			1	100%	1
Victoria Manor		1			1
CVS AZ7855POCT TUCSON		1			1
Kroger 433 - The Little Clinic Atoka		1			1
ST LUKE LUTHERAN HOME		1			1
VA WNYHCS - Buffalo Division			1	100%	1
BUFFALO VAMC			1	100%	1
LABORATORIO BUENA SALUD			1	100%	1
UNIVERSITY PLACE NURSING CENTER		1			1
ADVANCED URGENT CARE PLLC		1			1
BROCK HUGHES MEDICAL CENTER			1	100%	1
MEDTOWN PHARMACY			1	100%	1
HEALTH CLINIC,THE		1			1
SHANDSCAIR FLIGHT PROGRAM			1	100%	1
VETERANS AFFAIRS MEDICAL CENTER - EAST ORANGE			1	100%	1
BEAUMONT HOSPITAL, GROSSE POINTE			1	100%	1
MILLERSVILLE UNIVERSITY HEALTH SERVICE		1			1
Ideal Senior Living Center		1			1
FELD ENTERTAINMENT			1	100%	1
FAMILY MEDICINE AT KISSIMMEE		1			1
CVS OH6167POCT ASHLAND		1			1
Redwood Springs Healthcare			1	100%	1
A PATTERN MEDICAL CLINIC		1			1
MEDPOST - NORTH DALLAS			1	100%	1
KENDALL PEDIATRICS PARTNERS LLC			1	100%	1
BOCA RATON REGIONAL HOSPITAL		1			1
PASTEUR MEDICAL CENTER LLC		1			1
URGENT 202 COX CREEK PKWY		1			1
RMC BROOKHOLLOW MED AESTHETICS INC		1			1
LARKIN COMMUNITY HOSPITAL PALM SPRINGS CAMPUS			1	100%	1
ADVENT HEALTH - OWASA			1	100%	1
Highland Ave. Eye Clinic		1			1
PEDIATRIC ASSOCIATES OF ORLANDO			1	100%	1
Piedmont Crossing		1			1
ELLIS HOSPITAL URGENT CARE CENTER LAB		1			1
CLUB HEALTH AND REHABILITATION CENTER, THE		1			1
HOLSTON MEDICAL GROUP		1			1
GABRIELA GOLDSTEIN MD PA			1	100%	1
SILVERMAN			1	100%	1



# COVID-19: testing by laboratory

Data through Mar 24, 2021 verified as of Mar 25, 2021 at 09:25 AM

Data in this report are provisional and subject to change.

The numbers in the table below represent the number of Florida and non-Florida residents for whom test results were received by the Department of Health. A person can be tested by more than one laboratory and can have both positive and negative results. **Therefore, the sum of the numbers in each column will be larger than the total number of people tested.**

Reporting lab	Inconclusive	Negative	Positive	Percent positive	Total
CONSOLIDATED			1	100%	1
NULL			1	100%	1
SUTTER GOULD MEDICAL FOUNDATION			1	100%	1
FAMILY PHYSICIANS OF WINTER PARK, INC			1	100%	1
Kroger 410 - The Little Clinic Trinity		1			1
OPCO LLC LEGACY NURSING AND REHABILITA		1			1
ABSOLUTE CAREGIVERS HOME HEALTH AGENCY INC			1	100%	1
FLORIDA HOSPITAL ORMOND BEACH			1	100%	1
JET MEDICAL CENTER			1	100%	1
KID FIXERS		1			1
Lutheran Community at Telford		1			1
Village Green Health & Rehabilitation		1			1
Kroger 524 - The Little Clinic Iron Bridge Road		1			1
SHANNON MEDICAL CENTER			1	100%	1
DONALSONVILLE HOSPITAL			1	100%	1
TARRYTOWN PHARMACY			1	100%	1
Florence Nursing and Rehabilitation Center		1			1
SEGAL INSTITUTE FOR CLINICAL RESEARCH INC			1	100%	1
HOSPITALS OF PROVIDENCE TRANSMOUNTAIN CAMPUS, THE			1	100%	1
BRADENTON DIALYSIS			1	100%	1
DOCTOR TODAY URGENT CARE			1	100%	1
INDIGO PALMS			1	100%	1
CENTRAL FL INTERNAL MEDICINE ASSOCIATES LLC		1			1
ALPHA 1 ANTITRYPSIN RESEARCH PROGRAM			1	100%	1
SONNI'S PEDIATRICS			1	100%	1
Central Park Healthcare & Rehabilitation Center		1			1
METROWEST MEDICAL CENTER - FRAMINGHAM			1	100%	1
Tremont Health & Rehabilitation Center		1			1
CELEBRATION HOSPITAL			1	100%	1
CLEVELAND CLINIC FLORIDA LAB			1	100%	1
CARESPOT - OCOEE			1	100%	1
Kroger 379 - The Little Clinic Stony Brook		1			1
SUMMIT LABORATORY			1	100%	1
MOBILE MEDICAL CLINIC			1	100%	1
COVENANT HOSPITAL HOBBS D/B/A COVENANT		1			1
LCMC LAB SUBSECTION		1			1
CATHEDRAL GERONTOLOGY CENTER DBA CATHEDRAL CARES			1	100%	1
HEALTH ALLIANCE			1	100%	1
SCHUYLER HOSPITAL		1			1
COLLINS NURSING HOME		1			1
Big River Nursing and Rehab		1			1
Kroger 894 - The Little Clinic NEC		1			1
Village Crest Center for Health & Rehabilitation		1			1
BAPTIST MINOR MEDICAL CENTER			1	100%	1
MEDEXPRESS URGENT CARE -HOWELL US HWY		1			1
Urgent Care 24/7 Orlando LLC			1	100%	1
WEILL CORNELL MEDICAL ASSOCIATES - EAST SIDE		1			1

# COVID-19: testing by laboratory

Data through Mar 24, 2021 verified as of Mar 25, 2021 at 09:25 AM

Data in this report are provisional and subject to change.

The numbers in the table below represent the number of Florida and non-Florida residents for whom test results were received by the Department of Health. A person can be tested by more than one laboratory and can have both positive and negative results. **Therefore, the sum of the numbers in each column will be larger than the total number of people tested.**

Reporting lab	Inconclusive	Negative	Positive	Percent positive	Total
ASPIRUS WAUSAU HOSPITAL			1	100%	1
CVS M08595POCT RAYMORE		1			1
Isle Health and Rehabilitation Center			1	100%	1
Troy Center for Rehabilitation & Nursing		1			1
LEELANAU OPCO, LLC		1			1
KIDS CARE PEDIATRICS			1	100%	1
GOOD SAMARITAN SOCIETY-FOREST CITY		1			1
SOUTHERN SPRINGS HEALTH CARE		1			1
BLOOD SYSTEMS LABORATORIES			1	100%	1
THE CHRIST HOSPITAL			1	100%	1
MACKINAC STRAITS LONG TERM CARE UNIT		1			1
CVS KS8573POCT OVERLAND PARK		1			1
EVENTIDE LUTHERAN HOME		1			1
CFCH - FROSTPROOF			1	100%	1
MD NOW URGENT CARE			1	100%	1
STUDENT HEALTH CENTER			1	100%	1
COVE AT THE MARBELLA,THE			1	100%	1
BRISTOL CHILDRENS CLINIC			1	100%	1
Kroger - KR003500568			1	100%	1
SOUTHEASTERN PATHOLOGY ASSOCIATES			1	100%	1
SOMA MEDICAL CENTER PA #2 OAKLAND			1	100%	1
HCL LABORATORIES			1	100%	1
SOUTH COUNTY MEDICAL CENTER			1	100%	1
Chateau Girardeau			1	100%	1
UNIVERSITY OF MIAMI HOSPITALS & CLINIC			1	100%	1
APPLECARE BRUNSWICK			1	100%	1
CHESAPEAKE REGIONAL MEDICAL CENTER			1	100%	1
WILSON FAMILY MEDICINE LLC		1			1
BMC MAYPORT			1	100%	1
THE CHILDREN'S HOSPITAL OF PHILADELPHIA		1			1
SHARON REGIONAL MEDICAL CENTER			1	100%	1
ROAN MOUNTAIN MEDICAL CENTER			1	100%	1
ADVANTA LABS, LLC		1			1
Shelbyville Manor		1			1
ST JOHN'S MEDICAL CENTER, TETON VILLAGE			1	100%	1
DIGNITY HEALING LLC			1	100%	1
PHYSICIAN ASSOCIATES, LLC			1	100%	1
FIRSTCARE MEDICAL CENTER			1	100%	1
AMERICAN DRUG TESTING LAB LLC			1	100%	1
LAB PLUS, LLC			1	100%	1
BLUFFTON HEALTH CENTER			1	100%	1
Brakeley Park Center		1			1
BRONSON METHODIST HOSPITAL			1	100%	1
NORTH SHORE HEMATOLOGY-ONCOLOGY ASSOCI		1			1
LSU MEDICAL CENTER			1	100%	1
KAISER PERMANENTE REGIONAL REFERENCE LABORATORY		1			1
TMH PHYSICIAN PARTNERS			1	100%	1

# COVID-19: testing by laboratory

Data through Mar 24, 2021 verified as of Mar 25, 2021 at 09:25 AM

Data in this report are provisional and subject to change.

The numbers in the table below represent the number of Florida and non-Florida residents for whom test results were received by the Department of Health. A person can be tested by more than one laboratory and can have both positive and negative results. **Therefore, the sum of the numbers in each column will be larger than the total number of people tested.**

Reporting lab	Inconclusive	Negative	Positive	Percent positive	Total
GATEWAY LABORATORIES		1			1
VALLEY HOSPITAL MEDICAL CENTER		1			1
DORNOCH PLACE DEL PRADO		1			1
MEDAC AT PORTERS NECK			1	100%	1
NOORANI MEDICAL CENTER LLC			1	100%	1
CELEBRATION FAMILY PHYSICIANS LLC			1	100%	1
WAYNE COUNTY PUBLIC HEALTH		1			1
RELIANCE HOME HEALTH CARE INC		1			1
Kroger 923 - The Little Clinic Centerville		1			1
TRUCARE LIVING CENTERS - SELMA			1	100%	1
NEW ERA HEALTH CENTER INC		1			1
NORTHEAST TEXAS DIALYSIS		1			1
LEE HEALTH KIDS URGENT CARE		1			1
PowerBack Piscataway Center		1			1
Vista Park			1	100%	1
CARE CENTER OF LAKE PLACID			1	100%	1
ALLIANCE MD DIRECT PRIMARY CARE			1	100%	1
Senatobia Healthcare & Rehab		1			1
SUMMER PLACE NURSING & REHABILITATION		1			1
ORCHARD PARK HEALTH CARE AND REHABILITATION CENTER		1			1
PHYSICIANS IMMEDIATE CARE			1	100%	1
FREDERICK AVENUE GROUP HOME		1			1
LAKEVIEW REGIONAL HOSPITAL			1	100%	1
MEDICAL SPECIALISTS OF THE PALM BEACHES INC			1	100%	1
TMH PHYSICIAN PARTNERS WAKULLA			1	100%	1
CHC SOUTHWEST FLORIDA LAB-LIVE			1	100%	1
GREATER TAMPA AT HOME			1	100%	1
MEDSTAR HEALTH URGENT CARE			1	100%	1
CALIFORNIA PUBLIC HEALTH LABORATORY			1	100%	1
MINUTE CLINIC DIAGNOSTICS OF IN, LLC #6252		1			1
GOLDING-GRANADO MEDICAL ASSOCIATES		1			1
STANDIFER PLACE		1			1
FAST PACE URGENT CARE			1	100%	1
White River Health Care Center		1			1
ADVENTHEALTH MEDICAL GROUP INTERNAL MEDICINE AT MILLS			1	100%	1
BAY AREA HOSPITAL LAB & HST		1			1
EUGENE T FINAN, MD			1	100%	1
FLAGLER HOME CARE			1	100%	1
ADVENTHEALTH MEDICAL GROUP OBSTETRICS			1	100%	1
MEDCOR INC			1	100%	1
CROSS CREEK HEALTH CARE		1			1
WALGREENS #10854		1			1
ACUPATH LABORATORIES INC			1	100%	1
PENNY PEDIATRICS		1			1
CVS CT2210POCT RIVERSIDE		1			1
Cornerstone at the Ranch		1			1
RIDGE OPTUM FLORIDA			1	100%	1

# COVID-19: testing by laboratory

Data through Mar 24, 2021 verified as of Mar 25, 2021 at 09:25 AM

Data in this report are provisional and subject to change.

The numbers in the table below represent the number of Florida and non-Florida residents for whom test results were received by the Department of Health. A person can be tested by more than one laboratory and can have both positive and negative results. **Therefore, the sum of the numbers in each column will be larger than the total number of people tested.**

Reporting lab	Inconclusive	Negative	Positive	Percent positive	Total
MIAMI-DADE COUNTY HEALTH DEPT.		1			1
Brown Memorial Home		1			1
FAMILY MEDICAL CENTERS			1	100%	1
HEALTH FIRST HOME CARE		1			1
Kroger 57 - The Little Clinic Jay C Charlestown		1			1
Gulf Coast health and Rehabilitation, LLC		1			1
Mayfair Village Nursing Care Center		1			1
INDIANA STATE DEPARTMENT OF HEALTH CLINIC MICROBIOLOGY		1			1
EPIC CARE PHARMACY		1			1
BRIAN C GRINER MD LLC			1	100%	1
FLAGLER COUNTY BOARD OF COUNTY COMMISSIONERS			1	100%	1
SV MOBILE HEALTH			1	100%	1
LITTLE COMPANY OF MARY HOSPITAL			1	100%	1
PHOEBE PRIMARY CARE CAMILLA			1	100%	1
POMPANO BEACH ARTIFICIAL KIDNEY CENTER			1	100%	1
C A R E S		1			1
ORMC-ARDEN/EOI			1	100%	1
MEDEXPRESS NORTHSIDE			1	100%	1
HYDE PARK MEDICAL CENTER		1			1
			1	100%	1
Kroger 629 - The Little Clinic Cartersville, GA Hwy 41		1			1
COLUMBIA CREST CARE & RAHAB		1			1
OCALA RKC EAST HEMO #1			1	100%	1
WY RETIREMENT CENTER		1			1
REELFOOT FAMILY WALK-IN CLINIC		1			1
FLORHAM PARK ENDOSCOPY CENTER		1			1
Kroger 407 - The Little Clinic Lexington		1			1
LIBERTY HEALTH CENTER			1	100%	1
CLEVELAND CLINIC AKRON GENERAL			1	100%	1
EILEEN TURBESSI MD PA		1			1
Kroger 682 - The Little Clinic Combs and Gantzel		1			1
Vi at Aventura		1			1
Westminster Canterbury Richmond		1			1
Kroger 699 - The Little Clinic Smyrna		1			1
GENESEE COUNTY HEALTH DEPARTMENT		1			1
UNITYPOINT HEALTH TRINITY			1	100%	1
Kroger 825 - The Little Clinic Dorothy Lane		1			1
Kroger 447 - The Little Clinic Lebanon		1			1
PIONEER CLINICAL RESEARCH LLC			1	100%	1
HENRICO DOCTOR'S LABORATORY			1	100%	1
PENSACOLA PATHOLOGY		1			1
Crowne Health Care of Eufaula		1			1
IVAN, MAYA			1	100%	1
VA OPTOMETRY CLINIC			1	100%	1
EVENING PEDIATRICS INC			1	100%	1
LAKE COMMUNITY ACTION AGENCY		1			1
CVS TX1057POCT SAN ANTONIO		1			1

# COVID-19: testing by laboratory

Data through Mar 24, 2021 verified as of Mar 25, 2021 at 09:25 AM

Data in this report are provisional and subject to change.

The numbers in the table below represent the number of Florida and non-Florida residents for whom test results were received by the Department of Health. A person can be tested by more than one laboratory and can have both positive and negative results. **Therefore, the sum of the numbers in each column will be larger than the total number of people tested.**

Reporting lab	Inconclusive	Negative	Positive	Percent positive	Total
SOUTHWESTERN VERMONT MEDICAL CENTER			1	100%	1
NHC Chattanooga			1	100%	1
WMC HEALTH GROUP INC			1	100%	1
Englewood Health Care Center		1			1
HAWAII DEPARTMENT OF HEALTH LAB			1	100%	1
CACERES SPECIALIZED GYNECOLOGY		1			1
CAROMONT HEALTH			1	100%	1
BAYSHORE DIALYSIS			1	100%	1
Kroger 444 - The Little Clinic Dent		1			1
ENT & ALLERGY ASSOCIATES, LLP - SLEEPY HOLLOW (ABBOTT)		1			1
EXPRESS CARE OF OCALA			1	100%	1
BAPTIST HEALTH FLOYD			1	100%	1
AHC Dyersburg		1			1
THE HEART HOSPITAL BAYLOR PLANO			1	100%	1
EAGLE COUNTY HEALTH AND HUMAN SERVICES			1	100%	1
AVALON MEDICAL GROUP			1	100%	1
MEDEXPRESS URGENT CARE - CABOT			1	100%	1
PALACE CARE AND REHAB		1			1
DUKE UNIVERSITY POINT OF CARE TESTING PROGRAM			1	100%	1
ORMOND BEACH DIALYSIS			1	100%	1
Sage Bluff Health & Rehabilitation Center		1			1
Walgreens #3049		1			1
CHILDRENS SPECIALIST PEDIATRIC PULMMOLOGY &			1	100%	1
ST. PETERSBURG PEDIATRICS-SEMINOLE			1	100%	1
SARHA DOCTORS CENTER			1	100%	1
PALM BEACH COUNTY HEALTH DEPT.			1	100%	1
CENTRAL FLORIDA MEDICAL CARE			1	100%	1
CHRISTIAN REST HOME ASSOC		1			1
MY URGENT CARE CLINIC			1	100%	1
DEPARTMENT OF HEALTH SERVICES			1	100%	1
ACCOMPLISHED HOME CARE		1			1
HEALTH FIRST MEDICAL GROUP LLC			1	100%	1
PINEVILLE PHARMACY			1	100%	1
PRINCIPLE DIAGNOSTICS LLC			1	100%	1
MEDPOST URGENT CARE - CIBOLO			1	100%	1
CVS MA217POCT TEWKSBURY		1			1
Bethany Manor		1			1
OXY-GENLAB			1	100%	1
RED HOOK FAMILY PRACTICE		1			1
Ladera Center		1			1
LINCOLN COUNTY MEDICAL CENTER		1			1
BRIDGEWATER PARK ASSISTED LIVING LLC			1	100%	1
Arlington Health and Rehabilitation		1			1
LOUNDY		1			1
MINUTECLINIC DIAGNOSTICS OF OKLAHOMA		1			1
MEMORIAL HERMANN SOUTHWEST HOSPITAL			1	100%	1
RAPID CITY REGIONAL HOSPITAL -579 ATTN. LABORATORY		1			1



# COVID-19: testing by laboratory

Data through Mar 24, 2021 verified as of Mar 25, 2021 at 09:25 AM

Data in this report are provisional and subject to change.

The numbers in the table below represent the number of Florida and non-Florida residents for whom test results were received by the Department of Health. A person can be tested by more than one laboratory and can have both positive and negative results. **Therefore, the sum of the numbers in each column will be larger than the total number of people tested.**

Reporting lab	Inconclusive	Negative	Positive	Percent positive	Total
MEDEXPRESS URGENT CARE - ST CLAIR, CLOVER DR.		1			1
FREDERICK MEMORIAL HOSPITAL			1	100%	1
MAGGY PHARMACY INC		1			1
ARLINGTON ADULT RESIDENTIAL FACILITY, INC			1	100%	1
BMC/NASSAU			1	100%	1
RIVIERA BEACH HEALTH CENTER LAB			1	100%	1
Elm Crest Senior Living Community		1			1
GOSHEN MEDICAL CENTER			1	100%	1
GULF BREEZE TREATMENT CENTER, LLC			1	100%	1
Alexandria Place		1			1
PHYSICIANS ASSOCIATES			1	100%	1
DOCTORS HEARING			1	100%	1
BICKERTON, DAWN		1			1
CVS KS8601POCT OVERLAND PARK			1	100%	1
Total	96,859	17,808,496	2,614,102	13%	20,519,457