

# COVID-19: summary of cases and monitoring

Data through Mar 23, 2021 verified as of Mar 24, 2021 at 09:25 AM

Data in this report are provisional and subject to change.

Cases: people with positive PCR or antigen test result		Cases: people with positive PCR or antigen test result	
Total cases		Risk factors for Florida residents	
Florida residents	1,984,274	Traveled	15,761
Non-Florida residents	37,382	Contact with a known case	778,821
Type of testing		Traveled and contact with a known case	21,455
Florida residents	1,984,274	Neither	1,168,237
Positive by BPHL/CDC	72,860	No travel and no contact	234,183
Positive by commercial/hospital lab	1,911,414	Travel is unknown	671,148
PCR positive	1,602,679	Contact is unknown	438,609
Antigen positive	381,595	Contact is pending	429,882
Non-Florida residents	37,382	Travel can be unknown and contact can be unknown or pending for the same case, these numbers will sum to more than the "neither" total.	
Positive by BPHL/CDC	890		
Positive by commercial/hospital lab	36,492		
PCR positive	25,681		
Antigen positive	11,701		
Characteristics			
Florida residents hospitalized	84,006		
Florida resident deaths	32,850		
Non-Florida resident deaths	630		
Hospitalized counts include anyone who was hospitalized at some point during their illness. It does not reflect the number of people currently hospitalized.			
More information on deaths identified through death certificate data is available on the National Center for Health Statistics website at <a href="http://www.cdc.gov/nchs/nvss/vsrr/COVID19/index.htm">www.cdc.gov/nchs/nvss/vsrr/COVID19/index.htm</a> .			

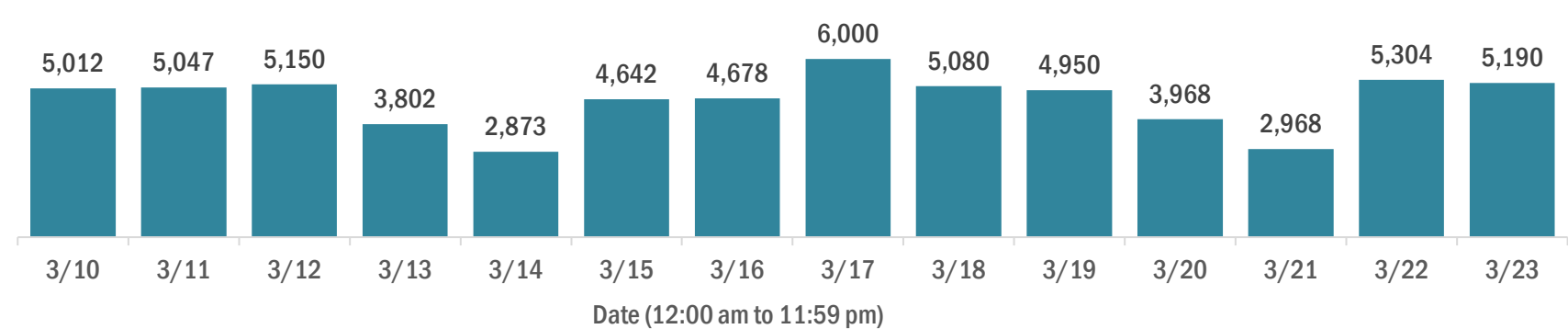
# COVID-19: summary of laboratory testing

Data through Mar 23, 2021 verified as of Mar 24, 2021 at 09:25 AM

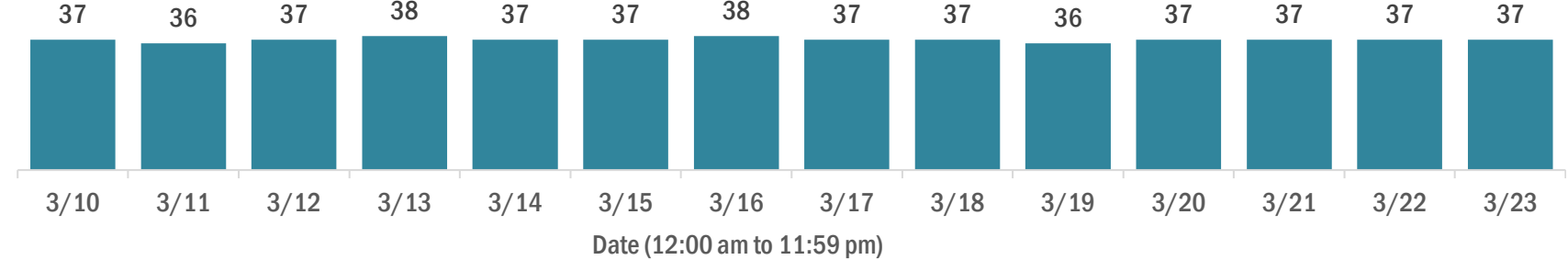
Data in this report are provisional and subject to change.

## Cases in Florida residents per day for the past 2 weeks

Number of cases per day



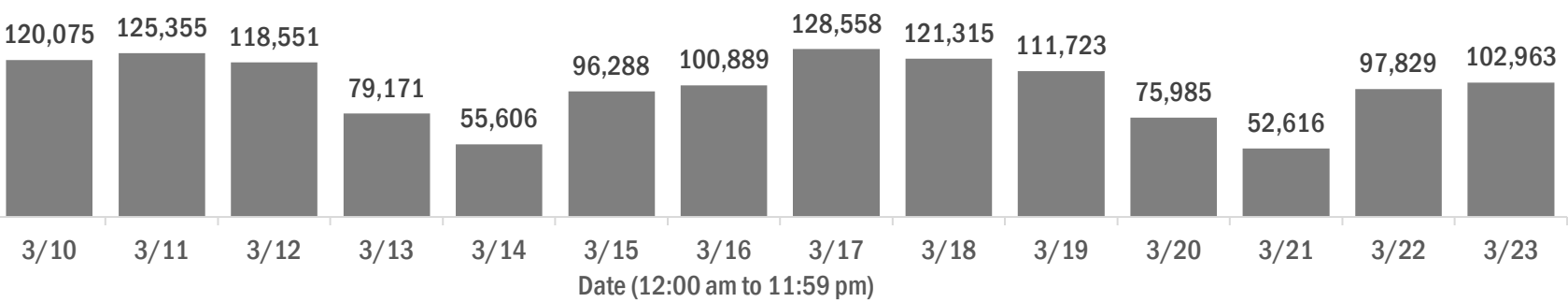
Median age of cases by day



## Laboratory testing for Florida residents over the past 2 weeks

Number of Florida residents tested per day

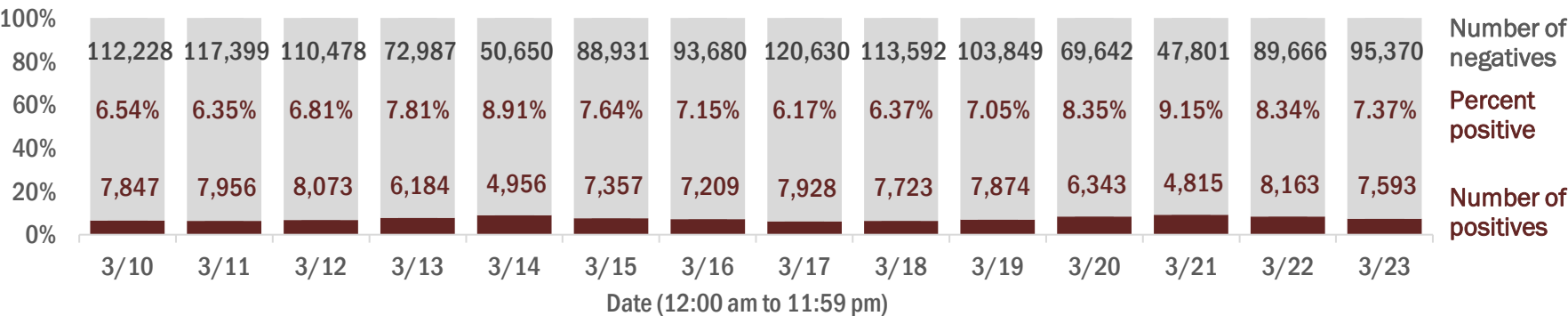
These counts include the number of people for whom the Department received PCR or antigen laboratory results by day. People tested on multiple days will be included for each day a new result was received. A person is only counted once for each day they are tested, regardless of whether multiple specimens are tested or multiple results are received.



Number and percent of Florida residents with positive test results

The percent of positive results ranged from 6.17% to 9.15% over the past 2 weeks and was 7.37% yesterday.

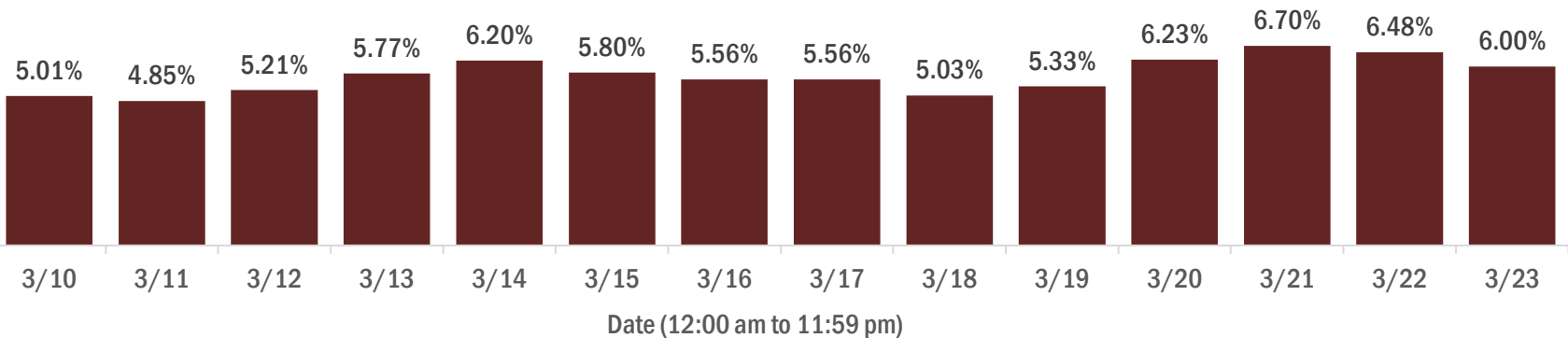
These counts include the number of people for whom the Department received PCR or antigen laboratory results by day. People tested on multiple days will be included for each day a new result was received. A person is only counted once for each day they are tested, regardless of whether multiple specimens are tested or multiple results are received. If a person has a positive specimen and a negative specimen in the same day, only the positive result is counted.



Percent positivity for new cases in Florida residents

The percent of positive results ranged from 4.85% to 6.70% over the past 2 weeks and was 6.00% yesterday.

This percent is the number of people who test PCR- or antigen-positive for the first time divided by all the people tested that day, excluding people who have previously tested positive.



# COVID-19: characteristics of 1,984,274 Florida resident cases

Data through Mar 23, 2021 verified as of Mar 24, 2021 at 09:25 AM

Data in this report are provisional and subject to change.

Age group	Cases		Hospitalizations		Deaths	
0-4 years	40,081	<div><div></div></div> 2%	555	<div><div></div></div> 1%	1	0%
5-14 years	125,140	<div><div></div></div> 6%	542	<div><div></div></div> 1%	5	0%
15-24 years	305,622	<div><div></div></div> 15%	2,093	<div><div></div></div> 2%	41	0%
25-34 years	344,840	<div><div></div></div> 17%	4,103	<div><div></div></div> 5%	176	1%
35-44 years	307,529	<div><div></div></div> 15%	6,134	<div><div></div></div> 7%	500	2%
45-54 years	302,224	<div><div></div></div> 15%	9,471	<div><div></div></div> 11%	1,256	4%
55-64 years	261,767	<div><div></div></div> 13%	14,266	<div><div></div></div> 17%	3,521	11%
65-74 years	163,162	<div><div></div></div> 8%	17,543	<div><div></div></div> 21%	6,967	21%
75-84 years	90,217	<div><div></div></div> 5%	17,531	<div><div></div></div> 21%	10,005	30%
85+ years	42,418	<div><div></div></div> 2%	11,759	<div><div></div></div> 14%	10,378	32%
Unknown	1,274	<div><div></div></div> 0%	9	<div><div></div></div> 0%	0	0%
Total	1,984,274		84,006		32,850	

Gender	Cases	
Female	1,037,535	<div><div></div></div> 52%
Male	931,867	<div><div></div></div> 47%
Unknown	14,872	<div><div></div></div> 1%
Total	1,984,274	

Ethnicity	Cases		Hospitalizations		Deaths	
Hispanic	635,600	<div><div></div></div> 32%	21,347	<div><div></div></div> 25%	7,641	<div><div></div></div> 23%
Non-Hispanic	959,531	<div><div></div></div> 48%	58,672	<div><div></div></div> 70%	23,044	<div><div></div></div> 70%
Unknown	389,143	<div><div></div></div> 20%	3,987	<div><div></div></div> 5%	2,165	<div><div></div></div> 7%
Total	1,984,274		84,006		32,850	

Race and ethnicity	Cases		Hospitalizations		Deaths	
White	1,120,710	<div><div></div></div> 56%	54,984	<div><div></div></div> 65%	24,103	<div><div></div></div> 73%
Hispanic	424,820	<div><div></div></div> 21%	15,257	<div><div></div></div> 18%	6,125	<div><div></div></div> 19%
Non-Hispanic	612,613	<div><div></div></div> 31%	38,076	<div><div></div></div> 45%	16,886	<div><div></div></div> 51%
Unknown	83,277	<div><div></div></div> 4%	1,651	<div><div></div></div> 2%	1,092	<div><div></div></div> 3%
Black	261,861	<div><div></div></div> 13%	17,453	<div><div></div></div> 21%	5,227	<div><div></div></div> 16%
Hispanic	15,343	<div><div></div></div> 1%	741	<div><div></div></div> 1%	219	<div><div></div></div> 1%
Non-Hispanic	225,230	<div><div></div></div> 11%	16,355	<div><div></div></div> 19%	4,826	<div><div></div></div> 15%
Unknown	21,288	<div><div></div></div> 1%	357	<div><div></div></div> 0%	182	<div><div></div></div> 1%
Other race	300,514	<div><div></div></div> 15%	9,275	<div><div></div></div> 11%	2,576	<div><div></div></div> 8%
Hispanic	151,370	<div><div></div></div> 8%	4,865	<div><div></div></div> 6%	1,130	<div><div></div></div> 3%
Non-Hispanic	102,665	<div><div></div></div> 5%	3,979	<div><div></div></div> 5%	1,225	<div><div></div></div> 4%
Unknown	46,479	<div><div></div></div> 2%	431	<div><div></div></div> 1%	221	<div><div></div></div> 1%
Unknown race	301,189	<div><div></div></div> 15%	2,294	<div><div></div></div> 3%	944	<div><div></div></div> 3%
Hispanic	44,067	<div><div></div></div> 2%	484	<div><div></div></div> 1%	167	<div><div></div></div> 1%
Non-Hispanic	19,023	<div><div></div></div> 1%	262	<div><div></div></div> 0%	107	<div><div></div></div> 0%
Unknown	238,099	<div><div></div></div> 12%	1,548	<div><div></div></div> 2%	670	<div><div></div></div> 2%
Total	1,984,274		84,006		32,850	

**Hospitalization** counts include anyone who was hospitalized at some point during their illness. It does not reflect the number of people currently hospitalized. **Other race** includes any person with a race of American Indian/Alaskan native, Asian, native Hawaiian/Pacific Islander, or other.

# COVID-19: deaths in Florida residents and staff of long-term care facilities

Data through Mar 23, 2021 verified as of Mar 24, 2021 at 09:25 AM

Data in this report are provisional and subject to change.

For current cases in residents or staff of long-term care facilities, please visit: <https://floridahealthcovid19.gov/>

County	Deaths		County	Deaths		County	Deaths	
Palm Beach	1049	<div></div> 10%	Okaloosa	160	<div></div> 1%	Gilchrist	19	<div></div> 0%
Dade	999	<div></div> 9%	Hernando	156	<div></div> 1%	Calhoun	17	<div></div> 0%
Pinellas	882	<div></div> 8%	Osceola	140	<div></div> 1%	Gulf	17	<div></div> 0%
Broward	657	<div></div> 6%	Charlotte	133	<div></div> 1%	Flagler	16	<div></div> 0%
Hillsborough	559	<div></div> 5%	Clay	119	<div></div> 1%	Wakulla	16	<div></div> 0%
Duval	421	<div></div> 4%	Indian River	116	<div></div> 1%	Bradford	14	<div></div> 0%
Polk	418	<div></div> 4%	Leon	98	<div></div> 1%	Washington	13	<div></div> 0%
Brevard	393	<div></div> 4%	Bay	89	<div></div> 1%	Baker	12	<div></div> 0%
Sarasota	391	<div></div> 4%	Jackson	88	<div></div> 1%	Holmes	10	<div></div> 0%
Orange	390	<div></div> 4%	St. Johns	86	<div></div> 1%	Jefferson	10	<div></div> 0%
Lee	338	<div></div> 3%	Highlands	83	<div></div> 1%	Franklin	9	<div></div> 0%
Marion	322	<div></div> 3%	Santa Rosa	80	<div></div> 1%	Gadsden	9	<div></div> 0%
Volusia	285	<div></div> 3%	Alachua	75	<div></div> 1%	Lafayette	8	<div></div> 0%
Escambia	277	<div></div> 3%	Suwannee	59	<div></div> 1%	Levy	7	<div></div> 0%
St. Lucie	236	<div></div> 2%	Columbia	51	<div></div> 0%	Desoto	6	<div></div> 0%
Seminole	227	<div></div> 2%	Sumter	45	<div></div> 0%	Dixie	5	<div></div> 0%
Lake	222	<div></div> 2%	Putnam	39	<div></div> 0%	Monroe	5	<div></div> 0%
Pasco	219	<div></div> 2%	Nassau	35	<div></div> 0%	Taylor	3	<div></div> 0%
Collier	191	<div></div> 2%	Hendry	29	<div></div> 0%	Hardee	2	<div></div> 0%
Manatee	191	<div></div> 2%	Walton	28	<div></div> 0%	Hamilton	1	<div></div> 0%
Citrus	176	<div></div> 2%	Okeechobee	24	<div></div> 0%	Liberty	1	<div></div> 0%
Martin	165	<div></div> 2%	Madison	20	<div></div> 0%	Total	10,961	

**Note:** cases are summarized by the county of usual residence. Residents and staff may be cases associated with facilities that are not in their county of usual residence, resulting in cases being included below for counties that do not have facilities with known cases.

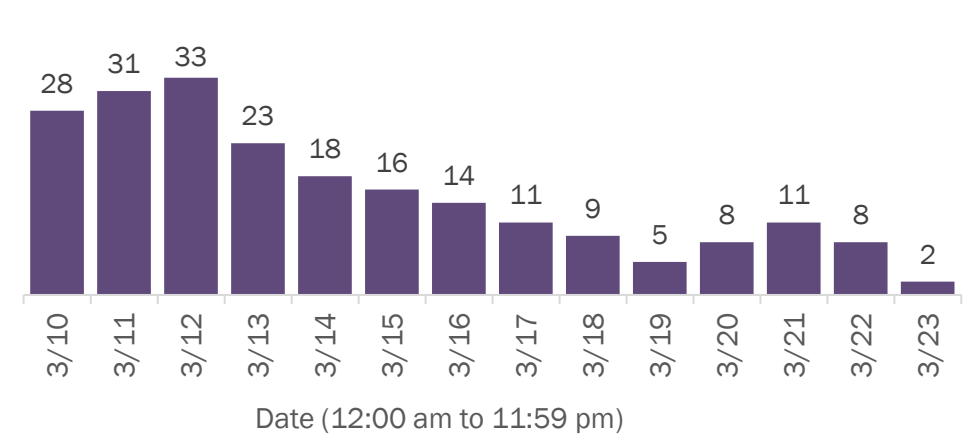
# COVID-19: cases in Florida residents who have died

Data through Mar 23, 2021 verified as of Mar 24, 2021 at 09:25 AM

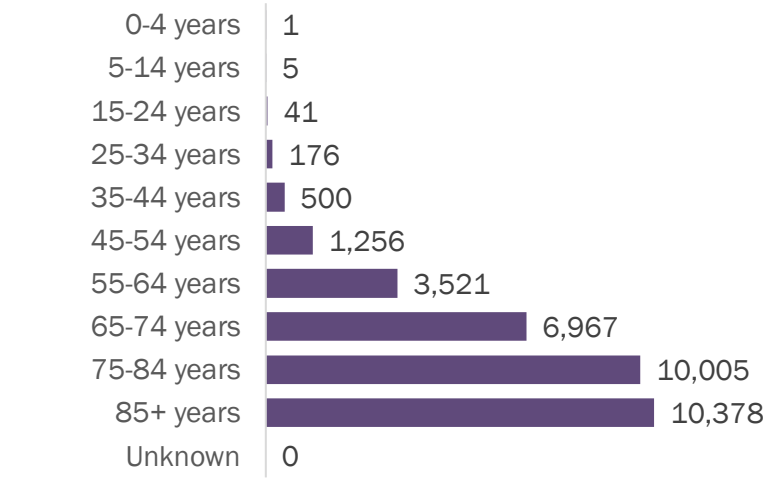
Data in this report are provisional and subject to change.

Demographics for all identified COVID-19 deaths: 32,850

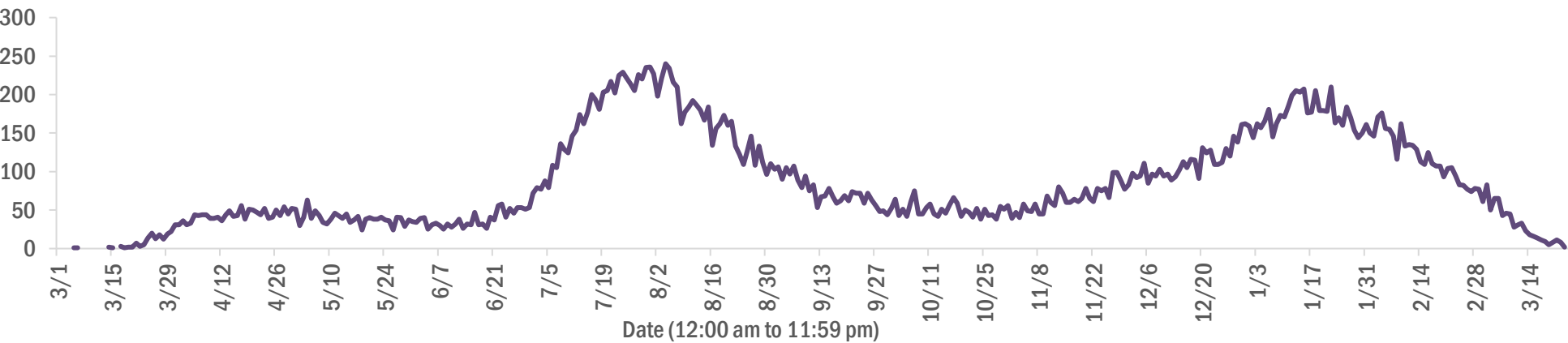
Deaths by date of death for the past 2 weeks



Deaths by age group



Deaths by date of death since March 2020



Age group	Deaths	Cases	Case fatality rate	Mortality rate per 100,000 population
0-4 years	1	40,081	0.0%	0.1
5-14 years	5	125,140	0.0%	0.2
15-24 years	41	305,622	0.0%	1.6
25-34 years	176	344,840	0.1%	6.2
35-44 years	500	307,529	0.2%	19.2
45-54 years	1,256	302,224	0.4%	45.1
55-64 years	3,521	261,767	1.3%	121.7
65-74 years	6,967	163,162	4.3%	287.1
75-84 years	10,005	90,217	11.1%	712.5
85+ years	10,378	42,418	24.5%	1797.0
Unknown	0	1,274	0.0%	
Total	32,850	1,984,274	1.7%	152.1

Gender	Deaths	Cases	Case fatality rate	Mortality rate per 100,000 population
Male	18,442	931,867	2.0%	174.7
Female	14,407	1,037,535	1.4%	130.5
Unknown	1	14,872	0.0%	
Total	32,850	1,984,274	1.7%	152.1

Race	Deaths	Cases	Case fatality rate	Mortality rate per 100,000 population
Black	5,227	261,861	2.0%	142.9
White	24,103	1,120,710	2.2%	144.3
Other	2,576	300,514	0.9%	207.0
Unknown	944	301,189	0.3%	
Total	32,850	1,984,274	1.7%	152.1

Ethnicity	Deaths	Cases	Case fatality rate	Mortality rate per 100,000 population
Non-Hispanic	23,044	959,531	2.4%	144.7
Hispanic	7,641	635,600	1.2%	134.6
Unknown	2,165	389,143	0.6%	
Total	32,850	1,984,274	1.7%	152.1

# COVID-19: characteristics of 1,984,274 cases

Data through Mar 23, 2021 verified as of Mar 24, 2021 at 09:25 AM

Data in this report are provisional and subject to change.

Tables below include cases in Florida residents and non-Florida residents.

All 67 Florida counties have cases:

County	FL resident cases		Non-FL resident cases	Total cases	FL resident deaths	FL death rate
Dade	432,058	<div></div> 22%	5,394	437,452	5,751	1.3%
Broward	207,313	<div></div> 10%	2,435	209,748	2,609	1.3%
Palm Beach	126,773	<div></div> 6%	2,256	129,029	2,603	2.1%
Orange	119,442	<div></div> 6%	1,731	121,173	1,169	1.0%
Hillsborough	117,921	<div></div> 6%	990	118,911	1,582	1.3%
Duval	90,275	<div></div> 5%	1,497	91,772	1,283	1.4%
Pinellas	68,981	<div></div> 3%	1,727	70,708	1,531	2.2%
Lee	59,323	<div></div> 3%	2,065	61,388	909	1.5%
Polk	59,689	<div></div> 3%	426	60,115	1,221	2.0%
Osceola	38,325	<div></div> 2%	643	38,968	473	1.2%
Volusia	36,482	<div></div> 2%	621	37,103	700	1.9%
Brevard	35,913	<div></div> 2%	635	36,548	792	2.2%
Pasco	35,269	<div></div> 2%	314	35,583	681	1.9%
Escambia	31,037	<div></div> 2%	3,587	34,624	658	2.1%
Manatee	33,358	<div></div> 2%	777	34,135	629	1.9%
Collier	30,773	<div></div> 2%	1,177	31,950	490	1.6%
Leon	29,215	<div></div> 1%	872	30,087	301	1.0%
Seminole	29,048	<div></div> 1%	222	29,270	450	1.5%
Marion	28,592	<div></div> 1%	140	28,732	910	3.2%
Sarasota	27,321	<div></div> 1%	1,363	28,684	776	2.8%
Lake	25,771	<div></div> 1%	428	26,199	592	2.3%
St. Lucie	23,435	<div></div> 1%	170	23,605	573	2.4%
Alachua	22,834	<div></div> 1%	264	23,098	255	1.1%
St. Johns	20,580	<div></div> 1%	292	20,872	201	1.0%
Okaloosa	19,434	<div></div> 1%	209	19,643	344	1.8%
Bay	18,712	<div></div> 1%	746	19,458	369	2.0%
Santa Rosa	17,424	<div></div> 1%	220	17,644	276	1.6%
Clay	17,169	<div></div> 1%	47	17,216	325	1.9%
Hernando	12,046	<div></div> 1%	91	12,137	433	3.6%
Indian River	11,476	<div></div> 1%	97	11,573	278	2.4%
Charlotte	11,094	<div></div> 1%	180	11,274	389	3.5%
Martin	10,979	<div></div> 1%	202	11,181	300	2.7%
Citrus	10,103	<div></div> 1%	87	10,190	421	4.2%
Sumter	8,545	<div></div> 0%	99	8,644	243	2.8%
Nassau	7,503	<div></div> 0%	430	7,933	118	1.6%

County	FL resident cases		Non-FL resident cases	Total cases	FL resident deaths	FL death rate
Columbia	7,751	<div></div> 0%	37	7,788	162	2.1%
Highlands	7,469	<div></div> 0%	83	7,552	314	4.2%
Walton	6,500	<div></div> 0%	772	7,272	81	1.2%
Flagler	6,424	<div></div> 0%	79	6,503	93	1.4%
Monroe	5,936	<div></div> 0%	347	6,283	48	0.8%
Jackson	5,975	<div></div> 0%	64	6,039	154	2.6%
Putnam	5,963	<div></div> 0%	20	5,983	133	2.2%
Gadsden	5,502	<div></div> 0%	16	5,518	89	1.6%
Suwannee	5,174	<div></div> 0%	28	5,202	135	2.6%
Hendry	4,425	<div></div> 0%	17	4,442	77	1.7%
Desoto	3,988	<div></div> 0%	19	4,007	80	2.0%
Okeechobee	3,632	<div></div> 0%	49	3,681	84	2.3%
Unknown	369	<div></div> 0%	3,154	3,523	0	0.0%
Baker	3,329	<div></div> 0%	15	3,344	59	1.8%
Wakulla	3,220	<div></div> 0%	12	3,232	53	1.6%
Levy	3,038	<div></div> 0%	13	3,051	43	1.4%
Bradford	2,897	<div></div> 0%	13	2,910	54	1.9%
Hardee	2,866	<div></div> 0%	14	2,880	37	1.3%
Taylor	2,688	<div></div> 0%	6	2,694	45	1.7%
Washington	2,638	<div></div> 0%	20	2,658	49	1.9%
Holmes	2,177	<div></div> 0%	31	2,208	46	2.1%
Madison	2,003	<div></div> 0%	26	2,029	43	2.1%
Gulf	1,880	<div></div> 0%	23	1,903	41	2.2%
Union	1,768	<div></div> 0%	1	1,769	70	4.0%
Calhoun	1,644	<div></div> 0%	3	1,647	42	2.6%
Lafayette	1,604	<div></div> 0%	0	1,604	25	1.6%
Hamilton	1,564	<div></div> 0%	19	1,583	23	1.5%
Dixie	1,540	<div></div> 0%	3	1,543	23	1.5%
Gilchrist	1,471	<div></div> 0%	4	1,475	37	2.5%
Jefferson	1,398	<div></div> 0%	22	1,420	24	1.7%
Franklin	1,260	<div></div> 0%	33	1,293	16	1.3%
Liberty	1,050	<div></div> 0%	1	1,051	16	1.5%
Glades	918	<div></div> 0%	4	922	19	2.1%
Total	1,984,274		37,382	2,021,656	32,850	1.7%



# COVID-19: characteristics of 1,984,274 Florida resident cases

Data through Mar 23, 2021 verified as of Mar 24, 2021 at 09:25 AM

Data in this report are provisional and subject to change.

The table below includes the cities and counties of residence for cases in Florida residents based on the patient's ZIP Code. Note that city is not always received as part of the initial notification and may be missing while the case is being investigated.

City and county	Cases
Miami, Dade	250,191
Orlando, Orange	88,178
Jacksonville, Duval	84,827
Tampa, Hillsborough	68,722
Hialeah, Dade	61,053
Fort Lauderdale, Broward	44,318
Hollywood, Broward	39,648
West Palm Beach, Palm Beach	30,948
Kissimmee, Osceola	29,555
Tallahassee, Leon	28,205
Homestead, Dade	26,416
Naples, Collier	25,990
Pensacola, Escambia	25,808
Saint Petersburg, Pinellas	25,279
Fort Myers, Lee	23,144
Bradenton, Manatee	21,741
Boca Raton, Palm Beach	21,519
Ocala, Marion	21,057
Lakeland, Polk	20,829
Pompano Beach, Broward	19,902
Gainesville, Alachua	18,169
Sarasota, Sarasota	16,898
Port Saint Lucie, St. Lucie	15,537
Lake Worth, Palm Beach	15,393
Cape Coral, Lee	15,071
Miami Beach, Dade	13,781
Clearwater, Pinellas	13,563
Miramar, Broward	13,513
Boynton Beach, Palm Beach	12,308
Doral, Dade	11,986
Coral Springs, Broward	11,983
Panama City, Bay	11,902
Miami Gardens, Dade	11,507
Saint Augustine, St. Johns	11,031
Melbourne, Brevard	10,345
Winter Haven, Polk	10,031
Delray Beach, Palm Beach	9,540
Lehigh Acres, Lee	9,457
Davie, Broward	9,133
Riverview, Hillsborough	9,014
Vero Beach, Indian River	8,824
Milton, Santa Rosa	8,412
Palm Bay, Brevard	8,323
New Port Richey, Pasco	8,170
Sunrise, Broward	8,143
Fort Pierce, St. Lucie	7,739
Saint Cloud, Osceola	7,606
Coral Gables, Dade	7,598
Largo, Pinellas	7,533
Apopka, Orange	7,381
Daytona Beach, Volusia	7,367
Plantation, Broward	7,192
Spring Hill, Hernando	7,167
Lake City, Columbia	7,050
Orange Park, Clay	6,993
North Miami Beach, Dade	6,985
Clermont, Lake	6,878
Davenport, Polk	6,826
Brandon, Hillsborough	6,746

# COVID-19: characteristics of 1,984,274 Florida resident cases

Data through Mar 23, 2021 verified as of Mar 24, 2021 at 09:25 AM

Data in this report are provisional and subject to change.

The table below includes the cities and counties of residence for cases in Florida residents based on the patient's ZIP Code. Note that city is not always received as part of the initial notification and may be missing while the case is being investigated.

City and county	Cases
Jupiter, Palm Beach	6,540
Weston, Broward	6,471
Sanford, Seminole	6,462
Plant City, Hillsborough	6,393
Deltona, Volusia	6,367
Deerfield Beach, Broward	6,037
Winter Garden, Orange	5,901
Tamarac, Broward	5,557
Port Charlotte, Charlotte	5,441
Palm Coast, Flagler	5,400
Fort Walton Beach, Okaloosa	5,396
Stuart, Martin	5,186
Crestview, Okaloosa	5,181
Wesley Chapel, Pasco	5,163
Coconut Creek, Broward	5,095
Palm Beach Gardens, Palm Beach	5,039
Margate, Broward	5,035
Land O Lakes, Pasco	4,927
Winter Park, Orange	4,900
Deland, Volusia	4,890
Palm Harbor, Pinellas	4,828
Palmetto, Manatee	4,803
Oviedo, Seminole	4,776
Wellington, Palm Beach	4,765
Miami Lakes, Dade	4,464
Opa Locka, Dade	4,397
Altamonte Springs, Seminole	4,385
Lutz, Hillsborough	4,346
Port Orange, Volusia	4,277
Middleburg, Clay	4,207
Brooksville, Hernando	4,206
Haines City, Polk	4,182
Valrico, Hillsborough	4,149
Venice, Sarasota	4,124
The Villages, Sumter	4,092
North Port, Sarasota	4,079
Hallandale, Broward	4,052
Live Oak, Suwannee	4,019
Punta Gorda, Charlotte	4,009
Ocoee, Orange	4,009
Pembroke Pines, Broward	4,006
Sebring, Highlands	3,994
Leesburg, Lake	3,993
Saint Johns, St. Johns	3,885
Arcadia, Desoto	3,880
Seminole, Pinellas	3,784
Bonita Springs, Lee	3,762
Ormond Beach, Volusia	3,760
Zephyrhills, Pasco	3,755
Navarre, Santa Rosa	3,642
Okeechobee, Okeechobee	3,621
Pinellas Park, Pinellas	3,498
Windermere, Orange	3,491
North Lauderdale, Broward	3,438
Longwood, Seminole	3,431
North Miami, Dade	3,413
Immokalee, Collier	3,407
Ruskin, Hillsborough	3,363
Cocoa, Brevard	3,333



# COVID-19: characteristics of 1,984,274 Florida resident cases

Data through Mar 23, 2021 verified as of Mar 24, 2021 at 09:25 AM

Data in this report are provisional and subject to change.

The table below includes the cities and counties of residence for cases in Florida residents based on the patient's ZIP Code. Note that city is not always received as part of the initial notification and may be missing while the case is being investigated.

City and county	Cases
Gulf Breeze, Santa Rosa	3,275
Niceville, Okaloosa	3,236
Cantonment, Escambia	3,119
Panama City Beach, Bay	3,031
Lake Worth Beach, Palm Beach	3,026
Key West, Monroe	2,993
Jacksonville Beach, Duval	2,992
Casselberry, Seminole	2,982
Quincy, Gadsden	2,933
Titusville, Brevard	2,892
Crawfordville, Wakulla	2,890
Port Richey, Pasco	2,879
Hudson, Pasco	2,869
Dade City, Pasco	2,854
North Fort Myers, Lee	2,788
Bartow, Polk	2,788
Palatka, Putnam	2,767
Oakland Park, Broward	2,766
Winter Springs, Seminole	2,764
Cutler Ridge, Dade	2,755
Fernandina Beach, Nassau	2,720
Lake Mary, Seminole	2,690
Green Cove Springs, Clay	2,687
Aventura, Dade	2,670
Kissimmee, Polk	2,642
Auburndale, Polk	2,631
Merritt Island, Brevard	2,597
Ponte Vedra Beach, St. Johns	2,572
Lake Wales, Polk	2,568
New Smyrna Beach, Volusia	2,562
Perry, Taylor	2,522
Tarpon Springs, Pinellas	2,504
Lynn Haven, Bay	2,477
Inverness, Citrus	2,403
Marianna, Jackson	2,391
Belle Glade, Palm Beach	2,387
Parkland, Broward	2,361
Clewiston, Hendry	2,305
Eustis, Lake	2,303
Fleming Island, Clay	2,289
Wimauma, Hillsborough	2,283
Cooper City, Broward	2,268
Santa Rosa Beach, Walton	2,262
Royal Palm Beach, Palm Beach	2,256
Dunedin, Pinellas	2,250
Loxahatchee, Palm Beach	2,247
Esteros, Lee	2,224
Holiday, Pasco	2,168
Sarasota, Manatee	2,071
Defuniak Springs, Walton	2,066
Rockledge, Brevard	2,059
Key Biscayne, Dade	2,056
Parrish, Manatee	2,055
Chipley, Washington	2,048
Destin, Okaloosa	1,985
Labelle, Hendry	1,980
Odessa, Hillsborough	1,969
Palm City, Martin	1,965
Mount Dora, Lake	1,962

# COVID-19: characteristics of 1,984,274 Florida resident cases

Data through Mar 23, 2021 verified as of Mar 24, 2021 at 09:25 AM

Data in this report are provisional and subject to change.

The table below includes the cities and counties of residence for cases in Florida residents based on the patient's ZIP Code. Note that city is not always received as part of the initial notification and may be missing while the case is being investigated.

City and county	Cases
Starke, Bradford	1,958
Riviera Beach, Palm Beach	1,945
Avon Park, Highlands	1,928
Mulberry, Polk	1,903
Seffner, Hillsborough	1,877
Tavares, Lake	1,873
Summerfield, Marion	1,794
Yulee, Nassau	1,784
Groveland, Lake	1,770
Pinecrest, Dade	1,745
Lithia, Hillsborough	1,742
Maitland, Orange	1,700
Orange City, Volusia	1,686
Wauchula, Hardee	1,675
Macclenny, Baker	1,631
Sebastian, Indian River	1,624
Callahan, Nassau	1,596
Palmetto Bay, Dade	1,589
Lady Lake, Lake	1,582
Missing, Dade	1,580
Mayo, Lafayette	1,575
Bonifay, Holmes	1,557
Ponte Vedra, St. Johns	1,554
Coconut Grove, Dade	1,553
Carol City, Dade	1,553
Homosassa, Citrus	1,551
Crystal River, Citrus	1,529
Dania, Broward	1,506
Crossings, Dade	1,483
Lake Placid, Highlands	1,418
Pace, Santa Rosa	1,415
Gibsonton, Hillsborough	1,408
Oldsmar, Pinellas	1,390
Hobe Sound, Martin	1,378
Florida City, Dade	1,375
Sun City Center, Hillsborough	1,373
Lake Butler, Union	1,370
Dover, Hillsborough	1,363
Apollo Beach, Hillsborough	1,362
Atlantic Beach, Duval	1,341
Edgewater, Volusia	1,338
Madison, Madison	1,329
Dunnellon, Marion	1,310
Palm Springs, Palm Beach	1,307
Debary, Volusia	1,299
Biscayne Park, Dade	1,288
Monticello, Jefferson	1,279
Alachua, Alachua	1,263
Belleview, Marion	1,249
Indiantown, Martin	1,240
Graceville, Jackson	1,228
North Palm Beach, Palm Beach	1,211
Lantana, Palm Beach	1,194
Century, Escambia	1,171
South Miami, Dade	1,153
Newberry, Alachua	1,130
Lecanto, Citrus	1,119
Safety Harbor, Pinellas	1,117
Ellenton, Manatee	1,105

# COVID-19: characteristics of 1,984,274 Florida resident cases

Data through Mar 23, 2021 verified as of Mar 24, 2021 at 09:25 AM

Data in this report are provisional and subject to change.

The table below includes the cities and counties of residence for cases in Florida residents based on the patient's ZIP Code. Note that city is not always received as part of the initial notification and may be missing while the case is being investigated.

City and county	Cases
Williston, Levy	1,099
Jensen Beach, Martin	1,089
Havana, Gadsden	1,083
El Portal, Dade	1,078
Beverly Hills, Citrus	1,070
Hilliard, Nassau	1,058
Lauderhill, Broward	1,052
Satellite Beach, Brevard	1,051
Freeport, Walton	1,042
Blountstown, Calhoun	1,036
Jasper, Hamilton	1,023
Trenton, Gilchrist	1,000
Wilton Manors, Broward	997
Wildwood, Sumter	995
Wewahitchka, Gulf	966
Nokomis, Sarasota	964
Englewood, Charlotte	964
Sanderson, Baker	946
Keystone Heights, Clay	940
Hernando, Citrus	935
Key Largo, Monroe	935
Frostproof, Polk	929
Mary Esther, Okaloosa	922
Fellsmere, Indian River	921
Bushnell, Sumter	912
Everglades National Park, Dade	904
Dunnellon, Citrus	899
Polk City, Polk	896
Lauderdale Lakes, Broward	893
Medley, Dade	886
Fisher Island, Dade	886
Port Saint Joe, Gulf	884
Shalimar, Okaloosa	881
Moore Haven, Glades	859
Coleman, Sumter	839
Cross City, Dixie	815
Bristol, Liberty	814
Marco Island, Collier	811
Pahokee, Palm Beach	808
South Bay, Palm Beach	805
Cocoa Beach, Brevard	798
Chiefland, Levy	786
Fort Meade, Polk	777
High Springs, Alachua	762
Minneola, Lake	761
Sorrento, Lake	759
Trinity, Pasco	757
Indialantic, Brevard	750
Spring Hill, Pasco	748
Glen Saint Mary, Baker	747
Englewood, Sarasota	734
Fruitland Park, Lake	730
Thonotosassa, Hillsborough	728
Chattahoochee, Gadsden	727
Southwest Ranches, Broward	709
Miramar Beach, Walton	705
Olympia Heights, Dade	704
Marathon, Monroe	704
Crescent City, Putnam	704

# COVID-19: characteristics of 1,984,274 Florida resident cases

Data through Mar 23, 2021 verified as of Mar 24, 2021 at 09:25 AM

Data in this report are provisional and subject to change.

The table below includes the cities and counties of residence for cases in Florida residents based on the patient's ZIP Code. Note that city is not always received as part of the initial notification and may be missing while the case is being investigated.

City and county	Cases
Uleta, Dade	702
Interlachen, Putnam	690
Coral, Dade	679
Umatilla, Lake	678
Fort Myers Beach, Lee	678
Bowling Green, Hardee	667
Lawtey, Bradford	666
Old Town, Dixie	666
Jacksonville, St. Johns	653
Lake Alfred, Polk	652
West Melbourne, Brevard	650
Fort White, Columbia	639
Neptune Beach, Duval	629
Silver Springs, Marion	614
Weeki Wachee, Hernando	606
Baker, Okaloosa	591
South Daytona, Volusia	581
Surfside, Dade	575
Belle Isle, Orange	573
Palm Beach, Palm Beach	570
Clearwater Beach, Pinellas	566
Bronson, Levy	566
Bunnell, Flagler	558
Gulfport, Pinellas	554
Sneads, Jackson	554
Jay, Santa Rosa	546
Carrabelle, Franklin	523
Mascotte, Lake	516
Hawthorne, Alachua	503
Rotunda West, Charlotte	503
Oxford, Sumter	495
Sweetwater, Dade	492
Oakland, Orange	487
Molino, Escambia	484
Cottondale, Jackson	483
Citra, Marion	479
Myakka City, Manatee	472
Youngstown, Bay	472
Midway, Gadsden	469
Zolfo Springs, Hardee	468
Florida State University, Leon	467
Mims, Brevard	463
Ocklawaha, Marion	462
Cape Canaveral, Brevard	461
Tavernier, Monroe	458
Melbourne Beach, Brevard	457
Indian Harbour Beach, Brevard	456
East Palatka, Putnam	455
Alva, Lee	440
Bal Harbour, Dade	437
Flagler Beach, Flagler	437
Altha, Calhoun	436
Dundee, Polk	434
Bell, Gilchrist	431
Celebration, Osceola	431
Branford, Suwannee	429
Apalachicola, Franklin	416
Webster, Sumter	397
Centerville, Leon	394

# COVID-19: characteristics of 1,984,274 Florida resident cases

Data through Mar 23, 2021 verified as of Mar 24, 2021 at 09:25 AM

Data in this report are provisional and subject to change.

The table below includes the cities and counties of residence for cases in Florida residents based on the patient's ZIP Code. Note that city is not always received as part of the initial notification and may be missing while the case is being investigated.

City and county	Cases
Haverhill, Palm Beach	392
Archer, Alachua	385
De Leon Springs, Volusia	382
Eagle Lake, Polk	379
Osprey, Sarasota	367
Raiford, Union	365
Hastings, St. Johns	364
Grand Ridge, Jackson	359
West Miami, Dade	357
Floral City, Citrus	355
Tequesta, Palm Beach	354
Holly Hill, Volusia	348
Missing, Volusia	343
Chuluota, Seminole	341
Ave Maria, Collier	339
Lake Park, Palm Beach	339
Pierson, Volusia	337
Grand Island, Lake	336
Greenville, Madison	332
Vernon, Washington	324
Montverde, Lake	321
Malone, Jackson	316
Jennings, Hamilton	313
Satsuma, Putnam	312
Indian Rocks Beach, Pinellas	310
Missing, Orange	309
Gotha, Orange	308
Sebastian, Brevard	308
Eastpoint, Franklin	302
Laurel Hill, Okaloosa	301
Bryceville, Nassau	299
Kenneth City, Pinellas	299
Melrose, Putnam	296
Reddick, Marion	296
Alafaya, Orange	296
Fort McCoy, Marion	294
Malabar, Brevard	294
Westville, Holmes	294
Elkton, St. Johns	293
Valparaiso, Okaloosa	287
Lake Panasoffkee, Sumter	286
Lehigh, Lee	285
Winter Park, Seminole	279
Greenwood, Jackson	274
O Brien, Suwannee	272
San Antonio, Pasco	272
Anthony, Marion	272
Ponce De Leon, Holmes	270
Belleair, Pinellas	268
Geneva, Seminole	264
Greenacres, Palm Beach	258
Morriston, Levy	258
Hallandale Beach, Broward	250
Inlet Beach, Walton	244
South Pasadena, Pinellas	242
Fountain, Bay	240
Sanibel, Lee	239
Eglin Air Force Base, Okaloosa	237
Lee, Madison	236

# COVID-19: characteristics of 1,984,274 Florida resident cases

Data through Mar 23, 2021 verified as of Mar 24, 2021 at 09:25 AM

Data in this report are provisional and subject to change.

The table below includes the cities and counties of residence for cases in Florida residents based on the patient's ZIP Code. Note that city is not always received as part of the initial notification and may be missing while the case is being investigated.

City and county	Cases
Edgewood, Orange	234
Fern Park, Seminole	233
Kindred, Osceola	230
Southport, Bay	229
University Of Central Fl, Orange	227
White Springs, Hamilton	226
Weirsdale, Marion	225
Longboat Key, Manatee	223
Hosford, Liberty	221
Gretna, Gadsden	221
Saint James City, Lee	215
Wellborn, Suwannee	214
Islamorada, Monroe	212
Holt, Okaloosa	208
Mcdavid, Escambia	207
Lakewood Ranch, Manatee	206
Astatula, Lake	205
Holmes Beach, Manatee	200
Bay Harbor Islands, Dade	198
Howey-In-The-Hills, Lake	195
Poinciana, Polk	195
Juno Beach, Palm Beach	193
Micanopy, Alachua	190
Madeira Beach, Pinellas	190
Mcalpin, Suwannee	189
Babson Park, Polk	187
Sopchoppy, Wakulla	186
Altoona, Lake	185
Alford, Jackson	184
Atlantis, Palm Beach	183
Zellwood, Orange	183
Azalea Park, Orange	183
The Villages, Marion	181
Lake Helen, Volusia	176
The Villages, Lake	176
Lauderdale By The Sea, Broward	175
Viera, Brevard	168
Odessa, Pasco	168
Center Hill, Sumter	167
Mangonia Park, Palm Beach	166
Cutler Bay, Dade	162
Summerland Key, Monroe	161
University Of Miami, Dade	161
Caryville, Washington	161
Golden Beach, Dade	159
Osteen, Volusia	158
Pomona Park, Putnam	157
Bokeelia, Lee	155
Lockhart, Orange	152
Hypoluxo, Palm Beach	151
Oak Hill, Volusia	150
Rocky Point, Hillsborough	149
Grant-Valkaria, Brevard	148
University Of Fl, Alachua	148
Bay Lake, Orange	146
Citrus Springs, Citrus	145
Lutz, Pasco	145
Sumterville, Sumter	145
Ponce Inlet, Volusia	144



# COVID-19: characteristics of 1,984,274 Florida resident cases

Data through Mar 23, 2021 verified as of Mar 24, 2021 at 09:25 AM

Data in this report are provisional and subject to change.

The table below includes the cities and counties of residence for cases in Florida residents based on the patient's ZIP Code. Note that city is not always received as part of the initial notification and may be missing while the case is being investigated.

City and county	Cases
Hiawassee, Orange	140
Clair-Mel City, Hillsborough	137
Hollister, Putnam	136
Big Pine Key, Monroe	135
Lady Lake, Sumter	135
Carrollwood, Hillsborough	135
Paisley, Lake	130
Missing, Lee	129
Inglis, Levy	128
Baldwin, Duval	128
Cloud Lake, Palm Beach	128
Hampton, Bradford	126
San Mateo, Putnam	126
Apopka, Seminole	125
Christmas, Orange	124
Steinhatchee, Taylor	124
Lake Hamilton, Polk	121
Kendall, Dade	121
Matlacha, Lee	120
Clarksville, Calhoun	119
West Park, Broward	118
University Of Central Florida, Orange	114
Placida, Charlotte	112
Belleair Beach, Pinellas	112
Buena Ventura Lakes, Osceola	111
Callaway, Bay	109
Tierra Verde, Pinellas	109
Lighthouse Point, Broward	106
Panacea, Wakulla	106
Saint Leo, Pasco	105
Barry University, Dade	103
Seville, Volusia	103
Dinsmore, Duval	102
Harmony, Osceola	102
Temple Terrace, Hillsborough	102
Astor, Lake	101
Hurlburt Field, Okaloosa	101
Lamont, Jefferson	101
Brooker, Bradford	101
Missing, St. Johns	99
Cedar Key, Levy	99
South Fort Myers, Lee	98
Canal Point, Palm Beach	97
Dania Beach, Broward	97
Bradenton Beach, Manatee	96
Waldo, Alachua	95
Bascom, Jackson	95
Barefoot Bay, Brevard	95
Tyndall Air Force Base, Bay	95
Fruit Cove, St. Johns	95
Florahome, Putnam	94
Missing, Pinellas	94
Florida Gulf Coast Univ, Lee	93
City Of Sunrise, Broward	92
University Of South Florida, Hillsborough	88
Maitland, Seminole	87
Pinetta, Madison	87
Crystal Beach, Pinellas	86
Kathleen, Polk	85

# COVID-19: characteristics of 1,984,274 Florida resident cases

Data through Mar 23, 2021 verified as of Mar 24, 2021 at 09:25 AM

Data in this report are provisional and subject to change.

The table below includes the cities and counties of residence for cases in Florida residents based on the patient's ZIP Code. Note that city is not always received as part of the initial notification and may be missing while the case is being investigated.

City and county	Cases
Missing, Marion	83
Sunny Isles Beach, Dade	83
Lorida, Highlands	82
F M, Lee	80
Fort Denaud, Hendry	80
Ocean Ridge, Palm Beach	78
Yalaha, Lake	77
Missing, St. Lucie	77
Welaka, Putnam	75
Missing, Sumter	75
Eatonville, Orange	75
Patrick Air Force Base, Brevard	74
Saint Pete Beach, Pinellas	74
Avon Park, Polk	73
Princeton, Dade	73
Palma Ceia, Hillsborough	73
Missing, Lake	71
Campbellton, Jackson	70
Boca Grande, Lee	69
Air Mail Facility, Dade	69
North Venice, Sarasota	68
Ochopee, Collier	68
Greensboro, Gadsden	66
Anna Maria, Manatee	65
Stock Island, Monroe	64
Cudjoe Key, Monroe	63
Missing, Duval	62
Reunion, Osceola	61
Bonita Beach, Lee	59
Treasure Island, Pinellas	59
Destin, Walton	59
Georgetown, Putnam	59
Missing, Pasco	58
Micco, Brevard	58
North Redington Beach, Pinellas	58
Mexico Beach, Bay	58
Bellview, Escambia	57
Felda, Hendry	57
Orlando, Seminole	57
Missing, Palm Beach	56
Miami Springs, Dade	55
Missing, Santa Rosa	54
Miami, Unknown	54
Lake Suzy, Desoto	54
Northdale, Hillsborough	53
Walnut Hill, Escambia	53
Ona, Hardee	53
Orlando, Dade	52
Okahumpka, Lake	52
Duette, Manatee	52
Singer Island, Palm Beach	52
Heathrow, Seminole	51
Miromar Lakes, Lee	50
Enterprise, Volusia	50
Town N Country, Hillsborough	50
Palm Beach Shores, Palm Beach	49
Salt Springs, Marion	49
University Of Tampa, Hillsborough	49
Aloma, Orange	49

# COVID-19: characteristics of 1,984,274 Florida resident cases

Data through Mar 23, 2021 verified as of Mar 24, 2021 at 09:25 AM

Data in this report are provisional and subject to change.

The table below includes the cities and counties of residence for cases in Florida residents based on the patient's ZIP Code. Note that city is not always received as part of the initial notification and may be missing while the case is being investigated.

City and county	Cases
Terra Ceia, Manatee	48
Cinco Bayou, Okaloosa	47
Intercession City, Osceola	47
Sewalls Point, Martin	45
Florence Villa, Polk	45
Highland City, Polk	45
Waverly, Polk	44
Green Acres, Palm Beach	44
Kenansville, Osceola	43
Eaton Park, Polk	43
Orlando, Osceola	43
Gulf Breeze, Escambia	43
Lacoochee, Pasco	42
Village Of Wellington, Palm Beach	42
Ebro, Washington	42
Manalapan, Palm Beach	42
Florida International Univ, Dade	41
Key Colony Beach, Monroe	41
Bayonet Point, Pasco	41
Saint Johns, Duval	40
Naranja, Dade	40
Cortez, Manatee	40
Village Wellington, Palm Beach	39
Orlando, Broward	39
Missing, Broward	38
Ponte Vedra, Duval	37
Florida A And M University, Leon	37
Orlando, Volusia	37
Hialeah Gardens, Dade	36
Missing, Hillsborough	35
Stetson University, Volusia	35
Orlando, Polk	35
Miami, Broward	34
Pasadena, Pinellas	34
Lakeshore, Polk	34
Bay Pines, Pinellas	34
Tice, Lee	34
Miami Shores, Dade	34
Flemington, Marion	34
North Bay Village, Dade	34
Highland Beach, Palm Beach	34
Siesta Key, Sarasota	33
Wekiva Springs, Seminole	33
Palm Shores, Brevard	33
Homeland, Polk	33
Lulu, Columbia	33
Bonaventure, Broward	33
Dowling Park, Suwannee	33
Missing, Seminole	33
Venus, Highlands	32
Davenport, Osceola	32
Hallandle Beach, Broward	32
Bagdad, Santa Rosa	32
Eloise, Polk	31
Nocatee, Desoto	30
Mcintosh, Marion	30
Univ Of FI Student Dorms, Alachua	30
Kinard, Calhoun	30
Penney Farms, Clay	30

# COVID-19: characteristics of 1,984,274 Florida resident cases

Data through Mar 23, 2021 verified as of Mar 24, 2021 at 09:25 AM

Data in this report are provisional and subject to change.

The table below includes the cities and counties of residence for cases in Florida residents based on the patient's ZIP Code. Note that city is not always received as part of the initial notification and may be missing while the case is being investigated.

City and county	Cases
Bayshore Gardens, Manatee	30
Bonita Springs, Collier	29
Lealman, Pinellas	29
Alturas, Polk	29
Jupiter, Martin	29
South Palm Beach, Palm Beach	29
Poinciana, Osceola	29
Orlando, Hillsborough	28
Sugarloaf Key, Monroe	28
Little Torch Key, Monroe	28
Pensacola Beach, Santa Rosa	28
Westlake, Palm Beach	28
Horseshoe Beach, Dixie	28
Caryville, Holmes	27
Chokoloskee, Collier	27
City Of Westlake, Palm Beach	27
Florida State, Leon	27
Homosassa Springs, Citrus	27
Saint Marks, Wakulla	27
Indian Lake Estates, Polk	26
Fort Lauderdale, Dade	26
Palmdale, Glades	26
Long Key, Monroe	26
Ridge Manor, Pasco	26
Bradley, Polk	26
Pine Hills, Orange	26
Pembroke Park, Broward	25
Tangerine, Orange	25
South Miami Heights, Dade	25
Missing, Monroe	25
New Smyrna, Volusia	25
Earleton, Alachua	25
Missing, Escambia	24
Missing, Manatee	24
Santa Fe, Alachua	24
Westchase, Hillsborough	24
Labelle, Glades	24
Hawthorne, Putnam	24
Archer, Levy	23
Paxton, Walton	23
Yankeetown, Levy	23
Sydney, Hillsborough	23
Goulds, Dade	23
Balm, Hillsborough	22
Tioga, Alachua	22
Missing, Citrus	22
Orange Lake, Marion	22
Sparr, Marion	22
Citrus Ridge, Indian River	22
Wausau, Washington	22
Loughman, Polk	22
Missing, Brevard	22
Florida Dept Of Corrections, Union	22
Bostwick, Putnam	22
Kissimmee, Orange	22
La Crosse, Alachua	22
Missing, Indian River	21
Bonifay, Washington	21
Plymouth, Orange	21

# COVID-19: characteristics of 1,984,274 Florida resident cases

Data through Mar 23, 2021 verified as of Mar 24, 2021 at 09:25 AM

Data in this report are provisional and subject to change.

The table below includes the cities and counties of residence for cases in Florida residents based on the patient's ZIP Code. Note that city is not always received as part of the initial notification and may be missing while the case is being investigated.

City and county	Cases
Everglades City, Collier	21
Pine Castle, Orange	21
Wabasso, Indian River	21
Florida International University, Dade	21
Perdido Key, Escambia	21
Indian River Shores, Indian River	20
Sun City, Hillsborough	20
Branford, Lafayette	20
Crystal Springs, Pasco	20
Redington Shores, Pinellas	20
Fort Ogden, Desoto	20
Mango, Hillsborough	20
Laud-By-The-Sea, Broward	20
Missing, Okaloosa	20
Ramrod Key, Monroe	19
Lowell, Marion	19
Candler, Marion	19
Parker, Bay	19
Champions Gate, Polk	19
Orlando, Palm Beach	19
Wildlight, Nassau	19
High Springs, Gilchrist	19
Mexico Beach, Gulf	19
Babcock Ranch, Lee	19
Union Park, Orange	19
Gulf Stream, Palm Beach	18
Goodland, Collier	18
Maxville, Duval	18
Nalcrest, Polk	18
Hollywood, Dade	18
Jensen Beach, St. Lucie	18
Trenton, Levy	18
Missing, Collier	17
Graceville, Holmes	17
Nichols, Polk	17
Suwannee, Dixie	16
Webster, Hernando	16
Hernando Beach, Hernando	16
Gulf Hammock, Levy	16
Boca Raton, Broward	16
Tallevast, Manatee	16
Shady Hills, Pasco	16
Jacksonville, Unknown	16
Lake Buena Vista, Orange	16
West Panama City Beach, Bay	16
Woodville, Leon	16
Orlando, Pinellas	16
Otter Creek, Levy	16
Forest City, Orange	16
Wewahitchka, Calhoun	16
Trilby, Pasco	15
Lake City, Suwannee	15
Golden Oak, Orange	15
Buckingham, Lee	15
Brooksville, Pasco	15
Lakewood Ranch, Sarasota	15
Hutchinson Island, St. Lucie	15
White Springs, Columbia	15
Mount Dora, Orange	15

# COVID-19: characteristics of 1,984,274 Florida resident cases

Data through Mar 23, 2021 verified as of Mar 24, 2021 at 09:25 AM

Data in this report are provisional and subject to change.

The table below includes the cities and counties of residence for cases in Florida residents based on the patient's ZIP Code. Note that city is not always received as part of the initial notification and may be missing while the case is being investigated.

City and county	Cases
Missing, Bay	15
Missing, Martin	15
Graham, Bradford	14
Braden River, Manatee	14
Laurel Hill, Walton	14
Village Of Palmetto Bay, Dade	14
Copeland, Collier	14
Florida State Univ Admin, Leon	14
Belleair Bluffs, Pinellas	14
Lake Monroe, Seminole	14
Saint Lucie West, St. Lucie	14
Murdock, Charlotte	14
Winter Garden, Lake	14
Daytona Beach Shores, Volusia	14
Fort Charlotte, Charlotte	13
Hialeah, Unknown	13
Long Boat Key, Manatee	13
Orlando, Brevard	13
Saint George Island, Franklin	13
Orlando, Lake	13
Choctaw Beach, Okaloosa	13
Eau Gallie, Brevard	13
Johns Pass Village, Pinellas	13
Watersound, Walton	13
Kingsley Lake, Bradford	13
Gonzalez, Escambia	13
Steinhatchee, Dixie	13
Wahneta, Polk	13
Roseland, Indian River	13
Durant, Hillsborough	12
Holder, Citrus	12
Missing, Putnam	12
Mount Plymouth, Lake	12
Indian Creek Village, Dade	12
Pensacola Beach, Escambia	12
Rosemary Beach, Walton	12
Orlando, Unknown	12
Unknown, Dade	12
Deer Island, Lake	12
Alys Beach, Bay	12
East Lake, Marion	11
Deerfield Beach, Palm Beach	11
Captiva, Lee	11
Miami Gardens, Broward	11
Ozona, Pinellas	11
Los Angeles, Dade	11
Naples, Lee	11
Babcock Ranch, Charlotte	11
Missing, Unknown	11
Greenville, Taylor	11
Hillsboro Beach, Broward	11
Citrus Hills, Citrus	11
Leisure City, Dade	11
Orlando, Leon	11
Perrine, Dade	10
Orlando, Duval	10
Dade City, Hernando	10
Briny Breezes, Palm Beach	10
Passport, Unknown	10



# COVID-19: characteristics of 1,984,274 Florida resident cases

Data through Mar 23, 2021 verified as of Mar 24, 2021 at 09:25 AM

Data in this report are provisional and subject to change.

The table below includes the cities and counties of residence for cases in Florida residents based on the patient's ZIP Code. Note that city is not always received as part of the initial notification and may be missing while the case is being investigated.

City and county	Cases
Seacrest, Walton	10
Missing, Nassau	10
Forest City, Seminole	10
Cypress, Jackson	10
Lake Como, Putnam	10
Missing, Polk	10
University Park, Manatee	10
Grandin, Putnam	10
Gibsonia, Polk	10
Redington Beach, Pinellas	10
Telogia, Liberty	10
Missing, Taylor	10
Sea Ranch Lakes, Broward	9
Palma Sola, Manatee	9
Innovation, Pasco	9
Cottdale, Washington	9
Barberville, Volusia	9
Beverly Beach, Flagler	9
Putnam Hall, Putnam	9
Ferndale, Lake	9
Haines Creek, Lake	9
Lamont, Madison	9
Lloyd, Jefferson	9
Rubonia, Manatee	9
Umatilla, Marion	9
Elfers, Pasco	9
Fanning Springs, Gilchrist	9
Day, Lafayette	9
Grant Valkaria, Brevard	9
Nobleton, Hernando	9
Saint Augustine, Duval	9
West Delray Beach, Palm Beach	9
Evinston, Alachua	8
Salem, Taylor	8
Virginia Gardens, Dade	8
Orange Springs, Marion	8
Fort Walton Beach, Unknown	8
Cross Creek, Alachua	8
Fairfield, Marion	8
Indian Shores, Pinellas	8
Palm City, St. Lucie	8
Seybold, Dade	8
Saint Augustine Beach, St. Johns	8
Holt, Santa Rosa	8
White City, Gulf	8
Worthington Springs, Union	8
Pine Ridge, Citrus	8
Jerome, Collier	8
Ponce De Leon, Walton	8
Scottsmoor, Brevard	8
Goldenrod, Seminole	8
Missing, Clay	7
Switzerland, St. Johns	7
Maitland, Volusia	7
Aripeka, Pasco	7
Valkaria, Brevard	7
River Ranch, Polk	7
Niceville, Walton	7
Orlando, Alachua	7

# COVID-19: characteristics of 1,984,274 Florida resident cases

Data through Mar 23, 2021 verified as of Mar 24, 2021 at 09:25 AM

Data in this report are provisional and subject to change.

The table below includes the cities and counties of residence for cases in Florida residents based on the patient's ZIP Code. Note that city is not always received as part of the initial notification and may be missing while the case is being investigated.

City and county	Cases
Okeechobee, Glades	7
Fort Lauderdale, Unknown	7
Fernandina, Nassau	7
Orange Park, Duval	7
Port Saint John, Brevard	7
Basinger, Okeechobee	7
Missing, Flagler	7
Orlando, Pasco	7
Longboat Key, Sarasota	7
Keystone Heights, Bradford	7
Ybor City, Hillsborough	7
Orchid, Indian River	6
Pensacola, Unknown	6
Miccosukee, Leon	6
Glenwood, Volusia	6
Morriston, Marion	6
Duck Key, Monroe	6
Newberry, Gilchrist	6
Mayport Naval Station, Duval	6
Lake Butler, Bradford	6
Anastasia Island, St. Johns	6
East Rockland Key, Monroe	6
Bradenton, Sarasota	6
Maitland, Osceola	6
Inglis, Citrus	6
Weirsdale, Lake	6
Quail Heights, Dade	6
Punta Gorda, Lee	6
Deland, Lake	6
Orlando, Flagler	6
Orlando, Marion	6
Sunny Hills, Washington	6
Missing, Walton	6
Missing, Sarasota	6
Labelle, Lee	6
Maitland, Hillsborough	6
Winter Park, Polk	6
Winderemere, Orange	6
Grove City, Charlotte	6
Coco River, Collier	6
Eglin, Okaloosa	6
Ebro, Bay	5
Bruce, Holmes	5
Hialeah, Broward	5
Westchester, Dade	5
Mid Florida, Seminole	5
Ocean Breeze, Martin	5
Port Salerno, Martin	5
Ridge Manor Estates, Sumter	5
Missing, Highlands	5
Missing, Columbia	5
Shady Grove, Taylor	5
Missing, Leon	5
Milton, Escambia	5
Mayport, Duval	5
Inlet Beach, Bay	5
Pass, Unknown	5
Stuart, St. Lucie	5
Miami, Palm Beach	5

# COVID-19: characteristics of 1,984,274 Florida resident cases

Data through Mar 23, 2021 verified as of Mar 24, 2021 at 09:25 AM

Data in this report are provisional and subject to change.

The table below includes the cities and counties of residence for cases in Florida residents based on the patient's ZIP Code. Note that city is not always received as part of the initial notification and may be missing while the case is being investigated.

City and county	Cases
Wakulla Springs, Wakulla	5
Pompano Beach, Palm Beach	5
Orlando, Manatee	5
N/A, Unknown	5
Oneco, Manatee	5
Ocoee, Lake	5
Okeechobee, Martin	5
Alys Beach, Walton	5
Missing, Alachua	5
Miami Beach, Unknown	5
Point Washington, Walton	5
University Of Central FI, Martin	5
Williston, Marion	5
Okeechobee, Osceola	5
Psl, Unknown	5
Pompano Beach, Unknown	5
San Carlos Park, Lee	5
University Of Central FI, Hillsborough	5
Bayou George, Bay	5
Boynton Beach, Broward	5
Missing, Osceola	5
Miramar, Dade	5
Miami Gardens, Unknown	5
Kissimmee, Unknown	5
Jacksonville Naval Air Station, Duval	5
Fort Lauderdale, Palm Beach	5
Clarcona, Orange	5
Lazy Lake, Broward	4
Lamont, Taylor	4
Sugarloaf, Monroe	4
Wacissa, Jefferson	4
Branford, Gilchrist	4
Cape Haze, Charlotte	4
Clewiston, Palm Beach	4
Conch Key, Monroe	4
Pompano Beach, Dade	4
Sandestin, Walton	4
Seacrest, Bay	4
Naples, Unknown	4
High Springs, Columbia	4
Hinsdale, Manatee	4
Bella Collina, Lake	4
Delray Beach, Broward	4
El Jobean, Charlotte	4
International Service Center, Dade	4
Indian Rock Beach, Pinellas	4
Island Grove, Alachua	4
Hollywood, Unknown	4
Bowling Green, Polk	4
Cypress Gardens, Polk	4
Loxahatchee Groves, Palm Beach	4
Live Oak, Madison	4
West Bradenton, Manatee	4
Port Charlotte, Unknown	4
Greenville, Jefferson	4
Marina Del Rey, Dade	4
Missing, Hernando	4
Oklawaha, Marion	4
Glen Ridge, Palm Beach	4

# COVID-19: characteristics of 1,984,274 Florida resident cases

Data through Mar 23, 2021 verified as of Mar 24, 2021 at 09:25 AM

Data in this report are provisional and subject to change.

The table below includes the cities and counties of residence for cases in Florida residents based on the patient's ZIP Code. Note that city is not always received as part of the initial notification and may be missing while the case is being investigated.

City and county	Cases
Coconut Creek, Palm Beach	4
Pensacola, Santa Rosa	4
Margate, Unknown	4
Melrose, Bradford	4
Highland Park, Polk	4
Jacksonville, Dade	4
Los Angeles, Broward	4
Lake Worth, Broward	4
Inverness, Polk	3
Pass, Dade	3
Vero Beach, Brevard	3
Orem, Palm Beach	3
Pp, Dade	3
Pp, Unknown	3
Woodside, Broward	3
Brewton, Escambia	3
Apopka, Broward	3
Maitland, Polk	3
Lake Harbor, Palm Beach	3
Lanark Village, Franklin	3
Miami Shores, Broward	3
Tampa Palms, Hillsborough	3
Pineland, Lee	3
Winter Garden, Seminole	3
Tarpon Springs, Pasco	3
Tampa, Pinellas	3
Ludlam, Dade	3
Laurel, Sarasota	3
Jacksonville, Clay	3
Clermont, Orange	3
Port Saint Lucie, Martin	3
Saint Petersburg, Hillsborough	3
Palm Coast, Volusia	3
Missing, Jackson	3
West Palm Beach, Broward	3
Village Of Golf, Palm Beach	3
Wildwood, Marion	3
Saint Augusaintine Beach, St. Johns	3
Lynbrook, Broward	3
Loxahatchee, Broward	3
Lakeland, Hillsborough	3
Miami, Orange	3
Immokalee, Lee	3
Hallandale Beach, Unknown	3
Lake Geneva, Clay	3
Lake City, Duval	3
Fort Myers, Unknown	3
Bradington, Manatee	3
Blountstown, Liberty	3
Crestview, Walton	3
Cross Key, Monroe	3
Cape San Blas, Gulf	3
Apopka, Lake	3
Green Cove Springs, Duval	3
Fernandina Beach, Duval	3
Fpo, Duval	3
Mayport Naval Housing, Duval	3
Monticello, Madison	3
Plantation Key, Monroe	3

# COVID-19: characteristics of 1,984,274 Florida resident cases

Data through Mar 23, 2021 verified as of Mar 24, 2021 at 09:25 AM

Data in this report are provisional and subject to change.

The table below includes the cities and counties of residence for cases in Florida residents based on the patient's ZIP Code. Note that city is not always received as part of the initial notification and may be missing while the case is being investigated.

City and county	Cases
Vernon, Bay	3
Samoset, Manatee	3
San Fernando, Unknown	3
Alford, Washington	3
Altamonte Springs, Orange	3
Jonesville, Alachua	3
Julington Creek, St. Johns	3
Jupiter Island, Martin	3
Miramar, Unknown	3
Marco Island, Lee	3
Pembroke Pines, Unknown	3
Ocean Reef Club, Monroe	3
Vero Beach, St. Lucie	3
Chicago, Lee	3
Coraopolis, Citrus	3
Champions Gate, Osceola	3
Bristol, Calhoun	3
Jacksonville, Alachua	3
Sorrento, Orange	3
Stuart, Palm Beach	3
North Fort Myers, Charlotte	3
Westville, Walton	3
Milligan, Okaloosa	3
Land O Lakes, Hillsborough	3
Lady Lake, Marion	3
Jacksonville , Duval	3
Fisher Island, Unknown	3
Homeless, Hillsborough	3
Bay Harbor Islands, Unknown	3
Ft Pierce, St. Lucie	3
Fort Lauderdale, Alachua	2
Deerfield Beach, Unknown	2
Doral, Unknown	2
Brooklyn, Broward	2
Carl Fisher, Dade	2
Cross City, Taylor	2
Jupiter, Dade	2
Micanopy, Marion	2
Lakeland, Unknown	2
Red Bay, Holmes	2
Saint Marys, Nassau	2
Pembroke Lakes, Broward	2
Port Saint Lucie, Palm Beach	2
Windermere, Lake	2
Sutton, Pasco	2
Noma, Holmes	2
Ormond Beach, Flagler	2
Panama City, Unknown	2
Pembroke Pines, Dade	2
Summerfield, Unknown	2
Tampa, Hernando	2
Sharpes, Brevard	2
Saint Lucie Village, St. Lucie	2
Sebring, Desoto	2
Vero Beach, Unknown	2
Yeehaw, Okeechobee	2
Wauchula, Desoto	2
Jacksonville Naval Hospital, Duval	2
Hosford, Calhoun	2

# COVID-19: characteristics of 1,984,274 Florida resident cases

Data through Mar 23, 2021 verified as of Mar 24, 2021 at 09:25 AM

Data in this report are provisional and subject to change.

The table below includes the cities and counties of residence for cases in Florida residents based on the patient's ZIP Code. Note that city is not always received as part of the initial notification and may be missing while the case is being investigated.

City and county	Cases
Jacksonville, Nassau	2
Longview, Dade	2
Marina Del Rey, Broward	2
Melrose, Clay	2
Mesa, Unknown	2
Aventura, Broward	2
000000, Unknown	2
Dfafs, Okaloosa	2
Venice, Dade	2
University Of Central Fl, Seminole	2
West Palm Beach, Unknown	2
Winter Park, Volusia	2
Winter Springs, Orange	2
Windermere, Hillsborough	2
Okeechobee, Highlands	2
New Port Richey, Hillsborough	2
Orlando, Escambia	2
Pompano Beach, Osceola	2
Port Charlotte, Lee	2
Union, Manatee	2
Swansea, Lee	2
Sand Lake, Orange	2
Port St. Lucie, St. Lucie	2
Longwood, Unknown	2
Long Beach, Orange	2
Marathon Shores, Monroe	2
Mims, Volusia	2
Miami, Martin	2
Labelle, Collier	2
Jena, Taylor	2
Lauderhill, Unknown	2
At Large, Broward	2
Bonnie, Dade	2
Boys Ranch, Suwannee	2
Fort Pierce, Brevard	2
Graceville, Unknown	2
Eatonville, Polk	2
Sarasota, Unknown	2
Seguin, Unknown	2
Sunrise, Unknown	2
Tampa, Broward	2
Tarpon Springs, Hillsborough	2
Orlando, St. Lucie	2
Port Canaveral, Brevard	2
Oakland Park, Unknown	2
Marysville, Dade	2
Callahan, Duval	2
Dade City, Unknown	2
Cibolo, Orange	2
Claysville, Hernando	2
Crescent Beach, Sarasota	2
Fl State Univ Student, Leon	2
Defuniak Springs, Okaloosa	2
Defuniak Springs, Unknown	2
Blountstown, Jackson	2
Alligator Point, Franklin	2
Coconut Creek, Unknown	2
Eatonville, Lake	2
Crawfordville, Leon	2



# COVID-19: characteristics of 1,984,274 Florida resident cases

Data through Mar 23, 2021 verified as of Mar 24, 2021 at 09:25 AM

Data in this report are provisional and subject to change.

The table below includes the cities and counties of residence for cases in Florida residents based on the patient's ZIP Code. Note that city is not always received as part of the initial notification and may be missing while the case is being investigated.

City and county	Cases
Daytona Beach, Unknown	2
Lawtey, Union	2
Hallandale Beach, Dade	2
Los Angeles, Okaloosa	2
Louisville, Manatee	2
Lutz, Pinellas	2
Seven Springs, Pasco	2
Upper Key Largo, Monroe	2
University Of Central Florida, Brevard	2
West Villages, Sarasota	2
Zellwood, Lake	2
Mount Pleasant, Gadsden	2
Navarre, Okaloosa	2
None, Dade	2
Phoenix, Lake	2
Clermont, Polk	2
Bronx, Seminole	2
Doctors Inlet, Clay	2
Bonifay, Jackson	2
Bonnie, Sarasota	2
Inverenss, Citrus	2
Fort Myers, Collier	2
Fort Pierce, Martin	2
Lake Helen, Orange	2
Lecanto, Marion	2
Maitland, Leon	2
Winter Park, Leon	2
Weston, Dade	2
West Palm Beach, Dade	2
Palm Springs North, Dade	2
Redland, Dade	2
Melrose, Alachua	2
Olustee, Baker	2
Orlando, Santa Rosa	2
Orlando, Charlotte	2
Maitland, Lake	2
Hialeah Lakes, Dade	2
Hialeah, Orange	2
Jan Phyl Village, Polk	2
Moore Haven, Hendry	2
Naples, Broward	2
Cassadaga, Volusia	2
Fort Walton Beach, Walton	2
Duke Field Air Force Station, Okaloosa	2
Dunnellon, Levy	2
Yalhala, Lake	2
University Of Central Florida, Palm Beach	2
University Of Central Florida, Pinellas	2
Wimauma, Manatee	2
Wekiwa Springs, Seminole	2
Provo, Broward	2
Sumatra, Liberty	2
Portland, Unknown	2
University Of Central Florida, Broward	2
Saint Teresa, Wakulla	2
Orlando, Okaloosa	2
Madison, Unknown	2
Maitland, Pasco	2
Ocala, Unknown	2

# COVID-19: characteristics of 1,984,274 Florida resident cases

Data through Mar 23, 2021 verified as of Mar 24, 2021 at 09:25 AM

Data in this report are provisional and subject to change.

The table below includes the cities and counties of residence for cases in Florida residents based on the patient's ZIP Code. Note that city is not always received as part of the initial notification and may be missing while the case is being investigated.

City and county	Cases
Miamt, Dade	2
Florida Power & Light Co, Dade	2
Amelia City, Nassau	2
Apopka, Unknown	2
Alligator Point, Wakulla	2
Chipley, Jackson	2
Chipley, Holmes	1
Daniel Island, Bay	1
Colorado Springs, Unknown	1
Conifer, Lee	1
Eatonville, Seminole	1
El Paso, Unknown	1
Elbow Lake, Palm Beach	1
Dunellen, Dade	1
Destin, Unknown	1
Diamond, Highlands	1
Doral, Broward	1
Altamonte, Orange	1
Alva, Collier	1
333, Unknown	1
Allentown, Putnam	1
Apple Creek, Citrus	1
Amelia Village, Nassau	1
Barefoot Beach, Lee	1
Battle Creek, Manatee	1
Avon, Manatee	1
Aventura, Osceola	1
Bryn Mawr, Palm Beach	1
Burkeville, Brevard	1
Camden Wyoming, Duval	1
Celebration, Palm Beach	1
Chattanooga, Dade	1
Bear Grass, Palm Beach	1
Azalea Park, Osceola	1
Boca Raton,, Palm Beach	1
Boston, Dade	1
Brewster, Volusia	1
Fortlauderdale, Unknown	1
Fortwalton Beach, Okaloosa	1
Ft Pierce, Unknown	1
Garland, Orange	1
Fort Denaud, Glades	1
Fort Meyers, Lee	1
FI State Lot, Leon	1
Fairless Hills, Broward	1
Everett, Dade	1
Hickory, Lee	1
Homeless, Dade	1
Homer, Escambia	1
Hilliard, Unknown	1
Hallandate Ben, Unknown	1
Havana, Leon	1
Jeffersonville, Broward	1
Knoxville, Escambia	1
Lake Mary, Lake	1
Lansdale, Lake	1
Lapeer, Manatee	1
Lauderdale Hill, Unknown	1
Longwood, Orange	1

# COVID-19: characteristics of 1,984,274 Florida resident cases

Data through Mar 23, 2021 verified as of Mar 24, 2021 at 09:25 AM

Data in this report are provisional and subject to change.

The table below includes the cities and counties of residence for cases in Florida residents based on the patient's ZIP Code. Note that city is not always received as part of the initial notification and may be missing while the case is being investigated.

City and county	Cases
Lehigh Cares, Lee	1
Live Oak, Columbia	1
Loganville, Orange	1
Missing, Wakulla	1
Monterey, Broward	1
Mumford, Manatee	1
N/A, Duval	1
Naples, Alachua	1
North Miami, Broward	1
Ocean City, Broward	1
Old Town, Gilchrist	1
Middleburg, Duval	1
Midland, Osceola	1
Missing, Hamilton	1
Miami, Charlotte	1
Miamii, Dade	1
Miami Garden, Unknown	1
Oviedo, Leon	1
Opa Locka, Polk	1
Orem, Sarasota	1
Orem, Unknown	1
Palm City, Unknown	1
Plant City, Unknown	1
Pompano Beach, Alachua	1
Ridgewood, Broward	1
Riverview, Manatee	1
Roseland, Palm Beach	1
Republic, Monroe	1
Richmond, Palm Beach	1
Porter Ranch, Dade	1
Raiford, Bradford	1
Ponte Vedra Beach, Orange	1
Port Orange , Volusia	1
Port Saint Lucie, Indian River	1
San Antonio, Dade	1
San Diego, Unknown	1
Sanford, Palm Beach	1
Russellville, Hillsborough	1
Saint Augustine, Okaloosa	1
Steinhatchee, Alachua	1
Tampa, Escambia	1
Tampa, Manatee	1
Tangerine, Lake	1
University Of Central Florida, Hillsborough	1
University Of Central FI, Pasco	1
Village Of Palm Springs, Palm Beach	1
Virginia Beach, Alachua	1
Webster, Pasco	1
Union City, Bradford	1
Sebastian, Lake	1
Westerville, Hillsborough	1
West Point, Lee	1
Wilbur By The Sea, Volusia	1
Willowbrook, Lee	1
Winston Salem, Unknown	1
Winter Garden, Hillsborough	1
Wilton Manors, Dade	1
Woodland Hills, Brevard	1
Youngstown, Calhoun	1

# COVID-19: characteristics of 1,984,274 Florida resident cases

Data through Mar 23, 2021 verified as of Mar 24, 2021 at 09:25 AM

Data in this report are provisional and subject to change.

The table below includes the cities and counties of residence for cases in Florida residents based on the patient's ZIP Code. Note that city is not always received as part of the initial notification and may be missing while the case is being investigated.

City and county	Cases
Yulee, Duval	1
Pound Ridge, Leon	1
Port Charlotte FI, Unknown	1
Ponce, Orange	1
Plant City, Pinellas	1
Plantation, Unknown	1
Plant City, Hendry	1
Orlando, Highlands	1
Newport Beach, Palm Beach	1
North Little Rock, Palm Beach	1
Ocoee, Polk	1
Opa Locka, Unknown	1
Orem, Nassau	1
Olando, Orange	1
Sumter Ville, Unknown	1
Tallahassee, Escambia	1
Springhill, Unknown	1
Tampa, Dade	1
Tampa, Lee	1
South Otselic, Dade	1
Southampton, Palm Beach	1
Stockbridge, Leon	1
Sullivans Island, Dade	1
Sevierville, Dade	1
Saint Petersburg, Dade	1
San Juan, Osceola	1
San Pedro Sula, Dade	1
Sandy, Duval	1
Richmond Heights, Dade	1
Riverview, Pinellas	1
Rochester, Lee	1
Rosemary Beach, Bay	1
Saint Cloud, Orange	1
West Simsbury, Collier	1
Wayne, Dade	1
Windermere, Polk	1
Winter Park, Lake	1
Tinley Park, Lee	1
University Of Central FI, Dade	1
Telluride, Lee	1
Export, Palm Beach	1
Fdsf, Unknown	1
Felda, Palm Beach	1
Flagler Beach, Volusia	1
Flora, Lee	1
Downers Grove, St. Lucie	1
Fort Myers, Lake	1
Fresno, Pasco	1
Fruitland Park, Sumter	1
Fwb, Unknown	1
Gainesville, Marion	1
Gastonia, Polk	1
Clearwater, Highlands	1
Clermont, Unknown	1
Columbia, Orange	1
Coral Gables, Unknown	1
Coral Springs, Unknown	1
Cornelius, Leon	1
Crestview, Dade	1

# COVID-19: characteristics of 1,984,274 Florida resident cases

Data through Mar 23, 2021 verified as of Mar 24, 2021 at 09:25 AM

Data in this report are provisional and subject to change.

The table below includes the cities and counties of residence for cases in Florida residents based on the patient's ZIP Code. Note that city is not always received as part of the initial notification and may be missing while the case is being investigated.

City and county	Cases
Dade City, Polk	1
Dania, Unknown	1
Darien, Pasco	1
Arcadia, Charlotte	1
Aspen, Palm Beach	1
Atlanta, Broward	1
Aurburndale, Polk	1
Aventura, Unknown	1
Azalea Park, Sarasota	1
Bartow, Unknown	1
Biscayne Park, Broward	1
Boca Rotan, Unknown	1
Alpharetta, Alachua	1
Apalachicola, Leon	1
Brooksville, Columbia	1
Bryn Mawr, Collier	1
Canfield, Duval	1
Naugatuck, Lee	1
New Vernon, Sarasota	1
New York, Broward	1
Northville, Broward	1
Ocala, Indian River	1
Ocoee, Broward	1
Myakka, Duval	1
Maitland, Unknown	1
Melbourne, Orange	1
Miami Beach, Palm Beach	1
Miami Granders, Dade	1
Missing, Baker	1
Middleburg, Unknown	1
Milford, Palm Beach	1
Milford, Polk	1
Minneapolis, Broward	1
Johns Island, Wakulla	1
Killarney, Orange	1
Knoxville, Duval	1
Havanna, Gadsden	1
Jacksonville, Palm Beach	1
Hilliard, Dade	1
Hollywood, Leon	1
Holt, Unknown	1
Homestead, Monroe	1
Humble, Broward	1
Green, Clay	1
Greensburg, Orange	1
Greenville, Monroe	1
Gulf Shores, Escambia	1
Los Angeles, Polk	1
Lakeland, Pasco	1
Lakewood, Unknown	1
Lake City, Volusia	1
Orlando, Union	1
Ovido, Seminole	1
Oxford, Palm Beach	1
Opalocka, Dade	1
North Canton, Palm Beach	1
Oakland, Leon	1
Ocala, Alachua	1
Okeechobee, St. Lucie	1

# COVID-19: characteristics of 1,984,274 Florida resident cases

Data through Mar 23, 2021 verified as of Mar 24, 2021 at 09:25 AM

Data in this report are provisional and subject to change.

The table below includes the cities and counties of residence for cases in Florida residents based on the patient's ZIP Code. Note that city is not always received as part of the initial notification and may be missing while the case is being investigated.

City and county	Cases
Miamf, Dade	1
Miami G, Dade	1
Miami, Collier	1
Miami, St. Lucie	1
New Richmond, Volusia	1
Rio Dell, Volusia	1
Rochelle, Volusia	1
Port Orange, Unknown	1
Port Saint Lucie, Orange	1
Princeton, Alachua	1
Provincetown, Collier	1
Panama City, Walton	1
Palm Coast, Duval	1
Perry, Leon	1
Perth Amboy, Monroe	1
Spring Park, Alachua	1
Steinhatchee, Madison	1
South Burlington, Orange	1
Shannon, Collier	1
Soddy Daisy, Broward	1
Soldotna, Broward	1
Saint Cloud, Lee	1
Saint Johns, Orange	1
San Antonio, Sarasota	1
San Antonio, Unknown	1
Sanford, Volusia	1
Wesley Chapel, Alachua	1
Wheaton, Lee	1
Wilmington, Broward	1
Winter Park, Osceola	1
Wood River, Polk	1
Worcester, Palm Beach	1
Winter Park, Alachua	1
Tampa, Volusia	1
Tangerine, Seminole	1
Tewksbury, Orange	1
Toms River, Dade	1
Umatilla, Alachua	1
University Of Central Florida, Monroe	1
Virginia Beach, Hernando	1
Waco, Broward	1
Washington, Broward	1
Marshall, Palm Beach	1
Marianna, Calhoun	1
Lemoyne, Manatee	1
Los Angeles, Palm Beach	1
Lyndhurst, Broward	1
Magnolia Square, Osceola	1
Maitland, Alachua	1
Lake In The Hills, Columbia	1
Lake Placid, Alachua	1
Kingsland, Duval	1
Kissimmee, Brevard	1
Lawrence Township, Palm Beach	1
Las Vegas, Orange	1
Lake Worth Beach, Broward	1
Land Of Lakes, Pasco	1
Lander, Citrus	1
Floral, Escambia	1



# COVID-19: characteristics of 1,984,274 Florida resident cases

Data through Mar 23, 2021 verified as of Mar 24, 2021 at 09:25 AM

Data in this report are provisional and subject to change.

The table below includes the cities and counties of residence for cases in Florida residents based on the patient's ZIP Code. Note that city is not always received as part of the initial notification and may be missing while the case is being investigated.

City and county	Cases
Grassy Key, Monroe	1
Gainesville, Baker	1
Gilmer, Dade	1
Haverford, Hillsborough	1
Herrin, Orange	1
Jacksonville, Manatee	1
Jamaica, Broward	1
Jupiter, Unknown	1
Jersey City, Polk	1
Bryant, Alachua	1
Bronx, Broward	1
Buffalo, Palm Beach	1
Carol Stream, Orange	1
Castleberry, Escambia	1
Charlotte, Pasco	1
Apo, Pasco	1
Apopka, Flagler	1
99, Unknown	1
Alanson, Bay	1
Aollywoss, Dade	1
Boca Raton, Unknown	1
Bohealia, Lee	1
Blowing Rock, Polk	1
Belleair, Hillsborough	1
Dorchester, Orange	1
Deland, Polk	1
Dallas, Lee	1
De Leon Springs, Putnam	1
Dearborn, Lee	1
Estero, Collier	1
Fanning Springs, Levy	1
Fargo, Unknown	1
Felton, Manatee	1
Clear Brook, Lee	1
Crestview, Holmes	1
Cumberland, Palm Beach	1
Dade City, Hillsborough	1
College Station, Lake	1
Columbus, Brevard	1
Cookeville, Seminole	1
Plantation, Orange	1
Pompano Beach, Martin	1
Parker, Dade	1
Parker, Leon	1
Peoria, Unknown	1
Palm Coast, Polk	1
Pacifica, Dade	1
Ormond Beach, Unknown	1
Oviedo, Brevard	1
Orlando, Sarasota	1
Saint Petersburg, St. Lucie	1
Sandford, Seminole	1
Rye, Duval	1
Rex, Duval	1
Potomac, Palm Beach	1
Port Everglades, Broward	1
Ocoee, Osceola	1
Okeechobee, Broward	1
North Pole, Seminole	1

# COVID-19: characteristics of 1,984,274 Florida resident cases

Data through Mar 23, 2021 verified as of Mar 24, 2021 at 09:25 AM

Data in this report are provisional and subject to change.

The table below includes the cities and counties of residence for cases in Florida residents based on the patient's ZIP Code. Note that city is not always received as part of the initial notification and may be missing while the case is being investigated.

City and county	Cases
North Port, Lee	1
Old Town, Alachua	1
Omaha, Palm Beach	1
Ona, Manatee	1
Oooooo, Unknown	1
Opa Locka, Broward	1
Orange Park , Duval	1
Orlando, Columbia	1
Orlando, Indian River	1
Orem, Broward	1
New Orleans, Palm Beach	1
Newark, Broward	1
Newburgh, Bay	1
Navarre, Dade	1
Winter Park, Broward	1
Winter Park, Indian River	1
Zolfo Springs, Polk	1
Westbrook, Dade	1
Wichita, Volusia	1
Washington, Unknown	1
Venice, Unknown	1
Vernon, Unknown	1
Winder Garden, Orange	1
Windermere, Leon	1
Windermere, Osceola	1
Windermere, Seminole	1
Winter Garden, Broward	1
Wells, Polk	1
Winter Garden, Pinellas	1
Tulsa, Orange	1
Sun City Center, Hardee	1
Tiffin, Highlands	1
Tallahassee, Duval	1
Tallahassee, Unknown	1
Tampa, Palm Beach	1
Tavares, Marion	1
Saint Cloud, Unknown	1
Saint Johns, Unknown	1
Sarasota, Flagler	1
Saxis, Lee	1
Schenectady, Polk	1
Sebring, Lee	1
Shelton, Manatee	1
Sodus, Charlotte	1
Spring Hill , Hernando	1
Spring Hill, Dade	1
Starke, Clay	1
Stone Mountain, Palm Beach	1
Macdill Air Force Base, Hillsborough	1
Los Angeles Ca, Unknown	1
Los Angeles, Hardee	1
Largo, Unknown	1
Littleton, Dade	1
Miami Beach, Broward	1
Middlesburg, Duval	1
Miami Lakes, Unknown	1
Miami, Hillsborough	1
Miami, Manatee	1
Margate, Dade	1

# COVID-19: characteristics of 1,984,274 Florida resident cases

Data through Mar 23, 2021 verified as of Mar 24, 2021 at 09:25 AM

Data in this report are provisional and subject to change.

The table below includes the cities and counties of residence for cases in Florida residents based on the patient's ZIP Code. Note that city is not always received as part of the initial notification and may be missing while the case is being investigated.

City and county	Cases
Marshall, Dade	1
Mary Esther, Unknown	1
Medford, Palm Beach	1
Harrison, Pinellas	1
Holly Ridge, Orange	1
Homeless, Polk	1
Homosassa, Hernando	1
Leesburg, Marion	1
Lehigh Acres, Dade	1
Lewisburg, Pasco	1
Lake City, Hamilton	1
La Grange, Dade	1
Lafayette, Marion	1
Jerusalem, St. Johns	1
East Hampton, Palm Beach	1
Cypress, Leon	1
Davenport, Orange	1
Deland, St. Lucie	1
Deltona, Orange	1
Fort Myers-, Lee	1
Fort Pierce, Unknown	1
Gainesville, Duval	1
Granada Hills, Broward	1
Guilford, Dade	1
Hailandale, Unknown	1
Fort Myers, Manatee	1
Foley, Escambia	1
Conway, Leon	1
Coventry, Broward	1
Clermont, Volusia	1
Clewiston, Glades	1
Bridgeport, Dade	1
Bronx, Palm Beach	1
Cartersville, Unknown	1
Altoona, Marion	1
Anaheim, Unknown	1
Argyle, Walton	1
Athens, Duval	1
Bogota, Orange	1
Bradenton, Dade	1
Bradenton, Osceola	1
Dona Vista, Lake	1
East Setauket, Palm Beach	1
El Dorado, Palm Beach	1
Fleming Island, Duval	1
Fellsmere, Brevard	1
Crestview, Broward	1
Clearwater, Leon	1
Charlotte, Alachua	1
Dalecity, Okaloosa	1
Daytona Beach, Orange	1
Deerfield Beach, Polk	1
Crystal River, Marion	1
Crystal River, Unknown	1
Canton, Duval	1
Cantonment, Santa Rosa	1
Cape Coral, Unknown	1
Bryceville, Duval	1
Bradenton, Lee	1

# COVID-19: characteristics of 1,984,274 Florida resident cases

Data through Mar 23, 2021 verified as of Mar 24, 2021 at 09:25 AM

Data in this report are provisional and subject to change.

The table below includes the cities and counties of residence for cases in Florida residents based on the patient's ZIP Code. Note that city is not always received as part of the initial notification and may be missing while the case is being investigated.

City and county	Cases
Boca Raton, Dade	1
Boca Raton, Madison	1
Bogota, Unknown	1
Bal Harbour, Broward	1
Atlanta, Walton	1
Attalla, Broward	1
Auburn, Palm Beach	1
Autaugaville, Broward	1
Apopka, Volusia	1
Alachua, Suwannee	1
Alafaya, Broward	1
Alafaya, Pinellas	1
Macclenny, Dixie	1
Madison, Jefferson	1
Maitland, Collier	1
Miami Dade, Unknown	1
Merrick, Palm Beach	1
Metter, Manatee	1
Miami, Osceola	1
Miamiardens, Unknown	1
Miamksaohes, Dade	1
Jacksonville, Baker	1
Jacksonville, Marion	1
Jupiter Inlet, Palm Beach	1
Jzx, Unknown	1
Irmo, Unknown	1
Key West, Palm Beach	1
Kilgore, Dade	1
Lake Clarke Shores, Palm Beach	1
Lake Forest, Collier	1
Land O Lakes, Unknown	1
Lawton, Okaloosa	1
Levittown, Palm Beach	1
Lima, Manatee	1
Lima, Volusia	1
Florida City, Unknown	1
Fort Lauderdale, Collier	1
Fort Myers, Alachua	1
Gainesville, Levy	1
Glen Cove, Unknown	1
Glen Saint Mary, Duval	1
Golden Oak, Hillsborough	1
Golf, Palm Beach	1
Greensboro, Leon	1
Immokalee, Walton	1
Ocala, Duval	1
Okeechobi, Unknown	1
North Brunswick, St. Lucie	1
North Grafton, Dade	1
North Lauderdale, Unknown	1
North Porte, Unknown	1
Notrealville, Polk	1
Monument, Broward	1
Morrisville, Palm Beach	1
Myrtle Beach, Broward	1
Nashville, Palm Beach	1
Mokena, Lee	1
Pooler, Broward	1
Port St. Lucie, Unknown	1

# COVID-19: characteristics of 1,984,274 Florida resident cases

Data through Mar 23, 2021 verified as of Mar 24, 2021 at 09:25 AM

Data in this report are provisional and subject to change.

The table below includes the cities and counties of residence for cases in Florida residents based on the patient's ZIP Code. Note that city is not always received as part of the initial notification and may be missing while the case is being investigated.

City and county	Cases
Punta Gorda, Sarasota	1
Putnam, Putnam	1
Ridgewood, Lee	1
Roayl Palm Beach, Palm Beach	1
Roseville, Broward	1
Rye, Palm Beach	1
Saint Petersburg, Bay	1
Orlando, Walton	1
Oviedo, Lake	1
Orlando, St. Johns	1
Orem, Dade	1
Orlando, Citrus	1
Orlando, Collier	1
Orlando, Hernando	1
Plantation, Leon	1
Pensacola, Dade	1
Panomo City, Bay	1
Parrish, Sarasota	1
Syracuse, Unknown	1
Twentynine Palms, Broward	1
Vernon, Walton	1
Venezuela, Unknown	1
Waukesha, Volusia	1
Surprise, Unknown	1
St Cloud, Orange	1
St Helena Is, Dade	1
South Miami, Broward	1
San Marcos, Unknown	1
West Miami, Unknown	1
Whippany, Volusia	1
Xifamk, Dade	1
Wilmington, Charlotte	1
Windermere, Alachua	1
Winfield, Hillsborough	1
Winter Garden, Unknown	1
Winter Park, Brevard	1
Winter Park, Unknown	1
Denton, Broward	1
Destin, Bay	1
Clearwater, Hillsborough	1
Coal City, Pasco	1
Crescent City, Marion	1
Crestview, Unknown	1
Commerce Township, Manatee	1
Coral Gables , Dade	1
Crawfordville, Alachua	1
Fort Lauderdale, Lee	1
Eureka, Flagler	1
Evansville, Citrus	1
Fort Worth, Broward	1
Franklin, Orange	1
Frostproof, Highlands	1
Gainesville, Palm Beach	1
Gainesville, Santa Rosa	1
Brownsville, Escambia	1
Bonnie, St. Johns	1
Belleair Bluffs, Unknown	1
Celebration, Orange	1
Chicago, Broward	1

# COVID-19: characteristics of 1,984,274 Florida resident cases

Data through Mar 23, 2021 verified as of Mar 24, 2021 at 09:25 AM

Data in this report are provisional and subject to change.

The table below includes the cities and counties of residence for cases in Florida residents based on the patient's ZIP Code. Note that city is not always received as part of the initial notification and may be missing while the case is being investigated.

City and county	Cases
Choctaw Beach, Unknown	1
Austin, Dade	1
Apo, Collier	1
Big Torch Key, Monroe	1
Black, Holmes	1
Boca Raton, Lee	1
Bonifay, Unknown	1
8852 Teacher Ln, Pasco	1
Addison, Pasco	1
Apopka, Citrus	1
Apopka, Hillsborough	1
Arabi, Orange	1
Litchfield Park, Monroe	1
Littleton, St. Johns	1
Lake Worth, Unknown	1
Lake In The Hills, Broward	1
Jupiter, Pinellas	1
Kansas City, Palm Beach	1
Indianapolis, Lee	1
Gwynn Oak, Polk	1
Milford, Bay	1
Milford, Unknown	1
New Canaan, Dade	1
Na, Dade	1
Missing, Franklin	1
Mossy Head, Walton	1
Mattoon, Lee	1
Melbourne, Volusia	1
Los Angeles, Orange	1
Maitland, Palm Beach	1
Marianna, Leon	1
Marianna, Washington	1
Mary Esther, Hillsborough	1
Saint Charles, Orange	1
Roswell, Bay	1
Ruskin, Dade	1
Ruskin, Manatee	1
Scottsdale, Brevard	1
Scottsdale, Palm Beach	1
Saint Petersburg, Duval	1
Saint Petersburg, Manatee	1
Tampa, Duval	1
Tavares, Unknown	1
Temple, Palm Beach	1
St Peterburg, Orange	1
Stiamk, Dade	1
Summerdale, Escambia	1
Surfside Beach, Orange	1
Sun City Center, Lee	1
Port Saint Lucie, Marion	1
Port St Luice, Unknown	1
Plymouth, Pasco	1
Pensacola Naval Hospital, Escambia	1
Pass-A-Grille, Pinellas	1
Oviedo, Orange	1
Pace, Escambia	1
Painted Post, Pasco	1
Palatka, Marion	1
Newaygo, Charlotte	1



# COVID-19: characteristics of 1,984,274 Florida resident cases

Data through Mar 23, 2021 verified as of Mar 24, 2021 at 09:25 AM

Data in this report are provisional and subject to change.

The table below includes the cities and counties of residence for cases in Florida residents based on the patient's ZIP Code. Note that city is not always received as part of the initial notification and may be missing while the case is being investigated.

City and county	Cases
North Port, Charlotte	1
Okeechobee, Unknown	1
Winnetka, Dade	1
Winter Garden, Osceola	1
Winter Haven, Osceola	1
Winter Park, Duval	1
Winter Park, Palm Beach	1
Weston, Unknown	1
Wildwood, Lee	1
Willington, Lee	1
Winter Springs, Polk	1
Youngstown, Washington	1
West Hollywood, Broward	1
Wakefield, Broward	1
Waverly, Duval	1
Wabasha, Clay	1
Unknown, Duval	1
Upland, Manatee	1
Crossings, Unknown	1
Davenport, Lake	1
Davie, Unknown	1
Dayton, Orange	1
Dearborn Heights, Hillsborough	1
Edgewood, Broward	1
Elkton, Putnam	1
Chesterfield, Broward	1
Carteret, Polk	1
Cincinnati, Dade	1
Connellsville, Highlands	1
Armstrong, St. Johns	1
Atl, Brevard	1
Alva, Escambia	1
Andalusia, Escambia	1
Arcadia, Highlands	1
Baker, Santa Rosa	1
Belleville, Palm Beach	1
Belmont, Santa Rosa	1
Blountstown, Broward	1
Bronson, Alachua	1
Brooker, Alachua	1
Bradenton, Clay	1
Brandon, Pinellas	1
Bonita, Lee	1
Bocaraten, Palm Beach	1
Middletown, Osceola	1
Missing, Gilchrist	1
Monroe, Hillsborough	1
Nantucket, Palm Beach	1
New Vernon, Palm Beach	1
Mayaguez, Dade	1
Macclenny, Duval	1
Mantua, Broward	1
Longwood, Broward	1
Lucedale, St. Lucie	1
Kure Beach, Monroe	1
Lakeland, Palm Beach	1
Hudson, Pinellas	1
Hoosick Falls, Broward	1
Indian Rock Beach, Palm Beach	1

# COVID-19: characteristics of 1,984,274 Florida resident cases

Data through Mar 23, 2021 verified as of Mar 24, 2021 at 09:25 AM

Data in this report are provisional and subject to change.

The table below includes the cities and counties of residence for cases in Florida residents based on the patient's ZIP Code. Note that city is not always received as part of the initial notification and may be missing while the case is being investigated.

City and county	Cases
Interlachen, Duval	1
Kechi, Orange	1
Fort Myers, Broward	1
Florala, Okaloosa	1
Forestville, Volusia	1
Gibsonton, Unknown	1
Gainesville, Okaloosa	1
Gainesville, Unknown	1
Greenbrier, Bay	1
Groveland, Orange	1
Hialeahgardens, Dade	1
Hiram, Leon	1
Westlake Village, Unknown	1
White Plains, Broward	1
Whites Creek, Leon	1
Windermere, Volusia	1
Wtixrat, Dade	1
Watersound, Bay	1
Unk, Duval	1
Ventura, Orange	1
University Of Central Florida, Lee	1
Trenton, Dixie	1
Unknown, Unknown	1
Toms River, Lee	1
Tourist, Dade	1
Seffenner, Hillsborough	1
Seminole, Lee	1
Saint Petersburg, Charlotte	1
Puerto Rico, Unknown	1
Punta Gorda, Unknown	1
Randolph, Orange	1
Rivera Beach, Palm Beach	1
Saint Augustine, Flagler	1
Suntise, Dade	1
Tallahassee, Madison	1
Stratford, Broward	1
Pembroke Pines, Orange	1
Pensacola, Sumter	1
Paducah, Manatee	1
Palm Coast, Unknown	1
Perth Amboy, Hillsborough	1
Port Orange, Brevard	1
Powell, Lee	1
Newberry, Levy	1
North Laud, Unknown	1
Ocala, Citrus	1
Ocoee, Unknown	1
Odessa, Dade	1
Oldsrav, Manatee	1
Orlando, Jackson	1
Orlando, Lee	1
Syracuse, Polk	1
Tallahassee, Dade	1
Tamarac, Dade	1
Tampa, Unknown	1
Tavares, Orange	1
Tequesta, Martin	1
Topsham, Manatee	1
Town Of Nocatee, St. Johns	1

# COVID-19: characteristics of 1,984,274 Florida resident cases

Data through Mar 23, 2021 verified as of Mar 24, 2021 at 09:25 AM

Data in this report are provisional and subject to change.

The table below includes the cities and counties of residence for cases in Florida residents based on the patient's ZIP Code. Note that city is not always received as part of the initial notification and may be missing while the case is being investigated.

City and county	Cases
Troy, Manatee	1
Unkn, Duval	1
Waipahu, Santa Rosa	1
Ward, Polk	1
Wellborn, Columbia	1
Sunbright, Palm Beach	1
Winter Garden, Duval	1
Woodbine, Nassau	1
West Aplm Beach, Palm Beach	1
West Yarmouth, St. Lucie	1
Venetian Islands, Dade	1
Yulee, St. Johns	1
Zephyrhills, Hillsborough	1
Prattville, Hillsborough	1
Prestonsburg, Bay	1
Quincy, Jackson	1
Rapid City, Broward	1
Russellville, Bay	1
Sagamore Beach, Charlotte	1
Saint Augustine, Broward	1
Saint Cloud, Palm Beach	1
Petersburg, Manatee	1
Piasa, Putnam	1
Saint Joseph, Volusia	1
San Antonio, Orange	1
Sanford, Unknown	1
Seminole, Leon	1
Suitland, Volusia	1
Shalimar, Unknown	1
Shirley, Flagler	1
Oldsmar, Hillsborough	1
Olean, Alachua	1
North Palm Beach, Orange	1
Northport, Sarasota	1
Oakland, Lee	1
Missing, Levy	1
Myakka City, Sarasota	1
New Middletown, Hillsborough	1
New Port Richey, Pinellas	1
New Port Richey, Unknown	1
Newberry, Marion	1
Newtown, Lake	1
Orlo Vista, Orange	1
Other, Dade	1
Palm Beach Gardens, Unknown	1
Palmetto Bay, Palm Beach	1
Palmetto, Pasco	1
Parma, Manatee	1
Pass-A-Grille Beach, Pinellas	1
Matawan, Palm Beach	1
Mckinney, Broward	1
Miamc, Dade	1
Milford, Lee	1
Missing, Okeechobee	1
Monroe Township, Palm Beach	1
Monroe, Lee	1
Moore Haven, Okeechobee	1
Morrisville, Unknown	1
Lake Butler, Alachua	1

# COVID-19: characteristics of 1,984,274 Florida resident cases

Data through Mar 23, 2021 verified as of Mar 24, 2021 at 09:25 AM

Data in this report are provisional and subject to change.

The table below includes the cities and counties of residence for cases in Florida residents based on the patient's ZIP Code. Note that city is not always received as part of the initial notification and may be missing while the case is being investigated.

City and county	Cases
Kingsland, Nassau	1
Knoxville, Bay	1
Ldhl, Broward	1
Las Vegas, Palm Beach	1
Longwood, Volusia	1
Lincoln, St. Lucie	1
Little Neck, Lee	1
Jupiter, St. Lucie	1
Kenilworth, Leon	1
Key West, Duval	1
Keys West, Unknown	1
Jacksonville, Orange	1
Jefferson, Dade	1
Jonesboro, Leon	1
Inverness, Marion	1
Inwood, Broward	1
Irvine, Marion	1
Istachatta, Hernando	1
Homeless, Monroe	1
Homeless, Pinellas	1
Howell, Dade	1
Hudson, Hernando	1
Hoclywsod, Dade	1
Holiday, Pinellas	1
Hernando, Marion	1
Hialeah, Collier	1
Indian Rocks Beach, Duval	1
Indiantown, Palm Beach	1
Inglewood, Sarasota	1
Dallas, Hernando	1
Dearborn, Broward	1
Deer Park, Dade	1
Carmel, Orange	1
Cedar Springs, Hernando	1
Caracas, Dade	1
Coconut Ck, Unknown	1
Chicago, Unknown	1
Brooklyn, Dade	1
Brooklyn, Lee	1
Bonnie, Broward	1
Boston, Broward	1
Bel Air, Collier	1
Apopka, Clay	1
Asheville, Highlands	1
Astoria, Broward	1
Atmore, Escambia	1
Bartow, Hardee	1
O, Manatee	1
Acworth, Okaloosa	1
Alachua, Duval	1
Alpharetta, Broward	1
Downingtown, Broward	1
Downingtown, Hillsborough	1
Dpo, Santa Rosa	1
Dunedin, Unknown	1
Deerfield, Dade	1
Deland, Seminole	1
Dayton, Lake	1
Daytona Beach, Pinellas	1

# COVID-19: characteristics of 1,984,274 Florida resident cases

Data through Mar 23, 2021 verified as of Mar 24, 2021 at 09:25 AM

Data in this report are provisional and subject to change.

The table below includes the cities and counties of residence for cases in Florida residents based on the patient's ZIP Code. Note that city is not always received as part of the initial notification and may be missing while the case is being investigated.

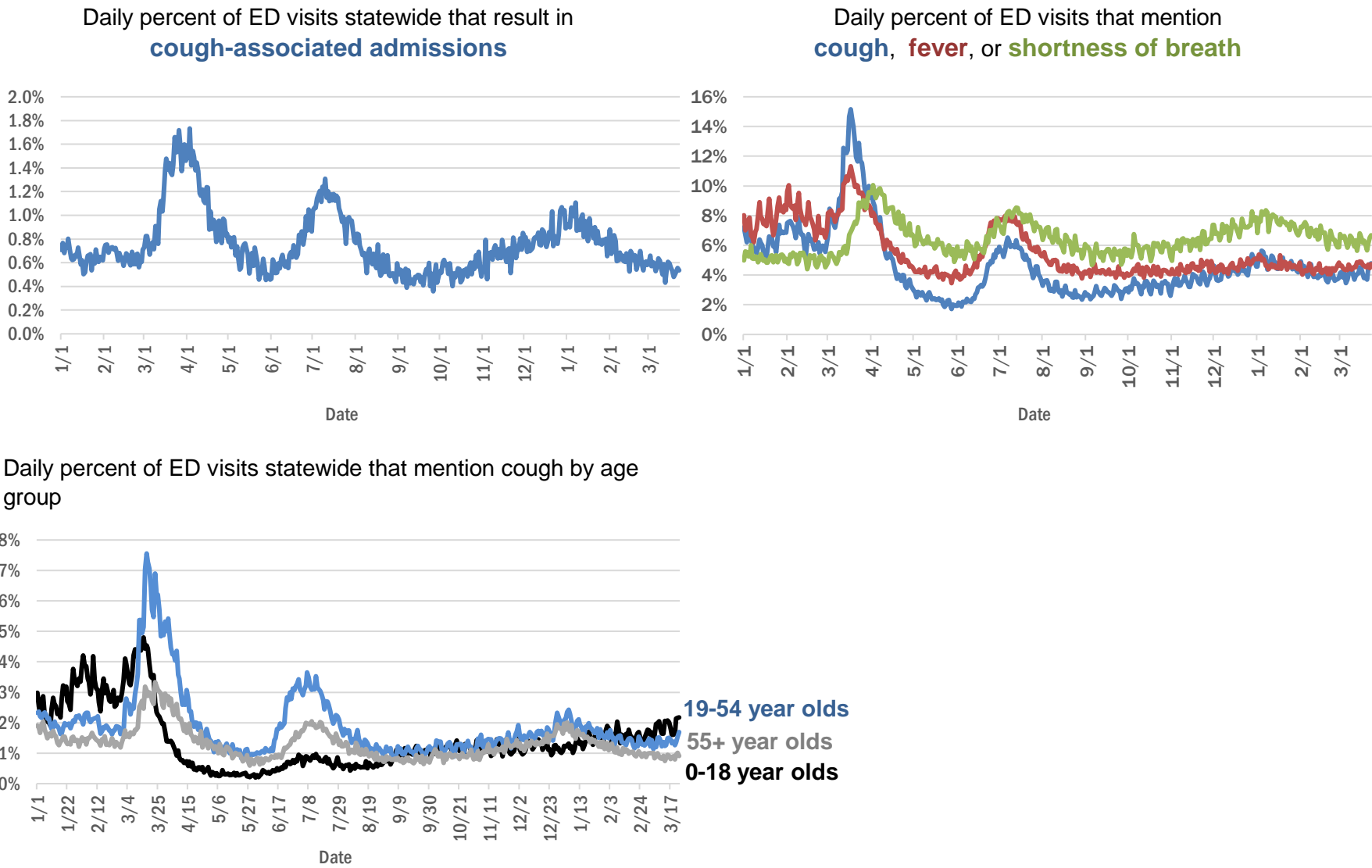
City and county	Cases
Erie, Monroe	1
East Palatka, Hillsborough	1
Eastpoint, Leon	1
Deltona, Seminole	1
Fort Lauderdale, Leon	1
Fort Myers, Sarasota	1
Fort Pierce, Palm Beach	1
Fort White, Clay	1
Garden City, Alachua	1
Gaylord, Orange	1
Gotcha, Orange	1
Greensburg, Palm Beach	1
Haines City, Osceola	1
Hallandale, Unknown	1
Helen, Bay	1
Total	1,984,274

# COVID-19: additional surveillance information

Data through Mar 23, 2021 verified as of Mar 24, 2021 at 09:25 AM

Data in this report are provisional and subject to change.

## Statewide emergency department (ED) chief complaint and admission data



The Electronic Surveillance System for the Early Notification of Community-Based Epidemics (ESSENCE-FL) includes chief complaint data from 211 of 211 Florida EDs. Data are transmitted electronically to ESSENCE-FL daily or hourly.



# COVID-19: testing by laboratory

Data through Mar 23, 2021 verified as of Mar 24, 2021 at 09:25 AM

Data in this report are provisional and subject to change.

The numbers in the table below represent the number of Florida and non-Florida residents for whom test results were received by the Department of Health. A person can be tested by more than one laboratory and can have both positive and negative results. **Therefore, the sum of the numbers in each column will be larger than the total number of people tested.**

Reporting lab	Inconclusive	Negative	Positive	Percent positive	Total
CURATIVE LABS	14,870	1,598,152	243,631	13%	1,856,653
LABORATORY CORPORATION OF AMERICA	2,556	1,620,365	220,442	12%	1,843,363
QUEST DIAGNOSTICS	11,856	1,372,670	201,773	13%	1,586,299
BIO REFERENCE LABORATORIES, INC	7,567	938,727	180,260	16%	1,126,554
HELIX	8,998	655,587	114,268	15%	778,853
REALTOX LABS LLC	6,532	599,107	98,419	14%	704,058
NOMI_HEALTH	2,899	459,628	63,159	12%	525,686
RCA LABORATORY SERVICES, LLC/GENETWORX		419,063	45,155	10%	464,218
GENETWORX	661	390,597	32,980	8%	424,238
CDR MAGUIRE - HEALTH CARE CENTER		338,623	51,553	13%	390,176
PALM BEACH BALLPARK		246,104	25,051	9%	271,155
PWNHEALTH	1,634	224,212	29,834	12%	255,680
IMPACT HEALTH BIOMETRIC TESTING, INC	1,041	221,993	26,350	11%	249,384
EAST FLORIDA STATE COLLEGE - BREVARD ☐		212,886	26,986	11%	239,872
BPHL-JACKSONVILLE	18	188,993	32,639	15%	221,650
NOMI HEALTH LAB SERVICES		172,673	19,921	10%	192,594
ADVENTHEALTH LAB	99	166,845	21,420	11%	188,364
FULGENT DIAGNOSTICS LABORATORY	3,432	157,377	17,696	10%	178,505
MAKO GENOMICS	7,832	140,748	25,685	15%	174,265
BPHL-MIAMI	225	147,090	24,559	14%	171,874
CB SMITH PARK		150,116	18,792	11%	168,908
MAYO CLINIC LABORATORIES	336	139,440	17,507	11%	157,283
ELABNETWORK	1,059	138,458	11,835	8%	151,352
BAYCARE LABORATORIES LLC	606	134,891	11,648	8%	147,145
MEMORIAL REGIONAL HOSPITAL SOUTH	27	116,865	23,750	17%	140,642
ASCENSION SACRED HEART HOSPITAL - PENSACOLA	2	115,731	17,934	13%	133,667
ORLANDO HEALTH SYSTEM	683	119,704	12,245	9%	132,632
NORTHWEST LABORATORY	246	121,085	6,475	5%	127,806
BIOCOLLECTIONS WORLDWIDE, INC	738	111,335	13,539	11%	125,612
AEGIS SCIENCES CORPORATION	1,017	103,690	17,133	14%	121,840
ADVENT HEALTH LAB	112	101,258	13,956	12%	115,326
MEDICAL DIAGNOSTIC LABORATORIES	976	98,590	14,220	12%	113,786
AKESOGEN		93,812	18,105	16%	111,917
TESTING MATTERS INC	794	93,362	16,477	15%	110,633
BPHL-TAMPA (SPECTRUM BLVD)	45	90,993	16,741	16%	107,779
UF HEALTH MEDICAL LAB	33	98,183	9,186	9%	107,402
TAMPA GENERAL HOSPITAL	4	93,574	8,958	9%	102,536
DIATHERIX LABORATORIES (VRL EUROFINs)	1	85,143	12,623	13%	97,767
KORVALABS, INC	1,285	91,582	4,706	5%	97,573
BAPTIST HEALTH SOUTH FLORIDA	364	79,272	12,085	13%	91,721
SUNPATH MEDICAL DIAGNOSTICS LABORATORY	827	78,338	12,061	13%	91,226
ASCENSION ST VINCENT'S - RIVERSIDE	1	72,053	10,132	12%	82,186
SOUTH MIAMI HOSPITAL LAB	445	66,167	9,449	12%	76,061
JACKSON MEMORIAL HOSPITAL CLINICAL LAB	79	64,351	11,605	15%	76,035
LAKELAND REGIONAL MEDICAL CENTER	129	66,999	8,742	12%	75,870
UF HEALTH SHANDS HOSPITAL	492	62,113	4,535	7%	67,140
AMERICAN HEALTH ASSOCIATES	9	60,885	5,208	8%	66,102

# COVID-19: testing by laboratory

Data through Mar 23, 2021 verified as of Mar 24, 2021 at 09:25 AM

Data in this report are provisional and subject to change.

The numbers in the table below represent the number of Florida and non-Florida residents for whom test results were received by the Department of Health. A person can be tested by more than one laboratory and can have both positive and negative results. **Therefore, the sum of the numbers in each column will be larger than the total number of people tested.**

Reporting lab	Inconclusive	Negative	Positive	Percent positive	Total
INGENIOUS PERSONALIZED MEDICINE	211	54,333	10,975	17%	65,519
AIT LABORATORIES		53,304	6,511	11%	59,815
APPLIED INGENUITY DIAGNOSTICS LLC		53,754	2,464	4%	56,218
BAPTIST HEALTH - JACKSONVILLE	4	50,064	3,994	7%	54,062
ARUP LABORATORIES	16	50,089	2,925	6%	53,030
GENESIS REFERENCE LABORATORIES		47,331	5,185	10%	52,516
MINUTECLINIC LLC		43,347	7,336	14%	50,683
TALLAHASSEE MEMORIAL HOSPITAL	240	44,592	5,513	11%	50,345
SARASOTA MEMORIAL HOSPITAL MAIN LAB	12	44,043	3,780	8%	47,835
ADVENTIST HEALTH SYSTEMS SUNBELT INC DBA		42,182	5,069	11%	47,251
BROWARD GENERAL MEDICAL CENTER-CLINICAL LAB	2	41,604	4,549	10%	46,155
VIRACOR EUROFINs		35,809	9,842	22%	45,651
NICKLAUS CHILDREN'S HOSPITAL	70	39,595	5,231	12%	44,896
FLORIDA HOSPITAL - TAMPA	37	40,942	3,357	8%	44,336
MILLENNIUM PHYSICIAN GROUP	17	35,361	6,827	16%	42,205
DWIC OF TAMPA BAY INC		36,606	4,585	11%	41,191
LEE HEALTH - CAPE CORAL HOSPITAL	3	34,866	5,667	14%	40,536
UNIVERSITY OF MIAMI HOSPITAL	140	36,531	3,716	9%	40,387
UF HEALTH JACKSONVILLE	54	34,715	4,031	10%	38,800
MEDFAST URGENT CARE CENTERS, LLC	20	33,643	5,052	13%	38,715
ECCO LAB GROUP CO	527	32,256	4,656	12%	37,439
ORANGE COUNTY CONVENTION CENTER		33,330	3,703	10%	37,033
MIAMI DADE COUNTY		32,091	3,527	10%	35,618
WALGREENS	35	29,688	5,481	16%	35,204
NORTH FLORIDA REGIONAL MEDICAL CENTER		29,878	3,482	10%	33,360
MOUNT SINAI MEDICAL CENTER	10	30,039	3,214	10%	33,263
INTEGRATED REGIONAL LABORATORIES LLP	10	28,697	4,177	13%	32,884
ST JOSEPHS HOSPITAL LABORATORY	23	28,581	3,637	11%	32,241
BRANDON REGIONAL HOSPITAL		28,506	3,691	11%	32,197
JUPITER MEDICAL CENTER LAB	82	28,554	2,777	9%	31,413
STS LAB 2 LLC	6	29,556	1,548	5%	31,110
GENESIS MEDICAL LABORATORY	410	24,867	4,537	15%	29,814
NIGHT LITE PEDIATRIC CENTER LLC		26,575	2,872	10%	29,447
JFK MEDICAL CENTER LAB	1	25,819	3,306	11%	29,126
PALMETTO GENERAL HOSPITAL LAB	3	23,892	4,732	17%	28,627
WATSON CLINIC LLP		22,825	5,245	19%	28,070
HOLY CROSS HOSPITAL CLINICAL LAB	1	25,432	2,396	9%	27,829
MALABAR MEDICAL WALK IN CLINIC	1	21,975	4,505	17%	26,481
AVENTUS BIO LABS	16	22,837	3,277	13%	26,130
HEALTHLINK DIAGNOSTIC LABORATORIES	293	23,294	2,389	9%	25,976
AMELIA EARHART		22,362	3,430	13%	25,792
INFINITY BIOLOGIX LLC (GINKO BIOWORKS)	96	24,189	1,121	4%	25,406
ACCESS DX LABORATORY	224	22,554	2,095	8%	24,873
MORTON PLANT HOSPITAL-ADLER INSTITUTE	26	21,190	2,551	11%	23,767

# COVID-19: testing by laboratory

Data through Mar 23, 2021 verified as of Mar 24, 2021 at 09:25 AM

Data in this report are provisional and subject to change.

The numbers in the table below represent the number of Florida and non-Florida residents for whom test results were received by the Department of Health. A person can be tested by more than one laboratory and can have both positive and negative results. **Therefore, the sum of the numbers in each column will be larger than the total number of people tested.**

Reporting lab	Inconclusive	Negative	Positive	Percent positive	Total
PANCARE OF FLORIDA INC		20,652	2,498	11%	23,150
LAB DIAGNOSTICS LLC	393	17,014	5,337	23%	22,744
DRS CLACK SPENCER WHITE & MCCORMACK PA D/B/A		20,400	2,042	9%	22,442
STATLAB_MOBILE	1	20,363	2,056	9%	22,420
CLEVELAND CLINIC HOSPITAL LAB	4	20,003	2,380	11%	22,387
SAINT MARY'S MEDICAL CENTER	25	19,946	2,264	10%	22,235
CLEVELAND CLINIC TRADITION HOSPITAL		20,369	1,516	7%	21,885
NAPLES COMMUNITY HOSPITAL	72	19,670	2,034	9%	21,776
UNITED CLINICAL LABORATORY LLC	3	19,175	2,511	12%	21,689
PATIENTS FIRST LAKE ELLA MEDICAL CENTER PA		17,726	3,268	16%	20,994
ADVENT HEALTH - DAYTONA BEACH	32	18,890	1,705	8%	20,627
EXACT SCIENCES LABORATORIES		18,177	2,307	11%	20,484
BAYFRONT HEALTH - ST PETERSBURG	17	17,827	2,460	12%	20,304
OSCEOLA REGIONAL MEDICAL CENTER	1	16,963	2,354	12%	19,318
LEESBURG REGIONAL MEDICAL CENTER		16,575	2,264	12%	18,839
HOMESTEAD HOSPITAL CLINICAL LABORATORY	27	15,279	3,251	18%	18,557
MEMORIAL HOSPITAL JACKSONVILLE	8	15,287	2,770	15%	18,065
CLARITY LAB SOLUTIONS	94	16,001	1,938	11%	18,033
NORTHWEST MEDICAL CENTER	1	15,545	2,152	12%	17,698
HEALTH CENTER AT SINAI RESIDENCES		16,930	506	3%	17,436
ORANGE PARK MEDICAL CENTER	9	14,526	2,671	16%	17,206
BIOCERNA LABS	461	14,582	2,112	12%	17,155
INDIAN RIVER PATHOLOGY LLC		15,814	1,278	7%	17,092
BETHESDA HOSPITAL EAST		15,206	1,528	9%	16,734
OAK HILL HOSPITAL		14,824	1,833	11%	16,657
ACCESS MEDICAL LABORATORIES	4	8,546	8,040	48%	16,590
DELRAY MEDICAL CENTER LAB	3	14,890	1,679	10%	16,572
VISTA CLINICAL DIAGNOSTICS	487	14,119	1,810	11%	16,416
MIAMI BEACH CONVENTION CENTER		15,341	959	6%	16,300
WELLINGTON REGIONAL MED CTR LAB	6	14,468	1,797	11%	16,271
LAWNWOOD REGIONAL MEDICAL CENTER	1	14,030	2,234	14%	16,265
MEMORIAL REGIONAL HOSPITAL CLINICAL LABORATORY	10	15,029	1,016	6%	16,055
WEST KENDALL BAPTIST HOSPITAL	13	13,033	2,984	19%	16,030
FULGENT DIAGNOSTICS	171	14,806	985	6%	15,962
BAPTIST HEALTH - SOUTH		14,431	1,217	8%	15,648
THE HEALTHCARE DISTRICT OF PALM BEACH COUNTY	51	13,559	1,957	13%	15,567
LARGO MEDICAL CENTER		13,680	1,651	11%	15,331
WINTER HAVEN HOSPITAL CLINICAL LABORATORY	4	12,946	2,301	15%	15,251
ADVENTHEALTH CENTRA CARE LAKE BUENA VISTA		13,478	1,755	12%	15,233
BAPTIST HEALTHCARE - BAPTIST HOSPITAL	5	11,975	3,190	21%	15,170
LEE HEALTH - LEE MEMORIAL HOSPITAL		11,340	3,624	24%	14,964
UHEALTH CORAL GABLES/LENNAR MED CTR	41	13,961	950	6%	14,952
PRIVA PATH LABS	77	13,854	951	6%	14,882
MOLECULAR INFECTIOUS DISEASES	512	13,725	498	3%	14,735
NONA SCIENTIFIC	5	11,481	3,133	21%	14,619

# COVID-19: testing by laboratory

Data through Mar 23, 2021 verified as of Mar 24, 2021 at 09:25 AM

Data in this report are provisional and subject to change.

The numbers in the table below represent the number of Florida and non-Florida residents for whom test results were received by the Department of Health. A person can be tested by more than one laboratory and can have both positive and negative results. **Therefore, the sum of the numbers in each column will be larger than the total number of people tested.**

Reporting lab	Inconclusive	Negative	Positive	Percent positive	Total
WEST FLORIDA HOSPITAL LAB	1	11,550	3,035	21%	<b>14,586</b>
INDIAN RIVER MEDICAL CENTER LAB		13,669	852	6%	<b>14,521</b>
MEDRITE MEDICAL CARE, PC	6,839	6,994	654	5%	<b>14,487</b>
MEDICAL CENTER OF TRINITY CLINICAL LABORATORY	2	13,003	1,474	10%	<b>14,479</b>
CARDIOPATH	84	12,541	1,854	13%	<b>14,479</b>
NEMOURS CHILDRENS HOSPITAL	1	13,649	814	6%	<b>14,464</b>
PALMS WEST HOSPITAL LAB	2	12,477	1,963	14%	<b>14,442</b>
WESTSIDE REGIONAL MED CTR	2	11,947	2,046	15%	<b>13,995</b>
GOOD SAMARITAN MEDICAL CENTER LAB	2	12,165	1,785	13%	<b>13,952</b>
MERCY HOSPITAL A CAMPUS OF PLANTATION GEN HOSP LAB	1	11,715	2,099	15%	<b>13,815</b>
SYNERGY DIAGNOSTIC LABORATORY	98	11,868	1,568	12%	<b>13,534</b>
REGIONAL MEDCIAL CENTER BAYONET POINT	2	12,446	1,060	8%	<b>13,508</b>
LABS ASAP LLC		12,213	1,272	9%	<b>13,485</b>
THE VILLAGES REGIONAL HOSPITAL		12,005	1,367	10%	<b>13,372</b>
GULF COAST MEDICAL CENTER MICROLAB		10,491	2,816	21%	<b>13,307</b>
NATIONWIDE LABORATORY SERVICES INC	430	10,986	1,528	12%	<b>12,944</b>
AVENTURA HOSPITAL LAB		10,386	2,400	19%	<b>12,786</b>
ST ANTHONY'S HOSPITAL LAB	30	11,201	1,555	12%	<b>12,786</b>
CORAL GABLES HOSPITAL CLINICAL LABORATORY		10,799	1,943	15%	<b>12,742</b>
CAPITAL REGIONAL MEDICAL CTR		10,198	2,388	19%	<b>12,586</b>
BLAKE MEDICAL CENTER		10,955	1,506	12%	<b>12,461</b>
BAPTIST HEALTH SOUTH FLORIDA - WEST KENDALL URGENT CARE		10,435	2,020	16%	<b>12,455</b>
HALIFAX MEDICAL CENTER LAB	37	10,587	1,810	15%	<b>12,434</b>
WEST BOCA MEDICAL CENTER LAB		11,494	917	7%	<b>12,411</b>
MANATEE MEMORIAL HOSPITAL		11,149	1,043	9%	<b>12,192</b>
LAKE CITY HM		11,147	988	8%	<b>12,135</b>
LEE HEALTH - HEALTH PARK MEDICAL CENTER		10,219	1,914	16%	<b>12,133</b>
GENOVA DIAGNOSTICS LABORATORY	66	10,922	1,072	9%	<b>12,060</b>
BINAXNOW	9	9,174	2,867	24%	<b>12,050</b>
FLORIDA LABORATORY ANALYSIS		10,522	1,491	12%	<b>12,013</b>
PRECISION HEALTH RESOURCES LLC		11,227	756	6%	<b>11,983</b>
ST JOSEPHS HOSPITAL	18	10,301	1,659	14%	<b>11,978</b>
PWN HEALTH	17	9,846	2,074	17%	<b>11,937</b>
FLORIDA HOSPITAL WATERMAN LABORATORY	70	10,997	862	7%	<b>11,929</b>
PALM BEACH GARDENS MEDICAL CTR LAB		10,754	1,162	10%	<b>11,916</b>
PATHNOSTICS	41	9,341	2,396	20%	<b>11,778</b>
ST MARKS HOSPITAL LABORATORY B	78	10,627	1,002	9%	<b>11,707</b>
LARKIN COMMUNITY HOSPITAL	10	10,033	1,508	13%	<b>11,551</b>
COAST DIAGNOSTICS LLC	45	10,185	1,240	11%	<b>11,470</b>
FLORIDA HOSPITAL HEARTLAND MED CTR CLINICAL LAB	33	9,963	1,445	13%	<b>11,441</b>
LAKE CITY MEDICAL CENTER		9,113	2,214	20%	<b>11,327</b>
PLANTATION GENERAL HOSPITAL		9,529	1,719	15%	<b>11,248</b>
MEASE COUNTRYSIDE LAB	14	9,877	1,231	11%	<b>11,122</b>
VIKOR SCIENTIFIC	49	9,214	1,814	16%	<b>11,077</b>
PHYSICIANS REGIONAL MEDICAL CENTER - PINE RIDGE RD	1	9,738	1,152	11%	<b>10,891</b>
EXPRESS GENE MOLECULAR DIAGNOSTICS LABORATORY		9,395	1,471	14%	<b>10,866</b>
FLORIDA MEDICAL CENTER - A CAMPUS OF NORTH SHORE	2	9,541	1,305	12%	<b>10,848</b>



# COVID-19: testing by laboratory

Data through Mar 23, 2021 verified as of Mar 24, 2021 at 09:25 AM

Data in this report are provisional and subject to change.

The numbers in the table below represent the number of Florida and non-Florida residents for whom test results were received by the Department of Health. A person can be tested by more than one laboratory and can have both positive and negative results. **Therefore, the sum of the numbers in each column will be larger than the total number of people tested.**

Reporting lab	Inconclusive	Negative	Positive	Percent positive	Total
ADVENT HEALTH - WESLEY CHAPEL	14	9,761	1,007	9%	10,782
CENTRAL FLORIDA REGIONAL HOSPITAL		9,541	1,109	10%	10,650
DOCTORS HOSPITAL	7	8,938	1,702	16%	10,647
AMERICAN FAMILY CARE	1	6,214	4,416	42%	10,631
CernerELR_Advent		9,158	1,341	13%	10,499
NORTHSIDE HOSPITAL AND HEART INSTITUTE		9,411	1,042	10%	10,453
LARKIN COMMUNITY HOSPITAL INC DBA CARDIOTROPIC		6,819	3,620	35%	10,439
ADVENTHEALTH CENTRA CARE WATERFORD LAKES		8,717	1,673	16%	10,390
LEON MEDICAL CENTERS LLC		8,223	2,148	21%	10,371
SARKIS CLINICAL TRIALS	25	9,021	1,278	12%	10,324
NCF DIAGNOSTICS & DNA TECHNOLOGIES LAB	164	9,561	518	5%	10,243
CORAL SPRINGS MED CTR		9,223	994	10%	10,217
JOHNS HOPKINS ALL CHILDREN'S HOSPITAL		9,505	658	6%	10,163
FLORIDA HOSPITAL DELAND	10	8,904	1,236	12%	10,150
LABSTAT LLC	12	9,548	450	4%	10,010
SRQ DRIVE THROUGH☐		8,944	905	9%	9,849
BAPTIST HEALTH SOUTH FLORIDA - COUNTRY WALK URGENT CARE		8,095	1,699	17%	9,794
AVECINA MEDICAL	4	6,204	3,581	37%	9,789
HEALTHQUEST ESOTERICS		8,296	1,472	15%	9,768
P4 CLINICAL, LLC	204	8,572	959	10%	9,735
AVECINA	20	9,006	704	7%	9,730
WEST PALM HOSPITAL LAB		8,916	758	8%	9,674
PALM BEACH BALL PARK		8,607	1,024	11%	9,631
ADVENTHEALTH CENTRA CARE ST CLOUD	1	8,253	1,312	14%	9,566
BOSTON HEART DIAGNOSTICS CORP		8,334	1,201	13%	9,535
MEDARBOR DIAGNOSTICS	1	8,275	1,134	12%	9,410
OCALA REGIONAL MEDICAL CENTER		8,154	1,208	13%	9,362
SYNERGY LABORATORIES	32	8,137	1,132	12%	9,301
BROWARD HEALTH NORTH CLINICAL LABORATORY		8,218	1,042	11%	9,260
NORTH SHORE MEDICAL CENTER		7,651	1,551	17%	9,202
FLORIDA HOSPITAL FLAGLER	29	8,269	848	9%	9,146
FLORIDA HOSPITAL ZEPHYRHILLS	10	8,035	999	11%	9,044
LEE HEALTH - GULF COAST MEDICAL CENTER	2	7,273	1,743	19%	9,018
CERNERELR_BAYCARE	43	8,320	616	7%	8,979
INFORM DIAGNOSTICS, INC		8,463	506	6%	8,969
FLORIDA HOSPITAL OF CARROLLWOOD	23	7,682	1,238	14%	8,943
H LEE MOFFITT CANCER CENTER LABORATORY	2	8,700	239	3%	8,941
SANTA ROSA MEDICAL CENTER	2	7,234	1,458	17%	8,694
BAPTIST HEALTH - BEACHES		7,935	651	8%	8,586
GENE BY GENE, GENOMICS RESEARCH CENTER LAB	44	7,927	549	6%	8,520
CLEVELAND CLINIC MARTIN SOUTH HOSPITAL	1	7,537	915	11%	8,453
SOUTH BAY HOSPITAL CLINICAL LAB	1	7,533	892	11%	8,426
BAPTIST HEALTH SOUTH FLORIDA - MIAMI LAKES URGENT CARE		6,618	1,785	21%	8,403
ANNE BATES LEACH EYE HOSPITAL/ ABLEH MICROBIOLOGY LABORATORY	9	8,190	116	1%	8,315
AVECINA MEDICAL OAKLEAF	3	6,977	1,330	16%	8,310
MEMORIAL HOSPITAL WEST LABORATORY SERVICES	14	7,517	748	9%	8,279
BAYCARE COMMUNITY HEALTH		8,074	195	2%	8,269

# COVID-19: testing by laboratory

Data through Mar 23, 2021 verified as of Mar 24, 2021 at 09:25 AM

Data in this report are provisional and subject to change.

The numbers in the table below represent the number of Florida and non-Florida residents for whom test results were received by the Department of Health. A person can be tested by more than one laboratory and can have both positive and negative results. **Therefore, the sum of the numbers in each column will be larger than the total number of people tested.**

Reporting lab	Inconclusive	Negative	Positive	Percent positive	Total
POINCIANA MEDICAL CENTER		6,486	1,757	21%	8,243
CERNERELR_BAPTISTMIAMI	31	7,313	862	11%	8,206
ADVENTHEALTH CENTRA CARE CLERMONT		7,069	1,108	14%	8,177
ADVENTHEALTH CENTRA CARE UNIVERSITY	1	7,219	917	11%	8,137
CLEVELAND CLINIC MARTIN NORTH HOSPITAL		7,202	904	11%	8,106
MEMORIAL HOSPITAL MICRO		7,533	532	7%	8,065
ISPM LABS, LLC DBA CAPSTONE DIAGNOSTICS, LLC		7,602	393	5%	7,995
WEST MARION COMMUINITY HOSPITAL LAB		6,615	1,319	17%	7,934
ADVENTHEALTH CENTRA CARE WINTER PARK		7,092	801	10%	7,893
ADVENTHEALTH CENTRA CARE WINTER GARDEN	1	7,009	878	11%	7,888
ST LUCIE MEDICAL CENTER		6,368	1,487	19%	7,855
KD MEDICAL CHOICE LLC	5	7,005	728	9%	7,738
INDIAN RIVER MEDICAL CENTER		6,775	942	12%	7,717
NCH DOWNTOWN NAPLES HOSPITAL	15	7,029	657	9%	7,701
LAKEWOOD RANCH MEDICAL CENTER		7,043	596	8%	7,639
FLORIDA HOSPITAL FISH MEMORIAL	19	6,449	1,125	15%	7,593
NCH NORTH NAPLES HOSPITAL LAB	15	6,733	830	11%	7,578
FLORIDA HOSPITAL OCALA		6,620	948	13%	7,568
MORTON PLANT-MEASE	5	6,831	718	10%	7,554
ADVENTHEALTH CENTRA CARE LAKELAND	1	6,561	982	13%	7,544
ARCPOINT LABS OF FORT MYERS	4	6,616	908	12%	7,528
ATLANTIS URGENT CARE	12	5,718	1,644	22%	7,374
BAPTIST HEALTH SOUTH FLORIDA - WESTCHESTER URGENT CARE		5,997	1,297	18%	7,294
ADVENTHEALTH CENTRA CARE LEE ROAD		6,530	747	10%	7,277
ADVENTHEALTH CENTRA CARE DR PHILLIPS		6,492	677	9%	7,169
HIALEAH HOSPITAL	4	5,517	1,553	22%	7,074
NCH NORTH NAPLES HOSPITAL	8	6,309	710	10%	7,027
ADVENTHEALTH CENTRA CARE HUNTERS CREEK	3	6,091	929	13%	7,023
BAYFRONT HEALTH - PORT CHARLOTTE		6,415	536	8%	6,951
BAPTIST HEALTH SOUTH FLORIDA - DORAL URGENT CARE		5,575	1,353	20%	6,928
ADVENTHEALTH CENTRA CARE SANFORD		6,084	802	12%	6,886
AVERO DIAGNOSTICS - IRVING	11	6,356	471	7%	6,838
LUMINUS DIAGNOSTICS		6,277	556	8%	6,833
OVIEDO MEDICAL CENTER		6,127	702	10%	6,829
HOLIDAY CVS LLC		6,418	343	5%	6,761
BAPTIST HEALTH - NASSAU		6,398	356	5%	6,754
ADVENTHEALTH CENTRA CARE LAKE MARY	2	5,877	868	13%	6,747
MEDEXPRESS URGENT CARE	2	4,609	2,107	31%	6,718
QDX PATHOLOGY SERVICES	2	6,288	395	6%	6,685
ADVENTHEALTH CENTRA CARE MOUNT DORA		5,643	1,038	16%	6,681
ADVENTHEALTH CENTRA CARE APOPKA	1	5,713	933	14%	6,647
VISTA CLINICAL	8	3,877	2,712	41%	6,597
COMMUNITY HEALTH CENTERS OF PINELLAS INC		5,244	1,339	20%	6,583
MEDEXPRESS URGENT CARE OF BOYNTON BEACH LLC		6,060	509	8%	6,569
IMPERIAL POINT MEDICAL CENTER		6,004	564	9%	6,568
ADVENTHEALTH CENTRA CARE KISSIMMEE		5,914	646	10%	6,560
UNKNOWN	3	3,416	3,140	48%	6,559



# COVID-19: testing by laboratory

Data through Mar 23, 2021 verified as of Mar 24, 2021 at 09:25 AM

Data in this report are provisional and subject to change.

The numbers in the table below represent the number of Florida and non-Florida residents for whom test results were received by the Department of Health. A person can be tested by more than one laboratory and can have both positive and negative results. **Therefore, the sum of the numbers in each column will be larger than the total number of people tested.**

Reporting lab	Inconclusive	Negative	Positive	Percent positive	Total
ADVENTIST HEALTH SYSTEMS, SUNBELT INC		5,623	816	13%	6,439
ST PETERSBURG GENERAL HOSPITAL		5,454	960	15%	6,414
ST JOSEPHS NORTH HOSPITAL LAB	7	5,463	910	14%	6,380
SOLARIS DIAGNOSTICS	10	5,786	578	9%	6,374
EMERALD COAST URGENT CARE		4,891	1,463	23%	6,354
SUNCOAST PATHOLOGY ASSOCIATES		5,756	544	9%	6,300
LEE DAVIS COMMUNITY RESOURCE CENTER		5,438	819	13%	6,257
FORT WALTON BEACH MEDICAL CENTER		5,325	897	14%	6,222
EMPIRE CITY LABORATORIES INC	75	5,290	856	14%	6,221
FAU		5,738	434	7%	6,172
EGLIN AIR FORCE BASE	13	4,534	1,624	26%	6,171
CLINICAL REFERENCE LABORATORY	2	5,857	306	5%	6,165
ADVENTHEALTH CENTRA CARE ALTAMONTE		5,391	762	12%	6,153
DYNIX DIAGNOSTIX		5,545	556	9%	6,101
MEDEXPRESS URGENT CARE HUDSON		5,258	818	13%	6,076
LEE HEALTH CONVENIENT CARE - PAGE FIELD		5,382	694	11%	6,076
FLORIDA HOSPITAL NORTH PINELLAS	11	5,477	486	8%	5,974
BAYFRONT HEALTH - VENICE REGIONAL MEDICAL	1	5,374	537	9%	5,912
ACUTIS DIAGNOSTICS	25	4,823	1,043	18%	5,891
PARAMOUNT URGENT CARE	2	2,964	2,909	50%	5,875
BAPTIST HEALTH SOUTH FLORIDA - PEMBROKE PINES URGENT CARE		4,884	980	17%	5,864
NORTHWEST FLORIDA COMMUNITY HOSPITAL	44	4,387	1,428	24%	5,859
ADVENTHEALTH CENTRA CARE AZALEA PARK		4,995	815	14%	5,810
MICROGEN DX	4	5,093	703	12%	5,800
AHCC WESLEY CHAPEL		5,164	621	11%	5,785
URGENT CARE OF THE PALM BEACHES		4,825	916	16%	5,741
ADVENTHEALTH CENTRA CARE OVIEDO		4,870	812	14%	5,682
ADVENTHEALTH EXPRESS CARE		4,640	1,006	18%	5,646
ANGEL KIDS PEDIATRICS		5,328	312	6%	5,640
SOUTH FLORIDA BAPTIST HOSPITAL MICRO	4	4,663	928	17%	5,595
PRO CLINIC		4,503	1,073	19%	5,576
PUTNAM COMMUNITY MEDICAL CENTER		4,859	695	13%	5,554
DOCTORS URGENT CARE LLC	1	4,516	1,025	18%	5,542
SUNRISE MEDICAL LABORATORIES	2	5,135	383	7%	5,520
ADVENT HEALTH - HEART OF FLORIDA ER	1	4,750	735	13%	5,486
MINUTECLINIC		4,687	777	14%	5,464
TROPICANA FIELD - LOT 2	19	4,936	491	9%	5,446
COASTAL MED URGENT CARE		3,932	1,501	28%	5,433
MINUTECLINIC LLC #3703		4,414	954	18%	5,368
ADVENTHEALTH CENTRA CARE LONGWOOD		4,686	641	12%	5,327
MEDICAL DNA LABS LLC	3	4,846	466	9%	5,315
MARTIN HOSPITAL SOUTH LAB		4,966	290	6%	5,256
ADVENTHEALTH CENTRA CARE SOUTH ORANGE		4,497	730	14%	5,227
ADVENTHEALTH CENTRA CARE ORANGE LAKE		4,629	597	11%	5,226
HEALTH FIRST ADVENTHEALTH CENTRA CARE - TITUSVILLE		4,430	794	15%	5,224
ESCAMBIA COMMUNITY CLINICS INC	8	3,938	1,269	24%	5,215
BAPTIST HEALTH SOUTH FLORIDA - CORAL SPRINGS URGENT CARE		4,475	736	14%	5,211

# COVID-19: testing by laboratory

Data through Mar 23, 2021 verified as of Mar 24, 2021 at 09:25 AM

Data in this report are provisional and subject to change.

The numbers in the table below represent the number of Florida and non-Florida residents for whom test results were received by the Department of Health. A person can be tested by more than one laboratory and can have both positive and negative results. **Therefore, the sum of the numbers in each column will be larger than the total number of people tested.**

Reporting lab	Inconclusive	Negative	Positive	Percent positive	Total
UNIVERSITY HOSPITAL AND MEDICAL CENTER		3,964	1,232	24%	5,196
FLORIDA FAMILY LABORATORY, INC DBA	41	4,712	423	8%	5,176
LABORATORY OF FLORIDA LLC	41	4,691	411	8%	5,143
ADVENTHEALTH CENTRA CARE PORT ORANGE		4,324	813	16%	5,137
FLORIDA COMMUNITY HEALTH CENTER		4,065	1,069	21%	5,134
URGENT CARE CURE	2	4,412	719	14%	5,133
BAPTIST HEALTH - NORTH		4,028	1,083	21%	5,111
DOCTORS URGENT CARE OF LUTZ LLC	1	4,117	988	19%	5,106
TRINITY SPRINGS		4,372	729	14%	5,101
MEDEXPRESS URGENT CARE - ROYAL PALM BEACH		4,556	535	11%	5,091
PALMS OF PASADENA HOSPITAL		4,520	540	11%	5,060
MEDEXPRESS URGENT CARE - ESTERO		4,526	513	10%	5,039
ADVENTHEALTH CENTRA CARE SAND LAKE		4,507	522	10%	5,029
MINUTECLINIC LLC		4,304	709	14%	5,013
MINUTECLINIC LLC #1067		4,336	665	13%	5,001
THE CENTER FOR URGENT CARE	3	4,147	804	16%	4,954
MEDCOMP SCIENCES LLC	111	2,903	1,934	39%	4,948
ADVENTHEALTH CENTRA CARE LEESBURG		4,048	899	18%	4,947
MEDEXPRESS URGENT CARE - GOLDEN GATE		4,377	561	11%	4,938
BAPTIST HEALTH SOUTH FLORIDA - KENDALE LAKES URGENT CARE		3,971	952	19%	4,923
BAPTIST HEALTH SOUTH FLORIDA - TAMIAMI TRAIL URGENT CARE		3,973	948	19%	4,921
WESTCHESTER HOSPITAL	23	3,987	905	18%	4,915
HEALTH FIRST ADVENTHEALTH CENTRA CARE GATEWAY	1	4,409	493	10%	4,903
DOCTORS HOSPITAL OF SARASOTA CLINICAL LABORATORY		4,271	619	13%	4,890
MEDEXPRESS URGENT CARE PALM BEACH GARDENS		4,417	424	9%	4,841
TALLAHASSEE PRIMARY CARE ASSOCIATES		4,247	585	12%	4,832
PEDIATRIC HEALTH CARE ALLIANCE PA		4,416	400	8%	4,816
MINUTECLINIC LLC #8396		4,109	707	15%	4,816
RAULERSON HOSPITAL		3,969	800	17%	4,769
BAPTIST HEALTH SOUTH FLORIDA - CORAL GABLES (UNIVERSITY) URGENT CARE		4,057	644	14%	4,701
BAPTIST HEALTH SOUTH FLORIDA - PINECREST URGENT CARE		4,003	646	14%	4,649
SPORTS DRUG TESTING LABORATORY	75	4,405	133	3%	4,613
NIGHT LITE PEDIATRICS	4	3,343	1,254	27%	4,601
BAPTIST HEALTH SOUTH FLORIDA - CORAL GABLES URGENT CARE		3,821	777	17%	4,598
PREMIER MEDICAL	2	4,492	94	2%	4,588
MEASE DUNEDIN HOSPITAL	5	4,063	468	10%	4,536
PARAMOUNT URGENT CARE - WINDERMERE	2	2,987	1,543	34%	4,532
MOFFITT CANCER CENTER	6	4,398	97	2%	4,501
HOLMES REG MED CENTER CLINICAL LAB		3,940	561	12%	4,501
MEDEXPRESS URGENT CARE - LAKELAND		3,948	533	12%	4,481
BAPTIST HEALTH SOUTH FLORIDA - PALMETTO BAY URGENT CARE		3,755	712	16%	4,467
BAYFRONT HEALTH - SEVEN RIVERS		4,077	386	9%	4,463
ASCENSION SACRED HEART - EMERALD COAST		3,679	732	17%	4,411
BETHESDA HOSPITAL WEST		3,960	450	10%	4,410
WELLINGTON REGIONAL MEDICAL CENTER		4,041	352	8%	4,393
ALTRU DIAGNOSTICS INC	2	4,217	165	4%	4,384
VENTURE MEDICAL OF FLORIDA LLC		3,940	322	8%	4,262

# COVID-19: testing by laboratory

Data through Mar 23, 2021 verified as of Mar 24, 2021 at 09:25 AM

Data in this report are provisional and subject to change.

The numbers in the table below represent the number of Florida and non-Florida residents for whom test results were received by the Department of Health. A person can be tested by more than one laboratory and can have both positive and negative results. **Therefore, the sum of the numbers in each column will be larger than the total number of people tested.**

Reporting lab	Inconclusive	Negative	Positive	Percent positive	Total
PALMS MEDICAL GROUP	5	2,966	1,289	30%	4,260
MINUTECLINIC LLC # 0709		3,618	637	15%	4,255
BAYFRONT HEALTH - BROOKSVILLE		3,747	477	11%	4,224
PREMIER URGENT CARE OF BREVARD LLC	4	3,687	519	12%	4,210
ADVENTHEALTH PROMPT CARE	2	3,043	1,151	27%	4,196
TWIN CITIES HOSPITAL	1	3,668	510	12%	4,179
MEMORIAL HOSPITAL- MIRAMAR	12	3,829	315	8%	4,156
GENESIS DIAGNOSTICS		3,908	244	6%	4,152
BAYA PHARMACY & URGENT CARE		3,053	1,092	26%	4,145
ADVENTHEALTH CENTRA CARE COLONIAL TOWN	2	3,702	431	10%	4,135
US BIOTEK LABORATORIES	15	3,744	368	9%	4,127
AMELIA URGENT CARE		2,477	1,605	39%	4,082
NIGHT LITE PEDIATRICS URGENT CARE	1	3,417	638	16%	4,056
DESOTO MEMORIAL HOSPITAL	3	3,326	723	18%	4,052
MINUTE CLINIC LLC		3,534	511	13%	4,045
DOCTORS TEST CENTERS		3,573	459	11%	4,032
BAYFRONT HEALTH - PUNTA GORDA		3,725	297	7%	4,022
ENGLEWOOD COMMUNITY HOSPITAL		3,650	353	9%	4,003
ADVENTHEALTH CENTRA CARE		3,530	435	11%	3,965
ACCU REFERENCE MEDICAL LAB	9	3,169	784	20%	3,962
BAYFRONT HEALTH - SPRING HILL		3,538	325	8%	3,863
LAKESIDE MEDICAL CENTER		3,040	800	21%	3,840
PHARMCO RX	2	3,563	251	7%	3,816
ADVENTIST HEALTH SYSTEMS SUNBELT IN DBA		3,375	426	11%	3,801
MEDEXPRESS URGENT CARE CAPE CORAL		3,252	528	14%	3,780
QUICK CARE MED PL	2	3,094	659	18%	3,755
SIPARADIGM LLC	54	3,426	256	7%	3,736
BAPTIST HEALTH SOUTH FLORIDA - DAVIE URGENT CARE		3,056	652	18%	3,708
MC DIAGNOSTIC OF CONNECTICUT, PC #2220		3,134	504	14%	3,638
CLARITY LAB SOLUTIONS LLC		3,608	4	0%	3,612
MINUTECLINIC LLC #3631		3,057	541	15%	3,598
MINUTECLINIC LLC #3463		3,012	568	16%	3,580
MINUTECLINIC LLC 5852		3,044	516	14%	3,560
BAPTIST HEALTH SOUTH FLORIDA - WESTON URGENT CARE		3,103	437	12%	3,540
PROHEALTH	3	1,935	1,572	45%	3,510
HIGHLANDS REGIONAL MEDICAL CENTER		2,708	750	22%	3,458
MINUTECLINIC LLC #5249		2,788	666	19%	3,454
MINUTECLINIC LLC #5253		2,865	578	17%	3,443
BARTOW REGIONAL MEDICAL CENTER	1	2,898	541	16%	3,440
HEALTH FIRST ADVENTHEALTH CENTRA CARE COCOA		3,102	335	10%	3,437
MEDEXPRESS URGENT CARE LEHIGH ACRES		2,968	447	13%	3,415
MIDWAY SPECIALTY CARE CENTER DIAGNOSTICS	38	3,131	238	7%	3,407
IMMOKALEE CHD		3,155	234	7%	3,389
VERILY LIFE SCIENCES	1	3,331	45	1%	3,377
PRECISION HEALTH SOLUTIONS		3,186	172	5%	3,358
BAPTIST HEALTH URGENT CARE AT SAWGRASS		2,761	553	17%	3,314
BRASHEAR'S VITAL CARE CORP		2,608	690	21%	3,298

# COVID-19: testing by laboratory

Data through Mar 23, 2021 verified as of Mar 24, 2021 at 09:25 AM

Data in this report are provisional and subject to change.

The numbers in the table below represent the number of Florida and non-Florida residents for whom test results were received by the Department of Health. A person can be tested by more than one laboratory and can have both positive and negative results. **Therefore, the sum of the numbers in each column will be larger than the total number of people tested.**

Reporting lab	Inconclusive	Negative	Positive	Percent positive	Total
MINUTECLINIC LLC #5190		2,716	573	17%	3,289
BAPTIST HEALTH SOUTH FLORIDA - BRICKELL URGENT CARE		2,729	559	17%	3,288
HEALTH FIRST ADVENTHEALTH CENTRA CARE MALABAR		2,937	314	10%	3,251
CARENOW URGENT CARE		2,011	1,240	38%	3,251
ADVENTHEALTH CENTRA CARE KIDS LAKE MARY		2,986	235	7%	3,221
MEDEXPRESS URGENT CARE - DELAND		2,867	342	11%	3,209
MINUTECLINIC LLC #5854		2,679	521	16%	3,200
SELECT LABORATORIES - MARION COUNTY, FL LLC	5	2,860	306	10%	3,171
HOLIDAY CVS LLC DBA CVS PHARMACY #5154		3,054	85	3%	3,139
ADVENT HEALTH - NEW SMYRNA		2,546	591	19%	3,137
ADVENT HEALTH CENTRA CARE -WINTER PARK KIDS URGENT CARE	4	2,863	266	8%	3,133
WALGREEN CO	2	2,763	347	11%	3,112
PARAMOUNT URGENT CARE INC		1,144	1,949	63%	3,093
PRIMEHEALTH URGENT CARE INC		2,636	445	14%	3,081
ADVENTHEALTH CENTRA CARE WINTER HAVEN	1	2,223	807	27%	3,031
MINUTECLINIC LLC #4415		2,551	472	16%	3,023
MEDONE PLLC		2,286	730	24%	3,016
LOWER KEYS MEDICAL CENTER		2,729	285	9%	3,014
MEMORIAL HOSPITAL PEMBROKE	3	2,655	345	11%	3,003
MINUTECLINIC LLC #3662		2,549	440	15%	2,989
MEDEXPRESS URGENT CARE - VERO BEACH		2,590	390	13%	2,980
BMCT Molecular Diagnostics Subsection		2,469	504	17%	2,973
VETERANS AFFAIRS MEDICAL CENTER - ORLANDO	1	1,343	1,604	54%	2,948
MARINERS HOSPITAL	1	2,660	279	9%	2,940
BAPTIST HEALTH EMERGENCY CENTER COUNTRY WALK	1	2,485	451	15%	2,937
BAPTIST HEALTH - CLAY		2,535	392	13%	2,927
MINUTECLINIC LLC #7886		2,551	374	13%	2,925
ACCESS POINT HEALTHCARE URGENT & PRIMARY CARE	2	2,230	679	23%	2,911
MARION E FETHER MEDICAL CENTER, THE		2,652	256	9%	2,908
STONE CLINICAL LABORATORIES		2,790	96	3%	2,886
MINUTECLINIC LLC #7887		2,510	371	13%	2,881
MINUTECLINIC LLC #5214		2,477	404	14%	2,881
WALGREENS ORLANDO	3	2,538	340	12%	2,881
MINUTECLINIC, LLC #4015		2,250	622	22%	2,872
GESSLER CLINIC	2	1,953	914	32%	2,869
BLUE MED CONSULTANTS		2,753	108	4%	2,861
MINUTECLINIC LLC # 3930		2,474	381	13%	2,855
MINUTECLINIC LLC #1771		2,407	438	15%	2,845
PARAMOUNT URGENT CARE - OVIEDO		1,982	857	30%	2,839
NXGEN MDX LLC	5	2,527	305	11%	2,837
BAYFRONTVENICEREGIONAL		2,735	93	3%	2,828
MINUTECLINIC LLC #4458		2,331	486	17%	2,817
MINUTECLINIC LLC # 0514		2,476	339	12%	2,815
MINUTECLINIC LLC #3814		2,374	419	15%	2,793
CELESTA MEDICAL SERVICES LLC DBA - AMERICAN RESEARCH LABS		2,544	235	8%	2,779
MEDIPATH LLC		2,388	383	14%	2,771
PARAMOUNT URGENT CARE - ORLANDO		1,815	947	34%	2,762



# COVID-19: testing by laboratory

Data through Mar 23, 2021 verified as of Mar 24, 2021 at 09:25 AM

Data in this report are provisional and subject to change.

The numbers in the table below represent the number of Florida and non-Florida residents for whom test results were received by the Department of Health. A person can be tested by more than one laboratory and can have both positive and negative results. **Therefore, the sum of the numbers in each column will be larger than the total number of people tested.**

Reporting lab	Inconclusive	Negative	Positive	Percent positive	Total
MINUTECLINIC LLC #7225		2,370	391	14%	2,761
SCION LAB SERVICES LLC	26	2,529	203	7%	2,758
MEDEXPRESS FORT MYERS		2,399	342	12%	2,741
KEYS AHEC SCHOOL MEDICAL CLINIC	15	2,596	126	5%	2,737
MEDEXPRESS URGENT CARE CORAL SPRINGS		2,453	283	10%	2,736
ADVENTHEALTH CENTRA CARE CONWAY		2,331	402	15%	2,733
CITRUS MEMORIAL HOSPITAL LABORATORY		2,251	478	18%	2,729
MINUTECLINIC LLC # 3686		2,349	376	14%	2,725
SACRED HEART HEALTH SYSTEM, INC	1	1,835	868	32%	2,704
BAPTIST HEALTHCARE - GULF BREEZE HOSPITAL	3	2,238	460	17%	2,701
MINUTECLINIC LLC #1055		2,201	499	18%	2,700
EXACT SCIENCES LABORATORIES, LLC		2,447	241	9%	2,688
MINUTECLINIC LLC #3257		2,228	441	17%	2,669
CAREFAST+	1	1,935	732	27%	2,668
MINUTECLINIC, LLC #3204		2,227	436	16%	2,663
BAPTIST HEALTH - OAKLEAF		2,223	440	17%	2,663
MINUTECLINIC LLC #3003		2,153	507	19%	2,660
EMERALD COAST URGENT CARE, LLC	1	1,970	660	25%	2,631
MINUTECLINIC LLC #3291		2,275	333	13%	2,608
MINUTECLINIC LLC #7973		2,250	329	13%	2,579
MINUTECLINIC LLC #3705		2,263	313	12%	2,576
PHYSICIANS REGIONAL MEDICAL CENTER - COLLIER BLVD	1	1,816	757	29%	2,574
ADVENT HEALTH - OCALA		2,124	447	17%	2,571
MINUTECLINIC, LLC #5817		2,103	436	17%	2,539
MEDEXPRESS URGENT CARE - CLEWISTON		2,113	415	16%	2,528
MINUTECLINIC LLC # 7933		2,236	291	12%	2,527
BAY MEDICAL CENTER SACRED HEART HEALTH SYSTEM		1,947	579	23%	2,526
BAPTIST HEALTH SOUTH FLORIDA - MIAMI BEACH URGENT CARE		2,151	366	15%	2,517
MINUTECLINIC LLC #3748		2,041	465	19%	2,506
MINUTECLINIC LLC #3255		2,193	301	12%	2,494
AFC PHYSICIANS OF FLORIDA		1,928	559	22%	2,487
MINUTECLINIC LLC # 3579		2,066	397	16%	2,463
EMERALD COAST URGENT CARE LLC		1,804	654	27%	2,458
MINUTECLINIC LLC #5924		2,092	363	15%	2,455
MINUTECLINIC LLC #7173		2,140	310	13%	2,450
MINUTECLINIC, LLC (CLINIC 10699)		2,121	316	13%	2,437
MINUTECLINIC LLC #5216		2,083	333	14%	2,416
COMMUNITY HEALTH NORTHWEST FLORIDA	4	1,856	551	23%	2,411
DR G'S URGENT CARE		2,088	318	13%	2,406
MINUTECLINIC LLC #3654		2,001	402	17%	2,403
PHYSICIANS STAT LAB	3	1,066	1,332	55%	2,401
DONALD W ROBERTSON DO PA		1,876	521	22%	2,397
MINUTECLINIC LLC #4612		1,937	451	19%	2,388
MEDEXPRESS URGENT CARE BOCA RATON		2,170	218	9%	2,388
PATIENTS FIRST - THOMASVILLE ROAD		2,117	265	11%	2,382
ADVENT HEALTH - DADE CITY		2,089	292	12%	2,381
MINUTECLINIC LLC #4024		2,067	306	13%	2,373

# COVID-19: testing by laboratory

Data through Mar 23, 2021 verified as of Mar 24, 2021 at 09:25 AM

Data in this report are provisional and subject to change.

The numbers in the table below represent the number of Florida and non-Florida residents for whom test results were received by the Department of Health. A person can be tested by more than one laboratory and can have both positive and negative results. **Therefore, the sum of the numbers in each column will be larger than the total number of people tested.**

Reporting lab	Inconclusive	Negative	Positive	Percent positive	Total
WHOLE FAMILY HEALTH CENTER INC		1,958	398	17%	2,356
MEDIQUICK URGENT CARE CENTERS INC		1,736	605	26%	2,341
MINUTECLINIC LLC #5069		1,956	382	16%	2,338
AMELIA EXPRESS CARE LLC	10	2,010	318	14%	2,338
PHYSICIANS PRIMARY CARE	2	2,097	236	10%	2,335
EMERGENCY PHYSICIANS MEDICAL CENTER		1,255	1,079	46%	2,334
AFC PHYSICIANS OF FLORIDA PA		1,820	506	22%	2,326
STEWART ROCKLEDGE HOSPITAL	1	2,011	300	13%	2,312
PHYSICIAN ASSOCIATES		2,069	240	10%	2,309
LEE HEALTH - COCONUT POINT CLINICAL LAB	2	1,872	433	19%	2,307
MINUTECLINIC LLC #3285		1,991	311	14%	2,302
FLORIDA MEDICAL CLINIC	3	1,045	1,246	54%	2,294
CHARLES AIESI CONSULTING INC	12	2,015	258	11%	2,285
JUPITER MEDICAL CENTER URGENT CARE		1,763	519	23%	2,282
MINUTECLINIC LLC #1807		1,920	360	16%	2,280
MINUTECLINIC LLC #3648		1,850	425	19%	2,275
TAMPA COMMUNITY HOSPITAL		1,949	323	14%	2,272
PARRISH MEDICAL CENTER	1	1,967	277	12%	2,245
BOND URGENT CARE LLC		1,686	556	25%	2,242
ASCENSION SACRED HEART - GULF		1,705	526	24%	2,231
MINUTECLINIC LLC #3635		1,946	285	13%	2,231
PRIMEHEALTH URGENT CARE	1	1,865	361	16%	2,227
MINUTECLINIC LLC #4201		1,940	280	13%	2,220
ASSOCIATED PATHOLOGISTS, LLC	3	1,816	386	18%	2,205
CORE DIAGNOSTIC LABORATORIES LLC	17	1,854	323	15%	2,194
MINUTECLINIC LLC #476		1,896	280	13%	2,176
UNIVERSITY OF NORTH FLORIDA STUDENT HEALTH		2,102	72	3%	2,174
HEALTH CARE DISTRICT OF PALM BEACH COUNTY	1	1,961	202	9%	2,164
JACKSON HOSPITAL CLINICAL LABORATORY		1,859	300	14%	2,159
MINUTECLINIC LLC #1821		1,935	218	10%	2,153
INTELEX LABS, LLC		2,082	69	3%	2,151
MINUTECLINIC LLC #6007		1,850	297	14%	2,147
MINUTECLINIC LLC #1350		1,876	265	12%	2,141
LAKE WALES MEDICAL CENTER INC		1,861	265	12%	2,126
MINUTECLINIC LLC #8381		1,832	286	14%	2,118
FLOWERS HOSPITAL		1,918	189	9%	2,107
GENOSUR LLC	2	2,075	22	1%	2,099
NCHMD INC		1,772	322	15%	2,094
MINI ER WATERFORD LAKES, THE		1,752	281	14%	2,033
LAKELAND REGIONAL HEALTH PABLO		1,780	246	12%	2,026
MEDEXPRESS PORT CHARLOTTE		1,821	195	10%	2,016
MINUTECLINIC, LLC # 4469		1,754	260	13%	2,014
PENSACOLA PEDIATRICS PA	1	1,828	172	9%	2,001
MINUTECLINIC LLC #5157		1,723	261	13%	1,984
GENUS3		1,908	74	4%	1,982
NCH NORTHEAST	7	1,538	414	21%	1,959
DOC SMILEY'S URGENT CARE		1,706	247	13%	1,953



# COVID-19: testing by laboratory

Data through Mar 23, 2021 verified as of Mar 24, 2021 at 09:25 AM

Data in this report are provisional and subject to change.

The numbers in the table below represent the number of Florida and non-Florida residents for whom test results were received by the Department of Health. A person can be tested by more than one laboratory and can have both positive and negative results. **Therefore, the sum of the numbers in each column will be larger than the total number of people tested.**

Reporting lab	Inconclusive	Negative	Positive	Percent positive	Total
FIU-HEALTH AUXILIARY LABORATORY	6	1,826	110	6%	1,942
MEDFAST URGENT CARE CENTERS LLC	2	608	1,325	68%	1,935
OPTUM LABS LLC	1	1,748	185	10%	1,934
MARTIN HEALTH SYSTEM - ST LUCIE WEST		1,749	180	9%	1,929
VA PAIN CLINIC	4	1,835	74	4%	1,913
MINUTECLINIC LLC #1815		1,691	219	11%	1,910
DOC SMILEYS URGENT CARE LLC		1,556	347	18%	1,903
GENOME LLC	2	1,746	138	7%	1,886
BARDMOOR LABORATORY	9	1,590	284	15%	1,883
MINUTECLINIC LLC #214		1,601	274	15%	1,875
LITTLE PINE PEDIATRICS	1	1,590	273	15%	1,864
MINUTECLINIC LLC #3236		1,584	268	14%	1,852
BAPTIST HEALTH EMERGENCY CENTER AT WEST CORAL WAY		1,472	370	20%	1,842
VITRO MOLECULAR LABORATORIES	50	1,641	138	8%	1,829
MINUTECLINIC LLC #3637		1,471	351	19%	1,822
KETAMINE HEALTH CENTERS LLC	1	1,661	152	8%	1,814
NEIGHBORHOOD MEDICAL CENTER INC	17	1,556	183	10%	1,756
RIVER TOWN DIAGNOSTIC LLC		1,470	286	16%	1,756
LABORATORY SPECIALISTS OF MICHIGAN		1,437	299	17%	1,736
Community_Health		1,533	199	11%	1,732
BAYFRONT HEALTH - CITRUS HILLS		1,511	214	12%	1,725
SPARROW HEALTHCARE	2	1,452	254	15%	1,708
NORTH SHORE LONG ISLAND JEWISH HEALTH	1	1,615	89	5%	1,705
JW PLASTIC SURGERY		1,449	244	14%	1,693
IGENOMIX USA LLC	47	1,482	157	9%	1,686
MINUTECLINIC, LLC #3245		1,357	323	19%	1,680
GENESIS LABORATORY MANAGEMENT	14	1,426	233	14%	1,673
LABTECH DIAGNOSTIC		1,349	286	17%	1,635
MIAMI JEWISH HEALTH SYSTEMS		1,557	61	4%	1,618
FLAGLER HOSPITAL LABORATORY	8	611	998	62%	1,617
WHITE WILSON MEDICAL CENTER		280	1,335	83%	1,615
MEDICAL CONSULTANTS OF FLORIDA, LLC	2	1,357	246	15%	1,605
OPTEO LABORATORY		1,566	34	2%	1,600
SPECTOR SCIENTIFIC LAB	11	941	646	40%	1,598
ELLENTON URGENT CARE		1,361	234	15%	1,595
SHELL POINT NURSING PAVILION	1	1,514	71	4%	1,586
ASSURANCE SCIENTIFIC LABORATORIES	1	1,293	283	18%	1,577
ARCPOINT LABS		1,024	553	35%	1,577
MELBOURNE MEDICAL LABORATORY	2	1,365	202	13%	1,569
ED FRASER MEMORIAL HOSPITAL		1,322	245	16%	1,567
BAPTIST HEALTH SOUTH FLORIDA - COUNTRY WALK URGENT CARE EXPRESS		1,294	233	15%	1,527
READY RESPONDERS FLORIDA, PLLC		1,297	196	13%	1,493
PROJECT HEALTH, INC SUMTERVILLE	5	1,224	260	17%	1,489
BIOCERNA LLC	9	1,312	165	11%	1,486
FLORIDA DEPARTMENT OF HEALTH IN POLK COUNTY	2	1,144	329	22%	1,475
MINUTECLINIC LLC #8927		1,252	213	15%	1,465
UNIVERSITY OF ALABAMA AT BIRMINGHAM		1,415	45	3%	1,460

# COVID-19: testing by laboratory

Data through Mar 23, 2021 verified as of Mar 24, 2021 at 09:25 AM

Data in this report are provisional and subject to change.

The numbers in the table below represent the number of Florida and non-Florida residents for whom test results were received by the Department of Health. A person can be tested by more than one laboratory and can have both positive and negative results. **Therefore, the sum of the numbers in each column will be larger than the total number of people tested.**

Reporting lab	Inconclusive	Negative	Positive	Percent positive	Total
MEDEXPRESS URGENT CARE - JAX ATLANTIC BLVD		1,253	204	14%	1,457
ADVANCED MEDICAL OF NAPLES LLC		1,295	161	11%	1,456
ADVANCE MEDICAL OF NAPLES		326	1,124	78%	1,450
BROWNWOOD CARE CENTER		1,244	203	14%	1,447
UHEALTH DEERFIELD BEACH/UMSYLVESTER DEERFIELD BEACH LABORATORY	3	1,380	55	4%	1,438
FIRST QUALITY LABORATORY		1,330	97	7%	1,427
MINUTECLINIC LLC #5187		1,250	176	12%	1,426
BAPTIST HEALTHCARE - JAY HOSPITAL	3	1,050	372	26%	1,425
CAREFAST MURABELLA		954	469	33%	1,423
PATIENTS CHOICE LABORATORIES		831	592	42%	1,423
OPTUMCARE FLORIDA LLC		1,154	268	19%	1,422
ER QUICKCARE PL		1,216	194	14%	1,410
COASTAL LABORATORIES	1	1,120	287	20%	1,408
BAPTIST HEALTH SOUTH FLORIDA - KEY BISCANE URGENT CARE EXPRESS		1,234	172	12%	1,406
PARAMOUNT URGENT CARE VILLAGES		912	492	35%	1,404
PROHEALTH MEDICAL CLINIC		777	623	45%	1,400
CAREMED CLINIC LLC	1	1,113	283	20%	1,397
TEMPUS CLINICAL LABORATORY	10	1,235	148	11%	1,393
PATIENTS FIRST LAKE ELLA MEDICAL CENTER		1,238	149	11%	1,387
PEDIATRIC HEALTH CARE ALLIANCE - NORTHDAL		1,268	117	8%	1,385
NYU HOSPITALS CENTER CLINICAL LABORATORIES		1,341	44	3%	1,385
AMELIA EXPRESS CARE	1	772	604	44%	1,377
SMA LAB	10	1,208	153	11%	1,371
UHEALTH CLINIC AT WALGREENS		1,113	257	19%	1,370
VRL EUROFIN		1,331	37	3%	1,368
TREASURE COAST MEDICAL ASSOCIATES INC		747	620	45%	1,367
EUROFIN		1,320	44	3%	1,364
ASCENSION ST VINCENT'S - SOUTHSIDE		1,309	49	4%	1,358
MINUTECLNIC LLC		1,202	146	11%	1,348
APALACHEE CORRECTIONAL INSTITUTION EAST UNIT		1,322	26	2%	1,348
TOM LEE COMMUNITY HEALTH CENTER		872	463	35%	1,335
VAVA PARTNERS LLC		528	801	60%	1,329
BIO-TECH CLINICAL LABORATORIES INC		1,147	159	12%	1,306
SUNRISE URGENT CARE ASSOCIATES LLC D/B/A	9	877	418	32%	1,304
ST ANNES NURSING CENTER		1,277	25	2%	1,302
INNOVATIVE TRANSFUSION MEDICINE, INC	11	1,094	167	13%	1,272
HOLIDAY CVS LLC DBA CVSPHARMACY #5155		1,207	59	5%	1,266
PALM BAY HOSPITAL CLINICAL LABORATORY		899	366	29%	1,265
MYTEST DIAGNOSTICS		1,193	66	5%	1,259
LAB24 INC	3	568	674	54%	1,245
PARAMOUNT URGENT CARE - CLERMONT		720	524	42%	1,244
XPRESS URGENT CARE	4	1,041	183	15%	1,228
ADVENTHEALTH CENTRA CARE TRINITY		1,067	160	13%	1,227
SOLARIS HEALTHCARE PALATKA		1,115	104	9%	1,219
CLINICORE		1,124	91	7%	1,215
GRAVITY DIAGNOSTICS, LLC	3	1,074	133	11%	1,210
STAGEZERO LIFE SCIENCES INC	3	1,107	99	8%	1,209

# COVID-19: testing by laboratory

Data through Mar 23, 2021 verified as of Mar 24, 2021 at 09:25 AM

Data in this report are provisional and subject to change.

The numbers in the table below represent the number of Florida and non-Florida residents for whom test results were received by the Department of Health. A person can be tested by more than one laboratory and can have both positive and negative results. **Therefore, the sum of the numbers in each column will be larger than the total number of people tested.**

Reporting lab	Inconclusive	Negative	Positive	Percent positive	Total
ADVANCED DIAGNOSTIC LABORATORY		1,149	47	4%	<b>1,196</b>
ACCESS MEDICAL LABS		746	448	38%	<b>1,194</b>
CREEKSIDE CARE CENTER	1	1,032	158	13%	<b>1,191</b>
NORTH FLORIDA PEDIATRICS-TALLAHASSEE	1	1,086	100	8%	<b>1,187</b>
ADDICTION LABS OF AMERICA	3	1,098	78	7%	<b>1,179</b>
EPN URGENT CARE NAPLES	2	792	384	33%	<b>1,178</b>
PROFESSIONAL HEALTH EXAMINERS DBA PROHEALTH	1	953	222	19%	<b>1,176</b>
PALM HARBOR PHARMACY		1,023	153	13%	<b>1,176</b>
ST PETERSBURG PEDIATRICS	1	1,060	113	10%	<b>1,174</b>
NAPLES URGENT CARE	1	757	413	35%	<b>1,171</b>
COASTAL PEDIATRIC GROUP		1,008	154	13%	<b>1,162</b>
ABSOLUTE GENOMICS	2	951	199	17%	<b>1,152</b>
NORTH FLORIDA PEDIATRICS - LAKE CITY		922	214	19%	<b>1,136</b>
CAPSTONE HEALTHCARE		802	330	29%	<b>1,132</b>
PRIMARY CARE SOUTH INC		709	415	37%	<b>1,124</b>
VERITAS GENETICS	61	943	119	11%	<b>1,123</b>
PROJECT HEALTH INC	4	956	160	14%	<b>1,120</b>
QUICK CARE MED		851	268	24%	<b>1,119</b>
ARCPOINT LABS OF CORAL SPRINGS FL		988	131	12%	<b>1,119</b>
CARENOW URGENT CARE – FORT PIERCE		788	331	30%	<b>1,119</b>
STATMED OCALA	6	915	190	17%	<b>1,111</b>
WILLIAM OWEN PASS PARK		965	146	13%	<b>1,111</b>
STEWART REFERENCE LABORATORY	1	611	492	45%	<b>1,104</b>
XYZ LABORATORY	8	942	146	13%	<b>1,096</b>
BROAD INSTITUTE CLINICAL SEQUENCING RESEARCH PLATFORM	8	1,054	33	3%	<b>1,095</b>
HEALTH CENTRAL CLINICAL LABORATORY		993	96	9%	<b>1,089</b>
USF MORSANI CENTER FOR ADVANCED HEALTH CARE		955	132	12%	<b>1,087</b>
NORTH VISTA HOSPITAL LABORATORY		921	163	15%	<b>1,084</b>
LPG COCONUT POINT		901	176	16%	<b>1,077</b>
AMERICAN FAMILY CARE PENSACOLA WEST		533	533	50%	<b>1,066</b>
PRIMARY CARE OF THE TREASURE COAST		927	133	13%	<b>1,060</b>
RAINBOW RIVER MEDICAL LABORATORY		977	83	8%	<b>1,060</b>
HENDRY REGIONAL MEDICAL CENTER CLINICAL LABORATORY		809	248	23%	<b>1,057</b>
GENEIQ		984	62	6%	<b>1,046</b>
PROFESSIONAL HEALTH EXAMINERS		890	145	14%	<b>1,035</b>
CATALYST WALK IN CLINIC		828	204	20%	<b>1,032</b>
TYNDALL AIR FORCE BASE		821	209	20%	<b>1,030</b>
PEDIATRICS OF CENTRAL FLORIDA PA	20	942	53	5%	<b>1,015</b>
LENCO MEDICAL LABORATORY		964	50	5%	<b>1,014</b>
GROWING TOGETHER PEDIATRICS LLC		952	60	6%	<b>1,012</b>
VERITOR		850	156	16%	<b>1,006</b>
PHAROS HEALTH		756	246	25%	<b>1,002</b>
VRL EUROFINIS - DALLAS		987	13	1%	<b>1,000</b>
MINUTECLINIC, LLC DBA MINUTECLINIC #4717		958	42	4%	<b>1,000</b>
LAKELAND REGIONAL HEALTH - PWC/OB		36	954	96%	<b>990</b>
FISHERMENS HOSPITAL CLINICAL LAB		901	88	9%	<b>989</b>
WOODLANDS MEDICAL SPECIALISTS		708	262	27%	<b>970</b>

# COVID-19: testing by laboratory

Data through Mar 23, 2021 verified as of Mar 24, 2021 at 09:25 AM

Data in this report are provisional and subject to change.

The numbers in the table below represent the number of Florida and non-Florida residents for whom test results were received by the Department of Health. A person can be tested by more than one laboratory and can have both positive and negative results. **Therefore, the sum of the numbers in each column will be larger than the total number of people tested.**

Reporting lab	Inconclusive	Negative	Positive	Percent positive	Total
INTERLACHEN PEDIATRICS		932	35	4%	967
THE HEALTH CENTER OF PLANT CITY		881	76	8%	957
PENSACOLA PEDIATRICS	2	713	236	25%	951
HISTOPATHOLOGY SERVICES, LLC		841	105	11%	946
CAPE CANAVERAL HOSPITAL		668	275	29%	943
ENCOMPASS HEALTH		915	22	2%	937
NORTH FLORIDA PEDIATRICS PA - SUWANNEE	3	809	125	13%	937
INTERLACHEN PEDIATRICS PA		888	41	4%	929
INTEGRITY LABORATORIES, LLC	4	754	165	18%	923
GENE TOX WORLDWIDE	60	736	125	14%	921
UNIVERSITY OF WEST FLORIDA STUDENT HEALTH SERVICES	1	786	124	14%	911
EAST LAKE PEDIATRICS		793	116	13%	909
TACACHALE CLINICAL LABORATORY	1	858	49	5%	908
HALIFAX MEDICAL CENTER-PORT ORANGE LAB		777	127	14%	904
COVANCE CLINICAL RESEARCH UNIT INC		876	25	3%	901
FAST TRACK URGENT CARE CENTER		4	896	100%	900
C.W. BILL YOUNG VA MEDICAL CENTER	1	21	873	98%	895
BAPTIST HEALTH - MD ANDERSON CANCER CENTER		886	5	1%	891
NORTH FLORIDA PEDIATRICS PA	2	753	114	13%	869
CONSULATE HEALTH CARE OF NEW PORT RICHEY	2	738	125	14%	865
ADVENTHEALTH EXPRESS CARE AT WALGREENS		751	113	13%	864
LEE COUNTY EMERGENCY MEDICAL SERVICE	1	746	117	14%	864
DEPARTMENT OF CLINICAL LABS		844	19	2%	863
EMERALD COAST PEDIATRICS		797	54	6%	851
NORTH SHORE LIJ URGENT CARE PC		798	48	6%	846
CVS HEALTH		663	181	21%	844
COASTAL PHYSICIANS, LLC		679	160	19%	839
CHILDRENS MEDICAL ASSOCIATION		765	73	9%	838
NORTH OKALOOSA MEDICAL CENTER		502	336	40%	838
JACKSONVILLE BEACH PEDIATRIC CARE CENTER		764	64	8%	828
LOOP PEDIATRICS PA	3	697	127	15%	827
DOCTOR'S MEMORIAL HOSPITAL		662	165	20%	827
Point of Care Testing	1	117	702	86%	820
REDI MED LLC		659	158	19%	817
FLORIDA HOSPITAL ORLANDO		743	74	9%	817
CRUCIAL CARE EMERGENCY MEDICINE DOCTORS		652	163	20%	815
ASAP LABS LLC	7	655	151	19%	813
MOLECULAR TESTING LABS		758	53	7%	811
ASCENSION ST VINCENT'S - CLAY		775	35	4%	810
FAMILY HEALTH CENTERS OF SWF LABS	2	714	92	11%	808
Tampa Lakes Health and Rehabilitation Center	2	729	73	9%	804
PALM BEACH ATLANTIC UNIVERSITY		781	19	2%	800
PRIMARY CARE SERVICES AT INDIAN RIVER ESTATES		774	24	3%	798
NITE LITE PEDIATRICS		234	564	71%	798
BREVARD HEALTH ALLIANCE		526	270	34%	796
PRIMARY CARE SERVICES AT ST ANDREWS ESTATES		792			792
24 HOUR PEDIATRIC CARE CENTER	4	729	57	7%	790



# COVID-19: testing by laboratory

Data through Mar 23, 2021 verified as of Mar 24, 2021 at 09:25 AM

Data in this report are provisional and subject to change.

The numbers in the table below represent the number of Florida and non-Florida residents for whom test results were received by the Department of Health. A person can be tested by more than one laboratory and can have both positive and negative results. **Therefore, the sum of the numbers in each column will be larger than the total number of people tested.**

Reporting lab	Inconclusive	Negative	Positive	Percent positive	Total
NONE		308	482	61%	790
MIDWAY SPECIATLY CARE CENTER		569	221	28%	790
DYNIX DIAGNOSTICS	2	528	259	33%	789
GOLDEN GATE FAMILY CLINIC		332	455	58%	787
LIFE CARE CENTER OF NEW PORT RICHEY		749	37	5%	786
NCHMD, INC SOUTHEAST IMMEDIATE CARE		609	176	22%	785
LAB DOCTOR		691	94	12%	785
CARE ONE OF FLORIDA LLC		536	244	31%	780
AUGUSTUS LABS LLC		639	138	18%	777
NORTH FLORIDA MEDICAL GROUP		631	146	19%	777
VIERA HOSPITAL, INC		613	162	21%	775
CALHOUN LIBERTY HOSPITAL		611	161	21%	772
SOLARIS HEALTHCARE CHARLOTTE HARBOR		723	48	6%	771
AMERICAN SCIENTIFIC LABORATORIES LLC		763	8	1%	771
PALM GARDEN OF PORT SAINT LUCIE		759	10	1%	769
VITAS HEALTHCARE CORPORATION OF FLA	1	762	5	1%	768
MACDILL AIR FORCE BASE		712	51	7%	763
VENICE REGIONAL BAYFRONT HEALTH (PULMONARY)		637	124	16%	761
CENTRAL FLORIDA HEALTH CARE INC		649	110	14%	759
Victoria Nursing and Rehabilitation Center		706	53	7%	759
AMERICAN MEDICAL RESPONSE		750	8	1%	758
ANY LAB TEST NOW	1	506	249	33%	756
NORTHEAST FLORIDA NEUROLOGY CLINICS, INC		637	113	15%	750
EAST LAKE PEDIATRICS PA		677	70	9%	747
POINT WASHINGTON MEDICAL CLINIC	1	538	207	28%	746
SPRING HILL HEALTH AND REHABILITATION CENTER		719	25	3%	744
WILLOWBROOKE COURT AT EDGEWATER POINTE ESTATES		734	9	1%	743
FG RAPID RESULTS	5	439	296	40%	740
PALACE NURSING HOME & REHAB CENTER		703	36	5%	739
CLINICAL PATHOLOGY LABS INC		664	73	10%	737
SANTA ROSA MEDICAL GROUP		575	161	22%	736
ADVENT HEALTH LAB - ORLANDO		434	299	41%	733
KENDALL HEALTHCARE PROPERTIES DBA	2	703	27	4%	732
ORLANDO HEALTH AND REHAB CENTER		688	44	6%	732
TELESCOPE HEALTH LLC	4	614	113	15%	731
COLLIER URGENT CARE CENTERS CREEKSIDE		658	73	10%	731
PEBBLEBROOK PHARMACY	1	603	116	16%	720
FLORIDA GULF COAST UNIVERSITY		533	187	26%	720
ETHOS WELLNESS PHARMACY		676	44	6%	720
DISNEY COVID TEST SITE		703	13	2%	716
FLAGLER COUNTY HEALTH DEPARTMENT	3	549	162	23%	714
CYPRESS VILLAGE	1	684	25	4%	710
GULF COAST VILLAGE		673	33	5%	706
GRAND COURT TAMPA		701	4	1%	705
Crestview Rehabilitation Center	5	568	129	18%	702
PHYSICIANS STAT LAB INC		613	86	12%	699
MAIN STREET MEDICAL CENTER		165	526	76%	691

# COVID-19: testing by laboratory

Data through Mar 23, 2021 verified as of Mar 24, 2021 at 09:25 AM

Data in this report are provisional and subject to change.

The numbers in the table below represent the number of Florida and non-Florida residents for whom test results were received by the Department of Health. A person can be tested by more than one laboratory and can have both positive and negative results. **Therefore, the sum of the numbers in each column will be larger than the total number of people tested.**

Reporting lab	Inconclusive	Negative	Positive	Percent positive	Total
PREMIER MEDICAL LABORATORY SERVICES	2	463	225	33%	690
EXPRESS PHARMACY		638	52	8%	690
SOUTHEAST ALABAMA MEDICAL CENT		634	54	8%	688
ADVENTHEALTH MEDICAL GROUP PROMPT CARE		496	192	28%	688
BOND AND STEELE CLINIC PA		490	197	29%	687
Fernandina Beach Rehabilitation and Nursing Center	1	667	19	3%	687
NCH HEALTHCARE SYSTEM MICROBIOLOGY LAB		2	678	100%	680
PALM GARDEN OF VERO BEACH		638	40	6%	678
MOORINGS PARK INSTITUTE, INC, THE		649	28	4%	677
SPEARHEAD MEDICAL		600	74	11%	674
MINI ER ADULT AND PEDIATRIC URGENT CARE		574	98	15%	672
MOUNT SINAI LABORATORY		638	30	4%	668
TREE HOUSE PEDIATRICS PLLC		599	67	10%	666
MEDICAL FP – WHOLE FAMILY HEALTH CENTER		544	120	18%	664
LIFE CARE CENTER OF PENSACOLA		613	49	7%	662
SUWANNEE HEALTH AND REHABILITATION CENTER		656	5	1%	661
GULF COAST MOLECULAR LABORATORIES	13	546	102	15%	661
JOHN KNOX VILLAGE HEALTH CENTER		636	24	4%	660
ST JOHN'S NURSING CENTER		637	23	3%	660
BOCA GRANDE HEALTH CLINIC		625	33	5%	658
POINT OF CARE TESTING SITE		630	24	4%	654
LIFE CARE CENTER OF ORANGE PARK		623	31	5%	654
MANOR PINES CONVALESCENT CENTER LLC	1	631	21	3%	653
ORANGE BLOSSOM FAMILY HEALTH		621	28	4%	649
MAVERICK LABS		460	188	29%	648
FAMILY HEALTH CENTERS OF SOUTHWEST FLORIDA INC		567	77	12%	644
VETERANS AFFAIRS MEDICAL CENTER	1	41	601	93%	643
BREVARD HEALTH ALLIANCE INC, THE		608	34	5%	642
FORT MYERS INTERNAL MEDICINE, LLC		578	64	10%	642
THE PRESERVE		632	9	1%	641
MANOR CARE HEALTH SERVICES - FT MYERS		608	26	4%	634
HOLMES REGIONAL MEDICAL CENTER		11	622	98%	633
LIFE CARE CENTER OF HILLIARD		607	22	3%	629
CITY MEDICAL OF NEW JERSEY, PC		572	56	9%	628
CLEWISTON NURSING AND REHABILITATION CENTER		613	13	2%	626
CARITHERS PEDIATRIC GROUP		574	52	8%	626
PHYSICIANS PRIMARY CARE LAB	1	552	71	11%	624
MID-FLORIDA PATHOLOGY		470	154	25%	624
GOLDEN GLADES NURSING & REHABILITATION CTR		606	16	3%	622
AFC URGENT CARE CLEARWATER	1	135	485	78%	621
PEDIATRIC HEALTHCARE ALLIANCE		584	37	6%	621
WATSON THERAPEUTICS INC	1	592	28	5%	621
BUFFALO CROSSING HEALTHCARE & REHABILITATION CTR		605	15	2%	620
MEDICAL CENTER OF DELTONA, INC		518	99	16%	617
CLINICAL ENTERPRISE, INC		592	21	3%	613
SEBASTIAN RIVER MEDICAL CENTER	2	441	168	27%	611
HOLY CROSS HOSPITAL		12	598	98%	610



# COVID-19: testing by laboratory

Data through Mar 23, 2021 verified as of Mar 24, 2021 at 09:25 AM

Data in this report are provisional and subject to change.

The numbers in the table below represent the number of Florida and non-Florida residents for whom test results were received by the Department of Health. A person can be tested by more than one laboratory and can have both positive and negative results. **Therefore, the sum of the numbers in each column will be larger than the total number of people tested.**

Reporting lab	Inconclusive	Negative	Positive	Percent positive	Total
EDEN SPRINGS NURSING AND REHAB CENTER		500	110	18%	610
VITAS HEALTHCARE CORP OF CENTRAL FL		585	24	4%	609
DAIRY ROAD URGENT CARE	2	484	123	20%	609
DIAMOND RIDGE HEALTH AND REHABILITATION		576	32	5%	608
VETERANS AFFAIRS MEDICAL CENTER - JAMES A HALEY			606	100%	606
BOND CLINIC PA PEDIATRICS DEPT		556	49	8%	605
WILLOW BROOKE COURT AT INDIAN RIVER ESTATES		561	43	7%	604
PEDIATRIC HEALTHCARE ALLIANCE PA		552	51	8%	603
CONSULATE HEALTHCARE OF VERO BEACH	14	504	83	14%	601
PATIENTS FIRST - MAHAN DRIVE		164	436	73%	600
MAYFLOWER ASSISTED LIVING		592	6	1%	598
EMERALD SHORES HEALTH AND REHABILITATION		500	97	16%	597
BALDWIN PEDIATRICS	1	564	29	5%	594
BROOKDALE FORT MYERS CYPRESS LAKE		590	2	0%	592
NCH HEALTHCARE BONITA		459	133	22%	592
J AND G MEDICAL GROUP LLC		486	105	18%	591
MEDONE URGENT CARE AT ST. AUGUSTINE		188	402	68%	590
NSPIRE HEALTHCARE MIAMI LAKES	8	566	14	2%	588
HMA SANTA ROSA MEDICAL CENTER LLC DBA		462	122	21%	584
SHORELINE PHYSICIAN GROUP		364	218	37%	582
BALDOMERO LOPEZ STATE VETERANS NURSING HOME	2	571	4	1%	577
DAVITA LABORATORY		471	104	18%	575
THERADOC		152	423	74%	575
CLIFFORD CHESTER SIMS STATE VETERANS		561	12	2%	573
MEDONE URGENT CARE CENTER		350	223	39%	573
RESTORE HEALTH URGENT CARE		457	116	20%	573
MEDICAL VB		451	121	21%	572
TENNESSEE DOH - NASHVILLE	2	504	66	12%	572
PIONEER CLINICAL LAB LLC		460	105	19%	565
CONTINENTAL CLINICAL RESEARCH, LLC		519	46	8%	565
PALM GARDEN OF TAMPA		534	29	5%	563
EXPRESS URGENT CARE LLC		1	562	100%	563
WHITE-WILSON MEDICAL CENTER - FORT WALTON BEACH		541	20	4%	561
ECCOLAB GROUP	1	147	413	74%	561
NATURE COAST MEDICAL GROUP		460	100	18%	560
SABAL PALMS HEALTH AND REHAB		508	51	9%	559
Plantation Bay Rehabilitation Center		533	24	4%	557
MANOR CARE NURSING CENTER OF SARASOTA FL LLC		470	87	16%	557
SOLARIS HEALTHCARE LAKE CITY		456	100	18%	556
CHILDRENS MEDICAL ASSOCIATION PA		494	60	11%	554
OCALA FAMILY MEDICAL CENTER INC	2	482	68	12%	552
The Sands at South Beach		548	4	1%	552
BAPTIST PRIMARY CARE	2	443	107	19%	552
NEMOURS CHILDERN'S HOSPITAL		453	98	18%	551
PENSACOLA PEDIATRICS PA - TIGER POINT	19	523	8	1%	550
HEARTLAND PEDIATRICS OF LAKE WALES		494	55	10%	549
VITAE DIAGNOSTICS		534	13	2%	547

# COVID-19: testing by laboratory

Data through Mar 23, 2021 verified as of Mar 24, 2021 at 09:25 AM

Data in this report are provisional and subject to change.

The numbers in the table below represent the number of Florida and non-Florida residents for whom test results were received by the Department of Health. A person can be tested by more than one laboratory and can have both positive and negative results. **Therefore, the sum of the numbers in each column will be larger than the total number of people tested.**

Reporting lab	Inconclusive	Negative	Positive	Percent positive	Total
Signature HealthCare Center of Waterford		516	31	6%	547
AMERICA'S PHARMACY LLC		486	60	11%	546
HARBOUR HEALTH CENTER		529	16	3%	545
NCF DIAGNOSTICS & DNA TECHNOLOGIES	15	212	318	58%	545
COASTAL URGENT CARE		428	116	21%	544
DOCTORS CENTER,THE		432	111	20%	543
VETERANS AFFAIRS MEDICAL CENTER - GAINESVILLE		3	540	99%	543
RAINBOW PEDIATRIC CENTER PA		507	36	7%	543
PALM GARDEN OF CLEARWATER		524	18	3%	542
VALENCIA HILLS HEALTH AND REHABILITATION CENTER		529	13	2%	542
VETERANS AFFAIRS MEDICAL CENTER - BAY PINES		18	523	97%	541
CHILDRENS CLINIC WEST FLORIDA PEDIATRICS		494	46	9%	540
VILLA MARIA NURSING & REHAB CENTER INC	1	524	14	3%	539
FOUNTAIN MANOR HEALTH AND REHAB CENTER	1	515	20	4%	536
PALMETTO FAMILY HEALTHCARE	1	343	191	36%	535
CLARITY LABS		464	70	13%	534
DOH - INDIAN RIVER		450	81	15%	531
RICARDO NAVARRO DO PA		457	72	14%	529
MED FAST URGENT CARE CENTER		260	268	51%	528
MEDICAL CENTER CLINIC-IMMEDIATE CARE	1	423	104	20%	528
SEMINOLE NURSING PAVILION		517	8	2%	525
FLORIDA DEPARTMENT OF HEALTH IN CALHOUN COUNTY		396	128	24%	524
PREMIER MEDICAL CENTER LLC		523			523
JACKSON MEMORIAL PERDUE MEDICAL CENTER		495	26	5%	521
MICHAEL A MIDDLETON MD PA□		496	25	5%	521
PALM GARDEN OF JACKSONVILLE□	2	438	80	15%	520
NEW YORK HOSPITAL LABORATORIES	1	505	12	2%	518
MEMORIAL PEMBROKE 24/7 CARE CENTER		395	122	24%	517
NORTH FL SOUTH GA HCS-LAKE CITY		507	9	2%	516
SHORE ACRES CARE CENTER		481	35	7%	516
ARCPPOINTS LABS		447	66	13%	513
MEDFAST URGENT CARE CENTERS		231	281	55%	512
Southern Oaks Care Center	1	472	37	7%	510
BETHESDA HEALTH URGENT CARE		418	92	18%	510
FLORIDA DEPARTMENT OF HEALTH CLAY COUNTY	1	410	98	19%	509
RIVER GARDEN HEBREW HOME FOR THE AGED		453	55	11%	508
The Manor at Blue Water Bay		448	60	12%	508
DXTERITY DIAGNOSTICS	2	475	31	6%	508
HOPE HOSPICE AND COMMUNITY SERVICES INC	14	474	19	4%	507
ENZO CLINICAL LABS INC	3	479	25	5%	507
WEST GABLES HEALTH CARE CENTER		496	10	2%	506
AFC URGENT CARE FAMILY CARE			506	100%	506
FIRST CHOICE PEDIATRICS		411	94	19%	505
MANOR OAKS NURSING & REHAB CENTER	5	498	2	0%	505
JACKSON MEMORIAL LONG TERM CARE CENTER		479	25	5%	504
ST CLOUD REGIONAL MEDICAL CENTER CLINICAL LAB		394	109	22%	503
RUSKIN HEALTH CENTER		299	201	40%	500

# COVID-19: testing by laboratory

Data through Mar 23, 2021 verified as of Mar 24, 2021 at 09:25 AM

Data in this report are provisional and subject to change.

The numbers in the table below represent the number of Florida and non-Florida residents for whom test results were received by the Department of Health. A person can be tested by more than one laboratory and can have both positive and negative results. **Therefore, the sum of the numbers in each column will be larger than the total number of people tested.**

Reporting lab	Inconclusive	Negative	Positive	Percent positive	Total
CLINICAL PATHOLOGY LABS		388	111	22%	499
Good Samaritan Society Kissimmee Village		433	65	13%	498
HEALTH CENTER AT BRENTWOOD	1	453	44	9%	498
UNIVERSITY OF TAMPA INC, THE		487	9	2%	496
HILLCREST HEALTH CARE & REHABILITATION CENTER	3	479	14	3%	496
CITRUS NURSING CENTER LLC		450	46	9%	496
BROWARD PARTNERSHIP	6	481	8	2%	495
FLORIDA HOSPITAL WAUCHULA		357	136	28%	493
ASCEND CLINICAL	5	415	71	14%	491
SANDBAY URGENT CARE		396	95	19%	491
STEWART SEBASTIAN RIVER MEDICAL CENTER		434	56	11%	490
SUSANNA WESLEY HEALTH CENTER		453	36	7%	489
THE PALACE AT HOMESTEAD	1	466	20	4%	487
CARENOW	2	276	208	43%	486
PARKLANDS FACILITY INC	4	435	42	9%	481
HERON POINTE HEALTH AND REHABILITATION	1	477	3	1%	481
NORTH FLORIDA RETIREMENT VILLAGE		479	2	0%	481
AFC URGENT CARE TYRONE		2	478	100%	480
PALM GARDEN OF ORLANDO		446	33	7%	479
LAUDERDALE NURSING CENTER LLC	1	458	19	4%	478
BENTON PEDIATRICS INC		430	48	10%	478
HARTS HARBOR HEALTH CARE CENTER		457	21	4%	478
MANOR AT CARPENTERS		450	27	6%	477
ORLANDO HEALTH CENTER FOR REHABILITATION		463	14	3%	477
AFC URGENT CARE SEMINOLE			476	100%	476
SIGNATURE HEALTHCARE OF BROOKWOOD GARDENS		470	6	1%	476
Quest Diag Unspecifd	1	319	156	33%	476
MOBILE MEDICAL ASSOCIATES PL	17	408	50	11%	475
FLO-MEDILAB SERVICES LLC		192	282	59%	474
Colonial Lakes Health Care		431	43	9%	474
NAPLES CHILDREN'S URGENT CARE		417	56	12%	473
WHITE WILSON MEDICAL CENTER PA - NAVARRE		355	117	25%	472
LIFE CARE CENTER OF PALM BAY□		444	27	6%	471
NAVAL HOSPITAL - JACKSONVILLE		137	334	71%	471
INTERNAL MEDICINE & PEDIATRICS OF TAMPA BAY PA		403	67	14%	470
PW WINDERMERE SUBTENANT LLC		469	1	0%	470
DBI HEALTH INC		454	15	3%	469
LITTLE PINE PEDIATRICS PLLC	3	407	58	12%	468
NURSING PLUS OF BROWARD LLC	1	447	19	4%	467
FLORIDA HOSPITAL MEDICAL GROUP		277	188	40%	465
CARE ONE OF FLORIDA	1	318	146	31%	465
Palm Garden of Largo		461	4	1%	465
Cypress Cove Care Center		363	100	22%	463
THE PALACE MANAGEMENT - THE PALACE AT CORAL GABLES		459	3	1%	462
ELLENTON PEDIATRICS		444	18	4%	462
MINUTECLINIC LLC, #10357		460	2	0%	462
SOLARIS HEALTHCARE OSCEOLA		438	24	5%	462

# COVID-19: testing by laboratory

Data through Mar 23, 2021 verified as of Mar 24, 2021 at 09:25 AM

Data in this report are provisional and subject to change.

The numbers in the table below represent the number of Florida and non-Florida residents for whom test results were received by the Department of Health. A person can be tested by more than one laboratory and can have both positive and negative results. **Therefore, the sum of the numbers in each column will be larger than the total number of people tested.**

Reporting lab	Inconclusive	Negative	Positive	Percent positive	Total
BROOKDALE PALMER RANCH	1	403	57	12%	461
LIFEBRITE	2	259	200	43%	461
PALM GARDEN OF OCALA		361	98	21%	459
BHA CENTRAL COUNTY CLINIC		397	61	13%	458
QUOTIENT SCIENCES		445	13	3%	458
PALM GARDEN OF WINTER HAVEN	3	438	16	4%	457
MEDSCAN LABORATORY INC	1	242	214	47%	457
Williston Care Center		395	61	13%	456
NEW YORK PRESBYTERIAN - CUMC CLINICAL		438	18	4%	456
AFC URGENT CARE		113	343	75%	456
SUNSHINE URGENT CARE LLC		308	147	32%	455
CLARIDGE HOUSE NURSING CENTER		437	18	4%	455
CONSULATE HEALTH CARE OF BAYONET POINT	4	442	7	2%	453
Q ANSWER LAB	1	392	59	13%	452
NEW PLANT CITY FAMILY CARE	1	243	207	46%	451
VITAS LUTHERAN TOWERS INPATIENT PROGRAM		386	64	14%	450
Solaris HealthCare Windermere		417	32	7%	449
MAGNOLIA FAMILY URGENT CARE		406	42	9%	448
DIAMOND RIDGE HEALTH AND REHABILITATION CENTER		422	22	5%	444
GANDY CROSSING CARE CENTER	1	429	14	3%	444
Ocala Health and Rehabilitation Center		423	21	5%	444
NORTH FLORIDA REHABILITATION & SPECIALTY CARE☐		436	6	1%	442
SMA SPECIALTY MEDICAL LAB		120	322	73%	442
ANCIENT CITY PEDIATRICS	1	424	16	4%	441
HOSPICE OF THE FLORIDA SUNCOAST,THE		438	3	1%	441
EMERITUS AT NAPLES	2	437	1	0%	440
MILLER BIOCONNECT		397	42	10%	439
MEDIPATH		19	420	96%	439
STARKE FAMILY MEDICAL CENTER		349	89	20%	438
BROOKSVILLE HEALTHCARE CENTER LLC☐		423	13	3%	436
PRO HEALTH		188	248	57%	436
ST ANDREWS BAY SKILLED NURSING &		374	61	14%	435
EPN URGENT CARE		83	352	81%	435
FHMG FLORIDA HOSPITAL MEDICAL GROUP		395	39	9%	434
Solaris Healthcare Daytona	2	386	46	11%	434
GOOD SAMARITAN CENTER		430	3	1%	433
HEALTHY STEPS PEDIATRICS		386	47	11%	433
Darcy Hall Of Life Care		420	13	3%	433
APP-UNIPATH, LLC	2	415	15	3%	432
ADDINGTON PLACE AT WELLINGTON GREEN		422	9	2%	431
AVECINA MEDICAL JULINGTON	1	240	189	44%	430
FLORIDA DEPT OF HEALTH IN BREVARD COUNTY	3	363	63	15%	429
ABBOTT DIAGNOSTICS		408	18	4%	426
Santa Rosa Center for Rehabilitation and Healing		354	71	17%	425
BERNHARDT LABORATORIES	1	360	63	15%	424
TIDEWELL HOSPICE INC	2	415	7	2%	424
ORLANDO VA MEDICAL CENTER			423	100%	423



# COVID-19: testing by laboratory

Data through Mar 23, 2021 verified as of Mar 24, 2021 at 09:25 AM

Data in this report are provisional and subject to change.

The numbers in the table below represent the number of Florida and non-Florida residents for whom test results were received by the Department of Health. A person can be tested by more than one laboratory and can have both positive and negative results. **Therefore, the sum of the numbers in each column will be larger than the total number of people tested.**

Reporting lab	Inconclusive	Negative	Positive	Percent positive	Total
SOLARIS HEALTHCARE MERRITT ISLAND		382	41	10%	<b>423</b>
Bardmoor Oaks Healthcare and Rehabilitation Center		410	11	3%	<b>421</b>
VITAS HEALTHCARE CORPORATION		416	5	1%	<b>421</b>
LEHIGH REGIONAL MEDICAL CENTER LAB	2	372	47	11%	<b>421</b>
GARCIA CLINICAL LABORATORY		28	392	93%	<b>420</b>
Manatee Springs Rehabilitation and Nursing Center		399	20	5%	<b>419</b>
SOUTHERN LABORATORY SERVICES OF NWF		385	34	8%	<b>419</b>
ABBEY DELRAY		413	6	1%	<b>419</b>
ADVENT HEALTH - DELTONA ER		346	72	17%	<b>418</b>
ASSOCIATESMD MEDICAL GROUP INC		358	60	14%	<b>418</b>
ROLLINS COLLEGE WELLNESS CENTER		130	287	69%	<b>417</b>
INDIAN RIVER CTR, LLC		366	50	12%	<b>416</b>
AMEERAH LABS, LLC	2	331	83	20%	<b>416</b>
FLOMEDILAB		191	224	54%	<b>415</b>
Destin Healthcare and Rehabiliation Center	1	373	40	10%	<b>414</b>
WELL-BEING MEDICAL CENTER PLLC		376	36	9%	<b>412</b>
CLERMONT HEALTH AND REHABILITATION CENTER		380	32	8%	<b>412</b>
ORCHARD PARK HEALTH & REHABILITATION		406	5	1%	<b>411</b>
ADVENTHEALTH MEDICAL GROUP PROMPT CAR	1	293	117	28%	<b>411</b>
ARTHREX MEDICAL CENTER	1	300	109	27%	<b>410</b>
MINUTECLINIC LLC #3671		366	44	11%	<b>410</b>
WATERMARK LAKE POINTE WOODS LLC		391	18	4%	<b>409</b>
FLORIDA DEPARTMENT OF HEALTH		360	49	12%	<b>409</b>
MEMPHIS PATHOLOGY LABORATORY	4	384	20	5%	<b>408</b>
Timberidge Center for Rehabilitation and Healing		373	34	8%	<b>407</b>
PINES OF SARASOTA		402	5	1%	<b>407</b>
QUALITOX LABORATORIES		228	178	44%	<b>406</b>
TREASURE COAST COMMUNITY HEALTH	3	337	66	16%	<b>406</b>
TIDE LABORATORIES		362	43	11%	<b>405</b>
SOLARIS HEALTHCARE BAYONET POINT		387	17	4%	<b>404</b>
TRI-COUNTY NURSING AND REHABILITATION CENTER INC		389	15	4%	<b>404</b>
PORT SAINT LUCIE HOSPITAL		395	9	2%	<b>404</b>
BRISTOL AT TAMPA, THE	4	392	8	2%	<b>404</b>
FLORIDA DEPARTMENT OF HEALTH IN LIBERTY COUNTY	3	305	96	24%	<b>404</b>
PEDIATRICS BY THE SEA		382	17	4%	<b>399</b>
BAPTIST PRIMARY CARE, INC		371	28	7%	<b>399</b>
ADVENTHEALTH EXPRESS CARE AT		326	72	18%	<b>398</b>
KINDRED HOSPITAL	10	369	18	5%	<b>397</b>
BLOUNTSTOWN REHABILITATION CENTER LLC		290	106	27%	<b>396</b>
Bayside Care Center	1	374	20	5%	<b>395</b>
THE SPRINGS AT BOCA CIEGA BAY		385	10	3%	<b>395</b>
SUNLAND MARIANNA COX MEDICAL CENTER		351	43	11%	<b>394</b>
FAMILY CARE PARTNERS OF NORTHEAST FLORIDA LLC		320	74	19%	<b>394</b>
MINI ER AND URGENT CARE		289	105	27%	<b>394</b>
BONIFAY NURSING AND REHAB CENTER		363	30	8%	<b>393</b>
DIAGNOSTIC & CLINICAL CARE SERVICES INC DBA		316	77	20%	<b>393</b>
HEALTHWORKS MED GROUP OF FLORIDA PA	3	382	8	2%	<b>393</b>

# COVID-19: testing by laboratory

Data through Mar 23, 2021 verified as of Mar 24, 2021 at 09:25 AM

Data in this report are provisional and subject to change.

The numbers in the table below represent the number of Florida and non-Florida residents for whom test results were received by the Department of Health. A person can be tested by more than one laboratory and can have both positive and negative results. **Therefore, the sum of the numbers in each column will be larger than the total number of people tested.**

Reporting lab	Inconclusive	Negative	Positive	Percent positive	Total
MOOSEHAVEN HEALTH CENTER		354	38	10%	392
LIFE CARE PONTE VEDRA INC		381	9	2%	390
VILLAGE DOCTORS OF KEYSTONE		308	81	21%	389
Life Care Center of Punta Gorda	1	375	13	3%	389
BARBER		13	376	97%	389
FLORIDA HOSPITAL HEARTLAND MED CTR LAKE PLACID		295	94	24%	389
UNIVERSITY OF TAMPA STUDENT HEALTH AND SHC CLINICAL LABORATORY		235	154	40%	389
PALMS OF SEBRING		353	34	9%	387
ST PETERSBURG PEDIATRICS-PARK BLVD		352	34	9%	386
AYERS HEALTH & REHABILITATION CENTER		378	7	2%	385
ALTAMONTE MD		202	182	47%	384
PruittHealth Panama City	1	317	64	17%	382
BROOKDALE PADDOCK HILLS	2	377	2	1%	381
PEDIATRIC ASSOCIATES OF OCALA PA		349	31	8%	380
UR MEDICINE LABS- CENTRAL LABORATORY		355	24	6%	379
LIFE CARE CENTER OF WINTER HAVEN		361	18	5%	379
BARTON HEALTH ALLIANCE	3	331	45	12%	379
NATIONS BEST FAMILY HEALTH CARE		199	179	47%	378
Consulate Health Care of North Fort Myers		365	12	3%	377
BAYA PHARMACY WEST		8	368	98%	376
DIGNITY HEALING, LLC		360	15	4%	375
SERENADES IN THE VILLAGES		322	53	14%	375
FAIR HAVENS CENTER, OPCO		367	7	2%	374
ADVENTHEALTH EXPRESS CARE AT WALGREENS 49TH STREET		317	57	15%	374
SPECIALTY HEALTH AND REHABILITATION CENTER		349	25	7%	374
ACCESS MEDICAL CENTER	1	344	28	8%	373
PALM GARDEN OF WEST PALM BEACH□	4	354	15	4%	373
Life Care Center of Ocala		304	69	18%	373
HENDRY REGIONAL MEDICAL CENTER		107	265	71%	372
FLORIDA HEART & VASCULAR MULTISPECIALTY GROUP PA		274	98	26%	372
ST PETERSBURG PEDIATRICS-SEMINOLE BLVD		306	66	18%	372
URGENT CARE BETHESDA	1	318	52	14%	371
HARDEE MANOR HEALTH CARE CENTER	1	366	3	1%	370
Stacey Health Care Centers Inc. dba Riverside Care Center		341	29	8%	370
SEA BREEZE REHAB AND NURSING CENTER□		361	9	2%	370
INFORM DIAGNOSTICS		360	9	2%	369
AVANTE AT OCALA INC	2	336	31	8%	369
ADVENT HEALTH - TAMPA		148	220	60%	368
TRENTON MEDICAL CENTER INC DBA PALMS MEDICAL GROUP	4	270	93	25%	367
PLANT CITY PEDIATRICS	1	295	70	19%	366
MANOR CARE OF BOYNTON BEACH LLC		342	24	7%	366
FAMILY EXPRESS URGENT CARE		5	361	99%	366
solaris Healthcare Parkway	2	345	17	5%	364
WELL HEALTH WORKS	1	324	39	11%	364
HEALTH CENTRAL PARK		297	66	18%	363
TRINITY REGIONAL REHAB CENTER		348	15	4%	363
HEALTH PARK CARE CENTER		358	4	1%	362



# COVID-19: testing by laboratory

Data through Mar 23, 2021 verified as of Mar 24, 2021 at 09:25 AM

Data in this report are provisional and subject to change.

The numbers in the table below represent the number of Florida and non-Florida residents for whom test results were received by the Department of Health. A person can be tested by more than one laboratory and can have both positive and negative results. **Therefore, the sum of the numbers in each column will be larger than the total number of people tested.**

Reporting lab	Inconclusive	Negative	Positive	Percent positive	Total
VETERANS AFFAIRS MEDICAL CENTER - LAKE CITY		52	309	86%	361
CHAUTAUQUA REHABILITATION AND NURSING CENTER		351	9	3%	360
AMBULATORY SURGERY CENTER OF BOCA RATON LTD		355	4	1%	359
VILLAGE DOCTORS FAMILY MEDICAL CENTER OF		293	64	18%	357
SUN COUNTRY PEDIATRICS PLLC	9	317	31	9%	357
Bay Breeze Senior Living and Rehabilitation Center		304	53	15%	357
HARDEE COUNTY HEALTH DEPARTMENT		286	70	20%	356
BROOKDALE LAKE TAVARES		350	6	2%	356
HAINES CITY REHABILITATION AND NURSING CENTER		331	24	7%	355
ORCHARD RIDGE CARE AND REHABILITATION CENTER		336	19	5%	355
SABAL DIRECT PRIMARY CARE, PA		293	61	17%	354
MY CLINICAL LAB		224	129	37%	353
SIGNATURE HEALTHCARE OF NORTH FLORIDA		349	4	1%	353
VILLAGE AT VIENNA SQUARE,THE	6	329	17	5%	352
MEDFAST URGENT CARE CENTER		122	230	65%	352
MANORCARE HEALTH SERVICES - VENICE		297	55	16%	352
TUSKAWILLA NURSING AND REHAB CENTER	2	343	7	2%	352
ONESTOP MEDICAL AND URGENT CARE LLC		306	46	13%	352
BAYSHORE DIAGNOSTICS		310	41	12%	351
Palmetto Subacute Care Center		340	11	3%	351
SANFORD LABORATORIES		325	26	7%	351
CORAL BAY HEALTHCARE AND REHABILITATION	1	338	12	3%	351
ATLANTIC SHORES NURSING AND REHAB CENTER	1	339	10	3%	350
OCEAN VIEW NURSING AND REHAB CENTER		334	16	5%	350
HCSO OCCUPATIONAL HEALTH AND WELLNESS CENTER		274	75	21%	349
Marshall Health and Rehabilitation Center		300	49	14%	349
Parkview Rehabilitation Center at Winter Park		338	10	3%	348
COLOR GENOMICS, INC.	2	338	6	2%	346
HEALTH DESIGNS		332	14	4%	346
TAMARAC REHABILITATION & HEALTH CENTER		342	4	1%	346
HOLISTIX TREATMENT CENTERS		335	10	3%	345
ARCPOINT LABS OF SARASOTA MANATEE		266	79	23%	345
BAY VILLAGE OF SARASOTA INC		342	3	1%	345
USAFSAM/PHE		174	170	49%	344
WHITE-WILSON MEDICAL CENTER - NICEVILLE		303	40	12%	343
FL HUD DESTIN, LLC D/B/A GRAND BOULEVARD HEALTH		304	39	11%	343
SEASIDE HEALTH AND REHABILITATION CENTER		284	58	17%	342
AVANTE AT MT DORA		338	4	1%	342
FAIRWAY OAKS CENTER LLC	6	330	6	2%	342
ADVENT HEALTH CENTRA CARE - PALM COAST		80	261	77%	341
SPRINGTREE REHAB & HEALTH CARE CENTER		318	23	7%	341
ADVENT HEALTH - TIMBERRIDGE ER		289	52	15%	341
EXCEL PEDIATRICS		288	52	15%	340
CORAL TRACE HEALTH CARE	2	333	5	1%	340
CRONOS CLINICAL LABORATORY	22	227	91	27%	340
SELECT REFERENCE LABORATORIES, LLC	1	326	12	4%	339
ADVENT HEALTH - WESTCHASE ER		292	46	14%	338

# COVID-19: testing by laboratory

Data through Mar 23, 2021 verified as of Mar 24, 2021 at 09:25 AM

Data in this report are provisional and subject to change.

The numbers in the table below represent the number of Florida and non-Florida residents for whom test results were received by the Department of Health. A person can be tested by more than one laboratory and can have both positive and negative results. **Therefore, the sum of the numbers in each column will be larger than the total number of people tested.**

Reporting lab	Inconclusive	Negative	Positive	Percent positive	Total
MEDICAL CENTER AT OCEAN REEF,THE		321	17	5%	338
AVANTE AT LEESBURG INC		334	2	1%	336
EMERALD COAST PEDIATRICS & ADOL		298	35	11%	333
NORTH PINELLAS STATMED QUICK QUALITY CLINICS		236	97	29%	333
ELMHURST HOSPITAL CENTER	1	304	28	8%	333
AZALEA TRACE PHYSICIAN SERVICES		328	4	1%	332
SAMANTHA WILSON CARE CENTER	4	319	9	3%	332
AVENTURA REHAB AND NURSING CENTER		316	15	5%	331
WALGREENS 3173		304	27	8%	331
MIDWAY SPECIALTY CARE CENTER	3	213	114	35%	330
Life Care Center at Wells Crossing		309	21	6%	330
LAKE EUSTIS HEALTH AND REHABILITATION CENTER		323	7	2%	330
KISSIMMEE FACILITY OPERATIONS LLC		306	24	7%	330
PEDIATRIC HEALTH CARE ALLIANCE, PA		295	34	10%	329
24/7 PEDIATRIC CARE CENTERS INC		307	20	6%	327
BAPTIST PRIMARY CARE INC	1	301	25	8%	327
ROSEWOOD HEALTH AND REHABILITATION CENTER		306	21	6%	327
PENSACOLA PEDIATRICS, PA		309	17	5%	326
ELMCROFT PINECREST	1	302	23	7%	326
SILVER CREEK SENIOR LIVING COMMUNITY		321	5	2%	326
Coastal Health and Rehabilitation Center		315	11	3%	326
PIONEER CLINICAL LAB, LLC		212	113	35%	325
COMMUNITY HEALTH AND REHABILITATION CENTER		262	62	19%	324
Life Care Center at Inverrary		315	9	3%	324
RIVERS FAMILY MEDICINE PA		242	81	25%	323
KENNEDY PAIN CLINIC GROUP LLC		289	33	10%	322
HOLIDAY CVS LLC DBA CVS/PHARMACY #0440		312	10	3%	322
DELTONA HEALTH CARE		298	24	7%	322
LabCorp (Non-Interfaced)	1	125	196	61%	322
ARGO SENIOR LIVING AT HAVERHILL		301	20	6%	321
BEAR CREEK NURSING CENTER		316	5	2%	321
JAMES A HALEY VETERANS HOSPITAL			321	100%	321
PALMS REHABILITATION AND HEALTHCARE CENTER		282	38	12%	320
PruittHealth Santa Rosa		225	94	29%	319
FLORIDA HEALTH CARE PLANS			318	100%	318
BIOCEPT		296	22	7%	318
JACKSON PLAZA NURSING & REHAB CENTER	6	305	7	2%	318
UNIVERSITY OF CENTRAL FLORIDA HEALTH SERVICES		315	2	1%	317
KEY WEST HEALTH AND REHAB	1	308	8	3%	317
GOOD SAMARITAN SOCIETY-DAYTONA		296	21	7%	317
The Care Center at Pinellas Park	1	307	8	3%	316
SOUTHWEST ORLANDO FAMILY MEDICINE, PL		265	51	16%	316
REHABILITATION CENTER OF LAKE CITY, THE		288	28	9%	316
ESTERO ISLAND MEDICAL CENTER		251	64	20%	315
ST LUCIE EMPLOYEE HEALTH & WELLNESS CENTER		308	6	2%	314
E-LAB OF FLORIDA		281	32	10%	313
GENESIS MEDICAL LABORATORY MIAMI FL.		83	230	73%	313

# COVID-19: testing by laboratory

Data through Mar 23, 2021 verified as of Mar 24, 2021 at 09:25 AM

Data in this report are provisional and subject to change.

The numbers in the table below represent the number of Florida and non-Florida residents for whom test results were received by the Department of Health. A person can be tested by more than one laboratory and can have both positive and negative results. **Therefore, the sum of the numbers in each column will be larger than the total number of people tested.**

Reporting lab	Inconclusive	Negative	Positive	Percent positive	Total
TAVARES PEDIATRICS		263	49	16%	312
MEDEXPRESS LUTZ		3	309	99%	312
PHYSICIANS REGIONAL WALK-IN		190	122	39%	312
AVELLINO LAB USA, INC	1	299	12	4%	312
LASER & SURGERY CENTER OF THE PALM BEACHES□		310	2	1%	312
JACKSONVILLE KIDS PEDIATRICS, PLLC		275	35	11%	310
REGENTS PARK OF BOCA RATON□		307	3	1%	310
FAMILY CARE PARTNERS OF NE FLORIDA LLC		238	72	23%	310
ST CATHERINE'S WEST REHABILITATION HOSPITAL		296	13	4%	309
Avante at Inverness		306	3	1%	309
HOLLEY NAVARRE MEDICAL CLINIC		231	78	25%	309
PALM BEACH PEDIATRICS PA	2	269	38	12%	309
ST JUDE CHILDREN'S RESEARCH HOSPITAL		293	15	5%	308
Life Care Center of Sarasota		293	13	4%	306
Solaris Healthcare Lake Bennet		270	36	12%	306
LAKELAND REGIONAL HEALTH SYSTEMS INC		39	266	87%	305
MY HEALTHY BLUEPRINT BY BAPTIST HEALTH CARE		253	52	17%	305
HEATHER HILL HEALTHCARE CENTER		259	46	15%	305
ST JAMES HEALTH AND REHABILITATION CENTER		219	85	28%	304
ENCOMPASS HEALTH REHABILITATION HOSPITAL OF SUNRISE	8	290	6	2%	304
AMERICAN FINNISH NURSING HOME	2	294	8	3%	304
LUTHERAN HAVEN		295	9	3%	304
Heartland Healthcare of Ft. Myers	1	301	1	0%	303
URGENT CARE EXPRESS LLC		1	301	100%	302
SAINTS 120 LLC	1	267	34	11%	302
HOMESTEAD MANOR	2	259	41	14%	302
ROSEN MEDICAL CENTER		260	41	14%	301
FRICKS PHARMACY		238	63	21%	301
OKEECHOBEE COUNTY HEALTH DEPT	1	212	88	29%	301
ADVANCED AMBULATORY SURGERY CENTER		287	13	4%	300
BOCA BIOLISTICS REFERENCE LABORATORY	2	185	112	37%	299
DEPARTMENT OF HEALTH BUREAU OF FAMILY		293	6	2%	299
CLARE BRIDGE ORMOND BEACH	1	297			298
BUENA VISTA URGENT CARE		264	33	11%	297
MANORCARE AT LELY PALMS		292	5	2%	297
OSPREY LODGE		238	59	20%	297
Solaris Healthcare Coconut Creek		290	6	2%	296
BROOKDALE DESTIN		284	12	4%	296
CROSS POINTE CARE CENTER	2	288	6	2%	296
WIMAUMA COMMUNITY HEALTH CENTER		241	55	19%	296
TALLAHASSEE NHHI LLC	1	267	27	9%	295
MANOR CARE OF NAPLES FL LLC		292	3	1%	295
BAY COUNTY SHERIFFS OFFICE JAIL FACILITY		249	45	15%	294
NORTHWEST MEDICAL CENTER CLINICAL LABORATORY		175	118	40%	293
CHEEK AND SCOTT DRUGS INC		243	50	17%	293
LAKE PARK OF MADISON		282	11	4%	293
The Grove Health and Rehabilitation		270	23	8%	293

# COVID-19: testing by laboratory

Data through Mar 23, 2021 verified as of Mar 24, 2021 at 09:25 AM

Data in this report are provisional and subject to change.

The numbers in the table below represent the number of Florida and non-Florida residents for whom test results were received by the Department of Health. A person can be tested by more than one laboratory and can have both positive and negative results. **Therefore, the sum of the numbers in each column will be larger than the total number of people tested.**

Reporting lab	Inconclusive	Negative	Positive	Percent positive	Total
Avante at Orlando	1	286	6	2%	293
SIGNATURE HEALTHCARE AT THE COURTYARD		246	47	16%	293
LONGWOOD FAMILY PRACTICE		224	69	24%	293
BRIDGEWATER PARK HEALTH AND REHAB		263	29	10%	292
CONSULATE HEALTH CARE OF SAFETY HARBOR		285	7	2%	292
BIOIQ		243	48	16%	291
LA MER NH LLC		285	5	2%	290
PALM GARDEN OF GAINESVILLE	2	285	2	1%	289
AUBURN UNIVERSITY MEDICAL CLINIC		227	62	21%	289
SILVERCREST HEALTH AND REHABILITATION CENTER	3	278	8	3%	289
AMERICAN HEALTH ASSOCIATES INC	1	270	17	6%	288
ACCURATE DIAGNOSTIC LABS, INC		270	17	6%	287
LODGE HEALTH AND REHABILITATION CENTER, THE		255	32	11%	287
RULEME CENTER	2	259	26	9%	287
Avante at St Cloud, Inc.		277	8	3%	285
PRINCIPLE LABORATORY	5	274	5	2%	284
FLETCHER HEALTH AND REHABILITATION CENTER		283	1	0%	284
DOCTORS MEMORIAL HOSPITAL		155	129	45%	284
TIERRA PINES CENTER		272	12	4%	284
AURORA DIAGNOSTICS BERNHARDT LABORATORIES PATHOLOGY SERVICE		190	93	33%	283
FLORIDA KEYS PEDIATRICS & ADOLESCENT CENTER		267	15	5%	282
W FRANK WELLS NURSING HOME		254	28	10%	282
HOSPICE OF LAKE & SUMTER INC	1	274	6	2%	281
BAYA POINTE NURSING AND REHABILITATION		197	83	30%	280
HUNT CLUB PEDIATRIC ASSOCIATES, P.A.		239	41	15%	280
PERSONALIZED GENETIC TESTING	1	183	95	34%	279
DAVID SCOTT MADWAR MD PA		251	27	10%	278
renaissance health and rehabilitation center		259	19	7%	278
WESTCHESTER GARDENS LIMITED PARTNERSHIP		272	6	2%	278
Crossbreeze care center	1	274	2	1%	277
PRUITT HEALTH-SANTA ROSA		275	2	1%	277
AVON PARK PEDIATRICS INC	3	249	25	9%	277
HARBOURWOOD	1	272	4	1%	277
VILLAGES REGIONAL HOSPITAL SURGERY CENTER LLC, THE		218	58	21%	276
Rehabilitation Center for Park Place LLC		265	11	4%	276
Solaris HealthCare Imperial		268	8	3%	276
DAYTONA BEACH HEALTH AND REHAB CENTER		275			275
Glades West Rehabilitation and Nursing Center		266	8	3%	274
CENTERSTONE OF FLORIDA		255	19	7%	274
NASSAU COUNTY JAIL		229	43	16%	272
VILLAGE PLACE NH LLC		248	24	9%	272
STATMED QUICK QUALITY CLINIC AT NORTH PINELLAS		66	206	76%	272
Sunset Point Center		267	4	1%	271
STERLING HOUSE OF DELAND		270	1	0%	271
FOUNTAIN INN NURSING & REHABILITATION CTR, INC		265	6	2%	271
WHITE WILSON MEDICAL IMMEDIATE CARE NICEVILLE		53	217	80%	270
HAVEN OF OUR LADY OF PEACE INC		261	8	3%	269



# COVID-19: testing by laboratory

Data through Mar 23, 2021 verified as of Mar 24, 2021 at 09:25 AM

Data in this report are provisional and subject to change.

The numbers in the table below represent the number of Florida and non-Florida residents for whom test results were received by the Department of Health. A person can be tested by more than one laboratory and can have both positive and negative results. **Therefore, the sum of the numbers in each column will be larger than the total number of people tested.**

Reporting lab	Inconclusive	Negative	Positive	Percent positive	Total
USA HEALTH UNIVERSITY HOSPITAL CLINICAL LABORATORY	1	258	10	4%	269
Premier Place at The Glenview		260	9	3%	269
CHIPOLA HEALTH AND REHAB		252	17	6%	269
RITECARE MEDICAL CENTER		194	75	28%	269
VETERANS AFFAIRS MEDICAL CENTER - MIAMI		2	266	99%	268
ADVENT HEALTH CENTRA CARE - ORMOND BEACH		113	155	58%	268
BOULEVARD REHABILITATION CENTER		254	14	5%	268
ADVENT HEALTH CARE CENTER	9	246	13	5%	268
Concordia Village of Tampa AL		263	5	2%	268
West Melbourne Health and Rehabilitation Center		266	1	0%	267
LUIS A GHIGLINO MD PA		258	9	3%	267
BRENTWOOD RETIREMENT COMMUNITY	5	231	31	12%	267
Vi at Lakeside Village Skilled Nursing		254	12	5%	266
EPWORTH VILLAGE RETIREMENT COMMUNITY		262	4	2%	266
RIVERWOOD HEALTH NH LLC		227	39	15%	266
SERANADES BY SONATA WEST ORANGE		236	29	11%	265
PROTEUS MOLECULAR AND CLINICAL LAB	1	152	112	42%	265
SARAPATH DIAGNOSTICS		143	121	46%	264
DE LUNA HEALTH AND REHABILITATION CENTER		240	23	9%	263
WESTWOOD HEALTHCARE SNF		216	46	18%	262
BROWARD NURSING & REHABILITATION CTR	8	240	14	5%	262
CHURCH OF SCIENTOLOGY FLAG SERVICE ORGANIZATION		259	3	1%	262
PAVILION FOR HEALTHCARE, THE		260	2	1%	262
CHIPOLA MEDICAL ASSOCIATES, LLC		186	76	29%	262
RENAISSANCE AT THE TERRACES		260	1	0%	261
CLIFFORD CHESTER SIMS VA NURSING HOME		251	9	3%	260
MACCLENNY NURSING AND REHAB		242	18	7%	260
CONSULATE HEALTHCARE OF KISSIMMEE		247	12	5%	259
AZALEA TRACE		245	13	5%	258
FLORIDA WOMAN CARE LABORATORY LLC		232	26	10%	258
Surrey Place Healthcare and Rehabilitation		256	2	1%	258
ALLIANCE PEDIATRICS PA		253	5	2%	258
Chatsworth at PGA National, LLC		246	12	5%	258
FIRST CHOICE PRIMARY CARE		207	51	20%	258
FLORIDA ATLANTIC UNIVERSITY STUDENT HEALTH		219	39	15%	258
ABBOTT LABORATORIES		166	91	35%	257
MARTIN MEMORIAL MEDICAL CENTER LAB		128	126	50%	254
ADVENT HEALTH - ORLANDO		194	59	23%	253
SHELL POINT VILLAGE MEDICAL CENTER		246	7	3%	253
LAKESIDE NEUROLOGIC		243	10	4%	253
Solaris Senior Living North Naples ALF		243	9	4%	252
METROPOLITAN HOSPITAL CENTER		244	7	3%	251
ARBOR FACILITY INC		250	1	0%	251
FAMILY MEDICAL CARE OF PALM BEACH		190	60	24%	250
Cross Gardens Care Center		249	1	0%	250
BOND CLINIC, PA		183	67	27%	250
FORT MYERS REHABILITATION AND NURSING CENTER		223	26	10%	249

# COVID-19: testing by laboratory

Data through Mar 23, 2021 verified as of Mar 24, 2021 at 09:25 AM

Data in this report are provisional and subject to change.

The numbers in the table below represent the number of Florida and non-Florida residents for whom test results were received by the Department of Health. A person can be tested by more than one laboratory and can have both positive and negative results. **Therefore, the sum of the numbers in each column will be larger than the total number of people tested.**

Reporting lab	Inconclusive	Negative	Positive	Percent positive	Total
PEDIATRICS IN BREVARD PA		200	49	20%	249
MIAMI JEWISH HEALTH SYSTEMS, INC	4	236	9	4%	249
NORTH FLORIDA PEDIATRICS - MARIANNA		210	39	16%	249
BUREAU OF CLINICAL LABORATORIES		208	41	16%	249
ST MARK VILLAGE	1	242	5	2%	248
CARRINGTON PLACE OF ST PETE LLC		242	6	2%	248
KR at Hillsborough Lakes/Lutz Healthcare		237	10	4%	247
AMELIA MEDICAL CARE		97	150	61%	247
AVECINA MOBILE		121	125	51%	246
Heritage Healthcare at Tallahassee		239	7	3%	246
MEDLAB DIAGNOSTICS, LLC		228	18	7%	246
CYPRESS COVE		240	6	2%	246
PONTE VEDRA GARDENS		245	1	0%	246
CITY OF PORT SAINT LUCIE		227	19	8%	246
ROSEWOOD HEALTHCARE & REHABILITATION CENTER		239	6	2%	245
ADVENTHEALTH EXPRESS CARE AT WESLEY CH		218	27	11%	245
MALABAR/ADVENT CENTRA CARE		48	196	80%	244
JACKSONVILLE UNIVERSITY	1	230	13	5%	244
LORI MCAULIFFE MD PA		211	32	13%	243
APLS SERVICES LLC D/B/A CLEAR DIAGNOSTICS	12	229	2	1%	243
HEARTLAND PEDIATRICS OF LAKE PLACID PA	1	212	30	12%	243
FLORIDA CLINICAL LABORATORY-BIOREFERENCE LABORATORIES		92	151	62%	243
BAYVIEW CENTER		238	5	2%	243
EDGEWATER AT WATERMAN VILLAGE,THE		228	15	6%	243
ARCHER HEALTH VENTURES, LLC		217	25	10%	242
WALGREENS 10670		212	30	12%	242
THE VILLAGES REGIONAL HOSPITAL FREESTANDING		217	24	10%	241
CONEY ISLAND HOSPITAL		234	7	3%	241
GOOD SAMARITAN CARES		236	5	2%	241
CLARE BRIDGE OF SARASOTA		238	2	1%	240
HOMESTEAD VILLAGE		229	11	5%	240
TERRACES OF LAKE WORTH CARE CENTER□		228	12	5%	240
WHITE WILSON MEDICAL CENTER IMMEDIATE CARE		131	108	45%	239
PALM GARDEN OF AVENTURA		236	3	1%	239
UCC - WELLINGTON		3	236	99%	239
AMERICAN HOUSE SENIOR LIVING		189	50	21%	239
ORANGE COUNTY HEALTH DEPT		228	11	5%	239
TGH		1	236	100%	237
WASHINGTON REHAB AND NURSING		227	10	4%	237
Consulate Health Care of St. Petersburg		229	7	3%	236
ST AUGUSTINE HEALTH & REHAB CENTER		235	1	0%	236
FELLOWSHIP HOME AT THE FAIRWAY LLC		229	7	3%	236
ARCPOINT LABS OF ST PETERSBURG		153	83	35%	236
LAKEVIEW INTERNAL MEDICINE		178	58	25%	236
OAK HAMMOCK AT THE UNIVERSITY OF FLORIDA		229	6	3%	235
REGENTS PARK AT AVENTURA		221	14	6%	235
BAY TREE CARE AND REHABILITATION CENTER		197	38	16%	235



# COVID-19: testing by laboratory

Data through Mar 23, 2021 verified as of Mar 24, 2021 at 09:25 AM

Data in this report are provisional and subject to change.

The numbers in the table below represent the number of Florida and non-Florida residents for whom test results were received by the Department of Health. A person can be tested by more than one laboratory and can have both positive and negative results. **Therefore, the sum of the numbers in each column will be larger than the total number of people tested.**

Reporting lab	Inconclusive	Negative	Positive	Percent positive	Total
Chatham Glen Healthcare and Rehabilitation Center		226	8	3%	234
ATLANTIC URGENT CARE		155	78	33%	233
SUNCOAST URGENT CARE		178	55	24%	233
MANDARIN PEDIATRICS		210	22	9%	232
ARDEN COURTS OF TAMPA	2	224	5	2%	231
HOLISTIC PEDIATRICS GROUP LLC		210	21	9%	231
SEAVIEW NURSING AND REHABILITATION CENTER		222	9	4%	231
220 GOLDEN, LLC	1	213	16	7%	230
LYNN HAVEN SPORTS COMPLEX-WALKON CLINIC		21	209	91%	230
PALM BEACH COUNTY FIREFIGHTERS HEALTH CLINIC, LLC		189	41	18%	230
ManorCare Health Services-Palm Harbor	1	229			230
Lake Port Square Health Center		212	18	8%	230
AVANTE AT ORMOND BEACH INC		221	6	3%	227
PARKS HEALTHCARE & REHABILITATION CTR	4	211	11	5%	226
Lakewood Nursing Center		197	29	13%	226
PARTICLE THEORY LABS		204	21	9%	225
CCS - JOSEPH V CONTE		223	2	1%	225
SAMIR EBEID MD		202	23	10%	225
THE RESIDENCE AT TIMBER PINES	4	194	25	11%	223
WIREGRASS DIRECT PRIMARY CARE PLLC		190	33	15%	223
DISCOVERY VILLAGE AT MELBOURNE		196	27	12%	223
FLORIDA STATE HOSPITAL CLINICAL LABORATORY		221	2	1%	223
MIAMI CEREBRAL PALSY RESIDENTIAL		222	1	0%	223
LEHIGH VALLEY GENOMICS			223	100%	223
CONCIMED LLC		199	23	10%	222
NORTH FLORIDA PEDIATRICS PA - DUVAL		193	29	13%	222
POMPANO REHABILITATION AND NURSING CTR		222			222
EDGEWOOD NURSING CENTER		213	9	4%	222
PINNACLES PEDS CARE PA		222			222
ST ANTHONYS REHABILITATION HOSPITAL	9	211	2	1%	222
ASCENSION MEDICAL GROUP		5	215	98%	220
JACKSONVILLE VA UNIVERSITY OPC	4	210	6	3%	220
VI AT BENTLEY VILLAGE HOME CARE		219	1	0%	220
Signature healthcare of Jacksonville		215	5	2%	220
FORT PIERCE HEALTH CARE		213	7	3%	220
ANGELS DIAGNOSTIC GROUP		174	45	21%	219
CORAL REEF NURSING & REHABILITATION CENTER		213	6	3%	219
Boynton Beach Rehabilitation Center	2	213	4	2%	219
Orchid Cove at Sarasota		218	1	0%	219
WOOD LAKE HEALTH AND REHABILITATION CENTER		219			219
JUPITER MEDICAL CENTER URGENT CENTER		177	41	19%	218
PADDOCK RIDGE		215	3	1%	218
SURREY PLACE CARE CENTER		211	6	3%	217
THE MANOR AT CARPENTERS		185	32	15%	217
LAKE PORT SQUARE		200	17	8%	217
ST. CLOUD REGIONAL MEDICAL CENTER		199	18	8%	217
NSPIRE HEALTHCARE LAUDERHILL		210	6	3%	216

# COVID-19: testing by laboratory

Data through Mar 23, 2021 verified as of Mar 24, 2021 at 09:25 AM

Data in this report are provisional and subject to change.

The numbers in the table below represent the number of Florida and non-Florida residents for whom test results were received by the Department of Health. A person can be tested by more than one laboratory and can have both positive and negative results. **Therefore, the sum of the numbers in each column will be larger than the total number of people tested.**

Reporting lab	Inconclusive	Negative	Positive	Percent positive	Total
BROOKDALE ATRIM WAY		210	6	3%	216
CORAL GABLES NURSING & REHABILITATION CENTER		206	10	5%	216
DOCTORS MEMORIAL FAMILY MEDICINE	2	148	65	30%	215
LCS SANDHILL COVE LLC DBA	6	200	9	4%	215
PENSACOLA PEDIATRICS - PACE		204	11	5%	215
EVENT MED SERVICES LABORATORY		210	5	2%	215
VETERANS AFFAIRS ORLANDO VA MEDICAL CENTER			215	100%	215
GATEWAY/ADVENT CENTRA CARE	1	24	190	88%	215
ELLENTON PEDIATRICS PA		200	14	7%	214
MARTIN ACQUISITION 1 LLC DBA		201	13	6%	214
BHA TITUSVILLE CLINIC		202	12	6%	214
CHILDREN MED CARE INC		181	33	15%	214
BLOCK, NATION, CHASE, AND SMOLEN FAMILY MEDICINE		157	57	27%	214
ADVENT HEALTH - LAKE NONA		185	29	14%	214
KEY LARGO - LARGO CARGO		193	21	10%	214
MORSELIFE MEMORY CARE RESIDENCE		204	9	4%	213
COLONY CLUB ALF,THE	1	199	13	6%	213
Consulate Healthcare of West Palm Beach		197	16	8%	213
MADISON FACILITY INC		212	1	0%	213
CONSULATE HEALTH CARE OF WINTER HAVEN		209	3	1%	212
POCONO MEDICAL CENTER		212			212
Bayside Health and Rehabilitation		181	31	15%	212
BORLAND GROOVER CLINIC	1	174	37	17%	212
San Jose Health & Rehabilitation		206	6	3%	212
LIFE CARE CENTER OF PORT ST. LUCIE		200	12	6%	212
ST VINCENT'S AMBULATORY CARE INC DBA	2	179	31	15%	212
SUPERIOR RESIDENCES OF PANAMA CITY BEACH		205	6	3%	211
SUNRISE DIAGNOSTIC LABORATORY		158	53	25%	211
MACTOWN, INC		209	2	1%	211
BODYK		207	4	2%	211
Avante at Lake Worth, Inc.		209	2	1%	211
FLAGLER COUNTY DETENTION CENTER		199	12	6%	211
CCS - PAUL REIN DETENTION FACILITY		144	66	31%	210
GOOD SAMARITAN SOCIETY OF DELAND		199	11	5%	210
DOS OF NORTH SHORES NURSING & REHAB CENTER		210			210
Royal Oaks Nursing and Rehab		209	1	0%	210
IMA MEDICAL GROUP		143	67	32%	210
HEALTH FIRST - HOLMES REGIONAL MEDICAL CENTER		32	178	85%	210
GUEST HOUSE OCALA, THE		204	6	3%	210
Taylor Care Center		204	5	2%	209
Nspire Health Care Kendall		199	10	5%	209
The Palace Nursing and Rehabilitation Center		209			209
Whispering Oaks	11	175	23	11%	209
HOSPICE OF ST FRANCIS INC		202	7	3%	209
SPRINGS AT LAKE POINTE WOODS		207	2	1%	209
Flagler Health and Rehabilitation		205	3	1%	208
FULGENT GENETICS	2	166	40	19%	208

# COVID-19: testing by laboratory

Data through Mar 23, 2021 verified as of Mar 24, 2021 at 09:25 AM

Data in this report are provisional and subject to change.

The numbers in the table below represent the number of Florida and non-Florida residents for whom test results were received by the Department of Health. A person can be tested by more than one laboratory and can have both positive and negative results. **Therefore, the sum of the numbers in each column will be larger than the total number of people tested.**

Reporting lab	Inconclusive	Negative	Positive	Percent positive	Total
PALMS MEDICAL GROUP HIGH SPRINGS		174	33	16%	207
OAKBROOK HEALTH AND REHABILITATION CENTER	1	192	14	7%	207
BAY VUE NURSING AND REHABILITATION CENTER		196	10	5%	206
SOLARIS SENIOR LIVING VERO BEACH		198	8	4%	206
ST PETERSBURG PEDIATRICS-EAST BAY	1	171	34	17%	206
LAKESIDE HEALTH CENTER		205			205
Cross Terrace REhabitation		203	2	1%	205
DISCOVERY VILLAGE AT NAPLES		187	17	8%	204
AFTER HOURS PEDIATRICS INC	1	1	202	99%	204
Sunnyside Nursing Home		201	3	1%	204
MATHISON RETIREMENT COMMUNITY, INC	1	195	8	4%	204
ADVENT HEALTH CENTRA CARE - DAYTONA BEACH		94	110	54%	204
PCB CLINIC		159	45	22%	204
BROOKDALE OF SPRING HILL	9	192	2	1%	203
SANDY PINES	2	182	19	9%	203
INN AT ASTON GARDENS, THE		196	7	3%	203
GLENRIDGE ON PALMER RANCH,THE		195	8	4%	203
JUPITER MEDICAL CENTER URGENT CARE - STUART		151	51	25%	202
POLK COUNTY HEALTH DEPARTMENT		178	24	12%	202
PATHGROUP LABS LLC		97	105	52%	202
ADVENT HEALTH CENTRA CARE - APOPKA NORTH		172	30	15%	202
PATHWAY PHARMACY		167	34	17%	201
The Waterford		198	3	1%	201
CONSULATE HEALTH CARE OF MELBOURNE		196	5	2%	201
STERLING HOUSE OF WINTER HAVEN		198	3	1%	201
VAMC WEST PALM LAB		5	196	98%	201
FLORIDA HEALTH CARE PLAN INC		2	199	99%	201
ARDEN COURTS OF SEMINOLE		160	41	20%	201
Governors Creek Health and Rehabilitation	1	198	2	1%	201
HERITAGE HEALTHCARE AND REHABILITATION CENTER		195	5	3%	200
BOCA RATON REHABILITATION CENTER	4	192	3	2%	199
ADVANCED MEDICAL GROUP		1	198	99%	199
SOUTHLAND SUITES OF ORMOND BEACH	4	195			199
ADVENT HEALTH - CARROLLWOOD	4	169	26	13%	199
LAKE VIEW CARE CENTER AT DELRAY		193	6	3%	199
PALM HARBOR FAMILY PRACTICE & WALK-IN		152	47	24%	199
FARAH MEDICAL		184	14	7%	198
ST JOSEPH'S HOSPITAL LABORATORY			198	100%	198
GRACE PEDIATRICS		167	31	16%	198
LAUREL POINT CARE ACQUISITION LLC DBA SANDGATE GARDENS REHAB AND NURSI		171	27	14%	198
Avante of Boca Raton		198			198
DEPARTMENT OF HEALTH & HUMAN SERVICES		198			198
BRADEN RIVER REHABILITATION CENTER LLC		196	1	1%	197
MIRACLE HILL NURSING & REHABILITATION CENTER INC		191	6	3%	197
NO FLORIDA PEDIATRICS, PA		169	27	14%	196
Avante at Melbourne		193	3	2%	196
ABBIEJEAN RUSSELL CARE CENTER□		195	1	1%	196

# COVID-19: testing by laboratory

Data through Mar 23, 2021 verified as of Mar 24, 2021 at 09:25 AM

Data in this report are provisional and subject to change.

The numbers in the table below represent the number of Florida and non-Florida residents for whom test results were received by the Department of Health. A person can be tested by more than one laboratory and can have both positive and negative results. **Therefore, the sum of the numbers in each column will be larger than the total number of people tested.**

Reporting lab	Inconclusive	Negative	Positive	Percent positive	Total
TARPON POINT NURSING AND REHABILITATION CENTER		192	3	2%	195
Heritage Park Rehabilitation & Healthcare		177	18	9%	195
UNIVERSITY OF MIAMI		68	127	65%	195
BRUCE S WEST MD	1	192	1	1%	194
AMA MEDICAL GROUP LLC		162	32	16%	194
BEACON AT GULF BREEZE, THE	2	181	11	6%	194
MARION AND BERNARD L SAMSON NURSING CENTER		189	4	2%	193
SARNO EXTENDED HOURS		124	69	36%	193
TUSCAN GARDENS OF PALM COAST		188	5	3%	193
PBC FIREFIGHTER BENEFIT FUND WELLNESS CENTER		155	38	20%	193
CYPRESS POINT LIVING, LLC		177	15	8%	192
FINLAY CLINICAL LABORATORY INC	1	39	152	79%	192
HEALTH LINK DIAGNOSTIC LABORATORIES		182	9	5%	191
MEDICAL CONSULTANTS OF FLORIDA LLC	1	157	33	17%	191
BARTRAM CROSSING		191			191
NEW YORK CITY DEPARTMENT OF HEALTH & MENTAL		157	34	18%	191
PARK MEADOWS HEALTH AND REHABILITATION CENTER		191			191
WALGREENS 4915	1	170	19	10%	190
KINDRED HOSPITAL THE PALM BEACHES		185	5	3%	190
LAB CORP	1	111	78	41%	190
CARENOW LAKE MARY		45	145	76%	190
NEO GENOMICS - FORT MYERS	1	183	6	3%	190
PATRIOT MEDICAL LABORATORIES		181	8	4%	189
BARKLEY PLACE	1	184	4	2%	189
HOSPITAL FOR SPECIAL SURGERY		186	3	2%	189
RIVERWOOD CENTER,THE		179	10	5%	189
WOMEN'S CARE FLORIDA LABORATORY		183	5	3%	188
OCEAN REEF MEDICAL CENTER		150	38	20%	188
FIRST CHOICE PEDIATRICS SEMORAN		97	91	48%	188
CSL PLASMA		31	156	83%	187
PLANTATION NURSING & REHAB CENTER		187			187
GULF COAST MEDICAL CENTER		182	4	2%	186
The Ponce Therapy Care Center		182	4	2%	186
ANTHEM LAKES LLC		151	35	19%	186
LEESBURG PEDIATRICS		161	25	13%	186
ALLSOUTH URGENT CARE		19	167	90%	186
VIERA MANOR ASSISTED LIVING RESIDENCE		179	7	4%	186
YOUR FAMILY WALK-IN CLINIC		13	172	93%	185
HIGHLANDS URGENT CARE			185	100%	185
MIDWAY PRIMARY CARE, LLC	11	103	71	38%	185
NIGHT LITE PEDIATRICS WINTER GARDEN		144	41	22%	185
ADVENT		172	13	7%	185
ST. JAMES BAY HEALTH AND REHABILITATION CENTER		183	1	1%	184
BAPTIST HEALTH PRIMARY CARE	1	134	49	27%	184
CANTERFIELD OF CLAY COUNTY		146	38	21%	184
Life Care Center of Altamonte Springs		157	27	15%	184
CRYSTAL RIVER HEALTH & REHAB		183	1	1%	184



# COVID-19: testing by laboratory

Data through Mar 23, 2021 verified as of Mar 24, 2021 at 09:25 AM

Data in this report are provisional and subject to change.

The numbers in the table below represent the number of Florida and non-Florida residents for whom test results were received by the Department of Health. A person can be tested by more than one laboratory and can have both positive and negative results. **Therefore, the sum of the numbers in each column will be larger than the total number of people tested.**

Reporting lab	Inconclusive	Negative	Positive	Percent positive	Total
GEORGIA DEPARTMENT OF PUBLIC HEALTH	1	5	178	97%	184
LABCORP BURLINGTON		146	38	21%	184
ADVENT HEALTH CENTRA CARE - WESLEY CHAPEL		13	170	93%	183
SOUTH BALDWIN REGIONAL MEDICAL CENTER		170	12	7%	182
HAWKINS FAMILY MEDICINE LLC	1	130	51	28%	182
JACKSONVILLE NURSING AND REHAB CENTER		174	8	4%	182
PINELLAS CARE CENTER		149	33	18%	182
BROOKDALE ORANGE PARK		181	1	1%	182
MIAMI VA HEALTHCARE SYSTEM			182	100%	182
KENILWORTH CARE & REHABILITATION CENTER		172	10	5%	182
PHYSICIANS REGIONAL MEDICAL CENTER - PINE RIDGE		20	161	89%	181
EDWARD J HEALEY REHAB & NURSING CENTER		181			181
GLADES HEALTH CARE CENTER		178	3	2%	181
NADAL PEDIATRICS - VICTORIA STREET (3385)		153	28	15%	181
Emory L Bennett State Veterans Nursing Home		178	3	2%	181
MILLENNIUM PHYSICIAN GROUP LLC		157	23	13%	180
STERLING HOUSE OF PUNTA GORDA		179	1	1%	180
STAR CARE		156	23	13%	179
ZON BEACHSIDE LLC		142	37	21%	179
SUNY UPSTATE MEDICAL UNIVERSITY		163	15	8%	178
PRIMECARE OF DOTHAN		124	54	30%	178
ARDEN COURTS OF LARGO FL, LLC		156	22	12%	178
JUNO DERMATOLOGY LLC		161	17	10%	178
MEDICATION ROOMS-CSU/CI NURSE STATION	1	166	11	6%	178
BAPTIST HEALTH URGENT CARE AT PLANTATION		142	35	20%	177
ALL SEASONS NAPLES LLC		172	5	3%	177
ADVENT HEALTH CENTRA CARE - CARROLLWOOD		5	172	97%	177
SUMMERFIELD EMERGENCY ROOM		132	44	25%	176
GENE BY GENE		61	115	65%	176
TUSCAN GARDENS OF VENETIA MANAGEMENT COMPANY		163	13	7%	176
WORKPLACE SCREENING INTELLIGENCE			175	100%	175
ROSECASTLE OF CITRUS		145	30	17%	175
FLORIDA DEPARTMENT OF HEALTH IN TAYLOR COUNTY	1	131	43	25%	175
ORLANDO HEALTH EMERGENCY DEPARTMENT		163	12	7%	175
GEORGE SAFRAN MD PC		162	13	7%	175
PEDIATRIC SPECIALISTS MEDICAL GROUP	1	162	12	7%	175
CARE CENTERS OF NASSAU		172	3	2%	175
CANTERFIELD OF OCALA, LLC		163	11	6%	174
ANCHOR CARE AND REHABILITATION CENTER		173	1	1%	174
BENDERSON FAMILY SKILLED NURSING AND		157	17	10%	174
The Inn at Sarasota Bay Club		172	2	1%	174
QUICK CARE MED LLC	1	121	52	30%	174
ASTON GARDENS AT PELICAN MARSH		169	5	3%	174
US MEDICAL CARE, INC		155	19	11%	174
ARDEN COURTS OF FORT MYERS		168	6	3%	174
DOLPHIN POINTE HEALTH CARE LLC		153	20	12%	173
EXOSOME DIAGNOSTICS	1	154	18	10%	173

# COVID-19: testing by laboratory

Data through Mar 23, 2021 verified as of Mar 24, 2021 at 09:25 AM

Data in this report are provisional and subject to change.

The numbers in the table below represent the number of Florida and non-Florida residents for whom test results were received by the Department of Health. A person can be tested by more than one laboratory and can have both positive and negative results. **Therefore, the sum of the numbers in each column will be larger than the total number of people tested.**

Reporting lab	Inconclusive	Negative	Positive	Percent positive	Total
FORT WALTON REHABILITATION CENTER		133	39	23%	172
NORTH FLORIDA INTERNAL MEDICINE PA		138	34	20%	172
CENTRAL FLORIDA HEALTHCARE GROUP LLC		151	21	12%	172
Sunrise Health and Rehabilitation Center		163	8	5%	171
ROSECASTLE OF ZEPHRHILLS		168	3	2%	171
SENIOR LIVING VII TAMPA LLC□	1	161	9	5%	171
BROOKDALE FORT MYERS THE COLONY		167	4	2%	171
FLORIDA DEPARTMENT OF HEALTH IN ALACHUA COUNTY -		156	14	8%	170
BRIGHTON EGGERT PHARMACY INC		163	7	4%	170
PEDIATRICS OF GREATER ORLANDO		146	24	14%	170
BAY EDUCATORS WELLNESS CENTER		113	57	34%	170
MID FLORIDA PATHOLOGY LLC MOBILE UNIT #4		118	51	30%	169
Life Care Center of Orlando		164	5	3%	169
HIGHLANDS LAKE CENTER		165	4	2%	169
CONCORD LIFE SCIENCES LLC	2	150	17	10%	169
HUNT CLUB PEDIATRIC ASSOCIATES PA		106	62	37%	168
WILLISTON PEDIATRICS PA	1	139	28	17%	168
HEALTHPOINT MED GRP OF THE EMERALD COAST LLC		136	32	19%	168
SUWANNEE VALLEY NURSING CENTER		154	14	8%	168
PANAMA CITY DEVELOPMENTAL CENTER□		168			168
ARDEN COURTS OF DELRAY BEACH FL LLC	3	155	10	6%	168
URGENT CARE OF THE PALM BEACHES, NORTH PALM BEACH			167	100%	167
ADVENT HEALTH CENTRA CARE - TEMPLE TERRACE	1	103	63	38%	167
A PLUS PEDIATRICS		145	22	13%	167
COASTAL INTERNAL MEDICINE		128	38	23%	166
MOBILE INFIRMARY MED CENTER PATH LAB		151	15	9%	166
MEADOWCREST FAMILY PHYSICIANS		97	69	42%	166
CITRUS HEALTH AND REHAB		132	33	20%	165
THE ARLINGTON OF NAPLES INC.		162	3	2%	165
CAYUGA MEDICAL CENTER AT ITHACA		160	5	3%	165
OSPREY VILLAGE AT AMELIA ISLAND LTD		155	10	6%	165
LAKEVIEW TERRACE RETIREMENT COMMUNITY		147	17	10%	164
CAREATC CITY OF TAMPA		136	28	17%	164
PRECISION GENETICS, INC		157	6	4%	163
COLLIER PHARMACY		131	32	20%	163
WOODBIDGE FACILITY INC		158	5	3%	163
TRI COUNTY NURSING HOME		162	1	1%	163
BRADENTON HEALTH CARE		163			163
WESLEY HAVEN VILLA	1	127	34	21%	162
LAKE REGIONAL URGENT CARE		11	151	93%	162
REGENCY PARK		144	18	11%	162
NAIA		161	1	1%	162
BONITA PHARMACY		146	15	9%	161
SOMERBY LAKE NONA		154	7	4%	161
VIPEDIATRICS PLLC		146	15	9%	161
ADVENT HEALTH - PALM HARBOR ER		127	34	21%	161
MCW MENTAL HEALTH LLC		156	4	3%	160



# COVID-19: testing by laboratory

Data through Mar 23, 2021 verified as of Mar 24, 2021 at 09:25 AM

Data in this report are provisional and subject to change.

The numbers in the table below represent the number of Florida and non-Florida residents for whom test results were received by the Department of Health. A person can be tested by more than one laboratory and can have both positive and negative results. **Therefore, the sum of the numbers in each column will be larger than the total number of people tested.**

Reporting lab	Inconclusive	Negative	Positive	Percent positive	Total
KEYSTONE REHAB		160			160
CHARTER SENIOR LIVING OF PANAMA CITY BEACH		139	21	13%	160
VILLA MARIA WEST SKILLED NURSING FACILITY		153	7	4%	160
GREENBRIAR REHABILITATION AND NURSING CENTER	1	159			160
FINNISH AMERICAN REST HOME-ALF		158	2	1%	160
ARCADIA HEALTH AND REHABILITATION CENTER		100	60	38%	160
NORTH BEACH REHABILITATION CENTER		158	2	1%	160
WEST COAST FAMILY MEDICAL CARE		125	34	21%	159
SACRED HEART HEALTH SYSTEM INC		128	31	19%	159
BROOKDALE PENSACOLA		158	1	1%	159
VITAS HEALTHCARE CORPORATION OF FL		144	15	9%	159
PROFESSIONAL URGENT CARE SERVICES		125	34	21%	159
RIVERSIDE RECOVERY OF TAMPA		157	1	1%	158
SIGNATURE HEALTHCARE OF ORANGE PARK		155	3	2%	158
EAST NEW YORK DIAGNOSTIC AND TREATMENT		150	8	5%	158
TERRACE AT HOBE SOUND, THE	1	153	4	3%	158
WUESTHOFF REF LABORATORY			158	100%	158
AMERICAN FAMILY MEDICAL LLC		118	39	25%	157
DOCTORS MEMORIAL FAMILY PRACTICE	2	119	36	23%	157
KRYSTAL BAY NURSING AND REHABILITATION		151	5	3%	156
HIALEAH SHORES NURSING AND REHAB CENTER		148	8	5%	156
Kindred Hospital South Florida Hollywood SNU		149	7	4%	156
ESCAMBIA COUNTY JAIL DETENTION DIVISION		153	3	2%	156
NORTH PORT REHABILITATION AND NURSING CENTER□		155	1	1%	156
TIMBERRIDGE NURSING HOME & REHAB		123	33	21%	156
Englewood Healthcare and Rehab		141	15	10%	156
COCOA BEACH/ADVENT CENTRA		41	114	74%	155
DESOTO PALMS ALF		150	5	3%	155
WILTON MANORS HEALTH & REHABILITATION CENTER		146	9	6%	155
SUNLIFE PHARMACY		139	16	10%	155
FAWCETT MEMORIAL HOSPITAL-LAB		39	115	75%	154
DIAMOND RIDGE		147	7	5%	154
PRUITT HEALTH		152	2	1%	154
PALMETTTO FACILITY INC	1	153			154
ALL FLORIDA FAMILY AND SPORTS MEDICINE		134	20	13%	154
VILLAGE PEDIATRICS LLC		126	28	18%	154
POINTE, THE		126	28	18%	154
PROVIDENCE HOSPITAL LABORATORY		144	8	5%	152
NO FLORIDA PEDIATRICS, PA - BRADFORD		123	29	19%	152
BENTON HOUSE AT OAKLEAF		122	30	20%	152
FHMG-FLORIDA HOSPITAL MEDICAL GROUP		128	24	16%	152
SUNNY HILLS ALF OF SEBRING INC		140	12	8%	152
PHYSICIAN PARTNERS PERRY		87	64	42%	151
Madison Health and Rehabilitation Center		115	36	24%	151
NAVARRE GARDENS LLC		126	25	17%	151
QUEENS HOSPITAL CENTER	1	140	10	7%	151
VIERA DEL MAR HEALTH AND REHABILITATION CENTER		146	4	3%	150

# COVID-19: testing by laboratory

Data through Mar 23, 2021 verified as of Mar 24, 2021 at 09:25 AM

Data in this report are provisional and subject to change.

The numbers in the table below represent the number of Florida and non-Florida residents for whom test results were received by the Department of Health. A person can be tested by more than one laboratory and can have both positive and negative results. **Therefore, the sum of the numbers in each column will be larger than the total number of people tested.**

Reporting lab	Inconclusive	Negative	Positive	Percent positive	Total
RDV SPORTSPLEX PEDIATRICS		123	27	18%	150
LABORATORY OF FLORIDA		97	53	35%	150
QUALITY URGENT CARE AND WELLNESS PL	3	105	42	28%	150
CORE BIO LABS		76	74	49%	150
The Crossroads		149	1	1%	150
NAPHCARE, INC AT MANATEE COUNTY JAIL		124	25	17%	149
GOLD CHOICE SENIOR COMMUNITIES		109	40	27%	149
REFUAH HEALTH CENTER LABORATORY		142	7	5%	149
LIFE BRITE		133	16	11%	149
F&T MEDICAL RESEARCH, INC		149			149
GRAVITY DIAGNOSTICS		55	94	63%	149
PRECISION HEALTH RESOURCES, LLC	1	133	15	10%	149
ADVENTHEALTH HOSPICE CARE CENTRAL FLORIDA		145	4	3%	149
LAKE WALES OPERATING GROUP LLC		143	5	3%	148
WRIGHTS HEALTH CARE AND REHABILITATION CENTER		118	30	20%	148
MILLENNIUM LAB SERVICES			148	100%	148
SONATA COCONUT CREEK	2	122	23	16%	147
SEAGRASS VILLAGE FLEMING ISLAND		110	37	25%	147
CRANE CENTER		116	31	21%	147
JACKSON COUNTY HEALTH DEPARTMENT		101	46	31%	147
CROSSWINDS HEALTH AND REHABILITATION CENTER	1	144	2	1%	147
WALGREENS 6221		129	17	12%	146
CLEARWATER STATMED QUICK QUALITY CLINICS		42	104	71%	146
PALM BEACH COUNTY HEALTH DEPT LAB	4	136	6	4%	146
Quail Run Health Care Center		146			146
BROOKDALE CAPE CORAL		145			145
TUSCAN ISLE CHAMPIONSGATE OP CO LLC		143	2	1%	145
FAMILY EXTENDED CARE OF CENTRAL TAMPA		127	18	12%	145
WEDGEWOOD HEALTHCARE CENTER		93	52	36%	145
REGENCY CARE OF BLOUNTSTOWN LLC		135	10	7%	145
Lehigh Acres Health and Rehabilitation		134	11	8%	145
ADVENTHEALTH CENTRA CARE PONCIANA	1	81	62	43%	144
NCRNC INC		140	4	3%	144
MACKOUL PEDIATRICS FORT MYERS		127	17	12%	144
FLORIDA HEALTH CARE PLANS INC		2	142	99%	144
JEFFERY WEINZWEIG		2	141	99%	143
DAYSPRING VILLAGE		121	22	15%	143
RITE MEDICAL CARE PC		141	2	1%	143
OAKHURST CENTER		135	7	5%	142
Nemours Children's Urgent Care		80	62	44%	142
ALLCARE MEDICAL CENTERS PC		118	24	17%	142
GULFCOAST PEDIATRICS		133	8	6%	141
UNITED CLINICAL LABORATORIES		132	9	6%	141
University Crossing		141			141
NOVARI CARE LLC		97	44	31%	141
OAKS OF KISSIMMEE HEALTH AND REHABILITATION CENTER		138	3	2%	141
PORT ST LUCIE REHABILITATION AND HEALTHCARE		98	43	30%	141

# COVID-19: testing by laboratory

Data through Mar 23, 2021 verified as of Mar 24, 2021 at 09:25 AM

Data in this report are provisional and subject to change.

The numbers in the table below represent the number of Florida and non-Florida residents for whom test results were received by the Department of Health. A person can be tested by more than one laboratory and can have both positive and negative results. **Therefore, the sum of the numbers in each column will be larger than the total number of people tested.**

Reporting lab	Inconclusive	Negative	Positive	Percent positive	Total
Hampton Court Nursing and Rehabilitation Center		139	2	1%	141
CLERMONT URGENT CARE			140	100%	140
D PEDIATRICS		125	15	11%	140
MAINSTREAM DIAGNOSTIC LABORATORY LLC		121	19	14%	140
CHERRY OAK PALM BEACH COUNTY		131	8	6%	139
GRAND OAKS HEALTH & REHABILITATION		138	1	1%	139
Gulf Coast Healthcare (Longwood Health and Rehab		118	21	15%	139
DB MD		123	16	12%	139
ADVENT HEALTH CENTRA CARE - CITRUS PARK		9	129	93%	138
EMBRY RIDDLE AERONAUTICAL UNIVERSITY HEALTH SERVICES		1	137	99%	138
SMILEY MEDICAL GROUP		108	30	22%	138
LabCorp L#09258090 M#09258105		74	64	46%	138
AMERICAN PATHOLOGY PARTNERS		136	2	1%	138
ADVENT HEALTH CENTRA CARE - DELAND		28	110	80%	138
MANOR AT BLUEWATER BAY		131	6	4%	137
SPRING HAVEN RETIREMENT	1	133	3	2%	137
PEDIATRIC ASSOCIATES AT ARGYLE PA		131	6	4%	137
CARENOW URGENT CARE - LAKE MARY			137	100%	137
MV MEDICAL PRACTICE DBA PRIMARY URGENT CARE		130	7	5%	137
PPC-LAB EDI ORCHARD BI		129	8	6%	137
PROVISTA DIAGNOSTICS, INC		133	3	2%	136
ADVENT HEALTH CENTRA CARE - ORANGE CITY	1	53	82	60%	136
SONATA DELRAY BEACH		125	11	8%	136
ABSOLUTE HEALTH INTERNAL MEDICINE AND PEDIATRICS		120	16	12%	136
CLARE BRIDGE OF CAPE CORAL	1	135			136
BVM THE BRIDGES LLC		136			136
LONGWOOD HEALTH AND REHABILITATION CENTER		124	12	9%	136
IRL MARKET LAB ALACHUA		104	31	23%	135
PEDIATRIC CARE CENTER		135			135
FIRST CHOICE PEDIATRICS INC		124	11	8%	135
WINDSOR OF LAKEWOOD RANCH,THE		133	2	1%	135
CITRUS MEMORIAL HOSPITAL			135	100%	135
MED COMP SCIENCES		1	134	99%	135
DAYSPRING SENIOR LIVING LLC		133	2	1%	135
Peninsula Care and Rehab		122	12	9%	134
ADVANCED MEDICAL CENTER		86	48	36%	134
FAWCETT MEMORIAL HOSPITAL LABORATORY			134	100%	134
TRADITION MEDICAL CENTER LABORATORY		51	83	62%	134
STEWART MEDICAL GROUP		34	100	75%	134
KINDRED HOSPITAL MELBOURNE	1	129	4	3%	134
LIFE CARE CENTER OF JACKSONVILLE		113	21	16%	134
PROMPT CARE OF CENTRAL FLORIDA			134	100%	134
ADVENTHEALTH MEDICAL GROUP FAMILY MEDICINE AT		103	31	23%	134
DOCTOR'S IN HOUSE LABORATORY		18	116	87%	134
Lakeside Nursing and Rehabilitation Center	1	107	25	19%	133
KINDRED HOSPITAL - SOUTH FLORIDA		130	3	2%	133
ISLAND HEALTH AND REHABILITATION CENTER		132	1	1%	133

# COVID-19: testing by laboratory

Data through Mar 23, 2021 verified as of Mar 24, 2021 at 09:25 AM

Data in this report are provisional and subject to change.

The numbers in the table below represent the number of Florida and non-Florida residents for whom test results were received by the Department of Health. A person can be tested by more than one laboratory and can have both positive and negative results. **Therefore, the sum of the numbers in each column will be larger than the total number of people tested.**

Reporting lab	Inconclusive	Negative	Positive	Percent positive	Total
SOUTH CAMPUS FACILITY INC		122	11	8%	133
CLINICA HISPANA		1	132	99%	133
Centre Pointe Health and Rehabilitation Center		122	11	8%	133
JEFFERSON COUNTY HEALTH DEPARTMENT-MONTICELLO		101	31	23%	132
JPR URGENT MEDICAL CARE		130	2	2%	132
THE REHABILITATION CENTER OF LAKE CITY		127	5	4%	132
RESEARCH CENTERS OF AMERICA, LLC		109	23	17%	132
ARIZONA DEPARTMENT OF HEALTH SERVICES		5	127	96%	132
AHEC CLINIC		7	125	95%	132
TGH URGENT CARE – SEMINOLE			132	100%	132
WILLOWBROOKE COURT AT ST ANDREWS ESTATES		127	5	4%	132
ORLANDO ORTHOPAEDIC OUTPATIENT SURGERY CENTER LLC		128	3	2%	131
SONATA WEST		129	2	2%	131
FOUNTAINS OF HOPE LLC, THE		130	1	1%	131
THE WELLNESS CENTER AT LAKEWOOD RANCH		43	88	67%	131
INTEGRATED REGIONAL LABORATORIES		119	12	9%	131
CENTRACARE		17	114	87%	131
LAKELAND REGIONAL HEALTH LAKE MIRIAM	2	87	42	32%	131
HARBORCHASE OF VERO BEACH	1	115	15	11%	131
HEARTLAND HEALTHCARE AND REHAB CENTER		108	22	17%	130
MEASE COUNTRYSIDE HOSPITAL		1	129	99%	130
AMERICAN HOUSE-BONITA SPRINGS		129	1	1%	130
MOOSEHAVEN LIFE CARE CENTER		130			130
ENCOMPASS HEALTH REHABILITATION OF SEA PINES		129	1	1%	130
TRI-COUNTY NURSING HOME		117	12	9%	129
The Crossings		127	2	2%	129
BMHSI-AEL MICROBIOLOGY LABORATORY	2	102	25	19%	129
STUART - FAIRGROUNDS		113	16	12%	129
SONNIS PEDIATRICS PA		116	13	10%	129
CHARLES CROFT MD	1	126	1	1%	128
WILLOW BROOKE COURT AT AZALEA TRACE		127	1	1%	128
QUICK CARE MED PL CR		80	48	38%	128
HILLSBOROUGH COUNTY DEVELOPMENTAL CTR	1	117	9	7%	127
APOLLO HEALTH & REHABILITATION		121	6	5%	127
HAZELDEN FLORIDA	1	123	3	2%	127
GESSLER CLINIC PA		98	29	23%	127
GARDENS HEALTH NH LLC		125	2	2%	127
VITAS HEALTHCARE		117	10	8%	127
SHOAL CREEK REHABILITATION CENTER		85	42	33%	127
ATMORE COMMUNITY HOSPITAL LABORATORY		99	27	21%	126
Jacaranda Manor		125	1	1%	126
BAYCARE HEALTH SYSTEMS		2	124	98%	126
MAGNOLIA MEDICAL CLINIC		20	106	84%	126
FIRSTCARE CLINIC		67	58	46%	125
BAPTIST HEALTH SOUTH FLORIDA - WEST BOCA URGENT CARE		92	33	26%	125
IQBAL A FARUQUI MD		93	32	26%	125
THE CLUB AND REHABILITATION CENTER		124	1	1%	125

# COVID-19: testing by laboratory

Data through Mar 23, 2021 verified as of Mar 24, 2021 at 09:25 AM

Data in this report are provisional and subject to change.

The numbers in the table below represent the number of Florida and non-Florida residents for whom test results were received by the Department of Health. A person can be tested by more than one laboratory and can have both positive and negative results. **Therefore, the sum of the numbers in each column will be larger than the total number of people tested.**

Reporting lab	Inconclusive	Negative	Positive	Percent positive	Total
KINDRED HOSPITAL SOUTH FLORIDA		119	6	5%	125
HOSPICE OF THE TREASURE COAST		121	4	3%	125
SEMINOLE TRIBE OF FLORIDA		101	23	19%	124
MANOR CARE OF PALM HARBOR		123	1	1%	124
ADVENT HEALTH CENTRA CARE - BRANDON		31	93	75%	124
ARBOR GLEN AT ARBOR TRACE	2	113	9	7%	124
Mt Sinai Aventura			124	100%	124
FLORIDA MEDICAL CLINIC LLC		68	56	45%	124
KINDRED HOSPITAL-BAY AREA-ST PETERSBURG LAB	1	117	6	5%	124
WALTON PLACE		124			124
NORTH FL SOUTH GA HCS-MALCOM RANDALL VAMC			124	100%	124
ST PETERSBURG PEDIATRICS-MLK JUNIOR BLVD		114	9	7%	123
CITRUS MEMORIAL HEALTH SYSTEM LAB		2	121	98%	123
DIAGNOSTIC LABORATORY OF OKLAHOMA		99	24	20%	123
COQUINA CENTER		119	4	3%	123
RAPID RELIABLE TESTING NY LLC		114	9	7%	123
THREE OAKS PHARMACY INC		109	13	11%	122
AMERICAN HOUSE COCONUT POINT		104	18	15%	122
PANAMA PHARMACY	3	101	18	15%	122
MINUTECLINIC DIAGNOSTIC OF TEXAS, LLC		109	13	11%	122
PSL NAPLES BH OPERATIONS, LLC		122			122
WINDERMERE MEDICAL CENTER		117	5	4%	122
MINUTECLINIC DIAGNOSTIC OF RHODE ISLAND, LLC #729		118	4	3%	122
MINUTECLINIC DIAGNOSTIC		115	7	6%	122
GENEDX		47	75	61%	122
CVS		30	91	75%	121
MEYER PEDIATRICS		107	14	12%	121
Crystal Health & Rehab Center		115	6	5%	121
ISLAND URGENT CARE PLLC DBA AFC URGENT CARE		120	1	1%	121
URGENT CARE TCMA			121	100%	121
FLORIDA DEPARTMENT OF HEALTH IN LAKE COUNTY	1	78	42	35%	121
PARKVIEW HEALTH		121			121
Sandy Ridge Center for Rehabilitation and Healing		100	21	17%	121
GATEWAY CARE CENTER		119	1	1%	120
BROOKDALE JENSEN BEACH		117	3	3%	120
NSPIRE HEALTHCARE TAMARAC		80	40	33%	120
THE COURTYARD ASSISTED LIVING		116	4	3%	120
ARDEN COURTS OF LELY PALMS		118	2	2%	120
FLORIDA ATLANTIC UNIVERSITY		113	7	6%	120
HIGHLANDS MEDICAL CENTER		117	3	3%	120
Summit Medical Group		108	11	9%	119
BOSTON RED SOX CLUB LP		117	2	2%	119
CARE RESOURCE COMMUNITY HEALTH CENTERS INC		113	6	5%	119
MATHISON RETIREMENT COMMUNITY		114	5	4%	119
PALMS FACILITY INC		104	15	13%	119
ESCAMBIA COUNTY JAIL	1	92	26	22%	119
MEMORY CARE OF NAPLES		118			118



# COVID-19: testing by laboratory

Data through Mar 23, 2021 verified as of Mar 24, 2021 at 09:25 AM

Data in this report are provisional and subject to change.

The numbers in the table below represent the number of Florida and non-Florida residents for whom test results were received by the Department of Health. A person can be tested by more than one laboratory and can have both positive and negative results. **Therefore, the sum of the numbers in each column will be larger than the total number of people tested.**

Reporting lab	Inconclusive	Negative	Positive	Percent positive	Total
SH HERON EAST LLC		103	15	13%	118
RDX BIOSCIENCE		60	58	49%	118
HOBDAIR FAMILY HEALTH LLC		82	36	31%	118
COASTAL HEALTH AND REHAB		110	8	7%	118
NEIGHBORHOOD MEDICAL CENTER		112	5	4%	117
VITAS HEALTHCARE CORPORATION OF FLORIDA		114	3	3%	117
NADAL PEDIATRICS		87	29	25%	116
AEGIS MEDICAL GROUP		96	20	17%	116
PINELLAS COUNTY JAIL			116	100%	116
HEARTLAND PHARMACY LAKE PLACID, INC		86	30	26%	116
LEE COUNTY SCHOOL DISTRICT	1	108	7	6%	116
BELVEDERE COMMONS OF FORT WALTON BEACH		106	10	9%	116
WALGREENS #06012		100	15	13%	115
TIFFANY HALL NURSING AND REHAB CENTER		106	9	8%	115
GATTOLINE ENTERPRISES, INC. DBA FAMILY CARE PHARMACY		97	18	16%	115
MONTEFIORE MEDICAL CENTER LABORATORIES - MOSES		105	10	9%	115
SUNFLOWER SPRINGS ASSISTED LIVING		105	10	9%	115
BROWARD HEALTH CORAL SPRINGS EPIDEMIOLOGY DEPT		1	114	99%	115
SOLARIS SENIOR LIVING OF MERRITT ISLAND		111	4	3%	115
ARBOR TERRACE SAN JOSE LLC	3	110	2	2%	115
MD 365 MEDICAL CARE		114	1	1%	115
OPPENHEIMER PLASTIC SURGERY LLC		110	5	4%	115
ALTERNATIVE LIVING, INC DBA TWIN CITIES PAVILION		112	3	3%	115
BROOKDALE COLONIAL PARK	2	112	1	1%	115
SOUTH BALDWIN MEDICAL CENTER GULF SHORES		91	23	20%	114
WESTWOOD NURSING & REHAB		80	34	30%	114
UNIVERSITY HEALTH SYSTEM INC		103	11	10%	114
SEMINOLE SPORTS AND FAMILY MEDICINE		101	13	11%	114
CABANA AT JENSEN DUNES, THE		110	4	4%	114
ELAN BUENA VISTA		97	17	15%	114
BIODESIX, INC.		86	28	25%	114
MINUTECLINIC LLC #4987		98	15	13%	113
Courtyards of Orlando Care Center		101	12	11%	113
WELLOW URGENT CARE PC		113			113
UNIVERSITY MEDICAL CENTER SUITES		99	14	12%	113
TREASURE COAST MEDICAL ASSOCIATES		4	109	96%	113
PENSACOLA PEDIATRICS MILTON		101	11	10%	112
BARBARA O'REILLY MD PA		108	4	4%	112
FLAGLER COLLEGE HEALTH SERVICES		80	32	29%	112
ALLIED HEALTH FORT PIERCE		112			112
SURFSIDE URGENT CARE		90	22	20%	112
CLEVELAND CLINIC FOUNDATION		12	100	89%	112
L&S SENIOR CARE DBA ARCADIA OAKS	4	107	1	1%	112
DIATHERIX LABORATORIES		68	44	39%	112
TGH URGENT CARE - TYRONE		2	109	98%	111
LABCORP RTP		40	71	64%	111
ARBOR TERRACE ORTEGA LLC	2	107	2	2%	111

# COVID-19: testing by laboratory

Data through Mar 23, 2021 verified as of Mar 24, 2021 at 09:25 AM

Data in this report are provisional and subject to change.

The numbers in the table below represent the number of Florida and non-Florida residents for whom test results were received by the Department of Health. A person can be tested by more than one laboratory and can have both positive and negative results. **Therefore, the sum of the numbers in each column will be larger than the total number of people tested.**

Reporting lab	Inconclusive	Negative	Positive	Percent positive	Total
HOSPICE OF THE EMERALD COAST INC - PANAMA CITY	2	102	7	6%	111
PHYSICIANS REGIONAL CLINIC		82	29	26%	111
MY CLINICAL LAB INC		17	93	85%	110
KINDRED HOSPITAL NORTH FLORIDA	3	101	6	5%	110
LAKE HOUSE ASSISTED LIVING		93	17	15%	110
MG PORT CHARLOTTE II SUBTENANT LLC		99	11	10%	110
A2Z DIAGNOSTICS		109	1	1%	110
PANCARE HEALTH GULF COUNTY		82	28	25%	110
GRAND VILLA OF LAKE LAND		104	6	5%	110
PRIME HEALTH OF NORTH PORT LLC		93	16	15%	109
Hialeah Nursing And Rehabilitation Center		104	5	5%	109
VILLAS OF HOLLY BROOK - BRADENTON 14TH		107	2	2%	109
SUMMIT MEDICAL GROUP PA		99	10	9%	109
SEVEN HILLS HEALTH AND REHABILITATION CENTER		93	16	15%	109
Riviera Health Resort		108	1	1%	109
LATE HOURS URGENT CARE		60	49	45%	109
MINUTECLINIC DIAGNOSTIC OF SOUTH CARO		88	21	19%	109
North Lake Care Center		107	1	1%	108
ROHR HOME		105	3	3%	108
LEE MEMORIAL HEALTH SYSTEM HEALTH FAIR		103	5	5%	108
EVANS HEALTH CARE		106	2	2%	108
SHC College Park		107	1	1%	108
FHMG LAKE MARY PEDS		94	14	13%	108
ALL MY KIDS PEDIATRICS INC		75	32	30%	107
BAY VIEW HEALTHCARE		85	22	21%	107
NAVY HOSPITAL			107	100%	107
EC OPCO CARROLLWOOD LLC		101	6	6%	107
AMERICAN ESOTERIC LAB-BIRMINGHAM		103	3	3%	106
J FRANK AVEY MD		82	24	23%	106
ELMCROFT OF BELLA VITA		98	8	8%	106
HEART OF FLORIDA REGIONAL MED CTR		35	71	67%	106
NORTH FLORIDA EVALUATION AND TREATMENT CENTER	2	99	5	5%	106
ISLAND DOCTORS		16	89	85%	105
REGENCY OAKS HEALTH CENTER		103	2	2%	105
CAREMOUNT MEDICAL - PATHOLOGY		101	4	4%	105
ST PETERSBURG PEDIATRICS-SEMINOLE		92	13	12%	105
MEDICAL CONSULTANTS OF FLORIDA DBA	1	90	14	13%	105
PICH KTM CORP DBA MEDTOWN PHARMACY		89	16	15%	105
EAST RIDGE RETIREMENT VILLAGE INC		104			104
PEDIATRIC CARE CENTER- JACKSONVILLE BEACH		75	29	28%	104
VISTA MANOR		92	12	12%	104
PREDICTIVE LABORATORIES, INC	1	90	13	13%	104
GRANDE, THE	2	98	4	4%	104
WESTCHESTER MEDICAL CENTER		101	3	3%	104
MICRO PATH LABORATORIES INC		101	3	3%	104
CORNERSTONE MEDICAL CARE OF BRANDON PL		85	19	18%	104
VIERA HOSPITAL			103	100%	103

# COVID-19: testing by laboratory

Data through Mar 23, 2021 verified as of Mar 24, 2021 at 09:25 AM

Data in this report are provisional and subject to change.

The numbers in the table below represent the number of Florida and non-Florida residents for whom test results were received by the Department of Health. A person can be tested by more than one laboratory and can have both positive and negative results. **Therefore, the sum of the numbers in each column will be larger than the total number of people tested.**

Reporting lab	Inconclusive	Negative	Positive	Percent positive	Total
WHITE PLAINS HOSPITAL CENTER LAB		99	4	4%	103
ARDEN COURTS OF PALM HARBOR		83	19	19%	102
SUNSHINE GARDENS		101	1	1%	102
TURNING POINT OF TAMPA		96	6	6%	102
CSL PLASMA INC		7	95	93%	102
TUSCAN ISLE OPERATING COMPANY LLC DBA		98	4	4%	102
WEST		88	14	14%	102
ST MARK ASSISTED LIVING CENTER	1	89	12	12%	102
BAY REGIONAL URGENT CARE	1	63	38	37%	102
BROOKDALE VERO BEACH SOUTH AL		101			101
ARDEN COURTS OF WEST PALM BEACH		101			101
MINUTECLINIC DIAGNOSTIC OF NORTH CAROL		82	19	19%	101
325TH MEDICAL GROUP		85	16	16%	101
HOSPICE OF MARTIN & ST LUCIE, INC		98	3	3%	101
ORANGE PARK PEDIATRICS		92	9	9%	101
HENNEPIN HEALTHCARE LABORATORY		101			101
EMERALD COAST CENTER		96	4	4%	100
PEDIATRICS IN BREVARD PA- ROCKLEDGE		64	36	36%	100
DELAND WELLNESS CENTER			100	100%	100
Consulate Health Care of Port Charlotte		98	2	2%	100
DOUGLAS T JACOBSON STATE VETERANS HOME		100			100
CCS - BROWARD COUNTY JAIL		94	6	6%	100
ADVANCED EMURGENT CARE		27	73	73%	100
GLOBAL CENTRAL LABS AT PPD	2	88	10	10%	100
CENTRAL FLORIDA HEALTH CARE		47	52	53%	99
ORLANDO LUTHERAN TOWERS ASSISTED LIVING		99			99
MERCY MEDICAL URGENT CARE CENTER INC		50	49	49%	99
Cross Landings Health and Rehabilitation		97	2	2%	99
SANIBEL INTERNAL MEDICINE, LLC		96	3	3%	99
PruittHealth Fleming Island		87	12	12%	99
MACADAMS HOME HEALTH AGENCY		97	1	1%	98
LANDMARK, THE		48	50	51%	98
PALMS EDGE	1	91	6	6%	98
INNOVATIVE GENOMICS, LLC		77	21	21%	98
SIGNATURE HEALTHCARE OF PORT CHARLOTTE		91	7	7%	98
FLORIDA COMMUNITY HEALTH CENTERS INC			98	100%	98
SEMINOLE COUNTY HEALTH DEPARTMENT		79	19	19%	98
PLAZA OF HALLANDALE BEACH		98			98
URINEGOODHANDS LLC		96	2	2%	98
LECONTE MEDICAL CENTER LAB		79	19	19%	98
KORGENE LAB	1	28	69	70%	98
BAY PINES MEDICAL ASSOCIATES		1	97	99%	98
MINUTECLINIC DIAGNOSTIC OF SOUTH CAROLINA, LLC		81	16	16%	97
GIBBENS FAMILY MEDICAL, LLC		78	19	20%	97
MINNESOTA TWINS		92	5	5%	97
HEALTH CENTERS AT BRENTWOOD		96	1	1%	97
HURLBURT FIELD CLINIC		39	58	60%	97

# COVID-19: testing by laboratory

Data through Mar 23, 2021 verified as of Mar 24, 2021 at 09:25 AM

Data in this report are provisional and subject to change.

The numbers in the table below represent the number of Florida and non-Florida residents for whom test results were received by the Department of Health. A person can be tested by more than one laboratory and can have both positive and negative results. **Therefore, the sum of the numbers in each column will be larger than the total number of people tested.**

Reporting lab	Inconclusive	Negative	Positive	Percent positive	Total
BAPTIST MEDICAL CENTER SOUTH		79	18	19%	97
ARBOR TRAIL		77	20	21%	97
CAN COMMUNITY HEALTH		96	1	1%	97
HARBORCHASE OF NAPLES		84	13	13%	97
RIDGEWOOD DIAGNOSTIC LABORATORY		92	5	5%	97
PEDIATRIC ASSOCIATES ORLANDO		82	14	15%	96
NORTH SHORE MEDICAL LABS	1	88	7	7%	96
BAYSHORE MEMORY CARE□		96			96
Belleair Healthcare Center		90	6	6%	96
MARKET STREET VIERA		95	1	1%	96
KALEIDA HEALTH CENTER FOR LABORATORY		90	6	6%	96
LENOX HILL HOSPITAL		89	7	7%	96
LIFESTREAM BEHAVIORIAL CENTER		74	21	22%	95
ADVENT HEALTH CENTRA CARE - EAST ORLANDO		65	30	32%	95
Golfview Healthcare Center		90	5	5%	95
SUPERIOR RESIDENCES OF LECANTO		80	15	16%	95
THE TERRACE OF KISSIMMEE		80	15	16%	95
CROSS CITY REHABILITATION AND HEALTH CARE CENTER		72	23	24%	95
MIAMI BEACH COMMUNITY HEALTH CENTER		1	94	99%	95
DEVANSH LAB WERKS INC		79	16	17%	95
KEYSTYLE LIVING LLC	1	93	1	1%	95
ADVENT HEALTH CENTRA CARE - WATERMAN		79	15	16%	94
FHMG- FLORIDA HOSPITAL MEDICAL GROUP		83	11	12%	94
DIAGNOSTIC SOLUTIONS		3	91	97%	94
MED ONE AT SAINT AUGUSTINE		63	31	33%	94
QPS, LLC		91	3	3%	94
CONSULATE HEALTH CARE OF SARASOTA□	1	93			94
MINUTECLINIC DIAGNOSTIC OF NORTH CARO		81	12	13%	93
EXPERTUS LABORATORIES INC		28	65	70%	93
ASHRAF MEDICAL GROUP PLLC DBA PULSE MD		90	3	3%	93
QUALITY URGENT CARE AND WELLNESS		54	39	42%	93
ADVENTHEALTH MEDICAL GROUP PRIMARY CARE		89	4	4%	93
East Bay Rehabilitation Center		59	34	37%	93
G & R HEALTH MART PHARMACY		73	20	22%	93
BLISS HEALTHCARE SERVICES	1	70	22	24%	93
PENNSYLVANIA DEPT OF HEALTH		21	72	77%	93
PRESERVE AT PALM AIRE	3	90			93
Consulate Health Care of Jacksonville		78	14	15%	92
PORT CHARLOTTE REHABILITATION CENTER		79	13	14%	92
PATRICK AIR FORCE BASE		3	89	97%	92
MINUTECLINIC DIAGNOSTIC OF OHIO LLC		74	18	20%	92
MAGNOLIA DIAGNOSTIC		2	89	98%	91
JOHN KNOX VILLAGE OF FLORIDA ALF	1	86	4	4%	91
BAHIA OAKS LODGE		85	6	7%	91
OCALA OAKS REHABILITATION CENTER		85	6	7%	91
HERON CLUB AT PRESTANCIA		89	2	2%	91
DEBARY HEALTH AND REHABILITATION CENTER		88	3	3%	91

# COVID-19: testing by laboratory

Data through Mar 23, 2021 verified as of Mar 24, 2021 at 09:25 AM

Data in this report are provisional and subject to change.

The numbers in the table below represent the number of Florida and non-Florida residents for whom test results were received by the Department of Health. A person can be tested by more than one laboratory and can have both positive and negative results. **Therefore, the sum of the numbers in each column will be larger than the total number of people tested.**

Reporting lab	Inconclusive	Negative	Positive	Percent positive	Total
NEW SMYRNA BEACH URGENT CARE			91	100%	91
HARBOR BEACH NURSING AND REHABILITATION CENTER		87	3	3%	90
BIGGERS FAMILY MEDICINE PA	1	81	8	9%	90
KEYS MEDICAL GROUP			90	100%	90
UNIVERSTIY CENTER MEDICAL LLC DBA	1	85	4	4%	90
HAWTHORN HOUSE☐		76	14	16%	90
LABFIRST - DEPARTMENT OF PATHOLOGY		86	4	4%	90
COASTAL DETOX		89	1	1%	90
CENTURY CENTER FOR REHABILITATION & HEALING		72	18	20%	90
NORTH FLORIDA SPINE AND WELLNESS		69	20	22%	89
MENORAH HOUSE		88	1	1%	89
STONY BROOK UNIVERSITY MEDICAL CENTER		75	14	16%	89
AVERO DIAGNOSTICS		65	24	27%	89
STUART LODGE LIVING LLC		66	23	26%	89
Gabisa Medical LLC		89			89
ATRIUM AT LIBERTY PARK☐		85	4	4%	89
CARE CENTERS OF NASSAU, LLC - HENDRICKS RD		89			89
TOTAL CARE PLUS LLC			89	100%	89
FREEDOM INN AT TARPON SPRINGS		82	7	8%	89
Winter Garden Rehab and Nursing Facility		78	11	12%	89
A COUNTRY PLACE ASSISTED LIVING FACILITY		86	2	2%	88
LAKE GIBSON VILLAGE, LLC		85	3	3%	88
CALADIUM PEDIATRICS		79	9	10%	88
GOVERNOR'S CREEK HEALTH & REHABILITATION		87	1	1%	88
Lanier Rehab		63	25	28%	88
ARDEN COURTS OF SARASOTA		72	16	18%	88
Winter Park Care and Rehab		86	1	1%	87
SOUTH GEORGIA MEDICAL CENTER		48	39	45%	87
BRANDON HEALTH AND REHABILITATION CENTER	1	85	1	1%	87
PACIFIC ANALYTICS			87	100%	87
CLYDE E LASSEN STATE VETERANS NURSING HOME		62	25	29%	87
ERIE COUNTY MEDICAL CTR CLINICAL LABS		83	4	5%	87
WINDSOR OAKS		85	1	1%	86
PUTNAM COUNTY SHERIFFS OFFICE		80	6	7%	86
GRAND OAKS OF JENSEN BEACH LLC☐		85	1	1%	86
BARRY UNIVERSITY STUDENT HEALTH SERVICES		52	34	40%	86
DISCOVERY VILLAGE AT THE FORUM		86			86
CRESTVIEW URGENT CARE		15	71	83%	86
PENSACOLA DEVELOPMENTAL CENTER		67	19	22%	86
EAST ALABAMA MEDICAL CENTER LABORATORY		74	12	14%	86
FLORIDA DEPARTMENT OF HEALTH IN WALTON COUNTY		72	13	15%	85
WALGREENS #12673		82	3	4%	85
W. FRANK WELLS NURSING HOME		84	1	1%	85
PRMG - EAST NAPLES	1	73	11	13%	85
PEDIATRIC SERVICES AND BREATHING CENTER PA		62	23	27%	85
MEDEXPRESS - BLOOMIN BRANDS		65	20	24%	85
MIAMI SHORES NURSING & REHAB		85			85



# COVID-19: testing by laboratory

Data through Mar 23, 2021 verified as of Mar 24, 2021 at 09:25 AM

Data in this report are provisional and subject to change.

The numbers in the table below represent the number of Florida and non-Florida residents for whom test results were received by the Department of Health. A person can be tested by more than one laboratory and can have both positive and negative results. **Therefore, the sum of the numbers in each column will be larger than the total number of people tested.**

Reporting lab	Inconclusive	Negative	Positive	Percent positive	Total
LONG TERM CARE OF JAY, LLC		63	21	25%	84
NITE LITE PEDIATRICS – JACKSONVILLE		76	8	10%	84
ARBOR OAKS AT TYRONE	9	73	2	2%	84
LANDMARK HOSPITAL SOUTHWEST FLORIDA LLC		81	3	4%	84
HUNTINGTON HOSPITAL LABORATORY		81	3	4%	84
PINES OF SARASOTA GARDEN		84			84
Baldwin Pediatrix		73	11	13%	84
MD 365 MEDICAL CARE PLLC		83			83
LAFAYETTE NURSING AND REHABILITATION CENTER		81	2	2%	83
LABCORP EMPLOYER SERVICES		82	1	1%	83
CANOPY ON BERRYHILL, THE		51	32	39%	83
COOPER FAMILY MEDICAL PLLC		63	20	24%	83
MID FLORIDA PRIMARY CARE PA		69	14	17%	83
XPRESS URGENT CARE- PORT ST. LUCIE		29	54	65%	83
CATHOLIC HEALTH SYSTEM DEPT LABORATORY		81	2	2%	83
EISENHOWER ARMY MEDICAL CENTER		76	7	8%	83
NORTH CENTRAL BRONX HOSPITAL		81	2	2%	83
PALM BAY HOSPITAL			83	100%	83
THE PAVILION FOR HEALTH CARE		72	10	12%	82
BRILLIANCE ASSISTED LIVING		65	17	21%	82
ROSECASTLE AT DELANEY CREEK		81	1	1%	82
HUNTSVILLE HOSPITAL LABORATORY		57	25	30%	82
FLORIDA PEDIATRIC GROUP		31	51	62%	82
MD NOW MEDICAL CENTERS INC		53	29	35%	82
Lexington Health and Rehabilitation Center		82			82
LAB		29	53	65%	82
LAKE HOWELL FAMILY MEDICINE ASSOCIATES		69	13	16%	82
EMERALD COAST BEHAVIORAL HOSPITAL		75	6	7%	81
BIO-TECH CLINICAL LABORATORIES		41	40	49%	81
ACE BIOMEDICAL LABS LLC		68	13	16%	81
ST VINCENT'S BIRMINGHAM		75	6	7%	81
OCALA CBOC		75	5	6%	80
BEACHES PEDIATRICS PA		75	5	6%	80
NORTHEAST FLORIDA STATE HOSP-NURSING		79	1	1%	80
ALLIANCE PEDIATRICS		49	31	39%	80
CHAMBREL AT ISLAND LAKE		77	3	4%	80
MORTON PLANT HOSPITAL NURSING			80	100%	80
ECOLAB GROUP		45	35	44%	80
JERICOHO URGENT CARE		77	3	4%	80
PLYMOUTH HOME FOR ADULTS, INC.	8	71	1	1%	80
BALMORAL TENANT SERVICES INC	1	43	35	44%	79
PRIMECARE AT TWIN LAKES		1	78	99%	79
PANIRA HEALTHCARE CLINIC		2	77	97%	79
EDGEWATER AT WATERMAN VILLAGE		78	1	1%	79
CBS LABS OF TAMPA LLC		3	76	96%	79
EXPRESS DOCS LLC			79	100%	79
BROOKDALE PALM COAST		79			79

# COVID-19: testing by laboratory

Data through Mar 23, 2021 verified as of Mar 24, 2021 at 09:25 AM

Data in this report are provisional and subject to change.

The numbers in the table below represent the number of Florida and non-Florida residents for whom test results were received by the Department of Health. A person can be tested by more than one laboratory and can have both positive and negative results. **Therefore, the sum of the numbers in each column will be larger than the total number of people tested.**

Reporting lab	Inconclusive	Negative	Positive	Percent positive	Total
VETERANS AFFAIRS MEDICAL CENTER - PALO ALTO		28	51	65%	79
LAKE MORTON PLAZA☐		75	3	4%	78
KINDRED AT HOME		69	9	12%	78
AU HEALTH		64	14	18%	78
VITAS HEALTHCARE CORP OF FLORIDA		76	1	1%	77
BOND CLINIC PA		45	32	42%	77
CENTRAL BALDWIN IMMEDIATE CARE & FAMILY PRACTICE		59	18	23%	77
TRUE NORTH HEALTH NAVIGATION LLC DBA DISPATCHHEALTH	1	60	16	21%	77
WEST VOLUSIA FAMILY AND SPORTS MEDICINE		75	2	3%	77
LAB PLUS, LLC AT SAINT THOMAS WEST HOSPITAL		63	14	18%	77
ORANGE CITY NURSING AND REHAB		75	2	3%	77
PUBLIC SQUARE PHARMACY LLC		59	18	23%	77
HEALTH FIRST - PALM BAY HOSPITAL		2	75	97%	77
RARITAN BAY PERTH AMBOY		68	9	12%	77
PARK OF THE PALMS INC		77			77
WALGREENS 9627		70	6	8%	76
SOUTH LAKE PEDIATRICS		69	7	9%	76
S-H THIRTY-FIVE OPCO- PORT ST LUCIE, LLC	1	75			76
CLINICAL PATHOLOGY ASSOCIATES-SONIC REFERENCE LAB		76			76
DYNAMIC MEDICAL USA			76	100%	76
MOBILE PHYSICIAN SERVICES INC		68	8	11%	76
WINDSOR REFLECTIONS		75	1	1%	76
CATHOLIC HEALTH SERVICES REGIONAL LAB		68	7	9%	75
PEDIATRIC SERVICES OF AMERICA INC		70	5	7%	75
HOLMES COUNTY HEALTH DEPARTMENT	1	61	13	17%	75
PROMEDICA LABORATORIES		21	54	72%	75
ADVENTHEALTH EXPRESSCARE		45	30	40%	75
NOAH CLINICAL LABORATORY		63	11	15%	74
ROYAL CARE OF AVON PARK		71	3	4%	74
BROWARD HEALTH MEDICAL CENTER CLINICAL LAB			74	100%	74
SCOTT LAKE HEALTH AND REHABILITATION CENTER		71	3	4%	74
MEDRITE URGENT CARE		61	13	18%	74
OAK MANOR NURSING HOME		70	4	5%	74
JACOBI MEDICAL CENTER		69	5	7%	74
BROWARD HEALTH MEDICAL CENTER		3	71	96%	74
WE SCREEN LLC		72	2	3%	74
BROOKDALE OVIEDO		72	2	3%	74
AFTER HOURS PEDIATRICS			73	100%	73
WATERCREST ST LUCIE WEST	1	69	3	4%	73
CONSULATE HEALTH CARE - LAKE MARY		72	1	1%	73
ST JOHNS COUNTY DETENTION CENTER		73			73
SIMED LABORATORY		57	16	22%	73
ALTAMONTE PEDIATRIC ASSOCIATES		31	41	57%	72
ASSOCIATED CLINICAL LABORATORIES		64	8	11%	72
HAVEN OF OUR LADY OF PEACE		72			72
CRAIG BERGER MD PL D/B/A BAY AREA EYE INSTITUTE		72			72
WALGREENS 2941		69	3	4%	72

# COVID-19: testing by laboratory

Data through Mar 23, 2021 verified as of Mar 24, 2021 at 09:25 AM

Data in this report are provisional and subject to change.

The numbers in the table below represent the number of Florida and non-Florida residents for whom test results were received by the Department of Health. A person can be tested by more than one laboratory and can have both positive and negative results. **Therefore, the sum of the numbers in each column will be larger than the total number of people tested.**

Reporting lab	Inconclusive	Negative	Positive	Percent positive	Total
DISCOVERY VILLAGE AT PALM BEACH GARDENS		71	1	1%	72
Conway Lakes Health and Rehabilitation Center		72			72
ORANGE COUNTY CORRECTIONS HEALTH SERVICES		63	9	13%	72
GRAND VILLA OF DELAND		66	6	8%	72
DOH-WEST PALM BEACH BRANCH LABORATORY		3	68	96%	71
LAKE CITY VA MEDICAL CENTER			71	100%	71
AMMON LABS		61	10	14%	71
INN AT ASTON GARDENS AT PELICAN POINTE,THE		67	4	6%	71
STERLING HOUSE OF TALLAHASSEE	3	62	6	8%	71
NORTH FLORIDA PEDIATRICS		57	14	20%	71
SUWANNEE COUNTY SHERIFF OFFICE		68	3	4%	71
Summit Medical Group, Pa Dba Citymd		64	7	10%	71
JENNIFER J CHIAVETTA-GRLSANTI DC		58	13	18%	71
ADVANCED LAB		67	4	6%	71
Highlands Regional Hospital		63	7	10%	70
USF HEALTH MORSANI CENTER		5	65	93%	70
SUNCOAST COMMUNITY HEALTH CENTERS PEDIATRICS		21	49	70%	70
STONY BROOK SOUTHAMPTON		69	1	1%	70
CENTRAL FLORIDA PEDIATRICS		38	32	46%	70
GV NAPLES OPCO, LLC		69	1	1%	70
ADVENT HEALTH - LAKE MARY		60	10	14%	70
PANCARE HEALTH - MALONE CLINIC		63	7	10%	70
MISIR DRUGS LLC		58	12	17%	70
SUMMIT AT VENICE	2	63	5	7%	70
GRACE MEDICAL HOME		55	14	20%	69
PLANTATION GENERAL HOSPITAL CLINICAL LAB		26	43	62%	69
INDIGO MANOR		22	47	68%	69
MD LABS		42	27	39%	69
CP/AIG PENSACOLA DEVELOPMENT LLC		66	3	4%	69
PARKSIDE INN	3	64	2	3%	69
LUTHERAN HAVEN ASSISTED LIVING		69			69
MEMORIAL MANOR		69			69
TROPICANA MANUFACTURING COMPANY INC		63	6	9%	69
AVOW HOSPICE INC		69			69
LEVY COUNTY DEPARTMENT OF HEALTH		50	19	28%	69
SAN JOSE SENIOR CARE LLC	1	43	25	36%	69
BOND CLINIC DR ELDEEB		35	34	49%	69
HERITAGE HEALTHCARE AND REHABILITATION CENTER		69			69
SOS MOBILE MEDICAL CARE LLC		58	11	16%	69
BROOKDALE BONITA SPRINGS		67	1	1%	68
BIG BOCA SMILES LLC		66	2	3%	68
BISHOP GRADY VILLAS		66	2	3%	68
CL BRUMBACK PRIMARY CARE CLINICS		17	51	75%	68
HARMONY CLINIC		1	67	99%	68
AEL- MEMPHIS		17	51	75%	68
GRAND ST PAUL CVS		68			68
SUNCOAST OPTIMAL WELLNESS		23	45	66%	68

# COVID-19: testing by laboratory

Data through Mar 23, 2021 verified as of Mar 24, 2021 at 09:25 AM

Data in this report are provisional and subject to change.

The numbers in the table below represent the number of Florida and non-Florida residents for whom test results were received by the Department of Health. A person can be tested by more than one laboratory and can have both positive and negative results. **Therefore, the sum of the numbers in each column will be larger than the total number of people tested.**

Reporting lab	Inconclusive	Negative	Positive	Percent positive	Total
DELCARE PA		53	15	22%	68
INSTITUTE OF PATHOLOGY KINGS COUNTY		65	2	3%	67
TITUSVILLE FAMILY PRACTICE		16	51	76%	67
EC OPCO PENSACOLA, LLC		66	1	1%	67
THOMAS INTERNAL MEDICINE		56	11	16%	67
MEASE MANOR INC		63	4	6%	67
AR ANESTHESIA LLC		66	1	1%	67
PANCARE HEALTH - FREEPORT CLINIC SUITE B		58	9	13%	67
GENPATH			67	100%	67
MEDEX MEDICAL EXPRESS OF PALATKA			66	100%	66
NOMI HEALTH LAB SERVICES LLC		5	61	92%	66
AMERICAN FAMILY MEDICAL		53	13	20%	66
MED EXPRESS		6	60	91%	66
BENTLEY CARE CENTER		66			66
TREASURE COAST PEDIATRICS PA		61	5	8%	66
Stratford Court of Palm Harbor		56	10	15%	66
SOMERBY OF SANTA ROSA BEACH		57	9	14%	66
BOND AND STEELE CLINIC, PA		51	14	22%	65
CORAL GABLES HOSPITAL			65	100%	65
OKEECHOBEE URGENT CARE		17	48	74%	65
FREEDOM SQUARE NURSING CENTER□		57	8	12%	65
ADVENT HEALTH CENTRA CARE - WINTER GARDEN		19	46	71%	65
VETERANS AFFAIRS MEDICAL CENTER - GULF COAST		27	38	58%	65
NORTH SHORE UNIVERSITY HOSPITAL LABORATORY		59	6	9%	65
TREASURE COAST FORENSIC TREATMENT CTR		44	21	32%	65
ISLAND COAST PEDIATRICS		58	7	11%	65
BROOKDALE CENTRE POINTE	1	64			65
SAMFORD UNIVERSITY HEALTH SERVICES		64	1	2%	65
SUMMER VISTA ASSISTED LIVING		38	27	42%	65
WADSWORTH HEALTH CENTER		62	3	5%	65
JOSEPH L MORSE GERIATRIC CENTER	2	59	3	5%	64
GREENLEAF ALF		63	1	2%	64
TRINITY AL SENIOR HOUSING LLC□		45	19	30%	64
OUT OF STATE		40	24	38%	64
NXGEN MDX		20	44	69%	64
FLORIDA MEDICAL CLINIC PA		46	18	28%	64
NEMOURS CHILDRENS PRIMARY CARE OVIEDO		51	13	20%	64
APC PEDIATRICS AT RYE ROAD MEDICAL PARK		63			63
BEEHIVE HOMES OF GULF BREEZE		47	16	25%	63
ARTHREX MEDICAL CENTER		39	24	38%	63
VIERA HEALTH AND REHABILITATION CENTER		62	1	2%	63
HERNANDO COUNTY FIRE RESCUE DISTRICT		29	34	54%	63
DAVID POSNACK JEWISH DAY SCHOOL		63			63
MEDI CLINIC SARASOTA INC		62	1	2%	63
WILSON MEMORIAL REGIONAL MEDICAL CENTER		58	4	6%	62
BURRY'S PHARMACY INC		37	25	40%	62
INTERNAL MEDICINE ASSOCIATES PA		58	4	6%	62

# COVID-19: testing by laboratory

Data through Mar 23, 2021 verified as of Mar 24, 2021 at 09:25 AM

Data in this report are provisional and subject to change.

The numbers in the table below represent the number of Florida and non-Florida residents for whom test results were received by the Department of Health. A person can be tested by more than one laboratory and can have both positive and negative results. **Therefore, the sum of the numbers in each column will be larger than the total number of people tested.**

Reporting lab	Inconclusive	Negative	Positive	Percent positive	Total
NORTH FLORIDA MEDICAL CENTER		58	4	6%	62
LAKELAND REGIONAL HEALTH		38	24	39%	62
EMERALD COAST HOSPICE		61	1	2%	62
OVERLOOK HOSPITAL LABORATORY		57	5	8%	62
MENTAL HEALTH CARE INC		53	9	15%	62
ADVENT HEALTH - PALM COAST		1	61	98%	62
DEVELOPMENTAL DISABILITIES DEFENDANT PROGRAM		60	2	3%	62
TOWERS HOME CARE☐		58	4	6%	62
MICHAEL AKPEKE MD		52	9	15%	61
TROY REGIONAL MEDICAL CENTER		50	11	18%	61
RITECARE MED CTR H			61	100%	61
DASCENA, INC		52	9	15%	61
PALM BAY URGENT CARE		28	33	54%	61
BRADFORD COUNTY HEALTH DEPARTMENT		60	1	2%	61
FLORIDA HEALTH CARE		8	53	87%	61
AESTHETIC SURGERY CENTER OF WINTER PARK, THE	3	53	5	8%	61
WASHINGTON REHABILITATION AND NURSING CENTER		51	10	16%	61
CINNAMON COVE ALF		59	1	2%	60
LPG CONVENIENT CARE AT PINE ISLAND ROAD		54	6	10%	60
THE GOOD SHEPARDS OF DELAND-WEST		59	1	2%	60
SONORAN DESERT PATHOLOGY ASSOCIATES		3	57	95%	60
THE PRESERVE AT CLEARWATER		58	2	3%	60
EAST HILL PHARMACY		42	18	30%	60
SILVER LAKE PEDIATRICS PA		55	5	8%	60
TWIN CREEKS ASSISTED LIVING & MEMORY CARE		57	3	5%	60
81ST MEDICAL GROUP		28	32	53%	60
BIOTECH		52	7	12%	59
WAVE CREST HEALTH AND REHABILITATION CENTER		57	2	3%	59
TBI RESIDENTIAL SERVICES, INC.		48	11	19%	59
UHEALTH AT FISHER ISLAND			59	100%	59
LINCOLN MEDICAL AND MENTAL HEALTH CENTER		56	3	5%	59
MILLENIUM PHYSICIANS GROUP		1	58	98%	59
CARDIOLOGY AND MEDICINE ASSOCIATES		43	16	27%	59
BIG BEND CARES, INC		51	8	14%	59
ST FRANCIS HOSPITAL		51	8	14%	59
INTERNAL LAB		50	9	15%	59
FERN PARK DEVELOPMENTAL CENTER		5	54	92%	59
PANCARE HEALTH - JACKSON COUNTY		47	11	19%	58
MINUTECLINIC DIAGNOSTIC OF NEW JERSEY		51	7	12%	58
HORIZON ALF		57	1	2%	58
SONATA BOCA RATON		54	4	7%	58
VILLAGES VA CBOC	2	51	5	9%	58
TALLAHASSEE VA OPC		56	2	3%	58
KINDRED HOSPITAL CENTRAL TAMPA BLOOD GAS	1	52	5	9%	58
Margate Health and Rehabilitation Center		56	2	3%	58
STEINHATCHEE FAMILY MEDICAL CENTER☐	1	49	8	14%	58
MICHIGAN DEPARTMENT OF HEALTH AND HUMAN SERVICES	1		57	98%	58



# COVID-19: testing by laboratory

Data through Mar 23, 2021 verified as of Mar 24, 2021 at 09:25 AM

Data in this report are provisional and subject to change.

The numbers in the table below represent the number of Florida and non-Florida residents for whom test results were received by the Department of Health. A person can be tested by more than one laboratory and can have both positive and negative results. **Therefore, the sum of the numbers in each column will be larger than the total number of people tested.**

Reporting lab	Inconclusive	Negative	Positive	Percent positive	Total
BioReference Laboratories, Inc		7	51	88%	58
MEDLOGIC LABORATORIES		3	55	95%	58
MICHAEL A VENAZIO MD		55	3	5%	58
KEY WEST MEDICAL CENTER	1	50	6	11%	57
ST CLOUD PHYSICIAN MANAGEMENT LLC DBA ST CLOUD		28	29	51%	57
THE CANOPY AT BERRYHILL		57			57
Palms at Ponte Vedra Assisted Livning and Memory Care		54	3	5%	57
GENESIS DERMATOLOGY		53	4	7%	57
CVS MINUTE CLINIC		1	56	98%	57
BUECHELE DENTAL PA DBA CLERMONT FAMILY DENTISTRY		47	10	18%	57
PALM RIVER COMMUNITY HEALTH CENTER		52	5	9%	57
ASCENSION SACRED HEART BAY LABORATORY		54	3	5%	57
MALCOM RANDALL DEPT OF VAMC			57	100%	57
ROCKLEDGE REGIONAL MEDICAL CENTER		30	27	47%	57
ALZHEIMERS CARE CENTER OF VIERA LTD		37	20	35%	57
CDR MAGUIRE INC	1	7	49	86%	57
DEPT OF VA MED CENTE-WEST PALM BEACH			57	100%	57
KAPG FLEMING ISLAND SENIOR HOUSING OPCO LLC	1	56			57
EAGLES WATCH CLUSTER		47	9	16%	56
ALEXANDER NININGER STATE VETERANS		56			56
MAUREEN OROURKE-FUTEY			56	100%	56
MEADOWCREST FAMILY PHYSICIANS PA	1	33	22	39%	56
PHYSICIANS PRIMARY CARE OF SOUTHWEST FLORIDA		39	17	30%	56
CHILDREN'S HOSPITAL OF ALABAMA		55	1	2%	56
TIFFANY HALL NURSING AND REHAB		44	12	21%	56
TUKA PEDIATRICS		7	49	88%	56
HIALEAH HOSPITAL RESPIRATORY DEPT			56	100%	56
MARQUIS LABS, LLC		55	1	2%	56
GOOD HEARTS COVID TESTING		13	43	77%	56
MINUTECLINIC DIAGNOSTIC OF KANSAS, PA		47	9	16%	56
ROSECASTLE OF JACKSONVILLE LLC		55	1	2%	56
SIGNATURE HEALTHCARE OF MIDDLEBURG		55	1	2%	56
ATRIA PARK OF LAKE FOREST (WG HERITAGE LF LLC)		54	2	4%	56
ADVENT HEALTH - MOUNT DORA		10	46	82%	56
BARNETT PARK☐		2	53	96%	55
COOPER FAMILY MEDICAL, PLLC		45	10	18%	55
life Care Center of Melbourne		38	17	31%	55
AESTHETIC ENHANCEMENTS		55			55
SARATOGA HOSPITAL LABORATORY		50	5	9%	55
PERSONAL PEDIATRICS		48	7	13%	55
FINLAY CLINICAL LABORATORY		20	35	64%	55
SONATA HUNTERS CREEK		47	8	15%	55
PREMIER MEDICAL ASSOCIATES ALL FLORIDA LLC		54	1	2%	55
SUMTER PEDIATRICS		50	5	9%	55
NITE LITE PEDIATRICS - PORT ST. LUCIE		46	9	16%	55
LONGWOOD CARDIOLOGY			55	100%	55
KENDALL REGIONAL MEDICAL CENTER LAB	3		52	95%	55

# COVID-19: testing by laboratory

Data through Mar 23, 2021 verified as of Mar 24, 2021 at 09:25 AM

Data in this report are provisional and subject to change.

The numbers in the table below represent the number of Florida and non-Florida residents for whom test results were received by the Department of Health. A person can be tested by more than one laboratory and can have both positive and negative results. **Therefore, the sum of the numbers in each column will be larger than the total number of people tested.**

Reporting lab	Inconclusive	Negative	Positive	Percent positive	Total
CARE CENTERS OF NASSAU LLC MINER ROAD SOUTH		55			55
ST. CLOUD MEDICAL GROUP		54			54
CAMPBELL URGENT CARE			54	100%	54
CERTUS MTD OPCP LLC		52	2	4%	54
MINUTE CLINIC INCORPORATE		47	7	13%	54
APOLLOMDX LABS		32	22	41%	54
JUNIPER VILLAGE AT NAPLES		53	1	2%	54
CLERMONT HEALTH AND REHAB		40	14	26%	54
PALM BAY PEDIATRICS		36	18	33%	54
FAST PACE MEDICAL CLINIC, PLLC		47	7	13%	54
SARASOTA CO. HEALTH DEPT # 58		40	14	26%	54
Salerno Bay Health & Rehabilitation Center		44	10	19%	54
MINUTECLINIC DIAGNOSTIC OF HAWAII LLC		47	7	13%	54
CAMBRIDGE SECURITY SERVICES		51	3	6%	54
FUTURE PEDIATRICS		51	3	6%	54
COLONY CARE CENTER		41	13	24%	54
FAMILY EXTENDED CARE OF PUNTA GORDA		54			54
UNITED LABORATORY SERVICES CORPORATION		38	16	30%	54
FAMILY HEALTH CENTER		40	14	26%	54
FLORIDA HEALTH CARE DELAND			54	100%	54
SAFARI PEDIATRICS PA		53	1	2%	54
SOMERSET			53	100%	53
MISSION OAKS ASSISTED LIVING		51	2	4%	53
NICEVILLE URGENT CARE		8	45	85%	53
WEST ISLIP URGENT CARE		48	5	9%	53
QUOTIENT SCIENCES LABS LLC			53	100%	53
GENTIVA HEALTH SERVICES CERTIFIED INC		50	3	6%	53
VPA PC LAB		48	5	9%	53
PROMEDICA SENIOR LIVING		51	2	4%	53
Osprey Point Nursing Center		51	2	4%	53
UNIVERSITY OF WEST FLORIDA, THE		52	1	2%	53
BARNES HEALTHCARE OF FLORIDA LLC		49	4	8%	53
ST VINCENTS PRIMARY CARE		47	5	10%	52
BRANDON COMMUNITY HEALTH CENTER		41	11	21%	52
INTERNAL MEDICINE SPECIALIST		46	6	12%	52
EMERGENCY PHYSICIANS MEDICAL CENTER LLC		34	18	35%	52
ADVENT HEALTH		49	3	6%	52
ERIC C MRSHAL, MD, PC #1842		49	3	6%	52
SNH BRFL TENANT LLC	2	50			52
LITTLE NECK URGENT CARE		50	2	4%	52
ROCHESTER GENERAL HOSPITAL LABORATORY		48	4	8%	52
CALHOUN COUNTY HEALTH DEPT		25	27	52%	52
VALENCIA HOUSE ALF		51	1	2%	52
AVANTE ST CLOUD		48	3	6%	51
LAKELAND REGIONAL HEALTH GATEWAY CENTER		28	23	45%	51
LPG PEDIATRICS AT PAGE FIELD		50	1	2%	51
ERDOX		49	2	4%	51

# COVID-19: testing by laboratory

Data through Mar 23, 2021 verified as of Mar 24, 2021 at 09:25 AM

Data in this report are provisional and subject to change.

The numbers in the table below represent the number of Florida and non-Florida residents for whom test results were received by the Department of Health. A person can be tested by more than one laboratory and can have both positive and negative results. **Therefore, the sum of the numbers in each column will be larger than the total number of people tested.**

Reporting lab	Inconclusive	Negative	Positive	Percent positive	Total
GOLDEN POND COMMUNITIES		51			51
INN AT THE FOUNTAINS, THE		34	17	33%	51
Jupiter Medical Center Pavilion		50	1	2%	51
PENNSYLVANIA DEPARTMENT OF HEALTH BUREAU OF LABORATORIES			51	100%	51
S-H THIRTY FIVE OPCO - ORANGE CITY, LLC		41	10	20%	51
BREVARD HEALTH ALLIANCE INC		48	3	6%	51
GULFVIEW MEDICAL INSTITUTE		51			51
BETHUNE-COOKMAN UNIVERSITY		32	18	36%	50
PORT ST. LUCIE - ZAXBY'S		50			50
WALGREENS #10373		48	2	4%	50
HILA BECKERMAN MD LLC	1	45	4	8%	50
SOUTH CAROLINA DEPT OF HEALTH AND ENVIRONMENT CONTROL		11	39	78%	50
BENTON HOUSE OF PORT ORANGE		44	6	12%	50
TRADITIONAL HOME HEALTH OF PALM BEACH INC		49	1	2%	50
SOUTHEAST ALABAMA MEDICAL CENTER			50	100%	50
PHILLIPPE RIDGE		38	12	24%	50
ALL AMERICAN URGENT CARE			50	100%	50
MIAMI CLINICAL RESEARCH CORP		11	39	78%	50
ADVENT HEALTH EXPRESS CARE		5	45	90%	50
ORCHID COVE AT DAYTONA		45	5	10%	50
HCTB INC		47	2	4%	49
INFINITY BIOLOGIX LLC OAKDALE		46	3	6%	49
ALLEGRO		47	2	4%	49
SOUTHSIDE HOSPITAL NORTHWELL HEALTH LABORATORY		42	7	14%	49
HEALTH FIRST - CAPE CANAVERAL HOSPITAL		1	48	98%	49
PRACTICE MANAGEMENT OF AMERICA, INC.		7	42	86%	49
SOLARIS SENIOR LIVING NORTH NAPLES		48	1	2%	49
DOH		23	26	53%	49
NORTHBROOK CENTER FOR☐		47	2	4%	49
SOFT CELL LABORATORIES		45	4	8%	49
THE TRADITION OF THE PALM BEACHES		48	1	2%	49
RAINBOW PEDIATRICS PC LLC / BREAKFAST POINT		38	11	22%	49
MIRIMUS CLINICAL LABS	1	20	28	57%	49
KESHAV RX LLC		41	8	16%	49
USF		1	48	98%	49
SPRING MANOR ASSISTED LIVING		48			48
SEWANEE MOLECULAR DIAGNOSTICS LABORATO		48			48
POPLAR HEALTHCARE PLLC	1	11	36	75%	48
GRAND OAKS OF PALM CITY LLC☐	1	41	6	13%	48
MINUTECLINIC DIAGNOSTIC OF SOUTH CAROL		44	4	8%	48
DOT DOC SARASOTA		43	5	10%	48
FHMG_CTR FOR SENIOR HEALTH		43	5	10%	48
PREMIER MEDICAL ASSOCIATES		46	2	4%	48
LPG PRIMARY CARE AT SURFSIDE		42	6	13%	48
NEW YORK PRESBYTERIAN - QUEENS DIAGNOSTIC		44	4	8%	48
PREMIER COMMUNITY HEALTHCARE GROUP INC		46	2	4%	48
CENTRA CARE – LAKE NONA		6	42	88%	48

# COVID-19: testing by laboratory

Data through Mar 23, 2021 verified as of Mar 24, 2021 at 09:25 AM

Data in this report are provisional and subject to change.

The numbers in the table below represent the number of Florida and non-Florida residents for whom test results were received by the Department of Health. A person can be tested by more than one laboratory and can have both positive and negative results. **Therefore, the sum of the numbers in each column will be larger than the total number of people tested.**

Reporting lab	Inconclusive	Negative	Positive	Percent positive	Total
CAREMED INTERNAL MEDICINE		30	18	38%	48
BAY CENTER HURRICANE SHELTER		48			48
THE TERRACE OF JACKSONVILLE		3	45	94%	48
S-H THIRTY FIVE OPCO - LUTZ, LLC		47	1	2%	48
GRAND AVENUE RX			48	100%	48
COURTYARD GARDENS OF JUPITER		48			48
NAPLES PEDIATRICS INC□		43	5	10%	48
QHC UPSTATE MEDICAL PC		40	8	17%	48
BENTLEY VILLAGE II		39	9	19%	48
Citymd Of Toms River		41	6	13%	47
VILLAGE ON THE ISLE□		42	5	11%	47
COMPLETE HOME CARE OF THE PALM BEACHES LLC		43	4	9%	47
FELICIDAD MEDICAL CENTER		1	46	98%	47
MADISON COUNTY MEMORIAL HOSPITAL LABORATORY		15	32	68%	47
ADVENT HEALTH - LAKE WALES		35	12	26%	47
HERNANDO ENDOSCOPY AND SURGERY CENTER		36	11	23%	47
NAVARRE GARDENS		41	6	13%	47
BLOCK NATION CHASE		38	9	19%	47
INTERLAB		1	46	98%	47
CAPE REGIONAL MEDICAL CENTER		45	2	4%	47
COLLIER BLVD HMA PHYSICIAN MANAGEMENT LLC		46			46
NORTH FLORIDA PEDIATRICS - JACKSONVILLE		41	5	11%	46
PREMIER PLACE HEALTHCARE AT THE GLENVIEW		46			46
FAMILY EXTENDED CARE OF WINTER HAVEN		44	2	4%	46
WINTER GARDEN REHAB AND NURSING CENTER		42	4	9%	46
MOBILE DOC FL, LLC		29	17	37%	46
HOME CARE PHARMACY		46			46
CITYMD OF MANAHAWKIN		44	2	4%	46
HARTFORD HEALTH SERVICES LLC		46			46
Guardian Care Nursing and Rehabilitation Center		46			46
NORTH FLORIDA / SOUTH GEORGIA VETERANS HEALTH SYSTEM		1	45	98%	46
KAPG ST AUGUSTINE SENIOR HOUSING OPCO LLC		37	9	20%	46
H LEE MOFFITT CANCER CENTER MICRO		46			46
ADVENTIST HEALTH SYSTEM FLORIDA		31	15	33%	46
LONG ISLAND JEWISH MED CTR		43	3	7%	46
ST ANTHONYS PRIMARY CARE LLC/JACKSON STREET			46	100%	46
INTERCOASTAL MEDICAL GROUP			46	100%	46
WG EVERGREEN WOODS SH LLC		46			46
ADVENT HEALTH MEDICAL GROUP OB GYN AT		40	6	13%	46
EAST MANATEE FAMILY	1	1	44	96%	46
NEXT MOLECULAR ANALYTICS		14	31	69%	45
ALLIANCE OF PHYSICIANS AGAINST COVID-19			45	100%	45
REDI-MED WALK-IN FAMILY CARE			45	100%	45
COLLIER URGENT CARE CENTERS		44	1	2%	45
NIGHT LITE PEDIATRICS CENTER LLC		10	35	78%	45
SOUTHPORT SQUARE HARBOUR HEALTH		45			45
CORNERSTONE PEDIATRICS		35	10	22%	45

# COVID-19: testing by laboratory

Data through Mar 23, 2021 verified as of Mar 24, 2021 at 09:25 AM

Data in this report are provisional and subject to change.

The numbers in the table below represent the number of Florida and non-Florida residents for whom test results were received by the Department of Health. A person can be tested by more than one laboratory and can have both positive and negative results. **Therefore, the sum of the numbers in each column will be larger than the total number of people tested.**

Reporting lab	Inconclusive	Negative	Positive	Percent positive	Total
COLLIER COUNTY JAIL		45			45
STUART URGENT CARE			45	100%	45
GRAMERCY PARK URGENT CARE		43	2	4%	45
MARIANNA HEALTH AND REHABILITATION CENTER		44	1	2%	45
TAMPA BAY CONCIERGE DOCTOR, LLC		43	2	4%	45
PANCARE HEALTH - BAY COUNTY - YOUNGSTOWN		40	5	11%	45
PATRICK MANOR INCORPORATED		45			45
TOTAL RENAL LABORATORIES INC		37	8	18%	45
LARA HEALTH AND WELLNESS CENTER LLC		45			45
CARE 4 U MANAGEMENT, INC			45	100%	45
BRP SH OPCO LLC		45			45
NEOGENOMICS LABORATORIES INC		45			45
HOLY NAME HOSPITAL LABORATORY		43	2	4%	45
THE MERIDIAN AT BOCA RATON	1	43			44
MORTON PLANT			44	100%	44
LINCOLN DIAGNOSTIC LAB		42	2	5%	44
CVS NY4098030POCT NEW YORK		44			44
PEDIATRICS OF CENTRAL FLORIDA – SAINT CLOUD	2	40	2	5%	44
BAPTIST URGENT CARE		41	3	7%	44
TGH URGENT CARE POWERED BY FAST TRACK			44	100%	44
Gulf Shore Care Center		39	5	11%	44
LUTHERAN HAVEN EXTENDED CONGREGATE CAR		44			44
ASHTON PLACE	3	37	4	9%	44
FLORIDA HOSPITAL		28	16	36%	44
LONG ISLAND UNIVERSITY - POST CAMPUS		44			44
DUVAL PHARMACY		32	11	26%	43
SAN CARLOS PHARMACY		39	4	9%	43
BRANCH MEDICAL CLINIC			43	100%	43
PRINCETON VILLAGE☐		39	4	9%	43
LAKE MARY KIDS CENTRA CARE		33	10	23%	43
PLAINVIEW URGENT CARE		40	3	7%	43
LAKE CO EMPLOYEE HEALTH AND WELLNESS CENTER		39	4	9%	43
PINELLAS INTERNAL MEDICINE ASSOCIATES	1	39	3	7%	43
PINES NURSING HOME		41	2	5%	43
VIP WALK IN CLINIC		21	22	51%	43
FIRST CHOICE URGENT CARE		12	31	72%	43
ISLAND URGENT CARE PLLC		41	2	5%	43
IMA MEDICAL CENTER		28	15	35%	43
RADIOLOGY ASSOCIATES OF VENICE AND ENGLEWOOD		41	2	5%	43
UNION MEDICAL CARE PLLC		43			43
WOLFF CTR FOR CHILD & ADOLESCENT HEALTH PLLC,THE		26	17	40%	43
WALGREENS 3145		40	3	7%	43
LYSTER ACH FT RUCKER AL		40	3	7%	43
ADVENTHEALTH MEDICAL GROUP FAMILY MEDICINE		38	5	12%	43
CLINICAL LABORATORY		42			42
ROYAL PALM SENIOR RESIDENCE		42			42
GEORGE E WEEMS MEMORIAL HOSPITAL LAB		32	10	24%	42



# COVID-19: testing by laboratory

Data through Mar 23, 2021 verified as of Mar 24, 2021 at 09:25 AM

Data in this report are provisional and subject to change.

The numbers in the table below represent the number of Florida and non-Florida residents for whom test results were received by the Department of Health. A person can be tested by more than one laboratory and can have both positive and negative results. **Therefore, the sum of the numbers in each column will be larger than the total number of people tested.**

Reporting lab	Inconclusive	Negative	Positive	Percent positive	Total
KIVA AT CANTERBURY		25	17	40%	42
GUIDEWELL EMERGENCY MEDICINE DOCTORS LLC		17	25	60%	42
BIOREFERENCE LABORATORIES INC		3	39	93%	42
MILLENIA ADVANCED SCIENTIFIC LLC			42	100%	42
LOURDES HOSPITAL INC		40	2	5%	42
MAIMONIDES-SHALOM ACADEMY, INC		41	1	2%	42
Atlantic Shore Nursing and Rehab		42			42
CVS MINUTE CLINIC DIAGNOSTIC OF NORTH CAROL		36	6	14%	42
BENTON HOUSE OF ST. JOHNS		40	2	5%	42
PACIFICA SENIOR LIVING OCALA		37	5	12%	42
SUNCOAST TECHNICAL COLLEGE SCHOOL OF HEALTH		42			42
URGENT CARE & WELLNESS CENTER		10	32	76%	42
UNIVERSITY OF ALABAMA		38	3	7%	41
PEDIATRICS OF CENTRAL FLORIDA KISSI		33	8	20%	41
MID-FLORIDA PATHOLOGY, LLC		33	8	20%	41
MINUTECLINIC, LLC		36	5	12%	41
COURTYARD GARDENS OF BOYNTON BEACH, LLC		38	3	7%	41
CITRUS COUNTY HEALTH DEPARTMENT		35	6	15%	41
University Hills health and Rehabilitation		31	10	24%	41
WHITE-WILSON MEDICAL CENTER		30	11	27%	41
CROSSROADS URGENT CARE		26	15	37%	41
ATRIA WILLOW WOOD		39	2	5%	41
STAT ONE URGENT CARE CENTER		2	39	95%	41
FLORIDA HOSPITAL NEW SMYRNA		4	37	90%	41
A & R RESEARCH GROUP		35	6	15%	41
AVALON PARK RETIREMENT RESIDENCE		40	1	2%	41
IMA MEDICAL GROUP POINCIANA		18	23	56%	41
OPTUMCARE SOUTH FLORIDA, LLC		34	7	17%	41
ADVANCE URGENT CARE CENTER, LLC		2	39	95%	41
OCOEE PEDIATRICS		34	7	17%	41
BRONX LEBANON HOSPITAL-MEDICAL CENTER		37	4	10%	41
NORTHWELL HEALTH PLAINVIEW HOSPITAL LABORATORY		32	9	22%	41
LONGLEAF DIAGNOSTIC LABORATORIES		11	29	73%	40
ADVENT HEALTH CENTRA CARE - LAKE LAND		30	10	25%	40
CLINICAL PATHOLOGY LABORATORIES, INC		40			40
SANTA BARBARA CARE CENTER		23	17	43%	40
DOCTORS CENTER PA,THE		35	5	13%	40
ST JOSEPHS HOSPITAL SOUTH HOSPITAL			40	100%	40
POINTE AT NEW PORT PLACE,THE		40			40
CAPITAL REGIONAL MEDICAL CENTER		2	38	95%	40
PRIDE DIAGNOSTICS		24	16	40%	40
NORTH CAROLINA DEPARTMENT OF HEALTH & HUMAN SERVICES	1		39	98%	40
CITY OF CAPE CORAL		34	6	15%	40
M&V SAN JOSE MEDICAL CENTER			40	100%	40
BROOKDALE BRANDON	1	38			39
MAIN STREET MEDICAL CENTER OF CRESTVIEW PA		20	19	49%	39
BAYSHORE PATHOLOGY CONSULTANTS PA		37	2	5%	39

# COVID-19: testing by laboratory

Data through Mar 23, 2021 verified as of Mar 24, 2021 at 09:25 AM

Data in this report are provisional and subject to change.

The numbers in the table below represent the number of Florida and non-Florida residents for whom test results were received by the Department of Health. A person can be tested by more than one laboratory and can have both positive and negative results. **Therefore, the sum of the numbers in each column will be larger than the total number of people tested.**

Reporting lab	Inconclusive	Negative	Positive	Percent positive	Total
MEDEX MEDICAL EXPRESS OF PALATKA LLC			39	100%	39
JFK MEDICAL CENTER NORTH LAB		1	38	97%	39
VANDERBILT UNIVERSITY MEDICAL CENTER		35	4	10%	39
GENEXPERT			39	100%	39
BRIDGEVIEW CENTER LLC		27	12	31%	39
CEDAR CREEK AT KINGS BAY INC		39			39
BAY COUNTY JAIL ANNEX		34	5	13%	39
CLINICAL RESEARCH SEQUENCING PLATFORM		8	31	79%	39
BIOFIRE		7	32	82%	39
JUNIPER VILLAGE AT CAPE CORAL		34	5	13%	39
SUNSHINE ASSISTED LIVING		39			39
LAKE INTERNAL MEDICINE ASSOCIATES PA		32	7	18%	39
GUYAN VALLEY WELLNESS CENTER		32	7	18%	39
WG BAYPOINT VILLAGE SH LLC		38	1	3%	39
BOND CLINIC, PA		9	29	76%	38
STETSON UNIVERSITY STUDENT HEALTH CENTER		3	35	92%	38
CCRC @ SUNFLOWER LLC		35	3	8%	38
MINUTECLINIC DIAGNOSTIC OF NORTH CAROLINA		37	1	3%	38
ATRIA SAN PABLO		36	2	5%	38
CORRECTIONAL MEDICAL GROUP		27	11	29%	38
HOMEWOOD RESIDENCE AT FREEDOM PLAZA		37	1	3%	38
FLORIDA DEPARMENT OF HEALTH CLAY COUNTY		25	13	34%	38
EASTERN SHORE URGENT CARE		27	11	29%	38
AUTUMN OF SARASOTA		12	26	68%	38
MOLECULAR DIAGNOSTICS		5	33	87%	38
ANDALUSIA HEALTH		21	17	45%	38
STEWARD MEDICAL GROUP, INC		21	17	45%	38
SHERMAN-ABRAMS LABORATORY INC		34	4	11%	38
PREMISE HEALTH MIA		1	37	97%	38
Life Care Center of Citrus County		37	1	3%	38
HIGHLANDS COUNTY FIRE RESCUE		38			38
Bon Secours Maria Manor		33	5	13%	38
CDR MAGUIRE - MIAMI BEACH CC MISSION 17388		2	35	95%	37
PONCE THERAPY CARE CENTER		34	3	8%	37
HOLZER HEALTH CENTER		5	32	86%	37
ST AUGUSTINE PEDIATRIC ASSOC		33	4	11%	37
NIGHT LITE PEDIATRIC CENTER		10	27	73%	37
LABCORP		15	22	59%	37
MAKO MEDICAL		21	16	43%	37
ADVENTHEALTH MEDICAL GROUP MULTISPECIALTY			37	100%	37
BULLS HEAD URGENT CARE		35	2	5%	37
BELVEDERE COMMONS OF SUN CITY CENTER		37			37
HR SARASOTA OPERATOR LLC		25	12	32%	37
ST JOSEPHS CHILDRENS OUTREACH			37	100%	37
FAMILY EXTENDED CARE OF SEBRING INC		35	2	5%	37
ACCURATE DIAGNOSTIC LAB		35	2	5%	37
PATHOGENIUS LABORATORIES		30	7	19%	37

# COVID-19: testing by laboratory

Data through Mar 23, 2021 verified as of Mar 24, 2021 at 09:25 AM

Data in this report are provisional and subject to change.

The numbers in the table below represent the number of Florida and non-Florida residents for whom test results were received by the Department of Health. A person can be tested by more than one laboratory and can have both positive and negative results. **Therefore, the sum of the numbers in each column will be larger than the total number of people tested.**

Reporting lab	Inconclusive	Negative	Positive	Percent positive	Total
TAYLORVILLE FAMILY MEDICINE		30	7	19%	37
THE MEDICAL GROUP OF SOUTH FLORIDA INC		33	4	11%	37
CONNECTICUT DEPARTMENT OF HEALTH		22	15	41%	37
LIGHTHOUSE PEDIATRICS OF NAPLES		33	4	11%	37
MINUTECLINIC DIAGNOSTIC OF RHODE ISLAND, LLC #1544		36	1	3%	37
BITTINGS APOTHECARY INC		33	4	11%	37
THE COLLIER AT NAPLES		36	1	3%	37
INNOVATION CLINICAL TRIALS, INC			37	100%	37
ONE MILO		37			37
WASHINGTON COUNTY HEALTH DEPARTMENT		24	12	33%	36
ALWAYS BEST CARE SENIOR SERVICES		33	3	8%	36
BVL/LITTLE ANGEL PEDIATRICS		36			36
HARMONY HEALTH OPCO, LLC		15	21	58%	36
SOMA MEDICAL CENTER PA #3		5	31	86%	36
LPG PULMONOLOGY-COCONUT POINT		31	5	14%	36
LPG CONVENIENT CARE AT METRO		33	3	8%	36
PROFESSIONAL PEDIATRICS		34	2	6%	36
ROADS PEDIATRICS,LLC		34	2	6%	36
WUESTHOFF MEMORIAL HOSPITAL			35	100%	35
PARKSIDE HEALTH AND REHABILITATION CENTER			35	100%	35
COASTAL LABORATORIES OF FLORIDA		32	3	9%	35
D W MCMILLAN MEMORIAL HOSPITAL		24	11	31%	35
POARCH BANC CREEK INDIANS TRIBAL HEALTH DEPARTMENT			35	100%	35
BOCA TOXICOLOGY LLC		33	2	6%	35
MINUTECLINIC DIAGNOSTIC MEDICAL GROUP		32	3	9%	35
ADVENT HEALTH - FISH MEMORIAL		2	33	94%	35
NEWPATH DIAGNOSTICS		27	8	23%	35
COLLIER HMA PHYSICIAN MANAGEMENT LLC		27	8	23%	35
ISLAND LAKE CENTER		14	21	60%	35
P23 LABS		35			35
IRL		4	31	89%	35
PATHGROUP		9	26	74%	35
NEUROINTERNATIONAL SARASOTA		32	3	9%	35
ADULT MEDICINE OF LAKE COUNTY INC			35	100%	35
SIDDH INC DBA SAN CARLOS PHARMACY		33	2	6%	35
MAINSTREET FAMILY URGENT CARE		1	34	97%	35
PECONIC BAY MEDICAL CENTER LABORATORY		26	9	26%	35
University Hospital		30	5	14%	35
ST. MARYS MEDICAL CENTER		1	34	97%	35
VIKOR SCIENTITIC		5	30	86%	35
NCHD		21	14	40%	35
MINUTECLINIC DIAGNOSTIC OF MICHIGAN		32	3	9%	35
VETERANS AFFAIRS MEDICAL CENTER - NEW YORK HARBOR		34	1	3%	35
BENTON HOUSE OF CLERMONT		35			35
PALM POINT BEHAVIORAL HEALTH		35			35
ENCOMPASS HEALTH REHABILITATION HOSPITAL OF LARGO		32	3	9%	35
CAREHERE LAKE SCHOOLS EMPLOYEE HEALTH CENTER		24	11	31%	35

# COVID-19: testing by laboratory

Data through Mar 23, 2021 verified as of Mar 24, 2021 at 09:25 AM

Data in this report are provisional and subject to change.

The numbers in the table below represent the number of Florida and non-Florida residents for whom test results were received by the Department of Health. A person can be tested by more than one laboratory and can have both positive and negative results. **Therefore, the sum of the numbers in each column will be larger than the total number of people tested.**

Reporting lab	Inconclusive	Negative	Positive	Percent positive	Total
FHMG – FLORIDA HOSPITAL MEDICAL GROUP		25	10	29%	35
ST LUCIE COUNTY JAIL		26	9	26%	35
JOHN KNOX VILLAGE OF CENTRAL FLORIDA		30	4	12%	34
MIDDLETOWN MEDICAL P C		24	10	29%	34
WALGREENS COVID-19		27	7	21%	34
TUSCAN GARDENS OF DELRAY BEACH MANAGEMENT COMPANY,		34			34
BAY STREET PHARMACY☐		32	2	6%	34
LONG TERM CARE OF GULF BREEZE LLC		30	4	12%	34
FLORIDA PEDIATRIC GROUP PA		28	6	18%	34
HARBORCHASE OF WELLINGTON CROSSING		32	2	6%	34
RASHDA ALBIBI M.D. P.A.		31	3	9%	34
MEDCOMP SCIENCES			34	100%	34
MINUTECLINIC DIAGNOSTIC OF LOUISIANA		32	2	6%	34
RESIDENTIAL PLAZA AT BLUE LAGOON INC		31	3	9%	34
AYERS NURSING AND REHABILITATION CENTER		34			34
SOUTHEASTERN OUTPATIENT SURGERY CENTER		31	3	9%	34
PREMIUM HEALTH SERVICES OF TAMPA BAY LLC		18	16	47%	34
SOUTHCOM LABORATORY		4	30	88%	34
THE SPRINGS OF PARC HILL		33	1	3%	34
PARAMOUNT WALK-IN CLINIC		1	33	97%	34
REDI-MED WALK IN FAMILY CLINIC			34	100%	34
BASSETTI MEDICAL RESEARCH INC		28	6	18%	34
Consulate Health Care of Orange Park		27	6	18%	33
METRO KNOXVILLE HMA		25	8	24%	33
JACKSON HEALTH SYSTEM		2	31	94%	33
DCH REGIONAL MEDICAL CENTER LABORATORY		32	1	3%	33
REHAB AND HEALTHCARE CENTER OF CAPE CORAL		33			33
JAMAICA HOSPITAL MEDICAL CENTER		29	4	12%	33
BOND CLINIC		3	30	91%	33
CENTRAL FLORIDA HEALTH CARE INC WAUCHULA SITE 2		26	7	21%	33
PHYSICIAN ASSOCIATES LLC		26	7	21%	33
WESTWOOD NURSING AND REHABILITATION		28	5	15%	33
WALK IN MEDICAL URGENT CARE		33			33
WELLMED AT NEW TAMPA		23	10	30%	33
PORT SAINT JOHN FAMILY PRACTICE		21	12	36%	33
AHSE ROP		32	1	3%	33
VETERAN AFFAIRS MEDICAL CENTER - JAMES J PETERS		30	3	9%	33
PHOSPHORUS DIAGNOSTICS		27	6	18%	33
FAMILY AND INTERNAL MEDICINE AT AVALON PARK		29	4	12%	33
Kensington Gardens		33			33
CORAL HOUSE ASSISTED LIVING COMMUNITY LLC		33			33
FLORIDA DEPARTMENT OF HEALTH IN MONROE COUNTY		27	6	18%	33
AMMON ANALYTICAL LABORATORIES		29	4	12%	33
SANFORD MOBILE LAB PGA TOUR		32	1	3%	33
VILLA COURT LLC		33			33
NIGHT LITE PEDIATRICS URGENT CARE CENTER			33	100%	33
AMBRY GENETICS CORPORATION	23	10			33

# COVID-19: testing by laboratory

Data through Mar 23, 2021 verified as of Mar 24, 2021 at 09:25 AM

Data in this report are provisional and subject to change.

The numbers in the table below represent the number of Florida and non-Florida residents for whom test results were received by the Department of Health. A person can be tested by more than one laboratory and can have both positive and negative results. **Therefore, the sum of the numbers in each column will be larger than the total number of people tested.**

Reporting lab	Inconclusive	Negative	Positive	Percent positive	Total
ALAN A SMITH MD LLC		31	2	6%	33
GREENRIDGE GROUP HOME	3	11	19	58%	33
NORTH FLORIDA PHARMACY		31	2	6%	33
OPIS COQUINA CENTER		32			32
LEE COMMUNITY HEALTHCARE - LEHIGH		28	4	13%	32
UNION MEDICAL CARE		32			32
COMMUNITY MEDICAL CARE CENTER INC			32	100%	32
WARDE MEDICAL LABORATORY		24	8	25%	32
STATEN ISLAND UNIVERSITY HOSPITAL-POUCH		31	1	3%	32
TRADITIONAL HOME CARE INC		31	1	3%	32
ORLANDO CLINICAL RESEARCH CENTER		30	2	6%	32
WESTMINSTER ST AUGUSTINE		32			32
ARCPPOINT LABS OF WEST PALM BEACH		1	31	97%	32
FLORIDA PRESBYTERIAN HOMES INC		31	1	3%	32
UNIVERSITY MEDICAL CTR OF PRINCETON AT		30	2	6%	32
LAKE SHERIFF		31	1	3%	32
LAKE COUNTY SCHOOLS EMPLOYEE HEALTH CENTER		21	11	34%	32
CITRUS CARE CLINIC			32	100%	32
IPSUM DIAGNOSTICS		3	29	91%	32
PASSPORT HEALTH ORLANDO		32			32
TRIPLE O MEDICAL SVCES INC		29	3	9%	32
CHILDRENS CLINIC		11	21	66%	32
EP MEDICAL EQUIPMENT PHARMACY		28	4	13%	32
ORTHOPAEDIC SURGERY CENTER		32			32
Heartland Health Care Center North Sarasota		18	14	44%	32
BROOKDALE CANOPY OAKS			32	100%	32
VETERANS HOME			32	100%	32
COLORADO DEPARTMENT OF HEALTH LABORATORY SERVICES DIVISION			32	100%	32
ALABAMA CLINICS		16	16	50%	32
MINUTE CLINIC LLC #2216		30	2	6%	32
EVERLYWELL		18	14	44%	32
FORT CAROLINE GARDENS, INC		29	2	6%	31
MICHAEL J D'AMBROSE MD PA		29	2	6%	31
REGENCY PARK ASSISTED LIVING FACILITY		29	2	6%	31
PREMIER URGENT CARE CENTER LLC			31	100%	31
ADVENTHEALTH MEDICAL GROUP FAMILY MEDICINE AT RDV		31			31
JUPITER MEDICAL CENTER PHYSICIANS GROUP, INC		28	3	10%	31
UR CARE FAMILY AND SPORTS MEDICINE			31	100%	31
COLLIER ANESTHESIA PAIN LLC		31			31
DISCOVERY COMMONS AT BRADENTON		31			31
ENT AND ALLERGY ASSOCIATES OF FLORIDA LLC		30	1	3%	31
AMERICAN ESOTERIC LABORATORIES		15	16	52%	31
HEALTH FIRST - VIERA HOSPITAL		1	30	97%	31
HOLLISMED LLC		29	2	6%	31
EASYCARE WALK-IN CLINIC	1	11	19	61%	31
NAPHCARE, INC.		21	10	32%	31
TANVIR H SHAGAR NP		26	5	16%	31



# COVID-19: testing by laboratory

Data through Mar 23, 2021 verified as of Mar 24, 2021 at 09:25 AM

Data in this report are provisional and subject to change.

The numbers in the table below represent the number of Florida and non-Florida residents for whom test results were received by the Department of Health. A person can be tested by more than one laboratory and can have both positive and negative results. **Therefore, the sum of the numbers in each column will be larger than the total number of people tested.**

Reporting lab	Inconclusive	Negative	Positive	Percent positive	Total
FLAGLER HOSPITAL INC	2		29	94%	31
GRAND VILLA OF NEW PORT RICHEY		24	7	23%	31
LONG BEACH URGENT CARE		31			31
MEDICAL PAVILION CLINIC		19	12	39%	31
LabCorp L#09258130 M#09258125		12	19	61%	31
ADVANCED URGENT CARE		12	19	61%	31
UNIPATH		24	7	23%	31
ATLAN		26	5	16%	31
Wiregrass Rehabilitation Center and Nursing Home		28	2	7%	30
OAK HARBOR ASSISTED LIVING FACILITY		27	3	10%	30
AMEERAH LABS			30	100%	30
CHIPOLA MEDICAL ASSOCIATES		10	20	67%	30
PERDIDO URGENT CARE		1	29	97%	30
GROWING TOGETHER PEDIATRICS, LLC		26	4	13%	30
CARILLON SPORTS AND FAMILY MEDICINE		23	7	23%	30
IMMEDIATE CARE PA		26	4	13%	30
BOCA BIOLISTIC REFERENCE LAB			30	100%	30
WEINBERG VILLAGE		29	1	3%	30
MAGNOLIA DIAGNOSTICS, LLC		3	27	90%	30
ADVENT HEALTH PRIMARY CARE PLUS, WINTER GARDEN		26	4	13%	30
AMELIA ASSISTED LIVING FACILITY		30			30
HERITAGE WATERSIDE		27	3	10%	30
LAKE MARY - STIRLING CENTER SUITE 202			30	100%	30
OAKS OF CLEARWATER, THE		27	3	10%	30
Okeechobee Health Care Facility		16	14	47%	30
COUNTY OF LOS ANGELES			30	100%	30
OAKMONTE VILLAGE		29	1	3%	30
ROCKLAND URGENT CARE FAMILY HEALTH NP		29	1	3%	30
GRAND VILLA OF ALTAMONTE SPRINGS		23	7	23%	30
THE TERRACE AT IVY ACRES ALF		11	19	63%	30
ADVENTHEALTH MEDICAL GROUP FAMILY & INTERNAL		11	19	63%	30
FORT VALLEY STATE UNIVERSITY		29	1	3%	30
RIVERHEAD URGENT CARE		29	1	3%	30
CLINCLOUD, LLC			30	100%	30
WINDSOR WOODS REHAB & HEALTHCARE CTR		29	1	3%	30
MINUTE CLINIC DIAGNOSTIC OF SC, LLC #75		29	1	3%	30
ST PETER'S BENDER LABORATORY		28	1	3%	29
CENTER ONE SURGERY CENTER		24	5	17%	29
DUVAL COUNTY HEALTH DEPARTMENT		29			29
A AND R RESEARCH GROUP LLC		25	4	14%	29
SANDALWOOD NURSING CENTER		29			29
CDC		17	12	41%	29
UNIV OF ROCHESTER-STRONG MEMORIAL HOSP		28	1	3%	29
BAPTIST PRIMARY BLACK CREEK SOUTH			29	100%	29
PALMS, THE		29			29
PANCARE HEALTH - BONIFAY K-8			29	100%	29
Rehabilitation Center of the Palm Beaches		29			29

# COVID-19: testing by laboratory

Data through Mar 23, 2021 verified as of Mar 24, 2021 at 09:25 AM

Data in this report are provisional and subject to change.

The numbers in the table below represent the number of Florida and non-Florida residents for whom test results were received by the Department of Health. A person can be tested by more than one laboratory and can have both positive and negative results. **Therefore, the sum of the numbers in each column will be larger than the total number of people tested.**

Reporting lab	Inconclusive	Negative	Positive	Percent positive	Total
STEWARD MELBOURNE HOSPITAL			29	100%	29
DAVID LAWRENCE CENTER		25	4	14%	29
INTERIM HEALTHCARE OF NORTHWEST FLORIDA INC		27	2	7%	29
MD NOW MEDICAL CENTERS, INC.		26	3	10%	29
P4CLINICAL	3	2	24	83%	29
NEMOURS CHILDRENS CLINIC		22	7	24%	29
NAPHCARE INC		24	5	17%	29
PALM GARDEN OF JACKSONVILLE		27	2	7%	29
FAMILY CARE PARTNERS URGENT CARE LLC		23	6	21%	29
CITY OF OCALA EMPLOYEE HEALTH AND WELLNESS CENTER		23	6	21%	29
SUNTREE INTERNAL MEDICINE		29			29
ROBERT H JENKINS JR VETERANS' DOMICILIARY HOME OF		26	3	10%	29
ACCESS 365 URGENT CARE		9	20	69%	29
LPG PRIMARY CARE AT PINE ISLAND		26	3	10%	29
NURSES HELPING HANDS INC ALF		29			29
WEISS PEDIATRIC CARE LLC		16	13	45%	29
RENAISSANCE SENIOR LIVING	1	28			29
FLORIDA ENDOSCOPY & SURGERY CTR LLC		29			29
COMPREHENSIVE CHILDCARE		23	6	21%	29
MINUTE CLINIC, LLC DBA MINUTECLINIC #4505		27	2	7%	29
CIGNA PBSO WEST PALM			29	100%	29
STUART REHABILITATION AND HEALTHCARE		14	15	52%	29
FAST PACE MEDICAL CLINIC		26	3	10%	29
ISLAMORADA VILLAGE OF ISLANDS FIRE RESCUE		27	2	7%	29
PRO HEALTH HARMONY		29			29
MIGUEL E TREVINO MD PA		25	4	14%	29
EVIVIA		29			29
CAPE CORAL HOSPITAL ABG LABORATORY		16	13	45%	29
UCLA HEALTHCARE CLINICAL LABS		23	5	18%	28
DOCTOR TODAY TLC LLC			28	100%	28
THORNBURG PEDIATRICS		26	2	7%	28
CERON PEDIATRICS & INTEGRATIVE MEDICIN		28			28
DAVENPORT PEDIATRICS CLERMONT PA		26	2	7%	28
ACTIVE SENIOR LIVING		26	2	7%	28
EAST CENTRAL FLORIDA OUTPATIENT IMAGING		18	10	36%	28
SYNIVERSE WELLNESS CENTER		24	4	14%	28
MARION PEDIATRICS PA		21	7	25%	28
CHILDREN'S MEDICAL CENTER			28	100%	28
NATIONAL MENTOR HEALTHCARE LLC			28	100%	28
MINUTECLINIC DIAGNOSTIC OF RHODE ISLAND, LLC #212		28			28
PORT ST LUCIE HOSPITAL		25	3	11%	28
Cleveland Clinic Laboratories		4	24	86%	28
HUNTINGTON STATION URGENT CARE		27	1	4%	28
KEY PRIMARY CARE			28	100%	28
GREENSBORO PATHOLOGY LLC		26	2	7%	28
LAKELAND NURSING AND REHABILITATION CENTER			28	100%	28
ORANGE PEDIATRICS			28	100%	28

# COVID-19: testing by laboratory

Data through Mar 23, 2021 verified as of Mar 24, 2021 at 09:25 AM

Data in this report are provisional and subject to change.

The numbers in the table below represent the number of Florida and non-Florida residents for whom test results were received by the Department of Health. A person can be tested by more than one laboratory and can have both positive and negative results. **Therefore, the sum of the numbers in each column will be larger than the total number of people tested.**

Reporting lab	Inconclusive	Negative	Positive	Percent positive	Total
SUNSHINE PEDIATRICS OF CENTRAL FLORIDA PL		26	2	7%	28
LABORATORY ALLIANCE OF CENTRAL NEW YORK		27	1	4%	28
EDEN AT CRESTVIEW		12	16	57%	28
ASTORIA HEALTH AND REHABILITATION CENTER		27	1	4%	28
CARDIOLOGY AND MEDICINE ASSOCIATES INC		27	1	4%	28
BROOKDALE PHILLIPPI CREEK			28	100%	28
Signature Healthcare of Ormond		28			28
GRAND LIVING AT LAKEWOOD RANCH		27	1	4%	28
FAMILY CARE PARTNERS		18	10	36%	28
UNIVERSITY OF ILLINOIS VETERINARY DIAG	1	26	1	4%	28
NORTH PINELLAS CHILDRENS MEDICAL CENTER			28	100%	28
UNIVERSITY BEHAVIORAL CENTER		28			28
JOSEF SCHENKER MD PC DBA CENTERS URGENT		26	2	7%	28
STEINHATCHEE DRUGS		22	6	21%	28
URGENT CARE CENTER			28	100%	28
LAKE PLACID HEALTH AND REHABILITATION		1	27	96%	28
PULSE & REMEDY LLC		13	15	54%	28
SPANISH RIVER HIGH SCHOOL ESE		23	4	15%	27
LEXINGTON PLACE SENIOR LIVING COMMUNITY		27			27
TGH URGENT CARE - RIVERVIEW			27	100%	27
EXPRESS CARE OF BELLEVIEW		27			27
UNION CHD		24	3	11%	27
HEALTHPARK MEDICAL CENTER ABG LAB		26	1	4%	27
THE COMMONWEALTH OF MASSACHUSETTS		1	26	96%	27
GULFSIDE HOSPICE INC		24	3	11%	27
BROWARD HEALTH IMPERIAL POINT NURSING			27	100%	27
PINELLAS 1 HOME HEALTH CARE CORP		27			27
CHILDRENS MEDICAL CENTER			27	100%	27
VICK STREET MANOR		27			27
ATRIA LADY LAKE		27			27
FIRST CHOICE PEDIATRICS LOOP		25	2	7%	27
KIVA AT CANTERBURY, LLC		27			27
BROOKDALE SOUTHPOINT			27	100%	27
JOSEPH SCHENKER MD PC DBA CENTERS URGENT		24	3	11%	27
STATCARE URGENT & WALK IN MEDICAL CARE		24	3	11%	27
BROOKDALE UNIVERSITY HOSPITAL		25	2	7%	27
RESIDENCE AT BAY VUE		26	1	4%	27
THE PALMS PHARMACY, INC		24	3	11%	27
LOOP PEDIATRICS		22	5	19%	27
WIREGRASS CLINIC LLC		22	5	19%	27
MINUTE CLINIC DIAGNOSTIC OF VIRGINIA, LLC		27			27
SUNCOAST LABS			27	100%	27
ADVENT HEALTH MEDICAL GROUP- FAMILY MEDICINE AT DR. PHILIPS		21	5	19%	26
LABORATORY MEDICINE CONSULTANTS-LMC PA		24	2	8%	26
URGENT FAMILY CARE INC		23	3	12%	26
BAYCARE HEALTH SYSTEMS, LLC			26	100%	26
PULMONARY SPECIALISTS OF THE PALM BEACHES		16	10	38%	26

# COVID-19: testing by laboratory

Data through Mar 23, 2021 verified as of Mar 24, 2021 at 09:25 AM

Data in this report are provisional and subject to change.

The numbers in the table below represent the number of Florida and non-Florida residents for whom test results were received by the Department of Health. A person can be tested by more than one laboratory and can have both positive and negative results. **Therefore, the sum of the numbers in each column will be larger than the total number of people tested.**

Reporting lab	Inconclusive	Negative	Positive	Percent positive	Total
EXPRESS FAMILY CARE LLC		11	15	58%	26
OAKTREE HEALTHCARE			26	100%	26
ADVENT HEALTH PARTIN SETTLEMENT HEALTH PARK		18	8	31%	26
MONTEFIORE NEW ROCHELLE HOSPITAL		24	2	8%	26
Clearwater Center		12	14	54%	26
EPIC REFERENCE LABS INC			26	100%	26
MARTHA'S HOUSE & ASSISTED LIVING FACILITY		26			26
GASTROENTEROLOGY ASSOCIATES OF PENSACOLA PA		23	3	12%	26
RAINBOW PEDIATRICS		1	25	96%	26
TREEHOUSE PEDIATRICS & FAMILY CARE		26			26
MULBERRY'S MOBILE PROVIDER SERVICES LLC		12	14	54%	26
ABL MEDICAL CARE LLC			26	100%	26
MINUTECLINIC, LLC #4230		22	4	15%	26
THE MINIER URGENT CARE		20	6	23%	26
GOOD SAMARITAN HOSPITAL LABORATORY		23	3	12%	26
COLORADO DEPARTMENT OF PUBLIC HEALTH AND ENVIRONMENT			26	100%	26
LAKES DIALYSIS CENTER INC			26	100%	26
MONCRIEF ARMY HEALTH CLINIC			26	100%	26
CAMP BOGGY CREEK		26			26
MARYLAND DEPARTMENT OF HEALTH			26	100%	26
HOLIDAY MEDICAL ASSOCIATES		1	25	96%	26
BOCA SIMON LAB		1	25	96%	26
SANITAS		4	22	85%	26
CRESTVIEW IMMEDIATE CARE LL		3	23	88%	26
MINUTECLINIC DIAGNOSTIC OF TEXAS		22	4	15%	26
MINUTECLINIC, LLC #08366		21	5	19%	26
Grand Villa of Clearwater		24	2	8%	26
PALM BEACH COUNTY FIRE RESCUE		24	2	8%	26
DARDEN WELLNESS CENTER		23	3	12%	26
VASSAR BROTHERS MEDICAL CENTER LABORATORY		25	1	4%	26
MINUTE CLINIC DIAGNOSTIC OF VIRGINIA		21	5	19%	26
MINIMALLY INVASIVE VASCULAR INC		24	2	8%	26
PARK WEST MEDICAL CENTER		25	1	4%	26
LOT HEALTH SERVICES	1	25			26
EAST HILL MEDICAL GROUP		17	9	35%	26
WEST BROWARD CARE CENTER		24	2	8%	26
FLORIDA MEDICAL CLINIC - MULTI SPECIALTY CAMPUS		9	17	65%	26
CARE HERE		3	23	88%	26
BUREAU OF PUBLIC HEALTH	1	6	19	73%	26
WAKULLA COUNTY HEALTH DEPARTMENT		12	14	54%	26
BROOKWOOD BAPTIST MEDICAL CENTER		25	1	4%	26
COASTAL COMPLETE CARE		11	14	56%	25
MINUTECLINIC DIAGNOSTIC OF PENNSYLVANI		24	1	4%	25
ARTHREX MEDICAL CENTER EAST		20	5	20%	25
Casa Mora Rehabilitation & Extended Care		25			25
GREEN GABLES ASSISTED LIVING FACILITY		25			25
DELRAY BEACH FACIAL PLASTIC SURGERY		25			25

# COVID-19: testing by laboratory

Data through Mar 23, 2021 verified as of Mar 24, 2021 at 09:25 AM

Data in this report are provisional and subject to change.

The numbers in the table below represent the number of Florida and non-Florida residents for whom test results were received by the Department of Health. A person can be tested by more than one laboratory and can have both positive and negative results. **Therefore, the sum of the numbers in each column will be larger than the total number of people tested.**

Reporting lab	Inconclusive	Negative	Positive	Percent positive	Total
Summit Medical Group Westfield Lab		22	3	12%	25
ADVENT HEALTH EXPRESS		9	16	64%	25
COOPER HEALTHCARE		22	3	12%	25
MADWAR		19	6	24%	25
CARENOW - DOWNTOWN NORTH GULCH		24	1	4%	25
MAYO CLINIC JACKSONVILLE		1	24	96%	25
SOUTH FLORIDA DIALYSIS CENTER		8	17	68%	25
JOSEF SCHENKER MD PC		25			25
THE WATERMARK AT VISTAWILLA		25			25
FEDERAL PRISON CAMP PENSACOLA			25	100%	25
ST. CLOUD HOSPITAL		20	5	20%	25
WESTPAC LABS		1	24	96%	25
MD BEAUTY LABS, PA		23	2	8%	25
TALLAHASSEE DEVELOPMENTAL CENTER☐		24	1	4%	25
ASSISTED LIVING OF BROWARD		25			25
ADVENT HEALTH - LAKE MARY PEDIATRICS		16	9	36%	25
WOMENS CARE FLORIDA LABORATORY		25			25
RJ LEE GROUP	1	23	1	4%	25
COASTAL SKIN SURGERY AND DERMATOLOGY		18	7	28%	25
HUNT CLUB PEDIATRIC ASSOCIATES LLC		21	4	16%	25
CANTON-POTSDAM HOSPITAL LABORATORY		24	1	4%	25
SUNQUEST		3	22	88%	25
LEE MEMORIAL HEALTH SYSTEM D/B/A LEE COMMUNITY		23	2	8%	25
ARCPPOINT LABS OF FORT LAUDERDALE		25			25
PHYSICIANS PRIMARY CARE OF SW FLORIDA PL		24			24
MEDEXPRESS URGENT CARE - BLOOMINGTON		21	3	13%	24
THE CHAPPEL GROUP RESEARCH		24			24
SENIOR LIVING IV SUN CITY LLC		17	7	29%	24
ENGLEWOOD HOSPITAL AND MEDICAL CENTER		19	5	21%	24
PALMS MEDICAL GROUP - LAKE CITY WEST		3	21	88%	24
NOVANT HEALTH		18	6	25%	24
EC OPCO TIMBERLIN PARC LLC		24			24
WELLNOW URGENT CARE		23	1	4%	24
SPRINGWOOD COURT		19	5	21%	24
WESTMINSTER WOODS ON JULINGTON CREEK		22	2	8%	24
AVENTIS BIO-SERVICES CTL		24			24
TOTAL ACCESS URGENT CARE		1	23	96%	24
STATE LAB		2	22	92%	24
PRIME CARE ONE LLC/HARBORCHASE OF VENICE			24	100%	24
AIR, LAND & SEA PHYSICALS & CONSULTATIONS, LLC		23	1	4%	24
TARPON BAYOU CENTER			24	100%	24
HERITAGE OAKS ASSISTED LIVING & MEMORY CARE		20	4	17%	24
WELLMED AT PLANT CITY		11	13	54%	24
MINUTE CLINIC DIAGNOSTIC OF NEW JERSEY		23	1	4%	24
HALIFAX HEALTH URGENT CARE		4	20	83%	24
ASURANCE SCIENTIFIC LABORATORIES		24			24
ROWLETT MIDDLE ACADEMY		22	2	8%	24



# COVID-19: testing by laboratory

Data through Mar 23, 2021 verified as of Mar 24, 2021 at 09:25 AM

Data in this report are provisional and subject to change.

The numbers in the table below represent the number of Florida and non-Florida residents for whom test results were received by the Department of Health. A person can be tested by more than one laboratory and can have both positive and negative results. **Therefore, the sum of the numbers in each column will be larger than the total number of people tested.**

Reporting lab	Inconclusive	Negative	Positive	Percent positive	Total
GRAND VILLA OF ST. PETERSBURG		22	2	8%	24
SHORE MEMORIAL HOSPITAL		21	3	13%	24
GRAND VILLA OF DEL RAY WEST		21	3	13%	24
SANFORD PEDIATRIC ASSOCIATES, PA		22	2	8%	24
PACIFICA SENIOR LIVING FORT MYERS		15	9	38%	24
MAGNOLIA PEDIATRICS		4	20	83%	24
TIMBERLANE LODGE ALF	1	16	7	29%	24
VIRTUA		20	4	17%	24
MADISON COUNTY MEMORIAL HOSP		12	12	50%	24
PHYSICIANS STAT		3	21	88%	24
ALAN SERURE MD		24			24
SENIOR HEALTH OF WINTER PARK DUNDEE		24			24
MID FLORIDA PATHOLOGY LLC		23	1	4%	24
CENTERPLACE HEALTH		3	21	88%	24
HENNEPIN COUNTY MEDICAL CENTER (HCMC)		13	11	46%	24
SUMMIT MEDICAL GROUP - 75 E NORTHFIELD		22	2	8%	24
CARE CENTERS OF NASSAU LLC MINER ROAD NORTH		24			24
LABORATORY DYNAMICS		20	4	17%	24
PALMETTO PEDIATRICS			24	100%	24
URGENT CARE USA			24	100%	24
THE LODGE AND REHABILITATION CENTER		9	15	63%	24
MED PLUS FLORENCE		20	4	17%	24
PBSO WEST PALM FAMILY PRACTICE		1	23	96%	24
VILLAGES REHABILITATION AND NURSING CENTER		24			24
HEALTH MED CENTERS		24			24
ATRIA AT ST JOSEPHS		24			24
COURTYARDS OF ORLANDO		24			24
CSH LAKE ORIENTA LP		24			24
COMMUNITY HEALTH OF SOUTH FLORIDA			24	100%	24
RAINBOW PEDIATRIC CENTER		2	22	92%	24
LEE PHYSICIAN GROUP		21	3	13%	24
LAKEVIEW HEALTH CARE SYSTEMS		9	14	61%	23
NEWYORK-PRESBYTERIAN/ LAWRENCE HOSPITAL LABORATORY		21	2	9%	23
ROSLYN URGENT CARE		23			23
ISLAND COAST PEDIATRICS PA		22	1	4%	23
NOBLE SENIOR LIVING		3	20	87%	23
GRAND VILLA OF PINELLAS PARK		21	2	9%	23
CARLOS F FUSTER MD PA		21	2	9%	23
ACCESS HEALTH CARE PHYSICIANS LLC		10	13	57%	23
PM PEDIATRICS		22	1	4%	23
MULBERRY CARE CENTER		17	6	26%	23
SUMMERGATE PHARMACY		21	2	9%	23
UNIVERSITY HILLS HEALTH AND REHABILITATION CENTER		18	5	22%	23
MINUTECLINIC DIAGNOSTIC OF TN, PC 374		19	4	17%	23
CLEARWATER EMPLOYEE HEALTH CLINIC		7	16	70%	23
UNIV OF NORTH ALABAMA HEALTH CENTER		22	1	4%	23
WOODHOUSE INC		17	6	26%	23

# COVID-19: testing by laboratory

Data through Mar 23, 2021 verified as of Mar 24, 2021 at 09:25 AM

Data in this report are provisional and subject to change.

The numbers in the table below represent the number of Florida and non-Florida residents for whom test results were received by the Department of Health. A person can be tested by more than one laboratory and can have both positive and negative results. **Therefore, the sum of the numbers in each column will be larger than the total number of people tested.**

Reporting lab	Inconclusive	Negative	Positive	Percent positive	Total
CORE LABORATORY		1	22	96%	23
EGL GENETIC DIAGNOSTICS		1	22	96%	23
TIFFANY LAKE CARE CENTERS INC		23			23
SARASOTA MEMORIAL NURSING & REHABILITATION CTR		23			23
LEE MEMORIAL HEALTH SYSTEM		20	3	13%	23
NEW JERSEY		22	1	4%	23
WUESTHOFF MEDICAL CENTER-MELBOURNE			23	100%	23
EMORY BENNETT VETERANS NURSING HOME	1	22			23
OMEGA LABORATORIES		19	4	17%	23
FORT SANDERS REGIONAL LABORATORY		23			23
ADVENTHEALTH MEDICAL GROUP PULMONOLOGY		20	3	13%	23
Grand Villa of Deerfield Beach		21	2	9%	23
WILLAMETTE VALLEY TOXICOLOGY LLC		21	2	9%	23
GENETIC TECHNOLOGICAL INNOVATIONS, LLC		11	12	52%	23
UF HEALTH NORTH JACKSONVILLE			23	100%	23
FINLAY C. LABORATORY		3	20	87%	23
SOLE HEALTH LLC		22			22
ST VINCENT'S EAST		20	2	9%	22
STEWARD MEDICAL GROUP INC			22	100%	22
CARESPOT		2	20	91%	22
FAMILY AND AFTER HOURS CARE		22			22
DIACARTA INC.		22			22
GLEN COVE HOSPITAL		22			22
HUNT CLUB MEDICAL		15	7	32%	22
JUST FOR KIDS PEDIATRICS		5	17	77%	22
DALE MEDICAL CENTER		17	5	23%	22
MINUTECLINIC, LLC, DBA MINUTECLINIC #5		19	3	14%	22
GERALD J KIVETT MD		20	2	9%	22
MARATHON HEALTH FOR LIFE		19	3	14%	22
Wesley Place on Honeysuckle		20	2	9%	22
1ST PRIORITY LAB SERVICES		20	2	9%	22
OLIVE BRANCH HEALTH AND REHABILITATION CENTER			22	100%	22
URGENT CARE USA LLC		1	21	95%	22
GILCHRIST COUNTY JAIL		20	2	9%	22
MOBILE DIVISION LABORATORY		7	15	68%	22
ENCOMPASS HEALTH REHABILITATION HOSPITAL OF SARASOTA		22			22
MORNINGSIDE MANOR & VILLA ADULT CARE C		22			22
NORTHWEST FLORIDA COMMUNITY HOSPITAL 3RD FLOOR		20	2	9%	22
FLORENCE J HUNT STUDENT WELLNESS CENTER - HEALTH SERVICES (ABBOTT)		22			22
ELAN SPANISH SPRINGS		4	18	82%	22
TEN HEALTHCARE		6	16	73%	22
APOLLO SURGERY CENTER		20	2	9%	22
EBEIDS MD PEDIATRICS		19	3	14%	22
FLORIDA HOSPITAL LABS		12	10	45%	22
FLORIDA PEDIATRICS		6	16	73%	22
FORT PIERCE FAMILY CARE INC		16	6	27%	22
CHARLOTTE CHD PORT CHARLOTTE		18	4	18%	22

# COVID-19: testing by laboratory

Data through Mar 23, 2021 verified as of Mar 24, 2021 at 09:25 AM

Data in this report are provisional and subject to change.

The numbers in the table below represent the number of Florida and non-Florida residents for whom test results were received by the Department of Health. A person can be tested by more than one laboratory and can have both positive and negative results. **Therefore, the sum of the numbers in each column will be larger than the total number of people tested.**

Reporting lab	Inconclusive	Negative	Positive	Percent positive	Total
South Heritage Health and Rehab		22			22
ROCKLEDEGE REGIONAL MEDICAL CENTER		17	5	23%	22
WALGREEN		13	9	41%	22
ORLANDO FAMILY MEDICINE		8	14	64%	22
TOTTENVILLE CIRCLE URGENT CARE		22			22
HARBOUR ISLAND PEDIATRICS		13	9	41%	22
BAYLOR GENETICS		10	12	55%	22
PHYSICIANS CARE		19	3	14%	22
ERIC C MARSHAL MD, PC DBA MINUTECLINIC		21	1	5%	22
GRAND VILLA OF ENGLEWOOD		17	5	23%	22
PULSE MEDICAL GROUP INC			22	100%	22
SEAGRASS VILLAGE			22	100%	22
KELLY'S ASSISTED LIVING FACILITY		22			22
JUPITER MEDICAL CENTER			22	100%	22
ADVANCED URGENT CARE CENTER		7	15	68%	22
COLUMBIA MEMORIAL HOSPITAL		21			21
MEDI STATION			21	100%	21
ST JUDE CHILDRENS RESEARCH HOSPITAL		21			21
ADIRONDACK MEDICAL CENTER		21			21
COASTAL FAMILY PRACTICE		13	8	38%	21
ROCKLEDGE FAMILY HEALTH			21	100%	21
METROPOLITAN CHARITIES INC		19	2	10%	21
ARDEN COURTS OF WINTER SPRINGS		18	3	14%	21
SMH PHYSICIAN SERVICES INC		20	1	5%	21
MINUTECLINIC, LLC, DBA MINUTECLINIC #2544		20	1	5%	21
CLINICAL PATHOLOGY LABORATORIES SOUTHEAST			21	100%	21
NEW YORK METHODIST HOSPITAL		17	4	19%	21
NEW YORK PRESBYTERIAN - ALLEN HOSPITAL		21			21
UPMC CHAUTAUQUA AT WCA LABORATORY		20	1	5%	21
EXPRESS CARE OF TAMPA BAY LLC		2	19	90%	21
UTAH DEPARTMENT OF HEALTH			21	100%	21
CONNECTDX		6	15	71%	21
JEFFERSON K-12, A SOMERSET SCHOOL- CLINIC		17	4	19%	21
HOWARD BEACH URGENT CARE		21			21
MORRIS PARK URGENT CARE		18	3	14%	21
FLUSHING HOSPITAL MEDICAL CENTER		17	4	19%	21
CENTRAL FLORIDA PEDIATRIC URGENT CARE LLC		17	4	19%	21
PALM BAY FAMILY PRACTICE		4	17	81%	21
MINUTECLINIC DIAGNOSTIC OF TN PC #320		13	8	38%	21
ADEPT INPATIENT MEDICAL SERVICES PC		21			21
MINUTECLINIC DIAGNOSTIC OF TN PC #378		20	1	5%	21
CL BRUMBACK PRIMARY CARE CLINIC LANTANA		2	19	90%	21
INTERNATIONAL MEDICAL LABORATORY INC		21			21
SIMEDHEALTH LLC		15	6	29%	21
PORT CHARLOTTE HMA		20	1	5%	21
UAH STUDENT HEALTH CENTER		14	7	33%	21
PRIMECARE OF DOTHAN-DALEVILLE CLINIC		16	5	24%	21

# COVID-19: testing by laboratory

Data through Mar 23, 2021 verified as of Mar 24, 2021 at 09:25 AM

Data in this report are provisional and subject to change.

The numbers in the table below represent the number of Florida and non-Florida residents for whom test results were received by the Department of Health. A person can be tested by more than one laboratory and can have both positive and negative results. **Therefore, the sum of the numbers in each column will be larger than the total number of people tested.**

Reporting lab	Inconclusive	Negative	Positive	Percent positive	Total
VIERA FAMILY MEDICINE AND WELLNESS		16	4	20%	20
MEDICAL EXPRESS CORP		18	2	10%	20
BEST MEDICAL CENTER		11	9	45%	20
BAY PEDIATRICS PA		18	2	10%	20
OHIO CVS STORES, LLC DBA		18	2	10%	20
WINSHIPS PHARMACY INC		20			20
HOPE HEALTHCARE		20			20
LAKE HOWARD HEIGHTS	1	17	2	10%	20
PEDIATRIC ASSOCIATES PA		17	3	15%	20
MINUTECLINIC DIAGNOSTIC OF NORTH		18	2	10%	20
MARQUES PEDIATRICS			20	100%	20
MIDNIGHT MEDICINE			20	100%	20
ODYSSEY HEALTHCARE OF MARION COUNTY, LLC		19	1	5%	20
REDITUS LABORATORIES			20	100%	20
SOUTH FLORIDA BAPTIST HOSPITAL			20	100%	20
TGH MEDICAL GROUP LABORATORY CARROLLWOOD			20	100%	20
ESTATES MEDICAL CENTER		12	8	40%	20
SOUTH NASSAU COMMUNITIES HOSPITAL		16	4	20%	20
ST VINCENTS AMBULATORY CARE INC DBA		17	3	15%	20
CARESPOT OF NOCATEE		1	19	95%	20
PONCE PLAZA NURSING & REHAB CENTER		4	16	80%	20
ST ELIZABETH MEDICAL CENTER LABORATORY		18	2	10%	20
DEPT OF VA MEDICAL CENTER - BAY PINES			20	100%	20
SOUTH CAROLINA DEPARTMENT OF HEALTH			20	100%	20
MINUTECLINIC DIAGNOSTICS MEDICAL GROUP		19	1	5%	20
PROFESSIONAL PARK PEDIATRICS PA			20	100%	20
BETHESDA HEALTH PHYSICIAN GROUP INC			20	100%	20
HENDRY REGIONAL CORPORATE HEALTH			20	100%	20
WINTER PARK FAMILY PRACTICE LLC		17	3	15%	20
LAKE WORTH MANOR		19	1	5%	20
GUARDANT HEALTH		14	6	30%	20
CONSOLIDATED LAB SERVICES		10	10	50%	20
Sovereign Laboratory Services, LLC		17	3	15%	20
TENNESSEE DEPARTMENT OF HEALTH		15	5	25%	20
A LILIKO'I PHARMACY LLC		19	1	5%	20
POINT OF CARE CLINICS PRIMARY CARE		20			20
MEDEMERGE		18	2	10%	20
HEALTHY MINORS, LLC.		20			20
CVS NC3516POCT WINSTON SALEM		18	2	10%	20
MINUTECLINIC DIAGNOSTIC OF ILLINOIS L		15	5	25%	20
BAYFRONT HMA CONVENIENT CARE, LLC		2	18	90%	20
BAYFRONT FAMILY HEALTH CENTER		1	19	95%	20
SONATA BOYNTON BEACH		18	2	10%	20
BROOKDALE MANDARIN CENTRAL		7	13	65%	20
GOOD SAMARITAN SOCIETY OF DAYTONA		16	4	20%	20
NANO HEALTH ASSOCIATES LLC		19			19
ANYLABTESTNOW		6	13	68%	19

# COVID-19: testing by laboratory

Data through Mar 23, 2021 verified as of Mar 24, 2021 at 09:25 AM

Data in this report are provisional and subject to change.

The numbers in the table below represent the number of Florida and non-Florida residents for whom test results were received by the Department of Health. A person can be tested by more than one laboratory and can have both positive and negative results. **Therefore, the sum of the numbers in each column will be larger than the total number of people tested.**

Reporting lab	Inconclusive	Negative	Positive	Percent positive	Total
GRACE WELLNESS CENTER		8	11	58%	19
JACKSON NORTH MEDICAL CENTER		2	17	89%	19
FLORIDA HOSPITAL WINTER GARDEN		15	4	21%	19
OCEANSIDE URGENT CARE		19			19
INTEGRATED REGIONAL LABORATORIES - LARGO			19	100%	19
MICHELLE S PAGE MD PA		18	1	5%	19
BAPTIST MEMORIAL HEALTH CARE		17	2	11%	19
COMMUNITY HOME HEALTH CARE		19			19
LOVING CARE OF THE TREASURE COAST LLC	1	13	5	26%	19
MONROE COUNTY DETENTION CENTER			19	100%	19
EDWARD S BENNETT MD PLLC		19			19
DOCTORS MEDICAL CENTER OF WALTON COUNTY CLINIC			19	100%	19
LAB INTERMARKET FACILITY LAB		1	18	95%	19
SHELBY BAPTIST MEDICAL CENTER		14	5	26%	19
FOX FAMILY PRACTICE		19			19
CLERMONT ADVENTHEALTH CENTRA CARE		1	18	95%	19
ROYAL PALM MEDICAL GROUP, INC		19			19
ESOTERIX GENETIC LABORATORIES		16	3	16%	19
KINDRED HOSPITAL OCALA		16	3	16%	19
EMERALD COAST HOSPICE - CRESTVIEW		19			19
GENTIVA HEALTH SERVICES		17	2	11%	19
MINUTECLINIC DIAGNOSTIC PA		17	2	11%	19
CARENOW URGENT CARE-BRENTWOOD		13	6	32%	19
Citymd Of Lacey		16	3	16%	19
STATEN ISLAND UNIVERSITY HOSPITAL		18	1	5%	19
GRAND VILLA OF ORMOND BEACH		16	3	16%	19
NO NAME		8	11	58%	19
HARLEM HOSPITAL CENTER		18	1	5%	19
ROSS MEDICAL GROUP			19	100%	19
TEXAS DEPARTMENT OF STATE HEALTH SERVICES		3	16	84%	19
1 TOUCH TOTALCARE SOLUTIONS		17	2	11%	19
ST VINCENT'S URGENT CARE		16	3	16%	19
FLORIDA COMMUNITY HEALTH CENTER OF ST. LUCIE		1	18	95%	19
BRIDGEWAY HEALTH CLINICS INC			19	100%	19
MINUTECLINIC DIAGNOSTIC OF NORTH CAROLINA PC		16	3	16%	19
BAYCARE MEDICAL GROUP INC			19	100%	19
SOMA MEDICAL CENTER # 4		2	17	89%	19
Gulfport Rehabilitation Center		16	3	16%	19
STATCARE URGENT AND WALK-IN MEDICAL CA		17	2	11%	19
BARTON FAMILY PRACTICE		8	11	58%	19
CAREATC INC BRANDON	1	17	1	5%	19
MCWHORTER SCHOOL OF PHARMACY		19			19
ORLANDO ORTHOPAEDIC OUTPATIENT SURGERY CENTER		15	4	21%	19
STONE WASH CLINICAL LABORATORIES		2	17	89%	19
OCEAN REEF MEDICAL CENTER, LLC			19	100%	19
MED HEALTH SERVICES		18	1	5%	19
BAPTIST MEDICAL GRP URGENT CARE & OCC HEALTH AIRPO		19			19



# COVID-19: testing by laboratory

Data through Mar 23, 2021 verified as of Mar 24, 2021 at 09:25 AM

Data in this report are provisional and subject to change.

The numbers in the table below represent the number of Florida and non-Florida residents for whom test results were received by the Department of Health. A person can be tested by more than one laboratory and can have both positive and negative results. **Therefore, the sum of the numbers in each column will be larger than the total number of people tested.**

Reporting lab	Inconclusive	Negative	Positive	Percent positive	Total
WELLMED AT LAKE COPELAND		13	6	32%	19
CARE POINT HEALTH & WELLNESS CENTER		19			19
ALL PEDIATRIC CARE			19	100%	19
AUBURN COMMUNITY HOSPITAL		17	2	11%	19
REGENCY SQUARE MALL - SEARS		3	16	84%	19
BAYVIEW MEDICAL		19			19
SEVEN RIVERS REGIONAL MEDICAL CENTER		5	14	74%	19
PRIMARY CARE MEDICINE	1	13	4	22%	18
GLEN OAKS URGENT CARE		17	1	6%	18
GENERAL INTERNAL MEDICINE MEDICAL CTR CLINIC		13	5	28%	18
BAYCARE MEDICAL GROUP		12	6	33%	18
MINUTECLINIC #8699		14	4	22%	18
TPCA CLINICAL LABORATORIES		15	3	17%	18
49D2045214PHYSICIAN OFFICE WAIVER MEDEXPRESS URGENT CARE - HARRISONBU		9	9	50%	18
ADVANCED HEALTHCARE ASSOCIATES		16	2	11%	18
CVS NC7588POCT ASHEVILLE		15	3	17%	18
ENCOMPASS HOME HEALTH OF THE SOUTHEAST LLC		18			18
MOORINGS PARK OAKSTONE AT GREY OAKS		17	1	6%	18
FAMILY CARE CYPRESS CREEK		1	17	94%	18
HELIX DIAGNOSTICS			18	100%	18
FLORIDA MEDICAL CLINIC IM MLK		13	5	28%	18
PEACHTREE IMMEDIATE CARE			18	100%	18
TRINITY MEDICAL ASSOCIATES LLC			18	100%	18
URGENT TEAM		15	3	17%	18
WALGREEN EASTERN CO, INC		18			18
CRANES VIEW LODGE			18	100%	18
HARTFORD HOSPITAL ANCILLARY LAB		17	1	6%	18
MINUTECLINIC DIAGNOSTIC OF MICHIGAN PC		17	1	6%	18
UM MILLER SCHOOL OF MEDICINE			18	100%	18
MARION COUNTY HEALTH DEPARTMENT		17	1	6%	18
THE VILLAGES HEALTH		12	6	33%	18
TENDER CARE ALF		18			18
MINUTECLINIC DIAGNOSTIC OF RHODE ISLAND, LLC #590		17	1	6%	18
BIG BEND HOSPICE INC		18			18
OSCEOLA ALF OPERATOR, LLC DBA□		18			18
BASSETTI & ASSOCIATES, MD, PA			18	100%	18
ASCENSION ST VINCENT'S PRIMARY CARE		1	17	94%	18
IONA COLLEGE HEALTH & WELLNESS CENTER		18			18
BOZEMAN HEALTH DEACONESS HOSPITAL		13	5	28%	18
ST CATHERINE OF SIENA HOSPITAL		16	2	11%	18
Z UROLOGY		18			18
BAYFRONT MEDICAL			18	100%	18
AURORA DIAGNOSTICS		6	12	67%	18
ST. JUDES LABORATORIES		12	6	33%	18
STAT MEDICAL CLINIC III INC		12	6	33%	18
XPRESS WELLNESS URGENT CARE			18	100%	18
BROWNE MEDICAL		16	2	11%	18

# COVID-19: testing by laboratory

Data through Mar 23, 2021 verified as of Mar 24, 2021 at 09:25 AM

Data in this report are provisional and subject to change.

The numbers in the table below represent the number of Florida and non-Florida residents for whom test results were received by the Department of Health. A person can be tested by more than one laboratory and can have both positive and negative results. **Therefore, the sum of the numbers in each column will be larger than the total number of people tested.**

Reporting lab	Inconclusive	Negative	Positive	Percent positive	Total
COLLEGE POINT URGENT CARE		15	3	17%	18
BAY COUNTY HEALTH DEPARTMENT		14	4	22%	18
MADISON CORE LABORATORIES		17	1	6%	18
COMMONWEALTH OF MASSACHUSETTS			18	100%	18
CABOT RESERVE ON THE GREEN		18			18
EAST RIDGE RETIREMENT VILLAGE		18			18
ADVENT HEALTH - KISSIMMEE		6	12	67%	18
PALM BEACH GARDENS MEDICAL CENTER			18	100%	18
ENCOMPASS HEALTH REHABILITATION HOSPITAL OF PANAMA CITY		13	5	28%	18
DIXIE COUNTY HEALTH DEPARTMENT		11	7	39%	18
Floral Health and Rehabilitation, LLC		17	1	6%	18
CAREHERE- LCS LEESBURG			18	100%	18
PPD - IXLAYER		17	1	6%	18
BROOKDALE ST AUGUSTINE			17	100%	17
INN AT LAKE SEMINOLE SQUARE, THE		17			17
CANCER RESEARCH LAB, BOB JONES UNIVERSITY		16	1	6%	17
LAKELAND HILLS CENTER		10	7	41%	17
UNIVERSITY OF ALABAMA - FUNGAL REFERENCE LABORATORY		12	5	29%	17
MINUTECLINIC DIAGNOSTIC OF TN PC #6435		15	2	12%	17
COAST MED URGENT CARE		16	1	6%	17
DIEGO FALLON MD PA		6	11	65%	17
CVA MINUTE CLINIC DIAGNOSTIC OF VIRGINIA, LLC		17			17
UVMC MICROBIOLOGY		16	1	6%	17
ELTINGVILLE CIRCLE URGENT CARE		16	1	6%	17
GRAND VILLA OF BOYNTON BEACH		16	1	6%	17
MASSACHUSETTS GENERAL HOSPITAL		1	16	94%	17
MARCO DRUGS AND COMPOUNDING		13	4	24%	17
ALBIBI		1	16	94%	17
JESSIE TRICE COMMUNITY HEALTH SYSTEM, INC		1	16	94%	17
YUSRA MEDICAL ASSOCIATES PA		14	3	18%	17
WELLINGTON FAMILY PRACTICE		13	4	24%	17
HOUSE CALLS PROFESSIONAL LLC		14	3	18%	17
URGENT CARE WEST CLINIC		14	3	18%	17
FORT HAMILTON URGENT CARE		17			17
ST JOSEPH HOSPITAL		16	1	6%	17
PRATTVILLE BAPTIST HOSPITAL		13	4	24%	17
RAYMOND BASRI MD		17			17
GENETIC TECHNOLOGICAL INNOVATIONS			17	100%	17
FORT WALTON BEACH DEVELOPMENTAL CENTER		16	1	6%	17
THE CANOPY AT HARPER LAKE	1		16	94%	17
BROOKDALE CROWN POINT			17	100%	17
CVS NC7047POCT DURHAM		17			17
BAY BREEZE HEALTH AND REHABILITATION CENTER		9	8	47%	17
CARE NOW, INC		13	4	24%	17
UNIVERSITY LAB			17	100%	17
REOPEN DIAGNOSTICS			17	100%	17
PRIMARY CARE WALK IN CLINIC PLLC			17	100%	17

# COVID-19: testing by laboratory

Data through Mar 23, 2021 verified as of Mar 24, 2021 at 09:25 AM

Data in this report are provisional and subject to change.

The numbers in the table below represent the number of Florida and non-Florida residents for whom test results were received by the Department of Health. A person can be tested by more than one laboratory and can have both positive and negative results. **Therefore, the sum of the numbers in each column will be larger than the total number of people tested.**

Reporting lab	Inconclusive	Negative	Positive	Percent positive	Total
MEDEXPRESS URGENT CARE, MOON TOWNSHIP		16	1	6%	17
ROBERT WOOD JOHNSON UNIVERSITY HOSP		15	2	12%	17
URGENT CARE AT LONGWOOD			17	100%	17
MI CASA DORADA ASSISTED LIVING FACILIT		17			17
CARESPOT EXPRESS HEALTHCARE			17	100%	17
MEDEXPRESS URGENT CARE - TIMBERLAKE		15	2	12%	17
REGENEXX TAMPA BAY		14	3	18%	17
MAITLAND PRIMARY CARE		9	8	47%	17
RESOLVE MOLECULAR DIAGNOSTICS		13	4	24%	17
MD PLUS URGENT CARE, LLC			17	100%	17
PARRISH HEALTH CENTER		14	3	18%	17
VALLEY IMMEDIATE CARE		15	2	12%	17
HEALTHCARE NOW			17	100%	17
MINUTECLINIC MINUTECLINIC #8746		16	1	6%	17
PRIMARY CARE SPECIALISTS OF ORLANDO LLC		13	4	24%	17
WACO HHSSURGEWACO	1	14	2	12%	17
MINUTECLINIC DIAGNOSTIC OF LOUISIANA,		16	1	6%	17
CLEVELAND CLINIC			16	100%	16
HODGES CLUSTER		2	14	88%	16
MEDEXPRESS URGENT CARE - ROBINSON TWP, STEUBENVILLE PIKE		14	2	13%	16
ADVENTHEALTH MEDICAL GROUP PEDIATRICS AT		4	12	75%	16
LYNN KEEFE, MD PEDIATRICS		13	3	19%	16
MORTON PLANT NORTH BAY HOSPITAL			16	100%	16
PANAMA CITY VITAS HOSPICE		16			16
CVS MINUTE CLINIC DIAGNOSTIC OF TEXAS LLC		12	4	25%	16
ADVENT HEALTH - ZEPHYRHILLS			16	100%	16
Grand Villa of Dunedin		10	6	38%	16
STARLING AT NOCATEE			16	100%	16
HUDSON VALLEY HOSPITAL CENTER LABORATORY		15	1	6%	16
JOSEPH MIGNOGNA		13	3	19%	16
Lab MSMC Hialeah			16	100%	16
MILLENNIUM PHYSICIAN GRP LLC NAPLES PINE RIDGE			16	100%	16
LPG PRIMARY CARE AT BONITA BAY LIFESTYLE CENTER		15	1	6%	16
AURORA UNIVERSITY WELLNESS CENTER		16			16
NOVANT HEALTH GOHEALTH URGENT CARE-HARRISBURG		8	8	50%	16
MINUTECLINIC DIAGNOSTIC OF TN PC #6363		13	3	19%	16
CLEVELAND CLINIC FLORIDA		1	15	94%	16
MED LABS DIAGNOSTICS		10	6	38%	16
ST ANTHONY'S HOSP PATIENT CARE SERVICE			16	100%	16
INTERNAL MEDICINE ASSOCIATES & SPECIALTIES INC		15	1	6%	16
ORANGE REGIONAL MEDICAL CENTER LABORATORY		13	3	19%	16
ST AUGUSTINE PLANTATION		1	15	94%	16
UNIVERSITY OF MIAMI MILLER SCHOOL			16	100%	16
OKEECHOBEE HEALTHCARE FACILITY			16	100%	16
LEE COMMUNITY HEALTHCARE INC NORTH FORT MYERS		16			16
URGENT CARE CLINIC OF LINCOLN		14	2	13%	16
OPTIMAL CARE PEDIATRICS		2	14	88%	16

# COVID-19: testing by laboratory

Data through Mar 23, 2021 verified as of Mar 24, 2021 at 09:25 AM

Data in this report are provisional and subject to change.

The numbers in the table below represent the number of Florida and non-Florida residents for whom test results were received by the Department of Health. A person can be tested by more than one laboratory and can have both positive and negative results. **Therefore, the sum of the numbers in each column will be larger than the total number of people tested.**

Reporting lab	Inconclusive	Negative	Positive	Percent positive	Total
NORTHWEST FLORIDA ENT, PA		5	11	69%	16
LAKEWOOD RANCH MEDICAL CENTER CLINICAL LAB			16	100%	16
KETAMINE HEALTH CENTERS AT BONITA SPRINGS, LLC		16			16
CALLAWAY CLINIC		11	5	31%	16
COMMUNITY HEALTH OF SOUTH FLORIDA INC			16	100%	16
FAST PACE MEDICAL CLINIC PLLC		14	2	13%	16
SOMA MEDICAL CENTER PA			16	100%	16
GRAND VILLA OF LARGO		14	2	13%	16
FLORIDA MEDICAL CL ODOM TPA		6	10	63%	16
TREASURE ISLE LLC		16			16
FAST TRACK URGENT CARE CENTER - TYRONE			16	100%	16
FRUITVILLE URGENT CARE			16	100%	16
MC DIAGNOSTIC OF CONNECTICUT, PC #775		15	1	6%	16
MEDEXPRESS URGENT CARE LEWISBURG		15	1	6%	16
HEALTH CENTRAL HOSPITAL			16	100%	16
PRO HEALTH FAMILY PHYSICIANS, NYSTROM		16			16
ASHRAF MEDICAL GROUP PLLC DBA PULSE M		15	1	6%	16
MEDICINE AT LONGWOOD		16			16
XERA MED RESEARCH			16	100%	16
MORTON PLANT MEASE			16	100%	16
NORTHWEST FLORIDA SLEEP		1	15	94%	16
BONIFAY NURSING AND REHABILITATION CENTER			16	100%	16
ALL FLORIDA FAMILY & SPORTS MEDICINE		15	1	6%	16
EAR NOSE & THROAT ASSOCIATES OF MANATEE PA		16			16
MIRIMUS INC		1	15	94%	16
CRUCIAL CARE		10	6	38%	16
PROMEDICA LABORATORIES		11	5	31%	16
SRMC AVALON		9	7	44%	16
MIAMI BEACH MEDICAL GROUP			16	100%	16
JS HEALTHCARE INC		16			16
BVL PEDIATRICS		14	2	13%	16
ABC PEDIATRICS OF PORT ST LUCIE		14	2	13%	16
PASSPORT HEALTH OF TAMPA BAY		16			16
CITY OF NAPLES FIRE RESCUE		13	3	19%	16
AVALON FAMILY RESORT ASSISTED LIVING LLC		15			15
HEALTH MED HOME CARE, LLC		15			15
WALGREENS #04618		14	1	7%	15
MINNEOLA PLACE A HOMEBRIDGE COMMUNITY		15			15
MIAMI BEACH MEDICAL GROUP LLC			15	100%	15
CUSTEAD CARE CENTER HAVEN HOSPICE		12	3	20%	15
TMH FSU RAPID LABORATORY		2	13	87%	15
UNIVERSITY HOSPITAL UC HEALTH		11	4	27%	15
INTERMOUNTAIN CENTRAL LAB		1	14	93%	15
FAMILY CARE			15	100%	15
DIATHERIX		13	2	13%	15
BAYCARE MEDICAL GROUP INC			15	100%	15
ESTATES MEDICAL CENTER INC		4	11	73%	15

# COVID-19: testing by laboratory

Data through Mar 23, 2021 verified as of Mar 24, 2021 at 09:25 AM

Data in this report are provisional and subject to change.

The numbers in the table below represent the number of Florida and non-Florida residents for whom test results were received by the Department of Health. A person can be tested by more than one laboratory and can have both positive and negative results. **Therefore, the sum of the numbers in each column will be larger than the total number of people tested.**

Reporting lab	Inconclusive	Negative	Positive	Percent positive	Total
BESSENT ROAD GROUP HOME		15			15
EASTLAKE PEDIATRICS - TRINITY		15			15
FLORIDA DEPARTMENT OF HEALTH IN HILLSBOROUGH COUNTY		1	14	93%	15
MEADOWCREST MOLECULAR DIAGNOSTICS, LLC			15	100%	15
ORLANDO HEALTH		2	13	87%	15
MINUTECLINIC DIAGNOSTIC OF TN PC #566		13	2	13%	15
BLOUNT MEMORIAL HOSPITAL		13	2	13%	15
MONTEFIORE ST LUKE'S CORNWALL HOSPITAL		11	4	27%	15
ADVENT HEALTH - WINTER HAVEN		8	7	47%	15
CLINIC OF PEDIATRICS & GI MEDICINE INC		1	14	93%	15
BAPTIST PEDIATRICS		12	3	20%	15
MINUTECLINIC DIAGNOSTIC OF TEXAS LLC		13	2	13%	15
HOLLEY-NAVARRE MEDICAL CLINIC		5	10	67%	15
Astoria Health and Rehab		15			15
FAMILY CARE CENTER OF ARLINGTON		10	5	33%	15
RICH STREET GROUP HOME		8	7	47%	15
TNC WALK IN CLINIC		10	5	33%	15
BRYAN WHITFIELD MEMORIAL HOSPITAL		10	5	33%	15
ADVENTHEALTH MEDICAL GROUP		11	4	27%	15
MEDLAB ASSOCIATES LLC		15			15
AJU GEORGE MD PA			15	100%	15
HUNTINGTON URGENT CARE		14	1	7%	15
SINAI HOSPITAL OF BALTIMORE		15			15
WALK IN URGENT CARE			15	100%	15
PATHLINE			15	100%	15
BAPTIST MEDICAL CENTER EAST		11	4	27%	15
NOVALIFE MEDSPA			15	100%	15
OAKMONTE VILLAGE OF DAVIE			15	100%	15
ALPHA PHARMACY		12	3	20%	15
OPTIONS FOR SENIORS INC DBA PALM KREST MANOR		12	3	20%	15
MILTON 4707		15			15
TELEVISIT MALABAR PEDIATRICS		5	10	67%	15
KISSIMMEE VA OUTPATIENT CLINIC		15			15
ST JUDE LABORATORIES		12	3	20%	15
ADVENT HEALTH - FOUR CORNERS ER		10	5	33%	15
UNAVAILABLE/UNKNOWN/NO INFORMATION FOUND			15	100%	15
RIVERSIDE COTTAGES AT THE SHORES, LLC			14	100%	14
DESOTO HEALTH AND REHAB LLC		9	5	36%	14
STEWART MELBOURNE HOSPITAL, INC	1		13	93%	14
INNOVATIVE RESEARCH OF WEST FLORIDA		11	3	21%	14
CITY OF CLEARWATER EMPLOYEE HEALTH CENTER		5	9	64%	14
MELBOURNE FAMILY PRACTICE		12	2	14%	14
HEALTHFIRST ADVENT HEALTH CENTRA CARE COCOA BEACH			14	100%	14
EPIPHANY HEALTH		8	6	43%	14
SARNO FAMILY PRACTICE		1	13	93%	14
PARROTT MEDICAL CLINIC			14	100%	14
GNT ASSOCIATES		13	1	7%	14



# COVID-19: testing by laboratory

Data through Mar 23, 2021 verified as of Mar 24, 2021 at 09:25 AM

Data in this report are provisional and subject to change.

The numbers in the table below represent the number of Florida and non-Florida residents for whom test results were received by the Department of Health. A person can be tested by more than one laboratory and can have both positive and negative results. **Therefore, the sum of the numbers in each column will be larger than the total number of people tested.**

Reporting lab	Inconclusive	Negative	Positive	Percent positive	Total
SOMA MEDICAL CENTER, PA #4 FLORIDA MANGO			14	100%	14
DHMD		14			14
COMPREHENSIVE CHILDCARE ASSOCIATES		8	6	43%	14
ST CLOUD MEDICAL GROUP		12	2	14%	14
Terrace of Jacksonville			14	100%	14
KIDSWOOD PEDIATRICS CORP		5	9	64%	14
SURGERY CENTER OF CORAL GABLES LLC,THE		11	3	21%	14
NORTHWESTERN MEMORIAL HOSPITAL			14	100%	14
LMH SKILLED NURSING UNIT		14			14
COMMUNITY HEALTH CENTERS OF PINELLAS, INC		1	13	93%	14
CVS NC4165POCT BREVARD		8	6	43%	14
FG RAPID RESULTS LLC		8	6	43%	14
TLC FAMILY CARE HOME INC		14			14
SOUTHEASTERN UNIVERSITY INC		14			14
MC DIAGNOSTIC OF CONNECTICUT, PC #1960		14			14
PT&J REHAB - VILLAGE OF ROYAL PALM BEACH		12	2	14%	14
SOUTHEASTERN LABORATORY			14	100%	14
TALLAHASSEE PRIMARY CARE ASSOCIATES PA		12	2	14%	14
TREASURE COAST URGENT CARE			14	100%	14
POLK CHD BARTOW		13	1	7%	14
OCCUPATIONAL HEALTH CENTERS OF THE SOUTHWEST PA		13	1	7%	14
CVS MINUTE CLINIC DIAGNOSTIC OF WISCONSIN		14			14
LPG PRIMARY CARE AT CAPE CORAL PARKWAY		12	2	14%	14
BLUE SPRINGS SURGERY CENTER		14			14
CVS NV3210POCT LAS VEGAS		14			14
MINUTECLINIC DIAGNOSTIC OF VIRGINIA, LLC #1416		13	1	7%	14
BOCA SIMON		2	12	86%	14
MADISON COUNTY HEALTH DEPARTMENT		7	7	50%	14
PREMIER LABORATORY SERVICES, LLC		5	9	64%	14
MINUTE-CLINIC DIAGNOSTIC OF VIRGINIA		12	2	14%	14
ADVENT HEALTH MEDICAL GROUP FAMILY AND INTERNAL MEDICINE AT AVALON PAR		13	1	7%	14
AHMG SURGICAL SPECIALIST		14			14
MINUTECLINIC, LLC #1586		11	3	21%	14
UC HEALTH UNIVERSITY HOSPITAL		11	3	21%	14
CVS MINUTE CLINIC DIAGNOSTIC OF TN #6044		12	2	14%	14
MINUTE CLINIC		1	13	93%	14
LONG ISLAND JEWISH VALLEY STREAM		13	1	7%	14
DAVITA DIALYSIS		4	10	71%	14
ACCESS HOME HEALTH OF FLORIDA LLC		14			14
SARASOTA - ROBERT L TAYLOR COMMUNITY CENTER□		1	13	93%	14
FAMILY MEDICINE OF WESTON LLC		6	8	57%	14
ALAN L MELOTEK MD		14			14
ALASKA PUBLIC HEALTH LAB		1	13	93%	14
BERGEN NEW BRIDGE M		13	1	7%	14
CVS HEALTH, #3396		14			14
The Evangelical Lutheran Good Samaritan Society		14			14
SIGMUND LABS LLC		14			14

# COVID-19: testing by laboratory

Data through Mar 23, 2021 verified as of Mar 24, 2021 at 09:25 AM

Data in this report are provisional and subject to change.

The numbers in the table below represent the number of Florida and non-Florida residents for whom test results were received by the Department of Health. A person can be tested by more than one laboratory and can have both positive and negative results. **Therefore, the sum of the numbers in each column will be larger than the total number of people tested.**

Reporting lab	Inconclusive	Negative	Positive	Percent positive	Total
CARENOW URGENT CARE-WEST END		9	5	36%	14
MEDEXPRESS URGENT CARE- MARYLAND		13	1	7%	14
CVS TN5639POCT FARRAGUT		11	3	21%	14
INDIANA STATE DEPARTMENT OF HEALTH		1	13	93%	14
OPIS ISLAND LAKE CENTER		13	1	7%	14
UNDERGROUND FREE CLINIC		13			13
HARBOR CHASE OF JACKSONVILLE			13	100%	13
MINUTECLINIC, LLC, DBA MINUTECLINIC #6		13			13
VILLA OF KINGS AND QUEENS OF DELRAY		13			13
BROOKDALE DELAND			13	100%	13
RIVERSIDE MEDICAL GROUP		12	1	8%	13
PROHEALTH CARE ASSOCIATES MOBILE		10	3	23%	13
WORLD WRESTLING ENTERTAINMENT			13	100%	13
West Gate Village, LLC		13			13
CORAL LANDING ASSISTED LIVING		11	2	15%	13
PHELPS HOSPITAL LABORATORY		11	2	15%	13
LUCID DIAGNOSTICS LABS			13	100%	13
LEE COMMUNITY HEALTHCARE INC CAPE CORAL		13			13
GLENBROOKE AT PALM BAY			13	100%	13
JOHNS HOPKINS MEDICAL LABORATORIES		1	12	92%	13
MAINSTREET FAMILY SELECT		1	12	92%	13
CAREATC			13	100%	13
MONTEFIORE MEDICAL CENTER LABORATORIES - WEILER		9	4	31%	13
CLINICAL LABORATORY SERVICES			13	100%	13
MINUTECLINIC, LLC, #4160		9	4	31%	13
SHELBY COUNTY HEALTH CARE CORPORATION		10	3	23%	13
LIFE'S SPECIAL MOMENTS INC		13			13
Hackensack Umc Mountainside		12	1	8%	13
CVS MINUTE CLINIC DIAGNOSTIC MED GRP OF CA		13			13
GADSDEN REGIONAL MEDICAL CENTER		13			13
MEDEXPRESS URGENT CARE - SEMINOLE SQUA		11	2	15%	13
KIMBERLY J HENDERSON MD PC		12	1	8%	13
FAMILY PRACTICE ON THE GO		6	7	54%	13
NORTHERN WESTCHESTER HOSPITAL LABORATORY		11	2	15%	13
MEDEXPRESS URGENT CARE - LAFAYETTE		12	1	8%	13
EAR NOSE AND THROAT ASSOCIATES OF MANATEE, P.A.		10	3	23%	13
USCG AIR STATION CLEARWATER CLINIC		12	1	8%	13
ESCAMBIA COMMUNITY CLINIC		2	11	85%	13
DYNAMIC DNA LAB		1	12	92%	13
VALDOSTA FAMILY MEDICINE		1	12	92%	13
BELLEVUE HOSPITAL CENTER DEPARTMENT		13			13
LAKELAND REGIONAL HEALTH GRASSLANDS		12	1	8%	13
ORCHID COVE		3	10	77%	13
AVALON MEDICAL WALK IN CLINIC			13	100%	13
VRL EUROFINs - HAWAII		13			13
BAYA URGENT CARE LLC		1	12	92%	13
SEWALLS POINT PHARMACY INC		11	2	15%	13

# COVID-19: testing by laboratory

Data through Mar 23, 2021 verified as of Mar 24, 2021 at 09:25 AM

Data in this report are provisional and subject to change.

The numbers in the table below represent the number of Florida and non-Florida residents for whom test results were received by the Department of Health. A person can be tested by more than one laboratory and can have both positive and negative results. **Therefore, the sum of the numbers in each column will be larger than the total number of people tested.**

Reporting lab	Inconclusive	Negative	Positive	Percent positive	Total
FIRST CHOICE PEDIATRICS WINTER SPRINGS		11	2	15%	13
BAPTIST PRIMARY CARE PONTE VEDRA		7	6	46%	13
GUIDEWELL EMERGENCY MEDICINE DOCTORS LLC #33		7	6	46%	13
ARNOT OGDEN MEDICAL CENTER LABORATORY		13			13
MINUTE CLINIC LLC #5733		13			13
LEHIGH VALLEY HOSPITAL		3	10	77%	13
AVENTURA HOSPITAL AND MEDICAL CENTER			13	100%	13
URGENT MEDICAL CENTER INC		5	8	62%	13
MINUTECLINIC DIAGNOSTIC OF RHODE ISLAND		10	3	23%	13
Sunnyside Care Center		13			13
CROSS CARE CENTER			13	100%	13
MINUTE CLINIC DIAGNOSTIC OF SOUTH CAROLINA		10	3	23%	13
MINUTECLINIC DIAGNOSTIC OF TN, PC 6438		11	2	15%	13
SOUTHEAST FAMILY HEALTHCARE CENTER			13	100%	13
YORKVILLE PEDIATRIC URGENT CARE		13			13
ROCKLEDGE		3	10	77%	13
MINUTECLINIC DIAGNOSTIC OF SC, LLC #2		12	1	8%	13
CVS MINUTE CLINIC DIAGNOSTIC PA		10	3	23%	13
BROOKLYN HOSPITAL CENTER DOWNTOWN CAMPUS		13			13
PARKWEST MEDICAL CENTER		11	2	15%	13
STATEN ISLAND UNIVERSITY HOSPITAL SEGUINE AVE		12	1	8%	13
EFFINGER HEALTH, PA		13			13
DEVEREUX FLORIDA CHILDRENS CENTER			13	100%	13
IN-OFFICE LAB		12	1	8%	13
NIGHT OWL PEDIATRICS URGENT CARE			13	100%	13
COVANCE CENTRAL LABORATORY			13	100%	13
FLORIDA STATE HOSPITAL			13	100%	13
MED TECH SERVICES OF PALM BEACH INC		13			13
MINUTE CLINIC DIAGNOSTIC OF TEXAS, LLC		13			13
KINGS BAY PEDIATRICS LLC		9	4	31%	13
CORNER OAK ESTATE LLC		13			13
NATIONAL GENETICS INST LABCORP		4	9	69%	13
HORIZON MEDICAL GROUP		11	2	15%	13
MIRACLE ALF INC		12			12
CVS MINUTE CLINIC, LLC		10	2	17%	12
CVS TX8321POCT MCKINNEY		12			12
GEORGE W FERGUSON MD-CONCIERGE MEDICAL SERVICES PL		11	1	8%	12
WOODLAND TOWERS		6	6	50%	12
DOC PAM PA		11	1	8%	12
ST PETER'S UNIVERSITY HOSPITAL		9	3	25%	12
URGENT CARE OF NEW YORK		12			12
GRAND VILLA OF MELBOURNE		10	2	17%	12
MERCY MEDICAL CENTER		5	7	58%	12
INTEGRATED FAMILY MEDICAL CENTER			12	100%	12
MHHS All Lab Subsection		12			12
BARRANCO CLINIC,THE	3	9			12
VERITAS RESEARCH CORP			12	100%	12

# COVID-19: testing by laboratory

Data through Mar 23, 2021 verified as of Mar 24, 2021 at 09:25 AM

Data in this report are provisional and subject to change.

The numbers in the table below represent the number of Florida and non-Florida residents for whom test results were received by the Department of Health. A person can be tested by more than one laboratory and can have both positive and negative results. **Therefore, the sum of the numbers in each column will be larger than the total number of people tested.**

Reporting lab	Inconclusive	Negative	Positive	Percent positive	Total
COLLIER COUNTY HEALTH DEPT.		7	5	42%	12
PANCARE HEALTH - WEWA ELEMENTARY			12	100%	12
NAPLES GREEN VILLAGE		12			12
MI2297090CV HOLLAND-23D2189684		12			12
VILLA HEALTH NH LLC		10	2	17%	12
SAMARITAN MEDICAL CENTER		12			12
RUSSELL MEDICAL CENTER		11	1	8%	12
MONTEFIORE NYACK HOSPITAL AFFILIATED LABORATORY		11	1	8%	12
WELLMED AT PORT ST LUCIE WEST		8	4	33%	12
GLEN OAKS HEALTH AND REHABILITATION CENTER			12	100%	12
IREPERTOIRE_MOL_LAB		12			12
HAVEN HOSPICE			12	100%	12
FLORIDA DEPARTMENT OF HEALTH WASHINGTON COUNTY		7	5	42%	12
MC DIAGNOSTIC OF CONNECTICUT PC #459		12			12
ADVENTIST HEALTH SYSTEM		11	1	8%	12
CVS NY491POCT JACKSON HEIGHTS		12			12
CARROLL GARDENS URGENT CARE		12			12
CVS NC2357POCT HUNTERSVILLE		10	2	17%	12
ADVENTHEALTH MEDICAL GROUP CARE CLINIC AT		8	4	33%	12
FAMILY MEDICINE AT LONGWOOD			12	100%	12
PREMIUM HEALTH CARE			12	100%	12
CVS NC187POCT CHARLOTTE		11	1	8%	12
LEON CHD		12			12
BROOKDALE CITRUS			12	100%	12
APPLE DIAGNOSTICS LAB		5	7	58%	12
SOMA MEDICAL CENTER, P.A.			12	100%	12
CVS TN5601POCT LENOIR CITY		10	2	17%	12
Lady Lake Specialty Care			12	100%	12
DELIVER MY MEDS CORP		12			12
FLORIDA DEPT OF HEALTH		4	8	67%	12
MINUTECLINIC DIAGNOSTIC OF TN, PC 4992		12			12
TMH PHYSICIAN PARTNERS - MONTICELLO		10	2	17%	12
LIFE CARE OF PORT SAINT LUCIE		3	9	75%	12
DEPARTMENT OF PUBLIC HEALTH		12			12
ACADIAN DIAGNOSTIC LABORATORIES		8	4	33%	12
MEDEXPRESS URGENT CARE - MONROE		12			12
GAMMA DIAGNOSTIC LAB LLC			12	100%	12
FAMILY MEDICINE AT HUNTERS CREEK		12			12
MC DIAGNOSTIC OF CONNECTICUT, PC # 257		11	1	8%	12
RED MOUNTAIN DIAGNOSTICS		12			12
CULINARY INSTITUTE OF AMERICA STUDENT	3	9			12
SENIOR HOME CARE INC		12			12
BRITO MEDICAL CENTER		10	2	17%	12
SUWANNEE COUNTY JAIL		11	1	8%	12
CVS MINUTE CLINIC DIAGNOSTIC OF TEXAS, LLC		9	3	25%	12
PRIMECARE AT PORT ORANGE			12	100%	12
MINUTECLINIC INCORPORATE, LLC		9	3	25%	12

# COVID-19: testing by laboratory

Data through Mar 23, 2021 verified as of Mar 24, 2021 at 09:25 AM

Data in this report are provisional and subject to change.

The numbers in the table below represent the number of Florida and non-Florida residents for whom test results were received by the Department of Health. A person can be tested by more than one laboratory and can have both positive and negative results. **Therefore, the sum of the numbers in each column will be larger than the total number of people tested.**

Reporting lab	Inconclusive	Negative	Positive	Percent positive	Total
THE PLAZA AT PARKSQUARE		12			12
SEBRING PEDIATRICS LLC			12	100%	12
BROWARD DIALYSIS			12	100%	12
SUMMIT ATLANTIC SURGERY CENTER		12			12
MEDEXPRESS URGENT CARE - CHRISTIANBURG		8	4	33%	12
MEDLABS DIAGNOSTICS		10	2	17%	12
CARE FAST MURABELLA		7	5	42%	12
METHODIST MEDICAL CENTER		9	3	25%	12
GULF COAST MEDICAL GROUP		5	7	58%	12
MERIDIAN AT WATERWAYS, THE		10	2	17%	12
LAB UNKNOWN		1	11	92%	12
VA MEDICAL CENTER			12	100%	12
ORMOND MEDICAL ARTS		3	9	75%	12
MEDEXPRESS URGENT CARE-ALTOONA		10	2	17%	12
OHIO STATE UNIVERSITY MEDICAL CENTER			12	100%	12
FHCP-PORT ORANGE		3	9	75%	12
BAYSIDE LABORATORIES INC		12			12
BAPTIST HEALTH			12	100%	12
MINUTECLINIC, LLC #4507		11	1	8%	12
ILLINOIS DEPT OF PUBLIC HEALTH LAB - SPRINGFIELD			11	100%	11
ADVENTIST HEALTH SYSTEM FLORIDA DEPT OF HEALTH		7	4	36%	11
CREATIVE TESTING SOLUTIONS		4	7	64%	11
MINUTECLINIC, LLC #1470		10	1	9%	11
BIOTECH CLINICAL LABORATORIES, INC.		1	10	91%	11
DMH STEINHATCHEE FAMILY MEDICINE		8	3	27%	11
CONSULATE HEALTH CARE OF PENSACOLA			11	100%	11
MINUTECLINIC DIAGNOSTIC OF PA, LLC (1036)		9	2	18%	11
MEDICAL CENTER AFFILIATES WEST PALM			11	100%	11
VIGILINT HEALTHCARE		9	2	18%	11
PRIMECARE ACQUISITION FAMILY PRACTICE INC		11			11
PHYSICIANS REGIONAL MEDICAL CTR - COLLIER BLVD			11	100%	11
GRACE COMMUNITY PHARMACY		1	10	91%	11
ALCOVE ASSISTED LIVING FACILITY		11			11
MEYER PEDIATRICS CHTD		11			11
PINELLAS COUNTY HEALTH DEPARTMENT		2	9	82%	11
MINUTECLINIC DIAGNOSTIC OF NEW MEXICO		11			11
VIBRANT AMERICA		9	2	18%	11
CVS MINUTE CLINIC DIAGNOSTIC OF TEXAS,LLC		9	2	18%	11
GENESIS		7	4	36%	11
VITAS HEALTH INC		5	6	55%	11
MEDEXPRESS URGENT CARE - PANTOPS		10	1	9%	11
MINUTECLINIC DIAGNOSTIC OF NORTH CAROLINA, PC		10	1	9%	11
HNL LAB MEDICINE		8	3	27%	11
GRAND VILLA OF DELRAY EAST		11			11
BRONSON FIRE DEPARTMENT		11			11
IGENEX INC		11			11
Rosewood Healthcare and Rehabilitation Center		5	6	55%	11



# COVID-19: testing by laboratory

Data through Mar 23, 2021 verified as of Mar 24, 2021 at 09:25 AM

Data in this report are provisional and subject to change.

The numbers in the table below represent the number of Florida and non-Florida residents for whom test results were received by the Department of Health. A person can be tested by more than one laboratory and can have both positive and negative results. **Therefore, the sum of the numbers in each column will be larger than the total number of people tested.**

Reporting lab	Inconclusive	Negative	Positive	Percent positive	Total
DR PHILLIPS MEDICAL WELLNESS CENTER		11			11
GRAND AVE PHARMACY		1	10	91%	11
NORTH OKALOOSA PHYSICIAN GROUP		10	1	9%	11
MINUTECLINIC, LLC #244		10	1	9%	11
45TH 1		11			11
ANYLABTEST NOW		4	7	64%	11
St. Annes Nursing Center, St. Annes Residence, Inc.		11			11
HAWTHORNE INN OF LAKELAND		11			11
CLEVELAND TENNESSEE HOSPITAL COMPANY		10	1	9%	11
PALM BEACH PATHOLOGY		9	2	18%	11
THE TERRACE OF SAINT CLOUD		9	2	18%	11
PERSONAL PEDIATRICS PA		8	3	27%	11
MAIMONIDES MEDICAL CENTER		8	3	27%	11
ASSOCIATES MD CYPRESS CREEK			11	100%	11
CARENOW URGENT CARE-DONELSON		8	3	27%	11
LEE PHYSICIAN GROUP COLLEGE POINT		11			11
St Joseph's Hospital & Medical Center		10	1	9%	11
CARLOS PORTU MD, PLLC			11	100%	11
PRODUCTION HEALTH SAFETY MANAGEMENT		11			11
REDMED CLINIC OF ARLINGTON		10	1	9%	11
LANE PEDIATRICS PA		1	10	91%	11
MEDEXPRESS URGENT CARE MONACA		11			11
TELEVISIT PALM BAY FAMILY PRACTICE		9	2	18%	11
WANTAGH URGENT CARE		8	3	27%	11
MINUTECLINIC LLC (1435)		10	1	9%	11
J AND J VISTAKON EMPLOYEE HEALTH CENTER		10	1	9%	11
WATSON HEALTHCARE		8	3	27%	11
AZALEA HEALTH		2	9	82%	11
UMHC/SYLVESTER AT KENDALL		1	10	91%	11
MINUTECLINIC DIAGNOSTIC OF ILLINOIS LL		9	2	18%	11
MOUNT DORA PEDIATRICS		9	2	18%	11
WINTER PARK CARE AND REHABILITATION			11	100%	11
CITY OF LAKE MARY EMPLOYEE HEALTH CENTER		9	2	18%	11
CARINGTON MANOR		11			11
URGENT TEAM MANAGEMENT OF TENNESSEE		10	1	9%	11
CVS MINUTE CLINIC DIAGNOSTIC OF TN #3293		10	1	9%	11
PRIME MEDICAL CARE, LLC		11			11
HEALTH NETWORK LABORATORIES		7	4	36%	11
FLORIDA HOSPITAL PHYSICIAN GROUP		3	8	73%	11
ELITE HOME HEALTH SERVICES		11			11
MINUTECLINIC DIAGNOSTIC OF TN PC #6415		10	1	9%	11
JOHN W NORRIS III MD PA	1		10	91%	11
MEDEXPRESS URGENT CARE CHARLESTON		7	4	36%	11
MINUTECLINIC, LLC #1492		11			11
ACCENTCARE		11			11
GENOPTIX MEDICAL LABORATORY		10	1	9%	11
CVS CA9165POCT SAN DIEGO		11			11

# COVID-19: testing by laboratory

Data through Mar 23, 2021 verified as of Mar 24, 2021 at 09:25 AM

Data in this report are provisional and subject to change.

The numbers in the table below represent the number of Florida and non-Florida residents for whom test results were received by the Department of Health. A person can be tested by more than one laboratory and can have both positive and negative results. **Therefore, the sum of the numbers in each column will be larger than the total number of people tested.**

Reporting lab	Inconclusive	Negative	Positive	Percent positive	Total
AIM LABORATORIES			11	100%	11
ATMORE NURSING CENTER		10	1	9%	11
ALACHUA			11	100%	11
ST JOSEPH WOMENS HOSPITAL			11	100%	11
TROPICANA		5	6	55%	11
RICHMOND UNIVERSITY MEDICAL CENTER		9	2	18%	11
ORANGE PARK PEDIATRIC ASSOCIATES		1	10	91%	11
TAMPA URGENT CARE			11	100%	11
VIRTUA WEST JERSEY HOSPITAL VOORHEES		9	2	18%	11
LPG PRIMARY CARE AT MATTHEW DRIVE		11			11
CARENOW URGENT CARE-HERMITAGE		7	4	36%	11
BAYONET POINT HOSPITAL			11	100%	11
LONGWOOD PEDIATRICS LLC			11	100%	11
APPALACHIAN REGIONAL HEALTHCARE SYSTEM		10	1	9%	11
BRIDGE DIAGNOSTICS			11	100%	11
CVS MINUTE CLINIC DIAGNOSTIC OF VIRGINIA		11			11
Solaris Healthcare Pensacola			11	100%	11
WELLMED AT SOUTH PARSONS		9	2	18%	11
MEDEXPRESS URGENT CARE - BENTON HARBOR		11			11
CROSSROADS URGENT CARE, PLLC		11			11
COLLIER HMA PHYSICIAN MANAGEMENT, LLC		2	9	82%	11
NIGHT LITE PEDIATRICS CENTER, LLC		1	10	91%	11
UNIVERSITY CENTRA CARE		10	1	9%	11
SEMORAN FAMILY HEALTH LLC		10	1	9%	11
KEY WEST URGENT CARE, INC		3	7	70%	10
MINUTE CLINIC LLC #2775		9	1	10%	10
ONEIDA HEALTHCARE CENTER		8	2	20%	10
Westchester General Hospital			10	100%	10
BROWARD HEALTH CARE			10	100%	10
MEDEX REGIONAL LABORATORIES LLC		1	9	90%	10
MEDEXPRESS URGENT CARE - SALEM		6	4	40%	10
MEDEXPRESS URGENT CARE PARKERSBURG		8	2	20%	10
GLADES COUNTY DETENTION CENTER		1	9	90%	10
KEY TRAINING CENTER			10	100%	10
PANCARE HEALTH - VERNON ELEMENTARY			10	100%	10
MEDEXPRESS URGENT CARE - WINCHESTER GATEWAY		8	2	20%	10
HIRAM COLLEGE HEALTH CENTER (ABBOTT)		10			10
SAMARITAN HOSPITAL LABORATORY		9	1	10%	10
NEMOURS CHILDREN'S URGENT			10	100%	10
DSI MANAGEMENT LLC		10			10
BROOKDALE PANAMA CITY		9	1	10%	10
KIDSVILLE PEDIATRICS			10	100%	10
DES PLAINES CLINICAL LAB		3	7	70%	10
MOSOLF PEDIATRICS			10	100%	10
ACCESS PHARMACY		10			10
PBC PREMIER FAMILY HEALTH			10	100%	10
WALGREENS #04809		7	3	30%	10

# COVID-19: testing by laboratory

Data through Mar 23, 2021 verified as of Mar 24, 2021 at 09:25 AM

Data in this report are provisional and subject to change.

The numbers in the table below represent the number of Florida and non-Florida residents for whom test results were received by the Department of Health. A person can be tested by more than one laboratory and can have both positive and negative results. **Therefore, the sum of the numbers in each column will be larger than the total number of people tested.**

Reporting lab	Inconclusive	Negative	Positive	Percent positive	Total
Avalon Healthcare and Rehabilitation Center			10	100%	10
HCR MANORCARE		10			10
ST CLOUD COMPOUNDING PHARMACY & WELLNESS CENTER		9	1	10%	10
TENNESSEE DEPARTMENT OF HEALTH (TDH) - CENTRAL LABORATORY		2	8	80%	10
MC DIAGNOSTIC OF CONNECTICUT, PC #1966		10			10
ALABAMA DEPARTMENT OF PUBLIC HEALTH		1	9	90%	10
LAKE NONA MEDICAL SERVICES		3	7	70%	10
SUPERIOR RESIDENCES OF CLERMONT		2	8	80%	10
BOCA RATON REGIONAL HOSPITAL LAB			10	100%	10
NEW JERSEY DEPARTMENT OF HEALTH COMMUNICABLE DISEASE SERVICE		3	7	70%	10
NORTON HEALTHCARE			10	100%	10
MISSOURI DEPARTMENT OF HEALTH AND SENIOR SERVICES			10	100%	10
TINA'S ASSISTED LIVING FACILITY CORP		10			10
MAINSTREET FAMILY CARE			10	100%	10
URGENT CARE CENTER AT PINNACLE		4	6	60%	10
BEAUMONT LABORATORY			10	100%	10
PALM BEACH CDH - DELRAY BEACH			10	100%	10
BELLE GLADES HEALTH CLINIC			10	100%	10
MINUTECLINIC DIAGNOSTIC OF NORTH CAROLINA PC #5341		7	3	30%	10
CORONA PATHOLOGY		10			10
LAKE BALDWIN CBOC		9	1	10%	10
VENICE GREEN VILLAGE		3	7	70%	10
CHILDREN'S HEALTHCARE OF ATLANTA/EGLESTON		10			10
URGENT CARE & FAMILY PRACTICE CENTER			10	100%	10
LAKE CO SCHOOLS EMPLOYEE HEALTH & WELLNESS CENTER	1	7	2	20%	10
CARENOW URGENT CARE - EAST NASHVILLE		8	2	20%	10
ADVENTHEALTH MEDICAL GROUP PEDIATRIC & ADOLESCENT		9	1	10%	10
CBC LAB		3	7	70%	10
ARBORS OF GULF BREEZE, THE		8	2	20%	10
PLYMOUTH HARBOR INCORPORATED		9	1	10%	10
ST MARYS MEDICAL CENTER			10	100%	10
Maury Regional Hospital		6	4	40%	10
VETERNANS ADMINISTRATION			10	100%	10
CENTRAL JERSEY URGENT CARE OF EATONTOW		9	1	10%	10
WESTPAC LABS INC	1		9	90%	10
MINUTECLINIC DIAGNOSTIC OF OKLAHOMA		8	2	20%	10
RPC@HODGES		2	8	80%	10
CVS MINUTE CLINIC DIAGNOSTIC		9	1	10%	10
RHODE ISLAND DEPARTMENT OF HEALTH			10	100%	10
SOMA MEDICAL CENTER PA #4			10	100%	10
MONROE COUNTY HOSPITAL		7	3	30%	10
AFC URGENT CARE - CEDAR GROVE		10			10
NATURE COAST REGIONAL MEDICAL CENTER		1	9	90%	10
MINUTE CLINIC DIAGNOSTIC OF SC, LLC #42		9	1	10%	10
ISLAND COAST PEDIATRICS IN-HOUSE LAB		10			10
MEDICAL LABORATORY DIAGNOSTICS			10	100%	10
HIGH TOWER ALF LLC		9	1	10%	10

# COVID-19: testing by laboratory

Data through Mar 23, 2021 verified as of Mar 24, 2021 at 09:25 AM

Data in this report are provisional and subject to change.

The numbers in the table below represent the number of Florida and non-Florida residents for whom test results were received by the Department of Health. A person can be tested by more than one laboratory and can have both positive and negative results. **Therefore, the sum of the numbers in each column will be larger than the total number of people tested.**

Reporting lab	Inconclusive	Negative	Positive	Percent positive	Total
CITY OF TALLAHASSEE		10			10
NEW YORK PRESBYTERIAN - LOWER MANHATTAN		10			10
MEDEXPRESS URGENT CARE-KATY		7	3	30%	10
INFEXIONSHIELD INC.		10			10
MEDI-DRUG INC		9	1	10%	10
CVS MINUTE CLINIC DIAGNOSTIC PA #3060		9	1	10%	10
MOLECULAR PATHOLOGY LABORATORY			10	100%	10
PRORENATA LABS		2	8	80%	10
SONORA QUEST LABORATORIES			10	100%	10
CITY OF SANFORD EMPLOYEE HEALTH AND		10			10
EMERGENCY MEDICAL CENTER		4	6	60%	10
PEDIATRICS IN BREVARD-COCOA BEACH		5	5	50%	10
UNIVERSITY OF MIAMI MILLER SCHOOL OF MEDICINE			10	100%	10
ORLANDO MEDICAL CENTER PL		1	9	90%	10
MINUTECLINIC, LLC, DBA MINUTECLINIC #2		9	1	10%	10
COMMUNITY HEALTH CENTER		2	8	80%	10
THE MARY IMOGENE BASSETT HOSPITAL		10			10
WALGREENS #07936		9	1	10%	10
VITALANT		1	9	90%	10
FAMILY HEALTH CENTER AT PORT ST JOHN		4	6	60%	10
VASCONCELLO COHEN MD PA		9	1	10%	10
NOT INDICATED		1	9	90%	10
LUXOR SCIENTIFIC LLC		1	9	90%	10
METHODIST HOSPITAL			10	100%	10
CVS PA6902POCT BRYN MAWR		8	2	20%	10
Signature Healthcare of Savannah		10			10
AMERICAN HOUSE FORT MYERS		10			10
ST. PETERSBURG PEDIATRICS			10	100%	10
PEPIN ACADEMIES-PASCO		10			10
PHASE2 LABS	2	6	2	20%	10
MEDEXPRESS URGENT CARE - BEECH GROVE		9	1	10%	10
SAVANNAH MANOR ASSISTED LIVING COMMUNITY			10	100%	10
FLEMING ISLAND CENTER FOR CLINICAL RESEARCH		10			10
CVS TX10016POCT PRINCETON		9			9
MINUTECLINIC DIAGNOSTIC OF NEW JERSEY, LLC # 7069		9			9
OPTUM SILVER LAKES			9	100%	9
ST VINCENT'S CHILTON		7	2	22%	9
VILLAGE PLACE HEALTH AND REHAB		9			9
LAWRENCE TECHNOLOGICAL UNIVERSITY		9			9
DYNAMIC HEALTH CENTERS INC		5	4	44%	9
COLLIER BLVD HMA PHYSICIAN MANAGEMENT,, LLC			9	100%	9
VETERANS AFFAIRS MEDICAL CENTER - OUTPATIENT			9	100%	9
Consulate Health Care of Brandon		7	2	22%	9
PASSPORT HEALTH			9	100%	9
CLAYMED OF NORTH FLORIDA			9	100%	9
REMISE OCCUPATIONAL HEALTH SOLUTIONS INC			9	100%	9
CVS NJ617POCT CEDAR GROVE		8	1	11%	9

# COVID-19: testing by laboratory

Data through Mar 23, 2021 verified as of Mar 24, 2021 at 09:25 AM

Data in this report are provisional and subject to change.

The numbers in the table below represent the number of Florida and non-Florida residents for whom test results were received by the Department of Health. A person can be tested by more than one laboratory and can have both positive and negative results. **Therefore, the sum of the numbers in each column will be larger than the total number of people tested.**

Reporting lab	Inconclusive	Negative	Positive	Percent positive	Total
ORLANDO HEALTH PHYSICIAN ASSOCIATES		4	5	56%	9
MINUTE CLINIC LLC # 2033		8	1	11%	9
CVS HEALTH, #2043		9			9
MEDEXPRESS URGENT CARE-LATROBE		9			9
CVS HEALTH MINUTE CLINIC		1	8	89%	9
ENCOMPASS HOME HEALTH OF THE SOUTHEAST LLC		9			9
FLORIDA CENTER FOR DERMATOLOGY LABORATORY			9	100%	9
INSPIRED LIVING AT PALM BAY		7	2	22%	9
CVS PHARMACY NO 274		9			9
ROSECASTLE			9	100%	9
CARENOW URGENT CARE-GREEN HILLS		9			9
JOHNS HOPKINS ALL CHILDRENS			9	100%	9
CHILDREN'S HEALTH CENTER INC.		7	2	22%	9
Fouraker Hills Rehab and Nursing			9	100%	9
MINUTECLINIC, LLC, DBA MINUTECLINIC #6106		7	2	22%	9
CHEMISYS LABORATORIES		1	8	89%	9
PEDIATRIC HEALTH CARE ALLIANCE			9	100%	9
MICHIGAN DEPARTMENT OF COMMUNITY HEALTH		1	8	89%	9
NIGHT LITE PEDIATRICS CENTER		1	8	89%	9
MINUTECLINIC, LLC #4682		5	4	44%	9
BERRYHILL MANOR		9			9
NORTHSHORE UNIVERSITY HEALTHSYSTEM EVANSTON HOSPITAL LAB			9	100%	9
MINUTE-CLINIC DIAGNOSTIC OF VIRGINIA, LLC		9			9
MIDMICHIGAN MEDICAL CENTER			9	100%	9
WINDSOR OF SAN PABLO, THE		6	3	33%	9
MINUTE CLINIC LLC #1448		8	1	11%	9
BEAUMONT EMERGENCY CENTER			9	100%	9
BAYFRONT HEALTH ST PETERSBURG		8	1	11%	9
WINTER PARK INTERNAL MEDICINE MD PA		7	2	22%	9
MINUTECLINIC DIAGNOSTIC OF TN PC #5671		5	4	44%	9
CVS MINUTE CLINIC DIAG OF IND, LLC #6549		9			9
MINUTECLINIC DIAGNOSTIC OF TN PC #242		6	3	33%	9
NORTHWEST FLORIDA COMMUNITY HOSPITAL LABORATORY		8	1	11%	9
BRENNITY AT VERO BEACH, THE			9	100%	9
GCPM MANUAL MICROBIOLOGY		1	8	89%	9
UNIVERSITY HOSPITALS OF CLEVELAND		5	4	44%	9
OUR HOME AT BEACON HILL			9	100%	9
ILLINOIS DEPARTMENT OF PUBLIC HEALTH		1	8	89%	9
MINUTECLINIC DIAGNOSTIC OF NEW JERSEY,		8	1	11%	9
IMMUNOGENOMICS LLC		6	3	33%	9
MINUTECLINIC DIAGNOSTIC OF MAINE, LLC		7	2	22%	9
NITIN BAWA PROFESSIONAL ASSOCIATES			9	100%	9
ST VINCENT'S ST CLAIR		6	3	33%	9
WINDSOR OF GAINESVILLE		9			9
MINUTECLINIC DIAGNOSTIC OF MINNESOTA		9			9
FLORIDA MENTOR		7	2	22%	9
MEDEXPRESS URGENT CARE - FORT WORTH S		8	1	11%	9



# COVID-19: testing by laboratory

Data through Mar 23, 2021 verified as of Mar 24, 2021 at 09:25 AM

Data in this report are provisional and subject to change.

The numbers in the table below represent the number of Florida and non-Florida residents for whom test results were received by the Department of Health. A person can be tested by more than one laboratory and can have both positive and negative results. **Therefore, the sum of the numbers in each column will be larger than the total number of people tested.**

Reporting lab	Inconclusive	Negative	Positive	Percent positive	Total
WESTCHESTER GENERAL HOSPITAL BLOOD GAS LAB			9	100%	9
PRECISION GENETICS			9	100%	9
DAVID LAWRENCE CENTER INC		7	2	22%	9
ROSEMONT GARDENS INC		9			9
ECC PEDIATRICS		9			9
PUTNAM FAMILY CARE INC		3	6	67%	9
GOOD SAMARITAN MEDICAL CENTER			9	100%	9
CVS MO8590POCT KANSAS CITY		5	4	44%	9
MEDICANA NURSING AND REHAB CENTER			9	100%	9
PATEL MEDICAL VENTURES		8	1	11%	9
ANY LAB TEST NOW INC			9	100%	9
LAKE NONA MEDICAL SERVICE LLC		9			9
CARENOW URGENT CARE-MT JULIET		8	1	11%	9
ALBION COLLEGE (ABBOTT)		9			9
GRAND VILLA OF PALM COAST		9			9
UNIVERSITY MEDICAL CENTER		8	1	11%	9
SUNCREST OMNI		9			9
ALLIANCE HEALTH AND REHABILITATION CENTER		9			9
UCARE			9	100%	9
MINUTE CLINIC DIAGNOSTIC OF TN PC #64		9			9
OMNI			9	100%	9
ENCORE AT BOCA RATON, THE			9	100%	9
NASCAR EVENT MANAGEMENT, LLC		9			9
LIFELINK TISSUE BANK D/B/A LIFELINK TISSUE BANK		8	1	11%	9
MINUTE CLINIC OF KANSAS PA		5	4	44%	9
Manor Care of Dunedin		6	3	33%	9
BUENA VIDA ESTATES			9	100%	9
UHEALTH UNIVERSITY OF MIAMI			9	100%	9
MINUTE-CLINIC DIAGNOSTIC OF VIRGINIA, LLC #2003		6	3	33%	9
MEDLAB INC		9			9
MINUTECLINIC DIAGNOSTIC OF TN PC #240		8	1	11%	9
MAGNOLIA MANOR			9	100%	9
FLORIDA HOSPITAL WINTER PARK		7	2	22%	9
MINUTECLINIC #8760		9			9
LOREY ALF		9			9
ASSOCIATES IN MEDICINE		7	2	22%	9
MINUTECLINIC DIAGNOSTICS OF IND, LLC		9			9
MOBILE RESPONSE DIAGNOSTICS LLC		8	1	11%	9
PENSACOLA CLUSTER			9	100%	9
PINELLAS PARK FIRE DEPARTMENT		9			9
WESTERN NEW YORK IMMEDIATE MEDICAL CAR		9			9
PALM BAY URGENT CARE PL		1	8	89%	9
MC DIAGNOSTIC OF CONNECTICUT, PC #1043		9			9
MINUTECLINIC, LLC, MINUTECLINIC #7637		7	2	22%	9
CVS SC7556POCT WEST COLUMBIA		9			9
FAMILY PRACTICE OF DAVIE INC			9	100%	9
RIVERVIEW REGIONAL MEDICAL CENTER		7	2	22%	9

# COVID-19: testing by laboratory

Data through Mar 23, 2021 verified as of Mar 24, 2021 at 09:25 AM

Data in this report are provisional and subject to change.

The numbers in the table below represent the number of Florida and non-Florida residents for whom test results were received by the Department of Health. A person can be tested by more than one laboratory and can have both positive and negative results. **Therefore, the sum of the numbers in each column will be larger than the total number of people tested.**

Reporting lab	Inconclusive	Negative	Positive	Percent positive	Total
NEW HAMPSHIRE DEPARTMENT OF HEALTH AND HUMAN SERVICES		3	6	67%	9
MINUTE CLINIC INCORPORTE		9			9
LAKEVIEW HEALTH SYSTEMS			9	100%	9
VENICE REGIONAL BAYFRONT HEALTH			9	100%	9
UF HEALTH		1	8	89%	9
MEDEXPRESS URGENT CARE - SWANSEA, N ILLINOIS ST		8	1	11%	9
NEMOURS CHILDREN'S PRIMARY CARE VERO BEACH			9	100%	9
WADSWORTH CENTER - DAVID AXELROD INSTITUTE		8	1	11%	9
VAIL VALLEY MEDICAL CENTER			8	100%	8
SELECT PHYSICIANS ALLIANCE PL		8			8
CVS PA1671POCT LANCASTER		8			8
BENNETT PEDIATRICS		8			8
MINUTECLINIC #2860		6	2	25%	8
BENSONHURST URGENT CARE		8			8
TRUE HEALTH		5	3	38%	8
CURATIVE		1	7	88%	8
GENE STREET LABORATORIES, LLC		6	2	25%	8
ARCHBOLD MEMORIAL HOSPITAL/LAB		3	5	63%	8
THE WOLFF CENTER FOR CHILD & ADOLESCENT HEALTH			8	100%	8
BLOOMINGDALE PEDIATRIC ASSOCIATES PA			8	100%	8
CAREPOINT CLINIC		5	3	38%	8
MEDEXPRESS ELKINS		8			8
MINUTE CLINIC DIAGNOSTIC OF MICHIGAN PC		8			8
BARTON PARKER OD PC		8			8
CVS NC5591POCT STATESVILLE		7	1	13%	8
ST CLOUD PHYSICIAN MANAGMENT LLC		7	1	13%	8
DORAL URGENT CARE			8	100%	8
PUTNAM COUNTY EMERGENCY RESCUE SERVICE		5	3	38%	8
SURGOINSVILLE PHARMACY		8			8
MINUTECLINIC DIAGNOSTIC OF VIRGINIA		8			8
MINUTECLINIC DIAGNOSTIC OF TN PC #386		7	1	13%	8
CARE ATC - CITY OF BOYNTON BEACH	1	2	5	63%	8
ST JOSEPH'S HOSPITAL NORTH LABORATORY			8	100%	8
DIAGNOSTIC CLINIC		7	1	13%	8
CARDIOTHORACIC SURGERY OF HYDE PARK			8	100%	8
SYLVESTER AT PLANTATION LABORATORY		7	1	13%	8
CAN COMMUNITY HEALTH, INC		8			8
CVS MINUTE CLINIC, LLC #22		7	1	13%	8
FLORIDA KEYS CONCIERGE MEDICINE, LLC		6	2	25%	8
MEDEXPRESS URGENT CARE, BUTLER		5	3	38%	8
CIGNA ONSITE HEALTH LLC		2	6	75%	8
WALK-IN MEDICAL CARE			8	100%	8
EXPRESS TEST			8	100%	8
BIOTECH PHARMACEUTICAL GROUP LLC			8	100%	8
CAPRONA GROUP HOME		2	6	75%	8
APEX HOME HEALTH CARE		7	1	13%	8
JACKSON CLINIC PA,THE		4	4	50%	8

# COVID-19: testing by laboratory

Data through Mar 23, 2021 verified as of Mar 24, 2021 at 09:25 AM

Data in this report are provisional and subject to change.

The numbers in the table below represent the number of Florida and non-Florida residents for whom test results were received by the Department of Health. A person can be tested by more than one laboratory and can have both positive and negative results. **Therefore, the sum of the numbers in each column will be larger than the total number of people tested.**

Reporting lab	Inconclusive	Negative	Positive	Percent positive	Total
WILLIAMSBURGH CHAI CARE		7	1	13%	8
DOH-TAMPA BRANCH LABORATORY (MLK BLVD)		4	4	50%	8
ETHOS LABORATORIES		7	1	13%	8
NORTHSIDE HOSPITAL ATLANTA		3	5	63%	8
MIAMI COMPREHENSIVE MEDICINE GROUP PA		4	4	50%	8
HEALTHMARK REGIONAL HOSPITAL LAB		4	4	50%	8
WHITE SANDS OUTPATIENT SERVICES (WSOP SERVICES LLC		8			8
BETH ISRAEL MEDICAL CENTER LABS		8			8
FLORIDA CLINICAL LAB		1	7	88%	8
DOCTOR'S IN-HOUSE LAB/COMMUNITY HEALTH CENTERS OF PINELLAS - CLEARWATE			8	100%	8
MEDEXPRESS URGENT CARE - FAYETTEVILLE		6	2	25%	8
INTERNAL MEDICINE ASSOCIATES OF JACKSON HOSPITAL			8	100%	8
MINUTE CLINIC LLC #5706		7	1	13%	8
PALM BEACH COUNTY HEALTH DEPARTMENT LABORATORY			8	100%	8
CVS TX7162POCT HOUSTON		8			8
GOLISANO CHILDREN'S HOSPITAL OF SOUTHWEST FLORIDA		6	2	25%	8
THOMAS JEFFERSON UNIVERSITY HOSPITAL		4	4	50%	8
MEDEXPRESS URGENT CARE - MAPLE DRIVE		7	1	13%	8
MINUTECLINIC DIAG OF IND, LLC #2387		7	1	13%	8
CONSULATE HEALTH CARE		7	1	13%	8
MINUTE CLINIC LLC #10203		6	2	25%	8
FOUNTAINVIEW BY FIVE STAR QUALITY CARE		7	1	13%	8
ALLEGRO - TAMPA	1	4	3	38%	8
X-GENE MOLECULAR LABS		1	7	88%	8
MED & CO INVESTMENT LLC		7	1	13%	8
FHPG_EXP CARE W HILLSBOROUGH			8	100%	8
ST LUKES ROOSEVELT LABORATORY		7	1	13%	8
HEALTHY MINORS PEDIATRIC URGENT CARE		7	1	13%	8
MONTEFIORE MEDICAL CENTER LABORATORIES - NORTH		8			8
FLORIDA HEART AND VASCULAR MULTISPECIALTY GROUP		8			8
HOLY NAME MEDICAL CENTER	1	6	1	13%	8
WELLIGENT		1	7	88%	8
MINUTECLINIC DIAGNOSTIC OF OHIO #7790		6	2	25%	8
VENICE REGIONAL MEDICAL CENTER			8	100%	8
MARQUESA MEDICAL		7	1	13%	8
CIAN DIAGNOSTICS			8	100%	8
MEDEXPRESS URGENT CARE - CLARKSBURG		7	1	13%	8
INTERNAL MEDICINE AND AESTHETICS OF NAPLES LLC		8			8
IU HEALTH PATHOLOGY		1	7	88%	8
ADVANCED RESEARCH FOR HEALTH IMPROVEMENT		6	2	25%	8
ORMOND BEACH CENTRA CARE			8	100%	8
CAYUGA COUNTY HEALTH DEPARTMENT		7	1	13%	8
ORLANDO FAMILY MEDICAL INC		8			8
ALLINA HEALTH - ABBOTT NORTHWESTERN HOSPITAL		5	3	38%	8
ST. JOSEPH HOSPITAL AND HEALTH CARE INC.			8	100%	8
CLEARWATER PEDIATRIC CARE		1	7	88%	8
MEDEXPRESS URGENT CARE - CULPEPER		8			8

# COVID-19: testing by laboratory

Data through Mar 23, 2021 verified as of Mar 24, 2021 at 09:25 AM

Data in this report are provisional and subject to change.

The numbers in the table below represent the number of Florida and non-Florida residents for whom test results were received by the Department of Health. A person can be tested by more than one laboratory and can have both positive and negative results. **Therefore, the sum of the numbers in each column will be larger than the total number of people tested.**

Reporting lab	Inconclusive	Negative	Positive	Percent positive	Total
MINUTE CLINIC LLC #6765		8			8
DOTHAN PEDIATRIC CLINIC			8	100%	8
EXECUTIVE MEDICAL SERVICES		8			8
SOUTHEASTERN PEDIATRIC ASSOCIATES			8	100%	8
MEDEXPRESS URGENT CARE - BATTLE CREEK		5	3	38%	8
ATLANTIC CONSOLIDATED LABORATORY		8			8
DOCTOR'S IN HOUSE LAB			8	100%	8
CVS MINUTE CLINIC DIAGNOSTIC OF NEW JERSEY		8			8
WALGREENS #10972	1	7			8
LAKE CONWAY URGENT CARE LLC		2	6	75%	8
OSWEGO HOSPITAL LABORATORY		7	1	13%	8
HUNTINGTON VILLAGE URGENT CARE		8			8
LAB UNKNOWN		6	2	25%	8
MEDEXPRESS URGENT CARE - TARENTUM		6	2	25%	8
LEMOYNE COLLEGE WELLNESS CENTER FOR		8			8
MODMD LABORATORY		8			8
JUPITER CLINIC			8	100%	8
MINUTECLINIC DIAGNOSTIC OF TN, PC 6304		6	2	25%	8
CVS NC3319POCT CHARLOTTE		6	2	25%	8
PALMS WEST HOSPITAL			8	100%	8
MINUTECLINIC, LLC #05038		8			8
NEOGENOMICS LABORATORIES, INC		8			8
DOH JACKSONVILLE CENTRAL LABORATORY		3	5	63%	8
HEALTHPARK MEDICAL CTR NURSING SVC		8			8
Nashville Central Laboratory		8			8
ELLIS HOSPITAL LABORATORY		7	1	13%	8
WALGREEN #6538		8			8
Sunset Lake Health and Rehabilitation Center		8			8
CVS TX8351POCT BEAUMONT		7	1	13%	8
PACIFICA SUNRISE☐			8	100%	8
URGENT CARE OF LONGWOOD		1	7	88%	8
ROBERT WOOD JOHNSON HOSPITAL		7	1	13%	8
MAGNOLIA PEDIATRICS GROUP LLC			8	100%	8
GENEUS DIAGNOSTICS			8	100%	8
JOHN T MATHER MEMORIAL HOSPITAL LABORATORY		7	1	13%	8
FHCP-ORANGE CITY			8	100%	8
CVS DC1340POCT WASHINGTON		8			8
SEA LEVEL LABS			8	100%	8
NORTHSIDE HOSPITAL		2	6	75%	8
MEDEXPRESS URGENT CARE - WASHINGTON		6	2	25%	8
SOMA MEDICAL CENTER MD PA #7 PEDIATRICS			8	100%	8
DEPARTMENT OF HEALTH- CITRUS COUNTY		1	7	88%	8
DIXITKUMAR N MODI MD PA			8	100%	8
OKLAHOMA STATE DEPARTMENT OF HEALTH-PUBLIC HEALTH LABORATORY			8	100%	8
JX REF LAB			8	100%	8
STPET		6	2	25%	8
WATERFORD AT CREEKSIDE, THE			8	100%	8

# COVID-19: testing by laboratory

Data through Mar 23, 2021 verified as of Mar 24, 2021 at 09:25 AM

Data in this report are provisional and subject to change.

The numbers in the table below represent the number of Florida and non-Florida residents for whom test results were received by the Department of Health. A person can be tested by more than one laboratory and can have both positive and negative results. **Therefore, the sum of the numbers in each column will be larger than the total number of people tested.**

Reporting lab	Inconclusive	Negative	Positive	Percent positive	Total
MID-HUDSON VALLEY DIVISION OF WESTCHESTER MEDICAL		8			8
CVS MINUTE CLINIC DIAGNOSTIC MED GRP OF SAN		6	2	25%	8
BAPTIST OUTPATIENT			8	100%	8
ALACHUA COUNTY HEALTH DEPARTMENT		1	7	88%	8
ST CHARLES HOSPITAL LABORATORY		8			8
BLOOMING GARDENS OF CARE INC		8			8
MINUTECLINIC DIAG OF IND, LLC #6697		8			8
NORTH PINELLAS CHILDRENS MEDICAL CENTER INC			8	100%	8
LPG PRIMARY CARE AT COLONIAL CENTER DRIVE		7	1	13%	8
SUMTER COUNTY HEALTH DEPARTMENT		3	5	63%	8
LIFE CARE CITRUS COUNTY			8	100%	8
NORTHEAST PEDIATRICS			8	100%	8
HARBORCHASE OF DR PHILLIPS		7	1	13%	8
CVS CT1123POCT SOUTHBURY		8			8
TRUE HEALTH DIAGNOSTICS		1	6	86%	7
ORLANDO ORTHOPAEDIC CENTER		5	2	29%	7
MINUTECLINIC DIAG OF IND LLC #8651		6	1	14%	7
LEE COUNTY HEALTH DEPARTMENT		4	3	43%	7
WYOMING COUNTY COMMUNITY HOSPITAL LABORATORY		7			7
VA Primary Care Clinic at Meharry		6	1	14%	7
AVON PARK PEDIATRICS			7	100%	7
Rutgers Health Rwj University Hospital - Laboratory		4	3	43%	7
CARENOW URGENT CARE-MADISON		7			7
SOUTH FLORIDA ENT ASSOCIATES, INC			7	100%	7
PANCARE HEALTH - HOSFORD SCHOOL			7	100%	7
MIAMI BEACH COMMUNITY HEALTH CENTER INC			7	100%	7
DOCTORS CLINICAL LABORATORY, INC		5	2	29%	7
MINUTECLINIC, LLC #1796		6	1	14%	7
CVS CA9113POCT CHULA VISTA		7			7
LAKE PEDIATRICS			7	100%	7
PBC FOUND CARE INC			7	100%	7
PEDIATRICS OF CENTRAL FLORIDA		5	2	29%	7
MEDEXPRESS URGENT CARE - GLENDALE		7			7
PALM GARDEN OF SUN CITY			7	100%	7
CVS PHARMACY #8800		5	2	29%	7
CVS MINUTE CLINIC DIAG OF IND LLC #5206		6	1	14%	7
NORTHDAL REHABILITATION CENTER			7	100%	7
EMBRY-RIDDLE AERONAUTICAL UNIVERSITY HEALTH			7	100%	7
MINUTECLINIC DIAGNOSTIC OF TN PC #643		5	2	29%	7
DR. PHILLIPS MEDICAL WELLNESS CENTER		4	3	43%	7
CARENOW URGENT CARE-SOUTHLAKE			7	100%	7
FAMILY MEDICINE MEDICAL DRIVE		7			7
WILDLIGHT LAB			7	100%	7
WATAUGA MEDICAL CENTER		4	3	43%	7
VERMONT DEPARTMENT OF HEALTH		1	6	86%	7
Ocoee Health Care Center		7			7
ADVENT HEALTH APOPKA		3	4	57%	7



# COVID-19: testing by laboratory

Data through Mar 23, 2021 verified as of Mar 24, 2021 at 09:25 AM

Data in this report are provisional and subject to change.

The numbers in the table below represent the number of Florida and non-Florida residents for whom test results were received by the Department of Health. A person can be tested by more than one laboratory and can have both positive and negative results. **Therefore, the sum of the numbers in each column will be larger than the total number of people tested.**

Reporting lab	Inconclusive	Negative	Positive	Percent positive	Total
MEDEXPRESS URGENT CARE-DUBOIS		7			7
GULF COAST PEDIATRICS OF SARASOTA PA		1	6	86%	7
KEYSTONE PLACE AT NAPLES PRESERVE		4	3	43%	7
SUPREME LABORATORY			7	100%	7
CARESOUTH HHA HOLDINGS OF TALLAHASSEE LLC		7			7
CVS OH3458POCT BEAVERCREEK		7			7
KENDALL REGIONAL MEDICAL CNTR			7	100%	7
DALLAS COUNTY HEALTH AND HUMAN SERVICES			7	100%	7
MINUTECLINIC DIAGNOSTIC OF NEVADA #87		4	3	43%	7
FG RAPID		7			7
CVS CT1109POCT BETHEL		7			7
MERCY HEALTH—MUSKEGON		6	1	14%	7
WHEELER LABORATORY		6	1	14%	7
LYNMOORE,THE		7			7
NYU WINTHROP HOSPITAL PATHOLOGY		7			7
SOUTH COM HEALTH CLINIC, DEPT. OF THE ARMY		7			7
NEMOURS CHILDREN'S HOSPITAL			7	100%	7
SARAH LAWRENCE COLLEGE HEALTH SERVICES		7			7
DOTHAN WEST FAMILY MEDICINE		5	2	29%	7
LIZS ADULT CARE		7			7
HEALTH AND WELLNESS CENTER		1	6	86%	7
VICTORIAN MANOR		2	5	71%	7
ECLRS		2	5	71%	7
EL PARAISO HOME INC		7			7
CONCENTRA URGENT CARE		3	4	57%	7
SUPERIOR RESIDENCES AT CALA HILLS		7			7
ST. CLOUD PHARMACY AND WELLNESS CENTER		3	4	57%	7
MC DIAGNOSTIC OF CONNECTICUT , PC # 3		5	2	29%	7
RELIANCE MEDICAL CENTER		5	2	29%	7
MINUTECLINIC DIAGNOSTIC MED GRP OF CA		6	1	14%	7
LEPE'S HOUSE			7	100%	7
MINUTECLINIC DIAGNOSTIC OF ILLINOIS		6	1	14%	7
KANSAS DEPARTMENT OF HEALTH		2	5	71%	7
GRACE WELLNESS CENTER LLC		6	1	14%	7
MEDEXPRESS URGENT CARE MORGANTOWN		7			7
GLEN FALLS HOSPITAL DEPARTMENT OF PATHOLOGY		6	1	14%	7
ACCESS CARE MEDICAL GROUP LLC		2	5	71%	7
Thermopolis Rehabilitation Wellness		7			7
MANATEE PEDIATRICS			7	100%	7
FLORIDA CANCER SPECIALISTS & RESEARCH INSTITUTE		6	1	14%	7
EP LTC PHARMACY		5	2	29%	7
CVS OH2543POCT CANFIELD		5	2	29%	7
HOLY GARDEN ALF, INC.		7			7
MEDEXPRESS URGENT CARE - MIDLOTHIAN		6	1	14%	7
MEDEXPRESS URGENT CARE-PETERS TWP		6	1	14%	7
BRADENTON PHYSICIANS MEDICAL CENTER			7	100%	7
MEDEXPRESS URGENT CARE - STATE COLLEGE		5	2	29%	7

# COVID-19: testing by laboratory

Data through Mar 23, 2021 verified as of Mar 24, 2021 at 09:25 AM

Data in this report are provisional and subject to change.

The numbers in the table below represent the number of Florida and non-Florida residents for whom test results were received by the Department of Health. A person can be tested by more than one laboratory and can have both positive and negative results. **Therefore, the sum of the numbers in each column will be larger than the total number of people tested.**

Reporting lab	Inconclusive	Negative	Positive	Percent positive	Total
NAVAL MEDICAL CENTER SAN DIEGO			7	100%	7
DELAWARE DEPARTMENT OF HEATH		6	1	14%	7
UNIVERSITY OF WASHINGTON MEDICAL CENTER			7	100%	7
FLORIDA HOSPITAL KISSIMMEE		4	3	43%	7
PENN MEDICINE PRINCETON MEDICAL CENTER		6	1	14%	7
GOLDMAN SACHS HEALTH CENTER	1	6			7
CVS TX7827POCT ROUND ROCK		7			7
MINUTECLINIC DIAGNOSTIC OF OHIO #3407		6	1	14%	7
ORLANDO FAMILY PHYSICIANS			7	100%	7
FRESENIUS KIDNEY CARE FORT WALTON BEACH			7	100%	7
WINKLER COURT□		6	1	14%	7
HEALTH CARE LABORATORY SERVICES		1	6	86%	7
NOVANT HEALTH INPATIENT CARE		2	5	71%	7
MEDEXPRESS URGENT CARE - HOT SPRINGS		7			7
MINUTECLINIC, DIAGNOSTIC OF TEXAS, LL		6	1	14%	7
NORTH FLORIDA MEDICAL CENTERS INC		1	6	86%	7
SUNRISE SENIOR LIVING OF JACKSONVILLE			7	100%	7
CLAY PRIMARY & FAMILY CARE LLC			7	100%	7
BALTIMORE CITY HEALTH DEPT COMMUNICABLE DISEASES AND EPIDEMIOLOGY			7	100%	7
OCALA FAMILY MEDICAL CENTER		7			7
HARMONIOUS HOME HEALTH, LLC		7			7
JUPITER ISLAND PUBLIC SAFETY		5	2	29%	7
QUE		4	3	43%	7
ALL CHILDREN'S HOSPITAL		1	6	86%	7
MINUTECLINIC, LLC #03965		7			7
DOCTORS EXPRESS OF ST PETERSBURG		1	6	86%	7
OPTUM PRIMARY CARE - FOUNTAIN OAKS		3	4	57%	7
GILCHRIST COUNTY FIRE DEPARTMENT		4	3	43%	7
DOCTOR’S IN-HOUSE LAB/COMMUNITY HEALTH CENTERS OF PINELLAS –PINELLAS P			7	100%	7
SCHOOL OF PHARMACY AND PHARMACEUTICAL		7			7
YAZJI PEDIATRIC CARE LLC DBA TUKA PEDIATRICS			7	100%	7
BOCA BIOLISTICS LLC			7	100%	7
Florida Clinical Laboratory		1	6	86%	7
GRAND VILLA OF SARASOTA		6	1	14%	7
LONG ISLAND JEWISH FOREST HILLS HOSPITAL		7			7
IRL MARKET LAB			7	100%	7
FHMG_FM AND IM AVALON PARK		2	5	71%	7
PEDIATRICS URGENT CARE, LLC			7	100%	7
GENTRY PARK ORLANDO ASSISTED LIVING		6	1	14%	7
Baptist Village Retirement Communities		7			7
FLORIDA DIGESTIVE AND LIVER SPECIALIST		7			7
WEXFORD HEALTH SOURCES INC		7			7
BIRMINGHAM VAMC		3	4	57%	7
CVS CA9715POCT THOUSAND OAKS		7			7
COMMUNITY MEDICAL AND DENTAL CARE INC		7			7
Parkside Villa		7			7
CHAPTERS HEALTH HOSPICE		7			7

# COVID-19: testing by laboratory

Data through Mar 23, 2021 verified as of Mar 24, 2021 at 09:25 AM

Data in this report are provisional and subject to change.

The numbers in the table below represent the number of Florida and non-Florida residents for whom test results were received by the Department of Health. A person can be tested by more than one laboratory and can have both positive and negative results. **Therefore, the sum of the numbers in each column will be larger than the total number of people tested.**

Reporting lab	Inconclusive	Negative	Positive	Percent positive	Total
The Grand at Rome Nursing and Rehabilitation		7			7
MINUTE CLINIC DIAGNOSTIC OF PENNSYLVANIA		7			7
ABBAY MANOR RETIREMENT RESIDENCE INC		7			7
LONGWOOD FAMILY MEDICINE		1	6	86%	7
LEE MEMORIAL HEALTH SYSTEM D/B/A		5	2	29%	7
LAWTON CHILES HEALTH CENTER		1	6	86%	7
HEARTLAND PEDIATRICS OF LAKE PLACID			7	100%	7
CVS SC4286POCT EASLEY		2	5	71%	7
FLORIDA HOSPITAL APOPKA		6	1	14%	7
MINUTECLINIC DIAG OF IND LLC #6998		6	1	14%	7
MEDEXPRESS URGENT CARE, JOHNSTOWN		6	1	14%	7
PERSONAL PHYSICIAN CARE PA			7	100%	7
CRESTWOOD MEDICAL CENTER		5	2	29%	7
COMPASSION PEDIATRICS		3	4	57%	7
RIVER OAKS TREATMENT CENTER			7	100%	7
MINUTE CLINIC LLC #4017		7			7
BROOKDALE LAKE ORIENTA			7	100%	7
Lenox on the Lake			7	100%	7
MEDEXPRESS URGENT CARE - STAUNTON		3	4	57%	7
PENINSULA CARE AND REHABILITATION CENTER			7	100%	7
WELLMED AT BRANDON REGIONAL		5	2	29%	7
FLORIDA SCHOOL FOR THE DEAF AND THE BLIND			7	100%	7
NORTHERN DUTCHESS HOSPITAL LABORATORY		5	2	29%	7
EASTERN FLORIDA STATE COLLEGE - PALM BAY CAMPUS□			7	100%	7
TREASURE COAST URGENT & FAMILY CARE			7	100%	7
SANDGATE GARDENS REHAB & NURSING CENTER		3	3	50%	6
MINUTECLINIC DIAGNOSTIC OF SC, LLC #7		4	2	33%	6
CONCENTRA			6	100%	6
FLORIDA WOMAN CARE LABORATORY			6	100%	6
MEDEXPRESS URGENT CARE - IRVING		6			6
ADVENTHEALTH CELEBRATION EMPLOYEE CLINIC		6			6
CVS PA4077POCT BELLE VERNON		6			6
GUTHRIE MEDICAL GROUP LABORATORIES		6			6
BETH ISRAEL DEACONESS MEDICAL CENTER			6	100%	6
FLEET LANDING			6	100%	6
CVS NATIONAL HARBOR MD2297714CV		6			6
MEDEXPRESS URGENT CARE - BLUEFIELD		5	1	17%	6
CVS KY4779POCT LOUISVILLE		4	2	33%	6
PENN NURSING CENTER		6			6
JERSEY SHORE MEDICAL CENTER		6			6
CVS MA6505POCT NEWTON		6			6
ARLINGTON OF NAPLES INC, THE		6			6
MERCY COLLEGE HEALTH OFFICE		6			6
PROHEALTH MED		1	5	83%	6
MEDEXPRESS URGENT CARE - RICHMOND, NINE MILE RD		5	1	17%	6
NORTH FLORIDA PEDIATRICS JASPER			6	100%	6
MEDEXPRESS URGENT CARE - HUNTINGTON WE		6			6

# COVID-19: testing by laboratory

Data through Mar 23, 2021 verified as of Mar 24, 2021 at 09:25 AM

Data in this report are provisional and subject to change.

The numbers in the table below represent the number of Florida and non-Florida residents for whom test results were received by the Department of Health. A person can be tested by more than one laboratory and can have both positive and negative results. **Therefore, the sum of the numbers in each column will be larger than the total number of people tested.**

Reporting lab	Inconclusive	Negative	Positive	Percent positive	Total
LRHS Southeastern University		4	2	33%	6
CARESOUTH HHA HOLDINGS OF THE BAY AREA LLC		6			6
ENTRUST IMMEDIATE CARE			6	100%	6
MINUTE CLINIC, LLC #4650		6			6
MARSHALL MEDICAL CENTER SOUTH LAB		5	1	17%	6
MEDEXPRESS URGENT CARE - ELM GROVE		5	1	17%	6
MEDICAL CENTER AT OCEAN REEF		1	5	83%	6
ENCOMPASS HEALTH REHABILITATION OF ALTAMONTE		2	4	67%	6
BROWARD TRANSITIONAL CENTER			6	100%	6
WG WINDSOR WOODS SH LLC		6			6
PROVIDENCE LABORATORY SERVICES		6			6
SARASOTA MEDICAL CENTER			6	100%	6
PR HEALTH		1	5	83%	6
CALIFORNIA DEPARTMENT OF PUBLIC HEALTH		1	5	83%	6
PREMIER FAMILY HEALTH PA			6	100%	6
ENIGMA DIAGNOSTIC, INC.			6	100%	6
Northwell Lab		2	4	67%	6
VIERA PEDIATRICS		1	5	83%	6
Kroger 673 - The Little Clinic Dallas		5	1	17%	6
CAREWELL 301 - WARWICK			6	100%	6
RANDOLPH DIABETES AND WELLNESS		5	1	17%	6
CVS NC7213POCT MATTHEWS		6			6
FAMILY CARE MEDICAL CENTER			6	100%	6
AARK LABORATORY		6			6
CURATIVE CARE CENTER INC		1	5	83%	6
PALMETTO HEALTH ALLIANCE		3	3	50%	6
BNR PHARMACY INC		6			6
MEDEXPRESS URGENT CARE - HOLLINS		6			6
RIVER CITY PRIMARY AND URGENT CARE			6	100%	6
ELITE MD GROUP INC		2	4	67%	6
DIXIE COUNTY EMERGENCY SERVICES			6	100%	6
CVS MO8556POCT KANSAS CITY		5	1	17%	6
CAPITAL HEALTH PLAN LABORATORIES			6	100%	6
MEDEXPRESS URGENT CARE - MT LEBANON		4	2	33%	6
MINUTE CLINIC DIAGNOSTIC MED GRP		5	1	17%	6
CAMELLIA AT DEERWOOD		2	4	67%	6
MAXCARE CLINIC			6	100%	6
FLORIDA DEPARTMENT OF HEALTH IN SARASOTA COUNTY		5	1	17%	6
FIRST COAST CARDIOVASCULAR INSTITUTE PA			6	100%	6
TERRACINA LLC		1	5	83%	6
CVS IN6654POCT INDIANAPOLIS		5	1	17%	6
CVS NJ2815POCT E BRUNSWICK		4	2	33%	6
HUNTERS CREEK PEDIATRICS		6			6
MEDEXPRESS URGENT CARE-PITTSFIELD		6			6
UNILAB OF DADE INC			6	100%	6
LEWIS COUNTY MANOR		6			6
BROWARD COUNTY HEALTH DEPT.			6	100%	6

# COVID-19: testing by laboratory

Data through Mar 23, 2021 verified as of Mar 24, 2021 at 09:25 AM

Data in this report are provisional and subject to change.

The numbers in the table below represent the number of Florida and non-Florida residents for whom test results were received by the Department of Health. A person can be tested by more than one laboratory and can have both positive and negative results. **Therefore, the sum of the numbers in each column will be larger than the total number of people tested.**

Reporting lab	Inconclusive	Negative	Positive	Percent positive	Total
ANTHONY-BROWN PHARMACY		6			6
FLORIDA DEPARTMENT OF HEALTH IN MIAMI DADE COUNTY		5	1	17%	6
TAMIAMI LAB MILLENIUM			6	100%	6
URGENT TEAM - HUNTSVILLE		5	1	17%	6
Advanced Care Center			6	100%	6
MINUTECLINIC DIAGNOSTIC OF GEORGIA, LL		5	1	17%	6
PLEASANTVILLE OF SEBASTIAN LLC			6	100%	6
SELECT PHYSICIANS ALLIANCE		6			6
BETHESDA COMMUNITY HEALTH CENTER			6	100%	6
QHG OF ENTERPRISE INC (DBA MEDICAL CTR		6			6
MEDEXPRESS URGENT CARE - PRINCETON		5	1	17%	6
PANCARE HEALTH - ALTHA PUBLIC			6	100%	6
FLORIDA PREMIER MEDICAL CARE PA			6	100%	6
CVS MD2956POCT NEW MARKET		5	1	17%	6
CAPE CORAL URGENT CARE		3	3	50%	6
URGENT CARE HOUSECALLS PA		5	1	17%	6
MINUTECLINIC MINUTECLINIC #4977		4	2	33%	6
SYNEXUS CLINICAL RESEARCH US INC		2	4	67%	6
Centrastate Medical Center		5	1	17%	6
HOLLY HILL HOME INFUSION SERVICE		5	1	17%	6
CVS MD1881POCT DUNKIRK		6			6
INTERNAL MEDICINE LIPID AND WELNNESS PRACTICE			6	100%	6
GADSDEN COUNTY HEALTH DEPARTMENT			6	100%	6
AMERICAN EAGLE LEESBURG AL LLC DBA VISTA LAKE			6	100%	6
SV DIAGNOSTIC LAB			6	100%	6
MINUTECLINIC DIAGNOSTIC OF OHIO #4401		6			6
TERENCE B MITCHELL MD, INC		2	4	67%	6
DEPARTMENT OF HEALTH AND HUMAN SERVICES STATE OF NEW HAMPSHIRE			6	100%	6
PANCARE HEALTH - KATE SMITH ELEMENTARY		1	5	83%	6
MINUTE CLINIC DIAG OF IND LLC #8674		6			6
GENOTOX LABORATORIES		4	2	33%	6
CVS TN4624POCT KNOXVILLE		5	1	17%	6
TULLAHOMA HMA, LLC		5	1	17%	6
MAXHEALTH		5	1	17%	6
PARTNERS PHARMACY OF FLORIDA LLC		6			6
MD NOW MEDICAL CENTER			6	100%	6
AMERICAN HEALTH ASSOC. LABORATORY SOUTH		4	2	33%	6
CVS TX1104POCT ALLEN		6			6
INTERVENTIONAL REHABILITATION OF SOUTH FLORIDA			6	100%	6
FAMILY TREE PRIMARY CARE		5	1	17%	6
MINUTECLINIC DIAGNOSTIC OF NORTH CAROLINA PC #7054		5	1	17%	6
ACM MEDICAL LABORATORY ALLIANCE		4	2	33%	6
GRACE REHABILITATION CENTER OF VERO BEACH		4	2	33%	6
TRANSPLANT GENOMICS INC (EUROFINS)		6			6
DEPT OF VA MEDICAL CENTER - RICHMOND		5	1	17%	6
CVS TN7289POCT SIGNAL MOUNTAIN		6			6
CLINICAL CARE ASSOCIATES			6	100%	6



# COVID-19: testing by laboratory

Data through Mar 23, 2021 verified as of Mar 24, 2021 at 09:25 AM

Data in this report are provisional and subject to change.

The numbers in the table below represent the number of Florida and non-Florida residents for whom test results were received by the Department of Health. A person can be tested by more than one laboratory and can have both positive and negative results. **Therefore, the sum of the numbers in each column will be larger than the total number of people tested.**

Reporting lab	Inconclusive	Negative	Positive	Percent positive	Total
CVS PA233POCT NEWTOWN SQUARE		6			6
SUFFRIDGE DRIVE GROUP HOME		6			6
PHYSICIANS URGENT CARE BERRY FARMS		4	2	33%	6
MINUTECLINIC DIAGNOSTIC OF TN PC #442		4	2	33%	6
MINUTECLINIC DIANOSTIC OF VIRGINA, LL		5	1	17%	6
TIMBER CREEK PEDIATRICS		6			6
TGH URGENT CARE - WESLEY CHAPEL			6	100%	6
CITYMD		1	5	83%	6
COMPASSION PEDIATRIC URGENT CARE LLC		2	4	67%	6
ALL CHILDREN'S HOSPITAL DEPT OF GENERAL PEDIATRICS			6	100%	6
DANIEL M LIBBY MD PLLC		6			6
MEDEXPRESS URGENT CARE-HERSHEY		5	1	17%	6
ALLEGRO FLEMING ISLAND		1	5	83%	6
CVS CA9721POCT ARCADIA		6			6
MIAMI RESCUE MISSION CLINIC INC			6	100%	6
FRESENIUS KIDNEY CARE DUNEDIN			6	100%	6
MINUTECLINIC MINUTECLINIC #8505		4	2	33%	6
UT MEMPHIS UNIVERSITY HEALTH SERVICES			6	100%	6
WIREGRASS MEDICAL CENTER			6	100%	6
FLORIDA DEPARTMENT OF HEALTH SEMINOLE COUNTY		1	5	83%	6
GENTLE MEDICINE ASSOCIATES / DR. REGINE BATAILLE		6			6
NU WAVE MEDICAL CENTER			6	100%	6
THE PALMS REHABILITATION AND HEALTHCARE CENTER		5	1	17%	6
QUICK CARE MED WALK IN AND URGENT CARE			6	100%	6
FLORIDA MEDICAL SPECIALISTS		2	4	67%	6
CENTRAL FLORIDA PRIMARY CARE			6	100%	6
LUMADOC HEALTH		4	2	33%	6
SOUTHEASTERN DERMATOLOGY GROUP PA		5	1	17%	6
ARLINGTON OF NAPLES		6			6
LOUISIANA DEPT OF HEALTH			6	100%	6
XPRESS URGENT CARE LLC		6			6
MINUTECLINIC DIAGNOSTIC OF KENTUCKY		6			6
CVS NC6402POCT DAVIDSON		4	2	33%	6
MINUTECLINIC, LLC #03268		5	1	17%	6
CVS PA813POCT RICHBORO		6			6
PHYSICIANS FOR CHILDREN			6	100%	6
NORTHEAST ALABAMA REGIONAL MEDICAL CENTER		3	3	50%	6
CENTREX CLINICAL LABS INC		6			6
THE CLINIC PREMISE HEALTH			6	100%	6
CHILDREN'S HOSPITAL OF PHILADELPHIA		5	1	17%	6
TEXAS MEDCLINIC			6	100%	6
ST. LUCIE COUNTY HEALTH DEPARTMENT		4	2	33%	6
WAKEMED		1	5	83%	6
CVS GA2108POCT NORCROSS		4	2	33%	6
GUIDANCE / CARE CENTER, INC		6			6
MOULTRIE CREEK NURSING AND REHAB			6	100%	6
MINUTECLINIC DIAGNOSTIC OF KANSAS PA		6			6

# COVID-19: testing by laboratory

Data through Mar 23, 2021 verified as of Mar 24, 2021 at 09:25 AM

Data in this report are provisional and subject to change.

The numbers in the table below represent the number of Florida and non-Florida residents for whom test results were received by the Department of Health. A person can be tested by more than one laboratory and can have both positive and negative results. **Therefore, the sum of the numbers in each column will be larger than the total number of people tested.**

Reporting lab	Inconclusive	Negative	Positive	Percent positive	Total
MINUTECLINIC DIAGNOSTIC OF VIRGINIA, LLC #255		6			6
LISTENING DOCTOR PLLC, THE		1	5	83%	6
THE WINDSOR OF OCALA		2	4	67%	6
SAINT PETER'S UNIVERSITY HOSPITAL		6			6
URGENT TEAM - MUSCLE SHOALS		6			6
BOONE DRUG & HEALTHCARE AT DEERFIELD			6	100%	6
CDRX INFUSION			6	100%	6
ASCENSION ST VINCENT'S CLAY COUNTY			6	100%	6
PROGRESS PHARMACY INC		1	5	83%	6
CVS OH3301POCT WOODMERE		6			6
CVS OH6123POCT CINCINNATI		4	2	33%	6
IVY ROSEN MD PLLC		6			6
UNILAB		2	4	67%	6
MEDEXPRESS URGENT CARE - YORK		3	3	50%	6
CVS RI1717POCT 1 CVS DR			6	100%	6
CVS PA1074POCT KENNETT SQUARE		5	1	17%	6
ALBANY MEDICAL CENTER		5	1	17%	6
LAKEVIEW TERRACE HOME HEALTH SERVICES LLC			6	100%	6
ATLANTIC COMMUNITY HIGH SCHOOL		5	1	17%	6
UT SOUTHWESTERN MEDICAL CENTER			6	100%	6
WOMENS CARE FLORIDA LLC		5	1	17%	6
MONROE COUNTY FIRE RESCUE		6			6
PUBLIC HEALTH LAB		6			6
BAYSHORE POINTE NURSING AND REHAB CENTER			6	100%	6
CVS TX4397POCT CYPRESS		6			6
MINUTECLINIC LLC #5041		2	4	67%	6
OCALA REGIONAL KIDNEY CENTER EAST		2	4	67%	6
ST CHARLES BEND LABORATORY		5	1	17%	6
SOUTHEAST GEORGIA HEALTH SYSTEM, INC D		6			6
PALM HARBOR DERMATOLOGY		4	2	33%	6
CVS GA2147POCT KENNESAW		5	1	17%	6
PATHGROUP LABS, LLC		4	2	33%	6
PRESBYTERIAN HOME		6			6
BAYCARE ALLIANT HOSPITAL			6	100%	6
MINUTE-CLINIC DIAGNOSTIC OF VIRGINIA, LLC #794		5	1	17%	6
BROOKDALE CLERMONT			6	100%	6
BOCA VIPEDIATRICS			6	100%	6
CITIZENS BAPTIST MEDICAL CENTERS LAB		5	1	17%	6
RIVERVIEW ALF OPERATOR LLC			5	100%	5
PHYSICIANS IMMEDIATE CARE ELGIN			5	100%	5
CVS IN6713POCT BLOOMINGTON		5			5
MIZELL MEMORIAL HOSPITAL			5	100%	5
FHPG FAMILY MEDICAL CENTER OF TAMPA BAY		1	4	80%	5
PM PEDIATRICS OF SELDEN		3	2	40%	5
FLORIDA CLINICAL LABORATORY - BIOREFERENCE LABORATORIES		2	3	60%	5
FLORIDA DEPARTMENT OF HEALTH - INVERNESS		3	2	40%	5
NASSAU UNIVERSITY MEDICAL CENTER DEPT		4	1	20%	5

# COVID-19: testing by laboratory

Data through Mar 23, 2021 verified as of Mar 24, 2021 at 09:25 AM

Data in this report are provisional and subject to change.

The numbers in the table below represent the number of Florida and non-Florida residents for whom test results were received by the Department of Health. A person can be tested by more than one laboratory and can have both positive and negative results. **Therefore, the sum of the numbers in each column will be larger than the total number of people tested.**

Reporting lab	Inconclusive	Negative	Positive	Percent positive	Total
CVS GA2236POCT WOODSTOCK		5			5
CYPRESS CREEK MEDICAL CENTER			5	100%	5
PEDIATRIC URGENT HEALTH CARE			5	100%	5
EASTCHESTER PEDIATRIC MEDICAL GROUP		5			5
MINUTECLINIC DIAGNOSTICS OF IND LLC		2	3	60%	5
PUTNAM HOSPITAL CENTER LABORATORY		5			5
SJH			5	100%	5
CVS OH3476POCT TIPP CITY		5			5
CVS AZ10150POCT PHOENIX		4	1	20%	5
OCHSNER MEDICAL CENTER			5	100%	5
SOUTH FLORIDA FAMILY HEALTH & RESEARCH CTR			5	100%	5
CVS GA7064POCT STOCKBRIDGE		5			5
BAPTIST HEALTH - TOWN CENTER			5	100%	5
FAMILY TREE DNA			5	100%	5
BIOTECH CLINICAL LABORATORY			5	100%	5
COPELAND MEDICAL CLINIC		3	2	40%	5
Life Care Center of Estero			5	100%	5
ADVENTHEALTH CAR CENTER APOPKA			5	100%	5
QUINTON MEMORIAL HEALTH CARE CENTER		5			5
COVID RAPID LABS			5	100%	5
PRECISION LABS LLC		2	3	60%	5
EXPICARE NURSING AGENCY, INC		5			5
BROOKDALE NEW PORT RICHEY			5	100%	5
MCR HEALTH LAWTON CHILES ADMINISTRATION STE A		1	4	80%	5
THE DOCTORS CENTER HEALTHCARE-SOUTHSIDE		1	4	80%	5
MINUTECLINIC 7196		4	1	20%	5
CVS TX7821POCT LEAGUE CITY		5			5
DIAGNOSTECHS		4	1	20%	5
JOE DIMAGGIO CHILDREN'S HOSPITAL		1	4	80%	5
FLORIDA HOSPITAL LAKE MARY		5			5
ATLANTIC SURGERY CENTER OF JACKSONVILLE BEACH		5			5
BROWNE MEDICAL LLC		3	2	40%	5
CVS GA3766POCT DACULA		3	2	40%	5
URGENT CARE COASTAL GA			5	100%	5
AEL KNOXVILLE			5	100%	5
HERNANDO PASCO HOSPICE INC		4	1	20%	5
UF HEALTH PATHOLOGY LABORATORIES			5	100%	5
MINUTE CLINIC, LLC #1434		5			5
MEDPEDS ASSOCIATES OF SARASOTA PA		5			5
SCOTTS PHARMACY		5			5
Oakwood - North Baldwins Center for Living		5			5
CVS SC5550POCT CLOVER		4	1	20%	5
CARL R DARNALL ARMY MEDICAL CENTER			5	100%	5
CVS MINUTE CLINIC DIAGNOSTIC OF KANSAS, PA		5			5
LEVY COUNTY SHERRIF'S DEPT			5	100%	5
CVS TX5877POCT PEARLAND		5			5
ENT AND ALLERGY ASSOCIATES OF FLORIDA, LLC			5	100%	5

# COVID-19: testing by laboratory

Data through Mar 23, 2021 verified as of Mar 24, 2021 at 09:25 AM

Data in this report are provisional and subject to change.

The numbers in the table below represent the number of Florida and non-Florida residents for whom test results were received by the Department of Health. A person can be tested by more than one laboratory and can have both positive and negative results. **Therefore, the sum of the numbers in each column will be larger than the total number of people tested.**

Reporting lab	Inconclusive	Negative	Positive	Percent positive	Total
MINUTECLINIC DIAGNOSTIC OF RHODE ISLAN		5			5
LAKEVIEW HEALTHCARE SYSTEM LLC			5	100%	5
THE UNIVERSITY OF VERMONT MEDICAL CENTER		4	1	20%	5
WESTMINSTER SHORES			5	100%	5
OURMED		4	1	20%	5
Walker BaptistMedCtr		4	1	20%	5
MINUTECLINIC, LLC #1431		4	1	20%	5
SUTTER TRACY COMMUNITY HOSPITAL			5	100%	5
HENDRY REGIONAL CONVENIENT CARE CENTER			5	100%	5
RELIANT IMMUNE DIAGNOSTICS			5	100%	5
UNIVERISTY OF MEMPHIS ATHLETIC TRAINI		5			5
MID - FLORIDA PATHOLOGY LLC		1	4	80%	5
BAYSHORE LABORATORY		4	1	20%	5
MEDEXPRESS URGENT CARE - WILLIAMSPORT		4	1	20%	5
QUEENS UNIVERSITY OF CHARLOTTE		5			5
CENTRAL JERSEY URGENT CARE		5			5
LPG PEDIATRICS AT CAPE CORAL		5			5
BEECHTREE MOLECULAR LAB LLC			5	100%	5
JOHN T MACKAY MD			5	100%	5
DICKSON MEDICAL ASSOCIATES PC PATH LAB		4	1	20%	5
FHPG_EXP CARE PALM HARBOR			5	100%	5
FLAGLER HEALTH SERVICES INC			5	100%	5
CVS MA1852POCT MEDWAY		5			5
Rio Pinar Health Care			5	100%	5
MINUTECLINIC DIAGNOSTIC OF PENNSYLVANIA, LLD #1545		5			5
AHF PUBLIC HEALTH LABORATORY			5	100%	5
MD ANDERSON CANCER CENTER DI BAY AREA			5	100%	5
SONATA VERO BEACH		5			5
NORTHPORT MEDICAL CENTER LAB		5			5
URGENT TEAM - NASHVILLE		5			5
MINUTE CLINIC DIAGNOSTIC OF VIRGINIA, LLC #7543		5			5
KEYSTONE REHABILITATION AND HEALTH CENTER		1	4	80%	5
MINUTECLINIC, LLC #7139		5			5
ST JOHNS BIOMEDICAL LAB		5			5
MEDEXPRESS URGENT CARE MURRYSVILLE		3	2	40%	5
LPG COCONUT POINT - FAMILY/ INTERNAL MEDICINE		5			5
MIAMI MEDICAL CONSULTANT PA			5	100%	5
NOVADX		2	3	60%	5
UNIVERSITY OF MIAMI / SCCC RESEARCH LABORATORY			5	100%	5
PINECREST PEDIATRICS GROUP LLC			5	100%	5
THE CLINIC OF PEDIATRICS & GI MEDICINE, INC			5	100%	5
RURAL HEALTH CARE INC			5	100%	5
COMMONS AT ORLANDO LUTHERAN TOWERS SNF			5	100%	5
TESTD			5	100%	5
CVS TN2179POCT MURFREESBORO		5			5
MORGAN STANLEY HEALTH CENTER		5			5
SIGNATURE URGENT CARE			5	100%	5

# COVID-19: testing by laboratory

Data through Mar 23, 2021 verified as of Mar 24, 2021 at 09:25 AM

Data in this report are provisional and subject to change.

The numbers in the table below represent the number of Florida and non-Florida residents for whom test results were received by the Department of Health. A person can be tested by more than one laboratory and can have both positive and negative results. **Therefore, the sum of the numbers in each column will be larger than the total number of people tested.**

Reporting lab	Inconclusive	Negative	Positive	Percent positive	Total
ORLANDO HEALTH PRIMARY CARE PEDIATRICS		5			5
STATEN ISLAND CHAI CARE		5			5
MANATEE COUNTY JAIL		4	1	20%	5
LEHIGH REGIONAL MEDICAL CENTER LABORATORY		3	2	40%	5
MINUTECLINIC DIAGNOSTIC OF SC, LLC #4		5			5
JACKSON SOUTH COMMUNITY HOSPITAL LAB			5	100%	5
MEASE CONTINUING CARE		3	2	40%	5
BEACH HOUSE		5			5
COLUMBIA MEMORIAL HOSPITAL LABORATORY		5			5
AMERICAN MEDICAL RESPONSE - DENVER		2	3	60%	5
SLOPESIDE LABS AND TESTING, LLC - THE HIDEOUT AT BUTTERMILK MOUNTAIN		5			5
CVS MINUTE CLINIC DIAGNOSTIC OF TEXAS		4	1	20%	5
CVS GA2841POCT LAWRENCEVILLE		5			5
CLINICAL CARE INC			5	100%	5
Atlanta VAMC		3	2	40%	5
CHIEFLAND MEDICAL CENTER		1	4	80%	5
Kroger 099 - The Little Clinic Fort Collins		5			5
Army Residence Community		5			5
WHITE WILSON MEDICAL CENTER - FWB		1	4	80%	5
NOVANT HEALTH UVA		2	3	60%	5
CVS NC2313POCT RALEIGH		4	1	20%	5
BAPTIST HOSPITAL EMPLOYEE HEALTH OFF			5	100%	5
MINNESOTA DEPARTMENT OF HEALTH PUBLIC HEALTH LABORATORY DIVISION	1		4	80%	5
LAKE MARY HEALTH AND REHABILITATION CENTER		1	4	80%	5
MEDEXPRESS URGENT CARE - LOGAN		5			5
CVS OH3080POCT HUBER HEIGHTS		5			5
NORTH DADE NURSING AND REHABILITATION CENTER			5	100%	5
CVS MI8049POCT WATERFORD		4	1	20%	5
FRESENIUS MEDICAL CARE			5	100%	5
ABSOLUTE HEALTH		5			5
CVS SC5479POCT INDIAN LAND		5			5
COVID TESTING LLC			5	100%	5
OMNICARE PHARMACY OFTEXAS 1, LP DBA OMNICARE		5			5
SCIENCE CARE			5	100%	5
Enterprise Health and Rehabilitation Center		5			5
INDIAN RIVER PRIMARY CARE PA		5			5
COMPUNET CLINICAL LAB			5	100%	5
MASSASHUSETTS STATE LAB INSTITUTE		2	3	60%	5
CVS NC2771POCT CLAYTON		4	1	20%	5
ELITE CARE			5	100%	5
CVS MD4371POCT OCEAN CITY		5			5
MCKENZIE-WILLAMETTE MEDICAL CENTER LAB		5			5
STEBEN COUNTY PUBLIC HEALTH		5			5
FLORIDA PRIMARY & SPECIALTY CARE		5			5
PAUL GRECO MD CONCIERGE MEDICAL SERVICES PL		5			5
MEDEXPRESS URGENT CARE PORT HURON		4	1	20%	5
CVS MA957POCT WEST SPRINGFIELD		5			5



# COVID-19: testing by laboratory

Data through Mar 23, 2021 verified as of Mar 24, 2021 at 09:25 AM

Data in this report are provisional and subject to change.

The numbers in the table below represent the number of Florida and non-Florida residents for whom test results were received by the Department of Health. A person can be tested by more than one laboratory and can have both positive and negative results. **Therefore, the sum of the numbers in each column will be larger than the total number of people tested.**

Reporting lab	Inconclusive	Negative	Positive	Percent positive	Total
EMORY UNIVERSITY HOSPITAL		1	4	80%	5
FLORIDA PRIMARY CARE AND SPORTS MEDICINE INC		2	3	60%	5
WEST DADE PEDIATRICS			5	100%	5
HELIX KH UC			5	100%	5
BLUETAIL MEDICAL GROUP, LLC		4	1	20%	5
REHABILITATION CENTER AT JUPITER GARDENS		5			5
LAFAYETTE NURSING AND REHAB			5	100%	5
ARKANSAS DEPARTMENT OF HEALTH			5	100%	5
PM PEDIATRICS OF BAYSIDE PLLC		5			5
TRUSTBRIDGE			5	100%	5
WILSON PEDIATRICS			5	100%	5
UCF STUDENT HEALTH SERVICES LABORATORY		2	3	60%	5
CHAMPLAIN VALLEY PHYSICIANS HOSPITAL		3	2	40%	5
CVS NV408817POCT LAS VEGAS		1	4	80%	5
NORTH SHORE HEMATOLOGY-ONCOLOGY ASSOCIATES, PC		5			5
MD NOW MEDICAL CENTER INC			5	100%	5
VEIL VALLEY MEDICAL CENTER			5	100%	5
CLEVELAND CLINIC MARTIN HEALTH NURSING & RESTORATIVE		5			5
CVS NV9841POCT RENO		2	3	60%	5
CVS PA2582POCT SPRINGFIELD		3	2	40%	5
INNOVATIVE COVID-DIVERSEY			5	100%	5
GULF COAST VETERANS HCS PANAMA CITY OPC		5			5
SHEEPSHEAD BAY URGENT CARE		5			5
OHIO DEPARTMENT OF HEALTH			5	100%	5
ARC POINT LABS OF AUSTIN NORTH			5	100%	5
QUATRACOR PLLC		5			5
CVS SC2736POCT MURRELLS INLET		4	1	20%	5
SOUTH BEND MEDICAL FOUNDATION			5	100%	5
LIFEPLUS HEALTHCARE GROUP INC		5			5
URGENT CARE OF ERWIN		5			5
LABS PLUS LLC		5			5
FLORIDA HEALTHCARE OF ORLANDO			5	100%	5
DOMINICAN COLLEGE STUDENT HEALTH CENTE		5			5
INFECTION CONTROL/ EMPHEALTH		3	2	40%	5
KETTERING HEALTH			5	100%	5
MEDEXPRESS URGENT CARE SHADYSIDE		4	1	20%	5
SUNSHINE STATE DIALYSIS			5	100%	5
LAKE NONA PEDIATRICS IN ASSOCIATION WITH NEMOURS		5			5
Kroger 449 - The Little Clinic Mountain Park		4	1	20%	5
CVS NV2928POCT LAS VEGAS		5			5
FIFTH AVENUE PEDIATRICS		3	2	40%	5
ALL4KIDZ PEDIATRICS LLC		2	3	60%	5
ADVANCED PEDIATRICS OF BOCA LLC			5	100%	5
LAKE COUNTY DETENTION CENTER		3	2	40%	5
CELEBRATION PEDIATRICS PA			5	100%	5
RHEA MEDICAL CENTER		5			5
CVS TN7698POCT KNOXVILLE		5			5

# COVID-19: testing by laboratory

Data through Mar 23, 2021 verified as of Mar 24, 2021 at 09:25 AM

Data in this report are provisional and subject to change.

The numbers in the table below represent the number of Florida and non-Florida residents for whom test results were received by the Department of Health. A person can be tested by more than one laboratory and can have both positive and negative results. **Therefore, the sum of the numbers in each column will be larger than the total number of people tested.**

Reporting lab	Inconclusive	Negative	Positive	Percent positive	Total
Kennedy University Hospital		5			5
OCCMED SOLUTIONS		2	3	60%	5
ORLANDO FAMILY PHYSICIANS INC		1	4	80%	5
GENTLE HANDS MOBILE PHLEBOTOMY			5	100%	5
PEDIATRICS OF CENTRAL FLORIDA – POINCIANA		3	2	40%	5
Robert Wood Johnson University Hospital		4	1	20%	5
MEDEXPRESS URGENT CARE - WEIRTON		5			5
CVS PA1296POCT DREXEL HILL		4	1	20%	5
SANTOS REHABILITATION CENTER INC			5	100%	5
MINUTECLINIC, LLC #1452		5			5
DOCS URGENT CARE		1	4	80%	5
LIVING WATERS MEDICAL CENTER			5	100%	5
CFP PHYSICIANS GROUP			5	100%	5
CVS HEALTH, #1994		4	1	20%	5
ST BARNABAS HOSPITAL		5			5
PRL NYC PANDEMIC RESPONSE LAB			5	100%	5
MEDEXPRESS URGENT CARE-NESHANNOCK TWP		4	1	20%	5
MINUTECLINIC, LLC #09202		4	1	20%	5
COOPER HOSPITAL/UNIVERSITY MEDICAL		5			5
CAREHERE LCS- EUSTIS			5	100%	5
GENESIS FAMILY PRACTICE		3	2	40%	5
MEDEXPRESS URGENT CARE - FREDERICK		5			5
INTERNAL MEDICINE & PRIMARY CARE ASSOCIATES, PLC			5	100%	5
STUYVESANT URGENT CARE		5			5
AUGUSTA HEALTH			5	100%	5
VILLAGES HEALTH, THE		4	1	20%	5
FRESENIUS KIDNEY CARE SOUTH ORLANDO			5	100%	5
REDMED OF CROSSTOWN		2	3	60%	5
EAST BANK HOSPITAL - UNIVERSITY OF MINNESOTA MEDICAL CENTER			5	100%	5
HILLSBOROUGH COUNTY HEALTH DEPARTMENT			5	100%	5
QUEST DIAGNOSTICS PSC		1	4	80%	5
JOSEF SCHENKER, MD, PC		5			5
GREENVILLE MEMORIAL HOSPITAL LAB			5	100%	5
URGENT MED INC		3	2	40%	5
MARINA ISLE ASSISTED LIVING		5			5
INDIANA STATE DEPARTMENT OF HEALTH LABORATORIES			5	100%	5
MEDICAL CENTER OF BLOUNTSTOWN			5	100%	5
CVS NC3853POCT BURLINGTON		4	1	20%	5
MINUTE CLINIC DIAGNOSTIC OF NORTH CAROLINA		5			5
MINUTECLINIC # 21110		3	2	40%	5
UW MEDICINE VIROLOGY LAB			5	100%	5
QUALITY MEDICAL CARE			5	100%	5
CARENOW URGENT CARE - CENTRAL AUSTIN		1	4	80%	5
PIEDMONT HOSPITAL LAB			5	100%	5
PELICAN LANDING		1	4	80%	5
JUPITER ISLAND MEDICAL CLINIC INC		5			5
RUSH UNIVERSITY MEDICAL CENTER LABORATORY			5	100%	5

# COVID-19: testing by laboratory

Data through Mar 23, 2021 verified as of Mar 24, 2021 at 09:25 AM

Data in this report are provisional and subject to change.

The numbers in the table below represent the number of Florida and non-Florida residents for whom test results were received by the Department of Health. A person can be tested by more than one laboratory and can have both positive and negative results. **Therefore, the sum of the numbers in each column will be larger than the total number of people tested.**

Reporting lab	Inconclusive	Negative	Positive	Percent positive	Total
MEDEXPRESS - COLLINSVILLE BELT LINE		3	2	40%	5
NELSON BIOLOGICAL			5	100%	5
WATERTOWN URGENT CARE PLLC		5			5
CVS IL8751POCT CHICAGO		5			5
DEPARTMENT OF HEALTH AND HUMAN SERVICES LANSING			5	100%	5
MINUTECLINIC DIAGNOSTIC OF OHIO #6147		4	1	20%	5
PRECISION DIAGNOSTICS INC - NJ		5			5
BOROPARK URGENT CARE		4	1	20%	5
MINUTECLINIC MINUTECLINIC #921		5			5
WOODHULL MEDICAL AND MENTAL HEALTH CTR		5			5
ADVANCED URGENT CARE OF MARATHON		1	4	80%	5
CVS MA2172POCT NORTH GRAFTON		5			5
CITY OF WEST PALM BEACH EMPLOYEE & FAMILY HEALTH		5			5
PEDIATRICS OF ALTAMONTE		5			5
FORSYTH HOUSE			5	100%	5
TANNER MEDICAL CENTER EAST AL		5			5
ALPHADERA LABS, LLC			5	100%	5
CVS OH10893POCT PARMA		2	3	60%	5
PATIENT FIRST - LEESBURG			5	100%	5
LILY'S PROMISE AL#12775		5			5
THE RETREAT AT PORT ORANGE			5	100%	5
APOLLO GARDENS RETIREMENT RESIDENCE CARE		5			5
MEDEXPRESS URGENT CARE - BECKLEY CROSS		4	1	20%	5
OPTUMCARE FLORIDA, LLC		3	2	40%	5
MEDEXPRESS URGENT CARE-MUNCIE		5			5
TALLAHASSEE MEMORIAL HEALTHCARE			5	100%	5
OHSU MOLECULAR MICROBIOLOGY LAB		4	1	20%	5
LABCORP UNSPECIFIED		5			5
PARADIGM LABORATORIES			5	100%	5
THE LITTLE CLINIC			5	100%	5
FOUNDCARE, INC			5	100%	5
MINUTE CLINIC DIAGNOSTIC OF VIRGINIA, LLC #1905		5			5
NORTHERN MICHIGAN UNIVERSITY ATHLETICS		5			5
MOUNT SINAI BROOKLYN LABORATORY		4	1	20%	5
FINLAY		1	4	80%	5
CUMBERLAND HEIGHTS		5			5
MIAMI CANCER INSTITUTE			5	100%	5
SEASIDE MANOR			5	100%	5
CVS TX2263POCT SAN ANTONIO		5			5
FRANCES WARDE MEDICAL LABORATORY		2	3	60%	5
UNIVERSITY OF CHICAGO MEDICAL CENTER LAB			5	100%	5
DAVENPORT PEDIATRICS PA		1	4	80%	5
HAVEN HOSPICE IN CHIEFLAND			5	100%	5
AHC Decatur County		5			5
HAWTHORNE HEALTH AND REHABILITATION			5	100%	5
DISCOVERY VILLAGE AT STUART		2	3	60%	5
CELERION			5	100%	5

# COVID-19: testing by laboratory

Data through Mar 23, 2021 verified as of Mar 24, 2021 at 09:25 AM

Data in this report are provisional and subject to change.

The numbers in the table below represent the number of Florida and non-Florida residents for whom test results were received by the Department of Health. A person can be tested by more than one laboratory and can have both positive and negative results. **Therefore, the sum of the numbers in each column will be larger than the total number of people tested.**

Reporting lab	Inconclusive	Negative	Positive	Percent positive	Total
ADVICE FOR OPTIMAL WELLNESS		2	3	60%	5
UPMC HEALTH SYSTEM		4	1	20%	5
WEST PACIFIC MEDICAL LABORATORY			5	100%	5
EGL GENETICS DIAGNOSTICS			5	100%	5
MY WELLNESS EXPRESS			5	100%	5
PRINCIPLE HOSPICE SERVICE, LLC			5	100%	5
SOUTHERN OCEAN MEDICAL CENTER		5			5
XRL SXF REF LAB		5			5
DIAMOND SPEEDWAY DIALYSIS		1	4	80%	5
CAPTAIN JAMES A. LOVELL FEDERAL HEALTHCARE CENTER			4	100%	4
MEDICAL UNIVERSITY SC HOSPITAL			4	100%	4
HCR ManorCare Greentree		4			4
PHYSICIANS QUALITY CARE			4	100%	4
WOMEN'S CARE FLORIDA, LLC		4			4
COMPREHENSIVE CLINICAL RESEARCH, LLC			4	100%	4
MINUTECLINIC DIAG OF IND, LLC #10190		4			4
MEDEXPRESS URGENT CARE - MBURG COMMONS		4			4
HAVEN CUSTEAD CARE CENTER		1	3	75%	4
ACCESS RECOVERY SOLUTIONS LLC			4	100%	4
Bethany Health and Rehab		4			4
REELFOOT FAMILY WALK IN CLINIC		3	1	25%	4
MINUTECLINIC DIAG OF IND, LLC #6472		4			4
CVS CT718POCT ANSONIA		4			4
FLORIDA MEDICAL ASSOCIATES LLC			4	100%	4
MONROE COUNTY DEPT OF PUBLIC HEALTH ST		4			4
MARK HOANG MD PA			4	100%	4
GILCHRIST COUNTY HEALTH DEPT			4	100%	4
CVS MA1845POCT WILMINGTON		3	1	25%	4
MINUTECLINIC DIAGNOSTIC OF OHIO #6139		4			4
SOUTHEASTERN REGIONAL MEDICAL CENTER			4	100%	4
CARENOW URGENT CARE - WINTER SPRINGS		3	1	25%	4
MEDEXPRESS URGENT CARE - SOMERSET TOWNSHIP		4			4
SANFORD SOUTH UNIVERSITY		4			4
MEDEXPRESS URGENT CARE - TULSA, S YALE AVE		4			4
FLORIDA HOSPITAL ALTAMONTE		2	2	50%	4
NEMOURS CHILDREN'S URGEN CARE			4	100%	4
CULLMAN REGIONAL MEDICAL CENTER		3	1	25%	4
CVS PA1193POCT JENKINTOWN		4			4
REMEDY URGENT CLINIC		2	2	50%	4
MEDEXPRESS URGENT CARE MARTINSBURG		2	2	50%	4
MEDICAL CENTER ENTERPRISE			4	100%	4
Bon Secours Place		3	1	25%	4
Kroger 895 - The Little Clinic Green Hills		4			4
MINUTECLINIC DIAGNOSTIC MED GRP OF SAN		3	1	25%	4
SKYLINE UROLOGY		4			4
ASCENSION ST VINCENT'S MEDICAL CENTER		3	1	25%	4
LIFEHOPE LABS			4	100%	4

# COVID-19: testing by laboratory

Data through Mar 23, 2021 verified as of Mar 24, 2021 at 09:25 AM

Data in this report are provisional and subject to change.

The numbers in the table below represent the number of Florida and non-Florida residents for whom test results were received by the Department of Health. A person can be tested by more than one laboratory and can have both positive and negative results. **Therefore, the sum of the numbers in each column will be larger than the total number of people tested.**

Reporting lab	Inconclusive	Negative	Positive	Percent positive	Total
Marian Manor, Inc		4			4
Health Care Center of Jacksonville			4	100%	4
INFINITI LABS INC			4	100%	4
MEDEXPRESS URGENT CARE HUNTINGTON		4			4
CVS PA258POCT MCKEES ROCKS		4			4
WINDER NURSING INC DBA WINDER HEALTH CARE		4			4
DEACONESS HOSPITAL			4	100%	4
MAILBOX DIAGNOSTICS		2	2	50%	4
WINCHESTER MEDICAL CENTER			4	100%	4
ROAN DRUG COMPANY LLC		4			4
ELDER ALTERNATIVES INC		3	1	25%	4
ALVARO J DANGOND MD PA		4			4
UF HEALTH PATHOLOGY LABORATORIES			4	100%	4
Heartland of Boynton Beach			4	100%	4
BETHPAGE EXTENDED HOURS CENTER		4			4
Kroger 125 - The Little Clinic Castle Rock		3	1	25%	4
LIFE CARE HOME HEALTH SERVICES LLC		1	3	75%	4
MINUTECLINIC DIAG OF IND LLC #6840		4			4
Westminster Manor		3	1	25%	4
BELLIN HEALTH LAB		1	3	75%	4
MICHIGAN HEALTH CLINIC LABORATORIES		3	1	25%	4
CLINICAL LABORATORIES OF THE BUFFALO		3	1	25%	4
PINELLAS POINT NURSING AND REHAB			4	100%	4
WYOMING PUBLIC HEALTH LAB			4	100%	4
PILGRIM PHARMACY INC		4			4
GRADY MEMORIAL HOSPITAL/MICRO			4	100%	4
MEDEXPRESS URGENT CARE - SOUTH PARKERSBURG		4			4
H/L of WEst Ashley Rhabilitation and Nursing Center		4			4
MINUTECLINIC, LLC, DBA MINUTECLINIC #4		4			4
BUCKINGHAM PLACE ALF		4			4
Loretto Health and Rehabilitation Center		4			4
MERCY URGENT CARE			4	100%	4
UNIVERISTY OF MIAMI			4	100%	4
MEDEXPRESS URGENT CARE - LEDGEWOOD		3	1	25%	4
SOUTH FLORIDA PEDIATRIC PARTNERS			4	100%	4
SHARP MEMORIAL HOSPITAL MICROBIOLOGY DEPT			4	100%	4
WILLIAM A HINTON STATE LABORATORY INSTITUTE		1	3	75%	4
CHIPOLA QUICK CARE		1	3	75%	4
MEDEXPRESS URGENT CARE WEST TAMPA			4	100%	4
MEDEXPRESS - NEW CASTLE, DUPONT HWY		4			4
PREMIER PEDIATRICS		1	3	75%	4
NONA PEDIATRIC CENTER			4	100%	4
MINUTECLINIC DIAG OF IND LLC #1138		3	1	25%	4
MEDEXPRESS URGENT CARE PLEASANT HILLS		3	1	25%	4
Kroger 124 - The Little Clinic University		3	1	25%	4
TAPESTRY TALLAHASSEE WALDEN		4			4
SIGNATURE CARE MONTROSE		2	2	50%	4



# COVID-19: testing by laboratory

Data through Mar 23, 2021 verified as of Mar 24, 2021 at 09:25 AM

Data in this report are provisional and subject to change.

The numbers in the table below represent the number of Florida and non-Florida residents for whom test results were received by the Department of Health. A person can be tested by more than one laboratory and can have both positive and negative results. **Therefore, the sum of the numbers in each column will be larger than the total number of people tested.**

Reporting lab	Inconclusive	Negative	Positive	Percent positive	Total
MEMORIAL HEALTHCARE SYSTEM		1	3	75%	4
GASTROENTEROLOGY ASSOC OF PENSACOLA, PA		2	2	50%	4
ORLANDO HEALTH PHYSICIAN GROUP			4	100%	4
AHC of Mckenzie		4			4
THE OASIS ALF		4			4
EXPRESS TESTING-ONE			4	100%	4
CVS NY549POCT RIDGEWOOD		2	2	50%	4
MD ANDERSON			4	100%	4
CVS NC7057POCT SHELBY		4			4
MINUTECLINIC, LLC #07852		4			4
PDL PHARMACY CORP			4	100%	4
AFTER HOURS PEDS			4	100%	4
UNION CITY MANOR NURSING CENTER		4			4
MINUTECLINIC DIAGNOSTIC OF PENNSYLVAN		3	1	25%	4
Hillspring of Springboro		4			4
LOUISIANA DEPT. OF HEALTH AND HOSPITALS-INFECTIOUS DISEASE EPI SECTION			4	100%	4
FLORIDA CANCER SPECIALISTS AND RESEARCH		2	2	50%	4
CVS OH6149POCT UPPER ARLINGTON		2	2	50%	4
STONE CLINICAL LABORATORIES OF FL LLC		4			4
ORANGE COUNTY HEALTH DEPARTMENT		2	2	50%	4
CVS PA1379POCT LANSDALE		4			4
COMMUNITY HEALTH CENTER OF WEST PALM BEACH			4	100%	4
CVS SC4122POCT TAYLORS		4			4
MINUTE-CLINIC DIAGNOSTIC OF VIRGINIA,		4			4
NIBHA MEDIRATTA MD PL			4	100%	4
MINUTECLINIC DIAGNOSTIC OF VIRGINIA, LLC #1656		4			4
FLORIDA MEDICAL CLINIC -INTERNAL MED DADE CITY			4	100%	4
INDUSTRY LAB DIAGNOSTIC PARTNERS			4	100%	4
SINAI PLAZA NURSING AND REHAB CENTER			4	100%	4
MINUTECLINIC MINUTECLINIC #3665		4			4
MEDEXPRESS URGENT CARE - MOUNTAIN HOME		3	1	25%	4
WESLEY CHAPEL INTERNAL MEDICINE AND PEDIATRICS			4	100%	4
HENDRY/GLADES COUNTY HEALTH DEPARTMENT		3	1	25%	4
CAPE COD HOSPITAL			4	100%	4
ADVENTHEALTH MEDICAL GROUP PEDIATRICS		1	3	75%	4
CVS AZ9210POCT SCOTTSDALE		4			4
CVS MA394POCT SEEKONK		4			4
INVERNESS FAMILY CARE HIGH RISK PLLC			4	100%	4
State Lab Unspecifd			4	100%	4
DTR LABS		3	1	25%	4
FCHC (OB)-DARWIN SQUARE CTR.			4	100%	4
COVENIENT CARE MEDICAL CLINIC			4	100%	4
MD NOW URGENT CARE - DELRAY WEST			4	100%	4
URGENT CARE - OCONEE		2	2	50%	4
FLORENCE - HUNTSVILLE HOSPITAL URGENT CARE		3	1	25%	4
MINUTECLINIC, LLC #5707		4			4
MEDEXPRESS - WILMINGTON CONCORD PIKE		3	1	25%	4

# COVID-19: testing by laboratory

Data through Mar 23, 2021 verified as of Mar 24, 2021 at 09:25 AM

Data in this report are provisional and subject to change.

The numbers in the table below represent the number of Florida and non-Florida residents for whom test results were received by the Department of Health. A person can be tested by more than one laboratory and can have both positive and negative results. **Therefore, the sum of the numbers in each column will be larger than the total number of people tested.**

Reporting lab	Inconclusive	Negative	Positive	Percent positive	Total
SUMNER REGIONAL MEDICAL CENTER		3	1	25%	4
BAYCARE MEDICAL GROUP, INC		4			4
MEMORIAL HEALTH CARE SYSTEMS			4	100%	4
MINUTECLINIC DIAG OF IND LLC #1367		4			4
BARTON MEMORIAL HOSPITAL		3	1	25%	4
MINUTECLINIC DIAGNOSTIC OF OHIO #2964		4			4
CLINICAL ASSOCIATES OF ORLANDO LLC		4			4
MEDEXPRESS URGENT CARE - WICHITA, S SENECA ST		2	2	50%	4
REFUGE A HEALING PLACE, THE			4	100%	4
CENTRAL FLORIDA INTERNAL OCCUPATIONAL AND		4			4
HARBORCHASE OF VILLAGES CROSSING			4	100%	4
CAREWELL 202			4	100%	4
AIREVAC INTERNATIONAL		4			4
MINUTE CLINIC #8979		4			4
Metro West Nursing and Rehab			4	100%	4
POWERS PEDIATRICS			4	100%	4
DASCENA LABORATORY			4	100%	4
LAKE FOREST PARK OP CO LLC		4			4
CVS ME329POCT PORTLAND		4			4
UNIVERSITY OF MIAMI STUDENT HEALTH SERVICE			4	100%	4
CHIEFLAND MEDICAL CENTER LLC			4	100%	4
VENICE URGENT CARE - GULF COAST			4	100%	4
PANCARE HEALTH - PONCE DE LEON			4	100%	4
DIAGNOSTIC & MEDICAL SPECIALISTS OF GREENWICH		2	2	50%	4
MINUTECLINIC DIAG OF IND, LLC #6553		4			4
UNIVERSITY OF WASHINGTON MEDICAL CENTER (UWMC) EMERGENCY DEPT.			4	100%	4
MEDEXPRESS URGENT CARE - WALDORF, CRAIN HWY		4			4
Park Ridge Nursing Center		3	1	25%	4
KENTUCKY CABINET FOR HEALTH AND FAMILY SERVICES			4	100%	4
MED EXPRESS URGENT CARE PC - MARYLAND		3	1	25%	4
PM PEDIATRICS OF SELDEN PLLC		4			4
MINNESOTA DEPARTMENT OF HEALTH LABORATORY	1		3	75%	4
CIMA MEDICAL CENTER		3	1	25%	4
MEDEXPRESS URGENT CARE FOX CHAPEL		4			4
PHYSICIANS IMMEDIATE CARE AURORA			4	100%	4
CVS MA2297677CV BOSTON		4			4
DACH MAIN LAB			4	100%	4
CVS MO5655POCT LIBERTY		1	3	75%	4
LATCHER LABORATORY OF A O FOX MEMORIAL		2	2	50%	4
FISHERMEN'S HOSPITAL			4	100%	4
JFK INTERNAL MEDICINE FACULTY PRACTICE		2	2	50%	4
MEDEXPRESS URGENT CARE, FAIRMONT		4			4
NORTH OKALOOSA CLINIC CORP		1	3	75%	4
CONSOLIDATED LABORATORY SERVICES			4	100%	4
GENEVA GENERAL HOSPITAL LABORATORY		3	1	25%	4
ARCPPOINT LABS OF FORT LAUDERDALE, FL CENTRAL		1	3	75%	4
UNIVERSITY OF MICHIGAN		2	2	50%	4

# COVID-19: testing by laboratory

Data through Mar 23, 2021 verified as of Mar 24, 2021 at 09:25 AM

Data in this report are provisional and subject to change.

The numbers in the table below represent the number of Florida and non-Florida residents for whom test results were received by the Department of Health. A person can be tested by more than one laboratory and can have both positive and negative results. **Therefore, the sum of the numbers in each column will be larger than the total number of people tested.**

Reporting lab	Inconclusive	Negative	Positive	Percent positive	Total
ADVENTHEALTH MEDICAL GROUP INTERNAL MEDICINE AT		1	3	75%	4
ENCOMPASS HOME HEALTH		4			4
CVS OH2518POCT COLUMBUS		3	1	25%	4
DEPARTMENT OF HEALTH/ NEW YORK			4	100%	4
ManorCare Rehabilitation Center- Decatur		4			4
CONSULATE HEATH CARE AT WEST ALTAMONTE			4	100%	4
WALGREENS_COCONUT CREEK		4			4
IMIC INC RESEARCH			4	100%	4
Kroger 186 - The Little Clinic Holiday Manor		3	1	25%	4
CAPITAL HEALTH LABORATORY INC			4	100%	4
CVS NJ836POCT RUNNEMEDE		4			4
CVS PA10034POCT PITTSBURGH		4			4
PARKWAY DRUGS OF ONEIDA COUNTY NORTH I		3	1	25%	4
MIAMI COMMUNITY HEALTH CENTER INC		1	3	75%	4
CVS TX8387POCT AUSTIN		4			4
MEDEXPRESS URGENT CARE - WEST ST PAUL, ROBERT ST S		3	1	25%	4
L3HARRIS FAMILY MEDICAL CENTER			4	100%	4
LEON MEDICAL CENTERS, LLC			4	100%	4
PORT ORANGE NURSING & REHAB			4	100%	4
RML PHARMACY PC		4			4
CVS NC5532POCT SUMMERFIELD		4			4
ELIZABETH CITY HEALTH & REHABILITATION		4			4
ST PETE DIRECT PRIMARY CARE		2	2	50%	4
RIVER CITY MEDICAL ASSOCIATES INC			4	100%	4
DYNACARE LABORATORIES			4	100%	4
MEDEXPRESS URGENT CARE-PASADENA		4			4
HEART OF FLORIDA HEALTH CENTER INC		1	3	75%	4
CVS NC3803POCT MOORESVILLE		4			4
Millennium Nursing & Rehab Center		4			4
AFFINITY URGENT CARE			4	100%	4
INTRACOASTAL LABS INC		4			4
FAMILY MEDICINE AT WATERMAN		4			4
MINUTECLINIC DIAGNOSTIC OF WISCONSIN, LLC		4			4
CVS TX7288POCT DALLAS		4			4
BENEVA LAKES HEALTHCARE & REHAB CENTER			4	100%	4
MONTANA DEPARTMENT OF PUBLIC HEALTH & HUMAN SERVICES			4	100%	4
MINUTECLINIC DIAG OF IND, LLC #8645		4			4
CELEBRATION PEDIATRICS			4	100%	4
AIRPORT CLINIC			4	100%	4
HEWLETT URGENT CARE, PLLC		4			4
ADVENT HEALTH - TUSKAWILLA		4			4
COMMUNITY PHYSICIANS OF NORTH PORT PA			4	100%	4
CVS PA5241POCT CHALFONT		4			4
CVS TX10140POCT THE WOODLANDS		4			4
NOT GIVEN		1	3	75%	4
JOHNNIE RUTH CLARKE LAB			4	100%	4
MEDEXPRESS - NEWARK		4			4

# COVID-19: testing by laboratory

Data through Mar 23, 2021 verified as of Mar 24, 2021 at 09:25 AM

Data in this report are provisional and subject to change.

The numbers in the table below represent the number of Florida and non-Florida residents for whom test results were received by the Department of Health. A person can be tested by more than one laboratory and can have both positive and negative results. **Therefore, the sum of the numbers in each column will be larger than the total number of people tested.**

Reporting lab	Inconclusive	Negative	Positive	Percent positive	Total
HAMPTON ALF AT 24TH ROAD LLC			4	100%	4
MINUTECLINIC DIAG OF IND, LLC #6910		4			4
FAMILY MEDICAL CLINIC HOMESTEAD, LLC			4	100%	4
WE CARE - CARNIVAL CRUISELINE		4			4
CHILDREN'S MEDICAL GROUP		4			4
CVS IN5696POCT FORT WAYNE		4			4
ADVENTHEALTH MEDICAL GROUP COMMUNITY MEDICINE		3	1	25%	4
SOUTHWESTERN REGIONAL MEDICAL CENTER - TULSA		4			4
Willowbrooke Court at Country House		4			4
SOUTH FLORIDA RESEARCH ORGANIZATION			4	100%	4
Kroger 339 - The Little Clinic Highlands - Bardstown Road		4			4
MEDEXPRESS URGENT CARE LAVALE		4			4
MINUTECLINIC DIAG OF IND, LLC #6648		3	1	25%	4
ST. MARY'S HOSPITAL			4	100%	4
MINUTECLINIC #2797		4			4
MINUTECLINIC DIAGNOSTIC OF VIRGINIA, LLC		4			4
MINUTECLINIC DIAGNOSTIC MED GRP OF ORA		3	1	25%	4
MEDEXPRESS URGENT CARE- FORT WORTH N T		4			4
BARRANCO CLINIC PA, THE	1	3			4
GAINESVILLE PEDIATRIC ASSOCIATES		1	3	75%	4
CVS SC7334POCT LEXINGTON		4			4
ADVENTHEALTH NEW SMYRNA BEACH COMMUNITY HEALTH			4	100%	4
CVS OH3393POCT AURORA		3	1	25%	4
CULLMAN REGIONAL URGENT CARE		3	1	25%	4
ADVENT HEALTH MEDICAL GROUP		3	1	25%	4
VITAL CARE URGENT CARE			4	100%	4
EAST SIDE CLINICAL LABORATORY		3	1	25%	4
ManorCare Health Services Camp Hill		4			4
MEDEXPRESS URGENT CARE - SUMMERSVILLE, WEBSTER RD		4			4
MEDFIRST URGENT CARE			4	100%	4
PRINCETON BMC LABORATORY		4			4
APOPKA FAMILY HEALTH CENTER		3	1	25%	4
HUNT CLUB MEDICAL CARE			4	100%	4
BETTER AT HOME		4			4
CVS OH2342POCT WEST CHESTER		3	1	25%	4
CENTERPLACE HEALTH, INC			4	100%	4
BAPTIST HEALTH MEDICAL CENTER			4	100%	4
CVS SC1540POCT MYRTLE BEACH		3	1	25%	4
FLORIDA HEALTH CARE PLANS STIRLING CENTER			4	100%	4
EXTENDICARE HEALTH & REHAB CENTER		4			4
MINUTECLINIC DIAGNOSTIC OF MICHIGAN, P		4			4
HARBOUR ISLAND PEDIATRICS LLC			4	100%	4
Grace Rehabilitation of Vero Beach		4			4
DEPARTMENT OF HEALTH AND HUMAN SERVICES		2	2	50%	4
ADVENTHEALTH MEDICALGROUP PEDIATRICS AT ORLANDO		4			4
OHIO CVS STORES		3	1	25%	4
OWL NOW URGENT CARE			4	100%	4

# COVID-19: testing by laboratory

Data through Mar 23, 2021 verified as of Mar 24, 2021 at 09:25 AM

Data in this report are provisional and subject to change.

The numbers in the table below represent the number of Florida and non-Florida residents for whom test results were received by the Department of Health. A person can be tested by more than one laboratory and can have both positive and negative results. **Therefore, the sum of the numbers in each column will be larger than the total number of people tested.**

Reporting lab	Inconclusive	Negative	Positive	Percent positive	Total
OPTUM OF RED ROAD		4			4
MEDEXPRESS URGENT CARE - WAXAHACHIE, N HIGHWAY 77		2	2	50%	4
MEDEXPRESS URGENT CARE - TEAYS VALLEY		3	1	25%	4
MEDICINE SHOPPE #1306 THE		3	1	25%	4
SOUTHLAND SUITES OF LAKELAND			4	100%	4
CLINICAL PATHOLOGY LABORATORIES			4	100%	4
IMA MEDICAL CENTER OF OVIEDO			4	100%	4
Mill Valley Care Center		4			4
HELIX DIAGNOSTIX		1	3	75%	4
AURORA BAYCARE UROLOGY			4	100%	4
PRIMECARE		2	2	50%	4
CVS NJ862POCT MARLBORO		4			4
LUVERNE HEALTH AND REHABILITATION		4			4
MEDEXPRESS URGENT CARE - MARKHAM STREE		3	1	25%	4
ELITE MEDICAL CENTER			4	100%	4
CVS MO10053POCT SAINT PETERS		4			4
TRIDENT BIOMETRICS		3	1	25%	4
MINUTECLINIC OF NEVADA-2955 S FT APACH		4			4
TARPON SPRINGS PEDIATRICS, LLC			4	100%	4
OMNICARE PHARMACY OF TEXAS 1		4			4
PEACEHEALTH LABORATORIES		3	1	25%	4
MEDEXPRESS URGENT CARE-SCOTT TOWNSHIP		3	1	25%	4
REGIONAL MEDICAL LAB			4	100%	4
CELAL GUROL ERBAY, MD			4	100%	4
MAINE DEPARTMENT OF HEALTH AND HUMAN SERVICES			4	100%	4
SunTerrace Health Care Center		3	1	25%	4
BAYLOR ESOTERIC AND MOLECULAR LAB			4	100%	4
GENUS DIAGNOSTICS			4	100%	4
TMH PHYSICIAN PARTNERS SOUTHWOOD		1	3	75%	4
FAMILY MEDICINE AT WINTER PARK			4	100%	4
CVS SC2269POCT COLUMBIA		3	1	25%	4
Crowne Health Care of Montgomery		4			4
FHCP – ORMOND BEACH			4	100%	4
CVS IN3975POCT JEFFERSONVILLE		2	2	50%	4
PALM BEACH CANCER INSTITUTE			4	100%	4
DISCOVERY VILLAGE AT DEERWOOD			4	100%	4
OVIEDO CHILDRENS HEALTH CENTER LLC		1	3	75%	4
BOND & STEELE CLINIC PA D/B/A BOND CLINIC PA		4			4
CRESTAR LABS		2	2	50%	4
CLINICAL CARE CENTER, INC			4	100%	4
CVS IN7653POCT EVANSVILLE		3	1	25%	4
PANCARE HEALTH YOUNGSTOWN			4	100%	4
LAKE MARY PEDIATRICS			4	100%	4
MEDEXPRESS URGENT CARE - KOKOMO		4			4
TRUE HEALTH- HOFFNER		3	1	25%	4
Kroger 959 - The Little Clinic Carmel		4			4
MARSHFIELD LABORATORIES			4	100%	4



# COVID-19: testing by laboratory

Data through Mar 23, 2021 verified as of Mar 24, 2021 at 09:25 AM

Data in this report are provisional and subject to change.

The numbers in the table below represent the number of Florida and non-Florida residents for whom test results were received by the Department of Health. A person can be tested by more than one laboratory and can have both positive and negative results. **Therefore, the sum of the numbers in each column will be larger than the total number of people tested.**

Reporting lab	Inconclusive	Negative	Positive	Percent positive	Total
IVY CREEK URGENT CARE OF ENTERPRISE			4	100%	4
Lakeside Oaks Care Center			4	100%	4
DERMATOLOGY SPECIALISTS OF FL - DR. JON WARD			4	100%	4
INHEALTH LIFE SCIENCES			4	100%	4
BLOOMIN BRANDS WELLNESS CENTER		3	1	25%	4
USCG SECTOR ST PETE		1	3	75%	4
UNC HOSPITAL/MCLENDON CLINICAL LABORATORIES			4	100%	4
HOME DOCS		2	2	50%	4
CAREWELL URGENT CARE			4	100%	4
FLORIDA HEART AND VASCULAR			4	100%	4
COLONIAL MEDICAL CENTER-EAST ORLANDO			4	100%	4
INTERMARKET FACILITY			4	100%	4
REHABILITATION CENTER OF WINTER PARK,THE			4	100%	4
WELLMED AT FORT PIERCE		2	2	50%	4
CVS MD1515POCT LEONARDTOWN		3	1	25%	4
BROOKDALE WEST BOYNTON BEACH		4			4
BIOREFERENCE LABORATORIES			4	100%	4
Kroger 752 - The Little Clinic Central Station		3	1	25%	4
Calusa Harbour			4	100%	4
OKLAHOMA STATE UNIVERSITY DIAGNOSTIC LAB			4	100%	4
MONROE URGENT CARE		3	1	25%	4
SONIC REFERENCE LABORATORY			4	100%	4
DEPARTMENT OF PATHOLOGY ROME MEMORIAL		3	1	25%	4
HEALTHCARE NETWORK OF SOUTHWEST FLORIDA			4	100%	4
NORTHWOOD UNIVERSITY-BENNETT SPORTS CENTER		4			4
CVS IL8747POCT CHICAGO		4			4
CAREATC, INC.			4	100%	4
PATIENT FIRST - ALLENTOWN			4	100%	4
ACCENT PHYSICIAN SPECIALISTS PA		4			4
MINUTE CLINIC LLC #0169		4			4
CVS NM8918POCT ALBUQUERQUE		4			4
NEMOURS CHILDREN'S CLINIC			4	100%	4
THONOTOSASSA COMMUNITY HEALTH CENTER		1	3	75%	4
ADVANCED URGENT CARE LLC		1	3	75%	4
EPI			4	100%	4
CVS CA8850POCT HUNTINGTON BEACH		3	1	25%	4
CORTLAND REGIONAL MEDICAL CENTER		4			4
CORIZON HEALTH INC			4	100%	4
PLAINVIEW PRIMARY CARE		4			4
BIOTEST PLASMA CENTER		4			4
CARE ONE PRIMARY CARE			4	100%	4
VIDANT MEDICAL CENTER			4	100%	4
ASCENDI HOME HEALTH AGENCY INC			4	100%	4
CVS MA507POCT LEOMINSTER		3	1	25%	4
WALGREENS #07034		4			4
SIGNATURE CARE EMERGENCY CENTER		2	2	50%	4
RELIANT ACUTE CARE			4	100%	4

# COVID-19: testing by laboratory

Data through Mar 23, 2021 verified as of Mar 24, 2021 at 09:25 AM

Data in this report are provisional and subject to change.

The numbers in the table below represent the number of Florida and non-Florida residents for whom test results were received by the Department of Health. A person can be tested by more than one laboratory and can have both positive and negative results. **Therefore, the sum of the numbers in each column will be larger than the total number of people tested.**

Reporting lab	Inconclusive	Negative	Positive	Percent positive	Total
GUTHRIE MEDICAL GROUP - CORNING		3	1	25%	4
NEULIFE NEUROLOGICAL SERVICES LLC			4	100%	4
CVS MN6811POCT PLYMOUTH		4			4
CENTRAL DUPAGE HOSPITAL			3	100%	3
MID-FLORIDA PATHOLOGY LLC - MOBILE UNIT # 3		1	2	67%	3
TWIN LAKES IMAGING			3	100%	3
Westside Terrace		3			3
ACCESS HEALTH CARE		2	1	33%	3
CVS CA9803POCT RIVERSIDE		3			3
WHITE EARTH IHS MAIN LAB		3			3
Englewood Health and Rehab			3	100%	3
SUN TERRACE HEALTH CARE CENTER			3	100%	3
MEDIC INFUSION PA		3			3
INTERNAL MEDICINE AND WOUND CARE SPECIALIST LLC		3			3
ST LUKES HOSPITAL LABORATORY		2	1	33%	3
CVS KS676POCT LAWRENCE		2	1	33%	3
CGH MEDICAL CENTER			3	100%	3
MEDICAL CITY DALLAS HOSPITAL			3	100%	3
CENTRAL JERSEY URGENT CARE OF BROWN MI		3			3
Kroger 571 - The Little Clinic Hendersonville		1	2	67%	3
COVANCE CLS			3	100%	3
HOMELAND CENTER		3			3
CVS IN6605POCT INDIANAPOLIS		2	1	33%	3
CVS MA447POCT NORTHAMPTON		2	1	33%	3
ADVANCED MEDICAL RESEARCH CENTER LLC			3	100%	3
YORK HOSPITAL - LABORATORY			3	100%	3
MINUTECLINIC DIAG OF IND, LLC #6483		1	2	67%	3
FAMILY TREE MEDICAL GROUP PA		2	1	33%	3
VIRTUA MEMORIAL HOSPITAL BURLINGTON COUNTY		1	2	67%	3
SIGNATURE CARE PFLUGERVILLE			3	100%	3
SOLERA SPECIALTY PHARMACY LLC		2	1	33%	3
LIFE CARE CENTER OF SKAGIT VALLEY		3			3
BRADENTON PHYSICIAN MEDICAL CENTER			3	100%	3
FELICIDAD MEDICAL CENTER INC			3	100%	3
NYC PUBLIC HEALTH LABS			3	100%	3
CVS GA5622POCT DALLAS		2	1	33%	3
Georgiana Health and Rehabilitation, LLC		3			3
NORTH SHORE HOSP. INFECTION CONTROL			3	100%	3
BETTERMED URGENT CARE			3	100%	3
WEST TN HEALTH MED NORTH		3			3
BLACK STALLION WALK IN AND EXERCISE CLINICS LLC		1	2	67%	3
PUBLIC HEALTH TRUST OF MIAMI DADE COUNTY			3	100%	3
ORLANDO REGIONAL HEALTH SERVICES		1	2	67%	3
UNIVERSITY HEALTH SERVICES RIVER CAMPUS		2	1	33%	3
Fort Gaines Health and Rehab		3			3
CUMBERLAND MEDICAL CENTER INC		3			3
OPP HEALTH AND REHABILITATION		3			3

# COVID-19: testing by laboratory

Data through Mar 23, 2021 verified as of Mar 24, 2021 at 09:25 AM

Data in this report are provisional and subject to change.

The numbers in the table below represent the number of Florida and non-Florida residents for whom test results were received by the Department of Health. A person can be tested by more than one laboratory and can have both positive and negative results. **Therefore, the sum of the numbers in each column will be larger than the total number of people tested.**

Reporting lab	Inconclusive	Negative	Positive	Percent positive	Total
Broadview Multi-Care Center		3			3
WALGREENS NO 19542		3			3
COL CROSSROAD		1	2	67%	3
SCHIFF CENTER FOR LIVER DISEASES		1	2	67%	3
John Knox Manor Inc II		2	1	33%	3
ADVENT HEALTH - CENTRAL PASCO ER			3	100%	3
MARYLAND STATE DEPT OF HEALTH	2		1	33%	3
STARMED FAMILY & URGENT CARE			3	100%	3
HALIFAX HEALTH CARE FOR WOMEN		3			3
OPENTRONS PRL		2	1	33%	3
IAN C BOYKIN MD		2	1	33%	3
CVS PA7611POCT ALLISON PARK		3			3
NEMOURS CHILDRENS PRIMARY CARE HORIZON WEST			3	100%	3
LEESBURG COMMUNITY HEALTH CENTERS			3	100%	3
JOINT AMBULATORY CARE CENTER		3			3
FAMILY FIRST PEDIATRICS			3	100%	3
SINAI POST ACUTE NURSING AND REHAB CE		3			3
LEVY COUNTY DEPT. OF PUBLIC SAFETY		1	2	67%	3
CVS MA1095POCT AMHERST		3			3
ADVANCED URGENT CARE CENTER OF THE UPPER KEYS		1	2	67%	3
Medilodge of Montrose		3			3
ST. PETERSBURG PEDIATRICS- 38TH AVENUE			3	100%	3
PREMIER CLINICAL RESEARCH INSTITUTE INC			3	100%	3
NOVANT HEALTH PRESBYTERIAN		2	1	33%	3
PICHARDO CLINIC, THE		1	2	67%	3
CVS NJ715POCT WAYNE		3			3
SHANDS AT LAKE SHORE LAB		1	2	67%	3
BAPTIST OUTPATIENT SERVICES			3	100%	3
SEMINOLE FAMILY HEALTH CENTER		3			3
NEMOURS CHILDRENS PRIMARY CARE MAITLAND			3	100%	3
FLORIDA LABORATORY ANALYSIS, LLC			3	100%	3
BRIGHAM AND WOMEN'S HOSPITAL			3	100%	3
CROWNE HEALTH CARE OF FORT PAYNE		2	1	33%	3
SUMMIT MEDICAL GROUP - WEST ORANGE		3			3
MINUTECLINIC DIAGNOSTIC OF NORTH CARO		3			3
COMMUNICABLE DISEASE CONTROL/PUBLIC HEALTH EMERGENCY PREPAREDNESS			3	100%	3
WELLSTAR KENNESTONE HOSPITAL			3	100%	3
CVS IL3163POCT OAK PARK		3			3
HEALGEN SCIENTIFIC			3	100%	3
EAST NAPLES PEDIATRICS			3	100%	3
ERIE COUNTY PUBLIC HEALTH CLINICAL		3			3
SUNCOAST COMMUNITY HEALTH CENTERS INC		2	1	33%	3
MARRA'S PHARMACY		3			3
CANOPY PEDIATRICS		3			3
CENTURY LINK SPORTS COMPLEX			3	100%	3
CVS MA1006POCT BROCKTON		3			3
TREASURE COAST INFECTIOUS DISEASE CONSULTANTS		1	2	67%	3

# COVID-19: testing by laboratory

Data through Mar 23, 2021 verified as of Mar 24, 2021 at 09:25 AM

Data in this report are provisional and subject to change.

The numbers in the table below represent the number of Florida and non-Florida residents for whom test results were received by the Department of Health. A person can be tested by more than one laboratory and can have both positive and negative results. **Therefore, the sum of the numbers in each column will be larger than the total number of people tested.**

Reporting lab	Inconclusive	Negative	Positive	Percent positive	Total
SAVANNAH COVE		3			3
MEDEXPRESS URGENT CARE - WILKES BARRE		2	1	33%	3
HARBORCHASE OF STUART			3	100%	3
TAMPA		1	2	67%	3
PRISMA HEALTH MIDLANDS			3	100%	3
ST VINCENTS AMBULATORY CARE INC		1	2	67%	3
MINUTE CLINIC DIAGNOSTIC OF VIRGINIA, LLC #6292		3			3
GULF COAST IMMEDIATE CARE CENTER		1	2	67%	3
ST. LUKE'S HOSPITAL - BETHLEHEM CAMPUS		1	2	67%	3
CVS MO5727POCT PLATTE CITY		3			3
VA OUTPATIENT CLINIC-NEW PORT RICHEY			3	100%	3
MEDEXPRESS URGENT CARE - FORT SMITH		3			3
SOUTH MIAMI HOSPITAL			3	100%	3
COMMUNITY MEDICAL CENTER			3	100%	3
GENDERXPRESS/PICTURE ME PERFECT IMAGING			3	100%	3
SOFTLAB			3	100%	3
MT CARMEL PHARMACY INC		3			3
SENTARA NORFOLK GENERAL HOSPITAL CENTRAL LAB			3	100%	3
INTERCOASTAL FAMILY PRATICE		1	2	67%	3
MEDEXPRESS URGENT CARE, CHAMBERSBURG		2	1	33%	3
MEDEXPRESS URGENT CARE NORWIN		3			3
MEDEXPRESS URGENT CARE- ALLISON PARK		1	2	67%	3
US SPECIALTY LABS			3	100%	3
NORTH CAROLINA DEPT OF HEALTH & HUMAN SRVCS STATE LAB OF PUBLIC HEALTH			3	100%	3
ADVENTHEALTH MEDICAL GROUP ADULT AND SENIOR HEALTH			3	100%	3
CVS MO10151POCT SPRINGFIELD		2	1	33%	3
ALLIANCE LABS @LRMC			3	100%	3
EASTMAN HEALTHCARE & REHAB		3			3
RAPID CITY RUGENT CARE			3	100%	3
VELOCITY CARE			3	100%	3
MOUNT SINAI AVENTURA DIAGNOSTIC CENTER			3	100%	3
CROSSROADS URGENT CARE PLLC		3			3
AFFORDABLE PRIMARY CARE LLC		3			3
MEADOWS AT CYPRESS GARDENS, THE		3			3
NASSAU COUNTY HEALTH DEPARTMENT-FERNANDINA BEACH C		3			3
CARENOW-ATASCOCITA			3	100%	3
CLARA MAASS TRANSITIONAL CARE UNIT		3			3
ADVICE FOR OPTIMAL WELLNESS, INC			3	100%	3
KAILOS GENETICS INC		1	2	67%	3
MEDEXPRESS URGENT CARE GREENSBURG		2	1	33%	3
DEVANSH LAB WERKS		1	2	67%	3
ADVENT HEALTH MEDICAL GROUP FAMILY MEDICINE			3	100%	3
DOCTOR 4 U CLINIC		1	2	67%	3
NORTHWEST FLORIDA CLINICAL LAB		1	2	67%	3
OPTUM PRIMARY CARE - SILVER LAKES			3	100%	3
CARENOW-LEBANON		1	2	67%	3
CVS MA2401POCT MARSHFIELD		3			3

# COVID-19: testing by laboratory

Data through Mar 23, 2021 verified as of Mar 24, 2021 at 09:25 AM

Data in this report are provisional and subject to change.

The numbers in the table below represent the number of Florida and non-Florida residents for whom test results were received by the Department of Health. A person can be tested by more than one laboratory and can have both positive and negative results. **Therefore, the sum of the numbers in each column will be larger than the total number of people tested.**

Reporting lab	Inconclusive	Negative	Positive	Percent positive	Total
FLORIDA HOSPITAL PHYSICIANS GROUP		1	2	67%	3
MINUTECLINIC DIAGNOSTIC OF WISCONSIN, Kroger 768 - The Little Clinic Leestown Rd		3			3
MEDEXPRESS URGENT CARE - WHEELING		2	1	33%	3
MINUTECLINIC DIAGNOSTIC PA #3344		3			3
HEARTLAND - CHARLESTON OF HANAHAN SC, LEESBURG REGIONAL MEDICAL CENTER URGENT CARE		3			3
YATES COUNTY PUBLIC HEALTH			3	100%	3
24TH WEAPONS OF MASS DESTRUCTION - CIVIL SUPPORT		3			3
JOSEPH SCHENKER MD PC		3			3
MINUTECLINIC LLC #4449		3			3
TIEHH BIOTERRORISM RESPONSE LAB			3	100%	3
JUPITER INTERNAL MEDICINE AND ASSOCIATES			3	100%	3
KISSIMMEE URGENT CARE		3			3
NEBRASKA DEPARTMENT OF HEALTH AND HUMAN SERVICES			3	100%	3
CVS MA594POCT FALMOUTH		3			3
CCRX OF NORTH CAROLINA, LLC		2	1	33%	3
ALLIANCE FOR MULTISPECIALTY RESEARCH		3			3
MEDEXPRESS URGENT CARE- COLUMBIA HEIGH		3			3
LAURELLWOOD NURSING CENTER		1	2	67%	3
URGENT DOC - URGENT CARE CLINIC			3	100%	3
AKRON GENERAL MEDICAL CENTER MAIN		3			3
CARESPOT-WELLINGTON			3	100%	3
DOCTORS HOSPITAL RENAISSANCE			3	100%	3
MEDEXPRESS URGENT CARE - ANDERSON		3			3
PARRISH MEDICAL CENTER-WAIVED TESTING		3			3
Cleveland Clinic Weston			3	100%	3
ANN STORCK CENTER INC		3			3
BROOKDALE LAKE MARY			3	100%	3
MIDWAY SPECIALTY CARE RX LLC		1	2	67%	3
QUEST DIAGNOSTICS CLINICAL LABORATORIES INC		2	1	33%	3
ADVANCED HEART CARE OF SOUTH FLORIDA		3			3
REGIONAL MEDICAL CENTER BAYONET POINT			3	100%	3
CVS GA2279POCT SUWANEE		3			3
MEDEXPRESS URGENT CARE - JEANNETTE		3			3
BRENTWOOD SENIOR LIVING AT ST PETE			3	100%	3
MEDEXPRESS URGENT CARE - LITTLE ROCK		2	1	33%	3
BAPTIST PRIMARY CARE FERNANDINA BEACH			3	100%	3
HELIX URGENT CARE			3	100%	3
CORTLAND COUNTY HEALTH DEPARTMENT		3			3
CVS AZ5026POCT MESA		3			3
Hunterdon Medical Center Laboratory		3			3
CVS MO8555POCT KANSAS CITY		3			3
NC STATE LABORATORY OF PUBLIC HEALTH		3			3
CVS PA1657POCT YORK		2	1	33%	3
BOONES CREEK URGENT CARE		1	2	67%	3
Kroger 758 - The Little Clinic Providence		3			3



# COVID-19: testing by laboratory

Data through Mar 23, 2021 verified as of Mar 24, 2021 at 09:25 AM

Data in this report are provisional and subject to change.

The numbers in the table below represent the number of Florida and non-Florida residents for whom test results were received by the Department of Health. A person can be tested by more than one laboratory and can have both positive and negative results. **Therefore, the sum of the numbers in each column will be larger than the total number of people tested.**

Reporting lab	Inconclusive	Negative	Positive	Percent positive	Total
MEDEXPRESS URGENT CARE-ARLINGTON		2	1	33%	3
HOUSTON METHODIST HOSPITAL			3	100%	3
GONZALEZ MD AND ASWAD MD HEALTH SERVICES			3	100%	3
Concordia Village of Tampa			3	100%	3
HEALTHQUEST, INC		2	1	33%	3
NDX-CORE LAB			3	100%	3
PROPATH			3	100%	3
BRANDON REGIONAL EMERGENCY CTR			3	100%	3
BOSTON MEDICAL CENTER			3	100%	3
LEE MEMORIAL HOSPITAL BLOOD GAS LAB			3	100%	3
STEAMBOAT EMERGENCY CENTER			3	100%	3
PATHOLOGY REFERENCE LAB LLC			3	100%	3
CAPTIAL REGIONAL MEDICAL CENTER			3	100%	3
ALABAMA DEPT PUBLIC HEALTH			3	100%	3
DOUGLASVILLE NURSING AND REHABILITATIO		3			3
EVERGREEN WOODS HEALTH & REHAB CENTER		2	1	33%	3
ALOHA HOME CARE LLC DBA ACCENTCARE HOME HEALTH OF		3			3
Kroger 388 - The Little Clinic Braelinn Village		3			3
LOCH HAVEN PEDIATRICS			3	100%	3
ROANE MEDICAL CENTER		2	1	33%	3
DEPARTMENT OF HEALTH AND HUMAN SERVICES DIVISION OF BEHAVIORAL HEALTH		1	2	67%	3
EXETER HOSPITAL		3			3
SCIENTIFIC LABORATORY DIVISION			3	100%	3
FIRST PHYSICIANS GROUP - LORRAINE CORNERS		3			3
Walgreens #5984		3			3
VA PRIMARY CARE ANNEX			3	100%	3
THE OASIS BEACHSIDE		3			3
PREMIER FAMILY AND SPORTS MEDICINE		2	1	33%	3
FLORIDA GASTROENTEROLOGY ASSOCIATES PA		3			3
WINDSOR AT OCALA		2	1	33%	3
NORTHCREST MEDICAL CENTER		1	2	67%	3
EMED LABS, LLC	3				3
COVENANT PEDIATRICS		1	2	67%	3
HOPE HEALTH CARE, LLC		3			3
CVS M04850POCT SPRINGFIELD		3			3
FLORIDA HOSPITAL LABORATORIES		3			3
AFC URGENT CARE/FARRAGUT			3	100%	3
IMMERSION RESIDENTIAL LLC			3	100%	3
CVS TX8322POCT AUSTIN		3			3
Gracemore Nursing and Rehab		3			3
CVS IL4778POCT EVANSTON		3			3
Kennedy University Hospital -Wash Twp L		3			3
WEST COCOA PHARMACY			3	100%	3
LIVINGSTON COUNTY DEPT OF HEALTH REPRO			3	100%	3
SOFTCELL L-FORM LABORATORIES, LLC			3	100%	3
LAKESIDE HOSPITAL BELLE GLADE			3	100%	3
TERRACE OF ST CLOUD, THE		2	1	33%	3

# COVID-19: testing by laboratory

Data through Mar 23, 2021 verified as of Mar 24, 2021 at 09:25 AM

Data in this report are provisional and subject to change.

The numbers in the table below represent the number of Florida and non-Florida residents for whom test results were received by the Department of Health. A person can be tested by more than one laboratory and can have both positive and negative results. **Therefore, the sum of the numbers in each column will be larger than the total number of people tested.**

Reporting lab	Inconclusive	Negative	Positive	Percent positive	Total
AZALEALAND NURSING HOME		3			3
MEDEXPRESS URGENT CARE-CHIPPEWA		2	1	33%	3
HELIX MEDICAL CENTERS		1	2	67%	3
Kroger 093 - The Little Clinic Stapleton		2	1	33%	3
LRHS Florida Poly Tech		3			3
BAPTIST HEALTH SURGERY CENTER AT NORTHPOINT			3	100%	3
SOUTH COUNTY MENTAL HEALTH CENTER INC			3	100%	3
MEDEXPRESS URGENT CARE - NORTH LITTLE		2	1	33%	3
LB Broen Home		3			3
F W HUSTON MEDICAL CENTER SENIOR LIVIN		3			3
VIRGINIA DEPARTMENT OF HEALTH DIVISION OF			3	100%	3
SURETOX LABORATORY LLC		2	1	33%	3
AMI ST FRANCIS HOSPITAL LABORATORY		2	1	33%	3
CVS MINUTE CLINIC DIAGNOSTIC MED GRP		3			3
NORTH NAPLES HOSPITAL RESPIRATORY THERAPY DEPARTMENT			3	100%	3
GUTHRIE CORNING HOSPITAL LABORATORY		3			3
TAYLOR MANOR		1	2	67%	3
MIDDLETON PEDIATRICS			3	100%	3
WALGREENS #07502		3			3
MID FLORIDA CLINICAL LABORATORY		2	1	33%	3
CAREHERE LLC			3	100%	3
MEDEXPRESS URGENT CARE - BECKLEY		1	2	67%	3
LAHEY CLINIC MEDICAL CENTER			3	100%	3
BOLING, STEPHANIE		3			3
CORNERSTONE DRUG AND GIFT INC		3			3
Grandview Health Care Center		3			3
2412 LEBANON PIKE		2	1	33%	3
FLAGLER FAMILY MEDICINE PA			3	100%	3
SARASOTA PERSONAL MEDICINE		2	1	33%	3
RUSSELL SAGE COLLEGE WELLNESS CENTER		3			3
ADVENTHEALTH IMAGING LAKE NONA		1	2	67%	3
PROMPT CARE OF CENTRAL FLORIDA LLC			3	100%	3
HELIX LW UC		1	2	67%	3
ADRIANA M CASTRO MD PA		3			3
CVS IL8753POCT CHICAGO		3			3
ESCO DRUG CO INC		3			3
FIRST CARE - MIDDLESBORO			3	100%	3
HIALEAH SHORES NURSING AND		2	1	33%	3
TRINITY PEDIATRICS			3	100%	3
PARADISE VILLA ALF INCORPORATED		3			3
DELAWARE PUBLIC HEALTH LABORATORY		1	2	67%	3
CVS PHARMACY INC DBA CVS/PHARMACY #10908		3			3
NASSAU COUNTY HEALTH DEPARTMENT		3			3
MEDEXPRESS URGENT CARE - RICHMOND, W BROAD ST		3			3
EXPEDIAN URGENT CARE			3	100%	3
MONTEFIORE MEDICAL CENTER LABS MONTEFIORE		2	1	33%	3
COMMUNITY HEALTH CENTERS INC			3	100%	3

# COVID-19: testing by laboratory

Data through Mar 23, 2021 verified as of Mar 24, 2021 at 09:25 AM

Data in this report are provisional and subject to change.

The numbers in the table below represent the number of Florida and non-Florida residents for whom test results were received by the Department of Health. A person can be tested by more than one laboratory and can have both positive and negative results. **Therefore, the sum of the numbers in each column will be larger than the total number of people tested.**

Reporting lab	Inconclusive	Negative	Positive	Percent positive	Total
NHC HealthCare, Cookeville		3			3
HEPATOLOGY DIAGNOSTIC LAB			3	100%	3
COASTAL SKIN SURGERY AND DERMATOLOGY PL		3			3
CVS RI326POCT NORTH SMITHFIELD		3			3
IOWA DEPARTMENT OF PUBLIC HEALTH			3	100%	3
JS HEALTHCARE		2	1	33%	3
Bainbridge Health and Rehab		3			3
CTRS			3	100%	3
MINUTECLINIC LLC #5176			3	100%	3
PEDIATRICS AND ADOLESCENT MEDICINE		2	1	33%	3
MALABAR FAMILY PRACTICE		1	2	67%	3
LOYOLA UNIVERSITY MEDICAL CENTER LABORATORY			3	100%	3
MINUTE CLINIC LLC #1909		3			3
LEXINGTON MEDICAL CENTER		1	2	67%	3
MERCY HOSPITAL			3	100%	3
APEX CLINICAL LABORATORIES INC		3			3
MURFREESBORO MEDICAL CLINIC		3			3
Good Samaritan Society - Fairfield Glade		3			3
CROSSVILLE MEDICAL GROUP		1	2	67%	3
NORTHERN LIGHT LABORATORY		1	2	67%	3
BROOKDALE OAKBRIDGE		1	2	67%	3
TIFTON CARECONNECT URGENT CARE			3	100%	3
NEW YORK STATE DEPARTMENT OF HEALTH		1	2	67%	3
Magnolia Health and Rehab Center			3	100%	3
MEDICAL SERVICES OF AMERICA HOME HEALTH		3			3
CVS CA9606POCT TEMECULA		3			3
DOCTORS OFFICE OF NEW JERSEY		3			3
FHPG TAMPA PRIMARY CARE			3	100%	3
WAL-MART STORES EAST LP		2	1	33%	3
MEDFUSION		2	1	33%	3
BEEBE MEDICAL CENTER LABORATORY		3			3
Lebanon VAMC		2	1	33%	3
DEPARTMENT OF HEALTH AND ENVIRONMENTAL CONTROL			3	100%	3
CVS GA5637POCT VILLA RICA		3			3
MINUTECLINIC #788		3			3
CONCENTRA - PLANTATION		3			3
Maryfield Inc. dba Pennybyrn		3			3
INTERNAL MEDICINE & PEDIATRICS WELLNESS CENTER			3	100%	3
SPARROW CENTRAL LAB			3	100%	3
RICHMOND CITY DEPARTMENT OF PUBLIC HEALTH			3	100%	3
320 S TRANSIT ST		3			3
MINUTECLINIC DIAG OF IND, LLC #5369		2	1	33%	3
CLEARWATER		2	1	33%	3
FLORIDA MENTOR-POINT WEST CLUSTER		3			3
COMPLETE FAMILY CARE, LLC/UNIVERSITY OF SAINT MARY		3			3
MINUTECLINIC DIAGNOSTIC OF OHIO #5060		3			3
Kroger 627 - The Little Clinic Castleberry		2	1	33%	3

# COVID-19: testing by laboratory

Data through Mar 23, 2021 verified as of Mar 24, 2021 at 09:25 AM

Data in this report are provisional and subject to change.

The numbers in the table below represent the number of Florida and non-Florida residents for whom test results were received by the Department of Health. A person can be tested by more than one laboratory and can have both positive and negative results. **Therefore, the sum of the numbers in each column will be larger than the total number of people tested.**

Reporting lab	Inconclusive	Negative	Positive	Percent positive	Total
MEDEXPRESS URGENT CARE, LANCASTER WEST		2	1	33%	3
PROHEALTH PRIMARY CARE - GLEN OAKS		3			3
CVS NJ837POCT MARLTON		3			3
CLINICA HISPANIA			3	100%	3
MPG JACKSONVILLE ATLANTIC BLVD		1	2	67%	3
THE PATHOLOGY LABORATORY		1	2	67%	3
EXCEL URGENT CARE OF NJ, LLC		1	2	67%	3
CLINICAL CARE ASSOCIATES, INC			3	100%	3
MANORCARE NURSING & REHABILITATION CENTER-NAPLES		3			3
MINUTECLINIC DIAGNOSTIC OF NEW MEXICO LLC #7552		3			3
SMOKY MOUNTAIN URGENT CARE AND FAMILY MEDICINE CENTER			3	100%	3
MC DIAGNOSTIC OF CONNECTICUT, PC #114		3			3
CAMPAZZI CONCIERGE MEDICAL SERVICES		2	1	33%	3
CVS IL2798POCT CHICAGO		1	2	67%	3
GROVES CENTER			3	100%	3
BROOKDALE SENIOR LIVING			3	100%	3
TUFTS MEDICAL CENTER			3	100%	3
OHIO HEALTH DOCTORS HOSPITAL			3	100%	3
Lakeview Village		3			3
SANFORD MOBILE LAB			3	100%	3
FULGENT GENETICS HOUSTON		3			3
ACL LABORATORIES INDUSTRIAL TOXICOLOGY			3	100%	3
EAST TENNESSEE CHILDREN'S HOSPITAL		2	1	33%	3
NORTH DAKOTA DEPT OF HEALTH MICROBIOLOGY		1	2	67%	3
CVS IN8669POCT INDIANAPOLIS		3			3
ACCESS 365 URGENT CARE LLC		1	2	67%	3
WHOLE CHILD PEDIATRICS			3	100%	3
ASPEN VALLEY HOSPITAL			3	100%	3
LEGACY ER AND URGENT CARE			3	100%	3
CABELL HUNTINGTON HOSPITAL CLINICAL LAB			3	100%	3
MEDICAL CENTER OF CENTRAL GEORGIA			3	100%	3
COOPER UNIVERSITY HOSPITAL LABORATORY		2	1	33%	3
CVS PA2688POCT COLLEGEVILLE		3			3
MOBIL LAB FOR ALL INC		3			3
FRESENIUS KIDNEY CARE			3	100%	3
NEWSTAR MEDICAL LABORATORIES		3			3
MINUTECLINIC DIAGNOSTIC OF TEXAS, LLC #7435		2	1	33%	3
MINUTECLINIC, LLC #05891		2	1	33%	3
SKR MEDICAL ADVISORS		3			3
SOUTH LAKE FAMILY HEALTH CENTER			3	100%	3
PEDIATRICS BY THE SEA JOG RD OFFICE			3	100%	3
ORCHID COVE DAYTONA			3	100%	3
SKIPPACK MEDICAL LAB			3	100%	3
MARION COUNTY FIRE RESCUE		3			3
St. Josephs Hospital		1	2	67%	3
LITTLE SPURS PEDIATRIC URGENT CARE		1	2	67%	3
LINCOLN MEDICAL CENTER		3			3

# COVID-19: testing by laboratory

Data through Mar 23, 2021 verified as of Mar 24, 2021 at 09:25 AM

Data in this report are provisional and subject to change.

The numbers in the table below represent the number of Florida and non-Florida residents for whom test results were received by the Department of Health. A person can be tested by more than one laboratory and can have both positive and negative results. **Therefore, the sum of the numbers in each column will be larger than the total number of people tested.**

Reporting lab	Inconclusive	Negative	Positive	Percent positive	Total
UHEALTH JACKSON URGENT CARE - CUTLER BAY		1	2	67%	3
WYOMING DEPT OF HEALTH			3	100%	3
ADVENTHEALTH SEBRING- INFECTION CONTROL DEPARTMENT			3	100%	3
MUNSON MEDICAL CENTER			3	100%	3
GYN PATH SERVICES			3	100%	3
ONslow MEMORIAL HOSPITAL LABORATORY		3			3
VIRGINIA DIVISION OF CONSOLIDATED LABORATORIES			3	100%	3
LIFELINK OF FLORIDA		1	2	67%	3
BAYSIDE URGENT CARE CENTER INC			3	100%	3
MONTANA PUBLIC HEALTH LAB			3	100%	3
MANATEE URGENT CARE LLC			3	100%	3
GARCIA MORALES NELSON			3	100%	3
LPG PEDIATRICS AT LEHIGH ACRES		2	1	33%	3
OLEAN GENERAL HOSPITAL		3			3
TMH PHYSICIAN PARTNERS BLOUNTSTOWN			3	100%	3
ADVANCED PEDIATRICS			3	100%	3
CVS TX2876POCT PROSPER		3			3
Kroger 592 - The Little Clinic Alexander Plaza		2	1	33%	3
HILLVIEW LABORATORY			3	100%	3
SUPER HEALTH PHARMACY LLC		3			3
MEDEXPRESS URGENT CARE, HERMITAGE		1	2	67%	3
CARECENTER PHARMACY, LLC		3			3
NORTH BROWARD HOSPITAL DISTRICT HEALTHCARE FOR THE HOMELESS			3	100%	3
CVS OH2486POCT NILES		1	2	67%	3
NEW YORK PHYSICIANS LLP		3			3
MEDEXPRESS-HOUSTON EAST FWY		1	2	67%	3
CVS PA2687POCT EXTON		3			3
NATURE COAST PRIMARY CARE LAB LLC			3	100%	3
Village on the Green			3	100%	3
LUCID LABORATORY SERVICES		3			3
WELLMED AT APOLLO BEACH BLVD		1	2	67%	3
MEDEXPRESS URGENT CARE, BELLE VERNON		3			3
ELITE PRIMARY CARE OF WAYCROSS			3	100%	3
STARLING AT SAN JOSE			3	100%	3
MEDEXPRESS URGENT CARE-CLOQUET		3			3
URGENT CARE OF THE SMOKIES			3	100%	3
Kroger 635 - The Little Clinic Dacula		3			3
BARONESS ERLANGER HOSPITAL		3			3
NYU WINTHROP LABORATORY		3			3
SPRING LAKE REHABILITATION CENTER			3	100%	3
MINUTECLINIC, LLC (CLINIC 10928)		3			3
Kroger 522 - The Little Clinic Gahanna		2	1	33%	3
VICAR'S LANDING NURSING HOME		2	1	33%	3
GREATER MOBILE URGENT CARE - SPRINGHILL			3	100%	3
AVANTE INVERNESS		1	2	67%	3
CVS NC7548POCT FUQUAY VARINA		2	1	33%	3
Sears Coastal Nursing and Rehab		3			3



# COVID-19: testing by laboratory

Data through Mar 23, 2021 verified as of Mar 24, 2021 at 09:25 AM

Data in this report are provisional and subject to change.

The numbers in the table below represent the number of Florida and non-Florida residents for whom test results were received by the Department of Health. A person can be tested by more than one laboratory and can have both positive and negative results. **Therefore, the sum of the numbers in each column will be larger than the total number of people tested.**

Reporting lab	Inconclusive	Negative	Positive	Percent positive	Total
JACKSONVILLE PEDIATRICS			3	100%	3
LEE CONVENIENT CARE AT SUMMERLIN			3	100%	3
UNITY HEALTH AND REHABILITATION CENTER			3	100%	3
MENORAH MANOR			3	100%	3
CVS TX3292POCT WYLIE		3			3
BAPTIST PRIMARY CARE, INC.		2	1	33%	3
UNIVERSITY OF KANSAS MEDICAL CENTER			3	100%	3
TRUE HEALTH – LAKE UNDERHILL		3			3
HARBOUR'S EDGE		2	1	33%	3
INSPIRA MEDICAL CENTER VINELAND LAB		2	1	33%	3
SCRIPPS CLINIC MEDICAL			3	100%	3
ESTERO FIRE RESCUE		3			3
THOMAS LANGLEY			3	100%	3
AUSTIN PUBLIC HEALTH			3	100%	3
BAPTIST HOSPITAL NURSING/PATIENT CARE			3	100%	3
Kroger 387 - The Little Clinic Hubbards Lane		3			3
MINUTECLINIC, LLC #05814		3			3
CVS TN7144POCT BARTLETT		3			3
SSM HEALTH ST LOUIS MICROBIOLOGY LABORATORY		1	2	67%	3
MEDICAL CENTER OF THE ROCKIES			3	100%	3
CVS MINUTE CLINIC DIAGNOSTIC MED GRP OF CAL		3			3
BROOME COUNTY HEALTH DEPARTMENT		2	1	33%	3
COVID PROCESSING SITE			3	100%	3
GREENTREE MEDICAL CENTER			3	100%	3
CVS AZ1720POCT QUEEN CREEK		3			3
NORTHEAST FLORIDA INTERNAL MEDICINE PA		3			3
SEACOAST PATHOLOGY PROFESSIONAL ASSOC		3			3
SERENADES BY SONATA		1	2	67%	3
STRINGFELLOW MEMORIAL HOSPITAL		3			3
PANCARE HEALTH - FRANKLIN CO			3	100%	3
ORLANDO AIRPORT DIALYSIS		3			3
SISD EMPLOYEE HEALTH CLINIC			3	100%	3
BLACKWATER RIVER			3	100%	3
PINELLAS PARK HEALTH CENTER - PINELLAS CHD		1	2	67%	3
BNC Medical Investors, LLC Berrien Nursing & Rehabilitation Center		3			3
MEDEXPRESS URGENT CARE - TOPEKA, SW WANAMAKER RD		3			3
ADVENTHEALTH MEDICAL GROUP PEDIATRICS AT APOPKA		3			3
NHC HealthCare Anniston		3			3
QUALITY LABORATORY SERVICE		2	1	33%	3
ALLIED PHYSICIANS GROUP PLLC		3			3
Rosedale Green		3			3
CERTIVIA LABORATORIES			3	100%	3
GO PATH LABORATORIES			3	100%	3
TARRANT COUNTY PUBLIC HEALTH		3			3
CVS NC2749POCT CONCORD		3			3
MED FUSION			3	100%	3
Chestnut Park Rehabilitation and Nursing Center		3			3

# COVID-19: testing by laboratory

Data through Mar 23, 2021 verified as of Mar 24, 2021 at 09:25 AM

Data in this report are provisional and subject to change.

The numbers in the table below represent the number of Florida and non-Florida residents for whom test results were received by the Department of Health. A person can be tested by more than one laboratory and can have both positive and negative results. **Therefore, the sum of the numbers in each column will be larger than the total number of people tested.**

Reporting lab	Inconclusive	Negative	Positive	Percent positive	Total
PHYSICIANS CARE INC		1	2	67%	3
HARBORCHASE OF GAINESVILLE			3	100%	3
CVS IN6757POCT COLUMBUS		3			3
OHIO DEPARTMENT OF HEALTH LABORATORY		2	1	33%	3
MAYO		1	2	67%	3
Wynfield Park Health and Rehabilitation		3			3
CALLE OCHO DIALYSIS			3	100%	3
CELEBRATION PRIMARY CARE ASSOCIATES LLC		3			3
MINUTE-CLINIC DIAGNOSTIC OF VIRGINIA, LLC #3949		3			3
CORMEUM LAB SERVICES, LLC			3	100%	3
Greystone Health Care Center		3			3
ST LUCIE COUNTY HEALTH DEPARTMENT		2	1	33%	3
TAMPA INTERNATIONAL AIRPORT			3	100%	3
Kroger 448 - The Little Clinic Mason		3			3
PALATKA VA CBOC		3			3
CVS SC5471POCT LEXINGTON		2	1	33%	3
MARTHA A PRICE MD PA		1	2	67%	3
SUNDALE NURSING HOME		3			3
AMERICAN MEDICAL LABORATORIES			2	100%	2
CVS NJ2508POCT MANALAPAN		2			2
WALGREENS #04569		2			2
Kroger 667 - The Little Clinic Litchfield Park		2			2
MEASE COUNTRYSIDE HOSPITAL CARDIAC REH			2	100%	2
UC CORAL GABLES			2	100%	2
LILY PHARMACY		2			2
Van Wert Manor		2			2
LIFESPRING COMMUNITY HEALTH		2			2
CITRUS HEALTH NETWORK INC			2	100%	2
PEACE RIVER MEDICAL CENTER		2			2
FRASER MEMORIAL HOSPITAL		1	1	50%	2
CITRUS PARK			2	100%	2
BAPTIST HEALTHCARE - LAKEVIEW CENTER INC		2			2
VALLEY BAPTIST MEDICAL CENTER: BROWNSVILLE			2	100%	2
FIRST PREVENTION AND DIALYSIS CENTER LLC			2	100%	2
ADVANCED MEDICAL CARE			2	100%	2
YOUTH AND YOU, INC		2			2
CVS NV8784POCT LAS VEGAS		1	1	50%	2
CONCENTRA - PLANT CITY		2			2
FLORIDA MEDICAL CENTER			2	100%	2
MERCY HEALTH LAB		1	1	50%	2
MARYWOOD NURSING CARE CENTER		2			2
SWEDISH COVENANT HOSPITAL			2	100%	2
INSPIRE HEALTHCARE CENTER			2	100%	2
MERCY CONVENIENT CARE			2	100%	2
MEDEXPRESS URGENT CARE, HANOVER		2			2
SOUTHERN TENNESSEE MEDICAL CENTER			2	100%	2
MEMORIAL HOSPITAL OF SOUTH BEND			2	100%	2

# COVID-19: testing by laboratory

Data through Mar 23, 2021 verified as of Mar 24, 2021 at 09:25 AM

Data in this report are provisional and subject to change.

The numbers in the table below represent the number of Florida and non-Florida residents for whom test results were received by the Department of Health. A person can be tested by more than one laboratory and can have both positive and negative results. **Therefore, the sum of the numbers in each column will be larger than the total number of people tested.**

Reporting lab	Inconclusive	Negative	Positive	Percent positive	Total
CHAPPEL GROUP RESEARCH, THE		2			2
ASANTE THREE RIVERS MEDICAL CENTER LAB		2			2
Cottage of the Shoals		2			2
Huntington Health Care and Rehabilitation Center		2			2
LAWRENCE GENERAL HOSPITAL			2	100%	2
SIMPLY HEALTHCARE AND WELLNESS CLINIC, PC			2	100%	2
Walgreens #12427		1	1	50%	2
FL DEPT OF HEALTH MARION COUNTY MOBILE HEALTH UNIT			2	100%	2
HAPPY KIDZ PEDIATRICS PL		1	1	50%	2
LIFT HEALTH		2			2
NORTH DAKOTA VETERANS HOME		2			2
DR. G'S URGENT CARE			2	100%	2
CLEVELAND CLINIC IMAGING			2	100%	2
NEBRASKA MEDICAL CENTER			2	100%	2
MINUTECLINIC DIAGNOSTIC OF OHIO #6192		2			2
The Suites at Western Home Communities		2			2
FLORIDA MEDICAL CLINIC IM LUTz			2	100%	2
CITY OF NEW YORK DEPARTMENT OF HEALTH			2	100%	2
Kroger 619 - The Little Clinic Hendersonville Indian Lake		2			2
ELMHURST MEMORIAL HOSPITAL			2	100%	2
CVS TX7675POCT RED OAK			2	100%	2
FLORIDA CLINICAL LABORATORY INC			2	100%	2
MEDICAL ASSOCIATES OF BREVARD DR S VYAS			2	100%	2
RCA LABORATORY SERVICES LLC			2	100%	2
GOLISANO PEDIATRICS PORT CHARLOTTE HARBOR		2			2
OPTUM PRIMARY CARE		1	1	50%	2
PHYSICIANS PREMIER			2	100%	2
Jersey City Medical Center		2			2
ORLANDO LUTHERAN TOWERS		1	1	50%	2
MOBILE HEALTH LABS LLC			2	100%	2
FLORIDA SCHOOL FOR THE DEAF & BLIND			2	100%	2
DEBORAH HEART AND LUNG CENTER		2			2
JUPITER PEDIATRIC ASSOCIATES, PA		1	1	50%	2
MEDEXPRESS URGENT CARE - LINCOLN VILLA		2			2
INTEGRITY CLINICAL RESEARCH CENTER INC		1	1	50%	2
Eagle Health and Rehabilitation		2			2
Green Mountain Nursing and Rehabilitation		2			2
SENDER RETREAT ADULT DAY CARE CENTERS			2	100%	2
Good Samaritan Society Waukon		2			2
LAB CORP OF AMER SAN DIEGO			2	100%	2
ST JOHN'S RIVERSIDE HOSPITAL		2			2
MEMORIAL SLOAN KETTERING CANCER CENTER		1	1	50%	2
MATHER HOSPITAL			2	100%	2
METHODIST MANSFIELD MEDICAL CENTER			2	100%	2
Kroger 739 - The Little Clinic La Grange Road		2			2
PREMIER PEDIATRICS LLC			2	100%	2
Timber Ridge Health Care Center			2	100%	2

# COVID-19: testing by laboratory

Data through Mar 23, 2021 verified as of Mar 24, 2021 at 09:25 AM

Data in this report are provisional and subject to change.

The numbers in the table below represent the number of Florida and non-Florida residents for whom test results were received by the Department of Health. A person can be tested by more than one laboratory and can have both positive and negative results. **Therefore, the sum of the numbers in each column will be larger than the total number of people tested.**

Reporting lab	Inconclusive	Negative	Positive	Percent positive	Total
HCR MANOR CARE SERVICES OF FLORIDA III INC		2			2
DRR JMC URGENT CARE DONALD ROSS			2	100%	2
DALLAS MEDICAL CENTER			2	100%	2
BAYSHORE MEDICAL CENTER			2	100%	2
SUNSHINE PHARMACY		2			2
FLORIDA MEDICAL CLINIC CARDIOLOGY-ZH			2	100%	2
VOLUNTEERS OF AMERICA OF FLORIDA			2	100%	2
MEDEXPRESS URGENT CARE - SPRINGFIELD, COOLEY ST		2			2
CVS TX19POCT SPRING		2			2
ATHENA CARE RESOURCES LLC		2			2
SPRING HILL REGIONAL HOSPITAL			2	100%	2
INTERNAL MEDICINE ASSOCIATES-DUNELLON			2	100%	2
TMH EC NORTHEAST LABORATORY			2	100%	2
ADVANTA ANALYTICAL LABORATORIES			2	100%	2
PREMIER MEDICAL LABORATORY			2	100%	2
UMHC HOLLYWOOD LABORATORY			2	100%	2
PEACEHEALTH CENTRAL		2			2
University Plaza Rehabilitation and Nursing			2	100%	2
NOVA SOUTHEASTERN UNIVERSITY - STUDENT MEDICAL CTR			2	100%	2
MERCY HEALTH			2	100%	2
HEALTH FIRST MEDICAL GROUP			2	100%	2
MOBILE COUNTY HEALTH DEPARTMENT		1	1	50%	2
SIMMONS			2	100%	2
INA		1	1	50%	2
BROOKSVILLE DIALYSIS			2	100%	2
CVS MA1945POCT HANOVER		2			2
DUKE HEALTH REGIONAL HOSPITAL			2	100%	2
IN & OUT URGENT CARE METAIRIE			2	100%	2
PT&J REHAB LLC		1	1	50%	2
TWIN LAKES REHAB & HEALTHCARE		2			2
MINUTECLINIC DIAGNOSTIC MEDICAL		2			2
CVS MA137POCT QUINCY		2			2
CVS TX7156POCT RICHARDSON		2			2
Delaware Court Healthcare Center		2			2
MAURY REGIONAL MEDICAL CENTER		2			2
ADVENTHEALTH MEDICAL GROUP FAMILY AND INTERNAL		1	1	50%	2
Manorcare Health Services West Reading North		2			2
HEALTH PARTNERS REGIONAL HOSPITAL			2	100%	2
Macon Valley Nursing and Rehabilitation Center		2			2
BIONIC TECHNOLOGIES CORPORATION			2	100%	2
MEDEXPRESS URGENT CARE - OMAHA N 72 ST		2			2
ST JOSEPH'S HOSPITAL INC			2	100%	2
Kroger 519 - The Little Clinic Georgesville Square		2			2
ADVENTHEALTH CENTRA CARE POINCIANA			2	100%	2
COX HEALTH SOUTH LAB		1	1	50%	2
JEFFERSON WASHINGTON TOWNSHIP HOSPITAL		2			2
WARE EXPRESS CARE			2	100%	2

# COVID-19: testing by laboratory

Data through Mar 23, 2021 verified as of Mar 24, 2021 at 09:25 AM

Data in this report are provisional and subject to change.

The numbers in the table below represent the number of Florida and non-Florida residents for whom test results were received by the Department of Health. A person can be tested by more than one laboratory and can have both positive and negative results. **Therefore, the sum of the numbers in each column will be larger than the total number of people tested.**

Reporting lab	Inconclusive	Negative	Positive	Percent positive	Total
RURAL/METRO MIDSOUTH,		2			2
TGH Brandon Healthplex Laboratory			2	100%	2
BIOMAT USA			2	100%	2
STATCARE URGENT AND WALK-IN			2	100%	2
NYUMC CLINICAL LABORATORIES			2	100%	2
CVS MA920POCT CLINTON		2			2
FLORIDA DEPARTMENT OF HEALTH IN ESCAMBIA COUNTY		1	1	50%	2
ADVANCED FOOT AND ANKLE OF INDIAN RIVER		2			2
SUNCOAST BLOOD BANK			2	100%	2
Robert Cranfield			2	100%	2
CDK LIBERTY ENTERPRISES, LLC		2			2
FALLSBURG CHAI		2			2
CARE ATC SUN HYDRAULICS TALLAVAST			2	100%	2
WillowBrooke Court at Westminster Village		2			2
POPLAR HEALTHCARE			2	100%	2
BAYCARE OUTREACH LAB WH SOUTH			2	100%	2
MINUTECLINIC DIAG OF IND, LLC #4368		2			2
LAKE BALDWIN			2	100%	2
HOUSTON HEALTH DEPARTMENT - BUREAU OF LABORATORY SERVICES			2	100%	2
BAPTIST HOSPITAL OF MIAMI MCI BROWARD LABORATORY			2	100%	2
HUMILITY OF MARY HEALTH PARTNERS			2	100%	2
TEXAS HEALTH CARE			2	100%	2
MARTIN MEDICAL CENTER INC		1	1	50%	2
FKC AMELIA ISLAND DIALYSIS			2	100%	2
ALL PEDIATRIC CARE PA			2	100%	2
BERNHARDT LABORATORIES INC			2	100%	2
STANFORD HEALTH CARE ANATOMIC PATHOLOGY & CLINICAL LAB			2	100%	2
IN AND OUT URGENT CARE			2	100%	2
STUDENT HEALTH SERVICES			2	100%	2
MEDEXPRESS URGENT CARE - ROSS TOWNSHIP		2			2
CVS M08581POCT BLUE SPRINGS		1	1	50%	2
NATIONWIDE LABORATORY SERVICES		1	1	50%	2
ADVANCE FAMILY PRACTICE LLC			2	100%	2
PRECISION DIAGNOSTIC INC		2			2
MORRISTOWN MEMORIAL HOSPITAL		2			2
FLAGLER PROFESSIONAL HEALTH CAE SERVICES INC		2			2
FALCON HEALTH CENTER			2	100%	2
PRONTO URGENT CARE			2	100%	2
UHEALTH CORAL SPRINGS			2	100%	2
HANOVER ENDOSCOPY CENTER		2			2
MAGNOLIA ADULT, LLC			2	100%	2
NEW BRIDGE MEDICAL CENTER		2			2
SOUTHCARE PHARMACY INC			2	100%	2
EMORY CRAWFORD LONG HOSPITAL			2	100%	2
EXPRESS PHARMACY INC		1	1	50%	2
CVS NH2257POCT MANCHESTER		2			2
LAKE SUCCESS EXTENDED CARE		2			2



# COVID-19: testing by laboratory

Data through Mar 23, 2021 verified as of Mar 24, 2021 at 09:25 AM

Data in this report are provisional and subject to change.

The numbers in the table below represent the number of Florida and non-Florida residents for whom test results were received by the Department of Health. A person can be tested by more than one laboratory and can have both positive and negative results. **Therefore, the sum of the numbers in each column will be larger than the total number of people tested.**

Reporting lab	Inconclusive	Negative	Positive	Percent positive	Total
NAVAL BRANCH MEDICAL CLINIC			2	100%	2
EMERALD TRACE		2			2
SANTA ROSA COUNTY HEALTH DEPARTMENT			2	100%	2
WASHINGTON STATE DEPARTMENT OF HEALTH PUBLIC HEALTH LABORATORIES			2	100%	2
NORTH OKALOOSA PHYSICIAN GRP - WALK IN CLINIC			2	100%	2
KIDS CARE PEDIATRICS PA			2	100%	2
AMEDISYS HOME HEALTH OF GREENVILLE			2	100%	2
COOK HOSPITAL AND CARE CENTER		1	1	50%	2
ACCESS MEDICAL GROUP OF FLORIDA CITY			2	100%	2
CORTLAND PARK REHABILITATION AND NURSING CENTER		1	1	50%	2
EXCEPTIONAL EMERGENCY CENTER - AMARILLO			2	100%	2
ORLANDO HEALTH PHYSICIAN GROUP INC			2	100%	2
UHEALTH CARDIOLOGY			2	100%	2
CSS- TWELVE OAKS			2	100%	2
OAKMONT WEST- GREENVILLE SC		2			2
NEMOURS CHILDREN'S URGENT CARE LAKE NONA			2	100%	2
VA CBOC			2	100%	2
CVS OH4301POCT NORTHFIELD		2			2
CLEAR LAKE REGIONAL MEDICAL CENTER			2	100%	2
BAPTIST HOSPITAL INTERNAL MEDICINE GULF BREEZE			2	100%	2
TEQUESTA FAMILY MEDICAL CENTER LLC			2	100%	2
GERM BUSTERS 911 LLC			2	100%	2
WALKONCLINIC			2	100%	2
Kroger 550 - The Little Clinic Bellevue		2			2
JOJAN PHARMA INC		2			2
MEMORIAL HEALTH SYSTEM		1	1	50%	2
POMONA VALLEY COMMUNITY HOSPITAL			2	100%	2
WAKULLA URGENT CARE & DIAGNOSTIC			2	100%	2
BAYLOR COLLEGE OF MEDICINE			2	100%	2
Iowa Veterans Home		2			2
MIDDLE TENN MENTAL HEALTH INSTITUTE		2			2
COASTAL MEDICAL LAB			2	100%	2
VETERANS AFFAIRS MEDICAL CENTER - GREATER LOS ANGELES			2	100%	2
MEDEXPRESS URGENT CARE - LINCOLN N 26T		2			2
HEALTH & REHAB CTR AT DOLPHINS VIEW, THE			2	100%	2
CVS IN6559POCT AVON		2			2
ADVANCED MEDICAL OF FLORIDA			2	100%	2
MD NOW URGENT CARE MEDICAL CENTERS INC			2	100%	2
ACCESS MEDICAL GROUP OF TAMPA II, INC		2			2
Cedar Valley Nursing & Rehab Center		2			2
CHEROKEE COUNTY HEALTH AND REHAB CENTER		2			2
CLEARWATER PAIN MANAGEMENT ASSOCIATES			2	100%	2
Kroger 441 - The Little Clinic Middletown		2			2
DELAWARE DIAGNOSTICS LABS			2	100%	2
AMICUS MEDICAL CENTER LLC			2	100%	2
RAPID MD			2	100%	2
DASCENA LAB			2	100%	2

# COVID-19: testing by laboratory

Data through Mar 23, 2021 verified as of Mar 24, 2021 at 09:25 AM

Data in this report are provisional and subject to change.

The numbers in the table below represent the number of Florida and non-Florida residents for whom test results were received by the Department of Health. A person can be tested by more than one laboratory and can have both positive and negative results. **Therefore, the sum of the numbers in each column will be larger than the total number of people tested.**

Reporting lab	Inconclusive	Negative	Positive	Percent positive	Total
Church Creek SNF			2	100%	2
MAJESTIC GUARDIANS			2	100%	2
SHELL POINT HOME HEALTH			2	100%	2
CVS MA41POCT TAUNTON		2			2
ST LUKES HOSPITAL			2	100%	2
CVS MINUTE CLINIC #5836		2			2
SARASOTA MEMORIAL MEDICAL URGENT CARE CENTER			2	100%	2
THE RIM URGENT CARE			2	100%	2
CAREWELL JW - WORCESTER LNC			2	100%	2
HOME CARE PHARMACY OF PALM COAST INC		2			2
KIVA AT MOUNT DORA			2	100%	2
DELRAY BEACH HEALTH CENTER			2	100%	2
GIGI WOOD DAVIS DO-FAMILY MEDICINE		2			2
MAJESTIC OAKS			2	100%	2
RDX BIOSCIENCE INC			2	100%	2
PLASMA MED RESEARCH DBA		2			2
NORTHSIDE FAMILY MEDICINE AND URGENT CARE (HOLLY SPRINGS)		2			2
APC PEDIATRICS			2	100%	2
CROSSROADS			2	100%	2
CVS AZ33POCT TEMPE		2			2
MIDWAY PRIMARY CARE LLC		2			2
Kroger 130 - The Little Clinic Colorado Springs		2			2
HAMILTON CHD		2			2
SOUTH HILLSBOROUGH CBOC			2	100%	2
WOMENS CARE FLORIDA LLC-LABORATORY		2			2
VANAYER HEALTHCARE AND REHAB CENTER		2			2
Greystone Nursing and Rehab, LLC			2	100%	2
CVS AZ7263POCT PHOENIX		2			2
ACKERMAN CANCER CENTER		2			2
MEDEXPRESS URGENT CARE - BROOKHAVEN		2			2
Crowne Health Care of Greenville		2			2
CVS PA7132POCT THORNDALE		2			2
Kroger 777 - The Little Clinic Shelbyville		1	1	50%	2
ROCKEFELLER UNIVERSITY CLINICAL GENOMICS LABORATOR		2			2
Kroger 426 - The Little Clinic Suwanee		2			2
MID AMERICA CLINICAL LABS			2	100%	2
MONICE DR.			2	100%	2
UPS			2	100%	2
ManorCare Rehab Center of Marietta		2			2
Imboden Creek Living Center		2			2
CVS OH5457POCT POWELL		2			2
UNIVERSITY OF TEXAS AT EL PASO, THE			2	100%	2
WATERS PEDIATRIC CENTER			2	100%	2
Beecher Manor Nursing and Rehabilitation Center		2			2
MEDRITE MEDICAL CARE PC		2			2
PRIMARY HEALTH CARE ASSOCIATES INC			2	100%	2
MEDEXPRESS URGENT CARE - BENTON		2			2

# COVID-19: testing by laboratory

Data through Mar 23, 2021 verified as of Mar 24, 2021 at 09:25 AM

Data in this report are provisional and subject to change.

The numbers in the table below represent the number of Florida and non-Florida residents for whom test results were received by the Department of Health. A person can be tested by more than one laboratory and can have both positive and negative results. **Therefore, the sum of the numbers in each column will be larger than the total number of people tested.**

Reporting lab	Inconclusive	Negative	Positive	Percent positive	Total
KR AT COLLEGE HARBOR		2			2
CARTERSVILLE MEDICAL CENTER			2	100%	2
SIGNATURE CARE LEWISVILLE-EMERGENCY CENTER		1	1	50%	2
BIOHEALTH MEDICAL LAB INC			2	100%	2
Elba Nursing and Rehabilitation Center, LLC		2			2
PUBLIC HEALTH LABORATORY	1		1	50%	2
ADVENTHEALTH EAST ORLANDO EMPLOYEE CLINIC		2			2
CPL LABS			2	100%	2
A+ URGENT/PRIMARY CARE			2	100%	2
ARCPOINT LABS OF ALTAMONTE SPRINGS			2	100%	2
STARR CITY OF ROMA COMMUNITY CENTER			2	100%	2
PALM BEACH DIABETES & ENDOCRINE SPECIALISTS PA			2	100%	2
SUMMIT URGENT CARE PS			2	100%	2
MEDEXPRESS URGENT CARE-MT PLEASANT		1	1	50%	2
AMERICAN RESEARCH CENTERS OF FLORIDA			2	100%	2
MINUTECLINIC, DIAGNOSTIC OF TEXAS, LLC		2			2
CEDARS-SINAI MEDICAL CENTER			2	100%	2
RAJ K PAI MD PA			2	100%	2
Covington Care Nursing and Rehabilitation		2			2
PANCARE HEALTH - SNEADS ELEMENTARY			2	100%	2
Birchaven		2			2
Kroger 647 - The Little Clinic Newnan Crossings		1	1	50%	2
New Jersey Aim At Smg		2			2
WALGREENS #06583		2			2
MARCO ISLAND HOSPITAL INC D/B/A		1	1	50%	2
MEMORIAL HOSPITAL OF CARBONDALE			2	100%	2
NEW YORK PSYCHIATRIC INSTITUTE		2			2
CVS TX7603POCT SAGINAW		2			2
ADVENT HEALTH CENTRAL TEXAS		1	1	50%	2
DURAND SENIOR CARE & REHAB CENTER		2			2
WALGREENS #3811			2	100%	2
STARR COUNTY MEMORIAL HOSPITAL			2	100%	2
Kings County Hospital Center			2	100%	2
CVS CT288POCT BRISTOL		2			2
CARE 365			2	100%	2
WALGREENS #05477		2			2
CRUC CMCH-COVID-19		2			2
FEDERAL CORRECTIONAL INSTITUTION MARIANNA			2	100%	2
WISCONSIN STATE LABORATORY OF HYGIENE		1	1	50%	2
MEDEXPRESS URGENT CARE - CONWAY		2			2
CVS SC2250POCT COLUMBIA		2			2
Edward Hines, Jr. VA Hospital		2			2
TMH REHABILITATION CENTER		2			2
MINUTECLINIC DIAGNOSTIC PA #7110		2			2
ASCENSION ST VINCENT'S RIVERSIDE			2	100%	2
PHYSICIANS LABORATORY SERVICES			2	100%	2
GOLDSTEIN			2	100%	2

# COVID-19: testing by laboratory

Data through Mar 23, 2021 verified as of Mar 24, 2021 at 09:25 AM

Data in this report are provisional and subject to change.

The numbers in the table below represent the number of Florida and non-Florida residents for whom test results were received by the Department of Health. A person can be tested by more than one laboratory and can have both positive and negative results. **Therefore, the sum of the numbers in each column will be larger than the total number of people tested.**

Reporting lab	Inconclusive	Negative	Positive	Percent positive	Total
CVS IL7017POCT BLOOMINGTON		2			2
MIDLAND MEMORIAL HOSPITAL			2	100%	2
PEDIATRIC HEALTH CARE		1	1	50%	2
UF KANAPAHA LAB BEAKER		2			2
URGENT CARE AND SURGERY CENTER			2	100%	2
PHYSICIANS MEDICAL CENTER		2			2
Kroger 853 - The Little Clinic East Broad Street		2			2
EXPRESS CARE OF THE SHOALS		1	1	50%	2
CHILDREN'S MEDICAL CENTER-EAST ORLANDO			2	100%	2
TENNESSEE VALLEY HCS			2	100%	2
AZALEA HEALTH AND REHABILITATION		2			2
MAGNOLIA MANOR OF COLUMBUS		2			2
HEALTH GROUP CENTER INC			2	100%	2
JUST BELIEVE RECOVERY CENTER			2	100%	2
CVS IN6608POCT NEW PALESTINE			2	100%	2
NAVAL MEDICAL CENTER			2	100%	2
WELL HEALTH LABS			2	100%	2
KANSAS CITY VA MEDICAL CENTER			2	100%	2
ROYAL OAK MEDICAL CENTER LLC DBA CHARACTER FAMILY			2	100%	2
STUART SURGERY CENTER, LLC			2	100%	2
PRIMARY CARE SERVICES AT EDGEWATER		2			2
Manor Care-Kingston Court of York PA, LLC		2			2
WALGREENS #13605		2			2
MEDSTAR HARBOR HOSPITAL			2	100%	2
VELOCITY URGENT CARE			2	100%	2
JULIE STAATS DO		2			2
CVS AZ5892POCT LAVEEN		2			2
MEDEXPRESS URGENT CARE - CEDAR KNOLLS		2			2
BUFFALO CROSSINGS HEALTHCARE AND REHABILITATION CENTER			2	100%	2
ARLINGTON DIALYSIS CENTER LLC		2			2
EASTERN NIAGARA HOSPITAL		2			2
CARE NOW DENTON			2	100%	2
PALM CITY NURSING AND REHAB CENTER			2	100%	2
MINUTECLINIC DIAG OF IND, LLC #6250		2			2
PRECISION CLINICAL RESEARCH			2	100%	2
CVS MA969POCT PALMER		2			2
ALVERNO CLINICAL LABORATORIES			2	100%	2
MEDEXPRESS URGENT CARE - SOUTH CHARLESTON		2			2
SAFE PMC		2			2
HPH HOME CARE		1	1	50%	2
SHELBYVILLE HOSPITAL COMPANY		2			2
THOMASVILLE REGIONAL MEDICAL CENTER		2			2
HERNANDO CHILDREN'S			2	100%	2
BAYCARE OUTREACH LAB			2	100%	2
FLORIDA MEDICAL CENTER OF CLEARWATER		2			2
FLORIDA MEDICAL CLINIC, LLC			2	100%	2
UNIVERSITY OF MIAMI SCCC RESEARCH LABORATORY			2	100%	2

# COVID-19: testing by laboratory

Data through Mar 23, 2021 verified as of Mar 24, 2021 at 09:25 AM

Data in this report are provisional and subject to change.

The numbers in the table below represent the number of Florida and non-Florida residents for whom test results were received by the Department of Health. A person can be tested by more than one laboratory and can have both positive and negative results. **Therefore, the sum of the numbers in each column will be larger than the total number of people tested.**

Reporting lab	Inconclusive	Negative	Positive	Percent positive	Total
GULF COAST REGIONAL MEDICAL CARE		2			2
NORTON IMMEDIATE CARE CENTER - PRESTON			2	100%	2
GRACE HEALTHCARE OF LAKE WALES		1	1	50%	2
MED-LAKE LABORATORY, LLC			2	100%	2
Kroger 020 - The Little Clinic Wheat Ridge		2			2
MEDEXPRESS URGENT CARE - WOODBURY			2	100%	2
INTERNAL MEDICINE SPECIALISTS MEDICAL GROUP, PA		2			2
VILLAGES HEALTH SYSTEM, LLC, THE			2	100%	2
PTC LABORATORIES			2	100%	2
GRANDVIEW COLLEGE STUDENT HEALTH CENTE		2			2
Walgreens #19019		2			2
NORTHSIDE FAMILY MEDICINE AND URGENT CARE (EAST COBB)		2			2
SMITH NORTHVIEW HOSPITAL LAB			2	100%	2
MOORE CLINICAL RESEARCH INC			2	100%	2
UTMB PATHOLOGY CLINICAL SERVICES LABORATORY			2	100%	2
TRUE HEALTH INC			2	100%	2
ENCOMPASS HEALTH REHABILITATION HOSPITAL OF OCALA		2			2
CLEVELAND CLINIC FLORIDA LABORATORY			2	100%	2
INSTANT MEDICAL CARE CENTER		1	1	50%	2
CQUENTIA NGS, LLC			2	100%	2
NEW GEN LABS			2	100%	2
PALMS OF FT MYERS,THE			2	100%	2
CVS IN6572POCT INDIANAPOLIS		2			2
CATSKILL REGIONAL MEDICAL CENTER		2			2
John L. McClellan Memorial Veterans Hospital		2			2
NATIONAL JEWISH HEALTH			2	100%	2
LINIL VISITING NURSES, INC		2			2
POMERENE HOSPITAL			2	100%	2
WillowBrooke Court at Southampton Estates		2			2
CVS OH4327POCT PAINESVILLE		2			2
KEY WEST HMA PHYSICIAN MANAGEMENT, LLC			2	100%	2
SUNBRIDGE CARE & REHAB FOR DECATUR		2			2
AFC URGENT CARE GUNBARREL			2	100%	2
BFT LAB			2	100%	2
MEDEXPRESS URGENT CARE - MARTINSVILLE		2			2
BAYCARE LABORATORIES			2	100%	2
Kroger 409 - The Little Clinic Hebron Marketplace		1	1	50%	2
WyndRidge Health & Rehabilitation		2			2
CORE OCCUPATIONAL RESOURCES, LLC			2	100%	2
LAKEVIEW HEALTH CARE SYSTEM LLC			2	100%	2
ROUTE 16 PHARMACY LLC DBA HOLLAND PHAR		2			2
AdventHealth Care Center Orlando North			2	100%	2
Kroger 477 - The Little Clinic Fort Mitchell		2			2
ESCANDON DIAGNOSTIC CLINIC			2	100%	2
ATLANTIC DIAGNOSTICS			2	100%	2
DESERT HOSPITAL/CPHU CLINICAL LABORATORY			2	100%	2
VAULT HEALTH			2	100%	2



# COVID-19: testing by laboratory

Data through Mar 23, 2021 verified as of Mar 24, 2021 at 09:25 AM

Data in this report are provisional and subject to change.

The numbers in the table below represent the number of Florida and non-Florida residents for whom test results were received by the Department of Health. A person can be tested by more than one laboratory and can have both positive and negative results. **Therefore, the sum of the numbers in each column will be larger than the total number of people tested.**

Reporting lab	Inconclusive	Negative	Positive	Percent positive	Total
FLORIDA PRIMARY CARE CENTER PA		2			2
BIRMINGHAM INTERNAL MEDICINE ASSOCIATE		1	1	50%	2
REELFOOT FAMILY WALK IN CLINIC - TIPT		2			2
PM PEDIATRICS OF BAYSIDE, PLLC - RIVE		2			2
NEMOURS CHILDREN'S PRIMARY CARE OF VERO BEACH			2	100%	2
Cortland Acres Association		2			2
SAWGRASS PEDIATRIC PARTNERS LLC			2	100%	2
MAINE CENTER FOR DISEASE CONTROL AND PREVENTION			2	100%	2
MD NOW URGENT CARE CENTER INC.			2	100%	2
NORTH MANATEE HEALTH CARE CENTER			2	100%	2
FLORIDA MEDICAL CLINIC RADIOLOGY DALE MABRY		2			2
Kroger 328 - The Little Clinic Henderson Road		2			2
CONWAY MEDICAL CENTER			2	100%	2
SARASOTA IMMEDIATE CARE			2	100%	2
AHC PARIS		2			2
CONCENTRA - ORLANDO SOUTH II		2			2
WE CARE HOME HEALTH SOLUTIONS LLC			2	100%	2
441 URGENT CARE-MULBERRY			2	100%	2
COVANCE			2	100%	2
GASTROENTEROLOGY ASSOCIATES			2	100%	2
DOWN HOME MEDICAL			2	100%	2
MEDEXPRESS URGENT CARE - BRIDGEVILLE		2			2
THE FOUNTAIN AT BOCA CIEGA BAY		2			2
GALEN BAYLOR EXTENSION		2			2
Bedford Care Center of Hattiesburg		2			2
NATHAN LITTAUER HOSPITAL LAB		2			2
JRS LABORATORY			2	100%	2
Kroger 400 - The Little Clinic Hartley Bridge Rd		1	1	50%	2
COMPLETE HEALTH MEDICAL CENTER			2	100%	2
SACRED HEART HOSPITAL ON THE EMERALD			2	100%	2
APPLING NURSING & REHABILITATION PAVIL		2			2
CVS OH3329POCT LAKEWOOD		2			2
MAYO CLINIC BEACHES PRIMARY CARE CTR		2			2
MANSFIELD MEDICAL LODGE			2	100%	2
ONTARIO COUNTY PUBLIC HEALTH		2			2
LONG, SARAH		1	1	50%	2
HUMC		1	1	50%	2
CVS PHARMACY			2	100%	2
BELLIN HOSPITAL			2	100%	2
INTERMOUNTAIN MEDICAL CENTER			2	100%	2
MEDAILLE COLLEGE WELLNESS CENTER		2			2
MC DIAGNOSTIC OF CONNECTICUT, PC #252		1	1	50%	2
NORTHSIDE HOSPITAL D/B/A ARTHRITIS		2			2
MEDEXPRESS URGENT CARE - RUNNEMEDE		1	1	50%	2
MEDEXPRESS URGENT CARE-SALINA, S 9TH ST		2			2
MINUTECLINIC, LLC #07876		1	1	50%	2
MY PHARMACY			2	100%	2

# COVID-19: testing by laboratory

Data through Mar 23, 2021 verified as of Mar 24, 2021 at 09:25 AM

Data in this report are provisional and subject to change.

The numbers in the table below represent the number of Florida and non-Florida residents for whom test results were received by the Department of Health. A person can be tested by more than one laboratory and can have both positive and negative results. **Therefore, the sum of the numbers in each column will be larger than the total number of people tested.**

Reporting lab	Inconclusive	Negative	Positive	Percent positive	Total
STOP URGENT CARE			2	100%	2
THE HOSPITAL OF PROVIDENCE EMERGENCY ROOM			2	100%	2
FLORIDA DEPARTMENT OF HEALTH (FDOH)			2	100%	2
MEMORIAL HERMANN			2	100%	2
UNIVERSITY OF MARYLAND MEDICAL CENTER			2	100%	2
CALIFORNIA DIVISION OF COMMUNICABLE DISEASE CONTROL			2	100%	2
Kroger 101 - The Little Clinic Hill Top		2			2
Kroger 745 - The Little Clinic Somerset		2			2
The Palms Nursing and Rehabilitation		1	1	50%	2
NLC LABS			2	100%	2
STEWARD ST ELIZABETH MEDICAL CENTER			2	100%	2
GREEN POINT RX INC DBA ALTRU CHEMISTS		2			2
ACCESS LABORATORIES LLC			2	100%	2
TMH PHYSICIAN PARTNERS MONTICELLO		1	1	50%	2
AFC URGENT CARE CLEVELAND			2	100%	2
Tuscola County Medical Care Community		2			2
Virginia Gay Nursing and Rehab		2			2
ROCKWALL URGENT CARE			2	100%	2
PATIENT FIRST MEDICAL CENTER-CARYTOWN			2	100%	2
CVS AZ5477POCT SURPRISE		2			2
THE CLUB AT BOYNTON BEACH, LLC			2	100%	2
HOCHBERG LOWER SCHOOL		2			2
MEDEXPRESS URGENT CARE-SELINGSGROVE		2			2
MEMORIAL HOSPITAL WEST			2	100%	2
CREATIVE HEALTH CENTER			2	100%	2
BAPTIST HOSPITAL PRIMARY CARE GULF BREEZE			2	100%	2
CVS OH3980POCT KENT		2			2
Kroger 687 - The Little Clinic Sugar Hill		1	1	50%	2
DEER'S HEAD CENTER		2			2
DOCTORS MEDICAL CTR OF WALTON COUNTY			2	100%	2
SOUTHEASTERN INSTITUTE OF RESTORATIVE MEDICINE		1	1	50%	2
ATVIVO LLC		2			2
METROHEALTH SYSTEM			2	100%	2
Alden Terrace of McHenry			2	100%	2
PHOEBE BERKS HEALTH CARE CENTER		2			2
Kroger 127 - The Little Clinic Lakewood-Alameda		2			2
Tidelands Health Rehabilitation Hospital			2	100%	2
PROSPECT URGENT CARE			2	100%	2
NYU LANGONE HUNTINGTON MEDICAL GROUP		2			2
UK HEALTHCARE			2	100%	2
MAWD PATHOLOGY GROUP			2	100%	2
EXPRESS CARE WALK-IN CLINIC			2	100%	2
MINUTECLINIC LLC (2335)		1	1	50%	2
RIVERSIDE METHODIST HOSPITAL LAB			2	100%	2
VENETIAN GARDENS		2			2
PINARD HOME HEALTH SERVICES INC			2	100%	2
OUR LADY OF THE LAKE REGIONAL MEDICAL CENTER			2	100%	2

# COVID-19: testing by laboratory

Data through Mar 23, 2021 verified as of Mar 24, 2021 at 09:25 AM

Data in this report are provisional and subject to change.

The numbers in the table below represent the number of Florida and non-Florida residents for whom test results were received by the Department of Health. A person can be tested by more than one laboratory and can have both positive and negative results. **Therefore, the sum of the numbers in each column will be larger than the total number of people tested.**

Reporting lab	Inconclusive	Negative	Positive	Percent positive	Total
CHNJ		2			2
MEMORIAL HEALTH UNIVERSITY MEDICAL CENTER			2	100%	2
CVS PA4000POCT INDIANA		2			2
WARD MEMORIAL HOSPITAL		2			2
BOSTON PUBLIC HEALTH COMMISSION			2	100%	2
SPRINGS MEDICAL LAB		1	1	50%	2
CVS PA371POCT PHILADELPHIA		2			2
PINELLAS CHD - CLEARWATER		1	1	50%	2
EASTLAKE MEDICAL CENTER		2			2
UT AUSTIN UNIVERSITY HEALTH SERVICES			2	100%	2
Good Samaritan Society-Blackduck		1	1	50%	2
MIAMI DADE MEDICAL RESEARCH INSTITUTE			2	100%	2
LEXINGTON PLACE			2	100%	2
Essex Center for Rehabilitation and Healthcare		2			2
BMC/JACSONVILLE		1	1	50%	2
POINT OF CARE PRIVATE HEALTH MANAGEMENT			2	100%	2
Kroger 596 - The Little Clinic Brentwood		2			2
MEDEXPRESS URGENT CARE - EWING		2			2
KIDSVILLE PEDIATRICS IV PA		1	1	50%	2
MEDEXPRESS URGENT CARE - CHERRY HILL		2			2
MELBOURNE URGENT CARE			2	100%	2
CARTER BLOOD CARE			2	100%	2
UWMC MONTLAKE DEPT OF LAB MED			2	100%	2
ONE MEDICAL GROUP		1	1	50%	2
MINUTECLINIC #1773		2			2
NORTHSIDE FAMILY MEDICINE AND URGENT CARE (CUMMING)		2			2
PEDIATRICS IN NORTH FLORIDA PA			2	100%	2
ILLINOIS DEPT OF PUBLIC HEALTH LABS			2	100%	2
ASCENSION ST MICHAEL'S HOSPITAL LAB		1	1	50%	2
The Grand Rehabilitation & Nursing Utica		2			2
ASSOCIATES IN UROGYNECOLOGY MD LLC		2			2
MEMORIAL HERMANN CONSOLIDATED LABORATORY SERVICES			2	100%	2
NORTHEAST FLORIDA HEALTH SERVICES, INC DBA FAMILY HEALTH SOURCE			2	100%	2
Hartwell Health and Rehabilitation		2			2
JACKSON LABORATORY OF GENOMIC MEDICINE		2			2
PRIMACARE MEDICAL LAKEWOOD			2	100%	2
ST. MARY'S MEDICAL CENTER EVANSVILLE, INC			2	100%	2
EXCEL URGENT CARE OF PARAMUS LLC		2			2
CLINICAL REFERENCE LABORATORY, INC		2			2
LOWELL GENERAL HOSPITAL			2	100%	2
PALMETTO FAMILY HEALTH CENTER			2	100%	2
MAIN STREET MEDICAL CENTERS		2			2
First Care Living Center/Essentia Health			2	100%	2
WISE HEALTH SYSTEM		1	1	50%	2
JMC TALLAHASSEE, LLC			2	100%	2
MEDEXPRESS URGENT CARE - WEXFORD		2			2
ST. ELIZABETH HEALTHCARE			2	100%	2

# COVID-19: testing by laboratory

Data through Mar 23, 2021 verified as of Mar 24, 2021 at 09:25 AM

Data in this report are provisional and subject to change.

The numbers in the table below represent the number of Florida and non-Florida residents for whom test results were received by the Department of Health. A person can be tested by more than one laboratory and can have both positive and negative results. **Therefore, the sum of the numbers in each column will be larger than the total number of people tested.**

Reporting lab	Inconclusive	Negative	Positive	Percent positive	Total
MEDEXPRESS URGENT CARE - SPRINGDALE, S 40TH STREET		2			2
DALLAS VA MEDICAL CENTER - VA NORTH TEXAS HEALTH CARE SYSTEM			2	100%	2
DEKALB MEDICAL CENTER LABORATORY			2	100%	2
GINKGO-IXLAYER		2			2
Walgreens #10207		2			2
PALM BAY COMMUNITY OUTPATIENT CLINIC		2			2
MASSENA HOSPITAL LABORATORY		2			2
RRMC CREEKSIDE LAB		2			2
HOLY TRINITY PHARMACY LLC		2			2
ST. JOSEPH REGIONAL MEDICAL CENTER			2	100%	2
BROOKDALE PALM BEACH GARDENS			2	100%	2
Kroger 549 - The Little Clinic Clinton Highway		2			2
SUNNYSIDE MANOR		2			2
OAKBRIDGE TERRACE AT SAE			2	100%	2
JORDAN VALLEY MEDICAL CENTER			2	100%	2
BLUEWATER TOXICOLOGY			2	100%	2
PENSACOLA MEDICAL CLINIC LLC			2	100%	2
U OF MIAMI MILLER SCHOOL OF MEDICINE			2	100%	2
INN AT LAPOSADA,THE			2	100%	2
ASPIRUS RIVERVIEW HOSPITAL & CLINICS INC		1	1	50%	2
AUSTIN REGIONAL CLINIC MICROBIOLOGY LAB			2	100%	2
CVS MI8091POCT FRASER		2			2
MEMORIAL HERMANN HOSPITAL			2	100%	2
STATE OF FLORIDA			2	100%	2
ADVENTIST HINSDALE HOSPITAL LABORATORY			2	100%	2
JACKSONVILLE VA OPC			2	100%	2
CONEMAUGH MEMORIAL MEDICAL CENTER		2			2
JOHN D. ARCHBOLD MEM. HOSPITAL			2	100%	2
CROSSROADS URGENT CARE DBA URGENT TEA		2			2
THE WINDSOR ORTEGA		2			2
ADVENTHEALTH IMAGING PARTIN SETTLEMENT			2	100%	2
BLACKBAG DIGITAL HEALTH LLC		2			2
OSF ST JOSEPH MEDICAL CENTER			2	100%	2
WALGREENS #04176		1	1	50%	2
SOMA MEDICAL CENTER PA #3 GREENACRES			2	100%	2
ENCOMPASS HEALTH REHABILITATION		1	1	50%	2
BOND COMMUNITY HEALTH CENTER			2	100%	2
CVS OH4300POCT STRONGSVILLE		2			2
BAYLOR SCOTT & WHITE COMPREHENSIVE WOUND			2	100%	2
FLORIDA DEPARTMENT OF HEALTH PINELLAS COUNTY-			2	100%	2
PREMIER MOBILE HEALTH SERVICES, LLC			2	100%	2
Workmens Circle Multicare Center		2			2
SANIBEL MEDICAL CLINIC			2	100%	2
Piney Grove Nursing and Rehabilitation Center		2			2
GRASSY SPRAIN PHARMACY INC		2			2
INSPIRIT SENIOR LIVING			2	100%	2
TEXAS REGIONAL ASTHMA & ALLERGY CENTER			2	100%	2

# COVID-19: testing by laboratory

Data through Mar 23, 2021 verified as of Mar 24, 2021 at 09:25 AM

Data in this report are provisional and subject to change.

The numbers in the table below represent the number of Florida and non-Florida residents for whom test results were received by the Department of Health. A person can be tested by more than one laboratory and can have both positive and negative results. **Therefore, the sum of the numbers in each column will be larger than the total number of people tested.**

Reporting lab	Inconclusive	Negative	Positive	Percent positive	Total
SPECTRUM HEALTH			2	100%	2
BROOKDALE ALTAMONTE SPRINGS			2	100%	2
GEISINGER MEDICAL CENTER		2			2
RAINY LAKE MEDICAL CENTER			2	100%	2
NEMOURS CHILDRENS PRIMARY CARE			2	100%	2
MEDLOGIC, LLC		2			2
PruittHealth Lakehaven		2			2
SOUTHSIDE FAMILY MEDICAL		2			2
CVS AZ9290POCT PHOENIX		2			2
RICHICHI FAMILY HEALTH			2	100%	2
SOUTH DAKOTA DEPARTMENT OF HEALTH		2			2
LEGACY LABORATORY SERVICES			2	100%	2
Kroger 686 - The Little Clinic Farragut		2			2
LABCORP OF AMERICA HOLDINGS		1	1	50%	2
MANATEE MEMORIAL HOSPITAL CLINICAL LABORATORY			2	100%	2
RAPID RESULT CORP LLC		1	1	50%	2
SHANDS JACKSONVILLE CLINICAL CENTER		1	1	50%	2
SCDHEC BUREAU OF LABORATORIES			2	100%	2
LEHIGH MEDICAL AND RESEARCH CENTER, INC			2	100%	2
MID-FLORIDA HEMATOLOGY AND ONCOLOGY CENTERS		2			2
AFC PHYSICIANS OF FLORIDA, PA			2	100%	2
ATLAS GENOMICS			2	100%	2
ENVOY OF FORK UNION, LLC DBA ENVOY AT THE VILLAGE		2			2
FAMILY CARE SPECIALISTS OF ORLANDO			2	100%	2
VITAL CARE CLINIC, LLC			2	100%	2
DIVERSE MEDICAL CARE LLC			2	100%	2
AFC/DOCTORS EXPRESS NORTH BERGEN		2			2
MAYO CLINIC COUMADIN CLINIC LABORATORY		1	1	50%	2
CHESTERFIELD HEALTHCARE GROUP, INC		2			2
CVS SC7567POCT BOILING SPRINGS		1	1	50%	2
TENNESSEE DEPARTMENT OF HEALTH (TDH) - REGIONAL LABORATORY			2	100%	2
LIFETIME FAMILY URGENT CARE			2	100%	2
AHC Forest cove		2			2
CROSSTOWN PHARMACY		2			2
MEDEXPRESS URGEN CARE - EAST BRUNSWICK		2			2
STAGES OF LIFE MEDICAL INSTITUTE			2	100%	2
Providence of Sparta Health and Rehabilitation		2			2
RIVERVIEW MEDICAL CLINIC		2			2
SOUTHEAST GEORGIA HEALTH SYSTEM			2	100%	2
EDGEWATER RETIREMENT MANOR			2	100%	2
LEGACY ER & URGENT CARE - FRISCO WEST			2	100%	2
ANDERSON COUNTY HOSPITAL			2	100%	2
Life Care Center of Elyria		2			2
VALLEY MEDICAL LABORATORY			2	100%	2
HOME ACCESS HEALTH			2	100%	2
SWEETWATER NURSING CENTER		2			2
FIRST CHOICE MEDICAL PC			2	100%	2



# COVID-19: testing by laboratory

Data through Mar 23, 2021 verified as of Mar 24, 2021 at 09:25 AM

Data in this report are provisional and subject to change.

The numbers in the table below represent the number of Florida and non-Florida residents for whom test results were received by the Department of Health. A person can be tested by more than one laboratory and can have both positive and negative results. **Therefore, the sum of the numbers in each column will be larger than the total number of people tested.**

Reporting lab	Inconclusive	Negative	Positive	Percent positive	Total
UT PATH			2	100%	2
MARCO ISLAND MEDICAL CENTER			2	100%	2
CVS SC2497POCT LEXINGTON		2			2
UVA HEALTH SYSTEM MEDICAL LABORATORIES			2	100%	2
Chatham Nursing and Rehab Center		2			2
BEAUFORT MEMORIAL			2	100%	2
NORTH MCALLEN PEDIATRIC CENTER			2	100%	2
NEW YORK CITY CENTRAL COVID			2	100%	2
UNITED MEMORIAL MEDICAL CENTER			2	100%	2
SPRINGHILL SENIOR RESIDENCE		2			2
SIGNAL DIAGNOSTICS DBA FLOWHEALTH LABS			2	100%	2
Holiday Retirement Home			2	100%	2
PARKLAND HEALTH & HOSPITAL			2	100%	2
WURLAND NURSING AND REHABILITATION, L		2			2
CARENOW LENEXA			2	100%	2
DNA DIAGNOSTICS CENTER		2			2
107TH PLACE GROUP HOME		2			2
CVS MA1022POCT CAMBRIDGE		2			2
USCG ABBOTT BINAXNOW		1	1	50%	2
NORTHWELL HEALTH			2	100%	2
CORNERSTONE MEDICAL CARE OF BRANDON		2			2
Jackson Health Care Facility			2	100%	2
VIRGINIA DEPT OF HEALTH OFFICE OF EPIDEMIOLOGY			2	100%	2
TWELVE OAKS RECOVERY CENTER			2	100%	2
SOUTHERN BREEZE HEALTHCARE		1	1	50%	2
HAILE MEDICAL GROUP PA		2			2
AUGUSTA HEALTH SKILLED CARE			2	100%	2
APPLECARE VALDOSTA			2	100%	2
BAYMEADOWS PRIMARY CARE		2			2
ROBERTS WESLEYAN COLLEGE HEALTH CENTE		2			2
PREVENTIVE HEALTH PARTNERS I L S C		2			2
ASHLEY PEDIATRICS			2	100%	2
CVS AZ7841POCT TUCSON		2			2
HEALTH AND WELLNESS URGENT CARE LLC			2	100%	2
MINUTECLINIC DIAG OF IND, LLC #6908		2			2
RABI SINHA, MD		2			2
UW HOSPITAL AND CLINICS		1	1	50%	2
MINUTECLINIC DIAGNOSTIC OF KANSAS, PC		2			2
HARRINGTON PARK HEALTH AND REHAB		2			2
WILSON MEMORIAL HOSPITAL			2	100%	2
Avanti Wellness and Rehab			2	100%	2
NIAGARA APOTHECARY INC		2			2
OSF SAINT FRANCIS MEDICAL CENTER			2	100%	2
SHERIDAN AT HOBE SOUND, THE			2	100%	2
Parkridge Specialty Care		2			2
DOCTORS CARE OF PALM COAST			2	100%	2
SKIN WELLNESS PHYSICIANS LLC		2			2

# COVID-19: testing by laboratory

Data through Mar 23, 2021 verified as of Mar 24, 2021 at 09:25 AM

Data in this report are provisional and subject to change.

The numbers in the table below represent the number of Florida and non-Florida residents for whom test results were received by the Department of Health. A person can be tested by more than one laboratory and can have both positive and negative results. **Therefore, the sum of the numbers in each column will be larger than the total number of people tested.**

Reporting lab	Inconclusive	Negative	Positive	Percent positive	Total
OMEGA RESEARCH CONSULTANTS			2	100%	2
MINUTECLINIC MINUTECLINIC #4978		1	1	50%	2
ACN PHYSICIANS GROUP CORP			2	100%	2
RENFREW CENTERS INC		2			2
ADVOCATE SHERMAN HOSPITAL			2	100%	2
Kroger 672 - The Little Clinic Bill Kennedy & Glenwood		2			2
PALM MEDICAL CENTER - PLANT CITY		2			2
MEDERI CARETENDERS		1	1	50%	2
SELECT MEDICAL CLINIC			2	100%	2
CVS OH4499POCT LYNDHURST		2			2
MINUTECLINIC DIAGNOSTIC OF NEVADA-9586		1	1	50%	2
CARESPOT URGENT CARE		1	1	50%	2
Kroger 412 - The Little Clinic Oxford		2			2
VISTACARE PHARMACY I		2			2
LABTOX LABORATORIES			2	100%	2
BRENTWOOD AT FORE RANCH			2	100%	2
New York Harbor Harbor HCS - Brooklyn Campus		2			2
MARLBORO URGENT CARE		2			2
Jacob's Creek Nursing and Rehabilitation Center		2			2
MASSACHUSETTS DEPARTMENT OF HEALTH			2	100%	2
CENTRAL ARKANSAS VETERANS HEALTHCARE SYSTEM - VETERANS AFFAIRS			2	100%	2
MEDICAL CENTER LABORATORY			2	100%	2
CVS OH6185POCT PICKERINGTON		2			2
UNIVERSITY HOSPITAL OF BROOKLYN		2			2
APALACHEE CENTER INC		2			2
JOHNSON CITY MEDICAL CENTER		1	1	50%	2
MINUTECLINIC DIAGNOSTIC OF PA LLC		2			2
DAYTON CHILDRENS HOSPITAL LAB			2	100%	2
MEDEXPRESS - WILMINGTON KIRKWOOD HIGHWAY		2			2
MEASE MANOR MEMORY CARE		2			2
CVS IL1170POCT JOLIET		2			2
COUNTRY COTTAGE		2			2
CITRUS DERMATOLOGY			2	100%	2
WEST COAST PEDIATRICS			2	100%	2
Lake Charles Healthcare LLC dba Landmark Lake Charles			2	100%	2
US LABS		2			2
COOPER CLINIC			2	100%	2
CATHOLIC HEALTH LABORATORY SERVICES		2			2
OAKMONT OF UNION SC, LLC		2			2
SCIENTIFIC LABORATORY COMPANY		2			2
HEALTH EXPRESS URGENT CARE			2	100%	2
DELRAY BEACH HEALTH DEPT LAB			2	100%	2
NEMOURS CHILDREN'S PRIMARY CARE THE VILLAGES		2			2
BENEVA LAKES ASSISTED LIVING CENTER			2	100%	2
Medilodge of Monroe		2			2
FLORIDA DEPARTMENT OF HEALTH IN LEE COUNTY		1	1	50%	2
CVS MO5724POCT KANSAS CITY		2			2

# COVID-19: testing by laboratory

Data through Mar 23, 2021 verified as of Mar 24, 2021 at 09:25 AM

Data in this report are provisional and subject to change.

The numbers in the table below represent the number of Florida and non-Florida residents for whom test results were received by the Department of Health. A person can be tested by more than one laboratory and can have both positive and negative results. **Therefore, the sum of the numbers in each column will be larger than the total number of people tested.**

Reporting lab	Inconclusive	Negative	Positive	Percent positive	Total
CHRISTUS SPOHN HOSPITAL			2	100%	2
TALLAHASSEE MEMORIAL HEALTHCARE FAMILY MED RESIDENCY			2	100%	2
RIVER CITY MEDICAL ASSOCIATES, INC			2	100%	2
MILFORD REGIONAL HOSPITAL			2	100%	2
Granville Center	1	1			2
Colonial Manor Nursing and Rehabilitation Center		2			2
FLORIDA COMMUNITY HEALTH CENTERS, INC.			2	100%	2
CVS NC7051POCT WAKE FOREST		2			2
RAPID MEDLAB (004MO)		2			2
Alden Des Plaines			2	100%	2
HEARTLAND HOME HEALTH CARE		2			2
SYNEOS HEALTH			2	100%	2
CENTRAL FLORIDA FAMILY HEALTH CENTER		2			2
PALOS COMMUNITY HOSPITAL LABORATORY			2	100%	2
ORMOND BEACH URGENT CARE			2	100%	2
Lynwood		2			2
Lenawee Medical Care Facility		2			2
VA Greater LA HCS-Santa Maria OPC			2	100%	2
Waycross Health and Rehabilitation		2			2
THE CENTER FOR DISCOVERY		2			2
OAKMONT EAST- GREENVILLE SC, LLC		2			2
WALGREENS #04311		2			2
RHODE ISLAND DEPARTMENT OF HEALTH LABORATORIES			2	100%	2
TRINITAS REGIONAL MEDICAL CENTER		1	1	50%	2
KEATING SPORTS CENTER		2			2
WEAKLEY COUNTY REHAB AND NURSING CENTER		2			2
MCLAREN REGIONAL MEDICAL CENTER			2	100%	2
PPD CLINICAL RESEARCH UNIT			2	100%	2
ADVENTHEALTH MEDICAL GROUP INTERNAL MEDICINE		2			2
Sevierville Health and Rehabilitation		2			2
RIGHT AT HOME			2	100%	2
Walgreens #9278		2			2
Great Lakes Health Center			2	100%	2
GENETIC ASSAYS INC			2	100%	2
AYASS BIOSCIENCE LLC			2	100%	2
EASTSIDE SPORTS COMPLEX			2	100%	2
MANASOTA PEDIATRICS			2	100%	2
CHARLOTTE COUNTY HEALTH DEPARTMENT			2	100%	2
DOCTOR'S IN-HOUSE LAB/COMMUNITY HEALTH CENTERS OF PINELLAS - JOHNNIE R			2	100%	2
Beth Sholom Home of Eastern Virginia		1	1	50%	2
Warren Center for Rehabilitation and Nursing		2			2
HELEN HAYES HOSPITAL LABORATORY		2			2
Iron County Medical Care Facility		2			2
PARKRIDGE MEDICAL CENTER			2	100%	2
CIGNA GATEWAY			2	100%	2
MEDEXPRESS URGENT CARE - MYLAN			2	100%	2
BLOSSOMS ASSISTED LIVING 1 LLC			2	100%	2

# COVID-19: testing by laboratory

Data through Mar 23, 2021 verified as of Mar 24, 2021 at 09:25 AM

Data in this report are provisional and subject to change.

The numbers in the table below represent the number of Florida and non-Florida residents for whom test results were received by the Department of Health. A person can be tested by more than one laboratory and can have both positive and negative results. **Therefore, the sum of the numbers in each column will be larger than the total number of people tested.**

Reporting lab	Inconclusive	Negative	Positive	Percent positive	Total
SACRED HEART HEALTH SYSTEMS INC			2	100%	2
IM&P WELLNES CENTER			2	100%	2
MAYO CLINIC GROUP PRACTICE LABORATORY			2	100%	2
SUMMERFIELD RETIREMENT LIVING, INC			2	100%	2
SYLVAN NURSING			2	100%	2
INTEGRATED REGIONAL LABS			2	100%	2
SANFORD REGIONAL HOSPITAL WORTHINGTON		2			2
MEDEXPRESS URGENT CARE - WICHITA, N MAIZE RD		1	1	50%	2
BERGEN COUNTY SURGICAL AND ENDOSCOPY CENTER		2			2
SENECA HEALTH CARE CENTER		2			2
SPECTRA EAST INC		1	1	50%	2
Buena Vista Care Center		2			2
Durham VAMC		2			2
Stillwater Healthcare		2			2
Camellia Gardens		2			2
HAWAII DEPARTMENT OF HEALTH			2	100%	2
OCALA REGIONAL KIDNEY CENTER-WEST			2	100%	2
MOUNT SINAI MEDICAL CENTER OF FLORIDA, INC			2	100%	2
Walgreens #9890		2			2
LACORP		1	1	50%	2
INTEAM HEALTH, INC.			2	100%	2
GOUVERNEUR HOSPITAL LABORATORY		2			2
Kroger 096 - The Little Clinic Orchard and Holly		2			2
CHI MEMORIAL PRIMARY CARE ASSOCIATES-A		2			2
The Friendly Home		2			2
VALUE DRUGS BRONXVILLE INC		2			2
PALM COAST DIALYSIS		2			2
CVS IL8750POCT CHICAGO		1	1	50%	2
EXCUSED ABSENCE PLLC		2			2
JASPER MEMORIAL HOSPITAL		1	1	50%	2
MINUTECLINIC DIAGNOSTIC, PA		2			2
BRANDYWYNE HEALTH CARE CENTER			2	100%	2
St. Luke's Care Center		2			2
BD MEDICAL SYSTEMS			2	100%	2
DUBOIS CONTINUUM OF CARE COMMUNITY INC		2			2
VALUE DRUGS GREENLAWN INC		2			2
PALM WEST INTERNIST PA			2	100%	2
VISITING PHYSICIANS OF THE TREASURE COAST LLC			2	100%	2
MADISON HOSPITAL LABORATORY			2	100%	2
ASANTE ROGUE REGIONAL MEDICAL CENTER L		2			2
CVS MA1877POCT NORTON		2			2
BAY CORRECTIONAL AND REHABILITATION FACILITY			2	100%	2
VA OUTPATIENT PHARMACY			2	100%	2
PM PEDIATRICS OF SELDEN, PLLC		2			2
FASTCARE LLC			2	100%	2
WHITESANDS OUTPATIENT TREATMENT		2			2
CVS NC3514POCT STANLEY		2			2

# COVID-19: testing by laboratory

Data through Mar 23, 2021 verified as of Mar 24, 2021 at 09:25 AM

Data in this report are provisional and subject to change.

The numbers in the table below represent the number of Florida and non-Florida residents for whom test results were received by the Department of Health. A person can be tested by more than one laboratory and can have both positive and negative results. **Therefore, the sum of the numbers in each column will be larger than the total number of people tested.**

Reporting lab	Inconclusive	Negative	Positive	Percent positive	Total
MEDEXPRESS URGENT CARE - LAWRENCE		2			2
CARELINE PHARMACY AND HEALTHCARE SERVICES		1	1	50%	2
EVERYBODY'S FAMILY CLINIC		2			2
FHCP ASC - ORANGE CITY			2	100%	2
BROOKS -TLC HOSPITAL SYSTEM			2	100%	2
PALM BEACH DIGESTIVE ASSOCIATES			2	100%	2
UNIVERSITY OF MISSOURI HEALTH CARE			2	100%	2
TRINITY DIALYSIS			2	100%	2
FLORIDA MENTOR FAULKNER GROUP HOME			2	100%	2
RAPID URGENT CARE - ALBANY			2	100%	2
KAISER SUNNYSIDE MEDICAL CTR LAB		2			2
REGIONS HOSPITAL LABORATORY			2	100%	2
KJ MEDICAL PRACTICE PC		2			2
MIDDLEBURG PEDIATRICS			2	100%	2
WELLNESS MEDICAL CLINIC			2	100%	2
CVS NV5286POCT HENDERSON		2			2
Hackensack Univ Medical Center At Pasc		1	1	50%	2
DEPT OF HEALTH			2	100%	2
EXPRESSCARE URGENT CARE CENTER			2	100%	2
PM PEDIATRICS OF BAYSIDE PLLC - HOPEWELL JUNCTION		2			2
Luther Acres Manor		2			2
WALGREENS #15495		1	1	50%	2
WESTMINSTER SUNCOAST			2	100%	2
JBSA-SAM HOUSTON			2	100%	2
CVS MA2125POCT NATICK		1	1	50%	2
SHORE MEDICAL CENTER		2			2
Crowne Health Care of Mobile		2			2
Edinboro Manor		2			2
GULF COAST MEDICAL CENTER RESPIRATORY CARE			2	100%	2
87TH MEDICAL GROUP – MCGUIRE AMBULATORY CARE FACILITY		2			2
MEDEXPRESS URGENT CARE-WILKINS TOWNSHIP, WILLIAM PENN HIGHWAY		2			2
ROYAL CARE MEDICAL CENTER			2	100%	2
SOMA MEDICAL CENTER PA #3 PALOMINO			2	100%	2
MINUTE CLINIC DIAGNOSTIC OF KANSAS PA		2			2
NEIGHBORCARE PHARMACY SERVICES		2			2
CVS NH6596POCT HAMPTON		2			2
Manor At Perrysburg		2			2
MINUTECLINIC DIAGNOSTIC, PA #10252		2			2
NEWTON MEMORIAL HOSPITAL		2			2
PM PEDIATRICS OF BAYSIDE, PLLC - MANHASSET		2			2
University Center East			2	100%	2
LABRADOR PRIMARY CARE CENTER			2	100%	2
HAMILTON COUNTY HEALTH DEPARTMENT		2			2
TULANE MEDICAL CENTER			2	100%	2
DALLAS BAPTIST UNIVERSITY - HEALTH SERVICES			2	100%	2
BAYSTATE MEDICAL CENTER		1	1	50%	2
AGILE URGENT CARE			2	100%	2



# COVID-19: testing by laboratory

Data through Mar 23, 2021 verified as of Mar 24, 2021 at 09:25 AM

Data in this report are provisional and subject to change.

The numbers in the table below represent the number of Florida and non-Florida residents for whom test results were received by the Department of Health. A person can be tested by more than one laboratory and can have both positive and negative results. **Therefore, the sum of the numbers in each column will be larger than the total number of people tested.**

Reporting lab	Inconclusive	Negative	Positive	Percent positive	Total
SOUTHERN SURGICAL ARTS		2			2
NORTH COUNTRY FAMILY HEALTH CENTER INC		2			2
SPRINGFIELD HOSPITAL LABORATORY			2	100%	2
VA SALT LAKE CITY HCS		2			2
DMC UNIVERSITY LABORATORIES		1	1	50%	2
MISSION HOSPITAL REGIONAL MEDICAL CENTER			2	100%	2
COLUMBIA COTTAGE		2			2
Advanced Rehabilitation and Healthcare of Wichita Falls		2			2
Heartland Healthcare Center Boca Raton			2	100%	2
MEDEXPRESS URGENT CARE-BLOOMFIELD AVEN		2			2
UNIVERSITY COMMUNITY HEALTH SERVICES		1	1	50%	2
MC MEDICAL			2	100%	2
FLORIDA KEYS PED & ADOLES CTR			2	100%	2
SOUTH TAMPA AFTER HOURS CLINIC			2	100%	2
UNIVERSTIY OF ILLINOIS HOSPITAL			2	100%	2
QUEST DIAGNOSTICS INCORPORATED			2	100%	2
CVS IL2297144CV CHICAGO		2			2
WEST FLORIDA MEDICAL ASSOCIATES, PA			2	100%	2
WEST HOUSTON MEDICAL CENTER			2	100%	2
COBLESKILL REGIONAL HOSPITAL		2			2
OELWEIN HEALTH CARE CENTER		2			2
SOWAL HEALTH & DRUG			2	100%	2
SPECIALTY LABORATORIES			2	100%	2
THE DOCTOR'S OFFICE OF WEST CALDWELL		2			2
Garden Isle Healthcare and Rehabilitation Center		2			2
HOLY FAMILY MEDICAL CENTER		1	1	50%	2
BAPTIST HEALTH LEXINGTON			2	100%	2
TRICORE REFERENCE LABORATORY		1	1	50%	2
Crestwood Nursing Center		1	1	50%	2
CVS TX5807POCT PEARLAND		2			2
THE EDGEWATER AND WATERMAN VILLAGE			2	100%	2
HACKENSACK MERIDIAN URGENT CARE, PC		2			2
ROPER HOSPITAL			2	100%	2
HEARTLAND PHARMACY SEBRING			1	100%	1
San Antonio Residence and Rehabilitation Center		1			1
CVS IL7142POCT LOCKPORT		1			1
A.G. Rhodes		1			1
PHYSICIAN ASSOCIATES, LLC			1	100%	1
MRMC LAB MICRO			1	100%	1
YUMA REGIONAL MEDICAL CENTER			1	100%	1
Cerenity Senior Care-White Bear Lake		1			1
NOORANI MEDICAL CENTER LLC			1	100%	1
COASTAL ER IX, PHYSICIANS PREMIER			1	100%	1
ALABAMA REFERENCE LAB			1	100%	1
FRIO REGIONAL PRIMARY CARE AND URGENT CARE CLINIC			1	100%	1
Providence VAMC		1			1
Masonic Medical Research Institute			1	100%	1

# COVID-19: testing by laboratory

Data through Mar 23, 2021 verified as of Mar 24, 2021 at 09:25 AM

Data in this report are provisional and subject to change.

The numbers in the table below represent the number of Florida and non-Florida residents for whom test results were received by the Department of Health. A person can be tested by more than one laboratory and can have both positive and negative results. **Therefore, the sum of the numbers in each column will be larger than the total number of people tested.**

Reporting lab	Inconclusive	Negative	Positive	Percent positive	Total
Mason Health and Rehab		1			1
PULMONARY, CRITICAL CARE AND SLEEP DISORDERS INSTITUTE OF SOUTH FLORID			1	100%	1
SUMMER PLACE NURSING & REHABILITATION		1			1
OUCH URGENT CARE			1	100%	1
FIRSTCARE MEDICAL CENTER			1	100%	1
Fulton County Medical Center Long Term Care			1	100%	1
The Center at Centennial			1	100%	1
Kroger 705 - The Little Clinic Richmond		1			1
PINNACLE DIALYSIS		1			1
ARLINGTON ADULT RESIDENTIAL FACILITY, INC			1	100%	1
Good Shepherd Fairview Home, Inc.		1			1
CRUSADER COMMUNITY HEALTH			1	100%	1
MEDAC AT PORTERS NECK			1	100%	1
GARDENS PEDIATRICS			1	100%	1
SOPHIA MEDICAL ASSOCIATES, PC			1	100%	1
BLESSINGS MEDICAL CLINIC, THE			1	100%	1
ST. LUKES HOSPITAL			1	100%	1
SAINT JOSEPHS HOSPITAL OF ATLANTA			1	100%	1
Consulate Health Care of Tallahassee			1	100%	1
Good Samaritan Society-Atkinson		1			1
TAYLOR COUNTY HEALTH DEPARTMENT			1	100%	1
GSM OCED Subsection			1	100%	1
BOCA GENERAL AND FAMILY MEDICINE		1			1
COURTLAND TERRACE		1			1
EAGLE COUNTY HEALTH AND HUMAN SERVICES			1	100%	1
ALTA BATES SUMMIT MEDICAL CENTER CLINICAL LAB			1	100%	1
Kroger 126 - The Little Clinic Cottonwood		1			1
NORTHWEST FLORIDA SPECIALTY PHYSICIANS LLC		1			1
Kroger 670 - The Little Clinic Powell		1			1
OMNICARE PHARMACY OF TEXAS 1, LP		1			1
MEMORIAL HOSPITAL AT GULFPORT			1	100%	1
AVON PARK CLUSTER		1			1
CAREWELL URGENT CARE FITCHBURG			1	100%	1
Walgreens #12153		1			1
LEGACY AT HIGHWOODS PRESERVE		1			1
QUALITY CLINICAL LAB LLC			1	100%	1
Senatobia Healthcare & Rehab		1			1
OCALA REGIONAL DIALYSIS- NORTH			1	100%	1
FAU MEMORY & WELLNESS CENTER			1	100%	1
CVS OH2381POCT LEWIS CENTER		1			1
Rockcastle Health and Rehab		1			1
MEDSTAR HEALTH URGENT CARE			1	100%	1
FORT MYERS DIALYSIS		1			1
Autumn Care of Suffolk		1			1
MCCALLIE SCHOOL-STUDENT HEALTH CENTER		1			1
CVS KS8601POCT OVERLAND PARK			1	100%	1
PUBLIC HEALTH LABORATORIES			1	100%	1

# COVID-19: testing by laboratory

Data through Mar 23, 2021 verified as of Mar 24, 2021 at 09:25 AM

Data in this report are provisional and subject to change.

The numbers in the table below represent the number of Florida and non-Florida residents for whom test results were received by the Department of Health. A person can be tested by more than one laboratory and can have both positive and negative results. **Therefore, the sum of the numbers in each column will be larger than the total number of people tested.**

Reporting lab	Inconclusive	Negative	Positive	Percent positive	Total
PROVIDENCE PORTLAND MEDICAL CENTER		1			1
SOUTH DADE NURSING & REHABILITATION CENTER			1	100%	1
THE LITTLE CLINIC, LLC			1	100%	1
THE EMORY CLINIC			1	100%	1
FAYETTE MEDICAL CENTER LAB		1			1
MEDICAL CLINIC OF HOUSTON			1	100%	1
GOOD SAMARITAN HOSPITAL			1	100%	1
CVS NH1004POCT SALEM			1	100%	1
NONA MEDICAL ARTS		1			1
Dugan Memorial Home		1			1
ST. VINCENT HOSPITAL			1	100%	1
PORTAGE MEDICAL CENTER			1	100%	1
LOUIS STOKES CLEVELAND VA MEDICAL CENTER			1	100%	1
QUALITY URGENT CARE CENTER			1	100%	1
COLLINS NURSING HOME		1			1
MARTIN HEALTH PHYSICIAN GROUP			1	100%	1
Kroger - KRO01100688			1	100%	1
MEDEXPRESS URGENT CARE - LEOMINSTER		1			1
SOUTHEASTERN HEALTH FACILITES, INC		1			1
DORA HOME CARE			1	100%	1
Vista Park			1	100%	1
SOUTHWEST ORLANDO FAMILY MEDICINE, PL			1	100%	1
Kroger 531 - The Little Clinic Waterville		1			1
CARENOW URGENT CARE-HENDERSONVILLE		1			1
Smg At Bridgewater Family Medicine		1			1
MISSISSIPPI VALLEY REGIONAL BLOOD CENTER			1	100%	1
SIGNATURE CARE COLLEGE STATION			1	100%	1
B2 URGENT CARE			1	100%	1
FLORIDA DEPARTMENT OF HEALTH PALM BEACH COUNTY			1	100%	1
NEWCARE PRIMARY MEDICINE			1	100%	1
ManorCare Yeadon		1			1
LANGLADE			1	100%	1
CARING PROFESSIONAL HEALTH CARE LLC		1			1
CMC MERCY LABORATORY			1	100%	1
SUN CLINICAL LABORATORIES			1	100%	1
CVS NC2559POCT CHARLOTTE		1			1
Greenhaven Health and Rehabilitation		1			1
ANDERSON FAMILY MEDICINE			1	100%	1
Freedom Pointe at The Villages			1	100%	1
PEDIATRIC PARTNERS ZEPHYRHILLS			1	100%	1
JAX FAMILY CARE		1			1
Walgreens #9121		1			1
CRESTHAVEN			1	100%	1
ORCHID TERRACE		1			1
HOLYCROSS URGENT CARE AND IMAGING CENTER		1			1
MEDLABS OF FLORIDA LLC D/B/A MEDLABS DIAGNOSTICS		1			1
SPORTS MEDICINE CLINIC - U OF WYOMING			1	100%	1

# COVID-19: testing by laboratory

Data through Mar 23, 2021 verified as of Mar 24, 2021 at 09:25 AM

Data in this report are provisional and subject to change.

The numbers in the table below represent the number of Florida and non-Florida residents for whom test results were received by the Department of Health. A person can be tested by more than one laboratory and can have both positive and negative results. **Therefore, the sum of the numbers in each column will be larger than the total number of people tested.**

Reporting lab	Inconclusive	Negative	Positive	Percent positive	Total
HARDIN HEALTH INC		1			1
ORCHARD LABORATORIES			1	100%	1
ROSLYN INTERNAL MEDICINE		1			1
SENCARE MANAGEMENT		1			1
CANDLER HOSPITAL			1	100%	1
CYPRESS CREEK DIALYSIS CTR			1	100%	1
SEGAL INSTITUTE FOR CLINICAL RESEARCH INC			1	100%	1
REHABILITATION CENTER OF SOUTH GEORGIA		1			1
Signature HealthCare of Bowling Green		1			1
Wedgewood Manor		1			1
VISTA LAKE ASSISTED LIVING			1	100%	1
LAB TEST KENDALL LLC		1			1
METROPOLITAN			1	100%	1
ONSLOW COUNTY HEALTH DEPARTMENT			1	100%	1
SURGERY CENTER, THE			1	100%	1
CLEVELAND CLINIC OUTPATIENT LABORATORY			1	100%	1
NEW YORK CITY DEPARTMENT OF HEALTH			1	100%	1
TIMPANOGOS REGIONAL HOSPITAL			1	100%	1
SELECT SPECIALTY HOSPITAL - ORLANDO SOUTH			1	100%	1
JACKSON MADISON CO. GEN. HOSPITAL			1	100%	1
HUNEYCUTT FAMILY PRACTICE			1	100%	1
TEXAS HEALTH HARRIS METHODIST HOSPITAL			1	100%	1
BETHESDA HEALTH PHYSICIANS GROUP		1			1
CLIFTON-FINE HOSPITAL LABORATORY		1			1
VITAL CARE			1	100%	1
HEALTH GUAGE			1	100%	1
Walgreens #3049		1			1
Glenburn Home		1			1
HARDIN MEMORIAL HOSPITAL - HEARTLAND PATHOLOGY CONSULTANTS			1	100%	1
SARHA DOCTORS CENTER			1	100%	1
OHSU LABORATORY SERVICES		1			1
ER NEAR ME HULEN		1			1
PREMIUM HOME HEALTH CARE INC			1	100%	1
PEDIATRIC URGENT CARE CENTR OF FORT WORTH-LA GRAN			1	100%	1
KEY BISCAYNE PEDIATRIC ASSOCIATES INC			1	100%	1
Southern Pines Healthcare Center		1			1
MID FLORIDA DERMATOLOGY ASSOCIATES PA			1	100%	1
US LABORATORIES			1	100%	1
Raleigh Center (WV)			1	100%	1
LITTLE FALLS HOSPITAL LABORATORY		1			1
LAKE VIEW COURT		1			1
WALKIN MEDICAL URGENT CARE,NEW CITY			1	100%	1
BEAUMONT HOSPITAL			1	100%	1
KEY WEST BRANCH MEDICAL CLINIC			1	100%	1
BAYFRONT CARDIOVASCULAR ASSOCIATES			1	100%	1
GALVESTON COUNTY HEALTH DISTRICT			1	100%	1
BRISTOL REGINAL MEDICAL CENTER			1	100%	1

# COVID-19: testing by laboratory

Data through Mar 23, 2021 verified as of Mar 24, 2021 at 09:25 AM

Data in this report are provisional and subject to change.

The numbers in the table below represent the number of Florida and non-Florida residents for whom test results were received by the Department of Health. A person can be tested by more than one laboratory and can have both positive and negative results. **Therefore, the sum of the numbers in each column will be larger than the total number of people tested.**

Reporting lab	Inconclusive	Negative	Positive	Percent positive	Total
RYE BEACH PHARMACY INC		1			1
FLORIDA HOME HEALTH			1	100%	1
Arch Plaza Nursing and Rehabilitation Center			1	100%	1
PROGRESSIVE URGENT CARE, PC			1	100%	1
NEXT LEVEL URGENT CARE (WOODLANDS)			1	100%	1
CFHC - FROSTPROOF			1	100%	1
STAT EMERGENCY CENTER			1	100%	1
WALGREENS # 12338		1			1
MEDEX CLINIC LLC			1	100%	1
Crowne Health Care of Eufaula		1			1
CVS NC4169POCT FAYETTEVILLE		1			1
BREVARD COUNTY JAIL			1	100%	1
RENE F CEDENO DMD PA		1			1
AVERA SACRED HEART HOSPITAL			1	100%	1
KETTERING MEDICAL CENTER			1	100%	1
ASSOCIATES IN INTERNAL MEDICINE PA			1	100%	1
Orchid Cove at Naples			1	100%	1
SUNSHINE FAMILY & WELLNESS CENTER			1	100%	1
MULTICARE PHYSICIANS			1	100%	1
CVS CA9485POCT MISSION VIEJO		1			1
PCG MOLECULAR			1	100%	1
ADVENTHEALTH SENIOR CARE AT ORMOND			1	100%	1
MEDEXPRESS URGENT CARE - BENTONVILLE		1			1
NHC DICKSON		1			1
ROCKLEDGE HEALTH & REHABILITATION CENTER			1	100%	1
ADVENTHEALTH DURAND			1	100%	1
PALMA CEIA MED GROUP-SWANN		1			1
REELFOOT FAMILY WALK-IN CLINIC		1			1
MED CHOICE CENTER OF NORTH MIAMI			1	100%	1
GENESEE COUNTY HEALTH DEPARTMENT		1			1
AUTUMN HOUSE			1	100%	1
BIOLOGICAL AND CHEMICAL EMERGENCIES LABORATORY			1	100%	1
AURORA CONSOLIDATED LABORATORY			1	100%	1
MAINE HEALTH AND ENVIRONMENTAL TESTING LABORATORY			1	100%	1
Hillside Manor Rehabilitation and Extended Care Center		1			1
SILVER SPRINGS SHORES DIALYSIS			1	100%	1
Kroger 699 - The Little Clinic Smyrna		1			1
Arlington Care Center			1	100%	1
Bolingreen Health and Rehabilitation		1			1
EXPRESS CARE OF OCALA			1	100%	1
ST ANTHONY COMMUNITY HOSPITAL LAB		1			1
VA Texas Valley Coastal Bend Harlingen HCC		1			1
ALLEGANY COUNTY DEPARTMENT OF HEALTH		1			1
ST FRANCIS MEDICAL CENTER			1	100%	1
Spring Gate Rehab and Healthcare Center		1			1
FAIRVIEW HOSPITAL			1	100%	1
Heritage of Red Cloud		1			1



# COVID-19: testing by laboratory

Data through Mar 23, 2021 verified as of Mar 24, 2021 at 09:25 AM

Data in this report are provisional and subject to change.

The numbers in the table below represent the number of Florida and non-Florida residents for whom test results were received by the Department of Health. A person can be tested by more than one laboratory and can have both positive and negative results. **Therefore, the sum of the numbers in each column will be larger than the total number of people tested.**

Reporting lab	Inconclusive	Negative	Positive	Percent positive	Total
CAPITAL HEALTH PLAN - GOVERNORS SQUARE			1	100%	1
CONTINENTAL HOME HEALTH CARE INC			1	100%	1
BAPTIST HEALTH MEDICAL PLAZA			1	100%	1
STAMFORD HOSPITAL			1	100%	1
HEARTLAND NURSING & REHABILITATION		1			1
MEDICAL ASSOCIATES OF CARTER		1			1
MIAMI JEWISH DIALYSIS			1	100%	1
CLEVELAND CLINIC FLORIDA WAIVED			1	100%	1
LIBERTY URGENT CARE			1	100%	1
Miller Health Care Center			1	100%	1
Life Care Center of Paradise Valley		1			1
AMERICA'S ER SITE 002 LLC			1	100%	1
OHIOHEALTH URGENT CARE			1	100%	1
NEW YORK STATE DEPARTMENT OF HEALTH			1	100%	1
ADVENTHEALTH MEDICAL GROUP UROLOGY AT EAST ORLANDO		1			1
WELLPATH			1	100%	1
AMBRY GENETICS CORP	1				1
WESTEX URGENT CARE, PLLC			1	100%	1
ADVENTHEALTH MEDICAL GROUP OBSTETRICS AND			1	100%	1
TFH HOME HEALTH INC			1	100%	1
UNITY LONGPOND		1			1
LEE MEMORIAL HEALTH SYSTEMS HOME HEALTH		1			1
INDIANA STATE DEPARTMENT OF HEALTH CLINIC MICROBIOLOGY		1			1
ST VINCENT'S AMBULATORY CARE INC			1	100%	1
MEMPHIS URGENT CARE #2, LLC			1	100%	1
MID-SOUTH URGENT CARE, PLLC			1	100%	1
BHS PHYSICIAN NETWORK			1	100%	1
LABORATORY COPRORATION OF AMERICA			1	100%	1
CAN COMMUNITY HEALTH LLC		1			1
LADY OF THE SEA HOSPITAL LAB			1	100%	1
BGB SUMMIT MEDICAL GROUP		1			1
DERMDX, DIV OF AURORA DIAGNOSTICS/BERNHARDT LAB		1			1
LabCorp L#09258295 M#09258285			1	100%	1
MEDEXPRESS URGENT CARE-BRENTWOOD		1			1
C A R E S		1			1
RIDGEFIELD PEDIATRIC ASSOCIATES		1			1
EMERALD HEALTH CARE		1			1
CVS TX7824POCT GARLAND		1			1
NABI		1			1
GAMMA HEALTHCARE, INC		1			1
PINELLAS POINT NURSING AND REHAB CENTER			1	100%	1
BAPTIST HEALTH PRIMARY CARE AT CUTLER BAY			1	100%	1
PENNY PEDIATRICS		1			1
TMH PHYSICIAN PARTNERS WAKULLA			1	100%	1
Nemours Children's Clinic-Orla			1	100%	1
WAKE FOREST MEDICAL CENTER LABORATORY			1	100%	1
SIGNATURE CARE MIDLAND			1	100%	1

# COVID-19: testing by laboratory

Data through Mar 23, 2021 verified as of Mar 24, 2021 at 09:25 AM

Data in this report are provisional and subject to change.

The numbers in the table below represent the number of Florida and non-Florida residents for whom test results were received by the Department of Health. A person can be tested by more than one laboratory and can have both positive and negative results. **Therefore, the sum of the numbers in each column will be larger than the total number of people tested.**

Reporting lab	Inconclusive	Negative	Positive	Percent positive	Total
FAMILY MEDICAL CENTERS			1	100%	1
Gulf Coast health and Rehabilitation, LLC		1			1
HABANA HEALTH CARE CENTER			1	100%	1
CARSON NURSING AND REHABILITATION CENTER		1			1
CLEVELAND CLINIC OHIO LABORATORIES			1	100%	1
YORK HOSPITAL: MICROBIOLOGY			1	100%	1
MEDEXPRESS URGENT CARE - HADLEY		1			1
CURELOGICS WOUND CARE & HYPERBARIC CENTER		1			1
COASTAL PEDIATRICS LLC			1	100%	1
EXPRESS LAB LIVINGSTON			1	100%	1
ORLANDO PHYSICIAN NETWORK		1			1
EVEXIA DIAGNOSTICS			1	100%	1
FLORIDA HEALTH CARE MEDICAL GROUP		1			1
MID-FLORIDA PATHOLOGY LLC		1			1
RANDOLPH COUNTY HEALTH & REHABILITATIO		1			1
MOUNT SINAI MEDICAL CENTER AVENTURA ER			1	100%	1
Oakview Manor Health and Rehab		1			1
IDAHO HEALTH DEPARTMENT			1	100%	1
ARTESIAN HOME		1			1
GULF BREEZE TREATMENT CENTER, LLC			1	100%	1
CHATEAU MADELEINE - SENIOR LIVING & MEMORY CARE			1	100%	1
777 URGENT CARE			1	100%	1
EPIC CARE PHARMACY		1			1
Port Orange Nursing And Rehab Center			1	100%	1
BEACH CARE PLLC			1	100%	1
SPARTANBURG REGIONAL MEDICAL CENTER			1	100%	1
MEMORIAL HERMANN KATY HOSPITAL			1	100%	1
PROVIDENCE HOSPITAL			1	100%	1
Melbourne Terrace Rehabilitation Center			1	100%	1
MEDEXPRESS URGENT CARE - ROCKAWAY		1			1
RCP OF MEMORIAL WEST			1	100%	1
VELOCITY URGENT CARE - LITTLE CREEK			1	100%	1
ALLIED PEDIATRICS & FAMILY MEDICINE			1	100%	1
MD NOW MEDICAL CENTERS, INC			1	100%	1
SV MOBILE HEALTH			1	100%	1
WEST VIRGINIA UNIVERSITY HOSPITALS			1	100%	1
MEDEXPRESS URGENT CARE, MOSSIDE		1			1
MANHATTAN EYE EAR AND THROAT HOSPITAL		1			1
WEILL CORNELL MEDICAL ASSOCIATES - EAST SIDE		1			1
GADSDEN FAMILY PRACTICE		1			1
CLEVELAND HEARTLAB			1	100%	1
Riverside Nursing & Rehabilitation Center		1			1
NEMOURS CHILDREN'S PRIMARY CARE			1	100%	1
GENESIS HOME HEALTH CARE SERVICES OF			1	100%	1
ADVANCE HEALTH AND WELLNESS SOLUTIONS			1	100%	1
CONCENTRA - TAMPA EAST		1			1
Villa Maria			1	100%	1

# COVID-19: testing by laboratory

Data through Mar 23, 2021 verified as of Mar 24, 2021 at 09:25 AM

Data in this report are provisional and subject to change.

The numbers in the table below represent the number of Florida and non-Florida residents for whom test results were received by the Department of Health. A person can be tested by more than one laboratory and can have both positive and negative results. **Therefore, the sum of the numbers in each column will be larger than the total number of people tested.**

Reporting lab	Inconclusive	Negative	Positive	Percent positive	Total
Oak Hill Health & Rehabilitation Center			1	100%	1
PEDRO MENENDEZ HEALTH CENTER AT ST JOHNS			1	100%	1
J F K PEDIATRICS			1	100%	1
RIVERTON CBOC			1	100%	1
CVS OH2540POCT HILLIARD		1			1
CROZER-CHESTER MEDICAL CENTER			1	100%	1
NORTH CAROLINA STATE LABORATORY OF PUBLIC HEALTH, SPECTRUM LAB NETWORK			1	100%	1
OMAHA VA MEDICAL CENTER			1	100%	1
INNOVATIVE HEALTH DIAGNOSTIC OF CALIFORNIA			1	100%	1
NORTH WEST FLORIDA DIAGNOSTIC ENOCRINOLOGY CLINIC			1	100%	1
COASTAL MANOR		1			1
MYLAN-SOUTH POINT PA		1			1
Washington County Nursing H0me			1	100%	1
WEST FLORIDA MEDICAL CENTER CLINIC			1	100%	1
FALKVILLE HEALTHCARE		1			1
PARK AVENUE PEDIATRICS PC		1			1
HIGH DESERT COURT GROUP HOME			1	100%	1
BL DIAGNOSTICS LLC			1	100%	1
CLINICAL MICROBIOLOGY LAB FAIRVIEW UNIVERSITY HOSPITAL			1	100%	1
WALGREENS #5130			1	100%	1
Signature Healthcare of Georgetown		1			1
TEXAS HEALTH ARLINGTON MEMORIAL HOSPITAL			1	100%	1
AIRCARE INTERNATIONAL		1			1
Florida Baptist Retirement Center		1			1
LIFELINK TRANSPLANT INSTITUTE LAB			1	100%	1
ATMORE COMMUNITY HOSPITAL			1	100%	1
MINUTE CLINIC DIAGNOSTIC MED GRP OF CA		1			1
FLORIDA CLINICAL RESEARCH CENTER, LLC			1	100%	1
Heartland Health Care Center Jacksonville			1	100%	1
JOHNSON & JOHNSON VISION CARE-VISTAKON			1	100%	1
SANTA BARABARA ALF LLC (THE WINDSOR)			1	100%	1
FLORIDA DIGESTIVE AND LIVER SPECIALISTS			1	100%	1
PSL JAX BEACH OPERATIONS LLC			1	100%	1
CHOTA COMMUNITY HEALTH SERVICES		1			1
BOCA RATON REGIONAL HOSPITAL		1			1
CHILDRENS HEALTHCARE CTE OF NORTHERN		1			1
Chestnut Ridge Nursing & Rehab		1			1
FLORIDA HOSPITAL LAB			1	100%	1
ADVANCE GASTROENTEROLOGY			1	100%	1
TEXAS HEALTH ARLINGTON MEMORIAL		1			1
CVS AZ9277POCT TUCSON		1			1
SMA BEHAVIORAL HEALTH SERVICES INC		1			1
STEPHENS COUNTY HOSPITAL			1	100%	1
PUBLIX PHARMACY #1114			1	100%	1
OMC PRIMARY CARE - HOSPITAL CAMPUS			1	100%	1
PERRY COUNTY NURSING HOME		1			1
ULTIMATE KIDNEY CARE			1	100%	1

# COVID-19: testing by laboratory

Data through Mar 23, 2021 verified as of Mar 24, 2021 at 09:25 AM

Data in this report are provisional and subject to change.

The numbers in the table below represent the number of Florida and non-Florida residents for whom test results were received by the Department of Health. A person can be tested by more than one laboratory and can have both positive and negative results. **Therefore, the sum of the numbers in each column will be larger than the total number of people tested.**

Reporting lab	Inconclusive	Negative	Positive	Percent positive	Total
AMERICAN DRUG TESTING LAB LLC			1	100%	1
JET MEDICAL CENTER			1	100%	1
TILLAMOOK COUNTY GENERAL HOSPITAL LAB		1			1
BRONSON METHODIST HOSPITAL			1	100%	1
CONSULATE HEALTH CARE OF VERO BEACH			1	100%	1
Brakeley Park Center		1			1
IVY CREEK HEALTHCARE & WELLNESS CENTRE			1	100%	1
ABSOLUTE CAREGIVERS HOME HEALTH AGENCY INC			1	100%	1
Manor Care of Dallastown d/b/a ManorCare Health Services - Dallastown		1			1
BLUFFTON HEALTH CENTER			1	100%	1
HELIX BIOMEDICS LLC			1	100%	1
HIDALGO FAMILY CLINIC			1	100%	1
BMC MAYPORT			1	100%	1
MEMORIAL HOSPITAL LOS BANOS			1	100%	1
BRIDGES AT LIFE CARE CENTER OF OCALA, THE			1	100%	1
URGENT 202 COX CREEK PKWY		1			1
CLINTON DRUG STORE		1			1
CHC			1	100%	1
MEDIPLUS CLINIC, INC			1	100%	1
SEATTLE-KING COUNTY			1	100%	1
MARYWOOD HEIGHTS		1			1
Florence Nursing and Rehabilitation Center		1			1
THE HEART HOSPITAL BAYLOR PLANO			1	100%	1
WHEATON FRANCISCAN LABORATORY			1	100%	1
CELEBRATION FAMILY PHYSICIANS LLC			1	100%	1
Bayou Vista Community Care Center			1	100%	1
Kroger 527 - The Little Clinic Hwy 70 S.		1			1
PUBLIX PHARMACY #1092		1			1
MEDTOWN PHARMACY			1	100%	1
ANY LAB TEST NOW JACKSONVILLE		1			1
ENCOMPASS HEALTH HOME HEALTH		1			1
INTERNAL MEDICINE GROUP OF WINTER HAVEN PA		1			1
BROCK HUGHES MEDICAL CENTER			1	100%	1
URGENT CARE CENTER OF PORT ORANGE LLC			1	100%	1
HOLYOKE MEDICAL CENTER			1	100%	1
Ideal Senior Living Center		1			1
Kroger 500 - The Little Clinic Speedway		1			1
LAB. CORP. OF AMERICA			1	100%	1
SMITH KLINE			1	100%	1
DR PHILLIPS CENTER FOR WELLNESS		1			1
RMC BROOKHOLLOW MED AESTHETICS INC		1			1
PROGRESSIVE MEDICAL RESEARCH			1	100%	1
PARKWAY REGIONAL MEDICAL CENTER LAB			1	100%	1
CVS IL2297651CV JOLIET		1			1
JPS HEALTH CENTER AT TRUE WORTH PLACE			1	100%	1
ADVENTHEALTH WATERMAN COMMUNITY CLINIC			1	100%	1
GENESIS MICROBIOLOGY LAB		1			1

# COVID-19: testing by laboratory

Data through Mar 23, 2021 verified as of Mar 24, 2021 at 09:25 AM

Data in this report are provisional and subject to change.

The numbers in the table below represent the number of Florida and non-Florida residents for whom test results were received by the Department of Health. A person can be tested by more than one laboratory and can have both positive and negative results. **Therefore, the sum of the numbers in each column will be larger than the total number of people tested.**

Reporting lab	Inconclusive	Negative	Positive	Percent positive	Total
HARMONY HEALTHCARE ORLANDO INC		1			1
DAVITA DIALYSIS-NORTH			1	100%	1
Accordius Health at Gastonia			1	100%	1
CARESPOT - WELLINGTON			1	100%	1
ANDREWS			1	100%	1
TENNOVA HEALTHCARE - CLEVELAND			1	100%	1
CVS TX7825POCT FRISCO		1			1
VIVIAN SIMMONS FAMILY PRACTICE			1	100%	1
Accordius Health at Harrisonburg		1			1
OXY-GENLAB			1	100%	1
HANCOCK REGIONAL HOSPITAL		1			1
EVANS FAMILY CARE PA			1	100%	1
Elm Crest Senior Living Community		1			1
Monument Health Strugis Care Center		1			1
CONSOLIDATED			1	100%	1
THE INTERNAL MEDICAL GROUP		1			1
LIFE CARE CENTER OF HILTON HEAD		1			1
SAINT LEO UNIVERSITY INCORPORATED			1	100%	1
GENEVA FAMILY HEALTH			1	100%	1
DOYLESTOWN HOSPITAL			1	100%	1
CALIFORNIA PUBLIC HEALTH LABORATORY			1	100%	1
TMH URGENT CARE CENTER			1	100%	1
HUNTERS CREEK MEDICAL ASSOCIATES PA		1			1
CVS IL2788POCT BUFFALO GROVE		1			1
CHI MEMORIAL HOSPITAL CHATTANOOGA			1	100%	1
PAUL C SCHWARTZ & MELVIN L WEIDMAN		1			1
MARYLAND DEPARTMENT OF HEALTH AND MENTAL HYGIENE			1	100%	1
GREATER TAMPA AT HOME			1	100%	1
COMMUNITY CARE CENTER□		1			1
Troy Center for Rehabilitation & Nursing		1			1
Central Alabama Veterans HCS - East Campus		1			1
PENROSE HOSPITAL			1	100%	1
Kroger 539 - The Little Clinic Memorial Blvd.		1			1
Sage Bluff Health & Rehabilitation Center		1			1
MBMG OF WINTER HAVEN			1	100%	1
TRUCARE LIVING CENTERS - SELMA			1	100%	1
MERCY MEDICAL CENTER INC			1	100%	1
MEDEXPRESS URGENT CARE - CABOT			1	100%	1
ST JOHN'S MEDICAL CENTER, TETON VILLAGE			1	100%	1
NEMOURS CHILDRENS URGENT CARE			1	100%	1
WALMART PHARMACY 10-4554		1			1
RELIANCE HOME HEALTH CARE INC		1			1
VA OPTOMETRY CLINIC			1	100%	1
URGENT DOC -NACOGODOCHES CLINIC			1	100%	1
FAMILY PRACTICE OF CENTRAL FLORIDA PA			1	100%	1
GATEWAY LABORATORIES		1			1
Crisp Regional Nursing and Rehab Center		1			1



# COVID-19: testing by laboratory

Data through Mar 23, 2021 verified as of Mar 24, 2021 at 09:25 AM

Data in this report are provisional and subject to change.

The numbers in the table below represent the number of Florida and non-Florida residents for whom test results were received by the Department of Health. A person can be tested by more than one laboratory and can have both positive and negative results. **Therefore, the sum of the numbers in each column will be larger than the total number of people tested.**

Reporting lab	Inconclusive	Negative	Positive	Percent positive	Total
Kroger 444 - The Little Clinic Dent		1			1
INDIGO PALMS			1	100%	1
WAYNE COUNTY PUBLIC HEALTH		1			1
CACERES SPECIALIZED GYNECOLOGY		1			1
CLINICAL LABORATORY DEPARTMENT			1	100%	1
Robinson Terrace Rehabilitation and Nursing Center		1			1
SUNY AT STONY BROOK			1	100%	1
BAYSHORE DIALYSIS			1	100%	1
FLORIDA ADVANCED MEDICAL AND DERM AESTHETICS LLC			1	100%	1
YOUR KIDS URGENT CARE			1	100%	1
TRIPLE O RESEARCH INSTITUTE PA			1	100%	1
Fairhaven Retirement Community		1			1
INNOVATIVE CARE II LLC			1	100%	1
Holly Hill Healthcare Center			1	100%	1
GARDENS AT MAPLEWOOD			1	100%	1
Medicalodges Neosho			1	100%	1
HARTFORD HEALTH CARE & REHABILITATION			1	100%	1
MISSION REGIONAL MEDICAL CENTER			1	100%	1
SHAW MEDICAL GROUP LLC			1	100%	1
ABSOLUTE QUICK CARE			1	100%	1
Mountain View Manor			1	100%	1
HORIZON MEDICAL CENTER			1	100%	1
St. Catherine's manor of Findlay		1			1
TMH CANCER CENTER LABORATORY			1	100%	1
Hinesville VA Clinic		1			1
SCHUYLER HOSPITAL		1			1
BAYLOR SCOTT & WHITE ALL SAINTS MEDICAL CENTER FT			1	100%	1
NORTH RIVER FAMILY HEALTH CENTER			1	100%	1
MEDICAL ASSOCIATES OF THE SHOALS		1			1
EAST FL CORE LAB			1	100%	1
PELICAN STATE OUTPATIENT CENTER			1	100%	1
Arbor Springs Health and Rehab		1			1
SKY LAKES MEDICAL CENTER		1			1
GOOD PEDIATRICS			1	100%	1
SMITH			1	100%	1
CVS NV5942POCT LAS VEGAS		1			1
PEACE HEALTH FAMILY MEDICINE AT 87TH AVE		1			1
DEVITA		1			1
AMERICAN LAB LLC		1			1
ATHENS MEDICAL CENTER			1	100%	1
SOUTHWOOD NURSING & RETIREMENT CENTER		1			1
SUN CITY DIAGNOSTIC CENTER			1	100%	1
CHRISTIANA HOSPITAL		1			1
Kroger 481 - The Little Clinic Houston Levee		1			1
NIHCC			1	100%	1
BIODORON LABORATORIES			1	100%	1
PARK LANE NURSING HOME		1			1

# COVID-19: testing by laboratory

Data through Mar 23, 2021 verified as of Mar 24, 2021 at 09:25 AM

Data in this report are provisional and subject to change.

The numbers in the table below represent the number of Florida and non-Florida residents for whom test results were received by the Department of Health. A person can be tested by more than one laboratory and can have both positive and negative results. **Therefore, the sum of the numbers in each column will be larger than the total number of people tested.**

Reporting lab	Inconclusive	Negative	Positive	Percent positive	Total
EXACCARE KINGSTON, LLC			1	100%	1
SOUTHERN FAMILY HEALTH			1	100%	1
BEAUMONT URGENT CARE		1			1
LIFESTREAM BEHAVIORAL CENTER INC			1	100%	1
Kroger 588 - The Little Clinic Thompsons Station		1			1
CVS TN6414POCT SMYRNA		1			1
THE GROVE HEALTH AND REHAB			1	100%	1
NYU LANGONE AMBULATORY CARE LAKE SUCCE		1			1
COUNTY OF HAMILTON			1	100%	1
SYNAPSE ANALYTICAL LABS		1			1
ALL PRO ORTHOPEDICS & SPORTS MEDICINE, PA			1	100%	1
BOTTINEAU GOOD SAMARITAN CENTER		1			1
FAMILY MEDICAL CLINIC KENDALL LLC			1	100%	1
ADAMS COUNTY HEALTH DEPARTMENT			1	100%	1
MEMORIAL HOSPITAL - BELLEVILLE			1	100%	1
PULSE MEDICAL DOCTOTS LLC			1	100%	1
Wexner Heritage House			1	100%	1
ATLANTIS VISION CENTER			1	100%	1
REFERENCE LABORATORY			1	100%	1
MEDEXPRESS URGENT CARE - LAWTON		1			1
SPRINGFIELD HOSPITAL			1	100%	1
OMNI HEALTHCARE INC			1	100%	1
Bethel Lutheran Nursing & Rehabilitation Center		1			1
BIOMAT USA INC			1	100%	1
HEALTH FIRST MEDICAL GROUP LLC			1	100%	1
MEDEXPRESS URGENT CARE PENNSVILLE		1			1
FLORIDA EPIDEMIOLOGY PROGRAM			1	100%	1
MIAMI CHILDRENS HOSPITAL MIDTOWN OUTPATIENT CENTER			1	100%	1
MEMORIAL HERMANN SOUTHWEST HOSPITAL			1	100%	1
INTERIM HEALTHCARE OF PALM COAST			1	100%	1
WALGREENS NO 10512			1	100%	1
JACKSONVILLE HEALTH & REHAB		1			1
LONESTAR 24HRER MANAGEMENT LLC DBA LONESTAR 24HRER			1	100%	1
JEFFREY A HIRSCHFIELD, MD PA			1	100%	1
ORLANDO DIALYSIS		1			1
LIMA MEMORIAL HOSPITAL			1	100%	1
KELLY			1	100%	1
TCPA CLINICAL LABORATORIES			1	100%	1
CONCENTRA - OCALA		1			1
STEWART MEDICAL GROUP INC			1	100%	1
MIRAMAR KIDNEY CENTER		1			1
KIOSK MEDICINE KENTUCKY LLC		1			1
SANITAS RESEARCH LLC			1	100%	1
GOSHEN HOSPITAL			1	100%	1
MONMOUTH MEDICALC ENTER		1			1
SOMA MEDICAL CENTER PA #2			1	100%	1
Glen Haven Health and Rehabilitation LLC		1			1

# COVID-19: testing by laboratory

Data through Mar 23, 2021 verified as of Mar 24, 2021 at 09:25 AM

Data in this report are provisional and subject to change.

The numbers in the table below represent the number of Florida and non-Florida residents for whom test results were received by the Department of Health. A person can be tested by more than one laboratory and can have both positive and negative results. **Therefore, the sum of the numbers in each column will be larger than the total number of people tested.**

Reporting lab	Inconclusive	Negative	Positive	Percent positive	Total
MEDICAL EXAMINERS OFFICE, LEESBURG			1	100%	1
HOUSTON MEDICAL CENTER			1	100%	1
REGIONAL MED CTR BAYONET POINT			1	100%	1
VERITAS GENETICS, INC.			1	100%	1
JOSHUA E CHESIR MD		1			1
Kroger 397 - The Little Clinic Frankfort East		1			1
OXLEY PARK HEALTH & REHAB		1			1
Mountain City Care and Rehabilitation Center		1			1
Wayne County Nursing Home		1			1
ROSE MEDICAL CENTER LAB			1	100%	1
ADVENTHEALTH HOME CARE WATERMAN			1	100%	1
Memorial Health Care Center			1	100%	1
MEDEXPRESS URGENT CARE - MT EPHRAIM		1			1
American Fork Care Center dba Heritage Care Center		1			1
HOLLAND COMMUNITY HOSPITAL		1			1
PUBLIX PHARMACY # 1236			1	100%	1
IP BOISE 1			1	100%	1
Parkside Manor		1			1
NEW MILFORD HOSPITAL			1	100%	1
HILLSBORO MEDICAL CENTER MAIN LABORATO		1			1
C V S / PHARMACY #833		1			1
HOLMES FAMILY PRACTICE PA			1	100%	1
FLORIDA FAMILY LABORATORY		1			1
WELL-KEY URGENT CARE SEVIERVILLE			1	100%	1
DOCTORS HOSPITAL OF LAREDO			1	100%	1
ADVENTHEALTH MEDICAL GROUP SENIOR HEALTH AT			1	100%	1
LIBERTY COMMONS NURSING AND REHABILITA		1			1
SAINT PETE MRI			1	100%	1
Fairhope		1			1
MINUTECLINIC DIAGNOSTIC OF VIRGINIA, LLC #1980		1			1
ADVANCED MEDICAL LABORATORIES (AML)			1	100%	1
DEPT OF VA MEDICAL CENTER - MIAMI			1	100%	1
CENTRAL FLORIDA ADULT MEDICINE		1			1
CVS OH4359POCT HUDSON		1			1
SPECTRUM LUDINGTON			1	100%	1
DEVLIN MANOR NURSING AND REHABILITATION		1			1
HIGHLAND LABORATORY			1	100%	1
UNIVERISTY HOSPITAL			1	100%	1
DIAGNOSTIC GROUP INTEGRATED HEALTHCARE			1	100%	1
SALEM HOSPITAL REGIONAL LABORATORY		1			1
TLC MEDICAL			1	100%	1
QUALITY LAB			1	100%	1
MAIN STREET PHARMACY OF MARCELLUS, INC		1			1
RESOURCE PATH LLC			1	100%	1
BOULDER COMMUNITY HOSPITAL			1	100%	1
TALLAHASSEE DIALYSIS		1			1
DAVENPORT PEDIATRICS CLERMONT			1	100%	1

# COVID-19: testing by laboratory

Data through Mar 23, 2021 verified as of Mar 24, 2021 at 09:25 AM

Data in this report are provisional and subject to change.

The numbers in the table below represent the number of Florida and non-Florida residents for whom test results were received by the Department of Health. A person can be tested by more than one laboratory and can have both positive and negative results. **Therefore, the sum of the numbers in each column will be larger than the total number of people tested.**

Reporting lab	Inconclusive	Negative	Positive	Percent positive	Total
ERIE COUNTY EMERGENCY SERVICES DIV OF		1			1
HEALTHPLUS			1	100%	1
GWINNETT MEDICAL CENTER			1	100%	1
MARTIN LUTHER KING RENAL INSTITUTE			1	100%	1
MEDCOR, INC			1	100%	1
ST JOSEPHS CHILDRENS HOSPITAL PEDI TRANSPORT			1	100%	1
FORT LOUDOUN PRIMARY CARE		1			1
CVS CA9497POCT IRVINE		1			1
JMJ FAMILY PRACTICE			1	100%	1
LACKAWANNA HEALTH AND REHAB CENTER		1			1
PANCARE HEALTH - BRUCE			1	100%	1
Walgreens #5421		1			1
PASCO COUNTY HEALTH DEPARTMENT			1	100%	1
FLORIDA HOSPITAL TRANSPLANT CENTER		1			1
CVS MI8287POCT MACOMB		1			1
CVS MA299POCT WORCESTER		1			1
BAYCARE OUTREACH LAB AT NEW TAMPA			1	100%	1
SUNCOAST FAMILY MEDICAL ASSOCIATES			1	100%	1
SPRINGBROOK HOSPITAL			1	100%	1
The Pines at Poughkeepsie Center for Nursing and Rehabilitation		1			1
CARESOUTH HHA HOLDINGS OF THE TREASURE COAST LLC			1	100%	1
NORTHWEST TEXAS HEALTHCARE SYSTEM,INC			1	100%	1
POUDRE VALLEY HOSPITAL			1	100%	1
CHAMBREL AT PINECASTLE			1	100%	1
CLARKSVILLE MANOR INC		1			1
Ashland Place Health and Rehabilitation, LLC		1			1
UNIVERSITY OF BALTIMORE WASHINGTON MEDICAL CENTER			1	100%	1
MEDEXPRESS URGENT CARE - JACKSON		1			1
CYPRESS VILLAGE REHAB CENTER		1			1
NEW ULM MEDICAL CENTER			1	100%	1
PREVENTIVE CARDIOLOGY AND INTERNAL MEDICINE ASSOCI			1	100%	1
Harris Hill Nursing Facility		1			1
Eugene J. Towbin Healthcare Center		1			1
HSRE-ASL CASSELBERRY TRS, LLC			1	100%	1
THYROID SPECIALTY LABORATORY			1	100%	1
CAMBRIDGE HEALTH ALLIANCE			1	100%	1
Brown Memorial Home		1			1
SOUTHWOOD HEALTHCARE CENTER		1			1
GIFFORD MEMORIAL HOSPITAL		1			1
WELLINGTON WEST 100176			1	100%	1
PALOMAR MEDICAL CENTER			1	100%	1
Waycross VA CBOC		1			1
NHC Sequatchie		1			1
PARRISH MEDICAL GROUP			1	100%	1
OCALA RKC EAST HEMO #1			1	100%	1
ELLCOTT CENTER FOR REHABILITATION AND		1			1
Kroger - KRO03400316			1	100%	1

# COVID-19: testing by laboratory

Data through Mar 23, 2021 verified as of Mar 24, 2021 at 09:25 AM

Data in this report are provisional and subject to change.

The numbers in the table below represent the number of Florida and non-Florida residents for whom test results were received by the Department of Health. A person can be tested by more than one laboratory and can have both positive and negative results. **Therefore, the sum of the numbers in each column will be larger than the total number of people tested.**

Reporting lab	Inconclusive	Negative	Positive	Percent positive	Total
CVS MA654POCT ACTON		1			1
Terrace Glen Village		1			1
Pontotoc Health and Rehab		1			1
SHRIVERS PHARMACY AND WELLNESS CENTER			1	100%	1
LAREDO EMERGENCY ROOM			1	100%	1
CVS IN6536POCT KOKOMO		1			1
BRADENTON CONVENTION CENTER□			1	100%	1
MEDEXPRESS NORTHSIDE			1	100%	1
NEVADA RURAL HOUSING AUTHORITY			1	100%	1
LANTANA HC LAB			1	100%	1
WESTOX LABS		1			1
WVU MEDICINE AT SUNCREST TOWNE CENTRE			1	100%	1
SUMMIT COUNTY PUBLIC HEALTH DEPARTMENT			1	100%	1
TRADITIONAL MEDICINE CENTER			1	100%	1
DIRECT PRIMARY CARE OF BURLESON			1	100%	1
WILMINGTON NURSING AND REHAB			1	100%	1
STANDIFER PLACE		1			1
CORE OCCUPATIONAL MEDICINE			1	100%	1
CHATSWORTH ASSISTED LIVING COMMUNITY AT PGA NATIONAL			1	100%	1
CHATEAU TERREBONNE HEALTH CARE		1			1
METHODISM MIDLOTHIAN MEDICAL CENTER			1	100%	1
HAMPTON VAMC		1			1
REEVES COUNTY HOSPITAL DISTRICT			1	100%	1
BROOKDALE WEST PALM BEACH			1	100%	1
Mayfair Village Nursing Care Center		1			1
SOUTH TEXAS HEALTH SYSTEM ER - WARE ROAD			1	100%	1
WEST VIRGINIA LABORATORIES			1	100%	1
THE DOCTORS OFFICE OF BRICK, LLC		1			1
LANCASHIRE HALL NURSING AND REHABILITATION CENTER		1			1
CRYSTAL RIVER FIRE DEPARTMENT			1	100%	1
WEST FLORIDA MEDICAL ASSOCIATES PA			1	100%	1
ACCESS HEALTH CARE PHYSICIANS, LLC		1			1
Life Care Center of Auburn		1			1
CVS MA217POCT TEWKSBURY		1			1
LUMICO LIFE INSURANCE COMPANY		1			1
DORNOCH PLACE DEL PRADO		1			1
HEALTH CLINIC,THE		1			1
SILVERMAN			1	100%	1
UNIVERSITY OF MIAMI PRIMARY CARE SITE UMHC 3039			1	100%	1
MEDICAL ASSOCIATES OF PINELLAS - LAB			1	100%	1
Walgreens #19461		1			1
PATHLAB SERVICES			1	100%	1
PANCARE HEALTH - NORTHSIDE ELEMENTARY			1	100%	1
SEASONS HOSPICE AND PALLIATIVE CARE OF			1	100%	1
Kroger 367 - The Little Clinic Walton		1			1
TMH PHYSICIAN PARTNERS QUINCY			1	100%	1
EMERGENCY CARE SERVICES LAB AT JFK MEDICAL CENTER			1	100%	1



# COVID-19: testing by laboratory

Data through Mar 23, 2021 verified as of Mar 24, 2021 at 09:25 AM

Data in this report are provisional and subject to change.

The numbers in the table below represent the number of Florida and non-Florida residents for whom test results were received by the Department of Health. A person can be tested by more than one laboratory and can have both positive and negative results. **Therefore, the sum of the numbers in each column will be larger than the total number of people tested.**

Reporting lab	Inconclusive	Negative	Positive	Percent positive	Total
MEDEXPRESS URGENT CARE - HACKETTSTOWN		1			1
CVS TN5694POCT SODDY DAISY		1			1
BAYSTATE REFERENCE LABORATORY			1	100%	1
BAY AREA HOSPITAL LAB & HST		1			1
FLORHAM PARK ENDOSCOPY CENTER		1			1
HEALTH FIRST HOME CARE		1			1
LSU MEDICAL CENTER			1	100%	1
GOLDING-GRANADO MEDICAL ASSOCIATES		1			1
MINUTE CLINIC DIAGNOSTICS OF IN, LLC #6252		1			1
WY RETIREMENT CENTER		1			1
ADVANTA LABS, LLC		1			1
Kroger 923 - The Little Clinic Centerville		1			1
Kroger 682 - The Little Clinic Combs and Gantzel		1			1
EILEEN TURBESSI MD PA		1			1
BRIAN C GRINER MD LLC			1	100%	1
CVS NV2989POCT NORTH LAS VEGAS		1			1
RIDGE OPTUM FLORIDA			1	100%	1
PEDIATRIC ASSOCIATES OF ORLANDO			1	100%	1
WALGREENS #10854		1			1
ADVENTHEALTH MEDICAL GROUP OBSTETRICS			1	100%	1
Piedmont Crossing		1			1
PHYSICIANS IMMEDIATE CARE			1	100%	1
METHODIST HEALTHCARE - MEMPHIS HOSP		1			1
ORCHARD PARK HEALTH CARE AND REHABILITATION CENTER		1			1
CVS CT2210POCT RIVERSIDE		1			1
Highland Ave. Eye Clinic		1			1
ANSWERS RESOURCE FACILITY		1			1
BISHOP KEARNEY		1			1
ALLEGHENY GENERAL HOSPITAL			1	100%	1
HEBER VALLEY HOSPITAL			1	100%	1
THE NEW JEWISH HOME		1			1
LOUISIANA STATE LAB			1	100%	1
MEMORIALCARE LONG BEACH MEDICAL CENTER			1	100%	1
ADVANCED LABORATORY SERVICES			1	100%	1
SOUTH FLORIDA URGENT CARE CENTERS, LLC			1	100%	1
AL MANI HEALTH INSTUTUTE		1			1
ELKHART GENERAL HOSPITAL			1	100%	1
Lenbrook		1			1
Avera Sr. James Care Center		1			1
BETHESDA ON TURKEY CREEK			1	100%	1
OKLAHOMA BLOOD INSTITUTE			1	100%	1
NEW RIVER HEALTH DISTRICT			1	100%	1
ST CATHERINE HOSPITAL LABORATORY			1	100%	1
UMASS MEMORIAL MEDICAL CENTER, INC		1			1
Bay View Nursing and Rehabilitation Center			1	100%	1
SWIFTCARE URGENT CARE, PLLC			1	100%	1
COLER REHABILITATION AND NURSING CARE		1			1

# COVID-19: testing by laboratory

Data through Mar 23, 2021 verified as of Mar 24, 2021 at 09:25 AM

Data in this report are provisional and subject to change.

The numbers in the table below represent the number of Florida and non-Florida residents for whom test results were received by the Department of Health. A person can be tested by more than one laboratory and can have both positive and negative results. **Therefore, the sum of the numbers in each column will be larger than the total number of people tested.**

Reporting lab	Inconclusive	Negative	Positive	Percent positive	Total
SAINT FRANCIS HOSPITAL			1	100%	1
Grays Harbor Health and Rehabilitation		1			1
NATION'S BEST CARE HOME HEALTH			1	100%	1
Kroger 433 - The Little Clinic Atoka		1			1
Lopatcong Center		1			1
Eddy Memorial Geriatric Center		1			1
MOUNT SINAI MEDICAL CENTER OF FLORIDA INC			1	100%	1
Newton Wellesley Center for Alzheimer's Care		1			1
Trucare Living Centers - Columbus		1			1
NORTHSIDE FAMILY MEDICINE		1			1
USA Healthcare LTC, LLC - Folsom Center for Rehabilitation & Healthca		1			1
TUNIS STREET GROUP HOME		1			1
MALUHIA		1			1
VA Boston HCS-West Roxbury Division			1	100%	1
FAMILY MEDICAL CENTRE			1	100%	1
MISSOURI DEPT. OF HEALTH			1	100%	1
CENTRAL FLORIDA MEDICAL CARE			1	100%	1
UT HEALTH RIO GRANDE VALLEY PRIMARY CARE AT			1	100%	1
DAYTONA BEACH DIALYSIS			1	100%	1
AURORA HEALTH CARE METRO INC			1	100%	1
FREDERICK MEMORIAL HOSPITAL			1	100%	1
DOCTORS CARE - GREER		1			1
MAGGY PHARMACY INC		1			1
Englewood Health Care Center		1			1
ABINGTON MEMORIAL HOSPITAL			1	100%	1
PULMONARY MEDICINE		1			1
CSI LABORATORIES FLORIDA			1	100%	1
ACUPATH LABORATORIES INC			1	100%	1
YOUTH HEALTH CENTER OF HUNTINGTON		1			1
MARTIN ARMY COMMUNITY HOSPITAL			1	100%	1
FORT MYERS NORTH DIALYSIS		1			1
PM PEDIATRICS PC			1	100%	1
BASCOM PALMER-MICRO LAB			1	100%	1
THE CLINIC ON SIXTH			1	100%	1
MEDEXPRESS URGENT CARE CHICOPEE			1	100%	1
SALEM VAMC		1			1
BEACHSIDE DETOX		1			1
Brookcrest Nursing Home		1			1
CROSS CREEK HEALTH CARE		1			1
MEDPOST - NORTH DALLAS			1	100%	1
CARESPOT - OCOEE			1	100%	1
ST JOHNS EPISCOPAL HOSPITAL SOUTH SHORE		1			1
Kroger 717 - The Little Clinic Dolphin Drive			1	100%	1
PANCARE HEALTH - CARR ELEM & MIDDLE SCHOOL			1	100%	1
LOUIS A JOHNSON VAMC		1			1
FLAGLER HOME CARE			1	100%	1
HARDEN DIALYSIS		1			1

# COVID-19: testing by laboratory

Data through Mar 23, 2021 verified as of Mar 24, 2021 at 09:25 AM

Data in this report are provisional and subject to change.

The numbers in the table below represent the number of Florida and non-Florida residents for whom test results were received by the Department of Health. A person can be tested by more than one laboratory and can have both positive and negative results. **Therefore, the sum of the numbers in each column will be larger than the total number of people tested.**

Reporting lab	Inconclusive	Negative	Positive	Percent positive	Total
GREYSTONE HOME HEALTH OF GREATER ORLANDO LLC		1			1
HOWELL BRANCH COURT			1	100%	1
PARK AVENUE DERMATOLOGY NORTH			1	100%	1
COMMUNITY MEDICAL CARE			1	100%	1
CVS MI22230CV WAYNE COUNTY COMMUNITY COLLEGE			1	100%	1
MANHATTAN COLLEGE HEALTH SERVICES		1			1
LIFESPAN HEALTH - SELMER		1			1
WOMACK ARMY MEDICAL CENTER			1	100%	1
TRAVIS LEE THOMPSON MD			1	100%	1
CAH ACQUISITION COMPANY 11 LLC			1	100%	1
BAXTER REGIONAL MEDICAL CENTER			1	100%	1
CVS MA38POCT CHARLTON		1			1
LOURDES URGENT CARE			1	100%	1
TWIN			1	100%	1
Medilodge of Kalamazoo		1			1
Metairie Healthcare Center			1	100%	1
BROOKDALE AVONDALE (BU 04360)			1	100%	1
Birmingham Nursing & Rehab Center		1			1
INDIAN RIVER CLINICAL LABORATORY, INC.		1			1
MERCY GENERAL HOSPITAL			1	100%	1
SCRIPTS PLUS INC DBA THE MEDICINE SHOP		1			1
UF HEALTH - WILDLIGHT			1	100%	1
LOPEZ		1			1
PIONEER CLINICAL RESEARCH LLC			1	100%	1
Portsmouth Health and Rehab			1	100%	1
Kroger 519 - The Little Clinic Staples Mill Road		1			1
LABORATORY SERVICES SGHS - CAMDEN		1			1
BMC/NASSAU			1	100%	1
RIVIERA BEACH HEALTH CENTER LAB			1	100%	1
PHYSICIANS URGENT CARE			1	100%	1
TAMPA GENERAL MEDICAL GROUP LABORATORY HEALTHPARK			1	100%	1
FOUNDCARE HEALTH			1	100%	1
PHYSICIANS ASSOCIATES			1	100%	1
DOCTORS HEARING			1	100%	1
RAPID CITY REGIONAL HOSPITAL -579 ATTN. LABORATORY		1			1
TMH PHYSICIAN PARTNERS			1	100%	1
WEST PENSACOLA DIALYSIS CENTER			1	100%	1
NORTHEAST TEXAS DIALYSIS		1			1
PowerBack Piscataway Center		1			1
FLAGLER COUNTY BOARD OF COUNTY COMMISSIONERS			1	100%	1
DECATUR MORGAN HOSPITAL - DECATUR GENE		1			1
NHC Chattanooga			1	100%	1
PATIENT FIRST-GENERAL BOOTH			1	100%	1
BAPTIST HEALTH PRIMARY CARE AT DORAL			1	100%	1
bishop rehabilitation and nursing center		1			1
WMC HEALTH GROUP INC			1	100%	1
MEDEXPRESS URGENT CARE - LINDEN		1			1

# COVID-19: testing by laboratory

Data through Mar 23, 2021 verified as of Mar 24, 2021 at 09:25 AM

Data in this report are provisional and subject to change.

The numbers in the table below represent the number of Florida and non-Florida residents for whom test results were received by the Department of Health. A person can be tested by more than one laboratory and can have both positive and negative results. **Therefore, the sum of the numbers in each column will be larger than the total number of people tested.**

Reporting lab	Inconclusive	Negative	Positive	Percent positive	Total
ACCOMPLISHED HOME CARE		1			1
Summit Medical Group Morristown Oncology		1			1
BRITTNEY WHELIHAN IRWIN ARNP LLC			1	100%	1
CHRISTIAN REST HOME ASSOC		1			1
WMC HEALTH GROUP OF KISSIMMEE LLC			1	100%	1
Bethany Manor		1			1
CARE ADVANTAGE			1	100%	1
APPLECARE URGENT CARE			1	100%	1
Long Beach Care Center			1	100%	1
PEDIATRIC ASSOCIATES - MIAMI LAKES		1			1
WATERS EDGE ELEMENTARY SCHOOL			1	100%	1
JOSEPH REINA PHARMACY INC DBA JRX PHAR		1			1
Good Samaritan Society - Albion		1			1
HEART HOSPITAL OF LAFAYETTE: EMERGENCY ROOM			1	100%	1
MEDEXPRESS URGENT CARE - ST CLAIR, CLOVER DR.		1			1
Alexandria Place		1			1
MARQUETTE GENERAL HOSPITAL			1	100%	1
MY URGENT CARE CLINIC			1	100%	1
MEDICAL UNIVERSITY OF SOUTH CAROLINA			1	100%	1
CVS AZ3749POCT GOODYEAR		1			1
CHIPLEY DIALYSIS			1	100%	1
CVS AZ7855POCT TUCSON		1			1
CVS CT692POCT NORTH HAVEN		1			1
PROVIDENCE ST. PATRICK HOSPITAL			1	100%	1
HIGHLANDS CLINICAL LABORATORY			1	100%	1
MYCLINIC, INC			1	100%	1
MEDCOR CORPORATE CLINIC			1	100%	1
EASTSIDE URGENT CARE			1	100%	1
CLEVELAND CLINIC FLORIDA LAB			1	100%	1
CELEBRATION HOSPITAL			1	100%	1
CVS OH6167POCT ASHLAND		1			1
PATHOLOGY		1			1
ELEMENTS PHARMACY			1	100%	1
MISSION HOSPITAL – MEMORIAL CAMPUS			1	100%	1
CLINICAL PATHOLOGY LABORATORIES SOUTHEAST INC			1	100%	1
MEDCARE-GARNERS FERRY			1	100%	1
AUGUSTA HEALTH CLINICAL LABORATORY			1	100%	1
WEST COAST CLINICAL LABS INC			1	100%	1
AHC Dyersburg		1			1
TRUMAN MEDICAL CENTER - HOSPITAL HILL			1	100%	1
SUMMERLIN MEDICAL CENTRE			1	100%	1
ALPHA CLINICAL LABORATORY CORP.			1	100%	1
SIGNATURE CARE MEMORIAL CITY			1	100%	1
SPECIALTY MOLECULAR - DENVER			1	100%	1
ALPHA 1 ANTITRYPSIN RESEARCH PROGRAM			1	100%	1
Villages of St.Peters		1			1
PALM COAST DRAW STATION/AMERICAN HEALTH ASSOCIATES		1			1

# COVID-19: testing by laboratory

Data through Mar 23, 2021 verified as of Mar 24, 2021 at 09:25 AM

Data in this report are provisional and subject to change.

The numbers in the table below represent the number of Florida and non-Florida residents for whom test results were received by the Department of Health. A person can be tested by more than one laboratory and can have both positive and negative results. **Therefore, the sum of the numbers in each column will be larger than the total number of people tested.**

Reporting lab	Inconclusive	Negative	Positive	Percent positive	Total
NEMOURS CHILDREN'S PRIMARY CARE			1	100%	1
PEDIATRIC PARTNERS OF ZEPHYRHILLS PA			1	100%	1
LABONE		1			1
Kroger 524 - The Little Clinic Iron Bridge Road		1			1
CLEMENT J ZABLOCKI VAMC		1			1
BLACK SHEEP MEDICAL			1	100%	1
DORAL KIDNEY CENTER			1	100%	1
OPCO LLC LEGACY NURSING AND REHABILITA		1			1
FLORIDA HEART AND VASCULAR MULTISPECIALTY GROUP PA			1	100%	1
SUMMIT LABORATORY			1	100%	1
ROBINSON FAMILY CLINIC PA			1	100%	1
Central Park Healthcare & Rehabilitation Center		1			1
MARYLAND DEPARTMENT OF HEALTH AND MENTAL HYGIENE-LABORATORIES			1	100%	1
SONNI'S PEDIATRICS			1	100%	1
FIU HEALTH CARE CENTER			1	100%	1
SKY RIDGE MEDICAL CENTER - MICRO			1	100%	1
Village Green Health & Rehabilitation		1			1
SANCHEZ CAZAU MEDICAL GROUP			1	100%	1
Kroger 379 - The Little Clinic Stony Brook		1			1
SHAMRA MEDICAL LABORATORY			1	100%	1
HOUSTON DEPARTMENT OF HEALTH AND HUMAN SERVICES			1	100%	1
CONVENIENT MEDICAL AND HEALTH SERVICES			1	100%	1
CARDIOLOGY AND FITNESS MEDICINE		1			1
MORNINGSIDE NURSING AND REHABILITATION		1			1
FRONT PORCH PEDIATRICS PLLC			1	100%	1
CVS CA9145POCT SANTEE			1	100%	1
RM PHARMACY SERVICES INC		1			1
HACKENSACK UNIVERSITY MEDICAL CENTER		1			1
Grand Junction VAMC		1			1
Kroger 629 - The Little Clinic Cartersville, GA Hwy 41		1			1
CHI ST ALEXIUS TRANSITIONAL CARE UNIT		1			1
ORMC-ARDEN/EOI			1	100%	1
CVS CA9823POCT SACRAMENTO		1			1
WINDERMERE PEDIATRICS			1	100%	1
GOOD SAMARITAN SOCIETY - DE SMET		1			1
FREDERICK AVENUE GROUP HOME		1			1
PORTSMOUTH REG. HOSPITAL			1	100%	1
CLERMONT HEALTH DEPARTMENT			1	100%	1
St. Anne Home		1			1
COLONIAL HEALTH CARE		1			1
ALL PEDIATRIC CARE PA			1	100%	1
DEERFIELD BEACH REHABILITATION AND NURSING			1	100%	1
SHANNON MEDICAL CENTER			1	100%	1
DE TAR HOSPITAL			1	100%	1
DR JAMES D FORBES FAMILY CARE CENTER			1	100%	1
MY INSTADOC - HOWELL URGENT CARE		1			1
Waters of Covington		1			1



# COVID-19: testing by laboratory

Data through Mar 23, 2021 verified as of Mar 24, 2021 at 09:25 AM

Data in this report are provisional and subject to change.

The numbers in the table below represent the number of Florida and non-Florida residents for whom test results were received by the Department of Health. A person can be tested by more than one laboratory and can have both positive and negative results. **Therefore, the sum of the numbers in each column will be larger than the total number of people tested.**

Reporting lab	Inconclusive	Negative	Positive	Percent positive	Total
DOCTORS AFTER HOURS URGENT CARE CENTER			1	100%	1
MARTIN MEMORIAL MEDICENTER			1	100%	1
WEST BOCA MEDICAL CENTER			1	100%	1
Kroger 83 - The Little Clinic Rock Road		1			1
NULEASE MEDICAL SOLUTIONS			1	100%	1
CARE CENTER OF LAKE PLACID			1	100%	1
NAVARRO MEDICAL CENTERS LLC			1	100%	1
HHCS PHARMACY INC			1	100%	1
DIXIE REGIONAL MEDICAL CENTER			1	100%	1
Moab Regional Hospital			1	100%	1
Courtenay Springs Village			1	100%	1
PASTEUR MEDICAL CENTER LLC		1			1
CURA LABORATORY SERVICES			1	100%	1
Kroger 968 - The Little Clinic Colerain Township		1			1
ST VINCENTS OUTPATIENT IMAGING		1			1
UNLIMITED MEDICAL SERVICES OF FL PL DBA		1			1
BRIGHAM YOUNG UNIV STUDENT HEALTH CTR			1	100%	1
MIDWAY SPECIALTY CARE CENTER INC		1			1
ODYSSEY HEALTH CARE OF MARION COUNTY LLC		1			1
KINGWOOD EMERGENCY HOSPITAL			1	100%	1
UMMC MIDTOWN CAMPUS			1	100%	1
NULL			1	100%	1
FAMILY PHYSICIANS OF WINTER PARK, INC			1	100%	1
Tremont Health & Rehabilitation Center		1			1
ARNOLD PALMER HOSPITAL LAB POCT		1			1
Abernethy Laurels		1			1
FAMILY PRACTICE ASSOCIATES		1			1
WELLSTAR COBB HOSPITAL			1	100%	1
Juniper Village at Bucks County		1			1
ALAFAYA WOODS FAMILY MEDICAL CENTER		1			1
THE CHILDREN'S HOSPITAL OF PHILADELPHIA		1			1
ROAN MOUNTAIN MEDICAL CENTER			1	100%	1
SHARON REGIONAL MEDICAL CENTER			1	100%	1
SHANDSCAIR FLIGHT PROGRAM			1	100%	1
DIGNITY HEALING LLC			1	100%	1
NORTH SHORE HEMATOLOGY-ONCOLOGY ASSOCI		1			1
ADVENT HEALTH - OWASA			1	100%	1
PALMETTO CHARTER SCHOOL□		1			1
CLUB HEALTH AND REHABILITATION CENTER, THE		1			1
HOLSTON MEDICAL GROUP		1			1
LAB PLUS, LLC			1	100%	1
Oakmont of Katy Nursing and Rehabilitation		1			1
ADVANCED CARDIOVASCULAR DIAGNOSTICS OF FL			1	100%	1
NF Escambia, LLC DBA Olive BranchHealth and Rehabilitaion Center			1	100%	1
CVS CA8861POCT BUENA PARK		1			1
VELOCITY URGENT CARE - REDMILL			1	100%	1
WINTER HAVEN DIALYSIS		1			1

# COVID-19: testing by laboratory

Data through Mar 23, 2021 verified as of Mar 24, 2021 at 09:25 AM

Data in this report are provisional and subject to change.

The numbers in the table below represent the number of Florida and non-Florida residents for whom test results were received by the Department of Health. A person can be tested by more than one laboratory and can have both positive and negative results. **Therefore, the sum of the numbers in each column will be larger than the total number of people tested.**

Reporting lab	Inconclusive	Negative	Positive	Percent positive	Total
ARBOR DIAGNOSTICS, INC		1			1
ADDINGTON PLACE EAST LAKE		1			1
MERCYONE DES MOINES MEDICAL CENTER			1	100%	1
Orange City Nursing and Rehab Center			1	100%	1
WOODHILLS LABS			1	100%	1
SUPERKIDS PEDIATRICS			1	100%	1
NHC HealthCare St. Charles		1			1
PCR DIAGNOSTICS			1	100%	1
CHP COVID-19 (TX)			1	100%	1
ST LUKE LUTHERAN HOME		1			1
CVS PHARMACY INC DBA CVS/PHARMACY # 10600		1			1
MICROBIOLOGY DEPARTMENT			1	100%	1
ACCURATE HEALTH SERVICES CORP			1	100%	1
HOSPICE OF MARION COUNTY INC			1	100%	1
RAMBAM URGENT CARE			1	100%	1
CVS IL5797POCT CAROL STREAM		1			1
ST JOHN'S HOME CARE			1	100%	1
Chateau Dville Rehab & Retirement		1			1
ST. PETERSBURG PEDIATRICS-SEMINOLE			1	100%	1
BREVARD FAMILY WALK IN CLINIC			1	100%	1
PATHOLOGYT & LAB MEDICINE SERVICES			1	100%	1
PALACE CARE AND REHAB		1			1
Kroger 909 - The Little Clinic Hamilton			1	100%	1
ARIZONA STATE LABORATORY			1	100%	1
EVENING PEDIATRICS INC			1	100%	1
FLORIDA HOSPITAL ORMOND BEACH			1	100%	1
CVS NV9586POCT RENO		1			1
Good Samaritan Society - Mountian Lake		1			1
LAKE MARY DIALYSIS			1	100%	1
TARRYTOWN PHARMACY			1	100%	1
RAPID MEDLAB (002MO)		1			1
JOHN D. ARCHBOLD MEMORIAL HOSPITAL			1	100%	1
COSTAMED GRUPO MEDICO			1	100%	1
DOCTOR TODAY URGENT CARE			1	100%	1
Glenview Terrace Nursing Center		1			1
NORTH MIAMI BEACH SURGICAL CENTER			1	100%	1
Elderwood at Lancaster		1			1
PROFESSIONAL DIALYSIS CENTER			1	100%	1
DONALSONVILLE HOSPITAL			1	100%	1
MOBILE HEALTH MEDICAL SERVICES PC		1			1
Piqua Manor		1			1
URGENT CARE OF FORT LAUDERDALE INC			1	100%	1
CVS KS8573POCT OVERLAND PARK		1			1
ELAN MANATEE			1	100%	1
FELD ENTERTAINMENT			1	100%	1
Redwood Springs Healthcare			1	100%	1
SOMA MEDICAL CENTER PA #2 OAKLAND			1	100%	1

# COVID-19: testing by laboratory

Data through Mar 23, 2021 verified as of Mar 24, 2021 at 09:25 AM

Data in this report are provisional and subject to change.

The numbers in the table below represent the number of Florida and non-Florida residents for whom test results were received by the Department of Health. A person can be tested by more than one laboratory and can have both positive and negative results. **Therefore, the sum of the numbers in each column will be larger than the total number of people tested.**

Reporting lab	Inconclusive	Negative	Positive	Percent positive	Total
ADVANCED URGENT CARE PLLC		1			1
A PATTERN MEDICAL CLINIC		1			1
BEAUMONT HOSPITAL, GROSSE POINTE			1	100%	1
MEDCARE QUALITY MEDICAL CENTER LLC			1	100%	1
Village Crest Center for Health & Rehabilitation		1			1
MOBILE MEDICAL CLINIC			1	100%	1
POINTE MEDICAL SERVICES INC			1	100%	1
FAMILY MEDICINE AT CELEBRATION		1			1
LEHIGH REGIONAL WOUND CENTER			1	100%	1
HARBOR OAKS GOLDEN YEARS			1	100%	1
METROWEST MEDICAL CENTER - FRAMINGHAM			1	100%	1
CARESOUTH HHA HOLDINGS OF VIRGINIA, LLC			1	100%	1
Kroger 410 - The Little Clinic Trinity		1			1
ABE'S GARDEN/PARK MANOR APARTMENTS		1			1
IMMEDIATE CARE MEDICAL CENTER			1	100%	1
EXAC CARE CROSSVILLE		1			1
MEDEXPRESS URGENT CARE, EDWARDSVILLE		1			1
Walgreens #10851		1			1
VETERANS AFFAIRS MEDICAL CENTER - EAST ORANGE			1	100%	1
SAINT AGNES HOSPITAL			1	100%	1
GABRIELA GOLDSTEIN MD PA			1	100%	1
NORTHEAST BAPTIST HOSPITAL			1	100%	1
CORNERSTONE OF RECOVERY INC		1			1
MEDEXPRESS URGENT CARE - WAYNESBURG		1			1
SEVEN HILLS HEALTHCARE GROUP LLC DBA		1			1
SPRING VALLEY HOSPITAL MEDICAL CENTER			1	100%	1
MILLERSVILLE UNIVERSITY HEALTH SERVICE		1			1
STATE OF ALASKA			1	100%	1
NAVAL BRANCH HEALTH CLINIC			1	100%	1
NEW ERA HEALTH CENTER INC		1			1
LEE HEALTH KIDS URGENT CARE		1			1
CLINICAL TRIALS OF TAMPA LLC		1			1
WEST FLORIDA MEDICAL ASSOCIATES			1	100%	1
SUTTER GOULD MEDICAL FOUNDATION			1	100%	1
MEDSTAR URGENT CARE, LLC			1	100%	1
ELLIS HOSPITAL URGENT CARE CENTER LAB		1			1
LARKIN COMMUNITY HOSPITAL PALM SPRINGS CAMPUS			1	100%	1
St Mary's d'Youville Pavilion		1			1
CATHEDRAL GERONTOLOGY CENTER DBA CATHEDRAL CARES			1	100%	1
WESTON COUNTY HEALTH SERVICES			1	100%	1
Victoria Manor		1			1
Kroger 618 - The Little Clinic Trail Creek Village		1			1
FREEPORT ER DOX URGENT CARE		1			1
LITTLE COMPANY OF MARY HOSPITAL			1	100%	1
INTERNAL MEDICINE ASSOCIATES		1			1
Maple Lane Nursing Home		1			1
KENNEDY BOULEVARD DIALYSIS			1	100%	1

# COVID-19: testing by laboratory

Data through Mar 23, 2021 verified as of Mar 24, 2021 at 09:25 AM

Data in this report are provisional and subject to change.

The numbers in the table below represent the number of Florida and non-Florida residents for whom test results were received by the Department of Health. A person can be tested by more than one laboratory and can have both positive and negative results. **Therefore, the sum of the numbers in each column will be larger than the total number of people tested.**

Reporting lab	Inconclusive	Negative	Positive	Percent positive	Total
CVS IL2297652CV CHICAGO		1			1
HALE KUPUNA HERITAGE HOME		1			1
PRACTITIONERS IN MOTION			1	100%	1
MARINA DEL REY HOSPITAL LAB			1	100%	1
HEALTH ALLIANCE			1	100%	1
KID FIXERS		1			1
LCMC LAB SUBSECTION		1			1
Lutheran Community at Telford		1			1
KNOX COMMUNITY HOSPITAL			1	100%	1
Smg/North Jersey Hematology & Oncology		1			1
KATHY L ANDERSON DO PA			1	100%	1
BRADENTON DIALYSIS			1	100%	1
GARDENS PEDIATRICS LAB			1	100%	1
TILE PHARMACY		1			1
Towne Manor West		1			1
LABORATORIO MEDICO CENTRAL CONDOMINO MD			1	100%	1
FAMILY & INTERNAL MEDICINE CENTER		1			1
BRIDGEWAY CENTER INC			1	100%	1
FHPG INTERNAL MEDICINE OF BRANDON			1	100%	1
Cooperstown Center for Nursing and Rehabillitation		1			1
BOCA RATON PHYSICIANS PA			1	100%	1
ST. LUKE'S HOSPITAL			1	100%	1
Integrity Healthcare of Carbondale			1	100%	1
MANCHESTER COMMONS		1			1
JERSEY IRISH MEDICAL (DBA AFC URGENT C			1	100%	1
BAPTIST ASI			1	100%	1
CVS OH6164POCT DELAWARE		1			1
PUBLIX PHARMACY #1048		1			1
ASHLEY PEDICATRICS DAY AND NIGHT CLINIC			1	100%	1
MED TECH CLINICAL LABORATORY		1			1
LADY LAKE FAMILY MEDICINE			1	100%	1
WALGREENS # 09788		1			1
LAKE VISTA DIALYSIS			1	100%	1
HEALTH PLUS SUNRISE MEDICAL OFFICE			1	100%	1
WINCHESTER HOSPITAL			1	100%	1
NANCY M WORTHINGTON MD PA			1	100%	1
CONCIERGE INTERNAL MEDICINE ASSOCIATES			1	100%	1
JOHNSON MEDICAL SERVICES			1	100%	1
SUSAN F. WILLIAMS M.D., P.A.			1	100%	1
CVS PA10825POCT PLYMOUTH MEETING		1			1
Garden Villa Bedford		1			1
LEGACY SPECIALTY PHARMACY CORP			1	100%	1
PINNACLE PAIN CENTER PS DBA LYNX HEALTHCARE		1			1
Kroger - KR070600172		1			1
YOUR HEALTH PEDIATRICS INC			1	100%	1
BARRINGTON TERRACE NAPLES			1	100%	1
DAUGHTERS OF SARAH NURSING CENTER		1			1

# COVID-19: testing by laboratory

Data through Mar 23, 2021 verified as of Mar 24, 2021 at 09:25 AM

Data in this report are provisional and subject to change.

The numbers in the table below represent the number of Florida and non-Florida residents for whom test results were received by the Department of Health. A person can be tested by more than one laboratory and can have both positive and negative results. **Therefore, the sum of the numbers in each column will be larger than the total number of people tested.**

Reporting lab	Inconclusive	Negative	Positive	Percent positive	Total
ONPOINT URGENT CARE			1	100%	1
PM PEDIATRICS OF BAYSIDE, PLLC		1			1
NORTH SHORE HEMATOLOGY-ONCOLOGY ASSOCIATES		1			1
FLORIDA STATE UNIVERSITY HEALTH SERVICES			1	100%	1
CENTRAL TX URGENT CARE			1	100%	1
CHRISTUS GOOD SHEPHERD MEDICAL CENTER			1	100%	1
MADISON AT OVIEDO			1	100%	1
STANLY REGIONAL MEDICAL CENTER			1	100%	1
COSTCO PHARMACY #1023			1	100%	1
MOBILE INFIRMARY MEDICAL CENTER			1	100%	1
HUDSON REGIONAL HOSPITAL			1	100%	1
INTEGRATED GENETICS SEQUENOM		1			1
NCH HEALTHCARE CREEKSIDE ENDOSCOPY			1	100%	1
NICKLAUS CHILDREN'S DORAL OUTPATIENT CENTER			1	100%	1
ADVENT HEALTH MEDICAL GROUP MULTISPECIALTY			1	100%	1
CVS CA9103POCT ESCONDIDO		1			1
ADVENTHEALTH MEDICAL GROUP PEDIATRICS DIABETES &			1	100%	1
SC-GA2018 MCCORMICK REHAB & HEALTHCARE		1			1
AML DIAGNOSTICS- ADV TESTING IN METABOLIC MEDICINE			1	100%	1
ICARE		1			1
NORTHSIDE HOSPITAL DULUTH			1	100%	1
VERMONT DEPT OF HEALTH LABORATORY			1	100%	1
WALK IN MEDICAL URGENT CARE PC		1			1
SLIDELL MEMORIAL HOSPITAL			1	100%	1
Signature Healthcare of Palm Beach			1	100%	1
NHLS			1	100%	1
DOCTORS CARE - AIKEN MALL			1	100%	1
UT HEALTH RGV CLINICAL LABORATORY			1	100%	1
WELLMED AT LINEBAUGH AVE			1	100%	1
Lakeland Nursing and Rehabilitation Center LLC		1			1
RESIDENCES AT MIAMI / REIGN GARDENS LLC, THE			1	100%	1
15 TO KNOW			1	100%	1
Kroger - KR070300083			1	100%	1
CVS IN6555POCT BROWNSBURG		1			1
Country View of Sunbury			1	100%	1
ORMOND PEDIATRICS PA			1	100%	1
PROVIDENCE ST PETER HOSPITAL		1			1
FIT4LIFE MEDICAL CENTER			1	100%	1
WALGREEN#12147		1			1
MORGAN STANELY HEALTH CENTER		1			1
TREASURE COAST PRIMARY CARE		1			1
Hearthstone Nursing and Rehabilitation Center		1			1
CVS NE5863POCT OMAHA		1			1
DAYTONA BEACH CENTRA CARE			1	100%	1
ESOTERIC LAB			1	100%	1
THOMAS HOSPITAL			1	100%	1
NEW YORK PRESBYTERIAN HOSPITAL			1	100%	1



# COVID-19: testing by laboratory

Data through Mar 23, 2021 verified as of Mar 24, 2021 at 09:25 AM

Data in this report are provisional and subject to change.

The numbers in the table below represent the number of Florida and non-Florida residents for whom test results were received by the Department of Health. A person can be tested by more than one laboratory and can have both positive and negative results. **Therefore, the sum of the numbers in each column will be larger than the total number of people tested.**

Reporting lab	Inconclusive	Negative	Positive	Percent positive	Total
MERCY HOME		1			1
RIVERSIDE REGIONAL MED CENTER			1	100%	1
West Bay of Tampa Center			1	100%	1
Brattleboro Crossings LLC dba Pine Heights at Brattleboro		1			1
Overton Brooks VAMC		1			1
Kroger 541 - The Little Clinic Long Hollow Pike		1			1
MED FIRST IMMEDIATE CARE AND FAMILY PRACTICE			1	100%	1
UNIVERSITY OF NORTH CAROLINA HOSPITALS			1	100%	1
OASIS FAMILY RESORT IN THE SPRINGS LLC		1			1
Walgreens #9620		1			1
Altenheim Senior Living		1			1
CVS AZ4795POCT MESA		1			1
Seal Rock Healthcare		1			1
JOHN PETER SMITH HOSPITAL- OB TRIAGE			1	100%	1
MEMORIAL SATILLA HEALTH			1	100%	1
ASHLEY PEDIATRICS DAY & NIGHT CLINIC			1	100%	1
SONORAN DESERT PATHOLOGY			1	100%	1
TOXUSALABS DBA CONNECTDX LABS		1			1
FASTMED URGENT CARE			1	100%	1
SAINT JOSEPH'S HOSPITAL AND MEDICAL CENTER		1			1
Kroger 086 - The Little Clinic Broomfield-Sheridan		1			1
ARISTACARE AT MANCHESTER		1			1
PATHOLOGY ASSOCIATES			1	100%	1
Garden View Care Center at Dougherty Ferry		1			1
WINDSOR MANOR			1	100%	1
ORDRS, INC.			1	100%	1
PRIMARY CARE GROUP LLC		1			1
Eagle Point Health Care Center		1			1
PENINSULA REGIONAL MED CTR LAB			1	100%	1
Woodstock Nursing and Rehabilitation Center		1			1
LEESBURG DIALYSIS CENTER		1			1
BATESVILLE - SHERWOOD URGENT CARE			1	100%	1
RIVERSIDE PEDIATRIC GROUP, INC		1			1
CAREFIRST URGENT CARE - BEECHMONT			1	100%	1
MINUTECLINIC DIAGNOSTIC OF NH, LLC (CL		1			1
KROGER 785 - THE LITTLE CLINIC DIXIE HWY		1			1
XSTREMEMD			1	100%	1
INTERNAL MEDICINE EMILIA MURRAY MD PA		1			1
St. Ann Rehabilitation and Nursing Center		1			1
AdventHealth Care Center Zephyrhills North			1	100%	1
Kroger 569 - The Little Clinic Gallatin		1			1
LAKE REGIONAL HEALTH			1	100%	1
The Carrington		1			1
Wilkes-Barre VAMC		1			1
LAB PLUS, LLC AT ASCENSION SAINT THOMA		1			1
MOSOLF PEDIATRICS PA			1	100%	1
IMMY LABS			1	100%	1

# COVID-19: testing by laboratory

Data through Mar 23, 2021 verified as of Mar 24, 2021 at 09:25 AM

Data in this report are provisional and subject to change.

The numbers in the table below represent the number of Florida and non-Florida residents for whom test results were received by the Department of Health. A person can be tested by more than one laboratory and can have both positive and negative results. **Therefore, the sum of the numbers in each column will be larger than the total number of people tested.**

Reporting lab	Inconclusive	Negative	Positive	Percent positive	Total
Kroger 532 - The Little Clinic Murfreesboro		1			1
BROOKDALE FORT WALTON BEACH			1	100%	1
MAYO MEDICAL LABORATORIES			1	100%	1
SELF REGIONAL HEALTHCARE			1	100%	1
SOUTHEASTERN INTEGRATED MEDICAL PL			1	100%	1
MERITUS MEDICAL CENTER			1	100%	1
AFTER HOURS CLINIC			1	100%	1
MISSOURI DEPARTMENT OF HEALTH AND SENIOR SERVICES - STATE PH LAB		1			1
LEE MEMORIAL HOSPITAL OUTPATIENT SURGERY CENTER			1	100%	1
UF HEALTH THE VILLAGES			1	100%	1
FIRST CARE OF GAINESVILLE			1	100%	1
LONG ISLAND MINIMALLY INVASIVE SURGERY		1			1
Kroger 929 - The Little Clinic Corryville		1			1
CORDOVA FAMILY PRACTICE			1	100%	1
APOLLOMDX LLC			1	100%	1
MEDEXPRESS URGENT CARE, MILLCREEK		1			1
EXCEPTIONAL EMERGENCY CENTER			1	100%	1
BRUSHY CREEK FAMILY HOSPITAL			1	100%	1
UNITED HEALTHCARE			1	100%	1
PRIMARY & URGENT CARE CENTERS			1	100%	1
PUBLIX PHARMACY #0332		1			1
APS-SUMMIT CARE PHARMACY, LLC DBA OMNICARE		1			1
WRIGHT PATTERSON AFB MEDICAL CENTER			1	100%	1
CHI ST. LUKE'S HEALTH BCM MEDICAL CENTER			1	100%	1
TREASURE COAST COMMUNITY HEALTH INC			1	100%	1
Louis Stokes Cleveland VA - Midtown Dialysis Center		1			1
NORDX			1	100%	1
BAM INC		1			1
FLORIDA DEPARTMENT OF HEALTH IN CITRUS COUNTY		1			1
EASTSIDE MEDICAL CLINIC		1			1
WEST FLORIDA HOSPITAL LABORATORY			1	100%	1
Regency Square			1	100%	1
CVS AZ3264POCT PHOENIX			1	100%	1
VICTORIA PAIN AND REHABILITATION CENTER			1	100%	1
FRESENIUS KIDNEY CARE OCALA			1	100%	1
Bivins Pointe			1	100%	1
OPTIMAL MEDICINE INC		1			1
VISTA DEL SOL MED ASSOC		1			1
Harbert Hills Academy Nursing Home		1			1
PALM SPRINGS GENERAL HOSPITAL			1	100%	1
LIFE CARE CENTER OF GWINNETT		1			1
ANDREWS INSTITUTE AMBULATORY SURGERY CENTER		1			1
El Paso Health Care Center			1	100%	1
PUTNAM CO HOSPITAL-D/B/A ASBURY TOWERS		1			1
RESTORE MEDICAL PARTNERS PLLC			1	100%	1
SISTERS MISSION			1	100%	1
HAVASU REGIONAL MEDICAL CENTER			1	100%	1

# COVID-19: testing by laboratory

Data through Mar 23, 2021 verified as of Mar 24, 2021 at 09:25 AM

Data in this report are provisional and subject to change.

The numbers in the table below represent the number of Florida and non-Florida residents for whom test results were received by the Department of Health. A person can be tested by more than one laboratory and can have both positive and negative results. **Therefore, the sum of the numbers in each column will be larger than the total number of people tested.**

Reporting lab	Inconclusive	Negative	Positive	Percent positive	Total
PHYSICIANS PRIMARY CARE LEHIGH PEDS			1	100%	1
NORTH BREVARD CHILDRENS MEDICAL CENTER			1	100%	1
MEDEXPRESS URGENT CARE - PATRICK STREE			1	100%	1
UNIVERSITY OF FLORIDA			1	100%	1
EDWARD HOSPITAL			1	100%	1
FAIRHAVEN		1			1
ULTIMATE ANALYSIS LABORATORY			1	100%	1
WELLOW URGENT CARE-OSWEGO			1	100%	1
HOSPITALS OF PROVIDENCE TRANSMOUNTAIN CAMPUS, THE			1	100%	1
HENRICO DOCTOR'S LABORATORY			1	100%	1
TRIDENT ANTI AGING LLC			1	100%	1
IVAN, MAYA			1	100%	1
CAROMONT HEALTH			1	100%	1
KISSIMMEE HOME TRAINING		1			1
Crowne Place Assisted Living		1			1
CARBON HEALTH			1	100%	1
DUKE UNIVERSITY POINT OF CARE TESTING PROGRAM			1	100%	1
LAKE COMMUNITY ACTION AGENCY		1			1
NEW SMYRNA BEACH AMBULATORY CARE CTR			1	100%	1
CVS TX1057POCT SAN ANTONIO		1			1
VIP FAMILY PRACTICE			1	100%	1
WAYCROSS INTRTNAL MEDICINE			1	100%	1
Quince Nursing and Rehabilitation Center		1			1
Sanford Health & Rehabilitation			1	100%	1
Vibrallife of El Paso Rehabilitation Center			1	100%	1
PARTNERS IN PRIMARY CARE		1			1
MINNESOTA HERITAGE HOUSE		1			1
HAWAII DEPARTMENT OF HEALTH LAB			1	100%	1
WVU MEDICINE - WESTON			1	100%	1
UHS BINGHAMTON GENERAL			1	100%	1
Kroger 395 - The Little Clinic Blanchester		1			1
ORMOND BEACH DIALYSIS			1	100%	1
MERITER LABORATORIES			1	100%	1
LPG PRIMARY CARE AT LABELLE			1	100%	1
DOCTORS CHOICE HOME CARE INC			1	100%	1
BAPTIST HOSPITAL LABORATORY			1	100%	1
MEDICAL CENTER			1	100%	1
Kroger 753 - The Little Clinic Goss Avenue		1			1
MEDERI CARETENDERS VS OF SE FL LLC DBA			1	100%	1
CVS TX7431POCT ROWLETT		1			1
Manor Care Health Care Services - Williamsport North		1			1
AUTUMN CARE OF STATESVILLE, LLC		1			1
VAULT MEDICAL SERVICES			1	100%	1
APPLECARE URGENT CARE KINGSLAND			1	100%	1
WELLCARE URGENT CARE			1	100%	1
COLLIER BLVD HMA PHYSICIANS MANAGEMENT LLC			1	100%	1
WALGREENS #06025		1			1

# COVID-19: testing by laboratory

Data through Mar 23, 2021 verified as of Mar 24, 2021 at 09:25 AM

Data in this report are provisional and subject to change.

The numbers in the table below represent the number of Florida and non-Florida residents for whom test results were received by the Department of Health. A person can be tested by more than one laboratory and can have both positive and negative results. **Therefore, the sum of the numbers in each column will be larger than the total number of people tested.**

Reporting lab	Inconclusive	Negative	Positive	Percent positive	Total
PROGRESSIVE MEDICAL LAB LLC			1	100%	1
Kroger 419 - The Little Clinic Farmington/Exeter		1			1
AVALON MEDICAL GROUP			1	100%	1
MISSION HOSPITAL			1	100%	1
ENT & ALLERGY ASSOCIATES, LLP - SLEEPY HOLLOW (ABBOTT)		1			1
BAPTIST HEALTH FLOYD			1	100%	1
PALM BEACH COUNTY HEALTH DEPT.			1	100%	1
COLUMBIA CREST CARE & RAHAB		1			1
UNITYPOINT HEALTH TRINITY			1	100%	1
CLEVELAND CLINIC AKRON GENERAL			1	100%	1
QUICKCARE HEALTH, INC			1	100%	1
BROOKDALE FORT MYERS LAKES PARK			1	100%	1
HCA HOUSTON ER 24/7			1	100%	1
Kroger 825 - The Little Clinic Dorothy Lane		1			1
TEMPUS_LABS			1	100%	1
Kroger 447 - The Little Clinic Lebanon		1			1
Vi at Aventura		1			1
ABBOTT LABORATORIES - OCCUPATIONAL HEALTH SERVICES			1	100%	1
WELLMED AT SOUTH STUART		1			1
CARE STATION MEDICAL GROUP		1			1
SAINT ALPHONSUS REGIONAL MEDICAL CENTER			1	100%	1
FAST PACE URGENT CARE			1	100%	1
CHC SOUTHWEST FLORIDA LAB-LIVE			1	100%	1
CHILTON MEDICAL CENTER		1			1
Brookdale Southside			1	100%	1
LIBERTY HEALTH CENTER			1	100%	1
CVS MA1875POCT ASHLAND			1	100%	1
Keller Landing Center		1			1
Longwood Community Living Center		1			1
BAPTIST HEALTH EXPRESS CARE			1	100%	1
Brio of Johnston		1			1
DEVLAB, LLC			1	100%	1
LABTEST LLC LABTEST DIAGNOSTICS			1	100%	1
Kroger 49 - The Little Clinic Wichita - 21st St.			1	100%	1
CORPUS CHRISTI MEDICAL CENTER			1	100%	1
COMMONWEALTH OF VIRGINIA DIVISION OF CONSOLIDATED LABORATORY SERVICES			1	100%	1
PASTEUR MEDICAL HIALEAH GARDEN LLC			1	100%	1
SPARTA HEALTH & REHAB		1			1
BALLAD HEALTH MEDICAL ASSOCIATES URGENT CARE			1	100%	1
DW MCMILLAN MEMORIAL HOSPITAL LABORATORY			1	100%	1
MEDEXPRESS URGENT CARE-VINLAND SOUTH			1	100%	1
			1	100%	1
ASCENSION ST VINCENT'S - WESTSIDE			1	100%	1
Kroger 57 - The Little Clinic Jay C Charlestown		1			1
ENCOMPASS HEALTH REHABILITATION HOSPITAL OF MIAMI			1	100%	1
DEACONESS URGENT CARE CENTER			1	100%	1
NORTH PALM BEACH DIALYSIS CENTER			1	100%	1

# COVID-19: testing by laboratory

Data through Mar 23, 2021 verified as of Mar 24, 2021 at 09:25 AM

Data in this report are provisional and subject to change.

The numbers in the table below represent the number of Florida and non-Florida residents for whom test results were received by the Department of Health. A person can be tested by more than one laboratory and can have both positive and negative results. **Therefore, the sum of the numbers in each column will be larger than the total number of people tested.**

Reporting lab	Inconclusive	Negative	Positive	Percent positive	Total
MIL LAKE HEALTHCARE CENTER INC PEDIATRICS			1	100%	1
SOUTHERN WINDS			1	100%	1
POMPANO BEACH ARTIFICIAL KIDNEY CENTER			1	100%	1
HYDE PARK MEDICAL CENTER		1			1
COUNTRYSIDE PEDIATRIC CARE PA			1	100%	1
LAKEVIEW REGIONAL HOSPITAL			1	100%	1
ADVENTHEALTH IMAGING WINTERGARDEN		1			1
MIAMI VASCULAR SURGERY			1	100%	1
DEPARTMENT OF HEALTH SERVICES			1	100%	1
NEMOURS CHILDREN'S PRIMARY CARE, ST CLOUD			1	100%	1
BRIDGEWATER PARK ASSISTED LIVING LLC			1	100%	1
FINLAY MEDICAL RESEARCH CORP			1	100%	1
MEDPOST URGENT CARE - CIBOLO			1	100%	1
OPTUM OF HIALEAH		1			1
ST FRANCIS COLLEGE WELLNESS CENTER		1			1
INLET CONCIERGE MEDICINE			1	100%	1
PRINCIPLE DIAGNOSTICS LLC			1	100%	1
SHANNON CLARK OD, PA			1	100%	1
POETS WALK SARASOTA			1	100%	1
MEDEXPRESS URGENT CARE - DANVILLE		1			1
HARDEE COUNTY FIRE RESCUE		1			1
Walgreens #5914		1			1
MEA PRIMARY CARE PLUS BYRAM			1	100%	1
RIVERVIEW HOSPITAL D/B/A UNIVERSITY		1			1
Kroger 350 - The Little Clinic New Cut Road		1			1
Arlington Health and Rehabilitation		1			1
ISLANDS ASSISTED LIVING FACILITY,THE			1	100%	1
LOUNDY		1			1
AMD			1	100%	1
CVS NE8616POCT LINCOLN		1			1
Excel Care Center			1	100%	1
MAHONEY PEDIATRICS PA			1	100%	1
MINUTECLINIC DIAGNOSTICS OF OKLAHOMA		1			1
Kroger 523 - The Little Clinic Dickson			1	100%	1
MOSAIC MEDICAL CENTER MARYVILLE			1	100%	1
ALLIANCE MD DIRECT PRIMARY CARE			1	100%	1
MODERN URGENT CARE			1	100%	1
MEDICAL SPECIALISTS OF THE PALM BEACHES INC			1	100%	1
NORTH FLORIDA CHILD DEVELOPMENT, INC			1	100%	1
Waddell Nursing & Rehab Center		1			1
GOSHEN MEDICAL CENTER			1	100%	1
BICKERTON, DAWN		1			1
TITUSVILLE TOWERS ASSISTED LIVING		1			1
PINEVILLE PHARMACY			1	100%	1
ELATION HEALTH		1			1
Walgreens #10988		1			1
UPMC NORTHWEST HOSPITAL			1	100%	1



# COVID-19: testing by laboratory

Data through Mar 23, 2021 verified as of Mar 24, 2021 at 09:25 AM

Data in this report are provisional and subject to change.

The numbers in the table below represent the number of Florida and non-Florida residents for whom test results were received by the Department of Health. A person can be tested by more than one laboratory and can have both positive and negative results. **Therefore, the sum of the numbers in each column will be larger than the total number of people tested.**

Reporting lab	Inconclusive	Negative	Positive	Percent positive	Total
GEORGETOWN URGENT CARE			1	100%	1
ALL CARE URGENT CARE			1	100%	1
Kroger 805 - The Little Clinic Lewis Center		1			1
WARREN GENERAL HOSPITAL			1	100%	1
UNIVERSITY OF SOUTH FLORIDA			1	100%	1
Kroger 390 - The Little Clinic North College Hill		1			1
NOVANT HEALTH PRINCE WILLIAM WELLNESS CENTER			1	100%	1
MED-LAKE LABORATORY			1	100%	1
QC LABORATORY			1	100%	1
ASSURANCE HEALTHCARE AND COUNSELING CENTER		1			1
Brown Nursing Home		1			1
AESTHETIC PHYSICIANS PC			1	100%	1
HEALTHFORCE PARTNERS INC			1	100%	1
PREMIER HEALTH CARE INC			1	100%	1
Le Roy Village Green		1			1
CARDIAC AND VASCULAR CONSULTANTS MD PA		1			1
HUNTSVILLE HOSPITAL			1	100%	1
HARRIS URGENT CARE CENTER			1	100%	1
FAIRVIEW SOUTHDALE			1	100%	1
BAYLOR SCOTT & WHITE MEDICAL SURGICAL CLINIC			1	100%	1
CLERMONT PEDIATRICS, PA			1	100%	1
COLOMBO'S PHARMACY		1			1
Brownwood Nusing & Rehabilitation		1			1
NORWALK HOSPITAL			1	100%	1
MEDEXPRESS URGENT CARE - CINNAMINSON		1			1
MEDICAL LIFE-INC GUIDEWELL EMERGENCY MEDICINE			1	100%	1
ASSOCIATES MD MEDICAL GROUP INC			1	100%	1
NEW YORK UNIVERSITY MEDICAL CENTER			1	100%	1
LANGLEY DIALYSIS			1	100%	1
CVS OH3481POCT MARYSVILLE		1			1
LABTECH DIAGNOSTICS			1	100%	1
UNIVERSITY OF VERMONT MEDICAL CENTER			1	100%	1
CENTRAL CAROLINA HOSPITAL			1	100%	1
Salem Hills Rehabilitation and Nursing Center		1			1
2504-HOMEWOOD		1			1
EH FARGO HOSPITAL LABORATORY			1	100%	1
ABRAKIDABRA KIDS CLINIC			1	100%	1
SAINT BARNABAS MEDICAL CENTER		1			1
FAMILY MEDICAL CENTER OF HOLLYWOOD PA			1	100%	1
Sherwood Oaks Health Center			1	100%	1
PEDRO L ORTEGA MD PA			1	100%	1
JP MORGAN CHASE HEALTH SERVICES			1	100%	1
THE LITTLE CLINIC LLC			1	100%	1
HELGEMO & LIOU PEDIATRICS			1	100%	1
PALM BEACH DIABETES AND ENDOCRINE SPECIALISTS, PA			1	100%	1
RENOWN REGIONAL MEDICAL CENTER			1	100%	1
UNIVERSITY OF MIAMI - LENNAR CENTER			1	100%	1

# COVID-19: testing by laboratory

Data through Mar 23, 2021 verified as of Mar 24, 2021 at 09:25 AM

Data in this report are provisional and subject to change.

The numbers in the table below represent the number of Florida and non-Florida residents for whom test results were received by the Department of Health. A person can be tested by more than one laboratory and can have both positive and negative results. **Therefore, the sum of the numbers in each column will be larger than the total number of people tested.**

Reporting lab	Inconclusive	Negative	Positive	Percent positive	Total
BAYOU URGENT CARE			1	100%	1
CVS NE2741POCT LA VISTA		1			1
Kroger 698 - The Little Clinic 14th Street/Bell		1			1
WYOMING COUNTY DEPARTMENT OF HEALTH		1			1
Kroger 353 - The Little Clinic Harpers Point		1			1
EMERSON HOSPITAL LABORATORY			1	100%	1
DIGESTIVE DISEASE CARE PC		1			1
Arbors at Marietta		1			1
ALLIANCE LABORATORY SERVICES			1	100%	1
OCEANVIEW NURSING AND REHABILITAION CENTER			1	100%	1
Kroger 970 - The Little Clinic Westfield			1	100%	1
CVS NJ1927POCT GREEN BROOK		1			1
Heritage Health of Peru			1	100%	1
DISCOVERY AT HOME, LLC			1	100%	1
AMERICAN FAMILY CARE URGENT CARE		1			1
LP Marietta II, LLC		1			1
THE MEDICAL CENTER			1	100%	1
DEL PRADO MEDICAL CENTER, INC		1			1
GENESIS HEALTH SYSTEM			1	100%	1
SUMMIT DETOX INC			1	100%	1
ADVENTHEALTH PHYSICIAN GROUP – APPLEWOOD			1	100%	1
Rio Grande City Nursing and Rehab Center			1	100%	1
CITRONELLE HEALTH AND REHABILITATION CENTER		1			1
HALIFAX FAMILY HEALTH CENTER			1	100%	1
SPINE & PAIN CONSULTANT PLLC		1			1
FRESENIUS SOUTH FORT MYERS		1			1
COMMUNITY			1	100%	1
WALGREENS #15369		1			1
BETHESDA HOSPITAL EAST BLOOD GAS LAB			1	100%	1
MEADOWS PARK HEALTH AND REHABILITATION		1			1
LabCorp of America			1	100%	1
SOUTHWEST REGIONAL PCR LABORATORY			1	100%	1
CORPORATION OF AMERICA		1			1
NASON HOSPITAL			1	100%	1
Heritage Inn Health and Rehabilitation		1			1
WINDMOOR HEALTHCARE			1	100%	1
CATERPILLAR INC - MIAMI DISTRIBUTION CENTER			1	100%	1
CARESPOT - LEE VISTA			1	100%	1
GENERATIONS CENTER OF SPENCER		1			1
Carrollton Manor Inc		1			1
WILSON FAMILY MEDICINE LLC		1			1
Pinnacle Assisted Living			1	100%	1
LAKE LURE HEALTH CENTER			1	100%	1
Walgreens #3661		1			1
MEDICAL ASSOCIATES OF BREVARD LLC		1			1
PM PEDIATRICS OF BAYSIDE PLLC - BELLER		1			1
STERLING HOUSE OF PORT ORANGE		1			1

# COVID-19: testing by laboratory

Data through Mar 23, 2021 verified as of Mar 24, 2021 at 09:25 AM

Data in this report are provisional and subject to change.

The numbers in the table below represent the number of Florida and non-Florida residents for whom test results were received by the Department of Health. A person can be tested by more than one laboratory and can have both positive and negative results. **Therefore, the sum of the numbers in each column will be larger than the total number of people tested.**

Reporting lab	Inconclusive	Negative	Positive	Percent positive	Total
MEDEXPRESS URGENT CARE - NUTLEY		1			1
Remarkable Healthcare Dallas			1	100%	1
THE TOLEDO HOSPITAL			1	100%	1
Acts Manor House		1			1
TENNOVA ER - SANGO			1	100%	1
UABC			1	100%	1
SPECTRUM LABORATORY			1	100%	1
Chateau Living Center			1	100%	1
MEDEXPRESS URGENT CARE - WESTFIELD, E MAIN ST			1	100%	1
REGIONAL MEDICAL LABORATORY			1	100%	1
HEALTHPARTNERS HUDSON CLINIC			1	100%	1
WEST BOYNTON DIALYSIS			1	100%	1
WINNIFRED ASSISTED LIVING FACILITY INC		1			1
DSI LABORATORIES-NAPLES-7TH			1	100%	1
CVS AZ69POCT PEORIA		1			1
MEDONE URGENT CARE			1	100%	1
Court House Center		1			1
BAPTIST MEDICAL PLAZA AT WESTCHESTER			1	100%	1
INTERNAL MEDICINE GROUP OF CENTRAL FLORIDA			1	100%	1
STONECREST MEDICAL CENTER		1			1
BLAKE AT PENSACOLA OPERATION CO, LLC, THE			1	100%	1
NEMOURS CHILDREN HOSPITAL			1	100%	1
SANTA ROSA PEDIATRICS			1	100%	1
MYKIDZMD PEDIATRICS PLLC		1			1
GATEWAY FAMILY HEALTH CLINIC			1	100%	1
ARCADIA DIALYSIS CENTER			1	100%	1
ELKTON TRANSITIONAL CARE CENTER		1			1
COMMUNITY MEDICAL CENTER-ORANGE CITY		1			1
HALEYVILLE HEALTH CARE CENTER		1			1
BAPTIST EMERGENCY HOSPITAL - KELLY			1	100%	1
WALGREENS # 11165		1			1
WALGREENS #10308		1			1
COVE AT THE MARBELLA,THE			1	100%	1
Kroger 894 - The Little Clinic NEC		1			1
STUDENT HEALTH CENTER			1	100%	1
Community Care Center of Heritage House, LLC			1	100%	1
COLONIAL VILLA GOOD SAMARITAN CENTER		1			1
MORSELIFE HOME CARE INC			1	100%	1
Carington Park			1	100%	1
Rehab Select of Talladega		1			1
EDGAR PRICE FAMILY & CHILDREN HEALTHCARE CENTER			1	100%	1
TEVAPHARM			1	100%	1
SACRED HEART MEDICAL CENTER			1	100%	1
JUP Serology SubSection			1	100%	1
SUNCOAST PRIMARY CARE LLC			1	100%	1
ATHENS LIMESTONE HOSPITAL		1			1
BAYLOR SCOTT AND WHITE MEDICAL CENTER -CENTENTENNIAL			1	100%	1

# COVID-19: testing by laboratory

Data through Mar 23, 2021 verified as of Mar 24, 2021 at 09:25 AM

Data in this report are provisional and subject to change.

The numbers in the table below represent the number of Florida and non-Florida residents for whom test results were received by the Department of Health. A person can be tested by more than one laboratory and can have both positive and negative results. **Therefore, the sum of the numbers in each column will be larger than the total number of people tested.**

Reporting lab	Inconclusive	Negative	Positive	Percent positive	Total
CENTRAL JERSEY URGENT CARE OF GREEN BR		1			1
BOCA CIEGA CENTER			1	100%	1
GEORGE WASHINGTON UNIVERSITY HOSPITAL			1	100%	1
BROOKSVILLE REGIONAL HOSPITAL			1	100%	1
QUEST INC			1	100%	1
GARDEN VIEW CARE CENTER		1			1
BLANCHARD VALLEY HOSPITAL LABORATORY			1	100%	1
ORANGE PEDIATRICS PA			1	100%	1
AUSTIN URGENT CARE			1	100%	1
ALDEN PHARMACY		1			1
EXPRESS WALK IN MEDICAL CENTER			1	100%	1
OPTUM MEDICAL CLINIC IN ROCKRIMMON			1	100%	1
NEW HORIZON PRIMARY CARE LLC			1	100%	1
VIVEX/UMTB BIOMEDICAL			1	100%	1
WESTCOAST FAMILY PRACTICE		1			1
HEALTHCARE ASSOCIATES OF IRVING, LLP			1	100%	1
Kroger 682 - The Little Clinic New Holland Market			1	100%	1
BSA PHYSICIANS GROUP, INC D/B/A BSA FAMILY MEDICAL			1	100%	1
SOUTHEAST MISSOURI HOSPITAL		1			1
Kingston Care Center of Fort Wayne		1			1
CVS OH3306POCT AKRON		1			1
The Evangelical Lutheran Good Samaritan Society Prescott Village		1			1
SYCAMORE MEDICAL CENTER-KETTERING HEALTH NETWORK			1	100%	1
ALBANNA PEDIATRICS CENTER			1	100%	1
CVS HEALTH, #5962		1			1
CAROLINAS HEALTHCARE SYSTEM LAB			1	100%	1
Kroger 97 - The Little Clinic Hutchinson		1			1
PROMUS DIAGNOSTICS, LLC			1	100%	1
ADVANCE CARDIOVASCULAR IMAGING, INC			1	100%	1
OCCUPATIONAL HEALTH CENTER		1			1
MIDWEST COVENANT HOME, INC		1			1
WEST CARVER MEDICAL ASSOCIATES		1			1
MEDICAL ARTS LABORATORY			1	100%	1
Hawthorne House		1			1
CHILDREN'S MEMORIAL HOSPITAL			1	100%	1
HOSPITAL SISTERS HEALTH SYSTEM (HSHS)			1	100%	1
SSC NASHVILLE OPERATING CO LLC D/B/A		1			1
CVS NC6633POCT FAYETTEVILLE		1			1
KINGWOOD EMERGENCY CENTER			1	100%	1
C V S / PHARMACY #4396		1			1
ASCARATE DIALYSIS			1	100%	1
RED BUG LAKE ROAD OVIEDO COVID			1	100%	1
HEALTH EXPRESS		1			1
URGENTMED PLANTATION			1	100%	1
PLANT CITY FAMILY CARE		1			1
SUNSHINE PEDIATRICS OF LUTz			1	100%	1
SPEARE MEMORIAL HOSPITAL			1	100%	1

# COVID-19: testing by laboratory

Data through Mar 23, 2021 verified as of Mar 24, 2021 at 09:25 AM

Data in this report are provisional and subject to change.

The numbers in the table below represent the number of Florida and non-Florida residents for whom test results were received by the Department of Health. A person can be tested by more than one laboratory and can have both positive and negative results. **Therefore, the sum of the numbers in each column will be larger than the total number of people tested.**

Reporting lab	Inconclusive	Negative	Positive	Percent positive	Total
NORTH FLORIDA FAMILY MEDICINE			1	100%	1
TRAFALGAR DIALYSIS			1	100%	1
CVS MA2600POCT WEYMOUTH			1	100%	1
BETHESDA DIALYSIS			1	100%	1
Springdale Village		1			1
Greencroft Goshen		1			1
BELLMORE PEDIATRICS		1			1
TRANSCEND PERFORMANCE AND LIFESTYLE INSTITUTE			1	100%	1
BRUNSWICK HEALTH AND REHABILITATION CE		1			1
Valley View Health and Rehabilitation, LLC		1			1
EASTGENE LABORATORIES		1			1
USF PHYSICIANS GROUP			1	100%	1
ACCESS FAMILY CARE LLC			1	100%	1
SC-GA2018 THE RIDGE REHABILITATION & H		1			1
HUGH CHATHAM FAMILY MEDICINE INDEPENDENCE		1			1
NORTH SHORE HEMATOLOGY-ONCOLOGY ASSOCIATES PC		1			1
Princeton Place			1	100%	1
TOMAH VAMC			1	100%	1
NORTH PALM CHIDRENS PHYSICIANS			1	100%	1
ISLAND NURSING HOME			1	100%	1
LAKESIDE MEDICAL CENTER		1			1
DILELLA			1	100%	1
SPECIALTY DRUG TESTING			1	100%	1
FLORIDA MEDICAL CLINIC PA GI			1	100%	1
Ohman Family Living at Holly Assisted Living		1			1
SKYRIDGE CLINICAL ASSOCIATES		1			1
BOCA RATON REGIONAL HOSPITAL INC			1	100%	1
SIPERSTEIN DERMATOLOGY LLC			1	100%	1
Lemont Nursing and Rehab Center			1	100%	1
SARASOTA MEMORIAL HOSPITAL		1			1
VA ST LOUIS HEALTH CARE SYSTEM			1	100%	1
SUNCOAST RESEARCH GROUP LLC			1	100%	1
CARENOW URGENT CARE - ANTIOCH		1			1
LAS PALMAS MEDICAL CENTER			1	100%	1
WALGREENS_CHICAGO		1			1
LAKEWOOD RANCH MEDICAL GROUP LLC			1	100%	1
LEHIGH PULMONARY ASSOCIATES			1	100%	1
SUREPOINT URGENT CARE PADRE ISLAND			1	100%	1
ST. MARY MEDICAL CENTER		1			1
HIGHLAND PARK LAKEWOOD PRESTON HOLLOW			1	100%	1
OCEAN MEDICAL CENTER		1			1
FAMILY MEDICAL CENTER		1			1
LYSTER MAIN LAB, FT RUCKER		1			1
TRIHEALTH			1	100%	1
HEALTHCARE AND REHAB OF SANFORD			1	100%	1
KENT		1			1
PENSACOLA PATHOLOGY		1			1



# COVID-19: testing by laboratory

Data through Mar 23, 2021 verified as of Mar 24, 2021 at 09:25 AM

Data in this report are provisional and subject to change.

The numbers in the table below represent the number of Florida and non-Florida residents for whom test results were received by the Department of Health. A person can be tested by more than one laboratory and can have both positive and negative results. **Therefore, the sum of the numbers in each column will be larger than the total number of people tested.**

Reporting lab	Inconclusive	Negative	Positive	Percent positive	Total
MERRILL GARDENS AT CHAMPIONSGATE			1	100%	1
TITUS REGIONAL MEDICAL CENTER			1	100%	1
SANTA MONICA CA-UCLA MC			1	100%	1
FLORIDA CLINICAL LABORATORY INC DBA			1	100%	1
CARENOW MIDTOWN			1	100%	1
PAMC MICRO LAB			1	100%	1
Kroger 683 - The Little Clinic Foothills Plaza		1			1
FLAGLER MEDICAL ASSOCIATES PA			1	100%	1
EAST END PEDIATRICS		1			1
MEDCOR INC			1	100%	1
INDIAN RIDGE		1			1
EUGENE T FINAN, MD			1	100%	1
White River Health Care Center		1			1
ADVENTHEALTH MEDICAL GROUP INTERNAL MEDICINE AT MILLS			1	100%	1
Henry County Health and Rehabilitation		1			1
CHILDRENS SPECIALIST PEDIATRIC PULMMOLOGY &			1	100%	1
SOUTHWESTERN VERMONT MEDICAL CENTER			1	100%	1
RED HOOK FAMILY PRACTICE		1			1
ST ANTHONY'S PINELLAS CARE CLINIC			1	100%	1
CVS TX3702POCT KATY		1			1
VANAJA SUREDDI MD PA			1	100%	1
PRISMA HEALTH TUOMEY LABORATORY			1	100%	1
SOLARIS HEALTHCARE PLANT CITY		1			1
OAKWOOD HOSPITAL - SOUTHSORE			1	100%	1
BORINQUEN HEALTH CENTER			1	100%	1
MEDICAL CITY NORTH HILLS			1	100%	1
GILBERT MEDICAL GROUP			1	100%	1
JERSEY IRISH MEDICAL		1			1
ST JOHNS PEDIATRICS PA		1			1
WEST PALM BEACH PHARMACEUTICALS LLC			1	100%	1
THEDACARE FAMILY MEDICINE GATEWAY			1	100%	1
ORLANDO HEALTH MEDICAL GROUP			1	100%	1
SALUDA NURSING CENTER		1			1
Kroger 006 - The Little Clinic Uintah Gardens		1			1
HALIFAX HEALTH PRIMARY CARE			1	100%	1
MINUTE CLINIC DIAGNOSTIC PA			1	100%	1
LIFEGUARD AMBULANCE SERVICE LLC - BAY COUNTY			1	100%	1
HEALTH AND HOPE CLINIC INC			1	100%	1
CARESTAT HOSPICE SERVICES			1	100%	1
TITUSVILLE REHABILITATION AND NURSING CENTER		1			1
Fairview			1	100%	1
Kroger 767 - The Little Clinic Beaumont		1			1
HENRY FORD WEST BLOOMFIELD HOSPITAL			1	100%	1
PEDIATRIC PARTNERS			1	100%	1
PALM COTTAGE OPERATOR LLC			1	100%	1
Kroger 016 - The Little Clinic Centennial		1			1
Walgreens #11724		1			1

# COVID-19: testing by laboratory

Data through Mar 23, 2021 verified as of Mar 24, 2021 at 09:25 AM

Data in this report are provisional and subject to change.

The numbers in the table below represent the number of Florida and non-Florida residents for whom test results were received by the Department of Health. A person can be tested by more than one laboratory and can have both positive and negative results. **Therefore, the sum of the numbers in each column will be larger than the total number of people tested.**

Reporting lab	Inconclusive	Negative	Positive	Percent positive	Total
GIBSON AREA PRIMARY CARE			1	100%	1
MID FLORIDA BIOLOGICALS			1	100%	1
Hempfield Manor		1			1
Signature Healthcare of Fort Wayne		1			1
URGENT CARE OF COASTAL GEORGIA			1	100%	1
Diversicare of Smyrna		1			1
LRHS Pablo Urgent Care		1			1
WESLEY MEDICAL CENTER			1	100%	1
NEW ERA COMMUNITY HEALTH CENTER LLC		1			1
CVS OK6225POCT EDMOND		1			1
PALMETTO PRIMARY CARE PHYSICIANS			1	100%	1
RAYMOND F CARON MD			1	100%	1
Kroger 838 - The Little Clinic Fairborn		1			1
STITCHES ACUTE CARE CENTER OF CHEYENNE			1	100%	1
SYNERGENE LABORATORY			1	100%	1
WINCHESTER URGENT CARE, PC		1			1
PRIME CARE FAMILY MEDICINE			1	100%	1
MOUNT SINAI MEDICAL CENTER HIALEAH			1	100%	1
Heartland of Perrysburg		1			1
PEDIATRIC ASSOCIATES - DORAL			1	100%	1
EMPLOYEE WELLNESS PA			1	100%	1
AAA MEDICAL TESTING			1	100%	1
SANFORD LABORATORIES WATERTOWN			1	100%	1
WORKFORCE HEALTH DEPARTMENT			1	100%	1
SUNCOAST BEHAVIORAL HEALTH CENTER			1	100%	1
FLAGLER PROFESSIONAL HEALTH CARE SERVICES INC		1			1
SANFORD HOME		1			1
RIVERSIDE MEDICAL CENTER		1			1
TARRANT MEDICAL ASSOCIATES			1	100%	1
Falmouth By The Sea			1	100%	1
BAYMEADOWS PEDIATRIC CARE		1			1
HENRY FORD HOSPITAL			1	100%	1
Community Compassion Center of Batesville			1	100%	1
MEDEXPRESS URGENT CARE-MEADVILLE			1	100%	1
WOOD COUNTY HEALTH DEPARTMENT			1	100%	1
441 URGENT CARE CENTER - BROWNWOOD			1	100%	1
SYNERGY DIALYSIS INC			1	100%	1
CHILDREN'S NATIONAL MEDICAL CENTER			1	100%	1
MT SINA1 HOSPICE			1	100%	1
BROOKSHIRE, THE			1	100%	1
CDR MAGUIRE - STUART MISSION			1	100%	1
CENTRAL ALABAMA HEALTH CARE SYSTEM			1	100%	1
FAIRFIELD MEDICAL CENTER			1	100%	1
ST JOHNS MEDICAL CENTER		1			1
Eden Meadows		1			1
PEDIATRIC ASSOCIATES - JACKSONVILLE			1	100%	1
BRISTOL CHILDRENS CLINIC			1	100%	1

# COVID-19: testing by laboratory

Data through Mar 23, 2021 verified as of Mar 24, 2021 at 09:25 AM

Data in this report are provisional and subject to change.

The numbers in the table below represent the number of Florida and non-Florida residents for whom test results were received by the Department of Health. A person can be tested by more than one laboratory and can have both positive and negative results. **Therefore, the sum of the numbers in each column will be larger than the total number of people tested.**

Reporting lab	Inconclusive	Negative	Positive	Percent positive	Total
1ST MED DOTHAN			1	100%	1
ELITE MEDICAL LABORATORY SOLUTIONS LLC			1	100%	1
KANA MEDICAL			1	100%	1
MD NOW URGENT CARE			1	100%	1
Kroger - KR003500568			1	100%	1
WALGREENS #15291		1			1
ST JUDE CARE CENTER		1			1
ROSE HAVEN NURSING CENTER		1			1
Broomall Manor		1			1
Livingston County Center for Nursing and Rehabilitation		1			1
CARENOW-MONTGOMERY			1	100%	1
CVS MA1121POCT WESTFORD		1			1
AMERICAN MEDICAL RESPONSE - FARMER BRA		1			1
Kroger 465 - The Little Clinic Oakley		1			1
Avista Nursing and Rehab			1	100%	1
Glen Oaks Health and REhabilitation		1			1
UNIVERSITY OF MIAMI HOSPITALS & CLINIC			1	100%	1
THE CHRIST HOSPITAL			1	100%	1
BLOOD SYSTEMS LABORATORIES			1	100%	1
SOUTHERN SPRINGS HEALTH CARE		1			1
DOCTORS MEMORIAL HOSP HOME HEALTH CARE		1			1
GOOD SAMARITAN SOCIETY-FOREST CITY		1			1
LOGAN COUNTY HOSPITAL			1	100%	1
Isle Health and Rehabilitation Center			1	100%	1
FIVE STAR PREMIER RESIDENCES OF POMPANO BEACH			1	100%	1
KIDS CARE PEDIATRICS			1	100%	1
MEDEXPRESS URGENT CARE - LINCOLN		1			1
LEELANAU OPCO, LLC		1			1
Chateau Girardeau			1	100%	1
SOUTHEASTERN PATHOLOGY ASSOCIATES			1	100%	1
SOUTH COUNTY MEDICAL CENTER			1	100%	1
TGH URGENT CARE – WESTCHASE			1	100%	1
HEALTH NETWORK			1	100%	1
Birmingham Nursing and Rehabilitation East LLC		1			1
BAPTIST MINOR MEDICAL CENTER			1	100%	1
CVS MO8595POCT RAYMORE		1			1
Big River Nursing and Rehab		1			1
Urgent Care 24/7 Orlando LLC			1	100%	1
MEDEXPRESS URGENT CARE -HOWELL US HWY		1			1
ROYAL PALM RETIREMENT CENTRE		1			1
TITUSVILLE CENTER FOR SURGICAL EXCELLENCE LLC		1			1
HEALTH CARE SERVICES LC			1	100%	1
LRGHEALTHCARE		1			1
Manor Care Health Services- Wilmington			1	100%	1
PINEBROOK CARE AND REHABILITATION CENTER□			1	100%	1
VCU HEALTH SYSTEM AUTHORITY - MCV HOSPITALS			1	100%	1
AURORA MEDICAL CENTER-KENOSHA			1	100%	1

# COVID-19: testing by laboratory

Data through Mar 23, 2021 verified as of Mar 24, 2021 at 09:25 AM

Data in this report are provisional and subject to change.

The numbers in the table below represent the number of Florida and non-Florida residents for whom test results were received by the Department of Health. A person can be tested by more than one laboratory and can have both positive and negative results. **Therefore, the sum of the numbers in each column will be larger than the total number of people tested.**

Reporting lab	Inconclusive	Negative	Positive	Percent positive	Total
SOMA MEDICAL CENTER P.A. #4			1	100%	1
Kroger 63 - The Little Clinic Glassford Hill Rd		1			1
ST. MICHAEL'S ELITE HOSPITAL			1	100%	1
SC-GA2018 SIMPSONVILLE REHABILITATION		1			1
CVS MN663POCT APPLE VALLEY		1			1
BOLLES SCHOOL, THE			1	100%	1
ANMED HEALTH MEDICAL CENTER			1	100%	1
MEDICAL CENTER AFFILIATES PALM SPRINGS			1	100%	1
CARINGPLUS HOMECARE LLC			1	100%	1
CULVER CITY URGENT CARE			1	100%	1
5 STAR HOME HEALTH SERVICES INC		1			1
EVENTIDE LUTHERAN HOME		1			1
MEDEXPRESS URGENT CARE - UNIONTOWN		1			1
Dulles Health and Rehab Center		1			1
MED BAR LLC		1			1
REGENTS PARK OF JACKSONVILLE			1	100%	1
UNIVERSITY OF TOLEDO MEDICAL CENTER			1	100%	1
NORTH SHORE MEDICAL CENTER - SALEM HOSPITAL			1	100%	1
Schenectady Center for Rehabilitation & Nursing		1			1
Advanced Rehabilitation of Vernon		1			1
QLABS			1	100%	1
ACCESS TOTAL CARE - PORTLAND			1	100%	1
Mercy Manor Transition Center			1	100%	1
SPHERE DX			1	100%	1
SACRED HEART HOSPITAL NURSING			1	100%	1
COMMUNITY HOSPITALS INDIANAPOLIS			1	100%	1
BIOMERIEUX			1	100%	1
CLINICAL RESEARCH OF WEST FLORIDA		1			1
WASHINGTONVILLE PHARMACY INC		1			1
AVERA ST. MARY'S HOSPITAL			1	100%	1
NORTHEAST GEORGIA HEALTH SYSTEM			1	100%	1
EAST TENNESSEE STATE UNIVERSITY		1			1
HALIFAX HEALTH PRIMARY CARE ORMOND			1	100%	1
AMERICAN FAMILY CARE - SMYRNA			1	100%	1
BROADWAY HEALTH FLORIDA MEDICAL CLINIC URGENT CARE			1	100%	1
CLARKSVILLE HEALTH SYSTEM			1	100%	1
FHPG SURGICAL ASSOCIATES OF EAST PASCO			1	100%	1
Kroger 359 - The Little Clinic Bellevue		1			1
MEDEXPRESS-DOVER		1			1
SANTA CLARA VALLEY MEDICAL CENTER			1	100%	1
Mary Anna Nursing Home		1			1
CVS NM7242POCT ALBUQUERQUE		1			1
CVS AZ7075POCT CHANDLER		1			1
JUPITER MEDICAL CENTER INC			1	100%	1
BAYFRONT HEAL WOUND CARE AND HYPERBARIC CENTER			1	100%	1
MDS PHARMA SERVICES		1			1
Ash Flat Healthcare and Rehabilitation Center			1	100%	1

# COVID-19: testing by laboratory

Data through Mar 23, 2021 verified as of Mar 24, 2021 at 09:25 AM

Data in this report are provisional and subject to change.

The numbers in the table below represent the number of Florida and non-Florida residents for whom test results were received by the Department of Health. A person can be tested by more than one laboratory and can have both positive and negative results. **Therefore, the sum of the numbers in each column will be larger than the total number of people tested.**

Reporting lab	Inconclusive	Negative	Positive	Percent positive	Total
UF HEALTH EMERGENCY CENTER LABORATORY		1			1
PALM BREEZE DIALYSIS			1	100%	1
CUSTOM SCRIPTS PHARMACY		1			1
STEWART FLORIDA ALF, INC			1	100%	1
UNIVERSITY OF MARYLAND PATHOLOGY ASSOCIATES			1	100%	1
ASPIRUS WAUSAU HOSPITAL			1	100%	1
FAMILY MEDICINE AT KISSIMMEE		1			1
A G RHODES HOME AT WESLEY WOODS		1			1
BERKSHIRE MEDICAL CENTER			1	100%	1
ST MARY'S OF SAGINAW		1			1
ATRIA TAMARAC			1	100%	1
Erie VAMC		1			1
White Oak Manor - Rock Hill		1			1
CLINICAL CARE, INC			1	100%	1
PRIORITY CARE LLC			1	100%	1
WILLOWBROOKE COURT AT MATTHEWS GLEN		1			1
MEDEXPRESS URGENT CARE - PINE BLUFF S		1			1
IRA FIALKO DO			1	100%	1
THE HOSPITALS OF PROVIDENCE EMERGENCY ROOM			1	100%	1
HERNANDO COUNTY HEALTH DEPT			1	100%	1
Ramsey Village		1			1
CEPERO PEDIATRICS PA			1	100%	1
EXCEL URGENT CARE OF NJ			1	100%	1
Good Samaritan Society		1			1
GARNET HEALTH DOCTORS		1			1
ALLIED PHYSICIANS GROUP		1			1
MERCY - NORTH IOWA			1	100%	1
USC VERDUGO HILLS HOSPITAL			1	100%	1
PEACHEALTH LABORATORIES		1			1
Northern Nevada State Veterans Home		1			1
BEVERLY ADVANCED PRACTICE NURSING		1			1
CIRRUS DX			1	100%	1
Kroger - KRO62000426			1	100%	1
PALMETTO BAY MEDICAL CENTER			1	100%	1
Victory Health and Rehabilitation			1	100%	1
Kroger 368 - The Little Clinic Frankfort West		1			1
LABORATORIO BUENA SALUD			1	100%	1
PRIMARY AND URGENT CARE			1	100%	1
VA COMMUNITY BASED CLINIC - LAKE CITY			1	100%	1
Valley Center (WV)			1	100%	1
MCH PHYSICIANS GROUP			1	100%	1
CLEMENT MANOR HEALTH CENTER		1			1
HEALTHCARE FOR THE HOMELESS			1	100%	1
Oakland Nursing and Rehabilitation Center		1			1
INFECTION CONTROL DEPT			1	100%	1
VA WNYHCS - Buffalo Division			1	100%	1
CSL PLASMA LAB			1	100%	1



# COVID-19: testing by laboratory

Data through Mar 23, 2021 verified as of Mar 24, 2021 at 09:25 AM

Data in this report are provisional and subject to change.

The numbers in the table below represent the number of Florida and non-Florida residents for whom test results were received by the Department of Health. A person can be tested by more than one laboratory and can have both positive and negative results. **Therefore, the sum of the numbers in each column will be larger than the total number of people tested.**

Reporting lab	Inconclusive	Negative	Positive	Percent positive	Total
SAN JOSE CLINIC		1			1
WALGREENS #01398			1	100%	1
ST GERARD'S COMMUNITY OF CARE		1			1
Kroger 907 - The Little Clinic Holland		1			1
WATERTOWN URGENT CARE		1			1
WILLOWBROOKE CT AT LIMA ESTATES		1			1
BUFFALO VAMC			1	100%	1
GRAND VIEW HOSPITAL			1	100%	1
PRIMARY CARE & PEDIATRICS - SHEPHERSTOWN		1			1
ATHENA PLASTIC SURGERY		1			1
BLACKBERRY CENTER, THE		1			1
Wetumpka Health and Rehab, LLC		1			1
HEALTHALLIANCE HOSPITAL LABORATORY		1			1
Aspire Physical Recovery Center at Cahaba River		1			1
MT CARMEL NURSING HOME		1			1
COVENANT HEALTH		1			1
Cornerstone at the Ranch		1			1
Kroger 407 - The Little Clinic Lexington		1			1
OMNI HEALTHCARE URGENT CARE			1	100%	1
CENTRAL FL INTERNAL MEDICINE ASSOCIATES LLC		1			1
OHIO VALLEY MANOR NURSING &		1			1
Illiana HCS -Danville VAMC		1			1
KENDALL PEDIATRICS PARTNERS LLC			1	100%	1
VA Ann Arbor HCS		1			1
Douglas County Health Center		1			1
Belvoir Woods Health Care Center at The Fairfax		1			1
BAPTIST HOSPITAL FAMILY MEDICINE &			1	100%	1
CVS AZ10529POCT SCOTTSDALE		1			1
KNAPP MEDICAL GROUP			1	100%	1
CVS NE5714POCT OMAHA		1			1
Dexter Health Care		1			1
MIAMI-DADE COUNTY HEALTH DEPT.		1			1
ACCESS MEDICAL GROUP OF TAMPA INC			1	100%	1
DAVENPORT DIALYSIS CENTER		1			1
Grangeville Health and Rehab		1			1
BAPTIST HEALTH SURGERY CENTER			1	100%	1
Manassas Health & Rehab			1	100%	1
WW Chem Auto SS			1	100%	1
LAKE WALES DIALYSIS CENTER			1	100%	1
EVERGREEN NURSING HOME		1			1
BEAUMONT REFERENCE LABORATORY			1	100%	1
CARENOW URGENT CARE – SPRING			1	100%	1
Home Health Care Clinic		1			1
IZ MEDICAL		1			1
Shelbyville Manor		1			1
PEDIATRIC SPECIALTY CLINIC COLLIER			1	100%	1
HILTON HEAD HOSPITAL/INPATIENT			1	100%	1

# COVID-19: testing by laboratory

Data through Mar 23, 2021 verified as of Mar 24, 2021 at 09:25 AM

Data in this report are provisional and subject to change.

The numbers in the table below represent the number of Florida and non-Florida residents for whom test results were received by the Department of Health. A person can be tested by more than one laboratory and can have both positive and negative results. **Therefore, the sum of the numbers in each column will be larger than the total number of people tested.**

Reporting lab	Inconclusive	Negative	Positive	Percent positive	Total
KIOSK MEDICINE OF KENTUCKY LLC		1			1
PALM BEACH COUNTY SHERIFF OFFICE			1	100%	1
ST. JOHN HOSPITAL & MEDICAL CENTER			1	100%	1
VA Tennessee Valley HCS-Nashville Campus			1	100%	1
MANOR CARE OF DELRAY BEACH FL LLC		1			1
TREASURE COAST MEDICAL CONCIERGE LLC			1	100%	1
MEDOR/ACC SYNCHRONY			1	100%	1
CONCORDIA MANOR			1	100%	1
FRANKLIN CBOC			1	100%	1
Florence Home		1			1
UNIVERSITY URGENT CARE			1	100%	1
HEARTLAND REGIONAL MEDICAL CENTER		1			1
HOME AIDE SVC OF EASTERN NY INC D/B/A		1			1
1ST CHOICE URGENT CARE CENTER LLC			1	100%	1
KAISER PERMANENTE REGIONAL REFERENCE LABORATORY		1			1
EAST COAST INSTITUTE FOR RESEARCH LLC			1	100%	1
PHOEBE PRIMARY CARE CAMILLA			1	100%	1
UNIVERSITY OF IOWA HOSPITALS & CLINICS			1	100%	1
MAYO CLINICAL LABORATORIES		1			1
RICHMOND MEDICAL CENTER FOR WOMEN		1			1
UNIVERSITY PLACE NURSING CENTER		1			1
ENZO LABS INC			1	100%	1
HOLY CITY MED URGENT CARE			1	100%	1
THE BRENNITY AT TRADITION			1	100%	1
Niles Nursing and Rehab. Center		1			1
SOUTH BAY CORRECTIONAL FACILITY			1	100%	1
MEMORIAL MEDICAL CENTER			1	100%	1
CARE CONNECTIONS AT HOME LLC			1	100%	1
RIVERSIDE COUNTY PUBLIC HEALTH LABORATORY			1	100%	1
ADVANCE MD CARE			1	100%	1
PACE UNIVERSITY HEALTH CARE		1			1
URGENT TEAM MANAGEMENT OF TENNESSEE, L			1	100%	1
VALLEY HOSPITAL MEDICAL CENTER		1			1
KIDSVILLE PEDIATRICS III PA			1	100%	1
INHEALTH LIFE SCIENCES LLC			1	100%	1
MOUNT SINAI COMPREHENSIVE CANCER CENTER			1	100%	1
CERMAK HEALTH SERVICES			1	100%	1
Baypoint Healthcare Center			1	100%	1
MARTIN MEM FAMILY CARE AT ST LUCIE W			1	100%	1
FIRST CARE WALK IN CLINIC LLC			1	100%	1
CONNECTICUT PEDIATRICS @ CHC		1			1
FOUNDATION LABORATORY			1	100%	1
HATLEY HEALTH CARE, INC		1			1
PLEASANT RIDGE MANOR WEST		1			1
ASSISTED LIVING AT TREZEVANT		1			1
Maplewood of Cheshire County		1			1
NSPIRE HEALTHCARE PLANTATION			1	100%	1

# COVID-19: testing by laboratory

Data through Mar 23, 2021 verified as of Mar 24, 2021 at 09:25 AM

Data in this report are provisional and subject to change.

The numbers in the table below represent the number of Florida and non-Florida residents for whom test results were received by the Department of Health. A person can be tested by more than one laboratory and can have both positive and negative results. **Therefore, the sum of the numbers in each column will be larger than the total number of people tested.**

Reporting lab	Inconclusive	Negative	Positive	Percent positive	Total
DIVERSICARE OF BIG SPRINGS		1			1
ROYAL PALM PEDIATRICS			1	100%	1
MID FLORIDA COMMUNITY SERVICES			1	100%	1
HEARTLAND OF ZEPHYRHILLS FL, LLC			1	100%	1
ENCOMPASS HEALTH REHABILITATION HOSPITAL		1			1
BNJ		1			1
ADVANCED RESEARCH AND DIAGNOSTIC LABORATORY UNIVERSITY OF MINNESOTA			1	100%	1
MEDEXPRESS URGENT CARE - DERBY N ROCK		1			1
BETHESDA HOSPITAL			1	100%	1
SUPREME MEDICAL GROUP PLLC			1	100%	1
MEDEXPRESS URGENT CARE - RUSSELLVILLE, W MAIN ST		1			1
Ravenwood Speciality Care		1			1
PROGENESIS INC			1	100%	1
Alden North Shore			1	100%	1
MCR HEALTH MEDICAL EXPRESS			1	100%	1
SJMC PHYSICIAN SERVICES			1	100%	1
Hillside Rehab and Care Center			1	100%	1
ST LUKES SURGICAL AT THE VILLAGES INC			1	100%	1
TANNER CLINIC			1	100%	1
BRANDON OUTREACH CLINIC			1	100%	1
DIGNITY HEALTH GOHEALTH		1			1
BEST CARE COMMUNITY AND FAMILY HEALTH CENTER INC			1	100%	1
SHP WESTCHESTER LLC		1			1
ST MICHAEL'S ELITE MEDICAL HOSPITAL			1	100%	1
VIRGINIA UROLOGY		1			1
SUMMERFIELD PAIN MANAGEMENT			1	100%	1
JACK M MATHENY II MD			1	100%	1
Schoenbrunn Healthcare		1			1
MEMORIAL HOSPITAL OF TAMPA			1	100%	1
MID-FLORIDA CANCER CENTERS		1			1
PHYSICIANS ASSOCIATES PA			1	100%	1
UW MEDICINE CHU LAB			1	100%	1
MEDHEALTH CLINICAL INC			1	100%	1
HIBISCUS COURT			1	100%	1
CENTRAL FLORIDA HOSPITALIST			1	100%	1
WALGREENS #10264		1			1
UT MD ANDERSON CANCER CENTER-TUMOR MARKER LAB			1	100%	1
HEARTLAND OF MARIETTA OH LLC DBA		1			1
UCH LAB			1	100%	1
HAWKEYE CARE CENTER DUBUQUE		1			1
ORMOND MEDICAL ARTS FAMILY PRACTICE PL			1	100%	1
CAREWELL 203			1	100%	1
Oregon Veterans Home The Dalles		1			1
Parkview Care Center			1	100%	1
ASHLEY PEDIATRICS DAY AND NIGHT CLINIC			1	100%	1
NATIONAL INSTITUTES OF HEALTH CLINICAL CENTER			1	100%	1
METRO HEALTH HOSPITAL LABORATORY		1			1

# COVID-19: testing by laboratory

Data through Mar 23, 2021 verified as of Mar 24, 2021 at 09:25 AM

Data in this report are provisional and subject to change.

The numbers in the table below represent the number of Florida and non-Florida residents for whom test results were received by the Department of Health. A person can be tested by more than one laboratory and can have both positive and negative results. **Therefore, the sum of the numbers in each column will be larger than the total number of people tested.**

Reporting lab	Inconclusive	Negative	Positive	Percent positive	Total
FOCUSED CARE AT ALLENBROOK		1			1
ALIMETRIX INC		1			1
LAKELAND MEDICAL CENTER			1	100%	1
GREATER MIAMI DIALYSIS			1	100%	1
FAMILY AND INTERNAL MEDICINE ASSOCIATES		1			1
CORONA CONCIERGE, LLC		1			1
Alden Lincoln Park			1	100%	1
PEACE OF MIND REHAB CENTER		1			1
ANDERSON REGIONAL MEDICAL CENTER			1	100%	1
Williamstown Commons			1	100%	1
NFRC CLINICAL LAB			1	100%	1
JACKSBORO URGENT CARE			1	100%	1
FAITH FAMILY PRACTICE			1	100%	1
LAMARQUE DIALYSIS			1	100%	1
UPSON REGIONAL MEDICAL CENTER			1	100%	1
YOUR HEALTH PEDIATRICS			1	100%	1
TERRELL URGENT CARE			1	100%	1
ASHLEY CLINICAL DIAGNOSTIC LABORATORY			1	100%	1
APEX HOME HEALTHCARE			1	100%	1
ARIZA WELLNESS CARE LLC			1	100%	1
Sunnybrook Rehabilitation Center			1	100%	1
URGENT CARE OF KANSAS CITY			1	100%	1
CVS MA915POCT BEVERLY			1	100%	1
LP ELIZABETHTON		1			1
CAREHERE HUDSON BAY			1	100%	1
Sharon Care Center			1	100%	1
PREMIER FAMILY AND SPORTS MEDICINE LLC			1	100%	1
DESTIN SURGERY CENTER LTD		1			1
WATERBURY HOSPITAL REFERENCE LAB			1	100%	1
BASCOM PALMER EYE INSTITUTE			1	100%	1
LOWER KEYS COMMUNITY HEALTH CENTER			1	100%	1
Kroger 518 - The Little Clinic Hermitage		1			1
DR BAWA AND ASSOCIATES			1	100%	1
FLAGLER CARE CENTER			1	100%	1
WINTER PARK MEMORIAL HOSPITAL LABORATORY		1			1
PRIMEX CLINICAL LABORATORIES INC			1	100%	1
CYPRESS CREEK OUTPATIENT SURGICAL CTR, LLC			1	100%	1
Brynwood Health & Rehabilitation Center			1	100%	1
LAKE MARY OPTUM FLORIDA			1	100%	1
MEDEXPRESS URGENT CARE - VINELAND S MA		1			1
ST.ELIZABETH HEALTH CENTER	1				1
ASSOCIATESMD			1	100%	1
PHYSICIANS LAB INC			1	100%	1
ALL CHILDRENS PEDIATRIC CLINIC			1	100%	1
BROOKS REHAB			1	100%	1
Imperial Healthcare Centre			1	100%	1
SHAH			1	100%	1

# COVID-19: testing by laboratory

Data through Mar 23, 2021 verified as of Mar 24, 2021 at 09:25 AM

Data in this report are provisional and subject to change.

The numbers in the table below represent the number of Florida and non-Florida residents for whom test results were received by the Department of Health. A person can be tested by more than one laboratory and can have both positive and negative results. **Therefore, the sum of the numbers in each column will be larger than the total number of people tested.**

Reporting lab	Inconclusive	Negative	Positive	Percent positive	Total
UMASS MEMORIAL/MARLBORO HOSPITAL			1	100%	1
GULF COUNTY HEALTH DEPARTMENT			1	100%	1
CONWAY - SHERWOOD URGENT CARE			1	100%	1
EAST CORE LAB			1	100%	1
LEXINGTON HOSPITAL CORPORATION			1	100%	1
TREEHOUSE PEDIATRICS			1	100%	1
APPLECARE BRUNSWICK			1	100%	1
CVS / PHARMACY #10794			1	100%	1
Willowbrooke Court at Normandy Farms Estates		1			1
MACKINAC STRAITS LONG TERM CARE UNIT		1			1
Kingston of Miamisburg		1			1
THE MEDICAL CENTER AT BOWLING GREEN			1	100%	1
Alaska Domiciliary Care for Homeless Veterans		1			1
HCL LABORATORIES			1	100%	1
CHESAPEAKE REGIONAL MEDICAL CENTER			1	100%	1
NEMOURS CHILDRENS PRIMARY CARE CLERMONT			1	100%	1
Caldwell Care		1			1
MARTINSVILLE HEALTH AND REHAB			1	100%	1
CENTRAL TX MEDICAL CENTER - LAB			1	100%	1
INTERMOUNTAIN HEALTHCARE LABORATORY SERVICES			1	100%	1
Kroger 670 - The Little Clinic Dawson Forest Rd & Hwy 19		1			1
CVS NE8626POCT LINCOLN		1			1
TANGLEWOOD MANOR		1			1
MAYO CLINIC OUTPATIENT DIALYSIS CENTER			1	100%	1
CFCH - FROSTPROOF			1	100%	1
MCLEOD MEMORIAL HOSPITAL CLARENDON			1	100%	1
TRINITY URGENT CARE		1			1
OAK HAVEN REHAB AND NURSING CENTER			1	100%	1
NORTH COUNTY MEDICAL LAB			1	100%	1
UUHC - REDSTONE HEALTH CENTER LABORATORY			1	100%	1
CARENOW LAKE WORTH			1	100%	1
BAPTIST HOSPITAL EAST			1	100%	1
WILLOW DALE WELLNESS VILLAGE APARTMENT		1			1
HAMILTON CI MAIN UNIT ANNEX/ WORK CAMP			1	100%	1
STATE OF CALIFORNIA DOH SERVICES			1	100%	1
FLORIDA KEYS PED AND ADOLES CTR			1	100%	1
NEVADA DEPARTMENT OF HEALTH AND HUMAN SERVICES			1	100%	1
SACRED HEART HEALTH SYSTEM- MIDWIFE PROGRAM			1	100%	1
Shoreline Care Center			1	100%	1
SOUTHERN HILLS MEDICAL CENTER			1	100%	1
Allen Health and Rehabilitation		1			1
CARESPOT EXPRESS HEALTHCARE BOYNTON BEACH			1	100%	1
Southwest Louisiana Veterans Home			1	100%	1
MEDICAL CITY DENTON			1	100%	1
TAMPA HEALTH CARE PROVIDERS PA		1			1
Strasburg Care Center		1			1
DIMMIT REGIONAL HOSPITAL			1	100%	1



# COVID-19: testing by laboratory

Data through Mar 23, 2021 verified as of Mar 24, 2021 at 09:25 AM

Data in this report are provisional and subject to change.

The numbers in the table below represent the number of Florida and non-Florida residents for whom test results were received by the Department of Health. A person can be tested by more than one laboratory and can have both positive and negative results. **Therefore, the sum of the numbers in each column will be larger than the total number of people tested.**

Reporting lab	Inconclusive	Negative	Positive	Percent positive	Total
Monument Health Custer Care Center		1			1
ANY LAB TEST FAST CORP			1	100%	1
Walgreens #5065		1			1
BOND COUNTY HEALTH DEPARTMENT			1	100%	1
MEDEXPRESS URGENT CARE - LODI		1			1
PALMETTO LANDING			1	100%	1
BIOMAT ORLANDO		1			1
MEMORIAL HERMANN MEDICAL GROUP-ATASCOCITA PEDS			1	100%	1
Peninsula Nursing and Rehabilitation Center		1			1
WINTER GARDEN CHILDREN'S HEALTH CENTERS			1	100%	1
HAYS CLINICAL LAB			1	100%	1
Highland Pines Health and Rehab		1			1
NORTH BROWARD MEDICAL CENTER			1	100%	1
KROGER 915 - THE LITTLE CLINIC ANDERSON			1	100%	1
CENTRAL FLA PEDIATIC URGENT CARE LLC		1			1
GATEWAY HEALTHCARE, PC			1	100%	1
SOUTHWEST FLORIDA DIVISION LAB			1	100%	1
AFFILIATED LABORATORIES INC			1	100%	1
SOUTHWESTERN STATE HOSPITAL LABORATORY			1	100%	1
Wildwood Healthcare		1			1
CTMD MEDICAL CENTER, PA			1	100%	1
MEMORIAL HOSPITAL MIRAMAR WAIVED TESTING			1	100%	1
NORTHERN KENTUCKY HEALTH DEPARTMENT			1	100%	1
ADVANCED INDIVIDUALIZED MEDICINE OF NAPLES			1	100%	1
MOUNT ST MARYS HOSPITAL OF NIAGARA FALLS			1	100%	1
CHI ST VINCENT LITTLE ROCK DIAGNOSTIC CLINIC			1	100%	1
CAPSTONE REHABILITATION AND HEALTHCARE		1			1
<b>Total</b>	<b>96,583</b>	<b>17,747,879</b>	<b>2,606,387</b>	<b>13%</b>	<b>20,450,849</b>