

COVID-19: summary of cases and monitoring

Data through Mar 18, 2021 verified as of Mar 19, 2021 at 09:25 AM

Data in this report are provisional and subject to change.

Cases: people with positive PCR or antigen test result

Total cases	1,999,257
Florida residents	1,962,360
Non-Florida residents	36,897
Type of testing	
Florida residents	1,962,360
Positive by BPHL/CDC	72,278
Positive by commercial/hospital lab	1,890,082
PCR positive	1,587,800
Antigen positive	374,560
Non-Florida residents	36,897
Positive by BPHL/CDC	886
Positive by commercial/hospital lab	36,011
PCR positive	25,428
Antigen positive	11,469
Characteristics	
Florida residents hospitalized	83,189
Florida resident deaths	32,651
Non-Florida resident deaths	622

Hospitalized counts include anyone who was hospitalized at some point during their illness. It does not reflect the number of people currently hospitalized.

More information on deaths identified through death certificate data is available on the National Center for Health Statistics website at www.cdc.gov/nchs/nvss/vsrr/COVID19/index.htm.

Cases: people with positive PCR or antigen test result

Risk factors for Florida residents	
Traveled	15,571
Contact with a known case	768,366
Traveled and contact with a known case	21,207
Neither	1,157,216
No travel and no contact	231,090
Travel is unknown	666,254
Contact is unknown	433,462
Contact is pending	427,593

Travel can be unknown and contact can be unknown or pending for the same case, these numbers will sum to more than the "neither" total.

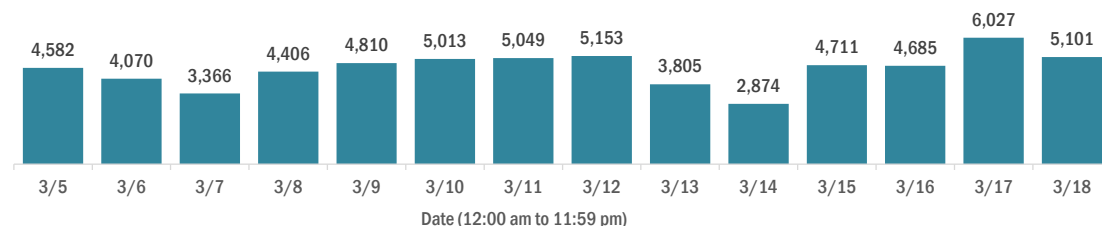
COVID-19: summary of laboratory testing

Data through Mar 18, 2021 verified as of Mar 19, 2021 at 09:25 AM

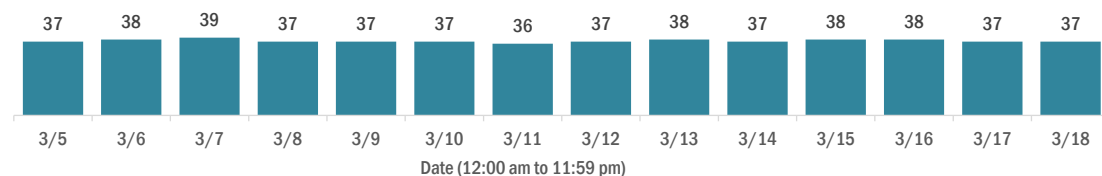
Data in this report are provisional and subject to change.

Cases in Florida residents per day for the past 2 weeks

Number of cases per day



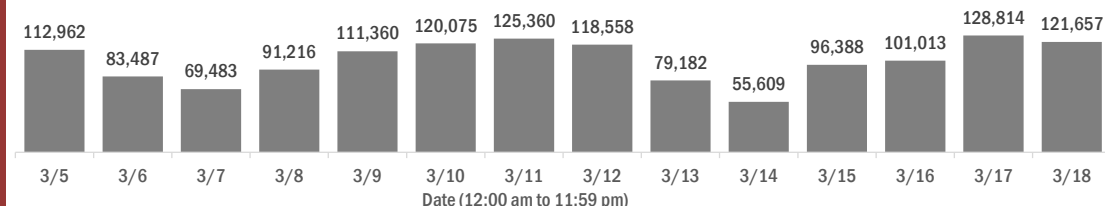
Median age of cases by day



Laboratory testing for Florida residents over the past 2 weeks

Number of Florida residents tested per day

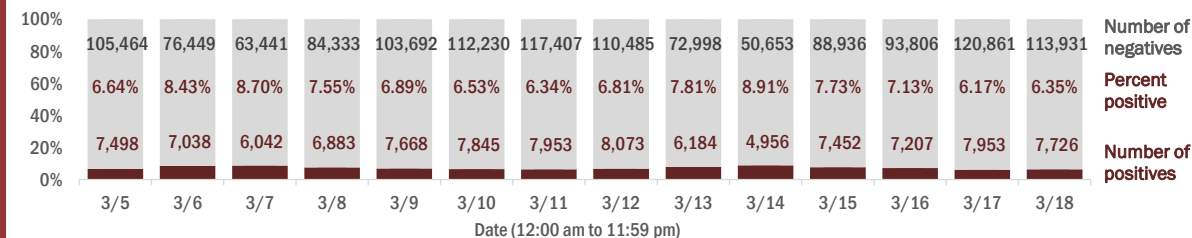
These counts include the number of people for whom the Department received PCR or antigen laboratory results by day. People tested on multiple days will be included for each day a new result was received. A person is only counted once for each day they are tested, regardless of whether multiple specimens are tested or multiple results are received.



Number and percent of Florida residents with positive test results

The percent of positive results ranged from 6.17% to 8.91% over the past 2 weeks and was 6.35% yesterday.

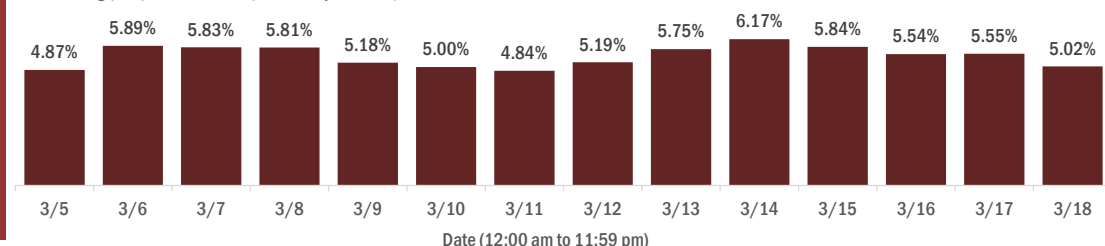
These counts include the number of people for whom the Department received PCR or antigen laboratory results by day. People tested on multiple days will be included for each day a new result was received. A person is only counted once for each day they are tested, regardless of whether multiple specimens are tested or multiple results are received. If a person has a positive specimen and a negative specimen in the same day, only the positive result is counted.



Percent positivity for new cases in Florida residents

The percent of positive results ranged from 4.84% to 6.17% over the past 2 weeks and was 5.02% yesterday.

This percent is the number of people who test PCR- or antigen-positive for the first time divided by all the people tested that day, excluding people who have previously tested positive.



COVID-19: characteristics of 1,962,360 Florida resident cases

Data through Mar 18, 2021 verified as of Mar 19, 2021 at 09:25 AM

Data in this report are provisional and subject to change.

Age group	Cases		Hospitalizations		Deaths	
0-4 years	39,458	2%	546	1%	1	0%
5-14 years	123,208	6%	529	1%	5	0%
15-24 years	301,964	15%	2,068	2%	40	0%
25-34 years	340,863	17%	4,047	5%	175	1%
35-44 years	303,879	15%	6,060	7%	493	2%
45-54 years	298,845	15%	9,380	11%	1,244	4%
55-64 years	259,006	13%	14,115	17%	3,492	11%
65-74 years	161,983	8%	17,372	21%	6,926	21%
75-84 years	89,678	5%	17,385	21%	9,948	30%
85+ years	42,204	2%	11,679	14%	10,327	32%
Unknown	1,272	0%	8	0%	0	0%
Total	1,962,360		83,189		32,651	

Gender	Cases	
Female	1,025,964	52%
Male	921,802	47%
Unknown	14,594	1%
Total	1,962,360	

Ethnicity	Cases		Hospitalizations		Deaths	
Hispanic	627,763	32%	21,146	25%	7,590	23%
Non-Hispanic	947,600	48%	58,061	70%	22,887	70%
Unknown	386,997	20%	3,982	5%	2,174	7%
Total	1,962,360		83,189		32,651	

Race and ethnicity	Cases		Hospitalizations		Deaths	
White	1,106,285	56%	54,378	65%	23,906	73%
Hispanic	419,488	21%	15,091	18%	6,063	19%
Non-Hispanic	604,551	31%	37,628	45%	16,751	51%
Unknown	82,246	4%	1,659	2%	1,092	3%
Black	259,161	13%	17,288	21%	5,181	16%
Hispanic	15,167	1%	731	1%	217	1%
Non-Hispanic	222,860	11%	16,202	19%	4,783	15%
Unknown	21,134	1%	355	0%	181	1%
Other race	296,212	15%	9,231	11%	2,601	8%
Hispanic	149,296	8%	4,842	6%	1,140	3%
Non-Hispanic	101,148	5%	3,965	5%	1,239	4%
Unknown	45,768	2%	424	1%	222	1%
Unknown race	300,702	15%	2,292	3%	963	3%
Hispanic	43,812	2%	482	1%	170	1%
Non-Hispanic	19,041	1%	266	0%	114	0%
Unknown	237,849	12%	1,544	2%	679	2%
Total	1,962,360		83,189		32,651	

Hospitalization counts include anyone who was hospitalized at some point during their illness. It does not reflect the number of people currently hospitalized. **Other race** includes any person with a race of American Indian/Alaskan native, Asian, native Hawaiian/Pacific Islander, or other.

COVID-19: deaths in Florida residents and staff of long-term care facilities

Data through Mar 18, 2021 verified as of Mar 19, 2021 at 09:25 AM

Data in this report are provisional and subject to change.

For current cases in residents or staff of long-term care facilities, please visit: <https://floridahealthcovid19.gov/>

County	Deaths		County	Deaths		County	Deaths	
Palm Beach	1048	<div></div> 10%	Okaloosa	160	<div></div> 1%	Gilchrist	19	<div></div> 0%
Dade	996	<div></div> 9%	Hernando	156	<div></div> 1%	Calhoun	17	<div></div> 0%
Pinellas	882	<div></div> 8%	Osceola	140	<div></div> 1%	Gulf	17	<div></div> 0%
Broward	654	<div></div> 6%	Charlotte	133	<div></div> 1%	Flagler	16	<div></div> 0%
Hillsborough	556	<div></div> 5%	Clay	119	<div></div> 1%	Wakulla	16	<div></div> 0%
Polk	415	<div></div> 4%	Indian River	116	<div></div> 1%	Bradford	14	<div></div> 0%
Duval	411	<div></div> 4%	Leon	95	<div></div> 1%	Gadsden	14	<div></div> 0%
Brevard	392	<div></div> 4%	Bay	89	<div></div> 1%	Washington	13	<div></div> 0%
Orange	387	<div></div> 4%	Jackson	87	<div></div> 1%	Baker	12	<div></div> 0%
Sarasota	386	<div></div> 4%	St. Johns	87	<div></div> 1%	Holmes	10	<div></div> 0%
Lee	338	<div></div> 3%	Highlands	83	<div></div> 1%	Jefferson	10	<div></div> 0%
Marion	319	<div></div> 3%	Santa Rosa	80	<div></div> 1%	Franklin	9	<div></div> 0%
Volusia	285	<div></div> 3%	Alachua	75	<div></div> 1%	Lafayette	8	<div></div> 0%
Escambia	276	<div></div> 3%	Suwannee	59	<div></div> 1%	Levy	7	<div></div> 0%
St. Lucie	235	<div></div> 2%	Columbia	51	<div></div> 0%	Desoto	6	<div></div> 0%
Seminole	227	<div></div> 2%	Sumter	45	<div></div> 0%	Monroe	5	<div></div> 0%
Lake	223	<div></div> 2%	Putnam	39	<div></div> 0%	Dixie	4	<div></div> 0%
Pasco	219	<div></div> 2%	Nassau	35	<div></div> 0%	Taylor	3	<div></div> 0%
Manatee	191	<div></div> 2%	Hendry	29	<div></div> 0%	Hardee	2	<div></div> 0%
Collier	190	<div></div> 2%	Walton	28	<div></div> 0%	Hamilton	1	<div></div> 0%
Citrus	176	<div></div> 2%	Okeechobee	24	<div></div> 0%	Liberty	1	<div></div> 0%
Martin	164	<div></div> 2%	Madison	20	<div></div> 0%	Total	10,924	

Note: cases are summarized by the county of usual residence. Residents and staff may be cases associated with facilities that are not in their county of usual residence, resulting in cases being included below for counties that do not have facilities with known cases.

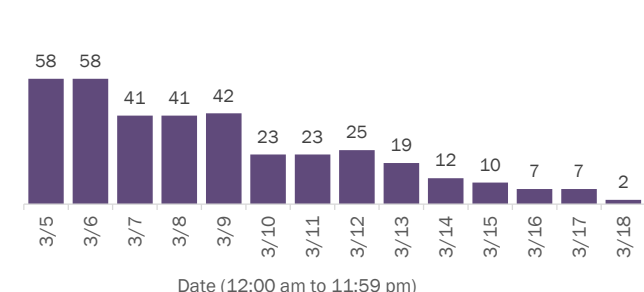
COVID-19: cases in Florida residents who have died

Data through Mar 18, 2021 verified as of Mar 19, 2021 at 09:25 AM

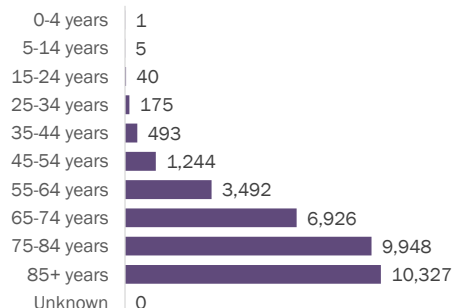
Data in this report are provisional and subject to change.

Demographics for all identified COVID-19 deaths: 32,651

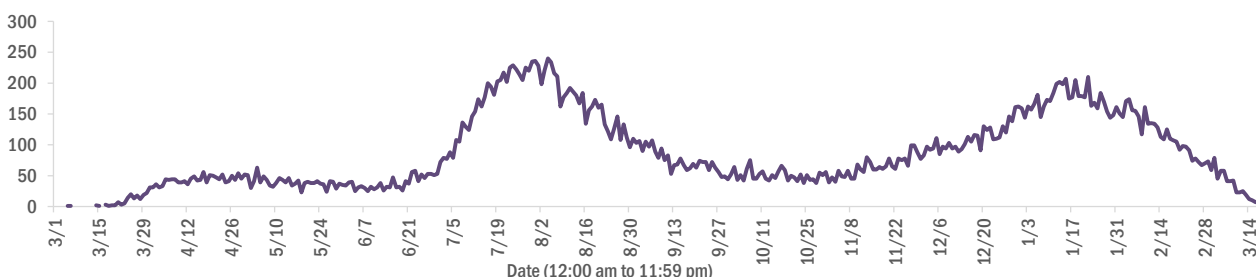
Deaths by date of death for the past 2 weeks



Deaths by age group



Deaths by date of death since March 2020



Age group	Deaths	Cases	Case fatality rate	Mortality rate per 100,000 population
0-4 years	1	39,458	0.0%	0.1
5-14 years	5	123,208	0.0%	0.2
15-24 years	40	301,964	0.0%	1.6
25-34 years	175	340,863	0.1%	6.2
35-44 years	493	303,879	0.2%	18.9
45-54 years	1,244	298,845	0.4%	44.6
55-64 years	3,492	259,006	1.3%	120.7
65-74 years	6,926	161,983	4.3%	285.4
75-84 years	9,948	89,678	11.1%	708.4
85+ years	10,327	42,204	24.5%	1788.1
Unknown	0	1,272	0.0%	
Total	32,651	1,962,360	1.7%	151.2

Race	Deaths	Cases	Case fatality rate	Mortality rate per 100,000 population
White	23,906	1,106,285	2.2%	143.2
Black	5,181	259,161	2.0%	141.7
Other	2,601	296,212	0.9%	209.0
Unknown	963	300,702	0.3%	
Total	32,651	1,962,360	1.7%	151.2

Gender	Deaths	Cases	Case fatality rate	Mortality rate per 100,000 population
Female	14,332	1,025,964	1.4%	129.8
Male	18,319	921,802	2.0%	173.5
Unknown	0	14,594	0.0%	
Total	32,651	1,962,360	1.7%	151.2

Ethnicity	Deaths	Cases	Case fatality rate	Mortality rate per 100,000 population
Hispanic	7,590	627,763	1.2%	133.7
Non-Hispanic	22,887	947,600	2.4%	143.8
Unknown	2,174	386,997	0.6%	
Total	32,651	1,962,360	1.7%	151.2

COVID-19: characteristics of 1,962,360 cases

Data through Mar 18, 2021 verified as of Mar 19, 2021 at 09:25 AM

Data in this report are provisional and subject to change.

Tables below include cases in Florida residents and non-Florida residents.

All 67 Florida counties have cases:

County	FL resident cases		Non-FL resident cases	Total cases	FL resident deaths	FL death rate
Dade	426,861	<div><div></div></div> 22%	5,316	432,177	5,716	1.3%
Broward	204,490	<div><div></div></div> 10%	2,399	206,889	2,580	1.3%
Palm Beach	125,296	<div><div></div></div> 6%	2,195	127,491	2,595	2.1%
Orange	117,862	<div><div></div></div> 6%	1,681	119,543	1,159	1.0%
Hillsborough	116,421	<div><div></div></div> 6%	985	117,406	1,576	1.4%
Duval	89,718	<div><div></div></div> 5%	1,491	91,209	1,258	1.4%
Pinellas	68,119	<div><div></div></div> 3%	1,710	69,829	1,524	2.2%
Lee	58,577	<div><div></div></div> 3%	2,037	60,614	906	1.5%
Polk	59,122	<div><div></div></div> 3%	420	59,542	1,219	2.1%
Osceola	37,841	<div><div></div></div> 2%	635	38,476	473	1.2%
Volusia	35,843	<div><div></div></div> 2%	608	36,451	696	1.9%
Brevard	35,420	<div><div></div></div> 2%	631	36,051	789	2.2%
Pasco	34,824	<div><div></div></div> 2%	312	35,136	680	2.0%
Escambia	30,948	<div><div></div></div> 2%	3,573	34,521	657	2.1%
Manatee	32,924	<div><div></div></div> 2%	746	33,670	630	1.9%
Collier	30,468	<div><div></div></div> 2%	1,152	31,620	488	1.6%
Leon	29,052	<div><div></div></div> 1%	870	29,922	298	1.0%
Seminole	28,590	<div><div></div></div> 1%	217	28,807	449	1.6%
Marion	28,426	<div><div></div></div> 1%	138	28,564	904	3.2%
Sarasota	26,975	<div><div></div></div> 1%	1,350	28,325	751	2.8%
Lake	25,481	<div><div></div></div> 1%	414	25,895	593	2.3%
St. Lucie	23,200	<div><div></div></div> 1%	168	23,368	567	2.4%
Alachua	22,696	<div><div></div></div> 1%	261	22,957	252	1.1%
St. Johns	20,420	<div><div></div></div> 1%	290	20,710	201	1.0%
Okaloosa	19,367	<div><div></div></div> 1%	208	19,575	343	1.8%
Bay	18,650	<div><div></div></div> 1%	738	19,388	368	2.0%
Santa Rosa	17,330	<div><div></div></div> 1%	221	17,551	276	1.6%
Clay	17,039	<div><div></div></div> 1%	45	17,084	325	1.9%
Hernando	11,885	<div><div></div></div> 1%	91	11,976	435	3.7%
Indian River	11,364	<div><div></div></div> 1%	96	11,460	275	2.4%
Charlotte	10,944	<div><div></div></div> 1%	175	11,119	388	3.5%
Martin	10,899	<div><div></div></div> 1%	198	11,097	299	2.7%
Citrus	10,014	<div><div></div></div> 1%	83	10,097	420	4.2%
Sumter	8,378	<div><div></div></div> 0%	94	8,472	242	2.9%
Nassau	7,469	<div><div></div></div> 0%	431	7,900	118	1.6%

County	FL resident cases		Non-FL resident cases	Total cases	FL resident deaths	FL death rate
Columbia	7,725	<div><div></div></div> 0%	37	7,762	162	2.1%
Highlands	7,407	<div><div></div></div> 0%	83	7,490	312	4.2%
Walton	6,474	<div><div></div></div> 0%	765	7,239	81	1.3%
Flagler	6,305	<div><div></div></div> 0%	78	6,383	93	1.5%
Monroe	5,855	<div><div></div></div> 0%	336	6,191	48	0.8%
Jackson	5,952	<div><div></div></div> 0%	64	6,016	154	2.6%
Putnam	5,938	<div><div></div></div> 0%	19	5,957	133	2.2%
Gadsden	5,503	<div><div></div></div> 0%	16	5,519	91	1.7%
Suwannee	5,163	<div><div></div></div> 0%	28	5,191	135	2.6%
Hendry	4,392	<div><div></div></div> 0%	17	4,409	76	1.7%
Desoto	3,951	<div><div></div></div> 0%	19	3,970	79	2.0%
Okeechobee	3,603	<div><div></div></div> 0%	48	3,651	83	2.3%
Unknown	368	<div><div></div></div> 0%	3,145	3,513	0	0.0%
Baker	3,319	<div><div></div></div> 0%	15	3,334	59	1.8%
Wakulla	3,208	<div><div></div></div> 0%	12	3,220	52	1.6%
Levy	3,016	<div><div></div></div> 0%	13	3,029	43	1.4%
Bradford	2,882	<div><div></div></div> 0%	13	2,895	54	1.9%
Hardee	2,856	<div><div></div></div> 0%	14	2,870	35	1.2%
Taylor	2,681	<div><div></div></div> 0%	6	2,687	43	1.6%
Washington	2,630	<div><div></div></div> 0%	20	2,650	48	1.8%
Holmes	2,175	<div><div></div></div> 0%	31	2,206	45	2.1%
Madison	2,002	<div><div></div></div> 0%	26	2,028	43	2.1%
Gulf	1,870	<div><div></div></div> 0%	23	1,893	41	2.2%
Union	1,763	<div><div></div></div> 0%	1	1,764	70	4.0%
Calhoun	1,644	<div><div></div></div> 0%	3	1,647	42	2.6%
Lafayette	1,604	<div><div></div></div> 0%	0	1,604	25	1.6%
Hamilton	1,558	<div><div></div></div> 0%	19	1,577	23	1.5%
Dixie	1,533	<div><div></div></div> 0%	3	1,536	22	1.4%
Gilchrist	1,457	<div><div></div></div> 0%	4	1,461	37	2.5%
Jefferson	1,393	<div><div></div></div> 0%	22	1,415	24	1.7%
Franklin	1,256	<div><div></div></div> 0%	33	1,289	16	1.3%
Liberty	1,050	<div><div></div></div> 0%	1	1,051	16	1.5%
Glades	914	<div><div></div></div> 0%	4	918	16	1.8%
Total	1,962,360		36,897	1,999,257	32,651	1.7%

COVID-19: characteristics of 1,962,360 Florida resident cases

Data through Mar 18, 2021 verified as of Mar 19, 2021 at 09:25 AM

Data in this report are provisional and subject to change.

The table below includes the cities and counties of residence for cases in Florida residents based on the patient's ZIP Code. Note that city is not always received as part of the initial notification and may be missing while the case is being investigated.

City and county	Cases
Miami, Dade	247,127
Orlando, Orange	87,012
Jacksonville, Duval	84,301
Tampa, Hillsborough	67,873
Hialeah, Dade	60,389
Fort Lauderdale, Broward	43,793
Hollywood, Broward	39,150
West Palm Beach, Palm Beach	30,634
Kissimmee, Osceola	29,195
Tallahassee, Leon	28,044
Homestead, Dade	26,120
Naples, Collier	25,731
Pensacola, Escambia	25,723
Saint Petersburg, Pinellas	24,961
Fort Myers, Lee	22,898
Bradenton, Manatee	21,457
Boca Raton, Palm Beach	21,210
Ocala, Marion	20,948
Lakeland, Polk	20,623
Pompano Beach, Broward	19,662
Gainesville, Alachua	18,050
Sarasota, Sarasota	16,664
Port Saint Lucie, St. Lucie	15,341
Lake Worth, Palm Beach	15,216
Cape Coral, Lee	14,877
Miami Beach, Dade	13,511
Clearwater, Pinellas	13,405
Miramar, Broward	13,352
Boynton Beach, Palm Beach	12,141
Panama City, Bay	11,859
Doral, Dade	11,798
Coral Springs, Broward	11,796
Miami Gardens, Dade	11,358
Saint Augustine, St. Johns	10,933
Melbourne, Brevard	10,232
Winter Haven, Polk	9,959
Delray Beach, Palm Beach	9,431
Lehigh Acres, Lee	9,285
Davie, Broward	8,971
Riverview, Hillsborough	8,885
Vero Beach, Indian River	8,735
Milton, Santa Rosa	8,368
Palm Bay, Brevard	8,210
New Port Richey, Pasco	8,044
Sunrise, Broward	8,022
Fort Pierce, St. Lucie	7,700
Saint Cloud, Osceola	7,500
Coral Gables, Dade	7,492
Largo, Pinellas	7,439
Apopka, Orange	7,291
Daytona Beach, Volusia	7,246
Spring Hill, Hernando	7,086
Plantation, Broward	7,064
Lake City, Columbia	7,030
Orange Park, Clay	6,949
North Miami Beach, Dade	6,862
Clermont, Lake	6,801
Davenport, Polk	6,723

COVID-19: characteristics of 1,962,360 Florida resident cases

Data through Mar 18, 2021 verified as of Mar 19, 2021 at 09:25 AM

Data in this report are provisional and subject to change.

The table below includes the cities and counties of residence for cases in Florida residents based on the patient's ZIP Code. Note that city is not always received as part of the initial notification and may be missing while the case is being investigated.

City and county	Cases
Brandon, Hillsborough	6,650
Jupiter, Palm Beach	6,460
Weston, Broward	6,368
Sanford, Seminole	6,360
Plant City, Hillsborough	6,327
Deltona, Volusia	6,263
Deerfield Beach, Broward	5,955
Winter Garden, Orange	5,816
Tamarac, Broward	5,493
Fort Walton Beach, Okaloosa	5,381
Port Charlotte, Charlotte	5,372
Palm Coast, Flagler	5,297
Crestview, Okaloosa	5,165
Stuart, Martin	5,145
Wesley Chapel, Pasco	5,104
Coconut Creek, Broward	5,019
Palm Beach Gardens, Palm Beach	4,972
Margate, Broward	4,942
Land O Lakes, Pasco	4,877
Winter Park, Orange	4,833
Deland, Volusia	4,812
Palm Harbor, Pinellas	4,760
Palmetto, Manatee	4,756
Wellington, Palm Beach	4,690
Oviedo, Seminole	4,682
Miami Lakes, Dade	4,418
Opa Locka, Dade	4,362
Altamonte Springs, Seminole	4,332
Lutz, Hillsborough	4,263
Port Orange, Volusia	4,203
Middleburg, Clay	4,167
Brooksville, Hernando	4,145
Haines City, Polk	4,140
Valrico, Hillsborough	4,093
Venice, Sarasota	4,069
North Port, Sarasota	4,039
The Villages, Sumter	4,029
Live Oak, Suwannee	4,012
Hallandale, Broward	4,002
Leesburg, Lake	3,969
Ocoee, Orange	3,961
Punta Gorda, Charlotte	3,960
Sebring, Highlands	3,959
Pembroke Pines, Broward	3,940
Saint Johns, St. Johns	3,855
Arcadia, Desoto	3,843
Seminole, Pinellas	3,739
Bonita Springs, Lee	3,723
Zephyrhills, Pasco	3,711
Ormond Beach, Volusia	3,696
Navarre, Santa Rosa	3,618
Okeechobee, Okeechobee	3,592
Pinellas Park, Pinellas	3,456
Windermere, Orange	3,435
Longwood, Seminole	3,393
North Lauderdale, Broward	3,393
Immokalee, Collier	3,387
North Miami, Dade	3,373
Ruskin, Hillsborough	3,335

COVID-19: characteristics of 1,962,360 Florida resident cases

Data through Mar 18, 2021 verified as of Mar 19, 2021 at 09:25 AM

Data in this report are provisional and subject to change.

The table below includes the cities and counties of residence for cases in Florida residents based on the patient's ZIP Code. Note that city is not always received as part of the initial notification and may be missing while the case is being investigated.

City and county	Cases
Cocoa, Brevard	3,278
Gulf Breeze, Santa Rosa	3,266
Niceville, Okaloosa	3,220
Cantonment, Escambia	3,115
Panama City Beach, Bay	3,025
Lake Worth Beach, Palm Beach	2,998
Jacksonville Beach, Duval	2,978
Key West, Monroe	2,966
Quincy, Gadsden	2,931
Casselberry, Seminole	2,923
Crawfordville, Wakulla	2,878
Hudson, Pasco	2,840
Port Richey, Pasco	2,836
Dade City, Pasco	2,827
Titusville, Brevard	2,826
Bartow, Polk	2,771
North Fort Myers, Lee	2,756
Cutler Ridge, Dade	2,754
Palatka, Putnam	2,753
Oakland Park, Broward	2,744
Winter Springs, Seminole	2,708
Fernandina Beach, Nassau	2,705
Green Cove Springs, Clay	2,673
Lake Mary, Seminole	2,656
Aventura, Dade	2,624
Kissimmee, Polk	2,620
Auburndale, Polk	2,606
Merritt Island, Brevard	2,559
Ponte Vedra Beach, St. Johns	2,556
Lake Wales, Polk	2,539
New Smyrna Beach, Volusia	2,529
Perry, Taylor	2,515
Lynn Haven, Bay	2,468
Tarpon Springs, Pinellas	2,467
Marianna, Jackson	2,382
Inverness, Citrus	2,381
Belle Glade, Palm Beach	2,376
Parkland, Broward	2,321
Clewiston, Hendry	2,297
Eustis, Lake	2,277
Fleming Island, Clay	2,262
Santa Rosa Beach, Walton	2,250
Wimauma, Hillsborough	2,242
Cooper City, Broward	2,239
Royal Palm Beach, Palm Beach	2,236
Dunedin, Pinellas	2,229
Loxahatchee, Palm Beach	2,206
Estero, Lee	2,200
Holiday, Pasco	2,128
Defuniak Springs, Walton	2,058
Chipley, Washington	2,043
Sarasota, Manatee	2,039
Rockledge, Brevard	2,038
Key Biscayne, Dade	2,036
Parrish, Manatee	2,023
Destin, Okaloosa	1,978
Labelle, Hendry	1,955
Palm City, Martin	1,951
Starke, Bradford	1,946

COVID-19: characteristics of 1,962,360 Florida resident cases

Data through Mar 18, 2021 verified as of Mar 19, 2021 at 09:25 AM

Data in this report are provisional and subject to change.

The table below includes the cities and counties of residence for cases in Florida residents based on the patient's ZIP Code. Note that city is not always received as part of the initial notification and may be missing while the case is being investigated.

City and county	Cases
Mount Dora, Lake	1,941
Odessa, Hillsborough	1,939
Riviera Beach, Palm Beach	1,919
Avon Park, Highlands	1,917
Mulberry, Polk	1,893
Tavares, Lake	1,858
Seffner, Hillsborough	1,854
Summerfield, Marion	1,778
Yulee, Nassau	1,772
Groveland, Lake	1,746
Pinecrest, Dade	1,724
Lithia, Hillsborough	1,717
Maitland, Orange	1,669
Wauchula, Hardee	1,668
Orange City, Volusia	1,656
Macclenny, Baker	1,626
Sebastian, Indian River	1,608
Callahan, Nassau	1,590
Missing, Dade	1,583
Mayo, Lafayette	1,575
Palmetto Bay, Dade	1,571
Lady Lake, Lake	1,571
Bonifay, Holmes	1,556
Coconut Grove, Dade	1,550
Carol City, Dade	1,548
Ponte Vedra, St. Johns	1,546
Homosassa, Citrus	1,541
Crystal River, Citrus	1,515
Crossings, Dade	1,482
Dania, Broward	1,482
Lake Placid, Highlands	1,402
Pace, Santa Rosa	1,401
Gibsonton, Hillsborough	1,394
Oldsmar, Pinellas	1,374
Lake Butler, Union	1,367
Sun City Center, Hillsborough	1,363
Florida City, Dade	1,361
Hobe Sound, Martin	1,360
Dover, Hillsborough	1,352
Apollo Beach, Hillsborough	1,334
Atlantic Beach, Duval	1,332
Madison, Madison	1,328
Edgewater, Volusia	1,303
Dunnellon, Marion	1,303
Palm Springs, Palm Beach	1,298
Biscayne Park, Dade	1,285
Debary, Volusia	1,279
Monticello, Jefferson	1,275
Alachua, Alachua	1,261
Indiantown, Martin	1,239
Bellevue, Marion	1,237
Graceville, Jackson	1,222
North Palm Beach, Palm Beach	1,202
Lantana, Palm Beach	1,187
Century, Escambia	1,171
South Miami, Dade	1,147
Newberry, Alachua	1,128
Lecanto, Citrus	1,115
Safety Harbor, Pinellas	1,095

COVID-19: characteristics of 1,962,360 Florida resident cases

Data through Mar 18, 2021 verified as of Mar 19, 2021 at 09:25 AM

Data in this report are provisional and subject to change.

The table below includes the cities and counties of residence for cases in Florida residents based on the patient's ZIP Code. Note that city is not always received as part of the initial notification and may be missing while the case is being investigated.

City and county	Cases
Ellenton, Manatee	1,094
Williston, Levy	1,090
Jensen Beach, Martin	1,085
Havana, Gadsden	1,084
El Portal, Dade	1,075
Beverly Hills, Citrus	1,059
Hilliard, Nassau	1,058
Freeport, Walton	1,040
Satellite Beach, Brevard	1,037
Blountstown, Calhoun	1,036
Lauderhill, Broward	1,031
Jasper, Hamilton	1,021
Trenton, Gilchrist	988
Wildwood, Sumter	984
Wilton Manors, Broward	976
Wewahitchka, Gulf	961
Nokomis, Sarasota	956
Sanderson, Baker	944
Englewood, Charlotte	941
Keystone Heights, Clay	935
Hernando, Citrus	925
Frostproof, Polk	919
Mary Esther, Okaloosa	917
Fellsmere, Indian River	916
Key Largo, Monroe	910
Everglades National Park, Dade	905
Bushnell, Sumter	894
Dunnellon, Citrus	891
Polk City, Polk	890
Fisher Island, Dade	883
Lauderdale Lakes, Broward	881
Shalimar, Okaloosa	880
Port Saint Joe, Gulf	879
Medley, Dade	868
Moore Haven, Glades	855
Coleman, Sumter	839
Bristol, Liberty	814
Cross City, Dixie	814
Pahokee, Palm Beach	806
South Bay, Palm Beach	801
Marco Island, Collier	796
Cocoa Beach, Brevard	786
Chiefland, Levy	780
Fort Meade, Polk	774
High Springs, Alachua	757
Trinity, Pasco	749
Minneola, Lake	748
Sorrento, Lake	745
Spring Hill, Pasco	744
Glen Saint Mary, Baker	744
Indialantic, Brevard	743
Englewood, Sarasota	729
Chattahoochee, Gadsden	729
Thonotosassa, Hillsborough	723
Fruitland Park, Lake	720
Olympia Heights, Dade	704
Crescent City, Putnam	702
Miramar Beach, Walton	701
Uleta, Dade	701

COVID-19: characteristics of 1,962,360 Florida resident cases

Data through Mar 18, 2021 verified as of Mar 19, 2021 at 09:25 AM

Data in this report are provisional and subject to change.

The table below includes the cities and counties of residence for cases in Florida residents based on the patient's ZIP Code. Note that city is not always received as part of the initial notification and may be missing while the case is being investigated.

City and county	Cases
Marathon, Monroe	699
Southwest Ranches, Broward	697
Interlachen, Putnam	688
Coral, Dade	679
Umatilla, Lake	670
Fort Myers Beach, Lee	667
Bowling Green, Hardee	664
Lawtey, Bradford	664
Old Town, Dixie	660
Jacksonville, St. Johns	650
Lake Alfred, Polk	645
West Melbourne, Brevard	641
Fort White, Columbia	634
Neptune Beach, Duval	626
Silver Springs, Marion	606
Weeki Wachee, Hernando	587
Baker, Okaloosa	587
South Daytona, Volusia	571
Belle Isle, Orange	568
Bronson, Levy	565
Palm Beach, Palm Beach	564
Clearwater Beach, Pinellas	561
Surfside, Dade	555
Sneads, Jackson	551
Bunnell, Flagler	550
Gulfport, Pinellas	550
Jay, Santa Rosa	544
Carrabelle, Franklin	523
Mascotte, Lake	505
Hawthorne, Alachua	500
Rotunda West, Charlotte	496
Sweetwater, Dade	492
Oxford, Sumter	484
Molino, Escambia	484
Oakland, Orange	484
Cottondale, Jackson	483
Citra, Marion	478
Youngstown, Bay	471
Midway, Gadsden	468
Zolfo Springs, Hardee	468
Florida State University, Leon	466
Myakka City, Manatee	464
Ocklawaha, Marion	459
Cape Canaveral, Brevard	457
Mims, Brevard	455
Melbourne Beach, Brevard	455
East Palatka, Putnam	453
Tavernier, Monroe	449
Indian Harbour Beach, Brevard	445
Alva, Lee	437
Altha, Calhoun	436
Dundee, Polk	433
Bell, Gilchrist	430
Flagler Beach, Flagler	429
Branford, Suwannee	427
Celebration, Osceola	425
Bal Harbour, Dade	422
Apalachicola, Franklin	413
Centerville, Leon	395

COVID-19: characteristics of 1,962,360 Florida resident cases

Data through Mar 18, 2021 verified as of Mar 19, 2021 at 09:25 AM

Data in this report are provisional and subject to change.

The table below includes the cities and counties of residence for cases in Florida residents based on the patient's ZIP Code. Note that city is not always received as part of the initial notification and may be missing while the case is being investigated.

City and county	Cases
Haverhill, Palm Beach	392
Webster, Sumter	385
Archer, Alachua	383
De Leon Springs, Volusia	378
Eagle Lake, Polk	376
Osprey, Sarasota	364
Hastings, St. Johns	363
Raiford, Union	363
Grand Ridge, Jackson	356
West Miami, Dade	356
Tequesta, Palm Beach	353
Floral City, Citrus	353
Holly Hill, Volusia	339
Lake Park, Palm Beach	337
Chuluota, Seminole	333
Greenville, Madison	332
Grand Island, Lake	331
Ave Maria, Collier	327
Pierson, Volusia	326
Vernon, Washington	322
Malone, Jackson	316
Montverde, Lake	316
Missing, Volusia	314
Jennings, Hamilton	313
Satsuma, Putnam	309
Missing, Orange	306
Indian Rocks Beach, Pinellas	305
Sebastian, Brevard	305
Gotha, Orange	304
Eastpoint, Franklin	301
Laurel Hill, Okaloosa	299
Bryceville, Nassau	298
Melrose, Putnam	296
Kenneth City, Pinellas	295
Westville, Holmes	294
Fort McCoy, Marion	293
Elkton, St. Johns	292
Reddick, Marion	291
Alafaya, Orange	290
Malabar, Brevard	288
Valparaiso, Okaloosa	287
Lehigh, Lee	285
Lake Panasoffkee, Sumter	279
Winter Park, Seminole	279
Greenwood, Jackson	273
Anthony, Marion	271
O Brien, Suwannee	270
San Antonio, Pasco	270
Ponce De Leon, Holmes	269
Belleair, Pinellas	260
Geneva, Seminole	259
Greenacres, Palm Beach	255
Morriston, Levy	255
Inlet Beach, Walton	244
South Pasadena, Pinellas	241
Sanibel, Lee	239
Eglin Air Force Base, Okaloosa	238
Fountain, Bay	238
Hallandale Beach, Broward	238

COVID-19: characteristics of 1,962,360 Florida resident cases

Data through Mar 18, 2021 verified as of Mar 19, 2021 at 09:25 AM

Data in this report are provisional and subject to change.

The table below includes the cities and counties of residence for cases in Florida residents based on the patient's ZIP Code. Note that city is not always received as part of the initial notification and may be missing while the case is being investigated.

City and county	Cases
Lee, Madison	236
Edgewood, Orange	232
Fern Park, Seminole	231
Southport, Bay	230
Kindred, Osceola	226
University Of Central Fl, Orange	224
Weirsdale, Marion	223
White Springs, Hamilton	222
Gretna, Gadsden	221
Hosford, Liberty	221
Longboat Key, Manatee	218
Wellborn, Suwannee	214
Mcdavid, Escambia	207
Saint James City, Lee	206
Holt, Okaloosa	206
Islamorada, Monroe	202
Lakewood Ranch, Manatee	201
Astatula, Lake	200
Holmes Beach, Manatee	199
Bay Harbor Islands, Dade	198
Juno Beach, Palm Beach	193
Howey-In-The-Hills, Lake	192
Poinciana, Polk	192
Micanopy, Alachua	190
Mcalpin, Suwannee	189
Madeira Beach, Pinellas	189
Babson Park, Polk	186
Sopchoppy, Wakulla	186
Alford, Jackson	184
Altoona, Lake	184
Zellwood, Orange	183
Azalea Park, Orange	183
The Villages, Marion	181
Atlantis, Palm Beach	179
The Villages, Lake	175
Lake Helen, Volusia	174
Lauderdale By The Sea, Broward	173
Summerland Key, Monroe	166
Mangonia Park, Palm Beach	166
Odessa, Pasco	164
Center Hill, Sumter	164
Viera, Brevard	164
Caryville, Washington	161
Golden Beach, Dade	159
University Of Miami, Dade	159
Pomona Park, Putnam	157
Cutler Bay, Dade	156
Bokeelia, Lee	153
Osteen, Volusia	153
Hypoluxo, Palm Beach	150
Rocky Point, Hillsborough	149
Lockhart, Orange	148
University Of Fl, Alachua	147
Oak Hill, Volusia	147
Bay Lake, Orange	146
Grant-Valkaria, Brevard	145
Lutz, Pasco	144
Ponce Inlet, Volusia	140
Sumterville, Sumter	140

COVID-19: characteristics of 1,962,360 Florida resident cases

Data through Mar 18, 2021 verified as of Mar 19, 2021 at 09:25 AM

Data in this report are provisional and subject to change.

The table below includes the cities and counties of residence for cases in Florida residents based on the patient's ZIP Code. Note that city is not always received as part of the initial notification and may be missing while the case is being investigated.

City and county	Cases
Hiawasse, Orange	140
Citrus Springs, Citrus	139
Clair-Mel City, Hillsborough	137
Hollister, Putnam	135
Carrollwood, Hillsborough	133
Lady Lake, Sumter	132
Big Pine Key, Monroe	131
Baldwin, Duval	128
Cloud Lake, Palm Beach	128
San Mateo, Putnam	126
Paisley, Lake	126
Inglis, Levy	126
Missing, Lee	125
Hampton, Bradford	125
Steinhatchee, Taylor	124
Apopka, Seminole	124
Christmas, Orange	122
Lake Hamilton, Polk	120
Matlacha, Lee	120
Kendall, Dade	120
Clarksville, Calhoun	119
Belleair Beach, Pinellas	112
Placida, Charlotte	112
University Of Central Florida, Orange	112
West Park, Broward	110
Callaway, Bay	109
Buena Ventura Lakes, Osceola	108
Tierra Verde, Pinellas	107
Panacea, Wakulla	106
Saint Leo, Pasco	105
Seville, Volusia	103
Lighthouse Point, Broward	101
Brooker, Bradford	101
Hurlburt Field, Okaloosa	101
Dinsmore, Duval	101
Barry University, Dade	101
Temple Terrace, Hillsborough	101
Astor, Lake	100
Harmony, Osceola	100
Lamont, Jefferson	100
Cedar Key, Levy	99
South Fort Myers, Lee	98
Missing, St. Johns	97
Canal Point, Palm Beach	97
Barefoot Bay, Brevard	95
Dania Beach, Broward	95
Bascom, Jackson	94
Tyndall Air Force Base, Bay	94
Fruit Cove, St. Johns	94
Florahome, Putnam	94
Bradenton Beach, Manatee	93
Waldo, Alachua	92
Florida Gulf Coast Univ, Lee	91
University Of South Florida, Hillsborough	88
City Of Sunrise, Broward	88
Crystal Beach, Pinellas	87
Missing, Pinellas	87
Maitland, Seminole	87
Pinetta, Madison	87

COVID-19: characteristics of 1,962,360 Florida resident cases

Data through Mar 18, 2021 verified as of Mar 19, 2021 at 09:25 AM

Data in this report are provisional and subject to change.

The table below includes the cities and counties of residence for cases in Florida residents based on the patient's ZIP Code. Note that city is not always received as part of the initial notification and may be missing while the case is being investigated.

City and county	Cases
Kathleen, Polk	84
Missing, Marion	83
Sunny Isles Beach, Dade	82
Lorida, Highlands	82
F M, Lee	80
Fort Denaud, Hendry	80
Ocean Ridge, Palm Beach	77
Missing, St. Lucie	77
Yalaha, Lake	76
Eatonville, Orange	75
Welaka, Putnam	75
Saint Pete Beach, Pinellas	74
Patrick Air Force Base, Brevard	73
Avon Park, Polk	73
Palma Ceia, Hillsborough	73
Princeton, Dade	71
Campbellton, Jackson	70
Air Mail Facility, Dade	69
North Venice, Sarasota	68
Ochopee, Collier	68
Boca Grande, Lee	67
Missing, Lake	67
Greensboro, Gadsden	66
Anna Maria, Manatee	65
Stock Island, Monroe	64
Cudjoe Key, Monroe	61
Reunion, Osceola	61
Bonita Beach, Lee	59
Destin, Walton	59
Georgetown, Putnam	59
Missing, Duval	58
Mexico Beach, Bay	58
Bellview, Escambia	57
Felda, Hendry	57
Micco, Brevard	57
North Redington Beach, Pinellas	57
Orlando, Seminole	57
Missing, Pasco	56
Treasure Island, Pinellas	56
Lake Suzy, Desoto	54
Missing, Palm Beach	54
Missing, Santa Rosa	54
Miami Springs, Dade	53
Miami, Unknown	53
Walnut Hill, Escambia	53
Ona, Hardee	53
Singer Island, Palm Beach	52
Okahumpka, Lake	51
Orlando, Dade	51
Northdale, Hillsborough	51
Heathrow, Seminole	51
Town N Country, Hillsborough	50
Duette, Manatee	50
Palm Beach Shores, Palm Beach	50
Salt Springs, Marion	49
University Of Tampa, Hillsborough	49
Aloma, Orange	49
Enterprise, Volusia	48
Miromar Lakes, Lee	48

COVID-19: characteristics of 1,962,360 Florida resident cases

Data through Mar 18, 2021 verified as of Mar 19, 2021 at 09:25 AM

Data in this report are provisional and subject to change.

The table below includes the cities and counties of residence for cases in Florida residents based on the patient's ZIP Code. Note that city is not always received as part of the initial notification and may be missing while the case is being investigated.

City and county	Cases
Cinco Bayou, Okaloosa	47
Terra Ceia, Manatee	46
Intercession City, Osceola	46
Highland City, Polk	45
Sewalls Point, Martin	44
Florence Villa, Polk	44
Waverly, Polk	44
Green Acres, Palm Beach	44
Eaton Park, Polk	43
Orlando, Osceola	43
Gulf Breeze, Escambia	43
Lacoochee, Pasco	42
Missing, Sumter	42
Village Of Wellington, Palm Beach	42
Kenansville, Osceola	42
Manalapan, Palm Beach	42
Ebro, Washington	41
Key Colony Beach, Monroe	41
Saint Johns, Duval	40
Florida International Univ, Dade	40
Cortez, Manatee	40
Bayonet Point, Pasco	39
Orlando, Broward	39
Village Wellington, Palm Beach	39
Naranja, Dade	39
Missing, Broward	38
Ponte Vedra, Duval	37
Florida A And M University, Leon	37
Orlando, Volusia	37
Hialeah Gardens, Dade	36
Orlando, Polk	35
Pasadena, Pinellas	34
Stetson University, Volusia	34
Bay Pines, Pinellas	34
Tice, Lee	34
Miami Shores, Dade	34
Missing, Hillsborough	34
Flemington, Marion	34
North Bay Village, Dade	34
Highland Beach, Palm Beach	34
Siesta Key, Sarasota	33
Palm Shores, Brevard	33
Homeland, Polk	33
Bonaventure, Broward	33
Missing, Seminole	33
Dowling Park, Suwannee	33
Miami, Broward	32
Venus, Highlands	32
Lulu, Columbia	32
Lakeshore, Polk	32
Hallandale Beach, Broward	32
Bagdad, Santa Rosa	32
Davenport, Osceola	31
Eloise, Polk	31
Nocatee, Desoto	30
Mcintosh, Marion	30
Univ Of FI Student Dorms, Alachua	30
Penney Farms, Clay	30
Bayshore Gardens, Manatee	30

COVID-19: characteristics of 1,962,360 Florida resident cases

Data through Mar 18, 2021 verified as of Mar 19, 2021 at 09:25 AM

Data in this report are provisional and subject to change.

The table below includes the cities and counties of residence for cases in Florida residents based on the patient's ZIP Code. Note that city is not always received as part of the initial notification and may be missing while the case is being investigated.

City and county	Cases
Kinard, Calhoun	30
Wekiva Springs, Seminole	29
Jupiter, Martin	29
Bonita Springs, Collier	29
Lealman, Pinellas	29
South Palm Beach, Palm Beach	29
Orlando, Hillsborough	29
Poinciana, Osceola	29
Horseshoe Beach, Dixie	28
Pensacola Beach, Santa Rosa	28
Alturas, Polk	28
Caryville, Holmes	27
Chokoloskee, Collier	27
City Of Westlake, Palm Beach	27
Florida State, Leon	27
Homosassa Springs, Citrus	27
Saint Marks, Wakulla	27
Sugarloaf Key, Monroe	27
Fort Lauderdale, Dade	26
Palmdale, Glades	26
Long Key, Monroe	26
Bradley, Polk	26
Pine Hills, Orange	26
Little Torch Key, Monroe	26
Ridge Manor, Pasco	25
Pembroke Park, Broward	25
Tangerine, Orange	25
South Miami Heights, Dade	25
Westlake, Palm Beach	25
Missing, Monroe	25
Earleton, Alachua	25
Indian Lake Estates, Polk	25
Santa Fe, Alachua	24
Westchase, Hillsborough	24
New Smyrna, Volusia	24
Missing, Escambia	24
Labelle, Glades	24
Hawthorne, Putnam	24
Archer, Levy	23
Paxton, Walton	23
Sydney, Hillsborough	23
Missing, Manatee	23
Goulds, Dade	23
Balm, Hillsborough	22
Tioga, Alachua	22
Missing, Citrus	22
Orange Lake, Marion	22
Sparr, Marion	22
Citrus Ridge, Indian River	22
Wausau, Washington	22
Yankeetown, Levy	22
Missing, Brevard	22
Florida Dept Of Corrections, Union	22
Kissimmee, Orange	22
La Crosse, Alachua	22
Bonifay, Washington	21
Bostwick, Putnam	21
Loughman, Polk	21
Plymouth, Orange	21

COVID-19: characteristics of 1,962,360 Florida resident cases

Data through Mar 18, 2021 verified as of Mar 19, 2021 at 09:25 AM

Data in this report are provisional and subject to change.

The table below includes the cities and counties of residence for cases in Florida residents based on the patient's ZIP Code. Note that city is not always received as part of the initial notification and may be missing while the case is being investigated.

City and county	Cases
Everglades City, Collier	21
Wabasso, Indian River	21
Florida International University, Dade	21
Perdido Key, Escambia	21
Indian River Shores, Indian River	20
Sun City, Hillsborough	20
Pine Castle, Orange	20
Branford, Lafayette	20
Redington Shores, Pinellas	20
Fort Ogden, Desoto	20
Laud-By-The-Sea, Broward	20
Missing, Okaloosa	20
Lowell, Marion	19
Mango, Hillsborough	19
Candler, Marion	19
Parker, Bay	19
Missing, Indian River	19
Champions Gate, Polk	19
Orlando, Palm Beach	19
Wildlight, Nassau	19
Crystal Springs, Pasco	19
Babcock Ranch, Lee	19
Mexico Beach, Gulf	19
Union Park, Orange	19
Gulf Stream, Palm Beach	18
Goodland, Collier	18
Nalcrest, Polk	18
High Springs, Gilchrist	18
Maxville, Duval	18
Hollywood, Dade	18
Jensen Beach, St. Lucie	18
Ramrod Key, Monroe	18
Trenton, Levy	18
Missing, Collier	17
Graceville, Holmes	17
Nichols, Polk	17
Suwannee, Dixie	16
Webster, Hernando	16
Hernando Beach, Hernando	16
Gulf Hammock, Levy	16
Tallevast, Manatee	16
Shady Hills, Pasco	16
Jacksonville, Unknown	16
West Panama City Beach, Bay	16
Wewahitchka, Calhoun	16
Woodville, Leon	16
Orlando, Pinellas	16
Otter Creek, Levy	16
Forest City, Orange	16
Lake City, Suwannee	15
Golden Oak, Orange	15
Lake Buena Vista, Orange	15
Buckingham, Lee	15
Brooksville, Pasco	15
Lakewood Ranch, Sarasota	15
Hutchinson Island, St. Lucie	15
White Springs, Columbia	15
Missing, Bay	15
Mount Dora, Orange	14

COVID-19: characteristics of 1,962,360 Florida resident cases

Data through Mar 18, 2021 verified as of Mar 19, 2021 at 09:25 AM

Data in this report are provisional and subject to change.

The table below includes the cities and counties of residence for cases in Florida residents based on the patient's ZIP Code. Note that city is not always received as part of the initial notification and may be missing while the case is being investigated.

City and county	Cases
Laurel Hill, Walton	14
Village Of Palmetto Bay, Dade	14
Graham, Bradford	14
Missing, Martin	14
Copeland, Collier	14
Belleair Bluffs, Pinellas	14
Saint Lucie West, St. Lucie	14
Murdock, Charlotte	14
Winter Garden, Lake	14
Trilby, Pasco	14
Daytona Beach Shores, Volusia	14
Fort Charlotte, Charlotte	13
Hialeah, Unknown	13
Long Boat Key, Manatee	13
Orlando, Brevard	13
Saint George Island, Franklin	13
Orlando, Lake	13
Choctaw Beach, Okaloosa	13
Eau Gallie, Brevard	13
Lake Monroe, Seminole	13
Johns Pass Village, Pinellas	13
Watersound, Walton	13
Boca Raton, Broward	13
Kingsley Lake, Bradford	13
Gonzalez, Escambia	13
Steinhatchee, Dixie	13
Braden River, Manatee	13
Wahneta, Polk	13
Roseland, Indian River	13
Durant, Hillsborough	12
Holder, Citrus	12
Mount Plymouth, Lake	12
Missing, Putnam	12
Florida State Univ Admin, Leon	12
Pensacola Beach, Escambia	12
Rosemary Beach, Walton	12
Orlando, Unknown	12
Unknown, Dade	12
Deer Island, Lake	11
East Lake, Marion	11
Alys Beach, Bay	11
Miami Gardens, Broward	11
Deerfield Beach, Palm Beach	11
Captiva, Lee	11
Ozona, Pinellas	11
Los Angeles, Dade	11
Indian Creek Village, Dade	11
Naples, Lee	11
Babcock Ranch, Charlotte	11
Greenville, Taylor	11
Citrus Hills, Citrus	11
Leisure City, Dade	11
Orlando, Leon	11
Perrine, Dade	10
Orlando, Duval	10
Dade City, Hernando	10
Briny Breezes, Palm Beach	10
Hillsboro Beach, Broward	10
Missing, Unknown	10

COVID-19: characteristics of 1,962,360 Florida resident cases

Data through Mar 18, 2021 verified as of Mar 19, 2021 at 09:25 AM

Data in this report are provisional and subject to change.

The table below includes the cities and counties of residence for cases in Florida residents based on the patient's ZIP Code. Note that city is not always received as part of the initial notification and may be missing while the case is being investigated.

City and county	Cases
Passport, Unknown	10
Seacrest, Walton	10
Missing, Nassau	10
Cypress, Jackson	10
Lake Como, Putnam	10
Missing, Polk	10
University Park, Manatee	10
Grandin, Putnam	10
Gibsonia, Polk	10
Redington Beach, Pinellas	10
Telogia, Liberty	10
Missing, Taylor	10
Sea Ranch Lakes, Broward	9
Palma Sola, Manatee	9
Innovation, Pasco	9
Barberville, Volusia	9
Cottdale, Washington	9
Beverly Beach, Flagler	9
Putnam Hall, Putnam	9
Ferndale, Lake	9
Forest City, Seminole	9
Haines Creek, Lake	9
Lamont, Madison	9
Lloyd, Jefferson	9
Rubonia, Manatee	9
Umatilla, Marion	9
Elfers, Pasco	9
Fanning Springs, Gilchrist	9
Day, Lafayette	9
Grant Valkaria, Brevard	9
Nobleton, Hernando	9
Saint Augustine, Duval	9
West Delray Beach, Palm Beach	9
Evinston, Alachua	8
Salem, Taylor	8
Virginia Gardens, Dade	8
Orange Springs, Marion	8
Fort Walton Beach, Unknown	8
Cross Creek, Alachua	8
Fairfield, Marion	8
Palm City, St. Lucie	8
Seybold, Dade	8
Saint Augustine Beach, St. Johns	8
White City, Gulf	8
Worthington Springs, Union	8
Pine Ridge, Citrus	8
Jerome, Collier	8
Ponce De Leon, Walton	8
Goldenrod, Seminole	8
Missing, Clay	7
Scottsmoor, Brevard	7
Switzerland, St. Johns	7
Maitland, Volusia	7
Aripeka, Pasco	7
Holt, Santa Rosa	7
River Ranch, Polk	7
Niceville, Walton	7
Orlando, Alachua	7
Okeechobee, Glades	7

COVID-19: characteristics of 1,962,360 Florida resident cases

Data through Mar 18, 2021 verified as of Mar 19, 2021 at 09:25 AM

Data in this report are provisional and subject to change.

The table below includes the cities and counties of residence for cases in Florida residents based on the patient's ZIP Code. Note that city is not always received as part of the initial notification and may be missing while the case is being investigated.

City and county	Cases
Fort Lauderdale, Unknown	7
Indian Shores, Pinellas	7
Fernandina, Nassau	7
Orange Park, Duval	7
Port Saint John, Brevard	7
Basinger, Okeechobee	7
Missing, Flagler	7
University Of Central Fl, Hillsborough	7
Orlando, Pasco	7
Longboat Key, Sarasota	7
Keystone Heights, Bradford	7
Miccosukee, Leon	6
Glenwood, Volusia	6
Orchid, Indian River	6
Pensacola, Unknown	6
Ybor City, Hillsborough	6
Morriston, Marion	6
Duck Key, Monroe	6
Newberry, Gilchrist	6
Mayport Naval Station, Duval	6
Lake Butler, Bradford	6
Anastasia Island, St. Johns	6
East Rockland Key, Monroe	6
Bradenton, Sarasota	6
Maitland, Osceola	6
Inglis, Citrus	6
Quail Heights, Dade	6
Punta Gorda, Lee	6
Valkaria, Brevard	6
Deland, Lake	6
Orlando, Flagler	6
Orlando, Marion	6
Sunny Hills, Washington	6
Missing, Walton	6
Labelle, Lee	6
Maitland, Hillsborough	6
Winter Park, Polk	6
Winderemere, Orange	6
Grove City, Charlotte	6
Coco River, Collier	6
Eglin, Okaloosa	6
Ebro, Bay	5
Bruce, Holmes	5
Hialeah, Broward	5
Westchester, Dade	5
Mid Florida, Seminole	5
Ocean Breeze, Martin	5
Port Salerno, Martin	5
Missing, Sarasota	5
Missing, Columbia	5
Missing, Highlands	5
Shady Grove, Taylor	5
Missing, Leon	5
Milton, Escambia	5
Inlet Beach, Bay	5
Mayport, Duval	5
Stuart, St. Lucie	5
Pass, Unknown	5
Miami, Palm Beach	5

COVID-19: characteristics of 1,962,360 Florida resident cases

Data through Mar 18, 2021 verified as of Mar 19, 2021 at 09:25 AM

Data in this report are provisional and subject to change.

The table below includes the cities and counties of residence for cases in Florida residents based on the patient's ZIP Code. Note that city is not always received as part of the initial notification and may be missing while the case is being investigated.

City and county	Cases
Hollywood, Unknown	5
Ocoee, Lake	5
Okeechobee, Martin	5
N/A, Unknown	5
Oneco, Manatee	5
Pompano Beach, Palm Beach	5
Orlando, Manatee	5
Wakulla Springs, Wakulla	5
Weirsdale, Lake	5
Alys Beach, Walton	5
Missing, Alachua	5
Miami Beach, Unknown	5
Point Washington, Walton	5
University Of Central Fl, Martin	5
Williston, Marion	5
Okeechobee, Osceola	5
Psl, Unknown	5
Pompano Beach, Unknown	5
San Carlos Park, Lee	5
Bayou George, Bay	5
Boynton Beach, Broward	5
Missing, Osceola	5
Miramar, Dade	5
Miami Gardens, Unknown	5
Kissimmee, Unknown	5
Jacksonville Naval Air Station, Duval	5
Fort Lauderdale, Palm Beach	5
Clarcona, Orange	5
Lazy Lake, Broward	4
Lamont, Taylor	4
Wacissa, Jefferson	4
Sugarloaf, Monroe	4
Branford, Gilchrist	4
Cape Haze, Charlotte	4
Clewiston, Palm Beach	4
Conch Key, Monroe	4
Pompano Beach, Dade	4
Sandestin, Walton	4
Seacrest, Bay	4
Naples, Unknown	4
High Springs, Columbia	4
Hinsdale, Manatee	4
Bella Collina, Lake	4
Delray Beach, Broward	4
El Jobean, Charlotte	4
Indian Rock Beach, Pinellas	4
International Service Center, Dade	4
Island Grove, Alachua	4
Bowling Green, Polk	4
Cypress Gardens, Polk	4
Loxahatchee Groves, Palm Beach	4
Live Oak, Madison	4
Port Charlotte, Unknown	4
West Bradenton, Manatee	4
Greenville, Jefferson	4
Missing, Hernando	4
Marina Del Rey, Dade	4
Oklawaha, Marion	4
Glen Ridge, Palm Beach	4

COVID-19: characteristics of 1,962,360 Florida resident cases

Data through Mar 18, 2021 verified as of Mar 19, 2021 at 09:25 AM

Data in this report are provisional and subject to change.

The table below includes the cities and counties of residence for cases in Florida residents based on the patient's ZIP Code. Note that city is not always received as part of the initial notification and may be missing while the case is being investigated.

City and county	Cases
Coconut Creek, Palm Beach	4
Pensacola, Santa Rosa	4
Ridge Manor Estates, Sumter	4
Margate, Unknown	4
Melrose, Bradford	4
Highland Park, Polk	4
Los Angeles, Broward	4
Lake Worth, Broward	4
Jacksonville, Dade	3
Inverness, Polk	3
Pass, Dade	3
Vero Beach, Brevard	3
Orem, Palm Beach	3
Pp, Dade	3
Pp, Unknown	3
Woodside, Broward	3
Brewton, Escambia	3
Apopka, Broward	3
Lake Harbor, Palm Beach	3
Lanark Village, Franklin	3
Maitland, Polk	3
Miami Shores, Broward	3
Pineland, Lee	3
Tampa Palms, Hillsborough	3
Tampa, Pinellas	3
Winter Garden, Seminole	3
Tarpon Springs, Pasco	3
Jacksonville, Clay	3
Ludlam, Dade	3
Laurel, Sarasota	3
Clermont, Orange	3
Village Of Golf, Palm Beach	3
Wildwood, Marion	3
Saint Augusaintine Beach, St. Johns	3
Port Saint Lucie, Martin	3
Saint Petersburg, Hillsborough	3
Palm Coast, Volusia	3
Missing, Jackson	3
Lynbrook, Broward	3
Loxahatchee, Broward	3
Lakeland, Hillsborough	3
Miami, Orange	3
Immokalee, Lee	3
Hallandale Beach, Unknown	3
Lake Geneva, Clay	3
Lake City, Duval	3
Fort Myers, Unknown	3
Bradington, Manatee	3
Blountstown, Liberty	3
Crestview, Walton	3
Cross Key, Monroe	3
Cape San Blas, Gulf	3
Apopka, Lake	3
Mayport Naval Housing, Duval	3
Green Cove Springs, Duval	3
Fernandina Beach, Duval	3
Fpo, Duval	3
Vernon, Bay	3
Samoset, Manatee	3

COVID-19: characteristics of 1,962,360 Florida resident cases

Data through Mar 18, 2021 verified as of Mar 19, 2021 at 09:25 AM

Data in this report are provisional and subject to change.

The table below includes the cities and counties of residence for cases in Florida residents based on the patient's ZIP Code. Note that city is not always received as part of the initial notification and may be missing while the case is being investigated.

City and county	Cases
San Fernando, Unknown	3
Plantation Key, Monroe	3
Monticello, Madison	3
Alford, Washington	3
Altamonte Springs, Orange	3
Jonesville, Alachua	3
Julington Creek, St. Johns	3
Jupiter Island, Martin	3
Mims, Volusia	3
Miramar, Unknown	3
Marco Island, Lee	3
Pembroke Pines, Unknown	3
Ocean Reef Club, Monroe	3
Vero Beach, St. Lucie	3
Chicago, Lee	3
Coraopolis, Citrus	3
Champions Gate, Osceola	3
Bristol, Calhoun	3
Jacksonville, Alachua	3
Sorrento, Orange	3
Stuart, Palm Beach	3
North Fort Myers, Charlotte	3
Milligan, Okaloosa	3
Westville, Walton	3
Land O Lakes, Hillsborough	3
Lady Lake, Marion	3
Jacksonville , Duval	3
Fisher Island, Unknown	3
Bay Harbor Islands, Unknown	3
Ft Pierce, St. Lucie	3
Fort Lauderdale, Alachua	2
Deerfield Beach, Unknown	2
Doral, Unknown	2
Brooklyn, Broward	2
Carl Fisher, Dade	2
Cross City, Taylor	2
Homeless, Hillsborough	2
Jupiter, Dade	2
Micanopy, Marion	2
Lakeland, Unknown	2
Windermere, Lake	2
Sutton, Pasco	2
Red Bay, Holmes	2
Saint Marys, Nassau	2
Pembroke Lakes, Broward	2
Port Saint Lucie, Palm Beach	2
Noma, Holmes	2
Ormond Beach, Flagler	2
Panama City, Unknown	2
Pembroke Pines, Dade	2
Summerfield, Unknown	2
Tampa, Hernando	2
Sharpes, Brevard	2
Saint Lucie Village, St. Lucie	2
Sebring, Desoto	2
Vero Beach, Unknown	2
Yeehaw, Okeechobee	2
Wauchula, Desoto	2
Jacksonville Naval Hospital, Duval	2

COVID-19: characteristics of 1,962,360 Florida resident cases

Data through Mar 18, 2021 verified as of Mar 19, 2021 at 09:25 AM

Data in this report are provisional and subject to change.

The table below includes the cities and counties of residence for cases in Florida residents based on the patient's ZIP Code. Note that city is not always received as part of the initial notification and may be missing while the case is being investigated.

City and county	Cases
Hosford, Calhoun	2
Jacksonville, Nassau	2
Longview, Dade	2
Marina Del Rey, Broward	2
Melrose, Clay	2
Mesa, Unknown	2
Aventura, Broward	2
000000, Unknown	2
Dfafs, Okaloosa	2
Venice, Dade	2
University Of Central Fl, Seminole	2
West Palm Beach, Unknown	2
Winter Park, Volusia	2
Winter Springs, Orange	2
Windermere, Hillsborough	2
Okeechobee, Highlands	2
New Port Richey, Hillsborough	2
Orlando, Escambia	2
Pompano Beach, Osceola	2
Port Charlotte, Lee	2
Union, Manatee	2
Sand Lake, Orange	2
Port St. Lucie, St. Lucie	2
Longwood, Unknown	2
Long Beach, Orange	2
Marathon Shores, Monroe	2
Miami, Martin	2
Labelle, Collier	2
Jena, Taylor	2
Lauderhill, Unknown	2
At Large, Broward	2
Bonnie, Dade	2
Boys Ranch, Suwannee	2
Fort Pierce, Brevard	2
Graceville, Unknown	2
Eatonville, Polk	2
Oakland Park, Unknown	2
Orlando, Collier	2
Orlando, St. Lucie	2
Port Canaveral, Brevard	2
Sarasota, Unknown	2
Seguin, Unknown	2
Sunrise, Unknown	2
Tampa, Broward	2
Tarpon Springs, Hillsborough	2
Marysville, Dade	2
Callahan, Duval	2
Dade City, Unknown	2
Cibolo, Orange	2
Claysville, Hernando	2
Crescent Beach, Sarasota	2
Fl State Univ Student, Leon	2
Defuniak Springs, Okaloosa	2
Defuniak Springs, Unknown	2
Blountstown, Jackson	2
Alligator Point, Franklin	2
Coconut Creek, Unknown	2
Eatonville, Lake	2
Crawfordville, Leon	2

COVID-19: characteristics of 1,962,360 Florida resident cases

Data through Mar 18, 2021 verified as of Mar 19, 2021 at 09:25 AM

Data in this report are provisional and subject to change.

The table below includes the cities and counties of residence for cases in Florida residents based on the patient's ZIP Code. Note that city is not always received as part of the initial notification and may be missing while the case is being investigated.

City and county	Cases
Daytona Beach, Unknown	2
Lawtey, Union	2
Hallandale Beach, Dade	2
Los Angeles, Okaloosa	2
Louisville, Manatee	2
Lutz, Pinellas	2
Mount Pleasant, Gadsden	2
Navarre, Okaloosa	2
None, Dade	2
Phoenix, Lake	2
Seven Springs, Pasco	2
Upper Key Largo, Monroe	2
University Of Central Florida, Brevard	2
West Palm Beach, Broward	2
West Villages, Sarasota	2
Zellwood, Lake	2
Clermont, Polk	2
Bronx, Seminole	2
Doctors Inlet, Clay	2
Bonifay, Jackson	2
Bonnie, Sarasota	2
Lecanto, Marion	2
Lake Helen, Orange	2
Maitland, Leon	2
Melrose, Alachua	2
Fort Myers, Collier	2
Fort Pierce, Martin	2
Weston, Dade	2
West Palm Beach, Dade	2
Winter Park, Leon	2
Palm Springs North, Dade	2
Redland, Dade	2
Olustee, Baker	2
Orlando, Charlotte	2
Orlando, Santa Rosa	2
Maitland, Lake	2
Hialeah Lakes, Dade	2
Hialeah, Orange	2
Jan Phyl Village, Polk	2
Moore Haven, Hendry	2
Naples, Broward	2
Cassadaga, Volusia	2
Fort Walton Beach, Walton	2
Duke Field Air Force Station, Okaloosa	2
Dunnellon, Levy	2
University Of Central Florida, Palm Beach	2
University Of Central Florida, Pinellas	2
Wimauma, Manatee	2
Wekiwa Springs, Seminole	2
Provo, Broward	2
Sumatra, Liberty	2
Portland, Unknown	2
University Of Central Florida, Broward	2
Saint Teresa, Wakulla	2
Orlando, Okaloosa	2
Madison, Unknown	2
Maitland, Pasco	2
Ocala, Unknown	2
Miamt, Dade	2

COVID-19: characteristics of 1,962,360 Florida resident cases

Data through Mar 18, 2021 verified as of Mar 19, 2021 at 09:25 AM

Data in this report are provisional and subject to change.

The table below includes the cities and counties of residence for cases in Florida residents based on the patient's ZIP Code. Note that city is not always received as part of the initial notification and may be missing while the case is being investigated.

City and county	Cases
Florida Power & Light Co, Dade	2
Amelia City, Nassau	2
Apopka, Unknown	2
Alligator Point, Wakulla	2
Chipley, Jackson	2
Chipley, Holmes	1
Daniel Island, Bay	1
Colorado Springs, Unknown	1
Conifer, Lee	1
Eatonville, Seminole	1
El Paso, Unknown	1
Elbow Lake, Palm Beach	1
Dunellen, Dade	1
Destin, Unknown	1
Diamond, Highlands	1
Doral, Broward	1
Altamonte, Orange	1
Alva, Collier	1
333, Unknown	1
Allentown, Putnam	1
Apple Creek, Citrus	1
Amelia Village, Nassau	1
Barefoot Beach, Lee	1
Battle Creek, Manatee	1
Avon, Manatee	1
Aventura, Osceola	1
Bryn Mawr, Palm Beach	1
Burkeville, Brevard	1
Camden Wyoming, Duval	1
Celebration, Palm Beach	1
Chattanooga, Dade	1
Bear Grass, Palm Beach	1
Azalea Park, Osceola	1
Boca Raton., Palm Beach	1
Boston, Dade	1
Brewster, Volusia	1
Fortlauderdale, Unknown	1
Fortwalton Beach, Okaloosa	1
Ft Pierce, Unknown	1
Garland, Orange	1
Fort Denaud, Glades	1
Fort Meyers, Lee	1
FI State Lot, Leon	1
Fairless Hills, Broward	1
Everett, Dade	1
Hickory, Lee	1
Homeless, Dade	1
Homer, Escambia	1
Hilliard, Unknown	1
Hallandale Ben, Unknown	1
Havana, Leon	1
Jeffersonville, Broward	1
Knoxville, Escambia	1
Lake Mary, Lake	1
Lapeer, Manatee	1
Lauderdale Hill, Unknown	1
Longwood, Orange	1
Lehigh Cares, Lee	1
Live Oak, Columbia	1

COVID-19: characteristics of 1,962,360 Florida resident cases

Data through Mar 18, 2021 verified as of Mar 19, 2021 at 09:25 AM

Data in this report are provisional and subject to change.

The table below includes the cities and counties of residence for cases in Florida residents based on the patient's ZIP Code. Note that city is not always received as part of the initial notification and may be missing while the case is being investigated.

City and county	Cases
Loganville, Orange	1
Missing, Wakulla	1
Monterey, Broward	1
Mumford, Manatee	1
N/A, Duval	1
Naples, Alachua	1
North Miami, Broward	1
Ocean City, Broward	1
Old Town, Gilchrist	1
Middleburg, Duval	1
Midland, Osceola	1
Missing, Hamilton	1
Miami, Charlotte	1
Miamii, Dade	1
Miami Garden, Unknown	1
Oviedo, Leon	1
Opa Locka, Polk	1
Orem, Sarasota	1
Orem, Unknown	1
Palm City, Unknown	1
Plant City, Unknown	1
Pompano Beach, Alachua	1
Ridgewood, Broward	1
Riverview, Manatee	1
Roseland, Palm Beach	1
Republic, Monroe	1
Richmond, Palm Beach	1
Porter Ranch, Dade	1
Raiford, Bradford	1
Ponte Vedra Beach, Orange	1
Port Orange , Volusia	1
Port Saint Lucie, Indian River	1
San Antonio, Dade	1
San Diego, Unknown	1
Sanford, Palm Beach	1
Russellville, Hillsborough	1
Saint Augustine, Okaloosa	1
Steinhatchee, Alachua	1
Tampa, Escambia	1
Tampa, Manatee	1
Tangerine, Lake	1
University Of Central Florida, Hillsborough	1
University Of Central FI, Pasco	1
Village Of Palm Springs, Palm Beach	1
Virginia Beach, Alachua	1
Webster, Pasco	1
Union City, Bradford	1
Sebastian, Lake	1
Westerville, Hillsborough	1
Wilton Manors, Dade	1
Wilbur By The Sea, Volusia	1
Willowbrook, Lee	1
Winston Salem, Unknown	1
Winter Garden, Hillsborough	1
Woodland Hills, Brevard	1
Youngstown, Calhoun	1
Yulee, Duval	1
Pound Ridge, Leon	1
Port Charlotte FI, Unknown	1

COVID-19: characteristics of 1,962,360 Florida resident cases

Data through Mar 18, 2021 verified as of Mar 19, 2021 at 09:25 AM

Data in this report are provisional and subject to change.

The table below includes the cities and counties of residence for cases in Florida residents based on the patient's ZIP Code. Note that city is not always received as part of the initial notification and may be missing while the case is being investigated.

City and county	Cases
Ponce, Orange	1
Plant City, Hendry	1
Plant City, Pinellas	1
Plantation, Unknown	1
Orlando, Highlands	1
Newport Beach, Palm Beach	1
North Little Rock, Palm Beach	1
Ocoee, Polk	1
Opa Locka, Unknown	1
Orem, Nassau	1
Olando, Orange	1
Sumter Ville, Unknown	1
Tallahassee, Escambia	1
Telluride, Lee	1
Tampa, Dade	1
Tampa, Lee	1
Stockbridge, Leon	1
Sullivans Island, Dade	1
Southampton, Palm Beach	1
Springhill, Unknown	1
South Otselec, Dade	1
Sevierville, Dade	1
Saint Petersburg, Dade	1
San Juan, Osceola	1
San Pedro Sula, Dade	1
Sandy, Duval	1
Richmond Heights, Dade	1
Riverview, Pinellas	1
Rochester, Lee	1
Rosemary Beach, Bay	1
Saint Cloud, Orange	1
West Simsbury, Collier	1
Wayne, Dade	1
Windermere, Polk	1
Winter Park, Lake	1
Tinley Park, Lee	1
University Of Central Fl, Dade	1
Downers Grove, St. Lucie	1
Export, Palm Beach	1
Fdsf, Unknown	1
Felda, Palm Beach	1
Flagler Beach, Volusia	1
Flora, Lee	1
Fort Myers, Lake	1
Fresno, Pasco	1
Fruitland Park, Sumter	1
Fwb, Unknown	1
Gainesville, Marion	1
Gastonia, Polk	1
Clearwater, Highlands	1
Clermont, Unknown	1
Columbia, Orange	1
Coral Gables, Unknown	1
Coral Springs, Unknown	1
Cornelius, Leon	1
Crestview, Dade	1
Dade City, Polk	1
Dania, Unknown	1
Darien, Pasco	1

COVID-19: characteristics of 1,962,360 Florida resident cases

Data through Mar 18, 2021 verified as of Mar 19, 2021 at 09:25 AM

Data in this report are provisional and subject to change.

The table below includes the cities and counties of residence for cases in Florida residents based on the patient's ZIP Code. Note that city is not always received as part of the initial notification and may be missing while the case is being investigated.

City and county	Cases
Arcadia, Charlotte	1
Aspen, Palm Beach	1
Atlanta, Broward	1
Aurburndale, Polk	1
Aventura, Unknown	1
Azalea Park, Sarasota	1
Bartow, Unknown	1
Biscayne Park, Broward	1
Boca Roton, Unknown	1
Alpharetta, Alachua	1
Apalachicola, Leon	1
Brooksville, Columbia	1
Bryn Mawr, Collier	1
Canfield, Duval	1
Naugatuck, Lee	1
New Vernon, Sarasota	1
New York, Broward	1
Northville, Broward	1
Ocala, Indian River	1
Ocoee, Broward	1
Myakka, Duval	1
Missing, Baker	1
Middleburg, Unknown	1
Milford, Palm Beach	1
Milford, Polk	1
Minneapolis, Broward	1
Melbourne, Orange	1
Miami Beach, Palm Beach	1
Miami Granders, Dade	1
Johns Island, Wakulla	1
Killarney, Orange	1
Knoxville, Duval	1
Havanna, Gadsden	1
Jacksonville, Palm Beach	1
Hilliard, Dade	1
Hollywood, Leon	1
Holt, Unknown	1
Homestead, Monroe	1
Humble, Broward	1
Green, Clay	1
Greensburg, Orange	1
Greenville, Monroe	1
Gulf Shores, Escambia	1
Maitland, Unknown	1
Los Angeles, Polk	1
Lakeland, Pasco	1
Lakewood, Unknown	1
Lake City, Volusia	1
Palm Coast, Duval	1
Orlando, Union	1
Ovido, Seminole	1
Oxford, Palm Beach	1
Opalocka, Dade	1
Oakland, Leon	1
Ocala, Alachua	1
Okeechobee, St. Lucie	1
Miami, Collier	1
Miami, St. Lucie	1
Marshall, Palm Beach	1

COVID-19: characteristics of 1,962,360 Florida resident cases

Data through Mar 18, 2021 verified as of Mar 19, 2021 at 09:25 AM

Data in this report are provisional and subject to change.

The table below includes the cities and counties of residence for cases in Florida residents based on the patient's ZIP Code. Note that city is not always received as part of the initial notification and may be missing while the case is being investigated.

City and county	Cases
New Richmond, Volusia	1
North Canton, Palm Beach	1
Rio Dell, Volusia	1
Rochelle, Volusia	1
Saint Cloud, Lee	1
Saint Johns, Orange	1
San Antonio, Sarasota	1
San Antonio, Unknown	1
Sanford, Volusia	1
Panama City, Walton	1
Perry, Leon	1
Perth Amboy, Monroe	1
Port Orange, Unknown	1
Port Saint Lucie, Orange	1
Princeton, Alachua	1
Provincetown, Collier	1
Tampa, Volusia	1
Spring Park, Alachua	1
Steinhatchee, Madison	1
South Burlington, Orange	1
Shannon, Collier	1
Soldotna, Broward	1
Winter Park, Osceola	1
Wood River, Polk	1
Worcester, Palm Beach	1
Wheaton, Lee	1
Winter Park, Alachua	1
Wilmington, Broward	1
Wesley Chapel, Alachua	1
Virginia Beach, Hernando	1
Waco, Broward	1
Washington, Broward	1
Tangerine, Seminole	1
Tewksbury, Orange	1
Umatilla, Alachua	1
University Of Central Florida, Monroe	1
Toms River, Dade	1
Floral, Escambia	1
Grassy Key, Monroe	1
Gainesville, Baker	1
Gilmer, Dade	1
Jacksonville, Manatee	1
Haverford, Hillsborough	1
Herrin, Orange	1
Jamaica, Broward	1
Jersey City, Polk	1
Jupiter, Unknown	1
Kingsland, Duval	1
Kissimmee, Brevard	1
Miamf, Dade	1
Miami G, Dade	1
Marianna, Calhoun	1
Los Angeles, Palm Beach	1
Lyndhurst, Broward	1
Magnolia Square, Osceola	1
Maitland, Alachua	1
Lake In The Hills, Columbia	1
Lake Placid, Alachua	1
Lake Worth Beach, Broward	1

COVID-19: characteristics of 1,962,360 Florida resident cases

Data through Mar 18, 2021 verified as of Mar 19, 2021 at 09:25 AM

Data in this report are provisional and subject to change.

The table below includes the cities and counties of residence for cases in Florida residents based on the patient's ZIP Code. Note that city is not always received as part of the initial notification and may be missing while the case is being investigated.

City and county	Cases
Lemoyne, Manatee	1
Lawrence Township, Palm Beach	1
Lander, Citrus	1
Las Vegas, Orange	1
Bryant, Alachua	1
Bronx, Broward	1
Buffalo, Palm Beach	1
Carol Stream, Orange	1
Castleberry, Escambia	1
Charlotte, Pasco	1
Apo, Pasco	1
Apopka, Flagler	1
99, Unknown	1
Alanson, Bay	1
Aollywoss, Dade	1
Boca Raton, Unknown	1
Bohealia, Lee	1
Blowing Rock, Polk	1
Belleair, Hillsborough	1
Dorchester, Orange	1
Deland, Polk	1
Dallas, Lee	1
De Leon Springs, Putnam	1
Dearborn, Lee	1
Estero, Collier	1
Fanning Springs, Levy	1
Fargo, Unknown	1
Felton, Manatee	1
Clear Brook, Lee	1
Crestview, Holmes	1
Cumberland, Palm Beach	1
Dade City, Hillsborough	1
College Station, Lake	1
Columbus, Brevard	1
Cookeville, Seminole	1
Winter Park, Broward	1
Winter Park, Indian River	1
Zolfo Springs, Polk	1
Westbrook, Dade	1
Wichita, Volusia	1
Washington, Unknown	1
Venice, Unknown	1
Vernon, Unknown	1
Winder Garden, Orange	1
Windermere, Leon	1
Windermere, Osceola	1
Windermere, Seminole	1
Winter Garden, Broward	1
Wells, Polk	1
Winter Garden, Pinellas	1
Tulsa, Orange	1
Tiffin, Highlands	1
Sun City Center, Hardee	1
Sunny Isles Beach, Broward	1
Tallahassee, Duval	1
Tallahassee, Unknown	1
Tampa, Palm Beach	1
Tavares, Marion	1
Saint Cloud, Unknown	1

COVID-19: characteristics of 1,962,360 Florida resident cases

Data through Mar 18, 2021 verified as of Mar 19, 2021 at 09:25 AM

Data in this report are provisional and subject to change.

The table below includes the cities and counties of residence for cases in Florida residents based on the patient's ZIP Code. Note that city is not always received as part of the initial notification and may be missing while the case is being investigated.

City and county	Cases
Saint Johns, Unknown	1
Sarasota, Flagler	1
Saxis, Lee	1
Schenectady, Polk	1
Sebring, Lee	1
Shelton, Manatee	1
Spring Hill , Hernando	1
Spring Hill, Dade	1
Starke, Clay	1
Stone Mountain, Palm Beach	1
Plantation, Orange	1
Pompano Beach, Martin	1
Parker, Dade	1
Parker, Leon	1
Peoria, Unknown	1
Palm Coast, Polk	1
Pacifica, Dade	1
Ormond Beach, Unknown	1
Oviedo, Brevard	1
Orlando, Sarasota	1
Saint Petersburg, St. Lucie	1
Sandford, Seminole	1
Rye, Duval	1
Rex, Duval	1
Potomac, Palm Beach	1
Port Everglades, Broward	1
Ocoee, Osceola	1
Okeechobee, Broward	1
North Pole, Seminole	1
North Port, Lee	1
Old Town, Alachua	1
Omaha, Palm Beach	1
Ona, Manatee	1
Oooooo, Unknown	1
Opa Locka, Broward	1
Orange Park , Duval	1
Orlando, Columbia	1
Orlando, Indian River	1
Orem, Broward	1
New Orleans, Palm Beach	1
Newark, Broward	1
Newburgh, Bay	1
Navarre, Dade	1
Macdill Air Force Base, Hillsborough	1
Los Angeles Ca, Unknown	1
Los Angeles, Hardee	1
Largo, Unknown	1
Littleton, Dade	1
Miami Beach, Broward	1
Middlesburg, Duval	1
Miami Lakes, Unknown	1
Miami, Hillsborough	1
Miami, Manatee	1
Margate, Dade	1
Marshall, Dade	1
Mary Esther, Unknown	1
Medford, Palm Beach	1
Harrison, Pinellas	1
Holly Ridge, Orange	1

COVID-19: characteristics of 1,962,360 Florida resident cases

Data through Mar 18, 2021 verified as of Mar 19, 2021 at 09:25 AM

Data in this report are provisional and subject to change.

The table below includes the cities and counties of residence for cases in Florida residents based on the patient's ZIP Code. Note that city is not always received as part of the initial notification and may be missing while the case is being investigated.

City and county	Cases
Homeless, Polk	1
Homosassa, Hernando	1
Leesburg, Marion	1
Lehigh Acres, Dade	1
Lewisburg, Pasco	1
Lake City, Hamilton	1
La Grange, Dade	1
Jerusalem, St. Johns	1
East Hampton, Palm Beach	1
Cypress, Leon	1
Davenport, Orange	1
Deland, St. Lucie	1
Deltona, Orange	1
Fort Myers-, Lee	1
Fort Pierce, Unknown	1
Gainesville, Duval	1
Granada Hills, Broward	1
Guilford, Dade	1
Hailandale, Unknown	1
Fort Myers, Manatee	1
Foley, Escambia	1
Conway, Leon	1
Coventry, Broward	1
Clermont, Volusia	1
Clewiston, Glades	1
Bridgeport, Dade	1
Bronx, Palm Beach	1
Cartersville, Unknown	1
Altoona, Marion	1
Anaheim, Unknown	1
Argyle, Walton	1
Athens, Duval	1
Bogota, Orange	1
Bradenton, Dade	1
Bradenton, Osceola	1
Dona Vista, Lake	1
East Setauket, Palm Beach	1
El Dorado, Palm Beach	1
Fleming Island, Duval	1
Fellsmere, Brevard	1
Crestview, Broward	1
Clearwater, Leon	1
Charlotte, Alachua	1
Dalecity, Okaloosa	1
Daytona Beach, Orange	1
Deerfield Beach, Polk	1
Crystal River, Marion	1
Crystal River, Unknown	1
Canton, Duval	1
Cantonment, Santa Rosa	1
Cape Coral, Unknown	1
Brooklyn, Polk	1
Bryceville, Duval	1
Bradenton, Lee	1
Boca Raton, Dade	1
Boca Raton, Madison	1
Bogota, Unknown	1
Bal Harbour, Broward	1
Atlanta, Walton	1

COVID-19: characteristics of 1,962,360 Florida resident cases

Data through Mar 18, 2021 verified as of Mar 19, 2021 at 09:25 AM

Data in this report are provisional and subject to change.

The table below includes the cities and counties of residence for cases in Florida residents based on the patient's ZIP Code. Note that city is not always received as part of the initial notification and may be missing while the case is being investigated.

City and county	Cases
Attalla, Broward	1
Auburn, Palm Beach	1
Autaville, Broward	1
Apopka, Volusia	1
Alachua, Suwannee	1
Alafaya, Broward	1
Alafaya, Pinellas	1
Lake Clarke Shores, Palm Beach	1
Lake Forest, Collier	1
Merrick, Palm Beach	1
Metter, Manatee	1
Miami, Osceola	1
Miamiardens, Unknown	1
Miamksaohes, Dade	1
Jacksonville, Baker	1
Jacksonville, Marion	1
Irmo, Unknown	1
Key West, Palm Beach	1
Kilgore, Dade	1
Jupiter Inlet, Palm Beach	1
Jzx, Unknown	1
Land O Lakes, Unknown	1
Lawton, Okaloosa	1
Levittown, Palm Beach	1
Lima, Manatee	1
Lima, Volusia	1
Macclenny, Dixie	1
Madison, Jefferson	1
Maitland, Collier	1
Florida City, Unknown	1
Fort Lauderdale, Collier	1
Gainesville, Levy	1
Glen Cove, Unknown	1
Glen Saint Mary, Duval	1
Golden Oak, Hillsborough	1
Golf, Palm Beach	1
Immokalee, Walton	1
Greensboro, Leon	1
Syracuse, Unknown	1
Twentynine Palms, Broward	1
Vernon, Walton	1
Venezuela, Unknown	1
Waukesha, Volusia	1
Surprise, Unknown	1
St Cloud, Orange	1
St Helena Is, Dade	1
South Miami, Broward	1
San Marcos, Unknown	1
West Miami, Unknown	1
Whippany, Volusia	1
Xifamk, Dade	1
Windermere, Alachua	1
Winfield, Hillsborough	1
Winter Garden, Unknown	1
Winter Park, Brevard	1
Winter Park, Unknown	1
Pooler, Broward	1
Port St. Lucie, Unknown	1
Punta Gorda, Sarasota	1

COVID-19: characteristics of 1,962,360 Florida resident cases

Data through Mar 18, 2021 verified as of Mar 19, 2021 at 09:25 AM

Data in this report are provisional and subject to change.

The table below includes the cities and counties of residence for cases in Florida residents based on the patient's ZIP Code. Note that city is not always received as part of the initial notification and may be missing while the case is being investigated.

City and county	Cases
Putnam, Putnam	1
Ridgewood, Lee	1
Roayl Palm Beach, Palm Beach	1
Roseville, Broward	1
Rye, Palm Beach	1
Saint Petersburg, Bay	1
Orlando, Walton	1
Oviedo, Lake	1
Orlando, St. Johns	1
Orlando, Gadsden	1
Orlando, Hernando	1
Plantation, Leon	1
Pensacola, Dade	1
Panomo City, Bay	1
Parrish, Sarasota	1
Ocala, Duval	1
North Porte, Unknown	1
Notrealville, Polk	1
Nashville, Palm Beach	1
Okeechobi, Unknown	1
Orem, Dade	1
Orlando, Citrus	1
Monument, Broward	1
Mokena, Lee	1
Miami Dade, Unknown	1
Myrtle Beach, Broward	1
Morrisville, Palm Beach	1
North Brunswick, St. Lucie	1
North Grafton, Dade	1
North Lauderdale, Unknown	1
Denton, Broward	1
Destin, Bay	1
Clearwater, Hillsborough	1
Coal City, Pasco	1
Crescent City, Marion	1
Crestview, Unknown	1
Commerce Township, Manatee	1
Coral Gables , Dade	1
Crawfordville, Alachua	1
Fort Lauderdale, Lee	1
Eureka, Flagler	1
Evansville, Citrus	1
Fort Worth, Broward	1
Franklin, Orange	1
Frostproof, Highlands	1
Gainesville, Palm Beach	1
Gainesville, Santa Rosa	1
Brownsville, Escambia	1
Bonnie, St. Johns	1
Belleair Bluffs, Unknown	1
Celebration, Orange	1
Chicago, Broward	1
Choctaw Beach, Unknown	1
Austin, Dade	1
Apo, Collier	1
Big Torch Key, Monroe	1
Black, Holmes	1
Boca Raton, Lee	1
Bonifay, Unknown	1

COVID-19: characteristics of 1,962,360 Florida resident cases

Data through Mar 18, 2021 verified as of Mar 19, 2021 at 09:25 AM

Data in this report are provisional and subject to change.

The table below includes the cities and counties of residence for cases in Florida residents based on the patient's ZIP Code. Note that city is not always received as part of the initial notification and may be missing while the case is being investigated.

City and county	Cases
8852 Teacher Ln, Pasco	1
Addison, Pasco	1
Apopka, Citrus	1
Apopka, Hillsborough	1
Arabi, Orange	1
Litchfield Park, Monroe	1
Littleton, St. Johns	1
Lake Worth, Unknown	1
Lake In The Hills, Broward	1
Jupiter, Pinellas	1
Kansas City, Palm Beach	1
Indianapolis, Lee	1
Gwynn Oak, Polk	1
Milford, Bay	1
Milford, Unknown	1
New Canaan, Dade	1
Na, Dade	1
Missing, Franklin	1
Mossy Head, Walton	1
Mattoon, Lee	1
Melbourne, Volusia	1
Los Angeles, Orange	1
Maitland, Palm Beach	1
Marianna, Leon	1
Marianna, Washington	1
Mary Esther, Hillsborough	1
Saint Charles, Orange	1
Roswell, Bay	1
Ruskin, Dade	1
Ruskin, Manatee	1
Scottsdale, Brevard	1
Scottsdale, Palm Beach	1
Saint Petersburg, Duval	1
Saint Petersburg, Manatee	1
Tampa, Duval	1
Tavares, Unknown	1
Temple, Palm Beach	1
St Peterburg, Orange	1
Stiamk, Dade	1
Summerdale, Escambia	1
Surfside Beach, Orange	1
Sun City Center, Lee	1
Port Saint Lucie, Marion	1
Port St Luice, Unknown	1
Plymouth, Pasco	1
Pensacola Naval Hospital, Escambia	1
Pass-A-Grille, Pinellas	1
Oviedo, Orange	1
Pace, Escambia	1
Painted Post, Pasco	1
Palatka, Marion	1
Newaygo, Charlotte	1
North Port, Charlotte	1
Okeechobee, Unknown	1
Winnetka, Dade	1
Winter Garden, Osceola	1
Winter Haven, Osceola	1
Winter Park, Duval	1
Winter Park, Palm Beach	1

COVID-19: characteristics of 1,962,360 Florida resident cases

Data through Mar 18, 2021 verified as of Mar 19, 2021 at 09:25 AM

Data in this report are provisional and subject to change.

The table below includes the cities and counties of residence for cases in Florida residents based on the patient's ZIP Code. Note that city is not always received as part of the initial notification and may be missing while the case is being investigated.

City and county	Cases
Weston, Unknown	1
Wildwood, Lee	1
Willington, Lee	1
Winter Springs, Polk	1
Youngstown, Washington	1
West Hollywood, Broward	1
Wakefield, Broward	1
Waverly, Duval	1
Wabasha, Clay	1
Unknown, Duval	1
Upland, Manatee	1
Crossings, Unknown	1
Davenport, Lake	1
Davie, Unknown	1
Dayton, Orange	1
Dearborn Heights, Hillsborough	1
Edgewood, Broward	1
Elkton, Putnam	1
Chesterfield, Broward	1
Carteret, Polk	1
Cincinnati, Dade	1
Connellsville, Highlands	1
Armstrong, St. Johns	1
Atl, Brevard	1
Alva, Escambia	1
Andalusia, Escambia	1
Arcadia, Highlands	1
Baker, Santa Rosa	1
Belleville, Palm Beach	1
Belmont, Santa Rosa	1
Blountstown, Broward	1
Bronson, Alachua	1
Brooker, Alachua	1
Bradenton, Clay	1
Brandon, Pinellas	1
Bonita, Lee	1
Bocaraten, Palm Beach	1
Middletown, Osceola	1
Missing, Gilchrist	1
Monroe, Hillsborough	1
Nantucket, Palm Beach	1
New Vernon, Palm Beach	1
Mayaguez, Dade	1
Macclenny, Duval	1
Mantua, Broward	1
Longwood, Broward	1
Lucedale, St. Lucie	1
Kure Beach, Monroe	1
Lakeland, Palm Beach	1
Hudson, Pinellas	1
Hoosick Falls, Broward	1
Indian Rock Beach, Palm Beach	1
Interlachen, Duval	1
Kechi, Orange	1
Floral, Okaloosa	1
Forestville, Volusia	1
Gibson, Unknown	1
Gainesville, Okaloosa	1
Gainesville, Unknown	1

COVID-19: characteristics of 1,962,360 Florida resident cases

Data through Mar 18, 2021 verified as of Mar 19, 2021 at 09:25 AM

Data in this report are provisional and subject to change.

The table below includes the cities and counties of residence for cases in Florida residents based on the patient's ZIP Code. Note that city is not always received as part of the initial notification and may be missing while the case is being investigated.

City and county	Cases
Greenbrier, Bay	1
Groveland, Orange	1
Hialeahgardens, Dade	1
Hiram, Leon	1
Westlake Village, Unknown	1
White Plains, Broward	1
Whites Creek, Leon	1
Windermere, Volusia	1
Wtixrat, Dade	1
Watersound, Bay	1
Unk, Duval	1
Ventura, Orange	1
University Of Central Florida, Lee	1
Trenton, Dixie	1
Unknown, Unknown	1
Toms River, Lee	1
Tourist, Dade	1
Seffenner, Hillsborough	1
Seminole, Lee	1
Saint Petersburg, Charlotte	1
Puerto Rico, Unknown	1
Punta Gorda, Unknown	1
Randolph, Orange	1
Rivera Beach, Palm Beach	1
Saint Augustine, Flagler	1
Sunrtise, Dade	1
Tallahassee, Madison	1
Stratford, Broward	1
Pembroke Pines, Orange	1
Pensacola, Sumter	1
Paducah, Manatee	1
Palm Coast, Unknown	1
Perth Amboy, Hillsborough	1
Port Orange, Brevard	1
Powell, Lee	1
Newberry, Levy	1
North Laud, Unknown	1
Ocala, Citrus	1
Ocoee, Unknown	1
Odessa, Dade	1
Oldsra, Manatee	1
Orlando, Jackson	1
Orlando, Lee	1
Prattville, Hillsborough	1
Prestonsburg, Bay	1
Quincy, Jackson	1
Rapid City, Broward	1
Russellville, Bay	1
Sagamore Beach, Charlotte	1
Saint Augustine, Broward	1
Saint Cloud, Palm Beach	1
Petersburg, Manatee	1
Piasa, Putnam	1
Saint Joseph, Volusia	1
San Antonio, Orange	1
Sanford, Unknown	1
Seminole, Leon	1
Suitland, Volusia	1
Shalimar, Unknown	1

COVID-19: characteristics of 1,962,360 Florida resident cases

Data through Mar 18, 2021 verified as of Mar 19, 2021 at 09:25 AM

Data in this report are provisional and subject to change.

The table below includes the cities and counties of residence for cases in Florida residents based on the patient's ZIP Code. Note that city is not always received as part of the initial notification and may be missing while the case is being investigated.

City and county	Cases
Shirley, Flagler	1
Oldsmar, Hillsborough	1
Olean, Alachua	1
North Palm Beach, Orange	1
Northport, Sarasota	1
Oakland, Lee	1
Missing, Levy	1
Myakka City, Sarasota	1
New Middletown, Hillsborough	1
New Port Richey, Pinellas	1
New Port Richey, Unknown	1
Newberry, Marion	1
Newtown, Lake	1
Orlo Vista, Orange	1
Other, Dade	1
Palm Beach Gardens, Unknown	1
Palmetto Bay, Palm Beach	1
Palmetto, Pasco	1
Parma, Manatee	1
Pass-A-Grille Beach, Pinellas	1
Syracuse, Polk	1
Tallahassee, Dade	1
Tamarac, Dade	1
Tampa, Unknown	1
Tavares, Orange	1
Tequesta, Martin	1
Topsham, Manatee	1
Town Of Nocatee, St. Johns	1
Troy, Manatee	1
Unkn, Duval	1
Waipahu, Santa Rosa	1
Ward, Polk	1
Wellborn, Columbia	1
Sunbright, Palm Beach	1
Winter Garden, Duval	1
Woodbine, Nassau	1
West Apim Beach, Palm Beach	1
West Yarmouth, St. Lucie	1
Venetian Islands, Dade	1
Yulee, St. Johns	1
Zephyrhills, Hillsborough	1
Matawan, Palm Beach	1
Mckinney, Broward	1
Miamc, Dade	1
Milford, Lee	1
Missing, Okeechobee	1
Monroe Township, Palm Beach	1
Moore Haven, Okeechobee	1
Morrisville, Unknown	1
Lake Butler, Alachua	1
Kingsland, Nassau	1
Knoxville, Bay	1
Ldhl, Broward	1
Las Vegas, Palm Beach	1
Longwood, Volusia	1
Lincoln, St. Lucie	1
Little Neck, Lee	1
Jupiter, St. Lucie	1
Kenilworth, Leon	1

COVID-19: characteristics of 1,962,360 Florida resident cases

Data through Mar 18, 2021 verified as of Mar 19, 2021 at 09:25 AM

Data in this report are provisional and subject to change.

The table below includes the cities and counties of residence for cases in Florida residents based on the patient's ZIP Code. Note that city is not always received as part of the initial notification and may be missing while the case is being investigated.

City and county	Cases
Key West, Duval	1
Keys West, Unknown	1
Jacksonville, Orange	1
Jefferson, Dade	1
Jonesboro, Leon	1
Inverness, Marion	1
Inwood, Broward	1
Irvine, Marion	1
Istachatta, Hernando	1
Homeless, Monroe	1
Homeless, Pinellas	1
Howell, Dade	1
Hudson, Hernando	1
Hoclywsod, Dade	1
Holiday, Pinellas	1
Hernando, Marion	1
Hialeah, Collier	1
Indian Rocks Beach, Duval	1
Indiantown, Palm Beach	1
Inglewood, Sarasota	1
Dallas, Hernando	1
Dearborn, Broward	1
Deer Park, Dade	1
Carmel, Orange	1
Cedar Springs, Hernando	1
Caracas, Dade	1
Coconut Ck, Unknown	1
Chicago, Unknown	1
Brooklyn, Dade	1
Brooklyn, Lee	1
Bonnie, Broward	1
Boston, Broward	1
Bel Air, Collier	1
Apopka, Clay	1
Asheville, Highlands	1
Astoria, Broward	1
Atmore, Escambia	1
Bartow, Hardee	1
O, Manatee	1
Acworth, Okaloosa	1
Alachua, Duval	1
Alpharetta, Broward	1
Downingtown, Broward	1
Downingtown, Hillsborough	1
Dpo, Santa Rosa	1
Dunedin, Unknown	1
Deerfield, Dade	1
Deland, Seminole	1
Dayton, Lake	1
Daytona Beach, Pinellas	1
Erie, Monroe	1
East Palatka, Hillsborough	1
Eastpoint, Leon	1
Deltona, Seminole	1
Fort Lauderdale, Leon	1
Fort Myers, Sarasota	1
Fort Pierce, Palm Beach	1
Fort White, Clay	1
Garden City, Alachua	1

COVID-19: characteristics of 1,962,360 Florida resident cases

Data through Mar 18, 2021 verified as of Mar 19, 2021 at 09:25 AM

Data in this report are provisional and subject to change.

The table below includes the cities and counties of residence for cases in Florida residents based on the patient's ZIP Code. Note that city is not always received as part of the initial notification and may be missing while the case is being investigated.

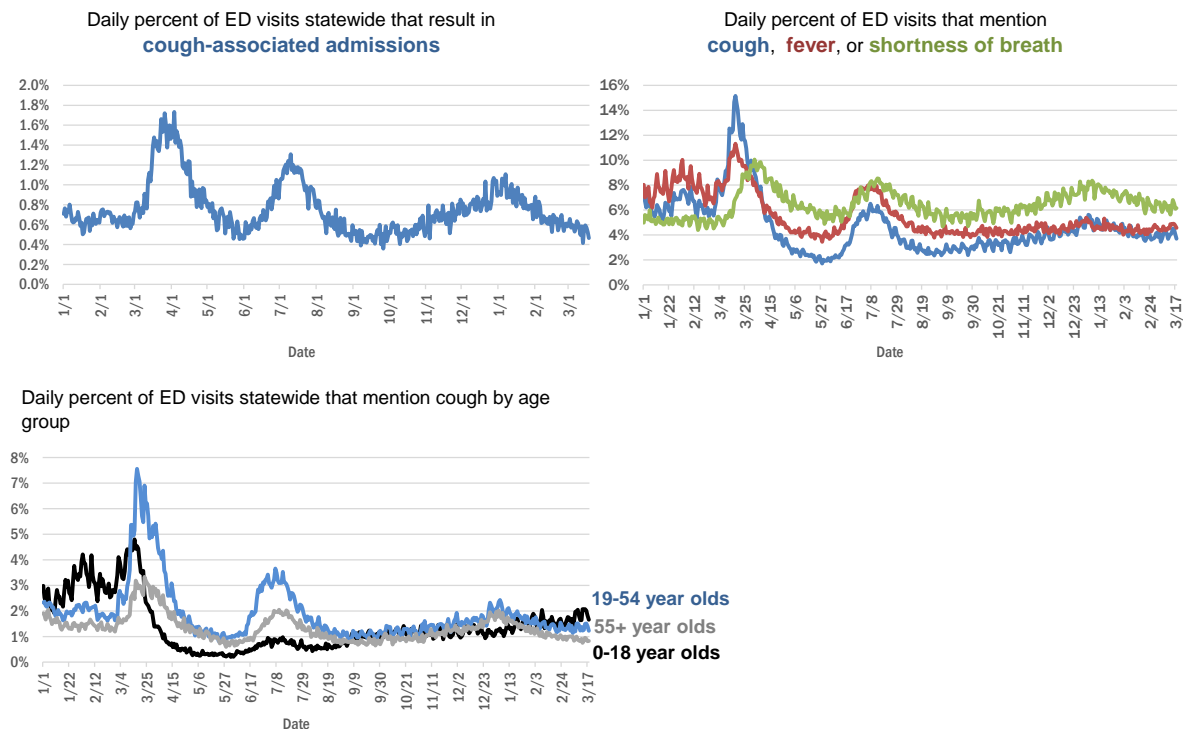
City and county	Cases
Gaylord, Orange	1
Gotcha, Orange	1
Greensburg, Palm Beach	1
Haines City, Osceola	1
Hallandale, Unknown	1
Helen, Bay	1
Total	1,962,360

COVID-19: additional surveillance information

Data through Mar 18, 2021 verified as of Mar 19, 2021 at 09:25 AM

Data in this report are provisional and subject to change.

Statewide emergency department (ED) chief complaint and admission data



The Electronic Surveillance System for the Early Notification of Community-Based Epidemics (ESSENCE-FL) includes chief complaint data from 211 of 211 Florida EDs. Data are transmitted electronically to ESSENCE-FL daily or hourly.

COVID-19: testing by laboratory

Data through Mar 18, 2021 verified as of Mar 19, 2021 at 09:25 AM

Data in this report are provisional and subject to change.

The numbers in the table below represent the number of Florida and non-Florida residents for whom test results were received by the Department of Health. A person can be tested by more than one laboratory and can have both positive and negative results. **Therefore, the sum of the numbers in each column will be larger than the total number of people tested.**

Reporting lab	Inconclusive	Negative	Positive	Percent positive	Total
LABORATORY CORPORATION OF AMERICA	2,546	1,610,350	219,281	12%	1,832,177
CURATIVE LABS	14,694	1,575,205	239,364	13%	1,829,263
QUEST DIAGNOSTICS	11,820	1,365,005	200,916	13%	1,577,741
BIO REFERENCE LABORATORIES, INC	7,567	933,622	179,272	16%	1,120,461
HELIX	8,831	644,539	112,482	15%	765,852
REALTOX LABS LLC	6,507	595,574	97,863	14%	699,944
NOMI_HEALTH	2,783	447,505	61,578	12%	511,866
RCA LABORATORY SERVICES, LLC/GENETWORX		410,775	44,389	10%	455,164
GENETWORX	661	390,598	32,974	8%	424,233
CDR MAGUIRE - HEALTH CARE CENTER		338,623	51,551	13%	390,174
PALM BEACH BALLPARK		228,534	22,935	9%	251,469
IMPACT HEALTH BIOMETRIC TESTING, INC	1,041	220,471	26,097	11%	247,609
PWNHEALTH	1,575	214,725	28,637	12%	244,937
EAST FLORIDA STATE COLLEGE - BREVARD		212,886	26,986	11%	239,872
BPHL-JACKSONVILLE	18	187,400	32,443	15%	219,861
NOMI HEALTH LAB SERVICES		172,673	19,913	10%	192,586
ADVENTHEALTH LAB	99	164,078	21,082	11%	185,259
FULGENT DIAGNOSTICS LABORATORY	3,329	153,836	17,276	10%	174,441
MAKO GENOMICS	7,753	139,689	25,471	15%	172,913
BPHL-MIAMI	225	145,067	24,242	14%	169,534
CB SMITH PARK		150,116	18,792	11%	168,908
MAYO CLINIC LABORATORIES	336	138,855	17,473	11%	156,664
ELABNETWORK	1,059	138,329	11,820	8%	151,208
BAYCARE LABORATORIES LLC	600	133,012	11,531	8%	145,143
MEMORIAL REGIONAL HOSPITAL SOUTH	27	115,424	23,579	17%	139,030
ASCENSION SACRED HEART HOSPITAL - PENSACOLA	2	114,928	17,896	13%	132,826
ORLANDO HEALTH SYSTEM	683	118,079	12,136	9%	130,898
NORTHWEST LABORATORY	246	121,079	6,475	5%	127,800
BIOCOLLECTIONS WORLDWIDE, INC	738	110,523	13,499	11%	124,760
AEGIS SCIENCES CORPORATION	976	99,890	16,635	14%	117,501
ADVENT HEALTH LAB	112	101,258	13,956	12%	115,326
MEDICAL DIAGNOSTIC LABORATORIES	976	98,586	14,220	12%	113,782
AKESOGEN		92,609	17,904	16%	110,513
TESTING MATTERS INC	773	92,294	16,196	15%	109,263
BPHL-TAMPA (SPECTRUM BLVD)	45	90,575	16,660	16%	107,280
UF HEALTH MEDICAL LAB	33	97,591	9,125	9%	106,749
TAMPA GENERAL HOSPITAL	4	92,523	8,846	9%	101,373
KORVALABS, INC	1,285	91,546	4,703	5%	97,534
DIATHERIX LABORATORIES (VRL EUROFINs)	1	84,626	12,570	13%	97,197
SUNPATH MEDICAL DIAGNOSTICS LABORATORY	823	78,181	12,030	13%	91,034
BAPTIST HEALTH SOUTH FLORIDA	362	77,944	11,953	13%	90,259
ASCENSION ST VINCENT'S - RIVERSIDE	1	71,271	10,086	12%	81,358
JACKSON MEMORIAL HOSPITAL CLINICAL LAB	79	63,503	11,520	15%	75,102
SOUTH MIAMI HOSPITAL LAB	445	65,244	9,324	12%	75,013
LAKELAND REGIONAL MEDICAL CENTER	129	66,060	8,659	12%	74,848
UF HEALTH SHANDS HOSPITAL	485	61,417	4,509	7%	66,411

COVID-19: testing by laboratory

Data through Mar 18, 2021 verified as of Mar 19, 2021 at 09:25 AM

Data in this report are provisional and subject to change.

The numbers in the table below represent the number of Florida and non-Florida residents for whom test results were received by the Department of Health. A person can be tested by more than one laboratory and can have both positive and negative results. **Therefore, the sum of the numbers in each column will be larger than the total number of people tested.**

Reporting lab	Inconclusive	Negative	Positive	Percent positive	Total
AMERICAN HEALTH ASSOCIATES	9	60,306	5,180	8%	65,495
INGENIOUS PERSONALIZED MEDICINE	206	53,381	10,828	17%	64,415
AIT LABORATORIES		53,060	6,478	11%	59,538
APPLIED INGENUITY DIAGNOSTICS LLC		52,976	2,405	4%	55,381
BAPTIST HEALTH - JACKSONVILLE	4	49,242	3,964	7%	53,210
ARUP LABORATORIES	16	50,085	2,925	6%	53,026
GENESIS REFERENCE LABORATORIES		46,800	5,144	10%	51,944
TALLAHASSEE MEMORIAL HOSPITAL	240	44,265	5,495	11%	50,000
MINUTECLINIC LLC		41,332	6,928	14%	48,260
SARASOTA MEMORIAL HOSPITAL MAIN LAB	12	43,216	3,730	8%	46,958
ADVENTIST HEALTH SYSTEMS SUNBELT INC DBA		41,247	4,916	11%	46,163
BROWARD GENERAL MEDICAL CENTER-CLINICAL LAB	2	41,095	4,511	10%	45,608
VIRACOR EUROFINIS		35,747	9,841	22%	45,588
NICKLAUS CHILDREN'S HOSPITAL	70	38,824	5,175	12%	44,069
FLORIDA HOSPITAL - TAMPA	37	40,311	3,333	8%	43,681
MILLENNIUM PHYSICIAN GROUP	17	35,105	6,782	16%	41,904
DWIC OF TAMPA BAY INC		35,965	4,461	11%	40,426
LEE HEALTH - CAPE CORAL HOSPITAL	3	34,594	5,633	14%	40,230
UNIVERSITY OF MIAMI HOSPITAL	139	36,119	3,685	9%	39,943
UF HEALTH JACKSONVILLE	53	34,258	3,997	10%	38,308
MEDFAST URGENT CARE CENTERS, LLC	20	32,857	4,918	13%	37,795
ORANGE COUNTY CONVENTION CENTER		33,330	3,703	10%	37,033
ECCO LAB GROUP CO	519	31,768	4,638	13%	36,925
MIAMI DADE COUNTY		32,091	3,527	10%	35,618
WALGREENS	35	29,599	5,464	16%	35,098
NORTH FLORIDA REGIONAL MEDICAL CENTER		29,482	3,464	11%	32,946
MOUNT SINAI MEDICAL CENTER	10	29,568	3,168	10%	32,746
INTEGRATED REGIONAL LABORATORIES LLP	10	28,023	4,135	13%	32,168
ST JOSEPHS HOSPITAL LABORATORY	23	28,197	3,610	11%	31,830
BRANDON REGIONAL HOSPITAL		28,035	3,644	12%	31,679
JUPITER MEDICAL CENTER LAB	82	28,236	2,758	9%	31,076
STS LAB 2 LLC	6	29,260	1,526	5%	30,792
GENESIS MEDICAL LABORATORY	404	24,482	4,478	15%	29,364
NIGHT LITE PEDIATRIC CENTER LLC		25,929	2,828	10%	28,757
JFK MEDICAL CENTER LAB	1	25,418	3,270	11%	28,689
PALMETTO GENERAL HOSPITAL LAB	3	23,527	4,685	17%	28,215
WATSON CLINIC LLP		22,566	5,177	19%	27,743
HOLY CROSS HOSPITAL CLINICAL LAB	1	24,937	2,348	9%	27,286
MALABAR MEDICAL WALK IN CLINIC	1	21,770	4,497	17%	26,268
HEALTHLINK DIAGNOSTIC LABORATORIES	293	23,133	2,382	9%	25,808
AVENTUS BIO LABS	16	22,490	3,241	13%	25,747
INFINITY BIOLOGIX LLC (GINKO BIOWORKS)	92	23,750	1,106	4%	24,948
ACCESS DX LABORATORY	224	22,489	2,092	8%	24,805
MORTON PLANT HOSPITAL-ADLER INSTITUTE	26	21,032	2,541	11%	23,599

COVID-19: testing by laboratory

Data through Mar 18, 2021 verified as of Mar 19, 2021 at 09:25 AM

Data in this report are provisional and subject to change.

The numbers in the table below represent the number of Florida and non-Florida residents for whom test results were received by the Department of Health. A person can be tested by more than one laboratory and can have both positive and negative results. **Therefore, the sum of the numbers in each column will be larger than the total number of people tested.**

Reporting lab	Inconclusive	Negative	Positive	Percent positive	Total
PANCARE OF FLORIDA INC		20,566	2,491	11%	23,057
AMELIA EARHART		19,661	2,997	13%	22,658
LAB DIAGNOSTICS LLC	393	16,861	5,335	24%	22,589
STATLAB_MOBILE	1	20,332	2,052	9%	22,385
DRS CLACK SPENCER WHITE & MCCORMACK PA D/B/A		20,251	2,031	9%	22,282
SAINT MARY'S MEDICAL CENTER	24	19,654	2,254	10%	21,932
CLEVELAND CLINIC HOSPITAL LAB	4	19,507	2,353	11%	21,864
NAPLES COMMUNITY HOSPITAL	72	19,639	2,030	9%	21,741
UNITED CLINICAL LABORATORY LLC	3	18,884	2,476	12%	21,363
CLEVELAND CLINIC TRADITION HOSPITAL		19,813	1,473	7%	21,286
PATIENTS FIRST LAKE ELLA MEDICAL CENTER PA		17,633	3,265	16%	20,898
ADVENT HEALTH - DAYTONA BEACH	32	18,890	1,705	8%	20,627
EXACT SCIENCES LABORATORIES		18,177	2,307	11%	20,484
BAYFRONT HEALTH - ST PETERSBURG	17	17,476	2,441	12%	19,934
OSCEOLA REGIONAL MEDICAL CENTER	1	16,699	2,331	12%	19,031
LEESBURG REGIONAL MEDICAL CENTER		16,382	2,246	12%	18,628
HOMESTEAD HOSPITAL CLINICAL LABORATORY	27	14,997	3,211	18%	18,235
MEMORIAL HOSPITAL JACKSONVILLE	8	15,069	2,760	15%	17,837
CLARITY LAB SOLUTIONS	94	15,704	1,904	11%	17,702
HEALTH CENTER AT SINAI RESIDENCES		16,930	506	3%	17,436
NORTHWEST MEDICAL CENTER	1	15,288	2,126	12%	17,415
BIOCERNA LABS	461	14,582	2,112	12%	17,155
ORANGE PARK MEDICAL CENTER	9	14,300	2,654	16%	16,963
INDIAN RIVER PATHOLOGY LLC		15,596	1,270	8%	16,866
BETHESDA HOSPITAL EAST		14,961	1,509	9%	16,470
ACCESS MEDICAL LABORATORIES	4	8,429	7,984	49%	16,417
OAK HILL HOSPITAL		14,581	1,820	11%	16,401
DELRAY MEDICAL CENTER LAB	3	14,673	1,666	10%	16,342
WELLINGTON REGIONAL MED CTR LAB	6	14,468	1,796	11%	16,270
VISTA CLINICAL DIAGNOSTICS	486	13,916	1,786	11%	16,188
LAWNWOOD REGIONAL MEDICAL CENTER	1	13,794	2,212	14%	16,007
FULGENT DIAGNOSTICS	171	14,725	984	6%	15,880
WEST KENDALL BAPTIST HOSPITAL	13	12,834	2,942	19%	15,789
MEMORIAL REGIONAL HOSPITAL CLINICAL LABORATORY	10	14,772	1,004	6%	15,786
THE HEALTHCARE DISTRICT OF PALM BEACH COUNTY	50	13,386	1,934	13%	15,370
BAPTIST HEALTH - SOUTH		14,136	1,209	8%	15,345
LARGO MEDICAL CENTER		13,488	1,640	11%	15,128
BAPTIST HEALTHCARE - BAPTIST HOSPITAL	5	11,869	3,166	21%	15,040
WINTER HAVEN HOSPITAL CLINICAL LABORATORY	4	12,748	2,277	15%	15,029
ADVENTHEALTH CENTRA CARE LAKE BUENA VISTA		13,252	1,717	11%	14,969
PRIVA PATH LABS	77	13,826	951	6%	14,854
LEE HEALTH - LEE MEMORIAL HOSPITAL		11,219	3,616	24%	14,835
UHEALTH CORAL GABLES/LENNAR MED CTR	40	13,833	931	6%	14,804
NONA SCIENTIFIC	5	11,428	3,133	22%	14,566

COVID-19: testing by laboratory

Data through Mar 18, 2021 verified as of Mar 19, 2021 at 09:25 AM

Data in this report are provisional and subject to change.

The numbers in the table below represent the number of Florida and non-Florida residents for whom test results were received by the Department of Health. A person can be tested by more than one laboratory and can have both positive and negative results. **Therefore, the sum of the numbers in each column will be larger than the total number of people tested.**

Reporting lab	Inconclusive	Negative	Positive	Percent positive	Total
INDIAN RIVER MEDICAL CENTER LAB		13,669	852	6%	14,521
MEDRITE MEDICAL CARE, PC	6,839	6,994	654	5%	14,487
MOLECULAR INFECTIOUS DISEASES	502	13,447	473	3%	14,422
WEST FLORIDA HOSPITAL LAB	1	11,370	3,026	21%	14,397
CARDIOPATH	84	12,464	1,846	13%	14,394
MIAMI BEACH CONVENTION CENTER		13,430	786	6%	14,216
MEDICAL CENTER OF TRINITY CLINICAL LABORATORY	2	12,724	1,458	10%	14,184
PALMS WEST HOSPITAL LAB	2	12,222	1,943	14%	14,167
NEMOURS CHILDRENS HOSPITAL	1	13,377	788	6%	14,166
WESTSIDE REGIONAL MED CTR	2	11,775	2,006	15%	13,783
GOOD SAMARITAN MEDICAL CENTER LAB	2	11,994	1,768	13%	13,764
MERCY HOSPITAL A CAMPUS OF PLANTATION GEN HOSP LAB	1	11,515	2,073	15%	13,589
REGIONAL MEDICAL CENTER BAYONET POINT	2	12,222	1,044	8%	13,268
THE VILLAGES REGIONAL HOSPITAL		11,809	1,357	10%	13,166
GULF COAST MEDICAL CENTER MICROLAB		10,328	2,788	21%	13,116
LABS ASAP LLC		11,713	1,225	9%	12,938
SYNERGY DIAGNOSTIC LABORATORY	96	11,226	1,479	12%	12,801
ST ANTHONY'S HOSPITAL LAB	30	11,155	1,541	12%	12,726
AVENTURA HOSPITAL LAB		10,208	2,366	19%	12,574
NATIONWIDE LABORATORY SERVICES INC	422	10,630	1,498	12%	12,550
CORAL GABLES HOSPITAL CLINICAL LABORATORY		10,632	1,917	15%	12,549
CAPITAL REGIONAL MEDICAL CTR		10,067	2,380	19%	12,447
HALIFAX MEDICAL CENTER LAB	37	10,455	1,785	15%	12,277
BLAKE MEDICAL CENTER		10,778	1,495	12%	12,273
BAPTIST HEALTH SOUTH FLORIDA - WEST KENDALL URGENT CARE		10,236	1,985	16%	12,221
WEST BOCA MEDICAL CENTER LAB		11,312	905	7%	12,217
LAKE CITY HM		11,147	988	8%	12,135
BINAXNOW	9	9,174	2,862	24%	12,045
MANATEE MEMORIAL HOSPITAL		10,967	1,034	9%	12,001
LEE HEALTH - HEALTH PARK MEDICAL CENTER		10,064	1,894	16%	11,958
GENOVA DIAGNOSTICS LABORATORY	65	10,832	1,058	9%	11,955
FLORIDA HOSPITAL WATERMAN LABORATORY	70	10,997	862	7%	11,929
PWN HEALTH	17	9,829	2,074	17%	11,920
ST JOSEPHS HOSPITAL	18	10,243	1,631	14%	11,892
FLORIDA LABORATORY ANALYSIS		10,400	1,483	12%	11,883
PRECISION HEALTH RESOURCES LLC		11,063	740	6%	11,803
PALM BEACH GARDENS MEDICAL CTR LAB		10,603	1,150	10%	11,753
ST MARKS HOSPITAL LABORATORY B	78	10,627	1,002	9%	11,707
PATHNOSTICS	41	9,227	2,389	20%	11,657
LARKIN COMMUNITY HOSPITAL	10	9,943	1,497	13%	11,450
COAST DIAGNOSTICS LLC	45	10,130	1,238	11%	11,413
FLORIDA HOSPITAL HEARTLAND MED CTR CLINICAL LAB	33	9,723	1,432	13%	11,188
LAKE CITY MEDICAL CENTER		8,977	2,202	20%	11,179
PLANTATION GENERAL HOSPITAL		9,368	1,702	15%	11,070
MEASE COUNTRYSIDE LAB	14	9,834	1,216	11%	11,064
VIKOR SCIENTIFIC	49	9,132	1,810	16%	10,991

COVID-19: testing by laboratory

Data through Mar 18, 2021 verified as of Mar 19, 2021 at 09:25 AM

Data in this report are provisional and subject to change.

The numbers in the table below represent the number of Florida and non-Florida residents for whom test results were received by the Department of Health. A person can be tested by more than one laboratory and can have both positive and negative results. **Therefore, the sum of the numbers in each column will be larger than the total number of people tested.**

Reporting lab	Inconclusive	Negative	Positive	Percent positive	Total
EXPRESS GENE MOLECULAR DIAGNOSTICS LABORATORY		9,221	1,454	14%	10,675
ADVENT HEALTH - WESLEY CHAPEL	14	9,657	999	9%	10,670
FLORIDA MEDICAL CENTER - A CAMPUS OF NORTH SHORE	2	9,362	1,289	12%	10,653
PHYSICIANS REGIONAL MEDICAL CENTER - PINE RIDGE RD	1	9,430	1,128	11%	10,559
DOCTORS HOSPITAL	7	8,791	1,683	16%	10,481
CENTRAL FLORIDA REGIONAL HOSPITAL		9,385	1,089	10%	10,474
LARKIN COMMUNITY HOSPITAL INC DBA CARDIOTROPIC		6,819	3,620	35%	10,439
AMERICAN FAMILY CARE	1	5,972	4,399	42%	10,372
SARKIS CLINICAL TRIALS	25	9,015	1,277	12%	10,317
NORTHSIDE HOSPITAL AND HEART INSTITUTE		9,271	1,033	10%	10,304
LEON MEDICAL CENTERS LLC		8,135	2,139	21%	10,274
CernerELR_Advent		8,879	1,320	13%	10,199
ADVENTHEALTH CENTRA CARE WATERFORD LAKES		8,541	1,636	16%	10,177
CORAL SPRINGS MED CTR		9,103	988	10%	10,091
NCF DIAGNOSTICS & DNA TECHNOLOGIES LAB	163	9,403	513	5%	10,079
JOHNS HOPKINS ALL CHILDREN'S HOSPITAL		9,358	654	7%	10,012
FLORIDA HOSPITAL DELAND	10	8,755	1,222	12%	9,987
LABSTAT LLC	10	9,486	447	4%	9,943
SRQ DRIVE THROUGH		8,944	905	9%	9,849
AVECINA MEDICAL	4	6,203	3,536	36%	9,743
P4 CLINICAL, LLC	204	8,561	959	10%	9,724
AVECINA	20	8,997	703	7%	9,720
PALM BEACH BALL PARK		8,607	1,024	11%	9,631
BAPTIST HEALTH SOUTH FLORIDA - COUNTRY WALK URGENT CARE		7,928	1,647	17%	9,575
HEALTHQUEST ESOTERICS		8,075	1,458	15%	9,533
BOSTON HEART DIAGNOSTICS CORP		8,319	1,200	13%	9,519
WEST PALM HOSPITAL LAB		8,750	752	8%	9,502
ADVENTHEALTH CENTRA CARE ST CLOUD	1	8,073	1,277	14%	9,351
OCALA REGIONAL MEDICAL CENTER		8,045	1,201	13%	9,246
MEDARBOR DIAGNOSTICS	1	8,101	1,127	12%	9,229
BROWARD HEALTH NORTH CLINICAL LABORATORY		8,123	1,029	11%	9,152
NORTH SHORE MEDICAL CENTER		7,566	1,535	17%	9,101
SYNERGY LABORATORIES	32	7,914	1,121	12%	9,067
FLORIDA HOSPITAL FLAGLER	29	8,183	832	9%	9,044
CERNERELR_BAYCARE	43	8,320	616	7%	8,979
INFORM DIAGNOSTICS, INC		8,446	505	6%	8,951
FLORIDA HOSPITAL ZEPHYRHILLS	10	7,952	984	11%	8,946
LEE HEALTH - GULF COAST MEDICAL CENTER	2	7,149	1,734	20%	8,885
FLORIDA HOSPITAL OF CARROLLWOOD	23	7,564	1,221	14%	8,808
H LEE MOFFITT CANCER CENTER LABORATORY	2	8,494	235	3%	8,731
SANTA ROSA MEDICAL CENTER	2	7,082	1,441	17%	8,525
BAPTIST HEALTH - BEACHES		7,757	650	8%	8,407
CLEVELAND CLINIC MARTIN SOUTH HOSPITAL	1	7,464	912	11%	8,377
SOUTH BAY HOSPITAL CLINICAL LAB	1	7,452	887	11%	8,340
AVECINA MEDICAL OAKLEAF	3	6,977	1,330	16%	8,310
BAPTIST HEALTH SOUTH FLORIDA - MIAMI LAKES URGENT CARE		6,507	1,763	21%	8,270

COVID-19: testing by laboratory

Data through Mar 18, 2021 verified as of Mar 19, 2021 at 09:25 AM

Data in this report are provisional and subject to change.

The numbers in the table below represent the number of Florida and non-Florida residents for whom test results were received by the Department of Health. A person can be tested by more than one laboratory and can have both positive and negative results. **Therefore, the sum of the numbers in each column will be larger than the total number of people tested.**

Reporting lab	Inconclusive	Negative	Positive	Percent positive	Total
GENE BY GENE, GENOMICS RESEARCH CENTER LAB	44	7,688	531	6%	8,263
CERNERELR_BAPTISTMIAMI	31	7,313	862	11%	8,206
BAYCARE COMMUNITY HEALTH		7,987	192	2%	8,179
MEMORIAL HOSPITAL WEST LABORATORY SERVICES	14	7,405	741	9%	8,160
ANNE BATES LEACH EYE HOSPITAL/ ABLEH MICROBIOLOGY LABORATORY	9	8,031	115	1%	8,155
POINCIANA MEDICAL CENTER		6,409	1,742	21%	8,151
ADVENTHEALTH CENTRA CARE CLERMONT		6,916	1,095	14%	8,011
CLEVELAND CLINIC MARTIN NORTH HOSPITAL		7,070	902	11%	7,972
MEMORIAL HOSPITAL MICRO		7,401	524	7%	7,925
ADVENTHEALTH CENTRA CARE UNIVERSITY	1	7,039	884	11%	7,924
ISPM LABS, LLC DBA CAPSTONE DIAGNOSTICS, LLC		7,491	393	5%	7,884
WEST MARION COMMUNITY HOSPITAL LAB		6,516	1,307	17%	7,823
KD MEDICAL CHOICE LLC	5	6,982	728	9%	7,715
ADVENTHEALTH CENTRA CARE WINTER PARK		6,942	767	10%	7,709
ST LUCIE MEDICAL CENTER		6,225	1,473	19%	7,698
ADVENTHEALTH CENTRA CARE WINTER GARDEN	1	6,834	844	11%	7,679
NCH NORTH NAPLES HOSPITAL LAB	15	6,733	830	11%	7,578
LAKEWOOD RANCH MEDICAL CENTER		6,935	590	8%	7,525
MORTON PLANT-MEASE	5	6,770	709	9%	7,484
FLORIDA HOSPITAL FISH MEMORIAL	19	6,351	1,110	15%	7,480
INDIAN RIVER MEDICAL CENTER		6,530	928	12%	7,458
ARCPPOINT LABS OF FORT MYERS	4	6,542	903	12%	7,449
NCH DOWNTOWN NAPLES HOSPITAL	15	6,708	647	9%	7,370
ADVENTHEALTH CENTRA CARE LAKELAND	1	6,389	948	13%	7,338
FLORIDA HOSPITAL Ocala		6,379	940	13%	7,319
BAPTIST HEALTH SOUTH FLORIDA - WESTCHESTER URGENT CARE		5,910	1,278	18%	7,188
ADVENTHEALTH CENTRA CARE LEE ROAD		6,369	731	10%	7,100
ATLANTIS URGENT CARE	12	5,451	1,631	23%	7,094
ADVENTHEALTH CENTRA CARE DR PHILLIPS		6,365	669	10%	7,034
HIALEAH HOSPITAL	4	5,432	1,534	22%	6,970
BAPTIST HEALTH SOUTH FLORIDA - DORAL URGENT CARE		5,495	1,340	20%	6,835
ADVENTHEALTH CENTRA CARE HUNTERS CREEK	3	5,930	901	13%	6,834
LUMINUS DIAGNOSTICS		6,275	556	8%	6,831
AVERO DIAGNOSTICS - IRVING	11	6,323	471	7%	6,805
BAYFRONT HEALTH - PORT CHARLOTTE		6,279	525	8%	6,804
NCH NORTH NAPLES HOSPITAL	8	6,053	689	10%	6,750
OVIEDO MEDICAL CENTER		6,020	698	10%	6,718
ADVENTHEALTH CENTRA CARE SANFORD		5,923	775	12%	6,698
MEDEXPRESS URGENT CARE	2	4,572	2,099	31%	6,673
HOLIDAY CVS LLC		6,333	324	5%	6,657
BAPTIST HEALTH - NASSAU		6,268	355	5%	6,623
VISTA CLINICAL	8	3,877	2,712	41%	6,597
ADVENTHEALTH CENTRA CARE LAKE MARY	2	5,738	851	13%	6,591
ADVENTHEALTH CENTRA CARE MOUNT DORA		5,516	1,021	16%	6,537
COMMUNITY HEALTH CENTERS OF PINELLAS INC		5,243	1,289	20%	6,532
IMPERIAL POINT MEDICAL CENTER		5,942	560	9%	6,502

COVID-19: testing by laboratory

Data through Mar 18, 2021 verified as of Mar 19, 2021 at 09:25 AM

Data in this report are provisional and subject to change.

The numbers in the table below represent the number of Florida and non-Florida residents for whom test results were received by the Department of Health. A person can be tested by more than one laboratory and can have both positive and negative results. **Therefore, the sum of the numbers in each column will be larger than the total number of people tested.**

Reporting lab	Inconclusive	Negative	Positive	Percent positive	Total
UNKNOWN	3	3,384	3,099	48%	6,486
ADVENTHEALTH CENTRA CARE APOPKA	1	5,570	900	14%	6,471
MEDEXPRESS URGENT CARE OF BOYNTON BEACH LLC		5,951	488	8%	6,439
ADVENTHEALTH CENTRA CARE KISSIMMEE		5,794	644	10%	6,438
EMERALD COAST URGENT CARE		4,891	1,463	23%	6,354
SOLARIS DIAGNOSTICS	10	5,750	577	9%	6,337
ST JOSEPHS NORTH HOSPITAL LAB	7	5,427	901	14%	6,335
ST PETERSBURG GENERAL HOSPITAL		5,370	953	15%	6,323
ADVENTIST HEALTH SYSTEMS, SUNBELT INC		5,512	783	12%	6,295
QDX PATHOLOGY SERVICES	2	5,835	386	6%	6,223
SUNCOAST PATHOLOGY ASSOCIATES		5,678	537	9%	6,215
FORT WALTON BEACH MEDICAL CENTER		5,269	892	14%	6,161
CLINICAL REFERENCE LABORATORY	2	5,817	302	5%	6,121
EMPIRE CITY LABORATORIES INC	72	5,124	833	14%	6,029
ADVENTHEALTH CENTRA CARE ALTAMONTE		5,276	744	12%	6,020
EGLIN AIR FORCE BASE	13	4,386	1,619	27%	6,018
MEDEXPRESS URGENT CARE HUDSON		5,170	798	13%	5,968
BAYFRONT HEALTH - VENICE REGIONAL MEDICAL	1	5,374	537	9%	5,912
FLORIDA HOSPITAL NORTH PINELLAS	11	5,406	477	8%	5,894
ACUTIS DIAGNOSTICS	17	4,777	1,038	18%	5,832
LEE HEALTH CONVENIENT CARE - PAGE FIELD		5,148	673	12%	5,821
BAPTIST HEALTH SOUTH FLORIDA - PEMBROKE PINES URGENT CARE		4,846	971	17%	5,817
DYNIX DIAGNOSTIX		5,285	531	9%	5,816
NORTHWEST FLORIDA COMMUNITY HOSPITAL	44	4,311	1,427	25%	5,782
PARAMOUNT URGENT CARE	2	2,904	2,848	49%	5,754
URGENT CARE OF THE PALM BEACHES		4,825	908	16%	5,733
MICROGEN DX	4	4,978	698	12%	5,680
ADVENTHEALTH CENTRA CARE AZALEA PARK		4,879	800	14%	5,679
AHCC WESLEY CHAPEL		5,038	606	11%	5,644
ADVENTHEALTH EXPRESS CARE		4,624	1,007	18%	5,631
ANGEL KIDS PEDIATRICS		5,273	312	6%	5,585
SOUTH FLORIDA BAPTIST HOSPITAL MICRO	4	4,633	921	17%	5,558
LEE DAVIS COMMUNITY RESOURCE CENTER		4,834	704	13%	5,538
ADVENTHEALTH CENTRA CARE OVIEDO		4,742	774	14%	5,516
DOCTORS URGENT CARE LLC	1	4,482	1,013	18%	5,496
SUNRISE MEDICAL LABORATORIES	2	5,113	381	7%	5,496
PRO CLINIC		4,419	1,071	20%	5,490
PUTNAM COMMUNITY MEDICAL CENTER		4,766	689	13%	5,455
TROPICANA FIELD - LOT 2	19	4,936	491	9%	5,446
COASTAL MED URGENT CARE		3,879	1,495	28%	5,374
ADVENT HEALTH - HEART OF FLORIDA ER	1	4,597	718	14%	5,316
MINUTECLINIC		4,574	731	14%	5,305
MEDICAL DNA LABS LLC	3	4,823	464	9%	5,290
MARTIN HOSPITAL SOUTH LAB		4,966	289	5%	5,255
MINUTECLINIC LLC #3703		4,304	923	18%	5,227
ADVENTHEALTH CENTRA CARE LONGWOOD		4,588	624	12%	5,212

COVID-19: testing by laboratory

Data through Mar 18, 2021 verified as of Mar 19, 2021 at 09:25 AM

Data in this report are provisional and subject to change.

The numbers in the table below represent the number of Florida and non-Florida residents for whom test results were received by the Department of Health. A person can be tested by more than one laboratory and can have both positive and negative results. **Therefore, the sum of the numbers in each column will be larger than the total number of people tested.**

Reporting lab	Inconclusive	Negative	Positive	Percent positive	Total
BAPTIST HEALTH SOUTH FLORIDA - CORAL SPRINGS URGENT CARE		4,457	730	14%	5,187
FAU		4,823	354	7%	5,177
FLORIDA FAMILY LABORATORY, INC DBA	41	4,712	423	8%	5,176
ESCAMBIA COMMUNITY CLINICS INC	8	3,902	1,263	24%	5,173
FLORIDA COMMUNITY HEALTH CENTER		4,065	1,069	21%	5,134
HEALTH FIRST ADVENTHEALTH CENTRA CARE - TITUSVILLE		4,363	771	15%	5,134
UNIVERSITY HOSPITAL AND MEDICAL CENTER		3,913	1,217	24%	5,130
ADVENTHEALTH CENTRA CARE SOUTH ORANGE		4,407	712	14%	5,119
ADVENTHEALTH CENTRA CARE ORANGE LAKE		4,527	578	11%	5,105
TRINITY SPRINGS		4,373	729	14%	5,102
URGENT CARE CURE	2	4,359	709	14%	5,070
BAPTIST HEALTH - NORTH		3,980	1,076	21%	5,056
ADVENTHEALTH CENTRA CARE PORT ORANGE		4,214	789	16%	5,003
DOCTORS URGENT CARE OF LUTZ LLC	1	4,024	970	19%	4,995
PALMS OF PASADENA HOSPITAL		4,454	532	11%	4,986
LABORATORY OF FLORIDA LLC	41	4,557	373	8%	4,971
MEDEXPRESS URGENT CARE - ROYAL PALM BEACH		4,430	523	11%	4,953
MEDEXPRESS URGENT CARE - ESTERO		4,447	501	10%	4,948
ADVENTHEALTH CENTRA CARE SAND LAKE		4,412	515	10%	4,927
THE CENTER FOR URGENT CARE	3	4,074	798	16%	4,875
BAPTIST HEALTH SOUTH FLORIDA - TAMiami TRAIL URGENT CARE		3,921	942	19%	4,863
MEDCOMP SCIENCES LLC	108	2,824	1,925	40%	4,857
ADVENTHEALTH CENTRA CARE LEESBURG		3,975	882	18%	4,857
MEDEXPRESS URGENT CARE - GOLDEN GATE		4,304	547	11%	4,851
BAPTIST HEALTH SOUTH FLORIDA - KENDALE LAKES URGENT CARE		3,911	940	19%	4,851
WESTCHESTER HOSPITAL	23	3,917	897	19%	4,837
PEDIATRIC HEALTH CARE ALLIANCE PA		4,416	400	8%	4,816
DOCTORS HOSPITAL OF SARASOTA CLINICAL LABORATORY		4,205	607	13%	4,812
HEALTH FIRST ADVENTHEALTH CENTRA CARE GATEWAY	1	4,323	481	10%	4,805
TALLAHASSEE PRIMARY CARE ASSOCIATES		4,200	581	12%	4,781
MINUTECLINIC LLC #1067		4,139	622	13%	4,761
MEDEXPRESS URGENT CARE PALM BEACH GARDENS		4,336	412	9%	4,748
MINUTECLINIC LLC		4,055	645	14%	4,700
RAULERSON HOSPITAL		3,904	792	17%	4,696
BAPTIST HEALTH SOUTH FLORIDA - CORAL GABLES (UNIVERSITY) URGENT CARE		4,004	635	14%	4,639
NIGHT LITE PEDIATRICS	4	3,341	1,254	27%	4,599
PREMIER MEDICAL	2	4,492	94	2%	4,588
BAPTIST HEALTH SOUTH FLORIDA - PINECREST URGENT CARE		3,946	637	14%	4,583
MINUTECLINIC LLC #8396		3,896	671	15%	4,567
SPORTS DRUG TESTING LABORATORY	72	4,348	130	3%	4,550
BAPTIST HEALTH SOUTH FLORIDA - CORAL GABLES URGENT CARE		3,777	762	17%	4,539
MEASE DUNEDIN HOSPITAL	5	4,039	463	10%	4,507
MOFFITT CANCER CENTER	6	4,398	97	2%	4,501
PARAMOUNT URGENT CARE - WINDERMERE	2	2,945	1,535	34%	4,482
BAPTIST HEALTH SOUTH FLORIDA - PALMETTO BAY URGENT CARE		3,682	706	16%	4,388
MEDEXPRESS URGENT CARE - LAKELAND		3,862	526	12%	4,388

COVID-19: testing by laboratory

Data through Mar 18, 2021 verified as of Mar 19, 2021 at 09:25 AM

Data in this report are provisional and subject to change.

The numbers in the table below represent the number of Florida and non-Florida residents for whom test results were received by the Department of Health. A person can be tested by more than one laboratory and can have both positive and negative results. **Therefore, the sum of the numbers in each column will be larger than the total number of people tested.**

Reporting lab	Inconclusive	Negative	Positive	Percent positive	Total
BAYFRONT HEALTH - SEVEN RIVERS		4,002	378	9%	4,380
BETHESDA HOSPITAL WEST		3,904	442	10%	4,346
ASCENSION SACRED HEART - EMERALD COAST		3,619	726	17%	4,345
PALMS MEDICAL GROUP	5	2,966	1,288	30%	4,259
HOLMES REG MED CENTER CLINICAL LAB		3,679	529	13%	4,208
VENTURE MEDICAL OF FLORIDA LLC		3,876	316	8%	4,192
ALTRU DIAGNOSTICS INC	2	4,026	162	4%	4,190
PREMIER URGENT CARE OF BREVARD LLC	4	3,646	512	12%	4,162
GENESIS DIAGNOSTICS		3,903	242	6%	4,145
BAYFRONT HEALTH - BROOKSVILLE		3,664	473	11%	4,137
ADVENTHEALTH PROMPT CARE	2	2,991	1,139	28%	4,132
TWIN CITIES HOSPITAL	1	3,617	509	12%	4,127
BAYA PHARMACY & URGENT CARE		3,025	1,087	26%	4,112
MINUTECLINIC LLC # 0709		3,505	599	15%	4,104
US BIOTEK LABORATORIES	15	3,720	368	9%	4,103
MEMORIAL HOSPITAL- MIRAMAR	12	3,771	314	8%	4,097
WELLINGTON REGIONAL MEDICAL CENTER		3,724	338	8%	4,062
NIGHT LITE PEDIATRICS URGENT CARE	1	3,417	638	16%	4,056
AMELIA URGENT CARE		2,455	1,596	39%	4,051
ADVENTHEALTH CENTRA CARE COLONIAL TOWN	2	3,622	416	10%	4,040
DESOTO MEMORIAL HOSPITAL	3	3,262	710	18%	3,975
DOCTORS TEST CENTERS		3,524	449	11%	3,973
ADVENTHEALTH CENTRA CARE		3,505	430	11%	3,935
BAYFRONT HEALTH - PUNTA GORDA		3,636	293	7%	3,929
ENGLEWOOD COMMUNITY HOSPITAL		3,576	353	9%	3,929
ACCU REFERENCE MEDICAL LAB	9	3,092	783	20%	3,884
MINUTE CLINIC LLC		3,337	491	13%	3,828
LAKESIDE MEDICAL CENTER		2,980	795	21%	3,775
BAYFRONT HEALTH - SPRING HILL		3,440	320	9%	3,760
ADVENTIST HEALTH SYSTEMS SUNBELT IN DBA		3,282	412	11%	3,694
MEDEXPRESS URGENT CARE CAPE CORAL		3,173	514	14%	3,687
BAPTIST HEALTH SOUTH FLORIDA - DAVIE URGENT CARE		3,027	643	18%	3,670
QUICK CARE MED PL	2	2,963	648	18%	3,613
CLARITY LAB SOLUTIONS LLC		3,608	4	0%	3,612
SIPARADIGM LLC	54	3,312	245	7%	3,611
PHARMCO RX	2	3,359	244	7%	3,605
MINUTECLINIC LLC #3631		2,977	529	15%	3,506
BAPTIST HEALTH SOUTH FLORIDA - WESTON URGENT CARE		3,061	433	12%	3,494
MC DIAGNOSTIC OF CONNECTICUT, PC #2220		3,008	483	14%	3,491
PROHEALTH	3	1,913	1,570	45%	3,486
MINUTECLINIC LLC 5852		2,944	501	15%	3,445
MINUTECLINIC LLC #3463		2,888	543	16%	3,431
BARTOW REGIONAL MEDICAL CENTER	1	2,867	537	16%	3,405
HEALTH FIRST ADVENTHEALTH CENTRA CARE COCOA		3,073	328	10%	3,401
MIDWAY SPECIALTY CARE CENTER DIAGNOSTICS	38	3,124	238	7%	3,400
HIGHLANDS REGIONAL MEDICAL CENTER		2,651	742	22%	3,393

COVID-19: testing by laboratory

Data through Mar 18, 2021 verified as of Mar 19, 2021 at 09:25 AM

Data in this report are provisional and subject to change.

The numbers in the table below represent the number of Florida and non-Florida residents for whom test results were received by the Department of Health. A person can be tested by more than one laboratory and can have both positive and negative results. **Therefore, the sum of the numbers in each column will be larger than the total number of people tested.**

Reporting lab	Inconclusive	Negative	Positive	Percent positive	Total
IMMOKALEE CHD		3,155	234	7%	3,389
MINUTECLINIC LLC #5249		2,690	643	19%	3,333
MEDEXPRESS URGENT CARE LEHIGH ACRES		2,896	430	13%	3,326
VERILY LIFE SCIENCES		3,278	42	1%	3,320
MINUTECLINIC LLC #5253		2,741	555	17%	3,296
PRECISION HEALTH SOLUTIONS		3,116	173	5%	3,289
BRASHEAR'S VITAL CARE CORP		2,608	673	21%	3,281
BAPTIST HEALTH URGENT CARE AT SAWGRASS		2,730	543	17%	3,273
BAPTIST HEALTH SOUTH FLORIDA - BRICKELL URGENT CARE		2,677	548	17%	3,225
CARENOW URGENT CARE		1,993	1,215	38%	3,208
HEALTH FIRST ADVENTHEALTH CENTRA CARE MALABAR		2,891	309	10%	3,200
SELECT LABORATORIES - MARION COUNTY, FL LLC	5	2,841	306	10%	3,152
MEDEXPRESS URGENT CARE - DELAND		2,817	332	11%	3,149
ADVENTHEALTH CENTRA CARE KIDS LAKE MARY		2,911	229	7%	3,140
MINUTECLINIC LLC #5190		2,601	535	17%	3,136
HOLIDAY CVS LLC DBA CVS PHARMACY #5154		3,030	84	3%	3,114
ADVENT HEALTH CENTRA CARE -WINTER PARK KIDS URGENT CARE	4	2,807	259	8%	3,070
WALGREEN CO	2	2,722	342	11%	3,066
PRIMEHEALTH URGENT CARE INC		2,621	437	14%	3,058
MINUTECLINIC LLC #5854		2,562	489	16%	3,051
ADVENT HEALTH - NEW SMYRNA		2,452	585	19%	3,037
PARAMOUNT URGENT CARE INC		1,097	1,894	63%	2,991
MEMORIAL HOSPITAL PEMBROKE	3	2,622	344	12%	2,969
VETERANS AFFAIRS MEDICAL CENTER - ORLANDO	1	1,343	1,602	54%	2,946
MINUTECLINIC LLC #4415		2,482	461	16%	2,943
MEDONE PLLC		2,223	717	24%	2,940
BMCT Molecular Diagnostics Subsection		2,436	502	17%	2,938
MARION E FETHER MEDICAL CENTER, THE		2,652	244	8%	2,896
STONE CLINICAL LABORATORIES		2,790	96	3%	2,886
ACCESS POINT HEALTHCARE URGENT & PRIMARY CARE	2	2,204	679	24%	2,885
LOWER KEYS MEDICAL CENTER		2,602	282	10%	2,884
WALGREENS ORLANDO	3	2,538	340	12%	2,881
MEDEXPRESS URGENT CARE - VERO BEACH		2,502	379	13%	2,881
BAPTIST HEALTH - CLAY		2,493	388	13%	2,881
MARINERS HOSPITAL	1	2,597	272	9%	2,870
BAPTIST HEALTH EMERGENCY CENTER COUNTRY WALK	1	2,424	440	15%	2,865
BLUE MED CONSULTANTS		2,753	108	4%	2,861
MINUTECLINIC LLC #3662		2,439	418	15%	2,857
GESSLER CLINIC	2	1,926	911	32%	2,839
ADVENTHEALTH CENTRA CARE WINTER HAVEN	1	2,041	789	28%	2,831
NXGEN MDX LLC	5	2,505	301	11%	2,811
MINUTECLINIC LLC #7886		2,440	365	13%	2,805
PARAMOUNT URGENT CARE - OVIEDO		1,948	850	30%	2,798
CELESTA MEDICAL SERVICES LLC DBA - AMERICAN RESEARCH LABS		2,544	227	8%	2,771
MINUTECLINIC, LLC #4015		2,149	615	22%	2,764
SCION LAB SERVICES LLC	25	2,529	201	7%	2,755

COVID-19: testing by laboratory

Data through Mar 18, 2021 verified as of Mar 19, 2021 at 09:25 AM

Data in this report are provisional and subject to change.

The numbers in the table below represent the number of Florida and non-Florida residents for whom test results were received by the Department of Health. A person can be tested by more than one laboratory and can have both positive and negative results. **Therefore, the sum of the numbers in each column will be larger than the total number of people tested.**

Reporting lab	Inconclusive	Negative	Positive	Percent positive	Total
MINUTECLINIC LLC #7887		2,401	344	13%	2,745
MINUTECLINIC LLC #5214		2,356	384	14%	2,740
CITRUS MEMORIAL HOSPITAL LABORATORY		2,249	462	17%	2,711
MINUTECLINIC LLC #1771		2,292	414	15%	2,706
SACRED HEART HEALTH SYSTEM, INC	1	1,835	868	32%	2,704
MINUTECLINIC LLC # 0514		2,383	317	12%	2,700
PARAMOUNT URGENT CARE - ORLANDO		1,760	937	35%	2,697
MINUTECLINIC LLC # 3930		2,332	358	13%	2,690
BAPTIST HEALTHCARE - GULF BREEZE HOSPITAL	3	2,224	460	17%	2,687
MINUTECLINIC LLC #4458		2,215	471	18%	2,686
MEDEXPRESS FORT MYERS		2,355	330	12%	2,685
MEDEXPRESS URGENT CARE CORAL SPRINGS		2,402	271	10%	2,673
ADVENTHEALTH CENTRA CARE CONWAY		2,271	395	15%	2,666
MINUTECLINIC LLC #3814		2,244	406	15%	2,650
CAREFAST+	1	1,913	727	28%	2,641
BAYFRONTVENICEREGIONAL		2,543	93	4%	2,636
EMERALD COAST URGENT CARE, LLC	1	1,970	660	25%	2,631
KEYS AHEC SCHOOL MEDICAL CLINIC	15	2,486	125	5%	2,626
BAPTIST HEALTH - OAKLEAF		2,184	439	17%	2,623
MINUTECLINIC LLC #7225		2,255	361	14%	2,616
MINUTECLINIC LLC #1055		2,123	492	19%	2,615
MINUTECLINIC LLC # 3686		2,237	357	14%	2,594
ADVENT HEALTH - OCALA		2,124	447	17%	2,571
MINUTECLINIC LLC #3003		2,061	498	19%	2,559
EXACT SCIENCES LABORATORIES, LLC		2,318	227	9%	2,545
MINUTECLINIC LLC #3257		2,097	411	16%	2,508
MINUTECLINIC, LLC #3204		2,082	422	17%	2,504
MEDEXPRESS URGENT CARE - CLEWISTON		2,087	408	16%	2,495
BAPTIST HEALTH SOUTH FLORIDA - MIAMI BEACH URGENT CARE		2,129	362	15%	2,491
MINUTECLINIC LLC #3291		2,161	320	13%	2,481
MINUTECLINIC LLC #3705		2,161	299	12%	2,460
EMERALD COAST URGENT CARE LLC		1,804	654	27%	2,458
BAY MEDICAL CENTER SACRED HEART HEALTH SYSTEM		1,887	571	23%	2,458
MINUTECLINIC LLC #7973		2,138	319	13%	2,457
COMMUNITY HEALTH NORTHWEST FLORIDA	4	1,856	550	23%	2,410
MINUTECLINIC LLC # 7933		2,126	277	12%	2,403
PHYSICIANS STAT LAB	3	1,066	1,329	55%	2,398
MINUTECLINIC, LLC #5817		1,981	416	17%	2,397
DR G'S URGENT CARE		2,071	316	13%	2,387
MINUTECLINIC LLC #3748		1,935	438	18%	2,373
MINUTECLINIC LLC #3255		2,066	294	12%	2,360
DONALD W ROBERTSON DO PA		1,841	513	22%	2,354
WHOLE FAMILY HEALTH CENTER INC		1,958	386	16%	2,344
PHYSICIANS REGIONAL MEDICAL CENTER - COLLIER BLVD	1	1,602	741	32%	2,344
MEDEXPRESS URGENT CARE BOCA RATON		2,127	213	9%	2,340
PATIENTS FIRST - THOMASVILLE ROAD		2,067	264	11%	2,331

COVID-19: testing by laboratory

Data through Mar 18, 2021 verified as of Mar 19, 2021 at 09:25 AM

Data in this report are provisional and subject to change.

The numbers in the table below represent the number of Florida and non-Florida residents for whom test results were received by the Department of Health. A person can be tested by more than one laboratory and can have both positive and negative results. **Therefore, the sum of the numbers in each column will be larger than the total number of people tested.**

Reporting lab	Inconclusive	Negative	Positive	Percent positive	Total
MINUTECLINIC LLC #7173		2,044	286	12%	2,330
MINUTECLINIC LLC #5924		1,981	339	15%	2,320
MINUTECLINIC, LLC (CLINIC 10699)		2,014	305	13%	2,319
AFC PHYSICIANS OF FLORIDA		1,780	538	23%	2,318
MINUTECLINIC LLC # 3579		1,948	362	16%	2,310
PHYSICIAN ASSOCIATES		2,069	240	10%	2,309
LEE HEALTH - COCONUT POINT CLINICAL LAB	2	1,872	433	19%	2,307
ADVENT HEALTH - DADE CITY		2,016	284	12%	2,300
MINUTECLINIC LLC #5216		1,980	316	14%	2,296
AMELIA EXPRESS CARE LLC	10	1,967	315	14%	2,292
PHYSICIANS PRIMARY CARE	2	2,054	233	10%	2,289
MINUTECLINIC LLC #5069		1,905	377	17%	2,282
MINUTECLINIC LLC #3654		1,895	384	17%	2,279
MINUTECLINIC LLC #4612		1,835	441	19%	2,276
MINUTECLINIC LLC #4024		1,975	299	13%	2,274
AFC PHYSICIANS OF FLORIDA PA		1,756	493	22%	2,249
FLORIDA MEDICAL CLINIC	3	1,017	1,226	55%	2,246
EMERGENCY PHYSICIANS MEDICAL CENTER		1,169	1,076	48%	2,245
TAMPA COMMUNITY HOSPITAL		1,915	323	14%	2,238
PRIMEHEALTH URGENT CARE	1	1,865	361	16%	2,227
MEDIQUICK URGENT CARE CENTERS INC		1,633	581	26%	2,214
ASCENSION SACRED HEART - GULF		1,685	522	24%	2,207
MINUTECLINIC LLC #3648		1,794	412	19%	2,206
BOND URGENT CARE LLC		1,658	546	25%	2,204
CHARLES AIESI CONSULTING INC	12	1,937	251	11%	2,200
CORE DIAGNOSTIC LABORATORIES LLC	17	1,850	323	15%	2,190
ASSOCIATED PATHOLOGISTS, LLC	3	1,801	382	17%	2,186
MINUTECLINIC LLC #3285		1,889	290	13%	2,179
PARRISH MEDICAL CENTER	1	1,901	268	12%	2,170
HEALTH CARE DISTRICT OF PALM BEACH COUNTY	1	1,961	201	9%	2,163
MINUTECLINIC LLC #1807		1,820	336	16%	2,156
UNIVERSITY OF NORTH FLORIDA STUDENT HEALTH		2,082	70	3%	2,152
INTELEX LABS, LLC		2,071	67	3%	2,138
MINUTECLINIC LLC #3635		1,863	273	13%	2,136
JUPITER MEDICAL CENTER URGENT CARE		1,613	493	23%	2,106
MINUTECLINIC LLC #4201		1,834	269	13%	2,103
STEWART ROCKLEDGE HOSPITAL	1	1,824	274	13%	2,099
JACKSON HOSPITAL CLINICAL LABORATORY		1,796	294	14%	2,090
FLOWERS HOSPITAL		1,896	188	9%	2,084
MINUTECLINIC LLC #1821		1,855	206	10%	2,061
MINUTECLINIC LLC #476		1,783	266	13%	2,049
NCHMD INC		1,729	317	15%	2,046
LAKE WALES MEDICAL CENTER INC		1,775	262	13%	2,037
MINUTECLINIC LLC #1350		1,769	251	12%	2,020
MINUTECLINIC LLC #6007		1,722	275	14%	1,997
MINUTECLINIC LLC #8381		1,721	273	14%	1,994

COVID-19: testing by laboratory

Data through Mar 18, 2021 verified as of Mar 19, 2021 at 09:25 AM

Data in this report are provisional and subject to change.

The numbers in the table below represent the number of Florida and non-Florida residents for whom test results were received by the Department of Health. A person can be tested by more than one laboratory and can have both positive and negative results. **Therefore, the sum of the numbers in each column will be larger than the total number of people tested.**

Reporting lab	Inconclusive	Negative	Positive	Percent positive	Total
GENUS3		1,903	74	4%	1,977
MEDIPATH LLC		1,632	345	17%	1,977
MEDEXPRESS PORT CHARLOTTE		1,787	183	9%	1,970
PENSACOLA PEDIATRICS PA	1	1,796	170	9%	1,967
MINI ER WATERFORD LAKES, THE		1,692	273	14%	1,965
DOC SMILEY'S URGENT CARE		1,706	247	13%	1,953
MEDFAST URGENT CARE CENTERS LLC	2	608	1,325	68%	1,935
NCH NORTHEAST	7	1,510	406	21%	1,923
MARTIN HEALTH SYSTEM - ST LUCIE WEST		1,723	177	9%	1,900
MINUTECLINIC, LLC # 4469		1,644	253	13%	1,897
FIU-HEALTH AUXILIARY LABORATORY	6	1,781	109	6%	1,896
OPTUM LABS LLC	1	1,695	183	10%	1,879
DOC SMILEYS URGENT CARE LLC		1,527	344	18%	1,871
LAKELAND REGIONAL HEALTH PABLO		1,637	231	12%	1,868
LITTLE PINE PEDIATRICS	1	1,588	273	15%	1,862
BARDMOOR LABORATORY	9	1,557	277	15%	1,843
MINUTECLINIC LLC #5157		1,590	242	13%	1,832
KETAMINE HEALTH CENTERS LLC	1	1,661	152	8%	1,814
GENOME LLC	2	1,674	132	7%	1,808
BAPTIST HEALTH EMERGENCY CENTER AT WEST CORAL WAY		1,412	362	20%	1,774
MINUTECLINIC LLC #1815		1,569	203	11%	1,772
NEIGHBORHOOD MEDICAL CENTER INC	17	1,556	183	10%	1,756
RIVER TOWN DIAGNOSTIC LLC		1,470	286	16%	1,756
MINUTECLINIC LLC #3637		1,411	343	20%	1,754
MINUTECLINIC LLC #3236		1,499	255	15%	1,754
MINUTECLINIC LLC #214		1,481	255	15%	1,736
Community_Health		1,533	199	11%	1,732
LABORATORY SPECIALISTS OF MICHIGAN		1,419	294	17%	1,713
SPARROW HEALTHCARE	2	1,451	254	15%	1,707
VITRO MOLECULAR LABORATORIES	50	1,539	113	7%	1,702
NORTH SHORE LONG ISLAND JEWISH HEALTH	1	1,610	89	5%	1,700
JW PLASTIC SURGERY		1,449	244	14%	1,693
IGENOMIX USA LLC	47	1,482	157	9%	1,686
VA PAIN CLINIC	4	1,617	65	4%	1,686
BAYFRONT HEALTH - CITRUS HILLS		1,471	213	13%	1,684
GENESIS LABORATORY MANAGEMENT	14	1,392	230	14%	1,636
GENOSUR LLC	1	1,619	15	1%	1,635
LABTECH DIAGNOSTIC		1,346	286	18%	1,632
MINUTECLINIC, LLC #3245		1,310	310	19%	1,620
FLAGLER HOSPITAL LABORATORY	8	610	992	62%	1,610
OPTEO LABORATORY		1,566	34	2%	1,600
ELLENTON URGENT CARE		1,361	234	15%	1,595
SHELL POINT NURSING PAVILION	1	1,512	71	4%	1,584
MIAMI JEWISH HEALTH SYSTEMS		1,521	61	4%	1,582
ARCPPOINT LABS		1,023	551	35%	1,574
ASSURANCE SCIENTIFIC LABORATORIES	1	1,287	283	18%	1,571

COVID-19: testing by laboratory

Data through Mar 18, 2021 verified as of Mar 19, 2021 at 09:25 AM

Data in this report are provisional and subject to change.

The numbers in the table below represent the number of Florida and non-Florida residents for whom test results were received by the Department of Health. A person can be tested by more than one laboratory and can have both positive and negative results. **Therefore, the sum of the numbers in each column will be larger than the total number of people tested.**

Reporting lab	Inconclusive	Negative	Positive	Percent positive	Total
MEDICAL CONSULTANTS OF FLORIDA, LLC	2	1,324	243	15%	1,569
MELBOURNE MEDICAL LABORATORY	2	1,365	202	13%	1,569
WHITE WILSON MEDICAL CENTER		225	1,327	86%	1,552
ED FRASER MEMORIAL HOSPITAL		1,301	245	16%	1,546
BAPTIST HEALTH SOUTH FLORIDA - COUNTRY WALK URGENT CARE EXPRESS		1,284	232	15%	1,516
BIOCERNA LLC	9	1,301	165	11%	1,475
PROJECT HEALTH, INC SUMTERVILLE	5	1,204	258	18%	1,467
FLORIDA DEPARTMENT OF HEALTH IN POLK COUNTY	2	1,135	327	22%	1,464
ADVANCED MEDICAL OF NAPLES LLC		1,295	161	11%	1,456
ADVANCE MEDICAL OF NAPLES		326	1,124	78%	1,450
UNIVERSITY OF ALABAMA AT BIRMINGHAM		1,401	44	3%	1,445
UHEALTH DEERFIELD BEACH/UMSYLVESTER DEERFIELD BEACH LABORATORY	3	1,380	55	4%	1,438
MEDEXPRESS URGENT CARE - JAX ATLANTIC BLVD		1,235	201	14%	1,436
READY RESPONDERS FLORIDA, PLLC		1,246	188	13%	1,434
PATIENTS CHOICE LABORATORIES		831	592	42%	1,423
SPECTOR SCIENTIFIC LAB	11	809	596	42%	1,416
COASTAL LABORATORIES	1	1,120	287	20%	1,408
CAREFAST MURABELLA		944	464	33%	1,408
BAPTIST HEALTHCARE - JAY HOSPITAL	3	1,030	372	26%	1,405
BAPTIST HEALTH SOUTH FLORIDA - KEY BISCANE URGENT CARE EXPRESS		1,223	169	12%	1,392
FIRST QUALITY LABORATORY		1,295	93	7%	1,388
PEDIATRIC HEALTH CARE ALLIANCE - NORTHDAL		1,268	117	8%	1,385
TEMPUS CLINICAL LABORATORY	10	1,220	148	11%	1,378
MINUTECLINIC LLC #8927		1,178	199	14%	1,377
AMELIA EXPRESS CARE	1	772	600	44%	1,373
NYU HOSPITALS CENTER CLINICAL LABORATORIES		1,328	44	3%	1,372
CAREMED CLINIC LLC	1	1,090	281	20%	1,372
PARAMOUNT URGENT CARE VILLAGES		912	458	33%	1,370
OPTUMCARE FLORIDA LLC		1,106	262	19%	1,368
EUROFINS NTD, LLC		1,320	44	3%	1,364
ASCENSION ST VINCENT'S - SOUTHSIDE		1,309	49	4%	1,358
TREASURE COAST MEDICAL ASSOCIATES INC		747	607	45%	1,354
ER QUICKCARE PL		1,165	188	14%	1,353
SMA LAB	10	1,190	152	11%	1,352
UHEALTH CLINIC AT WALGREENS		1,095	255	19%	1,350
PATIENTS FIRST LAKE ELLA MEDICAL CENTER		1,196	147	11%	1,343
MINUTECLINIC LLC #5187		1,174	168	13%	1,342
PROHEALTH MEDICAL CLINIC		719	621	46%	1,340
VAVA PARTNERS LLC		528	800	60%	1,328
TOM LEE COMMUNITY HEALTH CENTER		845	454	35%	1,299
VRL EUROFINS		1,246	37	3%	1,283
ST ANNES NURSING CENTER		1,257	25	2%	1,282
INNOVATIVE TRANSFUSION MEDICINE, INC	11	1,094	167	13%	1,272
APALACHEE CORRECTIONAL INSTITUTION EAST UNIT		1,241	26	2%	1,267
MINUTECLINIC LLC		1,117	137	11%	1,254
HOLIDAY CVS LLC DBA CVSPHARMACY #5155		1,193	57	5%	1,250

COVID-19: testing by laboratory

Data through Mar 18, 2021 verified as of Mar 19, 2021 at 09:25 AM

Data in this report are provisional and subject to change.

The numbers in the table below represent the number of Florida and non-Florida residents for whom test results were received by the Department of Health. A person can be tested by more than one laboratory and can have both positive and negative results. **Therefore, the sum of the numbers in each column will be larger than the total number of people tested.**

Reporting lab	Inconclusive	Negative	Positive	Percent positive	Total
PALM BAY HOSPITAL CLINICAL LABORATORY		879	363	29%	1,242
MYTEST DIAGNOSTICS		1,165	63	5%	1,228
SUNRISE URGENT CARE ASSOCIATES LLC D/B/A	9	811	403	33%	1,223
XPRESS URGENT CARE	4	1,035	181	15%	1,220
SOLARIS HEALTHCARE PALATKA		1,114	104	9%	1,218
CLINICORE		1,124	91	7%	1,215
BROWNWOOD CARE CENTER		1,070	144	12%	1,214
LAB24 INC	3	534	673	56%	1,210
BIO-TECH CLINICAL LABORATORIES INC		1,055	152	13%	1,207
ACCESS MEDICAL LABS		746	448	38%	1,194
STAGEZERO LIFE SCIENCES INC	3	1,092	99	8%	1,194
PARAMOUNT URGENT CARE - CLERMONT		690	500	42%	1,190
ADVENTHEALTH CENTRA CARE TRINITY		1,035	155	13%	1,190
NORTH FLORIDA PEDIATRICS-TALLAHASSEE	1	1,085	100	8%	1,186
ST PETERSBURG PEDIATRICS	1	1,060	113	10%	1,174
ADVANCED DIAGNOSTIC LABORATORY		1,126	47	4%	1,173
EPN URGENT CARE NAPLES	2	792	379	32%	1,173
PROFESSIONAL HEALTH EXAMINERS DBA PROHEALTH	1	944	222	19%	1,167
PALM HARBOR PHARMACY		1,012	150	13%	1,162
NAPLES URGENT CARE	1	743	408	35%	1,152
COASTAL PEDIATRIC GROUP		997	154	13%	1,151
ADDICTION LABS OF AMERICA	3	1,064	78	7%	1,145
CAPSTONE HEALTHCARE		802	330	29%	1,132
NORTH FLORIDA PEDIATRICS - LAKE CITY		917	214	19%	1,131
VERITAS GENETICS	61	943	119	11%	1,123
ARCPPOINT LABS OF CORAL SPRINGS FL		987	124	11%	1,111
PROJECT HEALTH INC	4	948	157	14%	1,109
CARENOW URGENT CARE - FORT PIERCE		779	324	29%	1,103
STEWART REFERENCE LABORATORY	1	611	490	44%	1,102
XYZ LABORATORY	8	942	146	13%	1,096
USF MORSANI CENTER FOR ADVANCED HEALTH CARE		955	132	12%	1,087
PRIMARY CARE SOUTH INC		665	405	38%	1,070
GRAVITY DIAGNOSTICS, LLC	3	946	121	11%	1,070
RAINBOW RIVER MEDICAL LABORATORY		977	83	8%	1,060
CREEKSIDE CARE CENTER	1	904	154	15%	1,059
HENDRY REGIONAL MEDICAL CENTER CLINICAL LABORATORY		809	248	23%	1,057
PRIMARY CARE OF THE TREASURE COAST		921	133	13%	1,054
ABSOLUTE GENOMICS	1	858	195	19%	1,054
NORTH VISTA HOSPITAL LABORATORY		885	150	14%	1,035
LPG COCONUT POINT		860	174	17%	1,034
GENEIQ		972	60	6%	1,032
QUICK CARE MED		778	253	25%	1,031
PROFESSIONAL HEALTH EXAMINERS		877	144	14%	1,021
LENCO MEDICAL LABORATORY		960	49	5%	1,009
VERITOR		850	155	15%	1,005
PHAROS HEALTH		756	246	25%	1,002

COVID-19: testing by laboratory

Data through Mar 18, 2021 verified as of Mar 19, 2021 at 09:25 AM

Data in this report are provisional and subject to change.

The numbers in the table below represent the number of Florida and non-Florida residents for whom test results were received by the Department of Health. A person can be tested by more than one laboratory and can have both positive and negative results. **Therefore, the sum of the numbers in each column will be larger than the total number of people tested.**

Reporting lab	Inconclusive	Negative	Positive	Percent positive	Total
VRL EUROFINs - DALLAS		987	13	1%	1,000
AMERICAN FAMILY CARE PENSACOLA WEST		457	533	54%	990
CATALYST WALK IN CLINIC		789	201	20%	990
LAKELAND REGIONAL HEALTH - PWC/OB		36	954	96%	990
PEDIATRICS OF CENTRAL FLORIDA PA	20	918	51	5%	989
MINUTECLINIC, LLC DBA MINUTECLINIC #4717		944	41	4%	985
TYNDALL AIR FORCE BASE		777	207	21%	984
GROWING TOGETHER PEDIATRICS LLC		922	60	6%	982
HEALTH CENTRAL CLINICAL LABORATORY		883	83	9%	966
STATMED OCALA	5	782	178	18%	965
FISHERMENS HOSPITAL CLINICAL LAB		873	85	9%	958
WOODLANDS MEDICAL SPECIALISTS		691	262	27%	953
THE HEALTH CENTER OF PLANT CITY		870	76	8%	946
INTERLACHEN PEDIATRICS		909	34	4%	943
HISTOPATHOLOGY SERVICES, LLC		836	105	11%	941
NORTH FLORIDA PEDIATRICS PA - SUWANNEE	3	799	125	13%	927
GENE TOX WORLDWIDE	60	736	125	14%	921
INTEGRITY LABORATORIES, LLC	4	753	164	18%	921
CAPE CANAVERAL HOSPITAL		638	273	30%	911
UNIVERSITY OF WEST FLORIDA STUDENT HEALTH SERVICES	1	784	124	14%	909
WILLIAM OWEN PASS PARK		793	114	13%	907
TACACHALE CLINICAL LABORATORY	1	857	49	5%	907
INTERLACHEN PEDIATRICS PA		868	39	4%	907
PENSACOLA PEDIATRICS	2	669	236	26%	907
COVANCE CLINICAL RESEARCH UNIT INC		876	25	3%	901
FAST TRACK URGENT CARE CENTER		4	896	100%	900
EAST LAKE PEDIATRICS		778	112	13%	890
C.W. BILL YOUNG VA MEDICAL CENTER	1	21	864	98%	886
ENCOMPASS HEALTH		856	22	3%	878
BAPTIST HEALTH - MD ANDERSON CANCER CENTER		872	5	1%	877
BROAD INSTITUTE CLINICAL SEQUENCING RESEARCH PLATFORM	2	835	30	3%	867
HALIFAX MEDICAL CENTER-PORT ORANGE LAB		744	121	14%	865
ADVENTHEALTH EXPRESS CARE AT WALGREENS		751	113	13%	864
LEE COUNTY EMERGENCY MEDICAL SERVICE	1	746	117	14%	864
NORTH FLORIDA PEDIATRICS PA	2	746	113	13%	861
CONSULATE HEALTH CARE OF NEW PORT RICHEY	2	727	124	15%	853
DEPARTMENT OF CLINICAL LABS		832	19	2%	851
CVS HEALTH		650	180	22%	830
NORTH SHORE LIJ URGENT CARE PC		782	47	6%	829
COASTAL PHYSICIANS, LLC		662	159	19%	821
CHILDRENS MEDICAL ASSOCIATION		748	72	9%	820
FLORIDA HOSPITAL ORLANDO		743	74	9%	817
Point of Care Testing	1	117	698	86%	816
ASAP LABS LLC	7	655	151	19%	813
REDI MED LLC		653	158	19%	811
MOLECULAR TESTING LABS		758	53	7%	811

COVID-19: testing by laboratory

Data through Mar 18, 2021 verified as of Mar 19, 2021 at 09:25 AM

Data in this report are provisional and subject to change.

The numbers in the table below represent the number of Florida and non-Florida residents for whom test results were received by the Department of Health. A person can be tested by more than one laboratory and can have both positive and negative results. **Therefore, the sum of the numbers in each column will be larger than the total number of people tested.**

Reporting lab	Inconclusive	Negative	Positive	Percent positive	Total
ASCENSION ST VINCENT'S - CLAY		775	35	4%	810
LOOP PEDIATRICS PA	3	681	124	15%	808
JACKSONVILLE BEACH PEDIATRIC CARE CENTER □		742	64	8%	806
CRUCIAL CARE EMERGENCY MEDICINE DOCTORS		644	162	20%	806
NORTH OKALOOSA MEDICAL CENTER		469	335	42%	804
FAMILY HEALTH CENTERS OF SWF LABS	2	710	91	11%	803
Tampa Lakes Health and Rehabilitation Center	2	726	73	9%	801
PALM BEACH ATLANTIC UNIVERSITY		781	19	2%	800
NITE LITE PEDIATRICS		234	564	71%	798
PRIMARY CARE SERVICES AT INDIAN RIVER ESTATES		773	24	3%	797
NONE		308	480	61%	788
DOCTOR'S MEMORIAL HOSPITAL		622	165	21%	787
DYNIX DIAGNOSTICS	2	528	257	33%	787
GOLDEN GATE FAMILY CLINIC		332	451	58%	783
24 HOUR PEDIATRIC CARE CENTER	4	720	57	7%	781
PRIMARY CARE SERVICES AT ST ANDREWS ESTATES		780			780
CARE ONE OF FLORIDA LLC		536	243	31%	779
MIDWAY SPECIALLY CARE CENTER		554	221	29%	775
AMERICAN SCIENTIFIC LABORATORIES LLC		763	8	1%	771
NCHMD, INC SOUTHEAST IMMEDIATE CARE		598	173	22%	771
LAB DOCTOR		678	93	12%	771
VITAS HEALTHCARE CORPORATION OF FLA	1	760	5	1%	766
MACDILL AIR FORCE BASE		712	51	7%	763
SOLARIS HEALTHCARE CHARLOTTE HARBOR		713	47	6%	760
VENICE REGIONAL BAYFRONT HEALTH (PULMONARY)		637	123	16%	760
CENTRAL FLORIDA HEALTH CARE INC		649	110	14%	759
Victoria Nursing and Rehabilitation Center		704	53	7%	757
CALHOUN LIBERTY HOSPITAL		596	160	21%	756
BREVARD HEALTH ALLIANCE		489	264	35%	753
LIFE CARE CENTER OF NEW PORT RICHEY		718	34	5%	752
NORTHEAST FLORIDA NEUROLOGY CLINICS, INC		637	113	15%	750
ANY LAB TEST NOW	1	506	243	32%	750
NORTH FLORIDA MEDICAL GROUP		604	145	19%	749
VIERA HOSPITAL, INC		584	158	21%	742
WILLOWBROOKE COURT AT EDGEWATER POINTE ESTATES		731	9	1%	740
AMERICAN MEDICAL RESPONSE		731	8	1%	739
POINT WASHINGTON MEDICAL CLINIC	1	532	205	28%	738
CLINICAL PATHOLOGY LABS INC		664	73	10%	737
SANTA ROSA MEDICAL GROUP		575	161	22%	736
ADVENT HEALTH LAB - ORLANDO		434	299	41%	733
TELESCOPE HEALTH LLC	4	614	113	15%	731
PALACE NURSING HOME & REHAB CENTER		695	36	5%	731
ORLANDO HEALTH AND REHAB CENTER		684	44	6%	728
KENDALL HEALTHCARE PROPERTIES DBA	2	697	27	4%	726
PALM GARDEN OF PORT SAINT LUCIE		716	9	1%	725
EMERALD COAST PEDIATRICS		693	32	4%	725

COVID-19: testing by laboratory

Data through Mar 18, 2021 verified as of Mar 19, 2021 at 09:25 AM

Data in this report are provisional and subject to change.

The numbers in the table below represent the number of Florida and non-Florida residents for whom test results were received by the Department of Health. A person can be tested by more than one laboratory and can have both positive and negative results. **Therefore, the sum of the numbers in each column will be larger than the total number of people tested.**

Reporting lab	Inconclusive	Negative	Positive	Percent positive	Total
AUGUSTUS LABS LLC		589	132	18%	721
EAST LAKE PEDIATRICS PA		654	66	9%	720
ETHOS WELLNESS PHARMACY		676	44	6%	720
DISNEY COVID TEST SITE		703	13	2%	716
SPRING HILL HEALTH AND REHABILITATION CENTER		683	24	3%	707
GULF COAST VILLAGE		673	33	5%	706
GRAND COURT TAMPA		701	4	1%	705
FLORIDA GULF COAST UNIVERSITY		516	186	26%	702
PEBBLEBROOK PHARMACY	1	583	115	16%	699
Crestview Rehabilitation Center	5	565	129	18%	699
FLAGLER COUNTY HEALTH DEPARTMENT	3	543	147	21%	693
PREMIER MEDICAL LABORATORY SERVICES	2	463	225	33%	690
PHYSICIANS STAT LAB INC		597	86	13%	683
ADVENTHEALTH MEDICAL GROUP PROMPT CARE		493	189	28%	682
BOND AND STEELE CLINIC PA		485	196	29%	681
NCH HEALTHCARE SYSTEM MICROBIOLOGY LAB		2	676	100%	678
EXPRESS PHARMACY		620	52	8%	672
MINI ER ADULT AND PEDIATRIC URGENT CARE		574	98	15%	672
MAIN STREET MEDICAL CENTER		146	524	78%	670
MOORINGS PARK INSTITUTE, INC, THE		642	27	4%	669
PALM GARDEN OF VERO BEACH		626	40	6%	666
MOUNT SINAI LABORATORY		635	30	5%	665
MEDICAL FP – WHOLE FAMILY HEALTH CENTER		544	120	18%	664
SOUTHEAST ALABAMA MEDICAL CENT		609	54	8%	663
GULF COAST MOLECULAR LABORATORIES	13	546	102	15%	661
TREE HOUSE PEDIATRICS PLLC		592	67	10%	659
LIFE CARE CENTER OF PENSACOLA		609	49	7%	658
SUWANNEE HEALTH AND REHABILITATION CENTER		650	5	1%	655
POINT OF CARE TESTING SITE		630	24	4%	654
JOHN KNOX VILLAGE HEALTH CENTER		629	23	4%	652
MANOR PINES CONVALESCENT CENTER LLC	1	628	21	3%	650
MAVERICK LABS		460	188	29%	648
ST JOHN'S NURSING CENTER		625	23	4%	648
ORANGE BLOSSOM FAMILY HEALTH		615	28	4%	643
VETERANS AFFAIRS MEDICAL CENTER	1	41	600	93%	642
Fernandina Beach Rehabilitation and Nursing Center	1	621	19	3%	641
BOCA GRANDE HEALTH CLINIC		603	31	5%	634
THE PRESERVE		622	9	1%	631
HOLMES REGIONAL MEDICAL CENTER		11	619	98%	630
FORT MYERS INTERNAL MEDICINE, LLC		565	64	10%	629
LIFE CARE CENTER OF ORANGE PARK		598	30	5%	628
CITY MEDICAL OF NEW JERSEY, PC		568	55	9%	623
CLEWISTON NURSING AND REHABILITATION CENTER		610	12	2%	622
LIFE CARE CENTER OF HILLIARD		600	22	4%	622
MID-FLORIDA PATHOLOGY		469	152	24%	621
PEDIATRIC HEALTHCARE ALLIANCE		584	37	6%	621

COVID-19: testing by laboratory

Data through Mar 18, 2021 verified as of Mar 19, 2021 at 09:25 AM

Data in this report are provisional and subject to change.

The numbers in the table below represent the number of Florida and non-Florida residents for whom test results were received by the Department of Health. A person can be tested by more than one laboratory and can have both positive and negative results. **Therefore, the sum of the numbers in each column will be larger than the total number of people tested.**

Reporting lab	Inconclusive	Negative	Positive	Percent positive	Total
GOLDEN GLADES NURSING & REHABILITATION CTR		605	16	3%	621
MANOR CARE HEALTH SERVICES - FT MYERS		595	26	4%	621
FAMILY HEALTH CENTERS OF SOUTHWEST FLORIDA INC		548	72	12%	620
BUFFALO CROSSING HEALTHCARE & REHABILITATION CTR		600	15	2%	615
CLINICAL ENTERPRISE, INC		592	21	3%	613
CARITHERS PEDIATRIC GROUP		561	52	8%	613
CYPRESS VILLAGE	1	585	25	4%	611
HOLY CROSS HOSPITAL		12	598	98%	610
SEBASTIAN RIVER MEDICAL CENTER	2	441	167	27%	610
AFC URGENT CARE CLEARWATER	1	123	485	80%	609
VITAS HEALTHCARE CORP OF CENTRAL FL		583	24	4%	607
EDEN SPRINGS NURSING AND REHAB CENTER		496	110	18%	606
COLLIER URGENT CARE CENTERS CREEKSIDE		549	57	9%	606
DIAMOND RIDGE HEALTH AND REHABILITATION		573	32	5%	605
VETERANS AFFAIRS MEDICAL CENTER - JAMES A HALEY			604	100%	604
PEDIATRIC HEALTHCARE ALLIANCE PA		552	51	8%	603
WILLOW BROOKE COURT AT INDIAN RIVER ESTATES		559	43	7%	602
PATIENTS FIRST - MAHAN DRIVE		164	436	73%	600
CONSULATE HEALTHCARE OF VERO BEACH	14	502	83	14%	599
BROOKDALE FORT MYERS CYPRESS LAKE		590	2	0%	592
J AND G MEDICAL GROUP LLC		486	105	18%	591
BOND CLINIC PA PEDIATRICS DEPT		540	49	8%	589
MEDICAL CENTER OF DELTONA, INC		491	96	16%	587
EMERALD SHORES HEALTH AND REHABILITATION		487	97	17%	584
NSPIRE HEALTHCARE MIAMI LAKES	8	562	14	2%	584
MAYFLOWER ASSISTED LIVING		576	6	1%	582
BALDWIN PEDIATRICS	1	550	29	5%	580
WATSON THERAPEUTICS INC	1	552	27	5%	580
SHORELINE PHYSICIAN GROUP		364	216	37%	580
HMA SANTA ROSA MEDICAL CENTER LLC DBA		457	122	21%	579
THERADOC		152	423	74%	575
DAVITA LABORATORY		471	104	18%	575
BALDOMERO LOPEZ STATE VETERANS NURSING HOME	2	569	4	1%	575
BREVARD HEALTH ALLIANCE INC, THE		541	33	6%	574
MEDONE URGENT CARE CENTER		350	223	39%	573
TENNESSEE DOH - NASHVILLE	2	504	66	12%	572
MEDICAL VB		451	121	21%	572
NCH HEALTHCARE BONITA		439	131	23%	570
CONTINENTAL CLINICAL RESEARCH, LLC		519	46	8%	565
CLIFFORD CHESTER SIMS STATE VETERANS		553	12	2%	565
FG RAPID RESULTS	2	290	272	48%	564
PALM GARDEN OF TAMPA		534	29	5%	563
WHITE-WILSON MEDICAL CENTER - FORT WALTON BEACH		541	20	4%	561
ECCOLAB GROUP	1	147	413	74%	561
PHYSICIANS PRIMARY CARE LAB	1	490	68	12%	559
SABAL PALMS HEALTH AND REHAB		508	51	9%	559

COVID-19: testing by laboratory

Data through Mar 18, 2021 verified as of Mar 19, 2021 at 09:25 AM

Data in this report are provisional and subject to change.

The numbers in the table below represent the number of Florida and non-Florida residents for whom test results were received by the Department of Health. A person can be tested by more than one laboratory and can have both positive and negative results. **Therefore, the sum of the numbers in each column will be larger than the total number of people tested.**

Reporting lab	Inconclusive	Negative	Positive	Percent positive	Total
EXPRESS URGENT CARE LLC		1	558	100%	559
MANOR CARE NURSING CENTER OF SARASOTA FL LLC		470	87	16%	557
The Sands at South Beach		548	4	1%	552
SPEARHEAD MEDICAL		489	62	11%	551
NEMOURS CHILDERN'S HOSPITAL		453	98	18%	551
PIONEER CLINICAL LAB LLC		445	105	19%	550
SOLARIS HEALTHCARE LAKE CITY		450	100	18%	550
BAPTIST PRIMARY CARE	2	440	107	19%	549
Plantation Bay Rehabilitation Center		525	24	4%	549
OCALA FAMILY MEDICAL CENTER INC	2	479	67	12%	548
MEDONE URGENT CARE AT ST. AUGUSTINE		149	399	73%	548
Signature HealthCare Center of Waterford		516	31	6%	547
VITAE DIAGNOSTICS		534	13	2%	547
COASTAL URGENT CARE		428	116	21%	544
RESTORE HEALTH URGENT CARE		430	114	21%	544
NCF DIAGNOSTICS & DNA TECHNOLOGIES	15	211	318	58%	544
DOCTORS CENTER,THE		432	111	20%	543
CHILDRENS MEDICAL ASSOCIATION PA		484	59	11%	543
VETERANS AFFAIRS MEDICAL CENTER - GAINESVILLE		3	539	99%	542
VETERANS AFFAIRS MEDICAL CENTER - BAY PINES		18	523	97%	541
AMERICA'S PHARMACY LLC		481	59	11%	540
HEARTLAND PEDIATRICS OF LAKE WALES		484	55	10%	539
HARBOUR HEALTH CENTER		521	16	3%	537
VALENCIA HILLS HEALTH AND REHABILITATION CENTER		523	13	2%	536
CLARITY LABS		464	70	13%	534
PALM GARDEN OF CLEARWATER		515	18	3%	533
PALMETTO FAMILY HEALTHCARE	1	342	190	36%	533
VILLA MARIA NURSING & REHAB CENTER INC	1	517	13	2%	531
DOH - INDIAN RIVER		450	79	15%	529
RICARDO NAVARRO DO PA		457	72	14%	529
MED FAST URGENT CARE CENTER		260	268	51%	528
MEDICAL CENTER CLINIC-IMMEDIATE CARE	1	423	104	20%	528
FOUNTAIN MANOR HEALTH AND REHAB CENTER	1	507	20	4%	528
CHILDRENS CLINIC WEST FLORIDA PEDIATRICS		482	45	9%	527
RAINBOW PEDIATRIC CENTER PA		491	34	6%	525
FLORIDA DEPARTMENT OF HEALTH IN CALHOUN COUNTY		393	127	24%	520
JACKSON MEMORIAL PERDUE MEDICAL CENTER		491	26	5%	517
NEW YORK HOSPITAL LABORATORIES	1	500	12	2%	513
MEDFAST URGENT CARE CENTERS		231	281	55%	512
MEMORIAL PEMBROKE 24/7 CARE CENTER		392	120	23%	512
Southern Oaks Care Center	1	472	37	7%	510
FLORIDA DEPARTMENT OF HEALTH CLAY COUNTY	1	410	98	19%	509
RIVER GARDEN HEBREW HOME FOR THE AGED		453	55	11%	508
PALM GARDEN OF JACKSONVILLE	2	425	80	16%	507
DXTERITY DIAGNOSTICS	2	473	31	6%	506
ENZO CLINICAL LABS INC	3	476	25	5%	504

COVID-19: testing by laboratory

Data through Mar 18, 2021 verified as of Mar 19, 2021 at 09:25 AM

Data in this report are provisional and subject to change.

The numbers in the table below represent the number of Florida and non-Florida residents for whom test results were received by the Department of Health. A person can be tested by more than one laboratory and can have both positive and negative results. **Therefore, the sum of the numbers in each column will be larger than the total number of people tested.**

Reporting lab	Inconclusive	Negative	Positive	Percent positive	Total
WEST GABLES HEALTH CARE CENTER		493	10	2%	503
The Manor at Blue Water Bay		443	60	12%	503
MICHAEL A MIDDLETON MD PA□		483	19	4%	502
ARCPPOINTS LABS		437	65	13%	502
ST CLOUD REGIONAL MEDICAL CENTER CLINICAL LAB		394	106	21%	500
JACKSON MEMORIAL LONG TERM CARE CENTER		475	24	5%	499
CLINICAL PATHOLOGY LABS		388	111	22%	499
FIRST CHOICE PEDIATRICS		407	91	18%	498
HEALTH CENTER AT BRENTWOOD	1	453	44	9%	498
HOPE HOSPICE AND COMMUNITY SERVICES INC	14	464	19	4%	497
UNIVERSITY OF TAMPA INC, THE		487	9	2%	496
CITRUS NURSING CENTER LLC		448	46	9%	494
PENSACOLA PEDIATRICS PA - TIGER POINT	18	468	8	2%	494
MANOR OAKS NURSING & REHAB CENTER	5	486	2	0%	493
HILLCREST HEALTH CARE & REHABILITATION CENTER	3	475	14	3%	492
SANDBAY URGENT CARE		396	95	19%	491
BROWARD PARTNERSHIP	6	477	8	2%	491
ASCEND CLINICAL	5	415	71	14%	491
AFC URGENT CARE FAMILY CARE			488	100%	488
SUSANNA WESLEY HEALTH CENTER		451	36	7%	487
CARENOW	2	276	208	43%	486
THE PALACE AT HOMESTEAD	1	465	20	4%	486
RUSKIN HEALTH CENTER		291	194	40%	485
SEMINOLE NURSING PAVILION		473	8	2%	481
FLORIDA HOSPITAL WAUCHULA		346	135	28%	481
NORTH FLORIDA RETIREMENT VILLAGE		479	2	0%	481
PALM GARDEN OF ORLANDO		446	33	7%	479
PARKLANDS FACILITY INC	4	433	42	9%	479
HERON POINTE HEALTH AND REHABILITATION	1	474	3	1%	478
HARTS HARBOR HEALTH CARE CENTER		457	21	4%	478
LAUDERDALE NURSING CENTER LLC	1	458	19	4%	478
SHORE ACRES CARE CENTER		442	35	7%	477
SIGNATURE HEALTHCARE OF BROOKWOOD GARDENS		470	6	1%	476
Good Samaritan Society Kissimmee Village		411	65	14%	476
MOBILE MEDICAL ASSOCIATES PL	17	408	50	11%	475
MANOR AT CARPENTERS		447	27	6%	474
Quest Diag Unspecifd	1	318	155	33%	474
FLO-MEDILAB SERVICES LLC		192	282	59%	474
BENTON PEDIATRICS INC		425	48	10%	473
STEWART SEBASTIAN RIVER MEDICAL CENTER		415	56	12%	471
LIFE CARE CENTER OF PALM BAY□		444	27	6%	471
AFC URGENT CARE TYRONE		2	469	100%	471
Palm Garden of Largo		449	22	5%	471
INTERNAL MEDICINE & PEDIATRICS OF TAMPA BAY PA		403	67	14%	470
ORLANDO HEALTH CENTER FOR REHABILITATION		457	13	3%	470
PW WINDERMERE SUBTENANT LLC		468	1	0%	469

COVID-19: testing by laboratory

Data through Mar 18, 2021 verified as of Mar 19, 2021 at 09:25 AM

Data in this report are provisional and subject to change.

The numbers in the table below represent the number of Florida and non-Florida residents for whom test results were received by the Department of Health. A person can be tested by more than one laboratory and can have both positive and negative results. **Therefore, the sum of the numbers in each column will be larger than the total number of people tested.**

Reporting lab	Inconclusive	Negative	Positive	Percent positive	Total
NAVAL HOSPITAL - JACKSONVILLE		136	333	71%	469
DBI HEALTH INC		454	15	3%	469
LITTLE PINE PEDIATRICS PLLC	3	407	58	12%	468
AFC URGENT CARE SEMINOLE			467	100%	467
CARE ONE OF FLORIDA	1	318	146	31%	465
ELLENTON PEDIATRICS		444	18	4%	462
THE PALACE MANAGEMENT - THE PALACE AT CORAL GABLES		459	3	1%	462
BROOKDALE PALMER RANCH	1	403	57	12%	461
NURSING PLUS OF BROWARD LLC	1	439	18	4%	458
MEDSCAN LABORATORY INC	1	242	214	47%	457
Williston Care Center		395	61	13%	456
Colonial Lakes Health Care		415	41	9%	456
SOLARIS HEALTHCARE OSCEOLA		431	24	5%	455
CLARIDGE HOUSE NURSING CENTER		437	18	4%	455
FLORIDA HOSPITAL MEDICAL GROUP		273	181	40%	454
NEW YORK PRESBYTERIAN - CUMC CLINICAL		434	18	4%	452
Q ANSWER LAB	1	392	59	13%	452
CONSULATE HEALTH CARE OF BAYONET POINT	4	440	7	2%	451
MINUTECLINIC LLC, #10357		448	1	0%	449
NEW PLANT CITY FAMILY CARE	1	241	207	46%	449
VITAS LUTHERAN TOWERS INPATIENT PROGRAM		384	64	14%	448
Solaris HealthCare Windermere		415	32	7%	447
AFC URGENT CARE		113	334	75%	447
DIAMOND RIDGE HEALTH AND REHABILITATION CENTER		422	22	5%	444
Cypress Cove Care Center		343	100	23%	443
BETHESDA HEALTH URGENT CARE		356	86	19%	442
NORTH FLORIDA REHABILITATION & SPECIALTY CARE		436	6	1%	442
PALM GARDEN OF WINTER HAVEN	3	422	16	4%	441
NAPLES CHILDREN'S URGENT CARE		387	53	12%	440
SMA SPECIALTY MEDICAL LAB		119	321	73%	440
EMERITUS AT NAPLES	2	437	1	0%	440
NORTH FL SOUTH GA HCS-LAKE CITY		434	5	1%	439
GANDY CROSSING CARE CENTER	1	424	14	3%	439
MILLER BIOCONNECT		397	42	10%	439
WHITE WILSON MEDICAL CENTER PA - NAVARRE		325	113	26%	438
SUNSHINE URGENT CARE LLC		291	147	34%	438
MEDIPATH		19	418	96%	437
NATURE COAST MEDICAL GROUP		338	98	22%	436
PRO HEALTH		188	248	57%	436
Ocala Health and Rehabilitation Center		415	21	5%	436
STARKE FAMILY MEDICAL CENTER		346	89	20%	435
ST ANDREWS BAY SKILLED NURSING &		374	61	14%	435
QUOTIENT SCIENCES		422	13	3%	435
MAGNOLIA FAMILY URGENT CARE		395	40	9%	435
ANCIENT CITY PEDIATRICS	1	417	16	4%	434
HEALTHY STEPS PEDIATRICS		386	47	11%	433

COVID-19: testing by laboratory

Data through Mar 18, 2021 verified as of Mar 19, 2021 at 09:25 AM

Data in this report are provisional and subject to change.

The numbers in the table below represent the number of Florida and non-Florida residents for whom test results were received by the Department of Health. A person can be tested by more than one laboratory and can have both positive and negative results. **Therefore, the sum of the numbers in each column will be larger than the total number of people tested.**

Reporting lab	Inconclusive	Negative	Positive	Percent positive	Total
Darcy Hall Of Life Care		420	13	3%	433
BROOKSVILLE HEALTHCARE CENTER LLC		420	13	3%	433
APP-UNIPATH, LLC	2	415	15	3%	432
AVECINA MEDICAL JULINGTON	1	240	189	44%	430
FLORIDA DEPT OF HEALTH IN BREVARD COUNTY	3	363	63	15%	429
PALM GARDEN OF OCALA		330	98	23%	428
EPN URGENT CARE		83	345	81%	428
SOLARIS HEALTHCARE DAYTONA	2	379	46	11%	427
SANTA ROSA CENTER FOR REHABILITATION AND HEALING		353	69	16%	422
Bardmoor Oaks Healthcare and Rehabilitation Center		410	11	3%	421
LEHIGH REGIONAL MEDICAL CENTER LAB	2	372	47	11%	421
GARCIA CLINICAL LABORATORY		28	392	93%	420
ABBOTT DIAGNOSTICS		402	18	4%	420
Manatee Springs Rehabilitation and Nursing Center		399	20	5%	419
FHMG FLORIDA HOSPITAL MEDICAL GROUP		379	39	9%	418
ADDINGTON PLACE AT WELLINGTON GREEN		409	9	2%	418
ABBEY DELRAY		412	6	1%	418
SOLARIS HEALTHCARE MERRITT ISLAND		376	41	10%	417
ROLLINS COLLEGE WELLNESS CENTER		130	287	69%	417
VITAS HEALTHCARE CORPORATION		411	5	1%	416
HOSPICE OF THE FLORIDA SUNCOAST, THE		412	3	1%	415
TIDEWELL HOSPICE INC	2	405	7	2%	414
ASSOCIATESMD MEDICAL GROUP INC		354	59	14%	413
INDIAN RIVER CTR, LLC		362	50	12%	412
CLERMONT HEALTH AND REHABILITATION CENTER		380	32	8%	412
ORCHARD PARK HEALTH & REHABILITATION		406	5	1%	411
MINUTECLINIC LLC #3671		366	44	11%	410
GOOD SAMARITAN CENTER		407	3	1%	410
LIFEBRITE	1	211	198	48%	410
FLOMEDILAB		189	220	54%	409
FLORIDA DEPARTMENT OF HEALTH		360	49	12%	409
ORLANDO VA MEDICAL CENTER			407	100%	407
AMEERAH LABS, LLC	2	321	83	20%	406
TIDE LABORATORIES		362	43	11%	405
FLORIDA DEPARTMENT OF HEALTH IN LIBERTY COUNTY	3	305	96	24%	404
TREASURE COAST COMMUNITY HEALTH	3	335	66	16%	404
ADVENTHEALTH MEDICAL GROUP PROMPT CAR	1	287	116	29%	404
Timberridge Center for Rehabilitation and Healing		370	34	8%	404
BHA CENTRAL COUNTY CLINIC		347	56	14%	403
PINES OF SARASOTA		396	5	1%	401
ADVENTHEALTH EXPRESS CARE AT		326	72	18%	398
SOLARIS HEALTHCARE BAYONET POINT		382	16	4%	398
QUALITOX LABORATORIES		221	177	44%	398
Destin Healthcare and Rehabilitation Center	1	357	40	10%	398
DAIRY ROAD URGENT CARE	2	274	121	30%	397
MINI ER AND URGENT CARE		289	105	27%	394

COVID-19: testing by laboratory

Data through Mar 18, 2021 verified as of Mar 19, 2021 at 09:25 AM

Data in this report are provisional and subject to change.

The numbers in the table below represent the number of Florida and non-Florida residents for whom test results were received by the Department of Health. A person can be tested by more than one laboratory and can have both positive and negative results. **Therefore, the sum of the numbers in each column will be larger than the total number of people tested.**

Reporting lab	Inconclusive	Negative	Positive	Percent positive	Total
WELL-BEING MEDICAL CENTER PLLC		363	31	8%	394
BONIFAY NURSING AND REHAB CENTER		363	30	8%	393
SUNLAND MARIANNA COX MEDICAL CENTER		350	43	11%	393
SOUTHERN LABORATORY SERVICES OF NWF		359	34	9%	393
DIAGNOSTIC & CLINICAL CARE SERVICES INC DBA		315	77	20%	392
FAMILY CARE PARTNERS OF NORTHEAST FLORIDA LLC		317	74	19%	391
MOOSEHAVEN HEALTH CENTER		352	38	10%	390
BAPTIST PRIMARY CARE, INC		361	28	7%	389
HEALTHWORKS MED GROUP OF FLORIDA PA	3	378	8	2%	389
BARBER		13	376	97%	389
LIFE CARE PONTE VEDRA INC		378	9	2%	387
VILLAGE DOCTORS OF KEYSTONE		306	81	21%	387
PALMS OF SEBRING		353	34	9%	387
PEDIATRICS BY THE SEA		371	16	4%	387
ST PETERSBURG PEDIATRICS-PARK BLVD		352	34	9%	386
Bayside Care Center	1	364	20	5%	385
PREMIER MEDICAL CENTER LLC		384			384
BLOUNTSTOWN REHABILITATION CENTER LLC		278	106	28%	384
UNIVERSITY OF TAMPA STUDENT HEALTH AND SHC CLINICAL LABORATORY		229	152	40%	381
BROOKDALE PADDOCK HILLS	2	377	2	1%	381
MEMPHIS PATHOLOGY LABORATORY	4	357	19	5%	380
PEDIATRIC ASSOCIATES OF OCALA PA		349	31	8%	380
BARTON HEALTH ALLIANCE	3	331	45	12%	379
KINDRED HOSPITAL	10	352	17	4%	379
BRISTOL AT TAMPA, THE	4	366	8	2%	378
THE SPRINGS AT BOCA CIEGA BAY		369	9	2%	378
UR MEDICINE LABS- CENTRAL LABORATORY		354	23	6%	377
BAYA PHARMACY WEST		8	368	98%	376
PruittHealth Panama City	1	311	64	17%	376
NATIONS BEST FAMILY HEALTH CARE		197	179	48%	376
TRI-COUNTY NURSING AND REHABILITATION CENTER INC		360	15	4%	375
PORT SAINT LUCIE HOSPITAL		365	9	2%	374
FAIR HAVENS CENTER, OPCO		367	7	2%	374
ADVENTHEALTH EXPRESS CARE AT WALGREENS 49TH STREET		317	57	15%	374
ADVENT HEALTH - DELTONA ER		307	67	18%	374
Life Care Center of Ocala		304	69	18%	373
ACCESS MEDICAL CENTER	1	344	28	8%	373
ST PETERSBURG PEDIATRICS-SEMINOLE BLVD		306	66	18%	372
HENDRY REGIONAL MEDICAL CENTER		107	265	71%	372
URGENT CARE BETHESDA	1	318	52	14%	371
SEA BREEZE REHAB AND NURSING CENTER		361	9	2%	370
Stacey Health Care Centers Inc. dba Riverside Care Center		341	29	8%	370
AYERS HEALTH & REHABILITATION CENTER		362	7	2%	369
ARTHREX MEDICAL CENTER	1	261	107	29%	369
INFORM DIAGNOSTICS		360	9	2%	369
SPECIALTY HEALTH AND REHABILITATION CENTER		344	25	7%	369

COVID-19: testing by laboratory

Data through Mar 18, 2021 verified as of Mar 19, 2021 at 09:25 AM

Data in this report are provisional and subject to change.

The numbers in the table below represent the number of Florida and non-Florida residents for whom test results were received by the Department of Health. A person can be tested by more than one laboratory and can have both positive and negative results. **Therefore, the sum of the numbers in each column will be larger than the total number of people tested.**

Reporting lab	Inconclusive	Negative	Positive	Percent positive	Total
ADVENT HEALTH - TAMPA		148	220	60%	368
TRENTON MEDICAL CENTER INC DBA PALMS MEDICAL GROUP	4	270	93	25%	367
FLORIDA HOSPITAL HEARTLAND MED CTR LAKE PLACID		277	89	24%	366
PALM GARDEN OF WEST PALM BEACH	4	347	15	4%	366
WELL HEALTH WORKS	1	324	39	11%	364
FLORIDA HEART & VASCULAR MULTISPECIALTY GROUP PA		266	98	27%	364
SERENADES IN THE VILLAGES		311	53	15%	364
solaris Healthcare Parkway	2	344	17	5%	363
DIGNITY HEALING, LLC		348	15	4%	363
Consulate Health Care of North Fort Myers		351	12	3%	363
PLANT CITY PEDIATRICS	1	293	69	19%	363
VETERANS AFFAIRS MEDICAL CENTER - LAKE CITY		52	309	86%	361
HARDEE MANOR HEALTH CARE CENTER	1	357	3	1%	361
FAMILY EXPRESS URGENT CARE		5	356	99%	361
HEALTH CENTRAL PARK		295	66	18%	361
CHAUTAUQUA REHABILITATION AND NURSING CENTER		351	9	3%	360
MANOR CARE OF BOYNTON BEACH LLC		336	24	7%	360
TRINITY REGIONAL REHAB CENTER		345	15	4%	360
LIFE CARE CENTER OF WINTER HAVEN		341	18	5%	359
SUN COUNTRY PEDIATRICS PLLC	9	317	31	9%	357
ORCHARD RIDGE CARE AND REHABILITATION CENTER		336	19	5%	355
HAINES CITY REHABILITATION AND NURSING CENTER		331	24	7%	355
VILLAGE DOCTORS FAMILY MEDICAL CENTER OF		291	64	18%	355
SIGNATURE HEALTHCARE OF NORTH FLORIDA		349	4	1%	353
MY CLINICAL LAB		224	129	37%	353
BERNHARDT LABORATORIES	1	290	62	18%	353
VILLAGE AT VIENNA SQUARE,THE	6	329	17	5%	352
HARDEE COUNTY HEALTH DEPARTMENT		283	69	20%	352
MANORCARE HEALTH SERVICES - VENICE		297	55	16%	352
MEDFAST URGENT CARE CENTER		122	230	65%	352
SANFORD LABORATORIES		325	26	7%	351
CORAL BAY HEALTHCARE AND REHABILITATION	1	338	12	3%	351
BAYSHORE DIAGNOSTICS		310	41	12%	351
SIPARADIGM, DIAGNOSTIC INFORMATICS		273	77	22%	350
PALMETTO SUBACUTE CARE CENTER		339	11	3%	350
Marshall Health and Rehabilitation Center		299	49	14%	348
SABAL DIRECT PRIMARY CARE, PA		288	59	17%	347
AMBULATORY SURGERY CENTER OF BOCA RATON LTD		342	4	1%	346
HEALTH DESIGNS		332	14	4%	346
ONESTOP MEDICAL AND URGENT CARE LLC		301	45	13%	346
Bay Breeze Senior Living and Rehabilitation Center		292	53	15%	345
AVANTE AT OCALA INC	1	314	30	9%	345
USAFSAM/PHE		174	170	49%	344
ARCPPOINT LABS OF SARASOTA MANATEE		266	78	23%	344
OCEAN VIEW NURSING AND REHAB CENTER		328	16	5%	344
WHITE-WILSON MEDICAL CENTER - NICEVILLE		303	40	12%	343

COVID-19: testing by laboratory

Data through Mar 18, 2021 verified as of Mar 19, 2021 at 09:25 AM

Data in this report are provisional and subject to change.

The numbers in the table below represent the number of Florida and non-Florida residents for whom test results were received by the Department of Health. A person can be tested by more than one laboratory and can have both positive and negative results. **Therefore, the sum of the numbers in each column will be larger than the total number of people tested.**

Reporting lab	Inconclusive	Negative	Positive	Percent positive	Total
COLOR GENOMICS, INC.	2	335	6	2%	343
ADVENT HEALTH CENTRA CARE - PALM COAST		80	261	77%	341
FAIRWAY OAKS CENTER LLC	6	328	6	2%	340
CRONOS CLINICAL LABORATORY	22	227	91	27%	340
CORAL TRACE HEALTH CARE	2	333	5	1%	340
ATLANTIC SHORES NURSING AND REHAB CENTER	1	330	9	3%	340
TAMARAC REHABILITATION & HEALTH CENTER		335	4	1%	339
SELECT REFERENCE LABORATORIES, LLC	1	326	12	4%	339
SPRINGTREE REHAB & HEALTH CARE CENTER		315	23	7%	338
BAY VILLAGE OF SARASOTA INC		335	3	1%	338
FL HUD DESTIN, LLC D/B/A GRAND BOULEVARD HEALTH		299	39	12%	338
MEDICAL CENTER AT OCEAN REEF,THE		321	16	5%	337
HCSO OCCUPATIONAL HEALTH AND WELLNESS CENTER		263	73	22%	336
Life Care Center of Punta Gorda	1	322	13	4%	336
HOLISTIX TREATMENT CENTERS		328	8	2%	336
TUSKAWILLA NURSING AND REHAB CENTER	2	325	7	2%	334
NORTH PINELLAS STATMED QUICK QUALITY CLINICS		236	97	29%	333
AVANTE AT MT DORA		328	4	1%	332
AVENTURA REHAB AND NURSING CENTER		316	15	5%	331
KISSIMMEE FACILITY OPERATIONS LLC		306	24	7%	330
Life Care Center at Wells Crossing		309	21	6%	330
LAKE EUSTIS HEALTH AND REHABILITATION CENTER		322	7	2%	329
PEDIATRIC HEALTH CARE ALLIANCE, PA		295	33	10%	328
ELMHURST HOSPITAL CENTER	1	299	28	9%	328
ROSEWOOD HEALTH AND REHABILITATION CENTER		306	21	6%	327
SEASIDE HEALTH AND REHABILITATION CENTER		268	58	18%	326
AVANTE AT LEESBURG INC		324	2	1%	326
PIONEER CLINICAL LAB, LLC		212	113	35%	325
SILVER CREEK SENIOR LIVING COMMUNITY		320	5	2%	325
EXCEL PEDIATRICS		272	52	16%	324
MIDWAY SPECIALTY CARE CENTER	3	207	114	35%	324
WALGREENS 3173		298	26	8%	324
ELMCROFT PINECREST	1	300	22	7%	323
SAMANTHA WILSON CARE CENTER	4	310	9	3%	323
24/7 PEDIATRIC CARE CENTERS INC		303	20	6%	323
BAPTIST PRIMARY CARE INC	1	297	25	8%	323
HEALTH PARK CARE CENTER		319	4	1%	323
DELTONA HEALTH CARE		298	24	7%	322
KENNEDY PAIN CLINIC GROUP LLC		288	33	10%	321
RIVERS FAMILY MEDICINE PA		240	81	25%	321
LabCorp (Non-Interfaced)	1	125	194	61%	320
HOLIDAY CVS LLC DBA CVS/PHARMACY #0440		309	10	3%	319
PALMS REHABILITATION AND HEALTHCARE CENTER		282	37	12%	319
PruittHealth Santa Rosa		225	94	29%	319
BEAR CREEK NURSING CENTER		313	5	2%	318
ARGO SENIOR LIVING AT HAVERHILL		298	20	6%	318

COVID-19: testing by laboratory

Data through Mar 18, 2021 verified as of Mar 19, 2021 at 09:25 AM

Data in this report are provisional and subject to change.

The numbers in the table below represent the number of Florida and non-Florida residents for whom test results were received by the Department of Health. A person can be tested by more than one laboratory and can have both positive and negative results. **Therefore, the sum of the numbers in each column will be larger than the total number of people tested.**

Reporting lab	Inconclusive	Negative	Positive	Percent positive	Total
ADVENT HEALTH - TIMBERRIDGE ER		265	52	16%	317
Coastal Health and Rehabilitation Center		306	11	3%	317
BIOCEPT		295	22	7%	317
The Care Center at Pinellas Park	1	307	8	3%	316
BROOKDALE LAKE TAVARES		310	5	2%	315
COMMUNITY HEALTH AND REHABILITATION CENTER		253	62	20%	315
REHABILITATION CENTER OF LAKE CITY, THE		286	28	9%	314
JACKSON PLAZA NURSING & REHAB CENTER	6	301	7	2%	314
FLORIDA HEALTH CARE PLANS			314	100%	314
Parkview Rehabilitation Center at Winter Park		303	10	3%	313
KEY WEST HEALTH AND REHAB	1	305	7	2%	313
GENESIS MEDICAL LABORATORY MIAMI FL.		83	230	73%	313
ST LUCIE EMPLOYEE HEALTH & WELLNESS CENTER		307	6	2%	313
MEDEXPRESS LUTZ		3	309	99%	312
GOOD SAMARITAN SOCIETY-DAYTONA		292	20	6%	312
PHYSICIANS REGIONAL WALK-IN		190	122	39%	312
ADVENT HEALTH - WESTCHASE ER		267	45	14%	312
AVELLINO LAB USA, INC	1	299	12	4%	312
FAMILY CARE PARTNERS OF NE FLORIDA LLC		238	72	23%	310
TAVARES PEDIATRICS		262	47	15%	309
SOUTHWEST ORLANDO FAMILY MEDICINE, PL		257	51	17%	308
ST JUDE CHILDREN'S RESEARCH HOSPITAL		293	15	5%	308
PENSACOLA PEDIATRICS, PA		290	17	6%	307
HOLLEY NAVARRE MEDICAL CLINIC		229	78	25%	307
Life Care Center at Inverrary		297	9	3%	306
EMERALD COAST PEDIATRICS & ADOL		286	20	7%	306
REGENTS PARK OF BOCA RATON		303	3	1%	306
JACKSONVILLE KIDS PEDIATRICS, PLLC		272	33	11%	305
ST JAMES HEALTH AND REHABILITATION CENTER		219	85	28%	304
LUTHERAN HAVEN		295	9	3%	304
ESTERO ISLAND MEDICAL CENTER		240	64	21%	304
Life Care Center of Sarasota		290	13	4%	303
JAMES A HALEY VETERANS HOSPITAL			303	100%	303
HEATHER HILL HEALTHCARE CENTER		257	46	15%	303
SAINTS 120 LLC	1	267	34	11%	302
ST CATHERINE'S WEST REHABILITATION HOSPITAL		289	13	4%	302
Solaris Healthcare Lake Bennet		267	35	12%	302
LASER & SURGERY CENTER OF THE PALM BEACHES		300	2	1%	302
AMERICAN FINNISH NURSING HOME	2	290	8	3%	300
HOMESTEAD MANOR	2	257	40	13%	299
BOCA BIOLISTICS REFERENCE LABORATORY	2	185	112	37%	299
URGENT CARE EXPRESS LLC		1	298	100%	299
ROSEN MEDICAL CENTER		257	41	14%	298
CLARE BRIDGE ORMOND BEACH	1	297			298
MY HEALTHY BLUEPRINT BY BAPTIST HEALTH CARE		245	52	18%	297
OSPREY LODGE		238	59	20%	297

COVID-19: testing by laboratory

Data through Mar 18, 2021 verified as of Mar 19, 2021 at 09:25 AM

Data in this report are provisional and subject to change.

The numbers in the table below represent the number of Florida and non-Florida residents for whom test results were received by the Department of Health. A person can be tested by more than one laboratory and can have both positive and negative results. **Therefore, the sum of the numbers in each column will be larger than the total number of people tested.**

Reporting lab	Inconclusive	Negative	Positive	Percent positive	Total
ENCOMPASS HEALTH REHABILITATION HOSPITAL OF SUNRISE	8	283	6	2%	297
BUENA VISTA URGENT CARE		264	33	11%	297
BROOKDALE DESTIN		284	12	4%	296
CROSS POINTE CARE CENTER	2	287	6	2%	295
ADVANCED AMBULATORY SURGERY CENTER		282	13	4%	295
BAY COUNTY SHERIFFS OFFICE JAIL FACILITY		249	45	15%	294
Avante at Inverness		291	3	1%	294
LONGWOOD FAMILY PRACTICE		224	69	24%	293
OKEECHOBEE COUNTY HEALTH DEPT	1	205	87	30%	293
SIGNATURE HEALTHCARE AT THE COURTYARD		246	47	16%	293
NORTHWEST MEDICAL CENTER CLINICAL LABORATORY		175	118	40%	293
FRICKS PHARMACY		232	61	21%	293
The Grove Health and Rehabilitation		269	23	8%	292
DEPARTMENT OF HEALTH BUREAU OF FAMILY		287	5	2%	292
MANORCARE AT LELY PALMS		287	5	2%	292
LAKELAND REGIONAL HEALTH SYSTEMS INC		26	266	91%	292
MANOR CARE OF NAPLES FL LLC		289	3	1%	292
Solaris Healthcare Coconut Creek		285	6	2%	291
BIOIQ		243	48	16%	291
UNIVERSITY OF CENTRAL FLORIDA HEALTH SERVICES		289	2	1%	291
TALLAHASSEE NHHI LLC	1	262	27	9%	290
AZALEA TRACE PHYSICIAN SERVICES		287	3	1%	290
PALM GARDEN OF GAINESVILLE	2	285	2	1%	289
CONSULATE HEALTH CARE OF SAFETY HARBOR		283	6	2%	289
AUBURN UNIVERSITY MEDICAL CLINIC		227	62	21%	289
AMERICAN HEALTH ASSOCIATES INC	1	270	17	6%	288
PALM BEACH PEDIATRICS PA	2	250	36	13%	288
Heartland Healthcare of Ft. Myers	1	285	1	0%	287
RULEME CENTER	2	259	26	9%	287
BRIDGEWATER PARK HEALTH AND REHAB		257	29	10%	286
ACCURATE DIAGNOSTIC LABS, INC		268	17	6%	285
SILVERCREST HEALTH AND REHABILITATION CENTER	3	274	8	3%	285
CHEEK AND SCOTT DRUGS INC		235	49	17%	284
LAKE PARK OF MADISON		274	10	4%	284
LA MER NH LLC		279	5	2%	284
AURORA DIAGNOSTICS BERNHARDT LABORATORIES PATHOLOGY SERVICE		190	93	33%	283
WIMAUMA COMMUNITY HEALTH CENTER		230	52	18%	282
W FRANK WELLS NURSING HOME		253	28	10%	281
TIERRA PINES CENTER		269	12	4%	281
DOCTORS MEMORIAL HOSPITAL		155	125	45%	280
BAYA POINTE NURSING AND REHABILITATION		197	83	30%	280
PERSONALIZED GENETIC TESTING	1	183	95	34%	279
renaissance health and rehabilitation center		259	19	7%	278
WESTCHESTER GARDENS LIMITED PARTNERSHIP		272	6	2%	278
Avante at Orlando		273	5	2%	278
PRUITT HEALTH-SANTA ROSA		275	2	1%	277

COVID-19: testing by laboratory

Data through Mar 18, 2021 verified as of Mar 19, 2021 at 09:25 AM

Data in this report are provisional and subject to change.

The numbers in the table below represent the number of Florida and non-Florida residents for whom test results were received by the Department of Health. A person can be tested by more than one laboratory and can have both positive and negative results. **Therefore, the sum of the numbers in each column will be larger than the total number of people tested.**

Reporting lab	Inconclusive	Negative	Positive	Percent positive	Total
HARBOURWOOD	1	272	4	1%	277
AVON PARK PEDIATRICS INC	3	249	25	9%	277
Crossbreeze care center	1	274	2	1%	277
DAVID SCOTT MADWAR MD PA□		250	27	10%	277
VILLAGES REGIONAL HOSPITAL SURGERY CENTER LLC, THE		218	58	21%	276
Rehabilitation Center for Park Place LLC		265	11	4%	276
HOSPICE OF LAKE & SUMTER INC	1	268	6	2%	275
FLORIDA KEYS PEDIATRICS & ADOLESCENT CENTER		260	14	5%	274
Solaris HealthCare Imperial		266	8	3%	274
Glades West Rehabilitation and Nursing Center		266	8	3%	274
HUNT CLUB PEDIATRIC ASSOCIATES, P.A.		234	40	15%	274
VILLAGE PLACE NH LLC□		248	24	9%	272
Sunset Point Center		267	4	1%	271
STERLING HOUSE OF DELAND		270	1	0%	271
FOUNTAIN INN NURSING & REHABILITATION CTR, INC		265	6	2%	271
CENTERSTONE OF FLORIDA□		252	19	7%	271
NASSAU COUNTY JAIL		228	43	16%	271
Premier Place at The Glenview		260	9	3%	269
FLETCHER HEALTH AND REHABILITATION CENTER		268	1	0%	269
LODGE HEALTH AND REHABILITATION CENTER, THE		237	32	12%	269
ADVENT HEALTH CARE CENTER	9	246	13	5%	268
ADVENT HEALTH CENTRA CARE - ORMOND BEACH		113	155	58%	268
BRENTWOOD RETIREMENT COMMUNITY	5	231	31	12%	267
LUIS A GHIGLINO MD PA		258	9	3%	267
CHIPOLA HEALTH AND REHAB		250	17	6%	267
DAYTONA BEACH HEALTH AND REHAB CENTER		267			267
West Melbourne Health and Rehabilitation Center		266	1	0%	267
Concordia Village of Tampa AL		261	5	2%	266
HAVEN OF OUR LADY OF PEACE INC		258	8	3%	266
VETERANS AFFAIRS MEDICAL CENTER - MIAMI		2	263	99%	265
Avante at St Cloud, Inc.		260	5	2%	265
USA HEALTH UNIVERSITY HOSPITAL CLINICAL LABORATORY	1	254	10	4%	265
Vi at Lakeside Village Skilled Nursing		254	11	4%	265
SERANADES BY SONATA WEST ORANGE		236	29	11%	265
PROTEUS MOLECULAR AND CLINICAL LAB	1	150	112	43%	263
CHIPOLA MEDICAL ASSOCIATES, LLC		186	76	29%	262
RIVERWOOD HEALTH NH LLC		223	39	15%	262
PAVILION FOR HEALTHCARE, THE		260	2	1%	262
CHURCH OF SCIENTOLOGY FLAG SERVICE ORGANIZATION		259	3	1%	262
SARAPATH DIAGNOSTICS		140	121	46%	261
CLIFFORD CHESTER SIMS VA NURSING HOME		251	9	3%	260
WESTWOOD HEALTHCARE SNF		214	46	18%	260
BROWARD NURSING & REHABILITATION CTR	8	238	13	5%	259
CONSULATE HEALTHCARE OF KISSIMMEE		247	12	5%	259
WHITE WILSON MEDICAL IMMEDIATE CARE NICEVILLE		43	216	83%	259
FIRST CHOICE PRIMARY CARE		207	51	20%	258

COVID-19: testing by laboratory

Data through Mar 18, 2021 verified as of Mar 19, 2021 at 09:25 AM

Data in this report are provisional and subject to change.

The numbers in the table below represent the number of Florida and non-Florida residents for whom test results were received by the Department of Health. A person can be tested by more than one laboratory and can have both positive and negative results. **Therefore, the sum of the numbers in each column will be larger than the total number of people tested.**

Reporting lab	Inconclusive	Negative	Positive	Percent positive	Total
FLORIDA WOMAN CARE LABORATORY LLC		232	26	10%	258
Chatsworth at PGA National, LLC		246	12	5%	258
ABBOTT LABORATORIES		166	89	35%	255
MACCLENNY NURSING AND REHAB		237	18	7%	255
DE LUNA HEALTH AND REHABILITATION CENTER		232	23	9%	255
BOULEVARD REHABILITATION CENTER		241	14	5%	255
STATMED QUICK QUALITY CLINIC AT NORTH PINELLAS		66	189	74%	255
MARTIN MEMORIAL MEDICAL CENTER LAB		128	126	50%	254
AZALEA TRACE		241	13	5%	254
ADVENT HEALTH - ORLANDO		194	59	23%	253
SHELL POINT VILLAGE MEDICAL CENTER		246	7	3%	253
ARBOR FACILITY INC		250	1	0%	251
FLORIDA ATLANTIC UNIVERSITY STUDENT HEALTH		212	39	16%	251
Surrey Place Healthcare and Rehabilitation		249	2	1%	251
Solaris Senior Living North Naples ALF		241	9	4%	250
FAMILY MEDICAL CARE OF PALM BEACH		190	60	24%	250
FORT MYERS REHABILITATION AND NURSING CENTER		223	26	10%	249
Cross Gardens Care Center		248	1	0%	249
BUREAU OF CLINICAL LABORATORIES		208	41	16%	249
MIAMI JEWISH HEALTH SYSTEMS, INC	4	236	9	4%	249
ST MARK VILLAGE	1	242	5	2%	248
CARRINGTON PLACE OF ST PETE LLC		242	6	2%	248
BOND CLINIC, PA		182	65	26%	247
KR at Hillsborough Lakes/Lutz Healthcare		237	10	4%	247
AMELIA MEDICAL CARE		97	150	61%	247
CYPRESS COVE		240	6	2%	246
AVECINA MOBILE		121	125	51%	246
Heritage Healthcare at Tallahassee		239	7	3%	246
ADVENTHEALTH EXPRESS CARE AT WESLEY CH		218	27	11%	245
NORTH FLORIDA PEDIATRICS - MARIANNA		206	39	16%	245
ROSEWOOD HEALTHCARE & REHABILITATION CENTER		239	6	2%	245
MALABAR/ADVENT CENTRA CARE		48	196	80%	244
FLORIDA CLINICAL LABORATORY-BIOREFERENCE LABORATORIES		92	151	62%	243
PONTE VEDRA GARDENS		242	1	0%	243
APLS SERVICES LLC D/B/A CLEAR DIAGNOSTICS	12	229	2	1%	243
RENAISSANCE AT THE TERRACES		242	1	0%	243
BAYVIEW CENTER		238	5	2%	243
HEARTLAND PEDIATRICS OF LAKE PLACID PA	1	212	30	12%	243
LAKESIDE NEUROLOGIC		233	10	4%	243
WALGREENS 10670		212	30	12%	242
ARCHER HEALTH VENTURES, LLC		217	25	10%	242
GOOD SAMARITAN CARES		236	5	2%	241
EDGEWATER AT WATERMAN VILLAGE, THE		226	15	6%	241
CLARE BRIDGE OF SARASOTA		238	2	1%	240
AMERICAN HOUSE SENIOR LIVING		189	50	21%	239
UCC - WELLINGTON		3	236	99%	239

COVID-19: testing by laboratory

Data through Mar 18, 2021 verified as of Mar 19, 2021 at 09:25 AM

Data in this report are provisional and subject to change.

The numbers in the table below represent the number of Florida and non-Florida residents for whom test results were received by the Department of Health. A person can be tested by more than one laboratory and can have both positive and negative results. **Therefore, the sum of the numbers in each column will be larger than the total number of people tested.**

Reporting lab	Inconclusive	Negative	Positive	Percent positive	Total
ORANGE COUNTY HEALTH DEPT		228	11	5%	239
PALM GARDEN OF AVENTURA		236	3	1%	239
TERRACES OF LAKE WORTH CARE CENTER		226	12	5%	238
HOMESTEAD VILLAGE		227	11	5%	238
PEDIATRICS IN BREVARD PA		188	49	21%	237
WATERMARK LAKE POINTE WOODS LLC		219	18	8%	237
WASHINGTON REHAB AND NURSING		227	10	4%	237
TGH		1	235	100%	236
FELLOWSHIP HOME AT THE FAIRWAY LLC		229	7	3%	236
Consulate Health Care of St. Petersburg		229	7	3%	236
CONEY ISLAND HOSPITAL		228	7	3%	235
REGENTS PARK AT AVENTURA		221	14	6%	235
OAK HAMMOCK AT THE UNIVERSITY OF FLORIDA		229	6	3%	235
BAY TREE CARE AND REHABILITATION CENTER		197	38	16%	235
ARCPPOINT LABS OF ST PETERSBURG		152	82	35%	234
JACKSONVILLE UNIVERSITY	1	220	13	6%	234
ST AUGUSTINE HEALTH & REHAB CENTER		233	1	0%	234
Chatham Glen Healthcare and Rehabilitation Center		226	8	3%	234
CITY OF PORT SAINT LUCIE		215	17	7%	232
ATLANTIC URGENT CARE		155	77	33%	232
LAKEVIEW INTERNAL MEDICINE		175	57	25%	232
MANDARIN PEDIATRICS		210	22	9%	232
LORI MCAULIFFE MD PA		204	27	12%	231
ManorCare Health Services-Palm Harbor	1	229			230
LYNN HAVEN SPORTS COMPLEX-WALKON CLINIC		21	209	91%	230
ARDEN COURTS OF TAMPA	2	223	5	2%	230
PALM BEACH COUNTY FIREFIGHTERS HEALTH CLINIC, LLC		189	41	18%	230
Lake Port Square Health Center		212	16	7%	228
220 GOLDEN, LLC	1	211	16	7%	228
AVANTE AT ORMOND BEACH INC		221	6	3%	227
SEAVIEW NURSING AND REHABILITATION CENTER		217	9	4%	226
Lakewood Nursing Center		197	29	13%	226
PARKS HEALTHCARE & REHABILITATION CTR	4	211	11	5%	226
CCS - JOSEPH V CONTE		223	2	1%	225
SAMIR EBEID MD		202	23	10%	225
RITECARE MEDICAL CENTER		153	71	32%	224
MIAMI CEREBRAL PALSY RESIDENTIAL		222	1	0%	223
WIREGRASS DIRECT PRIMARY CARE PLLC		190	33	15%	223
THE RESIDENCE AT TIMBER PINES	4	194	25	11%	223
LEHIGH VALLEY GENOMICS			223	100%	223
EDGEWOOD NURSING CENTER		213	9	4%	222
NORTH FLORIDA PEDIATRICS PA - DUVAL		193	29	13%	222
DISCOVERY VILLAGE AT MELBOURNE		195	27	12%	222
PINNACLES PEDS CARE PA		222			222
POMPANO REHABILITATION AND NURSING CTR		221			221
ST ANTHONYS REHABILITATION HOSPITAL	9	209	2	1%	220

COVID-19: testing by laboratory

Data through Mar 18, 2021 verified as of Mar 19, 2021 at 09:25 AM

Data in this report are provisional and subject to change.

The numbers in the table below represent the number of Florida and non-Florida residents for whom test results were received by the Department of Health. A person can be tested by more than one laboratory and can have both positive and negative results. **Therefore, the sum of the numbers in each column will be larger than the total number of people tested.**

Reporting lab	Inconclusive	Negative	Positive	Percent positive	Total
Signature healthcare of Jacksonville		215	5	2%	220
ANGELS DIAGNOSTIC GROUP		174	45	21%	219
METROPOLITAN HOSPITAL CENTER		213	6	3%	219
WOOD LAKE HEALTH AND REHABILITATION CENTER		219			219
Boynton Beach Rehabilitation Center	2	213	4	2%	219
HOLISTIC PEDIATRICS GROUP LLC		197	21	10%	218
E-LAB OF FLORIDA		197	21	10%	218
CORAL REEF NURSING & REHABILITATION CENTER		212	6	3%	218
LAKE PORT SQUARE		200	17	8%	217
ST. CLOUD REGIONAL MEDICAL CENTER		199	18	8%	217
ASCENSION MEDICAL GROUP		5	212	98%	217
THE MANOR AT CARPENTERS		185	32	15%	217
FORT PIERCE HEALTH CARE		210	7	3%	217
SURREY PLACE CARE CENTER		211	6	3%	217
NSPIRE HEALTHCARE LAUDERHILL		210	6	3%	216
BROOKDALE ATRIM WAY		210	6	3%	216
Orchid Cove at Sarasota		214	1	0%	215
CORAL GABLES NURSING & REHABILITATION CENTER		205	10	5%	215
VETERANS AFFAIRS ORLANDO VA MEDICAL CENTER			215	100%	215
DOCTORS MEMORIAL FAMILY MEDICINE	2	148	65	30%	215
GATEWAY/ADVENT CENTRA CARE	1	24	190	88%	215
BLOCK, NATION, CHASE, AND SMOLEN FAMILY MEDICINE		157	57	27%	214
PADDOCK RIDGE		211	3	1%	214
LCS SANDHILL COVE LLC DBA	6	199	9	4%	214
KEY LARGO - LARGO CARGO		193	21	10%	214
MADISON FACILITY INC		212	1	0%	213
Consulate Healthcare of West Palm Beach		197	16	8%	213
COLONY CLUB ALF,THE	1	199	13	6%	213
San Jose Health & Rehabilitation		206	6	3%	212
Bayside Health and Rehabilitation		181	31	15%	212
MORSELIFE MEMORY CARE RESIDENCE		203	9	4%	212
ADVENT HEALTH - LAKE NONA		183	29	14%	212
POCONO MEDICAL CENTER		212			212
LIFE CARE CENTER OF PORT ST. LUCIE		200	12	6%	212
CONSULATE HEALTH CARE OF WINTER HAVEN		209	3	1%	212
FLAGLER COUNTY DETENTION CENTER		199	12	6%	211
VI AT BENTLEY VILLAGE HOME CARE		210	1	0%	211
CHILDREN MED CARE INC		178	33	16%	211
MACTOWN, INC		209	2	1%	211
SUPERIOR RESIDENCES OF PANAMA CITY BEACH		205	6	3%	211
BORLAND GROOVER CLINIC	1	173	37	18%	211
SUNRISE DIAGNOSTIC LABORATORY		158	53	25%	211
Royal Oaks Nursing and Rehab		209	1	0%	210
EVENT MED SERVICES LABORATORY		205	5	2%	210
BODYK		206	4	2%	210
GOOD SAMARITAN SOCIETY OF DELAND		199	11	5%	210

COVID-19: testing by laboratory

Data through Mar 18, 2021 verified as of Mar 19, 2021 at 09:25 AM

Data in this report are provisional and subject to change.

The numbers in the table below represent the number of Florida and non-Florida residents for whom test results were received by the Department of Health. A person can be tested by more than one laboratory and can have both positive and negative results. **Therefore, the sum of the numbers in each column will be larger than the total number of people tested.**

Reporting lab	Inconclusive	Negative	Positive	Percent positive	Total
HEALTH FIRST - HOLMES REGIONAL MEDICAL CENTER		32	178	85%	210
WHITE WILSON MEDICAL CENTER IMMEDIATE CARE		100	109	52%	209
GUEST HOUSE OCALA, THE		203	6	3%	209
THE PALACE NURSING AND REHABILITATION CENTER		209			209
Nspire Health Care Kendall		199	10	5%	209
Whispering Oaks	11	175	23	11%	209
Taylor Care Center		204	5	2%	209
Flagler Health and Rehabilitation		205	3	1%	208
THE VILLAGES REGIONAL HOSPITAL FREESTANDING		186	22	11%	208
ALTAMONTE MD		42	166	80%	208
MARTIN ACQUISITION 1 LLC DBA		194	13	6%	207
PARTICLE THEORY LABS		187	20	10%	207
FULGENT GENETICS	2	165	40	19%	207
PALMS MEDICAL GROUP HIGH SPRINGS		174	33	16%	207
SPRINGS AT LAKE POINTE WOODS		204	2	1%	206
ST PETERSBURG PEDIATRICS-EAST BAY	1	171	34	17%	206
Avante at Lake Worth, Inc.		205	1	0%	206
FLORIDA STATE HOSPITAL CLINICAL LABORATORY		204	2	1%	206
CCS - PAUL REIN DETENTION FACILITY		139	66	32%	205
SOLARIS SENIOR LIVING VERO BEACH		197	8	4%	205
Cross Terrace REhabilitation		203	2	1%	205
LAKESIDE HEALTH CENTER		205			205
DISCOVERY VILLAGE AT NAPLES		187	17	8%	204
ADVENT HEALTH CENTRA CARE - DAYTONA BEACH		94	110	54%	204
PCB CLINIC		159	45	22%	204
GLENRIDGE ON PALMER RANCH,THE		195	8	4%	203
HOSPICE OF ST FRANCIS INC		196	7	3%	203
BROOKDALE OF SPRING HILL	9	192	2	1%	203
Sunnyside Nursing Home		200	3	1%	203
ADVENT HEALTH CENTRA CARE - APOPKA NORTH		172	30	15%	202
PRINCIPLE LABORATORY	2	197	3	1%	202
POLK COUNTY HEALTH DEPARTMENT		178	24	12%	202
ST VINCENT'S AMBULATORY CARE INC DBA	2	171	29	14%	202
PATHGROUP LABS LLC		97	105	52%	202
IMA MEDICAL GROUP		136	66	33%	202
INN AT ASTON GARDENS, THE		194	7	3%	201
ELLENTON PEDIATRICS PA		187	14	7%	201
CONSULATE HEALTH CARE OF MELBOURNE		196	5	2%	201
Governors Creek Health and Rehabilitation	1	198	2	1%	201
STERLING HOUSE OF WINTER HAVEN		198	3	1%	201
MATHISON RETIREMENT COMMUNITY, INC	1	192	8	4%	201
VAMC WEST PALM LAB		5	196	98%	201
HERITAGE HEALTHCARE AND REHABILITATION CENTER		195	5	3%	200
OAKBROOK HEALTH AND REHABILITATION CENTER	1	185	14	7%	200
LAKE VIEW CARE CENTER AT DELRAY		193	6	3%	199
SOUTHLAND SUITES OF ORMOND BEACH	4	195			199

COVID-19: testing by laboratory

Data through Mar 18, 2021 verified as of Mar 19, 2021 at 09:25 AM

Data in this report are provisional and subject to change.

The numbers in the table below represent the number of Florida and non-Florida residents for whom test results were received by the Department of Health. A person can be tested by more than one laboratory and can have both positive and negative results. **Therefore, the sum of the numbers in each column will be larger than the total number of people tested.**

Reporting lab	Inconclusive	Negative	Positive	Percent positive	Total
ADVENT HEALTH - CARROLLWOOD	4	169	26	13%	199
BAY VUE NURSING AND REHABILITATION CENTER		189	10	5%	199
Avante of Boca Raton		198			198
DOS OF NORTH SHORES NURSING & REHAB CENTER		198			198
LAUREL POINT CARE ACQUISITION LLC DBA SANDGATE GARDENS REHAB AND NURSI		171	27	14%	198
DEPARTMENT OF HEALTH & HUMAN SERVICES		198			198
The Waterford		194	3	2%	197
CORNERSTONE MEDICAL CARE OF BRANDON PL		101	96	49%	197
MIRACLE HILL NURSING & REHABILITATION CENTER INC		191	6	3%	197
BRADEN RIVER REHABILITATION CENTER LLC		196	1	1%	197
JUPITER MEDICAL CENTER URGENT CENTER		158	39	20%	197
FLORIDA HEALTH CARE PLAN INC		2	195	99%	197
ARDEN COURTS OF SEMINOLE		156	41	21%	197
PALM HARBOR FAMILY PRACTICE & WALK-IN		149	47	24%	196
SANDY PINES	2	175	19	10%	196
ABBIEJEAN RUSSELL CARE CENTER		195	1	1%	196
BOCA RATON REHABILITATION CENTER	4	189	3	2%	196
NO FLORIDA PEDIATRICS, PA		169	27	14%	196
ADVANCED MEDICAL GROUP		1	194	99%	195
Heritage Park Rehabilitation & Healthcare		177	18	9%	195
AFTER HOURS PEDIATRICS INC	1	1	193	99%	195
PATHWAY PHARMACY		161	34	17%	195
TARPON POINT NURSING AND REHABILITATION CENTER		192	3	2%	195
PENSACOLA PEDIATRICS - PACE		184	11	6%	195
BEACON AT GULF BREEZE, THE	2	181	11	6%	194
ALLIANCE PEDIATRICS PA		189	5	3%	194
MARION AND BERNARD L SAMSON NURSING CENTER		189	4	2%	193
PBC FIREFIGHTER BENEFIT FUND WELLNESS CENTER		155	38	20%	193
SARNO EXTENDED HOURS		124	69	36%	193
GRACE PEDIATRICS		161	31	16%	192
TUSCAN GARDENS OF PALM COAST		187	5	3%	192
AMA MEDICAL GROUP LLC		160	32	17%	192
CYPRESS POINT LIVING, LLC		177	15	8%	192
HEALTH LINK DIAGNOSTIC LABORATORIES		182	9	5%	191
MEDICAL CONSULTANTS OF FLORIDA LLC	1	157	33	17%	191
NEO GENOMICS - FORT MYERS	1	183	6	3%	190
WALGREENS 4915	1	170	19	10%	190
FINLAY CLINICAL LABORATORY INC		38	152	80%	190
SUNCOAST URGENT CARE		140	49	26%	189
RIVERWOOD CENTER,THE		179	10	5%	189
UNIVERSITY OF MIAMI		62	127	67%	189
FIRST CHOICE PEDIATRICS SEMORAN		97	91	48%	188
OCEAN REEF MEDICAL CENTER		150	38	20%	188
PATRIOT MEDICAL LABORATORIES		180	8	4%	188
WOMEN'S CARE FLORIDA LABORATORY		183	5	3%	188
BARKLEY PLACE	1	182	4	2%	187

COVID-19: testing by laboratory

Data through Mar 18, 2021 verified as of Mar 19, 2021 at 09:25 AM

Data in this report are provisional and subject to change.

The numbers in the table below represent the number of Florida and non-Florida residents for whom test results were received by the Department of Health. A person can be tested by more than one laboratory and can have both positive and negative results. **Therefore, the sum of the numbers in each column will be larger than the total number of people tested.**

Reporting lab	Inconclusive	Negative	Positive	Percent positive	Total
FARAH MEDICAL		175	12	6%	187
PLANTATION NURSING & REHAB CENTER		187			187
NEW YORK CITY DEPARTMENT OF HEALTH & MENTAL		154	33	18%	187
JACKSONVILLE VA UNIVERSITY OPC	4	177	6	3%	187
CSL PLASMA		31	155	83%	186
ANTHEM LAKES LLC		151	35	19%	186
BHA TITUSVILLE CLINIC		174	12	6%	186
LEESBURG PEDIATRICS		161	25	13%	186
BRUCE S WEST MD	1	184	1	1%	186
JUPITER MEDICAL CENTER URGENT CARE - STUART		137	49	26%	186
CARENOW LAKE MARY		45	140	76%	185
ALLSOUTH URGENT CARE		19	166	90%	185
NIGHT LITE PEDIATRICS WINTER GARDEN		144	41	22%	185
VIERA MANOR ASSISTED LIVING RESIDENCE		178	7	4%	185
LAB CORP	1	106	78	42%	185
HOSPITAL FOR SPECIAL SURGERY		182	3	2%	185
ADVENT		172	13	7%	185
LIFE CARE CENTER OF ALTAMONTE SPRINGS		157	27	15%	184
BAPTIST HEALTH PRIMARY CARE	1	134	49	27%	184
ST. JAMES BAY HEALTH AND REHABILITATION CENTER		183	1	1%	184
The Ponce Therapy Care Center		180	4	2%	184
CANTERFIELD OF CLAY COUNTY		146	38	21%	184
GEORGIA DEPARTMENT OF PUBLIC HEALTH	1	5	178	97%	184
YOUR FAMILY WALK-IN CLINIC		13	171	93%	184
MIDWAY PRIMARY CARE, LLC	11	103	69	38%	183
ADVENT HEALTH CENTRA CARE - WESLEY CHAPEL		13	170	93%	183
KENILWORTH CARE & REHABILITATION CENTER		172	10	5%	182
BROOKDALE ORANGE PARK		181	1	1%	182
KINDRED HOSPITAL THE PALM BEACHES		177	5	3%	182
JACKSONVILLE NURSING AND REHAB CENTER		173	8	4%	181
EDWARD J HEALEY REHAB & NURSING CENTER		181			181
NADAL PEDIATRICS - VICTORIA STREET (3385)		153	28	15%	181
Emory L Bennett State Veterans Nursing Home		178	3	2%	181
MIAMI VA HEALTHCARE SYSTEM			181	100%	181
GULF COAST MEDICAL CENTER		177	4	2%	181
HAWKINS FAMILY MEDICINE LLC	1	129	51	28%	181
GLADES HEALTH CARE CENTER		177	3	2%	180
STERLING HOUSE OF PUNTA GORDA		179	1	1%	180
SOUTH BALDWIN REGIONAL MEDICAL CENTER		167	12	7%	179
ZON BEACHSIDE LLC		142	37	21%	179
PHYSICIANS REGIONAL MEDICAL CENTER - PINE RIDGE		20	159	89%	179
PRIMECARE OF DOTHAN		124	54	30%	178
ARDEN COURTS OF LARGO FL, LLC		156	22	12%	178
LABCORP BURLINGTON		141	37	21%	178
ADVENT HEALTH CENTRA CARE - CARROLLWOOD		5	172	97%	177
ALL SEASONS NAPLES LLC		172	5	3%	177

COVID-19: testing by laboratory

Data through Mar 18, 2021 verified as of Mar 19, 2021 at 09:25 AM

Data in this report are provisional and subject to change.

The numbers in the table below represent the number of Florida and non-Florida residents for whom test results were received by the Department of Health. A person can be tested by more than one laboratory and can have both positive and negative results. **Therefore, the sum of the numbers in each column will be larger than the total number of people tested.**

Reporting lab	Inconclusive	Negative	Positive	Percent positive	Total
SUMMERFIELD EMERGENCY ROOM		132	44	25%	176
MILLENNIUM PHYSICIAN GROUP LLC		153	23	13%	176
STAR CARE		153	22	13%	175
ROSECASTLE OF CITRUS		145	30	17%	175
JUNO DERMATOLOGY LLC		159	16	9%	175
ORLANDO HEALTH EMERGENCY DEPARTMENT		163	12	7%	175
CRYSTAL RIVER HEALTH & REHAB		174			174
Avante at Melbourne		172	2	1%	174
BENDERSON FAMILY SKILLED NURSING AND □		157	17	10%	174
The Inn at Sarasota Bay Club		172	2	1%	174
ASTON GARDENS AT PELICAN MARSH		169	5	3%	174
CANTERFIELD OF Ocala, LLC		163	11	6%	174
QUICK CARE MED LLC	1	121	52	30%	174
ST JOSEPH'S HOSPITAL LABORATORY			174	100%	174
MEDICATION ROOMS-CSU/CI NURSE STATION	1	162	11	6%	174
ANCHOR CARE AND REHABILITATION CENTER		173	1	1%	174
US MEDICAL CARE, INC		155	19	11%	174
GENE BY GENE		61	113	65%	174
PEDIATRIC SPECIALISTS MEDICAL GROUP □	1	161	12	7%	174
HIGHLANDS URGENT CARE			173	100%	173
WORKPLACE SCREENING INTELLIGENCE			173	100%	173
CENTRAL FLORIDA HEALTHCARE GROUP LLC		151	21	12%	172
EXOSOME DIAGNOSTICS	1	153	18	10%	172
CARE CENTERS OF NASSAU		169	3	2%	172
SUNY UPSTATE MEDICAL UNIVERSITY		157	15	9%	172
FORT WALTON REHABILITATION CENTER		133	38	22%	171
BROOKDALE FORT MYERS THE COLONY		167	4	2%	171
NORTH FLORIDA INTERNAL MEDICINE PA		136	34	20%	170
DOLPHIN POINTE HEALTH CARE LLC		150	20	12%	170
BRIGHTON EGGERT PHARMACY INC		163	7	4%	170
BAY EDUCATORS WELLNESS CENTER		113	57	34%	170
ROSECASTLE OF ZEPHRILLS		167	3	2%	170
Sunrise Health and Rehabilitation Center		162	8	5%	170
CONCORD LIFE SCIENCES LLC	2	150	17	10%	169
Life Care Center of Orlando		164	5	3%	169
HIGHLANDS LAKE CENTER		165	4	2%	169
PEDIATRICS OF GREATER ORLANDO		145	24	14%	169
PANAMA CITY DEVELOPMENTAL CENTER □		168			168
TUSCAN GARDENS OF VENETIA MANAGEMENT COMPANY		155	13	8%	168
ADVENT HEALTH CENTRA CARE - TEMPLE TERRACE	1	103	63	38%	167
URGENT CARE OF THE PALM BEACHES, NORTH PALM BEACH			167	100%	167
SUWANNEE VALLEY NURSING CENTER		152	14	8%	166
ARDEN COURTS OF DELRAY BEACH FL LLC	3	153	10	6%	166
MEADOWCREST FAMILY PHYSICIANS		97	69	42%	166
A PLUS PEDIATRICS		145	21	13%	166
CITRUS HEALTH AND REHAB		132	33	20%	165

COVID-19: testing by laboratory

Data through Mar 18, 2021 verified as of Mar 19, 2021 at 09:25 AM

Data in this report are provisional and subject to change.

The numbers in the table below represent the number of Florida and non-Florida residents for whom test results were received by the Department of Health. A person can be tested by more than one laboratory and can have both positive and negative results. **Therefore, the sum of the numbers in each column will be larger than the total number of people tested.**

Reporting lab	Inconclusive	Negative	Positive	Percent positive	Total
CAYUGA MEDICAL CENTER AT ITHACA		160	5	3%	165
THE ARLINGTON OF NAPLES INC.		162	3	2%	165
OSPREY VILLAGE AT AMELIA ISLAND LTD		155	10	6%	165
MOBILE INFIRMARY MED CENTER PATH LAB		149	15	9%	164
MID FLORIDA PATHOLOGY LLC MOBILE UNIT #4		113	51	31%	164
GEORGE SAFRAN MD PC		151	13	8%	164
TRI COUNTY NURSING HOME		162	1	1%	163
PRECISION GENETICS, INC		157	6	4%	163
BRADENTON HEALTH CARE		163			163
WILLISTON PEDIATRICS PA	1	139	23	14%	163
WOODBIDGE FACILITY INC		158	5	3%	163
COASTAL INTERNAL MEDICINE		125	38	23%	163
LAKEVIEW TERRACE RETIREMENT COMMUNITY		146	17	10%	163
FLORIDA DEPARTMENT OF HEALTH IN TAYLOR COUNTY	1	119	43	26%	163
HEALTHPOINT MED GRP OF THE EMERALD COAST LLC		131	32	20%	163
WESLEY HAVEN VILLA	1	127	34	21%	162
HUNT CLUB PEDIATRIC ASSOCIATES PA		102	60	37%	162
SOMERBY LAKE NONA		154	7	4%	161
ARCADIA HEALTH AND REHABILITATION CENTER		100	60	38%	160
KEYSTONE REHAB		160			160
CHARTER SENIOR LIVING OF PANAMA CITY BEACH		139	21	13%	160
LAKE REGIONAL URGENT CARE		11	149	93%	160
ARDEN COURTS OF FORT MYERS		154	6	4%	160
NAIA		159	1	1%	160
GREENBRIAR REHABILITATION AND NURSING CENTER	1	159			160
BROOKDALE PENSACOLA		158	1	1%	159
WEST COAST FAMILY MEDICAL CARE		124	34	22%	158
WUESTHOFF REF LABORATORY			158	100%	158
CONCIMED LLC		143	14	9%	157
PINELLAS CARE CENTER		126	31	20%	157
VIPEDIATRICS PLLC		143	14	9%	157
DOCTORS MEMORIAL FAMILY PRACTICE	2	119	36	23%	157
REGENCY PARK		138	18	12%	156
BONITA PHARMACY		143	13	8%	156
NORTH PORT REHABILITATION AND NURSING CENTER		155	1	1%	156
RIVERSIDE RECOVERY OF TAMPA		155	1	1%	156
KRYSTAL BAY NURSING AND REHABILITATION		151	5	3%	156
TIMBERRIDGE NURSING HOME & REHAB		123	33	21%	156
Englewood Healthcare and Rehab		141	15	10%	156
FINNISH AMERICAN REST HOME-ALF		154	2	1%	156
SIGNATURE HEALTHCARE OF ORANGE PARK		153	3	2%	156
COCOA BEACH/ADVENT CENTRA		41	114	74%	155
SACRED HEART HEALTH SYSTEM INC		123	31	20%	154
VILLAGE PEDIATRICS LLC		126	28	18%	154
PRUITT HEALTH		152	2	1%	154
DIAMOND RIDGE		147	7	5%	154

COVID-19: testing by laboratory

Data through Mar 18, 2021 verified as of Mar 19, 2021 at 09:25 AM

Data in this report are provisional and subject to change.

The numbers in the table below represent the number of Florida and non-Florida residents for whom test results were received by the Department of Health. A person can be tested by more than one laboratory and can have both positive and negative results. **Therefore, the sum of the numbers in each column will be larger than the total number of people tested.**

Reporting lab	Inconclusive	Negative	Positive	Percent positive	Total
FAWCETT MEMORIAL HOSPITAL-LAB		39	115	75%	154
POINTE, THE		126	28	18%	154
VITAS HEALTHCARE CORPORATION OF FL		139	15	10%	154
PALMETTO FACILITY INC	1	153			154
BARTRAM CROSSING		154			154
Kindred Hospital South Florida Hollywood SNU		147	7	5%	154
HIALEAH SHORES NURSING AND REHAB CENTER		146	8	5%	154
AMERICAN FAMILY MEDICAL LLC		115	39	25%	154
ADVENT HEALTH - PALM HARBOR ER		121	33	21%	154
ALL FLORIDA FAMILY AND SPORTS MEDICINE		133	20	13%	153
NORTH BEACH REHABILITATION CENTER		151	2	1%	153
VILLA MARIA WEST SKILLED NURSING FACILITY		146	7	5%	153
PROVIDENCE HOSPITAL LABORATORY		144	8	5%	152
BENTON HOUSE AT OAKLEAF		122	30	20%	152
FHMG-FLORIDA HOSPITAL MEDICAL GROUP		127	24	16%	151
SENIOR LIVING VII TAMPA LLC	1	141	9	6%	151
CAREATC CITY OF TAMPA		125	26	17%	151
BAPTIST HEALTH URGENT CARE AT PLANTATION		121	30	20%	151
MCW MENTAL HEALTH LLC		147	4	3%	151
SUNNY HILLS ALF OF SEBRING INC		140	11	7%	151
PHYSICIAN PARTNERS PERRY		87	64	42%	151
LABORATORY OF FLORIDA		97	53	35%	150
QUEENS HOSPITAL CENTER	1	139	10	7%	150
The Crossroads		149	1	1%	150
Madison Health and Rehabilitation Center		114	36	24%	150
VIERA DEL MAR HEALTH AND REHABILITATION CENTER		146	4	3%	150
PRECISION HEALTH RESOURCES, LLC	1	133	15	10%	149
PROFESSIONAL URGENT CARE SERVICES		116	33	22%	149
NAPHCARE, INC AT MANATEE COUNTY JAIL		124	25	17%	149
LIFE BRITE		133	16	11%	149
REFUAH HEALTH CENTER LABORATORY		142	7	5%	149
F&T MEDICAL RESEARCH, INC		149			149
GOLD CHOICE SENIOR COMMUNITIES		109	40	27%	149
CORE BIO LABS		76	73	49%	149
WRIGHTS HEALTH CARE AND REHABILITATION CENTER		118	30	20%	148
MILLENNIUM LAB SERVICES			148	100%	148
GRAVITY DIAGNOSTICS		55	93	63%	148
ADVENTHEALTH HOSPICE CARE CENTRAL FLORIDA		143	4	3%	147
SONATA COCONUT CREEK	2	122	23	16%	147
DESOTO PALMS ALF		142	5	3%	147
SUNLIFE PHARMACY		134	13	9%	147
SEAGRASS VILLAGE FLEMING ISLAND		110	37	25%	147
NO FLORIDA PEDIATRICS, PA - BRADFORD		120	27	18%	147
Quail Run Health Care Center		146			146
CLEARWATER STATMED QUICK QUALITY CLINICS		42	104	71%	146
NAVARRE GARDENS LLC		121	25	17%	146

COVID-19: testing by laboratory

Data through Mar 18, 2021 verified as of Mar 19, 2021 at 09:25 AM

Data in this report are provisional and subject to change.

The numbers in the table below represent the number of Florida and non-Florida residents for whom test results were received by the Department of Health. A person can be tested by more than one laboratory and can have both positive and negative results. **Therefore, the sum of the numbers in each column will be larger than the total number of people tested.**

Reporting lab	Inconclusive	Negative	Positive	Percent positive	Total
PALM BEACH COUNTY HEALTH DEPT LAB	4	136	6	4%	146
JACKSON COUNTY HEALTH DEPARTMENT		100	46	32%	146
FAMILY EXTENDED CARE OF CENTRAL TAMPA		127	18	12%	145
REGENCY CARE OF BLOUNTSTOWN LLC		135	10	7%	145
CRANE CENTER		114	31	21%	145
BROOKDALE CAPE CORAL		145			145
NCRNC INC		140	4	3%	144
CROSSWINDS HEALTH AND REHABILITATION CENTER	1	141	2	1%	144
RDV SPORTSPLEX PEDIATRICS		117	27	19%	144
COLLIER PHARMACY		119	25	17%	144
WALGREENS 6221		127	17	12%	144
ADVENTHEALTH CENTRA CARE PONCIANA	1	81	62	43%	144
QUALITY URGENT CARE AND WELLNESS PL	3	99	42	29%	144
MACKOUL PEDIATRICS FORT MYERS		127	17	12%	144
JEFFERY WEINZWEIG		2	141	99%	143
NEMOURS CHILDREN'S URGENT CARE		80	62	44%	142
TUSCAN ISLE CHAMPIONSGATE OP CO LLC		140	2	1%	142
OAKHURST CENTER		135	7	5%	142
ALLCARE MEDICAL CENTERS PC		118	24	17%	142
EAST NEW YORK DIAGNOSTIC AND TREATMENT		135	7	5%	142
Hampton Court Nursing and Rehabilitation Center		139	2	1%	141
PORT ST LUCIE REHABILITATION AND HEALTHCARE		98	43	30%	141
UNITED CLINICAL LABORATORIES		132	9	6%	141
DAYSRING VILLAGE		119	22	16%	141
NOVARI CARE LLC		97	44	31%	141
OAKS OF KISSIMMEE HEALTH AND REHABILITATION CENTER		138	3	2%	141
FLORIDA HEALTH CARE PLANS INC		2	138	99%	140
WEDGEWOOD HEALTHCARE CENTER		92	48	34%	140
Gulf Coast Healthcare (Longwood Health and Rehab		118	21	15%	139
GRAND OAKS HEALTH & REHABILITATION		138	1	1%	139
MAINSTREAM DIAGNOSTIC LABORATORY LLC		120	19	14%	139
WILTON MANORS HEALTH & REHABILITATION CENTER		130	9	6%	139
DB MD		123	15	11%	138
RITE MEDICAL CARE PC		136	2	1%	138
LabCorp L#09258090 M#09258105		74	64	46%	138
ADVENT HEALTH CENTRA CARE - CITRUS PARK		9	129	93%	138
ADVENT HEALTH CENTRA CARE - DELAND		28	110	80%	138
CHERRY OAK PALM BEACH COUNTY		130	8	6%	138
AMERICAN PATHOLOGY PARTNERS		136	2	1%	138
PPC-LAB EDI ORCHARD BI		129	8	6%	137
SPRING HAVEN RETIREMENT	1	133	3	2%	137
CARENOW URGENT CARE - LAKE MARY			137	100%	137
SMILEY MEDICAL GROUP		108	29	21%	137
MANOR AT BLUEWATER BAY		131	6	4%	137
LONGWOOD HEALTH AND REHABILITATION CENTER		124	12	9%	136
GULFCOAST PEDIATRICS		128	8	6%	136

COVID-19: testing by laboratory

Data through Mar 18, 2021 verified as of Mar 19, 2021 at 09:25 AM

Data in this report are provisional and subject to change.

The numbers in the table below represent the number of Florida and non-Florida residents for whom test results were received by the Department of Health. A person can be tested by more than one laboratory and can have both positive and negative results. **Therefore, the sum of the numbers in each column will be larger than the total number of people tested.**

Reporting lab	Inconclusive	Negative	Positive	Percent positive	Total
SONATA DELRAY BEACH		125	11	8%	136
ADVENT HEALTH CENTRA CARE - ORANGE CITY	1	53	82	60%	136
ABSOLUTE HEALTH INTERNAL MEDICINE AND PEDIATRICS		120	16	12%	136
CLARE BRIDGE OF CAPE CORAL	1	135			136
WINDSOR OF LAKEWOOD RANCH,THE		133	2	1%	135
MV MEDICAL PRACTICE DBA PRIMARY URGENT CARE		128	7	5%	135
IRL MARKET LAB ALACHUA		104	31	23%	135
PEDIATRIC CARE CENTER		135			135
ESCAMBIA COUNTY JAIL DETENTION DIVISION		132	3	2%	135
MED COMP SCIENCES		1	134	99%	135
CITRUS MEMORIAL HOSPITAL			135	100%	135
ADVANCED MEDICAL CENTER		86	48	36%	134
DOCTOR'S IN HOUSE LABORATORY		18	116	87%	134
LIFE CARE CENTER OF JACKSONVILLE□		113	21	16%	134
TRADITION MEDICAL CENTER LABORATORY		51	83	62%	134
PEDIATRIC ASSOCIATES AT ARGYLE PA		128	6	4%	134
STEWART MEDICAL GROUP		34	100	75%	134
Peninsula Care and Rehab		122	12	9%	134
DAYSRING SENIOR LIVING LLC		132	2	1%	134
ISLAND HEALTH AND REHABILITATION CENTER		132	1	1%	133
SOUTH CAMPUS FACILITY INC		122	11	8%	133
Centre Pointe Health and Rehabilitation Center		122	11	8%	133
Lakeside Nursing and Rehabilitation Center	1	106	25	19%	132
THE REHABILITATION CENTER OF LAKE CITY		127	5	4%	132
CLINICA HISPANA		1	131	99%	132
PROVISTA DIAGNOSTICS, INC		129	3	2%	132
THE WELLNESS CENTER AT LAKEWOOD RANCH		43	88	67%	131
CENTRACARE		17	114	87%	131
WILLOWBROOKE COURT AT ST ANDREWS ESTATES		126	5	4%	131
HARBORCHASE OF VERO BEACH	1	115	15	11%	131
LAKELAND REGIONAL HEALTH LAKE MIRIAM	2	87	42	32%	131
FAWCETT MEMORIAL HOSPITAL LABORATORY			131	100%	131
ADVENTHEALTH MEDICAL GROUP FAMILY MEDICINE AT		101	30	23%	131
FOUNTAINS OF HOPE LLC, THE		130	1	1%	131
INTEGRATED REGIONAL LABORATORIES		119	12	9%	131
JPR URGENT MEDICAL CARE		128	2	2%	130
MOOSEHAVEN LIFE CARE CENTER		130			130
Lehigh Acres Health and Rehabilitation		119	11	8%	130
PROMPT CARE OF CENTRAL FLORIDA			130	100%	130
The Crossings		127	2	2%	129
AMERICAN HOUSE-BONITA SPRINGS□		128	1	1%	129
KINDRED HOSPITAL MELBOURNE	1	124	4	3%	129
BMHSI-AEL MICROBIOLOGY LABORATORY	2	102	25	19%	129
TRI-COUNTY NURSING HOME		117	12	9%	129
SONNIS PEDIATRICS PA		116	13	10%	129
STUART - FAIRGROUNDS		113	16	12%	129

COVID-19: testing by laboratory

Data through Mar 18, 2021 verified as of Mar 19, 2021 at 09:25 AM

Data in this report are provisional and subject to change.

The numbers in the table below represent the number of Florida and non-Florida residents for whom test results were received by the Department of Health. A person can be tested by more than one laboratory and can have both positive and negative results. **Therefore, the sum of the numbers in each column will be larger than the total number of people tested.**

Reporting lab	Inconclusive	Negative	Positive	Percent positive	Total
D PEDIATRICS		113	15	12%	128
ENCOMPASS HEALTH REHABILITATION OF SEA PINES		127	1	1%	128
TGH URGENT CARE - SEMINOLE			128	100%	128
QUICK CARE MED PL CR		80	48	38%	128
MEASE COUNTRYSIDE HOSPITAL		1	127	99%	128
WILLOW BROOKE COURT AT AZALEA TRACE		127	1	1%	128
EMBRY RIDDLE AERONAUTICAL UNIVERSITY HEALTH SERVICES		1	127	99%	128
GESSLER CLINIC PA		98	29	23%	127
HILLSBOROUGH COUNTY DEVELOPMENTAL CTR	1	117	9	7%	127
SHOAL CREEK REHABILITATION CENTER		85	42	33%	127
GARDENS HEALTH NH LLC		125	2	2%	127
VITAS HEALTHCARE		117	10	8%	127
CLERMONT URGENT CARE			126	100%	126
AHEC CLINIC		7	118	94%	125
KINDRED HOSPITAL - SOUTH FLORIDA		122	3	2%	125
THE CLUB AND REHABILITATION CENTER		124	1	1%	125
FIRSTCARE CLINIC		67	58	46%	125
IQBAL A FARUQUI MD		93	32	26%	125
BAPTIST HEALTH SOUTH FLORIDA - WEST BOCA URGENT CARE		92	33	26%	125
JEFFERSON COUNTY HEALTH DEPARTMENT-MONTICELLO		93	31	25%	124
WALTON PLACE		124			124
MANOR CARE OF PALM HARBOR		123	1	1%	124
SONATA WEST		122	2	2%	124
NORTH FL SOUTH GA HCS-MALCOM RANDALL VAMC			124	100%	124
ARBOR GLEN AT ARBOR TRACE	2	113	9	7%	124
Mt Sinai Aventura			124	100%	124
KINDRED HOSPITAL-BAY AREA-ST PETERSBURG LAB	1	117	6	5%	124
RESEARCH CENTERS OF AMERICA, LLC		101	23	19%	124
ADVENT HEALTH CENTRA CARE - BRANDON		31	92	75%	123
ST PETERSBURG PEDIATRICS-MLK JUNIOR BLVD		114	9	7%	123
CITRUS MEMORIAL HEALTH SYSTEM LAB		2	121	98%	123
SEMINOLE TRIBE OF FLORIDA		101	22	18%	123
DIAGNOSTIC LABORATORY OF OKLAHOMA		99	24	20%	123
ATMORE COMMUNITY HOSPITAL LABORATORY		96	27	22%	123
KINDRED HOSPITAL SOUTH FLORIDA		119	3	2%	122
WINDERMERE MEDICAL CENTER		117	5	4%	122
COQUINA CENTER		119	3	2%	122
THREE OAKS PHARMACY INC		109	13	11%	122
HEARTLAND HEALTHCARE AND REHAB CENTER		100	22	18%	122
ISLAND URGENT CARE PLLC DBA AFC URGENT CARE		120	1	1%	121
FLORIDA DEPARTMENT OF HEALTH IN LAKE COUNTY	1	78	42	35%	121
MINUTECLINIC DIAGNOSTIC OF RHODE ISLAND, LLC #729		117	4	3%	121
PARKVIEW HEALTH		121			121
Crystal Health & Rehab Center		115	6	5%	121
GENEDX		46	75	62%	121
URGENT CARE TCMA			121	100%	121

COVID-19: testing by laboratory

Data through Mar 18, 2021 verified as of Mar 19, 2021 at 09:25 AM

Data in this report are provisional and subject to change.

The numbers in the table below represent the number of Florida and non-Florida residents for whom test results were received by the Department of Health. A person can be tested by more than one laboratory and can have both positive and negative results. **Therefore, the sum of the numbers in each column will be larger than the total number of people tested.**

Reporting lab	Inconclusive	Negative	Positive	Percent positive	Total
AMERICAN HOUSE COCONUT POINT		103	18	15%	121
Sandy Ridge Center for Rehabilitation and Healing		100	21	17%	121
MEYER PEDIATRICS		107	13	11%	120
BROOKDALE JENSEN BEACH □		117	3	3%	120
HOSPICE OF THE TREASURE COAST		116	4	3%	120
FLORIDA MEDICAL CLINIC LLC		67	53	44%	120
PANAMA PHARMACY	3	99	18	15%	120
ARIZONA DEPARTMENT OF HEALTH SERVICES		5	115	96%	120
PALMS FACILITY INC		104	15	13%	119
CARE RESOURCE COMMUNITY HEALTH CENTERS INC		113	6	5%	119
Summit Medical Group		108	11	9%	119
NSPIRE HEALTHCARE TAMARAC		80	39	33%	119
MATHISON RETIREMENT COMMUNITY		114	5	4%	119
FLORIDA ATLANTIC UNIVERSITY		112	7	6%	119
BOSTON RED SOX CLUB LP		117	2	2%	119
FIRST CHOICE PEDIATRICS INC		110	9	8%	119
MEMORY CARE OF NAPLES		118			118
THE COURTYARD ASSISTED LIVING		114	4	3%	118
RDX BIOSCIENCE		60	58	49%	118
PSL NAPLES BH OPERATIONS, LLC		118			118
COASTAL HEALTH AND REHAB		110	8	7%	118
HOBDAIR FAMILY HEALTH LLC □		82	36	31%	118
SH HERON EAST LLC □		103	15	13%	118
HIGHLANDS MEDICAL CENTER		114	3	3%	117
MINUTECLINIC DIAGNOSTIC		110	7	6%	117
HAZELDEN FLORIDA	1	113	3	3%	117
APOLLO HEALTH & REHABILITATION		111	6	5%	117
NEIGHBORHOOD MEDICAL CENTER		112	5	4%	117
MAGNOLIA MEDICAL CLINIC		11	106	91%	117
NADAL PEDIATRICS		87	29	25%	116
PINELLAS COUNTY JAIL			116	100%	116
BELVEDERE COMMONS OF FORT WALTON BEACH		106	10	9%	116
VITAS HEALTHCARE CORPORATION OF FLORIDA		113	3	3%	116
LEE COUNTY SCHOOL DISTRICT	1	108	7	6%	116
SUNFLOWER SPRINGS ASSISTED LIVING		105	10	9%	115
BROWARD HEALTH CORAL SPRINGS EPIDEMIOLOGY DEPT		1	114	99%	115
TIFFANY HALL NURSING AND REHAB CENTER		106	9	8%	115
BROOKDALE COLONIAL PARK	2	112	1	1%	115
MINUTECLINIC DIAGNOSTIC OF TEXAS, LLC		103	12	10%	115
EPWORTH VILLAGE RETIREMENT COMMUNITY		112	2	2%	114
WESTWOOD NURSING & REHAB		80	34	30%	114
MONTEFIORE MEDICAL CENTER LABORATORIES - MOSES		104	10	9%	114
BVM THE BRIDGES LLC		114			114
ELAN BUENA VISTA		97	17	15%	114
ALTERNATIVE LIVING, INC DBA TWIN CITIES PAVILION		111	3	3%	114
CABANA AT JENSEN DUNES, THE		110	4	4%	114

COVID-19: testing by laboratory

Data through Mar 18, 2021 verified as of Mar 19, 2021 at 09:25 AM

Data in this report are provisional and subject to change.

The numbers in the table below represent the number of Florida and non-Florida residents for whom test results were received by the Department of Health. A person can be tested by more than one laboratory and can have both positive and negative results. **Therefore, the sum of the numbers in each column will be larger than the total number of people tested.**

Reporting lab	Inconclusive	Negative	Positive	Percent positive	Total
RAPID RELIABLE TESTING NY LLC		104	9	8%	113
TREASURE COAST MEDICAL ASSOCIATES		4	109	96%	113
Courtyards of Orlando Care Center		101	12	11%	113
WELLOW URGENT CARE PC		113			113
OPPENHEIMER PLASTIC SURGERY LLC		107	5	4%	112
BAYCARE HEALTH SYSTEMS		2	110	98%	112
CVS		25	87	78%	112
UNIVERSITY MEDICAL CENTER SUITES		99	13	12%	112
ALLIED HEALTH FORT PIERCE		112			112
CLEVELAND CLINIC FOUNDATION		12	100	89%	112
SOLARIS SENIOR LIVING OF MERRITT ISLAND		108	4	4%	112
ARBOR TERRACE SAN JOSE LLC	3	107	2	2%	112
MD 365 MEDICAL CARE		110	1	1%	111
SOUTH BALDWIN MEDICAL CENTER GULF SHORES		89	22	20%	111
BIODESIX, INC.		83	28	25%	111
ARBOR TERRACE ORTEGA LLC	2	107	2	2%	111
UNIVERSITY HEALTH SYSTEM INC		101	10	9%	111
PHYSICIANS REGIONAL CLINIC		82	29	26%	111
TGH URGENT CARE - TYRONE		2	108	98%	110
LAKE HOUSE ASSISTED LIVING		93	17	15%	110
SEMINOLE SPORTS AND FAMILY MEDICINE		98	12	11%	110
HOSPICE OF THE EMERALD COAST INC - PANAMA CITY	2	101	7	6%	110
MG PORT CHARLOTTE II SUBTENANT LLC		99	11	10%	110
L&S SENIOR CARE DBA ARCADIA OAKS	4	105	1	1%	110
FLAGLER COLLEGE HEALTH SERVICES		80	30	27%	110
A2Z DIAGNOSTICS		108	1	1%	109
BARBARA O'REILLY MD PA		105	4	4%	109
ESCAMBIA COUNTY JAIL	1	82	26	24%	109
TERRACE AT HOBE SOUND, THE	1	104	4	4%	109
SUMMIT MEDICAL GROUP PA		99	10	9%	109
PANCARE HEALTH GULF COUNTY		81	28	26%	109
FHMG LAKE MARY PEDS		94	14	13%	108
North Lake Care Center		107	1	1%	108
PRIME HEALTH OF NORTH PORT LLC		93	15	14%	108
LATE HOURS URGENT CARE		59	49	45%	108
MY CLINICAL LAB INC		17	91	84%	108
KINDRED HOSPITAL NORTH FLORIDA	3	99	6	6%	108
Riviera Health Resort		108			108
EVANS HEALTH CARE		106	2	2%	108
SHC College Park		107	1	1%	108
GATTOLINE ENTERPRISES, INC. DBA FAMILY CARE PHARMACY		90	18	17%	108
HEARTLAND PHARMACY LAKE PLACID, INC		81	27	25%	108
ROHR HOME		105	3	3%	108
LABCORP RTP		38	70	65%	108
AEGIS MEDICAL GROUP		88	19	18%	107
LEE MEMORIAL HEALTH SYSTEM HEALTH FAIR		102	5	5%	107

COVID-19: testing by laboratory

Data through Mar 18, 2021 verified as of Mar 19, 2021 at 09:25 AM

Data in this report are provisional and subject to change.

The numbers in the table below represent the number of Florida and non-Florida residents for whom test results were received by the Department of Health. A person can be tested by more than one laboratory and can have both positive and negative results. **Therefore, the sum of the numbers in each column will be larger than the total number of people tested.**

Reporting lab	Inconclusive	Negative	Positive	Percent positive	Total
ALL MY KIDS PEDIATRICS INC		75	32	30%	107
NAVY HOSPITAL			107	100%	107
BAY VIEW HEALTHCARE		85	22	21%	107
SURFSIDE URGENT CARE		86	21	20%	107
SEVEN HILLS HEALTH AND REHABILITATION CENTER		90	16	15%	106
NORTH FLORIDA EVALUATION AND TREATMENT CENTER	2	99	5	5%	106
MINUTECLINIC LLC #4987		92	14	13%	106
ELMCROFT OF BELLA VITA		98	8	8%	106
HEART OF FLORIDA REGIONAL MED CTR		35	71	67%	106
MEDICAL CONSULTANTS OF FLORIDA DBA	1	90	14	13%	105
ST PETERSBURG PEDIATRICS-SEMINOLE		92	13	12%	105
PICH KTM CORP DBA MEDTOWN PHARMACY		89	16	15%	105
DIATHERIX LABORATORIES		61	44	42%	105
ISLAND DOCTORS		16	89	85%	105
GRANDE, THE	2	98	4	4%	104
J FRANK AVEY MD		81	23	22%	104
PEDIATRIC CARE CENTER- JACKSONVILLE BEACH		75	29	28%	104
PREDICTIVE LABORATORIES, INC	1	90	13	13%	104
REGENCY OAKS HEALTH CENTER		102	2	2%	104
EAST RIDGE RETIREMENT VILLAGE INC		104			104
VISTA MANOR		92	12	12%	104
MINUTECLINIC DIAGNOSTIC OF SOUTH CARO		83	20	19%	103
VIERA HOSPITAL			103	100%	103
CSL PLASMA INC		7	95	93%	102
MICRO PATH LABORATORIES INC		99	3	3%	102
GRAND VILLA OF LAKELAND		96	6	6%	102
ARDEN COURTS OF PALM HARBOR		83	19	19%	102
ST MARK ASSISTED LIVING CENTER	1	89	12	12%	102
WESTCHESTER MEDICAL CENTER		99	3	3%	102
SUNSHINE GARDENS		100	1	1%	101
EC OPCO CARROLLWOOD LLC		95	6	6%	101
325TH MEDICAL GROUP		85	16	16%	101
BROOKDALE VERO BEACH SOUTH AL		101			101
TUSCAN ISLE OPERATING COMPANY LLC DBA		98	3	3%	101
WHITE PLAINS HOSPITAL CENTER LAB		97	4	4%	101
CAREMOUNT MEDICAL - PATHOLOGY		96	4	4%	100
DOUGLAS T JACOBSON STATE VETERANS HOME		100			100
ARDEN COURTS OF LELY PALMS		98	2	2%	100
Consulate Health Care of Port Charlotte		98	2	2%	100
GLOBAL CENTRAL LABS AT PPD	2	88	10	10%	100
CCS - BROWARD COUNTY JAIL		94	6	6%	100
VILLAS OF HOLLY BROOK - BRADENTON 14TH		100			100
EMERALD COAST CENTER		96	4	4%	100
ORANGE PARK PEDIATRICS		90	9	9%	99
ORLANDO LUTHERAN TOWERS ASSISTED LIVING		99			99
CENTRAL FLORIDA HEALTH CARE		47	52	53%	99

COVID-19: testing by laboratory

Data through Mar 18, 2021 verified as of Mar 19, 2021 at 09:25 AM

Data in this report are provisional and subject to change.

The numbers in the table below represent the number of Florida and non-Florida residents for whom test results were received by the Department of Health. A person can be tested by more than one laboratory and can have both positive and negative results. **Therefore, the sum of the numbers in each column will be larger than the total number of people tested.**

Reporting lab	Inconclusive	Negative	Positive	Percent positive	Total
DELAND WELLNESS CENTER			99	100%	99
PruittHealth Fleming Island		87	12	12%	99
SANIBEL INTERNAL MEDICINE, LLC		96	3	3%	99
PLAZA OF HALLANDALE BEACH		98			98
Cross Landings Health and Rehabilitation		97	1	1%	98
SEMINOLE COUNTY HEALTH DEPARTMENT		79	19	19%	98
HOSPICE OF MARTIN & ST LUCIE, INC		95	3	3%	98
INNOVATIVE GENOMICS, LLC		77	21	21%	98
SIGNATURE HEALTHCARE OF PORT CHARLOTTE		91	7	7%	98
URINEGOODHANDS LLC		96	2	2%	98
CHARLES CROFT MD	1	96	1	1%	98
KORGENE LAB	1	28	69	70%	98
TURNING POINT OF TAMPA		92	6	6%	98
LANDMARK, THE		48	50	51%	98
MACADAMS HOME HEALTH AGENCY		97	1	1%	98
ADVANCED EMURGENT CARE		27	71	72%	98
FLORIDA COMMUNITY HEALTH CENTERS INC			98	100%	98
WALGREENS #06012		84	14	14%	98
LECONTE MEDICAL CENTER LAB		79	19	19%	98
RIDGEWOOD DIAGNOSTIC LABORATORY		92	5	5%	97
WEST		83	14	14%	97
HEALTH CENTERS AT BRENTWOOD		96	1	1%	97
PALMS EDGE	1	90	6	6%	97
ARBOR TRAIL		77	20	21%	97
BAPTIST MEDICAL CENTER SOUTH		79	18	19%	97
HURLBURT FIELD CLINIC		39	58	60%	97
MINNESOTA TWINS		92	5	5%	97
KALEIDA HEALTH CENTER FOR LABORATORY		90	6	6%	96
BAY PINES MEDICAL ASSOCIATES		1	95	99%	96
MARKET STREET VIERA		95	1	1%	96
PEDIATRIC ASSOCIATES ORLANDO		82	14	15%	96
LENOX HILL HOSPITAL		89	7	7%	96
BAYSHORE MEMORY CARE		96			96
AMERICAN ESOTERIC LAB-BIRMINGHAM		93	2	2%	95
MIAMI BEACH COMMUNITY HEALTH CENTER		1	94	99%	95
THE TERRACE OF KISSIMMEE		80	15	16%	95
SUPERIOR RESIDENCES OF LECANTO		80	15	16%	95
Golfview Healthcare Center		90	5	5%	95
CROSS CITY REHABILITATION AND HEALTH CARE CENTER		72	23	24%	95
LIFESTREAM BEHAVIORIAL CENTER		74	21	22%	95
GIBBENS FAMILY MEDICAL, LLC		76	19	20%	95
MINUTECLINIC DIAGNOSTIC OF SOUTH CAROLINA, LLC		79	16	17%	95
NORTH SHORE MEDICAL LABS	1	87	7	7%	95
BAY REGIONAL URGENT CARE	1	57	37	39%	95
DEVANSH LAB WERKS INC		79	16	17%	95
QPS, LLC		91	3	3%	94

COVID-19: testing by laboratory

Data through Mar 18, 2021 verified as of Mar 19, 2021 at 09:25 AM

Data in this report are provisional and subject to change.

The numbers in the table below represent the number of Florida and non-Florida residents for whom test results were received by the Department of Health. A person can be tested by more than one laboratory and can have both positive and negative results. **Therefore, the sum of the numbers in each column will be larger than the total number of people tested.**

Reporting lab	Inconclusive	Negative	Positive	Percent positive	Total
CONSULATE HEALTH CARE OF SARASOTA	1	93			94
CAN COMMUNITY HEALTH		93	1	1%	94
ADVENT HEALTH CENTRA CARE - EAST ORLANDO		65	29	31%	94
ARDEN COURTS OF WEST PALM BEACH		94			94
DIAGNOSTIC SOLUTIONS		3	91	97%	94
PRESERVE AT PALM AIRE	3	90			93
ADVENT HEALTH CENTRA CARE - WATERMAN		79	14	15%	93
PENNSYLVANIA DEPT OF HEALTH		21	72	77%	93
ADVENTHEALTH MEDICAL GROUP PRIMARY CARE		89	4	4%	93
PATRICK AIR FORCE BASE		3	89	97%	92
HARBORCHASE OF NAPLES		79	13	14%	92
HENNEPIN HEALTHCARE LABORATORY		92			92
MINUTECLINIC DIAGNOSTIC OF NORTH CARO		80	12	13%	92
MAGNOLIA DIAGNOSTIC		2	89	98%	91
KEYSTYLE LIVING LLC	1	89	1	1%	91
ASHRAF MEDICAL GROUP PLLC DBA PULSE MD		88	3	3%	91
EXPERTUS LABORATORIES INC		28	63	69%	91
DEBARY HEALTH AND REHABILITATION CENTER		88	3	3%	91
JOHN KNOX VILLAGE OF FLORIDA ALF	1	86	4	4%	91
HERON CLUB AT PRESTANCIA		89	2	2%	91
FHMG- FLORIDA HOSPITAL MEDICAL GROUP		80	11	12%	91
BAHIA OAKS LODGE		85	6	7%	91
HARBOR BEACH NURSING AND REHABILITATION CENTER		87	3	3%	90
CENTURY CENTER FOR REHABILITATION & HEALING		72	18	20%	90
PEDIATRICS IN BREVARD PA- ROCKLEDGE		54	36	40%	90
HAWTHORN HOUSE		76	14	16%	90
KEYS MEDICAL GROUP			90	100%	90
PORT CHARLOTTE REHABILITATION CENTER		77	13	14%	90
UNIVERSTIY CENTER MEDICAL LLC DBA	1	85	4	4%	90
STONY BROOK UNIVERSITY MEDICAL CENTER		75	14	16%	89
NEW SMYRNA BEACH URGENT CARE			89	100%	89
STUART LODGE LIVING LLC		66	23	26%	89
NORTH FLORIDA SPINE AND WELLNESS		69	20	22%	89
ATRIUM AT LIBERTY PARK		85	4	4%	89
LABFIRST - DEPARTMENT OF PATHOLOGY		85	4	4%	89
Gabisa Medical LLC		89			89
FREEDOM INN AT TARPON SPRINGS		82	7	8%	89
MINUTECLINIC DIAGNOSTIC OF NORTH CAROL		74	15	17%	89
MENORAH HOUSE		88	1	1%	89
Winter Garden Rehab and Nursing Facility		78	11	12%	89
Belleair Healthcare Center		82	6	7%	88
ARDEN COURTS OF SARASOTA		72	16	18%	88
Lanier Rehab		63	25	28%	88
CALADIUM PEDIATRICS		79	9	10%	88
CARE CENTERS OF NASSAU, LLC - HENDRICKS RD		88			88
AVERO DIAGNOSTICS		64	24	27%	88

COVID-19: testing by laboratory

Data through Mar 18, 2021 verified as of Mar 19, 2021 at 09:25 AM

Data in this report are provisional and subject to change.

The numbers in the table below represent the number of Florida and non-Florida residents for whom test results were received by the Department of Health. A person can be tested by more than one laboratory and can have both positive and negative results. **Therefore, the sum of the numbers in each column will be larger than the total number of people tested.**

Reporting lab	Inconclusive	Negative	Positive	Percent positive	Total
LAKE GIBSON VILLAGE, LLC		85	3	3%	88
GOVERNOR'S CREEK HEALTH & REHABILITATION		87	1	1%	88
A COUNTRY PLACE ASSISTED LIVING FACILITY		86	2	2%	88
East Bay Rehabilitation Center		54	34	39%	88
ERIE COUNTY MEDICAL CTR CLINICAL LABS		83	4	5%	87
PACIFIC ANALYTICS			87	100%	87
BRANDON HEALTH AND REHABILITATION CENTER	1	85	1	1%	87
TOTAL CARE PLUS LLC			87	100%	87
CLYDE E LASSEN STATE VETERANS NURSING HOME		62	25	29%	87
G & R HEALTH MART PHARMACY		69	18	21%	87
BLISS HEALTHCARE SERVICES	1	64	22	25%	87
Consulate Health Care of Jacksonville		72	14	16%	86
CRESTVIEW URGENT CARE		15	71	83%	86
SOUTH GEORGIA MEDICAL CENTER		48	38	44%	86
PENSACOLA DEVELOPMENTAL CENTER		67	19	22%	86
MINUTECLINIC DIAGNOSTIC OF OHIO LLC		69	17	20%	86
DISCOVERY VILLAGE AT THE FORUM		86			86
BARRY UNIVERSITY STUDENT HEALTH SERVICES		52	34	40%	86
GRAND OAKS OF JENSEN BEACH LLC		85	1	1%	86
EAST ALABAMA MEDICAL CENTER LABORATORY		73	12	14%	85
WINDSOR OAKS		84	1	1%	85
BIGGERS FAMILY MEDICINE PA	1	77	7	8%	85
LAKE WALES OPERATING GROUP LLC		80	5	6%	85
W. FRANK WELLS NURSING HOME		84	1	1%	85
MIAMI SHORES NURSING & REHAB		85			85
WALGREENS #12673		82	3	4%	85
PRMG - EAST NAPLES	1	73	11	13%	85
MEDEXPRESS - BLOOMIN BRANDS		65	19	23%	84
ARBOR OAKS AT TYRONE	9	73	2	2%	84
NITE LITE PEDIATRICS - JACKSONVILLE		76	8	10%	84
PINES OF SARASOTA GARDEN		84			84
PUTNAM COUNTY SHERIFFS OFFICE		78	6	7%	84
Baldwin Pediatrics		73	11	13%	84
EISENHOWER ARMY MEDICAL CENTER		76	7	8%	83
MD 365 MEDICAL CARE PLLC		83			83
LABCORP EMPLOYER SERVICES		82	1	1%	83
FLORIDA DEPARTMENT OF HEALTH IN WALTON COUNTY		70	13	16%	83
CANOPY ON BERRYHILL, THE		51	32	39%	83
COOPER FAMILY MEDICAL PLLC		63	20	24%	83
LAFAYETTE NURSING AND REHABILITATION CENTER		81	2	2%	83
CATHOLIC HEALTH SYSTEM DEPT LABORATORY		81	2	2%	83
QUALITY URGENT CARE AND WELLNESS		45	38	46%	83
LANDMARK HOSPITAL SOUTHWEST FLORIDA LLC		79	3	4%	82
LAKE HOWELL FAMILY MEDICINE ASSOCIATES		69	13	16%	82
PEDIATRIC SERVICES AND BREATHING CENTER PA		60	22	27%	82
HUNTSVILLE HOSPITAL LABORATORY		57	25	30%	82

COVID-19: testing by laboratory

Data through Mar 18, 2021 verified as of Mar 19, 2021 at 09:25 AM

Data in this report are provisional and subject to change.

The numbers in the table below represent the number of Florida and non-Florida residents for whom test results were received by the Department of Health. A person can be tested by more than one laboratory and can have both positive and negative results. **Therefore, the sum of the numbers in each column will be larger than the total number of people tested.**

Reporting lab	Inconclusive	Negative	Positive	Percent positive	Total
BRILLIANCE ASSISTED LIVING		65	17	21%	82
LAB		29	53	65%	82
Lexington Health and Rehabilitation Center		82			82
THE PAVILION FOR HEALTH CARE		72	10	12%	82
BIO-TECH CLINICAL LABORATORIES		41	40	49%	81
HUNTINGTON HOSPITAL LABORATORY		78	3	4%	81
LONG TERM CARE OF JAY, LLC		60	21	26%	81
ACE BIOMEDICAL LABS LLC		68	13	16%	81
FLORIDA PEDIATRIC GROUP		31	50	62%	81
BEACHES PEDIATRICS PA		75	5	6%	80
ECOLAB GROUP		45	35	44%	80
MED ONE AT SAINT AUGUSTINE		49	31	39%	80
ST VINCENT'S BIRMINGHAM		74	6	8%	80
JERICOHO URGENT CARE		77	3	4%	80
ROSECASTLE AT DELANEY CREEK		79	1	1%	80
PLYMOUTH HOME FOR ADULTS, INC.	8	71	1	1%	80
NORTHEAST FLORIDA STATE HOSP-NURSING		79	1	1%	80
ORLANDO ORTHOPAEDIC OUTPATIENT SURGERY CENTER LLC		76	3	4%	79
VETERANS AFFAIRS MEDICAL CENTER - PALO ALTO		28	51	65%	79
BALMORAL TENANT SERVICES INC	1	43	35	44%	79
EDGEWATER AT WATERMAN VILLAGE		78	1	1%	79
EMERALD COAST BEHAVIORAL HOSPITAL		73	6	8%	79
CHAMBREL AT ISLAND LAKE		76	3	4%	79
CBS LABS OF TAMPA LLC		3	76	96%	79
COASTAL DETOX		78	1	1%	79
LAKE MORTON PLAZA		75	3	4%	78
PENSACOLA PEDIATRICS MILTON		67	11	14%	78
AU HEALTH		64	14	18%	78
PANIRA HEALTHCARE CLINIC		2	76	97%	78
PARK OF THE PALMS INC		77			77
CENTRAL BALDWIN IMMEDIATE CARE & FAMILY PRACTICE		59	18	23%	77
BOND CLINIC PA		45	32	42%	77
RARITAN BAY PERTH AMBOY		68	9	12%	77
TRUE NORTH HEALTH NAVIGATION LLC DBA DISPATCHHEALTH	1	60	16	21%	77
NORTH CENTRAL BRONX HOSPITAL		75	2	3%	77
ORANGE CITY NURSING AND REHAB		75	2	3%	77
HEALTH FIRST - PALM BAY HOSPITAL		2	75	97%	77
WEST VOLUSIA FAMILY AND SPORTS MEDICINE		75	2	3%	77
LAB PLUS, LLC AT SAINT THOMAS WEST HOSPITAL		63	14	18%	77
MERCY MEDICAL URGENT CARE CENTER INC		36	41	53%	77
DYNAMIC MEDICAL USA			76	100%	76
CLINICAL PATHOLOGY ASSOCIATES-SONIC REFERENCE LAB		76			76
MOBILE PHYSICIAN SERVICES INC		68	8	11%	76
MORTON PLANT HOSPITAL NURSING			76	100%	76
PRIMECARE AT TWIN LAKES		1	75	99%	76
PALM BAY HOSPITAL			76	100%	76

COVID-19: testing by laboratory

Data through Mar 18, 2021 verified as of Mar 19, 2021 at 09:25 AM

Data in this report are provisional and subject to change.

The numbers in the table below represent the number of Florida and non-Florida residents for whom test results were received by the Department of Health. A person can be tested by more than one laboratory and can have both positive and negative results. **Therefore, the sum of the numbers in each column will be larger than the total number of people tested.**

Reporting lab	Inconclusive	Negative	Positive	Percent positive	Total
S-H THIRTY-FIVE OPCO- PORT ST LUCIE, LLC	1	75			76
KINDRED AT HOME		67	9	12%	76
WALGREENS 9627		70	6	8%	76
WINDSOR REFLECTIONS		75	1	1%	76
SOUTH LAKE PEDIATRICS		68	7	9%	75
ADVENTHEALTH EXPRESSCARE		45	30	40%	75
PUBLIC SQUARE PHARMACY LLC		57	18	24%	75
PROMEDICA LABORATORIES		21	54	72%	75
HOLMES COUNTY HEALTH DEPARTMENT	1	61	13	17%	75
EXPRESS DOCS LLC			74	100%	74
VITAS HEALTHCARE CORP OF FLORIDA		73	1	1%	74
ALLIANCE PEDIATRICS		43	31	42%	74
BROWARD HEALTH MEDICAL CENTER		3	71	96%	74
BROWARD HEALTH MEDICAL CENTER CLINICAL LAB			74	100%	74
CATHOLIC HEALTH SERVICES REGIONAL LAB		67	7	9%	74
NOAH CLINICAL LABORATORY		63	11	15%	74
SCOTT LAKE HEALTH AND REHABILITATION CENTER		71	3	4%	74
BROOKDALE OVIEDO		72	2	3%	74
BROOKDALE PALM COAST		74			74
OCALA CBOC		69	5	7%	74
ROYAL CARE OF AVON PARK		71	3	4%	74
OAK MANOR NURSING HOME		69	4	5%	73
SIMED LABORATORY		57	16	22%	73
WATERCREST ST LUCIE WEST	1	69	3	4%	73
CONSULATE HEALTH CARE - LAKE MARY		72	1	1%	73
MID FLORIDA PRIMARY CARE PA		59	14	19%	73
MEDRITE URGENT CARE		60	13	18%	73
ALTAMONTE PEDIATRIC ASSOCIATES		31	41	57%	72
ORANGE COUNTY CORRECTIONS HEALTH SERVICES		63	9	13%	72
HAVEN OF OUR LADY OF PEACE		72			72
ASSOCIATED CLINICAL LABORATORIES		64	8	11%	72
WE SCREEN LLC		70	2	3%	72
Conway Lakes Health and Rehabilitation Center		72			72
CRAIG BERGER MD PL D/B/A BAY AREA EYE INSTITUTE		72			72
PEDIATRIC SERVICES OF AMERICA INC		67	5	7%	72
DISCOVERY VILLAGE AT PALM BEACH GARDENS		71	1	1%	72
ADVANCED LAB		67	4	6%	71
LAKE CITY VA MEDICAL CENTER			71	100%	71
NORTH FLORIDA PEDIATRICS		57	14	20%	71
JACOBI MEDICAL CENTER		66	5	7%	71
STERLING HOUSE OF TALLAHASSEE	3	62	6	8%	71
AMMON LABS		61	10	14%	71
WALGREENS 2941		68	3	4%	71
INN AT ASTON GARDENS AT PELICAN POINTE,THE		67	4	6%	71
JENNIFER J CHIAVETTA-GRLSANTI DC		58	13	18%	71
SUNCOAST COMMUNITY HEALTH CENTERS PEDIATRICS		21	49	70%	70

COVID-19: testing by laboratory

Data through Mar 18, 2021 verified as of Mar 19, 2021 at 09:25 AM

Data in this report are provisional and subject to change.

The numbers in the table below represent the number of Florida and non-Florida residents for whom test results were received by the Department of Health. A person can be tested by more than one laboratory and can have both positive and negative results. **Therefore, the sum of the numbers in each column will be larger than the total number of people tested.**

Reporting lab	Inconclusive	Negative	Positive	Percent positive	Total
SUMMIT AT VENICE	2	63	5	7%	70
Highlands Regional Hospital		63	7	10%	70
ADVENT HEALTH - LAKE MARY		60	10	14%	70
SUWANNEE COUNTY SHERIFF OFFICE		67	3	4%	70
Ocala Oaks Rehabilitation Center		64	6	9%	70
PANCARE HEALTH - MALONE CLINIC		63	7	10%	70
USF HEALTH MORSANI CENTER		5	65	93%	70
GV NAPLES OPCO, LLC		69	1	1%	70
HERITAGE HEALTHCARE AND REHABILITATION CENTER		69			69
PARKSIDE INN	3	64	2	3%	69
TROPICANA MANUFACTURING COMPANY INC		63	6	9%	69
MD NOW MEDICAL CENTERS INC		42	27	39%	69
SAN JOSE SENIOR CARE LLC	1	43	25	36%	69
CP/AIG PENSACOLA DEVELOPMENT LLC		66	3	4%	69
BOND CLINIC DR ELDEEB		35	34	49%	69
STONY BROOK SOUTHAMPTON		68	1	1%	69
PLANTATION GENERAL HOSPITAL CLINICAL LAB		26	43	62%	69
LUTHERAN HAVEN ASSISTED LIVING		69			69
SOS MOBILE MEDICAL CARE LLC		58	11	16%	69
MEMORIAL MANOR		69			69
BIG BOCA SMILES LLC		66	2	3%	68
MISIR DRUGS LLC		56	12	18%	68
CL BRUMBACK PRIMARY CARE CLINICS		17	51	75%	68
Summit Medical Group, Pa DbA Citymd		61	7	10%	68
AEL- MEMPHIS		17	51	75%	68
SUNCOAST OPTIMAL WELLNESS		23	45	66%	68
MEDLAB DIAGNOSTICS, LLC		62	6	9%	68
ST JOHNS COUNTY DETENTION CENTER		68			68
BROOKDALE BONITA SPRINGS		67	1	1%	68
GRAND VILLA OF DELAND		62	6	9%	68
LEVY COUNTY DEPARTMENT OF HEALTH		49	19	28%	68
MD LABS		41	27	40%	68
AFTER HOURS PEDIATRICS			68	100%	68
GENPATH			67	100%	67
DELCARE PA		52	15	22%	67
TITUSVILLE FAMILY PRACTICE		16	51	76%	67
EC OPCO PENSACOLA, LLC		66	1	1%	67
PANCARE HEALTH - FREEPORT CLINIC SUITE B		58	9	13%	67
MEASE MANOR INC		63	4	6%	67
BISHOP GRADY VILLAS		65	2	3%	67
MED EXPRESS		6	60	91%	66
INDIGO MANOR		22	44	67%	66
MEDEX MEDICAL EXPRESS OF PALATKA			66	100%	66
SOMERBY OF SANTA ROSA BEACH		57	9	14%	66
HARMONY CLINIC		1	65	98%	66
XPRESS URGENT CARE- PORT ST. LUCIE		19	47	71%	66

COVID-19: testing by laboratory

Data through Mar 18, 2021 verified as of Mar 19, 2021 at 09:25 AM

Data in this report are provisional and subject to change.

The numbers in the table below represent the number of Florida and non-Florida residents for whom test results were received by the Department of Health. A person can be tested by more than one laboratory and can have both positive and negative results. **Therefore, the sum of the numbers in each column will be larger than the total number of people tested.**

Reporting lab	Inconclusive	Negative	Positive	Percent positive	Total
AMERICAN FAMILY MEDICAL		53	13	20%	66
DOH-WEST PALM BEACH BRANCH LABORATORY		3	63	95%	66
Stratford Court of Palm Harbor		56	10	15%	66
NORTH SHORE UNIVERSITY HOSPITAL LABORATORY		59	6	9%	65
BENTLEY CARE CENTER		65			65
ADVENT HEALTH CENTRA CARE - WINTER GARDEN		19	46	71%	65
TREASURE COAST FORENSIC TREATMENT CTR		44	21	32%	65
VETERANS AFFAIRS MEDICAL CENTER - GULF COAST		27	38	58%	65
CORAL GABLES HOSPITAL			65	100%	65
NOMI HEALTH LAB SERVICES LLC		5	60	92%	65
BROOKDALE CENTRE POINTE	1	64			65
SUMMER VISTA ASSISTED LIVING		38	27	42%	65
WADSWORTH HEALTH CENTER		62	3	5%	65
BOND AND STEELE CLINIC, PA		51	14	22%	65
OKEECHOBEE URGENT CARE		17	48	74%	65
ISLAND COAST PEDIATRICS		58	7	11%	65
TREASURE COAST PEDIATRICS PA		60	5	8%	65
JOSEPH L MORSE GERIATRIC CENTER	2	59	3	5%	64
GREENLEAF ALF		63	1	2%	64
NEMOURS CHILDRENS PRIMARY CARE OVIEDO		51	13	20%	64
NXGEN MDX		20	44	69%	64
TRINITY AL SENIOR HOUSING LLC		45	19	30%	64
OUT OF STATE		40	24	38%	64
AR ANESTHESIA LLC		62	1	2%	63
APC PEDIATRICS AT RYE ROAD MEDICAL PARK		63			63
THOMAS INTERNAL MEDICINE		52	11	17%	63
BEEHIVE HOMES OF GULF BREEZE		47	16	25%	63
HERNANDO COUNTY FIRE RESCUE DISTRICT		29	34	54%	63
FLORIDA MEDICAL CLINIC PA		46	17	27%	63
DAVID POSNACK JEWISH DAY SCHOOL		63			63
VIERA HEALTH AND REHABILITATION CENTER		62	1	2%	63
INSTITUTE OF PATHOLOGY KINGS COUNTY		61	2	3%	63
MEDI CLINIC SARASOTA INC		62	1	2%	63
ADVENT HEALTH - PALM COAST		1	61	98%	62
SAMFORD UNIVERSITY HEALTH SERVICES		61	1	2%	62
OVERLOOK HOSPITAL LABORATORY		57	5	8%	62
GRAND ST PAUL CVS		62			62
MENTAL HEALTH CARE INC		53	9	15%	62
BURRY'S PHARMACY INC		37	25	40%	62
EMERALD COAST HOSPICE		61	1	2%	62
INTERNAL MEDICINE ASSOCIATES PA		58	4	6%	62
LAKELAND REGIONAL HEALTH		38	24	39%	62
NORTH FLORIDA MEDICAL CENTER		57	4	7%	61
BRADFORD COUNTY HEALTH DEPARTMENT		60	1	2%	61
Winter Park Care and Rehab		60	1	2%	61
PALM BAY URGENT CARE		28	33	54%	61

COVID-19: testing by laboratory

Data through Mar 18, 2021 verified as of Mar 19, 2021 at 09:25 AM

Data in this report are provisional and subject to change.

The numbers in the table below represent the number of Florida and non-Florida residents for whom test results were received by the Department of Health. A person can be tested by more than one laboratory and can have both positive and negative results. **Therefore, the sum of the numbers in each column will be larger than the total number of people tested.**

Reporting lab	Inconclusive	Negative	Positive	Percent positive	Total
TOWERS HOME CARE		57	4	7%	61
FLORIDA HEALTH CARE		8	53	87%	61
MICHAEL AKPEKE MD		52	9	15%	61
TROY REGIONAL MEDICAL CENTER		50	11	18%	61
DASCENA, INC		52	9	15%	61
WILSON MEMORIAL REGIONAL MEDICAL CENTER		57	4	7%	61
WASHINGTON REHABILITATION AND NURSING CENTER		51	10	16%	61
RITECARE MED CTR H			61	100%	61
CINNAMON COVE ALF		59	1	2%	60
SILVER LAKE PEDIATRICS PA		55	5	8%	60
TWIN CREEKS ASSISTED LIVING & MEMORY CARE		57	3	5%	60
SONORAN DESERT PATHOLOGY ASSOCIATES		3	57	95%	60
THE PRESERVE AT CLEARWATER		58	2	3%	60
81ST MEDICAL GROUP		28	32	53%	60
AVOW HOSPICE INC		59			59
DEVELOPMENTAL DISABILITIES DEFENDANT PROGRAM		57	2	3%	59
FERN PARK DEVELOPMENTAL CENTER		5	54	92%	59
LPG CONVENIENT CARE AT PINE ISLAND ROAD		53	6	10%	59
TBI RESIDENTIAL SERVICES, INC.		48	11	19%	59
WAVE CREST HEALTH AND REHABILITATION CENTER		57	2	3%	59
UHEALTH AT FISHER ISLAND			59	100%	59
INTERNAL LAB		50	9	15%	59
MILLENIUM PHYSICIANS GROUP		1	58	98%	59
BIOTECH		52	7	12%	59
CARDIOLOGY AND MEDICINE ASSOCIATES		43	16	27%	59
EAST HILL PHARMACY		41	18	31%	59
ARTHREX MEDICAL CENTER		35	24	41%	59
FREEDOM SQUARE NURSING CENTER		50	8	14%	58
THE GOOD SHEPARDS OF DELAND-WEST		57	1	2%	58
LINCOLN MEDICAL AND MENTAL HEALTH CENTER		55	3	5%	58
SONATA BOCA RATON		54	4	7%	58
BIG BEND CARES, INC		50	8	14%	58
MICHIGAN DEPARTMENT OF HEALTH AND HUMAN SERVICES	1		57	98%	58
Margate Health and Rehabilitation Center		56	2	3%	58
KINDRED HOSPITAL CENTRAL TAMPA BLOOD GAS	1	52	5	9%	58
HORIZON ALF		57	1	2%	58
ST FRANCIS HOSPITAL		50	8	14%	58
STEINHATCHEE FAMILY MEDICAL CENTER	1	49	8	14%	58
MINUTECLINIC DIAGNOSTIC OF NEW JERSEY		51	7	12%	58
BioReference Laboratories, Inc		7	50	88%	57
MALCOM RANDALL DEPT OF VAMC			57	100%	57
BUECHELE DENTAL PA DBA CLERMONT FAMILY DENTISTRY		47	10	18%	57
KAPG FLEMING ISLAND SENIOR HOUSING OPCO LLC	1	56			57
PANCARE HEALTH - JACKSON COUNTY		46	11	19%	57
ASCENSION SACRED HEART BAY LABORATORY		54	3	5%	57
Palms at Ponte Vedra Assisted Living and Memory Care		54	3	5%	57

COVID-19: testing by laboratory

Data through Mar 18, 2021 verified as of Mar 19, 2021 at 09:25 AM

Data in this report are provisional and subject to change.

The numbers in the table below represent the number of Florida and non-Florida residents for whom test results were received by the Department of Health. A person can be tested by more than one laboratory and can have both positive and negative results. **Therefore, the sum of the numbers in each column will be larger than the total number of people tested.**

Reporting lab	Inconclusive	Negative	Positive	Percent positive	Total
ST CLOUD PHYSICIAN MANAGEMENT LLC DBA ST CLOUD		28	29	51%	57
THE CANOPY AT BERRYHILL		57			57
ALZHEIMERS CARE CENTER OF VIERA LTD		37	20	35%	57
MICHAEL A VENAZIO MD		54	3	5%	57
MEDLOGIC LABORATORIES		3	54	95%	57
GENESIS DERMATOLOGY		53	4	7%	57
KEY WEST MEDICAL CENTER	1	50	6	11%	57
AESTHETIC SURGERY CENTER OF WINTER PARK, THE	3	48	5	9%	56
TUKA PEDIATRICS		7	49	88%	56
CDR MAGUIRE INC	1	7	48	86%	56
GRACE MEDICAL HOME		45	11	20%	56
TIFFANY HALL NURSING AND REHAB		44	12	21%	56
ALEXANDER NININGER STATE VETERANS		56			56
DEPT OF VA MED CENTE-WEST PALM BEACH			56	100%	56
MARQUIS LABS, LLC		55	1	2%	56
PHYSICIANS PRIMARY CARE OF SOUTHWEST FLORIDA		39	17	30%	56
EAGLES WATCH CLUSTER		47	9	16%	56
HIALEAH HOSPITAL RESPIRATORY DEPT			56	100%	56
MINUTECLINIC DIAGNOSTIC OF KANSAS, PA		47	9	16%	56
ATRIA PARK OF LAKE FOREST (WG HERITAGE LF LLC)		54	2	4%	56
MAUREEN OROURKE-FUTEY			56	100%	56
GOOD HEARTS COVID TESTING		13	43	77%	56
NITE LITE PEDIATRICS - PORT ST. LUCIE		46	9	16%	55
PERSONAL PEDIATRICS		48	7	13%	55
KENDALL REGIONAL MEDICAL CENTER LAB	3		52	95%	55
SARATOGA HOSPITAL LABORATORY		50	5	9%	55
CHILDREN'S HOSPITAL OF ALABAMA		54	1	2%	55
PREMIER MEDICAL ASSOCIATES ALL FLORIDA LLC		54	1	2%	55
ROCKLEDGE REGIONAL MEDICAL CENTER		30	25	45%	55
SIGNATURE HEALTHCARE OF MIDDLEBURG		54	1	2%	55
CARE CENTERS OF NASSAU LLC MINER ROAD SOUTH		55			55
SONATA HUNTERS CREEK		47	8	15%	55
COOPER FAMILY MEDICAL, PLLC		45	10	18%	55
life Care Center of Melbourne		38	17	31%	55
CAMBRIDGE SECURITY SERVICES		51	3	6%	54
UNITED LABORATORY SERVICES CORPORATION		38	16	30%	54
SARASOTA CO. HEALTH DEPT # 58		40	14	26%	54
APOLLOMDX LABS		32	22	41%	54
VILLAGES VA CBOC	2	48	4	7%	54
AESTHETIC ENHANCEMENTS		54			54
PALM BAY PEDIATRICS		36	18	33%	54
JUNIPER VILLAGE AT NAPLES		53	1	2%	54
CLERMONT HEALTH AND REHAB		40	14	26%	54
FINLAY CLINICAL LABORATORY		20	34	63%	54
CERTUS MTD OPCP LLC		52	2	4%	54
Salerno Bay Health & Rehabilitation Center		44	10	19%	54

COVID-19: testing by laboratory

Data through Mar 18, 2021 verified as of Mar 19, 2021 at 09:25 AM

Data in this report are provisional and subject to change.

The numbers in the table below represent the number of Florida and non-Florida residents for whom test results were received by the Department of Health. A person can be tested by more than one laboratory and can have both positive and negative results. **Therefore, the sum of the numbers in each column will be larger than the total number of people tested.**

Reporting lab	Inconclusive	Negative	Positive	Percent positive	Total
FAMILY EXTENDED CARE OF PUNTA GORDA		54			54
FAST PACE MEDICAL CLINIC, PLLC		47	7	13%	54
CVS MINUTE CLINIC		1	53	98%	54
SAFARI PEDIATRICS PA		53	1	2%	54
ST. CLOUD MEDICAL GROUP		54			54
VPA PC LAB		48	5	9%	53
UNIVERSITY OF WEST FLORIDA, THE		52	1	2%	53
GENTIVA HEALTH SERVICES CERTIFIED INC		50	3	6%	53
SOMERSET			53	100%	53
QUOTIENT SCIENCES LABS LLC			53	100%	53
ROSECASTLE OF JACKSONVILLE LLC		52	1	2%	53
PROMEDICA SENIOR LIVING		51	2	4%	53
Osprey Point Nursing Center		51	2	4%	53
NICEVILLE URGENT CARE		8	45	85%	53
WEST ISLIP URGENT CARE		48	5	9%	53
ADVENT HEALTH - MOUNT DORA		9	44	83%	53
BARNES HEALTHCARE OF FLORIDA LLC		49	4	8%	53
FAMILY HEALTH CENTER		40	13	25%	53
FLORIDA HEALTH CARE DELAND			53	100%	53
ST VINCENTS PRIMARY CARE		47	5	10%	52
ERIC C MRSHAL, MD, PC #1842		49	3	6%	52
BARNETT PARK		2	50	96%	52
CAMPBELL URGENT CARE			52	100%	52
ADVENT HEALTH		49	3	6%	52
INTERNAL MEDICINE SPECIALIST		46	6	12%	52
VALENCIA HOUSE ALF		51	1	2%	52
SUMTER PEDIATRICS		48	4	8%	52
SNH BRFL TENANT LLC	2	50			52
FUTURE PEDIATRICS		49	3	6%	52
MINUTECLINIC DIAGNOSTIC OF HAWAII LLC		46	6	12%	52
TALLAHASSEE VA OPC		50	2	4%	52
INN AT THE FOUNTAINS, THE		34	17	33%	51
Jupiter Medical Center Pavilion		50	1	2%	51
PALM RIVER COMMUNITY HEALTH CENTER		46	5	10%	51
GULFVIEW MEDICAL INSTITUTE		51			51
GOLDEN POND COMMUNITIES		51			51
ROCHESTER GENERAL HOSPITAL LABORATORY		47	4	8%	51
LAKELAND REGIONAL HEALTH GATEWAY CENTER		28	23	45%	51
MINUTE CLINIC INCORPORATE		44	7	14%	51
PENNSYLVANIA DEPARTMENT OF HEALTH BUREAU OF LABORATORIES			51	100%	51
CALHOUN COUNTY HEALTH DEPT		24	27	53%	51
GATEWAY CARE CENTER		50	1	2%	51
MISSION OAKS ASSISTED LIVING		49	2	4%	51
S-H THIRTY FIVE OPCO - ORANGE CITY, LLC		41	10	20%	51
AVANTE ST CLOUD		48	3	6%	51
LPG PEDIATRICS AT PAGE FIELD		50	1	2%	51

COVID-19: testing by laboratory

Data through Mar 18, 2021 verified as of Mar 19, 2021 at 09:25 AM

Data in this report are provisional and subject to change.

The numbers in the table below represent the number of Florida and non-Florida residents for whom test results were received by the Department of Health. A person can be tested by more than one laboratory and can have both positive and negative results. **Therefore, the sum of the numbers in each column will be larger than the total number of people tested.**

Reporting lab	Inconclusive	Negative	Positive	Percent positive	Total
LITTLE NECK URGENT CARE		49	2	4%	51
PORT ST. LUCIE - ZAXBY'S		50			50
BENTON HOUSE OF PORT ORANGE		44	6	12%	50
WALGREENS #10373		48	2	4%	50
ORCHID COVE AT DAYTONA		45	5	10%	50
SOUTH CAROLINA DEPT OF HEALTH AND ENVIRONMENT CONTROL		11	39	78%	50
SOUTHEAST ALABAMA MEDICAL CENTER			50	100%	50
TRADITIONAL HOME HEALTH OF PALM BEACH INC		49	1	2%	50
BETHUNE-COOKMAN UNIVERSITY		32	18	36%	50
HCTB INC		47	2	4%	49
LONGWOOD CARDIOLOGY			49	100%	49
SOFT CELL LABORATORIES		45	4	8%	49
ADVENT HEALTH EXPRESS CARE		4	45	92%	49
ALLEGRO		47	2	4%	49
USF		1	48	98%	49
HEALTH FIRST - CAPE CANAVERAL HOSPITAL		1	48	98%	49
SOLARIS SENIOR LIVING NORTH NAPLES		48	1	2%	49
MEADOWCREST FAMILY PHYSICIANS PA	1	27	21	43%	49
HILA BECKERMAN MD LLC	1	45	3	6%	49
RAINBOW PEDIATRICS PC LLC / BREAKFAST POINT		38	11	22%	49
MIRIMUS CLINICAL LABS	1	20	28	57%	49
PRACTICE MANAGEMENT OF AMERICA, INC.		7	42	86%	49
ERDOX		47	2	4%	49
NORTHBROOK CENTER FOR		47	2	4%	49
SOUTHSIDE HOSPITAL NORTHWELL HEALTH LABORATORY		42	7	14%	49
DOH		23	26	53%	49
CENTRA CARE - LAKE NONA		6	42	88%	48
GRAND OAKS OF PALM CITY LLC	1	41	6	13%	48
BENTLEY VILLAGE II		39	9	19%	48
SPRING MANOR ASSISTED LIVING		48			48
GRAND AVENUE RX			48	100%	48
PREMIER COMMUNITY HEALTHCARE GROUP INC		46	2	4%	48
THE TRADITION OF THE PALM BEACHES		47	1	2%	48
CAREMED INTERNAL MEDICINE		30	18	38%	48
DOT DOC SARASOTA		43	5	10%	48
COURTYARD GARDENS OF JUPITER		48			48
PREMIER MEDICAL ASSOCIATES		46	2	4%	48
KESHAV RX LLC		40	8	17%	48
NAPLES PEDIATRICS INC		43	5	10%	48
SEWANEE MOLECULAR DIAGNOSTICS LABORATO		48			48
POPLAR HEALTHCARE PLLC	1	11	36	75%	48
PHILLIPPE RIDGE		36	12	25%	48
THE TERRACE OF JACKSONVILLE		3	45	94%	48
BAY CENTER HURRICANE SHELTER		48			48
CAPE REGIONAL MEDICAL CENTER		45	2	4%	47
HERNANDO ENDOSCOPY AND SURGERY CENTER		36	11	23%	47

COVID-19: testing by laboratory

Data through Mar 18, 2021 verified as of Mar 19, 2021 at 09:25 AM

Data in this report are provisional and subject to change.

The numbers in the table below represent the number of Florida and non-Florida residents for whom test results were received by the Department of Health. A person can be tested by more than one laboratory and can have both positive and negative results. **Therefore, the sum of the numbers in each column will be larger than the total number of people tested.**

Reporting lab	Inconclusive	Negative	Positive	Percent positive	Total
NAVARRE GARDENS		41	6	13%	47
INTERLAB		1	46	98%	47
EMERGENCY PHYSICIANS MEDICAL CENTER LLC		29	18	38%	47
NEW YORK PRESBYTERIAN - QUEENS DIAGNOSTIC		44	3	6%	47
BLOCK NATION CHASE		38	9	19%	47
ADVENT HEALTH - LAKE WALES		35	12	26%	47
QHC UPSTATE MEDICAL PC		39	8	17%	47
COMPLETE HOME CARE OF THE PALM BEACHES LLC		43	4	9%	47
FHMG_CTR FOR SENIOR HEALTH		42	5	11%	47
FELICIDAD MEDICAL CENTER		1	46	98%	47
MADISON COUNTY MEMORIAL HOSPITAL LABORATORY		15	32	68%	47
Citymd Of Toms River		41	6	13%	47
H LEE MOFFITT CANCER CENTER MICRO		46			46
S-H THIRTY FIVE OPCO - LUTZ, LLC		45	1	2%	46
COLLIER BLVD HMA PHYSICIAN MANAGEMENT LLC		46			46
ADVENT HEALTH MEDICAL GROUP OB GYN AT		40	6	13%	46
Guardian Care Nursing and Rehabilitation Center		46			46
PREMIER PLACE HEALTHCARE AT THE GLENVIEW		46			46
HARTFORD HEALTH SERVICES LLC		46			46
MOBILE DOC FL, LLC		29	17	37%	46
FAMILY EXTENDED CARE OF WINTER HAVEN		44	2	4%	46
KAPG ST AUGUSTINE SENIOR HOUSING OPCO LLC		37	9	20%	46
WG EVERGREEN WOODS SH LLC		46			46
EAST MANATEE FAMILY	1	1	44	96%	46
HOME CARE PHARMACY		46			46
ADVENTIST HEALTH SYSTEM FLORIDA		31	15	33%	46
CITYMD OF MANAHAWKIN		43	2	4%	45
ALLIANCE OF PHYSICIANS AGAINST COVID-19			45	100%	45
ALL AMERICAN URGENT CARE			45	100%	45
ST ANTHONYS PRIMARY CARE LLC/JACKSON STREET			45	100%	45
COLLIER COUNTY JAIL		45			45
SOUTHPORT SQUARE HARBOUR HEALTH		45			45
COLLIER URGENT CARE CENTERS		44	1	2%	45
NIGHT LITE PEDIATRICS CENTER LLC		10	35	78%	45
NEOGENOMICS LABORATORIES INC		45			45
REDI-MED WALK-IN FAMILY CARE			45	100%	45
LARA HEALTH AND WELLNESS CENTER LLC		45			45
PANCARE HEALTH - BAY COUNTY - YOUNGSTOWN		40	5	11%	45
HOLY NAME HOSPITAL LABORATORY		43	2	4%	45
NEXT MOLECULAR ANALYTICS		14	31	69%	45
NORTH FLORIDA / SOUTH GEORGIA VETERANS HEALTH SYSTEM		1	44	98%	45
PATRICK MANOR INCORPORATED		45			45
WINTER GARDEN REHAB AND NURSING CENTER		41	4	9%	45
BREVARD HEALTH ALLIANCE INC		44	1	2%	45
BRP SH OPCO LLC		45			45
STUART URGENT CARE			45	100%	45

COVID-19: testing by laboratory

Data through Mar 18, 2021 verified as of Mar 19, 2021 at 09:25 AM

Data in this report are provisional and subject to change.

The numbers in the table below represent the number of Florida and non-Florida residents for whom test results were received by the Department of Health. A person can be tested by more than one laboratory and can have both positive and negative results. **Therefore, the sum of the numbers in each column will be larger than the total number of people tested.**

Reporting lab	Inconclusive	Negative	Positive	Percent positive	Total
MINUTECLINIC DIAGNOSTIC OF SOUTH CAROL		40	4	9%	44
LUTHERAN HAVEN EXTENDED CONGREGATE CAR		44			44
FLORIDA HOSPITAL		28	16	36%	44
MORTON PLANT			44	100%	44
GRAMERCY PARK URGENT CARE		42	2	5%	44
LINCOLN DIAGNOSTIC LAB		42	2	5%	44
TGH URGENT CARE POWERED BY FAST TRACK			44	100%	44
THE MERIDIAN AT BOCA RATON	1	43			44
CORNERSTONE PEDIATRICS		34	10	23%	44
INTERCOASTAL MEDICAL GROUP			44	100%	44
Gulf Shore Care Center		39	5	11%	44
MARIANNA HEALTH AND REHABILITATION CENTER		43	1	2%	44
VILLAGE ON THE ISLE□		39	5	11%	44
PEDIATRICS OF CENTRAL FLORIDA – SAINT CLOUD	2	40	2	5%	44
TAMPA BAY CONCIERGE DOCTOR, LLC		42	2	5%	44
UNION MEDICAL CARE PLLC		43			43
SAN CARLOS PHARMACY		39	4	9%	43
ISLAND URGENT CARE PLLC		41	2	5%	43
WALGREENS 3145		40	3	7%	43
BRANCH MEDICAL CLINIC			43	100%	43
RADIOLOGY ASSOCIATES OF VENICE AND ENGLEWOOD		41	2	5%	43
FIRST CHOICE URGENT CARE		12	31	72%	43
PINES NURSING HOME		41	2	5%	43
PLAINVIEW URGENT CARE		40	3	7%	43
PRINCETON VILLAGE□		39	4	9%	43
CENTRAL FLORIDA PEDIATRICS		17	26	60%	43
INFINITY BIOLOGIX LLC OAKDALE		40	3	7%	43
WOLFF CTR FOR CHILD & ADOLESCENT HEALTH PLLC,THE		26	17	40%	43
DUVAL PHARMACY		32	11	26%	43
LONG ISLAND JEWISH MED CTR		40	3	7%	43
LAKE MARY KIDS CENTRA CARE		33	10	23%	43
LONG ISLAND UNIVERSITY - POST CAMPUS		42			42
MAIMONIDES-SHALOM ACADEMY, INC		41	1	2%	42
LOURDES HOSPITAL INC		40	2	5%	42
LPG PRIMARY CARE AT SURFSIDE		39	3	7%	42
KIVA AT CANTERBURY		25	17	40%	42
URGENT CARE & WELLNESS CENTER		10	32	76%	42
SUNCOAST TECHNICAL COLLEGE SCHOOL OF HEALTH		42			42
CLINICAL LABORATORY		42			42
BENTON HOUSE OF ST. JOHNS		40	2	5%	42
Atlantic Shore Nursing and Rehab		42			42
A & R RESEARCH GROUP		35	6	15%	41
BRONX LEBANON HOSPITAL-MEDICAL CENTER		37	4	10%	41
ATRIA WILLOW WOOD		39	2	5%	41
University Hills health and Rehabilitation		31	10	24%	41
LAKE CO EMPLOYEE HEALTH AND WELLNESS CENTER		37	4	10%	41

COVID-19: testing by laboratory

Data through Mar 18, 2021 verified as of Mar 19, 2021 at 09:25 AM

Data in this report are provisional and subject to change.

The numbers in the table below represent the number of Florida and non-Florida residents for whom test results were received by the Department of Health. A person can be tested by more than one laboratory and can have both positive and negative results. **Therefore, the sum of the numbers in each column will be larger than the total number of people tested.**

Reporting lab	Inconclusive	Negative	Positive	Percent positive	Total
ROYAL PALM SENIOR RESIDENCE		41			41
UNIVERSITY OF ALABAMA		38	3	7%	41
WHITE-WILSON MEDICAL CENTER		30	11	27%	41
IMA MEDICAL GROUP POINCIANA		18	23	56%	41
PEDIATRICS OF CENTRAL FLORIDA KISSI		33	8	20%	41
OPTUMCARE SOUTH FLORIDA, LLC		34	7	17%	41
NORTHWELL HEALTH PLAINVIEW HOSPITAL LABORATORY		32	9	22%	41
AVALON PARK RETIREMENT RESIDENCE		40	1	2%	41
GEORGE E WEEEMS MEMORIAL HOSPITAL LAB		31	10	24%	41
FLORIDA HOSPITAL NEW SMYRNA		4	37	90%	41
STAT ONE URGENT CARE CENTER		2	39	95%	41
VIP WALK IN CLINIC		19	21	53%	40
NORTH CAROLINA DEPARTMENT OF HEALTH & HUMAN SERVICES	1		39	98%	40
PACIFICA SENIOR LIVING OCALA		35	5	13%	40
ADVENT HEALTH CENTRA CARE - LAKE LAND		30	10	25%	40
CAPITAL REGIONAL MEDICAL CENTER		2	38	95%	40
CITRUS COUNTY HEALTH DEPARTMENT		34	6	15%	40
CROSSROADS URGENT CARE		25	15	38%	40
PRIDE DIAGNOSTICS		24	16	40%	40
LONGLEAF DIAGNOSTIC LABORATORIES		11	29	73%	40
POINTE AT NEW PORT PLACE, THE		40			40
COURTYARD GARDENS OF BOYNTON BEACH, LLC		37	3	8%	40
MID-FLORIDA PATHOLOGY, LLC		32	8	20%	40
NORTH FLORIDA PEDIATRICS - JACKSONVILLE		36	4	10%	40
M&V SAN JOSE MEDICAL CENTER			40	100%	40
IMA MEDICAL CENTER		25	15	38%	40
OCOE PEDIATRICS		33	7	18%	40
CLINICAL PATHOLOGY LABORATORIES, INC		40			40
BAPTIST URGENT CARE		37	3	8%	40
MILLENNIA ADVANCED SCIENTIFIC LLC			40	100%	40
SUNSHINE ASSISTED LIVING		39			39
BIOFIRE		7	32	82%	39
JUNIPER VILLAGE AT CAPE CORAL		34	5	13%	39
BRIDGEVIEW CENTER LLC		27	12	31%	39
ADVANCE URGENT CARE CENTER, LLC		1	38	97%	39
GENEXPERT			39	100%	39
JFK MEDICAL CENTER NORTH LAB		1	38	97%	39
MEDEX MEDICAL EXPRESS OF PALATKA LLC			39	100%	39
CEDAR CREEK AT KINGS BAY INC		39			39
CLINICAL RESEARCH SEQUENCING PLATFORM		8	31	79%	39
BAYSHORE PATHOLOGY CONSULTANTS PA		37	2	5%	39
BAY COUNTY JAIL ANNEX		34	5	13%	39
LYSTER ACH FT RUCKER AL		36	3	8%	39
GUYAN VALLEY WELLNESS CENTER		32	7	18%	39
MINUTECLINIC, LLC		35	4	10%	39
GUIDEWELL EMERGENCY MEDICINE DOCTORS LLC		14	25	64%	39

COVID-19: testing by laboratory

Data through Mar 18, 2021 verified as of Mar 19, 2021 at 09:25 AM

Data in this report are provisional and subject to change.

The numbers in the table below represent the number of Florida and non-Florida residents for whom test results were received by the Department of Health. A person can be tested by more than one laboratory and can have both positive and negative results. **Therefore, the sum of the numbers in each column will be larger than the total number of people tested.**

Reporting lab	Inconclusive	Negative	Positive	Percent positive	Total
WG BAYPOINT VILLAGE SH LLC		38	1	3%	39
MIAMI CLINICAL RESEARCH CORP			39	100%	39
BROOKDALE BRANDON	1	38			39
CARE 4 U MANAGEMENT, INC			39	100%	39
STEWART MEDICAL GROUP, INC		21	17	45%	38
CVS MINUTE CLINIC DIAGNOSTIC OF NORTH CAROL		32	6	16%	38
MAIN STREET MEDICAL CENTER OF CRESTVIEW PA		19	19	50%	38
HOMEWOOD RESIDENCE AT FREEDOM PLAZA		37	1	3%	38
AUTUMN OF SARASOTA		12	26	68%	38
Bon Secours Maria Manor		33	5	13%	38
STETSON UNIVERSITY STUDENT HEALTH CENTER		3	35	92%	38
CCRC @ SUNFLOWER LLC		35	3	8%	38
LAKE INTERNAL MEDICINE ASSOCIATES PA		32	6	16%	38
ATRIA SAN PABLO		36	2	5%	38
PREMISE HEALTH MIA		1	37	97%	38
ST JOSEPHS HOSPITAL SOUTH HOSPITAL			38	100%	38
MOLECULAR DIAGNOSTICS		5	33	87%	38
FLORIDA DEPARMENT OF HEALTH CLAY COUNTY		25	13	34%	38
EASTERN SHORE URGENT CARE		27	11	29%	38
BOND CLINIC, PA		9	29	76%	38
THE COLLIER AT NAPLES		36	1	3%	37
ACCURATE DIAGNOSTIC LAB		35	2	5%	37
NIGHT LITE PEDIATRIC CENTER		10	27	73%	37
CORRECTIONAL MEDICAL GROUP		27	10	27%	37
TAYLORVILLE FAMILY MEDICINE		30	7	19%	37
HR SARASOTA OPERATOR LLC		25	12	32%	37
COLONY CARE CENTER		27	10	27%	37
FAMILY EXTENDED CARE OF SEBRING INC		35	2	5%	37
BRANDON COMMUNITY HEALTH CENTER		29	8	22%	37
CONNECTICUT DEPARTMENT OF HEALTH		22	15	41%	37
HOLZER HEALTH CENTER		5	32	86%	37
ST AUGUSTINE PEDIATRIC ASSOC		33	4	11%	37
PATHOGENIUS LABORATORIES		30	7	19%	37
PONCE THERAPY CARE CENTER		34	3	8%	37
BULLS HEAD URGENT CARE		35	2	5%	37
INNOVATION CLINICAL TRIALS, INC			37	100%	37
ONE MILO		37			37
LIGHTHOUSE PEDIATRICS OF NAPLES		33	4	11%	37
ANDALUSIA HEALTH		20	17	46%	37
HARMONY HEALTH OPCO, LLC		15	21	58%	36
ST JOSEPHS CHILDRENS OUTREACH			36	100%	36
MINUTECLINIC DIAGNOSTIC OF NORTH CAROLINA		35	1	3%	36
MAKO MEDICAL		21	15	42%	36
ADVENTHEALTH MEDICAL GROUP MULTISPECIALTY			36	100%	36
LPG CONVENIENT CARE AT METRO		33	3	8%	36
WASHINGTON COUNTY HEALTH DEPARTMENT		24	12	33%	36

COVID-19: testing by laboratory

Data through Mar 18, 2021 verified as of Mar 19, 2021 at 09:25 AM

Data in this report are provisional and subject to change.

The numbers in the table below represent the number of Florida and non-Florida residents for whom test results were received by the Department of Health. A person can be tested by more than one laboratory and can have both positive and negative results. **Therefore, the sum of the numbers in each column will be larger than the total number of people tested.**

Reporting lab	Inconclusive	Negative	Positive	Percent positive	Total
SHERMAN-ABRAMS LABORATORY INC		32	4	11%	36
BELVEDERE COMMONS OF SUN CITY CENTER		36			36
MINUTECLINIC DIAGNOSTIC OF RHODE ISLAND, LLC #1544		35	1	3%	36
PROFESSIONAL PEDIATRICS		34	2	6%	36
BVL/LITTLE ANGEL PEDIATRICS		36			36
THE MEDICAL GROUP OF SOUTH FLORIDA INC		33	3	8%	36
BENTON HOUSE OF CLERMONT		35			35
PALM POINT BEHAVIORAL HEALTH		35			35
PARKSIDE HEALTH AND REHABILITATION CENTER			35	100%	35
NEUROINTERNATIONAL SARASOTA		32	3	9%	35
WUESTHOFF MEMORIAL HOSPITAL			35	100%	35
DOCTORS CENTER PA,THE		33	2	6%	35
ST. MARYS MEDICAL CENTER		1	34	97%	35
CDR MAGUIRE - MIAMI BEACH CC MISSION 17388		2	33	94%	35
UNIVERSITY HOSPITAL		30	5	14%	35
ADVENT HEALTH - FISH MEMORIAL		2	33	94%	35
VIKOR SCIENTITIC		5	30	86%	35
BIOREFERENCE LABORATORIES INC		3	32	91%	35
MAINSTREET FAMILY URGENT CARE		1	34	97%	35
ALWAYS BEST CARE SENIOR SERVICES		32	3	9%	35
P23 LABS		35			35
SANTA BARBARA CARE CENTER		19	16	46%	35
CAREHERE LAKE SCHOOLS EMPLOYEE HEALTH CENTER		24	11	31%	35
ADULT MEDICINE OF LAKE COUNTY INC			35	100%	35
NCHD		21	14	40%	35
POARCH BANC CREEK INDIANS TRIBAL HEALTH DEPARTMENT			35	100%	35
PATHGROUP		9	26	74%	35
COLLIER HMA PHYSICIAN MANAGEMENT LLC		27	8	23%	35
IRL		4	31	89%	35
ISLAND LAKE CENTER		14	21	60%	35
BOCA TOXICOLOGY LLC		33	2	6%	35
VETERANS AFFAIRS MEDICAL CENTER - NEW YORK HARBOR		33	1	3%	34
BASSETTI MEDICAL RESEARCH INC		28	6	18%	34
RASHDA ALBIBI M.D. P.A.		31	3	9%	34
D W MCMILLAN MEMORIAL HOSPITAL		23	11	32%	34
FHMG-FLORIDA HOSPITAL MEDICAL GROUP		25	9	26%	34
ST LUCIE COUNTY JAIL		25	9	26%	34
LPG PULMONOLOGY-COCONUT POINT		29	5	15%	34
JOHN KNOX VILLAGE OF CENTRAL FLORIDA		30	4	12%	34
TUSCAN GARDENS OF DELRAY BEACH MANAGEMENT COMPANY,		34			34
ADVENTHEALTH MEDICAL GROUP FAMILY MEDICINE		29	5	15%	34
LONG TERM CARE OF GULF BREEZE LLC		30	4	12%	34
PECONIC BAY MEDICAL CENTER LABORATORY		26	8	24%	34
HARBORCHASE OF WELLINGTON CROSSING		32	2	6%	34
ASHTON PLACE	3	27	4	12%	34
ENCOMPASS HEALTH REHABILITATION HOSPITAL OF LARGO		31	3	9%	34

COVID-19: testing by laboratory

Data through Mar 18, 2021 verified as of Mar 19, 2021 at 09:25 AM

Data in this report are provisional and subject to change.

The numbers in the table below represent the number of Florida and non-Florida residents for whom test results were received by the Department of Health. A person can be tested by more than one laboratory and can have both positive and negative results. **Therefore, the sum of the numbers in each column will be larger than the total number of people tested.**

Reporting lab	Inconclusive	Negative	Positive	Percent positive	Total
FLORIDA PEDIATRIC GROUP PA		28	6	18%	34
SOUTHCOR LABORATORY		4	30	88%	34
ROADS PEDIATRICS,LLC		32	2	6%	34
MEDCOMP SCIENCES			34	100%	34
THE SPRINGS OF PARC HILL		33	1	3%	34
WALGREENS COVID-19		27	7	21%	34
PARAMOUNT WALK-IN CLINIC		1	33	97%	34
REDI-MED WALK IN FAMILY CLINIC			34	100%	34
AYERS NURSING AND REHABILITATION CENTER		34			34
BAY STREET PHARMACY		32	2	6%	34
RESIDENTIAL PLAZA AT BLUE LAGOON INC		30	3	9%	33
ALAN A SMITH MD LLC		31	2	6%	33
METRO KNOXVILLE HMA		25	8	24%	33
JACKSON HEALTH SYSTEM		2	31	94%	33
VETERAN AFFAIRS MEDICAL CENTER - JAMES J PETERS		30	3	9%	33
CENTRAL FLORIDA HEALTH CARE INC WAUCHULA SITE 2		26	7	21%	33
AHSE ROP		32	1	3%	33
CORAL HOUSE ASSISTED LIVING COMMUNITY LLC		33			33
VANDERBILT UNIVERSITY MEDICAL CENTER		29	4	12%	33
VILLA COURT LLC		33			33
FAMILY AND INTERNAL MEDICINE AT AVALON PARK		29	4	12%	33
MINUTECLINIC DIAGNOSTIC OF MICHIGAN		30	3	9%	33
Kensington Gardens		33			33
WALK IN MEDICAL URGENT CARE		33			33
JAMAICA HOSPITAL MEDICAL CENTER		29	4	12%	33
AMBRY GENETICS CORPORATION	23	10			33
PHYSICIAN ASSOCIATES LLC		26	7	21%	33
BOND CLINIC		3	30	91%	33
NEWPATH DIAGNOSTICS		25	8	24%	33
FLORIDA DEPARTMENT OF HEALTH IN MONROE COUNTY		27	6	18%	33
GREENRIDGE GROUP HOME	3	11	19	58%	33
SANFORD MOBILE LAB PGA TOUR		32	1	3%	33
PHOSPHORUS DIAGNOSTICS		27	6	18%	33
WESTWOOD NURSING AND REHABILITATION		28	5	15%	33
SOUTHEASTERN OUTPATIENT SURGERY CENTER		30	3	9%	33
PORT SAINT JOHN FAMILY PRACTICE		21	12	36%	33
NIGHT LITE PEDIATRICS URGENT CARE CENTER			33	100%	33
WELLMED AT NEW TAMPA		23	10	30%	33
Consulate Health Care of Orange Park		27	6	18%	33
WESTMINSTER ST AUGUSTINE		32			32
AMMON ANALYTICAL LABORATORIES		28	4	13%	32
PASSPORT HEALTH ORLANDO		32			32
OPIS COQUINA CENTER		32			32
VETERANS HOME			32	100%	32
TRIPLE O MEDICAL SERVICES INC		29	3	9%	32
BROOKDALE CANOPY OAKS			32	100%	32

COVID-19: testing by laboratory

Data through Mar 18, 2021 verified as of Mar 19, 2021 at 09:25 AM

Data in this report are provisional and subject to change.

The numbers in the table below represent the number of Florida and non-Florida residents for whom test results were received by the Department of Health. A person can be tested by more than one laboratory and can have both positive and negative results. **Therefore, the sum of the numbers in each column will be larger than the total number of people tested.**

Reporting lab	Inconclusive	Negative	Positive	Percent positive	Total
LAKE SHERIFF		31	1	3%	32
Heartland Health Care Center North Sarasota		18	14	44%	32
ALABAMA CLINICS		16	16	50%	32
MIDDLETOWN MEDICAL P C		23	9	28%	32
UNION MEDICAL CARE		32			32
FLORIDA PRESBYTERIAN HOMES INC		31	1	3%	32
COLORADO DEPARTMENT OF HEALTH LABORATORY SERVICES DIVISION			32	100%	32
LAKE COUNTY SCHOOLS EMPLOYEE HEALTH CENTER		21	11	34%	32
Life Care Center of Citrus County		31	1	3%	32
WARDE MEDICAL LABORATORY		24	8	25%	32
MINUTE CLINIC LLC #2216		30	2	6%	32
DCH REGIONAL MEDICAL CENTER LABORATORY		31	1	3%	32
TRADITIONAL HOME CARE INC		31	1	3%	32
UNIVERSITY MEDICAL CTR OF PRINCETON AT		30	2	6%	32
IPSUM DIAGNOSTICS		3	29	91%	32
SIDDH INC DBA SAN CARLOS PHARMACY		30	2	6%	32
SOMA MEDICAL CENTER PA #3			31	100%	31
HOLLISMED LLC		29	2	6%	31
EASYCARE WALK-IN CLINIC	1	11	19	61%	31
NAPHCARE, INC.		21	10	32%	31
ENT AND ALLERGY ASSOCIATES OF FLORIDA LLC		30	1	3%	31
JUPITER MEDICAL CENTER PHYSICIANS GROUP, INC		28	3	10%	31
ATLAN		26	5	16%	31
MICHAEL J D'AMBROSE MD PA		29	2	6%	31
LABCORP		13	18	58%	31
UR CARE FAMILY AND SPORTS MEDICINE			31	100%	31
COMMUNITY MEDICAL CARE CENTER INC			31	100%	31
DISCOVERY COMMONS AT BRADENTON		31			31
PREMIUM HEALTH SERVICES OF TAMPA BAY LLC		17	14	45%	31
PREMIER URGENT CARE CENTER LLC			31	100%	31
TANVIR H SHAGAR NP		26	5	16%	31
STATEN ISLAND UNIVERSITY HOSPITAL-POUCH		30	1	3%	31
FORT CAROLINE GARDENS, INC		29	2	6%	31
EVERLYWELL		18	13	42%	31
HEALTH FIRST - VIERA HOSPITAL		1	30	97%	31
ADVANCED URGENT CARE		12	19	61%	31
UNIPATH		24	7	23%	31
COLLIER ANESTHESIA PAIN LLC		31			31
ADVENTHEALTH MEDICAL GROUP FAMILY MEDICINE AT RDV		31			31
AMERICAN ESOTERIC LABORATORIES		15	16	52%	31
REGENCY PARK ASSISTED LIVING FACILITY		29	2	6%	31
FLAGLER HOSPITAL INC	2		29	94%	31
LabCorp L#09258130 M#09258125		12	19	61%	31
ADVENT HEALTH PRIMARY CARE PLUS, WINTER GARDEN		26	4	13%	30
ROCKLAND URGENT CARE FAMILY HEALTH NP		29	1	3%	30
MAGNOLIA DIAGNOSTICS, LLC		3	27	90%	30

COVID-19: testing by laboratory

Data through Mar 18, 2021 verified as of Mar 19, 2021 at 09:25 AM

Data in this report are provisional and subject to change.

The numbers in the table below represent the number of Florida and non-Florida residents for whom test results were received by the Department of Health. A person can be tested by more than one laboratory and can have both positive and negative results. **Therefore, the sum of the numbers in each column will be larger than the total number of people tested.**

Reporting lab	Inconclusive	Negative	Positive	Percent positive	Total
OAK HARBOR ASSISTED LIVING FACILITY		27	3	10%	30
CLINCLOUD, LLC			30	100%	30
LAKE MARY - STIRLING CENTER SUITE 202			30	100%	30
ARCPPOINT LABS OF WEST PALM BEACH			30	100%	30
FORT VALLEY STATE UNIVERSITY		29	1	3%	30
CITY OF CAPE CORAL		25	5	17%	30
THE TERRACE AT IVY ACRES ALF		11	19	63%	30
MEDICAL PAVILION CLINIC		19	11	37%	30
EP MEDICAL EQUIPMENT PHARMACY		27	3	10%	30
COUNTY OF LOS ANGELES			30	100%	30
AMEERAH LABS			30	100%	30
HERITAGE WATERSIDE		27	3	10%	30
WEINBERG VILLAGE		29	1	3%	30
PERDIDO URGENT CARE		1	29	97%	30
CHIPOLA MEDICAL ASSOCIATES		10	20	67%	30
CARILLON SPORTS AND FAMILY MEDICINE		23	7	23%	30
Okeechobee Health Care Facility		16	14	47%	30
Wiregrass Rehabilitation Center and Nursing Home		28	2	7%	30
OAKMONTE VILLAGE		29	1	3%	30
AMELIA ASSISTED LIVING FACILITY		30			30
BOCA BIOLISTIC REFERENCE LAB			30	100%	30
WINDSOR WOODS REHAB & HEALTHCARE CTR		29	1	3%	30
STEWART MELBOURNE HOSPITAL			29	100%	29
UNIV OF ROCHESTER-STRONG MEMORIAL HOSP		28	1	3%	29
SUNTREE INTERNAL MEDICINE		29			29
DUVAL COUNTY HEALTH DEPARTMENT		29			29
P4CLINICAL	3	2	24	83%	29
FAMILY CARE PARTNERS URGENT CARE LLC		23	6	21%	29
STUART REHABILITATION AND HEALTHCARE		14	15	52%	29
PALM GARDEN OF JACKSONVILLE		27	2	7%	29
FAST PACE MEDICAL CLINIC		26	3	10%	29
CITRUS CARE CLINIC			29	100%	29
COMPREHENSIVE CHILDCARE		23	6	21%	29
NEMOURS CHILDRENS CLINIC		22	7	24%	29
PANCARE HEALTH - BONIFAY K-8			29	100%	29
CENTER ONE SURGERY CENTER		24	5	17%	29
FLORIDA ENDOSCOPY & SURGERY CTR LLC		29			29
PRO HEALTH HARMONY		29			29
A AND R RESEARCH GROUP LLC		25	4	14%	29
BAPTIST PRIMARY BLACK CREEK SOUTH			29	100%	29
MINUTE CLINIC, LLC DBA MINUTECLINIC #4505		27	2	7%	29
RENAISSANCE SENIOR LIVING	1	28			29
LONG BEACH URGENT CARE		29			29
DAVID LAWRENCE CENTER		25	4	14%	29
CDC		17	12	41%	29
ROBERT H JENKINS JR VETERANS' DOMICILIARY HOME OF		26	3	10%	29

COVID-19: testing by laboratory

Data through Mar 18, 2021 verified as of Mar 19, 2021 at 09:25 AM

Data in this report are provisional and subject to change.

The numbers in the table below represent the number of Florida and non-Florida residents for whom test results were received by the Department of Health. A person can be tested by more than one laboratory and can have both positive and negative results. **Therefore, the sum of the numbers in each column will be larger than the total number of people tested.**

Reporting lab	Inconclusive	Negative	Positive	Percent positive	Total
SANDALWOOD NURSING CENTER		29			29
ADVENTHEALTH MEDICAL GROUP FAMILY & INTERNAL		10	19	66%	29
ISLAMORADA VILLAGE OF ISLANDS FIRE RESCUE		27	2	7%	29
CAPE CORAL HOSPITAL ABG LABORATORY		16	13	45%	29
NURSES HELPING HANDS INC ALF		29			29
GRAND VILLA OF NEW PORT RICHEY		22	7	24%	29
LEE COMMUNITY HEALTHCARE - LEHIGH		26	3	10%	29
RIVERHEAD URGENT CARE		27	1	4%	28
FAMILY CARE PARTNERS		18	10	36%	28
THORNBURG PEDIATRICS		26	2	7%	28
MINUTECLINIC DIAGNOSTIC OF RHODE ISLAND, LLC #212		28			28
MINUTECLINIC DIAGNOSTIC OF LOUISIANA		27	1	4%	28
KEY PRIMARY CARE			28	100%	28
INTERIM HEALTHCARE OF NORTHWEST FLORIDA INC		26	2	7%	28
PINELLAS INTERNAL MEDICINE ASSOCIATES	1	26	1	4%	28
ASTORIA HEALTH AND REHABILITATION CENTER		27	1	4%	28
SYNIVERSE WELLNESS CENTER		24	4	14%	28
LABORATORY ALLIANCE OF CENTRAL NEW YORK		27	1	4%	28
URGENT CARE CENTER			28	100%	28
BITTINGS APOTHECARY INC		24	4	14%	28
DOCTOR TODAY TLC LLC			28	100%	28
ST PETER'S BENDER LABORATORY		27	1	4%	28
LAKELAND NURSING AND REHABILITATION CENTER			28	100%	28
PALMS, THE		28			28
Signature Healthcare of Ormond		28			28
Cleveland Clinic Laboratories		4	24	86%	28
PULSE & REMEDY LLC		13	15	54%	28
NATIONAL MENTOR HEALTHCARE LLC			28	100%	28
CVS NY4098030POCT NEW YORK		28			28
CHILDREN'S MEDICAL CENTER			28	100%	28
UCLA HEALTHCARE CLINICAL LABS		23	5	18%	28
EDEN AT CRESTVIEW		12	16	57%	28
PORT ST LUCIE HOSPITAL		25	3	11%	28
ACCESS 365 URGENT CARE		8	20	71%	28
MARION PEDIATRICS PA		21	7	25%	28
NORTH PINELLAS CHILDRENS MEDICAL CENTER			28	100%	28
MINUTE CLINIC DIAGNOSTIC OF SC, LLC #75		27	1	4%	28
BROOKDALE PHILLIPPI CREEK			28	100%	28
CERON PEDIATRICS & INTEGRATIVE MEDICIN		28			28
CIGNA PBSO WEST PALM			28	100%	28
ORANGE PEDIATRICS			28	100%	28
ACTIVE SENIOR LIVING		26	2	7%	28
GROWING TOGETHER PEDIATRICS, LLC		24	4	14%	28
LAKE PLACID HEALTH AND REHABILITATION		1	27	96%	28
TGH URGENT CARE - RIVERVIEW			27	100%	27
KIVA AT CANTERBURY, LLC		27			27

COVID-19: testing by laboratory

Data through Mar 18, 2021 verified as of Mar 19, 2021 at 09:25 AM

Data in this report are provisional and subject to change.

The numbers in the table below represent the number of Florida and non-Florida residents for whom test results were received by the Department of Health. A person can be tested by more than one laboratory and can have both positive and negative results. **Therefore, the sum of the numbers in each column will be larger than the total number of people tested.**

Reporting lab	Inconclusive	Negative	Positive	Percent positive	Total
UNION CHD		24	3	11%	27
JOSEPH SCHENKER MD PC DBA CENTERS URGENT		24	3	11%	27
SUNCOAST LABS			27	100%	27
CHILDRENS MEDICAL CENTER			27	100%	27
ATRIA LADY LAKE		27			27
SPANISH RIVER HIGH SCHOOL ESE		23	4	15%	27
EXPRESS CARE OF BELLEVIEW		27			27
UNIVERSITY OF ILLINOIS VETERINARY DIAG	1	25	1	4%	27
GRAND VILLA OF ALTAMONTE SPRINGS		20	7	26%	27
UNIVERSITY BEHAVIORAL CENTER		27			27
THE COMMONWEALTH OF MASSACHUSETTS		1	26	96%	27
BROOKDALE SOUTHPOINT			27	100%	27
BROWARD HEALTH IMPERIAL POINT NURSING			27	100%	27
WEISS PEDIATRIC CARE LLC		16	11	41%	27
MINUTE CLINIC DIAGNOSTIC OF VIRGINIA, LLC		27			27
JOSEF SCHENKER MD PC DBA CENTERS URGENT		25	2	7%	27
LOOP PEDIATRICS		22	5	19%	27
ORLANDO CLINICAL RESEARCH CENTER		25	2	7%	27
REHAB AND HEALTHCARE CENTER OF CAPE CORAL		27			27
MIGUEL E TREVINO MD PA		23	4	15%	27
VICK STREET MANOR		27			27
HEALTHPARK MEDICAL CENTER ABG LAB		26	1	4%	27
FIRST CHOICE PEDIATRICS LOOP		25	2	7%	27
SUNSHINE PEDIATRICS OF CENTRAL FLORIDA PL		25	2	7%	27
LEXINGTON PLACE SENIOR LIVING COMMUNITY		27			27
BROOKDALE UNIVERSITY HOSPITAL		25	2	7%	27
RESIDENCE AT BAY VUE		26	1	4%	27
MINUTECLINIC DIAGNOSTIC MEDICAL GROUP		25	2	7%	27
GULFSIDE HOSPICE INC		24	3	11%	27
WIREGRASS CLINIC LLC		22	5	19%	27
LOT HEALTH SERVICES	1	25			26
CAMP BOGGY CREEK		26			26
ABL MEDICAL CARE LLC			26	100%	26
MINUTE CLINIC DIAGNOSTIC OF VIRGINIA		21	5	19%	26
WAKULLA COUNTY HEALTH DEPARTMENT		12	14	54%	26
PULMONARY SPECIALISTS OF THE PALM BEACHES		16	10	38%	26
EAST HILL MEDICAL GROUP		17	9	35%	26
EPIC REFERENCE LABS INC			26	100%	26
CARE HERE		3	23	88%	26
COLORADO DEPARTMENT OF PUBLIC HEALTH AND ENVIRONMENT			26	100%	26
THE PALMS PHARMACY, INC		23	3	12%	26
RAINBOW PEDIATRICS		1	25	96%	26
VASSAR BROTHERS MEDICAL CENTER LABORATORY		25	1	4%	26
MARTHA'S HOUSE & ASSISTED LIVING FACILITY		26			26
MONTEFIORE NEW ROCHELLE HOSPITAL		24	2	8%	26
CARDIOLOGY AND MEDICINE ASSOCIATES INC		26			26

COVID-19: testing by laboratory

Data through Mar 18, 2021 verified as of Mar 19, 2021 at 09:25 AM

Data in this report are provisional and subject to change.

The numbers in the table below represent the number of Florida and non-Florida residents for whom test results were received by the Department of Health. A person can be tested by more than one laboratory and can have both positive and negative results. **Therefore, the sum of the numbers in each column will be larger than the total number of people tested.**

Reporting lab	Inconclusive	Negative	Positive	Percent positive	Total
DARDEN WELLNESS CENTER		23	3	12%	26
Clearwater Center		12	14	54%	26
STEINHATCHEE DRUGS		20	6	23%	26
PALM BEACH COUNTY FIRE RESCUE		24	2	8%	26
TREEHOUSE PEDIATRICS & FAMILY CARE		26			26
SANITAS		4	22	85%	26
GRAND LIVING AT LAKEWOOD RANCH		25	1	4%	26
HUNTINGTON STATION URGENT CARE		25	1	4%	26
THE MINIER URGENT CARE		20	6	23%	26
BOCA SIMON LAB		1	25	96%	26
HOLIDAY MEDICAL ASSOCIATES		1	25	96%	26
MONCRIEF ARMY HEALTH CLINIC			26	100%	26
STATCARE URGENT & WALK IN MEDICAL CARE		23	3	12%	26
ADVENT HEALTH PARTIN SETTLEMENT HEALTH PARK		18	8	31%	26
EXPRESS FAMILY CARE LLC		11	15	58%	26
URGENT FAMILY CARE INC		23	3	12%	26
OAKTREE HEALTHCARE			26	100%	26
GASTROENTEROLOGY ASSOCIATES OF PENSACOLA PA		23	3	12%	26
GOOD SAMARITAN HOSPITAL LABORATORY		23	3	12%	26
LAKES DIALYSIS CENTER INC			26	100%	26
PINELLAS 1 HOME HEALTH CARE CORP		26			26
WEST BROWARD CARE CENTER		24	2	8%	26
PARK MEADOWS HEALTH AND REHABILITATION CENTER		25			25
ARCPPOINT LABS OF FORT LAUDERDALE		25			25
MADWAR		19	6	24%	25
WOMENS CARE FLORIDA LABORATORY		25			25
ASSISTED LIVING OF BROWARD		25			25
MARYLAND DEPARTMENT OF HEALTH			25	100%	25
TALLAHASSEE DEVELOPMENTAL CENTER		24	1	4%	25
BUREAU OF PUBLIC HEALTH	1	5	19	76%	25
Summit Medical Group Westfield Lab		22	3	12%	25
MINUTECLINIC, LLC #4230		21	4	16%	25
MINIMALLY INVASIVE VASCULAR INC		23	2	8%	25
FEDERAL PRISON CAMP PENSACOLA			25	100%	25
DELRAY BEACH FACIAL PLASTIC SURGERY		25			25
COOPER HEALTHCARE		22	3	12%	25
JOSEF SCHENKER MD PC		25			25
CITY OF OCALA EMPLOYEE HEALTH AND WELLNESS CENTER		21	4	16%	25
CANTON-POTSDAM HOSPITAL LABORATORY		24	1	4%	25
COASTAL COMPLETE CARE		11	14	56%	25
ADVENT HEALTH - LAKE MARY PEDIATRICS		16	9	36%	25
COASTAL SKIN SURGERY AND DERMATOLOGY		18	7	28%	25
WESTPAC LABS		1	24	96%	25
MINUTECLINIC DIAGNOSTIC OF TEXAS		22	3	12%	25
BAYCARE HEALTH SYSTEMS, LLC			25	100%	25
THE WATERMARK AT VISTAWILLA		25			25

COVID-19: testing by laboratory

Data through Mar 18, 2021 verified as of Mar 19, 2021 at 09:25 AM

Data in this report are provisional and subject to change.

The numbers in the table below represent the number of Florida and non-Florida residents for whom test results were received by the Department of Health. A person can be tested by more than one laboratory and can have both positive and negative results. **Therefore, the sum of the numbers in each column will be larger than the total number of people tested.**

Reporting lab	Inconclusive	Negative	Positive	Percent positive	Total
MD BEAUTY LABS, PA		23	2	8%	25
COASTAL LABORATORIES OF FLORIDA		22	3	12%	25
GREEN GABLES ASSISTED LIVING FACILITY		25			25
RJ LEE GROUP	1	23	1	4%	25
SOUTH FLORIDA DIALYSIS CENTER		8	17	68%	25
ST. CLOUD HOSPITAL		20	5	20%	25
PHYSICIANS PRIMARY CARE OF SW FLORIDA PL		24			24
CARENOW - DOWNTOWN NORTH GULCH		23	1	4%	24
MAYO CLINIC JACKSONVILLE		1	23	96%	24
STATE LAB		2	22	92%	24
EC OPCO TIMBERLIN PARC LLC		24			24
MADISON COUNTY MEMORIAL HOSP		12	12	50%	24
GRAND VILLA OF ST. PETERSBURG		22	2	8%	24
HIGHLANDS COUNTY FIRE RESCUE		24			24
HERITAGE OAKS ASSISTED LIVING & MEMORY CARE		20	4	17%	24
SUMMIT MEDICAL GROUP - 75 E NORTHFIELD		22	2	8%	24
COMMUNITY HEALTH OF SOUTH FLORIDA			24	100%	24
AVENTIS BIO-SERVICES CTL		24			24
PALMETTO PEDIATRICS			24	100%	24
ENGLEWOOD HOSPITAL AND MEDICAL CENTER		19	5	21%	24
CENTERPLACE HEALTH		3	21	88%	24
SENIOR LIVING IV SUN CITY LLC		17	7	29%	24
PARK WEST MEDICAL CENTER		23	1	4%	24
THE CHAPPEL GROUP RESEARCH		24			24
VILLAGES REHABILITATION AND NURSING CENTER		24			24
ATRIA AT ST JOSEPHS		24			24
PALMS MEDICAL GROUP - LAKE CITY WEST		3	21	88%	24
IMMEDIATE CARE PA		20	4	17%	24
PHYSICIANS STAT		3	21	88%	24
CSH LAKE ORIENTA LP		24			24
ALAN SERURE MD		24			24
COURTYARDS OF ORLANDO		24			24
PACIFICA SENIOR LIVING FORT MYERS		15	9	38%	24
MED PLUS FLORENCE		20	4	17%	24
AIR, LAND & SEA PHYSICALS & CONSULTATIONS, LLC		23	1	4%	24
HEALTH MED CENTERS		24			24
SUNQUEST		3	21	88%	24
MINUTECLINIC DIAGNOSTIC OF PENNSYLVANI		23	1	4%	24
HUNT CLUB PEDIATRIC ASSOCIATES LLC		20	4	17%	24
MID FLORIDA PATHOLOGY LLC		23	1	4%	24
URGENT CARE USA			24	100%	24
DAVENPORT PEDIATRICS CLERMONT PA		22	2	8%	24
ADVENT HEALTH MEDICAL GROUP- FAMILY MEDICINE AT DR. PHILIPS		19	5	21%	24
SENIOR HEALTH OF WINTER PARK DUNDEE		24			24
VIRTUA		20	4	17%	24
HENNEPIN COUNTY MEDICAL CENTER (HCMC)		13	11	46%	24

COVID-19: testing by laboratory

Data through Mar 18, 2021 verified as of Mar 19, 2021 at 09:25 AM

Data in this report are provisional and subject to change.

The numbers in the table below represent the number of Florida and non-Florida residents for whom test results were received by the Department of Health. A person can be tested by more than one laboratory and can have both positive and negative results. **Therefore, the sum of the numbers in each column will be larger than the total number of people tested.**

Reporting lab	Inconclusive	Negative	Positive	Percent positive	Total
RAINBOW PEDIATRIC CENTER		2	22	92%	24
WESTMINSTER WOODS ON JULINGTON CREEK		22	2	8%	24
PRIME CARE ONE LLC/HARBORCHASE OF VENICE			24	100%	24
PBSO WEST PALM FAMILY PRACTICE		1	23	96%	24
ROWLETT MIDDLE ACADEMY		22	2	8%	24
SPRINGWOOD COURT		19	5	21%	24
LABORATORY DYNAMICS		20	4	17%	24
ADVENT HEALTH EXPRESS		9	15	63%	24
THE LODGE AND REHABILITATION CENTER		9	15	63%	24
MAGNOLIA PEDIATRICS		4	20	83%	24
MINUTECLINIC, LLC #08366		19	5	21%	24
LPG PRIMARY CARE AT PINE ISLAND		22	2	8%	24
SHORE MEMORIAL HOSPITAL		21	3	13%	24
WELLOW URGENT CARE		23	1	4%	24
Grand Villa of Clearwater		22	2	8%	24
TARPON BAYOU CENTER			24	100%	24
WELLMED AT PLANT CITY		11	12	52%	23
WUESTHOFF MEDICAL CENTER-MELBOURNE			23	100%	23
CARE CENTERS OF NASSAU LLC MINER ROAD NORTH		23			23
UNIV OF NORTH ALABAMA HEALTH CENTER		22	1	4%	23
LEE PHYSICIAN GROUP		20	3	13%	23
NEW JERSEY		22	1	4%	23
ISLAND COAST PEDIATRICS PA		22	1	4%	23
LABORATORY MEDICINE CONSULTANTS-LMC PA		21	2	9%	23
EMORY BENNETT VETERANS NURSING HOME	1	22			23
MINUTE CLINIC DIAGNOSTIC OF NEW JERSEY		22	1	4%	23
LEE MEMORIAL HEALTH SYSTEM		20	3	13%	23
OMEGA LABORATORIES		19	4	17%	23
NOBLE SENIOR LIVING		3	20	87%	23
SARASOTA MEMORIAL NURSING & REHABILITATION CTR		23			23
NEWYORK-PRESBYTERIAN/ LAWRENCE HOSPITAL LABORATORY		21	2	9%	23
TIFFANY LAKE CARE CENTERS INC		23			23
PM PEDIATRICS		22	1	4%	23
LAKEVIEW HEALTH CARE SYSTEMS		9	14	61%	23
TOTAL ACCESS URGENT CARE			23	100%	23
Jacaranda Manor		22	1	4%	23
MEDEXPRESS URGENT CARE - BLOOMINGTON		20	3	13%	23
SANFORD PEDIATRIC ASSOCIATES, PA		21	2	9%	23
ROSLYN URGENT CARE		23			23
WOODHOUSE INC		17	6	26%	23
GENETIC TECHNOLOGICAL INNOVATIONS, LLC		11	12	52%	23
ADVENTHEALTH MEDICAL GROUP PULMONOLOGY		20	3	13%	23
LEE MEMORIAL HEALTH SYSTEM D/B/A LEE COMMUNITY		21	2	9%	23
UF HEALTH NORTH JACKSONVILLE			23	100%	23
GREENSBORO PATHOLOGY LLC		23			23
CORE LABORATORY		1	22	96%	23

COVID-19: testing by laboratory

Data through Mar 18, 2021 verified as of Mar 19, 2021 at 09:25 AM

Data in this report are provisional and subject to change.

The numbers in the table below represent the number of Florida and non-Florida residents for whom test results were received by the Department of Health. A person can be tested by more than one laboratory and can have both positive and negative results. **Therefore, the sum of the numbers in each column will be larger than the total number of people tested.**

Reporting lab	Inconclusive	Negative	Positive	Percent positive	Total
UNIVERSITY HILLS HEALTH AND REHABILITATION CENTER		18	5	22%	23
NOVANT HEALTH		17	6	26%	23
CLEARWATER EMPLOYEE HEALTH CLINIC		7	16	70%	23
CRESTVIEW IMMEDIATE CARE LL			23	100%	23
BROOKWOOD BAPTIST MEDICAL CENTER		22	1	4%	23
FINLAY C. LABORATORY		3	20	87%	23
EGL GENETIC DIAGNOSTICS		1	22	96%	23
CARLOS F FUSTER MD PA		21	2	9%	23
MOBILE DIVISION LABORATORY		7	15	68%	22
CARESPOT		2	20	91%	22
ADVANCED URGENT CARE CENTER		7	15	68%	22
Rehabilitation Center of the Palm Beaches		22			22
CHARLOTTE CHD PORT CHARLOTTE		18	4	18%	22
ELAN SPANISH SPRINGS		4	18	82%	22
WILLAMETTE VALLEY TOXICOLOGY LLC		20	2	9%	22
OLIVE BRANCH HEALTH AND REHABILITATION CENTER			22	100%	22
HARBOUR ISLAND PEDIATRICS		13	9	41%	22
TOTTENVILLE CIRCLE URGENT CARE		22			22
FAMILY AND AFTER HOURS CARE		22			22
South Heritage Health and Rehab		22			22
PHYSICIANS CARE		19	3	14%	22
SOLE HEALTH LLC		22			22
ROCKLEDEGE REGIONAL MEDICAL CENTER		17	5	23%	22
HALIFAX HEALTH URGENT CARE		4	18	82%	22
NAPHCARE INC		17	5	23%	22
DALE MEDICAL CENTER		17	5	23%	22
GLEN COVE HOSPITAL		22			22
GILCHRIST COUNTY JAIL		20	2	9%	22
ORTHOPAEDIC SURGERY CENTER		22			22
JUST FOR KIDS PEDIATRICS		5	17	77%	22
SUMMERGATE PHARMACY		20	2	9%	22
MORNINGSIDE MANOR & VILLA ADULT CARE C		22			22
KELLY'S ASSISTED LIVING FACILITY		22			22
APOLLO SURGERY CENTER		20	2	9%	22
ORLANDO FAMILY MEDICINE		8	14	64%	22
DIACARTA INC.		22			22
PULSE MEDICAL GROUP INC			22	100%	22
SEAGRASS VILLAGE			22	100%	22
MINUTECLINIC DIAGNOSTIC OF TN, PC 374		18	4	18%	22
FORT PIERCE FAMILY CARE INC		16	6	27%	22
FLORIDA HOSPITAL LABS		12	10	45%	22
FORT SANDERS REGIONAL LABORATORY		22			22
BAYLOR GENETICS		10	12	55%	22
FLORENCE J HUNT STUDENT WELLNESS CENTER - HEALTH SERVICES (ABBOTT)		22			22
MARATHON HEALTH FOR LIFE		19	3	14%	22
NORTHWEST FLORIDA COMMUNITY HOSPITAL 3RD FLOOR		20	2	9%	22

COVID-19: testing by laboratory

Data through Mar 18, 2021 verified as of Mar 19, 2021 at 09:25 AM

Data in this report are provisional and subject to change.

The numbers in the table below represent the number of Florida and non-Florida residents for whom test results were received by the Department of Health. A person can be tested by more than one laboratory and can have both positive and negative results. **Therefore, the sum of the numbers in each column will be larger than the total number of people tested.**

Reporting lab	Inconclusive	Negative	Positive	Percent positive	Total
EBEIDS MD PEDIATRICS		19	3	14%	22
JUPITER MEDICAL CENTER			22	100%	22
Grand Villa of Deerfield Beach		20	2	9%	22
GRAND VILLA OF PINELLAS PARK		20	2	9%	22
HUNT CLUB MEDICAL		15	7	32%	22
ST VINCENT'S EAST		20	2	9%	22
TEN HEALTHCARE		6	16	73%	22
STEWART MEDICAL GROUP INC			22	100%	22
FLORIDA PEDIATRICS		6	16	73%	22
HOWARD BEACH URGENT CARE		21			21
TIMBERLANE LODGE ALF	1	13	7	33%	21
GRAND VILLA OF DEL RAY WEST		18	3	14%	21
UTAH DEPARTMENT OF HEALTH			21	100%	21
CLINICAL PATHOLOGY LABORATORIES SOUTHEAST			21	100%	21
CL BRUMBACK PRIMARY CARE CLINIC LANTANA		2	19	90%	21
GERALD J KIVETT MD		19	2	10%	21
FLORIDA MEDICAL CLINIC - MULTI SPECIALTY CAMPUS		7	14	67%	21
ARDEN COURTS OF WINTER SPRINGS		18	3	14%	21
UPMC CHAUTAUQUA AT WCA LABORATORY		20	1	5%	21
ST JUDE CHILDRENS RESEARCH HOSPITAL		21			21
NEW YORK METHODIST HOSPITAL		17	4	19%	21
PRIMECARE OF DOTHAN-DALEVILLE CLINIC		16	5	24%	21
JEFFERSON K-12, A SOMERSET SCHOOL- CLINIC		17	4	19%	21
MINUTECLINIC DIAGNOSTIC OF TN PC #378		20	1	5%	21
NEW YORK PRESBYTERIAN - ALLEN HOSPITAL		21			21
ADEPT INPATIENT MEDICAL SERVICES PC		21			21
FLUSHING HOSPITAL MEDICAL CENTER		17	4	19%	21
ADIRONDACK MEDICAL CENTER		21			21
ROCKLEDGE FAMILY HEALTH			21	100%	21
INTERNATIONAL MEDICAL LABORATORY INC		21			21
Wesley Place on Honeysuckle		19	2	10%	21
PALM BAY FAMILY PRACTICE		4	17	81%	21
MORRIS PARK URGENT CARE		18	3	14%	21
MINUTECLINIC, LLC, DBA MINUTECLINIC #5		18	3	14%	21
UAH STUDENT HEALTH CENTER		14	7	33%	21
METROPOLITAN CHARITIES INC		19	2	10%	21
COASTAL FAMILY PRACTICE		13	8	38%	21
Casa Mora Rehabilitation & Extended Care		21			21
MINUTECLINIC, LLC, DBA MINUTECLINIC #2544		20	1	5%	21
CONNECTDX		6	15	71%	21
ERIC C MARSHAL MD, PC DBA MINUTECLINIC		20	1	5%	21
EXPRESS CARE OF TAMPA BAY LLC		2	19	90%	21
URGENT CARE USA LLC		1	19	95%	20
TENNESSEE DEPARTMENT OF HEALTH		15	5	25%	20
HOPE HEALTHCARE		20			20
LAKE HOWARD HEIGHTS	1	17	2	10%	20

COVID-19: testing by laboratory

Data through Mar 18, 2021 verified as of Mar 19, 2021 at 09:25 AM

Data in this report are provisional and subject to change.

The numbers in the table below represent the number of Florida and non-Florida residents for whom test results were received by the Department of Health. A person can be tested by more than one laboratory and can have both positive and negative results. **Therefore, the sum of the numbers in each column will be larger than the total number of people tested.**

Reporting lab	Inconclusive	Negative	Positive	Percent positive	Total
PEDIATRIC ASSOCIATES PA		17	3	15%	20
POINT OF CARE CLINICS PRIMARY CARE		20			20
REDITUS LABORATORIES			20	100%	20
MEDICAL EXPRESS CORP		18	2	10%	20
BETHESDA HEALTH PHYSICIAN GROUP INC			20	100%	20
HENDRY REGIONAL CORPORATE HEALTH			20	100%	20
CONSOLIDATED LAB SERVICES		10	10	50%	20
HEALTHY MINORS, LLC.		20			20
PROFESSIONAL PARK PEDIATRICS PA			20	100%	20
ODYSSEY HEALTHCARE OF MARION COUNTY, LLC		19	1	5%	20
MINUTECLINIC DIAGNOSTIC OF TN PC #320		12	8	40%	20
GUARDANT HEALTH		14	6	30%	20
WINTER PARK FAMILY PRACTICE LLC		17	3	15%	20
VIERA FAMILY MEDICINE AND WELLNESS		16	4	20%	20
DEPT OF VA MEDICAL CENTER - BAY PINES			20	100%	20
ST VINCENTS AMBULATORY CARE INC DBA		17	3	15%	20
OHIO CVS STORES, LLC DBA		18	2	10%	20
A LILIKO'I PHARMACY LLC		19	1	5%	20
SONATA BOYNTON BEACH		18	2	10%	20
ESTATES MEDICAL CENTER		12	8	40%	20
SOUTH NASSAU COMMUNITIES HOSPITAL		16	4	20%	20
CVS NC3516POCT WINSTON SALEM		18	2	10%	20
CARESPOT OF NOCATEE		1	19	95%	20
BAY PEDIATRICS PA		18	2	10%	20
Sovereign Laboratory Services, LLC		17	3	15%	20
SOUTH CAROLINA DEPARTMENT OF HEALTH			20	100%	20
TGH MEDICAL GROUP LABORATORY CARROLLWOOD			20	100%	20
PONCE PLAZA NURSING & REHAB CENTER		4	16	80%	20
BAYFRONT HMA CONVENIENT CARE, LLC		2	18	90%	20
MARQUES PEDIATRICS			20	100%	20
GOOD SAMARITAN SOCIETY OF DAYTONA		16	4	20%	20
BEST MEDICAL CENTER		11	9	45%	20
MINUTECLINIC DIAGNOSTICS MEDICAL GROUP		19	1	5%	20
BROOKDALE MANDARIN CENTRAL		7	13	65%	20
MINUTECLINIC DIAGNOSTIC OF ILLINOIS L		15	5	25%	20
LAKE WORTH MANOR		19	1	5%	20
WINSHIPS PHARMACY INC		20			20
BRIDGEWAY HEALTH CLINICS INC			19	100%	19
TEXAS DEPARTMENT OF STATE HEALTH SERVICES		3	16	84%	19
WELLMED AT LAKE COPELAND		13	6	32%	19
BAYVIEW MEDICAL		19			19
BAPTIST MEMORIAL HEALTH CARE		17	2	11%	19
CHILDRENS CLINIC			19	100%	19
LOVING CARE OF THE TREASURE COAST LLC	1	13	5	26%	19
SOMA MEDICAL CENTER # 4		2	17	89%	19
BARTON FAMILY PRACTICE		8	11	58%	19

COVID-19: testing by laboratory

Data through Mar 18, 2021 verified as of Mar 19, 2021 at 09:25 AM

Data in this report are provisional and subject to change.

The numbers in the table below represent the number of Florida and non-Florida residents for whom test results were received by the Department of Health. A person can be tested by more than one laboratory and can have both positive and negative results. **Therefore, the sum of the numbers in each column will be larger than the total number of people tested.**

Reporting lab	Inconclusive	Negative	Positive	Percent positive	Total
FLORIDA COMMUNITY HEALTH CENTER OF ST. LUCIE		1	18	95%	19
ROYAL PALM MEDICAL GROUP, INC		19			19
INTEGRATED REGIONAL LABORATORIES - LARGO			19	100%	19
ASURANCE SCIENTIFIC LABORATORIES		19			19
JACKSON NORTH MEDICAL CENTER		2	17	89%	19
STONE WASH CLINICAL LABORATORIES		2	17	89%	19
FLORIDA HOSPITAL WINTER GARDEN		15	4	21%	19
NO NAME		8	11	58%	19
ALL PEDIATRIC CARE			19	100%	19
ANYLABTESTNOW		6	13	68%	19
CENTRAL FLORIDA PEDIATRIC URGENT CARE LLC		17	2	11%	19
SEVEN RIVERS REGIONAL MEDICAL CENTER		5	14	74%	19
ESOTERIX GENETIC LABORATORIES		16	3	16%	19
MEDI STATION			19	100%	19
EMERALD COAST HOSPICE - CRESTVIEW		19			19
COMMUNITY HOME HEALTH CARE		19			19
CLERMONT ADVENTHEALTH CENTRA CARE		1	18	95%	19
MINUTECLINIC DIAGNOSTIC OF NORTH		17	2	11%	19
NANO HEALTH ASSOCIATES LLC		19			19
OCEAN REEF MEDICAL CENTER, LLC			19	100%	19
Gulfport Rehabilitation Center		16	3	16%	19
GRACE WELLNESS CENTER		8	11	58%	19
MCWHORTER SCHOOL OF PHARMACY		19			19
SHELBY BAPTIST MEDICAL CENTER		14	5	26%	19
Citymd Of Lacey		16	3	16%	19
ST ELIZABETH MEDICAL CENTER LABORATORY		18	1	5%	19
DOCTORS MEDICAL CENTER OF WALTON COUNTY CLINIC			19	100%	19
GRAND VILLA OF ORMOND BEACH		16	3	16%	19
MINUTECLINIC DIAGNOSTIC PA		17	2	11%	19
OCEANSIDE URGENT CARE		19			19
MULBERRY'S MOBILE PROVIDER SERVICES LLC		5	14	74%	19
SIMEDHEALTH LLC		13	6	32%	19
KINDRED HOSPITAL OCALA		16	3	16%	19
CAREATC INC BRANDON	1	17	1	5%	19
FOX FAMILY PRACTICE		19			19
BAYCARE MEDICAL GROUP INC			19	100%	19
GENTIVA HEALTH SERVICES		17	2	11%	19
MINUTECLINIC DIAGNOSTIC OF NORTH CAROLINA PC		16	3	16%	19
LAB INTERMARKET FACILITY LAB		1	18	95%	19
ROSS MEDICAL GROUP			19	100%	19
REGENCY SQUARE MALL - SEARS		3	16	84%	19
HARLEM HOSPITAL CENTER		18	1	5%	19
MONROE COUNTY DETENTION CENTER			19	100%	19
MICHELLE S PAGE MD PA		18	1	5%	19
MED HEALTH SERVICES		18	1	5%	19
CARENOW URGENT CARE-BRENTWOOD		13	6	32%	19

COVID-19: testing by laboratory

Data through Mar 18, 2021 verified as of Mar 19, 2021 at 09:25 AM

Data in this report are provisional and subject to change.

The numbers in the table below represent the number of Florida and non-Florida residents for whom test results were received by the Department of Health. A person can be tested by more than one laboratory and can have both positive and negative results. **Therefore, the sum of the numbers in each column will be larger than the total number of people tested.**

Reporting lab	Inconclusive	Negative	Positive	Percent positive	Total
CARE POINT HEALTH & WELLNESS CENTER		19			19
URGENT TEAM		15	3	17%	18
OSCEOLA ALF OPERATOR, LLC DBA□		18			18
XPRESS WELLNESS URGENT CARE			18	100%	18
ENCOMPASS HOME HEALTH OF THE SOUTHEAST LLC		18			18
BOZEMAN HEALTH DEACONESS HOSPITAL		13	5	28%	18
ARTHREX MEDICAL CENTER EAST		14	4	22%	18
1 TOUCH TOTALCARE SOLUTIONS		17	1	6%	18
AUBURN COMMUNITY HOSPITAL		16	2	11%	18
IONA COLLEGE HEALTH & WELLNESS CENTER		18			18
ADVANCED HEALTHCARE ASSOCIATES		16	2	11%	18
ST. JUDES LABORATORIES		12	6	33%	18
MINUTECLINIC #8699		14	4	22%	18
MEDEMERGE		17	1	6%	18
MINUTECLINIC DIAGNOSTIC OF MICHIGAN PC		17	1	6%	18
MARION COUNTY HEALTH DEPARTMENT		17	1	6%	18
ACCESS HEALTH CARE PHYSICIANS LLC		6	12	67%	18
COMMONWEALTH OF MASSACHUSETTS			18	100%	18
NORTH FLORIDA PHARMACY		16	2	11%	18
MINUTECLINIC DIAGNOSTIC OF RHODE ISLAND, LLC #590		17	1	6%	18
GLEN OAKS URGENT CARE		17	1	6%	18
MADISON CORE LABORATORIES		17	1	6%	18
STATCARE URGENT AND WALK-IN MEDICAL CA		16	2	11%	18
MULBERRY CARE CENTER		12	6	33%	18
UM MILLER SCHOOL OF MEDICINE			18	100%	18
ADVENT HEALTH - KISSIMMEE		6	12	67%	18
MOORINGS PARK OAKSTONE AT GREY OAKS		17	1	6%	18
TOTAL RENAL LABORATORIES INC		13	5	28%	18
FAMILY CARE CYPRESS CREEK		1	17	94%	18
WALGREEN EASTERN CO, INC		18			18
BROWNE MEDICAL		16	2	11%	18
BAPTIST MEDICAL GRP URGENT CARE & OCC HEALTH AIRPO		18			18
COLUMBIA MEMORIAL HOSPITAL		18			18
ST VINCENT'S URGENT CARE		15	3	17%	18
TPCA CLINICAL LABORATORIES		15	3	17%	18
CABOT RESERVE ON THE GREEN		18			18
BAY COUNTY HEALTH DEPARTMENT		14	4	22%	18
GENERAL INTERNAL MEDICINE MEDICAL CTR CLINIC		13	5	28%	18
TRINITY MEDICAL ASSOCIATES LLC			18	100%	18
CAREHERE- LCS LEESBURG			18	100%	18
CRANES VIEW LODGE			18	100%	18
49D2045214PHYSICIAN OFFICE WAIVER MEDEXPRESS URGENT CARE - HARRISONBU		9	9	50%	18
PPD - IXLAYER		17	1	6%	18
ASCENSION ST VINCENT'S PRIMARY CARE		1	17	94%	18
BASSETTI & ASSOCIATES, MD, PA			18	100%	18
DIXIE COUNTY HEALTH DEPARTMENT		11	7	39%	18

COVID-19: testing by laboratory

Data through Mar 18, 2021 verified as of Mar 19, 2021 at 09:25 AM

Data in this report are provisional and subject to change.

The numbers in the table below represent the number of Florida and non-Florida residents for whom test results were received by the Department of Health. A person can be tested by more than one laboratory and can have both positive and negative results. **Therefore, the sum of the numbers in each column will be larger than the total number of people tested.**

Reporting lab	Inconclusive	Negative	Positive	Percent positive	Total
EAST RIDGE RETIREMENT VILLAGE		18			18
ST CATHERINE OF SIENA HOSPITAL		16	2	11%	18
THE VILLAGES HEALTH		12	6	33%	18
COLLEGE POINT URGENT CARE		15	3	17%	18
ENCOMPASS HEALTH REHABILITATION HOSPITAL OF SARASOTA		18			18
HELIX DIAGNOSTICS			18	100%	18
Z UROLOGY		18			18
MIDNIGHT MEDICINE			18	100%	18
HARTFORD HOSPITAL ANCILLARY LAB		17	1	6%	18
GRAND VILLA OF ENGLEWOOD		13	5	28%	18
AURORA DIAGNOSTICS		6	12	67%	18
UNIVERSITY OF ALABAMA - FUNGAL REFERENCE LABORATORY		12	5	29%	17
GENETIC TECHNOLOGICAL INNOVATIONS			17	100%	17
PALM BEACH GARDENS MEDICAL CENTER			17	100%	17
WALGREEN		9	8	47%	17
BAY BREEZE HEALTH AND REHABILITATION CENTER		9	8	47%	17
ELTINGVILLE CIRCLE URGENT CARE		16	1	6%	17
UVMMC MICROBIOLOGY		16	1	6%	17
INN AT LAKE SEMINOLE SQUARE, THE		17			17
STAT MEDICAL CLINIC III INC		11	6	35%	17
VALLEY IMMEDIATE CARE		15	2	12%	17
CARESPOT EXPRESS HEALTHCARE			17	100%	17
MD PLUS URGENT CARE, LLC			17	100%	17
MINUTECLINIC DIAGNOSTIC OF LOUISIANA,		16	1	6%	17
MARCO DRUGS AND COMPOUNDING		13	4	24%	17
RESOLVE MOLECULAR DIAGNOSTICS		13	4	24%	17
ROBERT WOOD JOHNSON UNIVERSITY HOSP		15	2	12%	17
HOUSE CALLS PROFESSIONAL LLC		14	3	18%	17
PRIMARY CARE MEDICINE	1	13	3	18%	17
SOUTH FLORIDA BAPTIST HOSPITAL			17	100%	17
HEALTHCARE NOW			17	100%	17
DIEGO FALLON MD PA		6	11	65%	17
WELLINGTON FAMILY PRACTICE		13	4	24%	17
REOPEN DIAGNOSTICS			17	100%	17
ALBIBI		1	16	94%	17
MAITLAND PRIMARY CARE		9	8	47%	17
PRATTVILLE BAPTIST HOSPITAL		13	4	24%	17
MI CASA DORADA ASSISTED LIVING FACILIT		17			17
THE CANOPY AT HARPER LAKE	1		16	94%	17
YUSRA MEDICAL ASSOCIATES PA		14	3	18%	17
PARRISH HEALTH CENTER		14	3	18%	17
WACO HHSSURGEWACO	1	14	2	12%	17
PRIMARY CARE WALK IN CLINIC PLLC			17	100%	17
UNIVERSITY LAB			17	100%	17
STATEN ISLAND UNIVERSITY HOSPITAL		16	1	6%	17
FORT WALTON BEACH DEVELOPMENTAL CENTER		16	1	6%	17

COVID-19: testing by laboratory

Data through Mar 18, 2021 verified as of Mar 19, 2021 at 09:25 AM

Data in this report are provisional and subject to change.

The numbers in the table below represent the number of Florida and non-Florida residents for whom test results were received by the Department of Health. A person can be tested by more than one laboratory and can have both positive and negative results. **Therefore, the sum of the numbers in each column will be larger than the total number of people tested.**

Reporting lab	Inconclusive	Negative	Positive	Percent positive	Total
URGENT CARE WEST CLINIC		14	3	18%	17
Floral Health and Rehabilitation, LLC		16	1	6%	17
TENDER CARE ALF		17			17
LAKELAND HILLS CENTER		10	7	41%	17
MASSACHUSETTS GENERAL HOSPITAL		1	16	94%	17
BAYFRONT FAMILY HEALTH CENTER			17	100%	17
REGENEXX TAMPA BAY		14	3	18%	17
JESSIE TRICE COMMUNITY HEALTH SYSTEM, INC		1	16	94%	17
BROOKDALE ST AUGUSTINE			17	100%	17
BROOKDALE CROWN POINT			17	100%	17
URGENT CARE AT LONGWOOD			17	100%	17
MINUTECLINIC DIAGNOSTIC OF TN PC #6435		15	2	12%	17
MINUTECLINIC MINUTECLINIC #8746		16	1	6%	17
BIG BEND HOSPICE INC		17			17
COAST MED URGENT CARE		16	1	6%	17
MEDEXPRESS URGENT CARE - TIMBERLAKE		15	1	6%	16
MIRIMUS INC		1	15	94%	16
MORTON PLANT MEASE			16	100%	16
ST AUGUSTINE PLANTATION		1	15	94%	16
ST JOSEPH HOSPITAL		15	1	6%	16
LAKEWOOD RANCH MEDICAL CENTER CLINICAL LAB			16	100%	16
MC DIAGNOSTIC OF CONNECTICUT, PC #775		15	1	6%	16
MEDEXPRESS URGENT CARE LEWISBURG		15	1	6%	16
PANAMA CITY VITAS HOSPICE		16			16
ASHRAF MEDICAL GROUP PLLC DBA PULSE M		15	1	6%	16
BAYFRONT MEDICAL			16	100%	16
MILLENNIUM PHYSICIAN GRP LLC NAPLES PINE RIDGE			16	100%	16
LYNN KEEFE, MD PEDIATRICS		13	3	19%	16
ADVENT HEALTH - ZEPHYRHILLS			16	100%	16
JS HEALTHCARE INC		16			16
MINUTECLINIC DIAGNOSTIC OF TN PC #6363		13	3	19%	16
ALL FLORIDA FAMILY & SPORTS MEDICINE		15	1	6%	16
EDWARD S BENNETT MD PLLC		16			16
MEDICINE AT LONGWOOD		16			16
FRUITVILLE URGENT CARE			16	100%	16
ABC PEDIATRICS OF PORT ST LUCIE		14	2	13%	16
PRO HEALTH FAMILY PHYSICIANS, NYSTROM		16			16
MIAMI BEACH MEDICAL GROUP			16	100%	16
NOVANT HEALTH GOHEALTH URGENT CARE-HARRISBURG		8	8	50%	16
CALLAWAY CLINIC		11	5	31%	16
BVL PEDIATRICS		14	2	13%	16
CLEVELAND CLINIC FLORIDA		1	15	94%	16
Lab MSMC Hialeah			16	100%	16
TREASURE ISLE LLC		16			16
CARE NOW, INC		12	4	25%	16
INTERNAL MEDICINE ASSOCIATES & SPECIALTIES INC		15	1	6%	16

COVID-19: testing by laboratory

Data through Mar 18, 2021 verified as of Mar 19, 2021 at 09:25 AM

Data in this report are provisional and subject to change.

The numbers in the table below represent the number of Florida and non-Florida residents for whom test results were received by the Department of Health. A person can be tested by more than one laboratory and can have both positive and negative results. **Therefore, the sum of the numbers in each column will be larger than the total number of people tested.**

Reporting lab	Inconclusive	Negative	Positive	Percent positive	Total
MEDEXPRESS URGENT CARE, MOON TOWNSHIP		15	1	6%	16
PROMEDICA LABORATORIES		11	5	31%	16
SRMC AVALON		9	7	44%	16
CRUCIAL CARE		10	6	38%	16
NORTHWEST FLORIDA ENT, PA		5	11	69%	16
BONIFAY NURSING AND REHABILITATION CENTER			16	100%	16
JOSEPH MIGNOGNA		13	3	19%	16
CVS MINUTE CLINIC DIAGNOSTIC OF TEXAS LLC		12	4	25%	16
SOMA MEDICAL CENTER PA			16	100%	16
FORT HAMILTON URGENT CARE		16			16
CLEVELAND CLINIC			16	100%	16
FAST TRACK URGENT CARE CENTER - TYRONE			16	100%	16
NORTHWEST FLORIDA SLEEP		1	15	94%	16
MORTON PLANT NORTH BAY HOSPITAL			16	100%	16
AURORA UNIVERSITY WELLNESS CENTER		16			16
EAR NOSE & THROAT ASSOCIATES OF MANATEE PA		16			16
MEDEXPRESS URGENT CARE - ROBINSON TWP, STEUBENVILLE PIKE		14	2	13%	16
ORANGE REGIONAL MEDICAL CENTER LABORATORY		13	3	19%	16
OPTIMAL CARE PEDIATRICS		2	14	88%	16
OKEECHOBEE HEALTHCARE FACILITY			16	100%	16
PEACHTREE IMMEDIATE CARE			16	100%	16
HEALTH CENTRAL HOSPITAL			16	100%	16
URGENT CARE CLINIC OF LINCOLN		14	2	13%	16
HODGES CLUSTER		2	14	88%	16
Grand Villa of Dunedin		10	6	38%	16
STARLING AT NOCATEE			16	100%	16
XERA MED RESEARCH			16	100%	16
COMMUNITY HEALTH OF SOUTH FLORIDA INC			16	100%	16
GRAND VILLA OF BOYNTON BEACH		15	1	6%	16
HUDSON VALLEY HOSPITAL CENTER LABORATORY		14	1	7%	15
MILTON 4707		15			15
BESSENT ROAD GROUP HOME		15			15
KETAMINE HEALTH CENTERS AT BONITA SPRINGS, LLC		15			15
BRYAN WHITFIELD MEMORIAL HOSPITAL		10	5	33%	15
AJU GEORGE MD PA			15	100%	15
WALGREENS #04618		14	1	7%	15
SMH PHYSICIAN SERVICES INC		14	1	7%	15
RICH STREET GROUP HOME		8	7	47%	15
INTERMOUNTAIN CENTRAL LAB		1	14	93%	15
Astoria Health and Rehab		15			15
MEDLAB ASSOCIATES LLC		15			15
EASTLAKE PEDIATRICS - TRINITY		15			15
HOLLEY-NAVARRE MEDICAL CLINIC		5	10	67%	15
FLORIDA MEDICAL CLINIC IM MLK		10	5	33%	15
TNC WALK IN CLINIC		10	5	33%	15
OPTIONS FOR SENIORS INC DBA PALM KREST MANOR		12	3	20%	15

COVID-19: testing by laboratory

Data through Mar 18, 2021 verified as of Mar 19, 2021 at 09:25 AM

Data in this report are provisional and subject to change.

The numbers in the table below represent the number of Florida and non-Florida residents for whom test results were received by the Department of Health. A person can be tested by more than one laboratory and can have both positive and negative results. **Therefore, the sum of the numbers in each column will be larger than the total number of people tested.**

Reporting lab	Inconclusive	Negative	Positive	Percent positive	Total
FLORIDA DEPARTMENT OF HEALTH IN HILLSBOROUGH COUNTY		1	14	93%	15
ADVENT HEALTH - WINTER HAVEN		8	7	47%	15
BAPTIST MEDICAL CENTER EAST		11	4	27%	15
LPG PRIMARY CARE AT BONITA BAY LIFESTYLE CENTER		14	1	7%	15
TELEVISIT MALABAR PEDIATRICS		5	10	67%	15
CLINIC OF PEDIATRICS & GI MEDICINE INC		1	14	93%	15
ENCOMPASS HEALTH REHABILITATION HOSPITAL OF PANAMA CITY		10	5	33%	15
UNIVERSITY OF MIAMI MILLER SCHOOL			15	100%	15
CVA MINUTE CLINIC DIAGNOSTIC OF VIRGINIA, LLC		15			15
CVS NC7588POCT ASHEVILLE		12	3	20%	15
UNIVERSITY HOSPITAL UC HEALTH		11	4	27%	15
ST ANTHONY'S HOSP PATIENT CARE SERVICE			15	100%	15
TMH FSU RAPID LABORATORY		2	13	87%	15
BAPTIST PEDIATRICS		12	3	20%	15
UNAVAILABLE/UNKNOWN/NO INFORMATION FOUND			15	100%	15
PRIMARY CARE SPECIALISTS OF ORLANDO LLC		12	3	20%	15
FAMILY CARE			15	100%	15
PATHLINE			15	100%	15
HEALTH MED HOME CARE, LLC		15			15
MEADOWCREST MOLECULAR DIAGNOSTICS, LLC			15	100%	15
FAMILY CARE CENTER OF ARLINGTON		10	5	33%	15
RAYMOND BASRI MD		15			15
ESTATES MEDICAL CENTER INC		4	11	73%	15
SINAI HOSPITAL OF BALTIMORE		15			15
BAYCARE MEDICAL GROUP INC			15	100%	15
WALK IN URGENT CARE			15	100%	15
ORLANDO HEALTH		2	13	87%	15
HUNTINGTON URGENT CARE		14	1	7%	15
OAKMONTE VILLAGE OF DAVIE			15	100%	15
CVS NC7047POCT DURHAM		15			15
NOVALIFE MEDSPA			15	100%	15
CUSTEAD CARE CENTER HAVEN HOSPICE		12	3	20%	15
DIATHERIX		13	2	13%	15
BLOUNT MEMORIAL HOSPITAL		13	2	13%	15
MINUTECLINIC DIAGNOSTIC OF TN PC #566		13	2	13%	15
MINUTE-CLINIC DIAGNOSTIC OF VIRGINIA		12	2	14%	14
SARASOTA - ROBERT L TAYLOR COMMUNITY CENTER□		1	13	93%	14
MINUTE CLINIC		1	13	93%	14
1ST PRIORITY LAB SERVICES		14			14
SURGERY CENTER OF CORAL GABLES LLC,THE		11	3	21%	14
MONTEFIORE ST LUKE'S CORNWALL HOSPITAL		10	4	29%	14
DAVITA DIALYSIS		4	10	71%	14
MIAMI BEACH MEDICAL GROUP LLC			14	100%	14
EPIPHANY HEALTH		8	6	43%	14
TLC FAMILY CARE HOME INC		14			14
SOUTHEASTERN UNIVERSITY INC		14			14

COVID-19: testing by laboratory

Data through Mar 18, 2021 verified as of Mar 19, 2021 at 09:25 AM

Data in this report are provisional and subject to change.

The numbers in the table below represent the number of Florida and non-Florida residents for whom test results were received by the Department of Health. A person can be tested by more than one laboratory and can have both positive and negative results. **Therefore, the sum of the numbers in each column will be larger than the total number of people tested.**

Reporting lab	Inconclusive	Negative	Positive	Percent positive	Total
HEALTHFIRST ADVENT HEALTH CENTRA CARE COCOA BEACH			14	100%	14
INDIANA STATE DEPARTMENT OF HEALTH		1	13	93%	14
The Evangelical Lutheran Good Samaritan Society		14			14
BERGEN NEW BRIDGE M		13	1	7%	14
NORTHWESTERN MEMORIAL HOSPITAL			14	100%	14
OPIS ISLAND LAKE CENTER		13	1	7%	14
SOUTHEASTERN LABORATORY			14	100%	14
SARNO FAMILY PRACTICE		1	13	93%	14
PT&J REHAB - VILLAGE OF ROYAL PALM BEACH		12	2	14%	14
Terrace of Jacksonville			14	100%	14
FLORIDA MEDICAL CL ODOM TPA		4	10	71%	14
DESOTO HEALTH AND REHAB LLC		9	5	36%	14
BOCA SIMON		2	12	86%	14
RIVERSIDE COTTAGES AT THE SHORES, LLC			14	100%	14
GRAND VILLA OF LARGO		12	2	14%	14
MC DIAGNOSTIC OF CONNECTICUT, PC #1960		14			14
CVS MINUTE CLINIC DIAGNOSTIC OF WISCONSIN		14			14
SIGMUND LABS LLC		14			14
MED LABS DIAGNOSTICS		9	5	36%	14
POLK CHD BARTOW		13	1	7%	14
CVS TN5639POCT FARRAGUT		11	3	21%	14
ADVENTHEALTH MEDICAL GROUP PEDIATRICS AT		3	11	79%	14
LONG ISLAND JEWISH VALLEY STREAM		13	1	7%	14
SOMA MEDICAL CENTER, PA #4 FLORIDA MANGO			14	100%	14
FAMILY MEDICINE OF WESTON LLC		6	8	57%	14
ADVENTHEALTH MEDICAL GROUP		10	4	29%	14
CANCER RESEARCH LAB, BOB JONES UNIVERSITY		14			14
ALAN L MELOTEK MD		14			14
ST CLOUD MEDICAL GROUP		12	2	14%	14
CITY OF NAPLES FIRE RESCUE		12	2	14%	14
MELBOURNE FAMILY PRACTICE		12	2	14%	14
FLORIDA DEPARTMENT OF HEALTH IN ALACHUA COUNTY -		10	4	29%	14
PARROTT MEDICAL CLINIC			14	100%	14
COMPREHENSIVE CHILDCARE ASSOCIATES		8	6	43%	14
FG RAPID RESULTS LLC		8	6	43%	14
CARENOW URGENT CARE-WEST END		9	5	36%	14
TALLAHASSEE PRIMARY CARE ASSOCIATES PA		12	2	14%	14
TREASURE COAST URGENT CARE			14	100%	14
MADISON COUNTY HEALTH DEPARTMENT		7	7	50%	14
STEWART MELBOURNE HOSPITAL, INC	1		13	93%	14
UC HEALTH UNIVERSITY HOSPITAL		11	3	21%	14
CVS NV3210POCT LAS VEGAS		14			14
ALASKA PUBLIC HEALTH LAB		1	13	93%	14
LMH SKILLED NURSING UNIT		13			13
NORTHERN WESTCHESTER HOSPITAL LABORATORY		11	2	15%	13
MAINSTREET FAMILY SELECT		1	12	92%	13

COVID-19: testing by laboratory

Data through Mar 18, 2021 verified as of Mar 19, 2021 at 09:25 AM

Data in this report are provisional and subject to change.

The numbers in the table below represent the number of Florida and non-Florida residents for whom test results were received by the Department of Health. A person can be tested by more than one laboratory and can have both positive and negative results. **Therefore, the sum of the numbers in each column will be larger than the total number of people tested.**

Reporting lab	Inconclusive	Negative	Positive	Percent positive	Total
MEDEXPRESS URGENT CARE - LAFAYETTE		12	1	8%	13
MED TECH SERVICES OF PALM BEACH INC		13			13
DYNAMIC DNA LAB		1	12	92%	13
EFFINGER HEALTH, PA		13			13
LUCID DIAGNOSTICS LABS			13	100%	13
CVS MINUTE CLINIC DIAGNOSTIC PA		10	3	23%	13
ADVENT HEALTH - FOUR CORNERS ER		8	5	38%	13
CVS MINUTE CLINIC DIAGNOSTIC MED GRP OF CA		13			13
RIVERSIDE MEDICAL GROUP		12	1	8%	13
CORNER OAK ESTATE LLC		13			13
MINUTECLINIC DIAGNOSTIC OF TN, PC 6438		11	2	15%	13
IN-OFFICE LAB		12	1	8%	13
PREMIER LABORATORY SERVICES, LLC		5	8	62%	13
ESCAMBIA COMMUNITY CLINIC		2	11	85%	13
COVANCE CENTRAL LABORATORY			13	100%	13
BAPTIST PRIMARY CARE PONTE VEDRA		7	6	46%	13
LEE COMMUNITY HEALTHCARE INC CAPE CORAL		13			13
CORAL LANDING ASSISTED LIVING		11	2	15%	13
VALDOSTA FAMILY MEDICINE		1	12	92%	13
CVS HEALTH, #3396		13			13
BELLEVUE HOSPITAL CENTER DEPARTMENT		13			13
LEE COMMUNITY HEALTHCARE INC NORTH FORT MYERS		13			13
NATIONAL GENETICS INST LABCORP		4	9	69%	13
BROOKLYN HOSPITAL CENTER DOWNTOWN CAMPUS		13			13
ACCESS HOME HEALTH OF FLORIDA LLC		13			13
CROSS CARE CENTER			13	100%	13
YORKVILLE PEDIATRIC URGENT CARE		13			13
NIGHT OWL PEDIATRICS URGENT CARE			13	100%	13
KIMBERLY J HENDERSON MD PC		12	1	8%	13
CLINICAL LABORATORY SERVICES			13	100%	13
PROHEALTH CARE ASSOCIATES MOBILE		10	3	23%	13
HORIZON MEDICAL GROUP		11	2	15%	13
BLUE SPRINGS SURGERY CENTER		13			13
PARKWEST MEDICAL CENTER		11	2	15%	13
MINUTECLINIC DIAGNOSTIC OF TEXAS LLC		11	2	15%	13
CITY OF CLEARWATER EMPLOYEE HEALTH CENTER		4	9	69%	13
MEDEXPRESS URGENT CARE - SEMINOLE SQUA		11	2	15%	13
GLENBROOKE AT PALM BAY			13	100%	13
MINUTECLINIC, LLC, #4160		9	4	31%	13
CVS MINUTE CLINIC DIAGNOSTIC OF TN #6044		11	2	15%	13
ORCHID COVE		3	10	77%	13
MINUTECLINIC, LLC, DBA MINUTECLINIC #6		13			13
UNDERGROUND FREE CLINIC		13			13
CAREATC			13	100%	13
FLORIDA STATE HOSPITAL			13	100%	13
MONTEFIORE MEDICAL CENTER LABORATORIES - WEILER		9	4	31%	13

COVID-19: testing by laboratory

Data through Mar 18, 2021 verified as of Mar 19, 2021 at 09:25 AM

Data in this report are provisional and subject to change.

The numbers in the table below represent the number of Florida and non-Florida residents for whom test results were received by the Department of Health. A person can be tested by more than one laboratory and can have both positive and negative results. **Therefore, the sum of the numbers in each column will be larger than the total number of people tested.**

Reporting lab	Inconclusive	Negative	Positive	Percent positive	Total
LAKELAND REGIONAL HEALTH GRASSLANDS		12	1	8%	13
LIFE'S SPECIAL MOMENTS INC		13			13
KIDSWOOD PEDIATRICS CORP		5	8	62%	13
OCCUPATIONAL HEALTH CENTERS OF THE SOUTHWEST PA		12	1	8%	13
STATEN ISLAND UNIVERSITY HOSPITAL SEGUINE AVE		12	1	8%	13
VRL EUROFINs - HAWAII		13			13
VILLA OF KINGS AND QUEENS OF DELRAY		13			13
BAYA URGENT CARE LLC		1	12	92%	13
SOUTHEAST FAMILY HEALTHCARE CENTER			13	100%	13
BROOKDALE DELAND			13	100%	13
WORLD WRESTLING ENTERTAINMENT			13	100%	13
ROCKLEDGE		3	10	77%	13
GNT ASSOCIATES		12	1	8%	13
URGENT MEDICAL CENTER INC		5	8	62%	13
Hackensack Umc Mountainside		12	1	8%	13
FIRST CHOICE PEDIATRICS WINTER SPRINGS		11	2	15%	13
GADSDEN REGIONAL MEDICAL CENTER		13			13
INNOVATIVE RESEARCH OF WEST FLORIDA		10	3	23%	13
AVALON MEDICAL WALK IN CLINIC			13	100%	13
PASSPORT HEALTH OF TAMPA BAY		13			13
ARNOT OGDEN MEDICAL CENTER LABORATORY		13			13
SHELBY COUNTY HEALTH CARE CORPORATION		10	3	23%	13
PHELPS HOSPITAL LABORATORY		11	2	15%	13
EAR NOSE AND THROAT ASSOCIATES OF MANATEE, P.A.		10	3	23%	13
DEVEREUX FLORIDA CHILDRENS CENTER			13	100%	13
FAMILY PRACTICE ON THE GO		6	7	54%	13
HARBOR CHASE OF JACKSONVILLE			13	100%	13
Sunnyside Care Center		13			13
PRIMECARE AT PORT ORANGE			12	100%	12
ADVENTIST HEALTH SYSTEM		11	1	8%	12
VA MEDICAL CENTER			12	100%	12
FLORIDA DEPARTMENT OF HEALTH WASHINGTON COUNTY		7	5	42%	12
IREPERTOIRE_MOL_LAB		12			12
BROOKDALE CITRUS			12	100%	12
LAB UNKNOWN		1	11	92%	12
CULINARY INSTITUTE OF AMERICA STUDENT	3	9			12
OHIO STATE UNIVERSITY MEDICAL CENTER			12	100%	12
ACADIAN DIAGNOSTIC LABORATORIES		8	4	33%	12
GLEN OAKS HEALTH AND REHABILITATION CENTER			12	100%	12
MINUTECLINIC DIAGNOSTIC OF RHODE ISLAND		9	3	25%	12
MEDLABS DIAGNOSTICS		10	2	17%	12
ORLANDO ORTHOPAEDIC OUTPATIENT SURGERY CENTER		8	4	33%	12
SEBRING PEDIATRICS LLC			12	100%	12
CVS NC187POCT CHARLOTTE		11	1	8%	12
CARROLL GARDENS URGENT CARE		12			12
CVS TX8321POCT MCKINNEY		12			12

COVID-19: testing by laboratory

Data through Mar 18, 2021 verified as of Mar 19, 2021 at 09:25 AM

Data in this report are provisional and subject to change.

The numbers in the table below represent the number of Florida and non-Florida residents for whom test results were received by the Department of Health. A person can be tested by more than one laboratory and can have both positive and negative results. **Therefore, the sum of the numbers in each column will be larger than the total number of people tested.**

Reporting lab	Inconclusive	Negative	Positive	Percent positive	Total
COLLIER COUNTY HEALTH DEPT.		7	5	42%	12
LADY LAKE SPECIALTY CARE			12	100%	12
WOODLAND TOWERS		6	6	50%	12
MINUTE CLINIC DIAGNOSTIC OF SOUTH CAROLINA		9	3	25%	12
MI2297090CV HOLLAND-23D2189684		12			12
VILLA HEALTH NH LLC		10	2	17%	12
MINUTE CLINIC DIAGNOSTIC OF TEXAS, LLC		12			12
SUWANNEE COUNTY JAIL		11	1	8%	12
SEWALLS POINT PHARMACY INC		11	1	8%	12
ADVENTHEALTH MEDICAL GROUP CARE CLINIC AT		8	4	33%	12
URGENT CARE OF NEW YORK		12			12
RUSSELL MEDICAL CENTER		11	1	8%	12
MEDEXPRESS URGENT CARE-ALTOONA		10	2	17%	12
GULF COAST MEDICAL GROUP		5	7	58%	12
PANCARE HEALTH - WEWA ELEMENTARY			12	100%	12
SAMARITAN MEDICAL CENTER		12			12
BROWARD DIALYSIS			12	100%	12
METHODIST MEDICAL CENTER		9	3	25%	12
ST PETER'S UNIVERSITY HOSPITAL		9	3	25%	12
ORMOND MEDICAL ARTS		3	9	75%	12
CVS NY491POCT JACKSON HEIGHTS		12			12
GEORGE W FERGUSON MD-CONCIERGE MEDICAL SERVICES PL		11	1	8%	12
RED MOUNTAIN DIAGNOSTICS		12			12
DELIVER MY MEDS CORP		12			12
MEDEXPRESS URGENT CARE - CHRISTIANBURG		8	4	33%	12
MIRACLE ALF INC		12			12
SENIOR HOME CARE INC		12			12
MINUTECLINIC, LLC #1586		10	2	17%	12
WELLMED AT PORT ST LUCIE WEST		8	4	33%	12
TMH PHYSICIAN PARTNERS - MONTICELLO		10	2	17%	12
MEDEXPRESS URGENT CARE- MARYLAND		11	1	8%	12
CVS MINUTE CLINIC, LLC		10	2	17%	12
MC DIAGNOSTIC OF CONNECTICUT PC #459		12			12
VERITAS RESEARCH CORP			12	100%	12
CARE FAST MURABELLA		7	5	42%	12
THE PLAZA AT PARKSQUARE		12			12
ADVENT HEALTH MEDICAL GROUP FAMILY AND INTERNAL MEDICINE AT AVALON PAR		11	1	8%	12
AVALON FAMILY RESORT ASSISTED LIVING LLC		12			12
GAMMA DIAGNOSTIC LAB LLC			12	100%	12
LEHIGH VALLEY HOSPITAL		3	9	75%	12
HAVEN HOSPICE			12	100%	12
MINUTECLINIC DIAGNOSTIC OF TN, PC 4992		12			12
KISSIMMEE VA OUTPATIENT CLINIC		12			12
SUMMIT ATLANTIC SURGERY CENTER		12			12
NAPLES GREEN VILLAGE		12			12
LEON CHD		12			12

COVID-19: testing by laboratory

Data through Mar 18, 2021 verified as of Mar 19, 2021 at 09:25 AM

Data in this report are provisional and subject to change.

The numbers in the table below represent the number of Florida and non-Florida residents for whom test results were received by the Department of Health. A person can be tested by more than one laboratory and can have both positive and negative results. **Therefore, the sum of the numbers in each column will be larger than the total number of people tested.**

Reporting lab	Inconclusive	Negative	Positive	Percent positive	Total
AVENTURA HOSPITAL AND MEDICAL CENTER			12	100%	12
MC DIAGNOSTIC OF CONNECTICUT, PC # 257		11	1	8%	12
FAMILY MEDICINE AT HUNTERS CREEK		12			12
FLORIDA DEPT OF HEALTH		4	8	67%	12
FAMILY MEDICINE AT LONGWOOD			12	100%	12
MONTEFIORE NYACK HOSPITAL AFFILIATED LABORATORY		11	1	8%	12
MERCY MEDICAL CENTER		5	7	58%	12
LIFE CARE OF PORT SAINT LUCIE		3	9	75%	12
FHCP-PORT ORANGE		3	9	75%	12
FAST PACE MEDICAL CLINIC PLLC		10	2	17%	12
BAPTIST HEALTH			12	100%	12
MEDEXPRESS URGENT CARE - MONROE		12			12
DEPARTMENT OF PUBLIC HEALTH		12			12
APPLE DIAGNOSTICS LAB		5	7	58%	12
MERIDIAN AT WATERWAYS, THE		10	2	17%	12
SOMA MEDICAL CENTER, P.A.			12	100%	12
UNIVERSITY CENTRA CARE		10	1	9%	11
LONGWOOD PEDIATRICS LLC			11	100%	11
AIM LABORATORIES			11	100%	11
PALM BEACH PATHOLOGY		9	2	18%	11
CREATIVE TESTING SOLUTIONS		4	7	64%	11
BIOTECH CLINICAL LABORATORIES, INC.		1	10	91%	11
BRONSON FIRE DEPARTMENT		11			11
CVS NC2357POCT HUNTERSVILLE		9	2	18%	11
St. Annes Nursing Center, St. Annes Residence, Inc.		11			11
ANYLABTEST NOW		4	7	64%	11
St Joseph's Hospital & Medical Center		10	1	9%	11
IGENEX INC		11			11
WATSON HEALTHCARE		8	3	27%	11
PINELLAS COUNTY HEALTH DEPARTMENT		2	9	82%	11
CVS MINUTE CLINIC DIAGNOSTIC OF VIRGINIA		11			11
CVS CA9165POCT SAN DIEGO		11			11
CLEVELAND TENNESSEE HOSPITAL COMPANY		10	1	9%	11
GUIDEWELL EMERGENCY MEDICINE DOCTORS LLC #33		6	5	45%	11
MINUTECLINIC INCORPORATE, LLC		9	2	18%	11
ALPHA PHARMACY		8	3	27%	11
Solaris Healthcare Pensacola			11	100%	11
NORTH OKALOOSA PHYSICIAN GROUP		10	1	9%	11
WELLMED AT SOUTH PARSONS		9	2	18%	11
45TH 1		11			11
PRIMECARE ACQUISITION FAMILY PRACTICE INC		11			11
DOC PAM PA		10	1	9%	11
TROPICANA		5	6	55%	11
MAIMONIDES MEDICAL CENTER		8	3	27%	11
VIBRANT AMERICA		9	2	18%	11
CARINGTON MANOR		11			11

COVID-19: testing by laboratory

Data through Mar 18, 2021 verified as of Mar 19, 2021 at 09:25 AM

Data in this report are provisional and subject to change.

The numbers in the table below represent the number of Florida and non-Florida residents for whom test results were received by the Department of Health. A person can be tested by more than one laboratory and can have both positive and negative results. **Therefore, the sum of the numbers in each column will be larger than the total number of people tested.**

Reporting lab	Inconclusive	Negative	Positive	Percent positive	Total
CARENOW URGENT CARE-HERMITAGE		7	4	36%	11
MHHS All Lab Subsection		11			11
HEALTH NETWORK LABORATORIES		7	4	36%	11
DMH STEINHATCHEE FAMILY MEDICINE		8	3	27%	11
SEMORAN FAMILY HEALTH LLC		10	1	9%	11
WANTAGH URGENT CARE		8	3	27%	11
BRIDGE DIAGNOSTICS			11	100%	11
KINGS BAY PEDIATRICS LLC		7	4	36%	11
ILLINOIS DEPT OF PUBLIC HEALTH LAB - SPRINGFIELD			11	100%	11
MINUTECLINIC DIAGNOSTIC OF ILLINOIS LL		9	2	18%	11
CARENOW URGENT CARE-DONELSON		8	3	27%	11
GENESIS		7	4	36%	11
REDMED CLINIC OF ARLINGTON		10	1	9%	11
MINUTECLINIC DIAGNOSTIC OF PA, LLC (1036)		9	2	18%	11
ACCENTCARE		11			11
MINUTECLINIC DIAGNOSTIC OF NORTH CAROLINA, PC		10	1	9%	11
ADVENTIST HEALTH SYSTEM FLORIDA DEPT OF HEALTH		7	4	36%	11
ELITE HOME HEALTH SERVICES		11			11
ALCOVE ASSISTED LIVING FACILITY		11			11
PRIME MEDICAL CARE, LLC		11			11
NIGHT LITE PEDIATRICS CENTER, LLC		1	10	91%	11
MINUTECLINIC LLC (1435)		10	1	9%	11
AZALEA HEALTH		2	9	82%	11
MINUTE CLINIC LLC #5733		11			11
J AND J VISTAKON EMPLOYEE HEALTH CENTER		10	1	9%	11
GENOPTIX MEDICAL LABORATORY		10	1	9%	11
MINUTECLINIC, LLC #244		10	1	9%	11
MINUTECLINIC DIAGNOSTIC OF SC, LLC #2		10	1	9%	11
VITAS HEALTH INC		5	6	55%	11
UMHC/SYLVESTER AT KENDALL		1	10	91%	11
Hialeah Nursing And Rehabilitation Center		6	5	45%	11
EVIVIA		11			11
MEDICAL CENTER AFFILIATES WEST PALM			11	100%	11
PHYSICIANS REGIONAL MEDICAL CTR - COLLIER BLVD			11	100%	11
FLORIDA HOSPITAL PHYSICIAN GROUP		3	8	73%	11
TELEVISIT PALM BAY FAMILY PRACTICE		9	2	18%	11
VIRTUA WEST JERSEY HOSPITAL VOORHEES		9	2	18%	11
USCG AIR STATION CLEARWATER CLINIC		10	1	9%	11
CARLOS PORTU MD, PLLC			11	100%	11
Rosewood Healthcare and Rehabilitation Center		5	6	55%	11
APPALACHIAN REGIONAL HEALTHCARE SYSTEM		10	1	9%	11
JOHNS HOPKINS MEDICAL LABORATORIES		1	10	91%	11
MINUTECLINIC DIAGNOSTIC OF TN PC #6415		10	1	9%	11
ASSOCIATES MD CYPRESS CREEK			11	100%	11
HNL LAB MEDICINE		8	3	27%	11
ATMORE NURSING CENTER		10	1	9%	11

COVID-19: testing by laboratory

Data through Mar 18, 2021 verified as of Mar 19, 2021 at 09:25 AM

Data in this report are provisional and subject to change.

The numbers in the table below represent the number of Florida and non-Florida residents for whom test results were received by the Department of Health. A person can be tested by more than one laboratory and can have both positive and negative results. **Therefore, the sum of the numbers in each column will be larger than the total number of people tested.**

Reporting lab	Inconclusive	Negative	Positive	Percent positive	Total
MEDEXPRESS URGENT CARE MONACA		11			11
MEYER PEDIATRICS CHTD		11			11
URGENT TEAM MANAGEMENT OF TENNESSEE		10	1	9%	11
CROSSROADS URGENT CARE, PLLC		11			11
LPG PRIMARY CARE AT CAPE CORAL PARKWAY		10	1	9%	11
MOUNT DORA PEDIATRICS		9	2	18%	11
MINUTECLINIC DIAGNOSTIC OF NEW MEXICO		11			11
CONSULATE HEALTH CARE OF PENSACOLA			11	100%	11
THE TERRACE OF SAINT CLOUD		9	2	18%	11
JOHN W NORRIS III MD PA	1		10	91%	11
WINTER PARK CARE AND REHABILITATION			11	100%	11
MINUTE CLINIC LLC #2775		9	1	10%	10
DHMD		10			10
RPC@HODGES		2	8	80%	10
MEDEXPRESS URGENT CARE - BENTON HARBOR		10			10
MEDEXPRESS URGENT CARE PARKERSBURG		8	2	20%	10
HCR MANORCARE		10			10
COLLIER HMA PHYSICIAN MANAGEMENT, LLC		2	8	80%	10
RICHMOND UNIVERSITY MEDICAL CENTER		8	2	20%	10
BROOKDALE PANAMA CITY		9	1	10%	10
KEY TRAINING CENTER			10	100%	10
VENICE GREEN VILLAGE		3	7	70%	10
MAINSTREET FAMILY CARE			10	100%	10
MINUTECLINIC, LLC #1492		10			10
BOCA RATON REGIONAL HOSPITAL LAB			10	100%	10
URGENT CARE & FAMILY PRACTICE CENTER			10	100%	10
INTEGRATED FAMILY MEDICAL CENTER			10	100%	10
BROWARD HEALTH CARE			10	100%	10
MONROE COUNTY HOSPITAL		7	3	30%	10
CVS MINUTE CLINIC DIAGNOSTIC PA #3060		9	1	10%	10
PERSONAL PEDIATRICS PA		7	3	30%	10
URGENT CARE CENTER AT PINNACLE		4	6	60%	10
METHODIST HOSPITAL			10	100%	10
ARBORS OF GULF BREEZE, THE		8	2	20%	10
ONEIDA HEALTHCARE CENTER		8	2	20%	10
TINA'S ASSISTED LIVING FACILITY CORP		10			10
SAVANNAH MANOR ASSISTED LIVING COMMUNITY			10	100%	10
BAYONET POINT HOSPITAL			10	100%	10
BELLE GLADES HEALTH CLINIC			10	100%	10
AFC URGENT CARE - CEDAR GROVE		10			10
LAKE NONA MEDICAL SERVICES		3	7	70%	10
MEDI-DRUG INC		9	1	10%	10
GRAND VILLA OF MELBOURNE		8	2	20%	10
ISLAND COAST PEDIATRICS IN-HOUSE LAB		10			10
PRORENATA LABS		2	8	80%	10
ORLANDO MEDICAL CENTER PL		1	9	90%	10

COVID-19: testing by laboratory

Data through Mar 18, 2021 verified as of Mar 19, 2021 at 09:25 AM

Data in this report are provisional and subject to change.

The numbers in the table below represent the number of Florida and non-Florida residents for whom test results were received by the Department of Health. A person can be tested by more than one laboratory and can have both positive and negative results. **Therefore, the sum of the numbers in each column will be larger than the total number of people tested.**

Reporting lab	Inconclusive	Negative	Positive	Percent positive	Total
MEDEXPRESS URGENT CARE-KATY		7	3	30%	10
CVS PA6902POCT BRYN MAWR		8	2	20%	10
MEDEXPRESS URGENT CARE - PANTOPS		9	1	10%	10
MEDICAL LABORATORY DIAGNOSTICS			10	100%	10
LAKE CO SCHOOLS EMPLOYEE HEALTH & WELLNESS CENTER	1	7	2	20%	10
GRACE COMMUNITY PHARMACY			10	100%	10
MISSOURI DEPARTMENT OF HEALTH AND SENIOR SERVICES			10	100%	10
NEW JERSEY DEPARTMENT OF HEALTH COMMUNICABLE DISEASE SERVICE		3	7	70%	10
PALM BEACH CDH - DELRAY BEACH			10	100%	10
ALABAMA DEPARTMENT OF PUBLIC HEALTH		1	9	90%	10
KEY WEST URGENT CARE, INC		3	7	70%	10
NORTON HEALTHCARE			10	100%	10
HIGH TOWER ALF LLC		9	1	10%	10
CARENOW URGENT CARE - EAST NASHVILLE		8	2	20%	10
Avalon Healthcare and Rehabilitation Center			10	100%	10
HAWTHORNE INN OF LAKE LAND		10			10
FAMILY HEALTH CENTER AT PORT ST JOHN		4	6	60%	10
MINUTECLINIC, LLC, DBA MINUTECLINIC #2		9	1	10%	10
AMERICAN HOUSE FORT MYERS		10			10
NOT INDICATED		1	9	90%	10
TENNESSEE DEPARTMENT OF HEALTH (TDH) - CENTRAL LABORATORY		2	8	80%	10
BEAUMONT LABORATORY			10	100%	10
West Gate Village, LLC		10			10
HIRAM COLLEGE HEALTH CENTER (ABBOTT)		10			10
MOSOLF PEDIATRICS			10	100%	10
VIGILINT HEALTHCARE		8	2	20%	10
COMMUNITY HEALTH CENTER		2	8	80%	10
CENTRAL JERSEY URGENT CARE OF EATONTOW		9	1	10%	10
NATURE COAST REGIONAL MEDICAL CENTER		1	9	90%	10
NEW YORK PRESBYTERIAN - LOWER MANHATTAN		10			10
THE MARY IMOGENE BASSETT HOSPITAL		10			10
GRAND AVE PHARMACY		1	9	90%	10
MEDEXPRESS URGENT CARE - SALEM		6	4	40%	10
PLYMOUTH HARBOR INCORPORATED		9	1	10%	10
NEMOURS CHILDREN'S URGENT			10	100%	10
MEDEXPRESS URGENT CARE CHARLESTON		6	4	40%	10
LPG PRIMARY CARE AT MATTHEW DRIVE		10			10
MOLECULAR PATHOLOGY LABORATORY			10	100%	10
ACCESS PHARMACY		10			10
GLADES COUNTY DETENTION CENTER		1	9	90%	10
GRAND VILLA OF DELRAY EAST		10			10
BAYSIDE LABORATORIES INC		10			10
EMERGENCY MEDICAL CENTER		4	6	60%	10
CHILDREN'S HEALTHCARE OF ATLANTA/EGLESTON		10			10
VETERANS ADMINISTRATION			10	100%	10
VASCONCELLO COHEN MD PA		9	1	10%	10

COVID-19: testing by laboratory

Data through Mar 18, 2021 verified as of Mar 19, 2021 at 09:25 AM

Data in this report are provisional and subject to change.

The numbers in the table below represent the number of Florida and non-Florida residents for whom test results were received by the Department of Health. A person can be tested by more than one laboratory and can have both positive and negative results. **Therefore, the sum of the numbers in each column will be larger than the total number of people tested.**

Reporting lab	Inconclusive	Negative	Positive	Percent positive	Total
MC DIAGNOSTIC OF CONNECTICUT, PC #1966		10			10
MINUTECLINIC, LLC #4507		9	1	10%	10
ST JOSEPH WOMENS HOSPITAL			10	100%	10
PANCARE HEALTH - VERNON ELEMENTARY			10	100%	10
CBC LAB		3	7	70%	10
PHASE2 LABS	2	6	2	20%	10
Westchester General Hospital			10	100%	10
SUPERIOR RESIDENCES OF CLERMONT		2	8	80%	10
SAMARITAN HOSPITAL LABORATORY		9	1	10%	10
LUXOR SCIENTIFIC LLC		1	9	90%	10
DES PLAINES CLINICAL LAB		3	7	70%	10
FLEMING ISLAND CENTER FOR CLINICAL RESEARCH		10			10
PBC PREMIER FAMILY HEALTH			10	100%	10
KIDSVILLE PEDIATRICS			10	100%	10
MEDEX REGIONAL LABORATORIES LLC		1	9	90%	10
Maury Regional Hospital		6	4	40%	10
ALACHUA			10	100%	10
VITALANT		1	9	90%	10
MEDEXPRESS URGENT CARE - WINCHESTER GATEWAY		8	2	20%	10
PEPIN ACADEMIES-PASCO		10			10
LAKE BALDWIN CBOC		9	1	10%	10
ST MARYS MEDICAL CENTER			10	100%	10
WESTPAC LABS INC	1		9	90%	10
MINUTECLINIC DIAGNOSTIC OF OKLAHOMA		8	2	20%	10
RHODE ISLAND DEPARTMENT OF HEALTH			10	100%	10
MEDEXPRESS URGENT CARE - BEECH GROVE		9	1	10%	10
CORONA PATHOLOGY		10			10
Signature Healthcare of Savannah		10			10
RIVERVIEW REGIONAL MEDICAL CENTER		7	2	22%	9
NORTHSHORE UNIVERSITY HEALTHSYSTEM EVANSTON HOSPITAL LAB			9	100%	9
PEDIATRIC HEALTH CARE ALLIANCE			9	100%	9
OUR HOME AT BEACON HILL			9	100%	9
OPTUM SILVER LAKES			9	100%	9
ASSOCIATES IN MEDICINE		7	2	22%	9
MAGNOLIA MANOR			9	100%	9
UNIVERSITY MEDICAL CENTER		8	1	11%	9
CHEMISYS LABORATORIES		1	8	89%	9
ST VINCENT'S ST CLAIR		6	3	33%	9
JOHNS HOPKINS ALL CHILDRENS			9	100%	9
CVS MINUTE CLINIC DIAG OF IND, LLC #6549		9			9
PRECISION GENETICS			9	100%	9
FLORIDA CENTER FOR DERMATOLOGY LABORATORY			9	100%	9
LOREY ALF		9			9
CVS NC4165POCT BREVARD		6	3	33%	9
FLORIDA HOSPITAL WINTER PARK		7	2	22%	9
DR PHILLIPS MEDICAL WELLNESS CENTER		9			9

COVID-19: testing by laboratory

Data through Mar 18, 2021 verified as of Mar 19, 2021 at 09:25 AM

Data in this report are provisional and subject to change.

The numbers in the table below represent the number of Florida and non-Florida residents for whom test results were received by the Department of Health. A person can be tested by more than one laboratory and can have both positive and negative results. **Therefore, the sum of the numbers in each column will be larger than the total number of people tested.**

Reporting lab	Inconclusive	Negative	Positive	Percent positive	Total
BAYFRONT HEALTH ST PETERSBURG		8	1	11%	9
CVS TX10016POCT PRINCETON		9			9
CLAYMED OF NORTH FLORIDA			9	100%	9
LAKEVIEW HEALTH SYSTEMS			9	100%	9
ST CLOUD COMPOUNDING PHARMACY & WELLNESS CENTER		8	1	11%	9
CVS MINUTE CLINIC DIAGNOSTIC OF TN #3293		9			9
MEDEXPRESS URGENT CARE - SWANSEA, N ILLINOIS ST		8	1	11%	9
VILLAGE PLACE HEALTH AND REHAB		9			9
CVS TN5601POCT LENOIR CITY		9			9
MEDEXPRESS URGENT CARE-LATROBE		9			9
CVS NJ617POCT CEDAR GROVE		8	1	11%	9
MINUTE CLINIC INCORPORATE		9			9
INSPIRED LIVING AT PALM BAY		7	2	22%	9
UF HEALTH		1	8	89%	9
REMISE OCCUPATIONAL HEALTH SOLUTIONS INC			9	100%	9
GCPM MANUAL MICROBIOLOGY		1	8	89%	9
WESTERN NEW YORK IMMEDIATE MEDICAL CAR		9			9
MINUTECLINIC DIAGNOSTIC OF TN PC #5671		5	4	44%	9
UNIVERSITY HOSPITALS OF CLEVELAND		5	4	44%	9
MINUTE-CLINIC DIAGNOSTIC OF VIRGINIA, LLC		9			9
PATEL MEDICAL VENTURES		8	1	11%	9
MINUTECLINIC, LLC #1470		9			9
NEW HAMPSHIRE DEPARTMENT OF HEALTH AND HUMAN SERVICES		3	6	67%	9
WINDSOR OF SAN PABLO, THE		6	3	33%	9
ENCOMPASS HOME HEALTH OF THE SOUTHEAST LLC		9			9
CVS MINUTE CLINIC DIAGNOSTIC		8	1	11%	9
MINUTECLINIC #8760		9			9
MINUTE CLINIC DIAGNOSTIC OF TN PC #64		9			9
MINUTECLINIC DIAGNOSTIC OF VIRGINIA, LLC #1416		8	1	11%	9
MINUTECLINIC, LLC, DBA MINUTECLINIC #6106		7	2	22%	9
ENCORE AT BOCA RATON, THE			9	100%	9
MINUTE CLINIC LLC #1448		8	1	11%	9
UCARE			9	100%	9
OMNI			9	100%	9
Fouraker Hills Rehab and Nursing			9	100%	9
ANY LAB TEST NOW INC			9	100%	9
NORTHWEST FLORIDA COMMUNITY HOSPITAL LABORATORY		8	1	11%	9
Manor Care of Dunedin		6	3	33%	9
MINUTE CLINIC DIAGNOSTIC OF SC, LLC #42		8	1	11%	9
VETERANS AFFAIRS MEDICAL CENTER - OUTPATIENT			9	100%	9
CVS MINUTE CLINIC DIAGNOSTIC OF TEXAS, LLC		9			9
LIFELINK TISSUE BANK D/B/A LIFELINK TISSUE BANK		8	1	11%	9
DYNAMIC HEALTH CENTERS INC		5	4	44%	9
PINELLAS PARK FIRE DEPARTMENT		9			9
CHILDREN'S HEALTH CENTER INC.		7	2	22%	9
ALLIANCE HEALTH AND REHABILITATION CENTER		9			9

COVID-19: testing by laboratory

Data through Mar 18, 2021 verified as of Mar 19, 2021 at 09:25 AM

Data in this report are provisional and subject to change.

The numbers in the table below represent the number of Florida and non-Florida residents for whom test results were received by the Department of Health. A person can be tested by more than one laboratory and can have both positive and negative results. **Therefore, the sum of the numbers in each column will be larger than the total number of people tested.**

Reporting lab	Inconclusive	Negative	Positive	Percent positive	Total
CARENOW URGENT CARE-GREEN HILLS		9			9
WADSWORTH CENTER - DAVID AXELROD INSTITUTE		8	1	11%	9
CVS M08590POCT KANSAS CITY		5	4	44%	9
BRENNITY AT VERO BEACH, THE			9	100%	9
ADVENTHEALTH MEDICAL GROUP PEDIATRIC & ADOLESCENT		8	1	11%	9
MINUTECLINIC, LLC #4682		5	4	44%	9
CVS PHARMACY NO 274		9			9
PENSACOLA CLUSTER			9	100%	9
LANE PEDIATRICS PA			9	100%	9
PREMIUM HEALTH CARE			9	100%	9
WINTER PARK INTERNAL MEDICINE MD PA		7	2	22%	9
Consulate Health Care of Brandon		7	2	22%	9
UHEALTH UNIVERSITY OF MIAMI			9	100%	9
WINDSOR OF GAINESVILLE		9			9
CVS SC7556POCT WEST COLUMBIA		9			9
ILLINOIS DEPARTMENT OF PUBLIC HEALTH		1	8	89%	9
ROSEMONT GARDENS INC		9			9
LAKE NONA MEDICAL SERVICE LLC		9			9
MD NOW MEDICAL CENTERS, INC.		7	2	22%	9
FLORIDA MENTOR		7	2	22%	9
PUTNAM FAMILY CARE INC		3	6	67%	9
DAVID LAWRENCE CENTER INC		7	2	22%	9
CITY OF SANFORD EMPLOYEE HEALTH AND		9			9
ROSECASTLE			9	100%	9
ORANGE PARK PEDIATRIC ASSOCIATES		1	8	89%	9
PALM BAY URGENT CARE PL		1	8	89%	9
NASCAR EVENT MANAGEMENT, LLC		9			9
MINUTECLINIC DIAGNOSTIC OF TN PC #242		6	3	33%	9
ORLANDO HEALTH PHYSICIAN ASSOCIATES		4	5	56%	9
NIGHT LITE PEDIATRICS CENTER		1	8	89%	9
MINUTECLINIC DIAGNOSTICS OF IND, LLC		9			9
WESTCHESTER GENERAL HOSPITAL BLOOD GAS LAB			9	100%	9
MICHIGAN DEPARTMENT OF COMMUNITY HEALTH		1	8	89%	9
MINUTECLINIC, LLC, MINUTECLINIC #7637		7	2	22%	9
MOBILE RESPONSE DIAGNOSTICS LLC		8	1	11%	9
NEMOURS CHILDREN'S PRIMARY CARE VERO BEACH			9	100%	9
BUENA VIDA ESTATES			9	100%	9
MIDMICHIGAN MEDICAL CENTER			9	100%	9
GRAND VILLA OF PALM COAST		9			9
MINUTECLINIC DIAGNOSTIC OF NEW JERSEY, LLC # 7069		9			9
SOMA MEDICAL CENTER PA #4			9	100%	9
GOOD SAMARITAN MEDICAL CENTER			9	100%	9
ST JUDE LABORATORIES		7	2	22%	9
CARENOW URGENT CARE-MT JULIET		8	1	11%	9
FAMILY PRACTICE OF DAVIE INC			9	100%	9
COLLIER BLVD HMA PHYSICIAN MANAGEMENT,, LLC			9	100%	9

COVID-19: testing by laboratory

Data through Mar 18, 2021 verified as of Mar 19, 2021 at 09:25 AM

Data in this report are provisional and subject to change.

The numbers in the table below represent the number of Florida and non-Florida residents for whom test results were received by the Department of Health. A person can be tested by more than one laboratory and can have both positive and negative results. **Therefore, the sum of the numbers in each column will be larger than the total number of people tested.**

Reporting lab	Inconclusive	Negative	Positive	Percent positive	Total
BERRYHILL MANOR		9			9
MINUTECLINIC DIAGNOSTIC OF MINNESOTA		9			9
DOTHAN PEDIATRIC CLINIC			8	100%	8
MINUTECLINIC DIAGNOSTIC OF TN PC #386		7	1	13%	8
ST CHARLES HOSPITAL LABORATORY		8			8
UNIVERSITY OF MIAMI MILLER SCHOOL OF MEDICINE			8	100%	8
VENICE REGIONAL MEDICAL CENTER			8	100%	8
MEDEXPRESS URGENT CARE, BUTLER		5	3	38%	8
DSI MANAGEMENT LLC		8			8
CVS PA1671POCT LANCASTER		8			8
FLORIDA HEART AND VASCULAR MULTISPECIALTY GROUP		8			8
CVS HEALTH, #2043		8			8
SUMTER COUNTY HEALTH DEPARTMENT		3	5	63%	8
LEMOYNE COLLEGE WELLNESS CENTER FOR		8			8
SURGOINSVILLE PHARMACY		8			8
ST. JOSEPH HOSPITAL AND HEALTH CARE INC.			8	100%	8
BAPTIST OUTPATIENT			8	100%	8
CAYUGA COUNTY HEALTH DEPARTMENT		7	1	13%	8
FHPG_EXP CARE W HILLSBOROUGH			8	100%	8
CVS MINUTE CLINIC DIAGNOSTIC OF TEXAS,LLC		6	2	25%	8
MEDEXPRESS ELKINS		8			8
HEALTHMARK REGIONAL HOSPITAL LAB		4	4	50%	8
LAKE CONWAY URGENT CARE LLC		2	6	75%	8
JACKSON CLINIC PA,THE		4	4	50%	8
PASSPORT HEALTH			8	100%	8
GOLISANO CHILDREN'S HOSPITAL OF SOUTHWEST FLORIDA		6	2	25%	8
DIAGNOSTIC CLINIC		7	1	13%	8
JOHN T MATHER MEMORIAL HOSPITAL LABORATORY		7	1	13%	8
BLOOMING GARDENS OF CARE INC		8			8
BIOTECH PHARMACEUTICAL GROUP LLC			8	100%	8
MAGNOLIA PEDIATRICS GROUP LLC			8	100%	8
BEAUMONT EMERGENCY CENTER			8	100%	8
MINUTE CLINIC LLC #5706		7	1	13%	8
CIGNA ONSITE HEALTH LLC		2	6	75%	8
IMMUNOGENOMICS LLC		5	3	38%	8
DOCTOR'S IN HOUSE LAB			8	100%	8
WHITE SANDS OUTPATIENT SERVICES (WSOP SERVICES LLC		8			8
CLEARWATER PEDIATRIC CARE		1	7	88%	8
PALMS WEST HOSPITAL			8	100%	8
MEDEXPRESS URGENT CARE - CLARKSBURG		7	1	13%	8
LIFE CARE CITRUS COUNTY			8	100%	8
PACIFICA SUNRISE			8	100%	8
CURATIVE		1	7	88%	8
MIAMI COMPREHENSIVE MEDICINE GROUP PA		4	4	50%	8
NORTHSIDE HOSPITAL ATLANTA		3	5	63%	8
DOH JACKSONVILLE CENTRAL LABORATORY		3	5	63%	8

COVID-19: testing by laboratory

Data through Mar 18, 2021 verified as of Mar 19, 2021 at 09:25 AM

Data in this report are provisional and subject to change.

The numbers in the table below represent the number of Florida and non-Florida residents for whom test results were received by the Department of Health. A person can be tested by more than one laboratory and can have both positive and negative results. **Therefore, the sum of the numbers in each column will be larger than the total number of people tested.**

Reporting lab	Inconclusive	Negative	Positive	Percent positive	Total
ARCHBOLD MEMORIAL HOSPITAL/LAB		3	5	63%	8
CVS HEALTH MINUTE CLINIC		1	7	88%	8
EXECUTIVE MEDICAL SERVICES		8			8
JX REF LAB			8	100%	8
MINUTECLINIC DIAG OF IND, LLC #6697		8			8
FLORIDA CLINICAL LAB		1	7	88%	8
WALK-IN MEDICAL CARE			8	100%	8
LAWRENCE TECHNOLOGICAL UNIVERSITY		8			8
MC DIAGNOSTIC OF CONNECTICUT, PC #1043		8			8
CITY OF LAKE MARY EMPLOYEE HEALTH CENTER		6	2	25%	8
LPG PRIMARY CARE AT COLONIAL CENTER DRIVE		7	1	13%	8
ORMOND BEACH CENTRA CARE			8	100%	8
ALLINA HEALTH - ABBOTT NORTHWESTERN HOSPITAL		5	3	38%	8
ETHOS LABORATORIES		7	1	13%	8
ALACHUA COUNTY HEALTH DEPARTMENT		1	7	88%	8
THE WOLFF CENTER FOR CHILD & ADOLESCENT HEALTH			8	100%	8
MINUTECLINIC DIAGNOSTIC OF VIRGINIA		8			8
SELECT PHYSICIANS ALLIANCE PL		8			8
ALBION COLLEGE (ABBOTT)		8			8
MINUTE CLINIC LLC #10203		6	2	25%	8
LAB UNKNOW		6	2	25%	8
GENEUS DIAGNOSTICS			8	100%	8
MINUTECLINIC DIAGNOSTIC OF NEW JERSEY,		7	1	13%	8
HOLY NAME MEDICAL CENTER	1	6	1	13%	8
PALM BEACH COUNTY HEALTH DEPARTMENT LABORATORY			8	100%	8
INTERNAL MEDICINE AND AESTHETICS OF NAPLES LLC		8			8
CAN COMMUNITY HEALTH, INC		8			8
GENE STREET LABORATORIES, LLC		6	2	25%	8
MINUTE-CLINIC DIAGNOSTIC OF VIRGINIA, LLC #2003		5	3	38%	8
SOUTHEASTERN PEDIATRIC ASSOCIATES			8	100%	8
CONSULATE HEALTH CARE		7	1	13%	8
MEDICANA NURSING AND REHAB CENTER			8	100%	8
Nashville Central Laboratory		8			8
DOCTOR'S IN-HOUSE LAB/COMMUNITY HEALTH CENTERS OF PINELLAS - CLEARWATE			8	100%	8
MEDEXPRESS URGENT CARE - BATTLE CREEK		5	3	38%	8
OKLAHOMA STATE DEPARTMENT OF HEALTH-PUBLIC HEALTH LABORATORY			8	100%	8
X-GENE MOLECULAR LABS		1	7	88%	8
INTERNAL MEDICINE ASSOCIATES OF JACKSON HOSPITAL			8	100%	8
MONTEFIORE MEDICAL CENTER LABORATORIES - NORTH		8			8
MEDEXPRESS URGENT CARE - FORT WORTH S		7	1	13%	8
HUNTINGTON VILLAGE URGENT CARE		8			8
ADVANCED RESEARCH FOR HEALTH IMPROVEMENT		6	2	25%	8
CVS MINUTE CLINIC DIAGNOSTIC OF NEW JERSEY		8			8
MED & CO INVESTMENT LLC		7	1	13%	8
MINUTECLINIC DIAGNOSTIC OF NORTH CAROLINA PC #5341		6	2	25%	8
ST LUKES ROOSEVELT LABORATORY		7	1	13%	8

COVID-19: testing by laboratory

Data through Mar 18, 2021 verified as of Mar 19, 2021 at 09:25 AM

Data in this report are provisional and subject to change.

The numbers in the table below represent the number of Florida and non-Florida residents for whom test results were received by the Department of Health. A person can be tested by more than one laboratory and can have both positive and negative results. **Therefore, the sum of the numbers in each column will be larger than the total number of people tested.**

Reporting lab	Inconclusive	Negative	Positive	Percent positive	Total
NITIN BAWA PROFESSIONAL ASSOCIATES			8	100%	8
SEA LEVEL LABS			8	100%	8
DORAL URGENT CARE			8	100%	8
MINUTECLINIC DIAGNOSTIC OF TN PC #240		7	1	13%	8
OSWEGO HOSPITAL LABORATORY		7	1	13%	8
LEE PHYSICIAN GROUP COLLEGE POINT		8			8
WILLIAMSBURGH CHAI CARE		7	1	13%	8
CIAN DIAGNOSTICS			8	100%	8
SOMA MEDICAL CENTER MD PA #7 PEDIATRICS			8	100%	8
WALGREEN #6538		8			8
CVS NC3319POCT CHARLOTTE		6	2	25%	8
HEALTHPARK MEDICAL CTR NURSING SVC		8			8
STPET		6	2	25%	8
MID-HUDSON VALLEY DIVISION OF WESTCHESTER MEDICAL		8			8
FHCP-ORANGE CITY			8	100%	8
ST VINCENT'S CHILTON		6	2	25%	8
DOH-TAMPA BRANCH LABORATORY (MLK BLVD)		4	4	50%	8
HARBORCHASE OF DR PHILLIPS		7	1	13%	8
BLOOMINGDALE PEDIATRIC ASSOCIATES PA			8	100%	8
WATERFORD AT CREEKSIDE, THE			8	100%	8
CARE ATC - CITY OF BOYNTON BEACH	1	2	5	63%	8
CAPRONA GROUP HOME		2	6	75%	8
DIXITKUMAR N MODI MD PA			8	100%	8
NORTH PINELLAS CHILDRENS MEDICAL CENTER INC			8	100%	8
JUPITER CLINIC			8	100%	8
APEX HOME HEALTH CARE		7	1	13%	8
FLORIDA KEYS CONCIERGE MEDICINE, LLC		6	2	25%	8
DEPARTMENT OF HEALTH- CITRUS COUNTY		1	7	88%	8
TRUE HEALTH		5	3	38%	8
ST CLOUD PHYSICIAN MANAGMENT LLC		7	1	13%	8
MEDEXPRESS URGENT CARE - WASHINGTON		6	2	25%	8
NORTHSIDE HOSPITAL		2	6	75%	8
MINUTECLINIC DIAG OF IND, LLC #2387		7	1	13%	8
IU HEALTH PATHOLOGY		1	7	88%	8
ATLANTIC CONSOLIDATED LABORATORY		8			8
WELLIGENT		1	7	88%	8
CVS NC5591POCT STATESVILLE		7	1	13%	8
NEOGENOMICS LABORATORIES, INC		8			8
THOMAS JEFFERSON UNIVERSITY HOSPITAL		4	4	50%	8
Sunset Lake Health and Rehabilitation Center		8			8
MINUTECLINIC, LLC #05038		8			8
BARTON PARKER OD PC		8			8
ALLEGRO - TAMPA	1	4	3	38%	8
MINUTECLINIC DIAGNOSTIC OF OHIO #7790		6	2	25%	8
ST. PETERSBURG PEDIATRICS			8	100%	8
MINUTE CLINIC LLC # 2033		7	1	13%	8

COVID-19: testing by laboratory

Data through Mar 18, 2021 verified as of Mar 19, 2021 at 09:25 AM

Data in this report are provisional and subject to change.

The numbers in the table below represent the number of Florida and non-Florida residents for whom test results were received by the Department of Health. A person can be tested by more than one laboratory and can have both positive and negative results. **Therefore, the sum of the numbers in each column will be larger than the total number of people tested.**

Reporting lab	Inconclusive	Negative	Positive	Percent positive	Total
FOUNTAINVIEW BY FIVE STAR QUALITY CARE		7	1	13%	8
SYLVESTER AT PLANTATION LABORATORY		7	1	13%	8
BENSONHURST URGENT CARE		8			8
PUTNAM COUNTY EMERGENCY RESCUE SERVICE		5	3	38%	8
CAREPOINT CLINIC		5	3	38%	8
VAIL VALLEY MEDICAL CENTER			8	100%	8
ROBERT WOOD JOHNSON HOSPITAL		7	1	13%	8
GRAND VILLA OF SARASOTA		6	1	14%	7
DELAWARE DEPARTMENT OF HEATH		6	1	14%	7
MINUTECLINIC, LLC #1796		6	1	14%	7
MEDEXPRESS URGENT CARE-DUBOIS		7			7
AVON PARK PEDIATRICS			7	100%	7
EXPRESS TEST			7	100%	7
FLORIDA CANCER SPECIALISTS & RESEARCH INSTITUTE		6	1	14%	7
PEDIATRICS IN BREVARD-COCOA BEACH		2	5	71%	7
MINUTECLINIC DIAGNOSTIC OF ILLINOIS		6	1	14%	7
KENDALL REGIONAL MEDICAL CNTR			7	100%	7
PEDIATRICS OF CENTRAL FLORIDA		5	2	29%	7
MEDEXPRESS URGENT CARE - HOT SPRINGS		7			7
CVS PHARMACY #8800		5	2	29%	7
KEYSTONE PLACE AT NAPLES PRESERVE		4	3	43%	7
NOVANT HEALTH INPATIENT CARE		2	5	71%	7
TRUE HEALTH DIAGNOSTICS		1	6	86%	7
WINKLER COURT		6	1	14%	7
NYU WINTHROP HOSPITAL PATHOLOGY		7			7
NEMOURS CHILDREN'S HOSPITAL			7	100%	7
SUNCREST OMNI		7			7
MINUTECLINIC DIAGNOSTIC OF TN PC #643		5	2	29%	7
MINUTE CLINIC DIAGNOSTIC OF MICHIGAN PC		7			7
Parkside Villa		7			7
FLORIDA HOSPITAL APOPKA		6	1	14%	7
COMPASSION PEDIATRICS		3	4	57%	7
HEALTHY MINORS PEDIATRIC URGENT CARE		7			7
CARESOUTH HHA HOLDINGS OF TALLAHASSEE LLC		7			7
BRADENTON PHYSICIANS MEDICAL CENTER			7	100%	7
PERSONAL PHYSICIAN CARE PA			7	100%	7
LEPE'S HOUSE			7	100%	7
MODMD LABORATORY		7			7
CARENOW URGENT CARE-SOUTHLAKE			7	100%	7
SUPERIOR RESIDENCES AT CALA HILLS		7			7
CVS TX7162POCT HOUSTON		7			7
QUE		4	3	43%	7
PANCARE HEALTH - HOSFORD SCHOOL			7	100%	7
HEALTH CARE LABORATORY SERVICES		1	6	86%	7
MINUTECLINIC DIAGNOSTIC OF NEVADA #87		4	3	43%	7
DOTHAN WEST FAMILY MEDICINE		5	2	29%	7

COVID-19: testing by laboratory

Data through Mar 18, 2021 verified as of Mar 19, 2021 at 09:25 AM

Data in this report are provisional and subject to change.

The numbers in the table below represent the number of Florida and non-Florida residents for whom test results were received by the Department of Health. A person can be tested by more than one laboratory and can have both positive and negative results. **Therefore, the sum of the numbers in each column will be larger than the total number of people tested.**

Reporting lab	Inconclusive	Negative	Positive	Percent positive	Total
MEDEXPRESS URGENT CARE - FAYETTEVILLE		5	2	29%	7
BROOKDALE LAKE ORIENTA			7	100%	7
UNIVERSITY OF WASHINGTON MEDICAL CENTER			7	100%	7
GULF COAST PEDIATRICS OF SARASOTA PA		1	6	86%	7
Baptist Village Retirement Communities		7			7
IRL MARKET LAB			7	100%	7
FLORIDA SCHOOL FOR THE DEAF AND THE BLIND			7	100%	7
WYOMING COUNTY COMMUNITY HOSPITAL LABORATORY		7			7
CVS OH2543POCT CANFIELD		5	2	29%	7
WHEELER LABORATORY		6	1	14%	7
SOUTH FLORIDA ENT ASSOCIATES, INC			7	100%	7
ELLIS HOSPITAL LABORATORY		6	1	14%	7
FAMILY MEDICINE MEDICAL DRIVE		7			7
WALGREENS #07936		6	1	14%	7
HOLY GARDEN ALF, INC.		7			7
FHMG_FM AND IM AVALON PARK		2	5	71%	7
WILDLIGHT LAB			7	100%	7
ORLANDO FAMILY MEDICAL INC		7			7
CHAPTERS HEALTH HOSPICE		7			7
GOLDMAN SACHS HEALTH CENTER	1	6			7
MINUTE CLINIC LLC #4017		7			7
MEDEXPRESS URGENT CARE - STATE COLLEGE		5	2	29%	7
CARDIOTHORACIC SURGERY OF HYDE PARK			7	100%	7
CITY OF TALLAHASSEE		7			7
CRESTWOOD MEDICAL CENTER		5	2	29%	7
SOUTH COM HEALTH CLINIC, DEPT. OF THE ARMY		7			7
EASTERN FLORIDA STATE COLLEGE - PALM BAY CAMPUS□			7	100%	7
RELIANCE MEDICAL CENTER		5	2	29%	7
MINUTECLINIC DIAGNOSTIC OF OHIO #3407		6	1	14%	7
YAZJI PEDIATRIC CARE LLC DBA TUKA PEDIATRICS			7	100%	7
ABBEY MANOR RETIREMENT RESIDENCE INC		7			7
PALM GARDEN OF SUN CITY			7	100%	7
LIZS ADULT CARE		7			7
DALLAS COUNTY HEALTH AND HUMAN SERVICES			7	100%	7
SONORA QUEST LABORATORIES			7	100%	7
MINUTECLINIC DIAG OF IND LLC #8651		6	1	14%	7
CVS CT1109POCT BETHEL		7			7
MEDEXPRESS URGENT CARE - CULPEPER		7			7
HEARTLAND PEDIATRICS OF LAKE PLACID			7	100%	7
MARQUESA MEDICAL		6	1	14%	7
LAWTON CHILES HEALTH CENTER		1	6	86%	7
URGENT CARE OF LONGWOOD			7	100%	7
CLAY PRIMARY & FAMILY CARE LLC			7	100%	7
NORTHDALE REHABILITATION CENTER			7	100%	7
LAKE PEDIATRICS			7	100%	7
MINUTECLINIC DIAGNOSTIC OF MAINE, LLC		5	2	29%	7

COVID-19: testing by laboratory

Data through Mar 18, 2021 verified as of Mar 19, 2021 at 09:25 AM

Data in this report are provisional and subject to change.

The numbers in the table below represent the number of Florida and non-Florida residents for whom test results were received by the Department of Health. A person can be tested by more than one laboratory and can have both positive and negative results. **Therefore, the sum of the numbers in each column will be larger than the total number of people tested.**

Reporting lab	Inconclusive	Negative	Positive	Percent positive	Total
HEALTH AND WELLNESS CENTER		1	6	86%	7
LYNMOORE,THE		7			7
FLORIDA DIGESTIVE AND LIVER SPECIALIST		7			7
GILCHRIST COUNTY FIRE DEPARTMENT		4	3	43%	7
Florida Clinical Laboratory		1	6	86%	7
GENTRY PARK ORLANDO ASSISTED LIVING		6	1	14%	7
CVS MINUTE CLINIC, LLC #22		6	1	14%	7
COMMUNITY MEDICAL AND DENTAL CARE INC		7			7
OCALA FAMILY MEDICAL CENTER		7			7
MIAMI BEACH COMMUNITY HEALTH CENTER INC			7	100%	7
LONGWOOD FAMILY MEDICINE		1	6	86%	7
DOCTORS CLINICAL LABORATORY, INC		5	2	29%	7
RIVER OAKS TREATMENT CENTER			7	100%	7
CARENOW URGENT CARE-MADISON		7			7
MERCY HEALTH—MUSKEGON		6	1	14%	7
MEDEXPRESS URGENT CARE, JOHNSTOWN		6	1	14%	7
SUNRISE SENIOR LIVING OF JACKSONVILLE			7	100%	7
VICTORIAN MANOR		2	5	71%	7
MINUTECLINIC DIAG OF IND LLC #6998		6	1	14%	7
BALTIMORE CITY HEALTH DEPT COMMUNICABLE DISEASES AND EPIDEMIOLOGY			7	100%	7
ORLANDO FAMILY PHYSICIANS			7	100%	7
MC DIAGNOSTIC OF CONNECTICUT , PC # 3		5	2	29%	7
SCHOOL OF PHARMACY AND PHARMACEUTICAL		7			7
ST. CLOUD PHARMACY AND WELLNESS CENTER		3	4	57%	7
Lenox on the Lake			7	100%	7
BOCA BIOLISTICS LLC			7	100%	7
PEDIATRICS URGENT CARE, LLC			7	100%	7
BETH ISRAEL MEDICAL CENTER LABS		7			7
MINUTE CLINIC DIAGNOSTIC OF PENNSYLVANIA		7			7
MINUTECLINIC #2860		5	2	29%	7
NORTH FLORIDA MEDICAL CENTERS INC		1	6	86%	7
NORTHERN DUTCHESS HOSPITAL LABORATORY		5	2	29%	7
BAYCARE MEDICAL GROUP		1	6	86%	7
MEDEXPRESS URGENT CARE - STAUNTON		3	4	57%	7
LEE COUNTY HEALTH DEPARTMENT		4	3	43%	7
WELLMED AT BRANDON REGIONAL		5	2	29%	7
MEDEXPRESS URGENT CARE - MIDLOTHIAN		6	1	14%	7
Ocoee Health Care Center		7			7
CVS TX7827POCT ROUND ROCK		7			7
EL PARAISO HOME INC		7			7
FLORIDA HOSPITAL KISSIMMEE		4	3	43%	7
PENN MEDICINE PRINCETON MEDICAL CENTER		6	1	14%	7
TREASURE COAST URGENT & FAMILY CARE			7	100%	7
ORLANDO ORTHOPAEDIC CENTER		5	2	29%	7
PBC FOUND CARE INC			7	100%	7
OPTUM PRIMARY CARE - FOUNTAIN OAKS		3	4	57%	7

COVID-19: testing by laboratory

Data through Mar 18, 2021 verified as of Mar 19, 2021 at 09:25 AM

Data in this report are provisional and subject to change.

The numbers in the table below represent the number of Florida and non-Florida residents for whom test results were received by the Department of Health. A person can be tested by more than one laboratory and can have both positive and negative results. **Therefore, the sum of the numbers in each column will be larger than the total number of people tested.**

Reporting lab	Inconclusive	Negative	Positive	Percent positive	Total
LONG ISLAND JEWISH FOREST HILLS HOSPITAL		7			7
MINUTECLINIC, LLC #03965		7			7
ECLRS		2	5	71%	7
PENINSULA CARE AND REHABILITATION CENTER			7	100%	7
MEDEXPRESS URGENT CARE - MAPLE DRIVE		7			7
EP LTC PHARMACY		5	2	29%	7
GRACE WELLNESS CENTER LLC		6	1	14%	7
Thermopolis Rehabilitation Wellness		7			7
JUPITER ISLAND PUBLIC SAFETY		5	2	29%	7
VERMONT DEPARTMENT OF HEALTH		1	6	86%	7
BIRMINGHAM VAMC		3	4	57%	7
MANATEE PEDIATRICS			7	100%	7
ADVENT HEALTH APOPKA		3	4	57%	7
MEDEXPRESS URGENT CARE-PETERS TWP		6	1	14%	7
CVS MINUTE CLINIC DIAG OF IND LLC #5206		6	1	14%	7
LEE MEMORIAL HEALTH SYSTEM D/B/A		5	2	29%	7
SARAH LAWRENCE COLLEGE HEALTH SERVICES		7			7
MINUTE CLINIC OF KANSAS PA		3	4	57%	7
WALGREENS #10972	1	6			7
KANSAS DEPARTMENT OF HEALTH		2	5	71%	7
SUPREME LABORATORY			7	100%	7
MINUTECLINIC, DIAGNOSTIC OF TEXAS, LL		6	1	14%	7
CVS MINUTE CLINIC DIAGNOSTIC MED GRP OF SAN		5	2	29%	7
DOCTOR'S IN-HOUSE LAB/COMMUNITY HEALTH CENTERS OF PINELLAS -PINELLAS P			7	100%	7
EMBRY-RIDDLE AERONAUTICAL UNIVERSITY HEALTH			7	100%	7
CONCENTRA			6	100%	6
WATAUGA MEDICAL CENTER		4	2	33%	6
CVS M08556POCT KANSAS CITY		5	1	17%	6
ALL CHILDREN'S HOSPITAL		1	5	83%	6
MEDEXPRESS URGENT CARE - HUNTINGTON WE		6			6
CVS MD2956POCT NEW MARKET		5	1	17%	6
MEDEXPRESS URGENT CARE - PRINCETON		5	1	17%	6
MINUTECLINIC LLC #5041		2	4	67%	6
CVS PA4077POCT BELLE VERNON		6			6
FLORIDA DEPARTMENT OF HEALTH IN SARASOTA COUNTY		5	1	17%	6
TERRACINA LLC		1	5	83%	6
TERENCE B MITCHELL MD, INC		2	4	67%	6
COMPASSION PEDIATRIC URGENT CARE LLC		2	4	67%	6
GUTHRIE MEDICAL GROUP LABORATORIES		6			6
DOCTORS EXPRESS OF ST PETERSBURG			6	100%	6
CONCENTRA URGENT CARE		2	4	67%	6
PHYSICIANS URGENT CARE BERRY FARMS		4	2	33%	6
MEDEXPRESS URGENT CARE - MT LEBANON		4	2	33%	6
PROHEALTH MED		1	5	83%	6
PUBLIC HEALTH LAB		6			6
CVS SC4286POCT EASLEY		2	4	67%	6

COVID-19: testing by laboratory

Data through Mar 18, 2021 verified as of Mar 19, 2021 at 09:25 AM

Data in this report are provisional and subject to change.

The numbers in the table below represent the number of Florida and non-Florida residents for whom test results were received by the Department of Health. A person can be tested by more than one laboratory and can have both positive and negative results. **Therefore, the sum of the numbers in each column will be larger than the total number of people tested.**

Reporting lab	Inconclusive	Negative	Positive	Percent positive	Total
SOUTHEASTERN DERMATOLOGY GROUP PA		5	1	17%	6
MARSHALL MEDICAL CENTER SOUTH LAB		5	1	17%	6
VIERA PEDIATRICS		1	5	83%	6
MINUTE CLINIC LLC #6765		6			6
CAPE CORAL URGENT CARE		3	3	50%	6
GLEN FALLS HOSPITAL DEPARTMENT OF PATHOLOGY		6			6
CVS NJ2815POCT E BRUNSWICK		4	2	33%	6
ALLEGRO FLEMING ISLAND		1	5	83%	6
Kroger 673 - The Little Clinic Dallas		5	1	17%	6
CVS TX4397POCT CYPRESS		6			6
TRANSPLANT GENOMICS INC (EUROFINS)		6			6
BAYSHORE POINTE NURSING AND REHAB CENTER			6	100%	6
MEDEXPRESS URGENT CARE - ELM GROVE		5	1	17%	6
MINUTECLINIC DIAGNOSTIC MED GRP OF CA		5	1	17%	6
SOUTHEAST GEORGIA HEALTH SYSTEM, INC D		6			6
SV DIAGNOSTIC LAB			6	100%	6
TAMiami LAB MILLENIUM			6	100%	6
MEDEXPRESS URGENT CARE - TARENTUM		5	1	17%	6
GUIDANCE / CARE CENTER, INC		6			6
INTERVENTIONAL REHABILITATION OF SOUTH FLORIDA			6	100%	6
NU WAVE MEDICAL CENTER			6	100%	6
THE WINDSOR OF OCALA		2	4	67%	6
ENTRUST IMMEDIATE CARE			6	100%	6
CVS GA2108POCT NORCROSS		4	2	33%	6
NORTHEAST ALABAMA REGIONAL MEDICAL CENTER		3	3	50%	6
MD NOW MEDICAL CENTER			6	100%	6
MEDEXPRESS URGENT CARE-HERSHEY		5	1	17%	6
FLEET LANDING			6	100%	6
PALM HARBOR DERMATOLOGY		4	2	33%	6
HUNTERS CREEK PEDIATRICS		6			6
INTERNAL MEDICINE LIPID AND WELLNESS PRACTICE			6	100%	6
ALBANY MEDICAL CENTER		5	1	17%	6
CLINICAL CARE ASSOCIATES			6	100%	6
CAREWELL 301 - WARWICK			6	100%	6
SARASOTA MEDICAL CENTER			6	100%	6
PALMETTO HEALTH ALLIANCE		3	3	50%	6
MAXCARE CLINIC			6	100%	6
RANDOLPH DIABETES AND WELLNESS		5	1	17%	6
TULLAHOMA HMA, LLC		5	1	17%	6
WIREGRASS MEDICAL CENTER			6	100%	6
WG WINDSOR WOODS SH LLC		6			6
FAMILY CARE MEDICAL CENTER			6	100%	6
PR HEALTH		1	5	83%	6
ADVENTHEALTH CELEBRATION EMPLOYEE CLINIC		6			6
BENNETT PEDIATRICS		6			6
UNILAB OF DADE INC			6	100%	6

COVID-19: testing by laboratory

Data through Mar 18, 2021 verified as of Mar 19, 2021 at 09:25 AM

Data in this report are provisional and subject to change.

The numbers in the table below represent the number of Florida and non-Florida residents for whom test results were received by the Department of Health. A person can be tested by more than one laboratory and can have both positive and negative results. **Therefore, the sum of the numbers in each column will be larger than the total number of people tested.**

Reporting lab	Inconclusive	Negative	Positive	Percent positive	Total
CVS IN6654POCT INDIANAPOLIS		5	1	17%	6
HOLLY HILL HOME INFUSION SERVICE		5	1	17%	6
ELITE MD GROUP INC		2	4	67%	6
MIAMI RESCUE MISSION CLINIC INC			6	100%	6
MEDEXPRESS URGENT CARE - IRVING		6			6
FLORIDA MEDICAL SPECIALISTS		2	4	67%	6
ACCESS CARE MEDICAL GROUP LLC		2	4	67%	6
THE PALMS REHABILITATION AND HEALTHCARE CENTER		5	1	17%	6
QUICK CARE MED WALK IN AND URGENT CARE			6	100%	6
CVS NC6402POCT DAVIDSON		4	2	33%	6
PATHGROUP LABS, LLC		4	2	33%	6
UT MEMPHIS UNIVERSITY HEALTH SERVICES			6	100%	6
MAXHEALTH		5	1	17%	6
FLORIDA PREMIER MEDICAL CARE PA			6	100%	6
MINUTECLINIC, LLC #03268		5	1	17%	6
DIXIE COUNTY EMERGENCY SERVICES			6	100%	6
MERCY COLLEGE HEALTH OFFICE		6			6
CENTRAL FLORIDA PRIMARY CARE			6	100%	6
XPRESS URGENT CARE LLC		6			6
BETHESDA COMMUNITY HEALTH CENTER			6	100%	6
ANTHONY-BROWN PHARMACY		6			6
MEDICAL CENTER AT OCEAN REEF		1	5	83%	6
MINUTECLINIC DIAGNOSTIC OF VIRGINIA, LLC #255		6			6
PENN NURSING CENTER		6			6
WOMENS CARE FLORIDA LLC		5	1	17%	6
PRESBYTERIAN HOME		6			6
ARLINGTON OF NAPLES INC, THE		6			6
PROGRESS PHARMACY INC		1	5	83%	6
AARK LABORATORY		6			6
TIMBER CREEK PEDIATRICS		6			6
CAMELLIA AT DEERWOOD		2	4	67%	6
CAPITAL HEALTH PLAN LABORATORIES			6	100%	6
LEWIS COUNTY MANOR		6			6
AMERICAN HEALTH ASSOC. LABORATORY SOUTH		4	2	33%	6
Rutgers Health Rwj University Hospital - Laboratory		3	3	50%	6
DR. PHILLIPS MEDICAL WELLNESS CENTER		3	3	50%	6
PLEASANTVILLE OF SEBASTIAN LLC			6	100%	6
URGENT CARE HOUSECALLS PA		5	1	17%	6
LISTENING DOCTOR PLLC, THE		1	5	83%	6
MEDEXPRESS URGENT CARE - GLENDALE		6			6
ARLINGTON OF NAPLES		6			6
DANIEL M LIBBY MD PLLC		6			6
CVS RI1717POCT 1 CVS DR			6	100%	6
CARESOUTH HHA HOLDINGS OF THE BAY AREA LLC		6			6
CVS TX8351POCT BEAUMONT		6			6
LAKEVIEW TERRACE HOME HEALTH SERVICES LLC			6	100%	6

COVID-19: testing by laboratory

Data through Mar 18, 2021 verified as of Mar 19, 2021 at 09:25 AM

Data in this report are provisional and subject to change.

The numbers in the table below represent the number of Florida and non-Florida residents for whom test results were received by the Department of Health. A person can be tested by more than one laboratory and can have both positive and negative results. **Therefore, the sum of the numbers in each column will be larger than the total number of people tested.**

Reporting lab	Inconclusive	Negative	Positive	Percent positive	Total
ST. LUCIE COUNTY HEALTH DEPARTMENT		4	2	33%	6
URGENT TEAM - HUNTSVILLE		5	1	17%	6
ENIGMA DIAGNOSTIC, INC.			6	100%	6
FRESENIUS KIDNEY CARE DUNEDIN			6	100%	6
RIVER CITY PRIMARY AND URGENT CARE			6	100%	6
MINUTECLINIC DIAGNOSTIC OF TN PC #442		4	2	33%	6
DEPARTMENT OF HEALTH AND HUMAN SERVICES STATE OF NEW HAMPSHIRE			6	100%	6
MINUTE-CLINIC DIAGNOSTIC OF VIRGINIA, LLC #794		5	1	17%	6
CVS GA2147POCT KENNESAW		5	1	17%	6
MEDEXPRESS URGENT CARE - RICHMOND, NINE MILE RD		5	1	17%	6
TEXAS MEDCLINIC			6	100%	6
PARTNERS PHARMACY OF FLORIDA LLC		6			6
AMERICAN EAGLE LEESBURG AL LLC DBA VISTA LAKE			6	100%	6
MINUTECLINIC DIAGNOSTIC OF GEORGIA, LL		5	1	17%	6
MEDEXPRESS URGENT CARE - YORK		3	3	50%	6
CITIZENS BAPTIST MEDICAL CENTERS LAB		5	1	17%	6
CVS TN7289POCT SIGNAL MOUNTAIN		6			6
CDRX INFUSION			6	100%	6
LRHS Southeastern University		4	2	33%	6
BROWARD TRANSITIONAL CENTER			6	100%	6
LOUISIANA DEPT OF HEALTH			6	100%	6
URGENT TEAM - MUSCLE SHOALS		6			6
ST CHARLES BEND LABORATORY		5	1	17%	6
MINUTECLINIC DIAGNOSTIC OF SC, LLC #7		4	2	33%	6
FLORIDA WOMAN CARE LABORATORY			6	100%	6
SAINT PETER'S UNIVERSITY HOSPITAL		6			6
BROWARD COUNTY HEALTH DEPT.			6	100%	6
FAMILY TREE PRIMARY CARE		5	1	17%	6
NORTH FLORIDA PEDIATRICS JASPER			6	100%	6
SANDGATE GARDENS REHAB & NURSING CENTER		3	3	50%	6
THE CLINIC PREMISE HEALTH			6	100%	6
Advanced Care Center			6	100%	6
Northwell Lab		2	4	67%	6
PANCARE HEALTH - KATE SMITH ELEMENTARY		1	5	83%	6
GADSDEN COUNTY HEALTH DEPARTMENT			6	100%	6
BNR PHARMACY INC		6			6
CVS OH3301POCT WOODMERE		6			6
CHILDREN'S HOSPITAL OF PHILADELPHIA		5	1	17%	6
MINUTECLINIC MINUTECLINIC #4977		4	2	33%	6
ACM MEDICAL LABORATORY ALLIANCE		4	2	33%	6
ASCENSION ST VINCENT'S CLAY COUNTY			6	100%	6
JERSEY SHORE MEDICAL CENTER		6			6
HARMONIOUS HOME HEALTH, LLC		6			6
CURATIVE CARE CENTER INC		1	5	83%	6
FLORIDA DEPARTMENT OF HEALTH IN MIAMI DADE COUNTY		5	1	17%	6
BETH ISRAEL DEACONESS MEDICAL CENTER			6	100%	6

COVID-19: testing by laboratory

Data through Mar 18, 2021 verified as of Mar 19, 2021 at 09:25 AM

Data in this report are provisional and subject to change.

The numbers in the table below represent the number of Florida and non-Florida residents for whom test results were received by the Department of Health. A person can be tested by more than one laboratory and can have both positive and negative results. **Therefore, the sum of the numbers in each column will be larger than the total number of people tested.**

Reporting lab	Inconclusive	Negative	Positive	Percent positive	Total
BOCA VIPEDIATRICS			6	100%	6
UT SOUTHWESTERN MEDICAL CENTER			6	100%	6
SUFFRIDGE DRIVE GROUP HOME		6			6
SELECT PHYSICIANS ALLIANCE		6			6
MEDLAB INC		6			6
MINUTE CLINIC, LLC #4650		6			6
CITYMD		1	5	83%	6
MEDEXPRESS URGENT CARE - HOLLINS		6			6
MINUTECLINIC DIAGNOSTIC OF KENTUCKY		6			6
CVS NATIONAL HARBOR MD2297714CV		6			6
MEDEXPRESS URGENT CARE MORGANTOWN		6			6
MEDEXPRESS URGENT CARE - BLUEFIELD		5	1	17%	6
MINUTE CLINIC DIAG OF IND LLC #8674		6			6
BAYCARE ALLIANT HOSPITAL			6	100%	6
PANCARE HEALTH - ALTHA PUBLIC			6	100%	6
ATLANTIC COMMUNITY HIGH SCHOOL		5	1	17%	6
CVS CT1123POCT SOUTHBURY		6			6
MEDEXPRESS URGENT CARE-PITTSFIELD		6			6
DEPT OF VA MEDICAL CENTER - RICHMOND		5	1	17%	6
CVS DC1340POCT WASHINGTON		6			6
CVS TX1104POCT ALLEN		6			6
LUMADOC HEALTH		4	2	33%	6
PHYSICIANS FOR CHILDREN			6	100%	6
MINUTECLINIC MINUTECLINIC #8505		4	2	33%	6
TAMPA URGENT CARE			6	100%	6
BROOKDALE CLERMONT			6	100%	6
UNILAB		2	4	67%	6
Contrastate Medical Center		5	1	17%	6
MINUTECLINIC DIANOSTIC OF VIRGINIA, LL		5	1	17%	6
GRACE REHABILITATION CENTER OF VERO BEACH		4	2	33%	6
IVY ROSEN MD PLLC		6			6
SYNEXUS CLINICAL RESEARCH US INC		2	4	67%	6
FIRST COAST CARDIOVASCULAR INSTITUTE PA			6	100%	6
URGENT CARE COASTAL GA			5	100%	5
ATLANTIC SURGERY CENTER OF JACKSONVILLE BEACH		5			5
CVS MINUTE CLINIC DIAGNOSTIC OF TEXAS		4	1	20%	5
FLORIDA PRIMARY & SPECIALTY CARE		5			5
MASSASHUSETTS STATE LAB INSTITUTE		2	3	60%	5
THE UNIVERSITY OF VERMONT MEDICAL CENTER		4	1	20%	5
OMNICARE PHARMACY OF TEXAS 1, LP DBA OMNICARE		5			5
MD NOW MEDICAL CENTER INC			5	100%	5
QUINTON MEMORIAL HEALTH CARE CENTER		5			5
LAKE COUNTY DETENTION CENTER		3	2	40%	5
DOMINICAN COLLEGE STUDENT HEALTH CENTE		5			5
VA Primary Care Clinic at Meharry		4	1	20%	5
SUTTER TRACY COMMUNITY HOSPITAL			5	100%	5

COVID-19: testing by laboratory

Data through Mar 18, 2021 verified as of Mar 19, 2021 at 09:25 AM

Data in this report are provisional and subject to change.

The numbers in the table below represent the number of Florida and non-Florida residents for whom test results were received by the Department of Health. A person can be tested by more than one laboratory and can have both positive and negative results. **Therefore, the sum of the numbers in each column will be larger than the total number of people tested.**

Reporting lab	Inconclusive	Negative	Positive	Percent positive	Total
CAREHERE LCS- EUSTIS			5	100%	5
CVS NC3853POCT BURLINGTON		4	1	20%	5
Kennedy University Hospital		5			5
NORTH SHORE HEMATOLOGY-ONCOLOGY ASSOCIATES, PC		5			5
LAKE MARY HEALTH AND REHABILITATION CENTER		1	4	80%	5
BAYSHORE LABORATORY		4	1	20%	5
AEL KNOXVILLE			5	100%	5
BROWNE MEDICAL LLC		3	2	40%	5
HILLSBOROUGH COUNTY HEALTH DEPARTMENT			5	100%	5
CVS MA2172POCT NORTH GRAFTON		5			5
MEDEXPRESS URGENT CARE - LOGAN		5			5
LAKEVIEW HEALTHCARE SYSTEM LLC			5	100%	5
LIVING WATERS MEDICAL CENTER			5	100%	5
MEDEXPRESS URGENT CARE-NESHANNOCK TWP		4	1	20%	5
PELICAN LANDING		1	4	80%	5
CVS TN7698POCT KNOXVILLE		5			5
CFP PHYSICIANS GROUP			5	100%	5
Oakwood - North Baldwins Center for Living		5			5
NORTH DADE NURSING AND REHABILITATION CENTER			5	100%	5
CVS OH3458POCT BEAVERCREEK		5			5
SCOTTS PHARMACY		5			5
SANTOS REHABILITATION CENTER INC			5	100%	5
Walker BaptistMedCtr		4	1	20%	5
DIAMOND SPEEDWAY DIALYSIS		1	4	80%	5
BAPTIST HEALTH - TOWN CENTER			5	100%	5
UPMC HEALTH SYSTEM		4	1	20%	5
LPG PEDIATRICS AT CAPE CORAL		5			5
OCALA REGIONAL KIDNEY CENTER EAST		2	3	60%	5
COVID RAPID LABS			5	100%	5
DIAGNOSTECHS		4	1	20%	5
JOE DIMAGGIO CHILDREN'S HOSPITAL		1	4	80%	5
INDIAN RIVER PRIMARY CARE PA		5			5
BIOTECH CLINICAL LABORATORY			5	100%	5
ADVENTHEALTH CAR CENTER APOPKA			5	100%	5
QUALITY MEDICAL CARE			5	100%	5
XRL SXF REF LAB		5			5
PAUL GRECO MD CONCIERGE MEDICAL SERVICES PL		5			5
SHEEPSHEAD BAY URGENT CARE		5			5
LIFEPLUS HEALTHCARE GROUP INC		5			5
MINUTE CLINIC DIAGNOSTIC OF VIRGINIA, LLC #1905		5			5
ABSOLUTE HEALTH		5			5
FHPG FAMILY MEDICAL CENTER OF TAMPA BAY		1	4	80%	5
CENTREX CLINICAL LABS INC		5			5
ARKANSAS DEPARTMENT OF HEALTH			5	100%	5
MINUTECLINIC DIAGNOSTIC OF NORTH CAROLINA PC #7054		4	1	20%	5
CVS SC5479POCT INDIAN LAND		5			5

COVID-19: testing by laboratory

Data through Mar 18, 2021 verified as of Mar 19, 2021 at 09:25 AM

Data in this report are provisional and subject to change.

The numbers in the table below represent the number of Florida and non-Florida residents for whom test results were received by the Department of Health. A person can be tested by more than one laboratory and can have both positive and negative results. **Therefore, the sum of the numbers in each column will be larger than the total number of people tested.**

Reporting lab	Inconclusive	Negative	Positive	Percent positive	Total
NORTHEAST PEDIATRICS			5	100%	5
Life Care Center of Estero			5	100%	5
CVS OH6123POCT CINCINNATI		4	1	20%	5
CVS MD4371POCT OCEAN CITY		5			5
NORTHPORT MEDICAL CENTER LAB		5			5
LAFAYETTE NURSING AND REHAB			5	100%	5
WHITE WILSON MEDICAL CENTER - FWB		1	4	80%	5
CVS SC5550POCT CLOVER		4	1	20%	5
ENT AND ALLERGY ASSOCIATES OF FLORIDA, LLC			5	100%	5
FLORIDA DEPARTMENT OF HEALTH - INVERNESS		3	2	40%	5
MEDEXPRESS URGENT CARE PORT HURON		4	1	20%	5
FRANCES WARDE MEDICAL LABORATORY		2	3	60%	5
INFECTION CONTROL/ EMPHEALTH		3	2	40%	5
ST JOHNS BIOMEDICAL LAB		5			5
TANNER MEDICAL CENTER EAST AL		5			5
URGENT CARE OF ERWIN		5			5
SOUTHERN OCEAN MEDICAL CENTER		5			5
DOCS URGENT CARE		1	4	80%	5
CVS TX2263POCT SAN ANTONIO		5			5
PRL NYC PANDEMIC RESPONSE LAB			5	100%	5
OURMED		4	1	20%	5
CHIEFLAND MEDICAL CENTER		1	4	80%	5
MINUTECLINIC DIAGNOSTIC OF OHIO #4401		5			5
INDIANA STATE DEPARTMENT OF HEALTH LABORATORIES			5	100%	5
BOONE DRUG & HEALTHCARE AT DEERFIELD			5	100%	5
STEBEN COUNTY PUBLIC HEALTH		5			5
UNIVERSITY OF MIAMI / SCCC RESEARCH LABORATORY			5	100%	5
JACKSON SOUTH COMMUNITY HOSPITAL LAB			5	100%	5
HERNANDO PASCO HOSPICE INC		4	1	20%	5
PM PEDIATRICS OF BAYSIDE PLLC		5			5
PRECISION DIAGNOSTICS INC - NJ		5			5
MOUNT SINAI BROOKLYN LABORATORY		4	1	20%	5
MINUTECLINIC MINUTECLINIC #921		5			5
REDMED OF CROSSTOWN		2	3	60%	5
CVS NC2771POCT CLAYTON		4	1	20%	5
MINUTE CLINIC DIAGNOSTIC OF VIRGINIA, LLC #7543		5			5
MEDEXPRESS URGENT CARE MURRYSVILLE		3	2	40%	5
RELIANT IMMUNE DIAGNOSTICS			5	100%	5
CVS TX7821POCT LEAGUE CITY		5			5
COVID TESTING LLC			5	100%	5
WILSON PEDIATRICS			5	100%	5
WAKEMED		1	4	80%	5
UCF STUDENT HEALTH SERVICES LABORATORY		2	3	60%	5
MEDEXPRESS URGENT CARE SHADYSIDE		4	1	20%	5
CHAMPLAIN VALLEY PHYSICIANS HOSPITAL		3	2	40%	5
PUTNAM HOSPITAL CENTER LABORATORY		5			5

COVID-19: testing by laboratory

Data through Mar 18, 2021 verified as of Mar 19, 2021 at 09:25 AM

Data in this report are provisional and subject to change.

The numbers in the table below represent the number of Florida and non-Florida residents for whom test results were received by the Department of Health. A person can be tested by more than one laboratory and can have both positive and negative results. **Therefore, the sum of the numbers in each column will be larger than the total number of people tested.**

Reporting lab	Inconclusive	Negative	Positive	Percent positive	Total
FLORIDA CLINICAL LABORATORY - BIOREFERENCE LABORATORIES		2	3	60%	5
HENDRY REGIONAL CONVENIENT CARE CENTER			5	100%	5
FLORIDA HEALTHCARE OF ORLANDO			5	100%	5
PHYSICIANS IMMEDIATE CARE ELGIN			5	100%	5
KETTERING HEALTH			5	100%	5
PM PEDIATRICS OF SELDEN		3	2	40%	5
ST BARNABAS HOSPITAL		5			5
CVS TX5877POCT PEARLAND		5			5
ARC POINT LABS OF AUSTIN NORTH			5	100%	5
LABS PLUS LLC		5			5
MINUTE CLINIC DIAGNOSTIC MED GRP		4	1	20%	5
SEASIDE MANOR			5	100%	5
COMMONS AT ORLANDO LUTHERAN TOWERS SNF			5	100%	5
BAPTIST HOSPITAL EMPLOYEE HEALTH OFF			5	100%	5
JOSEF SCHENKER, MD, PC		5			5
CVS MD1881POCT DUNKIRK		5			5
OCCMED SOLUTIONS		2	3	60%	5
CVS GA2236POCT WOODSTOCK		5			5
CVS NC7213POCT MATTHEWS		5			5
MINUTECLINIC DIAGNOSTIC OF RHODE ISLAN		5			5
WESTMINSTER SHORES			5	100%	5
TESTD			5	100%	5
CYPRESS CREEK MEDICAL CENTER			5	100%	5
FORSYTH HOUSE			5	100%	5
JUPITER ISLAND MEDICAL CLINIC INC		5			5
CVS MINUTE CLINIC DIAGNOSTIC OF KANSAS, PA		5			5
RIO PINAR HEALTH CARE			5	100%	5
HAVEN HOSPICE IN CHIEFLAND			5	100%	5
PRECISION LABS LLC		2	3	60%	5
Army Residence Community		5			5
OHSU MOLECULAR MICROBIOLOGY LAB		4	1	20%	5
CARL R DARNALL ARMY MEDICAL CENTER			5	100%	5
SJH			5	100%	5
THE CLINIC OF PEDIATRICS & GI MEDICINE, INC			5	100%	5
QUEST DIAGNOSTICS PSC		1	4	80%	5
BROOKDALE NEW PORT RICHEY			5	100%	5
PIEDMONT HOSPITAL LAB			5	100%	5
LEHIGH REGIONAL MEDICAL CENTER LABORATORY		3	2	40%	5
MANATEE COUNTY JAIL		4	1	20%	5
REHABILITATION CENTER AT JUPITER GARDENS		5			5
TRUSTBRIDGE			5	100%	5
PRINCIPLE HOSPICE SERVICE, LLC			5	100%	5
CVS OH3476POCT TIPP CITY		5			5
SOUTH FLORIDA FAMILY HEALTH & RESEARCH CTR			5	100%	5
FLORIDA PRIMARY CARE AND SPORTS MEDICINE INC		2	3	60%	5
SUNSHINE STATE DIALYSIS			5	100%	5

COVID-19: testing by laboratory

Data through Mar 18, 2021 verified as of Mar 19, 2021 at 09:25 AM

Data in this report are provisional and subject to change.

The numbers in the table below represent the number of Florida and non-Florida residents for whom test results were received by the Department of Health. A person can be tested by more than one laboratory and can have both positive and negative results. **Therefore, the sum of the numbers in each column will be larger than the total number of people tested.**

Reporting lab	Inconclusive	Negative	Positive	Percent positive	Total
SCIENCE CARE			5	100%	5
ADVICE FOR OPTIMAL WELLNESS		2	3	60%	5
CELEBRATION PEDIATRICS PA			5	100%	5
MONROE COUNTY FIRE RESCUE		5			5
THE DOCTORS CENTER HEALTHCARE-SOUTHSIDE		1	4	80%	5
GULF COAST VETERANS HCS PANAMA CITY OPC		5			5
CVS NV408817POCT LAS VEGAS		1	4	80%	5
NOVANT HEALTH UVA		2	3	60%	5
OHIO DEPARTMENT OF HEALTH			5	100%	5
LABCORP UNSPECIFIED		5			5
QUEENS UNIVERSITY OF CHARLOTTE		5			5
INNOVATIVE COVID-DIVERSEY			5	100%	5
JOHN T MACKAY MD			5	100%	5
MEDICAL CENTER OF BLOUNTSTOWN			5	100%	5
MCR HEALTH LAWTON CHILES ADMINISTRATION STE A		1	4	80%	5
MINUTECLINIC, LLC #7139		5			5
CALIFORNIA DEPARTMENT OF PUBLIC HEALTH		1	4	80%	5
CVS MA957POCT WEST SPRINGFIELD		5			5
BLUETAIL MEDICAL GROUP, LLC		4	1	20%	5
ADVANCED PEDIATRICS OF BOCA LLC			5	100%	5
NELSON BIOLOGICAL			5	100%	5
Kroger 449 - The Little Clinic Mountain Park		4	1	20%	5
PROVIDENCE LABORATORY SERVICES		5			5
COMPUNET CLINICAL LAB			5	100%	5
CVS MA1852POCT MEDWAY		5			5
MINUTECLINIC DIAGNOSTIC OF TN, PC 6304		3	2	40%	5
RIVERVIEW ALF OPERATOR LLC			5	100%	5
CVS PA2582POCT SPRINGFIELD		3	2	40%	5
MEDEXPRESS URGENT CARE - FREDERICK		5			5
KEYSTONE REHABILITATION AND HEALTH CENTER		1	4	80%	5
Kroger 099 - The Little Clinic Fort Collins		5			5
INTERNAL MEDICINE & PRIMARY CARE ASSOCIATES, PLC			5	100%	5
CVS SC2736POCT MURRELLS INLET		4	1	20%	5
RURAL HEALTH CARE INC			5	100%	5
UF HEALTH PATHOLOGY LABORATORIES			5	100%	5
CLEVELAND CLINIC MARTIN HEALTH NURSING & RESTORATIVE		5			5
FLAGLER HEALTH SERVICES INC			5	100%	5
FIFTH AVENUE PEDIATRICS		3	2	40%	5
MINUTECLINIC DIAGNOSTIC OF PENNSYLVANIA, LLD #1545		5			5
CVS TN2179POCT MURFREESBORO		5			5
TALLAHASSEE MEMORIAL HEALTHCARE			5	100%	5
MINUTECLINIC # 21110		3	2	40%	5
APOLLO GARDENS RETIREMENT RESIDENCE CARE		5			5
CARENOW URGENT CARE - CENTRAL AUSTIN		1	4	80%	5
FAMILY TREE DNA			5	100%	5
BOROPARK URGENT CARE		4	1	20%	5

COVID-19: testing by laboratory

Data through Mar 18, 2021 verified as of Mar 19, 2021 at 09:25 AM

Data in this report are provisional and subject to change.

The numbers in the table below represent the number of Florida and non-Florida residents for whom test results were received by the Department of Health. A person can be tested by more than one laboratory and can have both positive and negative results. **Therefore, the sum of the numbers in each column will be larger than the total number of people tested.**

Reporting lab	Inconclusive	Negative	Positive	Percent positive	Total
MEDEXPRESS - COLLINSVILLE BELT LINE		3	2	40%	5
MEASE CONTINUING CARE		3	2	40%	5
QHG OF ENTERPRISE INC (DBA MEDICAL CTR		5			5
MINUTECLINIC DIAGNOSTICS OF IND LLC		2	3	60%	5
EXPICARE NURSING AGENCY, INC		5			5
CVS HEALTH, #1994		4	1	20%	5
COPELAND MEDICAL CLINIC		3	2	40%	5
COOPER HOSPITAL/UNIVERSITY MEDICAL		5			5
BEACH HOUSE		5			5
NORTHERN MICHIGAN UNIVERSITY ATHLETICS		5			5
CVS OH3080POCT HUBER HEIGHTS		5			5
CITY OF WEST PALM BEACH EMPLOYEE & FAMILY HEALTH		5			5
FINLAY		1	4	80%	5
CLINICAL CARE INC			5	100%	5
VEIL VALLEY MEDICAL CENTER			5	100%	5
LEVY COUNTY SHERIFF'S DEPT			5	100%	5
AHC Decatur County		5			5
CVS MI8049POCT WATERFORD		4	1	20%	5
LAKE NONA PEDIATRICS IN ASSOCIATION WITH NEMOURS		5			5
MEDEXPRESS URGENT CARE - BECKLEY CROSS		4	1	20%	5
MINUTECLINIC, LLC #1431		4	1	20%	5
CVS GA7064POCT STOCKBRIDGE		5			5
MINNESOTA DEPARTMENT OF HEALTH PUBLIC HEALTH LABORATORY DIVISION	1		4	80%	5
MINUTECLINIC DIAGNOSTIC OF SC, LLC #4		5			5
FOUNDCARE, INC			5	100%	5
ALL CHILDREN'S HOSPITAL DEPT OF GENERAL PEDIATRICS			5	100%	5
NOVADIX		2	3	60%	5
PEDIATRICS OF CENTRAL FLORIDA - POINCIANA		3	2	40%	5
MID - FLORIDA PATHOLOGY LLC		1	4	80%	5
AHF PUBLIC HEALTH LABORATORY			5	100%	5
ALPHADERA LABS, LLC			5	100%	5
EASTCHESTER PEDIATRIC MEDICAL GROUP		5			5
FLORIDA DEPARTMENT OF HEALTH SEMINOLE COUNTY		1	4	80%	5
MCKENZIE-WILLAMETTE MEDICAL CENTER LAB		5			5
FHPG_EXP CARE PALM HARBOR			5	100%	5
STUYVESANT URGENT CARE		5			5
WATERTOWN URGENT CARE PLLC		5			5
ADVANCED URGENT CARE OF MARATHON		1	4	80%	5
GREENVILLE MEMORIAL HOSPITAL LAB			5	100%	5
GENESIS FAMILY PRACTICE		3	2	40%	5
GENTLE HANDS MOBILE PHLEBOTOMY			5	100%	5
HELIX KH UC			5	100%	5
WEST DADE PEDIATRICS			5	100%	5
ELITE CARE			5	100%	5
PEDIATRICS OF ALTAMONTE		5			5
EAST BANK HOSPITAL - UNIVERSITY OF MINNESOTA MEDICAL CENTER			5	100%	5

COVID-19: testing by laboratory

Data through Mar 18, 2021 verified as of Mar 19, 2021 at 09:25 AM

Data in this report are provisional and subject to change.

The numbers in the table below represent the number of Florida and non-Florida residents for whom test results were received by the Department of Health. A person can be tested by more than one laboratory and can have both positive and negative results. **Therefore, the sum of the numbers in each column will be larger than the total number of people tested.**

Reporting lab	Inconclusive	Negative	Positive	Percent positive	Total
CUMBERLAND HEIGHTS		5			5
CVS PA233POCT NEWTOWN SQUARE		5			5
OPTUMCARE FLORIDA, LLC		3	2	40%	5
DEPARTMENT OF HEALTH AND HUMAN SERVICES LANSING			5	100%	5
MINUTECLINIC 7196		4	1	20%	5
OCHSNER MEDICAL CENTER			5	100%	5
MINUTECLINIC, LLC #09202		4	1	20%	5
THE LITTLE CLINIC			5	100%	5
AUGUSTA HEALTH			5	100%	5
WOODHULL MEDICAL AND MENTAL HEALTH CTR		5			5
SIGNATURE URGENT CARE			5	100%	5
MIAMI CANCER INSTITUTE			5	100%	5
FLORIDA HOSPITAL LAKE MARY		5			5
MINUTE CLINIC, LLC #1434		5			5
CVS GA3766POCT DACULA		3	2	40%	5
PATIENT FIRST - LEESBURG			5	100%	5
UNIVERSITY OF CHICAGO MEDICAL CENTER LAB			5	100%	5
Enterprise Health and Rehabilitation Center		5			5
RUSH UNIVERSITY MEDICAL CENTER LABORATORY			5	100%	5
MINUTE CLINIC DIAGNOSTIC OF NORTH CAROLINA		5			5
AMERICAN MEDICAL RESPONSE - DENVER		2	3	60%	5
PREMIER FAMILY HEALTH PA			5	100%	5
MIZELL MEMORIAL HOSPITAL			5	100%	5
The Grand at Rome Nursing and Rehabilitation		5			5
WEST PACIFIC MEDICAL LABORATORY			5	100%	5
URGENT MED INC		3	2	40%	5
MORGAN STANLEY HEALTH CENTER		5			5
PINECREST PEDIATRICS GROUP LLC			5	100%	5
MINUTECLINIC DIAGNOSTIC OF KANSAS PA		5			5
MEDEXPRESS URGENT CARE - WEIRTON		5			5
DAVENPORT PEDIATRICS PA		1	4	80%	5
HAWTHORNE HEALTH AND REHABILITATION			5	100%	5
MEDEXPRESS URGENT CARE-MUNCIE		5			5
UW MEDICINE VIROLOGY LAB			5	100%	5
CELERION			5	100%	5
ST JOSEPH'S HOSPITAL NORTH LABORATORY			5	100%	5
DISCOVERY VILLAGE AT STUART		2	3	60%	5
PEDIATRIC URGENT HEALTH CARE			5	100%	5
MEDEXPRESS URGENT CARE - WILLIAMSPORT		4	1	20%	5
MOULTRIE CREEK NURSING AND REHAB			5	100%	5
SONATA VERO BEACH		5			5
FRESENIUS KIDNEY CARE SOUTH ORLANDO			5	100%	5
EGL GENETICS DIAGNOSTICS			5	100%	5
MIAMI MEDICAL CONSULTANT PA			5	100%	5
STATEN ISLAND CHAI CARE		5			5
CVS CA9113POCT CHULA VISTA		5			5

COVID-19: testing by laboratory

Data through Mar 18, 2021 verified as of Mar 19, 2021 at 09:25 AM

Data in this report are provisional and subject to change.

The numbers in the table below represent the number of Florida and non-Florida residents for whom test results were received by the Department of Health. A person can be tested by more than one laboratory and can have both positive and negative results. **Therefore, the sum of the numbers in each column will be larger than the total number of people tested.**

Reporting lab	Inconclusive	Negative	Positive	Percent positive	Total
UNIVERISTY OF MEMPHIS ATHLETIC TRAINI		5			5
COLUMBIA MEMORIAL HOSPITAL LABORATORY		5			5
URGENT TEAM - NASHVILLE		5			5
DICKSON MEDICAL ASSOCIATES PC PATH LAB		4	1	20%	5
FRESENIUS MEDICAL CARE			5	100%	5
ST. MARY'S HOSPITAL			4	100%	4
ENCOMPASS HOME HEALTH		4			4
UNIVERSITY OF MIAMI STUDENT HEALTH SERVICE			4	100%	4
MD ANDERSON CANCER CENTER DI BAY AREA			4	100%	4
CVS CA9715POCT THOUSAND OAKS		4			4
CVS IN3975POCT JEFFERSONVILLE		2	2	50%	4
IVY CREEK URGENT CARE OF ENTERPRISE			4	100%	4
CAPE COD HOSPITAL			4	100%	4
CVS NC3803POCT MOORESVILLE		4			4
ADVANCED URGENT CARE LLC		1	3	75%	4
ACCESS RECOVERY SOLUTIONS LLC			4	100%	4
CVS MO5655POCT LIBERTY		1	3	75%	4
Crowne Health Care of Montgomery		4			4
LATCHER LABORATORY OF A O FOX MEMORIAL		2	2	50%	4
CVS OH6149POCT UPPER ARLINGTON		2	2	50%	4
ASCENSION ST VINCENT'S MEDICAL CENTER		3	1	25%	4
DIAGNOSTIC & MEDICAL SPECIALISTS OF GREENWICH		2	2	50%	4
Millennium Nursing & Rehab Center		4			4
RHEA MEDICAL CENTER		4			4
CVS MA2297677CV BOSTON		4			4
REELFOOT FAMILY WALK IN CLINIC		3	1	25%	4
Kroger 125 - The Little Clinic Castle Rock		3	1	25%	4
CLINICAL LABORATORIES OF THE BUFFALO		3	1	25%	4
HOME DOCS		2	2	50%	4
FLORIDA HEART AND VASCULAR			4	100%	4
HARBOUR ISLAND PEDIATRICS LLC			4	100%	4
FLORIDA HEALTH CARE PLANS STIRLING CENTER			4	100%	4
Kroger 124 - The Little Clinic University		3	1	25%	4
WEXFORD HEALTH SOURCES INC		4			4
UNIVERISTY OF MIAMI			4	100%	4
MEDEXPRESS URGENT CARE- FORT WORTH N T		4			4
CARE ONE PRIMARY CARE			4	100%	4
WESLEY CHAPEL INTERNAL MEDICINE AND PEDIATRICS			4	100%	4
CENTERPLACE HEALTH, INC			4	100%	4
REHABILITATION CENTER OF WINTER PARK,THE			4	100%	4
EXPRESS TESTING-ONE			4	100%	4
RIVER CITY MEDICAL ASSOCIATES INC			4	100%	4
DACH MAIN LAB			4	100%	4
BELLIN HEALTH LAB		1	3	75%	4
MINIUTECLINIC DIAG OF IND, LLC #6553		4			4
PINELLAS POINT NURSING AND REHAB			4	100%	4

COVID-19: testing by laboratory

Data through Mar 18, 2021 verified as of Mar 19, 2021 at 09:25 AM

Data in this report are provisional and subject to change.

The numbers in the table below represent the number of Florida and non-Florida residents for whom test results were received by the Department of Health. A person can be tested by more than one laboratory and can have both positive and negative results. **Therefore, the sum of the numbers in each column will be larger than the total number of people tested.**

Reporting lab	Inconclusive	Negative	Positive	Percent positive	Total
Park Ridge Nursing Center		3	1	25%	4
MERCY URGENT CARE			4	100%	4
PM PEDIATRICS OF SELDEN PLLC		4			4
FLORIDA MEDICAL CLINIC -INTERNAL MED DADE CITY			4	100%	4
THE OASIS ALF		4			4
Loretto Health and Rehabilitation Center		4			4
CAREATC, INC.			4	100%	4
STONE CLINICAL LABORATORIES OF FL LLC		4			4
USCG SECTOR ST PETE		1	3	75%	4
BAYCARE MEDICAL GROUP, INC		4			4
SANFORD SOUTH UNIVERSITY		4			4
BAYLOR ESOTERIC AND MOLECULAR LAB			4	100%	4
MEDEXPRESS URGENT CARE PLEASANT HILLS		3	1	25%	4
PARADIGM LABORATORIES			4	100%	4
CELAL GUROL ERBAY, MD			4	100%	4
Calusa Harbour			4	100%	4
CVS NJ862POCT MARLBORO		4			4
MEDEXPRESS URGENT CARE - MARKHAM STREE		3	1	25%	4
CVS NV2928POCT LAS VEGAS		4			4
Atlanta VAMC		3	1	25%	4
TRIDENT BIOMETRICS		3	1	25%	4
NEMOURS CHILDREN'S CLINIC			4	100%	4
MEDEXPRESS - NEW CASTLE, DUPONT HWY		4			4
Kroger 752 - The Little Clinic Central Station		3	1	25%	4
CVS NC5532POCT SUMMERFIELD		4			4
CVS MO10053POCT SAINT PETERS		4			4
THE RETREAT AT PORT ORANGE			4	100%	4
Grace Rehabilitation of Vero Beach		4			4
APOPKA FAMILY HEALTH CENTER		3	1	25%	4
MINNESOTA DEPARTMENT OF HEALTH LABORATORY	1		3	75%	4
MINUTECLINIC #2797		4			4
NOT GIVEN		1	3	75%	4
PDL PHARMACY CORP			4	100%	4
AFTER HOURS PEDS			4	100%	4
CVS NY549POCT RIDGEWOOD		2	2	50%	4
JOHNNIE RUTH CLARKE LAB			4	100%	4
MED EXPRESS URGENT CARE PC - MARYLAND		3	1	25%	4
MEDEXPRESS URGENT CARE - SOUTH PARKERSBURG		4			4
MY WELLNESS EXPRESS			4	100%	4
MINUTECLINIC DIAG OF IND LLC #1367		4			4
MEDEXPRESS - WILMINGTON CONCORD PIKE		3	1	25%	4
NEMOURS CHILDREN'S URGEN CARE			4	100%	4
ADVENTHEALTH NEW SMYRNA BEACH COMMUNITY HEALTH			4	100%	4
RELIANT ACUTE CARE			4	100%	4
CLINICAL ASSOCIATES OF ORLANDO LLC		4			4
MINUTECLINIC DIAG OF IND LLC #6840		4			4

COVID-19: testing by laboratory

Data through Mar 18, 2021 verified as of Mar 19, 2021 at 09:25 AM

Data in this report are provisional and subject to change.

The numbers in the table below represent the number of Florida and non-Florida residents for whom test results were received by the Department of Health. A person can be tested by more than one laboratory and can have both positive and negative results. **Therefore, the sum of the numbers in each column will be larger than the total number of people tested.**

Reporting lab	Inconclusive	Negative	Positive	Percent positive	Total
CVS IL8747POCT CHICAGO		4			4
Kroger 959 - The Little Clinic Carmel		4			4
MEDEXPRESS URGENT CARE-PASADENA		4			4
CORTLAND REGIONAL MEDICAL CENTER		4			4
MEMORIAL HEALTHCARE SYSTEM		1	3	75%	4
PANCARE HEALTH YOUNGSTOWN			4	100%	4
PHYSICIANS QUALITY CARE			4	100%	4
OHIO CVS STORES		3	1	25%	4
MINUTECLINIC DIAGNOSTIC OF WISCONSIN, LLC		4			4
NEULIFE NEUROLOGICAL SERVICES LLC			4	100%	4
DYNACARE LABORATORIES			4	100%	4
LAKE MARY PEDIATRICS			4	100%	4
CVS PA10034POCT PITTSBURGH		4			4
MINUTECLINIC MINUTECLINIC #3665		4			4
ELITE MEDICAL CENTER			4	100%	4
DEPARTMENT OF HEALTH/ NEW YORK			4	100%	4
MEDEXPRESS URGENT CARE - LEDGEWOOD		3	1	25%	4
FAMILY MEDICAL CLINIC HOMESTEAD, LLC			4	100%	4
AIRPORT CLINIC			4	100%	4
TARPON SPRINGS PEDIATRICS, LLC			4	100%	4
WINDER NURSING INC DBA WINDER HEALTH CARE		4			4
MEDEXPRESS URGENT CARE-SCOTT TOWNSHIP		3	1	25%	4
CULLMAN REGIONAL MEDICAL CENTER		3	1	25%	4
CVS IN6713POCT BLOOMINGTON		4			4
BOND & STEELE CLINIC PA D/B/A BOND CLINIC PA		4			4
MEDEXPRESS URGENT CARE - SOMERSET TOWNSHIP		4			4
MINUTECLINIC, LLC #07852		4			4
NORTH OKALOOSA CLINIC CORP		1	3	75%	4
CAREWELL 202			4	100%	4
DASCENA LABORATORY			4	100%	4
UNION CITY MANOR NURSING CENTER		4			4
MINUTECLINIC DIAGNOSTIC MED GRP OF SAN		3	1	25%	4
CVS IL8751POCT CHICAGO		4			4
MEDEXPRESS URGENT CARE - WALDORF, CRAIN HWY		4			4
CVS AZ9210POCT SCOTTSDALE		4			4
COMMUNITY HEALTH CENTER OF WEST PALM BEACH			4	100%	4
IMIC INC RESEARCH			4	100%	4
WINCHESTER MEDICAL CENTER			4	100%	4
FLORIDA MEDICAL ASSOCIATES LLC			4	100%	4
CVS NV9841POCT RENO		2	2	50%	4
MEDICINE SHOPPE #1306 THE		3	1	25%	4
CARENOW URGENT CARE - WINTER SPRINGS		3	1	25%	4
CELEBRATION PEDIATRICS			4	100%	4
CHILDREN'S MEDICAL GROUP		4			4
MINUTE CLINIC LLC #0169		4			4
HEART OF FLORIDA HEALTH CENTER INC		1	3	75%	4

COVID-19: testing by laboratory

Data through Mar 18, 2021 verified as of Mar 19, 2021 at 09:25 AM

Data in this report are provisional and subject to change.

The numbers in the table below represent the number of Florida and non-Florida residents for whom test results were received by the Department of Health. A person can be tested by more than one laboratory and can have both positive and negative results. **Therefore, the sum of the numbers in each column will be larger than the total number of people tested.**

Reporting lab	Inconclusive	Negative	Positive	Percent positive	Total
ACCENT PHYSICIAN SPECIALISTS PA		4			4
SUMNER REGIONAL MEDICAL CENTER		3	1	25%	4
MINUTECLINIC DIAGNOSTIC MED GRP OF ORA		3	1	25%	4
MINUTECLINIC DIAG OF IND, LLC #10190		4			4
Hillspring of Springboro		4			4
HENDRY/GLADES COUNTY HEALTH DEPARTMENT		3	1	25%	4
HEALTHCARE NETWORK OF SOUTHWEST FLORIDA			4	100%	4
UF HEALTH PATHOLOGY LABORATORIES			4	100%	4
SIGNATURE CARE EMERGENCY CENTER		2	2	50%	4
MEDEXPRESS URGENT CARE - KOKOMO		4			4
SHARP MEMORIAL HOSPITAL MICROBIOLOGY DEPT			4	100%	4
POWERS PEDIATRICS			4	100%	4
CAPITAL HEALTH LABORATORY INC			4	100%	4
MARK HOANG MD PA			4	100%	4
FCHC (OB)-DARWIN SQUARE CTR.			4	100%	4
MEDEXPRESS URGENT CARE - WEST ST PAUL, ROBERT ST S		3	1	25%	4
LOUISIANA DEPT. OF HEALTH AND HOSPITALS-INFECTIOUS DISEASE EPI SECTION			4	100%	4
PARKWAY DRUGS OF ONEIDA COUNTY NORTH I		3	1	25%	4
MD ANDERSON			4	100%	4
DEPARTMENT OF PATHOLOGY ROME MEMORIAL		3	1	25%	4
COMPREHENSIVE CLINICAL RESEARCH, LLC			4	100%	4
MINUTECLINIC DIAG OF IND, LLC #6472		4			4
AHC of Mckenzie		4			4
FISHERMEN'S HOSPITAL			4	100%	4
INTERMARKET FACILITY			4	100%	4
L3HARRIS FAMILY MEDICAL CENTER			4	100%	4
MINUTECLINIC DIAG OF IND, LLC #6910		4			4
MEMORIAL HEALTH CARE SYSTEMS			4	100%	4
SINAI PLAZA NURSING AND REHAB CENTER			4	100%	4
MINUTECLINIC DIAGNOSTIC OF OHIO #6147		3	1	25%	4
MONROE URGENT CARE		3	1	25%	4
BARTON MEMORIAL HOSPITAL		3	1	25%	4
GENEVA GENERAL HOSPITAL LABORATORY		3	1	25%	4
Bethany Health and Rehab		4			4
PANCARE HEALTH - PONCE DE LEON			4	100%	4
MD NOW URGENT CARE - DELRAY WEST			4	100%	4
ManorCare Rehabilitation Center- Decatur		4			4
MINUTECLINIC DIAGNOSTIC OF PENNSYLVAN		3	1	25%	4
PREMIER PEDIATRICS		1	3	75%	4
MINUTECLINIC DIAGNOSTIC OF OHIO #2964		4			4
NASSAU UNIVERSITY MEDICAL CENTER DEPT		3	1	25%	4
NAVAL MEDICAL CENTER SAN DIEGO			4	100%	4
CVS KY4779POCT LOUISVILLE		3	1	25%	4
DTR LABS		3	1	25%	4
CONSULATE HEATH CARE AT WEST ALTAMONTE			4	100%	4
URGENT CARE - OCONEE		2	2	50%	4

COVID-19: testing by laboratory

Data through Mar 18, 2021 verified as of Mar 19, 2021 at 09:25 AM

Data in this report are provisional and subject to change.

The numbers in the table below represent the number of Florida and non-Florida residents for whom test results were received by the Department of Health. A person can be tested by more than one laboratory and can have both positive and negative results. **Therefore, the sum of the numbers in each column will be larger than the total number of people tested.**

Reporting lab	Inconclusive	Negative	Positive	Percent positive	Total
COVENIENT CARE MEDICAL CLINIC			4	100%	4
MEDEXPRESS URGENT CARE - MOUNTAIN HOME		3	1	25%	4
AURORA BAYCARE UROLOGY			4	100%	4
MEDEXPRESS URGENT CARE, FAIRMONT		4			4
REGIONAL MEDICAL LAB			4	100%	4
MONTANA DEPARTMENT OF PUBLIC HEALTH & HUMAN SERVICES			4	100%	4
ALVARO J DANGOND MD PA		4			4
FLORENCE - HUNTSVILLE HOSPITAL URGENT CARE		3	1	25%	4
LEON MEDICAL CENTERS, LLC			4	100%	4
MEDEXPRESS URGENT CARE HUNTINGTON		4			4
CLINICAL PATHOLOGY LABORATORIES			4	100%	4
Mill Valley Care Center		4			4
ARCPPOINT LABS OF FORT LAUDERDALE, FL CENTRAL		1	3	75%	4
MINUTECLINIC DIAG OF IND LLC #1138		3	1	25%	4
EPI			4	100%	4
GILCHRIST COUNTY HEALTH DEPT			4	100%	4
MEDEXPRESS URGENT CARE - WAXAHACHIE, N HIGHWAY 77		2	2	50%	4
OPTUM OF RED ROAD		4			4
PALM BEACH CANCER INSTITUTE			4	100%	4
MIAMI COMMUNITY HEALTH CENTER INC		1	3	75%	4
RML PHARMACY PC		4			4
CENTRAL JERSEY URGENT CARE		4			4
UNC HOSPITAL/MCLENDON CLINICAL LABORATORIES			4	100%	4
MINUTECLINIC DIAG OF IND, LLC #8645		4			4
PORT ORANGE NURSING & REHAB			4	100%	4
WALGREENS #07034		4			4
MEDEXPRESS URGENT CARE LAVALE		4			4
GAINESVILLE PEDIATRIC ASSOCIATES		1	3	75%	4
SOUTH FLORIDA RESEARCH ORGANIZATION			4	100%	4
CORIZON HEALTH INC			4	100%	4
CVS CA8850POCT HUNTINGTON BEACH		3	1	25%	4
PRINCETON BMC LABORATORY		4			4
MINUTE CLINIC #8979		4			4
DEPARTMENT OF HEALTH AND HUMAN SERVICES		2	2	50%	4
H/L of WEst ASHley Rhabilitation and Nursing Center		4			4
PATIENT FIRST - ALLENTOWN			4	100%	4
Health Care Center of Jacksonville			4	100%	4
CHIPOLA QUICK CARE		1	3	75%	4
SOUTHWESTERN REGIONAL MEDICAL CENTER - TULSA		4			4
State Lab Unspecifd			4	100%	4
INVERNESS FAMILY CARE HIGH RISK PLLC			4	100%	4
MEDFIRST URGENT CARE			4	100%	4
JFK INTERNAL MEDICINE FACULTY PRACTICE		2	2	50%	4
MEDEXPRESS URGENT CARE - WICHITA, S SENECA ST		2	2	50%	4
TMH PHYSICIAN PARTNERS SOUTHWOOD		1	3	75%	4
SOUTH FLORIDA PEDIATRIC PARTNERS			4	100%	4

COVID-19: testing by laboratory

Data through Mar 18, 2021 verified as of Mar 19, 2021 at 09:25 AM

Data in this report are provisional and subject to change.

The numbers in the table below represent the number of Florida and non-Florida residents for whom test results were received by the Department of Health. A person can be tested by more than one laboratory and can have both positive and negative results. **Therefore, the sum of the numbers in each column will be larger than the total number of people tested.**

Reporting lab	Inconclusive	Negative	Positive	Percent positive	Total
BENEVA LAKES HEALTHCARE & REHAB CENTER			4	100%	4
MINUTE-CLINIC DIAGNOSTIC OF VIRGINIA,		4			4
LIFEHOPE LABS			4	100%	4
VITAL CARE URGENT CARE			4	100%	4
Kroger 895 - The Little Clinic Green Hills		4			4
CVS IN5696POCT FORT WAYNE		4			4
DISCOVERY VILLAGE AT DEERWOOD			4	100%	4
CAREWELL URGENT CARE			4	100%	4
BIOREFERENCE LABORATORIES			4	100%	4
PRIMECARE		2	2	50%	4
GENUS DIAGNOSTICS			4	100%	4
OWL NOW URGENT CARE			4	100%	4
PEACEHEALTH LABORATORIES		3	1	25%	4
SunTerrace Health Care Center		3	1	25%	4
EXTENDICARE HEALTH & REHAB CENTER		4			4
CVS MA394POCT SEEKONK		4			4
FHCP - ORMOND BEACH			4	100%	4
Westminster Manor		3	1	25%	4
Willowbrooke Court at Country House		4			4
MARSHFIELD LABORATORIES			4	100%	4
INDUSTRY LAB DIAGNOSTIC PARTNERS			4	100%	4
OKLAHOMA STATE UNIVERSITY DIAGNOSTIC LAB			4	100%	4
TRUE HEALTH- HOFFNER		3	1	25%	4
WELLMED AT FORT PIERCE		2	2	50%	4
SONIC REFERENCE LABORATORY			4	100%	4
CVS PA813POCT RICHBORO		4			4
FLORIDA HOSPITAL ALTAMONTE		2	2	50%	4
BLOOMIN BRANDS WELLNESS CENTER		3	1	25%	4
CRESTAR LABS		2	2	50%	4
LAKE FOREST PARK OP CO LLC		4			4
CAPTAIN JAMES A. LOVELL FEDERAL HEALTHCARE CENTER			4	100%	4
CVS SC2269POCT COLUMBIA		3	1	25%	4
CVS ME329POCT PORTLAND		4			4
ORANGE COUNTY HEALTH DEPARTMENT		2	2	50%	4
MINUTECLINIC, LLC #1452		4			4
MEDEXPRESS - NEWARK		4			4
BETHPAGE EXTENDED HOURS CENTER		4			4
CVS OH3393POCT AURORA		3	1	25%	4
Heartland of Boynton Beach			4	100%	4
GUTHRIE MEDICAL GROUP - CORNING		3	1	25%	4
DEACONESS HOSPITAL			4	100%	4
CVS TX8387POCT AUSTIN		4			4
CVS OH2342POCT WEST CHESTER		3	1	25%	4
CVS MD1515POCT LEONARDTOWN		3	1	25%	4
MEDEXPRESS URGENT CARE - TEAYS VALLEY		3	1	25%	4
THONOTOSASSA COMMUNITY HEALTH CENTER		1	3	75%	4

COVID-19: testing by laboratory

Data through Mar 18, 2021 verified as of Mar 19, 2021 at 09:25 AM

Data in this report are provisional and subject to change.

The numbers in the table below represent the number of Florida and non-Florida residents for whom test results were received by the Department of Health. A person can be tested by more than one laboratory and can have both positive and negative results. **Therefore, the sum of the numbers in each column will be larger than the total number of people tested.**

Reporting lab	Inconclusive	Negative	Positive	Percent positive	Total
TAPESTRY TALLAHASSEE WALDEN		4			4
MAINE DEPARTMENT OF HEALTH AND HUMAN SERVICES			4	100%	4
WILLIAM A HINTON STATE LABORATORY INSTITUTE		1	3	75%	4
ORLANDO FAMILY PHYSICIANS INC			4	100%	4
VIDANT MEDICAL CENTER			4	100%	4
OMNICARE PHARMACY OF TEXAS 1		4			4
LIVERNE HEALTH AND REHABILITATION		4			4
GASTROENTEROLOGY ASSOC OF PENSACOLA, PA		2	2	50%	4
CONSOLIDATED LABORATORY SERVICES			4	100%	4
MINUTECLINIC OF NEVADA-2955 S FT APACH		4			4
MINUTECLINIC, LLC #5707		4			4
FAMILY MEDICINE AT WINTER PARK			4	100%	4
MEDEXPRESS URGENT CARE - SUMMERSVILLE, WEBSTER RD		4			4
CENTRAL FLORIDA INTERNAL OCCUPATIONAL AND		4			4
CVS PA1193POCT JENKINTOWN		4			4
EMORY UNIVERSITY HOSPITAL		1	3	75%	4
PHYSICIANS IMMEDIATE CARE AURORA			4	100%	4
LIFE CARE HOME HEALTH SERVICES LLC		1	3	75%	4
Robert Wood Johnson University Hospital		3	1	25%	4
HAMPTON ALF AT 24TH ROAD LLC			4	100%	4
REMEDY URGENT CLINIC		2	2	50%	4
CLINICAL CARE CENTER, INC			4	100%	4
COMMUNITY PHYSICIANS OF NORTH PORT PA			4	100%	4
SOUTHLAND SUITES OF LAKE LAND			4	100%	4
CVS PA258POCT MCKEES ROCKS		4			4
AFFINITY URGENT CARE			4	100%	4
INTRACOASTAL LABS INC		4			4
MEDEXPRESS URGENT CARE MARTINSBURG		2	2	50%	4
CVS TX10140POCT THE WOODLANDS		4			4
BUCKINGHAM PLACE ALF		4			4
WYOMING PUBLIC HEALTH LAB			4	100%	4
ADVENT HEALTH - TUSKAWILLA		4			4
HCR ManorCare Greentree		4			4
CVS NJ836POCT RUNNEMEDE		4			4
ADVENTHEALTH MEDICAL GROUP PEDIATRICS		1	3	75%	4
HUNT CLUB MEDICAL CARE			4	100%	4
ManorCare Health Services Camp Hill		4			4
CVS TN4624POCT KNOXVILLE		3	1	25%	4
NIBHA MEDIRATTA MD PL			4	100%	4
SIGNATURE CARE MONTROSE		2	2	50%	4
OVIEDO CHILDRENS HEALTH CENTER LLC		1	3	75%	4
KENTUCKY CABINET FOR HEALTH AND FAMILY SERVICES			4	100%	4
REFUGE A HEALING PLACE, THE			4	100%	4
CVS CT718POCT ANSONIA		4			4
MEDICAL UNIVERSITY SC HOSPITAL			4	100%	4
BROOKDALE WEST BOYNTON BEACH		4			4

COVID-19: testing by laboratory

Data through Mar 18, 2021 verified as of Mar 19, 2021 at 09:25 AM

Data in this report are provisional and subject to change.

The numbers in the table below represent the number of Florida and non-Florida residents for whom test results were received by the Department of Health. A person can be tested by more than one laboratory and can have both positive and negative results. **Therefore, the sum of the numbers in each column will be larger than the total number of people tested.**

Reporting lab	Inconclusive	Negative	Positive	Percent positive	Total
WE CARE - CARNIVAL CRUISELINE		4			4
MEDICAL CENTER ENTERPRISE			4	100%	4
MONROE COUNTY DEPT OF PUBLIC HEALTH ST		4			4
LPG COCONUT POINT - FAMILY/ INTERNAL MEDICINE		4			4
CVS PA1296POCT DREXEL HILL		3	1	25%	4
MINUTECLINIC DIAG OF IND, LLC #6648		3	1	25%	4
MEDEXPRESS URGENT CARE - MBURG COMMONS		4			4
Kroger 339 - The Little Clinic Highlands - Bardstown Road		4			4
CVS GA2841POCT LAWRENCEVILLE		4			4
BAPTIST HEALTH MEDICAL CENTER			4	100%	4
MICHIGAN HEALTH CLINIC LABORATORIES		3	1	25%	4
NONA PEDIATRIC CENTER			4	100%	4
WOMEN'S CARE FLORIDA, LLC		4			4
PLAINVIEW PRIMARY CARE		4			4
ROAN DRUG COMPANY LLC		4			4
INFINITI LABS INC			4	100%	4
ASCENDI HOME HEALTH AGENCY INC			4	100%	4
Bon Secours Place		3	1	25%	4
BEECHTREE MOLECULAR LAB LLC			4	100%	4
HARBORCHASE OF VILLAGES CROSSING			4	100%	4
CVS NC2313POCT RALEIGH		3	1	25%	4
SOUTHEASTERN REGIONAL MEDICAL CENTER			4	100%	4
ELIZABETH CITY HEALTH & REHABILITATION		4			4
FAMILY MEDICINE AT WATERMAN		4			4
MINUTECLINIC DIAGNOSTIC OF VIRGINIA, LLC #1656		4			4
BIOTEST PLASMA CENTER		4			4
PILGRIM PHARMACY INC		4			4
DERMATOLOGY SPECIALISTS OF FL - DR. JON WARD			4	100%	4
CULLMAN REGIONAL URGENT CARE		3	1	25%	4
UNIVERSITY OF MICHIGAN		2	2	50%	4
MAILBOX DIAGNOSTICS		2	2	50%	4
FLORIDA CANCER SPECIALISTS AND RESEARCH		2	2	50%	4
Metro West Nursing and Rehab			4	100%	4
UNIVERSITY OF WASHINGTON MEDICAL CENTER (UWMC) EMERGENCY DEPT.			4	100%	4
MEDEXPRESS URGENT CARE - TULSA, S YALE AVE		4			4
AIREVAC INTERNATIONAL		4			4
ST PETE DIRECT PRIMARY CARE		2	2	50%	4
ELDER ALTERNATIVES INC		3	1	25%	4
QUATRACOR PLLC		4			4
CVS NJ715POCT WAYNE		3			3
SOFTCELL L-FORM LABORATORIES, LLC			3	100%	3
RUSSELL SAGE COLLEGE WELLNESS CENTER		3			3
NORTH CAROLINA DEPT OF HEALTH & HUMAN SRVCS STATE LAB OF PUBLIC HEALTH			3	100%	3
MEDEXPRESS URGENT CARE NORWIN		3			3
NEW YORK STATE DEPARTMENT OF HEALTH		1	2	67%	3
CAPTIAL REGIONAL MEDICAL CENTER			3	100%	3

COVID-19: testing by laboratory

Data through Mar 18, 2021 verified as of Mar 19, 2021 at 09:25 AM

Data in this report are provisional and subject to change.

The numbers in the table below represent the number of Florida and non-Florida residents for whom test results were received by the Department of Health. A person can be tested by more than one laboratory and can have both positive and negative results. **Therefore, the sum of the numbers in each column will be larger than the total number of people tested.**

Reporting lab	Inconclusive	Negative	Positive	Percent positive	Total
LRHS Florida Poly Tech		3			3
F W HUSTON MEDICAL CENTER SENIOR LIVIN		3			3
URGENT CARE OF THE SMOKIES			3	100%	3
HALIFAX HEALTH CARE FOR WOMEN		3			3
TERRACE OF ST CLOUD, THE		2	1	33%	3
COASTAL SKIN SURGERY AND DERMATOLOGY PL		3			3
ONslow MEMORIAL HOSPITAL LABORATORY		3			3
CVS PA1074POCT KENNETT SQUARE		3			3
SMOKY MOUNTAIN URGENT CARE AND FAMILY MEDICINE CENTER			3	100%	3
NASSAU COUNTY HEALTH DEPARTMENT-FERNANDINA BEACH C		3			3
NHC HealthCare Anniston		3			3
WEST COCOA PHARMACY			3	100%	3
320 S TRANSIT ST		3			3
MEDICAL CENTER OF THE ROCKIES			3	100%	3
ST LUKES HOSPITAL LABORATORY		2	1	33%	3
Sears Coastal Nursing and Rehab		3			3
Kroger 186 - The Little Clinic Holiday Manor		2	1	33%	3
Grandview Health Care Center		3			3
ORLANDO AIRPORT DIALYSIS		3			3
HOPE HEALTH CARE, LLC		3			3
SENTARA NORFOLK GENERAL HOSPITAL CENTRAL LAB			3	100%	3
SURETOX LABORATORY LLC		2	1	33%	3
CENTRAL DUPAGE HOSPITAL			3	100%	3
EASTMAN HEALTHCARE & REHAB		3			3
BRITO MEDICAL CENTER		1	2	67%	3
TAMPA		1	2	67%	3
DEVANSH LAB WERKS		1	2	67%	3
BROOKDALE OAKBRIDGE		1	2	67%	3
MEDEXPRESS URGENT CARE- COLUMBIA HEIGH		3			3
CVS OH2518POCT COLUMBUS		2	1	33%	3
DEPARTMENT OF HEALTH AND ENVIRONMENTAL CONTROL			3	100%	3
FLORIDA HOSPITAL PHYSICIANS GROUP		1	2	67%	3
Kroger 627 - The Little Clinic Castleberry		2	1	33%	3
CROSSROADS URGENT CARE PLLC		3			3
Walgreens #5984		3			3
CORTLAND COUNTY HEALTH DEPARTMENT		3			3
SANFORD MOBILE LAB			3	100%	3
FLORIDA HOSPITAL LABORATORIES		3			3
ADVENTHEALTH IMAGING LAKE NONA		1	2	67%	3
COVANCE CLS			3	100%	3
CVS PA1379POCT LANSDALE		3			3
SHANDS AT LAKE SHORE LAB		1	2	67%	3
SUN TERRACE HEALTH CARE CENTER			3	100%	3
VIRGINIA DIVISION OF CONSOLIDATED LABORATORIES			3	100%	3
CVS SC7334POCT LEXINGTON		3			3
CAREHERE LLC			3	100%	3

COVID-19: testing by laboratory

Data through Mar 18, 2021 verified as of Mar 19, 2021 at 09:25 AM

Data in this report are provisional and subject to change.

The numbers in the table below represent the number of Florida and non-Florida residents for whom test results were received by the Department of Health. A person can be tested by more than one laboratory and can have both positive and negative results. **Therefore, the sum of the numbers in each column will be larger than the total number of people tested.**

Reporting lab	Inconclusive	Negative	Positive	Percent positive	Total
VA OUTPATIENT CLINIC-NEW PORT RICHEY			3	100%	3
MIDDLETON PEDIATRICS			3	100%	3
MINUTECLINIC DIAG OF IND, LLC #6483		1	2	67%	3
ENCOMPASS HEALTH REHABILITATION OF ALTAMONTE			3	100%	3
MONTANA PUBLIC HEALTH LAB			3	100%	3
COMMUNICABLE DISEASE CONTROL/PUBLIC HEALTH EMERGENCY PREPAREDNESS			3	100%	3
FELICIDAD MEDICAL CENTER INC			3	100%	3
MEDEXPRESS URGENT CARE - WHEELING		2	1	33%	3
ACL LABORATORIES INDUSTRIAL TOXICOLOGY			3	100%	3
ADVANCED MEDICAL RESEARCH CENTER LLC			3	100%	3
BROOKDALE LAKE MARY			3	100%	3
Westside Terrace		3			3
DOCTOR 4 U CLINIC		1	2	67%	3
EXCEL URGENT CARE OF NJ, LLC		1	2	67%	3
IOWA DEPARTMENT OF PUBLIC HEALTH			3	100%	3
MINUTECLINIC DIAGNOSTIC PA #3344		3			3
ESCO DRUG CO INC		3			3
DEPARTMENT OF HEALTH AND HUMAN SERVICES DIVISION OF BEHAVIORAL HEALTH		1	2	67%	3
HOMELAND CENTER		3			3
Wynfield Park Health and Rehabilitation		3			3
NEWSTAR MEDICAL LABORATORIES		3			3
CVS SC4122POCT TAYLORS		3			3
CVS KS676POCT LAWRENCE		2	1	33%	3
FIRST CARE - MIDDLESBORO			3	100%	3
IMMERSION RESIDENTIAL LLC			3	100%	3
NEMOURS CHILDRENS PRIMARY CARE HORIZON WEST			3	100%	3
BROOKDALE SENIOR LIVING			3	100%	3
SUMMIT MEDICAL GROUP - WEST ORANGE		3			3
OPP HEALTH AND REHABILITATION		3			3
OPTUM PRIMARY CARE - SILVER LAKES			3	100%	3
PICHARDO CLINIC, THE		1	2	67%	3
NDX-CORE LAB			3	100%	3
NORTHCREST MEDICAL CENTER		1	2	67%	3
ADVICE FOR OPTIMAL WELLNESS, INC			3	100%	3
ORCHID COVE DAYTONA			3	100%	3
RAPID CITY URGENT CARE			3	100%	3
EAST NAPLES PEDIATRICS			3	100%	3
HELIX LW UC		1	2	67%	3
ADRIANA M CASTRO MD PA		3			3
CARECENTER PHARMACY, LLC		3			3
WALGREENS #07502		3			3
UHEALTH JACKSON URGENT CARE - CUTLER BAY		1	2	67%	3
PARADISE VILLA ALF INCORPORATED		3			3
MARRA'S PHARMACY		3			3
PRISMA HEALTH MIDLANDS			3	100%	3
MOUNT SINAI AVENTURA DIAGNOSTIC CENTER			3	100%	3

COVID-19: testing by laboratory

Data through Mar 18, 2021 verified as of Mar 19, 2021 at 09:25 AM

Data in this report are provisional and subject to change.

The numbers in the table below represent the number of Florida and non-Florida residents for whom test results were received by the Department of Health. A person can be tested by more than one laboratory and can have both positive and negative results. **Therefore, the sum of the numbers in each column will be larger than the total number of people tested.**

Reporting lab	Inconclusive	Negative	Positive	Percent positive	Total
Englewood Health and Rehab			3	100%	3
SPARROW CENTRAL LAB			3	100%	3
MEDICAL CITY DALLAS HOSPITAL			3	100%	3
BAPTIST OUTPATIENT SERVICES			3	100%	3
SCRIPPS CLINIC MEDICAL			3	100%	3
CCRX OF NORTH CAROLINA, LLC		2	1	33%	3
CLARA MAASS TRANSITIONAL CARE UNIT		3			3
CENTRAL JERSEY URGENT CARE OF BROWN MI		3			3
AHMG SURGICAL SPECIALIST		3			3
WEST TN HEALTH MED NORTH		3			3
PUBLIC HEALTH TRUST OF MIAMI DADE COUNTY			3	100%	3
MINUTECLINIC DIAG OF IND, LLC #5369		2	1	33%	3
MID-FLORIDA PATHOLOGY LLC - MOBILE UNIT # 3		1	2	67%	3
ALLIED PHYSICIANS GROUP PLLC		3			3
NEW YORK PHYSICIANS LLP		3			3
TIEHH BIOTERRORISM RESPONSE LAB			3	100%	3
CVS AZ10150POCT PHOENIX		3			3
ALL4KIDZ PEDIATRICS LLC		2	1	33%	3
BETTERMED URGENT CARE			3	100%	3
PREMIER CLINICAL RESEARCH INSTITUTE INC			3	100%	3
LEESBURG COMMUNITY HEALTH CENTERS			3	100%	3
NORTHERN LIGHT LABORATORY		1	2	67%	3
HELIX MEDICAL CENTERS		1	2	67%	3
BRENTWOOD SENIOR LIVING AT ST PETE			3	100%	3
JACKSONVILLE PEDIATRICS			3	100%	3
Kroger 635 - The Little Clinic Dacula		3			3
HEARTLAND - CHARLESTON OF HANAHAN SC,		3			3
SOLERA SPECIALTY PHARMACY LLC		2	1	33%	3
ADVANCED URGENT CARE CENTER OF THE UPPER KEYS		1	2	67%	3
Kroger 522 - The Little Clinic Gahanna		2	1	33%	3
CENTURY LINK SPORTS COMPLEX			3	100%	3
BAPTIST HOSPITAL NURSING/PATIENT CARE			3	100%	3
THOMAS LANGLEY			3	100%	3
TARRANT COUNTY PUBLIC HEALTH		3			3
INTERCOASTAL FAMILY PRATICE		1	2	67%	3
INTERNAL MEDICINE AND WOUND CARE SPECIALIST LLC		3			3
NORTHWEST FLORIDA CLINICAL LAB		1	2	67%	3
BAYSIDE URGENT CARE CENTER INC			3	100%	3
COOPER UNIVERSITY HOSPITAL LABORATORY		2	1	33%	3
CVS MA1006POCT BROCKTON		3			3
MINUTE CLINIC LLC #1909		3			3
BLACK STALLION WALK IN AND EXERCISE CLINICS LLC		1	2	67%	3
MED FUSION			3	100%	3
Concordia Village of Tampa			3	100%	3
MONTEFIORE MEDICAL CENTER LABS MONTEFIORE		2	1	33%	3
ASPEN VALLEY HOSPITAL			3	100%	3

COVID-19: testing by laboratory

Data through Mar 18, 2021 verified as of Mar 19, 2021 at 09:25 AM

Data in this report are provisional and subject to change.

The numbers in the table below represent the number of Florida and non-Florida residents for whom test results were received by the Department of Health. A person can be tested by more than one laboratory and can have both positive and negative results. **Therefore, the sum of the numbers in each column will be larger than the total number of people tested.**

Reporting lab	Inconclusive	Negative	Positive	Percent positive	Total
PATHOLOGY REFERENCE LAB LLC			3	100%	3
MARTHA A PRICE MD PA		1	2	67%	3
Kroger 388 - The Little Clinic Braelinn Village		3			3
MEDEXPRESS URGENT CARE - RICHMOND, W BROAD ST		3			3
CVS NC7548POCT FUQUAY VARINA		2	1	33%	3
NORTH SHORE HOSP. INFECTION CONTROL			3	100%	3
LIVINGSTON COUNTY DEPT OF HEALTH REPRO			3	100%	3
PEDIATRICS BY THE SEA JOG RD OFFICE			3	100%	3
VIRGINIA DEPARTMENT OF HEALTH DIVISION OF			3	100%	3
MID FLORIDA CLINICAL LABORATORY		2	1	33%	3
SEMINOLE FAMILY HEALTH CENTER		3			3
MEDEXPRESS URGENT CARE - WILKES BARRE		2	1	33%	3
Kroger 571 - The Little Clinic Hendersonville		1	2	67%	3
ALLIANCE LABS @LRMC			3	100%	3
GUTHRIE CORNING HOSPITAL LABORATORY		3			3
Hunterdon Medical Center Laboratory		3			3
WALGREENS NO 19542		3			3
CVS MA594POCT FALMOUTH		3			3
AFC URGENT CARE/FARRAGUT			3	100%	3
MEDEXPRESS URGENT CARE, BELLE VERNON		3			3
BOLING, STEPHANIE		3			3
SOUTH COUNTY MENTAL HEALTH CENTER INC			3	100%	3
TRUE HEALTH - LAKE UNDERHILL		3			3
ST. LUKE'S HOSPITAL - BETHLEHEM CAMPUS		1	2	67%	3
ADVENT HEALTH - CENTRAL PASCO ER			3	100%	3
QUEST DIAGNOSTICS CLINICAL LABORATORIES INC		2	1	33%	3
MEDEXPRESS URGENT CARE - LITTLE ROCK		2	1	33%	3
MPG JACKSONVILLE ATLANTIC BLVD		1	2	67%	3
HARBORCHASE OF STUART			3	100%	3
REGIONAL MEDICAL CENTER BAYONET POINT			3	100%	3
IMA MEDICAL CENTER OF OVIEDO			3	100%	3
CVS PHARMACY INC DBA CVS/PHARMACY #10908		3			3
NASSAU COUNTY HEALTH DEPARTMENT		3			3
Gracemore Nursing and Rehab		3			3
LEESBURG REGIONAL MEDICAL CENTER URGENT CARE			3	100%	3
CAMPAZZI CONCIERGE MEDICAL SERVICES		2	1	33%	3
MINUTECLINIC, LLC (CLINIC 10928)		3			3
BRADENTON PHYSICIAN MEDICAL CENTER			3	100%	3
PARRISH MEDICAL CENTER-WAIVED TESTING		3			3
OAKS OF CLEARWATER, THE		2	1	33%	3
MINUTE-CLINIC DIAGNOSTIC OF VIRGINIA, LLC #3949		3			3
OHIO HEALTH DOCTORS HOSPITAL			3	100%	3
ST LUCIE COUNTY HEALTH DEPARTMENT		2	1	33%	3
HOUSTON METHODIST HOSPITAL			3	100%	3
CVS IN7653POCT EVANSVILLE		2	1	33%	3
MINUTECLINIC #788		3			3

COVID-19: testing by laboratory

Data through Mar 18, 2021 verified as of Mar 19, 2021 at 09:25 AM

Data in this report are provisional and subject to change.

The numbers in the table below represent the number of Florida and non-Florida residents for whom test results were received by the Department of Health. A person can be tested by more than one laboratory and can have both positive and negative results. **Therefore, the sum of the numbers in each column will be larger than the total number of people tested.**

Reporting lab	Inconclusive	Negative	Positive	Percent positive	Total
MEDEXPRESS URGENT CARE- ALLISON PARK		1	2	67%	3
CORMEUM LAB SERVICES, LLC			3	100%	3
TUFTS MEDICAL CENTER			3	100%	3
KISSIMMEE URGENT CARE		3			3
MUNSON MEDICAL CENTER			3	100%	3
CVS RI326POCT NORTH SMITHFIELD		3			3
MEADOWS AT CYPRESS GARDENS, THE		3			3
CVS PA1657POCT YORK		2	1	33%	3
ADVENT HEALTH MEDICAL GROUP FAMILY MEDICINE			3	100%	3
YATES COUNTY PUBLIC HEALTH		3			3
LPG PEDIATRICS AT LEHIGH ACRES		2	1	33%	3
CVS MO4850POCT SPRINGFIELD		3			3
LEE MEMORIAL HOSPITAL BLOOD GAS LAB			3	100%	3
VICAR'S LANDING NURSING HOME		2	1	33%	3
Kroger 758 - The Little Clinic Providence		3			3
NYC PUBLIC HEALTH LABS			3	100%	3
GONZALEZ MD AND ASWAD MD HEALTH SERVICES			3	100%	3
CVS TN7144POCT BARTLETT		3			3
MARINA ISLE ASSISTED LIVING		3			3
BNC Medical Investors, LLC Berrien Nursing & Rehabilitation Center		3			3
CVS SC5471POCT LEXINGTON		2	1	33%	3
LEVY COUNTY DEPT. OF PUBLIC SAFETY		1	2	67%	3
Fort Gaines Health and Rehab		3			3
CVS NM8918POCT ALBUQUERQUE		3			3
PROHEALTH PRIMARY CARE - GLEN OAKS		3			3
CLINICA HISPANIA			3	100%	3
Greystone Health Care Center		3			3
Marian Manor, Inc		3			3
MAYO		1	2	67%	3
CELEBRATION PRIMARY CARE ASSOCIATES LLC		3			3
CVS OH2486POCT NILES		1	2	67%	3
PANCARE HEALTH - FRANKLIN CO			3	100%	3
PROMPT CARE OF CENTRAL FLORIDA LLC			3	100%	3
VILLAGES HEALTH, THE		3			3
CVS SC1540POCT MYRTLE BEACH		2	1	33%	3
CANOPY PEDIATRICS		3			3
CGH MEDICAL CENTER			3	100%	3
FAMILY FIRST PEDIATRICS			3	100%	3
AFFORDABLE PRIMARY CARE LLC		3			3
ST VINCENTS AMBULATORY CARE INC		1	2	67%	3
MEDEXPRESS URGENT CARE - NORTH LITTLE		2	1	33%	3
FLAGLER FAMILY MEDICINE PA			3	100%	3
MEDEXPRESS URGENT CARE-CLOQUET		3			3
MEDEXPRESS URGENT CARE, HERMITAGE		1	2	67%	3
PEDIATRICS AND ADOLESCENT MEDICINE		2	1	33%	3
ESTERO FIRE RESCUE		3			3

COVID-19: testing by laboratory

Data through Mar 18, 2021 verified as of Mar 19, 2021 at 09:25 AM

Data in this report are provisional and subject to change.

The numbers in the table below represent the number of Florida and non-Florida residents for whom test results were received by the Department of Health. A person can be tested by more than one laboratory and can have both positive and negative results. **Therefore, the sum of the numbers in each column will be larger than the total number of people tested.**

Reporting lab	Inconclusive	Negative	Positive	Percent positive	Total
ELITE PRIMARY CARE OF WAYCROSS			3	100%	3
RICHMOND CITY DEPARTMENT OF PUBLIC HEALTH			3	100%	3
GREATER MOBILE URGENT CARE - SPRINGHILL			3	100%	3
JUPITER INTERNAL MEDICINE AND ASSOCIATES			3	100%	3
AZALEALAND NURSING HOME		3			3
GRADY MEMORIAL HOSPITAL/MICRO			3	100%	3
ANN STORCK CENTER INC		3			3
MINUTECLINIC, LLC #05891		2	1	33%	3
SUPER HEALTH PHARMACY LLC		3			3
CVS CA9803POCT RIVERSIDE		3			3
COL CROSSROAD		1	2	67%	3
CVS PA2687POCT EXTON		3			3
NORTH BROWARD HOSPITAL DISTRICT HEALTHCARE FOR THE HOMELESS			3	100%	3
HARBOUR'S EDGE		2	1	33%	3
CROWNE HEALTH CARE OF FORT PAYNE		2	1	33%	3
CVS GA2279POCT SUWANEE		3			3
CVS MA6505POCT NEWTON		3			3
FIRST PHYSICIANS GROUP - LORRAINE CORNERS		3			3
MEDEXPRESS URGENT CARE-ARLINGTON		2	1	33%	3
MEDFUSION		2	1	33%	3
EXETER HOSPITAL		3			3
Medilodge of Montrose		3			3
CUMBERLAND MEDICAL CENTER INC		3			3
DOUGLASVILLE NURSING AND REHABILITATIO		3			3
GYN PATH SERVICES			3	100%	3
CVS TX2876POCT PROSPER		3			3
CARENOW-ATASCOCITA			3	100%	3
CVS OH10893POCT PARMA		2	1	33%	3
LAKESIDE HOSPITAL BELLE GLADE			3	100%	3
NORTH NAPLES HOSPITAL RESPIRATORY THERAPY DEPARTMENT			3	100%	3
CVS TX8322POCT AUSTIN		3			3
BLACKWATER RIVER			3	100%	3
PREMIER FAMILY AND SPORTS MEDICINE		2	1	33%	3
FLORIDA GASTROENTEROLOGY ASSOCIATES PA		3			3
HEALTHQUEST, INC		2	1	33%	3
OPENTRONS PRL		2	1	33%	3
CORNERSTONE DRUG AND GIFT INC		3			3
AMI ST FRANCIS HOSPITAL LABORATORY		2	1	33%	3
DOCTORS HOSPITAL RENAISSANCE			3	100%	3
Lakeside Oaks Care Center			3	100%	3
CROSSVILLE MEDICAL GROUP		1	2	67%	3
SARASOTA PERSONAL MEDICINE		2	1	33%	3
VIRTUA MEMORIAL HOSPITAL BURLINGTON COUNTY		1	2	67%	3
COVENANT PEDIATRICS		1	2	67%	3
ACCESS HEALTH CARE		2	1	33%	3
MEDEXPRESS-HOUSTON EAST FWY		1	2	67%	3

COVID-19: testing by laboratory

Data through Mar 18, 2021 verified as of Mar 19, 2021 at 09:25 AM

Data in this report are provisional and subject to change.

The numbers in the table below represent the number of Florida and non-Florida residents for whom test results were received by the Department of Health. A person can be tested by more than one laboratory and can have both positive and negative results. **Therefore, the sum of the numbers in each column will be larger than the total number of people tested.**

Reporting lab	Inconclusive	Negative	Positive	Percent positive	Total
MEDIC INFUSION PA		3			3
SCIENTIFIC LABORATORY DIVISION			3	100%	3
PHYSICIANS CARE INC		1	2	67%	3
ERIE COUNTY PUBLIC HEALTH CLINICAL		3			3
MARYLAND STATE DEPT OF HEALTH	2		1	33%	3
Magnolia Health and Rehab Center			3	100%	3
WALGREENS_COCONUT CREEK		3			3
EAST TENNESSEE CHILDREN'S HOSPITAL		2	1	33%	3
VA PRIMARY CARE ANNEX			3	100%	3
JOSEPH SCHENKER MD PC		3			3
UNITY HEALTH AND REHABILITATION CENTER			3	100%	3
MINUTE CLINIC DIAGNOSTIC OF VIRGINIA, LLC #6292		3			3
SISD EMPLOYEE HEALTH CLINIC			3	100%	3
GENOTOX LABORATORIES		1	2	67%	3
TIFTON CARECONNECT URGENT CARE			3	100%	3
MENORAH MANOR			3	100%	3
ALOHA HOME CARE LLC DBA ACCENTCARE HOME HEALTH OF		3			3
YORK HOSPITAL - LABORATORY			3	100%	3
LAHEY CLINIC MEDICAL CENTER			3	100%	3
Village on the Green			3	100%	3
CARENOW-LEBANON		1	2	67%	3
BEEBE MEDICAL CENTER LABORATORY		3			3
CVS MA1095POCT AMHERST		3			3
PROPATH			3	100%	3
THE OASIS BEACHSIDE		3			3
EAST SIDE CLINICAL LABORATORY		2	1	33%	3
MT CARMEL PHARMACY INC		3			3
BARONESS ERLANGER HOSPITAL		3			3
MINUTECLINIC DIAGNOSTIC OF MICHIGAN, P		3			3
CVS IL4778POCT EVANSTON		3			3
MINUTECLINIC, LLC #05814		3			3
Broadview Multi-Care Center		3			3
CVS PA2688POCT COLLEGEVILLE		3			3
VENICE URGENT CARE - GULF COAST			3	100%	3
AVANTE INVERNESS		1	2	67%	3
MEDEXPRESS URGENT CARE - ANDERSON		3			3
Chestnut Park Rehabilitation and Nursing Center		3			3
ADVANCED HEART CARE OF SOUTH FLORIDA		3			3
URGENT DOC - URGENT CARE CLINIC			3	100%	3
CTRS			3	100%	3
SIGNATURE CARE PFLUGERVILLE			3	100%	3
ADVANCED PEDIATRICS			3	100%	3
CARESPOT-WELLINGTON			3	100%	3
Cleveland Clinic Weston			3	100%	3
ALLIANCE FOR MULTISPECIALTY RESEARCH		3			3
TMH PHYSICIAN PARTNERS BLOUNTSTOWN			3	100%	3

COVID-19: testing by laboratory

Data through Mar 18, 2021 verified as of Mar 19, 2021 at 09:25 AM

Data in this report are provisional and subject to change.

The numbers in the table below represent the number of Florida and non-Florida residents for whom test results were received by the Department of Health. A person can be tested by more than one laboratory and can have both positive and negative results. **Therefore, the sum of the numbers in each column will be larger than the total number of people tested.**

Reporting lab	Inconclusive	Negative	Positive	Percent positive	Total
ROANE MEDICAL CENTER		2	1	33%	3
Kroger 093 - The Little Clinic Stapleton		2	1	33%	3
STRINGFELLOW MEMORIAL HOSPITAL		3			3
NHC HealthCare, Cookeville		3			3
MEDEXPRESS URGENT CARE GREENSBURG		2	1	33%	3
FLORIDA LABORATORY ANALYSIS, LLC			3	100%	3
GENDERXPRESS/PICTURE ME PERFECT IMAGING			3	100%	3
MINUTECLINIC DIAGNOSTIC OF NORTH CARO		3			3
WHITE EARTH IHS MAIN LAB		3			3
Maryfield Inc. dba Pennybyrn		3			3
FRESENIUS KIDNEY CARE			3	100%	3
TAMPA INTERNATIONAL AIRPORT			3	100%	3
Kroger 768 - The Little Clinic Leestown Rd		2	1	33%	3
NC STATE LABORATORY OF PUBLIC HEALTH		3			3
OLEAN GENERAL HOSPITAL		3			3
MINNEOLA PLACE A HOMEBRIDGE COMMUNITY		3			3
Good Samaritan Society - Fairfield Glade		3			3
MEDEXPRESS URGENT CARE-CHIPPEWA		2	1	33%	3
TREASURE COAST INFECTIOUS DISEASE CONSULTANTS		1	2	67%	3
MEDEXPRESS URGENT CARE - FORT SMITH		3			3
CVS MO8555POCT KANSAS CITY		3			3
HEALGEN SCIENTIFIC			3	100%	3
CVS MINUTE CLINIC DIAGNOSTIC MED GRP		3			3
MERCY HOSPITAL			3	100%	3
CVS AZ1720POCT QUEEN CREEK		3			3
Bainbridge Health and Rehab		3			3
COMMUNITY MEDICAL CENTER			3	100%	3
THE PATHOLOGY LABORATORY		1	2	67%	3
Kroger 448 - The Little Clinic Mason		3			3
GROVES CENTER			3	100%	3
INSPIRA MEDICAL CENTER VINELAND LAB		2	1	33%	3
BAPTIST PRIMARY CARE FERNANDINA BEACH			3	100%	3
OHIO DEPARTMENT OF HEALTH LABORATORY		2	1	33%	3
FULGENT GENETICS HOUSTON		3			3
STEAMBOAT EMERGENCY CENTER			3	100%	3
KAILOS GENETICS INC		1	2	67%	3
NEMOURS CHILDRENS PRIMARY CARE MAITLAND			3	100%	3
LINCOLN MEDICAL CENTER		3			3
CABELL HUNTINGTON HOSPITAL CLINICAL LAB			3	100%	3
WINDSOR AT OCALA		2	1	33%	3
Kroger 592 - The Little Clinic Alexander Plaza		2	1	33%	3
NORTHEAST FLORIDA INTERNAL MEDICINE PA		3			3
SAVANNAH COVE		3			3
HELIX URGENT CARE			3	100%	3
Rosedale Green		3			3
CVS GA5637POCT VILLA RICA		3			3

COVID-19: testing by laboratory

Data through Mar 18, 2021 verified as of Mar 19, 2021 at 09:25 AM

Data in this report are provisional and subject to change.

The numbers in the table below represent the number of Florida and non-Florida residents for whom test results were received by the Department of Health. A person can be tested by more than one laboratory and can have both positive and negative results. **Therefore, the sum of the numbers in each column will be larger than the total number of people tested.**

Reporting lab	Inconclusive	Negative	Positive	Percent positive	Total
SEACOAST PATHOLOGY PROFESSIONAL ASSOC		3			3
NYU WINTHROP LABORATORY		3			3
CLEARWATER		2	1	33%	3
CVS PA5241POCT CHALFONT		3			3
CLINICAL CARE ASSOCIATES, INC			3	100%	3
SKYLINE UROLOGY		3			3
BOONES CREEK URGENT CARE		1	2	67%	3
UNIVERSITY OF KANSAS MEDICAL CENTER			3	100%	3
LUCID LABORATORY SERVICES		3			3
CVS CA9721POCT ARCADIA		3			3
ADVENTHEALTH MEDICAL GROUP INTERNAL MEDICINE AT		1	2	67%	3
QUALITY LABORATORY SERVICE		2	1	33%	3
John Knox Manor Inc II		2	1	33%	3
LOYOLA UNIVERSITY MEDICAL CENTER LABORATORY			3	100%	3
JS HEALTHCARE		2	1	33%	3
WELLSTAR KENNESTONE HOSPITAL			3	100%	3
VELOCITY CARE			3	100%	3
DELAWARE PUBLIC HEALTH LABORATORY		1	2	67%	3
LITTLE SPURS PEDIATRIC URGENT CARE		1	2	67%	3
SPRING LAKE REHABILITATION CENTER			3	100%	3
WELLMED AT APOLLO BEACH BLVD		1	2	67%	3
MURFREESBORO MEDICAL CLINIC		3			3
LEGACY ER AND URGENT CARE			3	100%	3
CVS IN6605POCT INDIANAPOLIS		2	1	33%	3
GARCIA MORALES NELSON			3	100%	3
CVS MO10151POCT SPRINGFIELD		2	1	33%	3
MINUTECLINIC DIAGNOSTIC OF NEW MEXICO LLC #7552		3			3
US SPECIALTY LABS			3	100%	3
MEDICAL CENTER OF CENTRAL GEORGIA			3	100%	3
CVS IL3163POCT OAK PARK		3			3
CVS NJ837POCT MARLTON		3			3
24TH WEAPONS OF MASS DESTRUCTION - CIVIL SUPPORT		3			3
LAURELLWOOD NURSING CENTER		1	2	67%	3
MARION COUNTY FIRE RESCUE		3			3
ADVENTHEALTH SEBRING- INFECTION CONTROL DEPARTMENT			3	100%	3
2412 LEBANON PIKE		2	1	33%	3
FLORIDA MENTOR-POINT WEST CLUSTER		3			3
NATURE COAST PRIMARY CARE LAB LLC			3	100%	3
MINUTECLINIC DIAGNOSTIC OF WISCONSIN,		3			3
BRIGHAM AND WOMEN'S HOSPITAL			3	100%	3
AUSTIN PUBLIC HEALTH			3	100%	3
FAMILY TREE MEDICAL GROUP PA		2	1	33%	3
Georgiana Health and Rehabilitation, LLC		3			3
SKIPPACK MEDICAL LAB			3	100%	3
CALLE OCHO DIALYSIS			3	100%	3
LEE CONVENIENT CARE AT SUMMERLIN			3	100%	3

COVID-19: testing by laboratory

Data through Mar 18, 2021 verified as of Mar 19, 2021 at 09:25 AM

Data in this report are provisional and subject to change.

The numbers in the table below represent the number of Florida and non-Florida residents for whom test results were received by the Department of Health. A person can be tested by more than one laboratory and can have both positive and negative results. **Therefore, the sum of the numbers in each column will be larger than the total number of people tested.**

Reporting lab	Inconclusive	Negative	Positive	Percent positive	Total
MEDEXPRESS URGENT CARE, CHAMBERSBURG		2	1	33%	3
FHPG TAMPA PRIMARY CARE			3	100%	3
MANORCARE NURSING & REHABILITATION CENTER-NAPLES		3			3
CVS MA1845POCT WILMINGTON		2	1	33%	3
ST. PETERSBURG PEDIATRICS- 38TH AVENUE			3	100%	3
PINELLAS PARK HEALTH CENTER - PINELLAS CHD		1	2	67%	3
BRANDON REGIONAL EMERGENCY CTR			3	100%	3
CVS IN6757POCT COLUMBUS		3			3
MINUTECLINIC LLC #5176			3	100%	3
AKRON GENERAL MEDICAL CENTER MAIN		3			3
SCHIFF CENTER FOR LIVER DISEASES		1	2	67%	3
MEDEXPRESS URGENT CARE - TOPEKA, SW WANAMAKER RD		3			3
HAVEN CUSTEAD CARE CENTER			3	100%	3
Kroger 387 - The Little Clinic Hubbards Lane		3			3
EXPEDIAN URGENT CARE			3	100%	3
COVID PROCESSING SITE			3	100%	3
SSM HEALTH ST LOUIS MICROBIOLOGY LABORATORY		1	2	67%	3
IAN C BOYKIN MD		2	1	33%	3
MIDWAY SPECIALTY CARE RX LLC		1	2	67%	3
HARBORCHASE OF GAINESVILLE			3	100%	3
SOFTLAB			3	100%	3
ORLANDO REGIONAL HEALTH SERVICES		1	2	67%	3
NOVANT HEALTH PRESBYTERIAN		2	1	33%	3
GO PATH LABORATORIES			3	100%	3
MINUTECLINIC DIAGNOSTIC OF VIRGINIA, LLC		3			3
APEX CLINICAL LABORATORIES INC		3			3
SUNCOAST COMMUNITY HEALTH CENTERS INC		2	1	33%	3
LIFE CARE CENTER OF SKAGIT VALLEY		3			3
CVS IL8753POCT CHICAGO		3			3
SOUTH LAKE FAMILY HEALTH CENTER			3	100%	3
MC DIAGNOSTIC OF CONNECTICUT, PC #114		3			3
WAL-MART STORES EAST LP		2	1	33%	3
Lakeview Village		3			3
STARMED FAMILY & URGENT CARE			3	100%	3
CVS MINUTE CLINIC DIAGNOSTIC MED GRP OF CAL		3			3
MEDPEDS ASSOCIATES OF SARASOTA PA		3			3
MOBIL LAB FOR ALL INC		3			3
WYOMING DEPT OF HEALTH			3	100%	3
COMMUNITY HEALTH CENTERS INC			3	100%	3
INTERNAL MEDICINE & PEDIATRICS WELLNESS CENTER			3	100%	3
GREENTREE MEDICAL CENTER			3	100%	3
SINAI POST ACUTE NURSING AND REHAB CE		3			3
DOCTORS OFFICE OF NEW JERSEY		3			3
MEDICAL SERVICES OF AMERICA HOME HEALTH		3			3
HEWLETT URGENT CARE, PLLC		3			3
ADVENTHEALTH MEDICAL GROUP PEDIATRICS AT APOPKA		3			3

COVID-19: testing by laboratory

Data through Mar 18, 2021 verified as of Mar 19, 2021 at 09:25 AM

Data in this report are provisional and subject to change.

The numbers in the table below represent the number of Florida and non-Florida residents for whom test results were received by the Department of Health. A person can be tested by more than one laboratory and can have both positive and negative results. **Therefore, the sum of the numbers in each column will be larger than the total number of people tested.**

Reporting lab	Inconclusive	Negative	Positive	Percent positive	Total
Kennedy University Hospital -Wash Twp L		3			3
TAYLOR MANOR		1	2	67%	3
HILLVIEW LABORATORY			3	100%	3
LB Broen Home		3			3
SUNDALE NURSING HOME		3			3
CVS MN6811POCT PLYMOUTH		3			3
BAPTIST PRIMARY CARE, INC.		2	1	33%	3
MINUTECLINIC, LLC, DBA MINUTECLINIC #4		3			3
LEXINGTON MEDICAL CENTER		1	2	67%	3
ALABAMA DEPT PUBLIC HEALTH			3	100%	3
BROOME COUNTY HEALTH DEPARTMENT		2	1	33%	3
MANATEE URGENT CARE LLC			3	100%	3
HEPATOLOGY DIAGNOSTIC LAB			3	100%	3
HIALEAH SHORES NURSING AND		2	1	33%	3
CVS AZ5026POCT MESA		3			3
SOUTH MIAMI HOSPITAL			3	100%	3
MALABAR FAMILY PRACTICE		1	2	67%	3
GULF COAST IMMEDIATE CARE CENTER		1	2	67%	3
NORTH DAKOTA DEPT OF HEALTH MICROBIOLOGY		1	2	67%	3
LOCH HAVEN PEDIATRICS			3	100%	3
ADVENTHEALTH MEDICALGROUP PEDIATRICS AT ORLANDO		3			3
NEBRASKA DEPARTMENT OF HEALTH AND HUMAN SERVICES			3	100%	3
WHOLE CHILD PEDIATRICS			3	100%	3
SERENADES BY SONATA		1	2	67%	3
WELL HEALTH LABS			2	100%	2
CLEVELAND CLINIC IMAGING			2	100%	2
WALGREENS #05477		2			2
OAKMONT OF UNION SC, LLC		2			2
ORMOND BEACH URGENT CARE			2	100%	2
DALLAS MEDICAL CENTER			2	100%	2
RIVER CITY MEDICAL ASSOCIATES, INC			2	100%	2
US LABS		2			2
ST LUKES HOSPITAL			2	100%	2
CVS IL1170POCT JOLIET		2			2
MINUTECLINIC DIAG OF IND, LLC #6250		2			2
Kings County Hospital Center			2	100%	2
VALUE DRUGS BRONXVILLE INC		2			2
BAPTIST HEALTHCARE - LAKEVIEW CENTER INC		2			2
GENETIC ASSAYS INC			2	100%	2
SHORE MEDICAL CENTER		2			2
PHOEBE BERKS HEALTH CARE CENTER		2			2
CVS CT288POCT BRISTOL		2			2
PALM CITY NURSING AND REHAB CENTER			2	100%	2
The Friendly Home		2			2
METROHEALTH SYSTEM			2	100%	2
COOPER CLINIC			2	100%	2

COVID-19: testing by laboratory

Data through Mar 18, 2021 verified as of Mar 19, 2021 at 09:25 AM

Data in this report are provisional and subject to change.

The numbers in the table below represent the number of Florida and non-Florida residents for whom test results were received by the Department of Health. A person can be tested by more than one laboratory and can have both positive and negative results. **Therefore, the sum of the numbers in each column will be larger than the total number of people tested.**

Reporting lab	Inconclusive	Negative	Positive	Percent positive	Total
MILFORD REGIONAL HOSPITAL			2	100%	2
FLORIDA KEYS PED & ADOLES CTR			2	100%	2
MEDEXPRESS URGENT CARE - CONWAY		2			2
BAPTIST HEALTH LEXINGTON			2	100%	2
Alden Des Plaines			2	100%	2
UMHC HOLLYWOOD LABORATORY			2	100%	2
PPD CLINICAL RESEARCH UNIT			2	100%	2
HEALTH & REHAB CTR AT DOLPHINS VIEW, THE			2	100%	2
HOCHBERG LOWER SCHOOL		2			2
University Center East			2	100%	2
DALLAS BAPTIST UNIVERSITY - HEALTH SERVICES			2	100%	2
UTMB PATHOLOGY CLINICAL SERVICES LABORATORY			2	100%	2
INTEGRITY CLINICAL RESEARCH CENTER INC		1	1	50%	2
MEMORIAL SLOAN KETTERING CANCER CENTER		1	1	50%	2
CATSKILL REGIONAL MEDICAL CENTER		2			2
VALLEY BAPTIST MEDICAL CENTER: BROWNSVILLE			2	100%	2
COASTAL MEDICAL LAB			2	100%	2
Cedar Valley Nursing & Rehab Center		2			2
STUDENT HEALTH SERVICES			2	100%	2
DEBORAH HEART AND LUNG CENTER		2			2
JACKSON LABORATORY OF GENOMIC MEDICINE		2			2
SPRING HILL REGIONAL HOSPITAL			2	100%	2
SENDER RETREAT ADULT DAY CARE CENTERS			2	100%	2
HOUSTON HEALTH DEPARTMENT - BUREAU OF LABORATORY SERVICES			2	100%	2
LINIL VISITING NURSES, INC		2			2
MEDEXPRESS URGENT CARE - SPRINGDALE, S 40TH STREET		2			2
ADVENT HEALTH MEDICAL GROUP		2			2
BIOMAT USA			2	100%	2
CLEVELAND CLINIC FLORIDA LABORATORY			2	100%	2
AMICUS MEDICAL CENTER LLC			2	100%	2
A+ URGENT/PRIMARY CARE			2	100%	2
MEMORIAL HOSPITAL OF SOUTH BEND			2	100%	2
NEIGHBORCARE PHARMACY SERVICES		2			2
SACRED HEART HEALTH SYSTEMS INC			2	100%	2
FLORIDA MEDICAL CENTER			2	100%	2
INSPIRE HEALTHCARE CENTER			2	100%	2
IN AND OUT URGENT CARE			2	100%	2
Church Creek SNF			2	100%	2
LAKE BALDWIN			2	100%	2
MEDEXPRESS URGENT CARE - ROSS TOWNSHIP		2			2
CPL LABS			2	100%	2
NORTH OKALOOSA PHYSICIAN GRP - WALK IN CLINIC			2	100%	2
Imboden Creek Living Center		2			2
MEDEXPRESS URGENT CARE - LINCOLN VILLA		2			2
THE EDGEWATER AND WATERMAN VILLAGE			2	100%	2
WELLNESS MEDICAL CLINIC			2	100%	2

COVID-19: testing by laboratory

Data through Mar 18, 2021 verified as of Mar 19, 2021 at 09:25 AM

Data in this report are provisional and subject to change.

The numbers in the table below represent the number of Florida and non-Florida residents for whom test results were received by the Department of Health. A person can be tested by more than one laboratory and can have both positive and negative results. **Therefore, the sum of the numbers in each column will be larger than the total number of people tested.**

Reporting lab	Inconclusive	Negative	Positive	Percent positive	Total
Stillwater Healthcare		2			2
Bedford Care Center of Hattiesburg		2			2
CVS M05727POCT PLATTE CITY		2			2
COOK HOSPITAL AND CARE CENTER		1	1	50%	2
WESTMINSTER SUNCOAST			2	100%	2
AHC PARIS		2			2
IM&P WELLNES CENTER			2	100%	2
MADISON HOSPITAL LABORATORY			2	100%	2
Walgreens #9278		2			2
CVS IL7017POCT BLOOMINGTON		2			2
CIGNA GATEWAY			2	100%	2
JBSA-SAM HOUSTON			2	100%	2
Kroger 400 - The Little Clinic Hartley Bridge Rd		1	1	50%	2
UNIVERSITY COMMUNITY HEALTH SERVICES		1	1	50%	2
ADVANCED MEDICAL CARE			2	100%	2
UWMC MONTLAKE DEPT OF LAB MED			2	100%	2
MAWD PATHOLOGY GROUP			2	100%	2
SOUTHERN SURGICAL ARTS		2			2
ROYAL CARE MEDICAL CENTER			2	100%	2
SIMMONS			2	100%	2
ADVANTA ANALYTICAL LABORATORIES			2	100%	2
SYNEOS HEALTH			2	100%	2
MINUTECLINIC DIAGNOSTIC MEDICAL		2			2
MID AMERICA CLINICAL LABS			2	100%	2
UNIVERSITY OF TEXAS AT EL PASO, THE			2	100%	2
POMONA VALLEY COMMUNITY HOSPITAL			2	100%	2
VANAYER HEALTHCARE AND REHAB CENTER		2			2
GULF COAST MEDICAL CENTER RESPIRATORY CARE			2	100%	2
CLEARWATER PAIN MANAGEMENT ASSOCIATES			2	100%	2
MINUTECLINIC, DIAGNOSTIC OF TEXAS, LLC		2			2
NAVAL BRANCH MEDICAL CLINIC			2	100%	2
WASHINGTON STATE DEPARTMENT OF HEALTH PUBLIC HEALTH LABORATORIES			2	100%	2
CATHOLIC HEALTH LABORATORY SERVICES		2			2
PM PEDIATRICS OF BAYSIDE PLLC - HOPEWELL JUNCTION		2			2
BROOKS -TLC HOSPITAL SYSTEM			2	100%	2
ATLAS GENOMICS			2	100%	2
Lake Charles Healthcare LLC dba Landmark Lake Charles			2	100%	2
DALLAS VA MEDICAL CENTER - VA NORTH TEXAS HEALTH CARE SYSTEM			2	100%	2
RRMC CREEKSIDE LAB		2			2
ASSOCIATES IN UROGYNECOLOGY MD LLC		2			2
KANSAS CITY VA MEDICAL CENTER			2	100%	2
AFC/DOCTORS EXPRESS NORTH BERGEN		2			2
CARTER BLOOD CARE			2	100%	2
ADVENTIST HINSDALE HOSPITAL LABORATORY			2	100%	2
PHYSICIANS MEDICAL CENTER		2			2
Walgreens #10207		2			2

COVID-19: testing by laboratory

Data through Mar 18, 2021 verified as of Mar 19, 2021 at 09:25 AM

Data in this report are provisional and subject to change.

The numbers in the table below represent the number of Florida and non-Florida residents for whom test results were received by the Department of Health. A person can be tested by more than one laboratory and can have both positive and negative results. **Therefore, the sum of the numbers in each column will be larger than the total number of people tested.**

Reporting lab	Inconclusive	Negative	Positive	Percent positive	Total
WALGREENS #15495		1	1	50%	2
BLUEWATER TOXICOLOGY			2	100%	2
PHYSICIANS LABORATORY SERVICES			2	100%	2
PEDIATRIC HEALTH CARE		1	1	50%	2
UNIVERSITY OF MISSOURI HEALTH CARE			2	100%	2
GOUVERNEUR HOSPITAL LABORATORY		2			2
ST JOHN'S RIVERSIDE HOSPITAL		2			2
CIMA MEDICAL CENTER		1	1	50%	2
LAB CORP OF AMER SAN DIEGO			2	100%	2
ORLANDO HEALTH PHYSICIAN GROUP			2	100%	2
FLORIDA DEPARTMENT OF HEALTH PINELLAS COUNTY-			2	100%	2
CVS SC7567POCT BOILING SPRINGS		1	1	50%	2
PRONTO URGENT CARE			2	100%	2
RICHICHI FAMILY HEALTH			2	100%	2
TENNESSEE DEPARTMENT OF HEALTH (TDH) - REGIONAL LABORATORY			2	100%	2
PALM BAY COMMUNITY OUTPATIENT CLINIC		2			2
MEMORIAL HEALTH UNIVERSITY MEDICAL CENTER			2	100%	2
THE WINDSOR ORTEGA		2			2
Good Samaritan Society Waukon		2			2
DRR JMC URGENT CARE DONALD ROSS			2	100%	2
NATIONAL JEWISH HEALTH			2	100%	2
RIVERSIDE METHODIST HOSPITAL LAB			2	100%	2
DNA DIAGNOSTICS CENTER		2			2
MAYO CLINIC BEACHES PRIMARY CARE CTR		2			2
ECC PEDIATRICS		2			2
STOP URGENT CARE			2	100%	2
107TH PLACE GROUP HOME		2			2
UT AUSTIN UNIVERSITY HEALTH SERVICES			2	100%	2
CVS OH3329POCT LAKEWOOD		2			2
PARKLAND HEALTH & HOSPITAL			2	100%	2
MANSFIELD MEDICAL LODGE			2	100%	2
FLORIDA DEPARTMENT OF HEALTH IN LEE COUNTY		1	1	50%	2
Good Samaritan Society-Blackduck		1	1	50%	2
CONWAY MEDICAL CENTER			2	100%	2
GASTROENTEROLOGY ASSOCIATES			2	100%	2
GALEN BAYLOR EXTENSION		2			2
MEDAILLE COLLEGE WELLNESS CENTER		2			2
MINUTECLINIC LLC (2335)		1	1	50%	2
Jacob's Creek Nursing and Rehabilitation Center		2			2
PINARD HOME HEALTH SERVICES INC			2	100%	2
LABCORP OF AMERICA HOLDINGS		1	1	50%	2
ST. JOSEPH REGIONAL MEDICAL CENTER			2	100%	2
NORTHEAST FLORIDA HEALTH SERVICES, INC DBA FAMILY HEALTH SOURCE			2	100%	2
MEMORIAL HERMANN CONSOLIDATED LABORATORY SERVICES			2	100%	2
WALGREENS #3811			2	100%	2
GIGI WOOD DAVIS DO-FAMILY MEDICINE		2			2

COVID-19: testing by laboratory

Data through Mar 18, 2021 verified as of Mar 19, 2021 at 09:25 AM

Data in this report are provisional and subject to change.

The numbers in the table below represent the number of Florida and non-Florida residents for whom test results were received by the Department of Health. A person can be tested by more than one laboratory and can have both positive and negative results. **Therefore, the sum of the numbers in each column will be larger than the total number of people tested.**

Reporting lab	Inconclusive	Negative	Positive	Percent positive	Total
CAREWELL JW - WORCESTER LNC			2	100%	2
GINKGO-IXLAYER		2			2
LEGACY LABORATORY SERVICES			2	100%	2
CVS PA4000POCT INDIANA		2			2
HUMC		1	1	50%	2
RAINY LAKE MEDICAL CENTER			2	100%	2
CROSTOWN PHARMACY		2			2
Kroger 409 - The Little Clinic Hebron Marketplace		1	1	50%	2
REELFOOT FAMILY WALK IN CLINIC - TIPT		2			2
ST. ELIZABETH HEALTHCARE			2	100%	2
ATVIVO LLC		2			2
CVS OH4327POCT PAINESVILLE		2			2
UC CORAL GABLES			2	100%	2
LIFT HEALTH		2			2
PATIENT FIRST MEDICAL CENTER-CARYTOWN			2	100%	2
Virginia Gay Nursing and Rehab		2			2
WEST FLORIDA MEDICAL ASSOCIATES, PA			2	100%	2
NEBRASKA MEDICAL CENTER			2	100%	2
JUST BELIEVE RECOVERY CENTER			2	100%	2
MERCY HEALTH LAB		1	1	50%	2
LAWRENCE GENERAL HOSPITAL			2	100%	2
Kroger 550 - The Little Clinic Bellevue		2			2
CVS IL2798POCT CHICAGO		1	1	50%	2
SPRINGS MEDICAL LAB		1	1	50%	2
Granville Center	1	1			2
MEMORIAL HERMANN			2	100%	2
MCLAREN REGIONAL MEDICAL CENTER			2	100%	2
HEARTLAND HOME HEALTH CARE		2			2
Van Wert Manor		2			2
SUNCOAST BLOOD BANK			2	100%	2
Kroger 441 - The Little Clinic Middletown		2			2
MIDDLE TENN MENTAL HEALTH INSTITUTE		2			2
GRACE HEALTHCARE OF LAKE WALES		1	1	50%	2
DELAWARE DIAGNOSTICS LABS			2	100%	2
BAYSHORE MEDICAL CENTER			2	100%	2
CVS IL8750POCT CHICAGO		1	1	50%	2
DELRAY BEACH HEALTH DEPT LAB			2	100%	2
87TH MEDICAL GROUP - MCGUIRE AMBULATORY CARE FACILITY		2			2
NOVA SOUTHEASTERN UNIVERSITY - STUDENT MEDICAL CTR			2	100%	2
MAGNOLIA MANOR OF COLUMBUS		2			2
COBLESKILL REGIONAL HOSPITAL		2			2
Manor Care-Kingston Court of York PA, LLC		2			2
WURLAND NURSING AND REHABILITATION, L		2			2
ELMHURST MEMORIAL HOSPITAL			2	100%	2
UNIVERSITY HOSPITAL OF BROOKLYN		2			2
UNIVERSITY OF MIAMI SCCC RESEARCH LABORATORY			2	100%	2

COVID-19: testing by laboratory

Data through Mar 18, 2021 verified as of Mar 19, 2021 at 09:25 AM

Data in this report are provisional and subject to change.

The numbers in the table below represent the number of Florida and non-Florida residents for whom test results were received by the Department of Health. A person can be tested by more than one laboratory and can have both positive and negative results. **Therefore, the sum of the numbers in each column will be larger than the total number of people tested.**

Reporting lab	Inconclusive	Negative	Positive	Percent positive	Total
FL DEPT OF HEALTH MARION COUNTY MOBILE HEALTH UNIT			2	100%	2
BFT LAB			2	100%	2
MEDICAL CENTER LABORATORY			2	100%	2
BAPTIST HEALTH SURGERY CENTER AT NORTHPOINT			2	100%	2
CENTRAL ARKANSAS VETERANS HEALTHCARE SYSTEM - VETERANS AFFAIRS			2	100%	2
SOUTHEASTERN INSTITUTE OF RESTORATIVE MEDICINE		1	1	50%	2
LACORP		1	1	50%	2
NATHAN LITTAUER HOSPITAL LAB		2			2
CONCENTRA - ORLANDO SOUTH II		2			2
DEPT OF HEALTH			2	100%	2
DEER'S HEAD CENTER		2			2
LIFELINK OF FLORIDA		1	1	50%	2
BAYCARE OUTREACH LAB WH SOUTH			2	100%	2
DASCENA LAB			2	100%	2
TEXAS REGIONAL ASTHMA & ALLERGY CENTER			2	100%	2
CDK LIBERTY ENTERPRISES, LLC		2			2
Holiday Retirement Home			2	100%	2
WILSON MEMORIAL HOSPITAL			2	100%	2
CVS MA920POCT CLINTON		2			2
NEW BRIDGE MEDICAL CENTER		2			2
JMC TALLAHASSEE, LLC			2	100%	2
OAKMONT WEST- GREENVILLE SC		2			2
BERGEN COUNTY SURGICAL AND ENDOSCOPY CENTER		2			2
Iron County Medical Care Facility		2			2
CVS OH4301POCT NORTHFIELD		2			2
HAMILTON CHD		2			2
JORDAN VALLEY MEDICAL CENTER			2	100%	2
SPECTRA EAST INC		1	1	50%	2
CLEAR LAKE REGIONAL MEDICAL CENTER			2	100%	2
MINUTECLINIC DIAGNOSTIC OF PA LLC		2			2
COUNTRY COTTAGE		2			2
SACRED HEART HOSPITAL ON THE EMERALD			2	100%	2
MY PHARMACY			2	100%	2
PALMS OF FT MYERS,THE			2	100%	2
PALM WEST INTERNIST PA			2	100%	2
DEKALB MEDICAL CENTER LABORATORY			2	100%	2
VISTACARE PHARMACY I		2			2
ST. MARY'S MEDICAL CENTER EVANSVILLE, INC			2	100%	2
LEHIGH MEDICAL AND RESEARCH CENTER, INC			2	100%	2
CQUENTIA NGS, LLC			2	100%	2
Kroger 686 - The Little Clinic Farragut		2			2
Kroger 853 - The Little Clinic East Broad Street		2			2
VITAL CARE CLINIC, LLC			2	100%	2
Kroger 647 - The Little Clinic Newnan Crossings		1	1	50%	2
PTC LABORATORIES			2	100%	2
ACN PHYSICIANS GROUP CORP			2	100%	2

COVID-19: testing by laboratory

Data through Mar 18, 2021 verified as of Mar 19, 2021 at 09:25 AM

Data in this report are provisional and subject to change.

The numbers in the table below represent the number of Florida and non-Florida residents for whom test results were received by the Department of Health. A person can be tested by more than one laboratory and can have both positive and negative results. **Therefore, the sum of the numbers in each column will be larger than the total number of people tested.**

Reporting lab	Inconclusive	Negative	Positive	Percent positive	Total
PruittHealth Lakehaven		2			2
MEDEXPRESS URGENT CARE - EAST BRUNSWICK		2			2
SOMA MEDICAL CENTER PA #3 GREENACRES			2	100%	2
ANDERSON COUNTY HOSPITAL			2	100%	2
WOMENS CARE FLORIDA LLC-LABORATORY		2			2
VA OUTPATIENT PHARMACY			2	100%	2
MEDEXPRESS URGENT CARE FOX CHAPEL		2			2
AHC Forest cove		2			2
MEDEXPRESS URGENT CARE - BENTON		2			2
MID-FLORIDA HEMATOLOGY AND ONCOLOGY CENTERS		2			2
PREMIER PEDIATRICS LLC			2	100%	2
CITRUS HEALTH NETWORK INC			2	100%	2
SOUTH DAKOTA DEPARTMENT OF HEALTH		2			2
MARTIN MEDICAL CENTER INC		1	1	50%	2
MEDEXPRESS URGENT CARE - CEDAR KNOLLS		2			2
MEMORIAL HOSPITAL WEST			2	100%	2
SARASOTA IMMEDIATE CARE			2	100%	2
RENFREW CENTERS INC		2			2
ONE MEDICAL GROUP		1	1	50%	2
Kroger 596 - The Little Clinic Brentwood		2			2
AFC PHYSICIANS OF FLORIDA, PA			2	100%	2
VENETIAN GARDENS		2			2
Kroger 101 - The Little Clinic Hill Top		2			2
CARENOW LENEXA			2	100%	2
Workmens Circle Multicare Center		2			2
NIAGARA APOTHECARY INC		2			2
BRENTWOOD AT FORE RANCH			2	100%	2
PREVENTIVE HEALTH PARTNERS I L S C		2			2
PEACEHEALTH CENTRAL		2			2
WARE EXPRESS CARE			2	100%	2
OSF SAINT FRANCIS MEDICAL CENTER			2	100%	2
Tuscola County Medical Care Community		2			2
First Care Living Center/Essentia Health			2	100%	2
MASSENA HOSPITAL LABORATORY		2			2
EXCEL URGENT CARE OF PARAMUS LLC		2			2
THE HOSPITAL OF PROVIDENCE EMERGENCY ROOM			2	100%	2
ONTARIO COUNTY PUBLIC HEALTH		2			2
USCG ABBOTT BINAXNOW		1	1	50%	2
FALCON HEALTH CENTER			2	100%	2
Kroger 328 - The Little Clinic Henderson Road		2			2
MATHER HOSPITAL			2	100%	2
TRINITAS REGIONAL MEDICAL CENTER		1	1	50%	2
OELWEIN HEALTH CARE CENTER		2			2
SIGNATURE CARE LEWISVILLE-EMERGENCY CENTER		1	1	50%	2
MEDEXPRESS URGENT CARE-SELINSGROVE		2			2
Tidelands Health Rehabilitation Hospital			2	100%	2

COVID-19: testing by laboratory

Data through Mar 18, 2021 verified as of Mar 19, 2021 at 09:25 AM

Data in this report are provisional and subject to change.

The numbers in the table below represent the number of Florida and non-Florida residents for whom test results were received by the Department of Health. A person can be tested by more than one laboratory and can have both positive and negative results. **Therefore, the sum of the numbers in each column will be larger than the total number of people tested.**

Reporting lab	Inconclusive	Negative	Positive	Percent positive	Total
CREATIVE HEALTH CENTER			2	100%	2
ADVENT HEALTH CENTRAL TEXAS		1	1	50%	2
QUEST DIAGNOSTICS INCORPORATED			2	100%	2
Walgreens #12427		1	1	50%	2
HOLY TRINITY PHARMACY LLC		2			2
CVS IN8669POCT INDIANAPOLIS		2			2
Sevierville Health and Rehabilitation		2			2
CVS TX7675POCT RED OAK			2	100%	2
CVS MINUTE CLINIC #5836		2			2
WISE HEALTH SYSTEM		1	1	50%	2
NYU LANGONE HUNTINGTON MEDICAL GROUP		2			2
MELBOURNE URGENT CARE			2	100%	2
Waycross Health and Rehabilitation		2			2
Hartwell Health and Rehabilitation		2			2
MAYO CLINIC GROUP PRACTICE LABORATORY			2	100%	2
MASSACHUSETTS DEPARTMENT OF HEALTH			2	100%	2
MINUTECLINIC DIAGNOSTIC OF KANSAS, PC		2			2
LIFETIME FAMILY URGENT CARE			2	100%	2
BOND COMMUNITY HEALTH CENTER			2	100%	2
MARLBORO URGENT CARE		2			2
SHERIDAN AT HOBE SOUND, THE			2	100%	2
ASHLEY PEDIATRICS			2	100%	2
CVS AZ9290POCT PHOENIX		2			2
PENSACOLA MEDICAL CLINIC LLC			2	100%	2
JOHN D. ARCHBOLD MEM. HOSPITAL			2	100%	2
NORTHSIDE HOSPITAL D/B/A ARTHRITIS		2			2
WHITESANDS OUTPATIENT TREATMENT		2			2
ACCESS LABORATORIES LLC			2	100%	2
SUMMERFIELD RETIREMENT LIVING, INC			2	100%	2
Beth Shalom Home of Eastern Virginia		1	1	50%	2
Kroger 745 - The Little Clinic Somerset		2			2
VIRGINIA DEPT OF HEALTH OFFICE OF EPIDEMIOLOGY			2	100%	2
ADVENTHEALTH IMAGING PARTIN SETTLEMENT			2	100%	2
MARCO ISLAND MEDICAL CENTER			2	100%	2
CHESTERFIELD HEALTHCARE GROUP, INC		2			2
Jackson Health Care Facility			2	100%	2
BROOKDALE ALTAMONTE SPRINGS			2	100%	2
THE FOUNTAIN AT BOCA CIEGA BAY		2			2
ASANTE ROGUE REGIONAL MEDICAL CENTER L		2			2
MINUTECLINIC DIAGNOSTIC, PA		2			2
CVS OH4499POCT LYNDHURST		2			2
Piney Grove Nursing and Rehabilitation Center		2			2
CVS NC3514POCT STANLEY		2			2
BELLIN HOSPITAL			2	100%	2
DR. G'S URGENT CARE			2	100%	2
PEACE RIVER MEDICAL CENTER		2			2

COVID-19: testing by laboratory

Data through Mar 18, 2021 verified as of Mar 19, 2021 at 09:25 AM

Data in this report are provisional and subject to change.

The numbers in the table below represent the number of Florida and non-Florida residents for whom test results were received by the Department of Health. A person can be tested by more than one laboratory and can have both positive and negative results. **Therefore, the sum of the numbers in each column will be larger than the total number of people tested.**

Reporting lab	Inconclusive	Negative	Positive	Percent positive	Total
GOLDSTEIN			2	100%	2
Lenawee Medical Care Facility		2			2
AMEDISYS HOME HEALTH OF GREENVILLE			2	100%	2
Crowne Health Care of Mobile		2			2
ROBERTS WESLEYAN COLLEGE HEALTH CENTE		2			2
CVS PA371POCT PHILADELPHIA		2			2
Robert Cranfield			2	100%	2
Manorcare Health Services West Reading North		2			2
CVS SC2497POCT LEXINGTON		2			2
CVS TX3292POCT WYLIE		2			2
FASTCARE LLC			2	100%	2
JACKSONVILLE VA OPC			2	100%	2
PEDIATRICS IN NORTH FLORIDA PA			2	100%	2
CVS OH4300POCT STRONGSVILLE		2			2
Kroger 096 - The Little Clinic Orchard and Holly		2			2
ORLANDO LUTHERAN TOWERS		1	1	50%	2
AMERICAN RESEARCH CENTERS OF FLORIDA			2	100%	2
COLONIAL MEDICAL CENTER-EAST ORLANDO			2	100%	2
WALGREENS #13605		2			2
NORTON IMMEDIATE CARE CENTER - PRESTON			2	100%	2
CVS NH2257POCT MANCHESTER		2			2
Green Mountain Nursing and Rehabilitation		2			2
ASANTE THREE RIVERS MEDICAL CENTER LAB		2			2
TEXAS HEALTH CARE			2	100%	2
MOBILE HEALTH LABS LLC			2	100%	2
VOLUNTEERS OF AMERICA OF FLORIDA			2	100%	2
SCIENTIFIC LABORATORY COMPANY		2			2
HOLY FAMILY MEDICAL CENTER		1	1	50%	2
CHNJ		2			2
VELOCITY URGENT CARE			2	100%	2
EASTLAKE MEDICAL CENTER		2			2
HARRINGTON PARK HEALTH AND REHAB		2			2
PRECISION DIAGNOSTIC INC		2			2
TMH EC NORTHEAST LABORATORY			2	100%	2
ADVENTHEALTH MEDICAL GROUP ADULT AND SENIOR HEALTH			2	100%	2
FLORIDA DEPARTMENT OF HEALTH (FDOH)			2	100%	2
BOSTON PUBLIC HEALTH COMMISSION			2	100%	2
HANOVER ENDOSCOPY CENTER		2			2
St. Luke's Care Center		2			2
CHRISTUS SPOHN HOSPITAL			2	100%	2
BLOSSOMS ASSISTED LIVING 1 LLC			2	100%	2
MEDEXPRESS URGENT CARE - WEXFORD		2			2
Life Care Center of Elyria		2			2
CITRUS DERMATOLOGY			2	100%	2
NEMOURS CHILDREN'S PRIMARY CARE OF VERO BEACH			2	100%	2
FLORIDA PRIMARY CARE CENTER PA		2			2

COVID-19: testing by laboratory

Data through Mar 18, 2021 verified as of Mar 19, 2021 at 09:25 AM

Data in this report are provisional and subject to change.

The numbers in the table below represent the number of Florida and non-Florida residents for whom test results were received by the Department of Health. A person can be tested by more than one laboratory and can have both positive and negative results. **Therefore, the sum of the numbers in each column will be larger than the total number of people tested.**

Reporting lab	Inconclusive	Negative	Positive	Percent positive	Total
HAILE MEDICAL GROUP PA		2			2
NORTH COUNTRY FAMILY HEALTH CENTER INC		2			2
CVS PHARMACY			2	100%	2
CENTRAL FLORIDA FAMILY HEALTH CENTER		2			2
UK HEALTHCARE			2	100%	2
CVS TX5807POCT PEARLAND		2			2
DOWN HOME MEDICAL			2	100%	2
INTERMOUNTAIN MEDICAL CENTER			2	100%	2
MANASOTA PEDIATRICS			2	100%	2
WARD MEMORIAL HOSPITAL		2			2
Buena Vista Care Center		2			2
HAWAII DEPARTMENT OF HEALTH			2	100%	2
EXCUSED ABSENCE PLLC		2			2
NEMOURS CHILDREN'S PRIMARY CARE THE VILLAGES		2			2
SUNBRIDGE CARE & REHAB FOR DECATUR		2			2
HEALTH FIRST MEDICAL GROUP			2	100%	2
SHANDS JACKSONVILLE CLINICAL CENTER		1	1	50%	2
LEGACY ER & URGENT CARE - FRISCO WEST			2	100%	2
MINUTECLINIC MINUTECLINIC #4978		1	1	50%	2
OAKBRIDGE TERRACE AT SAE			2	100%	2
MANATEE MEMORIAL HOSPITAL CLINICAL LABORATORY			2	100%	2
Jersey City Medical Center		2			2
SOUTHCARE PHARMACY INC			2	100%	2
CHIEFLAND MEDICAL CENTER LLC			2	100%	2
MISSION HOSPITAL REGIONAL MEDICAL CENTER			2	100%	2
THE DOCTOR'S OFFICE OF WEST CALDWELL		2			2
NATIONWIDE LABORATORY SERVICES		1	1	50%	2
CVS TX7156POCT RICHARDSON		2			2
MEDEXPRESS URGENT CARE - EWING		2			2
DURAND SENIOR CARE & REHAB CENTER		2			2
Kroger 739 - The Little Clinic La Grange Road		2			2
EXPRESS CARE WALK-IN CLINIC			2	100%	2
Luther Acres Manor		2			2
GRASSY SPRAIN PHARMACY INC		2			2
MEASE MANOR MEMORY CARE		2			2
VISITING PHYSICIANS OF THE TREASURE COAST LLC			2	100%	2
WE CARE HOME HEALTH SOLUTIONS LLC			2	100%	2
INTEAM HEALTH, INC.			2	100%	2
APPLECARE VALDOSTA			2	100%	2
TMH REHABILITATION CENTER		2			2
NORTH MANATEE HEALTH CARE CENTER			2	100%	2
MINUTECLINIC DIAG OF IND, LLC #6908		2			2
NORTHWELL HEALTH			2	100%	2
STEWART ST ELIZABETH MEDICAL CENTER			2	100%	2
NLC LABS			2	100%	2
CALIFORNIA DIVISION OF COMMUNICABLE DISEASE CONTROL			2	100%	2

COVID-19: testing by laboratory

Data through Mar 18, 2021 verified as of Mar 19, 2021 at 09:25 AM

Data in this report are provisional and subject to change.

The numbers in the table below represent the number of Florida and non-Florida residents for whom test results were received by the Department of Health. A person can be tested by more than one laboratory and can have both positive and negative results. **Therefore, the sum of the numbers in each column will be larger than the total number of people tested.**

Reporting lab	Inconclusive	Negative	Positive	Percent positive	Total
CVS TX7288POCT DALLAS		2			2
WISCONSIN STATE LABORATORY OF HYGIENE		1	1	50%	2
PRECISION CLINICAL RESEARCH			2	100%	2
VAULT HEALTH			2	100%	2
HEALTH PARTNERS REGIONAL HOSPITAL			2	100%	2
POMERENE HOSPITAL			2	100%	2
MED-LAKE LABORATORY, LLC			2	100%	2
MAURY REGIONAL MEDICAL CENTER		2			2
MORRISTOWN MEMORIAL HOSPITAL		2			2
BEAUFORT MEMORIAL			2	100%	2
HEALTH AND WELLNESS URGENT CARE LLC			2	100%	2
NEW YORK CITY CENTRAL COVID			2	100%	2
UHEALTH CORAL SPRINGS			2	100%	2
Lebanon VAMC		1	1	50%	2
MINUTECLINIC DIAGNOSTIC OF TEXAS, LLC #7435		2			2
Cottage of the Shoals		2			2
Kroger 667 - The Little Clinic Litchfield Park		2			2
TRICORE REFERENCE LABORATORY		1	1	50%	2
ST JOSEPH'S HOSPITAL INC			2	100%	2
Macon Valley Nursing and Rehabilitation Center		2			2
AMERICAN MEDICAL LABORATORIES			2	100%	2
MEMORIAL HEALTH SYSTEM		1	1	50%	2
HCR MANOR CARE SERVICES OF FLORIDA III INC		2			2
CVS M08581POCT BLUE SPRINGS		1	1	50%	2
PRIMARY CARE SERVICES AT EDGEWATER		2			2
ManorCare Rehab Center of Marietta		2			2
BAYCARE LABORATORIES			2	100%	2
MAINE CENTER FOR DISEASE CONTROL AND PREVENTION			2	100%	2
University Crossing		2			2
AdventHealth Care Center Orlando North			2	100%	2
BIRMINGHAM INTERNAL MEDICINE ASSOCIATE		1	1	50%	2
CVS IN6559POCT AVON		2			2
DMC UNIVERSITY LABORATORIES		1	1	50%	2
UHEALTH CARDIOLOGY			2	100%	2
ROPER HOSPITAL			2	100%	2
LAKE SUCCESS EXTENDED CARE		2			2
NORTHSIDE FAMILY MEDICINE AND URGENT CARE (HOLLY SPRINGS)		2			2
PT&J REHAB LLC		1	1	50%	2
UPS			2	100%	2
Kroger 777 - The Little Clinic Shelbyville		1	1	50%	2
STARR CITY OF ROMA COMMUNITY CENTER			2	100%	2
CVS TX7603POCT SAGINAW		2			2
ALVERNO CLINICAL LABORATORIES			2	100%	2
MONICE DR.			2	100%	2
New Jersey Aim At Smg		2			2
MEDEXPRESS URGENT CARE-MT PLEASANT		1	1	50%	2

COVID-19: testing by laboratory

Data through Mar 18, 2021 verified as of Mar 19, 2021 at 09:25 AM

Data in this report are provisional and subject to change.

The numbers in the table below represent the number of Florida and non-Florida residents for whom test results were received by the Department of Health. A person can be tested by more than one laboratory and can have both positive and negative results. **Therefore, the sum of the numbers in each column will be larger than the total number of people tested.**

Reporting lab	Inconclusive	Negative	Positive	Percent positive	Total
MEDRITE MEDICAL CARE PC		2			2
CVS OH5457POCT POWELL		2			2
EMERALD TRACE		2			2
ADVENTHEALTH MEDICAL GROUP FAMILY AND INTERNAL		1	1	50%	2
MEDSTAR HARBOR HOSPITAL			2	100%	2
FIRST PREVENTION AND DIALYSIS CENTER LLC			2	100%	2
BAYCARE OUTREACH LAB			2	100%	2
MEASE COUNTRYSIDE HOSPITAL CARDIAC REH			2	100%	2
THOMASVILLE REGIONAL MEDICAL CENTER		2			2
MEMORIAL HOSPITAL OF CARBONDALE			2	100%	2
HERNANDO CHILDREN'S			2	100%	2
MEDEXPRESS URGENT CARE - WOODBURY			2	100%	2
EXPRESS CARE OF THE SHOALS		1	1	50%	2
STARR COUNTY MEMORIAL HOSPITAL			2	100%	2
PRIMACARE MEDICAL LAKEWOOD			2	100%	2
GRANDVIEW COLLEGE STUDENT HEALTH CENTE		2			2
ACCESS MEDICAL GROUP OF FLORIDA CITY			2	100%	2
CVS CA9606POCT TEMECULA		2			2
THE CLUB AT BOYNTON BEACH, LLC			2	100%	2
HOME CARE PHARMACY OF PALM COAST INC		2			2
Cortland Acres Association		2			2
DUKE HEALTH REGIONAL HOSPITAL			2	100%	2
FLORIDA MEDICAL CLINIC, LLC			2	100%	2
CHEROKEE COUNTY HEALTH AND REHAB CENTER		2			2
ASCENSION ST VINCENT'S RIVERSIDE			2	100%	2
NAVAL MEDICAL CENTER			2	100%	2
MEDEXPRESS URGENT CARE-SALINA, S 9TH ST		2			2
MEDEXPRESS URGENT CARE - RUNNEMEDE		1	1	50%	2
AGILE URGENT CARE			2	100%	2
CHARLOTTE COUNTY HEALTH DEPARTMENT			2	100%	2
PALOS COMMUNITY HOSPITAL LABORATORY			2	100%	2
RAPID URGENT CARE - ALBANY			2	100%	2
MEDEXPRESS URGENT CARE - LAWRENCE		2			2
BIONIC TECHNOLOGIES CORPORATION			2	100%	2
COMPLETE HEALTH MEDICAL CENTER			2	100%	2
WEAKLEY COUNTY REHAB AND NURSING CENTER		2			2
CVS MO5724POCT KANSAS CITY		2			2
Timber Ridge Health Care Center			2	100%	2
CONCENTRA - PLANT CITY		2			2
SOUTH BEND MEDICAL FOUNDATION			2	100%	2
Huntington Health Care and Rehabilitation Center		2			2
DOCTOR'S IN-HOUSE LAB/COMMUNITY HEALTH CENTERS OF PINELLAS - JOHNNIE R			2	100%	2
CHILDREN'S MEDICAL CENTER-EAST ORLANDO			2	100%	2
Heartland Healthcare Center Boca Raton			2	100%	2
LEXINGTON PLACE			2	100%	2
BENEVA LAKES ASSISTED LIVING CENTER			2	100%	2

COVID-19: testing by laboratory

Data through Mar 18, 2021 verified as of Mar 19, 2021 at 09:25 AM

Data in this report are provisional and subject to change.

The numbers in the table below represent the number of Florida and non-Florida residents for whom test results were received by the Department of Health. A person can be tested by more than one laboratory and can have both positive and negative results. **Therefore, the sum of the numbers in each column will be larger than the total number of people tested.**

Reporting lab	Inconclusive	Negative	Positive	Percent positive	Total
KIDSVILLE PEDIATRICS IV PA		1	1	50%	2
CARELINE PHARMACY AND HEALTHCARE SERVICES		1	1	50%	2
SOMA MEDICAL CENTER PA #3 PALOMINO			2	100%	2
CVS AZ33POCT TEMPE		2			2
Crowne Health Care of Greenville		2			2
CROSSROADS			2	100%	2
Covington Care Nursing and Rehabilitation		2			2
RAJ K PAI MD PA			2	100%	2
MEDEXPRESS URGENT CARE - BROOKHAVEN		2			2
UNIVERSITY HEALTH SERVICES RIVER CAMPUS		2			2
LAKEVIEW HEALTH CARE SYSTEM LLC			2	100%	2
PM PEDIATRICS OF SELDEN, PLLC		2			2
DESERT HOSPITAL/CPHU CLINICAL LABORATORY			2	100%	2
BRANDYWYNE HEALTH CARE CENTER			2	100%	2
PINELLAS CHD - CLEARWATER		1	1	50%	2
Hackensack Univ Medical Center At Pasc		1	1	50%	2
NEW GEN LABS			2	100%	2
SPECIALTY LABORATORIES			2	100%	2
MEDEXPRESS URGENT CARE-BLOOMFIELD AVEN		2			2
COLUMBIA COTTAGE		2			2
MINUTECLINIC DIAGNOSTIC OF OHIO #6139		2			2
HAMILTON COUNTY HEALTH DEPARTMENT		2			2
LABRADOR PRIMARY CARE CENTER			2	100%	2
INTEGRATED REGIONAL LABS			2	100%	2
TALLAHASSEE MEMORIAL HEALTHCARE FAMILY MED RESIDENCY			2	100%	2
TRINITY DIALYSIS			2	100%	2
TEQUESTA FAMILY MEDICAL CENTER LLC			2	100%	2
BROOKSVILLE DIALYSIS			2	100%	2
CLINICAL REFERENCE LABORATORY, INC		2			2
BROOKDALE PALM BEACH GARDENS			2	100%	2
The Grand Rehabilitation & Nursing Utica		2			2
INTERNAL MEDICINE ASSOCIATES-DUNELLON			2	100%	2
Advanced Rehabilitation and Healthcare of Wichita Falls		2			2
RCA LABORATORY SERVICES LLC			2	100%	2
MC MEDICAL			2	100%	2
MEDEXPRESS URGENT CARE - BECKLEY		1	1	50%	2
JOINT AMBULATORY CARE CENTER		2			2
OAKMONT EAST- GREENVILLE SC, LLC		2			2
BERNHARDT LABORATORIES INC			2	100%	2
APPLING NURSING & REHABILITATION PAVIL		2			2
WyndRidge Health & Rehabilitation		2			2
STARLING AT SAN JOSE			2	100%	2
URGENT CARE AND SURGERY CENTER			2	100%	2
METHODIST MANSFIELD MEDICAL CENTER			2	100%	2
INTERNAL MEDICINE SPECIALISTS MEDICAL GROUP, PA		2			2
COVANCE			2	100%	2

COVID-19: testing by laboratory

Data through Mar 18, 2021 verified as of Mar 19, 2021 at 09:25 AM

Data in this report are provisional and subject to change.

The numbers in the table below represent the number of Florida and non-Florida residents for whom test results were received by the Department of Health. A person can be tested by more than one laboratory and can have both positive and negative results. **Therefore, the sum of the numbers in each column will be larger than the total number of people tested.**

Reporting lab	Inconclusive	Negative	Positive	Percent positive	Total
ALL PEDIATRIC CARE PA			2	100%	2
STANFORD HEALTH CARE ANATOMIC PATHOLOGY & CLINICAL LAB			2	100%	2
MC DIAGNOSTIC OF CONNECTICUT, PC #252		1	1	50%	2
CVS MA137POCT QUINCY		2			2
TWIN LAKES REHAB & HEALTHCARE		2			2
FLORIDA MEDICAL CLINIC IM LUTz			2	100%	2
FLORIDA SCHOOL FOR THE DEAF & BLIND			2	100%	2
SUNSHINE PHARMACY		2			2
ATHENA CARE RESOURCES LLC		2			2
CVS MA1945POCT HANOVER		2			2
MERCY CONVENIENT CARE			2	100%	2
MOBILE COUNTY HEALTH DEPARTMENT		1	1	50%	2
MEDEXPRESS URGENT CARE - OMAHA N 72 ST		2			2
INA		1	1	50%	2
NORTHSIDE FAMILY MEDICINE AND URGENT CARE (EAST COBB)		2			2
BAPTIST HOSPITAL INTERNAL MEDICINE GULF BREEZE			2	100%	2
PANCARE HEALTH - SNEADS ELEMENTARY			2	100%	2
SARASOTA MEMORIAL MEDICAL URGENT CARE CENTER			2	100%	2
MD NOW URGENT CARE MEDICAL CENTERS INC			2	100%	2
AFC URGENT CARE CLEVELAND			2	100%	2
RDX BIOSCIENCE INC			2	100%	2
KJ MEDICAL PRACTICE PC		2			2
BAYLOR COLLEGE OF MEDICINE			2	100%	2
JOJAN PHARMA INC		2			2
STUART SURGERY CENTER, LLC			2	100%	2
Kroger 687 - The Little Clinic Sugar Hill		1	1	50%	2
Warren Center for Rehabilitation and Nursing		2			2
ROCKWALL URGENT CARE			2	100%	2
PROSPECT URGENT CARE			2	100%	2
JRS LABORATORY			2	100%	2
GULF COAST REGIONAL MEDICAL CARE		2			2
TWELVE OAKS RECOVERY CENTER			2	100%	2
Walgreens #19019		2			2
VETERANS AFFAIRS MEDICAL CENTER - GREATER LOS ANGELES			2	100%	2
OUR LADY OF THE LAKE REGIONAL MEDICAL CENTER			2	100%	2
CORNERSTONE MEDICAL CARE OF BRANDON		2			2
BAYMEADOWS PRIMARY CARE		2			2
EXCEPTIONAL EMERGENCY CENTER - AMARILLO			2	100%	2
ADVANCED MEDICAL OF FLORIDA			2	100%	2
MEDEXPRESS URGENT CARE - LINCOLN N 26T		2			2
Great Lakes Health Center			2	100%	2
NEW YORK PSYCHIATRIC INSTITUTE		2			2
CARTERSVILLE MEDICAL CENTER			2	100%	2
Elba Nursing and Rehabilitation Center, LLC		2			2
MOORE CLINICAL RESEARCH INC			2	100%	2
RHODE ISLAND DEPARTMENT OF HEALTH LABORATORIES			2	100%	2

COVID-19: testing by laboratory

Data through Mar 18, 2021 verified as of Mar 19, 2021 at 09:25 AM

Data in this report are provisional and subject to change.

The numbers in the table below represent the number of Florida and non-Florida residents for whom test results were received by the Department of Health. A person can be tested by more than one laboratory and can have both positive and negative results. **Therefore, the sum of the numbers in each column will be larger than the total number of people tested.**

Reporting lab	Inconclusive	Negative	Positive	Percent positive	Total
KR AT COLLEGE HARBOR		2			2
CVS NJ2508POCT MANALAPAN		2			2
FAMILY CARE SPECIALISTS OF ORLANDO			2	100%	2
PALM BEACH DIABETES & ENDOCRINE SPECIALISTS PA			2	100%	2
MEMORIAL HERMANN HOSPITAL			2	100%	2
WillowBrooke Court at Westminster Village		2			2
CVS GA5622POCT DALLAS		1	1	50%	2
ACCESS MEDICAL GROUP OF TAMPA II, INC		2			2
CVS AZ5892POCT LAVERN		2			2
NEWTON MEMORIAL HOSPITAL		2			2
FIRST CHOICE MEDICAL PC			2	100%	2
FKC AMELIA ISLAND DIALYSIS			2	100%	2
EASTERN NIAGARA HOSPITAL		2			2
GREEN POINT RX INC DBA ALTRU CHEMISTS		2			2
FHCP ASC - ORANGE CITY			2	100%	2
FLORIDA MEDICAL CENTER OF CLEARWATER		2			2
MIDWAY PRIMARY CARE LLC		2			2
ROCKEFELLER UNIVERSITY CLINICAL GENOMICS LABORATOR		2			2
MARCO ISLAND HOSPITAL INC D/B/A		1	1	50%	2
CONEMAUGH MEMORIAL MEDICAL CENTER		2			2
VENICE REGIONAL BAYFRONT HEALTH			2	100%	2
POPLAR HEALTHCARE			2	100%	2
CROSSROADS URGENT CARE DBA URGENT TEA		2			2
SMITH NORTHVIEW HOSPITAL LAB			2	100%	2
STAGES OF LIFE MEDICAL INSTITUTE			2	100%	2
STATCARE URGENT AND WALK-IN			2	100%	2
DIVERSE MEDICAL CARE LLC			2	100%	2
MEDEXPRESS URGENT CARE - BRIDGEVILLE		2			2
UVA HEALTH SYSTEM MEDICAL LABORATORIES			2	100%	2
ADVENTHEALTH MEDICAL GROUP COMMUNITY MEDICINE		1	1	50%	2
GERM BUSTERS 911 LLC			2	100%	2
MEDEXPRESS URGENT CARE, LANCASTER WEST		1	1	50%	2
ACCESS 365 URGENT CARE LLC			2	100%	2
HEALTH EXPRESS URGENT CARE			2	100%	2
MINUTECLINIC DIAGNOSTIC OF OHIO #5060		2			2
PUBLIC HEALTH LABORATORY	1		1	50%	2
BOSTON MEDICAL CENTER			2	100%	2
ADVENTHEALTH EAST ORLANDO EMPLOYEE CLINIC		2			2
UF KANAPHA LAB BEAKER		2			2
WEST COAST PEDIATRICS			2	100%	2
NEMOURS CHILDRENS PRIMARY CARE			2	100%	2
SOUTHSIDE FAMILY MEDICAL		2			2
BLACKBAG DIGITAL HEALTH LLC		2			2
CVS NH6596POCT HAMPTON		2			2
MAJESTIC OAKS			2	100%	2
CARESPOT URGENT CARE		1	1	50%	2

COVID-19: testing by laboratory

Data through Mar 18, 2021 verified as of Mar 19, 2021 at 09:25 AM

Data in this report are provisional and subject to change.

The numbers in the table below represent the number of Florida and non-Florida residents for whom test results were received by the Department of Health. A person can be tested by more than one laboratory and can have both positive and negative results. **Therefore, the sum of the numbers in each column will be larger than the total number of people tested.**

Reporting lab	Inconclusive	Negative	Positive	Percent positive	Total
OSF ST JOSEPH MEDICAL CENTER			2	100%	2
TULANE MEDICAL CENTER			2	100%	2
FLORIDA COMMUNITY HEALTH CENTERS, INC.			2	100%	2
FRASER MEMORIAL HOSPITAL		1	1	50%	2
ATLANTIC DIAGNOSTICS			2	100%	2
DELRAY BEACH HEALTH CENTER			2	100%	2
BIOHEALTH MEDICAL LAB INC			2	100%	2
SWEDISH COVENANT HOSPITAL			2	100%	2
Garden Isle Healthcare and Rehabilitation Center		2			2
Avanti Wellness and Rehab			2	100%	2
Kroger 020 - The Little Clinic Wheat Ridge		2			2
APC PEDIATRICS			2	100%	2
LABTOX LABORATORIES			2	100%	2
BAYSTATE MEDICAL CENTER		1	1	50%	2
SUMMIT URGENT CARE PS			2	100%	2
SHELBYVILLE HOSPITAL COMPANY		2			2
GEISINGER MEDICAL CENTER		2			2
JASPER MEMORIAL HOSPITAL		1	1	50%	2
CVS MA447POCT NORTHAMPTON		2			2
CITY OF NEW YORK DEPARTMENT OF HEALTH			2	100%	2
SPRINGHILL SENIOR RESIDENCE		2			2
ACKERMAN CANCER CENTER		2			2
SIGNAL DIAGNOSTICS DBA FLOWHEALTH LABS			2	100%	2
MEDEXPRESS URGENT CARE - SOUTH CHARLESTON		2			2
MAIN STREET MEDICAL CENTERS		2			2
RAPID MEDLAB (004MO)		2			2
PALMETTO FAMILY HEALTH CENTER			2	100%	2
University Plaza Rehabilitation and Nursing			2	100%	2
MEDEXPRESS URGENT CARE - JEANNETTE		2			2
MEDEXPRESS - WILMINGTON KIRKWOOD HIGHWAY		2			2
MINUTECLINIC DIAGNOSTIC OF NEVADA-9586		1	1	50%	2
UNIVERSTIY OF ILLINOIS HOSPITAL			2	100%	2
TMH PHYSICIAN PARTNERS MONTICELLO		1	1	50%	2
Kroger 619 - The Little Clinic Hendersonville Indian Lake		2			2
JULIE STAATS DO		2			2
Chatham Nursing and Rehab Center		2			2
MD NOW URGENT CARE CENTER INC.			2	100%	2
LONG, SARAH		1	1	50%	2
LILY PHARMACY		2			2
FLORIDA CLINICAL LABORATORY INC			2	100%	2
MINUTECLINIC DIAGNOSTIC OF OHIO #6192		2			2
HUMILITY OF MARY HEALTH PARTNERS			2	100%	2
FLORIDA MEDICAL CLINIC RADIOLOGY DALE MABRY		2			2
441 URGENT CARE-MULBERRY			2	100%	2
PM PEDIATRICS OF BAYSIDE, PLLC - RIVE		2			2
SPECTRUM HEALTH			2	100%	2

COVID-19: testing by laboratory

Data through Mar 18, 2021 verified as of Mar 19, 2021 at 09:25 AM

Data in this report are provisional and subject to change.

The numbers in the table below represent the number of Florida and non-Florida residents for whom test results were received by the Department of Health. A person can be tested by more than one laboratory and can have both positive and negative results. **Therefore, the sum of the numbers in each column will be larger than the total number of people tested.**

Reporting lab	Inconclusive	Negative	Positive	Percent positive	Total
Edinboro Manor		2			2
MAGNOLIA ADULT, LLC			2	100%	2
ADVANCE FAMILY PRACTICE LLC			2	100%	2
DOCTORS MEDICAL CTR OF WALTON COUNTY			2	100%	2
COX HEALTH SOUTH LAB		1	1	50%	2
MINUTECLINIC DIAGNOSTIC, PA #10252		2			2
Edward Hines, Jr. VA Hospital		2			2
FLORIDA MEDICAL CLINIC CARDIOLOGY-ZH			2	100%	2
OMEGA RESEARCH CONSULTANTS			2	100%	2
SOUTHERN TENNESSEE MEDICAL CENTER			2	100%	2
SKIN WELLNESS PHYSICIANS LLC		2			2
SOUTHERN BREEZE HEALTHCARE		1	1	50%	2
THE RIM URGENT CARE			2	100%	2
DAYTON CHILDRENS HOSPITAL LAB			2	100%	2
Kroger 477 - The Little Clinic Fort Mitchell		2			2
ASCENSION ST MICHAEL'S HOSPITAL LAB		1	1	50%	2
AYASS BIOSCIENCE LLC			2	100%	2
LOWELL GENERAL HOSPITAL			2	100%	2
MINUTECLINIC DIAGNOSTIC PA #7110		2			2
EVERYBODY'S FAMILY CLINIC		2			2
SKR MEDICAL ADVISORS		2			2
TRUE HEALTH INC			2	100%	2
CEDARS-SINAI MEDICAL CENTER			2	100%	2
Kroger 412 - The Little Clinic Oxford		2			2
MIAMI DADE MEDICAL RESEARCH INSTITUTE			2	100%	2
BUFFALO CROSSINGS HEALTHCARE AND REHABILITATION CENTER			2	100%	2
FLAGLER PROFESSIONAL HEALTH CARE SERVICES INC		2			2
MEDEXPRESS URGENT CARE - MARTINSVILLE		2			2
ENVOY OF FORK UNION, LLC DBA ENVOY AT THE VILLAGE		2			2
VALLEY MEDICAL LABORATORY			2	100%	2
JUPITER PEDIATRIC ASSOCIATES, PA		1	1	50%	2
CVS MA2125POCT NATICK		1	1	50%	2
CVS MA1877POCT NORTON		2			2
Manor At Perrysburg		2			2
The Palms Nursing and Rehabilitation		1	1	50%	2
HACKENSACK MERIDIAN URGENT CARE, PC		2			2
WillowBrooke Court at Southampton Estates		2			2
IN & OUT URGENT CARE METAIRIE			2	100%	2
INSPIRIT SENIOR LIVING			2	100%	2
FLORIDA DEPARTMENT OF HEALTH IN ESCAMBIA COUNTY		1	1	50%	2
RIGHT AT HOME			2	100%	2
MEDEXPRESS URGENT CARE - MYLAN			2	100%	2
ILLINOIS DEPT OF PUBLIC HEALTH LABS			2	100%	2
CVS MA41POCT TAUNTON		2			2
St. Josephs Hospital			2	100%	2
HPH HOME CARE		1	1	50%	2

COVID-19: testing by laboratory

Data through Mar 18, 2021 verified as of Mar 19, 2021 at 09:25 AM

Data in this report are provisional and subject to change.

The numbers in the table below represent the number of Florida and non-Florida residents for whom test results were received by the Department of Health. A person can be tested by more than one laboratory and can have both positive and negative results. **Therefore, the sum of the numbers in each column will be larger than the total number of people tested.**

Reporting lab	Inconclusive	Negative	Positive	Percent positive	Total
PLASMA MED RESEARCH DBA		2			2
SYLVAN NURSING			2	100%	2
CVS IN6572POCT INDIANAPOLIS		2			2
JOHNSON CITY MEDICAL CENTER		1	1	50%	2
CVS PA7132POCT THORNDALE		2			2
SPRINGFIELD HOSPITAL LABORATORY			2	100%	2
WAKULLA URGENT CARE & DIAGNOSTIC			2	100%	2
SOUTH TAMPA AFTER HOURS CLINIC			2	100%	2
VA CBOC			2	100%	2
Colonial Manor Nursing and Rehabilitation Center		2			2
UNIVERSITY OF MARYLAND MEDICAL CENTER			2	100%	2
CVS AZ5477POCT SURPRISE		2			2
ASPIRUS RIVERVIEW HOSPITAL & CLINICS INC		1	1	50%	2
REGIONS HOSPITAL LABORATORY			2	100%	2
CARE NOW DENTON			2	100%	2
WALKONCLINIC			2	100%	2
HEALTH GROUP CENTER INC			2	100%	2
MEDEXPRESS URGENT CARE - SPRINGFIELD, COOLEY ST		2			2
EDGEWATER RETIREMENT MANOR			2	100%	2
BAPTIST HOSPITAL OF MIAMI MCI BROWARD LABORATORY			2	100%	2
ARCPPOINT LABS OF ALTAMONTE SPRINGS			2	100%	2
MEDERI CARETENDERS		1	1	50%	2
Camellia Gardens		2			2
Iowa Veterans Home		2			2
VA SALT LAKE CITY HCS		2			2
MINUTE CLINIC DIAGNOSTIC OF KANSAS PA		2			2
Kroger 127 - The Little Clinic Lakewood-Alameda		2			2
PARKRIDGE MEDICAL CENTER			2	100%	2
GOLISANO PEDIATRICS PORT CHARLOTTE HARBOR		2			2
UNITED MEMORIAL MEDICAL CENTER			2	100%	2
MAJESTIC GUARDIANS			2	100%	2
Kroger 426 - The Little Clinic Suwanee		2			2
CARE ATC SUN HYDRAULICS TALLAVAST			2	100%	2
SELECT MEDICAL CLINIC			2	100%	2
CSS- TWELVE OAKS			2	100%	2
YOUTH AND YOU, INC		2			2
VALUE DRUGS GREENLAWN INC		2			2
Parkridge Specialty Care		2			2
ESCANDON DIAGNOSTIC CLINIC			2	100%	2
NEMOURS CHILDREN'S URGENT CARE LAKE NONA			2	100%	2
NYUMC CLINICAL LABORATORIES			2	100%	2
MOUNT SINAI MEDICAL CENTER OF FLORIDA, INC			2	100%	2
Eagle Health and Rehabilitation		2			2
BD MEDICAL SYSTEMS			2	100%	2
CRUC CMCH-COVID-19		2			2
UW HOSPITAL AND CLINICS		1	1	50%	2

COVID-19: testing by laboratory

Data through Mar 18, 2021 verified as of Mar 19, 2021 at 09:25 AM

Data in this report are provisional and subject to change.

The numbers in the table below represent the number of Florida and non-Florida residents for whom test results were received by the Department of Health. A person can be tested by more than one laboratory and can have both positive and negative results. **Therefore, the sum of the numbers in each column will be larger than the total number of people tested.**

Reporting lab	Inconclusive	Negative	Positive	Percent positive	Total
TGH Brandon Healthplex Laboratory			2	100%	2
BAYLOR SCOTT & WHITE COMPREHENSIVE WOUND			2	100%	2
AZALEA HEALTH AND REHABILITATION		2			2
HOME ACCESS HEALTH			2	100%	2
SUNNYSIDE MANOR		2			2
UT PATH			2	100%	2
LIFESPRING COMMUNITY HEALTH		2			2
Kroger 130 - The Little Clinic Colorado Springs		2			2
SAFE PMC		2			2
CVS NV8784POCT LAS VEGAS		1	1	50%	2
BAY CORRECTIONAL AND REHABILITATION FACILITY			2	100%	2
AUSTIN REGIONAL CLINIC MICROBIOLOGY LAB			2	100%	2
CITRUS PARK			2	100%	2
HAPPY KIDZ PEDIATRICS PL		1	1	50%	2
COMMUNITY HEALTH CENTERS OF PINELLAS, INC			2	100%	2
MEDICAL ASSOCIATES OF BREVARD DR S VYAS			2	100%	2
APALACHEE CENTER INC		2			2
TENNESSEE VALLEY HCS			2	100%	2
Beecher Manor Nursing and Rehabilitation Center		2			2
SANTA ROSA COUNTY HEALTH DEPARTMENT			2	100%	2
JEFFERSON WASHINGTON TOWNSHIP HOSPITAL		2			2
NORTH DAKOTA VETERANS HOME		2			2
Kroger 519 - The Little Clinic Georgesville Square		2			2
PM PEDIATRICS OF BAYSIDE, PLLC - MANHASSET		2			2
OPTUM PRIMARY CARE		1	1	50%	2
AUGUSTA HEALTH SKILLED CARE			2	100%	2
DOCTORS CARE OF PALM COAST			2	100%	2
FEDERAL CORRECTIONAL INSTITUTION MARIANNA			2	100%	2
FLORIDA MENTOR FAULKNER GROUP HOME			2	100%	2
CVS SC2250POCT COLUMBIA		2			2
CVS MA2401POCT MARSHFIELD		2			2
BMC/JACSONVILLE		1	1	50%	2
CHAPPEL GROUP RESEARCH, THE		2			2
MAYO CLINIC COUMADIN CLINIC LABORATORY		1	1	50%	2
NORTH MCALLEN PEDIATRIC CENTER			2	100%	2
BAPTIST HOSPITAL PRIMARY CARE GULF BREEZE			2	100%	2
CHI MEMORIAL PRIMARY CARE ASSOCIATES-A		2			2
SANIBEL MEDICAL CLINIC			2	100%	2
Providence of Sparta Health and Rehabilitation		2			2
Birchaven		2			2
MEDLOGIC, LLC		2			2
SOUTHEAST GEORGIA HEALTH SYSTEM			2	100%	2
SANFORD REGIONAL HOSPITAL WORTHINGTON		2			2
EXPRESSCARE URGENT CARE CENTER			2	100%	2
Crestwood Nursing Center		1	1	50%	2
CARE 365			2	100%	2

COVID-19: testing by laboratory

Data through Mar 18, 2021 verified as of Mar 19, 2021 at 09:25 AM

Data in this report are provisional and subject to change.

The numbers in the table below represent the number of Florida and non-Florida residents for whom test results were received by the Department of Health. A person can be tested by more than one laboratory and can have both positive and negative results. **Therefore, the sum of the numbers in each column will be larger than the total number of people tested.**

Reporting lab	Inconclusive	Negative	Positive	Percent positive	Total
SCDHEC BUREAU OF LABORATORIES			2	100%	2
WALGREENS #06583		2			2
OCALA REGIONAL KIDNEY CENTER-WEST			2	100%	2
Alden Terrace of McHenry			2	100%	2
KIVA AT MOUNT DORA			2	100%	2
CVS PA7611POCT ALLISON PARK		2			2
PRIMARY HEALTH CARE ASSOCIATES INC			2	100%	2
PREMIER MEDICAL LABORATORY			2	100%	2
RAPID RESULT CORP LLC		1	1	50%	2
RAPID MD			2	100%	2
PALM COAST DIALYSIS		2			2
CVS OH6185POCT PICKERINGTON		2			2
PREMIER MOBILE HEALTH SERVICES, LLC			2	100%	2
POINT OF CARE PRIVATE HEALTH MANAGEMENT			2	100%	2
Essex Center for Rehabilitation and Healthcare		2			2
Delaware Court Healthcare Center		2			2
ARLINGTON DIALYSIS CENTER LLC		2			2
MIDDLEBURG PEDIATRICS			2	100%	2
PALM MEDICAL CENTER - PLANT CITY		2			2
HELEN HAYES HOSPITAL LABORATORY		2			2
Kroger 549 - The Little Clinic Clinton Highway		2			2
ROUTE 16 PHARMACY LLC DBA HOLLAND PHAR		2			2
SAWGRASS PEDIATRIC PARTNERS LLC			2	100%	2
U OF MIAMI MILLER SCHOOL OF MEDICINE			2	100%	2
MEDEXPRESS URGENT CARE-WILKINS TOWNSHIP, WILLIAM PENN HIGHWAY		2			2
EASTSIDE SPORTS COMPLEX			2	100%	2
TGH URGENT CARE - WESLEY CHAPEL			2	100%	2
KEY WEST HMA PHYSICIAN MANAGEMENT, LLC			2	100%	2
ADVOCATE SHERMAN HOSPITAL			2	100%	2
MINUTECLINIC #1773		2			2
CERTIVIA LABORATORIES			2	100%	2
RIVERVIEW MEDICAL CLINIC		2			2
Kroger 672 - The Little Clinic Bill Kennedy & Glenwood		2			2
STATE OF FLORIDA			2	100%	2
Greystone Nursing and Rehab, LLC			2	100%	2
SWEETWATER NURSING CENTER		2			2
CVS NC7057POCT SHELBY		2			2
SHELL POINT HOME HEALTH			2	100%	2
MIDLAND MEMORIAL HOSPITAL			2	100%	2
NABI		1			1
LOGAN COUNTY HOSPITAL			1	100%	1
Avista Nursing and Rehab			1	100%	1
HYDE PARK MEDICAL CENTER		1			1
LIFELINK TRANSPLANT INSTITUTE LAB			1	100%	1
Melbourne Terrace Rehabilitation Center			1	100%	1
STEPHENS COUNTY HOSPITAL			1	100%	1

COVID-19: testing by laboratory

Data through Mar 18, 2021 verified as of Mar 19, 2021 at 09:25 AM

Data in this report are provisional and subject to change.

The numbers in the table below represent the number of Florida and non-Florida residents for whom test results were received by the Department of Health. A person can be tested by more than one laboratory and can have both positive and negative results. **Therefore, the sum of the numbers in each column will be larger than the total number of people tested.**

Reporting lab	Inconclusive	Negative	Positive	Percent positive	Total
UNITYPOINT HEALTH TRINITY			1	100%	1
CARING PROFESSIONAL HEALTH CARE LLC		1			1
FLORIDA CLINICAL RESEARCH CENTER, LLC			1	100%	1
FRESENIUS KIDNEY CARE FORT WALTON BEACH			1	100%	1
Kroger 57 - The Little Clinic Jay C Charlestown		1			1
WINTER HAVEN DIALYSIS		1			1
CLEVELAND HEARTLAB			1	100%	1
COMMUNITY CARE CENTER		1			1
ARBOR DIAGNOSTICS, INC		1			1
WAKE FOREST MEDICAL CENTER LABORATORY			1	100%	1
MEDEXPRESS URGENT CARE - ROCKAWAY		1			1
Vi at Aventura		1			1
VANAJA SUREDDI MD PA			1	100%	1
POMPANO BEACH ARTIFICIAL KIDNEY CENTER			1	100%	1
SUNCOAST FAMILY MEDICAL ASSOCIATES			1	100%	1
SC-GA2018 THE RIDGE REHABILITATION & H		1			1
SIGNATURE CARE MIDLAND			1	100%	1
DOYLESTOWN HOSPITAL			1	100%	1
			1	100%	1
NORTHWEST TEXAS HEALTHCARE SYSTEM,INC			1	100%	1
TMH URGENT CARE CENTER			1	100%	1
GADSDEN FAMILY PRACTICE		1			1
CROZER-CHESTER MEDICAL CENTER			1	100%	1
SENCARE MANAGEMENT		1			1
Kroger 825 - The Little Clinic Dorothy Lane		1			1
Brown Memorial Home		1			1
MD NOW MEDICAL CENTERS, INC			1	100%	1
Kroger 447 - The Little Clinic Lebanon		1			1
TIMPANOGOS REGIONAL HOSPITAL			1	100%	1
GENEVA FAMILY HEALTH			1	100%	1
CONCENTRA - TAMPA EAST		1			1
VELOCITY URGENT CARE - REDMILL			1	100%	1
HUNTERS CREEK MEDICAL ASSOCIATES PA		1			1
HOSPICE OF MARION COUNTY INC			1	100%	1
Nemours Children's Clinic-Orla			1	100%	1
Vista Park			1	100%	1
CVS MA299POCT WORCESTER		1			1
PHYSICIAN ASSOCIATES, LLC			1	100%	1
FIRSTCARE MEDICAL CENTER			1	100%	1
JMJ FAMILY PRACTICE			1	100%	1
COLLINS NURSING HOME		1			1
ISLANDS ASSISTED LIVING FACILITY,THE			1	100%	1
CVS MI8287POCT MACOMB		1			1
Walgreens #5914		1			1
IVY CREEK HEALTHCARE & WELLNESS CENTRE			1	100%	1
PANCARE HEALTH - BRUCE			1	100%	1

COVID-19: testing by laboratory

Data through Mar 18, 2021 verified as of Mar 19, 2021 at 09:25 AM

Data in this report are provisional and subject to change.

The numbers in the table below represent the number of Florida and non-Florida residents for whom test results were received by the Department of Health. A person can be tested by more than one laboratory and can have both positive and negative results. **Therefore, the sum of the numbers in each column will be larger than the total number of people tested.**

Reporting lab	Inconclusive	Negative	Positive	Percent positive	Total
BOULDER COMMUNITY HOSPITAL			1	100%	1
NOORANI MEDICAL CENTER LLC			1	100%	1
MEDAC AT PORTERS NECK			1	100%	1
CONSOLIDATED			1	100%	1
MEDCOR, INC			1	100%	1
CVS CA9497POCT IRVINE		1			1
EXPRESS CARE OF OCALA			1	100%	1
PARK AVENUE PEDIATRICS PC		1			1
Washington County Nursing Home			1	100%	1
ST JOSEPHS CHILDRENS HOSPITAL PEDI TRANSPORT			1	100%	1
SEGAL INSTITUTE FOR CLINICAL RESEARCH INC			1	100%	1
BOCA RATON REGIONAL HOSPITAL		1			1
URGENT 202 COX CREEK PKWY		1			1
ERIE COUNTY EMERGENCY SERVICES DIV OF		1			1
SCHUYLER HOSPITAL		1			1
EAGLE COUNTY HEALTH AND HUMAN SERVICES			1	100%	1
GWINNETT MEDICAL CENTER			1	100%	1
Eugene J. Towbin Healthcare Center		1			1
HELIX BIOMEDICS LLC			1	100%	1
ADVANCED MEDICAL LABORATORIES (AML)			1	100%	1
The Pines at Poughkeepsie Center for Nursing and Rehabilitation		1			1
MISSISSIPPI VALLEY REGIONAL BLOOD CENTER			1	100%	1
QUALITY LAB			1	100%	1
REGIONAL MED CTR BAYONET POINT			1	100%	1
PREMIUM HOME HEALTH CARE INC			1	100%	1
OHSU LABORATORY SERVICES		1			1
EVERGREEN WOODS HEALTH & REHAB CENTER			1	100%	1
BAYCARE OUTREACH LAB AT NEW TAMPA			1	100%	1
TFH HOME HEALTH INC			1	100%	1
POUDRE VALLEY HOSPITAL			1	100%	1
LIBERTY URGENT CARE			1	100%	1
HIGHLAND LABORATORY			1	100%	1
CONTINENTAL HOME HEALTH CARE INC			1	100%	1
VERITAS GENETICS, INC.			1	100%	1
MEDIPLUS CLINIC, INC			1	100%	1
ATMORE COMMUNITY HOSPITAL			1	100%	1
DOCTORS HOSPITAL OF LAREDO			1	100%	1
PAUL C SCHWARTZ & MELVIN L WEIDMAN		1			1
HARDEE COUNTY FIRE RESCUE		1			1
CONSULATE HEALTH CARE OF VERO BEACH			1	100%	1
ANDREWS INSTITUTE AMBULATORY SURGERY CENTER		1			1
SOUTHERN FAMILY HEALTH			1	100%	1
CARESOUTH HHA HOLDINGS OF THE TREASURE COAST LLC			1	100%	1
INNOVATIVE CARE II LLC			1	100%	1
MERCYONE DES MOINES MEDICAL CENTER			1	100%	1
FLORIDA DIGESTIVE AND LIVER SPECIALISTS			1	100%	1

COVID-19: testing by laboratory

Data through Mar 18, 2021 verified as of Mar 19, 2021 at 09:25 AM

Data in this report are provisional and subject to change.

The numbers in the table below represent the number of Florida and non-Florida residents for whom test results were received by the Department of Health. A person can be tested by more than one laboratory and can have both positive and negative results. **Therefore, the sum of the numbers in each column will be larger than the total number of people tested.**

Reporting lab	Inconclusive	Negative	Positive	Percent positive	Total
Harbert Hills Academy Nursing Home		1			1
HEALTHPLUS			1	100%	1
ST FRANCIS COLLEGE WELLNESS CENTER		1			1
INLET CONCIERGE MEDICINE			1	100%	1
COASTAL PEDIATRICS LLC			1	100%	1
ADVENTHEALTH MEDICAL GROUP OBSTETRICS AND			1	100%	1
OPTUM OF HIALEAH		1			1
Remarkable Healthcare Dallas			1	100%	1
CVS AZ9277POCT TUCSON		1			1
THE HEART HOSPITAL BAYLOR PLANO			1	100%	1
VA OPTOMETRY CLINIC			1	100%	1
Sage Bluff Health & Rehabilitation Center		1			1
NEMOURS CHILDREN'S PRIMARY CARE			1	100%	1
FINLAY MEDICAL RESEARCH CORP			1	100%	1
Florence Nursing and Rehabilitation Center		1			1
MEDEXPRESS URGENT CARE - CABOT			1	100%	1
AESTHETIC PHYSICIANS PC			1	100%	1
THE MEDICAL CENTER			1	100%	1
GENESIS HEALTH SYSTEM			1	100%	1
CVS NJ1927POCT GREEN BROOK		1			1
WORKFORCE HEALTH DEPARTMENT			1	100%	1
Kroger 016 - The Little Clinic Centennial		1			1
GAMMA HEALTHCARE, INC		1			1
FIVE STAR PREMIER RESIDENCES OF POMPANO BEACH			1	100%	1
LANGLEY DIALYSIS			1	100%	1
MID-FLORIDA PATHOLOGY LLC		1			1
AMD			1	100%	1
NOVANT HEALTH PRINCE WILLIAM WELLNESS CENTER			1	100%	1
BAPTIST HEALTH PRIMARY CARE AT CUTLER BAY			1	100%	1
CARSON NURSING AND REHABILITATION CENTER		1			1
MEDICAL LIFE-INC GUIDEWELL EMERGENCY MEDICINE			1	100%	1
ADVENTHEALTH IMAGING WINTERGARDEN		1			1
ADVANCE HEALTH AND WELLNESS SOLUTIONS			1	100%	1
HEALTH FIRST MEDICAL GROUP LLC			1	100%	1
CVS KS8601POCT OVERLAND PARK			1	100%	1
Kroger 350 - The Little Clinic New Cut Road		1			1
SV MOBILE HEALTH			1	100%	1
Gulf Coast health and Rehabilitation, LLC		1			1
RIVERVIEW HOSPITAL D/B/A UNIVERSITY		1			1
SARHA DOCTORS CENTER			1	100%	1
Crowne Health Care of Eufaula		1			1
Walgreens #3049		1			1
HIGH DESERT COURT GROUP HOME			1	100%	1
MEMORIAL HERMANN SOUTHWEST HOSPITAL			1	100%	1
ARLINGTON ADULT RESIDENTIAL FACILITY, INC			1	100%	1
WALGREENS #5130			1	100%	1

COVID-19: testing by laboratory

Data through Mar 18, 2021 verified as of Mar 19, 2021 at 09:25 AM

Data in this report are provisional and subject to change.

The numbers in the table below represent the number of Florida and non-Florida residents for whom test results were received by the Department of Health. A person can be tested by more than one laboratory and can have both positive and negative results. **Therefore, the sum of the numbers in each column will be larger than the total number of people tested.**

Reporting lab	Inconclusive	Negative	Positive	Percent positive	Total
EPIC CARE PHARMACY		1			1
Kroger 444 - The Little Clinic Dent		1			1
MINUTE CLINIC DIAGNOSTIC MED GRP OF CA		1			1
Elm Crest Senior Living Community		1			1
NEMOURS CHILDREN'S PRIMARY CARE, ST CLOUD			1	100%	1
CACERES SPECIALIZED GYNECOLOGY		1			1
MIAMI VASCULAR SURGERY			1	100%	1
BAYSHORE DIALYSIS			1	100%	1
SMA BEHAVIORAL HEALTH SERVICES INC		1			1
GREATER TAMPA AT HOME			1	100%	1
CALIFORNIA PUBLIC HEALTH LABORATORY			1	100%	1
BL DIAGNOSTICS LLC			1	100%	1
OXY-GENLAB			1	100%	1
CVS OH2540POCT HILLIARD		1			1
Signature Healthcare of Georgetown		1			1
GARDENS AT MAPLEWOOD			1	100%	1
Memorial Health Care Center			1	100%	1
INTERMOUNTAIN HEALTHCARE LABORATORY SERVICES			1	100%	1
MONMOUTH MEDICALC ENTER		1			1
Bethel Lutheran Nursing & Rehabilitation Center		1			1
PELICAN STATE OUTPATIENT CENTER			1	100%	1
HOLLAND COMMUNITY HOSPITAL		1			1
Kroger 397 - The Little Clinic Frankfort East		1			1
HORIZON MEDICAL CENTER			1	100%	1
SANITAS RESEARCH LLC			1	100%	1
Kroger 670 - The Little Clinic Dawson Forest Rd & Hwy 19		1			1
COLLIER BLVD HMA PHYSICIANS MANAGEMENT LLC			1	100%	1
GOSHEN HOSPITAL			1	100%	1
MARTINSVILLE HEALTH AND REHAB			1	100%	1
CVS NE8626POCT LINCOLN		1			1
Mountain View Manor			1	100%	1
TRINITY URGENT CARE		1			1
FAYETTE MEDICAL CENTER LAB		1			1
EAST FL CORE LAB			1	100%	1
OAK HAVEN REHAB AND NURSING CENTER			1	100%	1
TMH CANCER CENTER LABORATORY			1	100%	1
OCALA REGIONAL DIALYSIS- NORTH			1	100%	1
LEGACY AT HIGHWOODS PRESERVE		1			1
CAREWELL URGENT CARE FITCHBURG			1	100%	1
QUALITY CLINICAL LAB LLC			1	100%	1
LIMA MEMORIAL HOSPITAL			1	100%	1
CONCENTRA - OCALA		1			1
Holly Hill Healthcare Center			1	100%	1
CARBON HEALTH			1	100%	1
MAYO CLINIC OUTPATIENT DIALYSIS CENTER			1	100%	1
MCLEOD MEMORIAL HOSPITAL CLARENDON			1	100%	1

COVID-19: testing by laboratory

Data through Mar 18, 2021 verified as of Mar 19, 2021 at 09:25 AM

Data in this report are provisional and subject to change.

The numbers in the table below represent the number of Florida and non-Florida residents for whom test results were received by the Department of Health. A person can be tested by more than one laboratory and can have both positive and negative results. **Therefore, the sum of the numbers in each column will be larger than the total number of people tested.**

Reporting lab	Inconclusive	Negative	Positive	Percent positive	Total
REFERENCE LABORATORY			1	100%	1
PULMONARY, CRITICAL CARE AND SLEEP DISORDERS INSTITUTE OF SOUTH FLORID			1	100%	1
CHI MEMORIAL HOSPITAL CHATTANOOGA			1	100%	1
WELL-KEY URGENT CARE SEVIERVILLE			1	100%	1
FLORIDA FAMILY LABORATORY		1			1
Parkview Care Center			1	100%	1
MERITER LABORATORIES			1	100%	1
C V S / PHARMACY #833		1			1
BAPTIST HOSPITAL LABORATORY			1	100%	1
MOUNT SINAI COMPREHENSIVE CANCER CENTER			1	100%	1
MISSION HOSPITAL			1	100%	1
Mayfair Village Nursing Care Center		1			1
SHRIVERS PHARMACY AND WELLNESS CENTER			1	100%	1
STANDIFER PLACE		1			1
OCALA RKC EAST HEMO #1			1	100%	1
LANTANA HC LAB			1	100%	1
MEDEXPRESS URGENT CARE - DERBY N ROCK		1			1
DOCTORS CHOICE HOME CARE INC			1	100%	1
BNJ		1			1
MEDICAL CENTER			1	100%	1
RESOURCE PATH LLC			1	100%	1
Alden Lincoln Park			1	100%	1
PRIMEX CLINICAL LABORATORIES INC			1	100%	1
ALIMETRIX INC		1			1
LAKE MARY OPTUM FLORIDA			1	100%	1
SAINT LEO UNIVERSITY INCORPORATED			1	100%	1
LAKELAND MEDICAL CENTER			1	100%	1
TENNOVA HEALTHCARE - CLEVELAND			1	100%	1
Fairhope		1			1
LOWER KEYS COMMUNITY HEALTH CENTER			1	100%	1
ASHLEY PEDIATRICS DAY AND NIGHT CLINIC			1	100%	1
MINUTECLINIC DIAGNOSTIC OF VIRGINIA, LLC #1980		1			1
Kroger 518 - The Little Clinic Hermitage		1			1
CVS NC7051POCT WAKE FOREST		1			1
DR BAWA AND ASSOCIATES			1	100%	1
Kroger 419 - The Little Clinic Farmington/Exeter		1			1
COLONIAL VILLA GOOD SAMARITAN CENTER		1			1
Carington Park			1	100%	1
STEWART MEDICAL GROUP INC			1	100%	1
Wexner Heritage House			1	100%	1
WYOMING COUNTY DEPARTMENT OF HEALTH		1			1
Arbors at Marietta		1			1
MEMORIAL HOSPITAL - BELLEVILLE			1	100%	1
EASTSIDE MEDICAL CLINIC		1			1
UABC			1	100%	1
HEALTHPARTNERS HUDSON CLINIC			1	100%	1

COVID-19: testing by laboratory

Data through Mar 18, 2021 verified as of Mar 19, 2021 at 09:25 AM

Data in this report are provisional and subject to change.

The numbers in the table below represent the number of Florida and non-Florida residents for whom test results were received by the Department of Health. A person can be tested by more than one laboratory and can have both positive and negative results. **Therefore, the sum of the numbers in each column will be larger than the total number of people tested.**

Reporting lab	Inconclusive	Negative	Positive	Percent positive	Total
Acts Manor House		1			1
STONECREST MEDICAL CENTER		1			1
REGIONAL MEDICAL LABORATORY			1	100%	1
PUBLIX PHARMACY # 1236			1	100%	1
SPINE & PAIN CONSULTANT PLLC		1			1
SOMA MEDICAL CENTER PA #2			1	100%	1
MED-LAKE LABORATORY			1	100%	1
CATERPILLAR INC - MIAMI DISTRIBUTION CENTER			1	100%	1
TCPA CLINICAL LABORATORIES			1	100%	1
WINDMOOR HEALTHCARE			1	100%	1
Kingston of Miamisburg		1			1
NEMOURS CHILDRENS PRIMARY CARE CLERMONT			1	100%	1
THE MEDICAL CENTER AT BOWLING GREEN			1	100%	1
SOUTHWEST REGIONAL PCR LABORATORY			1	100%	1
CVS / PHARMACY #10794			1	100%	1
QC LABORATORY			1	100%	1
NORWALK HOSPITAL			1	100%	1
EMERSON HOSPITAL LABORATORY			1	100%	1
Heritage Health of Peru			1	100%	1
UT HEALTH RIO GRANDE VALLEY PRIMARY CARE AT			1	100%	1
Willowbrooke Court at Normandy Farms Estates		1			1
ABINGTON MEMORIAL HOSPITAL			1	100%	1
Kroger 698 - The Little Clinic 14th Street/Bell		1			1
INTERNAL MEDICINE GROUP OF CENTRAL FLORIDA			1	100%	1
Crowne Place Assisted Living		1			1
ST VINCENT'S AMBULATORY CARE INC			1	100%	1
ADAMS COUNTY HEALTH DEPARTMENT			1	100%	1
EMPLOYEE WELLNESS PA			1	100%	1
RED BUG LAKE ROAD OVIEDO COVID			1	100%	1
CVS HEALTH, #5962		1			1
PEDIATRIC ASSOCIATES - DORAL			1	100%	1
PROMUS DIAGNOSTICS, LLC			1	100%	1
Lynwood		1			1
SYNERGY DIALYSIS INC			1	100%	1
CHILDREN'S NATIONAL MEDICAL CENTER			1	100%	1
Arbor Springs Health and Rehab		1			1
NEW SMYRNA BEACH AMBULATORY CARE CTR			1	100%	1
BHS PHYSICIAN NETWORK			1	100%	1
AAA MEDICAL TESTING			1	100%	1
CRUSADER COMMUNITY HEALTH			1	100%	1
CAROLINAS HEALTHCARE SYSTEM LAB			1	100%	1
CVS AZ69POCT PEORIA		1			1
DEL PRADO MEDICAL CENTER, INC		1			1
TRIDENT ANTI AGING LLC			1	100%	1
DOCTORS CARE - GREER		1			1
AMERICAN FAMILY CARE URGENT CARE		1			1

COVID-19: testing by laboratory

Data through Mar 18, 2021 verified as of Mar 19, 2021 at 09:25 AM

Data in this report are provisional and subject to change.

The numbers in the table below represent the number of Florida and non-Florida residents for whom test results were received by the Department of Health. A person can be tested by more than one laboratory and can have both positive and negative results. **Therefore, the sum of the numbers in each column will be larger than the total number of people tested.**

Reporting lab	Inconclusive	Negative	Positive	Percent positive	Total
BLAKE AT PENSACOLA OPERATION CO, LLC, THE			1	100%	1
DSI LABORATORIES-NAPLES-7TH			1	100%	1
SANTA ROSA PEDIATRICS			1	100%	1
TARRANT MEDICAL ASSOCIATES			1	100%	1
SANFORD HOME		1			1
Hawthorne House		1			1
WEST CARVER MEDICAL ASSOCIATES		1			1
JOSHUA E CHESIR MD		1			1
SUNCOAST BEHAVIORAL HEALTH CENTER			1	100%	1
ROYAL OAK MEDICAL CENTER LLC DBA CHARACTER FAMILY			1	100%	1
NORTH RIVER FAMILY HEALTH CENTER			1	100%	1
BETHESDA DIALYSIS			1	100%	1
BELLMORE PEDIATRICS		1			1
NORTH FLORIDA FAMILY MEDICINE			1	100%	1
TRAFALGAR DIALYSIS			1	100%	1
LAS PALMAS MEDICAL CENTER			1	100%	1
Rehab Select of Talladega		1			1
Greencroft Goshen		1			1
LYSTER MAIN LAB, FT RUCKER		1			1
PCR DIAGNOSTICS			1	100%	1
ALLIANCE MD DIRECT PRIMARY CARE			1	100%	1
SEATTLE-KING COUNTY			1	100%	1
TOMAH VAMC			1	100%	1
CHP COVID-19 (TX)			1	100%	1
CVS MA2600POCT WEYMOUTH			1	100%	1
LAKEVIEW REGIONAL HOSPITAL			1	100%	1
SUNSHINE PEDIATRICS OF LUTz			1	100%	1
Community Care Center of Heritage House, LLC			1	100%	1
Oakmont of Katy Nursing and Rehabilitation		1			1
SPECTRUM LABORATORY			1	100%	1
JPS HEALTH CENTER AT TRUE WORTH PLACE			1	100%	1
Chateau Living Center			1	100%	1
THE TOLEDO HOSPITAL			1	100%	1
WEST BOYNTON DIALYSIS			1	100%	1
CVS IL2297651CV JOLIET		1			1
NEW HORIZON PRIMARY CARE LLC			1	100%	1
Manor Care of Dallastown d/b/a ManorCare Health Services - Dallastown		1			1
AFC URGENT CARE GUNBARREL			1	100%	1
CVS PHARMACY INC DBA CVS/PHARMACY # 10600		1			1
ADVENTHEALTH MEDICAL GROUP INTERNAL MEDICINE		1			1
Bayou Vista Community Care Center			1	100%	1
MEDEXPRESS URGENT CARE - WESTFIELD, E MAIN ST			1	100%	1
MORSELIFE HOME CARE INC			1	100%	1
WESTCOAST FAMILY PRACTICE		1			1
CHC			1	100%	1
Kroger 006 - The Little Clinic Uintah Gardens		1			1

COVID-19: testing by laboratory

Data through Mar 18, 2021 verified as of Mar 19, 2021 at 09:25 AM

Data in this report are provisional and subject to change.

The numbers in the table below represent the number of Florida and non-Florida residents for whom test results were received by the Department of Health. A person can be tested by more than one laboratory and can have both positive and negative results. **Therefore, the sum of the numbers in each column will be larger than the total number of people tested.**

Reporting lab	Inconclusive	Negative	Positive	Percent positive	Total
LIFEGUARD AMBULANCE SERVICE LLC - BAY COUNTY			1	100%	1
ORLANDO PHYSICIAN NETWORK		1			1
ACCURATE HEALTH SERVICES CORP			1	100%	1
FAMILY PRACTICE OF CENTRAL FLORIDA PA			1	100%	1
Crisp Regional Nursing and Rehab Center		1			1
COLUMBIA CREST CARE & RAHAB		1			1
CLEVELAND CLINIC AKRON GENERAL			1	100%	1
CHOTA COMMUNITY HEALTH SERVICES		1			1
CLEVELAND CLINIC OHIO LABORATORIES			1	100%	1
THE INTERNAL MEDICAL GROUP		1			1
JOHNSON & JOHNSON VISION CARE-VISTAKON			1	100%	1
EVANS FAMILY CARE PA			1	100%	1
MEDEXPRESS URGENT CARE - HADLEY		1			1
FLORIDA HEALTH CARE MEDICAL GROUP		1			1
LIFE CARE CENTER OF HILTON HEAD		1			1
URGENT DOC -NACOGODOCHES CLINIC			1	100%	1
MICROBIOLOGY DEPARTMENT			1	100%	1
MEMORIAL HOSPITAL LOS BANOS			1	100%	1
MEDEXPRESS URGENT CARE - WICHITA, N MAIZE RD		1			1
ST JOHNS PEDIATRICS PA		1			1
FAST PACE URGENT CARE			1	100%	1
Valley View Health and Rehabilitation, LLC		1			1
WHEATON FRANCISCAN LABORATORY			1	100%	1
TRIHEALTH			1	100%	1
MERCY MEDICAL CENTER INC			1	100%	1
Fairview			1	100%	1
MBMG OF WINTER HAVEN			1	100%	1
WALMART PHARMACY 10-4554		1			1
BORINQUEN HEALTH CENTER			1	100%	1
CHC SOUTHWEST FLORIDA LAB-LIVE			1	100%	1
LIBERTY HEALTH CENTER			1	100%	1
OAKWOOD HOSPITAL - SOUTHSORE			1	100%	1
HUNEYCUTT FAMILY PRACTICE			1	100%	1
BEAUMONT HOSPITAL			1	100%	1
BIODORON LABORATORIES			1	100%	1
FLORIDA HOME HEALTH			1	100%	1
SUN CLINICAL LABORATORIES			1	100%	1
LITTLE FALLS HOSPITAL LABORATORY		1			1
DE TAR HOSPITAL			1	100%	1
METRO HEALTH HOSPITAL LABORATORY		1			1
HARTFORD HEALTH CARE & REHABILITATION			1	100%	1
OXLEY PARK HEALTH & REHAB		1			1
ER NEAR ME HULEN		1			1
BAYLOR SCOTT & WHITE ALL SAINTS MEDICAL CENTER FT			1	100%	1
MISSION REGIONAL MEDICAL CENTER			1	100%	1
JACKSON MADISON CO. GEN. HOSPITAL			1	100%	1

COVID-19: testing by laboratory

Data through Mar 18, 2021 verified as of Mar 19, 2021 at 09:25 AM

Data in this report are provisional and subject to change.

The numbers in the table below represent the number of Florida and non-Florida residents for whom test results were received by the Department of Health. A person can be tested by more than one laboratory and can have both positive and negative results. **Therefore, the sum of the numbers in each column will be larger than the total number of people tested.**

Reporting lab	Inconclusive	Negative	Positive	Percent positive	Total
CVS AZ7263POCT PHOENIX		1			1
SURGERY CENTER, THE			1	100%	1
LACKAWANNA HEALTH AND REHAB CENTER		1			1
Kroger 753 - The Little Clinic Goss Avenue		1			1
AUTUMN CARE OF STATESVILLE, LLC		1			1
GENESIS HOME HEALTH CARE SERVICES OF			1	100%	1
Brownwood Nusing & Rehabilitation		1			1
Manor Care Health Care Services - Williamsport North		1			1
Accordius Health at Harrisonburg		1			1
PINELLAS POINT NURSING AND REHAB CENTER			1	100%	1
CHATEAU MADELEINE - SENIOR LIVING & MEMORY CARE			1	100%	1
METROPOLITAN			1	100%	1
JAX FAMILY CARE		1			1
ANDERSON FAMILY MEDICINE			1	100%	1
WALGREENS #10308		1			1
ORCHID TERRACE		1			1
EXPRESS LAB LIVINGSTON			1	100%	1
VISTA LAKE ASSISTED LIVING			1	100%	1
CAPITAL HEALTH PLAN - GOVERNORS SQUARE			1	100%	1
COVE AT THE MARBELLA,THE			1	100%	1
WELLSTAR COBB HOSPITAL			1	100%	1
ADVENTHEALTH MEDICAL GROUP UROLOGY AT EAST ORLANDO		1			1
SACRED HEART MEDICAL CENTER			1	100%	1
ELKTON TRANSITIONAL CARE CENTER		1			1
WINNIFRED ASSISTED LIVING FACILITY INC		1			1
OUCH URGENT CARE			1	100%	1
ALAFAYA WOODS FAMILY MEDICAL CENTER		1			1
Court House Center		1			1
TENNOVA ER - SANGO			1	100%	1
SLOPESIDE LABS AND TESTING, LLC - THE HIDEOUT AT BUTTERMILK MOUNTAIN		1			1
FAMILY PRACTICE ASSOCIATES		1			1
PROGRESSIVE MEDICAL RESEARCH			1	100%	1
NEMOURS CHILDREN HOSPITAL			1	100%	1
GENESIS MICROBIOLOGY LAB		1			1
Abernethy Laurels		1			1
BAPTIST MEDICAL PLAZA AT WESTCHESTER			1	100%	1
MEDONE URGENT CARE			1	100%	1
CANDLER HOSPITAL			1	100%	1
HACKENSACK UNIVERSITY MEDICAL CENTER		1			1
HARDIN HEALTH INC		1			1
BAPTIST EMERGENCY HOSPITAL - KELLY			1	100%	1
PULSE MEDICAL DOCTOTS LLC			1	100%	1
ATLANTIS VISION CENTER			1	100%	1
Arch Plaza Nursing and Rehabilitation Center			1	100%	1
Kroger 894 - The Little Clinic NEC		1			1
San Antonio Residence and Rehabilitation Center		1			1

COVID-19: testing by laboratory

Data through Mar 18, 2021 verified as of Mar 19, 2021 at 09:25 AM

Data in this report are provisional and subject to change.

The numbers in the table below represent the number of Florida and non-Florida residents for whom test results were received by the Department of Health. A person can be tested by more than one laboratory and can have both positive and negative results. **Therefore, the sum of the numbers in each column will be larger than the total number of people tested.**

Reporting lab	Inconclusive	Negative	Positive	Percent positive	Total
FAU MEMORY & WELLNESS CENTER			1	100%	1
SAINT JOSEPHS HOSPITAL OF ATLANTA			1	100%	1
GATEWAY FAMILY HEALTH CLINIC			1	100%	1
KINGWOOD EMERGENCY HOSPITAL			1	100%	1
FORT MYERS DIALYSIS		1			1
STUDENT HEALTH CENTER			1	100%	1
UMMC MIDTOWN CAMPUS			1	100%	1
NORTHEAST GEORGIA HEALTH SYSTEM			1	100%	1
MEDEXPRESS URGENT CARE - JACKSON		1			1
CEPERO PEDIATRICS PA			1	100%	1
CULVER CITY URGENT CARE			1	100%	1
PALM BEACH COUNTY SHERIFF OFFICE			1	100%	1
PEACE HEALTH FAMILY MEDICINE AT 87TH AVE		1			1
CVS TN6414POCT SMYRNA		1			1
ST. MICHAEL'S ELITE HOSPITAL			1	100%	1
THE HOSPITALS OF PROVIDENCE EMERGENCY ROOM			1	100%	1
UNIVERSITY OF MARYLAND PATHOLOGY ASSOCIATES			1	100%	1
Caldwell Care		1			1
INSTANT MEDICAL CARE CENTER			1	100%	1
CVS TX19POCT SPRING		1			1
CIRRUS DX			1	100%	1
MEDEXPRESS URGENT CARE - PINE BLUFF S		1			1
CLINICAL CARE, INC			1	100%	1
UF HEALTH EMERGENCY CENTER LABORATORY		1			1
INTERIM HEALTHCARE OF PALM COAST			1	100%	1
COUNTY OF HAMILTON			1	100%	1
FREDERICK AVENUE GROUP HOME		1			1
MIAMI-DADE COUNTY HEALTH DEPT.		1			1
BEAUMONT URGENT CARE		1			1
HIGHLANDS CLINICAL LABORATORY			1	100%	1
Kroger 407 - The Little Clinic Lexington		1			1
TREASURE COAST COMMUNITY HEALTH INC			1	100%	1
Louis Stokes Cleveland VA - Midtown Dialysis Center		1			1
Hinesville VA Clinic		1			1
PHOEBE PRIMARY CARE CAMILLA			1	100%	1
UNIVERSITY PLACE NURSING CENTER		1			1
SPRINGFIELD HOSPITAL			1	100%	1
NYU LANGONE AMBULATORY CARE LAKE SUCC		1			1
Cornerstone at the Ranch		1			1
TREASURE COAST MEDICAL CONCIERGE LLC			1	100%	1
SOUTHWOOD NURSING & RETIREMENT CENTER		1			1
ADDINGTON PLACE EAST LAKE		1			1
SAINT FRANCIS HOSPITAL			1	100%	1
ADVANCED LABORATORY SERVICES			1	100%	1
BAPTIST HEALTH EXPRESS CARE			1	100%	1
SOUTHWOOD HEALTHCARE CENTER		1			1

COVID-19: testing by laboratory

Data through Mar 18, 2021 verified as of Mar 19, 2021 at 09:25 AM

Data in this report are provisional and subject to change.

The numbers in the table below represent the number of Florida and non-Florida residents for whom test results were received by the Department of Health. A person can be tested by more than one laboratory and can have both positive and negative results. **Therefore, the sum of the numbers in each column will be larger than the total number of people tested.**

Reporting lab	Inconclusive	Negative	Positive	Percent positive	Total
PSL JAX BEACH OPERATIONS LLC			1	100%	1
Kroger 481 - The Little Clinic Houston Levee		1			1
RIVERTON CBOC			1	100%	1
CVS MI8091POCT FRASER		1			1
Oakview Manor Health and Rehab		1			1
IDAHO HEALTH DEPARTMENT			1	100%	1
HANCOCK REGIONAL HOSPITAL		1			1
METHODIST HEALTHCARE - MEMPHIS HOSP		1			1
Grays Harbor Health and Rehabilitation		1			1
GIFFORD MEMORIAL HOSPITAL		1			1
CVS NV2989POCT NORTH LAS VEGAS		1			1
PARRISH MEDICAL GROUP			1	100%	1
PARK LANE NURSING HOME		1			1
DAVENPORT PEDIATRICS CLERMONT			1	100%	1
ABBOTT LABORATORIES - OCCUPATIONAL HEALTH SERVICES			1	100%	1
HCA HOUSTON ER 24/7			1	100%	1
HOLMES FAMILY PRACTICE PA			1	100%	1
SPECTRUM LUDINGTON			1	100%	1
EMORY CRAWFORD LONG HOSPITAL			1	100%	1
GULF COUNTY HEALTH DEPARTMENT			1	100%	1
ADVENTHEALTH CENTRA CARE POINCIANA			1	100%	1
BREVARD FAMILY WALK IN CLINIC			1	100%	1
INNOVATIVE HEALTH DIAGNOSTIC OF CALIFORNIA			1	100%	1
Chateau Dville Rehab & Retirement		1			1
ARIZONA STATE LABORATORY			1	100%	1
MYLAN-SOUTH POINT PA		1			1
SANCHEZ CAZAU MEDICAL GROUP			1	100%	1
CLEMENT J ZABLOCKI VAMC		1			1
FLORIDA HEART AND VASCULAR MULTISPECIALTY GROUP PA			1	100%	1
SOPHIA MEDICAL ASSOCIATES, PC			1	100%	1
NORTH BREVARD CHILDRENS MEDICAL CENTER			1	100%	1
PROGRESSIVE MEDICAL LAB LLC			1	100%	1
Diversicare of Smyrna		1			1
ELATION HEALTH		1			1
ALL CARE URGENT CARE			1	100%	1
MEA PRIMARY CARE PLUS BYRAM			1	100%	1
WARREN GENERAL HOSPITAL			1	100%	1
NORTH FLORIDA CHILD DEVELOPMENT, INC			1	100%	1
APPLECARE URGENT CARE			1	100%	1
MODERN URGENT CARE			1	100%	1
CARE ADVANTAGE			1	100%	1
MOSAIC MEDICAL CENTER MARYVILLE			1	100%	1
APPLECARE URGENT CARE KINGSLAND			1	100%	1
Kroger - KRO01100688			1	100%	1
Waddell Nursing & Rehab Center		1			1
Medilodge of Kalamazoo		1			1

COVID-19: testing by laboratory

Data through Mar 18, 2021 verified as of Mar 19, 2021 at 09:25 AM

Data in this report are provisional and subject to change.

The numbers in the table below represent the number of Florida and non-Florida residents for whom test results were received by the Department of Health. A person can be tested by more than one laboratory and can have both positive and negative results. **Therefore, the sum of the numbers in each column will be larger than the total number of people tested.**

Reporting lab	Inconclusive	Negative	Positive	Percent positive	Total
BRIDGEWAY CENTER INC			1	100%	1
PALM COTTAGE OPERATOR LLC			1	100%	1
Brio of Johnston		1			1
CVS OH6164POCT DELAWARE		1			1
Brookdale Southside			1	100%	1
SAINT AGNES HOSPITAL			1	100%	1
Longwood Community Living Center		1			1
Keller Landing Center		1			1
DEVLAB, LLC			1	100%	1
URGENT CARE OF COASTAL GEORGIA			1	100%	1
Walgreens #10988		1			1
OMNICARE PHARMACY OF TEXAS 1, LP		1			1
GIBSON AREA PRIMARY CARE			1	100%	1
CHILTON MEDICAL CENTER		1			1
CARE STATION MEDICAL GROUP		1			1
WELLMED AT SOUTH STUART		1			1
HENRY FORD WEST BLOOMFIELD HOSPITAL			1	100%	1
LABORATORY COPORATION OF AMERICA			1	100%	1
Shelbyville Manor		1			1
VALLEY HOSPITAL MEDICAL CENTER		1			1
KAISER PERMANENTE REGIONAL REFERENCE LABORATORY		1			1
AMBRY GENETICS CORP	1				1
EVENTIDE LUTHERAN HOME		1			1
HENRY FORD HOSPITAL			1	100%	1
Kroger 805 - The Little Clinic Lewis Center		1			1
MEDEXPRESS URGENT CARE - LEOMINSTER		1			1
CVS TX7431POCT ROWLETT		1			1
SHANNON MEDICAL CENTER			1	100%	1
Cerenity Senior Care-White Bear Lake		1			1
AHC Dyersburg		1			1
CVS MA1022POCT CAMBRIDGE		1			1
MRMC LAB MICRO			1	100%	1
KENDALL PEDIATRICS PARTNERS LLC			1	100%	1
CENTRAL FL INTERNAL MEDICINE ASSOCIATES LLC		1			1
LAKE VIEW COURT		1			1
SILVER SPRINGS SHORES DIALYSIS			1	100%	1
BRISTOL REGINAL MEDICAL CENTER			1	100%	1
Raleigh Center (WV)			1	100%	1
PEDIATRIC PARTNERS			1	100%	1
MEDICAL UNIVERSITY OF SOUTH CAROLINA			1	100%	1
GSM OCED Subsection			1	100%	1
Schoenbrunn Healthcare		1			1
US LABORATORIES			1	100%	1
Northern Nevada State Veterans Home		1			1
ST.ELIZABETH HEALTH CENTER	1				1
KEY WEST BRANCH MEDICAL CLINIC			1	100%	1

COVID-19: testing by laboratory

Data through Mar 18, 2021 verified as of Mar 19, 2021 at 09:25 AM

Data in this report are provisional and subject to change.

The numbers in the table below represent the number of Florida and non-Florida residents for whom test results were received by the Department of Health. A person can be tested by more than one laboratory and can have both positive and negative results. **Therefore, the sum of the numbers in each column will be larger than the total number of people tested.**

Reporting lab	Inconclusive	Negative	Positive	Percent positive	Total
MOUNT SINAI MEDICAL CENTER HIALEAH			1	100%	1
UPMC NORTHWEST HOSPITAL			1	100%	1
Kroger 523 - The Little Clinic Dickson			1	100%	1
HEALTH GUAGE			1	100%	1
GEORGETOWN URGENT CARE			1	100%	1
UNIVERSITY OF BALTIMORE WASHINGTON MEDICAL CENTER			1	100%	1
Walgreens #5421		1			1
OMNI HEALTHCARE INC			1	100%	1
CLIFTON-FINE HOSPITAL LABORATORY		1			1
HEARTLAND PHARMACY SEBRING			1	100%	1
MOBILE MEDICAL CLINIC			1	100%	1
YOUR KIDS URGENT CARE			1	100%	1
CVS OH2381POCT LEWIS CENTER		1			1
IP BOISE 1			1	100%	1
Bolingreen Health and Rehabilitation		1			1
MIAMI CHILDRENS HOSPITAL MIDTOWN OUTPATIENT CENTER			1	100%	1
CVS NC2749POCT CONCORD		1			1
MEDEXPRESS URGENT CARE - LINCOLN		1			1
Good Samaritan Society-Atkinson		1			1
ORLANDO DIALYSIS		1			1
KELLY			1	100%	1
BASCOM PALMER-MICRO LAB			1	100%	1
METROWEST MEDICAL CENTER - FRAMINGHAM			1	100%	1
CLARKSVILLE MANOR INC		1			1
METHODISM MIDLOTHIAN MEDICAL CENTER			1	100%	1
THYROID SPECIALTY LABORATORY			1	100%	1
WVU MEDICINE AT SUNCREST TOWNE CENTRE			1	100%	1
ALTA BATES SUMMIT MEDICAL CENTER CLINICAL LAB			1	100%	1
GARDENS PEDIATRICS			1	100%	1
PREVENTIVE CARDIOLOGY AND INTERNAL MEDICINE ASSOCI			1	100%	1
NEW ULM MEDICAL CENTER			1	100%	1
MEDEXPRESS URGENT CARE - LAWTON		1			1
COASTAL MANOR		1			1
FLORIDA HOSPITAL ORMOND BEACH			1	100%	1
TILLAMOOK COUNTY GENERAL HOSPITAL LAB		1			1
Villa Maria			1	100%	1
PASCO COUNTY HEALTH DEPARTMENT			1	100%	1
MIL LAKE HEALTHCARE CENTER INC PEDIATRICS			1	100%	1
TRIPLE O RESEARCH INSTITUTE PA			1	100%	1
NEVADA RURAL HOUSING AUTHORITY			1	100%	1
SHANDSCAIR FLIGHT PROGRAM			1	100%	1
CARENOW URGENT CARE-HENDERSONVILLE		1			1
Walgreens #9121		1			1
BAYFRONT CARDIOVASCULAR ASSOCIATES			1	100%	1
THE DOCTORS OFFICE OF BRICK, LLC		1			1
EAST END PEDIATRICS		1			1

COVID-19: testing by laboratory

Data through Mar 18, 2021 verified as of Mar 19, 2021 at 09:25 AM

Data in this report are provisional and subject to change.

The numbers in the table below represent the number of Florida and non-Florida residents for whom test results were received by the Department of Health. A person can be tested by more than one laboratory and can have both positive and negative results. **Therefore, the sum of the numbers in each column will be larger than the total number of people tested.**

Reporting lab	Inconclusive	Negative	Positive	Percent positive	Total
NULL			1	100%	1
RABI SINHA, MD		1			1
EMERALD HEALTH CARE		1			1
PUBLIC HEALTH LABORATORIES			1	100%	1
HOLSTON MEDICAL GROUP		1			1
FAMILY PHYSICIANS OF WINTER PARK, INC			1	100%	1
CLUB HEALTH AND REHABILITATION CENTER, THE		1			1
MID-SOUTH URGENT CARE, PLLC			1	100%	1
RENE F CEDENO DMD PA		1			1
BIOLOGICAL AND CHEMICAL EMERGENCIES LABORATORY			1	100%	1
QUALITY URGENT CARE CENTER			1	100%	1
TRANSCEND PERFORMANCE AND LIFESTYLE INSTITUTE			1	100%	1
Kroger 410 - The Little Clinic Trinity		1			1
JERSEY IRISH MEDICAL		1			1
New York Harbor Harbor HCS - Brooklyn Campus		1			1
HEALTH NETWORK			1	100%	1
PRIME CARE FAMILY MEDICINE			1	100%	1
SARASOTA MEMORIAL HOSPITAL		1			1
PEDIATRIC ASSOCIATES - JACKSONVILLE			1	100%	1
Redwood Springs Healthcare			1	100%	1
ADVANCED URGENT CARE PLLC		1			1
NEWCARE PRIMARY MEDICINE			1	100%	1
CFHC - FROSTPROOF			1	100%	1
ARNOLD PALMER HOSPITAL LAB POCT		1			1
Masonic Medical Research Institute			1	100%	1
FELD ENTERTAINMENT			1	100%	1
Henry County Health and Rehabilitation		1			1
BEAUMONT HOSPITAL, GROSSE POINTE			1	100%	1
REEVES COUNTY HOSPITAL DISTRICT			1	100%	1
Accordius Health at Gastonia			1	100%	1
NORTH WEST FLORIDA DIAGNOSTIC ENOCRINOLOGY CLINIC			1	100%	1
NORTH PALM BEACH DIALYSIS CENTER			1	100%	1
DIRECT PRIMARY CARE OF BURLESON			1	100%	1
Kroger 527 - The Little Clinic Hwy 70 S.		1			1
HOLYOKE MEDICAL CENTER			1	100%	1
LAB. CORP. OF AMERICA			1	100%	1
VIVIAN SIMMONS FAMILY PRACTICE			1	100%	1
TRADITIONAL MEDICINE CENTER			1	100%	1
CELEBRATION FAMILY PHYSICIANS LLC			1	100%	1
ABSOLUTE CAREGIVERS HOME HEALTH AGENCY INC			1	100%	1
JET MEDICAL CENTER			1	100%	1
CARESPOT - WELLINGTON			1	100%	1
COUNTRYSIDE PEDIATRIC CARE PA			1	100%	1
CVS IN6536POCT KOKOMO		1			1
INTERNAL MEDICINE GROUP OF WINTER HAVEN PA		1			1
ANDREWS			1	100%	1

COVID-19: testing by laboratory

Data through Mar 18, 2021 verified as of Mar 19, 2021 at 09:25 AM

Data in this report are provisional and subject to change.

The numbers in the table below represent the number of Florida and non-Florida residents for whom test results were received by the Department of Health. A person can be tested by more than one laboratory and can have both positive and negative results. **Therefore, the sum of the numbers in each column will be larger than the total number of people tested.**

Reporting lab	Inconclusive	Negative	Positive	Percent positive	Total
CLINTON DRUG STORE		1			1
Good Samaritan Society - Albion		1			1
NHC Sequatchie		1			1
Central Alabama Veterans HCS - East Campus		1			1
ENCOMPASS HEALTH REHABILITATION HOSPITAL OF MIAMI			1	100%	1
CLINICAL LABORATORY DEPARTMENT			1	100%	1
Kroger 539 - The Little Clinic Memorial Blvd.		1			1
CAMBRIDGE HEALTH ALLIANCE			1	100%	1
ASCENSION ST VINCENT'S - WESTSIDE			1	100%	1
Summit Medical Group Morristown Oncology		1			1
Terrace Glen Village		1			1
CHATEAU TERREBONNE HEALTH CARE		1			1
DEACONESS URGENT CARE CENTER			1	100%	1
MARYWOOD HEIGHTS		1			1
CYPRESS VILLAGE REHAB CENTER		1			1
YOUTH HEALTH CENTER OF HUNTINGTON		1			1
LABTEST LLC LABTEST DIAGNOSTICS			1	100%	1
Oak Hill Health & Rehabilitation Center			1	100%	1
LIBERTY COMMONS NURSING AND REHABILITA		1			1
FLORIDA HOSPITAL TRANSPLANT CENTER		1			1
CORPUS CHRISTI MEDICAL CENTER			1	100%	1
SOUTHERN WINDS			1	100%	1
TALLAHASSEE DIALYSIS		1			1
CLINICAL MICROBIOLOGY LAB FAIRVIEW UNIVERSITY HOSPITAL			1	100%	1
BROOKDALE WEST PALM BEACH			1	100%	1
PALMA CEIA MED GROUP-SWANN		1			1
MEMPHIS URGENT CARE #2, LLC			1	100%	1
WELLPATH			1	100%	1
SUMMIT COUNTY PUBLIC HEALTH DEPARTMENT			1	100%	1
ROSE MEDICAL CENTER LAB			1	100%	1
CVS OH4359POCT HUDSON		1			1
DORA HOME CARE			1	100%	1
CVS OH3980POCT KENT		1			1
PENROSE HOSPITAL			1	100%	1
NEMOURS CHILDRENS URGENT CARE			1	100%	1
Riverside Nursing & Rehabilitation Center		1			1
GULF BREEZE TREATMENT CENTER, LLC			1	100%	1
SUNY AT STONY BROOK			1	100%	1
PARKWAY REGIONAL MEDICAL CENTER LAB			1	100%	1
INDIGO PALMS			1	100%	1
Pontotoc Health and Rehab		1			1
PROVIDENCE HOSPITAL			1	100%	1
NORTH CAROLINA STATE LABORATORY OF PUBLIC HEALTH, SPECTRUM LAB NETWORK			1	100%	1
Kroger 49 - The Little Clinic Wichita - 21st St.			1	100%	1
J F K PEDIATRICS			1	100%	1
CHILDRENS HEALTHCARE CTE OF NORTHERN		1			1

COVID-19: testing by laboratory

Data through Mar 18, 2021 verified as of Mar 19, 2021 at 09:25 AM

Data in this report are provisional and subject to change.

The numbers in the table below represent the number of Florida and non-Florida residents for whom test results were received by the Department of Health. A person can be tested by more than one laboratory and can have both positive and negative results. **Therefore, the sum of the numbers in each column will be larger than the total number of people tested.**

Reporting lab	Inconclusive	Negative	Positive	Percent positive	Total
ADVANCE GASTROENTEROLOGY			1	100%	1
FAMILY MEDICAL CENTERS			1	100%	1
TMH PHYSICIAN PARTNERS WAKULLA			1	100%	1
PENNY PEDIATRICS		1			1
Parkside Manor		1			1
LAKE REGIONAL HEALTH			1	100%	1
ADVENTHEALTH HOME CARE WATERMAN			1	100%	1
MARYLAND DEPARTMENT OF HEALTH AND MENTAL HYGIENE			1	100%	1
ARTESIAN HOME		1			1
American Fork Care Center dba Heritage Care Center		1			1
MEDEXPRESS URGENT CARE - MT EPHRAIM		1			1
UT HEALTH RGV CLINICAL LABORATORY			1	100%	1
WEST FLORIDA MEDICAL CENTER CLINIC			1	100%	1
MCCALLIE SCHOOL-STUDENT HEALTH CENTER		1			1
DEVLIN MANOR NURSING AND REHABILITATION		1			1
WEST VIRGINIA LABORATORIES			1	100%	1
Harris Hill Nursing Facility		1			1
MARTIN LUTHER KING RENAL INSTITUTE			1	100%	1
Mountain City Care and Rehabilitation Center		1			1
St. Ann Rehabilitation and Nursing Center		1			1
KROGER 785 - THE LITTLE CLINIC DIXIE HWY		1			1
BLESSINGS MEDICAL CLINIC, THE			1	100%	1
NONA MEDICAL ARTS		1			1
MEDICAL EXAMINERS OFFICE, LEESBURG			1	100%	1
EVERGREEN NURSING HOME		1			1
VA Tennessee Valley HCS-Nashville Campus			1	100%	1
FRANKLIN CBOC			1	100%	1
CVS AZ7841POCT TUCSON		1			1
St. Catherine's manor of Findlay		1			1
HOUSTON MEDICAL CENTER			1	100%	1
MIRAMAR KIDNEY CENTER		1			1
MOSOLF PEDIATRICS PA			1	100%	1
LAB PLUS, LLC AT ASCENSION SAINT THOMA		1			1
The Carrington		1			1
CVS MA654POCT ACTON		1			1
MEDOR/ACC SYNCHRONY			1	100%	1
KIOSK MEDICINE KENTUCKY LLC		1			1
Florence Home		1			1
ALABAMA REFERENCE LAB			1	100%	1
MEDHEALTH CLINICAL INC			1	100%	1
UHS BINGHAMTON GENERAL			1	100%	1
Consulate Health Care of Tallahassee			1	100%	1
Williamstown Commons			1	100%	1
SELF REGIONAL HEALTHCARE			1	100%	1
DESTIN SURGERY CENTER LTD		1			1
FAITH FAMILY PRACTICE			1	100%	1

COVID-19: testing by laboratory

Data through Mar 18, 2021 verified as of Mar 19, 2021 at 09:25 AM

Data in this report are provisional and subject to change.

The numbers in the table below represent the number of Florida and non-Florida residents for whom test results were received by the Department of Health. A person can be tested by more than one laboratory and can have both positive and negative results. **Therefore, the sum of the numbers in each column will be larger than the total number of people tested.**

Reporting lab	Inconclusive	Negative	Positive	Percent positive	Total
ADVANCE CARDIOVASCULAR IMAGING, INC			1	100%	1
CVS OH3481POCT MARYSVILLE		1			1
EH FARGO HOSPITAL LABORATORY			1	100%	1
DW MCMILLAN MEMORIAL HOSPITAL LABORATORY			1	100%	1
FAMILY MEDICAL CENTER OF HOLLYWOOD PA			1	100%	1
MEDEXPRESS URGENT CARE-VINLAND SOUTH			1	100%	1
BROOKSVILLE REGIONAL HOSPITAL			1	100%	1
MEMORIAL HOSPITAL AT GULFPORT			1	100%	1
ABRAKIDABRA KIDS CLINIC			1	100%	1
LONESTAR 24HRER MANAGEMENT LLC DBA LONESTAR 24HRER			1	100%	1
AdventHealth Care Center Zephyrhills North			1	100%	1
BAPTIST HOSPITAL EAST			1	100%	1
WALGREENS NO 10512			1	100%	1
JEFFREY A HIRSCHFIELD, MD PA			1	100%	1
Sanford Health & Rehabilitation			1	100%	1
VIP FAMILY PRACTICE			1	100%	1
Quince Nursing and Rehabilitation Center		1			1
AFTER HOURS CLINIC			1	100%	1
YUMA REGIONAL MEDICAL CENTER			1	100%	1
KAISER SUNNYSIDE MEDICAL CTR LAB		1			1
John L. McClellan Memorial Veterans Hospital		1			1
HEARTLAND OF ZEPHYRHILLS FL, LLC			1	100%	1
CONNECTICUT PEDIATRICS @ CHC		1			1
MCR HEALTH MEDICAL EXPRESS			1	100%	1
UF HEALTH THE VILLAGES			1	100%	1
HATLEY HEALTH CARE, INC		1			1
WALKIN MEDICAL URGENT CARE,NEW CITY			1	100%	1
THE EMORY CLINIC			1	100%	1
DIAGNOSTIC GROUP INTEGRATED HEALTHCARE			1	100%	1
RYE BEACH PHARMACY INC		1			1
Walgreens #12153		1			1
TAYLOR COUNTY HEALTH DEPARTMENT			1	100%	1
WILMINGTON NURSING AND REHAB			1	100%	1
CHATSWORTH ASSISTED LIVING COMMUNITY AT PGA NATIONAL			1	100%	1
HSRE-ASL CASSELBERRY TRS, LLC			1	100%	1
MEDICAL ASSOCIATES OF THE SHOALS		1			1
SMITH			1	100%	1
Fairhaven Retirement Community		1			1
GOOD PEDIATRICS			1	100%	1
CVS NV5942POCT LAS VEGAS		1			1
Ashland Place Health and Rehabilitation, LLC		1			1
AMERICAN LAB LLC		1			1
FAMILY MEDICAL CLINIC KENDALL LLC			1	100%	1
Hillside Manor Rehabilitation and Extended Care Center		1			1
SOMA MEDICAL CENTER P.A. #4			1	100%	1
The Center at Centennial			1	100%	1

COVID-19: testing by laboratory

Data through Mar 18, 2021 verified as of Mar 19, 2021 at 09:25 AM

Data in this report are provisional and subject to change.

The numbers in the table below represent the number of Florida and non-Florida residents for whom test results were received by the Department of Health. A person can be tested by more than one laboratory and can have both positive and negative results. **Therefore, the sum of the numbers in each column will be larger than the total number of people tested.**

Reporting lab	Inconclusive	Negative	Positive	Percent positive	Total
ALLEGANY COUNTY DEPARTMENT OF HEALTH		1			1
LabCorp L#09258295 M#09258285			1	100%	1
ADVENTHEALTH MEDICAL GROUP SENIOR HEALTH AT			1	100%	1
MEDEXPRESS URGENT CARE - UNIONTOWN		1			1
WESTOX LABS		1			1
AURORA CONSOLIDATED LABORATORY			1	100%	1
HILLSBORO MEDICAL CENTER MAIN LABORATO		1			1
EAST TENNESSEE STATE UNIVERSITY		1			1
UNIVERISTY HOSPITAL			1	100%	1
COURTLAND TERRACE		1			1
VCU HEALTH SYSTEM AUTHORITY - MCV HOSPITALS			1	100%	1
Kroger 705 - The Little Clinic Richmond		1			1
A.G. Rhodes		1			1
HAMPTON VAMC		1			1
Kroger 588 - The Little Clinic Thompsons Station		1			1
MARTIN HEALTH PHYSICIAN GROUP			1	100%	1
COMMUNITY HOSPITALS INDIANAPOLIS			1	100%	1
REGENTS PARK OF JACKSONVILLE			1	100%	1
LIFESTREAM BEHAVIORAL CENTER INC			1	100%	1
SYNAPSE ANALYTICAL LABS		1			1
JACKSONVILLE HEALTH & REHAB		1			1
ALL PRO ORTHOPEDICS & SPORTS MEDICINE, PA			1	100%	1
SHAW MEDICAL GROUP LLC			1	100%	1
Mercy Manor Transition Center			1	100%	1
CVS MA38POCT CHARLTON		1			1
LIFESPAN HEALTH - SELMER		1			1
SKY LAKES MEDICAL CENTER		1			1
Rockcastle Health and Rehab		1			1
USC VERDUGO HILLS HOSPITAL			1	100%	1
ACCESS TOTAL CARE - PORTLAND			1	100%	1
Autumn Care of Suffolk		1			1
SUN CITY DIAGNOSTIC CENTER			1	100%	1
WELLINGTON WEST 100176			1	100%	1
Schenectady Center for Rehabilitation & Nursing		1			1
Waycross VA CBOC		1			1
ELLICOTT CENTER FOR REHABILITATION AND		1			1
Kroger - KRO03400316			1	100%	1
CENTRAL FLORIDA ADULT MEDICINE		1			1
TLC MEDICAL			1	100%	1
MANHATTAN COLLEGE HEALTH SERVICES		1			1
ATHENS MEDICAL CENTER			1	100%	1
UNIVERSITY OF MIAMI PRIMARY CARE SITE UMHC 3039			1	100%	1
NORTH SHORE MEDICAL CENTER - SALEM HOSPITAL			1	100%	1
EXACCARE KINGSTON, LLC			1	100%	1
FLORIDA EPIDEMIOLOGY PROGRAM			1	100%	1
MERCY GENERAL HOSPITAL			1	100%	1

COVID-19: testing by laboratory

Data through Mar 18, 2021 verified as of Mar 19, 2021 at 09:25 AM

Data in this report are provisional and subject to change.

The numbers in the table below represent the number of Florida and non-Florida residents for whom test results were received by the Department of Health. A person can be tested by more than one laboratory and can have both positive and negative results. **Therefore, the sum of the numbers in each column will be larger than the total number of people tested.**

Reporting lab	Inconclusive	Negative	Positive	Percent positive	Total
MEDEXPRESS URGENT CARE PENNSVILLE		1			1
DEVITA		1			1
AVON PARK CLUSTER		1			1
KEY BISCAYNE PEDIATRIC ASSOCIATES INC			1	100%	1
UNIVERSITY OF SOUTH FLORIDA			1	100%	1
DORAL KIDNEY CENTER			1	100%	1
NEMOURS CHILDREN'S PRIMARY CARE			1	100%	1
VITAL CARE			1	100%	1
Piqua Manor		1			1
PREMIER HEALTH CARE INC			1	100%	1
Orchid Cove at Naples			1	100%	1
Southern Pines Healthcare Center		1			1
NULEASE MEDICAL SOLUTIONS			1	100%	1
BAYMEADOWS PEDIATRIC CARE		1			1
Freedom Pointe at The Villages			1	100%	1
RAYMOND F CARON MD			1	100%	1
REHABILITATION CENTER OF SOUTH GEORGIA		1			1
SELECT SPECIALTY HOSPITAL - ORLANDO SOUTH			1	100%	1
MYCLINIC, INC			1	100%	1
WESLEY MEDICAL CENTER			1	100%	1
NEW RIVER HEALTH DISTRICT			1	100%	1
ST JUDE CARE CENTER		1			1
MID FLORIDA DERMATOLOGY ASSOCIATES PA			1	100%	1
PROGRESSIVE URGENT CARE, PC			1	100%	1
CMC MERCY LABORATORY			1	100%	1
ALLEGHENY GENERAL HOSPITAL			1	100%	1
LOUISIANA STATE LAB			1	100%	1
PEDIATRIC PARTNERS ZEPHYRHILLS			1	100%	1
Orange City Nursing and Rehab Center			1	100%	1
MEDCARE QUALITY MEDICAL CENTER LLC			1	100%	1
PALMETTO PRIMARY CARE PHYSICIANS			1	100%	1
Glenburn Home		1			1
PALMETTO CHARTER SCHOOL		1			1
GALVESTON COUNTY HEALTH DISTRICT			1	100%	1
Juniper Village at Bucks County		1			1
CARENOW-MONTGOMERY			1	100%	1
TEXAS HEALTH HARRIS METHODIST HOSPITAL			1	100%	1
SUNSHINE FAMILY & WELLNESS CENTER			1	100%	1
SAINT ALPHONSUS REGIONAL MEDICAL CENTER			1	100%	1
BREVARD COUNTY JAIL			1	100%	1
WALGREENS # 12338		1			1
MEDEXPRESS URGENT CARE - DANVILLE		1			1
SISTERS MISSION			1	100%	1
TITUSVILLE TOWERS ASSISTED LIVING		1			1
BROOKDALE FORT MYERS LAKES PARK			1	100%	1
MAHONEY PEDIATRICS PA			1	100%	1

COVID-19: testing by laboratory

Data through Mar 18, 2021 verified as of Mar 19, 2021 at 09:25 AM

Data in this report are provisional and subject to change.

The numbers in the table below represent the number of Florida and non-Florida residents for whom test results were received by the Department of Health. A person can be tested by more than one laboratory and can have both positive and negative results. **Therefore, the sum of the numbers in each column will be larger than the total number of people tested.**

Reporting lab	Inconclusive	Negative	Positive	Percent positive	Total
Walgreens #9890		1			1
CVS MA1875POCT ASHLAND			1	100%	1
TILE PHARMACY		1			1
MAINE HEALTH AND ENVIRONMENTAL TESTING LABORATORY			1	100%	1
CVS NE8616POCT LINCOLN		1			1
QUICKCARE HEALTH, INC			1	100%	1
Walgreens #11724		1			1
TEMPUS_LABS			1	100%	1
CAH ACQUISITION COMPANY 11 LLC			1	100%	1
ONslow COUNTY HEALTH DEPARTMENT			1	100%	1
NEW YORK STATE DEPARTMENT OF HEALTH			1	100%	1
WOOD COUNTY HEALTH DEPARTMENT			1	100%	1
CYPRESS CREEK DIALYSIS CTR			1	100%	1
FLORIDA DEPARTMENT OF HEALTH PALM BEACH COUNTY			1	100%	1
Wedgewood Manor		1			1
WINCHESTER URGENT CARE, PC		1			1
CLEVELAND CLINIC FLORIDA WAIVED			1	100%	1
PUBLIX PHARMACY #0332		1			1
MEDERI CARETENDERS VS OF SE FL LLC DBA			1	100%	1
VICTORIA PAIN AND REHABILITATION CENTER			1	100%	1
UNITY LONGPOND		1			1
WELLCARE URGENT CARE			1	100%	1
WALGREENS #06025		1			1
BAPTIST HEALTH MEDICAL PLAZA			1	100%	1
MT SINA1 HOSPICE			1	100%	1
Arlington Care Center			1	100%	1
MINNESOTA HERITAGE HOUSE		1			1
AVERA SACRED HEART HOSPITAL			1	100%	1
CVS CA9485POCT MISSION VIEJO		1			1
ST FRANCIS MEDICAL CENTER			1	100%	1
CENTRAL CAROLINA HOSPITAL			1	100%	1
ST ANTHONY COMMUNITY HOSPITAL LAB		1			1
VA Texas Valley Coastal Bend Harlingen HCC		1			1
KETTERING MEDICAL CENTER			1	100%	1
UNIVERSITY OF VERMONT MEDICAL CENTER			1	100%	1
ADVENTHEALTH SENIOR CARE AT ORMOND			1	100%	1
MULTICARE PHYSICIANS			1	100%	1
BGB SUMMIT MEDICAL GROUP		1			1
ROCKLEDGE HEALTH & REHABILITATION CENTER			1	100%	1
NEW YORK UNIVERSITY MEDICAL CENTER			1	100%	1
MEDEXPRESS URGENT CARE - BENTONVILLE		1			1
ASSOCIATES IN INTERNAL MEDICINE PA			1	100%	1
CARDIAC AND VASCULAR CONSULTANTS MD PA		1			1
COMMONWEALTH OF VIRGINIA DIVISION OF CONSOLIDATED LABORATORY SERVICES			1	100%	1
HUNTSVILLE HOSPITAL			1	100%	1
Kroger 395 - The Little Clinic Blanchester		1			1

COVID-19: testing by laboratory

Data through Mar 18, 2021 verified as of Mar 19, 2021 at 09:25 AM

Data in this report are provisional and subject to change.

The numbers in the table below represent the number of Florida and non-Florida residents for whom test results were received by the Department of Health. A person can be tested by more than one laboratory and can have both positive and negative results. **Therefore, the sum of the numbers in each column will be larger than the total number of people tested.**

Reporting lab	Inconclusive	Negative	Positive	Percent positive	Total
SOUTH DADE NURSING & REHABILITATION CENTER			1	100%	1
CORPORATION OF AMERICA		1			1
GOOD SAMARITAN HOSPITAL			1	100%	1
PROVIDENCE PORTLAND MEDICAL CENTER		1			1
WVU MEDICINE - WESTON			1	100%	1
Fulton County Medical Center Long Term Care			1	100%	1
2504-HOMEWOOD		1			1
MED CHOICE CENTER OF NORTH MIAMI			1	100%	1
AUTUMN HOUSE			1	100%	1
ST. LUKES HOSPITAL			1	100%	1
HALIFAX FAMILY HEALTH CENTER			1	100%	1
Salem Hills Rehabilitation and Nursing Center		1			1
MEDICAL CLINIC OF HOUSTON			1	100%	1
ROSLYN INTERNAL MEDICINE		1			1
Life Care Center of Paradise Valley		1			1
CRESTHAVEN			1	100%	1
JP MORGAN CHASE HEALTH SERVICES			1	100%	1
DORNOCH PLACE DEL PRADO		1			1
ROSE HAVEN NURSING CENTER		1			1
SPORTS MEDICINE CLINIC - U OF WYOMING			1	100%	1
SILVERMAN			1	100%	1
LAB TEST KENDALL LLC		1			1
ASSOCIATES MD MEDICAL GROUP INC			1	100%	1
Signature HealthCare of Bowling Green		1			1
CVS OK6225POCT EDMOND		1			1
LANGLADE			1	100%	1
HEALTH CLINIC,THE		1			1
CVS MA217POCT TEWKSBURY		1			1
Smg At Bridgewater Family Medicine		1			1
TMH PHYSICIAN PARTNERS QUINCY			1	100%	1
RENOWN REGIONAL MEDICAL CENTER			1	100%	1
KISSIMMEE HOME TRAINING		1			1
LEE MEMORIAL HEALTH SYSTEMS HOME HEALTH		1			1
CVS NE2741POCT LA VISTA		1			1
WESTEX URGENT CARE, PLLC			1	100%	1
LABTECH DIAGNOSTICS			1	100%	1
AMERICA'S ER SITE 002 LLC			1	100%	1
Miller Health Care Center			1	100%	1
Lemont Nursing and Rehab Center			1	100%	1
MEDICAL ASSOCIATES OF CARTER		1			1
Heritage of Red Cloud		1			1
Livingston County Center for Nursing and Rehabilitation		1			1
PHYSICIANS URGENT CARE			1	100%	1
MEDEXPRESS URGENT CARE-BRENTWOOD		1			1
CLEVELAND CLINIC OUTPATIENT LABORATORY			1	100%	1
HARDIN MEMORIAL HOSPITAL - HEARTLAND PATHOLOGY CONSULTANTS			1	100%	1

COVID-19: testing by laboratory

Data through Mar 18, 2021 verified as of Mar 19, 2021 at 09:25 AM

Data in this report are provisional and subject to change.

The numbers in the table below represent the number of Florida and non-Florida residents for whom test results were received by the Department of Health. A person can be tested by more than one laboratory and can have both positive and negative results. **Therefore, the sum of the numbers in each column will be larger than the total number of people tested.**

Reporting lab	Inconclusive	Negative	Positive	Percent positive	Total
Sherwood Oaks Health Center			1	100%	1
BETHESDA HOSPITAL EAST BLOOD GAS LAB			1	100%	1
HEALTHCARE AND REHAB OF SANFORD			1	100%	1
CLINICAL PATHOLOGY LABORATORIES SOUTHEAST INC			1	100%	1
MEDCARE-GARNERS FERRY			1	100%	1
SPECIALTY MOLECULAR - DENVER			1	100%	1
KIDSVILLE PEDIATRICS III PA			1	100%	1
INHEALTH LIFE SCIENCES LLC			1	100%	1
SUMMERLIN MEDICAL CENTRE			1	100%	1
KENT		1			1
Kroger 683 - The Little Clinic Foothills Plaza		1			1
MORGAN STANLEY HEALTH CENTER		1			1
MARTIN MEMORIAL MEDICENTER			1	100%	1
Waters of Covington		1			1
TREASURE COAST PRIMARY CARE		1			1
MY INSTADOC - HOWELL URGENT CARE		1			1
WALGREEN#12147		1			1
FALLSBURG CHAI		1			1
WEST BOCA MEDICAL CENTER			1	100%	1
West Bay of Tampa Center			1	100%	1
PORTSMOUTH REG. HOSPITAL			1	100%	1
Illiana HCS -Danville VAMC		1			1
PLEASANT RIDGE MANOR WEST		1			1
ST ANTHONY'S PINELLAS CARE CLINIC			1	100%	1
ALL PEDIATRIC CARE PA			1	100%	1
GOOD SAMARITAN SOCIETY - DE SMET		1			1
DEERFIELD BEACH REHABILITATION AND NURSING			1	100%	1
HEALTHALLIANCE HOSPITAL LABORATORY		1			1
ELEMENTS PHARMACY			1	100%	1
CVS NE5714POCT OMAHA		1			1
PROVIDENCE ST. PATRICK HOSPITAL			1	100%	1
Overton Brooks VAMC		1			1
CVS MA507POCT LEOMINSTER			1	100%	1
COVENANT HEALTH		1			1
TITUS REGIONAL MEDICAL CENTER			1	100%	1
MERRILL GARDENS AT CHAMPIONSGATE			1	100%	1
LEE MEMORIAL HOSPITAL OUTPATIENT SURGERY CENTER			1	100%	1
CVS AZ4795POCT MESA		1			1
SLIDELL MEMORIAL HOSPITAL			1	100%	1
WELLMED AT LINEBAUGH AVE			1	100%	1
FLORIDA CLINICAL LABORATORY INC DBA			1	100%	1
NORTHSIDE HOSPITAL DULUTH			1	100%	1
PARTNERS IN PRIMARY CARE		1			1
PAMC MICRO LAB			1	100%	1
ICARE		1			1
DOCTORS CARE - AIKEN MALL			1	100%	1

COVID-19: testing by laboratory

Data through Mar 18, 2021 verified as of Mar 19, 2021 at 09:25 AM

Data in this report are provisional and subject to change.

The numbers in the table below represent the number of Florida and non-Florida residents for whom test results were received by the Department of Health. A person can be tested by more than one laboratory and can have both positive and negative results. **Therefore, the sum of the numbers in each column will be larger than the total number of people tested.**

Reporting lab	Inconclusive	Negative	Positive	Percent positive	Total
AML DIAGNOSTICS- ADV TESTING IN METABOLIC MEDICINE			1	100%	1
ORLANDO HEALTH MEDICAL GROUP			1	100%	1
MINUTE CLINIC DIAGNOSTIC PA			1	100%	1
SALUDA NURSING CENTER		1			1
CARENOW MIDTOWN			1	100%	1
Vibralfie of El Paso Rehabilitation Center			1	100%	1
CVS TX3702POCT KATY		1			1
HALIFAX HEALTH PRIMARY CARE			1	100%	1
XSTREMEMD			1	100%	1
DIXIE REGIONAL MEDICAL CENTER			1	100%	1
INTERNAL MEDICINE EMILIA MURRAY MD PA		1			1
SOUTHWESTERN VERMONT MEDICAL CENTER			1	100%	1
MIDWAY SPECIALTY CARE CENTER INC		1			1
BRIGHAM YOUNG UNIV STUDENT HEALTH CTR			1	100%	1
MERITUS MEDICAL CENTER			1	100%	1
MISSOURI DEPARTMENT OF HEALTH AND SENIOR SERVICES - STATE PH LAB		1			1
Walgreens #9620		1			1
Kroger 541 - The Little Clinic Long Hollow Pike		1			1
FLAGLER MEDICAL ASSOCIATES PA			1	100%	1
SANTA MONICA CA-UCLA MC			1	100%	1
Brattleboro Crossings LLC dba Pine Heights at Brattleboro		1			1
PENSACOLA PATHOLOGY		1			1
MED FIRST IMMEDIATE CARE AND FAMILY PRACTICE			1	100%	1
CHILDRENS SPECIALIST PEDIATRIC PULMMOLOGY &			1	100%	1
SOWAL HEALTH & DRUG			1	100%	1
ST MICHAEL'S ELITE MEDICAL HOSPITAL			1	100%	1
MEDCOR CORPORATE CLINIC			1	100%	1
FIRST CARE WALK IN CLINIC LLC			1	100%	1
BOCA GENERAL AND FAMILY MEDICINE		1			1
SUMMERFIELD PAIN MANAGEMENT			1	100%	1
SUPREME MEDICAL GROUP PLLC			1	100%	1
PHYSICIANS ASSOCIATES PA			1	100%	1
CVS CT692POCT NORTH HAVEN		1			1
ST. VINCENT HOSPITAL			1	100%	1
PORTAGE MEDICAL CENTER			1	100%	1
ALPHA CLINICAL LABORATORY CORP.			1	100%	1
OASIS FAMILY RESORT IN THE SPRINGS LLC		1			1
Baypoint Healthcare Center			1	100%	1
MARTIN MEM FAMILY CARE AT ST LUCIE W			1	100%	1
TRUMAN MEDICAL CENTER - HOSPITAL HILL			1	100%	1
UNIVERSITY OF NORTH CAROLINA HOSPITALS			1	100%	1
FOUNDATION LABORATORY			1	100%	1
DERMDX, DIV OF AURORA DIAGNOSTICS/BERNHARDT LAB		1			1
WMC HEALTH GROUP INC			1	100%	1
NHC Chattanooga			1	100%	1
THOMAS HOSPITAL			1	100%	1

COVID-19: testing by laboratory

Data through Mar 18, 2021 verified as of Mar 19, 2021 at 09:25 AM

Data in this report are provisional and subject to change.

The numbers in the table below represent the number of Florida and non-Florida residents for whom test results were received by the Department of Health. A person can be tested by more than one laboratory and can have both positive and negative results. **Therefore, the sum of the numbers in each column will be larger than the total number of people tested.**

Reporting lab	Inconclusive	Negative	Positive	Percent positive	Total
PHYSICIANS ASSOCIATES			1	100%	1
RAPID CITY REGIONAL HOSPITAL -579 ATTN. LABORATORY		1			1
RIVIERA BEACH HEALTH CENTER LAB			1	100%	1
BMC/NASSAU			1	100%	1
CAN COMMUNITY HEALTH LLC		1			1
Ravenwood Speciality Care		1			1
PATHOLOGY		1			1
PROGENESIS INC			1	100%	1
EASTSIDE URGENT CARE			1	100%	1
Manassas Health & Rehab			1	100%	1
MINUTECLINIC, LLC #07876			1	100%	1
Spring Gate Rehab and Healthcare Center		1			1
PCG MOLECULAR			1	100%	1
CERMAK HEALTH SERVICES			1	100%	1
MID-FLORIDA CANCER CENTERS		1			1
INDIAN RIDGE		1			1
BEST CARE COMMUNITY AND FAMILY HEALTH CENTER INC			1	100%	1
PASTEUR MEDICAL CENTER LLC		1			1
BASCOM PALMER EYE INSTITUTE			1	100%	1
JACK M MATHENY II MD			1	100%	1
PEDIATRIC ASSOCIATES OF ORLANDO			1	100%	1
Mason Health and Rehab		1			1
Kroger 629 - The Little Clinic Cartersville, GA Hwy 41		1			1
MEDEXPRESS URGENT CARE - CHERRY HILL		1			1
ORMC-ARDEN/EOI			1	100%	1
CARDIOLOGY AND FITNESS MEDICINE		1			1
BETHESDA HOSPITAL			1	100%	1
DIGNITY HEALTH GOHEALTH		1			1
RIVERSIDE REGIONAL MED CENTER			1	100%	1
SHP WESTCHESTER LLC		1			1
VIRGINIA UROLOGY		1			1
ROYAL PALM PEDIATRICS			1	100%	1
SIGNATURE CARE MEMORIAL CITY			1	100%	1
CONCORDIA MANOR			1	100%	1
LAMARQUE DIALYSIS			1	100%	1
Maplewood of Cheshire County		1			1
ADVANCED RESEARCH AND DIAGNOSTIC LABORATORY UNIVERSITY OF MINNESOTA			1	100%	1
ASHLEY CLINICAL DIAGNOSTIC LABORATORY			1	100%	1
NSPIRE HEALTHCARE PLANTATION			1	100%	1
MISSION HOSPITAL - MEMORIAL CAMPUS			1	100%	1
COASTAL ER IX, PHYSICIANS PREMIER			1	100%	1
THE LITTLE CLINIC, LLC			1	100%	1
MEMORIAL HOSPITAL OF TAMPA			1	100%	1
CAREHERE HUDSON BAY			1	100%	1
HILTON HEAD HOSPITAL/INPATIENT			1	100%	1
KIOSK MEDICINE OF KENTUCKY LLC		1			1

COVID-19: testing by laboratory

Data through Mar 18, 2021 verified as of Mar 19, 2021 at 09:25 AM

Data in this report are provisional and subject to change.

The numbers in the table below represent the number of Florida and non-Florida residents for whom test results were received by the Department of Health. A person can be tested by more than one laboratory and can have both positive and negative results. **Therefore, the sum of the numbers in each column will be larger than the total number of people tested.**

Reporting lab	Inconclusive	Negative	Positive	Percent positive	Total
Kroger 670 - The Little Clinic Powell		1			1
MERCY HOME		1			1
Kroger 767 - The Little Clinic Beaumont		1			1
CHI ST VINCENT LITTLE ROCK DIAGNOSTIC CLINIC			1	100%	1
CAPSTONE REHABILITATION AND HEALTHCARE		1			1
ORMOND BEACH DIALYSIS			1	100%	1
AFFILIATED LABORATORIES INC			1	100%	1
BRITTNEY WHELIHAN IRWIN ARNP LLC			1	100%	1
WMC HEALTH GROUP OF KISSIMMEE LLC			1	100%	1
SCRIPTS PLUS INC DBA THE MEDICINE SHOP		1			1
BIOMAT ORLANDO		1			1
CVS AZ3749POCT GOODYEAR		1			1
JOSEPH REINA PHARMACY INC DBA JRX PHAR		1			1
HEART HOSPITAL OF LAFAYETTE: EMERGENCY ROOM			1	100%	1
BROOKDALE AVONDALE (BU 04360)			1	100%	1
TWIN			1	100%	1
CHIPLEY DIALYSIS			1	100%	1
CVS AZ7855POCT TUCSON		1			1
KEATING SPORTS CENTER		1			1
MARQUETTE GENERAL HOSPITAL			1	100%	1
Kroger 086 - The Little Clinic Broomfield-Sheridan		1			1
WATERS EDGE ELEMENTARY SCHOOL			1	100%	1
CVS NV5286POCT HENDERSON		1			1
ACCESS MEDICAL GROUP OF TAMPA INC			1	100%	1
TOXUSALABS DBA CONNECTDX LABS		1			1
APS-SUMMIT CARE PHARMACY, LLC DBA OMNICARE		1			1
VA Greater LA HCS-Santa Maria OPC			1	100%	1
HENRICO DOCTOR'S LABORATORY			1	100%	1
BAXTER REGIONAL MEDICAL CENTER			1	100%	1
MOUNT ST MARYS HOSPITAL OF NIAGARA FALLS			1	100%	1
COMMUNITY MEDICAL CARE			1	100%	1
CVS TX1057POCT SAN ANTONIO		1			1
LAKE COMMUNITY ACTION AGENCY		1			1
Long Beach Care Center			1	100%	1
PEDIATRIC ASSOCIATES - MIAMI LAKES		1			1
BAPTIST HOSPITAL FAMILY MEDICINE &			1	100%	1
Wetumpka Health and Rehab, LLC		1			1
SOUTHWEST FLORIDA DIVISION LAB			1	100%	1
WEST PALM BEACH PHARMACEUTICALS LLC			1	100%	1
ACCESS FAMILY CARE LLC			1	100%	1
Metairie Healthcare Center			1	100%	1
AVALON MEDICAL GROUP			1	100%	1
CARESPOT EXPRESS HEALTHCARE BOYNTON BEACH			1	100%	1
PATIENT FIRST-GENERAL BOOTH			1	100%	1
THEDACARE FAMILY MEDICINE GATEWAY			1	100%	1
GILBERT MEDICAL GROUP			1	100%	1

COVID-19: testing by laboratory

Data through Mar 18, 2021 verified as of Mar 19, 2021 at 09:25 AM

Data in this report are provisional and subject to change.

The numbers in the table below represent the number of Florida and non-Florida residents for whom test results were received by the Department of Health. A person can be tested by more than one laboratory and can have both positive and negative results. **Therefore, the sum of the numbers in each column will be larger than the total number of people tested.**

Reporting lab	Inconclusive	Negative	Positive	Percent positive	Total
GREYSTONE HOME HEALTH OF GREATER ORLANDO LLC		1			1
WEST PENSACOLA DIALYSIS CENTER			1	100%	1
NORTH PALM CHIDRENS PHYSICIANS			1	100%	1
NORTH SHORE HEMATOLOGY-ONCOLOGY ASSOCIATES PC		1			1
ISLAND NURSING HOME			1	100%	1
bishop rehabilitation and nursing center		1			1
USF PHYSICIANS GROUP			1	100%	1
EASTGENE LABORATORIES		1			1
BAPTIST HEALTH PRIMARY CARE AT DORAL			1	100%	1
SACRED HEART HEALTH SYSTEM- MIDWIFE PROGRAM			1	100%	1
DUKE UNIVERSITY POINT OF CARE TESTING PROGRAM			1	100%	1
Shoreline Care Center			1	100%	1
NEVADA DEPARTMENT OF HEALTH AND HUMAN SERVICES			1	100%	1
Wildwood Healthcare		1			1
MEDEXPRESS URGENT CARE - LINDEN		1			1
FOUNDCARE HEALTH			1	100%	1
TAMPA GENERAL MEDICAL GROUP LABORATORY HEALTHPARK			1	100%	1
Portsmouth Health and Rehab			1	100%	1
ENT & ALLERGY ASSOCIATES, LLP - SLEEPY HOLLOW (ABBOTT)		1			1
PALM BEACH COUNTY HEALTH DEPT.			1	100%	1
Walgreens #5065		1			1
Strasburg Care Center		1			1
Kroger 519 - The Little Clinic Staples Mill Road		1			1
LABORATORY SERVICES SGHS - CAMDEN		1			1
BOND COUNTY HEALTH DEPARTMENT			1	100%	1
DIMMIT REGIONAL HOSPITAL			1	100%	1
EDWARD HOSPITAL			1	100%	1
Kroger 524 - The Little Clinic Iron Bridge Road		1			1
Kroger 379 - The Little Clinic Stony Brook		1			1
SUMMIT LABORATORY			1	100%	1
ADVENT HEALTH MEDICAL GROUP MULTISPECIALTY			1	100%	1
DONALSONVILLE HOSPITAL			1	100%	1
Village Green Health & Rehabilitation		1			1
OPCO LLC LEGACY NURSING AND REHABILITA		1			1
ALPHA 1 ANTITRYPSIN RESEARCH PROGRAM			1	100%	1
TRAVIS LEE THOMPSON MD			1	100%	1
CELEBRATION HOSPITAL			1	100%	1
RESTORE MEDICAL PARTNERS PLLC			1	100%	1
HAVASU REGIONAL MEDICAL CENTER			1	100%	1
SONNI'S PEDIATRICS			1	100%	1
MEDEXPRESS URGENT CARE - PATRICK STREE			1	100%	1
CLEVELAND CLINIC FLORIDA LAB			1	100%	1
Central Park Healthcare & Rehabilitation Center		1			1
SC-GA2018 MCCORMICK REHAB & HEALTHCARE		1			1
PRISMA HEALTH TUOMEY LABORATORY			1	100%	1
EVENING PEDIATRICS INC			1	100%	1

COVID-19: testing by laboratory

Data through Mar 18, 2021 verified as of Mar 19, 2021 at 09:25 AM

Data in this report are provisional and subject to change.

The numbers in the table below represent the number of Florida and non-Florida residents for whom test results were received by the Department of Health. A person can be tested by more than one laboratory and can have both positive and negative results. **Therefore, the sum of the numbers in each column will be larger than the total number of people tested.**

Reporting lab	Inconclusive	Negative	Positive	Percent positive	Total
WAYCROSS INTRTNAL MEDICINE			1	100%	1
SOLARIS HEALTHCARE PLANT CITY		1			1
TITUSVILLE REHABILITATION AND NURSING CENTER		1			1
MEDICAL CITY NORTH HILLS			1	100%	1
CVS CA9103POCT ESCONDIDO		1			1
Kroger - KR070300083			1	100%	1
NICKLAUS CHILDREN'S DORAL OUTPATIENT CENTER			1	100%	1
PALACE CARE AND REHAB		1			1
DOCTOR TODAY URGENT CARE			1	100%	1
TARRYTOWN PHARMACY			1	100%	1
ST. PETERSBURG PEDIATRICS-SEMINOLE			1	100%	1
RESIDENCES AT MIAMI / REIGN GARDENS LLC, THE			1	100%	1
ADVENTHEALTH MEDICAL GROUP PEDIATRICS DIABETES &			1	100%	1
MADISON AT OVIEDO			1	100%	1
CVS OH6167POCT ASHLAND		1			1
PENINSULA REGIONAL MED CTR LAB			1	100%	1
CVS IL2297144CV CHICAGO		1			1
IVAN, MAYA			1	100%	1
WINDSOR MANOR			1	100%	1
Garden View Care Center at Dougherty Ferry		1			1
FLORIDA DEPARTMENT OF HEALTH IN CITRUS COUNTY		1			1
CAROMONT HEALTH			1	100%	1
BAM INC		1			1
PARK AVENUE DERMATOLOGY NORTH			1	100%	1
LEESBURG DIALYSIS CENTER		1			1
WEST FLORIDA HOSPITAL LABORATORY			1	100%	1
HOWELL BRANCH COURT			1	100%	1
ARISTACARE AT MANCHESTER		1			1
CAREFIRST URGENT CARE - BEECHMONT			1	100%	1
Regency Square			1	100%	1
WRIGHT PATTERSON AFB MEDICAL CENTER			1	100%	1
NORDX			1	100%	1
UNITED HEALTHCARE			1	100%	1
BRUSHY CREEK FAMILY HOSPITAL			1	100%	1
KENNEDY BOULEVARD DIALYSIS			1	100%	1
PRACTITIONERS IN MOTION			1	100%	1
HELIX DIAGNOSTIX			1	100%	1
WALK IN MEDICAL URGENT CARE PC		1			1
Victoria Manor		1			1
LITTLE COMPANY OF MARY HOSPITAL			1	100%	1
MEDEXPRESS URGENT CARE, MILLCREEK		1			1
PRIMARY CARE GROUP LLC		1			1
INHEALTH LIFE SCIENCES			1	100%	1
HAWAII DEPARTMENT OF HEALTH LAB			1	100%	1
APOLLOMDX LLC			1	100%	1
LONG ISLAND MINIMALLY INVASIVE SURGERY		1			1

COVID-19: testing by laboratory

Data through Mar 18, 2021 verified as of Mar 19, 2021 at 09:25 AM

Data in this report are provisional and subject to change.

The numbers in the table below represent the number of Florida and non-Florida residents for whom test results were received by the Department of Health. A person can be tested by more than one laboratory and can have both positive and negative results. **Therefore, the sum of the numbers in each column will be larger than the total number of people tested.**

Reporting lab	Inconclusive	Negative	Positive	Percent positive	Total
PRIMARY & URGENT CARE CENTERS			1	100%	1
FIRST CARE OF GAINESVILLE			1	100%	1
Kroger 929 - The Little Clinic Corryville		1			1
Kroger 699 - The Little Clinic Smyrna		1			1
ST CATHERINE HOSPITAL LABORATORY			1	100%	1
ELLIS HOSPITAL URGENT CARE CENTER LAB		1			1
LARKIN COMMUNITY HOSPITAL PALM SPRINGS CAMPUS			1	100%	1
C A R E S		1			1
SUPERKIDS PEDIATRICS			1	100%	1
WOODHILLS LABS			1	100%	1
Kroger 83 - The Little Clinic Rock Road		1			1
GENESEE COUNTY HEALTH DEPARTMENT		1			1
HOUSTON DEPARTMENT OF HEALTH AND HUMAN SERVICES			1	100%	1
REELFOOT FAMILY WALK-IN CLINIC		1			1
WEST COAST CLINICAL LABS INC			1	100%	1
MEDSTAR HEALTH URGENT CARE			1	100%	1
SIMPLY HEALTHCARE AND WELLNESS CLINIC, PC			1	100%	1
SUTTER GOULD MEDICAL FOUNDATION			1	100%	1
AUGUSTA HEALTH CLINICAL LABORATORY			1	100%	1
GABRIELA GOLDSTEIN MD PA			1	100%	1
CVS NV9586POCT RENO		1			1
GATEWAY LABORATORIES		1			1
NF Escambia, LLC DBA Olive BranchHealth and Rehabilitaion Center			1	100%	1
ADVANCED CARDIOVASCULAR DIAGNOSTICS OF FL			1	100%	1
TRUCARE LIVING CENTERS - SELMA			1	100%	1
PATHOLOGYT & LAB MEDICINE SERVICES			1	100%	1
WAYNE COUNTY PUBLIC HEALTH		1			1
LAKE MARY DIALYSIS			1	100%	1
FAIRVIEW HOSPITAL			1	100%	1
INDIANA STATE DEPARTMENT OF HEALTH CLINIC MICROBIOLOGY		1			1
MEDEXPRESS URGENT CARE - RUSSELLVILLE, W MAIN ST		1			1
NEW ERA HEALTH CENTER INC		1			1
HHCS PHARMACY INC			1	100%	1
STAMFORD HOSPITAL			1	100%	1
TANNER CLINIC			1	100%	1
Alden North Shore			1	100%	1
NAVARRO MEDICAL CENTERS LLC			1	100%	1
VETERANS AFFAIRS MEDICAL CENTER - EAST ORANGE			1	100%	1
ATHENA PLASTIC SURGERY		1			1
BLACKBERRY CENTER, THE		1			1
WATERTOWN URGENT CARE		1			1
WILLOWBROOKE CT AT LIMA ESTATES		1			1
VA WNYHCS - Buffalo Division			1	100%	1
ST LUKE LUTHERAN HOME		1			1
BUFFALO VAMC			1	100%	1
BRADENTON DIALYSIS			1	100%	1

COVID-19: testing by laboratory

Data through Mar 18, 2021 verified as of Mar 19, 2021 at 09:25 AM

Data in this report are provisional and subject to change.

The numbers in the table below represent the number of Florida and non-Florida residents for whom test results were received by the Department of Health. A person can be tested by more than one laboratory and can have both positive and negative results. **Therefore, the sum of the numbers in each column will be larger than the total number of people tested.**

Reporting lab	Inconclusive	Negative	Positive	Percent positive	Total
SAN JOSE CLINIC		1			1
EAST COAST INSTITUTE FOR RESEARCH LLC			1	100%	1
KATHY L ANDERSON DO PA			1	100%	1
Lenbrook		1			1
ADVANCE MD CARE			1	100%	1
UMASS MEMORIAL MEDICAL CENTER, INC		1			1
Kroger 907 - The Little Clinic Holland		1			1
ENZO LABS INC			1	100%	1
BETHESDA ON TURKEY CREEK			1	100%	1
White River Health Care Center		1			1
EUGENE T FINAN, MD			1	100%	1
ADVENTHEALTH MEDICAL GROUP INTERNAL MEDICINE AT MILLS			1	100%	1
RED HOOK FAMILY PRACTICE		1			1
Senatobia Healthcare & Rehab		1			1
SUMMER PLACE NURSING & REHABILITATION		1			1
CATHEDRAL GERONTOLOGY CENTER DBA CATHEDRAL CARES			1	100%	1
LCMC LAB SUBSECTION		1			1
KID FIXERS		1			1
THE NEW JEWISH HOME		1			1
Bay View Nursing and Rehabilitation Center			1	100%	1
Avera Sr. James Care Center		1			1
LABORATORIO BUENA SALUD			1	100%	1
Lutheran Community at Telford		1			1
HEALTH ALLIANCE			1	100%	1
MEDCOR INC			1	100%	1
OKLAHOMA BLOOD INSTITUTE			1	100%	1
MEDTOWN PHARMACY			1	100%	1
Ideal Senior Living Center		1			1
SOUTHEASTERN INTEGRATED MEDICAL PL			1	100%	1
HARMONY HEALTHCARE ORLANDO INC		1			1
BROCK HUGHES MEDICAL CENTER			1	100%	1
Excel Care Center			1	100%	1
BMC MAYPORT			1	100%	1
BRONSON METHODIST HOSPITAL			1	100%	1
SMITH KLINE			1	100%	1
URGENT CARE CENTER OF PORT ORANGE LLC			1	100%	1
ENCOMPASS HEALTH HOME HEALTH		1			1
DR PHILLIPS CENTER FOR WELLNESS		1			1
DAVITA DIALYSIS-NORTH			1	100%	1
ANY LAB TEST NOW JACKSONVILLE		1			1
Kroger 500 - The Little Clinic Speedway		1			1
PEACHEALTH LABORATORIES		1			1
Kroger 532 - The Little Clinic Murfreesboro		1			1
PINEVILLE PHARMACY			1	100%	1
LOUNDY		1			1
Monument Health Strugis Care Center		1			1

COVID-19: testing by laboratory

Data through Mar 18, 2021 verified as of Mar 19, 2021 at 09:25 AM

Data in this report are provisional and subject to change.

The numbers in the table below represent the number of Florida and non-Florida residents for whom test results were received by the Department of Health. A person can be tested by more than one laboratory and can have both positive and negative results. **Therefore, the sum of the numbers in each column will be larger than the total number of people tested.**

Reporting lab	Inconclusive	Negative	Positive	Percent positive	Total
BLUFFTON HEALTH CENTER			1	100%	1
BRIDGEWATER PARK ASSISTED LIVING LLC			1	100%	1
DEPARTMENT OF HEALTH SERVICES			1	100%	1
Arlington Health and Rehabilitation		1			1
PRINCIPLE DIAGNOSTICS LLC			1	100%	1
CVS TX7825POCT FRISCO		1			1
AMERICAN DRUG TESTING LAB LLC			1	100%	1
GOSHEN MEDICAL CENTER			1	100%	1
Brakeley Park Center		1			1
MINUTECLINIC DIAGNOSTICS OF OKLAHOMA		1			1
Robinson Terrace Rehabilitation and Nursing Center		1			1
FLORIDA ADVANCED MEDICAL AND DERM AESTHETICS LLC			1	100%	1
BICKERTON, DAWN		1			1
BRIDGES AT LIFE CARE CENTER OF OCALA, THE			1	100%	1
BAYFRONT HEAL WOUND CARE AND HYPERBARIC CENTER			1	100%	1
RAMBAM URGENT CARE			1	100%	1
RELIANCE HOME HEALTH CARE INC		1			1
JOHN D. ARCHBOLD MEMORIAL HOSPITAL			1	100%	1
ST JOHN'S HOME CARE			1	100%	1
CVS IL5797POCT CAROL STREAM		1			1
ATRIA TAMARAC			1	100%	1
Erie VAMC		1			1
BLACK SHEEP MEDICAL			1	100%	1
PALM BEACH DIGESTIVE ASSOCIATES			1	100%	1
CVS CA8861POCT BUENA PARK		1			1
NORTH MIAMI BEACH SURGICAL CENTER			1	100%	1
Kroger 909 - The Little Clinic Hamilton			1	100%	1
Elderwood at Lancaster		1			1
Glenview Terrace Nursing Center		1			1
RAPID MEDLAB (002MO)		1			1
MOBILE HEALTH MEDICAL SERVICES PC		1			1
PROFESSIONAL DIALYSIS CENTER			1	100%	1
JUPITER MEDICAL CENTER INC			1	100%	1
THE CENTER FOR DISCOVERY		1			1
HEARTLAND REGIONAL MEDICAL CENTER		1			1
1ST CHOICE URGENT CARE CENTER LLC			1	100%	1
PALM BREEZE DIALYSIS			1	100%	1
NHC HealthCare St. Charles		1			1
HIDALGO FAMILY CLINIC			1	100%	1
Ash Flat Healthcare and Rehabilitation Center			1	100%	1
HOME AIDE SVC OF EASTERN NY INC D/B/A		1			1
Villages of St.Peters		1			1
PEDIATRIC PARTNERS OF ZEPHYRHILLS PA			1	100%	1
ST MARY'S OF SAGINAW		1			1
PALM COAST DRAW STATION/AMERICAN HEALTH ASSOCIATES		1			1
LABONE		1			1

COVID-19: testing by laboratory

Data through Mar 18, 2021 verified as of Mar 19, 2021 at 09:25 AM

Data in this report are provisional and subject to change.

The numbers in the table below represent the number of Florida and non-Florida residents for whom test results were received by the Department of Health. A person can be tested by more than one laboratory and can have both positive and negative results. **Therefore, the sum of the numbers in each column will be larger than the total number of people tested.**

Reporting lab	Inconclusive	Negative	Positive	Percent positive	Total
ST JOHN'S MEDICAL CENTER, TETON VILLAGE			1	100%	1
BERKSHIRE MEDICAL CENTER			1	100%	1
Mary Anna Nursing Home		1			1
SOUTH FLORIDA URGENT CARE CENTERS, LLC			1	100%	1
MINUTE CLINIC DIAGNOSTICS OF IN, LLC #6252		1			1
ODYSSEY HEALTH CARE OF MARION COUNTY LLC		1			1
MEMORIAL MEDICAL CENTER			1	100%	1
Kroger 968 - The Little Clinic Colerain Township		1			1
HOLY CITY MED URGENT CARE			1	100%	1
PHYSICIANS IMMEDIATE CARE			1	100%	1
SOUTH BAY CORRECTIONAL FACILITY			1	100%	1
ORCHARD PARK HEALTH CARE AND REHABILITATION CENTER		1			1
Moab Regional Hospital			1	100%	1
Kroger 682 - The Little Clinic Combs and Gantzel		1			1
WY RETIREMENT CENTER		1			1
UNIVERSITY URGENT CARE			1	100%	1
BRIAN C GRINER MD LLC			1	100%	1
HEALTH FIRST HOME CARE		1			1
GOLDING-GRANADO MEDICAL ASSOCIATES		1			1
EILEEN TURBESSI MD PA		1			1
FLORHAM PARK ENDOSCOPY CENTER		1			1
OHIOHEALTH URGENT CARE			1	100%	1
LEHIGH REGIONAL WOUND CENTER			1	100%	1
PACE UNIVERSITY HEALTH CARE		1			1
DOCTORS AFTER HOURS URGENT CARE CENTER			1	100%	1
MALUHIA		1			1
Trucare Living Centers - Columbus		1			1
Eddy Memorial Geriatric Center		1			1
DR JAMES D FORBES FAMILY CARE CENTER			1	100%	1
UNLIMITED MEDICAL SERVICES OF FL PL DBA		1			1
CARE CONNECTIONS AT HOME LLC			1	100%	1
RIDGE OPTUM FLORIDA			1	100%	1
CVS CT2210POCT RIVERSIDE		1			1
NEW YORK PRESBYTERIAN HOSPITAL			1	100%	1
RIVERSIDE COUNTY PUBLIC HEALTH LABORATORY			1	100%	1
ST VINCENTS OUTPATIENT IMAGING		1			1
WALGREENS #10854		1			1
LUMICO LIFE INSURANCE COMPANY		1			1
IZ MEDICAL		1			1
SHAMRA MEDICAL LABORATORY			1	100%	1
SKY RIDGE MEDICAL CENTER - MICRO			1	100%	1
Bethany Manor		1			1
CROSS CREEK HEALTH CARE		1			1
Dulles Health and Rehab Center		1			1
FLAGLER HOME CARE			1	100%	1
CVS NE5863POCT OMAHA		1			1

COVID-19: testing by laboratory

Data through Mar 18, 2021 verified as of Mar 19, 2021 at 09:25 AM

Data in this report are provisional and subject to change.

The numbers in the table below represent the number of Florida and non-Florida residents for whom test results were received by the Department of Health. A person can be tested by more than one laboratory and can have both positive and negative results. **Therefore, the sum of the numbers in each column will be larger than the total number of people tested.**

Reporting lab	Inconclusive	Negative	Positive	Percent positive	Total
CVS MN663POCT APPLE VALLEY		1			1
ACCOMPLISHED HOME CARE		1			1
MARYLAND DEPARTMENT OF HEALTH AND MENTAL HYGIENE-LABORATORIES			1	100%	1
UMASS MEMORIAL/MARLBORO HOSPITAL			1	100%	1
MEDEXPRESS URGENT CARE - ST CLAIR, CLOVER DR.		1			1
DOCTORS HEARING			1	100%	1
CHRISTIAN REST HOME ASSOC		1			1
FIU HEALTH CARE CENTER			1	100%	1
Alexandria Place		1			1
MY URGENT CARE CLINIC			1	100%	1
CVS NH1004POCT SALEM			1	100%	1
CARENOW URGENT CARE – SPRING			1	100%	1
HEALTH CARE SERVICES LC			1	100%	1
ACUPATH LABORATORIES INC			1	100%	1
FLAGLER COUNTY BOARD OF COUNTY COMMISSIONERS			1	100%	1
Courtenay Springs Village			1	100%	1
MEDICAL SPECIALISTS OF THE PALM BEACHES INC			1	100%	1
CURA LABORATORY SERVICES			1	100%	1
LRGHEALTHCARE		1			1
LAKE WALES DIALYSIS CENTER			1	100%	1
5 STAR HOME HEALTH SERVICES INC		1			1
PIONEER CLINICAL RESEARCH LLC			1	100%	1
ESOTERIC LAB			1	100%	1
WW Chem Auto SS			1	100%	1
PEDIATRIC SPECIALTY CLINIC COLLIER			1	100%	1
Manor Care Health Services- Wilmington			1	100%	1
BAPTIST HEALTH SURGERY CENTER			1	100%	1
Towne Manor West		1			1
COLER REHABILITATION AND NURSING CARE		1			1
TMH PHYSICIAN PARTNERS			1	100%	1
DECATUR MORGAN HOSPITAL - DECATUR GENE		1			1
MEDLABS OF FLORIDA LLC D/B/A MEDLABS DIAGNOSTICS		1			1
CENTRAL FLORIDA MEDICAL CARE			1	100%	1
SIGNATURE CARE COLLEGE STATION			1	100%	1
ManorCare Yeadon		1			1
SWIFTCARE URGENT CARE, PLLC			1	100%	1
Kroger 923 - The Little Clinic Centerville		1			1
WALGREENS #04176		1			1
ADVANTA LABS, LLC		1			1
PowerBack Piscataway Center		1			1
BARRINGTON TERRACE NAPLES			1	100%	1
PM PEDIATRICS OF BAYSIDE, PLLC		1			1
NORTHEAST TEXAS DIALYSIS		1			1
DAUGHTERS OF SARAH NURSING CENTER		1			1
Home Health Care Clinic		1			1
PROVIDENCE ST PETER HOSPITAL		1			1

COVID-19: testing by laboratory

Data through Mar 18, 2021 verified as of Mar 19, 2021 at 09:25 AM

Data in this report are provisional and subject to change.

The numbers in the table below represent the number of Florida and non-Florida residents for whom test results were received by the Department of Health. A person can be tested by more than one laboratory and can have both positive and negative results. **Therefore, the sum of the numbers in each column will be larger than the total number of people tested.**

Reporting lab	Inconclusive	Negative	Positive	Percent positive	Total
STATE OF ALASKA			1	100%	1
WEST FLORIDA MEDICAL ASSOCIATES			1	100%	1
Hearthstone Nursing and Rehabilitation Center		1			1
URGENT TEAM MANAGEMENT OF TENNESSEE, L			1	100%	1
Niles Nursing and Rehab. Center		1			1
MAGGY PHARMACY INC		1			1
Englewood Health Care Center		1			1
NANCY M WORTHINGTON MD PA			1	100%	1
WINCHESTER HOSPITAL			1	100%	1
MED TECH CLINICAL LABORATORY		1			1
CLINICAL TRIALS OF TAMPA LLC		1			1
FREDERICK MEMORIAL HOSPITAL			1	100%	1
NAVAL BRANCH HEALTH CLINIC			1	100%	1
ASHLEY PEDICATRICS DAY AND NIGHT CLINIC			1	100%	1
BEAUMONT REFERENCE LABORATORY			1	100%	1
SUSAN F. WILLIAMS M.D., P.A.			1	100%	1
PATHLAB SERVICES			1	100%	1
MEMORIALCARE LONG BEACH MEDICAL CENTER			1	100%	1
SEASONS HOSPICE AND PALLIATIVE CARE OF			1	100%	1
PANCARE HEALTH - NORTHSIDE ELEMENTARY			1	100%	1
CVS TN5694POCT SODDY DAISY		1			1
NEW YORK CITY DEPARTMENT OF HEALTH			1	100%	1
ELKHART GENERAL HOSPITAL			1	100%	1
BAYSTATE REFERENCE LABORATORY			1	100%	1
FRESENIUS KIDNEY CARE OCALA			1	100%	1
B2 URGENT CARE			1	100%	1
AL MANI HEALTH INSTUTUTE		1			1
HOLYCROSS URGENT CARE AND IMAGING CENTER		1			1
Lopatcong Center		1			1
USA Healthcare LTC, LLC - Folsom Center for Rehabilitation & Healthca		1			1
ANSWERS RESOURCE FACILITY		1			1
Kroger 531 - The Little Clinic Waterville		1			1
TUNIS STREET GROUP HOME		1			1
Highland Ave. Eye Clinic		1			1
KIDS CARE PEDIATRICS PA			1	100%	1
ENCOMPASS HEALTH REHABILITATION			1	100%	1
MOBILE INFIRMARY MEDICAL CENTER			1	100%	1
LSU MEDICAL CENTER			1	100%	1
Kroger - KRO70600172		1			1
LEGACY SPECIALTY PHARMACY CORP			1	100%	1
CVS NC2559POCT CHARLOTTE		1			1
ADVENTHEALTH MEDICAL GROUP OBSTETRICS			1	100%	1
PEDIATRIC URGENT CARE CENTR OF FORT WORTH-LA GRAN			1	100%	1
BISHOP KEARNEY		1			1
ACCESS HEALTH CARE PHYSICIANS, LLC		1			1
EMERGENCY CARE SERVICES LAB AT JFK MEDICAL CENTER			1	100%	1

COVID-19: testing by laboratory

Data through Mar 18, 2021 verified as of Mar 19, 2021 at 09:25 AM

Data in this report are provisional and subject to change.

The numbers in the table below represent the number of Florida and non-Florida residents for whom test results were received by the Department of Health. A person can be tested by more than one laboratory and can have both positive and negative results. **Therefore, the sum of the numbers in each column will be larger than the total number of people tested.**

Reporting lab	Inconclusive	Negative	Positive	Percent positive	Total
BETHESDA HEALTH PHYSICIANS GROUP		1			1
INTEGRATED GENETICS SEQUENOM		1			1
LANCASHIRE HALL NURSING AND REHABILITATION CENTER		1			1
HEBER VALLEY HOSPITAL			1	100%	1
Princeton Place			1	100%	1
ADVENT HEALTH - OWASA			1	100%	1
Kroger 682 - The Little Clinic New Holland Market			1	100%	1
QUEST INC			1	100%	1
OPTUM MEDICAL CLINIC IN ROCKRIMMON			1	100%	1
SSC NASHVILLE OPERATING CO LLC D/B/A		1			1
CHILDREN'S MEMORIAL HOSPITAL			1	100%	1
MEDEXPRESS URGENT CARE, EDWARDSVILLE		1			1
AUSTIN URGENT CARE			1	100%	1
Walgreens #10851		1			1
ALBANNA PEDIATRICS CENTER			1	100%	1
SAINT BARNABAS MEDICAL CENTER		1			1
PALM BEACH DIABETES AND ENDOCRINE SPECIALISTS, PA			1	100%	1
BAYOU URGENT CARE			1	100%	1
MEDICAL ARTS LABORATORY			1	100%	1
HEALTHCARE ASSOCIATES OF IRVING, LLP			1	100%	1
NORTHEAST BAPTIST HOSPITAL			1	100%	1
VIVEX/UMTB BIOMEDICAL			1	100%	1
EDGAR PRICE FAMILY & CHILDREN HEALTHCARE CENTER			1	100%	1
CORDOVA FAMILY PRACTICE			1	100%	1
CORNERSTONE OF RECOVERY INC		1			1
Imperial Healthcare Centre			1	100%	1
ST JOHNS EPISCOPAL HOSPITAL SOUTH SHORE		1			1
MARINA DEL REY HOSPITAL LAB			1	100%	1
BEACHSIDE DETOX		1			1
Brookcrest Nursing Home		1			1
CARESPOT - OCOEE			1	100%	1
HOSPITAL SISTERS HEALTH SYSTEM (HSHS)			1	100%	1
SPRING VALLEY HOSPITAL MEDICAL CENTER			1	100%	1
GEORGE WASHINGTON UNIVERSITY HOSPITAL			1	100%	1
NORTHSIDE FAMILY MEDICINE		1			1
HEALTH EXPRESS		1			1
MEDEXPRESS URGENT CARE - WAYNESBURG		1			1
MEDPOST - NORTH DALLAS			1	100%	1
Tremont Health & Rehabilitation Center		1			1
Kroger 97 - The Little Clinic Hutchinson		1			1
ALDEN PHARMACY		1			1
BLANCHARD VALLEY HOSPITAL LABORATORY			1	100%	1
CENTRAL JERSEY URGENT CARE OF GREEN BR		1			1
GARDEN VIEW CARE CENTER		1			1
RIVERSIDE MEDICAL CENTER		1			1
EXPRESS WALK IN MEDICAL CENTER			1	100%	1

COVID-19: testing by laboratory

Data through Mar 18, 2021 verified as of Mar 19, 2021 at 09:25 AM

Data in this report are provisional and subject to change.

The numbers in the table below represent the number of Florida and non-Florida residents for whom test results were received by the Department of Health. A person can be tested by more than one laboratory and can have both positive and negative results. **Therefore, the sum of the numbers in each column will be larger than the total number of people tested.**

Reporting lab	Inconclusive	Negative	Positive	Percent positive	Total
BOCA CIEGA CENTER			1	100%	1
Heartland of Perrysburg		1			1
SUNCOAST PRIMARY CARE LLC			1	100%	1
TEVAPHARM			1	100%	1
JUP Serology SubSection			1	100%	1
SOUTHEAST MISSOURI HOSPITAL		1			1
Falmouth By The Sea			1	100%	1
SANFORD LABORATORIES WATERTOWN			1	100%	1
ATHENS LIMESTONE HOSPITAL		1			1
BROOKSHIRE, THE			1	100%	1
441 URGENT CARE CENTER - BROWNWOOD			1	100%	1
URGENTMED PLANTATION			1	100%	1
PLANT CITY FAMILY CARE		1			1
Brown Nursing Home		1			1
PEDRO L ORTEGA MD PA			1	100%	1
MEDSTAR URGENT CARE, LLC			1	100%	1
HELGEMO & LIOU PEDIATRICS			1	100%	1
ASCARATE DIALYSIS			1	100%	1
THE LITTLE CLINIC LLC			1	100%	1
C V S / PHARMACY #4396		1			1
ORANGE PEDIATRICS PA			1	100%	1
KINGWOOD EMERGENCY CENTER			1	100%	1
FLAGLER PROFESSIONAL HEALTH CARE SERVICES INC		1			1
SYCAMORE MEDICAL CENTER-KETTERING HEALTH NETWORK			1	100%	1
HEALTHFORCE PARTNERS INC			1	100%	1
Le Roy Village Green		1			1
St Mary's d'Youville Pavilion		1			1
Kroger 390 - The Little Clinic North College Hill		1			1
ORMOND MEDICAL ARTS FAMILY PRACTICE PL			1	100%	1
HAWKEYE CARE CENTER DUBUQUE		1			1
Chestnut Ridge Nursing & Rehab		1			1
ORLANDO HEALTH PHYSICIAN GROUP INC			1	100%	1
ONPOINT URGENT CARE			1	100%	1
CVS PA10825POCT PLYMOUTH MEETING		1			1
Glen Oaks Health and REhabilitation		1			1
ST LUKES SURGICAL AT THE VILLAGES INC			1	100%	1
Broomall Manor		1			1
Country View of Sunbury			1	100%	1
SPECIALTY DRUG TESTING			1	100%	1
Newton Wellesley Center for Alzheimer's Care		1			1
FREEPORT ER DOX URGENT CARE		1			1
BOCA RATON REGIONAL HOSPITAL INC			1	100%	1
WALGREENS #15291		1			1
15 TO KNOW			1	100%	1
YOUR HEALTH PEDIATRICS INC			1	100%	1
ELITE MEDICAL LABORATORY SOLUTIONS LLC			1	100%	1

COVID-19: testing by laboratory

Data through Mar 18, 2021 verified as of Mar 19, 2021 at 09:25 AM

Data in this report are provisional and subject to change.

The numbers in the table below represent the number of Florida and non-Florida residents for whom test results were received by the Department of Health. A person can be tested by more than one laboratory and can have both positive and negative results. **Therefore, the sum of the numbers in each column will be larger than the total number of people tested.**

Reporting lab	Inconclusive	Negative	Positive	Percent positive	Total
TGH URGENT CARE - WESTCHASE			1	100%	1
COSTCO PHARMACY #1023			1	100%	1
1ST MED DOTHAN			1	100%	1
Birmingham Nursing and Rehabilitation East LLC		1			1
DOCTORS MEMORIAL HOSP HOME HEALTH CARE		1			1
ANY LAB TEST FAST CORP			1	100%	1
CURELOGICS WOUND CARE & HYPERBARIC CENTER		1			1
KANA MEDICAL			1	100%	1
FLORIDA HOSPITAL LAB			1	100%	1
MEDICAL CITY DENTON			1	100%	1
ST JOHNS MEDICAL CENTER		1			1
FAIRFIELD MEDICAL CENTER			1	100%	1
Garden Villa Bedford		1			1
Southwest Louisiana Veterans Home			1	100%	1
Florida Baptist Retirement Center		1			1
Allen Health and Rehabilitation		1			1
POETS WALK SARASOTA			1	100%	1
FAIRHAVEN		1			1
UNIVERSITY OF FLORIDA			1	100%	1
ULTIMATE ANALYSIS LABORATORY			1	100%	1
WELLOW URGENT CARE-OSWEGO			1	100%	1
VISTA DEL SOL MED ASSOC		1			1
Bivins Pointe			1	100%	1
OPTIMAL MEDICINE INC		1			1
MARTIN ARMY COMMUNITY HOSPITAL			1	100%	1
Kroger 717 - The Little Clinic Dolphin Drive			1	100%	1
LOUIS A JOHNSON VAMC		1			1
PHYSICIANS PRIMARY CARE LEHIGH PEDS			1	100%	1
HARDEN DIALYSIS		1			1
EXCEPTIONAL EMERGENCY CENTER			1	100%	1
GARDENS PEDIATRICS LAB			1	100%	1
PANCARE HEALTH - CARR ELEM & MIDDLE SCHOOL			1	100%	1
KNOX COMMUNITY HOSPITAL			1	100%	1
CVS AZ3264POCT PHOENIX			1	100%	1
MEDEXPRESS URGENT CARE CHICOPEE			1	100%	1
FORT MYERS NORTH DIALYSIS		1			1
LIFE CARE CENTER OF GWINNETT		1			1
SHANNON CLARK OD, PA			1	100%	1
SALEM VAMC		1			1
CVS IN6555POCT BROWNSBURG		1			1
THE CLINIC ON SIXTH			1	100%	1
PM PEDIATRICS PC			1	100%	1
CVS MA969POCT PALMER		1			1
PULMONARY MEDICINE		1			1
Kroger 433 - The Little Clinic Atoka		1			1
Smg/North Jersey Hematology & Oncology		1			1

COVID-19: testing by laboratory

Data through Mar 18, 2021 verified as of Mar 19, 2021 at 09:25 AM

Data in this report are provisional and subject to change.

The numbers in the table below represent the number of Florida and non-Florida residents for whom test results were received by the Department of Health. A person can be tested by more than one laboratory and can have both positive and negative results. **Therefore, the sum of the numbers in each column will be larger than the total number of people tested.**

Reporting lab	Inconclusive	Negative	Positive	Percent positive	Total
El Paso Health Care Center			1	100%	1
CSI LABORATORIES FLORIDA			1	100%	1
MOUNT SINAI MEDICAL CENTER OF FLORIDA INC			1	100%	1
PUTNAM CO HOSPITAL-D/B/A ASBURY TOWERS		1			1
PALM SPRINGS GENERAL HOSPITAL			1	100%	1
Kroger 367 - The Little Clinic Walton		1			1
CHAMBREL AT PINECASTLE			1	100%	1
HEALTHCARE FOR THE HOMELESS			1	100%	1
INFECTION CONTROL DEPT			1	100%	1
DILELLA			1	100%	1
Belvoir Woods Health Care Center at The Fairfax		1			1
VA Ann Arbor HCS		1			1
PALOMAR MEDICAL CENTER			1	100%	1
CVS AZ10529POCT SCOTTSDALE		1			1
BRADENTON CONVENTION CENTER			1	100%	1
CSL PLASMA LAB			1	100%	1
PRIMARY AND URGENT CARE			1	100%	1
MEDICAL CENTER AFFILIATES PALM SPRINGS			1	100%	1
VA COMMUNITY BASED CLINIC - LAKE CITY			1	100%	1
CLEMENT MANOR HEALTH CENTER		1			1
Oakland Nursing and Rehabilitation Center		1			1
LAREDO EMERGENCY ROOM			1	100%	1
SOUTH TEXAS HEALTH SYSTEM ER - WARE ROAD			1	100%	1
Dexter Health Care		1			1
ABSOLUTE QUICK CARE			1	100%	1
CAREWELL 203			1	100%	1
HIGHLAND PARK LAKEWOOD PRESTON HOLLOW			1	100%	1
FAMILY AND INTERNAL MEDICINE ASSOCIATES		1			1
Port Orange Nursing And Rehab Center			1	100%	1
OCEAN MEDICAL CENTER		1			1
Oregon Veterans Home The Dalles		1			1
Medicalodges Neosho			1	100%	1
CHRISTIANA HOSPITAL		1			1
DAVENPORT DIALYSIS CENTER		1			1
KNAPP MEDICAL GROUP			1	100%	1
Douglas County Health Center		1			1
BOTTINEAU GOOD SAMARITAN CENTER		1			1
UCH LAB			1	100%	1
FLORIDA MEDICAL CLINIC PA GI			1	100%	1
SKYRIDGE CLINICAL ASSOCIATES		1			1
DEPT OF VA MEDICAL CENTER - MIAMI			1	100%	1
Carrollton Manor Inc		1			1
Grangeville Health and Rehab		1			1
LAKE LURE HEALTH CENTER			1	100%	1
DAYTONA BEACH DIALYSIS			1	100%	1
MINUTECLINIC DIAG OF IND, LLC #4368		1			1

COVID-19: testing by laboratory

Data through Mar 18, 2021 verified as of Mar 19, 2021 at 09:25 AM

Data in this report are provisional and subject to change.

The numbers in the table below represent the number of Florida and non-Florida residents for whom test results were received by the Department of Health. A person can be tested by more than one laboratory and can have both positive and negative results. **Therefore, the sum of the numbers in each column will be larger than the total number of people tested.**

Reporting lab	Inconclusive	Negative	Positive	Percent positive	Total
MISSOURI DEPT. OF HEALTH			1	100%	1
Pinnacle Assisted Living			1	100%	1
FAMILY MEDICAL CENTRE			1	100%	1
STERLING HOUSE OF PORT ORANGE		1			1
WALGREENS #15369		1			1
NATION'S BEST CARE HOME HEALTH			1	100%	1
RICHMOND MEDICAL CENTER FOR WOMEN		1			1
COMMUNITY			1	100%	1
MAYO CLINICAL LABORATORIES		1			1
UNIVERSITY OF IOWA HOSPITALS & CLINICS			1	100%	1
Walgreens #3661		1			1
AURORA HEALTH CARE METRO INC			1	100%	1
NEW MILFORD HOSPITAL			1	100%	1
Valley Center (WV)			1	100%	1
PRIMARY CARE & PEDIATRICS - SHEPHERSTOWN		1			1
SIPERSTEIN DERMATOLOGY LLC			1	100%	1
SAINT PETE MRI			1	100%	1
MAIN STREET PHARMACY OF MARCELLUS, INC		1			1
MCH PHYSICIANS GROUP			1	100%	1
SUNCOAST RESEARCH GROUP LLC			1	100%	1
GRAND VIEW HOSPITAL			1	100%	1
WILSON FAMILY MEDICINE LLC		1			1
SOUTHEASTERN HEALTH FACILITES, INC		1			1
FRESENIUS SOUTH FORT MYERS		1			1
ST GERARD'S COMMUNITY OF CARE		1			1
VA ST LOUIS HEALTH CARE SYSTEM			1	100%	1
WALGREENS #01398			1	100%	1
FORT LOUDOUN PRIMARY CARE		1			1
SPRINGBROOK HOSPITAL			1	100%	1
CDR MAGUIRE – STUART MISSION			1	100%	1
NEW ERA COMMUNITY HEALTH CENTER LLC		1			1
MEDEXPRESS URGENT CARE - HACKETTSTOWN		1			1
LAB PLUS, LLC			1	100%	1
SYNERGENE LABORATORY			1	100%	1
OCEANVIEW NURSING AND REHABILITAION CENTER			1	100%	1
HIBISCUS COURT			1	100%	1
WALGREENS # 11165		1			1
CITRONELLE HEALTH AND REHABILITATION CENTER		1			1
DIGNITY HEALING LLC			1	100%	1
ROAN MOUNTAIN MEDICAL CENTER			1	100%	1
LP Marietta II, LLC		1			1
SUMMIT DETOX INC			1	100%	1
NORTH SHORE HEMATOLOGY-ONCOLOGY ASSOCI		1			1
FOCUSED CARE AT ALLENBROOK		1			1
SHARON REGIONAL MEDICAL CENTER			1	100%	1
THE CHILDREN'S HOSPITAL OF PHILADELPHIA		1			1

COVID-19: testing by laboratory

Data through Mar 18, 2021 verified as of Mar 19, 2021 at 09:25 AM

Data in this report are provisional and subject to change.

The numbers in the table below represent the number of Florida and non-Florida residents for whom test results were received by the Department of Health. A person can be tested by more than one laboratory and can have both positive and negative results. **Therefore, the sum of the numbers in each column will be larger than the total number of people tested.**

Reporting lab	Inconclusive	Negative	Positive	Percent positive	Total
MEDICAL ASSOCIATES OF PINELLAS - LAB			1	100%	1
Kingston Care Center of Fort Wayne		1			1
Walgreens #19461		1			1
MID FLORIDA BIOLOGICALS			1	100%	1
Community Compassion Center of Batesville			1	100%	1
MEDEXPRESS URGENT CARE-MEADVILLE			1	100%	1
VILLAGES HEALTH SYSTEM, LLC, THE			1	100%	1
BSA PHYSICIANS GROUP, INC D/B/A BSA FAMILY MEDICAL			1	100%	1
The Evangelical Lutheran Good Samaritan Society Prescott Village		1			1
MARYWOOD NURSING CARE CENTER		1			1
Signature Healthcare of Fort Wayne		1			1
Kroger 838 - The Little Clinic Fairborn		1			1
ARCADIA DIALYSIS CENTER			1	100%	1
HALEYVILLE HEALTH CARE CENTER		1			1
CVS OH3306POCT AKRON		1			1
Kroger 970 - The Little Clinic Westfield			1	100%	1
COMMUNITY MEDICAL CENTER-ORANGE CITY		1			1
FALKVILLE HEALTHCARE		1			1
ABE'S GARDEN/PARK MANOR APARTMENTS		1			1
EXAC CARE CROSSVILLE		1			1
CARESOUTH HHA HOLDINGS OF VIRGINIA, LLC			1	100%	1
IMMEDIATE CARE MEDICAL CENTER			1	100%	1
Life Care Center of Auburn		1			1
WEST FLORIDA MEDICAL ASSOCIATES PA			1	100%	1
CRYSTAL RIVER FIRE DEPARTMENT			1	100%	1
CORONA CONCIERGE, LLC		1			1
RCP OF MEMORIAL WEST			1	100%	1
SPARTANBURG REGIONAL MEDICAL CENTER			1	100%	1
POINTE MEDICAL SERVICES INC			1	100%	1
MEMORIAL HERMANN KATY HOSPITAL			1	100%	1
FAMILY MEDICINE AT CELEBRATION		1			1
777 URGENT CARE			1	100%	1
WEST VIRGINIA UNIVERSITY HOSPITALS			1	100%	1
MANHATTAN EYE EAR AND THROAT HOSPITAL		1			1
MEDEXPRESS URGENT CARE, MOSSIDE		1			1
NATIONAL INSTITUTES OF HEALTH CLINICAL CENTER			1	100%	1
PERRY COUNTY NURSING HOME		1			1
OMC PRIMARY CARE - HOSPITAL CAMPUS			1	100%	1
ULTIMATE KIDNEY CARE			1	100%	1
TEXAS HEALTH ARLINGTON MEMORIAL HOSPITAL			1	100%	1
OMAHA VA MEDICAL CENTER			1	100%	1
TEXAS HEALTH ARLINGTON MEMORIAL		1			1
PEDRO MENENDEZ HEALTH CENTER AT ST JOHNS			1	100%	1
Village Crest Center for Health & Rehabilitation		1			1
URGENT CARE OF FORT LAUDERDALE INC			1	100%	1
RANDOLPH COUNTY HEALTH & REHABILITATIO		1			1

COVID-19: testing by laboratory

Data through Mar 18, 2021 verified as of Mar 19, 2021 at 09:25 AM

Data in this report are provisional and subject to change.

The numbers in the table below represent the number of Florida and non-Florida residents for whom test results were received by the Department of Health. A person can be tested by more than one laboratory and can have both positive and negative results. **Therefore, the sum of the numbers in each column will be larger than the total number of people tested.**

Reporting lab	Inconclusive	Negative	Positive	Percent positive	Total
EVEXIA DIAGNOSTICS			1	100%	1
Heartland Health Care Center Jacksonville			1	100%	1
CVS KS8573POCT OVERLAND PARK		1			1
PUBLIX PHARMACY #1114			1	100%	1
ELAN MANATEE			1	100%	1
SOMA MEDICAL CENTER PA #2 OAKLAND			1	100%	1
CONVENIENT MEDICAL AND HEALTH SERVICES			1	100%	1
WASHINGTONVILLE PHARMACY INC		1			1
A G RHODES HOME AT WESLEY WOODS		1			1
CVS AZ7075POCT CHANDLER		1			1
MEDEXPRESS-DOVER		1			1
St. Anne Home		1			1
EXPRESS PHARMACY INC		1			1
BIOMERIEUX			1	100%	1
MORNINGSIDE NURSING AND REHABILITATION		1			1
CUSTOM SCRIPTS PHARMACY		1			1
White Oak Manor - Rock Hill		1			1
STEWART FLORIDA ALF, INC			1	100%	1
Kroger 63 - The Little Clinic Glassford Hill Rd		1			1
MED BAR LLC		1			1
AVERA ST. MARY'S HOSPITAL			1	100%	1
CVS NM7242POCT ALBUQUERQUE		1			1
AURORA MEDICAL CENTER-KENOSHA			1	100%	1
NORTHWEST FLORIDA SPECIALTY PHYSICIANS LLC		1			1
ALLIED PHYSICIANS GROUP		1			1
SANTA CLARA VALLEY MEDICAL CENTER			1	100%	1
MDS PHARMA SERVICES		1			1
Kroger 126 - The Little Clinic Cottonwood		1			1
Victory Health and Rehabilitation			1	100%	1
PINNACLE DIALYSIS		1			1
Advanced Rehabilitation of Vernon		1			1
LOUIS STOKES CLEVELAND VA MEDICAL CENTER			1	100%	1
HALIFAX HEALTH PRIMARY CARE ORMOND			1	100%	1
BROADWAY HEALTH FLORIDA MEDICAL CLINIC URGENT CARE			1	100%	1
CLARKSVILLE HEALTH SYSTEM			1	100%	1
SOUTHWEST ORLANDO FAMILY MEDICINE, PL			1	100%	1
AMERICAN FAMILY CARE - SMYRNA			1	100%	1
COLONIAL HEALTH CARE		1			1
FHPG SURGICAL ASSOCIATES OF EAST PASCO			1	100%	1
FRONT PORCH PEDIATRICS PLLC			1	100%	1
TITUSVILLE CENTER FOR SURGICAL EXCELLENCE LLC		1			1
NORTH BROWARD MEDICAL CENTER			1	100%	1
BAPTIST ASI			1	100%	1
ORDRS, INC.			1	100%	1
RIVERSIDE PEDIATRIC GROUP, INC		1			1
BROOKS REHAB			1	100%	1

COVID-19: testing by laboratory

Data through Mar 18, 2021 verified as of Mar 19, 2021 at 09:25 AM

Data in this report are provisional and subject to change.

The numbers in the table below represent the number of Florida and non-Florida residents for whom test results were received by the Department of Health. A person can be tested by more than one laboratory and can have both positive and negative results. **Therefore, the sum of the numbers in each column will be larger than the total number of people tested.**

Reporting lab	Inconclusive	Negative	Positive	Percent positive	Total
MANCHESTER COMMONS		1			1
Woodstock Nursing and Rehabilitation Center		1			1
BATESVILLE - SHERWOOD URGENT CARE			1	100%	1
NORTH COUNTY MEDICAL LAB			1	100%	1
FAMILY MEDICINE AT KISSIMMEE		1			1
INTERNAL MEDICINE ASSOCIATES		1			1
LABORATORIO MEDICO CENTRAL CONDOMINO MD			1	100%	1
ASPIRUS WAUSAU HOSPITAL			1	100%	1
Eagle Point Health Care Center		1			1
Maple Lane Nursing Home		1			1
CVS IL2297652CV CHICAGO		1			1
Grand Junction VAMC		1			1
ALL CHILDRENS PEDIATRIC CLINIC			1	100%	1
PHYSICIANS LAB INC			1	100%	1
ASSOCIATESMD			1	100%	1
BROOKDALE FORT WALTON BEACH			1	100%	1
PINEBROOK CARE AND REHABILITATION CENTER			1	100%	1
MINUTECLINIC DIAGNOSTIC OF NH, LLC (CL		1			1
MAYO MEDICAL LABORATORIES			1	100%	1
IMMY LABS			1	100%	1
SAINT JOSEPH'S HOSPITAL AND MEDICAL CENTER		1			1
Seal Rock Healthcare		1			1
Integrity Healthcare of Carbondale			1	100%	1
ST. LUKE'S HOSPITAL			1	100%	1
SONORAN DESERT PATHOLOGY			1	100%	1
CHI ST ALEXIUS TRANSITIONAL CARE UNIT		1			1
FASTMED URGENT CARE			1	100%	1
CHRISTUS GOOD SHEPHERD MEDICAL CENTER			1	100%	1
RM PHARMACY SERVICES INC		1			1
CHI ST. LUKE'S HEALTH BCM MEDICAL CENTER			1	100%	1
WESTON COUNTY HEALTH SERVICES			1	100%	1
Aspire Physical Recovery Center at Cahaba River		1			1
HALE KUPUNA HERITAGE HOME		1			1
ST. MARY MEDICAL CENTER		1			1
MT CARMEL NURSING HOME		1			1
Kroger 359 - The Little Clinic Bellevue		1			1
Ohman Family Living at Holly Assisted Living		1			1
Kroger 569 - The Little Clinic Gallatin		1			1
DAYTONA BEACH CENTRA CARE			1	100%	1
RIDGEFIELD PEDIATRIC ASSOCIATES		1			1
OHIO VALLEY MANOR NURSING &		1			1
Good Samaritan Society		1			1
ORMOND PEDIATRICS PA			1	100%	1
VERMONT DEPT OF HEALTH LABORATORY			1	100%	1
GARNET HEALTH DOCTORS		1			1
EXCEL URGENT CARE OF NJ			1	100%	1

COVID-19: testing by laboratory

Data through Mar 18, 2021 verified as of Mar 19, 2021 at 09:25 AM

Data in this report are provisional and subject to change.

The numbers in the table below represent the number of Florida and non-Florida residents for whom test results were received by the Department of Health. A person can be tested by more than one laboratory and can have both positive and negative results. **Therefore, the sum of the numbers in each column will be larger than the total number of people tested.**

Reporting lab	Inconclusive	Negative	Positive	Percent positive	Total
BRUNSWICK HEALTH AND REHABILITATION CE		1			1
MERCY – NORTH IOWA			1	100%	1
CARINGPLUS HOMECARE LLC			1	100%	1
Springdale Village		1			1
DIVERSICARE OF BIG SPRINGS		1			1
MID FLORIDA COMMUNITY SERVICES			1	100%	1
BEVERLY ADVANCED PRACTICE NURSING		1			1
SPEARE MEMORIAL HOSPITAL			1	100%	1
LAKESIDE MEDICAL CENTER		1			1
BOLLES SCHOOL, THE			1	100%	1
WALGREENS_CHICAGO		1			1
FAMILY MEDICAL CENTER		1			1
SUREPOINT URGENT CARE PADRE ISLAND			1	100%	1
VAULT MEDICAL SERVICES			1	100%	1
LAKEWOOD RANCH MEDICAL GROUP LLC			1	100%	1
LEHIGH PULMONARY ASSOCIATES			1	100%	1
SC-GA2018 SIMPSONVILLE REHABILITATION		1			1
OMNI HEALTHCARE URGENT CARE			1	100%	1
ST. JOHN HOSPITAL & MEDICAL CENTER			1	100%	1
Ramsey Village		1			1
CLERMONT HEALTH DEPARTMENT			1	100%	1
Dugan Memorial Home		1			1
HUDSON REGIONAL HOSPITAL			1	100%	1
ADVENTHEALTH DURAND			1	100%	1
CVS CA9823POCT SACRAMENTO		1			1
ANMED HEALTH MEDICAL CENTER			1	100%	1
WILLOWBROOKE COURT AT MATTHEWS GLEN		1			1
UNIVERSITY OF TOLEDO MEDICAL CENTER			1	100%	1
MERCY HEALTH			1	100%	1
Kroger 368 - The Little Clinic Frankfort West		1			1
IRA FIALKO DO			1	100%	1
PRIORITY CARE LLC			1	100%	1
SPHERE DX			1	100%	1
QLABS			1	100%	1
SACRED HEART HOSPITAL NURSING			1	100%	1
Signature Healthcare of Palm Beach			1	100%	1
Altenheim Senior Living		1			1
MEMORIAL SATILLA HEALTH			1	100%	1
JOHN PETER SMITH HOSPITAL- OB TRIAGE			1	100%	1
CORE OCCUPATIONAL RESOURCES, LLC			1	100%	1
HERNANDO COUNTY HEALTH DEPT			1	100%	1
FIT4LIFE MEDICAL CENTER			1	100%	1
LADY OF THE SEA HOSPITAL LAB			1	100%	1
Kroger - KRO62000426			1	100%	1
BRANDON OUTREACH CLINIC			1	100%	1
SEVEN HILLS HEALTHCARE GROUP LLC DBA		1			1

COVID-19: testing by laboratory

Data through Mar 18, 2021 verified as of Mar 19, 2021 at 09:25 AM

Data in this report are provisional and subject to change.

The numbers in the table below represent the number of Florida and non-Florida residents for whom test results were received by the Department of Health. A person can be tested by more than one laboratory and can have both positive and negative results. **Therefore, the sum of the numbers in each column will be larger than the total number of people tested.**

Reporting lab	Inconclusive	Negative	Positive	Percent positive	Total
MEDEX CLINIC LLC			1	100%	1
MANOR CARE OF DELRAY BEACH FL LLC		1			1
PALMETTO BAY MEDICAL CENTER			1	100%	1
ASHLEY PEDIATRICS DAY & NIGHT CLINIC			1	100%	1
Kroger 618 - The Little Clinic Trail Creek Village		1			1
NHC DICKSON		1			1
KROGER 915 - THE LITTLE CLINIC ANDERSON			1	100%	1
BAYLOR SCOTT AND WHITE MEDICAL CENTER -CENTENTENNIAL			1	100%	1
WALGREENS #10264		1			1
HABANA HEALTH CARE CENTER			1	100%	1
MD NOW URGENT CARE			1	100%	1
CENTRAL ALABAMA HEALTH CARE SYSTEM			1	100%	1
GREATER MIAMI DIALYSIS			1	100%	1
LP ELIZABETHTON		1			1
URGENT CARE OF KANSAS CITY			1	100%	1
BRISTOL CHILDRENS CLINIC			1	100%	1
Cooperstown Center for Nursing and Rehabilitation		1			1
OCCUPATIONAL HEALTH CENTER		1			1
SOUTHEASTERN PATHOLOGY ASSOCIATES			1	100%	1
UNIVERSITY OF MIAMI HOSPITALS & CLINIC			1	100%	1
MIDWEST COVENANT HOME, INC		1			1
Kroger - KRO03500568			1	100%	1
WALGREENS # 09788		1			1
CVS MA915POCT BEVERLY			1	100%	1
PREMIER FAMILY AND SPORTS MEDICINE LLC			1	100%	1
JACKSBORO URGENT CARE			1	100%	1
DISCOVERY AT HOME, LLC			1	100%	1
Kroger 353 - The Little Clinic Harpers Point		1			1
MEMORIAL HOSPITAL MIRAMAR WAIVED TESTING			1	100%	1
RURAL/METRO MIDSOUTH,		1			1
DIGESTIVE DISEASE CARE PC		1			1
VELOCITY URGENT CARE - LITTLE CREEK			1	100%	1
ALLIANCE LABORATORY SERVICES			1	100%	1
ADVENTHEALTH PHYSICIAN GROUP – APPLEWOOD			1	100%	1
Rio Grande City Nursing and Rehab Center			1	100%	1
AMERICAN MEDICAL RESPONSE - FARMER BRA		1			1
Kroger 465 - The Little Clinic Oakley		1			1
UT MD ANDERSON CANCER CENTER-TUMOR MARKER LAB			1	100%	1
Sharon Care Center			1	100%	1
WATERBURY HOSPITAL REFERENCE LAB			1	100%	1
CENTRAL FLORIDA HOSPITALIST			1	100%	1
BOCA RATON PHYSICIANS PA			1	100%	1
FLORIDA STATE UNIVERSITY HEALTH SERVICES			1	100%	1
MOUNT SINAI MEDICAL CENTER AVENTURA ER			1	100%	1
Isle Health and Rehabilitation Center			1	100%	1
HAMILTON CI MAIN UNIT ANNEX/ WORK CAMP			1	100%	1

COVID-19: testing by laboratory

Data through Mar 18, 2021 verified as of Mar 19, 2021 at 09:25 AM

Data in this report are provisional and subject to change.

The numbers in the table below represent the number of Florida and non-Florida residents for whom test results were received by the Department of Health. A person can be tested by more than one laboratory and can have both positive and negative results. **Therefore, the sum of the numbers in each column will be larger than the total number of people tested.**

Reporting lab	Inconclusive	Negative	Positive	Percent positive	Total
THE CHRIST HOSPITAL			1	100%	1
BLOOD SYSTEMS LABORATORIES			1	100%	1
CARENOW LAKE WORTH			1	100%	1
UUHC - REDSTONE HEALTH CENTER LABORATORY			1	100%	1
STANLY REGIONAL MEDICAL CENTER			1	100%	1
ARIZA WELLNESS CARE LLC			1	100%	1
NCH HEALTHCARE CREEKSIDE ENDOSCOPY			1	100%	1
CVS IN6608POCT NEW PALESTINE			1	100%	1
SANTA BARABARA ALF LLC (THE WINDSOR)			1	100%	1
Sunnybrook Rehabilitation Center			1	100%	1
LEELANAU OPCO, LLC		1			1
WILLOW DALE WELLNESS VILLAGE APARTMENT		1			1
Monument Health Custer Care Center		1			1
MEDEXPRESS URGENT CARE -HOWELL US HWY		1			1
SOUTH COUNTY MEDICAL CENTER			1	100%	1
Urgent Care 24/7 Orlando LLC			1	100%	1
FLORIDA KEYS PED AND ADOLES CTR			1	100%	1
CTMD MEDICAL CENTER, PA			1	100%	1
SOUTHWESTERN STATE HOSPITAL LABORATORY			1	100%	1
JOHNSON MEDICAL SERVICES			1	100%	1
Chateau Girardeau			1	100%	1
BAPTIST MINOR MEDICAL CENTER			1	100%	1
GOOD SAMARITAN SOCIETY-FOREST CITY		1			1
CVS M08595POCT RAYMORE		1			1
STATE OF CALIFORNIA DOH SERVICES			1	100%	1
SOUTHERN SPRINGS HEALTH CARE		1			1
SOUTHERN HILLS MEDICAL CENTER			1	100%	1
Big River Nursing and Rehab		1			1
CENTRAL TX URGENT CARE			1	100%	1
NORTH SHORE HEMATOLOGY-ONCOLOGY ASSOCIATES		1			1
BALLAD HEALTH MEDICAL ASSOCIATES URGENT CARE			1	100%	1
CYPRESS CREEK OUTPATIENT SURGICAL CTR, LLC			1	100%	1
MEMORIAL HERMANN MEDICAL GROUP-ATASCOCITA PEDS			1	100%	1
Troy Center for Rehabilitation & Nursing		1			1
PASTEUR MEDICAL HIALEAH GARDEN LLC			1	100%	1
PHYSICIANS PREMIER			1	100%	1
Brynwood Health & Rehabilitation Center			1	100%	1
PALMETTO LANDING			1	100%	1
MEDEXPRESS URGENT CARE - VINELAND S MA		1			1
CONWAY - SHERWOOD URGENT CARE			1	100%	1
WINTER PARK MEMORIAL HOSPITAL LABORATORY		1			1
LEXINGTON HOSPITAL CORPORATION			1	100%	1
LOPEZ		1			1
INDIAN RIVER CLINICAL LABORATORY, INC.		1			1
FLAGLER CARE CENTER			1	100%	1
UF HEALTH - WILDLIGHT			1	100%	1

COVID-19: testing by laboratory

Data through Mar 18, 2021 verified as of Mar 19, 2021 at 09:25 AM

Data in this report are provisional and subject to change.

The numbers in the table below represent the number of Florida and non-Florida residents for whom test results were received by the Department of Health. A person can be tested by more than one laboratory and can have both positive and negative results. **Therefore, the sum of the numbers in each column will be larger than the total number of people tested.**

Reporting lab	Inconclusive	Negative	Positive	Percent positive	Total
WINTER GARDEN CHILDREN'S HEALTH CENTERS			1	100%	1
Highland Pines Health and Rehab		1			1
HEALTH PLUS SUNRISE MEDICAL OFFICE			1	100%	1
GATEWAY HEALTHCARE, PC			1	100%	1
CHESAPEAKE REGIONAL MEDICAL CENTER			1	100%	1
LAKE VISTA DIALYSIS			1	100%	1
HCL LABORATORIES			1	100%	1
FHPG INTERNAL MEDICINE OF BRANDON			1	100%	1
NORTHSIDE FAMILY MEDICINE AND URGENT CARE (CUMMING)		1			1
APPLECARE BRUNSWICK			1	100%	1
CENTRAL TX MEDICAL CENTER - LAB			1	100%	1
LADY LAKE FAMILY MEDICINE			1	100%	1
SPARTA HEALTH & REHAB		1			1
HAYS CLINICAL LAB			1	100%	1
CONCIERGE INTERNAL MEDICINE ASSOCIATES			1	100%	1
CFCH - FROSTPROOF			1	100%	1
TANGLEWOOD MANOR		1			1
MACKINAC STRAITS LONG TERM CARE UNIT		1			1
Birmingham Nursing & Rehab Center		1			1
LabCorp of America			1	100%	1
PALATKA VA CBOC		1			1
APEX HOME HEALTHCARE			1	100%	1
MEDICAL ASSOCIATES OF BREVARD LLC		1			1
NASON HOSPITAL			1	100%	1
TERRELL URGENT CARE			1	100%	1
FAIRVIEW SOUTHDALE			1	100%	1
UPSON REGIONAL MEDICAL CENTER			1	100%	1
MEADOWS PARK HEALTH AND REHABILITATION		1			1
WEILL CORNELL MEDICAL ASSOCIATES - EAST SIDE		1			1
GENERATIONS CENTER OF SPENCER		1			1
CARESPOT - LEE VISTA			1	100%	1
NFRC CLINICAL LAB			1	100%	1
PM PEDIATRICS OF BAYSIDE PLLC - BELLER		1			1
ALLIED PEDIATRICS & FAMILY MEDICINE			1	100%	1
MEDEXPRESS URGENT CARE - NUTLEY		1			1
ANDERSON REGIONAL MEDICAL CENTER			1	100%	1
TAMPA HEALTH CARE PROVIDERS PA		1			1
SJMC PHYSICIAN SERVICES			1	100%	1
NORTHERN KENTUCKY HEALTH DEPARTMENT			1	100%	1
ASSISTED LIVING AT TREZEVANT		1			1
SHAH			1	100%	1
EAST CORE LAB			1	100%	1
Hillside Rehab and Care Center			1	100%	1
LOURDES URGENT CARE			1	100%	1
COLOMBO'S PHARMACY		1			1
ADVANCED INDIVIDUALIZED MEDICINE OF NAPLES			1	100%	1

COVID-19: testing by laboratory

Data through Mar 18, 2021 verified as of Mar 19, 2021 at 09:25 AM

Data in this report are provisional and subject to change.

The numbers in the table below represent the number of Florida and non-Florida residents for whom test results were received by the Department of Health. A person can be tested by more than one laboratory and can have both positive and negative results. **Therefore, the sum of the numbers in each column will be larger than the total number of people tested.**

Reporting lab	Inconclusive	Negative	Positive	Percent positive	Total
MEDEXPRESS URGENT CARE - CINNAMINSON		1			1
BAYLOR SCOTT & WHITE MEDICAL SURGICAL CLINIC			1	100%	1
YOUR HEALTH PEDIATRICS			1	100%	1
UW MEDICINE CHU LAB			1	100%	1
CLERMONT PEDIATRICS, PA			1	100%	1
HARRIS URGENT CARE CENTER			1	100%	1
Peninsula Nursing and Rehabilitation Center		1			1
Total	95,632	17,517,513	2,576,494	13%	20,189,639