

# COVID-19: summary of cases and monitoring

Data through Mar 17, 2021 verified as of Mar 18, 2021 at 09:25 AM

Data in this report are provisional and subject to change.

Cases: people with positive PCR or antigen test result		Cases: people with positive PCR or antigen test result	
Total cases		Risk factors for Florida residents	
Florida residents	1,957,314	Traveled	15,530
Non-Florida residents	36,803	Contact with a known case	765,930
Type of testing		Traveled and contact with a known case	21,149
Florida residents	1,957,314	Neither	1,154,705
Positive by BPHL/CDC	72,057	No travel and no contact	230,255
Positive by commercial/hospital lab	1,885,257	Travel is unknown	665,468
PCR positive	1,584,173	Contact is unknown	432,121
Antigen positive	373,141	Contact is pending	427,373
Non-Florida residents	36,803	Travel can be unknown and contact can be unknown or pending for the same case, these numbers will sum to more than the "neither" total.	
Positive by BPHL/CDC	885		
Positive by commercial/hospital lab	35,918		
PCR positive	25,366		
Antigen positive	11,437		
Characteristics			
Florida residents hospitalized	82,997		
Florida resident deaths	32,598		
Non-Florida resident deaths	621		
Hospitalized counts include anyone who was hospitalized at some point during their illness. It does not reflect the number of people currently hospitalized.			
More information on deaths identified through death certificate data is available on the National Center for Health Statistics website at <a href="http://www.cdc.gov/nchs/nvss/vsrr/COVID19/index.htm">www.cdc.gov/nchs/nvss/vsrr/COVID19/index.htm</a> .			

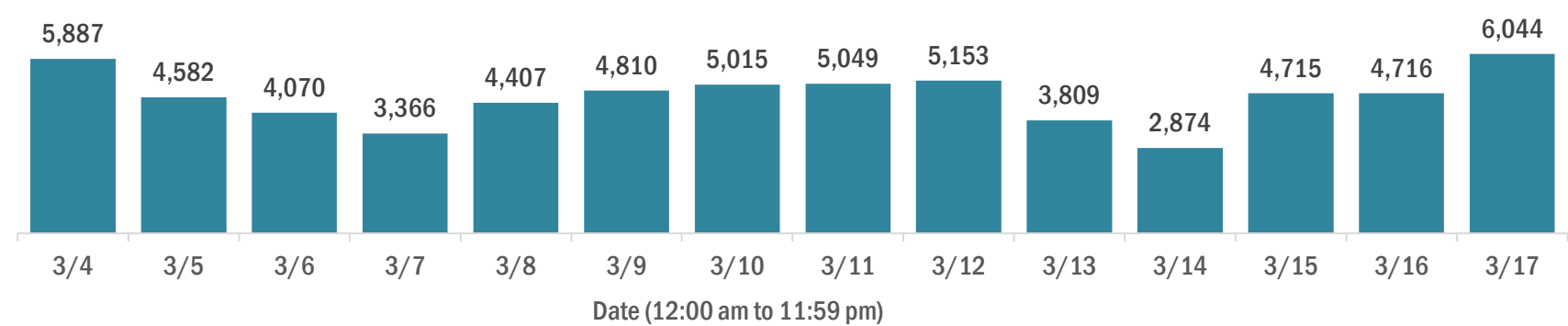
# COVID-19: summary of laboratory testing

Data through Mar 17, 2021 verified as of Mar 18, 2021 at 09:25 AM

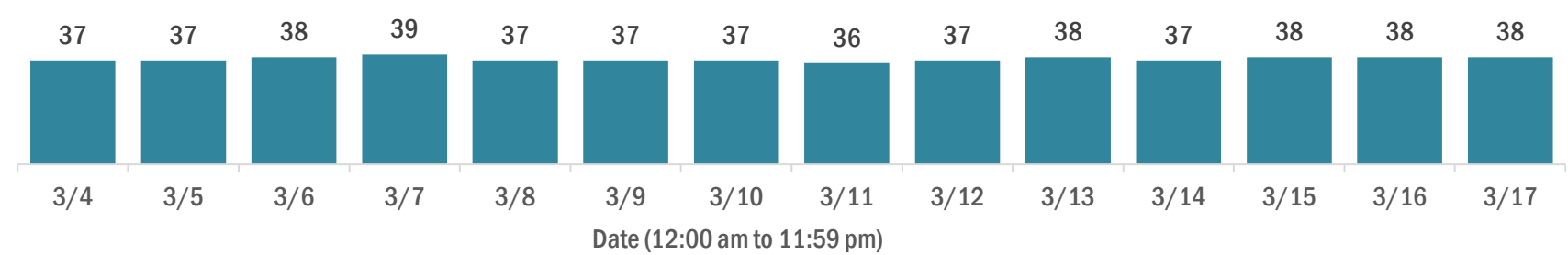
Data in this report are provisional and subject to change.

## Cases in Florida residents per day for the past 2 weeks

Number of cases per day



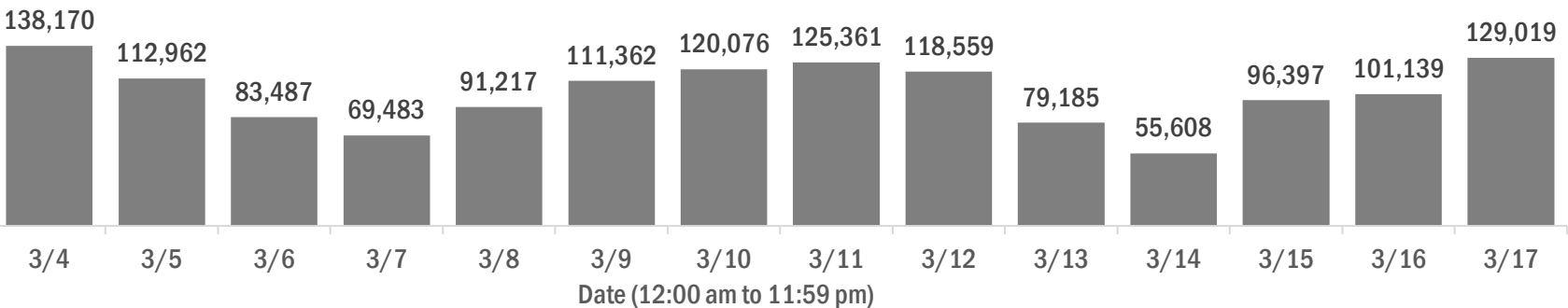
Median age of cases by day



## Laboratory testing for Florida residents over the past 2 weeks

### Number of Florida residents tested per day

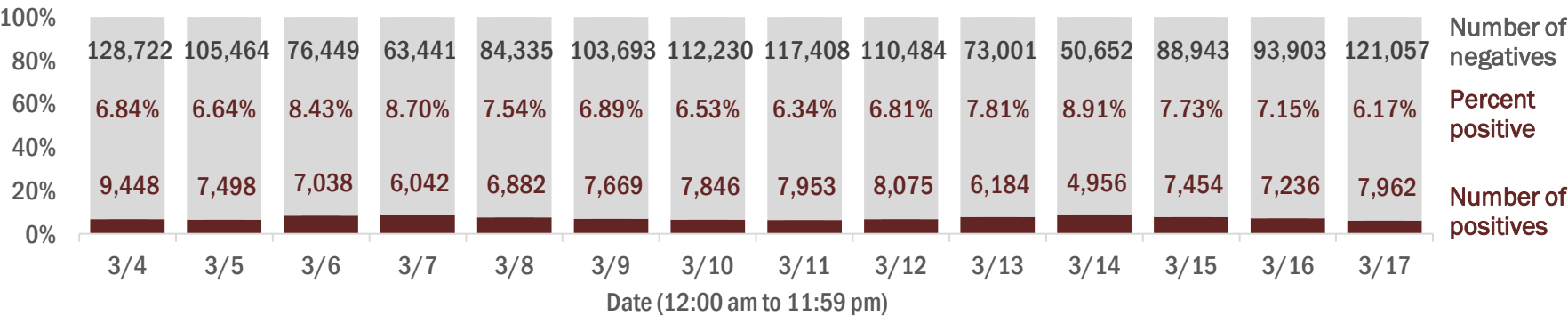
These counts include the number of people for whom the Department received PCR or antigen laboratory results by day. People tested on multiple days will be included for each day a new result was received. A person is only counted once for each day they are tested, regardless of whether multiple specimens are tested or multiple results are received.



### Number and percent of Florida residents with positive test results

The percent of positive results ranged from 6.17% to 8.91% over the past 2 weeks and was 6.17% yesterday.

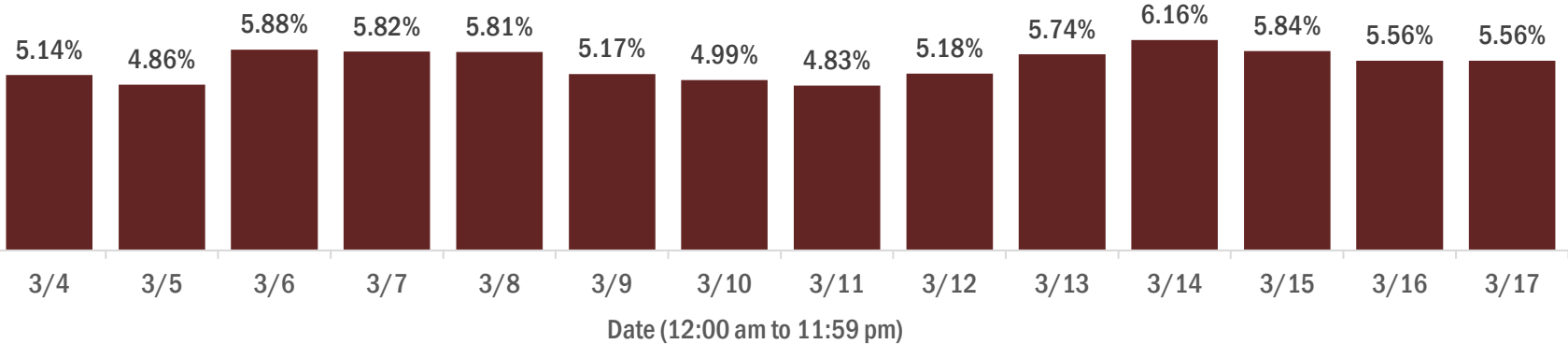
These counts include the number of people for whom the Department received PCR or antigen laboratory results by day. People tested on multiple days will be included for each day a new result was received. A person is only counted once for each day they are tested, regardless of whether multiple specimens are tested or multiple results are received. If a person has a positive specimen and a negative specimen in the same day, only the positive result is counted.



### Percent positivity for new cases in Florida residents

The percent of positive results ranged from 4.83% to 6.16% over the past 2 weeks and was 5.56% yesterday.

This percent is the number of people who test PCR- or antigen-positive for the first time divided by all the people tested that day, excluding people who have previously tested positive.



# COVID-19: characteristics of 1,957,314 Florida resident cases

Data through Mar 17, 2021 verified as of Mar 18, 2021 at 09:25 AM

Data in this report are provisional and subject to change.

Age group	Cases		Hospitalizations		Deaths	
0-4 years	39,325	2%	546	1%	1	0%
5-14 years	122,748	6%	530	1%	5	0%
15-24 years	301,155	15%	2,064	2%	40	0%
25-34 years	339,929	17%	4,038	5%	174	1%
35-44 years	303,063	15%	6,044	7%	492	2%
45-54 years	298,125	15%	9,353	11%	1,239	4%
55-64 years	258,333	13%	14,074	17%	3,483	11%
65-74 years	161,714	8%	17,331	21%	6,914	21%
75-84 years	89,515	5%	17,350	21%	9,941	30%
85+ years	42,135	2%	11,659	14%	10,309	32%
Unknown	1,272	0%	8	0%	0	0%
Total	1,957,314		82,997		32,598	

Gender	Cases	
Female	1,023,247	52%
Male	919,515	47%
Unknown	14,552	1%
Total	1,957,314	

Ethnicity	Cases		Hospitalizations		Deaths	
Hispanic	625,855	32%	21,096	25%	7,576	23%
Non-Hispanic	944,798	48%	57,919	70%	22,847	70%
Unknown	386,661	20%	3,982	5%	2,175	7%
Total	1,957,314		82,997		32,598	

Race and ethnicity	Cases		Hospitalizations		Deaths	
White	1,102,872	56%	54,249	65%	23,859	73%
Hispanic	418,150	21%	15,059	18%	6,051	19%
Non-Hispanic	602,703	31%	37,528	45%	16,715	51%
Unknown	82,019	4%	1,662	2%	1,093	3%
Black	258,546	13%	17,252	21%	5,179	16%
Hispanic	15,113	1%	726	1%	217	1%
Non-Hispanic	222,293	11%	16,173	19%	4,781	15%
Unknown	21,140	1%	353	0%	181	1%
Other race	295,214	15%	9,204	11%	2,599	8%
Hispanic	148,848	8%	4,827	6%	1,139	3%
Non-Hispanic	100,755	5%	3,954	5%	1,237	4%
Unknown	45,611	2%	423	1%	223	1%
Unknown race	300,682	15%	2,292	3%	961	3%
Hispanic	43,744	2%	484	1%	169	1%
Non-Hispanic	19,047	1%	264	0%	114	0%
Unknown	237,891	12%	1,544	2%	678	2%
Total	1,957,314		82,997		32,598	

**Hospitalization** counts include anyone who was hospitalized at some point during their illness. It does not reflect the number of people currently hospitalized. **Other race** includes any person with a race of American Indian/Alaskan native, Asian, native Hawaiian/Pacific Islander, or other.

# COVID-19: deaths in Florida residents and staff of long-term care facilities

Data through Mar 17, 2021 verified as of Mar 18, 2021 at 09:25 AM

Data in this report are provisional and subject to change.

For current cases in residents or staff of long-term care facilities, please visit: <https://floridahealthcovid19.gov/>

County	Deaths		County	Deaths		County	Deaths	
Palm Beach	1048	<div></div> 10%	Okaloosa	160	<div></div> 1%	Gilchrist	19	<div></div> 0%
Dade	996	<div></div> 9%	Hernando	156	<div></div> 1%	Calhoun	17	<div></div> 0%
Pinellas	882	<div></div> 8%	Osceola	139	<div></div> 1%	Gulf	17	<div></div> 0%
Broward	652	<div></div> 6%	Charlotte	133	<div></div> 1%	Flagler	16	<div></div> 0%
Hillsborough	556	<div></div> 5%	Clay	119	<div></div> 1%	Wakulla	16	<div></div> 0%
Polk	415	<div></div> 4%	Indian River	116	<div></div> 1%	Bradford	14	<div></div> 0%
Duval	411	<div></div> 4%	Leon	95	<div></div> 1%	Gadsden	14	<div></div> 0%
Brevard	391	<div></div> 4%	Bay	88	<div></div> 1%	Washington	13	<div></div> 0%
Sarasota	386	<div></div> 4%	Jackson	87	<div></div> 1%	Baker	12	<div></div> 0%
Orange	385	<div></div> 4%	St. Johns	87	<div></div> 1%	Holmes	10	<div></div> 0%
Lee	338	<div></div> 3%	Highlands	83	<div></div> 1%	Jefferson	10	<div></div> 0%
Marion	319	<div></div> 3%	Santa Rosa	80	<div></div> 1%	Franklin	9	<div></div> 0%
Volusia	286	<div></div> 3%	Alachua	75	<div></div> 1%	Lafayette	8	<div></div> 0%
Escambia	278	<div></div> 3%	Suwannee	59	<div></div> 1%	Levy	7	<div></div> 0%
St. Lucie	235	<div></div> 2%	Columbia	51	<div></div> 0%	Desoto	6	<div></div> 0%
Seminole	227	<div></div> 2%	Sumter	45	<div></div> 0%	Monroe	5	<div></div> 0%
Lake	223	<div></div> 2%	Putnam	39	<div></div> 0%	Dixie	4	<div></div> 0%
Pasco	219	<div></div> 2%	Nassau	35	<div></div> 0%	Taylor	3	<div></div> 0%
Manatee	191	<div></div> 2%	Hendry	29	<div></div> 0%	Hardee	2	<div></div> 0%
Collier	190	<div></div> 2%	Walton	28	<div></div> 0%	Hamilton	1	<div></div> 0%
Citrus	176	<div></div> 2%	Okeechobee	24	<div></div> 0%	Liberty	1	<div></div> 0%
Martin	164	<div></div> 2%	Madison	20	<div></div> 0%	Total	10,920	

**Note:** cases are summarized by the county of usual residence. Residents and staff may be cases associated with facilities that are not in their county of usual residence, resulting in cases being included below for counties that do not have facilities with known cases.

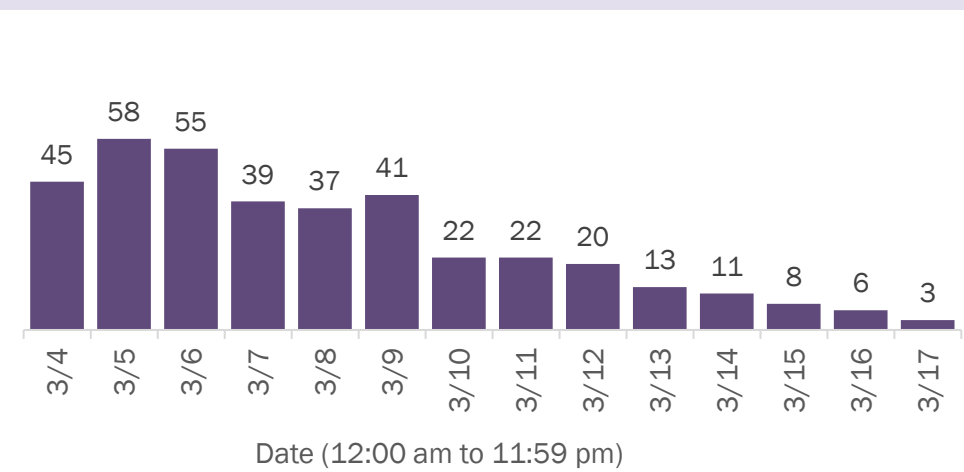
# COVID-19: cases in Florida residents who have died

Data through Mar 17, 2021 verified as of Mar 18, 2021 at 09:25 AM

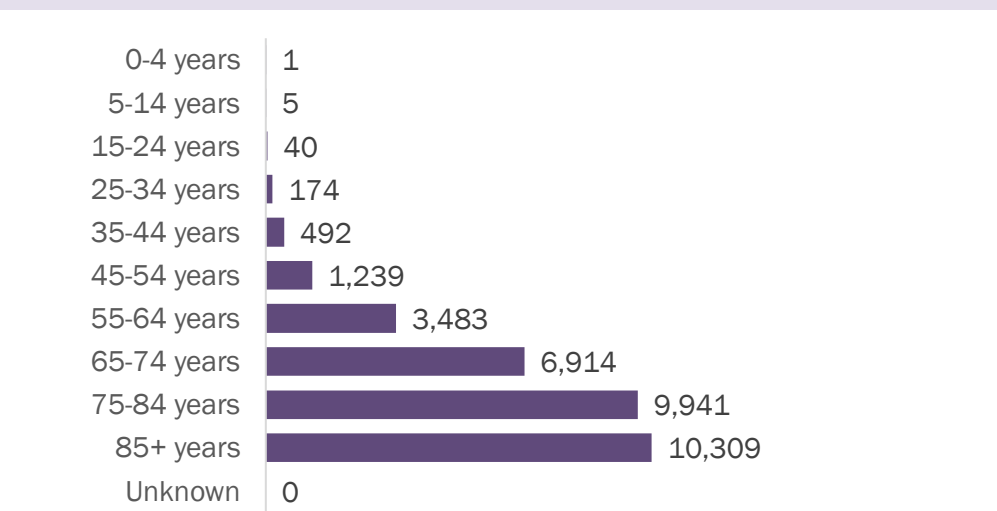
Data in this report are provisional and subject to change.

Demographics for all identified COVID-19 deaths: 32,598

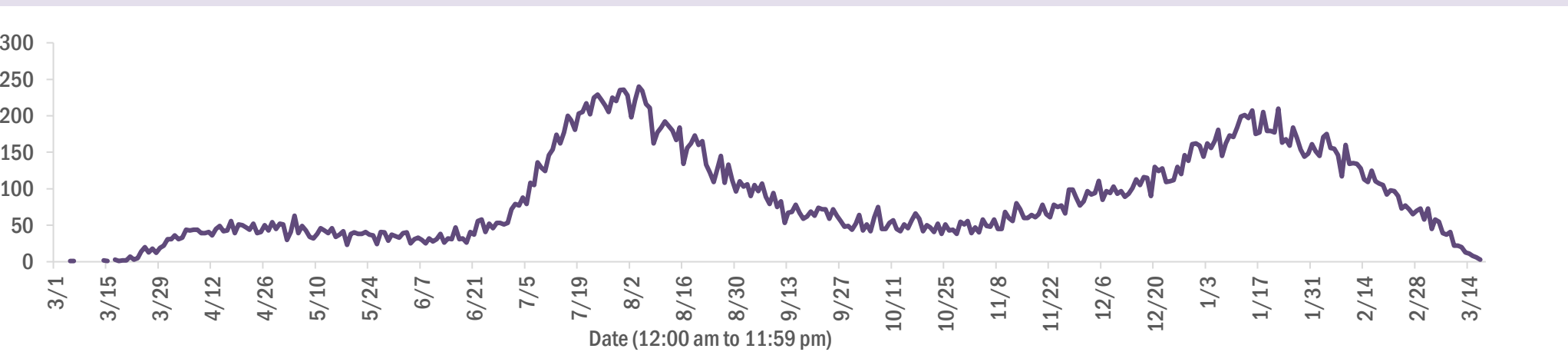
Deaths by date of death for the past 2 weeks



Deaths by age group



Deaths by date of death since March 2020



Age group	Deaths	Cases	Case fatality rate	Mortality rate per 100,000 population
0-4 years	1	39,325	0.0%	0.1
5-14 years	5	122,748	0.0%	0.2
15-24 years	40	301,155	0.0%	1.6
25-34 years	174	339,929	0.1%	6.1
35-44 years	492	303,063	0.2%	18.9
45-54 years	1,239	298,125	0.4%	44.5
55-64 years	3,483	258,333	1.3%	120.4
65-74 years	6,914	161,714	4.3%	284.9
75-84 years	9,941	89,515	11.1%	707.9
85+ years	10,309	42,135	24.5%	1785.0
Unknown	0	1,272	0.0%	
Total	32,598	1,957,314	1.7%	150.9

Gender	Deaths	Cases	Case fatality rate	Mortality rate per 100,000 population
Female	14,315	1,023,247	1.4%	129.7
Male	18,282	919,515	2.0%	173.1
Unknown	1	14,552	0.0%	
Total	32,598	1,957,314	1.7%	150.9

Race	Deaths	Cases	Case fatality rate	Mortality rate per 100,000 population
Other	2,599	295,214	0.9%	208.9
White	23,859	1,102,872	2.2%	142.9
Black	5,179	258,546	2.0%	141.6
Unknown	961	300,682	0.3%	
Total	32,598	1,957,314	1.7%	150.9

Ethnicity	Deaths	Cases	Case fatality rate	Mortality rate per 100,000 population
Hispanic	7,576	625,855	1.2%	133.4
Non-Hispanic	22,847	944,798	2.4%	143.5
Unknown	2,175	386,661	0.6%	
Total	32,598	1,957,314	1.7%	150.9

# COVID-19: characteristics of 1,957,314 cases

Data through Mar 17, 2021 verified as of Mar 18, 2021 at 09:25 AM

Data in this report are provisional and subject to change.

Tables below include cases in Florida residents and non-Florida residents.

All 67 Florida counties have cases:

County	FL resident cases		Non-FL resident cases	Total cases	FL resident deaths	FL death rate
Dade	425,646	<div></div> 22%	5,296	430,942	5,710	1.3%
Broward	203,792	<div></div> 10%	2,393	206,185	2,572	1.3%
Palm Beach	124,922	<div></div> 6%	2,189	127,111	2,594	2.1%
Orange	117,551	<div></div> 6%	1,673	119,224	1,158	1.0%
Hillsborough	116,059	<div></div> 6%	981	117,040	1,573	1.4%
Duval	89,596	<div></div> 5%	1,489	91,085	1,258	1.4%
Pinellas	67,960	<div></div> 3%	1,707	69,667	1,522	2.2%
Lee	58,423	<div></div> 3%	2,028	60,451	905	1.5%
Polk	58,983	<div></div> 3%	417	59,400	1,209	2.0%
Osceola	37,749	<div></div> 2%	632	38,381	471	1.2%
Volusia	35,720	<div></div> 2%	608	36,328	697	2.0%
Brevard	35,294	<div></div> 2%	631	35,925	787	2.2%
Pasco	34,726	<div></div> 2%	313	35,039	679	2.0%
Escambia	30,921	<div></div> 2%	3,571	34,492	659	2.1%
Manatee	32,836	<div></div> 2%	745	33,581	630	1.9%
Collier	30,405	<div></div> 2%	1,159	31,564	484	1.6%
Leon	29,021	<div></div> 1%	869	29,890	296	1.0%
Seminole	28,480	<div></div> 1%	213	28,693	449	1.6%
Marion	28,374	<div></div> 1%	139	28,513	902	3.2%
Sarasota	26,910	<div></div> 1%	1,344	28,254	751	2.8%
Lake	25,421	<div></div> 1%	410	25,831	593	2.3%
St. Lucie	23,139	<div></div> 1%	167	23,306	563	2.4%
Alachua	22,651	<div></div> 1%	260	22,911	252	1.1%
St. Johns	20,383	<div></div> 1%	290	20,673	201	1.0%
Okaloosa	19,335	<div></div> 1%	210	19,545	342	1.8%
Bay	18,612	<div></div> 1%	738	19,350	366	2.0%
Santa Rosa	17,306	<div></div> 1%	221	17,527	276	1.6%
Clay	17,018	<div></div> 1%	45	17,063	323	1.9%
Hernando	11,839	<div></div> 1%	91	11,930	435	3.7%
Indian River	11,342	<div></div> 1%	96	11,438	274	2.4%
Charlotte	10,920	<div></div> 1%	176	11,096	388	3.6%
Martin	10,853	<div></div> 1%	196	11,049	299	2.8%
Citrus	10,009	<div></div> 1%	85	10,094	420	4.2%
Sumter	8,348	<div></div> 0%	94	8,442	242	2.9%
Nassau	7,463	<div></div> 0%	430	7,893	118	1.6%

County	FL resident cases		Non-FL resident cases	Total cases	FL resident deaths	FL death rate
Columbia	7,718	<div></div> 0%	37	7,755	162	2.1%
Highlands	7,396	<div></div> 0%	81	7,477	312	4.2%
Walton	6,461	<div></div> 0%	763	7,224	81	1.3%
Flagler	6,277	<div></div> 0%	78	6,355	93	1.5%
Monroe	5,846	<div></div> 0%	335	6,181	48	0.8%
Jackson	5,949	<div></div> 0%	64	6,013	153	2.6%
Putnam	5,930	<div></div> 0%	19	5,949	133	2.2%
Gadsden	5,500	<div></div> 0%	16	5,516	91	1.7%
Suwannee	5,154	<div></div> 0%	28	5,182	135	2.6%
Hendry	4,380	<div></div> 0%	17	4,397	76	1.7%
Desoto	3,947	<div></div> 0%	19	3,966	79	2.0%
Okeechobee	3,599	<div></div> 0%	46	3,645	83	2.3%
Unknown	368	<div></div> 0%	3,131	3,499	0	0.0%
Baker	3,313	<div></div> 0%	15	3,328	58	1.8%
Wakulla	3,206	<div></div> 0%	12	3,218	52	1.6%
Levy	3,014	<div></div> 0%	13	3,027	43	1.4%
Bradford	2,880	<div></div> 0%	13	2,893	54	1.9%
Hardee	2,852	<div></div> 0%	14	2,866	35	1.2%
Taylor	2,680	<div></div> 0%	6	2,686	43	1.6%
Washington	2,630	<div></div> 0%	20	2,650	48	1.8%
Holmes	2,174	<div></div> 0%	31	2,205	45	2.1%
Madison	2,002	<div></div> 0%	26	2,028	43	2.1%
Gulf	1,868	<div></div> 0%	23	1,891	41	2.2%
Union	1,761	<div></div> 0%	1	1,762	70	4.0%
Calhoun	1,642	<div></div> 0%	3	1,645	42	2.6%
Lafayette	1,603	<div></div> 0%	0	1,603	25	1.6%
Hamilton	1,558	<div></div> 0%	19	1,577	23	1.5%
Dixie	1,533	<div></div> 0%	3	1,536	22	1.4%
Gilchrist	1,454	<div></div> 0%	4	1,458	37	2.5%
Jefferson	1,392	<div></div> 0%	22	1,414	24	1.7%
Franklin	1,256	<div></div> 0%	33	1,289	16	1.3%
Liberty	1,050	<div></div> 0%	1	1,051	17	1.6%
Glades	914	<div></div> 0%	4	918	16	1.8%
Total	1,957,314		36,803	1,994,117	32,598	1.7%



# COVID-19: characteristics of 1,957,314 Florida resident cases

Data through Mar 17, 2021 verified as of Mar 18, 2021 at 09:25 AM

Data in this report are provisional and subject to change.

The table below includes the cities and counties of residence for cases in Florida residents based on the patient's ZIP Code. Note that city is not always received as part of the initial notification and may be missing while the case is being investigated.

City and county	Cases
Miami, Dade	246,440
Orlando, Orange	86,800
Jacksonville, Duval	84,183
Tampa, Hillsborough	67,659
Hialeah, Dade	60,224
Fort Lauderdale, Broward	43,665
Hollywood, Broward	39,022
West Palm Beach, Palm Beach	30,538
Kissimmee, Osceola	29,128
Tallahassee, Leon	28,016
Homestead, Dade	26,023
Pensacola, Escambia	25,700
Naples, Collier	25,674
Saint Petersburg, Pinellas	24,899
Fort Myers, Lee	22,847
Bradenton, Manatee	21,403
Boca Raton, Palm Beach	21,130
Ocala, Marion	20,909
Lakeland, Polk	20,574
Pompano Beach, Broward	19,600
Gainesville, Alachua	18,014
Sarasota, Sarasota	16,613
Port Saint Lucie, St. Lucie	15,302
Lake Worth, Palm Beach	15,185
Cape Coral, Lee	14,846
Miami Beach, Dade	13,441
Clearwater, Pinellas	13,381
Miramar, Broward	13,303
Boynton Beach, Palm Beach	12,102
Panama City, Bay	11,835
Doral, Dade	11,756
Coral Springs, Broward	11,748
Miami Gardens, Dade	11,321
Saint Augustine, St. Johns	10,918
Melbourne, Brevard	10,194
Winter Haven, Polk	9,946
Delray Beach, Palm Beach	9,405
Lehigh Acres, Lee	9,245
Davie, Broward	8,936
Riverview, Hillsborough	8,859
Vero Beach, Indian River	8,719
Milton, Santa Rosa	8,357
Palm Bay, Brevard	8,181
New Port Richey, Pasco	8,016
Sunrise, Broward	8,004
Fort Pierce, St. Lucie	7,679
Saint Cloud, Osceola	7,477
Coral Gables, Dade	7,475
Largo, Pinellas	7,422
Apopka, Orange	7,276
Daytona Beach, Volusia	7,221
Spring Hill, Hernando	7,062
Plantation, Broward	7,039
Lake City, Columbia	7,026
Orange Park, Clay	6,942
North Miami Beach, Dade	6,845
Clermont, Lake	6,790
Davenport, Polk	6,699
Brandon, Hillsborough	6,630

# COVID-19: characteristics of 1,957,314 Florida resident cases

Data through Mar 17, 2021 verified as of Mar 18, 2021 at 09:25 AM

Data in this report are provisional and subject to change.

The table below includes the cities and counties of residence for cases in Florida residents based on the patient's ZIP Code. Note that city is not always received as part of the initial notification and may be missing while the case is being investigated.

City and county	Cases
Jupiter, Palm Beach	6,441
Sanford, Seminole	6,337
Weston, Broward	6,330
Plant City, Hillsborough	6,308
Deltona, Volusia	6,240
Deerfield Beach, Broward	5,930
Winter Garden, Orange	5,800
Tamarac, Broward	5,477
Fort Walton Beach, Okaloosa	5,378
Port Charlotte, Charlotte	5,360
Palm Coast, Flagler	5,275
Crestview, Okaloosa	5,152
Stuart, Martin	5,126
Wesley Chapel, Pasco	5,087
Coconut Creek, Broward	5,002
Palm Beach Gardens, Palm Beach	4,955
Margate, Broward	4,922
Land O Lakes, Pasco	4,865
Winter Park, Orange	4,806
Deland, Volusia	4,798
Palmetto, Manatee	4,750
Palm Harbor, Pinellas	4,748
Wellington, Palm Beach	4,673
Oviedo, Seminole	4,655
Miami Lakes, Dade	4,411
Opa Locka, Dade	4,350
Altamonte Springs, Seminole	4,318
Lutz, Hillsborough	4,246
Port Orange, Volusia	4,189
Middleburg, Clay	4,161
Haines City, Polk	4,131
Brooksville, Hernando	4,127
Valrico, Hillsborough	4,086
Venice, Sarasota	4,063
North Port, Sarasota	4,033
The Villages, Sumter	4,016
Live Oak, Suwannee	4,009
Hallandale, Broward	3,997
Leesburg, Lake	3,958
Sebring, Highlands	3,955
Ocoee, Orange	3,952
Punta Gorda, Charlotte	3,950
Pembroke Pines, Broward	3,923
Saint Johns, St. Johns	3,844
Arcadia, Desoto	3,839
Seminole, Pinellas	3,728
Bonita Springs, Lee	3,715
Zephyrhills, Pasco	3,697
Ormond Beach, Volusia	3,684
Navarre, Santa Rosa	3,614
Okeechobee, Okeechobee	3,588
Pinellas Park, Pinellas	3,449
Windermere, Orange	3,422
Longwood, Seminole	3,383
Immokalee, Collier	3,382
North Lauderdale, Broward	3,377
North Miami, Dade	3,358
Ruskin, Hillsborough	3,325
Cocoa, Brevard	3,271



# COVID-19: characteristics of 1,957,314 Florida resident cases

Data through Mar 17, 2021 verified as of Mar 18, 2021 at 09:25 AM

Data in this report are provisional and subject to change.

The table below includes the cities and counties of residence for cases in Florida residents based on the patient's ZIP Code. Note that city is not always received as part of the initial notification and may be missing while the case is being investigated.

City and county	Cases
Gulf Breeze, Santa Rosa	3,260
Niceville, Okaloosa	3,212
Cantonment, Escambia	3,113
Panama City Beach, Bay	3,019
Lake Worth Beach, Palm Beach	2,990
Jacksonville Beach, Duval	2,978
Key West, Monroe	2,959
Quincy, Gadsden	2,931
Casselberry, Seminole	2,915
Crawfordville, Wakulla	2,876
Hudson, Pasco	2,834
Port Richey, Pasco	2,831
Dade City, Pasco	2,825
Titusville, Brevard	2,812
Bartow, Polk	2,764
Cutler Ridge, Dade	2,754
Palatka, Putnam	2,749
North Fort Myers, Lee	2,748
Oakland Park, Broward	2,730
Fernandina Beach, Nassau	2,702
Winter Springs, Seminole	2,692
Green Cove Springs, Clay	2,669
Lake Mary, Seminole	2,646
Kissimmee, Polk	2,616
Aventura, Dade	2,612
Auburndale, Polk	2,596
Merritt Island, Brevard	2,552
Ponte Vedra Beach, St. Johns	2,551
Lake Wales, Polk	2,528
Perry, Taylor	2,514
New Smyrna Beach, Volusia	2,513
Lynn Haven, Bay	2,465
Tarpon Springs, Pinellas	2,458
Inverness, Citrus	2,385
Marianna, Jackson	2,382
Belle Glade, Palm Beach	2,374
Parkland, Broward	2,314
Clewiston, Hendry	2,294
Eustis, Lake	2,275
Fleming Island, Clay	2,260
Santa Rosa Beach, Walton	2,242
Wimauma, Hillsborough	2,236
Cooper City, Broward	2,235
Royal Palm Beach, Palm Beach	2,232
Dunedin, Pinellas	2,225
Loxahatchee, Palm Beach	2,201
Esteros, Lee	2,192
Holiday, Pasco	2,122
Defuniak Springs, Walton	2,055
Chipley, Washington	2,041
Rockledge, Brevard	2,031
Key Biscayne, Dade	2,030
Sarasota, Manatee	2,025
Parrish, Manatee	2,019
Destin, Okaloosa	1,976
Labelle, Hendry	1,947
Starke, Bradford	1,944
Palm City, Martin	1,941
Mount Dora, Lake	1,937

# COVID-19: characteristics of 1,957,314 Florida resident cases

Data through Mar 17, 2021 verified as of Mar 18, 2021 at 09:25 AM

Data in this report are provisional and subject to change.

The table below includes the cities and counties of residence for cases in Florida residents based on the patient's ZIP Code. Note that city is not always received as part of the initial notification and may be missing while the case is being investigated.

City and county	Cases
Odessa, Hillsborough	1,929
Avon Park, Highlands	1,912
Riviera Beach, Palm Beach	1,909
Mulberry, Polk	1,892
Tavares, Lake	1,853
Seffner, Hillsborough	1,845
Summerfield, Marion	1,775
Yulee, Nassau	1,771
Groveland, Lake	1,742
Pinecrest, Dade	1,719
Lithia, Hillsborough	1,712
Wauchula, Hardee	1,665
Maitland, Orange	1,660
Orange City, Volusia	1,652
Macclenny, Baker	1,623
Sebastian, Indian River	1,603
Callahan, Nassau	1,588
Missing, Dade	1,585
Mayo, Lafayette	1,574
Lady Lake, Lake	1,567
Palmetto Bay, Dade	1,563
Bonifay, Holmes	1,556
Coconut Grove, Dade	1,550
Carol City, Dade	1,546
Ponte Vedra, St. Johns	1,544
Homosassa, Citrus	1,536
Crystal River, Citrus	1,514
Crossings, Dade	1,482
Dania, Broward	1,477
Lake Placid, Highlands	1,400
Pace, Santa Rosa	1,398
Gibsonton, Hillsborough	1,392
Oldsmar, Pinellas	1,369
Lake Butler, Union	1,365
Sun City Center, Hillsborough	1,361
Florida City, Dade	1,357
Hobe Sound, Martin	1,349
Dover, Hillsborough	1,346
Atlantic Beach, Duval	1,330
Madison, Madison	1,328
Apollo Beach, Hillsborough	1,328
Edgewater, Volusia	1,301
Dunnellon, Marion	1,298
Palm Springs, Palm Beach	1,292
Biscayne Park, Dade	1,284
Debary, Volusia	1,276
Monticello, Jefferson	1,274
Alachua, Alachua	1,258
Indiantown, Martin	1,239
Bellevue, Marion	1,236
Graceville, Jackson	1,221
North Palm Beach, Palm Beach	1,200
Lantana, Palm Beach	1,185
Century, Escambia	1,170
South Miami, Dade	1,143
Newberry, Alachua	1,126
Lecanto, Citrus	1,110
Safety Harbor, Pinellas	1,094
Ellenton, Manatee	1,089

# COVID-19: characteristics of 1,957,314 Florida resident cases

Data through Mar 17, 2021 verified as of Mar 18, 2021 at 09:25 AM

Data in this report are provisional and subject to change.

The table below includes the cities and counties of residence for cases in Florida residents based on the patient's ZIP Code. Note that city is not always received as part of the initial notification and may be missing while the case is being investigated.

City and county	Cases
Williston, Levy	1,088
Havana, Gadsden	1,084
Jensen Beach, Martin	1,079
El Portal, Dade	1,075
Beverly Hills, Citrus	1,060
Hilliard, Nassau	1,058
Freeport, Walton	1,040
Satellite Beach, Brevard	1,035
Blountstown, Calhoun	1,034
Lauderhill, Broward	1,025
Jasper, Hamilton	1,021
Trenton, Gilchrist	987
Wildwood, Sumter	981
Wilton Manors, Broward	973
Wewahitchka, Gulf	960
Nokomis, Sarasota	956
Sanderson, Baker	943
Englewood, Charlotte	940
Keystone Heights, Clay	933
Hernando, Citrus	927
Mary Esther, Okaloosa	917
Frostproof, Polk	915
Fellsmere, Indian River	915
Key Largo, Monroe	910
Everglades National Park, Dade	904
Dunnellon, Citrus	891
Bushnell, Sumter	890
Polk City, Polk	890
Fisher Island, Dade	883
Port Saint Joe, Gulf	878
Shalimar, Okaloosa	877
Lauderdale Lakes, Broward	875
Medley, Dade	867
Moore Haven, Glades	855
Coleman, Sumter	839
Bristol, Liberty	815
Cross City, Dixie	814
Pahokee, Palm Beach	806
South Bay, Palm Beach	800
Marco Island, Collier	795
Chiefland, Levy	780
Cocoa Beach, Brevard	779
Fort Meade, Polk	773
High Springs, Alachua	756
Trinity, Pasco	747
Sorrento, Lake	743
Minneola, Lake	743
Glen Saint Mary, Baker	742
Spring Hill, Pasco	741
Indialantic, Brevard	737
Englewood, Sarasota	728
Chattahoochee, Gadsden	728
Thonotosassa, Hillsborough	719
Fruitland Park, Lake	716
Olympia Heights, Dade	704
Crescent City, Putnam	702
Uleta, Dade	701
Miramar Beach, Walton	700
Marathon, Monroe	698

# COVID-19: characteristics of 1,957,314 Florida resident cases

Data through Mar 17, 2021 verified as of Mar 18, 2021 at 09:25 AM

Data in this report are provisional and subject to change.

The table below includes the cities and counties of residence for cases in Florida residents based on the patient's ZIP Code. Note that city is not always received as part of the initial notification and may be missing while the case is being investigated.

City and county	Cases
Southwest Ranches, Broward	696
Interlachen, Putnam	687
Coral, Dade	679
Umatilla, Lake	667
Fort Myers Beach, Lee	666
Lawtey, Bradford	664
Bowling Green, Hardee	663
Old Town, Dixie	660
Jacksonville, St. Johns	647
Lake Alfred, Polk	643
West Melbourne, Brevard	638
Fort White, Columbia	631
Neptune Beach, Duval	625
Silver Springs, Marion	604
Baker, Okaloosa	586
Weeki Wachee, Hernando	583
South Daytona, Volusia	569
Belle Isle, Orange	567
Bronson, Levy	565
Palm Beach, Palm Beach	562
Clearwater Beach, Pinellas	561
Surfside, Dade	554
Sneads, Jackson	551
Bunnell, Flagler	547
Gulfport, Pinellas	546
Jay, Santa Rosa	544
Carrabelle, Franklin	523
Mascotte, Lake	505
Hawthorne, Alachua	499
Rotunda West, Charlotte	495
Sweetwater, Dade	491
Oakland, Orange	484
Molino, Escambia	483
Cottondale, Jackson	483
Oxford, Sumter	479
Citra, Marion	478
Youngstown, Bay	468
Zolfo Springs, Hardee	468
Midway, Gadsden	467
Myakka City, Manatee	463
Florida State University, Leon	463
Ocklawaha, Marion	458
Cape Canaveral, Brevard	455
Mims, Brevard	454
Melbourne Beach, Brevard	454
East Palatka, Putnam	451
Tavernier, Monroe	449
Indian Harbour Beach, Brevard	445
Altha, Calhoun	436
Alva, Lee	434
Dundee, Polk	432
Bell, Gilchrist	428
Flagler Beach, Flagler	426
Celebration, Osceola	425
Branford, Suwannee	425
Bal Harbour, Dade	420
Apalachicola, Franklin	413
Centerville, Leon	395
Haverhill, Palm Beach	391

# COVID-19: characteristics of 1,957,314 Florida resident cases

Data through Mar 17, 2021 verified as of Mar 18, 2021 at 09:25 AM

Data in this report are provisional and subject to change.

The table below includes the cities and counties of residence for cases in Florida residents based on the patient's ZIP Code. Note that city is not always received as part of the initial notification and may be missing while the case is being investigated.

City and county	Cases
Webster, Sumter	384
Archer, Alachua	381
Eagle Lake, Polk	376
De Leon Springs, Volusia	375
Hastings, St. Johns	363
Raiford, Union	363
Osprey, Sarasota	362
West Miami, Dade	356
Grand Ridge, Jackson	355
Tequesta, Palm Beach	352
Floral City, Citrus	352
Holly Hill, Volusia	338
Lake Park, Palm Beach	337
Chuluota, Seminole	333
Greenville, Madison	332
Grand Island, Lake	330
Ave Maria, Collier	327
Pierson, Volusia	326
Vernon, Washington	323
Montverde, Lake	316
Malone, Jackson	315
Jennings, Hamilton	313
Missing, Volusia	312
Satsuma, Putnam	309
Sebastian, Brevard	305
Indian Rocks Beach, Pinellas	305
Missing, Orange	304
Gotha, Orange	302
Eastpoint, Franklin	301
Laurel Hill, Okaloosa	298
Bryceville, Nassau	298
Melrose, Putnam	296
Kenneth City, Pinellas	295
Westville, Holmes	294
Fort Mccoy, Marion	293
Elkton, St. Johns	292
Reddick, Marion	290
Alafaya, Orange	289
Malabar, Brevard	288
Valparaiso, Okaloosa	287
Lehigh, Lee	285
Winter Park, Seminole	279
Lake Panasoffkee, Sumter	276
Greenwood, Jackson	273
Anthony, Marion	271
Ponce De Leon, Holmes	268
San Antonio, Pasco	268
O Brien, Suwannee	266
Belleair, Pinellas	260
Geneva, Seminole	257
Greenacres, Palm Beach	255
Morriston, Levy	255
Inlet Beach, Walton	243
South Pasadena, Pinellas	241
Sanibel, Lee	239
Eglin Air Force Base, Okaloosa	238
Fountain, Bay	237
Hallandale Beach, Broward	236
Lee, Madison	236

# COVID-19: characteristics of 1,957,314 Florida resident cases

Data through Mar 17, 2021 verified as of Mar 18, 2021 at 09:25 AM

Data in this report are provisional and subject to change.

The table below includes the cities and counties of residence for cases in Florida residents based on the patient's ZIP Code. Note that city is not always received as part of the initial notification and may be missing while the case is being investigated.

City and county	Cases
Edgewood, Orange	232
Fern Park, Seminole	231
Southport, Bay	230
Kindred, Osceola	225
Weirsdale, Marion	223
University Of Central Fl, Orange	223
White Springs, Hamilton	222
Gretna, Gadsden	220
Hosford, Liberty	220
Longboat Key, Manatee	218
Wellborn, Suwannee	214
Mcdavid, Escambia	207
Holt, Okaloosa	205
Saint James City, Lee	204
Islamorada, Monroe	202
Lakewood Ranch, Manatee	200
Astatula, Lake	200
Bay Harbor Islands, Dade	198
Holmes Beach, Manatee	197
Juno Beach, Palm Beach	193
Howey-In-The-Hills, Lake	192
Poinciana, Polk	191
Micanopy, Alachua	190
Mcalpin, Suwannee	189
Madeira Beach, Pinellas	189
Sopchoppy, Wakulla	186
Alford, Jackson	184
Babson Park, Polk	184
Altoona, Lake	184
Zellwood, Orange	183
Azalea Park, Orange	183
The Villages, Marion	181
Atlantis, Palm Beach	179
The Villages, Lake	175
Lake Helen, Volusia	174
Lauderdale By The Sea, Broward	172
Summerland Key, Monroe	166
Mangonia Park, Palm Beach	166
Odessa, Pasco	164
Center Hill, Sumter	164
Viera, Brevard	163
Caryville, Washington	161
Golden Beach, Dade	159
University Of Miami, Dade	158
Pomona Park, Putnam	157
Cutler Bay, Dade	156
Osteen, Volusia	153
Bokeelia, Lee	152
Hypoluxo, Palm Beach	149
Rocky Point, Hillsborough	149
Oak Hill, Volusia	147
University Of Fl, Alachua	147
Lockhart, Orange	147
Bay Lake, Orange	146
Grant-Valkaria, Brevard	145
Lutz, Pasco	143
Ponce Inlet, Volusia	140
Hiawassee, Orange	140
Sumterville, Sumter	139



# COVID-19: characteristics of 1,957,314 Florida resident cases

Data through Mar 17, 2021 verified as of Mar 18, 2021 at 09:25 AM

Data in this report are provisional and subject to change.

The table below includes the cities and counties of residence for cases in Florida residents based on the patient's ZIP Code. Note that city is not always received as part of the initial notification and may be missing while the case is being investigated.

City and county	Cases
Citrus Springs, Citrus	139
Clair-Mel City, Hillsborough	138
Hollister, Putnam	135
Carrollwood, Hillsborough	133
Lady Lake, Sumter	132
Big Pine Key, Monroe	131
Baldwin, Duval	128
Cloud Lake, Palm Beach	127
Inglis, Levy	126
Missing, Lee	125
Hampton, Bradford	125
San Mateo, Putnam	125
Steinhatchee, Taylor	124
Apopka, Seminole	124
Paisley, Lake	124
Christmas, Orange	121
Lake Hamilton, Polk	120
Kendall, Dade	120
Matlacha, Lee	119
Clarksville, Calhoun	119
Belleair Beach, Pinellas	112
Placida, Charlotte	112
University Of Central Florida, Orange	111
West Park, Broward	110
Buena Ventura Lakes, Osceola	108
Callaway, Bay	108
Tierra Verde, Pinellas	107
Panacea, Wakulla	106
Saint Leo, Pasco	106
Seville, Volusia	102
Brooker, Bradford	101
Hurlburt Field, Okaloosa	101
Dinsmore, Duval	101
Barry University, Dade	101
Temple Terrace, Hillsborough	101
Astor, Lake	100
Harmony, Osceola	100
Lamont, Jefferson	100
Lighthouse Point, Broward	100
Cedar Key, Levy	99
South Fort Myers, Lee	98
Missing, St. Johns	97
Canal Point, Palm Beach	97
Barefoot Bay, Brevard	95
Dania Beach, Broward	95
Bascom, Jackson	94
Tyndall Air Force Base, Bay	94
Florahome, Putnam	94
Fruit Cove, St. Johns	93
Bradenton Beach, Manatee	93
Waldo, Alachua	92
Florida Gulf Coast Univ, Lee	91
University Of South Florida, Hillsborough	88
City Of Sunrise, Broward	88
Missing, Pinellas	87
Maitland, Seminole	87
Pinetta, Madison	87
Crystal Beach, Pinellas	86
Kathleen, Polk	84

# COVID-19: characteristics of 1,957,314 Florida resident cases

Data through Mar 17, 2021 verified as of Mar 18, 2021 at 09:25 AM

Data in this report are provisional and subject to change.

The table below includes the cities and counties of residence for cases in Florida residents based on the patient's ZIP Code. Note that city is not always received as part of the initial notification and may be missing while the case is being investigated.

City and county	Cases
Missing, Marion	83
Lorida, Highlands	82
Sunny Isles Beach, Dade	81
F M, Lee	80
Fort Denaud, Hendry	80
Ocean Ridge, Palm Beach	77
Yalaha, Lake	76
Missing, St. Lucie	76
Welaka, Putnam	75
Eatonville, Orange	75
Palma Ceia, Hillsborough	73
Patrick Air Force Base, Brevard	73
Saint Pete Beach, Pinellas	73
Avon Park, Polk	73
Princeton, Dade	71
Campbellton, Jackson	70
Air Mail Facility, Dade	69
North Venice, Sarasota	68
Ochopee, Collier	68
Boca Grande, Lee	67
Greensboro, Gadsden	66
Missing, Lake	66
Anna Maria, Manatee	65
Stock Island, Monroe	64
Cudjoe Key, Monroe	61
Reunion, Osceola	61
Bonita Beach, Lee	59
Destin, Walton	59
Georgetown, Putnam	59
Mexico Beach, Bay	58
Bellview, Escambia	57
Missing, Duval	57
Micco, Brevard	57
North Redington Beach, Pinellas	57
Orlando, Seminole	57
Felda, Hendry	56
Missing, Pasco	55
Treasure Island, Pinellas	55
Lake Suzy, Desoto	54
Missing, Santa Rosa	54
Missing, Palm Beach	54
Miami, Unknown	53
Miami Springs, Dade	53
Walnut Hill, Escambia	53
Ona, Hardee	53
Singer Island, Palm Beach	52
Okahumpka, Lake	51
Orlando, Dade	51
Northdale, Hillsborough	51
Heathrow, Seminole	51
Town N Country, Hillsborough	50
Duette, Manatee	49
Palm Beach Shores, Palm Beach	49
Salt Springs, Marion	49
University Of Tampa, Hillsborough	49
Aloma, Orange	49
Enterprise, Volusia	48
Miromar Lakes, Lee	48
Cinco Bayou, Okaloosa	47

# COVID-19: characteristics of 1,957,314 Florida resident cases

Data through Mar 17, 2021 verified as of Mar 18, 2021 at 09:25 AM

Data in this report are provisional and subject to change.

The table below includes the cities and counties of residence for cases in Florida residents based on the patient's ZIP Code. Note that city is not always received as part of the initial notification and may be missing while the case is being investigated.

City and county	Cases
Terra Ceia, Manatee	46
Intercession City, Osceola	46
Highland City, Polk	45
Sewalls Point, Martin	44
Florence Villa, Polk	44
Waverly, Polk	44
Green Acres, Palm Beach	43
Eaton Park, Polk	43
Orlando, Osceola	43
Gulf Breeze, Escambia	43
Lacoochee, Pasco	42
Missing, Sumter	42
Village Of Wellington, Palm Beach	42
Kenansville, Osceola	42
Ebro, Washington	42
Manalapan, Palm Beach	42
Key Colony Beach, Monroe	41
Saint Johns, Duval	40
Florida International Univ, Dade	40
Cortez, Manatee	40
Bayonet Point, Pasco	39
Orlando, Broward	39
Village Wellington, Palm Beach	39
Naranja, Dade	39
Missing, Broward	38
Ponte Vedra, Duval	37
Florida A And M University, Leon	37
Orlando, Volusia	37
Hialeah Gardens, Dade	36
Orlando, Polk	35
Pasadena, Pinellas	34
Bay Pines, Pinellas	34
Tice, Lee	34
Miami Shores, Dade	34
Missing, Hillsborough	34
Flemington, Marion	34
Highland Beach, Palm Beach	34
North Bay Village, Dade	33
Siesta Key, Sarasota	33
Palm Shores, Brevard	33
Homeland, Polk	33
Missing, Seminole	33
Dowling Park, Suwannee	33
Stetson University, Volusia	33
Bonaventure, Broward	33
Lulu, Columbia	32
Lakeshore, Polk	32
Miami, Broward	32
Venus, Highlands	32
Hallandle Beach, Broward	32
Bagdad, Santa Rosa	32
Davenport, Osceola	31
Eloise, Polk	31
Nocatee, Desoto	30
Mcintosh, Marion	30
Univ Of FI Student Dorms, Alachua	30
Penney Farms, Clay	30
Bayshore Gardens, Manatee	30
Kinard, Calhoun	30

# COVID-19: characteristics of 1,957,314 Florida resident cases

Data through Mar 17, 2021 verified as of Mar 18, 2021 at 09:25 AM

Data in this report are provisional and subject to change.

The table below includes the cities and counties of residence for cases in Florida residents based on the patient's ZIP Code. Note that city is not always received as part of the initial notification and may be missing while the case is being investigated.

City and county	Cases
Wekiva Springs, Seminole	29
Jupiter, Martin	29
Bonita Springs, Collier	29
Lealman, Pinellas	29
South Palm Beach, Palm Beach	29
Orlando, Hillsborough	29
Poinciana, Osceola	28
Horseshoe Beach, Dixie	28
Pensacola Beach, Santa Rosa	28
Alturas, Polk	28
Caryville, Holmes	27
Chokoloskee, Collier	27
City Of Westlake, Palm Beach	27
Florida State, Leon	27
Homosassa Springs, Citrus	27
Saint Marks, Wakulla	27
Sugarloaf Key, Monroe	26
Fort Lauderdale, Dade	26
Palmdale, Glades	26
Long Key, Monroe	26
Bradley, Polk	26
Pine Hills, Orange	26
Little Torch Key, Monroe	26
Ridge Manor, Pasco	25
Pembroke Park, Broward	25
Tangerine, Orange	25
South Miami Heights, Dade	25
Westlake, Palm Beach	25
Missing, Monroe	25
Earleton, Alachua	25
Indian Lake Estates, Polk	25
Santa Fe, Alachua	24
Westchase, Hillsborough	24
New Smyrna, Volusia	24
Missing, Escambia	24
Labelle, Glades	24
Hawthorne, Putnam	24
Archer, Levy	23
Paxton, Walton	23
Sydney, Hillsborough	23
Missing, Manatee	23
Goulds, Dade	23
Balm, Hillsborough	22
Tioga, Alachua	22
Missing, Citrus	22
Orange Lake, Marion	22
Sparr, Marion	22
Citrus Ridge, Indian River	22
Wausau, Washington	22
Yankeetown, Levy	22
Missing, Brevard	22
Florida Dept Of Corrections, Union	22
Kissimmee, Orange	22
La Crosse, Alachua	22
Bonifay, Washington	21
Bostwick, Putnam	21
Loughman, Polk	21
Plymouth, Orange	21
Everglades City, Collier	21

# COVID-19: characteristics of 1,957,314 Florida resident cases

Data through Mar 17, 2021 verified as of Mar 18, 2021 at 09:25 AM

Data in this report are provisional and subject to change.

The table below includes the cities and counties of residence for cases in Florida residents based on the patient's ZIP Code. Note that city is not always received as part of the initial notification and may be missing while the case is being investigated.

City and county	Cases
Wabasso, Indian River	21
Florida International University, Dade	21
Perdido Key, Escambia	21
Indian River Shores, Indian River	20
Sun City, Hillsborough	20
Pine Castle, Orange	20
Branford, Lafayette	20
Redington Shores, Pinellas	20
Fort Ogden, Desoto	20
Laud-By-The-Sea, Broward	20
Missing, Okaloosa	20
Lowell, Marion	19
Mango, Hillsborough	19
Candler, Marion	19
Parker, Bay	19
Missing, Indian River	19
Champions Gate, Polk	19
Orlando, Palm Beach	19
Wildlight, Nassau	19
Crystal Springs, Pasco	19
Babcock Ranch, Lee	19
Mexico Beach, Gulf	19
Union Park, Orange	19
Gulf Stream, Palm Beach	18
Goodland, Collier	18
Nalcrest, Polk	18
High Springs, Gilchrist	18
Maxville, Duval	18
Hollywood, Dade	18
Jensen Beach, St. Lucie	18
Ramrod Key, Monroe	18
Trenton, Levy	18
Missing, Collier	17
Graceville, Holmes	17
Nichols, Polk	17
Suwannee, Dixie	16
Webster, Hernando	16
Hernando Beach, Hernando	16
Gulf Hammock, Levy	16
Shady Hills, Pasco	16
Tallevast, Manatee	16
Jacksonville, Unknown	16
West Panama City Beach, Bay	16
Wewahitchka, Calhoun	16
Woodville, Leon	16
Orlando, Pinellas	16
Otter Creek, Levy	16
Forest City, Orange	16
Lake City, Suwannee	15
Golden Oak, Orange	15
Lake Buena Vista, Orange	15
Buckingham, Lee	15
Brooksville, Pasco	15
Lakewood Ranch, Sarasota	15
Hutchinson Island, St. Lucie	15
White Springs, Columbia	15
Missing, Bay	15
Mount Dora, Orange	14
Laurel Hill, Walton	14

# COVID-19: characteristics of 1,957,314 Florida resident cases

Data through Mar 17, 2021 verified as of Mar 18, 2021 at 09:25 AM

Data in this report are provisional and subject to change.

The table below includes the cities and counties of residence for cases in Florida residents based on the patient's ZIP Code. Note that city is not always received as part of the initial notification and may be missing while the case is being investigated.

City and county	Cases
Village Of Palmetto Bay, Dade	14
Graham, Bradford	14
Missing, Martin	14
Copeland, Collier	14
Belleair Bluffs, Pinellas	14
Saint Lucie West, St. Lucie	14
Murdock, Charlotte	14
Winter Garden, Lake	14
Trilby, Pasco	14
Daytona Beach Shores, Volusia	14
Fort Charlotte, Charlotte	13
Hialeah, Unknown	13
Long Boat Key, Manatee	13
Orlando, Brevard	13
Saint George Island, Franklin	13
Orlando, Lake	13
Choctaw Beach, Okaloosa	13
Eau Gallie, Brevard	13
Lake Monroe, Seminole	13
Johns Pass Village, Pinellas	13
Watersound, Walton	13
Boca Raton, Broward	13
Kingsley Lake, Bradford	13
Gonzalez, Escambia	13
Steinhatchee, Dixie	13
Braden River, Manatee	13
Wahneta, Polk	13
Roseland, Indian River	13
Durant, Hillsborough	12
Holder, Citrus	12
Mount Plymouth, Lake	12
Missing, Putnam	12
Florida State Univ Admin, Leon	12
Pensacola Beach, Escambia	12
Rosemary Beach, Walton	12
Orlando, Unknown	12
Unknown, Dade	12
Deer Island, Lake	11
East Lake, Marion	11
Alys Beach, Bay	11
Miami Gardens, Broward	11
Deerfield Beach, Palm Beach	11
Captiva, Lee	11
Ozona, Pinellas	11
Los Angeles, Dade	11
Indian Creek Village, Dade	11
Naples, Lee	11
Babcock Ranch, Charlotte	11
Greenville, Taylor	11
Citrus Hills, Citrus	11
Leisure City, Dade	11
Orlando, Leon	11
Perrine, Dade	10
Orlando, Duval	10
Dade City, Hernando	10
Briny Breezes, Palm Beach	10
Hillsboro Beach, Broward	10
Missing, Unknown	10
Passport, Unknown	10



# COVID-19: characteristics of 1,957,314 Florida resident cases

Data through Mar 17, 2021 verified as of Mar 18, 2021 at 09:25 AM

Data in this report are provisional and subject to change.

The table below includes the cities and counties of residence for cases in Florida residents based on the patient's ZIP Code. Note that city is not always received as part of the initial notification and may be missing while the case is being investigated.

City and county	Cases
Seacrest, Walton	10
Missing, Nassau	10
Cypress, Jackson	10
Lake Como, Putnam	10
Missing, Polk	10
University Park, Manatee	10
Grandin, Putnam	10
Gibsonia, Polk	10
Redington Beach, Pinellas	10
Telogia, Liberty	10
Missing, Taylor	10
Sea Ranch Lakes, Broward	9
Palma Sola, Manatee	9
Innovation, Pasco	9
Barberville, Volusia	9
Cottondale, Washington	9
Beverly Beach, Flagler	9
Putnam Hall, Putnam	9
Ferndale, Lake	9
Forest City, Seminole	9
Haines Creek, Lake	9
Lamont, Madison	9
Lloyd, Jefferson	9
Rubonia, Manatee	9
Umatilla, Marion	9
Elfers, Pasco	9
Fanning Springs, Gilchrist	9
Day, Lafayette	9
Grant Valkaria, Brevard	9
Nobleton, Hernando	9
Saint Augustine, Duval	9
West Delray Beach, Palm Beach	9
Evinston, Alachua	8
Salem, Taylor	8
Virginia Gardens, Dade	8
Orange Springs, Marion	8
Fort Walton Beach, Unknown	8
Cross Creek, Alachua	8
Fairfield, Marion	8
Palm City, St. Lucie	8
Seybold, Dade	8
Saint Augustine Beach, St. Johns	8
White City, Gulf	8
Worthington Springs, Union	8
Pine Ridge, Citrus	8
Jerome, Collier	8
Ponce De Leon, Walton	8
Goldenrod, Seminole	8
Missing, Clay	7
Switzerland, St. Johns	7
Maitland, Volusia	7
Aripeka, Pasco	7
Holt, Santa Rosa	7
River Ranch, Polk	7
Niceville, Walton	7
Orlando, Alachua	7
Okeechobee, Glades	7
Fort Lauderdale, Unknown	7
Indian Shores, Pinellas	7

# COVID-19: characteristics of 1,957,314 Florida resident cases

Data through Mar 17, 2021 verified as of Mar 18, 2021 at 09:25 AM

Data in this report are provisional and subject to change.

The table below includes the cities and counties of residence for cases in Florida residents based on the patient's ZIP Code. Note that city is not always received as part of the initial notification and may be missing while the case is being investigated.

City and county	Cases
Fernandina, Nassau	7
Orange Park, Duval	7
Port Saint John, Brevard	7
Basinger, Okeechobee	7
Missing, Flagler	7
University Of Central Fl, Hillsborough	7
Orlando, Pasco	7
Longboat Key, Sarasota	7
Keystone Heights, Bradford	7
Miccosukee, Leon	6
Glenwood, Volusia	6
Orchid, Indian River	6
Pensacola, Unknown	6
Ybor City, Hillsborough	6
Morriston, Marion	6
Duck Key, Monroe	6
Newberry, Gilchrist	6
Mayport Naval Station, Duval	6
Lake Butler, Bradford	6
Anastasia Island, St. Johns	6
East Rockland Key, Monroe	6
Bradenton, Sarasota	6
Maitland, Osceola	6
Inglis, Citrus	6
Quail Heights, Dade	6
Punta Gorda, Lee	6
Valkaria, Brevard	6
Deland, Lake	6
Orlando, Flagler	6
Orlando, Marion	6
Sunny Hills, Washington	6
Missing, Walton	6
Missing, Sarasota	6
Labelle, Lee	6
Scottsmeer, Brevard	6
Maitland, Hillsborough	6
Winter Park, Polk	6
Winderemere, Orange	6
Grove City, Charlotte	6
Coco River, Collier	6
Eglin, Okaloosa	6
Ebro, Bay	5
Bruce, Holmes	5
Hialeah, Broward	5
Westchester, Dade	5
Mid Florida, Seminole	5
Ocean Breeze, Martin	5
Port Salerno, Martin	5
Missing, Columbia	5
Missing, Highlands	5
Shady Grove, Taylor	5
Missing, Leon	5
Milton, Escambia	5
Inlet Beach, Bay	5
Mayport, Duval	5
Stuart, St. Lucie	5
Pass, Unknown	5
Miami, Palm Beach	5
Hollywood, Unknown	5

# COVID-19: characteristics of 1,957,314 Florida resident cases

Data through Mar 17, 2021 verified as of Mar 18, 2021 at 09:25 AM

Data in this report are provisional and subject to change.

The table below includes the cities and counties of residence for cases in Florida residents based on the patient's ZIP Code. Note that city is not always received as part of the initial notification and may be missing while the case is being investigated.

City and county	Cases
Ocoee, Lake	5
Okeechobee, Martin	5
N/A, Unknown	5
Oneco, Manatee	5
Pompano Beach, Palm Beach	5
Orlando, Manatee	5
Wakulla Springs, Wakulla	5
Weirsdale, Lake	5
Alys Beach, Walton	5
Missing, Alachua	5
Miami Beach, Unknown	5
Point Washington, Walton	5
University Of Central Fl, Martin	5
Williston, Marion	5
Okeechobee, Osceola	5
Pompano Beach, Unknown	5
PSI, Unknown	5
San Carlos Park, Lee	5
Bayou George, Bay	5
Boynton Beach, Broward	5
Missing, Osceola	5
Miramar, Dade	5
Miami Gardens, Unknown	5
Kissimmee, Unknown	5
Jacksonville Naval Air Station, Duval	5
Fort Lauderdale, Palm Beach	5
Clarcona, Orange	5
Lazy Lake, Broward	4
Lamont, Taylor	4
Wacissa, Jefferson	4
Sugarloaf, Monroe	4
Branford, Gilchrist	4
Cape Haze, Charlotte	4
Clewiston, Palm Beach	4
Conch Key, Monroe	4
Pompano Beach, Dade	4
Sandestin, Walton	4
Seacrest, Bay	4
Naples, Unknown	4
High Springs, Columbia	4
Hinsdale, Manatee	4
Bella Collina, Lake	4
Delray Beach, Broward	4
El Jobean, Charlotte	4
Indian Rock Beach, Pinellas	4
International Service Center, Dade	4
Island Grove, Alachua	4
Bowling Green, Polk	4
Cypress Gardens, Polk	4
Loxahatchee Groves, Palm Beach	4
Live Oak, Madison	4
Port Charlotte, Unknown	4
West Bradenton, Manatee	4
Greenville, Jefferson	4
Missing, Hernando	4
Marina Del Rey, Dade	4
Oklawaha, Marion	4
Glen Ridge, Palm Beach	4
Coconut Creek, Palm Beach	4

# COVID-19: characteristics of 1,957,314 Florida resident cases

Data through Mar 17, 2021 verified as of Mar 18, 2021 at 09:25 AM

Data in this report are provisional and subject to change.

The table below includes the cities and counties of residence for cases in Florida residents based on the patient's ZIP Code. Note that city is not always received as part of the initial notification and may be missing while the case is being investigated.

City and county	Cases
Pensacola, Santa Rosa	4
Ridge Manor Estates, Sumter	4
Margate, Unknown	4
Melrose, Bradford	4
Highland Park, Polk	4
Los Angeles, Broward	4
Lake Worth, Broward	4
Jacksonville, Dade	3
Inverness, Polk	3
Pass, Dade	3
Vero Beach, Brevard	3
Orem, Palm Beach	3
Pp, Dade	3
Pp, Unknown	3
Woodside, Broward	3
Brewton, Escambia	3
Apopka, Broward	3
Lake Harbor, Palm Beach	3
Lanark Village, Franklin	3
Maitland, Polk	3
Miami Shores, Broward	3
Pineland, Lee	3
Tampa Palms, Hillsborough	3
Tampa, Pinellas	3
Winter Garden, Seminole	3
Tarpon Springs, Pasco	3
Jacksonville, Clay	3
Ludlam, Dade	3
Laurel, Sarasota	3
Clermont, Orange	3
Village Of Golf, Palm Beach	3
Wildwood, Marion	3
Saint Augusaintine Beach, St. Johns	3
Port Saint Lucie, Martin	3
Saint Petersburg, Hillsborough	3
Palm Coast, Volusia	3
Missing, Jackson	3
Lynbrook, Broward	3
Loxahatchee, Broward	3
Lakeland, Hillsborough	3
Miami, Orange	3
Immokalee, Lee	3
Hallandale Beach, Unknown	3
Lake Geneva, Clay	3
Lake City, Duval	3
Fort Myers, Unknown	3
Bradington, Manatee	3
Blountstown, Liberty	3
Crestview, Walton	3
Cross Key, Monroe	3
Cape San Blas, Gulf	3
Apopka, Lake	3
Mayport Naval Housing, Duval	3
Green Cove Springs, Duval	3
Fernandina Beach, Duval	3
Fpo, Duval	3
Vernon, Bay	3
Samoset, Manatee	3
San Fernando, Unknown	3

# COVID-19: characteristics of 1,957,314 Florida resident cases

Data through Mar 17, 2021 verified as of Mar 18, 2021 at 09:25 AM

Data in this report are provisional and subject to change.

The table below includes the cities and counties of residence for cases in Florida residents based on the patient's ZIP Code. Note that city is not always received as part of the initial notification and may be missing while the case is being investigated.

City and county	Cases
Plantation Key, Monroe	3
Monticello, Madison	3
Alford, Washington	3
Altamonte Springs, Orange	3
Jonesville, Alachua	3
Julington Creek, St. Johns	3
Jupiter Island, Martin	3
Mims, Volusia	3
Miramar, Unknown	3
Marco Island, Lee	3
Pembroke Pines, Unknown	3
Ocean Reef Club, Monroe	3
Vero Beach, St. Lucie	3
Chicago, Lee	3
Coraopolis, Citrus	3
Champions Gate, Osceola	3
Bristol, Calhoun	3
Jacksonville, Alachua	3
Sorrento, Orange	3
Stuart, Palm Beach	3
North Fort Myers, Charlotte	3
Milligan, Okaloosa	3
Westville, Walton	3
Land O Lakes, Hillsborough	3
Lady Lake, Marion	3
Jacksonville , Duval	3
Fisher Island, Unknown	3
Bay Harbor Islands, Unknown	3
Ft Pierce, St. Lucie	3
Fort Lauderdale, Alachua	2
Deerfield Beach, Unknown	2
Doral, Unknown	2
Brooklyn, Broward	2
Carl Fisher, Dade	2
Cross City, Taylor	2
Homeless, Hillsborough	2
Jupiter, Dade	2
Micanopy, Marion	2
Lakeland, Unknown	2
Windermere, Lake	2
Sutton, Pasco	2
Red Bay, Holmes	2
Saint Marys, Nassau	2
Pembroke Lakes, Broward	2
Port Saint Lucie, Palm Beach	2
Ormond Beach, Flagler	2
Noma, Holmes	2
Panama City, Unknown	2
Pembroke Pines, Dade	2
Summerfield, Unknown	2
Tampa, Hernando	2
Sharpes, Brevard	2
Saint Lucie Village, St. Lucie	2
Sebring, Desoto	2
Vero Beach, Unknown	2
Wauchula, Desoto	2
Yeehaw, Okeechobee	2
Jacksonville Naval Hospital, Duval	2
Hosford, Calhoun	2

# COVID-19: characteristics of 1,957,314 Florida resident cases

Data through Mar 17, 2021 verified as of Mar 18, 2021 at 09:25 AM

Data in this report are provisional and subject to change.

The table below includes the cities and counties of residence for cases in Florida residents based on the patient's ZIP Code. Note that city is not always received as part of the initial notification and may be missing while the case is being investigated.

City and county	Cases
Jacksonville, Nassau	2
Longview, Dade	2
Marina Del Rey, Broward	2
Melrose, Clay	2
Mesa, Unknown	2
Aventura, Broward	2
000000, Unknown	2
Dfafs, Okaloosa	2
Venice, Dade	2
University Of Central Fl, Seminole	2
West Palm Beach, Unknown	2
Winter Park, Volusia	2
Winter Springs, Orange	2
Windermere, Hillsborough	2
Okeechobee, Highlands	2
New Port Richey, Hillsborough	2
Orlando, Escambia	2
Pompano Beach, Osceola	2
Port Charlotte, Lee	2
Union, Manatee	2
Sand Lake, Orange	2
Port St. Lucie, St. Lucie	2
Longwood, Unknown	2
Long Beach, Orange	2
Marathon Shores, Monroe	2
Miami, Martin	2
Labelle, Collier	2
Jena, Taylor	2
Lauderhill, Unknown	2
At Large, Broward	2
Bonnie, Dade	2
Boys Ranch, Suwannee	2
Fort Pierce, Brevard	2
Graceville, Unknown	2
Eatonville, Polk	2
Oakland Park, Unknown	2
Orlando, Collier	2
Orlando, St. Lucie	2
Port Canaveral, Brevard	2
Sarasota, Unknown	2
Seguin, Unknown	2
Sunrise, Unknown	2
Tampa, Broward	2
Tarpon Springs, Hillsborough	2
Marysville, Dade	2
Callahan, Duval	2
Dade City, Unknown	2
Cibolo, Orange	2
Claysville, Hernando	2
Crescent Beach, Sarasota	2
Fl State Univ Student, Leon	2
Defuniak Springs, Okaloosa	2
Defuniak Springs, Unknown	2
Blountstown, Jackson	2
Alligator Point, Franklin	2
Coconut Creek, Unknown	2
Eatonville, Lake	2
Crawfordville, Leon	2
Daytona Beach, Unknown	2



# COVID-19: characteristics of 1,957,314 Florida resident cases

Data through Mar 17, 2021 verified as of Mar 18, 2021 at 09:25 AM

Data in this report are provisional and subject to change.

The table below includes the cities and counties of residence for cases in Florida residents based on the patient's ZIP Code. Note that city is not always received as part of the initial notification and may be missing while the case is being investigated.

City and county	Cases
Lawtey, Union	2
Hallandale Beach, Dade	2
Los Angeles, Okaloosa	2
Louisville, Manatee	2
Lutz, Pinellas	2
Mount Pleasant, Gadsden	2
Navarre, Okaloosa	2
None, Dade	2
Phoenix, Lake	2
Seven Springs, Pasco	2
Upper Key Largo, Monroe	2
University Of Central Florida, Brevard	2
West Palm Beach, Broward	2
West Villages, Sarasota	2
Zellwood, Lake	2
Clermont, Polk	2
Bronx, Seminole	2
Doctors Inlet, Clay	2
Bonifay, Jackson	2
Bonnie, Sarasota	2
Lecanto, Marion	2
Lake Helen, Orange	2
Maitland, Leon	2
Melrose, Alachua	2
Fort Myers, Collier	2
Fort Pierce, Martin	2
Weston, Dade	2
West Palm Beach, Dade	2
Winter Park, Leon	2
Palm Springs North, Dade	2
Redland, Dade	2
Olustee, Baker	2
Orlando, Charlotte	2
Orlando, Santa Rosa	2
Maitland, Lake	2
Hialeah Lakes, Dade	2
Hialeah, Orange	2
Jan Phyl Village, Polk	2
Moore Haven, Hendry	2
Naples, Broward	2
Cassadaga, Volusia	2
Fort Walton Beach, Walton	2
Duke Field Air Force Station, Okaloosa	2
Dunnellon, Levy	2
University Of Central Florida, Palm Beach	2
University Of Central Florida, Pinellas	2
Wimauma, Manatee	2
Wekiwa Springs, Seminole	2
Provo, Broward	2
Sumatra, Liberty	2
Portland, Unknown	2
University Of Central Florida, Broward	2
Saint Teresa, Wakulla	2
Orlando, Okaloosa	2
Madison, Unknown	2
Maitland, Pasco	2
Ocala, Unknown	2
Miamt, Dade	2
Florida Power & Light Co, Dade	2

# COVID-19: characteristics of 1,957,314 Florida resident cases

Data through Mar 17, 2021 verified as of Mar 18, 2021 at 09:25 AM

Data in this report are provisional and subject to change.

The table below includes the cities and counties of residence for cases in Florida residents based on the patient's ZIP Code. Note that city is not always received as part of the initial notification and may be missing while the case is being investigated.

City and county	Cases
Amelia City, Nassau	2
Apopka, Unknown	2
Alligator Point, Wakulla	2
Chipley, Jackson	2
Chipley, Holmes	1
Daniel Island, Bay	1
Colorado Springs, Unknown	1
Conifer, Lee	1
Eatonville, Seminole	1
El Paso, Unknown	1
Elbow Lake, Palm Beach	1
Dunellen, Dade	1
Destin, Unknown	1
Diamond, Highlands	1
Doral, Broward	1
Altamonte, Orange	1
Alva, Collier	1
333, Unknown	1
Allentown, Putnam	1
Apple Creek, Citrus	1
Amelia Village, Nassau	1
Barefoot Beach, Lee	1
Battle Creek, Manatee	1
Avon, Manatee	1
Aventura, Osceola	1
Bryn Mawr, Palm Beach	1
Burkeville, Brevard	1
Camden Wyoming, Duval	1
Celebration, Palm Beach	1
Chattanooga, Dade	1
Bear Grass, Palm Beach	1
Azalea Park, Osceola	1
Boca Raton,, Palm Beach	1
Boston, Dade	1
Brewster, Volusia	1
Fortlauderdale, Unknown	1
Fortwalton Beach, Okaloosa	1
Ft Pierce, Unknown	1
Garland, Orange	1
Fort Denaud, Glades	1
Fort Meyers, Lee	1
FI State Lot, Leon	1
Fairless Hills, Broward	1
Everett, Dade	1
Hickory, Lee	1
Homeless, Dade	1
Homer, Escambia	1
Hilliard, Unknown	1
Hallandate Ben, Unknown	1
Havana, Leon	1
Jeffersonville, Broward	1
Knoxville, Escambia	1
Lake Mary, Lake	1
Lapeer, Manatee	1
Lauderdale Hill, Unknown	1
Longwood, Orange	1
Lehigh Cares, Lee	1
Live Oak, Columbia	1
Loganville, Orange	1

# COVID-19: characteristics of 1,957,314 Florida resident cases

Data through Mar 17, 2021 verified as of Mar 18, 2021 at 09:25 AM

Data in this report are provisional and subject to change.

The table below includes the cities and counties of residence for cases in Florida residents based on the patient's ZIP Code. Note that city is not always received as part of the initial notification and may be missing while the case is being investigated.

City and county	Cases
Missing, Wakulla	1
Monterey, Broward	1
Mumford, Manatee	1
N/A, Duval	1
Naples, Alachua	1
North Miami, Broward	1
Ocean City, Broward	1
Old Town, Gilchrist	1
Middleburg, Duval	1
Midland, Osceola	1
Missing, Hamilton	1
Miami, Charlotte	1
Miamii, Dade	1
Miami Garden, Unknown	1
Oviedo, Leon	1
Opa Locka, Polk	1
Orem, Sarasota	1
Orem, Unknown	1
Palm City, Unknown	1
Plant City, Unknown	1
Pompano Beach, Alachua	1
Ridgewood, Broward	1
Riverview, Manatee	1
Roseland, Palm Beach	1
Republic, Monroe	1
Richmond, Palm Beach	1
Porter Ranch, Dade	1
Raiford, Bradford	1
Ponte Vedra Beach, Orange	1
Port Orange , Volusia	1
Port Saint Lucie, Indian River	1
San Antonio, Dade	1
San Diego, Unknown	1
Sanford, Palm Beach	1
Russellville, Hillsborough	1
Saint Augustine, Okaloosa	1
Steinhatchee, Alachua	1
Tampa, Escambia	1
Tampa, Manatee	1
Tangerine, Lake	1
University Of Central Florida, Hillsborough	1
University Of Central Fl, Pasco	1
Village Of Palm Springs, Palm Beach	1
Virginia Beach, Alachua	1
Webster, Pasco	1
Union City, Bradford	1
Sebastian, Lake	1
Westerville, Hillsborough	1
Wilton Manors, Dade	1
Wilbur By The Sea, Volusia	1
Willowbrook, Lee	1
Winston Salem, Unknown	1
Winter Garden, Hillsborough	1
Woodland Hills, Brevard	1
Youngstown, Calhoun	1
Yulee, Duval	1
Pound Ridge, Leon	1
Port Charlotte Fl, Unknown	1
Ponce, Orange	1

# COVID-19: characteristics of 1,957,314 Florida resident cases

Data through Mar 17, 2021 verified as of Mar 18, 2021 at 09:25 AM

Data in this report are provisional and subject to change.

The table below includes the cities and counties of residence for cases in Florida residents based on the patient's ZIP Code. Note that city is not always received as part of the initial notification and may be missing while the case is being investigated.

City and county	Cases
Plant City, Hendry	1
Plant City, Pinellas	1
Plantation, Unknown	1
Orlando, Highlands	1
Newport Beach, Palm Beach	1
North Little Rock, Palm Beach	1
Ocoee, Polk	1
Opa Locka, Unknown	1
Orem, Nassau	1
Olando, Orange	1
Sumter Ville, Unknown	1
Tallahassee, Escambia	1
Telluride, Lee	1
Tampa, Dade	1
Tampa, Lee	1
Stockbridge, Leon	1
Sullivans Island, Dade	1
Southampton, Palm Beach	1
Springhill, Unknown	1
South Otselic, Dade	1
Sevierville, Dade	1
Saint Petersburg, Dade	1
San Juan, Osceola	1
San Pedro Sula, Dade	1
Sandy, Duval	1
Richmond Heights, Dade	1
Riverview, Pinellas	1
Rochester, Lee	1
Rosemary Beach, Bay	1
Saint Cloud, Orange	1
West Simsbury, Collier	1
Wayne, Dade	1
Windermere, Polk	1
Winter Park, Lake	1
Tinley Park, Lee	1
University Of Central FI, Dade	1
Downers Grove, St. Lucie	1
Export, Palm Beach	1
Fdsf, Unknown	1
Felda, Palm Beach	1
Flagler Beach, Volusia	1
Flora, Lee	1
Fort Myers, Lake	1
Fresno, Pasco	1
Fruitland Park, Sumter	1
Fwb, Unknown	1
Gainesville, Marion	1
Gastonia, Polk	1
Clearwater, Highlands	1
Clermont, Unknown	1
Columbia, Orange	1
Coral Gables, Unknown	1
Coral Springs, Unknown	1
Cornelius, Leon	1
Crestview, Dade	1
Dade City, Polk	1
Dania, Unknown	1
Darien, Pasco	1
Arcadia, Charlotte	1

# COVID-19: characteristics of 1,957,314 Florida resident cases

Data through Mar 17, 2021 verified as of Mar 18, 2021 at 09:25 AM

Data in this report are provisional and subject to change.

The table below includes the cities and counties of residence for cases in Florida residents based on the patient's ZIP Code. Note that city is not always received as part of the initial notification and may be missing while the case is being investigated.

City and county	Cases
Aspen, Palm Beach	1
Atlanta, Broward	1
Aurburndale, Polk	1
Aventura, Unknown	1
Azalea Park, Sarasota	1
Bartow, Unknown	1
Biscayne Park, Broward	1
Boca Rotan, Unknown	1
Alpharetta, Alachua	1
Apalachicola, Leon	1
Brooksville, Columbia	1
Bryn Mawr, Collier	1
Canfield, Duval	1
Naugatuck, Lee	1
New Vernon, Sarasota	1
New York, Broward	1
Northville, Broward	1
Ocala, Indian River	1
Ocoee, Broward	1
Myakka, Duval	1
Missing, Baker	1
Middleburg, Unknown	1
Milford, Palm Beach	1
Milford, Polk	1
Minneapolis, Broward	1
Melbourne, Orange	1
Miami Beach, Palm Beach	1
Miami Granders, Dade	1
Johns Island, Wakulla	1
Killarney, Orange	1
Knoxville, Duval	1
Havanna, Gadsden	1
Jacksonville, Palm Beach	1
Hilliard, Dade	1
Hollywood, Leon	1
Holt, Unknown	1
Homestead, Monroe	1
Humble, Broward	1
Green, Clay	1
Greensburg, Orange	1
Greenville, Monroe	1
Gulf Shores, Escambia	1
Maitland, Unknown	1
Los Angeles, Polk	1
Lakeland, Pasco	1
Lakewood, Unknown	1
Lake City, Volusia	1
Palm Coast, Duval	1
Orlando, Union	1
Ovido, Seminole	1
Oxford, Palm Beach	1
Opalocka, Dade	1
Oakland, Leon	1
Ocala, Alachua	1
Okeechobee, St. Lucie	1
Miami, Collier	1
Miami, St. Lucie	1
Marshall, Palm Beach	1
New Richmond, Volusia	1

# COVID-19: characteristics of 1,957,314 Florida resident cases

Data through Mar 17, 2021 verified as of Mar 18, 2021 at 09:25 AM

Data in this report are provisional and subject to change.

The table below includes the cities and counties of residence for cases in Florida residents based on the patient's ZIP Code. Note that city is not always received as part of the initial notification and may be missing while the case is being investigated.

City and county	Cases
North Canton, Palm Beach	1
Rio Dell, Volusia	1
Rochelle, Volusia	1
Saint Cloud, Lee	1
Saint Johns, Orange	1
San Antonio, Sarasota	1
San Antonio, Unknown	1
Sanford, Volusia	1
Panama City, Walton	1
Perry, Leon	1
Perth Amboy, Monroe	1
Port Orange, Unknown	1
Port Saint Lucie, Orange	1
Princeton, Alachua	1
Provincetown, Collier	1
Tampa, Volusia	1
Spring Park, Alachua	1
Steinhatchee, Madison	1
South Burlington, Orange	1
Shannon, Collier	1
Soldotna, Broward	1
Winter Park, Osceola	1
Wood River, Polk	1
Worcester, Palm Beach	1
Wheaton, Lee	1
Winter Park, Alachua	1
Wilmington, Broward	1
Wesley Chapel, Alachua	1
Virginia Beach, Hernando	1
Waco, Broward	1
Washington, Broward	1
Tangerine, Seminole	1
Tewksbury, Orange	1
Umatilla, Alachua	1
University Of Central Florida, Monroe	1
Toms River, Dade	1
Floral, Escambia	1
Grassy Key, Monroe	1
Gainesville, Baker	1
Gilmer, Dade	1
Jacksonville, Manatee	1
Haverford, Hillsborough	1
Herrin, Orange	1
Jamaica, Broward	1
Jersey City, Polk	1
Jupiter, Unknown	1
Kingsland, Duval	1
Kissimmee, Brevard	1
Miamf, Dade	1
Miami G, Dade	1
Marianna, Calhoun	1
Los Angeles, Palm Beach	1
Lyndhurst, Broward	1
Magnolia Square, Osceola	1
Maitland, Alachua	1
Lake In The Hills, Columbia	1
Lake Placid, Alachua	1
Lake Worth Beach, Broward	1
Lemoyne, Manatee	1



# COVID-19: characteristics of 1,957,314 Florida resident cases

Data through Mar 17, 2021 verified as of Mar 18, 2021 at 09:25 AM

Data in this report are provisional and subject to change.

The table below includes the cities and counties of residence for cases in Florida residents based on the patient's ZIP Code. Note that city is not always received as part of the initial notification and may be missing while the case is being investigated.

City and county	Cases
Lawrence Township, Palm Beach	1
Lander, Citrus	1
Las Vegas, Orange	1
Bryant, Alachua	1
Bronx, Broward	1
Buffalo, Palm Beach	1
Carol Stream, Orange	1
Castleberry, Escambia	1
Charlotte, Pasco	1
Apo, Pasco	1
Apopka, Flagler	1
99, Unknown	1
Alanson, Bay	1
Aollywoss, Dade	1
Boca Raton, Unknown	1
Bohealia, Lee	1
Blowing Rock, Polk	1
Belleair, Hillsborough	1
Dorchester, Orange	1
Deland, Polk	1
Dallas, Lee	1
De Leon Springs, Putnam	1
Dearborn, Lee	1
Estero, Collier	1
Fanning Springs, Levy	1
Fargo, Unknown	1
Felton, Manatee	1
Clear Brook, Lee	1
Crestview, Holmes	1
Cumberland, Palm Beach	1
Dade City, Hillsborough	1
College Station, Lake	1
Columbus, Brevard	1
Cookeville, Seminole	1
Winter Park, Broward	1
Winter Park, Indian River	1
Zolfo Springs, Polk	1
Westbrook, Dade	1
Wichita, Volusia	1
Washington, Unknown	1
Venice, Unknown	1
Vernon, Unknown	1
Winder Garden, Orange	1
Windermere, Leon	1
Windermere, Osceola	1
Windermere, Seminole	1
Winter Garden, Broward	1
Wells, Polk	1
Winter Garden, Pinellas	1
Tulsa, Orange	1
Tiffin, Highlands	1
Sun City Center, Hardee	1
Sunny Isles Beach, Broward	1
Tallahassee, Duval	1
Tallahassee, Unknown	1
Tampa, Palm Beach	1
Tavares, Marion	1
Saint Cloud, Unknown	1
Saint Johns, Unknown	1

# COVID-19: characteristics of 1,957,314 Florida resident cases

Data through Mar 17, 2021 verified as of Mar 18, 2021 at 09:25 AM

Data in this report are provisional and subject to change.

The table below includes the cities and counties of residence for cases in Florida residents based on the patient's ZIP Code. Note that city is not always received as part of the initial notification and may be missing while the case is being investigated.

City and county	Cases
Sarasota, Flagler	1
Saxis, Lee	1
Schenectady, Polk	1
Sebring, Lee	1
Shelton, Manatee	1
Spring Hill , Hernando	1
Spring Hill, Dade	1
Starke, Clay	1
Stone Mountain, Palm Beach	1
Plantation, Orange	1
Pompano Beach, Martin	1
Parker, Dade	1
Parker, Leon	1
Peoria, Unknown	1
Palm Coast, Polk	1
Pacifica, Dade	1
Ormond Beach, Unknown	1
Oviedo, Brevard	1
Orlando, Sarasota	1
Saint Petersburg, St. Lucie	1
Sandford, Seminole	1
Rye, Duval	1
Rex, Duval	1
Potomac, Palm Beach	1
Port Everglades, Broward	1
Ocoee, Osceola	1
Okeechobee, Broward	1
North Pole, Seminole	1
North Port, Lee	1
Old Town, Alachua	1
Omaha, Palm Beach	1
Ona, Manatee	1
Oooooo, Unknown	1
Opa Locka, Broward	1
Orange Park , Duval	1
Orlando, Columbia	1
Orlando, Indian River	1
Orem, Broward	1
New Orleans, Palm Beach	1
Newark, Broward	1
Newburgh, Bay	1
Navarre, Dade	1
Macdill Air Force Base, Hillsborough	1
Los Angeles Ca, Unknown	1
Los Angeles, Hardee	1
Largo, Unknown	1
Littleton, Dade	1
Miami Beach, Broward	1
Middlesburg, Duval	1
Miami Lakes, Unknown	1
Miami, Hillsborough	1
Miami, Manatee	1
Margate, Dade	1
Marshall, Dade	1
Mary Esther, Unknown	1
Medford, Palm Beach	1
Harrison, Pinellas	1
Holly Ridge, Orange	1
Homeless, Polk	1

# COVID-19: characteristics of 1,957,314 Florida resident cases

Data through Mar 17, 2021 verified as of Mar 18, 2021 at 09:25 AM

Data in this report are provisional and subject to change.

The table below includes the cities and counties of residence for cases in Florida residents based on the patient's ZIP Code. Note that city is not always received as part of the initial notification and may be missing while the case is being investigated.

City and county	Cases
Homosassa, Hernando	1
Leesburg, Marion	1
Lehigh Acres, Dade	1
Lewisburg, Pasco	1
Lake City, Hamilton	1
La Grange, Dade	1
Jerusalem, St. Johns	1
East Hampton, Palm Beach	1
Cypress, Leon	1
Davenport, Orange	1
Deland, St. Lucie	1
Deltona, Orange	1
Fort Myers-, Lee	1
Fort Pierce, Unknown	1
Gainesville, Duval	1
Granada Hills, Broward	1
Guilford, Dade	1
Hailandale, Unknown	1
Fort Myers, Manatee	1
Foley, Escambia	1
Conway, Leon	1
Coventry, Broward	1
Clermont, Volusia	1
Clewiston, Glades	1
Bridgeport, Dade	1
Bronx, Palm Beach	1
Cartersville, Unknown	1
Altoona, Marion	1
Anaheim, Unknown	1
Argyle, Walton	1
Athens, Duval	1
Bogota, Orange	1
Bradenton, Dade	1
Bradenton, Osceola	1
Dona Vista, Lake	1
East Setauket, Palm Beach	1
El Dorado, Palm Beach	1
Fleming Island, Duval	1
Fellsmere, Brevard	1
Crestview, Broward	1
Clearwater, Leon	1
Charlotte, Alachua	1
Dalecity, Okaloosa	1
Daytona Beach, Orange	1
Deerfield Beach, Polk	1
Crystal River, Marion	1
Crystal River, Unknown	1
Canton, Duval	1
Cantonment, Santa Rosa	1
Cape Coral, Unknown	1
Brooklyn, Polk	1
Bryceville, Duval	1
Bradenton, Lee	1
Boca Raton, Dade	1
Boca Raton, Madison	1
Bogota, Unknown	1
Bal Harbour, Broward	1
Atlanta, Walton	1
Attalla, Broward	1

# COVID-19: characteristics of 1,957,314 Florida resident cases

Data through Mar 17, 2021 verified as of Mar 18, 2021 at 09:25 AM

Data in this report are provisional and subject to change.

The table below includes the cities and counties of residence for cases in Florida residents based on the patient's ZIP Code. Note that city is not always received as part of the initial notification and may be missing while the case is being investigated.

City and county	Cases
Auburn, Palm Beach	1
Autaugaville, Broward	1
Apopka, Volusia	1
Alachua, Suwannee	1
Alafaya, Broward	1
Alafaya, Pinellas	1
Lake Clarke Shores, Palm Beach	1
Lake Forest, Collier	1
Merrick, Palm Beach	1
Metter, Manatee	1
Miami, Osceola	1
Miamiardens, Unknown	1
Miamksaohes, Dade	1
Jacksonville, Baker	1
Jacksonville, Marion	1
Irmo, Unknown	1
Key West, Palm Beach	1
Kilgore, Dade	1
Jupiter Inlet, Palm Beach	1
Jzx, Unknown	1
Land O Lakes, Unknown	1
Lawton, Okaloosa	1
Levittown, Palm Beach	1
Lima, Manatee	1
Lima, Volusia	1
Macclenny, Dixie	1
Madison, Jefferson	1
Maitland, Collier	1
Florida City, Unknown	1
Fort Lauderdale, Collier	1
Gainesville, Levy	1
Glen Cove, Unknown	1
Glen Saint Mary, Duval	1
Golden Oak, Hillsborough	1
Golf, Palm Beach	1
Immokalee, Walton	1
Greensboro, Leon	1
Syracuse, Unknown	1
Twentynine Palms, Broward	1
Vernon, Walton	1
Venezuela, Unknown	1
Waukesha, Volusia	1
Surprise, Unknown	1
St Cloud, Orange	1
St Helena Is, Dade	1
South Miami, Broward	1
San Marcos, Unknown	1
West Miami, Unknown	1
Whippany, Volusia	1
Xifamk, Dade	1
Windermere, Alachua	1
Winfield, Hillsborough	1
Winter Garden, Unknown	1
Winter Park, Brevard	1
Winter Park, Unknown	1
Pooler, Broward	1
Port St. Lucie, Unknown	1
Punta Gorda, Sarasota	1
Putnam, Putnam	1

# COVID-19: characteristics of 1,957,314 Florida resident cases

Data through Mar 17, 2021 verified as of Mar 18, 2021 at 09:25 AM

Data in this report are provisional and subject to change.

The table below includes the cities and counties of residence for cases in Florida residents based on the patient's ZIP Code. Note that city is not always received as part of the initial notification and may be missing while the case is being investigated.

City and county	Cases
Ridgewood, Lee	1
Roayl Palm Beach, Palm Beach	1
Roseville, Broward	1
Rye, Palm Beach	1
Saint Petersburg, Bay	1
Orlando, Walton	1
Oviedo, Lake	1
Orlando, St. Johns	1
Orlando, Gadsden	1
Orlando, Hernando	1
Plantation, Leon	1
Pensacola, Dade	1
Panomo City, Bay	1
Parrish, Sarasota	1
Ocala, Duval	1
North Porte, Unknown	1
Notrealville, Polk	1
Nashville, Palm Beach	1
Okeechobi, Unknown	1
Orem, Dade	1
Orlando, Citrus	1
Monument, Broward	1
Mokena, Lee	1
Miami Dade, Unknown	1
Myrtle Beach, Broward	1
Morrisville, Palm Beach	1
North Brunswick, St. Lucie	1
North Grafton, Dade	1
North Lauderdale, Unknown	1
Denton, Broward	1
Destin, Bay	1
Clearwater, Hillsborough	1
Coal City, Pasco	1
Crescent City, Marion	1
Crestview, Unknown	1
Commerce Township, Manatee	1
Coral Gables , Dade	1
Crawfordville, Alachua	1
Fort Lauderdale, Lee	1
Eureka, Flagler	1
Evansville, Citrus	1
Fort Worth, Broward	1
Franklin, Orange	1
Frostproof, Highlands	1
Gainesville, Palm Beach	1
Gainesville, Santa Rosa	1
Brownsville, Escambia	1
Bonnie, St. Johns	1
Belleair Bluffs, Unknown	1
Celebration, Orange	1
Chicago, Broward	1
Choctaw Beach, Unknown	1
Austin, Dade	1
Apo, Collier	1
Big Torch Key, Monroe	1
Black, Holmes	1
Boca Raton, Lee	1
Bonifay, Unknown	1
8852 Teacher Ln, Pasco	1

# COVID-19: characteristics of 1,957,314 Florida resident cases

Data through Mar 17, 2021 verified as of Mar 18, 2021 at 09:25 AM

Data in this report are provisional and subject to change.

The table below includes the cities and counties of residence for cases in Florida residents based on the patient's ZIP Code. Note that city is not always received as part of the initial notification and may be missing while the case is being investigated.

City and county	Cases
Addison, Pasco	1
Apopka, Citrus	1
Apopka, Hillsborough	1
Arabi, Orange	1
Litchfield Park, Monroe	1
Littleton, St. Johns	1
Lake Worth, Unknown	1
Lake In The Hills, Broward	1
Jupiter, Pinellas	1
Kansas City, Palm Beach	1
Indianapolis, Lee	1
Gwynn Oak, Polk	1
Milford, Bay	1
Milford, Unknown	1
New Canaan, Dade	1
Na, Dade	1
Missing, Franklin	1
Mossy Head, Walton	1
Mattoon, Lee	1
Melbourne, Volusia	1
Los Angeles, Orange	1
Maitland, Palm Beach	1
Marianna, Leon	1
Marianna, Washington	1
Mary Esther, Hillsborough	1
Saint Charles, Orange	1
Roswell, Bay	1
Ruskin, Dade	1
Ruskin, Manatee	1
Scottsdale, Brevard	1
Scottsdale, Palm Beach	1
Saint Petersburg, Duval	1
Saint Petersburg, Manatee	1
Tampa, Duval	1
Tavares, Unknown	1
Temple, Palm Beach	1
St Peterburg, Orange	1
Stiamk, Dade	1
Summerdale, Escambia	1
Surfside Beach, Orange	1
Sun City Center, Lee	1
Port Saint Lucie, Marion	1
Port St Luice, Unknown	1
Plymouth, Pasco	1
Pensacola Naval Hospital, Escambia	1
Pass-A-Grille, Pinellas	1
Oviedo, Orange	1
Pace, Escambia	1
Painted Post, Pasco	1
Palatka, Marion	1
Newaygo, Charlotte	1
North Port, Charlotte	1
Okeechobee, Unknown	1
Winnetka, Dade	1
Winter Garden, Osceola	1
Winter Haven, Osceola	1
Winter Park, Duval	1
Winter Park, Palm Beach	1
Weston, Unknown	1



# COVID-19: characteristics of 1,957,314 Florida resident cases

Data through Mar 17, 2021 verified as of Mar 18, 2021 at 09:25 AM

Data in this report are provisional and subject to change.

The table below includes the cities and counties of residence for cases in Florida residents based on the patient's ZIP Code. Note that city is not always received as part of the initial notification and may be missing while the case is being investigated.

City and county	Cases
Wildwood, Lee	1
Willington, Lee	1
Winter Springs, Polk	1
Youngstown, Washington	1
West Hollywood, Broward	1
Wakefield, Broward	1
Waverly, Duval	1
Wabasha, Clay	1
Unknown, Duval	1
Upland, Manatee	1
Crossings, Unknown	1
Davenport, Lake	1
Davie, Unknown	1
Dayton, Orange	1
Dearborn Heights, Hillsborough	1
Edgewood, Broward	1
Elkton, Putnam	1
Chesterfield, Broward	1
Carteret, Polk	1
Cincinnati, Dade	1
Connellsville, Highlands	1
Armstrong, St. Johns	1
Atl, Brevard	1
Alva, Escambia	1
Andalusia, Escambia	1
Arcadia, Highlands	1
Baker, Santa Rosa	1
Belleville, Palm Beach	1
Belmont, Santa Rosa	1
Blountstown, Broward	1
Bronson, Alachua	1
Brooker, Alachua	1
Bradenton, Clay	1
Brandon, Pinellas	1
Bonita, Lee	1
Bocaraten, Palm Beach	1
Middletown, Osceola	1
Missing, Gilchrist	1
Monroe, Hillsborough	1
New Vernon, Palm Beach	1
Mayaguez, Dade	1
Macclenny, Duval	1
Mantua, Broward	1
Longwood, Broward	1
Lucedale, St. Lucie	1
Kure Beach, Monroe	1
Lakeland, Palm Beach	1
Hudson, Pinellas	1
Hoosick Falls, Broward	1
Indian Rock Beach, Palm Beach	1
Interlachen, Duval	1
Kechi, Orange	1
Floral, Okaloosa	1
Forestville, Volusia	1
Gibson, Unknown	1
Gainesville, Okaloosa	1
Gainesville, Unknown	1
Greenbrier, Bay	1
Groveland, Orange	1

# COVID-19: characteristics of 1,957,314 Florida resident cases

Data through Mar 17, 2021 verified as of Mar 18, 2021 at 09:25 AM

Data in this report are provisional and subject to change.

The table below includes the cities and counties of residence for cases in Florida residents based on the patient's ZIP Code. Note that city is not always received as part of the initial notification and may be missing while the case is being investigated.

City and county	Cases
Hialeahgardens, Dade	1
Hiram, Leon	1
Windermere, Volusia	1
Wtixrat, Dade	1
Westlake Village, Unknown	1
White Plains, Broward	1
Whites Creek, Leon	1
Watersound, Bay	1
Unk, Duval	1
Ventura, Orange	1
University Of Central Florida, Lee	1
Trenton, Dixie	1
Unknown, Unknown	1
Toms River, Lee	1
Tourist, Dade	1
Seffenner, Hillsborough	1
Seminole, Lee	1
Saint Petersburg, Charlotte	1
Puerto Rico, Unknown	1
Punta Gorda, Unknown	1
Randolph, Orange	1
Rivera Beach, Palm Beach	1
Saint Augustine, Flagler	1
Stratford, Broward	1
Sunrtise, Dade	1
Tallahassee, Madison	1
Pembroke Pines, Orange	1
Pensacola, Sumter	1
Palm Coast, Unknown	1
Perth Amboy, Hillsborough	1
Port Orange, Brevard	1
Powell, Lee	1
Paducah, Manatee	1
Orlando, Jackson	1
Orlando, Lee	1
Newberry, Levy	1
North Laud, Unknown	1
Ocala, Citrus	1
Ocoee, Unknown	1
Odessa, Dade	1
Oldsrav, Manatee	1
Prattville, Hillsborough	1
Prestonsburg, Bay	1
Quincy, Jackson	1
Rapid City, Broward	1
Russellville, Bay	1
Sagamore Beach, Charlotte	1
Saint Cloud, Palm Beach	1
Petersburg, Manatee	1
Piasa, Putnam	1
Saint Joseph, Volusia	1
San Antonio, Orange	1
Sanford, Unknown	1
Seminole, Leon	1
Suitland, Volusia	1
Shalimar, Unknown	1
Shirley, Flagler	1
Oldsmar, Hillsborough	1
Olean, Alachua	1

# COVID-19: characteristics of 1,957,314 Florida resident cases

Data through Mar 17, 2021 verified as of Mar 18, 2021 at 09:25 AM

Data in this report are provisional and subject to change.

The table below includes the cities and counties of residence for cases in Florida residents based on the patient's ZIP Code. Note that city is not always received as part of the initial notification and may be missing while the case is being investigated.

City and county	Cases
North Palm Beach, Orange	1
Northport, Sarasota	1
Oakland, Lee	1
Missing, Levy	1
Myakka City, Sarasota	1
New Middletown, Hillsborough	1
New Port Richey, Pinellas	1
New Port Richey, Unknown	1
Newberry, Marion	1
Orlo Vista, Orange	1
Other, Dade	1
Palm Beach Gardens, Unknown	1
Palmetto Bay, Palm Beach	1
Palmetto, Pasco	1
Parma, Manatee	1
Pass-A-Grille Beach, Pinellas	1
Syracuse, Polk	1
Tallahassee, Dade	1
Tamarac, Dade	1
Tampa, Unknown	1
Tavares, Orange	1
Tequesta, Martin	1
Topsham, Manatee	1
Town Of Nocatee, St. Johns	1
Troy, Manatee	1
Unkn, Duval	1
Waipahu, Santa Rosa	1
Ward, Polk	1
Wellborn, Columbia	1
Sunbright, Palm Beach	1
Winter Garden, Duval	1
Woodbine, Nassau	1
West Aplm Beach, Palm Beach	1
West Yarmouth, St. Lucie	1
Venetian Islands, Dade	1
Yulee, St. Johns	1
Zephyrhills, Hillsborough	1
Matawan, Palm Beach	1
Mckinney, Broward	1
Miamc, Dade	1
Milford, Lee	1
Missing, Okeechobee	1
Monroe Township, Palm Beach	1
Moore Haven, Okeechobee	1
Morrisville, Unknown	1
Lake Butler, Alachua	1
Kingsland, Nassau	1
Knoxville, Bay	1
Ldhl, Broward	1
Las Vegas, Palm Beach	1
Longwood, Volusia	1
Lincoln, St. Lucie	1
Little Neck, Lee	1
Jupiter, St. Lucie	1
Kenilworth, Leon	1
Key West, Duval	1
Keys West, Unknown	1
Jacksonville, Orange	1
Jefferson, Dade	1

# COVID-19: characteristics of 1,957,314 Florida resident cases

Data through Mar 17, 2021 verified as of Mar 18, 2021 at 09:25 AM

Data in this report are provisional and subject to change.

The table below includes the cities and counties of residence for cases in Florida residents based on the patient's ZIP Code. Note that city is not always received as part of the initial notification and may be missing while the case is being investigated.

City and county	Cases
Jonesboro, Leon	1
Inverness, Marion	1
Inwood, Broward	1
Irvine, Marion	1
Istachatta, Hernando	1
Homeless, Monroe	1
Homeless, Pinellas	1
Howell, Dade	1
Hudson, Hernando	1
Hoclywsod, Dade	1
Holiday, Pinellas	1
Hernando, Marion	1
Hialeah, Collier	1
Indian Rocks Beach, Duval	1
Indiantown, Palm Beach	1
Inglewood, Sarasota	1
Dallas, Hernando	1
Dearborn, Broward	1
Deer Park, Dade	1
Carmel, Orange	1
Cedar Springs, Hernando	1
Caracas, Dade	1
Coconut Ck, Unknown	1
Chicago, Unknown	1
Brooklyn, Dade	1
Brooklyn, Lee	1
Bonnie, Broward	1
Boston, Broward	1
Bel Air, Collier	1
Apopka, Clay	1
Asheville, Highlands	1
Astoria, Broward	1
Atmore, Escambia	1
Bartow, Hardee	1
O, Manatee	1
Acworth, Okaloosa	1
Alachua, Duval	1
Alpharetta, Broward	1
Downingtown, Broward	1
Downingtown, Hillsborough	1
Dpo, Santa Rosa	1
Dunedin, Unknown	1
Deerfield, Dade	1
Deland, Seminole	1
Dayton, Lake	1
Daytona Beach, Pinellas	1
Erie, Monroe	1
East Palatka, Hillsborough	1
Eastpoint, Leon	1
Deltona, Seminole	1
Fort Lauderdale, Leon	1
Fort Myers, Sarasota	1
Fort Pierce, Palm Beach	1
Fort White, Clay	1
Garden City, Alachua	1
Gaylord, Orange	1
Gotcha, Orange	1
Greensburg, Palm Beach	1
Haines City, Osceola	1

# COVID-19: characteristics of 1,957,314 Florida resident cases

Data through Mar 17, 2021 verified as of Mar 18, 2021 at 09:25 AM

Data in this report are provisional and subject to change.

The table below includes the cities and counties of residence for cases in Florida residents based on the patient's ZIP Code. Note that city is not always received as part of the initial notification and may be missing while the case is being investigated.

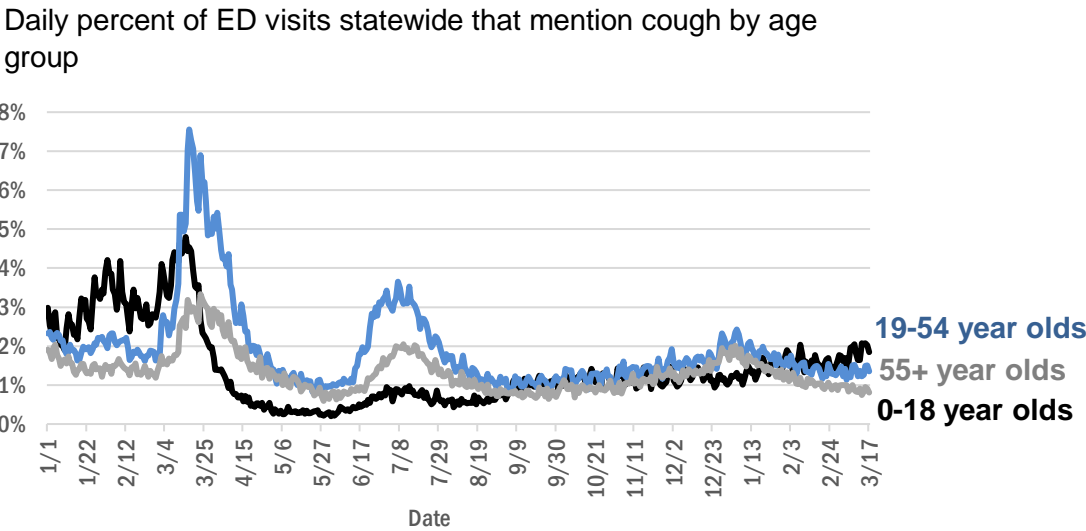
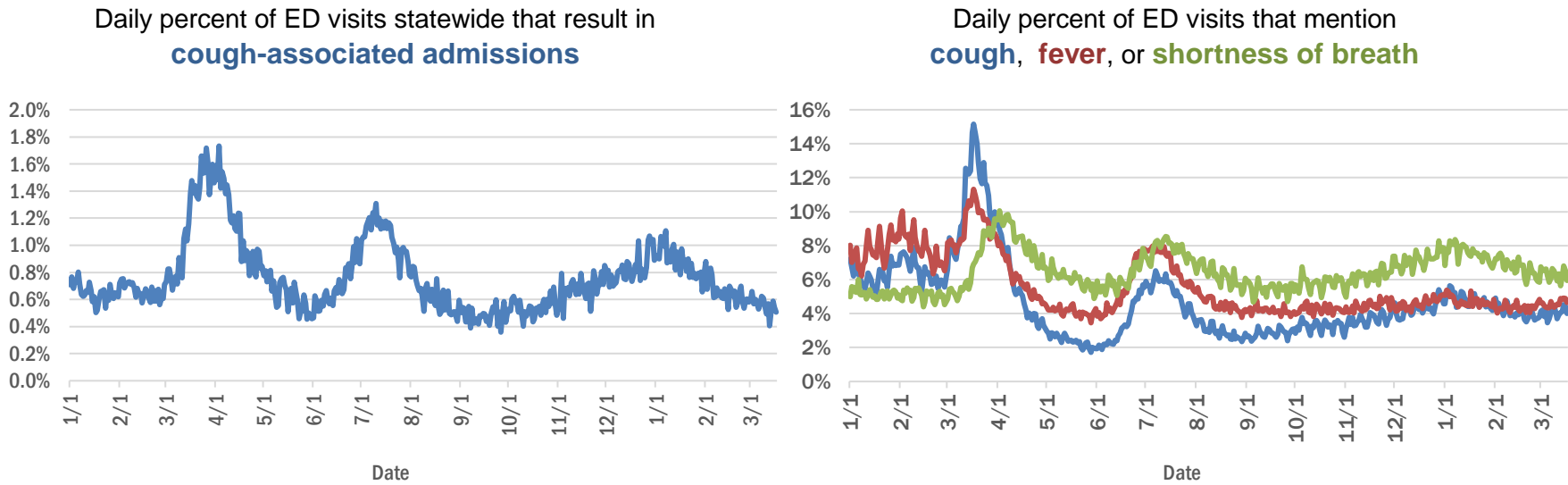
City and county	Cases
Hallandale, Unknown	1
Helen, Bay	1
Total	1,957,314

# COVID-19: additional surveillance information

Data through Mar 17, 2021 verified as of Mar 18, 2021 at 09:25 AM

Data in this report are provisional and subject to change.

## Statewide emergency department (ED) chief complaint and admission data



The Electronic Surveillance System for the Early Notification of Community-Based Epidemics (ESSENCE-FL) includes chief complaint data from 211 of 211 Florida EDs. Data are transmitted electronically to ESSENCE-FL daily or hourly.



# COVID-19: testing by laboratory

Data through Mar 17, 2021 verified as of Mar 18, 2021 at 09:25 AM

Data in this report are provisional and subject to change.

The numbers in the table below represent the number of Florida and non-Florida residents for whom test results were received by the Department of Health. A person can be tested by more than one laboratory and can have both positive and negative results. **Therefore, the sum of the numbers in each column will be larger than the total number of people tested.**

Reporting lab	Inconclusive	Negative	Positive	Percent positive	Total
LABORATORY CORPORATION OF AMERICA	2,539	1,607,672	218,951	12%	1,829,162
CURATIVE LABS	14,663	1,570,449	238,531	13%	1,823,643
QUEST DIAGNOSTICS	11,805	1,363,248	200,686	13%	1,575,739
BIO REFERENCE LABORATORIES, INC	7,567	932,533	179,090	16%	1,119,190
HELIX	8,792	641,720	112,061	15%	762,573
REALTOX LABS LLC	6,488	594,528	97,718	14%	698,734
NOMI_HEALTH	2,768	444,798	61,256	12%	508,822
RCA LABORATORY SERVICES, LLC/GENETWORX		408,401	44,103	10%	452,504
GENETWORX	661	390,598	32,971	8%	424,230
CDR MAGUIRE - HEALTH CARE CENTER		338,623	51,551	13%	390,174
PALM BEACH BALLPARK		224,727	22,516	9%	247,243
IMPACT HEALTH BIOMETRIC TESTING, INC	1,041	220,126	26,024	11%	247,191
PWNHEALTH	1,563	212,227	28,389	12%	242,179
EAST FLORIDA STATE COLLEGE - BREVARD		212,886	26,986	11%	239,872
BPHL-JACKSONVILLE	18	186,811	32,368	15%	219,197
NOMI HEALTH LAB SERVICES		172,673	19,912	10%	192,585
ADVENTHEALTH LAB	99	163,363	21,020	11%	184,482
FULGENT DIAGNOSTICS LABORATORY	3,317	153,028	17,198	10%	173,543
MAKO GENOMICS	7,743	139,520	25,447	15%	172,710
CB SMITH PARK		150,116	18,792	11%	168,908
BPHL-MIAMI	225	144,217	24,115	14%	168,557
MAYO CLINIC LABORATORIES	336	138,664	17,458	11%	156,458
ELABNETWORK	1,059	138,284	11,816	8%	151,159
BAYCARE LABORATORIES LLC	596	132,617	11,494	8%	144,707
MEMORIAL REGIONAL HOSPITAL SOUTH	26	115,197	23,525	17%	138,748
ASCENSION SACRED HEART HOSPITAL - PENSACOLA	2	114,708	17,882	13%	132,592
ORLANDO HEALTH SYSTEM	683	117,863	12,110	9%	130,656
NORTHWEST LABORATORY	246	121,079	6,475	5%	127,800
BIOCOLLECTIONS WORLDWIDE, INC	738	109,997	13,467	11%	124,202
AEGIS SCIENCES CORPORATION	969	98,974	16,529	14%	116,472
ADVENT HEALTH LAB	112	101,258	13,956	12%	115,326
MEDICAL DIAGNOSTIC LABORATORIES	976	98,584	14,220	12%	113,780
AKESOGEN		92,348	17,850	16%	110,198
TESTING MATTERS INC	762	91,962	16,131	15%	108,855
BPHL-TAMPA (SPECTRUM BLVD)	45	90,374	16,631	16%	107,050
UF HEALTH MEDICAL LAB	33	97,468	9,109	9%	106,610
TAMPA GENERAL HOSPITAL	4	92,397	8,823	9%	101,224
KORVALABS, INC	1,285	91,545	4,703	5%	97,533
DIATHERIX LABORATORIES (VRL EUROFINs)	1	84,524	12,553	13%	97,078
SUNPATH MEDICAL DIAGNOSTICS LABORATORY	823	78,148	12,016	13%	90,987
BAPTIST HEALTH SOUTH FLORIDA	362	77,635	11,919	13%	89,916
ASCENSION ST VINCENT'S - RIVERSIDE	1	71,072	10,075	12%	81,148
JACKSON MEMORIAL HOSPITAL CLINICAL LAB	79	63,239	11,498	15%	74,816
SOUTH MIAMI HOSPITAL LAB	445	64,964	9,294	12%	74,703
LAKELAND REGIONAL MEDICAL CENTER	129	65,862	8,637	12%	74,628
UF HEALTH SHANDS HOSPITAL	485	61,222	4,505	7%	66,212
AMERICAN HEALTH ASSOCIATES	9	60,202	5,180	8%	65,391

# COVID-19: testing by laboratory

Data through Mar 17, 2021 verified as of Mar 18, 2021 at 09:25 AM

Data in this report are provisional and subject to change.

The numbers in the table below represent the number of Florida and non-Florida residents for whom test results were received by the Department of Health. A person can be tested by more than one laboratory and can have both positive and negative results. **Therefore, the sum of the numbers in each column will be larger than the total number of people tested.**

Reporting lab	Inconclusive	Negative	Positive	Percent positive	Total
INGENIOUS PERSONALIZED MEDICINE	205	53,085	10,781	17%	64,071
AIT LABORATORIES		52,940	6,466	11%	59,406
APPLIED INGENUITY DIAGNOSTICS LLC		52,619	2,378	4%	54,997
BAPTIST HEALTH - JACKSONVILLE	4	49,153	3,960	7%	53,117
ARUP LABORATORIES	16	50,080	2,924	6%	53,020
GENESIS REFERENCE LABORATORIES		46,584	5,132	10%	51,716
TALLAHASSEE MEMORIAL HOSPITAL	240	44,188	5,493	11%	49,921
MINUTECLINIC LLC		40,815	6,864	14%	47,679
SARASOTA MEMORIAL HOSPITAL MAIN LAB	12	43,102	3,722	8%	46,836
ADVENTIST HEALTH SYSTEMS SUNBELT INC DBA		41,046	4,881	11%	45,927
VIRACOR EUROFINS		35,703	9,840	22%	45,543
BROWARD GENERAL MEDICAL CENTER-CLINICAL LAB	2	40,944	4,495	10%	45,441
NICKLAUS CHILDREN'S HOSPITAL	70	38,596	5,162	12%	43,828
FLORIDA HOSPITAL - TAMPA	37	40,117	3,327	8%	43,481
MILLENNIUM PHYSICIAN GROUP	17	35,036	6,772	16%	41,825
DWIC OF TAMPA BAY INC		35,837	4,451	11%	40,288
LEE HEALTH - CAPE CORAL HOSPITAL	3	34,488	5,622	14%	40,113
UNIVERSITY OF MIAMI HOSPITAL	139	36,041	3,678	9%	39,858
UF HEALTH JACKSONVILLE	53	34,186	3,990	10%	38,229
MEDFAST URGENT CARE CENTERS, LLC	20	32,582	4,882	13%	37,484
ORANGE COUNTY CONVENTION CENTER		33,330	3,703	10%	37,033
ECCO LAB GROUP CO	519	31,668	4,633	13%	36,820
MIAMI DADE COUNTY☐		32,091	3,527	10%	35,618
WALGREENS	35	29,583	5,459	16%	35,077
NORTH FLORIDA REGIONAL MEDICAL CENTER		29,363	3,455	11%	32,818
MOUNT SINAI MEDICAL CENTER	10	29,423	3,161	10%	32,594
INTEGRATED REGIONAL LABORATORIES LLP	10	27,799	4,120	13%	31,929
ST JOSEPHS HOSPITAL LABORATORY	23	28,097	3,603	11%	31,723
BRANDON REGIONAL HOSPITAL		27,964	3,637	12%	31,601
JUPITER MEDICAL CENTER LAB	82	28,203	2,750	9%	31,035
STS LAB 2 LLC	6	29,175	1,524	5%	30,705
GENESIS MEDICAL LABORATORY	402	24,340	4,466	15%	29,208
NIGHT LITE PEDIATRIC CENTER LLC		25,800	2,814	10%	28,614
JFK MEDICAL CENTER LAB	1	25,345	3,263	11%	28,609
PALMETTO GENERAL HOSPITAL LAB	3	23,430	4,680	17%	28,113
WATSON CLINIC LLP		22,486	5,165	19%	27,651
HOLY CROSS HOSPITAL CLINICAL LAB	1	24,852	2,339	9%	27,192
MALABAR MEDICAL WALK IN CLINIC	1	21,766	4,496	17%	26,263
HEALTHLINK DIAGNOSTIC LABORATORIES	291	23,048	2,381	9%	25,720
AVENTUS BIO LABS	16	22,278	3,209	13%	25,503
INFINITY BIOLOGIX LLC (GINKO BIOWORKS)	92	23,599	1,100	4%	24,791
ACCESS DX LABORATORY	224	22,442	2,091	8%	24,757
MORTON PLANT HOSPITAL-ADLER INSTITUTE	26	21,004	2,539	11%	23,569
PANCARE OF FLORIDA INC		20,534	2,491	11%	23,025

# COVID-19: testing by laboratory

Data through Mar 17, 2021 verified as of Mar 18, 2021 at 09:25 AM

Data in this report are provisional and subject to change.

The numbers in the table below represent the number of Florida and non-Florida residents for whom test results were received by the Department of Health. A person can be tested by more than one laboratory and can have both positive and negative results. **Therefore, the sum of the numbers in each column will be larger than the total number of people tested.**

Reporting lab	Inconclusive	Negative	Positive	Percent positive	Total
LAB DIAGNOSTICS LLC	392	16,788	5,331	24%	22,511
STATLAB_MOBILE	1	20,327	2,050	9%	22,378
DRS CLACK SPENCER WHITE & MCCORMACK PA D/B/A		20,197	2,029	9%	22,226
AMELIA EARHART		19,023	2,905	13%	21,928
SAINT MARY'S MEDICAL CENTER	24	19,600	2,247	10%	21,871
CLEVELAND CLINIC HOSPITAL LAB	4	19,437	2,346	11%	21,787
NAPLES COMMUNITY HOSPITAL	72	19,633	2,030	9%	21,735
UNITED CLINICAL LABORATORY LLC	3	18,767	2,460	12%	21,230
CLEVELAND CLINIC TRADITION HOSPITAL		19,498	1,423	7%	20,921
PATIENTS FIRST LAKE ELLA MEDICAL CENTER PA		17,617	3,261	16%	20,878
ADVENT HEALTH - DAYTONA BEACH	32	18,890	1,704	8%	20,626
EXACT SCIENCES LABORATORIES		18,177	2,307	11%	20,484
BAYFRONT HEALTH - ST PETERSBURG	17	17,399	2,437	12%	19,853
OSCEOLA REGIONAL MEDICAL CENTER	1	16,660	2,327	12%	18,988
LEESBURG REGIONAL MEDICAL CENTER		16,340	2,242	12%	18,582
HOMESTEAD HOSPITAL CLINICAL LABORATORY	27	14,941	3,207	18%	18,175
MEMORIAL HOSPITAL JACKSONVILLE	8	15,020	2,756	15%	17,784
CLARITY LAB SOLUTIONS	94	15,646	1,896	11%	17,636
HEALTH CENTER AT SINAI RESIDENCES		16,930	506	3%	17,436
NORTHWEST MEDICAL CENTER	1	15,222	2,118	12%	17,341
BIOCERNA LABS	461	14,582	2,112	12%	17,155
ORANGE PARK MEDICAL CENTER	9	14,245	2,653	16%	16,907
INDIAN RIVER PATHOLOGY LLC		15,555	1,270	8%	16,825
BETHESDA HOSPITAL EAST		14,908	1,507	9%	16,415
OAK HILL HOSPITAL		14,543	1,818	11%	16,361
ACCESS MEDICAL LABORATORIES	4	8,375	7,956	49%	16,335
DELRAY MEDICAL CENTER LAB	3	14,616	1,665	10%	16,284
WELLINGTON REGIONAL MED CTR LAB	6	14,468	1,795	11%	16,269
VISTA CLINICAL DIAGNOSTICS	486	13,852	1,780	11%	16,118
LAWNWOOD REGIONAL MEDICAL CENTER	1	13,756	2,208	14%	15,965
FULGENT DIAGNOSTICS	170	14,677	984	6%	15,831
WEST KENDALL BAPTIST HOSPITAL	13	12,791	2,938	19%	15,742
MEMORIAL REGIONAL HOSPITAL CLINICAL LABORATORY	10	14,723	1,002	6%	15,735
BAPTIST HEALTH - SOUTH		14,121	1,207	8%	15,328
THE HEALTHCARE DISTRICT OF PALM BEACH COUNTY	50	13,335	1,923	13%	15,308
LARGO MEDICAL CENTER		13,459	1,637	11%	15,096
BAPTIST HEALTHCARE - BAPTIST HOSPITAL	5	11,843	3,161	21%	15,009
WINTER HAVEN HOSPITAL CLINICAL LABORATORY	4	12,702	2,273	15%	14,979
ADVENTHEALTH CENTRA CARE LAKE BUENA VISTA		13,196	1,715	12%	14,911
PRIVA PATH LABS	77	13,815	951	6%	14,843
LEE HEALTH - LEE MEMORIAL HOSPITAL		11,198	3,615	24%	14,813
UHEALTH CORAL GABLES/LENNAR MED CTR	40	13,818	930	6%	14,788
NONA SCIENTIFIC	5	11,428	3,133	22%	14,566
INDIAN RIVER MEDICAL CENTER LAB		13,669	852	6%	14,521
MEDRITE MEDICAL CARE, PC	6,839	6,994	654	5%	14,487

# COVID-19: testing by laboratory

Data through Mar 17, 2021 verified as of Mar 18, 2021 at 09:25 AM

Data in this report are provisional and subject to change.

The numbers in the table below represent the number of Florida and non-Florida residents for whom test results were received by the Department of Health. A person can be tested by more than one laboratory and can have both positive and negative results. **Therefore, the sum of the numbers in each column will be larger than the total number of people tested.**

Reporting lab	Inconclusive	Negative	Positive	Percent positive	Total
WEST FLORIDA HOSPITAL LAB	1	11,342	3,024	21%	<b>14,367</b>
MOLECULAR INFECTIOUS DISEASES	501	13,384	472	3%	<b>14,357</b>
CARDIOPATH	84	12,432	1,841	13%	<b>14,357</b>
MEDICAL CENTER OF TRINITY CLINICAL LABORATORY	2	12,682	1,456	10%	<b>14,140</b>
PALMS WEST HOSPITAL LAB	2	12,176	1,939	14%	<b>14,117</b>
NEMOURS CHILDRENS HOSPITAL	1	13,308	783	6%	<b>14,092</b>
WESTSIDE REGIONAL MED CTR	2	11,727	2,005	15%	<b>13,734</b>
GOOD SAMARITAN MEDICAL CENTER LAB	2	11,960	1,763	13%	<b>13,725</b>
MIAMI BEACH CONVENTION CENTER		12,974	733	5%	<b>13,707</b>
MERCY HOSPITAL A CAMPUS OF PLANTATION GEN HOSP LAB	1	11,473	2,069	15%	<b>13,543</b>
REGIONAL MEDCIAL CENTER BAYONET POINT	2	12,195	1,042	8%	<b>13,239</b>
THE VILLAGES REGIONAL HOSPITAL		11,778	1,352	10%	<b>13,130</b>
GULF COAST MEDICAL CENTER MICROLAB		10,289	2,780	21%	<b>13,069</b>
LABS ASAP LLC		11,580	1,215	9%	<b>12,795</b>
SYNERGY DIAGNOSTIC LABORATORY	96	11,169	1,462	11%	<b>12,727</b>
ST ANTHONY'S HOSPITAL LAB	30	11,146	1,541	12%	<b>12,717</b>
AVENTURA HOSPITAL LAB		10,166	2,358	19%	<b>12,524</b>
CORAL GABLES HOSPITAL CLINICAL LABORATORY		10,590	1,911	15%	<b>12,501</b>
NATIONWIDE LABORATORY SERVICES INC	417	10,538	1,489	12%	<b>12,444</b>
CAPITAL REGIONAL MEDICAL CTR		10,044	2,379	19%	<b>12,423</b>
BLAKE MEDICAL CENTER		10,741	1,494	12%	<b>12,235</b>
HALIFAX MEDICAL CENTER LAB	37	10,418	1,777	15%	<b>12,232</b>
WEST BOCA MEDICAL CENTER LAB		11,277	899	7%	<b>12,176</b>
BAPTIST HEALTH SOUTH FLORIDA - WEST KENDALL URGENT CARE		10,199	1,971	16%	<b>12,170</b>
LAKE CITY HM		11,147	988	8%	<b>12,135</b>
BINAXNOW	9	9,174	2,860	24%	<b>12,043</b>
MANATEE MEMORIAL HOSPITAL		10,942	1,032	9%	<b>11,974</b>
LEE HEALTH - HEALTH PARK MEDICAL CENTER		10,040	1,892	16%	<b>11,932</b>
FLORIDA HOSPITAL WATERMAN LABORATORY	70	10,997	862	7%	<b>11,929</b>
PWN HEALTH	17	9,829	2,074	17%	<b>11,920</b>
GENOVA DIAGNOSTICS LABORATORY	64	10,794	1,058	9%	<b>11,916</b>
ST JOSEPHS HOSPITAL	18	10,230	1,627	14%	<b>11,875</b>
FLORIDA LABORATORY ANALYSIS		10,384	1,481	12%	<b>11,865</b>
PRECISION HEALTH RESOURCES LLC		11,063	740	6%	<b>11,803</b>
PALM BEACH GARDENS MEDICAL CTR LAB		10,575	1,146	10%	<b>11,721</b>
ST MARKS HOSPITAL LABORATORY B	78	10,627	1,002	9%	<b>11,707</b>
PATHNOSTICS	41	9,206	2,389	21%	<b>11,636</b>
LARKIN COMMUNITY HOSPITAL	10	9,917	1,492	13%	<b>11,419</b>
COAST DIAGNOSTICS LLC	45	10,117	1,238	11%	<b>11,400</b>
FLORIDA HOSPITAL HEARTLAND MED CTR CLINICAL LAB	33	9,685	1,428	13%	<b>11,146</b>
LAKE CITY MEDICAL CENTER		8,945	2,200	20%	<b>11,145</b>
MEASE COUNTRYSIDE LAB	14	9,820	1,212	11%	<b>11,046</b>
PLANTATION GENERAL HOSPITAL		9,331	1,698	15%	<b>11,029</b>
VIKOR SCIENTIFIC	49	9,099	1,810	17%	<b>10,958</b>
ADVENT HEALTH - WESLEY CHAPEL	14	9,642	999	9%	<b>10,655</b>
EXPRESS GENE MOLECULAR DIAGNOSTICS LABORATORY		9,184	1,449	14%	<b>10,633</b>
FLORIDA MEDICAL CENTER - A CAMPUS OF NORTH SHORE	2	9,330	1,286	12%	<b>10,618</b>



# COVID-19: testing by laboratory

Data through Mar 17, 2021 verified as of Mar 18, 2021 at 09:25 AM

Data in this report are provisional and subject to change.

The numbers in the table below represent the number of Florida and non-Florida residents for whom test results were received by the Department of Health. A person can be tested by more than one laboratory and can have both positive and negative results. **Therefore, the sum of the numbers in each column will be larger than the total number of people tested.**

Reporting lab	Inconclusive	Negative	Positive	Percent positive	Total
PHYSICIANS REGIONAL MEDICAL CENTER - PINE RIDGE RD	1	9,430	1,128	11%	10,559
DOCTORS HOSPITAL	7	8,763	1,677	16%	10,447
CENTRAL FLORIDA REGIONAL HOSPITAL		9,359	1,082	10%	10,441
LARKIN COMMUNITY HOSPITAL INC DBA CARDIOTROPIC		6,819	3,620	35%	10,439
AMERICAN FAMILY CARE	1	5,960	4,399	42%	10,360
SARKIS CLINICAL TRIALS	25	8,978	1,277	12%	10,280
NORTHSIDE HOSPITAL AND HEART INSTITUTE		9,242	1,030	10%	10,272
LEON MEDICAL CENTERS LLC		8,118	2,137	21%	10,255
CernerELR_Advent		8,827	1,317	13%	10,144
ADVENTHEALTH CENTRA CARE WATERFORD LAKES		8,495	1,628	16%	10,123
CORAL SPRINGS MED CTR		9,079	987	10%	10,066
JOHNS HOPKINS ALL CHILDREN'S HOSPITAL		9,331	654	7%	9,985
FLORIDA HOSPITAL DELAND	10	8,719	1,222	12%	9,951
NCF DIAGNOSTICS & DNA TECHNOLOGIES LAB	162	9,276	512	5%	9,950
LABSTAT LLC	10	9,472	447	5%	9,929
SRQ DRIVE THROUGH☐		8,944	905	9%	9,849
AVECINA MEDICAL	4	6,203	3,536	36%	9,743
AVECINA	20	8,997	703	7%	9,720
P4 CLINICAL, LLC	204	8,551	958	10%	9,713
PALM BEACH BALL PARK		8,607	1,024	11%	9,631
BAPTIST HEALTH SOUTH FLORIDA - COUNTRY WALK URGENT CARE		7,883	1,636	17%	9,519
BOSTON HEART DIAGNOSTICS CORP		8,292	1,199	13%	9,491
WEST PALM HOSPITAL LAB		8,714	750	8%	9,464
HEALTHQUEST ESOTERICS		8,001	1,451	15%	9,452
ADVENTHEALTH CENTRA CARE ST CLOUD	1	8,033	1,274	14%	9,308
OCALA REGIONAL MEDICAL CENTER		8,016	1,199	13%	9,215
MEDARBOR DIAGNOSTICS	1	8,070	1,127	12%	9,198
BROWARD HEALTH NORTH CLINICAL LABORATORY		8,090	1,027	11%	9,117
NORTH SHORE MEDICAL CENTER		7,533	1,532	17%	9,065
SYNERGY LABORATORIES	31	7,888	1,118	12%	9,037
FLORIDA HOSPITAL FLAGLER	29	8,162	828	9%	9,019
CERNERELR_BAYCARE	43	8,320	616	7%	8,979
INFORM DIAGNOSTICS, INC		8,434	505	6%	8,939
FLORIDA HOSPITAL ZEPHYRHILLS	10	7,930	980	11%	8,920
LEE HEALTH - GULF COAST MEDICAL CENTER	2	7,132	1,731	20%	8,865
FLORIDA HOSPITAL OF CARROLLWOOD	23	7,542	1,217	14%	8,782
H LEE MOFFITT CANCER CENTER LABORATORY	2	8,455	233	3%	8,690
SANTA ROSA MEDICAL CENTER	2	7,063	1,437	17%	8,502
BAPTIST HEALTH - BEACHES		7,749	649	8%	8,398
CLEVELAND CLINIC MARTIN SOUTH HOSPITAL	1	7,422	908	11%	8,331
AVECINA MEDICAL OAKLEAF	3	6,977	1,330	16%	8,310
SOUTH BAY HOSPITAL CLINICAL LAB	1	7,422	885	11%	8,308
GENE BY GENE, GENOMICS RESEARCH CENTER LAB	44	7,688	531	6%	8,263
BAPTIST HEALTH SOUTH FLORIDA - MIAMI LAKES URGENT CARE		6,488	1,759	21%	8,247
CERNERELR_BAPTISTMIAMI	31	7,313	862	11%	8,206
BAYCARE COMMUNITY HEALTH		7,964	192	2%	8,156
MEMORIAL HOSPITAL WEST LABORATORY SERVICES	14	7,383	738	9%	8,135

# COVID-19: testing by laboratory

Data through Mar 17, 2021 verified as of Mar 18, 2021 at 09:25 AM

Data in this report are provisional and subject to change.

The numbers in the table below represent the number of Florida and non-Florida residents for whom test results were received by the Department of Health. A person can be tested by more than one laboratory and can have both positive and negative results. **Therefore, the sum of the numbers in each column will be larger than the total number of people tested.**

Reporting lab	Inconclusive	Negative	Positive	Percent positive	Total
POINCIANA MEDICAL CENTER		6,392	1,739	21%	8,131
ANNE BATES LEACH EYE HOSPITAL/ ABLEH MICROBIOLOGY LABORATORY	9	8,001	115	1%	8,125
ADVENTHEALTH CENTRA CARE CLERMONT		6,884	1,092	14%	7,976
MEMORIAL HOSPITAL MICRO		7,385	524	7%	7,909
CLEVELAND CLINIC MARTIN NORTH HOSPITAL		6,992	892	11%	7,884
ADVENTHEALTH CENTRA CARE UNIVERSITY	1	7,000	873	11%	7,874
ISPM LABS, LLC DBA CAPSTONE DIAGNOSTICS, LLC		7,474	393	5%	7,867
WEST MARION COMMUINITY HOSPITAL LAB		6,495	1,306	17%	7,801
ST LUCIE MEDICAL CENTER		6,208	1,470	19%	7,678
ADVENTHEALTH CENTRA CARE WINTER PARK		6,913	757	10%	7,670
KD MEDICAL CHOICE LLC	5	6,928	727	9%	7,660
ADVENTHEALTH CENTRA CARE WINTER GARDEN	1	6,802	835	11%	7,638
NCH NORTH NAPLES HOSPITAL LAB	15	6,733	830	11%	7,578
LAKEWOOD RANCH MEDICAL CENTER		6,907	589	8%	7,496
FLORIDA HOSPITAL FISH MEMORIAL	19	6,340	1,109	15%	7,468
MORTON PLANT-MEASE	5	6,754	706	9%	7,465
ARCPPOINT LABS OF FORT MYERS	4	6,521	902	12%	7,427
INDIAN RIVER MEDICAL CENTER		6,479	926	13%	7,405
NCH DOWNTOWN NAPLES HOSPITAL	15	6,648	643	9%	7,306
ADVENTHEALTH CENTRA CARE LAKELAND	1	6,346	945	13%	7,292
FLORIDA HOSPITAL OCALA		6,303	939	13%	7,242
BAPTIST HEALTH SOUTH FLORIDA - WESTCHESTER URGENT CARE		5,890	1,276	18%	7,166
ADVENTHEALTH CENTRA CARE LEE ROAD		6,329	718	10%	7,047
ATLANTIS URGENT CARE	11	5,395	1,628	23%	7,034
ADVENTHEALTH CENTRA CARE DR PHILLIPS		6,335	669	10%	7,004
HIALEAH HOSPITAL	4	5,408	1,528	22%	6,940
LUMINUS DIAGNOSTICS		6,275	554	8%	6,829
BAPTIST HEALTH SOUTH FLORIDA - DORAL URGENT CARE		5,486	1,338	20%	6,824
ADVENTHEALTH CENTRA CARE HUNTERS CREEK	3	5,893	898	13%	6,794
AVERO DIAGNOSTICS - IRVING	11	6,309	471	7%	6,791
BAYFRONT HEALTH - PORT CHARLOTTE		6,247	523	8%	6,770
OVIEDO MEDICAL CENTER		5,996	698	10%	6,694
NCH NORTH NAPLES HOSPITAL	8	5,984	686	10%	6,678
MEDEXPRESS URGENT CARE	2	4,567	2,096	31%	6,665
ADVENTHEALTH CENTRA CARE SANFORD		5,890	767	12%	6,657
HOLIDAY CVS LLC		6,301	319	5%	6,620
BAPTIST HEALTH - NASSAU		6,262	355	5%	6,617
VISTA CLINICAL	8	3,875	2,712	41%	6,595
ADVENTHEALTH CENTRA CARE LAKE MARY	2	5,707	844	13%	6,553
COMMUNITY HEALTH CENTERS OF PINELLAS INC		5,243	1,289	20%	6,532
ADVENTHEALTH CENTRA CARE MOUNT DORA		5,490	1,018	16%	6,508
IMPERIAL POINT MEDICAL CENTER		5,928	559	9%	6,487
UNKNOWN	3	3,382	3,089	48%	6,474
ADVENTHEALTH CENTRA CARE APOPKA	1	5,533	896	14%	6,430
MEDEXPRESS URGENT CARE OF BOYNTON BEACH LLC		5,940	484	8%	6,424
ADVENTHEALTH CENTRA CARE KISSIMMEE		5,766	642	10%	6,408
EMERALD COAST URGENT CARE		4,881	1,463	23%	6,344



# COVID-19: testing by laboratory

Data through Mar 17, 2021 verified as of Mar 18, 2021 at 09:25 AM

Data in this report are provisional and subject to change.

The numbers in the table below represent the number of Florida and non-Florida residents for whom test results were received by the Department of Health. A person can be tested by more than one laboratory and can have both positive and negative results. **Therefore, the sum of the numbers in each column will be larger than the total number of people tested.**

Reporting lab	Inconclusive	Negative	Positive	Percent positive	Total
SOLARIS DIAGNOSTICS	10	5,748	577	9%	6,335
ST JOSEPHS NORTH HOSPITAL LAB	7	5,424	898	14%	6,329
ST PETERSBURG GENERAL HOSPITAL		5,352	952	15%	6,304
ADVENTIST HEALTH SYSTEMS, SUNBELT INC		5,485	769	12%	6,254
SUNCOAST PATHOLOGY ASSOCIATES		5,661	535	9%	6,196
QDX PATHOLOGY SERVICES	2	5,783	386	6%	6,171
FORT WALTON BEACH MEDICAL CENTER		5,251	891	15%	6,142
CLINICAL REFERENCE LABORATORY	2	5,793	302	5%	6,097
EMPIRE CITY LABORATORIES INC	72	5,121	832	14%	6,025
EGLIN AIR FORCE BASE	13	4,386	1,618	27%	6,017
ADVENTHEALTH CENTRA CARE ALTAMONTE		5,240	743	12%	5,983
MEDEXPRESS URGENT CARE HUDSON		5,151	796	13%	5,947
BAYFRONT HEALTH - VENICE REGIONAL MEDICAL	1	5,374	537	9%	5,912
FLORIDA HOSPITAL NORTH PINELLAS	11	5,390	477	8%	5,878
BAPTIST HEALTH SOUTH FLORIDA - PEMBROKE PINES URGENT CARE		4,835	970	17%	5,805
LEE HEALTH CONVENIENT CARE - PAGE FIELD		5,103	667	12%	5,770
DYNIX DIAGNOSTIX		5,243	522	9%	5,765
NORTHWEST FLORIDA COMMUNITY HOSPITAL	43	4,290	1,427	25%	5,760
PARAMOUNT URGENT CARE	2	2,901	2,839	49%	5,742
URGENT CARE OF THE PALM BEACHES		4,825	907	16%	5,732
MICROGEN DX	4	4,977	698	12%	5,679
ADVENTHEALTH CENTRA CARE AZALEA PARK		4,845	797	14%	5,642
AHCC WESLEY CHAPEL		5,017	604	11%	5,621
ACUTIS DIAGNOSTICS	17	4,553	1,034	18%	5,604
ADVENTHEALTH EXPRESS CARE		4,605	998	18%	5,603
ANGEL KIDS PEDIATRICS		5,246	310	6%	5,556
SOUTH FLORIDA BAPTIST HOSPITAL MICRO	4	4,625	919	17%	5,548
ADVENTHEALTH CENTRA CARE OVIEDO		4,720	767	14%	5,487
SUNRISE MEDICAL LABORATORIES	2	5,102	380	7%	5,484
DOCTORS URGENT CARE LLC	1	4,462	1,011	18%	5,474
PRO CLINIC		4,390	1,071	20%	5,461
TROPICANA FIELD - LOT 2□	19	4,936	491	9%	5,446
PUTNAM COMMUNITY MEDICAL CENTER		4,756	688	13%	5,444
COASTAL MED URGENT CARE		3,879	1,492	28%	5,371
MEDICAL DNA LABS LLC	3	4,806	464	9%	5,273
MINUTECLINIC		4,548	722	14%	5,270
LEE DAVIS COMMUNITY RESOURCE CENTER		4,601	654	12%	5,255
ADVENT HEALTH - HEART OF FLORIDA ER	1	4,539	715	14%	5,255
MARTIN HOSPITAL SOUTH LAB		4,966	288	5%	5,254
MINUTECLINIC LLC #3703		4,278	915	18%	5,193
ADVENTHEALTH CENTRA CARE LONGWOOD		4,567	620	12%	5,187
BAPTIST HEALTH SOUTH FLORIDA - CORAL SPRINGS URGENT CARE		4,454	730	14%	5,184
FLORIDA FAMILY LABORATORY, INC DBA	41	4,712	423	8%	5,176
ESCAMBIA COMMUNITY CLINICS INC	8	3,902	1,263	24%	5,173
FLORIDA COMMUNITY HEALTH CENTER		4,065	1,069	21%	5,134
UNIVERSITY HOSPITAL AND MEDICAL CENTER		3,897	1,212	24%	5,109
HEALTH FIRST ADVENTHEALTH CENTRA CARE - TITUSVILLE		4,336	768	15%	5,104

# COVID-19: testing by laboratory

Data through Mar 17, 2021 verified as of Mar 18, 2021 at 09:25 AM

Data in this report are provisional and subject to change.

The numbers in the table below represent the number of Florida and non-Florida residents for whom test results were received by the Department of Health. A person can be tested by more than one laboratory and can have both positive and negative results. **Therefore, the sum of the numbers in each column will be larger than the total number of people tested.**

Reporting lab	Inconclusive	Negative	Positive	Percent positive	Total
TRINITY SPRINGS		4,373	729	14%	5,102
ADVENTHEALTH CENTRA CARE SOUTH ORANGE		4,384	709	14%	5,093
ADVENTHEALTH CENTRA CARE ORANGE LAKE		4,505	573	11%	5,078
URGENT CARE CURE	2	4,352	709	14%	5,063
BAPTIST HEALTH - NORTH		3,969	1,075	21%	5,044
PALMS OF PASADENA HOSPITAL		4,443	532	11%	4,975
DOCTORS URGENT CARE OF LUTZ LLC	1	4,003	970	20%	4,974
ADVENTHEALTH CENTRA CARE PORT ORANGE		4,180	784	16%	4,964
LABORATORY OF FLORIDA LLC	41	4,538	371	7%	4,950
MEDEXPRESS URGENT CARE - ESTERO		4,436	499	10%	4,935
MEDEXPRESS URGENT CARE - ROYAL PALM BEACH		4,402	521	11%	4,923
ADVENTHEALTH CENTRA CARE SAND LAKE		4,394	512	10%	4,906
THE CENTER FOR URGENT CARE	3	4,054	796	16%	4,853
BAPTIST HEALTH SOUTH FLORIDA - TAMiami TRAIL URGENT CARE		3,909	941	19%	4,850
FAU		4,523	321	7%	4,844
ADVENTHEALTH CENTRA CARE LEESBURG		3,963	876	18%	4,839
BAPTIST HEALTH SOUTH FLORIDA - KENDALE LAKES URGENT CARE		3,897	937	19%	4,834
MEDEXPRESS URGENT CARE - GOLDEN GATE		4,286	545	11%	4,831
MEDCOMP SCIENCES LLC	108	2,805	1,914	40%	4,827
PEDIATRIC HEALTH CARE ALLIANCE PA		4,416	400	8%	4,816
WESTCHESTER HOSPITAL	23	3,900	893	19%	4,816
DOCTORS HOSPITAL OF SARASOTA CLINICAL LABORATORY		4,194	607	13%	4,801
HEALTH FIRST ADVENTHEALTH CENTRA CARE GATEWAY	1	4,316	478	10%	4,795
TALLAHASSEE PRIMARY CARE ASSOCIATES		4,181	580	12%	4,761
MEDEXPRESS URGENT CARE PALM BEACH GARDENS		4,326	410	9%	4,736
MINUTECLINIC LLC #1067		4,077	613	13%	4,690
RAULERSON HOSPITAL		3,881	791	17%	4,672
MINUTECLINIC LLC		3,995	631	14%	4,626
BAPTIST HEALTH SOUTH FLORIDA - CORAL GABLES (UNIVERSITY) URGENT CARE		3,991	631	14%	4,622
NIGHT LITE PEDIATRICS	4	3,341	1,254	27%	4,599
BAPTIST HEALTH SOUTH FLORIDA - PINECREST URGENT CARE		3,929	633	14%	4,562
BAPTIST HEALTH SOUTH FLORIDA - CORAL GABLES URGENT CARE		3,763	761	17%	4,524
MEASE DUNEDIN HOSPITAL	5	4,034	462	10%	4,501
MOFFITT CANCER CENTER	6	4,398	97	2%	4,501
MINUTECLINIC LLC #8396		3,842	658	15%	4,500
SPORTS DRUG TESTING LABORATORY	72	4,288	128	3%	4,488
PARAMOUNT URGENT CARE - WINDERMERE	2	2,917	1,528	34%	4,447
BAPTIST HEALTH SOUTH FLORIDA - PALMETTO BAY URGENT CARE		3,671	704	16%	4,375
MEDEXPRESS URGENT CARE - LAKELAND		3,848	525	12%	4,373
BAYFRONT HEALTH - SEVEN RIVERS		3,988	378	9%	4,366
BETHESDA HOSPITAL WEST		3,890	440	10%	4,330
ASCENSION SACRED HEART - EMERALD COAST		3,604	723	17%	4,327
PALMS MEDICAL GROUP	5	2,966	1,288	30%	4,259
VENTURE MEDICAL OF FLORIDA LLC		3,859	316	8%	4,175
PREMIER URGENT CARE OF BREVARD LLC	4	3,630	511	12%	4,145
GENESIS DIAGNOSTICS		3,903	242	6%	4,145
HOLMES REG MED CENTER CLINICAL LAB		3,608	526	13%	4,134

# COVID-19: testing by laboratory

Data through Mar 17, 2021 verified as of Mar 18, 2021 at 09:25 AM

Data in this report are provisional and subject to change.

The numbers in the table below represent the number of Florida and non-Florida residents for whom test results were received by the Department of Health. A person can be tested by more than one laboratory and can have both positive and negative results. **Therefore, the sum of the numbers in each column will be larger than the total number of people tested.**

Reporting lab	Inconclusive	Negative	Positive	Percent positive	Total
TWIN CITIES HOSPITAL	1	3,616	509	12%	4,126
ADVENTHEALTH PROMPT CARE	2	2,983	1,133	28%	4,118
BAYFRONT HEALTH - BROOKSVILLE		3,640	473	12%	4,113
BAYA PHARMACY & URGENT CARE		3,014	1,084	26%	4,098
US BIOTEK LABORATORIES	15	3,715	368	9%	4,098
ALTRU DIAGNOSTICS INC	2	3,930	162	4%	4,094
MEMORIAL HOSPITAL- MIRAMAR	12	3,755	313	8%	4,080
MINUTECLINIC LLC # 0709		3,481	591	15%	4,072
NIGHT LITE PEDIATRICS URGENT CARE	1	3,417	638	16%	4,056
AMELIA URGENT CARE		2,450	1,595	39%	4,045
ADVENTHEALTH CENTRA CARE COLONIAL TOWN	2	3,604	415	10%	4,021
WELLINGTON REGIONAL MEDICAL CENTER		3,663	334	8%	3,997
DESOTO MEMORIAL HOSPITAL	3	3,253	710	18%	3,966
DOCTORS TEST CENTERS		3,512	447	11%	3,959
ADVENTHEALTH CENTRA CARE		3,498	430	11%	3,928
ENGLEWOOD COMMUNITY HOSPITAL		3,560	351	9%	3,911
BAYFRONT HEALTH - PUNTA GORDA		3,615	291	7%	3,906
ACCU REFERENCE MEDICAL LAB	9	3,061	781	20%	3,851
MINUTE CLINIC LLC		3,287	486	13%	3,773
LAKESIDE MEDICAL CENTER		2,963	793	21%	3,756
BAYFRONT HEALTH - SPRING HILL		3,411	317	9%	3,728
MEDEXPRESS URGENT CARE CAPE CORAL		3,161	513	14%	3,674
ADVENTIST HEALTH SYSTEMS SUNBELT IN DBA		3,263	406	11%	3,669
BAPTIST HEALTH SOUTH FLORIDA - DAVIE URGENT CARE		3,022	642	18%	3,664
CLARITY LAB SOLUTIONS LLC		3,608	4	0%	3,612
SIPARADIGM LLC	54	3,309	245	7%	3,608
PHARMCO RX	2	3,324	243	7%	3,569
QUICK CARE MED PL	2	2,907	646	18%	3,555
BAPTIST HEALTH SOUTH FLORIDA - WESTON URGENT CARE		3,053	429	12%	3,482
MINUTECLINIC LLC #3631		2,952	525	15%	3,477
MC DIAGNOSTIC OF CONNECTICUT, PC #2220		2,985	473	14%	3,458
PROHEALTH	3	1,866	1,568	46%	3,437
MINUTECLINIC LLC 5852		2,919	498	15%	3,417
BARTOW REGIONAL MEDICAL CENTER	1	2,863	537	16%	3,401
MIDWAY SPECIALTY CARE CENTER DIAGNOSTICS	38	3,124	238	7%	3,400
MINUTECLINIC LLC #3463		2,859	541	16%	3,400
IMMOKALEE CHD		3,155	234	7%	3,389
HEALTH FIRST ADVENTHEALTH CENTRA CARE COCOA		3,056	327	10%	3,383
HIGHLANDS REGIONAL MEDICAL CENTER		2,642	741	22%	3,383
MEDEXPRESS URGENT CARE LEHIGH ACRES		2,886	423	13%	3,309
BRASHEAR'S VITAL CARE CORP		2,608	696	21%	3,304
MINUTECLINIC LLC #5249		2,663	641	19%	3,304
VERILY LIFE SCIENCES		3,256	40	1%	3,296
PRECISION HEALTH SOLUTIONS		3,104	173	5%	3,277
MINUTECLINIC LLC #5253		2,721	552	17%	3,273
BAPTIST HEALTH URGENT CARE AT SAWGRASS		2,724	541	17%	3,265
BAPTIST HEALTH SOUTH FLORIDA - BRICKELL URGENT CARE		2,669	547	17%	3,216

# COVID-19: testing by laboratory

Data through Mar 17, 2021 verified as of Mar 18, 2021 at 09:25 AM

Data in this report are provisional and subject to change.

The numbers in the table below represent the number of Florida and non-Florida residents for whom test results were received by the Department of Health. A person can be tested by more than one laboratory and can have both positive and negative results. **Therefore, the sum of the numbers in each column will be larger than the total number of people tested.**

Reporting lab	Inconclusive	Negative	Positive	Percent positive	Total
CARENOW URGENT CARE		1,968	1,211	38%	3,179
HEALTH FIRST ADVENTHEALTH CENTRA CARE MALABAR		2,867	307	10%	3,174
SELECT LABORATORIES - MARION COUNTY, FL LLC	5	2,841	306	10%	3,152
ADVENTHEALTH CENTRA CARE KIDS LAKE MARY		2,905	227	7%	3,132
MEDEXPRESS URGENT CARE - DELAND		2,800	330	11%	3,130
HOLIDAY CVS LLC DBA CVS PHARMACY #5154		3,030	84	3%	3,114
MINUTECLINIC LLC #5190		2,575	526	17%	3,101
WALGREEN CO	2	2,720	342	11%	3,064
ADVENT HEALTH CENTRA CARE -WINTER PARK KIDS URGENT CARE	4	2,798	258	8%	3,060
PRIMEHEALTH URGENT CARE INC		2,621	437	14%	3,058
MINUTECLINIC LLC #5854		2,537	484	16%	3,021
ADVENT HEALTH - NEW SMYRNA		2,431	584	19%	3,015
PARAMOUNT URGENT CARE INC		1,096	1,866	63%	2,962
MEMORIAL HOSPITAL PEMBROKE	3	2,612	344	12%	2,959
VETERANS AFFAIRS MEDICAL CENTER - ORLANDO	1	1,343	1,600	54%	2,944
BMCT Molecular Diagnostics Subsection		2,431	502	17%	2,933
MEDONE PLLC		2,202	717	25%	2,919
MINUTECLINIC LLC #4415		2,451	461	16%	2,912
MARION E FETHER MEDICAL CENTER, THE		2,652	244	8%	2,896
STONE CLINICAL LABORATORIES		2,790	96	3%	2,886
WALGREENS ORLANDO	3	2,537	340	12%	2,880
BAPTIST HEALTH - CLAY		2,485	387	13%	2,872
ACCESS POINT HEALTHCARE URGENT & PRIMARY CARE	2	2,192	677	24%	2,871
MEDEXPRESS URGENT CARE - VERO BEACH		2,494	376	13%	2,870
MARINERS HOSPITAL	1	2,591	270	9%	2,862
BLUE MED CONSULTANTS		2,753	108	4%	2,861
LOWER KEYS MEDICAL CENTER		2,580	281	10%	2,861
BAPTIST HEALTH EMERGENCY CENTER COUNTRY WALK	1	2,419	438	15%	2,858
MINUTECLINIC LLC #3662		2,414	411	15%	2,825
GESSLER CLINIC	2	1,910	909	32%	2,821
NXGEN MDX LLC	5	2,495	299	11%	2,799
MINUTECLINIC LLC #7886		2,417	363	13%	2,780
ADVENTHEALTH CENTRA CARE WINTER HAVEN	1	1,990	782	28%	2,773
CELESTA MEDICAL SERVICES LLC DBA - AMERICAN RESEARCH LABS		2,544	227	8%	2,771
SCION LAB SERVICES LLC	25	2,529	201	7%	2,755
PARAMOUNT URGENT CARE - OVIEDO		1,894	850	31%	2,744
MINUTECLINIC, LLC #4015		2,133	603	22%	2,736
CITRUS MEMORIAL HOSPITAL LABORATORY		2,249	462	17%	2,711
MINUTECLINIC LLC #7887		2,369	339	13%	2,708
MINUTECLINIC LLC #5214		2,326	381	14%	2,707
SACRED HEART HEALTH SYSTEM, INC	1	1,835	868	32%	2,704
PARAMOUNT URGENT CARE - ORLANDO		1,750	937	35%	2,687
BAPTIST HEALTHCARE - GULF BREEZE HOSPITAL	3	2,220	459	17%	2,682
MINUTECLINIC LLC #1771		2,269	408	15%	2,677
MEDEXPRESS FORT MYERS		2,343	330	12%	2,673
MINUTECLINIC LLC # 0514		2,351	315	12%	2,666
MEDEXPRESS URGENT CARE CORAL SPRINGS		2,394	269	10%	2,663



# COVID-19: testing by laboratory

Data through Mar 17, 2021 verified as of Mar 18, 2021 at 09:25 AM

Data in this report are provisional and subject to change.

The numbers in the table below represent the number of Florida and non-Florida residents for whom test results were received by the Department of Health. A person can be tested by more than one laboratory and can have both positive and negative results. **Therefore, the sum of the numbers in each column will be larger than the total number of people tested.**

Reporting lab	Inconclusive	Negative	Positive	Percent positive	Total
MINUTECLINIC LLC # 3930		2,304	354	13%	2,658
MINUTECLINIC LLC #4458		2,181	469	18%	2,650
ADVENTHEALTH CENTRA CARE CONWAY		2,258	387	15%	2,645
CAREFAST+	1	1,912	724	27%	2,637
EMERALD COAST URGENT CARE, LLC	1	1,968	660	25%	2,629
BAPTIST HEALTH - OAKLEAF		2,180	439	17%	2,619
MINUTECLINIC LLC #3814		2,217	400	15%	2,617
KEYS AHEC SCHOOL MEDICAL CLINIC	15	2,459	124	5%	2,598
MINUTECLINIC LLC #1055		2,102	492	19%	2,594
MINUTECLINIC LLC #7225		2,225	358	14%	2,583
ADVENT HEALTH - OCALA		2,124	447	17%	2,571
BAYFRONTVENICEREGIONAL		2,475	93	4%	2,568
MINUTECLINIC LLC # 3686		2,208	353	14%	2,561
MINUTECLINIC LLC #3003		2,040	494	19%	2,534
EXACT SCIENCES LABORATORIES, LLC		2,273	225	9%	2,498
BAPTIST HEALTH SOUTH FLORIDA - MIAMI BEACH URGENT CARE		2,128	361	15%	2,489
MEDEXPRESS URGENT CARE - CLEWISTON		2,082	406	16%	2,488
MINUTECLINIC LLC #3257		2,066	406	16%	2,472
MINUTECLINIC, LLC #3204		2,054	416	17%	2,470
EMERALD COAST URGENT CARE LLC		1,804	654	27%	2,458
MINUTECLINIC LLC #3291		2,137	312	13%	2,449
BAY MEDICAL CENTER SACRED HEART HEALTH SYSTEM		1,873	570	23%	2,443
MINUTECLINIC LLC #3705		2,138	297	12%	2,435
MINUTECLINIC LLC #7973		2,114	313	13%	2,427
COMMUNITY HEALTH NORTHWEST FLORIDA	4	1,856	550	23%	2,410
PHYSICIANS STAT LAB	3	1,066	1,329	55%	2,398
MINUTECLINIC LLC # 7933		2,104	276	12%	2,380
DR G'S URGENT CARE		2,063	316	13%	2,379
MINUTECLINIC, LLC #5817		1,951	416	18%	2,367
MINUTECLINIC LLC #3748		1,912	435	19%	2,347
DONALD W ROBERTSON DO PA		1,832	513	22%	2,345
WHOLE FAMILY HEALTH CENTER INC		1,954	386	16%	2,340
MINUTECLINIC LLC #3255		2,038	290	12%	2,328
MEDEXPRESS URGENT CARE BOCA RATON		2,115	211	9%	2,326
PATIENTS FIRST - THOMASVILLE ROAD		2,058	264	11%	2,322
PHYSICIAN ASSOCIATES		2,069	240	10%	2,309
LEE HEALTH - COCONUT POINT CLINICAL LAB	2	1,872	433	19%	2,307
AFC PHYSICIANS OF FLORIDA		1,767	537	23%	2,304
MINUTECLINIC LLC #7173		2,019	280	12%	2,299
PHYSICIANS REGIONAL MEDICAL CENTER - COLLIER BLVD	1	1,563	734	32%	2,298
MINUTECLINIC, LLC (CLINIC 10699)		1,990	303	13%	2,293
ADVENT HEALTH - DADE CITY		2,007	284	12%	2,291
MINUTECLINIC LLC #5924		1,958	332	14%	2,290
PHYSICIANS PRIMARY CARE	2	2,054	233	10%	2,289
AMELIA EXPRESS CARE LLC	10	1,961	314	14%	2,285
MINUTECLINIC LLC #5069		1,897	377	17%	2,274
MINUTECLINIC LLC # 3579		1,916	357	16%	2,273

# COVID-19: testing by laboratory

Data through Mar 17, 2021 verified as of Mar 18, 2021 at 09:25 AM

Data in this report are provisional and subject to change.

The numbers in the table below represent the number of Florida and non-Florida residents for whom test results were received by the Department of Health. A person can be tested by more than one laboratory and can have both positive and negative results. **Therefore, the sum of the numbers in each column will be larger than the total number of people tested.**

Reporting lab	Inconclusive	Negative	Positive	Percent positive	Total
MINUTECLINIC LLC #5216		1,957	314	14%	2,271
MINUTECLINIC LLC #3654		1,876	379	17%	2,255
MINUTECLINIC LLC #4024		1,956	298	13%	2,254
MINUTECLINIC LLC #4612		1,811	438	19%	2,249
FLORIDA MEDICAL CLINIC	3	1,016	1,225	55%	2,244
TAMPA COMMUNITY HOSPITAL		1,907	323	14%	2,230
PRIMEHEALTH URGENT CARE	1	1,865	361	16%	2,227
EMERGENCY PHYSICIANS MEDICAL CENTER		1,140	1,076	49%	2,216
CHARLES AIESI CONSULTING INC	12	1,937	252	11%	2,201
ASCENSION SACRED HEART - GULF		1,677	522	24%	2,199
MEDIQUICK URGENT CARE CENTERS INC		1,618	579	26%	2,197
BOND URGENT CARE LLC		1,651	546	25%	2,197
ASSOCIATED PATHOLOGISTS, LLC	3	1,801	382	17%	2,186
CORE DIAGNOSTIC LABORATORIES LLC	17	1,846	323	15%	2,186
MINUTECLINIC LLC #3648		1,770	409	19%	2,179
PARRISH MEDICAL CENTER	1	1,901	268	12%	2,170
HEALTH CARE DISTRICT OF PALM BEACH COUNTY	1	1,961	201	9%	2,163
UNIVERSITY OF NORTH FLORIDA STUDENT HEALTH		2,082	70	3%	2,152
MINUTECLINIC LLC #3285		1,861	289	13%	2,150
INTELEX LABS, LLC		2,066	67	3%	2,133
MINUTECLINIC LLC #1807		1,797	332	16%	2,129
AFC PHYSICIANS OF FLORIDA PA		1,631	489	23%	2,120
JUPITER MEDICAL CENTER URGENT CARE		1,613	493	23%	2,106
MINUTECLINIC LLC #3635		1,842	263	12%	2,105
JACKSON HOSPITAL CLINICAL LABORATORY		1,787	294	14%	2,081
FLOWERS HOSPITAL		1,890	188	9%	2,078
MINUTECLINIC LLC #4201		1,811	262	13%	2,073
STEWART ROCKLEDGE HOSPITAL	1	1,783	270	13%	2,054
MINUTECLINIC LLC #1821		1,839	204	10%	2,043
NCHMD INC		1,716	315	16%	2,031
LAKE WALES MEDICAL CENTER INC		1,763	261	13%	2,024
MINUTECLINIC LLC #476		1,758	265	13%	2,023
MINUTECLINIC LLC #1350		1,743	249	13%	1,992
MEDIPATH LLC		1,632	345	17%	1,977
MEDEXPRESS PORT CHARLOTTE		1,785	183	9%	1,968
GENUS3		1,893	72	4%	1,965
MINUTECLINIC LLC #8381		1,694	271	14%	1,965
PENSACOLA PEDIATRICS PA	1	1,793	170	9%	1,964
MINUTECLINIC LLC #6007		1,693	270	14%	1,963
MINI ER WATERFORD LAKES, THE		1,683	271	14%	1,954
DOC SMILEY'S URGENT CARE		1,706	247	13%	1,953
MEDFAST URGENT CARE CENTERS LLC	2	608	1,325	68%	1,935
NCH NORTHEAST	7	1,506	406	21%	1,919
MARTIN HEALTH SYSTEM - ST LUCIE WEST		1,716	175	9%	1,891
FIU-HEALTH AUXILIARY LABORATORY	6	1,760	108	6%	1,874
DOC SMILEYS URGENT CARE LLC		1,523	343	18%	1,866
MINUTECLINIC, LLC # 4469		1,617	248	13%	1,865



# COVID-19: testing by laboratory

Data through Mar 17, 2021 verified as of Mar 18, 2021 at 09:25 AM

Data in this report are provisional and subject to change.

The numbers in the table below represent the number of Florida and non-Florida residents for whom test results were received by the Department of Health. A person can be tested by more than one laboratory and can have both positive and negative results. **Therefore, the sum of the numbers in each column will be larger than the total number of people tested.**

Reporting lab	Inconclusive	Negative	Positive	Percent positive	Total
LITTLE PINE PEDIATRICS	1	1,575	273	15%	1,849
BARDMOOR LABORATORY	9	1,554	277	15%	1,840
OPTUM LABS LLC	1	1,653	181	10%	1,835
LAKELAND REGIONAL HEALTH PABLO		1,601	228	12%	1,829
KETAMINE HEALTH CENTERS LLC	1	1,661	152	8%	1,814
MINUTECLINIC LLC #5157		1,568	232	13%	1,800
BAPTIST HEALTH EMERGENCY CENTER AT WEST CORAL WAY		1,405	359	20%	1,764
RIVER TOWN DIAGNOSTIC LLC		1,470	286	16%	1,756
MINUTECLINIC LLC #3637		1,402	343	20%	1,745
MINUTECLINIC LLC #1815		1,543	202	12%	1,745
GENOME LLC	2	1,601	132	8%	1,735
MINUTECLINIC LLC #3236		1,480	253	15%	1,733
NEIGHBORHOOD MEDICAL CENTER INC	17	1,534	182	11%	1,733
Community_Health		1,533	199	11%	1,732
LABORATORY SPECIALISTS OF MICHIGAN		1,417	294	17%	1,711
MINUTECLINIC LLC #214		1,457	249	15%	1,706
SPARROW HEALTHCARE	2	1,444	254	15%	1,700
NORTH SHORE LONG ISLAND JEWISH HEALTH	1	1,608	88	5%	1,697
JW PLASTIC SURGERY		1,449	244	14%	1,693
IGENOMIX USA LLC	47	1,482	157	9%	1,686
BAYFRONT HEALTH - CITRUS HILLS		1,460	212	13%	1,672
VITRO MOLECULAR LABORATORIES	50	1,500	105	6%	1,655
GENESIS LABORATORY MANAGEMENT	14	1,391	230	14%	1,635
LABTECH DIAGNOSTIC		1,344	286	18%	1,630
VA PAIN CLINIC	4	1,560	61	4%	1,625
MINUTECLINIC, LLC #3245		1,302	310	19%	1,612
FLAGLER HOSPITAL LABORATORY	8	610	991	62%	1,609
GENOSUR LLC	1	1,590	15	1%	1,606
OPTEO LABORATORY		1,566	34	2%	1,600
ELLENTON URGENT CARE		1,361	234	15%	1,595
SHELL POINT NURSING PAVILION	1	1,512	71	4%	1,584
ARCPOINT LABS		1,023	551	35%	1,574
MELBOURNE MEDICAL LABORATORY☐	2	1,365	202	13%	1,569
ASSURANCE SCIENTIFIC LABORATORIES	1	1,285	283	18%	1,569
ED FRASER MEMORIAL HOSPITAL		1,292	245	16%	1,537
MEDICAL CONSULTANTS OF FLORIDA, LLC	2	1,295	236	15%	1,533
WHITE WILSON MEDICAL CENTER		204	1,327	87%	1,531
BAPTIST HEALTH SOUTH FLORIDA - COUNTRY WALK URGENT CARE EXPRESS		1,284	232	15%	1,516
BIOCERNA LLC	9	1,301	165	11%	1,475
ADVANCED MEDICAL OF NAPLES LLC		1,295	161	11%	1,456
FLORIDA DEPARTMENT OF HEALTH IN POLK COUNTY	2	1,127	322	22%	1,451
ADVANCE MEDICAL OF NAPLES		326	1,124	78%	1,450
UNIVERSITY OF ALABAMA AT BIRMINGHAM		1,396	44	3%	1,440
UHEALTH DEERFIELD BEACH/UMSYLVESTER DEERFIELD BEACH LABORATORY	3	1,380	55	4%	1,438
MIAMI JEWISH HEALTH SYSTEMS		1,376	60	4%	1,436
PROJECT HEALTH, INC SUMTERVILLE	5	1,172	256	18%	1,433
MEDEXPRESS URGENT CARE - JAX ATLANTIC BLVD		1,230	200	14%	1,430

# COVID-19: testing by laboratory

Data through Mar 17, 2021 verified as of Mar 18, 2021 at 09:25 AM

Data in this report are provisional and subject to change.

The numbers in the table below represent the number of Florida and non-Florida residents for whom test results were received by the Department of Health. A person can be tested by more than one laboratory and can have both positive and negative results. **Therefore, the sum of the numbers in each column will be larger than the total number of people tested.**

Reporting lab	Inconclusive	Negative	Positive	Percent positive	Total
PATIENTS CHOICE LABORATORIES		831	592	42%	1,423
READY RESPONDERS FLORIDA, PLLC		1,237	185	13%	1,422
COASTAL LABORATORIES	1	1,120	287	20%	1,408
CAREFAST MURABELLA		944	464	33%	1,408
BAPTIST HEALTHCARE - JAY HOSPITAL	3	1,028	372	27%	1,403
BAPTIST HEALTH SOUTH FLORIDA - KEY BISCANE URGENT CARE EXPRESS		1,220	169	12%	1,389
FIRST QUALITY LABORATORY		1,295	93	7%	1,388
PEDIATRIC HEALTH CARE ALLIANCE - NORTHDAL		1,268	117	8%	1,385
TEMPUS CLINICAL LABORATORY	10	1,219	148	11%	1,377
AMELIA EXPRESS CARE	1	772	600	44%	1,373
NYU HOSPITALS CENTER CLINICAL LABORATORIES		1,325	44	3%	1,369
PARAMOUNT URGENT CARE VILLAGES		912	456	33%	1,368
EUROFINS NTD, LLC		1,320	44	3%	1,364
MINUTECLINIC LLC #8927		1,165	198	15%	1,363
CAREMED CLINIC LLC	1	1,084	278	20%	1,363
OPTUMCARE FLORIDA LLC		1,096	262	19%	1,358
ASCENSION ST VINCENT'S - SOUTHSIDE		1,309	49	4%	1,358
TREASURE COAST MEDICAL ASSOCIATES INC		747	604	45%	1,351
SPECTOR SCIENTIFIC LAB	11	744	596	44%	1,351
UHEALTH CLINIC AT WALGREENS		1,094	255	19%	1,349
ER QUICKCARE PL		1,157	188	14%	1,345
SMA LAB	10	1,180	152	11%	1,342
PATIENTS FIRST LAKE ELLA MEDICAL CENTER		1,189	147	11%	1,336
PROHEALTH MEDICAL CLINIC		709	621	47%	1,330
VAVA PARTNERS LLC		528	799	60%	1,327
MINUTECLINIC LLC #5187		1,154	165	13%	1,319
TOM LEE COMMUNITY HEALTH CENTER		836	450	35%	1,286
VRL EUROFINS		1,243	37	3%	1,280
ST ANNES NURSING CENTER		1,250	25	2%	1,275
PREMIER MEDICAL	2	1,179	94	7%	1,275
INNOVATIVE TRANSFUSION MEDICINE, INC	11	1,094	167	13%	1,272
APALACHEE CORRECTIONAL INSTITUTION EAST UNIT		1,241	26	2%	1,267
HOLIDAY CVS LLC DBA CVSPHARMACY #5155		1,192	57	5%	1,249
PALM BAY HOSPITAL CLINICAL LABORATORY		877	363	29%	1,240
MYTEST DIAGNOSTICS		1,165	63	5%	1,228
MINUTECLNIC LLC		1,091	133	11%	1,224
XPRESS URGENT CARE	4	1,034	181	15%	1,219
SOLARIS HEALTHCARE PALATKA		1,114	104	9%	1,218
CLINICORE		1,124	91	7%	1,215
SUNRISE URGENT CARE ASSOCIATES LLC D/B/A	9	805	400	33%	1,214
LAB24 INC	3	534	673	56%	1,210
ACCESS MEDICAL LABS		746	448	38%	1,194
STAGEZERO LIFE SCIENCES INC	3	1,092	99	8%	1,194
ADVENTHEALTH CENTRA CARE TRINITY		1,030	154	13%	1,184
NORTH FLORIDA PEDIATRICS-TALLAHASSEE	1	1,080	100	8%	1,181
PARAMOUNT URGENT CARE - CLERMONT		686	493	42%	1,179
ST PETERSBURG PEDIATRICS	1	1,060	113	10%	1,174

# COVID-19: testing by laboratory

Data through Mar 17, 2021 verified as of Mar 18, 2021 at 09:25 AM

Data in this report are provisional and subject to change.

The numbers in the table below represent the number of Florida and non-Florida residents for whom test results were received by the Department of Health. A person can be tested by more than one laboratory and can have both positive and negative results. **Therefore, the sum of the numbers in each column will be larger than the total number of people tested.**

Reporting lab	Inconclusive	Negative	Positive	Percent positive	Total
EPN URGENT CARE NAPLES	2	792	377	32%	1,171
ADVANCED DIAGNOSTIC LABORATORY		1,124	47	4%	1,171
BIO-TECH CLINICAL LABORATORIES INC		1,021	147	13%	1,168
BROWNWOOD CARE CENTER		1,023	144	12%	1,167
PROFESSIONAL HEALTH EXAMINERS DBA PROHEALTH	1	942	222	19%	1,165
PALM HARBOR PHARMACY		1,004	150	13%	1,154
COASTAL PEDIATRIC GROUP		996	154	13%	1,150
NAPLES URGENT CARE	1	739	408	36%	1,148
ADDICTION LABS OF AMERICA	3	1,064	78	7%	1,145
CAPSTONE HEALTHCARE		802	330	29%	1,132
NORTH FLORIDA PEDIATRICS - LAKE CITY		917	214	19%	1,131
VERITAS GENETICS	61	943	119	11%	1,123
ARCPPOINT LABS OF CORAL SPRINGS FL		984	120	11%	1,104
PROJECT HEALTH INC	4	944	156	14%	1,104
STEWART REFERENCE LABORATORY	1	611	490	44%	1,102
XYZ LABORATORY	8	942	146	13%	1,096
USF MORSANI CENTER FOR ADVANCED HEALTH CARE		955	132	12%	1,087
CARENOW URGENT CARE – FORT PIERCE		756	322	30%	1,078
RAINBOW RIVER MEDICAL LABORATORY		977	83	8%	1,060
PRIMARY CARE SOUTH INC		654	405	38%	1,059
HENDRY REGIONAL MEDICAL CENTER CLINICAL LABORATORY		809	248	23%	1,057
ABSOLUTE GENOMICS	1	857	193	18%	1,051
PRIMARY CARE OF THE TREASURE COAST		918	132	13%	1,050
GENEIQ		972	60	6%	1,032
QUICK CARE MED		773	252	25%	1,025
LPG COCONUT POINT		848	174	17%	1,022
PROFESSIONAL HEALTH EXAMINERS		875	144	14%	1,019
NORTH VISTA HOSPITAL LABORATORY		874	144	14%	1,018
LENCO MEDICAL LABORATORY		960	49	5%	1,009
CREEKSIDE CARE CENTER	1	855	151	15%	1,007
VERITOR		850	155	15%	1,005
VRL EUROFINIS - DALLAS		984	13	1%	997
PHAROS HEALTH		747	246	25%	993
LAKELAND REGIONAL HEALTH - PWC/OB		36	954	96%	990
CATALYST WALK IN CLINIC		785	201	20%	986
TYNDALL AIR FORCE BASE		777	206	21%	983
PEDIATRICS OF CENTRAL FLORIDA PA	20	912	50	5%	982
MINUTECLINIC, LLC DBA MINUTECLINIC #4717		940	41	4%	981
GRAVITY DIAGNOSTICS, LLC	3	854	121	12%	978
GROWING TOGETHER PEDIATRICS LLC		913	59	6%	972
HEALTH CENTRAL CLINICAL LABORATORY		883	83	9%	966
STATMED OCALA	5	782	178	18%	965
FISHERMENS HOSPITAL CLINICAL LAB		869	85	9%	954
WOODLANDS MEDICAL SPECIALISTS		688	262	28%	950
THE HEALTH CENTER OF PLANT CITY		868	75	8%	943
HISTOPATHOLOGY SERVICES, LLC		835	105	11%	940
INTERLACHEN PEDIATRICS		902	34	4%	936

# COVID-19: testing by laboratory

Data through Mar 17, 2021 verified as of Mar 18, 2021 at 09:25 AM

Data in this report are provisional and subject to change.

The numbers in the table below represent the number of Florida and non-Florida residents for whom test results were received by the Department of Health. A person can be tested by more than one laboratory and can have both positive and negative results. **Therefore, the sum of the numbers in each column will be larger than the total number of people tested.**

Reporting lab	Inconclusive	Negative	Positive	Percent positive	Total
NORTH FLORIDA PEDIATRICS PA - SUWANNEE	3	796	125	14%	924
INTEGRITY LABORATORIES, LLC	4	753	164	18%	921
GENE TOX WORLDWIDE	60	736	125	14%	921
WILLIAM OWEN PASS PARK		793	114	13%	907
PENSACOLA PEDIATRICS	2	669	236	26%	907
UNIVERSITY OF WEST FLORIDA STUDENT HEALTH SERVICES	1	781	124	14%	906
TACACHALE CLINICAL LABORATORY	1	854	48	5%	903
INTERLACHEN PEDIATRICS PA		864	39	4%	903
CAPE CANAVERAL HOSPITAL		631	271	30%	902
COVANCE CLINICAL RESEARCH UNIT INC		876	24	3%	900
FAST TRACK URGENT CARE CENTER		4	896	100%	900
AMERICAN FAMILY CARE PENSACOLA WEST		353	533	60%	886
C.W. BILL YOUNG VA MEDICAL CENTER	1	21	863	98%	885
EAST LAKE PEDIATRICS		773	110	12%	883
BAPTIST HEALTH - MD ANDERSON CANCER CENTER		872	5	1%	877
LEE COUNTY EMERGENCY MEDICAL SERVICE	1	746	117	14%	864
ADVENTHEALTH EXPRESS CARE AT WALGREENS		751	113	13%	864
HALIFAX MEDICAL CENTER-PORT ORANGE LAB		738	121	14%	859
ENCOMPASS HEALTH		836	22	3%	858
NORTH FLORIDA PEDIATRICS PA	2	743	113	13%	858
CONSULATE HEALTH CARE OF NEW PORT RICHEY	2	724	124	15%	850
DEPARTMENT OF CLINICAL LABS		828	19	2%	847
NORTH SHORE LIJ URGENT CARE PC		782	47	6%	829
CVS HEALTH		646	180	22%	826
COASTAL PHYSICIANS, LLC		662	159	19%	821
CHILDRENS MEDICAL ASSOCIATION		746	72	9%	818
FLORIDA HOSPITAL ORLANDO		743	74	9%	817
Point of Care Testing	1	117	697	86%	815
ASAP LABS LLC	7	655	151	19%	813
MOLECULAR TESTING LABS		758	53	7%	811
ASCENSION ST VINCENT'S - CLAY		775	35	4%	810
REDI MED LLC		651	158	20%	809
CRUCIAL CARE EMERGENCY MEDICINE DOCTORS		642	162	20%	804
FAMILY HEALTH CENTERS OF SWF LABS	2	709	91	11%	802
LOOP PEDIATRICS PA	3	674	124	15%	801
JACKSONVILLE BEACH PEDIATRIC CARE CENTER		737	64	8%	801
PALM BEACH ATLANTIC UNIVERSITY		781	19	2%	800
NITE LITE PEDIATRICS		234	564	71%	798
PRIMARY CARE SERVICES AT INDIAN RIVER ESTATES		772	24	3%	796
NORTH OKALOOSA MEDICAL CENTER		459	335	42%	794
Tampa Lakes Health and Rehabilitation Center	2	718	73	9%	793
NONE		308	479	61%	787
DYNIX DIAGNOSTICS	2	527	257	33%	786
PRIMARY CARE SERVICES AT ST ANDREWS ESTATES		779			779
CARE ONE OF FLORIDA LLC		536	243	31%	779
24 HOUR PEDIATRIC CARE CENTER	4	713	57	7%	774
LAB DOCTOR		678	93	12%	771



# COVID-19: testing by laboratory

Data through Mar 17, 2021 verified as of Mar 18, 2021 at 09:25 AM

Data in this report are provisional and subject to change.

The numbers in the table below represent the number of Florida and non-Florida residents for whom test results were received by the Department of Health. A person can be tested by more than one laboratory and can have both positive and negative results. **Therefore, the sum of the numbers in each column will be larger than the total number of people tested.**

Reporting lab	Inconclusive	Negative	Positive	Percent positive	Total
NCHMD, INC SOUTHEAST IMMEDIATE CARE		596	173	22%	769
VITAS HEALTHCARE CORPORATION OF FLA	1	760	5	1%	766
MIDWAY SPECIATLY CARE CENTER		544	221	29%	765
MACDILL AIR FORCE BASE		712	51	7%	763
BROAD INSTITUTE CLINICAL SEQUENCING RESEARCH PLATFORM	2	729	29	4%	760
SOLARIS HEALTHCARE CHARLOTTE HARBOR		713	47	6%	760
VENICE REGIONAL BAYFRONT HEALTH (PULMONARY)		637	123	16%	760
CENTRAL FLORIDA HEALTH CARE INC		649	110	14%	759
Victoria Nursing and Rehabilitation Center		704	53	7%	757
DOCTOR'S MEMORIAL HOSPITAL		591	165	22%	756
CALHOUN LIBERTY HOSPITAL		594	159	21%	753
NORTHEAST FLORIDA NEUROLOGY CLINICS, INC		637	113	15%	750
ANY LAB TEST NOW	1	505	243	32%	749
LIFE CARE CENTER OF NEW PORT RICHEY		715	34	5%	749
GOLDEN GATE FAMILY CLINIC		291	450	61%	741
NORTH FLORIDA MEDICAL GROUP		596	145	20%	741
WILLOWBROOKE COURT AT EDGEWATER POINTE ESTATES		731	9	1%	740
AMERICAN MEDICAL RESPONSE		730	8	1%	738
CLINICAL PATHOLOGY LABS INC		664	73	10%	737
SANTA ROSA MEDICAL GROUP		575	161	22%	736
VIERA HOSPITAL, INC		576	158	22%	734
BREVARD HEALTH ALLIANCE		473	261	36%	734
ADVENT HEALTH LAB - ORLANDO		434	298	41%	732
PALACE NURSING HOME & REHAB CENTER		695	36	5%	731
TELESCOPE HEALTH LLC	4	614	113	15%	731
ORLANDO HEALTH AND REHAB CENTER		684	44	6%	728
POINT WASHINGTON MEDICAL CLINIC	1	515	201	28%	717
DISNEY COVID TEST SITE		703	13	2%	716
EAST LAKE PEDIATRICS PA		646	66	9%	712
KENDALL HEALTHCARE PROPERTIES DBA	2	682	27	4%	711
ETHOS WELLNESS PHARMACY		668	43	6%	711
PALM GARDEN OF PORT SAINT LUCIE		700	9	1%	709
GULF COAST VILLAGE		672	33	5%	705
GRAND COURT TAMPA		701	4	1%	705
EMERALD COAST PEDIATRICS		693	11	2%	704
AUGUSTUS LABS LLC		571	130	19%	701
PEBBLEBROOK PHARMACY	1	583	116	17%	700
SPRING HILL HEALTH AND REHABILITATION CENTER		676	24	3%	700
Crestview Rehabilitation Center	5	565	129	18%	699
FLORIDA GULF COAST UNIVERSITY		512	186	27%	698
PREMIER MEDICAL LABORATORY SERVICES	2	463	225	33%	690
FLAGLER COUNTY HEALTH DEPARTMENT	3	535	146	21%	684
PHYSICIANS STAT LAB INC		597	86	13%	683
ADVENTHEALTH MEDICAL GROUP PROMPT CARE		492	189	28%	681
NCH HEALTHCARE SYSTEM MICROBIOLOGY LAB		2	675	100%	677
BOND AND STEELE CLINIC PA		480	196	29%	676
MINI ER ADULT AND PEDIATRIC URGENT CARE		574	98	15%	672

# COVID-19: testing by laboratory

Data through Mar 17, 2021 verified as of Mar 18, 2021 at 09:25 AM

Data in this report are provisional and subject to change.

The numbers in the table below represent the number of Florida and non-Florida residents for whom test results were received by the Department of Health. A person can be tested by more than one laboratory and can have both positive and negative results. **Therefore, the sum of the numbers in each column will be larger than the total number of people tested.**

Reporting lab	Inconclusive	Negative	Positive	Percent positive	Total
MOORINGS PARK INSTITUTE, INC, THE		642	27	4%	669
EXPRESS PHARMACY		615	51	8%	666
PALM GARDEN OF VERO BEACH		626	40	6%	666
MEDICAL FP – WHOLE FAMILY HEALTH CENTER		543	120	18%	663
GULF COAST MOLECULAR LABORATORIES	13	546	102	15%	661
MOUNT SINAI LABORATORY		632	29	4%	661
SOUTHEAST ALABAMA MEDICAL CENT		606	54	8%	660
TREE HOUSE PEDIATRICS PLLC		592	67	10%	659
LIFE CARE CENTER OF PENSACOLA		608	49	7%	657
MAIN STREET MEDICAL CENTER		132	524	80%	656
SUWANNEE HEALTH AND REHABILITATION CENTER		650	5	1%	655
POINT OF CARE TESTING SITE		630	24	4%	654
JOHN KNOX VILLAGE HEALTH CENTER		628	23	4%	651
MANOR PINES CONVALESCENT CENTER LLC	1	628	21	3%	650
MAVERICK LABS		460	188	29%	648
ST JOHN'S NURSING CENTER		625	23	4%	648
ORANGE BLOSSOM FAMILY HEALTH		615	28	4%	643
VETERANS AFFAIRS MEDICAL CENTER	1	41	597	93%	639
Fernandina Beach Rehabilitation and Nursing Center	1	616	19	3%	636
AMERICAN SCIENTIFIC LABORATORIES LLC		628	5	1%	633
BOCA GRANDE HEALTH CLINIC		599	31	5%	630
THE PRESERVE		620	9	1%	629
FORT MYERS INTERNAL MEDICINE, LLC		564	64	10%	628
LIFE CARE CENTER OF ORANGE PARK		598	30	5%	628
City Medical Of New Jersey, Pc		568	55	9%	623
CLEWISTON NURSING AND REHABILITATION CENTER		610	12	2%	622
LIFE CARE CENTER OF HILLIARD		600	22	4%	622
HOLMES REGIONAL MEDICAL CENTER		5	617	99%	622
PEDIATRIC HEALTHCARE ALLIANCE		584	37	6%	621
MID-FLORIDA PATHOLOGY		469	152	24%	621
MANOR CARE HEALTH SERVICES - FT MYERS		595	26	4%	621
GOLDEN GLADES NURSING & REHABILITATION CTR		600	16	3%	616
FAMILY HEALTH CENTERS OF SOUTHWEST FLORIDA INC		544	72	12%	616
BUFFALO CROSSING HEALTHCARE & REHABILITATION CTR		600	15	2%	615
CLINICAL ENTERPRISE, INC		592	21	3%	613
SEBASTIAN RIVER MEDICAL CENTER	2	441	167	27%	610
HOLY CROSS HOSPITAL		12	598	98%	610
AFC URGENT CARE CLEARWATER	1	123	485	80%	609
EDEN SPRINGS NURSING AND REHAB CENTER		496	110	18%	606
CYPRESS VILLAGE	1	580	24	4%	605
COLLIER URGENT CARE CENTERS CREEKSIDE		549	56	9%	605
VETERANS AFFAIRS MEDICAL CENTER - JAMES A HALEY			604	100%	604
VITAS HEALTHCARE CORP OF CENTRAL FL		579	24	4%	603
PEDIATRIC HEALTHCARE ALLIANCE PA		552	51	8%	603
WILLOW BROOKE COURT AT INDIAN RIVER ESTATES		559	43	7%	602
CONSULATE HEALTHCARE OF VERO BEACH	14	503	83	14%	600
PATIENTS FIRST - MAHAN DRIVE		164	436	73%	600

# COVID-19: testing by laboratory

Data through Mar 17, 2021 verified as of Mar 18, 2021 at 09:25 AM

Data in this report are provisional and subject to change.

The numbers in the table below represent the number of Florida and non-Florida residents for whom test results were received by the Department of Health. A person can be tested by more than one laboratory and can have both positive and negative results. **Therefore, the sum of the numbers in each column will be larger than the total number of people tested.**

Reporting lab	Inconclusive	Negative	Positive	Percent positive	Total
BROOKDALE FORT MYERS CYPRESS LAKE		590	2	0%	592
J AND G MEDICAL GROUP LLC		486	105	18%	591
CARITHERS PEDIATRIC GROUP		538	52	9%	590
DIAMOND RIDGE HEALTH AND REHABILITATION		557	32	5%	589
EMERALD SHORES HEALTH AND REHABILITATION		487	97	17%	584
BOND CLINIC PA PEDIATRICS DEPT		535	49	8%	584
MAYFLOWER ASSISTED LIVING		576	6	1%	582
NSPIRE HEALTHCARE MIAMI LAKES	8	558	14	2%	580
WATSON THERAPEUTICS INC	1	552	27	5%	580
SHORELINE PHYSICIAN GROUP		364	216	37%	580
HMA SANTA ROSA MEDICAL CENTER LLC DBA		457	122	21%	579
BALDWIN PEDIATRICS	1	549	29	5%	579
MEDICAL CENTER OF DELTONA, INC		480	96	17%	576
DAVITA LABORATORY		471	104	18%	575
BALDOMERO LOPEZ STATE VETERANS NURSING HOME	2	569	4	1%	575
THERADOC		152	422	74%	574
MEDONE URGENT CARE CENTER		350	223	39%	573
TENNESSEE DOH - NASHVILLE	2	504	66	12%	572
MEDICAL VB		451	121	21%	572
NCH HEALTHCARE BONITA		437	131	23%	568
CONTINENTAL CLINICAL RESEARCH, LLC		519	46	8%	565
CLIFFORD CHESTER SIMS STATE VETERANS		553	12	2%	565
PALM GARDEN OF TAMPA		534	29	5%	563
WHITE-WILSON MEDICAL CENTER - FORT WALTON BEACH		541	20	4%	561
ECCOLAB GROUP	1	147	413	74%	561
MANOR CARE NURSING CENTER OF SARASOTA FL LLC		470	87	16%	557
PHYSICIANS PRIMARY CARE LAB	1	490	66	12%	557
FG RAPID RESULTS	2	288	266	48%	556
SABAL PALMS HEALTH AND REHAB		503	51	9%	554
EXPRESS URGENT CARE LLC		1	551	100%	552
The Sands at South Beach		548	4	1%	552
NEMOURS CHILDERN'S HOSPITAL		453	98	18%	551
PIONEER CLINICAL LAB LLC		445	105	19%	550
Plantation Bay Rehabilitation Center		525	24	4%	549
BAPTIST PRIMARY CARE	2	439	107	20%	548
OCALA FAMILY MEDICAL CENTER INC	2	479	67	12%	548
SOLARIS HEALTHCARE LAKE CITY		449	99	18%	548
MEDONE URGENT CARE AT ST. AUGUSTINE		149	398	73%	547
BREVARD HEALTH ALLIANCE INC, THE		519	28	5%	547
VITAE DIAGNOSTICS		534	13	2%	547
Signature HealthCare Center of Waterford		516	31	6%	547
RESTORE HEALTH URGENT CARE		430	114	21%	544
COASTAL URGENT CARE		428	116	21%	544
NCF DIAGNOSTICS & DNA TECHNOLOGIES	15	211	318	58%	544
DOCTORS CENTER,THE		432	111	20%	543
VETERANS AFFAIRS MEDICAL CENTER - GAINESVILLE		3	539	99%	542
VETERANS AFFAIRS MEDICAL CENTER - BAY PINES		18	523	97%	541



# COVID-19: testing by laboratory

Data through Mar 17, 2021 verified as of Mar 18, 2021 at 09:25 AM

Data in this report are provisional and subject to change.

The numbers in the table below represent the number of Florida and non-Florida residents for whom test results were received by the Department of Health. A person can be tested by more than one laboratory and can have both positive and negative results. **Therefore, the sum of the numbers in each column will be larger than the total number of people tested.**

Reporting lab	Inconclusive	Negative	Positive	Percent positive	Total
CHILDRENS MEDICAL ASSOCIATION PA		480	59	11%	539
AMERICA'S PHARMACY LLC		480	59	11%	539
HEARTLAND PEDIATRICS OF LAKE WALES		481	55	10%	536
HARBOUR HEALTH CENTER		519	16	3%	535
CLARITY LABS		464	70	13%	534
VILLA MARIA NURSING & REHAB CENTER INC	1	516	13	2%	530
VALENCIA HILLS HEALTH AND REHABILITATION CENTER		517	13	2%	530
DOH – INDIAN RIVER		450	79	15%	529
RICARDO NAVARRO DO PA		457	72	14%	529
MEDICAL CENTER CLINIC-IMMEDIATE CARE	1	423	104	20%	528
MED FAST URGENT CARE CENTER		260	268	51%	528
FOUNTAIN MANOR HEALTH AND REHAB CENTER	1	506	20	4%	527
CHILDRENS CLINIC WEST FLORIDA PEDIATRICS		482	45	9%	527
PALMETTO FAMILY HEALTHCARE	1	340	186	35%	527
PALM GARDEN OF CLEARWATER		506	18	3%	524
RAINBOW PEDIATRIC CENTER PA		487	34	7%	521
FLORIDA DEPARTMENT OF HEALTH IN CALHOUN COUNTY		390	127	25%	517
JACKSON MEMORIAL PERDUE MEDICAL CENTER		491	26	5%	517
MEDFAST URGENT CARE CENTERS		231	281	55%	512
NEW YORK HOSPITAL LABORATORIES	1	499	12	2%	512
MEMORIAL PEMBROKE 24/7 CARE CENTER		390	120	24%	510
RIVER GARDEN HEBREW HOME FOR THE AGED		453	55	11%	508
PALM GARDEN OF JACKSONVILLE☐	2	425	80	16%	507
Southern Oaks Care Center	1	469	37	7%	507
DXTERITY DIAGNOSTICS	2	473	31	6%	506
FLORIDA DEPARTMENT OF HEALTH CLAY COUNTY	1	407	98	19%	506
ENZO CLINICAL LABS INC	3	476	25	5%	504
The Manor at Blue Water Bay		443	60	12%	503
ARCPOINTS LABS		437	65	13%	502
MICHAEL A MIDDLETON MD PA☐		483	19	4%	502
ST CLOUD REGIONAL MEDICAL CENTER CLINICAL LAB		394	106	21%	500
WEST GABLES HEALTH CARE CENTER		489	10	2%	499
JACKSON MEMORIAL LONG TERM CARE CENTER		475	24	5%	499
CLINICAL PATHOLOGY LABS		388	111	22%	499
FIRST CHOICE PEDIATRICS		407	91	18%	498
UNIVERSITY OF TAMPA INC, THE		487	9	2%	496
HEALTH CENTER AT BRENTWOOD	1	450	44	9%	495
HOPE HOSPICE AND COMMUNITY SERVICES INC	14	462	18	4%	494
MANOR OAKS NURSING & REHAB CENTER	5	486	2	0%	493
CITRUS NURSING CENTER LLC		447	46	9%	493
HILLCREST HEALTH CARE & REHABILITATION CENTER	3	474	14	3%	491
ASCEND CLINICAL	5	415	71	14%	491
SANDBAY URGENT CARE		396	95	19%	491
BROWARD PARTNERSHIP	6	474	8	2%	488
AFC URGENT CARE FAMILY CARE			488	100%	488
PENSACOLA PEDIATRICS PA - TIGER POINT	18	461	8	2%	487
SUSANNA WESLEY HEALTH CENTER		451	36	7%	487

# COVID-19: testing by laboratory

Data through Mar 17, 2021 verified as of Mar 18, 2021 at 09:25 AM

Data in this report are provisional and subject to change.

The numbers in the table below represent the number of Florida and non-Florida residents for whom test results were received by the Department of Health. A person can be tested by more than one laboratory and can have both positive and negative results. **Therefore, the sum of the numbers in each column will be larger than the total number of people tested.**

Reporting lab	Inconclusive	Negative	Positive	Percent positive	Total
THE PALACE AT HOMESTEAD	1	465	20	4%	486
NORTH FLORIDA RETIREMENT VILLAGE		479	2	0%	481
SEMINOLE NURSING PAVILION		471	8	2%	479
SPEARHEAD MEDICAL		417	62	13%	479
PALM GARDEN OF ORLANDO		446	33	7%	479
FLORIDA HOSPITAL WAUCHULA		344	135	28%	479
HARTS HARBOR HEALTH CARE CENTER		457	21	4%	478
LAUDERDALE NURSING CENTER LLC	1	458	19	4%	478
SHORE ACRES CARE CENTER		442	35	7%	477
Good Samaritan Society Kissimmee Village		411	65	14%	476
SIGNATURE HEALTHCARE OF BROOKWOOD GARDENS		470	6	1%	476
MOBILE MEDICAL ASSOCIATES PL	17	408	50	11%	475
HERON POINTE HEALTH AND REHABILITATION	1	471	3	1%	475
MANOR AT CARPENTERS		447	27	6%	474
FLO-MEDILAB SERVICES LLC		192	282	59%	474
BENTON PEDIATRICS INC		425	48	10%	473
PARKLANDS FACILITY INC	4	427	42	9%	473
Palm Garden of Largo		449	22	5%	471
LIFE CARE CENTER OF PALM BAY□		444	27	6%	471
STEWART SEBASTIAN RIVER MEDICAL CENTER		414	56	12%	470
ORLANDO HEALTH CENTER FOR REHABILITATION		457	13	3%	470
CARENOW	2	262	206	44%	470
DBI HEALTH INC		454	15	3%	469
Quest Diag Unspecifd	1	318	150	32%	469
NAVAL HOSPITAL - JACKSONVILLE		136	333	71%	469
PW WINDERMERE SUBTENANT LLC		468	1	0%	469
LITTLE PINE PEDIATRICS PLLC	3	407	58	12%	468
AFC URGENT CARE SEMINOLE			466	100%	466
AFC URGENT CARE TYRONE		2	464	100%	466
CARE ONE OF FLORIDA	1	318	146	31%	465
THE PALACE MANAGEMENT - THE PALACE AT CORAL GABLES		459	3	1%	462
BROOKDALE PALMER RANCH	1	403	57	12%	461
MEDSCAN LABORATORY INC	1	242	214	47%	457
Williston Care Center		395	61	13%	456
CLARIDGE HOUSE NURSING CENTER		437	18	4%	455
RUSKIN HEALTH CENTER		269	186	41%	455
NURSING PLUS OF BROWARD LLC	1	435	18	4%	454
ELLENTON PEDIATRICS		435	18	4%	453
Q ANSWER LAB	1	392	59	13%	452
NEW YORK PRESBYTERIAN - CUMC CLINICAL		433	18	4%	451
SOLARIS HEALTHCARE OSCEOLA		428	23	5%	451
FLORIDA HOSPITAL MEDICAL GROUP		272	178	40%	450
MINUTECLINIC LLC, #10357		448	1	0%	449
VITAS LUTHERAN TOWERS INPATIENT PROGRAM		384	64	14%	448
AFC URGENT CARE		113	334	75%	447
NEW PLANT CITY FAMILY CARE	1	239	207	46%	447
Solaris HealthCare Windermere		415	32	7%	447

# COVID-19: testing by laboratory

Data through Mar 17, 2021 verified as of Mar 18, 2021 at 09:25 AM

Data in this report are provisional and subject to change.

The numbers in the table below represent the number of Florida and non-Florida residents for whom test results were received by the Department of Health. A person can be tested by more than one laboratory and can have both positive and negative results. **Therefore, the sum of the numbers in each column will be larger than the total number of people tested.**

Reporting lab	Inconclusive	Negative	Positive	Percent positive	Total
CONSULATE HEALTH CARE OF BAYONET POINT	4	436	7	2%	447
DIAMOND RIDGE HEALTH AND REHABILITATION CENTER		422	22	5%	444
Cypress Cove Care Center		343	100	23%	443
NORTH FLORIDA REHABILITATION & SPECIALTY CARE☐		436	6	1%	442
BETHESDA HEALTH URGENT CARE		356	86	19%	442
PALM GARDEN OF WINTER HAVEN	3	422	16	4%	441
SMA SPECIALTY MEDICAL LAB		119	321	73%	440
EMERITUS AT NAPLES	2	437	1	0%	440
MILLER BIOCONNECT		397	42	10%	439
GANDY CROSSING CARE CENTER	1	424	14	3%	439
SUNSHINE URGENT CARE LLC		291	147	34%	438
NAPLES CHILDREN'S URGENT CARE		385	53	12%	438
WHITE WILSON MEDICAL CENTER PA - NAVARRE		325	113	26%	438
PRO HEALTH		188	248	57%	436
Ocala Health and Rehabilitation Center		414	21	5%	435
MEDIPATH		19	415	96%	434
ST ANDREWS BAY SKILLED NURSING &		374	60	14%	434
ANCIENT CITY PEDIATRICS	1	417	16	4%	434
Darcy Hall Of Life Care		420	13	3%	433
BROOKSVILLE HEALTHCARE CENTER LLC☐		420	13	3%	433
STARKE FAMILY MEDICAL CENTER		343	89	21%	432
HEALTHY STEPS PEDIATRICS		385	47	11%	432
APP-UNIPATH, LLC	2	414	15	3%	431
AVECINA MEDICAL JULINGTON	1	240	189	44%	430
FLORIDA DEPT OF HEALTH IN BREVARD COUNTY	3	363	63	15%	429
PALM GARDEN OF OCALA		330	98	23%	428
INTERNAL MEDICINE & PEDIATRICS OF TAMPA BAY PA		366	60	14%	426
Solaris Healthcare Daytona	2	377	46	11%	425
EPN URGENT CARE		83	342	80%	425
Colonial Lakes Health Care		384	39	9%	423
QUOTIENT SCIENCES		410	13	3%	423
SANTA ROSA CENTER FOR REHABILITATION AND HEALING		353	69	16%	422
Bardmoor Oaks Healthcare and Rehabilitation Center		410	11	3%	421
LEHIGH REGIONAL MEDICAL CENTER LAB	2	372	47	11%	421
GARCIA CLINICAL LABORATORY		28	392	93%	420
Manatee Springs Rehabilitation and Nursing Center		399	20	5%	419
ABBAY DELRAY		412	6	1%	418
SOLARIS HEALTHCARE MERRITT ISLAND		376	41	10%	417
FHMG FLORIDA HOSPITAL MEDICAL GROUP		378	39	9%	417
VITAS HEALTHCARE CORPORATION		410	5	1%	415
MAGNOLIA FAMILY URGENT CARE		375	40	10%	415
ADDINGTON PLACE AT WELLINGTON GREEN		406	9	2%	415
TIDEWELL HOSPICE INC	2	405	7	2%	414
HOSPICE OF THE FLORIDA SUNCOAST,THE		409	3	1%	412
GOOD SAMARITAN CENTER		407	3	1%	410
LIFEBRITE	1	211	198	48%	410
ROLLINS COLLEGE WELLNESS CENTER		130	280	68%	410

# COVID-19: testing by laboratory

Data through Mar 17, 2021 verified as of Mar 18, 2021 at 09:25 AM

Data in this report are provisional and subject to change.

The numbers in the table below represent the number of Florida and non-Florida residents for whom test results were received by the Department of Health. A person can be tested by more than one laboratory and can have both positive and negative results. **Therefore, the sum of the numbers in each column will be larger than the total number of people tested.**

Reporting lab	Inconclusive	Negative	Positive	Percent positive	Total
MINUTECLINIC LLC #3671		366	44	11%	410
CLERMONT HEALTH AND REHABILITATION CENTER		377	32	8%	409
ORCHARD PARK HEALTH & REHABILITATION		404	5	1%	409
ABBOTT DIAGNOSTICS		390	18	4%	408
FLOMEDILAB		189	219	54%	408
FLORIDA DEPARTMENT OF HEALTH		359	49	12%	408
NORTH FL SOUTH GA HCS-LAKE CITY		403	5	1%	408
TIDE LABORATORIES		362	43	11%	405
ASSOCIATESMD MEDICAL GROUP INC		345	59	15%	404
Timberridge Center for Rehabilitation and Healing		370	34	8%	404
ADVENTHEALTH MEDICAL GROUP PROMPT CAR	1	286	116	29%	403
INDIAN RIVER CTR, LLC		352	50	12%	402
FLORIDA DEPARTMENT OF HEALTH IN LIBERTY COUNTY	3	303	96	24%	402
ORLANDO VA MEDICAL CENTER			401	100%	401
TREASURE COAST COMMUNITY HEALTH	3	332	66	16%	401
QUALITOX LABORATORIES		221	177	44%	398
SOLARIS HEALTHCARE BAYONET POINT		382	16	4%	398
ADVENTHEALTH EXPRESS CARE AT		326	72	18%	398
Destin Healthcare and Rehabilitation Center	1	357	40	10%	398
AMEERAH LABS, LLC	2	313	82	21%	397
PINES OF SARASOTA		392	5	1%	397
MINI ER AND URGENT CARE		289	105	27%	394
SUNLAND MARIANNA COX MEDICAL CENTER		350	43	11%	393
BONIFAY NURSING AND REHAB CENTER		363	30	8%	393
NATURE COAST MEDICAL GROUP		294	98	25%	392
DIAGNOSTIC & CLINICAL CARE SERVICES INC DBA		315	77	20%	392
FAMILY CARE PARTNERS OF NORTHEAST FLORIDA LLC		317	74	19%	391
MOOSEHAVEN HEALTH CENTER		352	38	10%	390
BARBER		13	376	97%	389
HEALTHWORKS MED GROUP OF FLORIDA PA	3	378	8	2%	389
BAPTIST PRIMARY CARE, INC		361	28	7%	389
LIFE CARE PONTE VEDRA INC		378	9	2%	387
PALMS OF SEBRING		353	34	9%	387
SOUTHERN LABORATORY SERVICES OF NWF		353	34	9%	387
ST PETERSBURG PEDIATRICS-PARK BLVD		352	34	9%	386
Bayside Care Center	1	364	20	5%	385
PEDIATRICS BY THE SEA		369	15	4%	384
VILLAGE DOCTORS OF KEYSTONE		303	81	21%	384
BLOUNTSTOWN REHABILITATION CENTER LLC		278	106	28%	384
WELL-BEING MEDICAL CENTER PLLC		353	30	8%	383
BROOKDALE PADDOCK HILLS	2	377	2	1%	381
UNIVERSITY OF TAMPA STUDENT HEALTH AND SHC CLINICAL LABORATORY		229	152	40%	381
PEDIATRIC ASSOCIATES OF OCALA PA		349	31	8%	380
BARTON HEALTH ALLIANCE	3	331	45	12%	379
MEMPHIS PATHOLOGY LABORATORY	4	354	19	5%	377
BHA CENTRAL COUNTY CLINIC		323	53	14%	376
THE SPRINGS AT BOCA CIEGA BAY		367	9	2%	376



# COVID-19: testing by laboratory

Data through Mar 17, 2021 verified as of Mar 18, 2021 at 09:25 AM

Data in this report are provisional and subject to change.

The numbers in the table below represent the number of Florida and non-Florida residents for whom test results were received by the Department of Health. A person can be tested by more than one laboratory and can have both positive and negative results. **Therefore, the sum of the numbers in each column will be larger than the total number of people tested.**

Reporting lab	Inconclusive	Negative	Positive	Percent positive	Total
UR MEDICINE LABS- CENTRAL LABORATORY		353	23	6%	376
BAYA PHARMACY WEST		8	368	98%	376
PruittHealth Panama City	1	311	64	17%	376
TRI-COUNTY NURSING AND REHABILITATION CENTER INC		360	15	4%	375
PORT SAINT LUCIE HOSPITAL		365	9	2%	374
ADVENTHEALTH EXPRESS CARE AT WALGREENS 49TH STREET		317	57	15%	374
FAIR HAVENS CENTER, OPCO		367	7	2%	374
NATIONS BEST FAMILY HEALTH CARE		196	178	48%	374
Life Care Center of Ocala		304	69	18%	373
ACCESS MEDICAL CENTER	1	344	28	8%	373
HENDRY REGIONAL MEDICAL CENTER		107	265	71%	372
ST PETERSBURG PEDIATRICS-SEMINOLE BLVD		306	66	18%	372
BRISTOL AT TAMPA, THE	4	359	8	2%	371
URGENT CARE BETHESDA	1	318	52	14%	371
Stacey Health Care Centers Inc. dba Riverside Care Center		341	29	8%	370
KINDRED HOSPITAL	10	343	17	5%	370
ADVENT HEALTH - DELTONA ER		303	66	18%	369
SEA BREEZE REHAB AND NURSING CENTER		360	9	2%	369
INFORM DIAGNOSTICS		360	9	2%	369
SPECIALTY HEALTH AND REHABILITATION CENTER		343	25	7%	368
ADVENT HEALTH - TAMPA		148	220	60%	368
TRENTON MEDICAL CENTER INC DBA PALMS MEDICAL GROUP	4	270	93	25%	367
PALM GARDEN OF WEST PALM BEACH	4	347	15	4%	366
AYERS HEALTH & REHABILITATION CENTER		358	7	2%	365
FLORIDA HEART & VASCULAR MULTISPECIALTY GROUP PA		266	98	27%	364
FLORIDA HOSPITAL HEARTLAND MED CTR LAKE PLACID		275	89	24%	364
WELL HEALTH WORKS	1	324	39	11%	364
SERENADES IN THE VILLAGES		311	53	15%	364
Consulate Health Care of North Fort Myers		351	12	3%	363
solaris Healthcare Parkway	2	344	17	5%	363
VETERANS AFFAIRS MEDICAL CENTER - LAKE CITY		52	309	86%	361
HARDEE MANOR HEALTH CARE CENTER	1	357	3	1%	361
PLANT CITY PEDIATRICS	1	291	69	19%	361
HEALTH CENTRAL PARK		295	66	18%	361
FAMILY EXPRESS URGENT CARE		5	356	99%	361
MANOR CARE OF BOYNTON BEACH LLC		336	24	7%	360
CHAUTAUQUA REHABILITATION AND NURSING CENTER		351	9	3%	360
DIGNITY HEALING, LLC		344	15	4%	359
ARTHREX MEDICAL CENTER	1	250	107	30%	358
SUN COUNTRY PEDIATRICS PLLC	9	317	31	9%	357
TRINITY REGIONAL REHAB CENTER		341	15	4%	356
HAINES CITY REHABILITATION AND NURSING CENTER		331	24	7%	355
ORCHARD RIDGE CARE AND REHABILITATION CENTER		336	19	5%	355
LIFE CARE CENTER OF WINTER HAVEN		336	18	5%	354
VILLAGE DOCTORS FAMILY MEDICAL CENTER OF		290	64	18%	354
SIGNATURE HEALTHCARE OF NORTH FLORIDA		349	4	1%	353
MY CLINICAL LAB		224	129	37%	353

# COVID-19: testing by laboratory

Data through Mar 17, 2021 verified as of Mar 18, 2021 at 09:25 AM

Data in this report are provisional and subject to change.

The numbers in the table below represent the number of Florida and non-Florida residents for whom test results were received by the Department of Health. A person can be tested by more than one laboratory and can have both positive and negative results. **Therefore, the sum of the numbers in each column will be larger than the total number of people tested.**

Reporting lab	Inconclusive	Negative	Positive	Percent positive	Total
MANORCARE HEALTH SERVICES - VENICE		297	55	16%	352
MEDFAST URGENT CARE CENTER		122	230	65%	352
HARDEE COUNTY HEALTH DEPARTMENT		283	69	20%	352
VILLAGE AT VIENNA SQUARE,THE	6	329	17	5%	352
SANFORD LABORATORIES		325	26	7%	351
CORAL BAY HEALTHCARE AND REHABILITATION	1	338	12	3%	351
BAYSHORE DIAGNOSTICS		310	41	12%	351
SIPARADIGM, DIAGNOSTIC INFORMATICS		273	77	22%	350
Palmetto Subacute Care Center		338	11	3%	349
PREMIER MEDICAL CENTER LLC		348			348
Marshall Health and Rehabilitation Center		299	49	14%	348
SABAL DIRECT PRIMARY CARE, PA		288	59	17%	347
HEALTH DESIGNS		332	14	4%	346
Bay Breeze Senior Living and Rehabilitation Center		292	53	15%	345
USAFSAM/PHE		174	170	49%	344
AMBULATORY SURGERY CENTER OF BOCA RATON LTD		340	4	1%	344
OCEAN VIEW NURSING AND REHAB CENTER		328	16	5%	344
ARCPPOINT LABS OF SARASOTA MANATEE		266	78	23%	344
COLOR GENOMICS, INC.	2	335	6	2%	343
WHITE-WILSON MEDICAL CENTER - NICEVILLE		303	40	12%	343
ONESTOP MEDICAL AND URGENT CARE LLC		298	44	13%	342
ADVENT HEALTH CENTRA CARE - PALM COAST		80	261	77%	341
ATLANTIC SHORES NURSING AND REHAB CENTER	1	330	9	3%	340
FAIRWAY OAKS CENTER LLC	6	328	6	2%	340
CRONOS CLINICAL LABORATORY	22	227	91	27%	340
CORAL TRACE HEALTH CARE	2	333	5	1%	340
SELECT REFERENCE LABORATORIES, LLC	1	326	12	4%	339
BAY VILLAGE OF SARASOTA INC		335	3	1%	338
MEDICAL CENTER AT OCEAN REEF,THE		321	16	5%	337
SPRINGTREE REHAB & HEALTH CARE CENTER		315	22	7%	337
FL HUD DESTIN, LLC D/B/A GRAND BOULEVARD HEALTH		298	39	12%	337
TAMARAC REHABILITATION & HEALTH CENTER		333	3	1%	336
AVANTE AT OCALA INC	1	305	30	9%	336
TUSKAWILLA NURSING AND REHAB CENTER	2	325	7	2%	334
NORTH PINELLAS STATMED QUICK QUALITY CLINICS		236	97	29%	333
AVANTE AT MT DORA		328	4	1%	332
AVENTURA REHAB AND NURSING CENTER		316	15	5%	331
HCSO OCCUPATIONAL HEALTH AND WELLNESS CENTER		259	72	22%	331
BERNHARDT LABORATORIES	1	270	60	18%	331
KISSIMMEE FACILITY OPERATIONS LLC		306	24	7%	330
Life Care Center at Wells Crossing		309	21	6%	330
Life Care Center of Punta Gorda	1	315	13	4%	329
LAKE EUSTIS HEALTH AND REHABILITATION CENTER		322	7	2%	329
ELMHURST HOSPITAL CENTER	1	299	28	9%	328
PEDIATRIC HEALTH CARE ALLIANCE, PA		295	33	10%	328
ROSEWOOD HEALTH AND REHABILITATION CENTER		306	21	6%	327
HOLISTIX TREATMENT CENTERS		319	8	2%	327

# COVID-19: testing by laboratory

Data through Mar 17, 2021 verified as of Mar 18, 2021 at 09:25 AM

Data in this report are provisional and subject to change.

The numbers in the table below represent the number of Florida and non-Florida residents for whom test results were received by the Department of Health. A person can be tested by more than one laboratory and can have both positive and negative results. **Therefore, the sum of the numbers in each column will be larger than the total number of people tested.**

Reporting lab	Inconclusive	Negative	Positive	Percent positive	Total
SEASIDE HEALTH AND REHABILITATION CENTER		268	58	18%	326
SILVER CREEK SENIOR LIVING COMMUNITY		320	5	2%	325
PIONEER CLINICAL LAB, LLC		212	113	35%	325
EXCEL PEDIATRICS		272	52	16%	324
MIDWAY SPECIALTY CARE CENTER	3	207	114	35%	324
WALGREENS 3173		297	26	8%	323
DAIRY ROAD URGENT CARE	2	203	118	37%	323
SAMANTHA WILSON CARE CENTER	4	310	9	3%	323
24/7 PEDIATRIC CARE CENTERS INC		303	20	6%	323
HEALTH PARK CARE CENTER		319	4	1%	323
DELTONA HEALTH CARE		298	24	7%	322
ELMCROFT PINECREST	1	299	22	7%	322
BAPTIST PRIMARY CARE INC	1	295	25	8%	321
RIVERS FAMILY MEDICINE PA		240	81	25%	321
LabCorp (Non-Interfaced)	1	125	194	61%	320
KENNEDY PAIN CLINIC GROUP LLC		287	32	10%	319
PALMS REHABILITATION AND HEALTHCARE CENTER		282	37	12%	319
PruittHealth Santa Rosa		225	94	29%	319
BEAR CREEK NURSING CENTER		313	5	2%	318
Coastal Health and Rehabilitation Center		306	11	3%	317
AVANTE AT LEESBURG INC		315	2	1%	317
BIOCEPT		294	22	7%	316
The Care Center at Pinellas Park	1	307	8	3%	316
BROOKDALE LAKE TAVARES		310	5	2%	315
HOLIDAY CVS LLC DBA CVS/PHARMACY #0440		305	10	3%	315
REHABILITATION CENTER OF LAKE CITY, THE		286	28	9%	314
COMMUNITY HEALTH AND REHABILITATION CENTER		252	62	20%	314
ARGO SENIOR LIVING AT HAVERHILL		294	20	6%	314
KEY WEST HEALTH AND REHAB	1	305	7	2%	313
JACKSON PLAZA NURSING & REHAB CENTER	6	300	7	2%	313
ST LUCIE EMPLOYEE HEALTH & WELLNESS CENTER		307	6	2%	313
GENESIS MEDICAL LABORATORY MIAMI FL.		83	230	73%	313
Parkview Rehabilitation Center at Winter Park		303	10	3%	313
GOOD SAMARITAN SOCIETY-DAYTONA		292	20	6%	312
MEDEXPRESS LUTZ		3	309	99%	312
PHYSICIANS REGIONAL WALK-IN		190	122	39%	312
AVELLINO LAB USA, INC	1	298	12	4%	311
FAMILY CARE PARTNERS OF NE FLORIDA LLC		238	72	23%	310
FLORIDA HEALTH CARE PLANS			310	100%	310
ADVENT HEALTH - TIMBERRIDGE ER		259	50	16%	309
TAVARES PEDIATRICS		262	47	15%	309
SOUTHWEST ORLANDO FAMILY MEDICINE, PL		257	51	17%	308
ST JUDE CHILDREN'S RESEARCH HOSPITAL		293	15	5%	308
REGENTS PARK OF BOCA RATON		303	3	1%	306
HOLLEY NAVARRE MEDICAL CLINIC		228	78	25%	306
EMERALD COAST PEDIATRICS & ADOL		286	20	7%	306
ADVENT HEALTH - WESTCHASE ER		261	44	14%	305



# COVID-19: testing by laboratory

Data through Mar 17, 2021 verified as of Mar 18, 2021 at 09:25 AM

Data in this report are provisional and subject to change.

The numbers in the table below represent the number of Florida and non-Florida residents for whom test results were received by the Department of Health. A person can be tested by more than one laboratory and can have both positive and negative results. **Therefore, the sum of the numbers in each column will be larger than the total number of people tested.**

Reporting lab	Inconclusive	Negative	Positive	Percent positive	Total
JACKSONVILLE KIDS PEDIATRICS, PLLC		272	33	11%	305
LUTHERAN HAVEN		295	9	3%	304
ST JAMES HEALTH AND REHABILITATION CENTER		218	85	28%	303
Life Care Center of Sarasota		290	13	4%	303
JAMES A HALEY VETERANS HOSPITAL			302	100%	302
HEATHER HILL HEALTHCARE CENTER		256	46	15%	302
Solaris Healthcare Lake Bennet		267	35	12%	302
SAINTS 120 LLC	1	266	34	11%	301
ESTERO ISLAND MEDICAL CENTER		237	64	21%	301
LASER & SURGERY CENTER OF THE PALM BEACHES☐		299	1	0%	300
BOCA BIOLISTICS REFERENCE LABORATORY	2	185	112	37%	299
URGENT CARE EXPRESS LLC		1	298	100%	299
HOMESTEAD MANOR	2	257	40	13%	299
ROSEN MEDICAL CENTER		257	41	14%	298
CLARE BRIDGE ORMOND BEACH	1	297			298
ENCOMPASS HEALTH REHABILITATION HOSPITAL OF SUNRISE	8	283	6	2%	297
BUENA VISTA URGENT CARE		264	33	11%	297
OSPREY LODGE		238	59	20%	297
ST CATHERINE'S WEST REHABILITATION HOSPITAL		284	13	4%	297
Life Care Center at Inverrary		288	8	3%	296
BROOKDALE DESTIN		284	12	4%	296
MY HEALTHY BLUEPRINT BY BAPTIST HEALTH CARE		243	52	18%	295
PENSACOLA PEDIATRICS, PA		278	17	6%	295
CROSS POINTE CARE CENTER	2	286	6	2%	294
BAY COUNTY SHERIFFS OFFICE JAIL FACILITY		249	45	15%	294
FRICKS PHARMACY		232	61	21%	293
ADVANCED AMBULATORY SURGERY CENTER		280	13	4%	293
LONGWOOD FAMILY PRACTICE		224	69	24%	293
NORTHWEST MEDICAL CENTER CLINICAL LABORATORY		175	118	40%	293
SIGNATURE HEALTHCARE AT THE COURTYARD		246	47	16%	293
MANORCARE AT LELY PALMS		287	5	2%	292
LAKELAND REGIONAL HEALTH SYSTEMS INC		26	266	91%	292
MANOR CARE OF NAPLES FL LLC		289	3	1%	292
Solaris Healthcare Coconut Creek		285	6	2%	291
BIOIQ		243	48	16%	291
TALLAHASSEE NHHI LLC	1	262	27	9%	290
PALM GARDEN OF GAINESVILLE	2	285	2	1%	289
AUBURN UNIVERSITY MEDICAL CLINIC		227	62	21%	289
CONSULATE HEALTH CARE OF SAFETY HARBOR		283	6	2%	289
PALM BEACH PEDIATRICS PA	2	250	36	13%	288
The Grove Health and Rehabilitation		265	23	8%	288
AMERICAN HEALTH ASSOCIATES INC	1	270	17	6%	288
RULEME CENTER	2	258	26	9%	286
Avante at Inverness		283	3	1%	286
OKEECHOBEE COUNTY HEALTH DEPT	1	199	86	30%	286
BRIDGEWATER PARK HEALTH AND REHAB		257	29	10%	286
ACCURATE DIAGNOSTIC LABS, INC		268	17	6%	285

# COVID-19: testing by laboratory

Data through Mar 17, 2021 verified as of Mar 18, 2021 at 09:25 AM

Data in this report are provisional and subject to change.

The numbers in the table below represent the number of Florida and non-Florida residents for whom test results were received by the Department of Health. A person can be tested by more than one laboratory and can have both positive and negative results. **Therefore, the sum of the numbers in each column will be larger than the total number of people tested.**

Reporting lab	Inconclusive	Negative	Positive	Percent positive	Total
DEPARTMENT OF HEALTH BUREAU OF FAMILY		280	5	2%	285
SILVERCREST HEALTH AND REHABILITATION CENTER	3	273	8	3%	284
AURORA DIAGNOSTICS BERNHARDT LABORATORIES PATHOLOGY SERVICE		190	93	33%	283
WIMAUMA COMMUNITY HEALTH CENTER		230	52	18%	282
LA MER NH LLC		277	5	2%	282
AMERICAN FINNISH NURSING HOME	2	272	7	2%	281
W FRANK WELLS NURSING HOME		253	28	10%	281
UNIVERSITY OF CENTRAL FLORIDA HEALTH SERVICES		280	1	0%	281
DOCTORS MEMORIAL HOSPITAL		155	125	45%	280
BAYA POINTE NURSING AND REHABILITATION		197	83	30%	280
TIERRA PINES CENTER		268	12	4%	280
LAKE PARK OF MADISON		269	10	4%	279
Heartland Healthcare of Ft. Myers	1	277	1	0%	279
PERSONALIZED GENETIC TESTING	1	182	95	34%	278
AZALEA TRACE PHYSICIAN SERVICES		275	3	1%	278
WESTCHESTER GARDENS LIMITED PARTNERSHIP		272	6	2%	278
renaissance health and rehabilitation center		259	19	7%	278
AVON PARK PEDIATRICS INC	3	249	25	9%	277
PRUITT HEALTH-SANTA ROSA		275	2	1%	277
Crossbreeze care center	1	274	2	1%	277
DAVID SCOTT MADWAR MD PA		250	27	10%	277
HARBOURWOOD	1	272	4	1%	277
VILLAGES REGIONAL HOSPITAL SURGERY CENTER LLC, THE		218	58	21%	276
Rehabilitation Center for Park Place LLC		265	11	4%	276
Glades West Rehabilitation and Nursing Center		266	8	3%	274
HUNT CLUB PEDIATRIC ASSOCIATES, P.A.		234	40	15%	274
Solaris HealthCare Imperial		265	8	3%	273
FLORIDA KEYS PEDIATRICS & ADOLESCENT CENTER		259	14	5%	273
NASSAU COUNTY JAIL		228	43	16%	271
Sunset Point Center		267	4	1%	271
STERLING HOUSE OF DELAND		270	1	0%	271
FOUNTAIN INN NURSING & REHABILITATION CTR, INC		265	6	2%	271
HOSPICE OF LAKE & SUMTER INC	1	263	6	2%	270
VILLAGE PLACE NH LLC		246	24	9%	270
Premier Place at The Glenview		260	9	3%	269
LODGE HEALTH AND REHABILITATION CENTER, THE		237	32	12%	269
CENTERSTONE OF FLORIDA		250	18	7%	268
FLETCHER HEALTH AND REHABILITATION CENTER		267	1	0%	268
ADVENT HEALTH CARE CENTER	9	246	13	5%	268
West Melbourne Health and Rehabilitation Center		266	1	0%	267
CHIPOLA HEALTH AND REHAB		250	17	6%	267
DAYTONA BEACH HEALTH AND REHAB CENTER		267			267
BRENTWOOD RETIREMENT COMMUNITY	5	231	31	12%	267
ADVENT HEALTH CENTRA CARE - ORMOND BEACH		113	153	58%	266
Avante at St Cloud, Inc.		260	5	2%	265
SERANADES BY SONATA WEST ORANGE		236	29	11%	265
VETERANS AFFAIRS MEDICAL CENTER - MIAMI		2	262	99%	264

# COVID-19: testing by laboratory

Data through Mar 17, 2021 verified as of Mar 18, 2021 at 09:25 AM

Data in this report are provisional and subject to change.

The numbers in the table below represent the number of Florida and non-Florida residents for whom test results were received by the Department of Health. A person can be tested by more than one laboratory and can have both positive and negative results. **Therefore, the sum of the numbers in each column will be larger than the total number of people tested.**

Reporting lab	Inconclusive	Negative	Positive	Percent positive	Total
Vi at Lakeside Village Skilled Nursing		254	10	4%	264
HAVEN OF OUR LADY OF PEACE INC		256	8	3%	264
USA HEALTH UNIVERSITY HOSPITAL CLINICAL LABORATORY	1	252	10	4%	263
CHURCH OF SCIENTOLOGY FLAG SERVICE ORGANIZATION		259	3	1%	262
PAVILION FOR HEALTHCARE, THE		260	2	1%	262
CHIPOLA MEDICAL ASSOCIATES, LLC		186	76	29%	262
RIVERWOOD HEALTH NH LLC		223	39	15%	262
LUIS A GHIGLINO MD PA		252	9	3%	261
PROTEUS MOLECULAR AND CLINICAL LAB	1	149	111	43%	261
SARAPATH DIAGNOSTICS		140	121	46%	261
Concordia Village of Tampa AL		256	5	2%	261
CLIFFORD CHESTER SIMS VA NURSING HOME		251	9	3%	260
WESTWOOD HEALTHCARE SNF		214	46	18%	260
Avante at Orlando		256	4	2%	260
WHITE WILSON MEDICAL IMMEDIATE CARE NICEVILLE		43	216	83%	259
CONSULATE HEALTHCARE OF KISSIMMEE		247	12	5%	259
BROWARD NURSING & REHABILITATION CTR	8	238	13	5%	259
Chatsworth at PGA National, LLC		246	12	5%	258
FLORIDA WOMAN CARE LABORATORY LLC		232	26	10%	258
FIRST CHOICE PRIMARY CARE		207	51	20%	258
CHEEK AND SCOTT DRUGS INC		211	46	18%	257
STATMED QUICK QUALITY CLINIC AT NORTH PINELLAS		66	189	74%	255
ABBOTT LABORATORIES		166	89	35%	255
BOULEVARD REHABILITATION CENTER		241	14	5%	255
AZALEA TRACE		241	13	5%	254
MARTIN MEMORIAL MEDICAL CENTER LAB		128	125	49%	253
MACCLENNY NURSING AND REHAB		235	18	7%	253
ADVENT HEALTH - ORLANDO		194	59	23%	253
SHELL POINT VILLAGE MEDICAL CENTER		246	7	3%	253
DE LUNA HEALTH AND REHABILITATION CENTER		229	23	9%	252
ARBOR FACILITY INC		250	1	0%	251
Solaris Senior Living North Naples ALF		241	9	4%	250
FAMILY MEDICAL CARE OF PALM BEACH		190	60	24%	250
Surrey Place Healthcare and Rehabilitation		247	2	1%	249
BUREAU OF CLINICAL LABORATORIES		208	41	16%	249
FORT MYERS REHABILITATION AND NURSING CENTER		223	26	10%	249
Cross Gardens Care Center		248	1	0%	249
CARRINGTON PLACE OF ST PETE LLC		242	6	2%	248
MIAMI JEWISH HEALTH SYSTEMS, INC	4	235	9	4%	248
AMELIA MEDICAL CARE		97	150	61%	247
ST MARK VILLAGE	1	241	5	2%	247
KR at Hillsborough Lakes/Lutz Healthcare		236	10	4%	246
Heritage Healthcare at Tallahassee		239	7	3%	246
AVECINA MOBILE		121	125	51%	246
ADVENTHEALTH EXPRESS CARE AT WESLEY CH		218	27	11%	245
ROSEWOOD HEALTHCARE & REHABILITATION CENTER		239	6	2%	245
NORTH FLORIDA PEDIATRICS - MARIANNA		206	39	16%	245

# COVID-19: testing by laboratory

Data through Mar 17, 2021 verified as of Mar 18, 2021 at 09:25 AM

Data in this report are provisional and subject to change.

The numbers in the table below represent the number of Florida and non-Florida residents for whom test results were received by the Department of Health. A person can be tested by more than one laboratory and can have both positive and negative results. **Therefore, the sum of the numbers in each column will be larger than the total number of people tested.**

Reporting lab	Inconclusive	Negative	Positive	Percent positive	Total
FLORIDA ATLANTIC UNIVERSITY STUDENT HEALTH		206	39	16%	245
MALABAR/ADVENT CENTRA CARE		48	196	80%	244
BOND CLINIC, PA		180	64	26%	244
FLORIDA CLINICAL LABORATORY-BIOREFERENCE LABORATORIES		92	151	62%	243
APLS SERVICES LLC D/B/A CLEAR DIAGNOSTICS	12	229	2	1%	243
CYPRESS COVE		237	6	2%	243
HEARTLAND PEDIATRICS OF LAKE PLACID PA	1	212	30	12%	243
LAKEVIEW NEUROLOGIC		233	10	4%	243
BAYVIEW CENTER		237	5	2%	242
ARCHER HEALTH VENTURES, LLC		217	25	10%	242
GOOD SAMARITAN CARES		236	5	2%	241
WALGREENS 10670		211	30	12%	241
CLARE BRIDGE OF SARASOTA		238	2	1%	240
EDGEWATER AT WATERMAN VILLAGE,THE		225	15	6%	240
PONTE VEDRA GARDENS		239	1	0%	240
RENAISSANCE AT THE TERRACES		239	1	0%	240
ORANGE COUNTY HEALTH DEPT		228	11	5%	239
PALM GARDEN OF AVENTURA		236	3	1%	239
AMERICAN HOUSE SENIOR LIVING		189	50	21%	239
UCC - WELLINGTON		3	236	99%	239
TERRACES OF LAKE WORTH CARE CENTER		226	12	5%	238
HOMESTEAD VILLAGE		227	11	5%	238
WATERMARK LAKE POINTE WOODS LLC		219	18	8%	237
WASHINGTON REHAB AND NURSING		227	10	4%	237
PEDIATRICS IN BREVARD PA		188	49	21%	237
FELLOWSHIP HOME AT THE FAIRWAY LLC		229	7	3%	236
Consulate Health Care of St. Petersburg		229	7	3%	236
TGH		1	235	100%	236
BAY TREE CARE AND REHABILITATION CENTER		197	38	16%	235
OAK HAMMOCK AT THE UNIVERSITY OF FLORIDA		229	6	3%	235
REGENTS PARK AT AVENTURA		221	14	6%	235
ST AUGUSTINE HEALTH & REHAB CENTER		233	1	0%	234
ARCPOINT LABS OF ST PETERSBURG		152	82	35%	234
Chatham Glen Healthcare and Rehabilitation Center		226	8	3%	234
JACKSONVILLE UNIVERSITY	1	219	13	6%	233
CONEY ISLAND HOSPITAL		226	7	3%	233
MANDARIN PEDIATRICS		210	22	9%	232
ATLANTIC URGENT CARE		155	77	33%	232
CITY OF PORT SAINT LUCIE		215	16	7%	231
LORI MCAULIFFE MD PA		204	27	12%	231
LYNN HAVEN SPORTS COMPLEX-WALKON CLINIC		21	209	91%	230
ManorCare Health Services-Palm Harbor	1	229			230
PALM BEACH COUNTY FIREFIGHTERS HEALTH CLINIC, LLC		189	41	18%	230
ARDEN COURTS OF TAMPA	2	223	5	2%	230
Lake Port Square Health Center		212	16	7%	228
220 GOLDEN, LLC	1	210	16	7%	227
LAKEVIEW INTERNAL MEDICINE		170	57	25%	227



# COVID-19: testing by laboratory

Data through Mar 17, 2021 verified as of Mar 18, 2021 at 09:25 AM

Data in this report are provisional and subject to change.

The numbers in the table below represent the number of Florida and non-Florida residents for whom test results were received by the Department of Health. A person can be tested by more than one laboratory and can have both positive and negative results. **Therefore, the sum of the numbers in each column will be larger than the total number of people tested.**

Reporting lab	Inconclusive	Negative	Positive	Percent positive	Total
Lakewood Nursing Center		197	29	13%	226
SEAVIEW NURSING AND REHABILITATION CENTER		217	9	4%	226
PARKS HEALTHCARE & REHABILITATION CTR	4	211	11	5%	226
CCS - JOSEPH V CONTE		223	2	1%	225
SAMIR EBEID MD		202	23	10%	225
LEHIGH VALLEY GENOMICS			223	100%	223
WIREGRASS DIRECT PRIMARY CARE PLLC□		190	33	15%	223
MIAMI CEREBRAL PALSY RESIDENTIAL		222	1	0%	223
THE RESIDENCE AT TIMBER PINES	4	194	25	11%	223
PINNACLES PEDS CARE PA		222			222
NORTH FLORIDA PEDIATRICS PA - DUVAL		193	29	13%	222
DISCOVERY VILLAGE AT MELBOURNE		195	27	12%	222
Signature healthcare of Jacksonville		215	5	2%	220
WOOD LAKE HEALTH AND REHABILITATION CENTER		219			219
METROPOLITAN HOSPITAL CENTER		213	6	3%	219
ANGELS DIAGNOSTIC GROUP		174	45	21%	219
RITECARE MEDICAL CENTER		148	71	32%	219
Boynton Beach Rehabilitation Center	2	213	4	2%	219
E-LAB OF FLORIDA		197	21	10%	218
HOLISTIC PEDIATRICS GROUP LLC		197	21	10%	218
ASCENSION MEDICAL GROUP		5	212	98%	217
THE MANOR AT CARPENTERS		185	32	15%	217
FORT PIERCE HEALTH CARE		210	7	3%	217
ST. CLOUD REGIONAL MEDICAL CENTER		199	18	8%	217
LAKE PORT SQUARE		200	17	8%	217
CORAL REEF NURSING & REHABILITATION CENTER		212	5	2%	217
SURREY PLACE CARE CENTER		211	6	3%	217
BROOKDALE ATRIM WAY		210	6	3%	216
EDGEWOOD NURSING CENTER		209	7	3%	216
ST ANTHONYS REHABILITATION HOSPITAL	9	205	2	1%	216
GATEWAY/ADVENT CENTRA CARE	1	24	190	88%	215
VETERANS AFFAIRS ORLANDO VA MEDICAL CENTER			215	100%	215
CORAL GABLES NURSING & REHABILITATION CENTER		204	10	5%	214
BLOCK, NATION, CHASE, AND SMOLEN FAMILY MEDICINE		157	57	27%	214
Orchid Cove at Sarasota		213	1	0%	214
NSPIRE HEALTHCARE LAUDERHILL		208	6	3%	214
KEY LARGO - LARGO CARGO		193	21	10%	214
MADISON FACILITY INC		212	1	0%	213
Consulate Healthcare of West Palm Beach		197	16	8%	213
DOCTORS MEMORIAL FAMILY MEDICINE	2	147	64	30%	213
COLONY CLUB ALF,THE	1	199	13	6%	213
LCS SANDHILL COVE LLC DBA	6	198	9	4%	213
PCB CLINIC		167	45	21%	212
PADDOCK RIDGE		209	3	1%	212
MORSELIFE MEMORY CARE RESIDENCE		203	9	4%	212
CONSULATE HEALTH CARE OF WINTER HAVEN		209	3	1%	212
POMPANO REHABILITATION AND NURSING CTR		212			212

# COVID-19: testing by laboratory

Data through Mar 17, 2021 verified as of Mar 18, 2021 at 09:25 AM

Data in this report are provisional and subject to change.

The numbers in the table below represent the number of Florida and non-Florida residents for whom test results were received by the Department of Health. A person can be tested by more than one laboratory and can have both positive and negative results. **Therefore, the sum of the numbers in each column will be larger than the total number of people tested.**

Reporting lab	Inconclusive	Negative	Positive	Percent positive	Total
ADVENT HEALTH - LAKE NONA		183	29	14%	212
Bayside Health and Rehabilitation		181	31	15%	212
POCONO MEDICAL CENTER		212			212
San Jose Health & Reabilitation		206	6	3%	212
LIFE CARE CENTER OF PORT ST. LUCIE		200	11	5%	211
FLAGLER COUNTY DETENTION CENTER		199	12	6%	211
SUPERIOR RESIDENCES OF PANAMA CITY BEACH		205	6	3%	211
BORLAND GROOVER CLINIC	1	173	37	18%	211
MACTOWN, INC		209	2	1%	211
SUNRISE DIAGNOSTIC LABORATORY		158	53	25%	211
GOOD SAMARITAN SOCIETY OF DELAND		199	11	5%	210
EVENT MED SERVICES LABORATORY		205	5	2%	210
HEALTH FIRST - HOLMES REGIONAL MEDICAL CENTER		32	178	85%	210
Royal Oaks Nursing and Rehab		209	1	0%	210
BODYK		206	4	2%	210
Nspire Health Care Kendall		199	10	5%	209
Taylor Care Center		204	5	2%	209
Whispering Oaks	11	175	23	11%	209
The Palace Nursing and Rehabilitation Center		209			209
GUEST HOUSE OCALA, THE		203	6	3%	209
CHILDREN MED CARE INC		175	33	16%	208
Flagler Health and Rehabilitation		205	3	1%	208
FULGENT GENETICS	2	165	40	19%	207
VI AT BENTLEY VILLAGE HOME CARE		206	1	0%	207
PALMS MEDICAL GROUP HIGH SPRINGS		174	33	16%	207
ST PETERSBURG PEDIATRICS-EAST BAY	1	171	34	17%	206
SPRINGS AT LAKE POINTE WOODS		204	2	1%	206
LAKESIDE HEALTH CENTER		205			205
SOLARIS SENIOR LIVING VERO BEACH		197	8	4%	205
Cross Terrace REhabilitation		203	2	1%	205
ALTAMONTE MD		39	166	81%	205
ADVENT HEALTH CENTRA CARE - DAYTONA BEACH		94	110	54%	204
DISCOVERY VILLAGE AT NAPLES		187	17	8%	204
WHITE WILSON MEDICAL CENTER IMMEDIATE CARE		95	108	53%	203
HOSPICE OF ST FRANCIS INC		196	7	3%	203
BROOKDALE OF SPRING HILL	9	192	2	1%	203
Sunnyside Nursing Home		200	3	1%	203
GLENRIDGE ON PALMER RANCH,THE		195	8	4%	203
IMA MEDICAL GROUP		136	66	33%	202
PATHGROUP LABS LLC		97	105	52%	202
POLK COUNTY HEALTH DEPARTMENT		178	24	12%	202
ST VINCENT'S AMBULATORY CARE INC DBA	2	171	29	14%	202
ADVENT HEALTH CENTRA CARE - APOPKA NORTH		172	30	15%	202
THE VILLAGES REGIONAL HOSPITAL FREESTANDING		181	21	10%	202
MARTIN ACQUISITION 1 LLC DBA		189	13	6%	202
INN AT ASTON GARDENS, THE		194	7	3%	201
STERLING HOUSE OF WINTER HAVEN		198	3	1%	201



# COVID-19: testing by laboratory

Data through Mar 17, 2021 verified as of Mar 18, 2021 at 09:25 AM

Data in this report are provisional and subject to change.

The numbers in the table below represent the number of Florida and non-Florida residents for whom test results were received by the Department of Health. A person can be tested by more than one laboratory and can have both positive and negative results. **Therefore, the sum of the numbers in each column will be larger than the total number of people tested.**

Reporting lab	Inconclusive	Negative	Positive	Percent positive	Total
FLORIDA STATE HOSPITAL CLINICAL LABORATORY		200	1	0%	201
ELLENTON PEDIATRICS PA		187	14	7%	201
CONSULATE HEALTH CARE OF MELBOURNE		196	5	2%	201
VAMC WEST PALM LAB		5	196	98%	201
Governors Creek Health and Rehabilitation	1	198	2	1%	201
MATHISON RETIREMENT COMMUNITY, INC	1	191	8	4%	200
HERITAGE HEALTHCARE AND REHABILITATION CENTER		195	5	3%	200
OAKBROOK HEALTH AND REHABILITATION CENTER	1	185	14	7%	200
BAY VUE NURSING AND REHABILITATION CENTER		189	10	5%	199
PARTICLE THEORY LABS		180	19	10%	199
SOUTHLAND SUITES OF ORMOND BEACH	4	195			199
LAKE VIEW CARE CENTER AT DELRAY		193	6	3%	199
CCS - PAUL REIN DETENTION FACILITY		133	66	33%	199
ADVENT HEALTH - CARROLLWOOD	4	169	26	13%	199
DEPARTMENT OF HEALTH & HUMAN SERVICES		198			198
LAUREL POINT CARE ACQUISITION LLC DBA SANDGATE GARDENS REHAB AND NURSI		171	27	14%	198
BRADEN RIVER REHABILITATION CENTER LLC		196	1	1%	197
The Waterford		194	3	2%	197
JUPITER MEDICAL CENTER URGENT CENTER		158	39	20%	197
CORNERSTONE MEDICAL CARE OF BRANDON PL		101	96	49%	197
FLORIDA HEALTH CARE PLAN INC		2	195	99%	197
SANDY PINES	2	175	19	10%	196
BOCA RATON REHABILITATION CENTER	4	189	3	2%	196
PALM HARBOR FAMILY PRACTICE & WALK-IN		149	47	24%	196
NO FLORIDA PEDIATRICS, PA		169	27	14%	196
ABBIEJEAN RUSSELL CARE CENTER		195	1	1%	196
MIRACLE HILL NURSING & REHABILITATION CENTER INC		189	6	3%	195
TARPON POINT NURSING AND REHABILITATION CENTER		192	3	2%	195
Heritage Park Rehabilitation & Healthcare		177	18	9%	195
ARDEN COURTS OF SEMINOLE		154	41	21%	195
PATHWAY PHARMACY		161	34	17%	195
DOS OF NORTH SHORES NURSING & REHAB CENTER		194			194
ALLIANCE PEDIATRICS PA		189	5	3%	194
SARNO EXTENDED HOURS		124	69	36%	193
MARION AND BERNARD L SAMSON NURSING CENTER		189	4	2%	193
ADVANCED MEDICAL GROUP		1	192	99%	193
AFTER HOURS PEDIATRICS INC	1	1	190	99%	192
CYPRESS POINT LIVING, LLC		177	15	8%	192
AMA MEDICAL GROUP LLC		160	32	17%	192
GRACE PEDIATRICS		161	31	16%	192
HEALTH LINK DIAGNOSTIC LABORATORIES		182	9	5%	191
TUSCAN GARDENS OF PALM COAST		186	5	3%	191
NEO GENOMICS - FORT MYERS	1	183	6	3%	190
FINLAY CLINICAL LABORATORY INC		38	152	80%	190
WALGREENS 4915	1	170	19	10%	190
MEDICAL CONSULTANTS OF FLORIDA LLC	1	155	33	17%	189
SUNCOAST URGENT CARE		140	49	26%	189

# COVID-19: testing by laboratory

Data through Mar 17, 2021 verified as of Mar 18, 2021 at 09:25 AM

Data in this report are provisional and subject to change.

The numbers in the table below represent the number of Florida and non-Florida residents for whom test results were received by the Department of Health. A person can be tested by more than one laboratory and can have both positive and negative results. **Therefore, the sum of the numbers in each column will be larger than the total number of people tested.**

Reporting lab	Inconclusive	Negative	Positive	Percent positive	Total
RIVERWOOD CENTER,THE		179	10	5%	189
WOMEN'S CARE FLORIDA LABORATORY		183	5	3%	188
OCEAN REEF MEDICAL CENTER		150	38	20%	188
FIRST CHOICE PEDIATRICS SEMORAN		97	91	48%	188
PLANTATION NURSING & REHAB CENTER		187			187
PATRIOT MEDICAL LABORATORIES		179	8	4%	187
BARKLEY PLACE	1	182	4	2%	187
FARAH MEDICAL		175	12	6%	187
ANTHEM LAKES LLC		151	35	19%	186
JUPITER MEDICAL CENTER URGENT CARE - STUART		137	49	26%	186
LEESBURG PEDIATRICS		161	25	13%	186
CSL PLASMA		31	155	83%	186
UNIVERSITY OF MIAMI		59	127	68%	186
HOSPITAL FOR SPECIAL SURGERY		182	3	2%	185
VIERA MANOR ASSISTED LIVING RESIDENCE		178	7	4%	185
BEACON AT GULF BREEZE, THE	2	173	10	5%	185
ADVENT		172	13	7%	185
ALLSOUTH URGENT CARE		19	166	90%	185
NIGHT LITE PEDIATRICS WINTER GARDEN		144	41	22%	185
CARENOW LAKE MARY		45	140	76%	185
NEW YORK CITY DEPARTMENT OF HEALTH & MENTAL		152	33	18%	185
LAB CORP	1	106	78	42%	185
YOUR FAMILY WALK-IN CLINIC		13	171	93%	184
GEORGIA DEPARTMENT OF PUBLIC HEALTH	1	5	178	97%	184
BAPTIST HEALTH PRIMARY CARE	1	134	49	27%	184
ST. JAMES BAY HEALTH AND REHABILITATION CENTER		183	1	1%	184
LIFE CARE CENTER OF ALTAMONTE SPRINGS		157	27	15%	184
CANTERFIELD OF CLAY COUNTY		146	38	21%	184
JACKSONVILLE VA UNIVERSITY OPC	4	174	6	3%	184
PBC FIREFIGHTER BENEFIT FUND WELLNESS CENTER		147	36	20%	183
ADVENT HEALTH CENTRA CARE - WESLEY CHAPEL		13	170	93%	183
MIDWAY PRIMARY CARE, LLC	11	103	68	37%	182
KENILWORTH CARE & REHABILITATION CENTER		172	10	5%	182
BROOKDALE ORANGE PARK		181	1	1%	182
NADAL PEDIATRICS - VICTORIA STREET (3385)		153	28	15%	181
JACKSONVILLE NURSING AND REHAB CENTER		173	8	4%	181
GULF COAST MEDICAL CENTER		177	4	2%	181
Emory L Bennett State Veterans Nursing Home		178	3	2%	181
EDWARD J HEALEY REHAB & NURSING CENTER		181			181
STERLING HOUSE OF PUNTA GORDA		179	1	1%	180
HAWKINS FAMILY MEDICINE LLC	1	128	51	28%	180
MIAMI VA HEALTHCARE SYSTEM			180	100%	180
GLADES HEALTH CARE CENTER		177	3	2%	180
ZON BEACHSIDE LLC		142	37	21%	179
ARDEN COURTS OF LARGO FL, LLC		156	22	12%	178
The Ponce Therapy Care Center		174	4	2%	178
BHA TITUSVILLE CLINIC		166	12	7%	178

# COVID-19: testing by laboratory

Data through Mar 17, 2021 verified as of Mar 18, 2021 at 09:25 AM

Data in this report are provisional and subject to change.

The numbers in the table below represent the number of Florida and non-Florida residents for whom test results were received by the Department of Health. A person can be tested by more than one laboratory and can have both positive and negative results. **Therefore, the sum of the numbers in each column will be larger than the total number of people tested.**

Reporting lab	Inconclusive	Negative	Positive	Percent positive	Total
AVANTE AT ORMOND BEACH INC		172	6	3%	178
LABCORP BURLINGTON		141	37	21%	178
PRIMECARE OF DOTHAN		124	54	30%	178
SOUTH BALDWIN REGIONAL MEDICAL CENTER		166	12	7%	178
ALL SEASONS NAPLES LLC		172	5	3%	177
ADVENT HEALTH CENTRA CARE - CARROLLWOOD		5	172	97%	177
PHYSICIANS REGIONAL MEDICAL CENTER - PINE RIDGE		20	156	89%	176
KINDRED HOSPITAL THE PALM BEACHES		171	5	3%	176
PRINCIPLE LABORATORY	2	171	3	2%	176
ORLANDO HEALTH EMERGENCY DEPARTMENT		163	12	7%	175
MILLENNIUM PHYSICIAN GROUP LLC		152	23	13%	175
JUNO DERMATOLOGY LLC		159	16	9%	175
Avante at Lake Worth, Inc.		175			175
US MEDICAL CARE, INC		155	19	11%	174
CANTERFIELD OF OCALA, LLC		163	11	6%	174
BENDERSON FAMILY SKILLED NURSING AND		157	17	10%	174
CRYSTAL RIVER HEALTH & REHAB		174			174
QUICK CARE MED LLC	1	121	52	30%	174
The Inn at Sarasota Bay Club		172	2	1%	174
ASTON GARDENS AT PELICAN MARSH		169	5	3%	174
ANCHOR CARE AND REHABILITATION CENTER		173	1	1%	174
GENE BY GENE		61	113	65%	174
HIGHLANDS URGENT CARE			173	100%	173
WORKPLACE SCREENING INTELLIGENCE			173	100%	173
MEDICATION ROOMS-CSU/CI NURSE STATION	1	160	11	6%	172
CARE CENTERS OF NASSAU		169	3	2%	172
CENTRAL FLORIDA HEALTHCARE GROUP LLC		151	21	12%	172
EXOSOME DIAGNOSTICS	1	153	18	10%	172
ROSECASTLE OF CITRUS		142	30	17%	172
FORT WALTON REHABILITATION CENTER		133	38	22%	171
SUMMERFIELD EMERGENCY ROOM		128	43	25%	171
BROOKDALE FORT MYERS THE COLONY		167	4	2%	171
BRIGHTON EGGERT PHARMACY INC		163	7	4%	170
STAR CARE		148	22	13%	170
ROSECASTLE OF ZEPHRHILLS		167	3	2%	170
NORTH FLORIDA INTERNAL MEDICINE PA		136	34	20%	170
DOLPHIN POINTE HEALTH CARE LLC		149	20	12%	169
HIGHLANDS LAKE CENTER		165	4	2%	169
Life Care Center of Orlando		164	5	3%	169
PEDIATRICS OF GREATER ORLANDO		145	24	14%	169
CONCORD LIFE SCIENCES LLC	2	150	17	10%	169
BAY EDUCATORS WELLNESS CENTER		112	57	34%	169
SUNY UPSTATE MEDICAL UNIVERSITY		154	15	9%	169
PENSACOLA PEDIATRICS - PACE		158	11	7%	169
TUSCAN GARDENS OF VENETIA MANAGEMENT COMPANY		155	13	8%	168
PEDIATRIC SPECIALISTS MEDICAL GROUP	1	155	12	7%	168
PANAMA CITY DEVELOPMENTAL CENTER		168			168

# COVID-19: testing by laboratory

Data through Mar 17, 2021 verified as of Mar 18, 2021 at 09:25 AM

Data in this report are provisional and subject to change.

The numbers in the table below represent the number of Florida and non-Florida residents for whom test results were received by the Department of Health. A person can be tested by more than one laboratory and can have both positive and negative results. **Therefore, the sum of the numbers in each column will be larger than the total number of people tested.**

Reporting lab	Inconclusive	Negative	Positive	Percent positive	Total
Avante at Melbourne		166	2	1%	168
URGENT CARE OF THE PALM BEACHES, NORTH PALM BEACH			167	100%	167
ADVENT HEALTH CENTRA CARE - TEMPLE TERRACE	1	103	63	38%	167
MEADOWCREST FAMILY PHYSICIANS		97	69	42%	166
SUWANNEE VALLEY NURSING CENTER		152	14	8%	166
OSPREY VILLAGE AT AMELIA ISLAND LTD		155	10	6%	165
CAYUGA MEDICAL CENTER AT ITHACA		160	5	3%	165
CITRUS HEALTH AND REHAB		132	33	20%	165
THE ARLINGTON OF NAPLES INC.		162	3	2%	165
A PLUS PEDIATRICS		145	20	12%	165
MOBILE INFIRMARY MED CENTER PATH LAB		149	15	9%	164
MID FLORIDA PATHOLOGY LLC MOBILE UNIT #4		113	51	31%	164
ARDEN COURTS OF DELRAY BEACH FL LLC	3	151	10	6%	164
ST JOSEPH'S HOSPITAL LABORATORY			163	100%	163
WOODBIDGE FACILITY INC		158	5	3%	163
COASTAL INTERNAL MEDICINE		125	38	23%	163
LAKEVIEW TERRACE RETIREMENT COMMUNITY		146	17	10%	163
BRADENTON HEALTH CARE		163			163
TRI COUNTY NURSING HOME		162	1	1%	163
WILLISTON PEDIATRICS PA	1	139	23	14%	163
PRECISION GENETICS, INC		157	6	4%	163
HUNT CLUB PEDIATRIC ASSOCIATES PA		102	60	37%	162
HEALTHPOINT MED GRP OF THE EMERALD COAST LLC		131	31	19%	162
WESLEY HAVEN VILLA	1	127	34	21%	162
Sunrise Health and Rehabilitation Center		155	6	4%	161
SOMERBY LAKE NONA		154	7	4%	161
GREENBRIAR REHABILITATION AND NURSING CENTER	1	159			160
KEYSTONE REHAB		160			160
NAIA		159	1	1%	160
ARCADIA HEALTH AND REHABILITATION CENTER		100	60	38%	160
GEORGE SAFRAN MD PC		147	13	8%	160
BROOKDALE PENSACOLA		158	1	1%	159
WEST COAST FAMILY MEDICAL CARE		124	34	22%	158
FLORIDA DEPARTMENT OF HEALTH IN TAYLOR COUNTY	1	114	43	27%	158
WUESTHOFF REF LABORATORY			158	100%	158
ARDEN COURTS OF FORT MYERS		154	4	3%	158
DOCTORS MEMORIAL FAMILY PRACTICE	2	119	36	23%	157
CONCIMED LLC		143	14	9%	157
VIPEDIATRICS PLLC		143	14	9%	157
LAKE REGIONAL URGENT CARE		11	146	93%	157
Englewood Healthcare and Rehab		141	15	10%	156
TIMBERRIDGE NURSING HOME & REHAB		123	33	21%	156
SIGNATURE HEALTHCARE OF ORANGE PARK		153	3	2%	156
REGENCY PARK		138	18	12%	156
NORTH PORT REHABILITATION AND NURSING CENTER		155	1	1%	156
COCOA BEACH/ADVENT CENTRA		41	114	74%	155
PRUITT HEALTH		152	2	1%	154

# COVID-19: testing by laboratory

Data through Mar 17, 2021 verified as of Mar 18, 2021 at 09:25 AM

Data in this report are provisional and subject to change.

The numbers in the table below represent the number of Florida and non-Florida residents for whom test results were received by the Department of Health. A person can be tested by more than one laboratory and can have both positive and negative results. **Therefore, the sum of the numbers in each column will be larger than the total number of people tested.**

Reporting lab	Inconclusive	Negative	Positive	Percent positive	Total
POINTE, THE		126	28	18%	154
PALMETTTO FACILITY INC	1	153			154
DIAMOND RIDGE		147	7	5%	154
Kindred Hospital South Florida Hollywood SNU		147	7	5%	154
KRYSTAL BAY NURSING AND REHABILITATION		149	5	3%	154
CHARTER SENIOR LIVING OF PANAMA CITY BEACH		133	21	14%	154
HIALEAH SHORES NURSING AND REHAB CENTER		146	8	5%	154
VITAS HEALTHCARE CORPORATION OF FL		139	15	10%	154
BARTRAM CROSSING		154			154
FAWCETT MEMORIAL HOSPITAL-LAB		39	115	75%	154
PINELLAS CARE CENTER		122	31	20%	153
AMERICAN FAMILY MEDICAL LLC		114	39	25%	153
NORTH BEACH REHABILITATION CENTER		151	2	1%	153
RIVERSIDE RECOVERY OF TAMPA		152	1	1%	153
VILLA MARIA WEST SKILLED NURSING FACILITY		146	7	5%	153
VILLAGE PEDIATRICS LLC		126	26	17%	152
PROVIDENCE HOSPITAL LABORATORY		144	8	5%	152
BENTON HOUSE AT OAKLEAF		122	30	20%	152
FHMG-FLORIDA HOSPITAL MEDICAL GROUP		127	24	16%	151
SUNNY HILLS ALF OF SEBRING INC		140	11	7%	151
BONITA PHARMACY		137	13	9%	150
Madison Health and Rehabilitation Center		114	36	24%	150
LABORATORY OF FLORIDA		97	53	35%	150
VIERA DEL MAR HEALTH AND REHABILITATION CENTER		146	4	3%	150
The Crossroads		149	1	1%	150
PHYSICIAN PARTNERS PERRY		87	63	42%	150
SENIOR LIVING VII TAMPA LLC	1	139	9	6%	149
FINNISH AMERICAN REST HOME-ALF		147	2	1%	149
SACRED HEART HEALTH SYSTEM INC		118	31	21%	149
PRECISION HEALTH RESOURCES, LLC	1	133	15	10%	149
NAPHCARE, INC AT MANATEE COUNTY JAIL		124	25	17%	149
GOLD CHOICE SENIOR COMMUNITIES		109	40	27%	149
LIFE BRITE		133	16	11%	149
MCW MENTAL HEALTH LLC		145	4	3%	149
REFUAH HEALTH CENTER LABORATORY		142	7	5%	149
F&T MEDICAL RESEARCH, INC		149			149
WRIGHTS HEALTH CARE AND REHABILITATION CENTER		118	30	20%	148
MILLENNIUM LAB SERVICES			148	100%	148
CAREATC CITY OF TAMPA		122	26	18%	148
ALL FLORIDA FAMILY AND SPORTS MEDICINE		128	20	14%	148
ADVENT HEALTH - PALM HARBOR ER		115	33	22%	148
GRAVITY DIAGNOSTICS		55	93	63%	148
ADVENTHEALTH HOSPICE CARE CENTRAL FLORIDA		143	4	3%	147
SEAGRASS VILLAGE FLEMING ISLAND		110	37	25%	147
NO FLORIDA PEDIATRICS, PA - BRADFORD		120	27	18%	147
SONATA COCONUT CREEK	2	122	23	16%	147
CLEARWATER STATMED QUICK QUALITY CLINICS		42	104	71%	146



# COVID-19: testing by laboratory

Data through Mar 17, 2021 verified as of Mar 18, 2021 at 09:25 AM

Data in this report are provisional and subject to change.

The numbers in the table below represent the number of Florida and non-Florida residents for whom test results were received by the Department of Health. A person can be tested by more than one laboratory and can have both positive and negative results. **Therefore, the sum of the numbers in each column will be larger than the total number of people tested.**

Reporting lab	Inconclusive	Negative	Positive	Percent positive	Total
Quail Run Health Care Center		146			<b>146</b>
QUEENS HOSPITAL CENTER	1	135	10	7%	<b>146</b>
NAVARRE GARDENS LLC		121	25	17%	<b>146</b>
CORE BIO LABS		76	70	48%	<b>146</b>
PALM BEACH COUNTY HEALTH DEPT LAB	4	136	6	4%	<b>146</b>
JACKSON COUNTY HEALTH DEPARTMENT		100	46	32%	<b>146</b>
BAPTIST HEALTH URGENT CARE AT PLANTATION		115	30	21%	<b>145</b>
DESOTO PALMS ALF		140	5	3%	<b>145</b>
SUNLIFE PHARMACY		132	13	9%	<b>145</b>
FAMILY EXTENDED CARE OF CENTRAL TAMPA		127	18	12%	<b>145</b>
BROOKDALE CAPE CORAL		145			<b>145</b>
CRANE CENTER		114	31	21%	<b>145</b>
REGENCY CARE OF BLOUNTSTOWN LLC		135	10	7%	<b>145</b>
WALGREENS 6221		127	17	12%	<b>144</b>
ADVENTHEALTH CENTRA CARE PONCIANA	1	81	62	43%	<b>144</b>
MACKOUL PEDIATRICS FORT MYERS		127	17	12%	<b>144</b>
RDV SPORTSPLEX PEDIATRICS		117	27	19%	<b>144</b>
NCRNC INC		140	4	3%	<b>144</b>
JEFFERY WEINZWEIG		2	141	99%	<b>143</b>
BRUCE S WEST MD	1	141	1	1%	<b>143</b>
OAKHURST CENTER		135	7	5%	<b>142</b>
ALLCARE MEDICAL CENTERS PC		118	24	17%	<b>142</b>
QUALITY URGENT CARE AND WELLNESS PL	3	97	42	30%	<b>142</b>
TUSCAN ISLE CHAMPIONSGATE OP CO LLC		140	2	1%	<b>142</b>
Nemours Children's Urgent Care		80	62	44%	<b>142</b>
EAST NEW YORK DIAGNOSTIC AND TREATMENT		135	7	5%	<b>142</b>
PORT ST LUCIE REHABILITATION AND HEALTHCARE		98	43	30%	<b>141</b>
CROSSWINDS HEALTH AND REHABILITATION CENTER	1	138	2	1%	<b>141</b>
Hampton Court Nursing and Rehabilitation Center		139	2	1%	<b>141</b>
NOVARI CARE LLC		97	44	31%	<b>141</b>
UNITED CLINICAL LABORATORIES		132	9	6%	<b>141</b>
OAKS OF KISSIMMEE HEALTH AND REHABILITATION CENTER		138	3	2%	<b>141</b>
WEDGEWOOD HEALTHCARE CENTER		92	48	34%	<b>140</b>
PROFESSIONAL URGENT CARE SERVICES		107	33	24%	<b>140</b>
Gulf Coast Healthcare (Longwood Health and Rehab		118	21	15%	<b>139</b>
WILTON MANORS HEALTH & REHABILITATION CENTER		130	9	6%	<b>139</b>
DAYSRING VILLAGE		117	22	16%	<b>139</b>
FLORIDA HEALTH CARE PLANS INC		1	138	99%	<b>139</b>
GRAND OAKS HEALTH & REHABILITATION		138	1	1%	<b>139</b>
AMERICAN PATHOLOGY PARTNERS		136	2	1%	<b>138</b>
LabCorp L#09258090 M#09258105		74	64	46%	<b>138</b>
DB MD		123	15	11%	<b>138</b>
ADVENT HEALTH CENTRA CARE - CITRUS PARK		9	129	93%	<b>138</b>
CHERRY OAK PALM BEACH COUNTY		130	8	6%	<b>138</b>
ADVENT HEALTH CENTRA CARE - DELAND		28	110	80%	<b>138</b>
PPC-LAB EDI ORCHARD BI		129	8	6%	<b>137</b>
SPRING HAVEN RETIREMENT	1	133	3	2%	<b>137</b>



# COVID-19: testing by laboratory

Data through Mar 17, 2021 verified as of Mar 18, 2021 at 09:25 AM

Data in this report are provisional and subject to change.

The numbers in the table below represent the number of Florida and non-Florida residents for whom test results were received by the Department of Health. A person can be tested by more than one laboratory and can have both positive and negative results. **Therefore, the sum of the numbers in each column will be larger than the total number of people tested.**

Reporting lab	Inconclusive	Negative	Positive	Percent positive	Total
MAINSTREAM DIAGNOSTIC LABORATORY LLC		118	19	14%	137
MANOR AT BLUEWATER BAY		131	6	4%	137
CARENOW URGENT CARE - LAKE MARY			137	100%	137
SMILEY MEDICAL GROUP		108	29	21%	137
ABSOLUTE HEALTH INTERNAL MEDICINE AND PEDIATRICS		120	16	12%	136
ADVENT HEALTH CENTRA CARE - ORANGE CITY	1	53	82	60%	136
LONGWOOD HEALTH AND REHABILITATION CENTER		124	12	9%	136
GULFCOAST PEDIATRICS		128	8	6%	136
SONATA DELRAY BEACH		125	11	8%	136
CLARE BRIDGE OF CAPE CORAL	1	135			136
COLLIER PHARMACY		110	25	19%	135
PEDIATRIC CARE CENTER		135			135
IRL MARKET LAB ALACHUA		104	31	23%	135
MV MEDICAL PRACTICE DBA PRIMARY URGENT CARE		128	7	5%	135
CITRUS MEMORIAL HOSPITAL			135	100%	135
RITE MEDICAL CARE PC		133	2	1%	135
WINDSOR OF LAKEWOOD RANCH,THE		133	2	1%	135
ESCAMBIA COUNTY JAIL DETENTION DIVISION		132	3	2%	135
MED COMP SCIENCES		1	134	99%	135
LIFE CARE CENTER OF JACKSONVILLE		113	21	16%	134
STEWART MEDICAL GROUP		34	100	75%	134
Peninsula Care and Rehab		122	12	9%	134
ADVANCED MEDICAL CENTER		86	48	36%	134
DOCTOR'S IN HOUSE LABORATORY		18	116	87%	134
ISLAND HEALTH AND REHABILITATION CENTER		132	1	1%	133
SOUTH CAMPUS FACILITY INC		122	11	8%	133
Centre Pointe Health and Rehabilitation Center		122	11	8%	133
THE REHABILITATION CENTER OF LAKE CITY		127	5	4%	132
CLINICA HISPANA		1	131	99%	132
PEDIATRIC ASSOCIATES AT ARGYLE PA		126	6	5%	132
Lakeside Nursing and Rehabilitation Center	1	106	25	19%	132
WILLOWBROOKE COURT AT ST ANDREWS ESTATES		126	5	4%	131
INTEGRATED REGIONAL LABORATORIES		119	12	9%	131
HARBORCHASE OF VERO BEACH	1	115	15	11%	131
ADVENTHEALTH MEDICAL GROUP FAMILY MEDICINE AT		101	30	23%	131
FOUNTAINS OF HOPE LLC, THE		130	1	1%	131
THE WELLNESS CENTER AT LAKEWOOD RANCH		43	88	67%	131
FAWCETT MEMORIAL HOSPITAL LABORATORY			131	100%	131
CENTRACARE		17	114	87%	131
JPR URGENT MEDICAL CARE		128	2	2%	130
Lehigh Acres Health and Rehabilitation		119	11	8%	130
MOOSEHAVEN LIFE CARE CENTER		130			130
The Crossings		127	2	2%	129
STUART - FAIRGROUNDS		113	16	12%	129
BMHSI-AEL MICROBIOLOGY LABORATORY	2	102	25	19%	129
SONNIS PEDIATRICS PA		116	13	10%	129
DAYSPRING SENIOR LIVING LLC		127	2	2%	129

# COVID-19: testing by laboratory

Data through Mar 17, 2021 verified as of Mar 18, 2021 at 09:25 AM

Data in this report are provisional and subject to change.

The numbers in the table below represent the number of Florida and non-Florida residents for whom test results were received by the Department of Health. A person can be tested by more than one laboratory and can have both positive and negative results. **Therefore, the sum of the numbers in each column will be larger than the total number of people tested.**

Reporting lab	Inconclusive	Negative	Positive	Percent positive	Total
AMERICAN HOUSE-BONITA SPRINGS☐		128	1	1%	129
PROMPT CARE OF CENTRAL FLORIDA			129	100%	129
TRI-COUNTY NURSING HOME		117	12	9%	129
EMBRY RIDDLE AERONAUTICAL UNIVERSITY HEALTH SERVICES		1	127	99%	128
ENCOMPASS HEALTH REHABILITATION OF SEA PINES		127	1	1%	128
QUICK CARE MED PL CR		80	48	38%	128
MEASE COUNTRYSIDE HOSPITAL		1	127	99%	128
TRADITION MEDICAL CENTER LABORATORY		50	78	61%	128
KINDRED HOSPITAL MELBOURNE	1	123	4	3%	128
WILLOW BROOKE COURT AT AZALEA TRACE		127	1	1%	128
Shoal Creek Rehabilitation Center		85	42	33%	127
GARDENS HEALTH NH LLC		125	2	2%	127
GESSLER CLINIC PA		98	29	23%	127
HILLSBOROUGH COUNTY DEVELOPMENTAL CTR☐	1	117	9	7%	127
CLERMONT URGENT CARE			126	100%	126
TGH URGENT CARE – SEMINOLE			126	100%	126
D PEDIATRICS		111	15	12%	126
PROVISTA DIAGNOSTICS, INC		123	3	2%	126
IQBAL A FARUQUI MD☐		93	32	26%	125
THE CLUB AND REHABILITATION CENTER		124	1	1%	125
FIRSTCARE CLINIC		67	58	46%	125
AHEC CLINIC		7	117	94%	124
KINDRED HOSPITAL-BAY AREA-ST PETERSBURG LAB	1	117	6	5%	124
Mt Sinai Aventura			124	100%	124
ARBOR GLEN AT ARBOR TRACE	2	113	9	7%	124
NORTH FL SOUTH GA HCS-MALCOM RANDALL VAMC			124	100%	124
RESEARCH CENTERS OF AMERICA, LLC		101	23	19%	124
MANOR CARE OF PALM HARBOR		123	1	1%	124
ST PETERSBURG PEDIATRICS-MLK JUNIOR BLVD		114	9	7%	123
WALTON PLACE		123			123
DIAGNOSTIC LABORATORY OF OKLAHOMA		99	24	20%	123
ADVENT HEALTH CENTRA CARE - BRANDON		31	92	75%	123
CITRUS MEMORIAL HEALTH SYSTEM LAB		2	121	98%	123
JEFFERSON COUNTY HEALTH DEPARTMENT-MONTICELLO		92	31	25%	123
BAPTIST HEALTH SOUTH FLORIDA - WEST BOCA URGENT CARE		91	31	25%	122
WINDERMERE MEDICAL CENTER		117	5	4%	122
KINDRED HOSPITAL SOUTH FLORIDA		119	3	2%	122
HEARTLAND HEALTHCARE AND REHAB CENTER		100	22	18%	122
THREE OAKS PHARMACY INC		109	13	11%	122
COQUINA CENTER		119	3	2%	122
SONATA WEST		119	2	2%	121
AMERICAN HOUSE COCONUT POINT		103	18	15%	121
ISLAND URGENT CARE PLLC DBA AFC URGENT CARE		120	1	1%	121
URGENT CARE TCMA			121	100%	121
PARKVIEW HEALTH		121			121
KINDRED HOSPITAL - SOUTH FLORIDA		118	3	2%	121
Sandy Ridge Center for Rehabilitation and Healing		100	21	17%	121

# COVID-19: testing by laboratory

Data through Mar 17, 2021 verified as of Mar 18, 2021 at 09:25 AM

Data in this report are provisional and subject to change.

The numbers in the table below represent the number of Florida and non-Florida residents for whom test results were received by the Department of Health. A person can be tested by more than one laboratory and can have both positive and negative results. **Therefore, the sum of the numbers in each column will be larger than the total number of people tested.**

Reporting lab	Inconclusive	Negative	Positive	Percent positive	Total
GENEDX		46	75	62%	121
MINUTECLINIC DIAGNOSTIC OF RHODE ISLAND, LLC #729		117	4	3%	121
ATMORE COMMUNITY HOSPITAL LABORATORY		94	27	22%	121
FLORIDA DEPARTMENT OF HEALTH IN LAKE COUNTY	1	78	42	35%	121
Crystal Health & Rehab Center		115	6	5%	121
PANAMA PHARMACY	3	99	18	15%	120
BROOKDALE JENSEN BEACH□		117	3	3%	120
ARIZONA DEPARTMENT OF HEALTH SERVICES		5	115	96%	120
MEYER PEDIATRICS		107	13	11%	120
FIRST CHOICE PEDIATRICS INC		110	9	8%	119
FLORIDA MEDICAL CLINIC LLC		66	53	45%	119
FLORIDA ATLANTIC UNIVERSITY		112	7	6%	119
MATHISON RETIREMENT COMMUNITY		114	5	4%	119
SUMMIT MEDICAL GROUP		108	11	9%	119
HOSPICE OF THE TREASURE COAST		115	4	3%	119
BOSTON RED SOX CLUB LP		117	2	2%	119
NSPIRE HEALTHCARE TAMARAC		80	39	33%	119
SEMINOLE TRIBE OF FLORIDA		97	22	18%	119
PALMS FACILITY INC		104	15	13%	119
SH HERON EAST LLC□		103	15	13%	118
RDX BIOSCIENCE		60	58	49%	118
HOBDAIR FAMILY HEALTH LLC□		82	36	31%	118
COASTAL HEALTH AND REHAB		110	8	7%	118
PSL NAPLES BH OPERATIONS, LLC		118			118
MEMORY CARE OF NAPLES		118			118
NEIGHBORHOOD MEDICAL CENTER		112	5	4%	117
MINUTECLINIC DIAGNOSTIC		110	7	6%	117
MAGNOLIA MEDICAL CLINIC		11	106	91%	117
BELVEDERE COMMONS OF FORT WALTON BEACH		106	10	9%	116
PINELLAS COUNTY JAIL			116	100%	116
NADAL PEDIATRICS		87	29	25%	116
LEE COUNTY SCHOOL DISTRICT	1	108	7	6%	116
HAZELDEN FLORIDA	1	112	3	3%	116
HIGHLANDS MEDICAL CENTER		113	3	3%	116
VITAS HEALTHCARE CORPORATION OF FLORIDA		113	3	3%	116
TIFFANY HALL NURSING AND REHAB CENTER		106	9	8%	115
BROWARD HEALTH CORAL SPRINGS EPIDEMIOLOGY DEPT		1	114	99%	115
BROOKDALE COLONIAL PARK	2	112	1	1%	115
SUNFLOWER SPRINGS ASSISTED LIVING		105	10	9%	115
CARE RESOURCE COMMUNITY HEALTH CENTERS INC		109	6	5%	115
THE COURTYARD ASSISTED LIVING		111	4	3%	115
CABANA AT JENSEN DUNES, THE		110	4	4%	114
WESTWOOD NURSING & REHAB		80	34	30%	114
EPWORTH VILLAGE RETIREMENT COMMUNITY		112	2	2%	114
BVM THE BRIDGES LLC		114			114
ELAN BUENA VISTA		97	17	15%	114
MONTEFIORE MEDICAL CENTER LABORATORIES - MOSES		104	10	9%	114

# COVID-19: testing by laboratory

Data through Mar 17, 2021 verified as of Mar 18, 2021 at 09:25 AM

Data in this report are provisional and subject to change.

The numbers in the table below represent the number of Florida and non-Florida residents for whom test results were received by the Department of Health. A person can be tested by more than one laboratory and can have both positive and negative results. **Therefore, the sum of the numbers in each column will be larger than the total number of people tested.**

Reporting lab	Inconclusive	Negative	Positive	Percent positive	Total
Courtyards of Orlando Care Center		101	12	11%	113
TREASURE COAST MEDICAL ASSOCIATES		4	109	96%	113
WELLOW URGENT CARE PC		113			113
BAYCARE HEALTH SYSTEMS		2	110	98%	112
ALLIED HEALTH FORT PIERCE		112			112
CLEVELAND CLINIC FOUNDATION		12	100	89%	112
UNIVERSITY MEDICAL CENTER SUITES		99	13	12%	112
ALTERNATIVE LIVING, INC DBA TWIN CITIES PAVILION		109	3	3%	112
SOLARIS SENIOR LIVING OF MERRITT ISLAND		108	4	4%	112
MINUTECLINIC DIAGNOSTIC OF TEXAS, LLC		100	11	10%	111
ARBOR TERRACE SAN JOSE LLC	3	106	2	2%	111
BIODESIX, INC.		83	28	25%	111
PHYSICIANS REGIONAL CLINIC		82	29	26%	111
ARBOR TERRACE ORTEGA LLC	2	107	2	2%	111
OPPENHEIMER PLASTIC SURGERY LLC		106	5	5%	111
CVS		25	86	77%	111
SOUTH BALDWIN MEDICAL CENTER GULF SHORES		89	22	20%	111
MD 365 MEDICAL CARE		110	1	1%	111
MG PORT CHARLOTTE II SUBTENANT LLC		99	11	10%	110
LAKE HOUSE ASSISTED LIVING		93	17	15%	110
UNIVERSITY HEALTH SYSTEM INC		100	10	9%	110
L&S SENIOR CARE DBA ARCADIA OAKS	4	105	1	1%	110
FLAGLER COLLEGE HEALTH SERVICES		80	30	27%	110
Avante of Boca Raton		110			110
SEMINOLE SPORTS AND FAMILY MEDICINE		98	12	11%	110
HOSPICE OF THE EMERALD COAST INC - PANAMA CITY	2	101	7	6%	110
TGH URGENT CARE – TYRONE		2	108	98%	110
PANCARE HEALTH GULF COUNTY		81	28	26%	109
A2Z DIAGNOSTICS		108	1	1%	109
ESCAMBIA COUNTY JAIL	1	82	26	24%	109
SUMMIT MEDICAL GROUP PA		99	10	9%	109
North Lake Care Center		107	1	1%	108
KINDRED HOSPITAL NORTH FLORIDA	3	99	6	6%	108
SHC College Park		107	1	1%	108
EVANS HEALTH CARE		106	2	2%	108
HEARTLAND PHARMACY LAKE PLACID, INC		81	27	25%	108
FHMG LAKE MARY PEDS		94	14	13%	108
LATE HOURS URGENT CARE		59	49	45%	108
BARBARA O'REILLY MD PA		104	4	4%	108
Riviera Health Resort		108			108
ROHR HOME		105	3	3%	108
MY CLINICAL LAB INC		17	91	84%	108
BAY VIEW HEALTHCARE		85	22	21%	107
AEGIS MEDICAL GROUP		88	19	18%	107
SURFSIDE URGENT CARE		86	21	20%	107
PRIME HEALTH OF NORTH PORT LLC		93	14	13%	107
LEE MEMORIAL HEALTH SYSTEM HEALTH FAIR		102	5	5%	107

# COVID-19: testing by laboratory

Data through Mar 17, 2021 verified as of Mar 18, 2021 at 09:25 AM

Data in this report are provisional and subject to change.

The numbers in the table below represent the number of Florida and non-Florida residents for whom test results were received by the Department of Health. A person can be tested by more than one laboratory and can have both positive and negative results. **Therefore, the sum of the numbers in each column will be larger than the total number of people tested.**

Reporting lab	Inconclusive	Negative	Positive	Percent positive	Total
ALL MY KIDS PEDIATRICS INC		75	32	30%	107
NAVY HOSPITAL			107	100%	107
SEVEN HILLS HEALTH AND REHABILITATION CENTER		90	16	15%	106
ELMCROFT OF BELLA VITA☐		98	8	8%	106
NORTH FLORIDA EVALUATION AND TREATMENT CENTER	2	99	5	5%	106
MINUTECLINIC LLC #4987		92	14	13%	106
HEART OF FLORIDA REGIONAL MED CTR		35	71	67%	106
GATTOLINE ENTERPRISES, INC. DBA FAMILY CARE PHARMACY		90	16	15%	106
LABCORP RTP		37	68	65%	105
ISLAND DOCTORS		16	89	85%	105
DIATHERIX LABORATORIES		61	44	42%	105
ST PETERSBURG PEDIATRICS-SEMINOLE		92	13	12%	105
MEDICAL CONSULTANTS OF FLORIDA DBA	1	90	14	13%	105
PICH KTM CORP DBA MEDITOWN PHARMACY		89	16	15%	105
EAST RIDGE RETIREMENT VILLAGE INC		104			104
J FRANK AVEY MD		81	23	22%	104
VISTA MANOR		92	12	12%	104
PEDIATRIC CARE CENTER- JACKSONVILLE BEACH		75	29	28%	104
GRANDE, THE☐	2	98	4	4%	104
PREDICTIVE LABORATORIES, INC	1	90	13	13%	104
MINUTECLINIC DIAGNOSTIC OF SOUTH CARO		83	20	19%	103
LAKELAND REGIONAL HEALTH LAKE MIRIAM	2	59	42	41%	103
REGENCY OAKS HEALTH CENTER		101	2	2%	103
GRAND VILLA OF LAKELAND		96	6	6%	102
ST MARK ASSISTED LIVING CENTER	1	89	12	12%	102
MICRO PATH LABORATORIES INC		99	3	3%	102
CSL PLASMA INC		7	95	93%	102
WESTCHESTER MEDICAL CENTER		99	3	3%	102
VIERA HOSPITAL			102	100%	102
BROOKDALE VERO BEACH SOUTH AL		101			101
WHITE PLAINS HOSPITAL CENTER LAB		97	4	4%	101
SUNSHINE GARDENS		100	1	1%	101
TUSCAN ISLE OPERATING COMPANY LLC DBA		98	3	3%	101
EC OPCO CARROLLWOOD LLC		95	6	6%	101
RAPID RELIABLE TESTING NY LLC		93	7	7%	100
VILLAS OF HOLLY BROOK - BRADENTON 14TH		100			100
CCS - BROWARD COUNTY JAIL		94	6	6%	100
Consulate Health Care of Port Charlotte		98	2	2%	100
EMERALD COAST CENTER		96	4	4%	100
CAREMOUNT MEDICAL - PATHOLOGY		96	4	4%	100
GLOBAL CENTRAL LABS AT PPD	2	88	10	10%	100
ARDEN COURTS OF LELY PALMS☐		98	2	2%	100
DOUGLAS T JACOBSON STATE VETERANS HOME		100			100
CENTRAL FLORIDA HEALTH CARE		47	52	53%	99
PruittHealth Fleming Island		87	12	12%	99
VITAS HEALTHCARE		89	10	10%	99
ORANGE PARK PEDIATRICS		90	9	9%	99



# COVID-19: testing by laboratory

Data through Mar 17, 2021 verified as of Mar 18, 2021 at 09:25 AM

Data in this report are provisional and subject to change.

The numbers in the table below represent the number of Florida and non-Florida residents for whom test results were received by the Department of Health. A person can be tested by more than one laboratory and can have both positive and negative results. **Therefore, the sum of the numbers in each column will be larger than the total number of people tested.**

Reporting lab	Inconclusive	Negative	Positive	Percent positive	Total
DELAND WELLNESS CENTER			99	100%	99
ORLANDO LUTHERAN TOWERS ASSISTED LIVING		99			99
SANIBEL INTERNAL MEDICINE, LLC		96	3	3%	99
325TH MEDICAL GROUP		83	16	16%	99
ADVANCED EMURGENT CARE		27	71	72%	98
MACADAMS HOME HEALTH AGENCY		97	1	1%	98
LANDMARK, THE		48	50	51%	98
URINEGOODHANDS LLC		96	2	2%	98
ARDEN COURTS OF PALM HARBOR		79	19	19%	98
INNOVATIVE GENOMICS, LLC		77	21	21%	98
SEMINOLE COUNTY HEALTH DEPARTMENT		79	19	19%	98
Cross Landings Health and Rehabilitation		97	1	1%	98
LECONTE MEDICAL CENTER LAB		79	19	19%	98
SIGNATURE HEALTHCARE OF PORT CHARLOTTE		91	7	7%	98
TURNING POINT OF TAMPA		92	6	6%	98
CHARLES CROFT MD	1	96	1	1%	98
FLORIDA COMMUNITY HEALTH CENTERS INC			98	100%	98
HOSPICE OF MARTIN & ST LUCIE, INC		95	3	3%	98
PLAZA OF HALLANDALE BEACH		98			98
KORGENE LAB	1	28	69	70%	98
HEALTH CENTERS AT BRENTWOOD		96	1	1%	97
WEST		83	14	14%	97
ARBOR TRAIL		77	20	21%	97
MINNESOTA TWINS		92	5	5%	97
HURLBURT FIELD CLINIC		39	58	60%	97
RIDGEWOOD DIAGNOSTIC LABORATORY		92	5	5%	97
PEDIATRIC ASSOCIATES ORLANDO		82	14	15%	96
BAYSHORE MEMORY CARE		96			96
PALMS EDGE	1	89	6	6%	96
MARKET STREET VIERA		95	1	1%	96
KALEIDA HEALTH CENTER FOR LABORATORY		90	6	6%	96
SUPERIOR RESIDENCES OF LECANTO		80	15	16%	95
THE TERRACE OF KISSIMMEE		80	15	16%	95
CROSS CITY REHABILITATION AND HEALTH CARE CENTER		72	23	24%	95
DEVANSH LAB WERKS INC		79	16	17%	95
MIAMI BEACH COMMUNITY HEALTH CENTER		1	94	99%	95
Golfview Healthcare Center		90	5	5%	95
AMERICAN ESOTERIC LAB-BIRMINGHAM		93	2	2%	95
LENOX HILL HOSPITAL		88	7	7%	95
DIAGNOSTIC SOLUTIONS		3	91	97%	94
MINUTECLINIC DIAGNOSTIC OF SOUTH CAROLINA, LLC		78	16	17%	94
CAN COMMUNITY HEALTH		93	1	1%	94
BAY REGIONAL URGENT CARE	1	56	37	39%	94
ADVENT HEALTH CENTRA CARE - EAST ORLANDO		65	29	31%	94
QPS, LLC		91	3	3%	94
NORTH SHORE MEDICAL LABS	1	86	7	7%	94
BAPTIST MEDICAL CENTER SOUTH		76	18	19%	94

# COVID-19: testing by laboratory

Data through Mar 17, 2021 verified as of Mar 18, 2021 at 09:25 AM

Data in this report are provisional and subject to change.

The numbers in the table below represent the number of Florida and non-Florida residents for whom test results were received by the Department of Health. A person can be tested by more than one laboratory and can have both positive and negative results. **Therefore, the sum of the numbers in each column will be larger than the total number of people tested.**

Reporting lab	Inconclusive	Negative	Positive	Percent positive	Total
CONSULATE HEALTH CARE OF SARASOTA☐	1	93			94
ADVENTHEALTH MEDICAL GROUP PRIMARY CARE		89	4	4%	93
BAY PINES MEDICAL ASSOCIATES		1	92	99%	93
GIBBENS FAMILY MEDICAL, LLC		74	19	20%	93
PENNSYLVANIA DEPT OF HEALTH		21	72	77%	93
PRESERVE AT PALM AIRE	3	90			93
ADVENT HEALTH CENTRA CARE - WATERMAN		79	14	15%	93
HARBORCHASE OF NAPLES		79	13	14%	92
PATRICK AIR FORCE BASE		3	89	97%	92
MINUTECLINIC DIAGNOSTIC OF NORTH CARO		79	12	13%	91
HERON CLUB AT PRESTANCIA		89	2	2%	91
MAGNOLIA DIAGNOSTIC		2	89	98%	91
JOHN KNOX VILLAGE OF FLORIDA ALF	1	86	4	4%	91
LIFESTREAM BEHAVIORIAL CENTER		70	21	23%	91
FHMG- FLORIDA HOSPITAL MEDICAL GROUP		80	11	12%	91
KEYSTYLE LIVING LLC	1	89	1	1%	91
DEBARY HEALTH AND REHABILITATION CENTER		88	3	3%	91
BAHIA OAKS LODGE		85	6	7%	91
PEDIATRICS IN BREVARD PA- ROCKLEDGE		54	36	40%	90
CENTURY CENTER FOR REHABILITATION & HEALING		72	18	20%	90
ASHRAF MEDICAL GROUP PLLC DBA PULSE MD		87	3	3%	90
KEYS MEDICAL GROUP			90	100%	90
UNIVERSTIY CENTER MEDICAL LLC DBA	1	85	4	4%	90
EXPERTUS LABORATORIES INC		28	62	69%	90
ARDEN COURTS OF WEST PALM BEACH		90			90
HARBOR BEACH NURSING AND REHABILITATION CENTER		87	3	3%	90
HAWTHORN HOUSE☐		76	14	16%	90
MINUTECLINIC DIAGNOSTIC OF NORTH CAROL		74	15	17%	89
FREEDOM INN AT TARPON SPRINGS		82	7	8%	89
Winter Garden Rehab and Nursing Facility		78	11	12%	89
LABFIRST - DEPARTMENT OF PATHOLOGY		85	4	4%	89
STUART LODGE LIVING LLC		66	23	26%	89
ATRIUM AT LIBERTY PARK☐		85	4	4%	89
MENORAH HOUSE		88	1	1%	89
NORTH FLORIDA SPINE AND WELLNESS		69	20	22%	89
NEW SMYRNA BEACH URGENT CARE			89	100%	89
Gabisa Medical LLC		89			89
A COUNTRY PLACE ASSISTED LIVING FACILITY		86	2	2%	88
Lanier Rehab		63	25	28%	88
CALADIUM PEDIATRICS		79	9	10%	88
AVERO DIAGNOSTICS		64	24	27%	88
GOVERNOR'S CREEK HEALTH & REHABILITATION		87	1	1%	88
LAKE GIBSON VILLAGE, LLC		85	3	3%	88
STONY BROOK UNIVERSITY MEDICAL CENTER		74	14	16%	88
East Bay Rehabilitation Center		54	34	39%	88
G & R HEALTH MART PHARMACY		69	18	21%	87
PACIFIC ANALYTICS			87	100%	87

# COVID-19: testing by laboratory

Data through Mar 17, 2021 verified as of Mar 18, 2021 at 09:25 AM

Data in this report are provisional and subject to change.

The numbers in the table below represent the number of Florida and non-Florida residents for whom test results were received by the Department of Health. A person can be tested by more than one laboratory and can have both positive and negative results. **Therefore, the sum of the numbers in each column will be larger than the total number of people tested.**

Reporting lab	Inconclusive	Negative	Positive	Percent positive	Total
ARDEN COURTS OF SARASOTA		71	16	18%	87
BRANDON HEALTH AND REHABILITATION CENTER	1	85	1	1%	87
ERIE COUNTY MEDICAL CTR CLINICAL LABS		83	4	5%	87
TOTAL CARE PLUS LLC			87	100%	87
CLYDE E LASSEN STATE VETERANS NURSING HOME		62	25	29%	87
BLISS HEALTHCARE SERVICES	1	64	22	25%	87
WALGREENS #06012		77	10	11%	87
Belleair Healthcare Center		81	6	7%	87
SOUTH GEORGIA MEDICAL CENTER		48	38	44%	86
PENSACOLA DEVELOPMENTAL CENTER		67	19	22%	86
Consulate Health Care of Jacksonville		72	14	16%	86
PORT CHARLOTTE REHABILITATION CENTER		73	13	15%	86
DISCOVERY VILLAGE AT THE FORUM		86			86
BARRY UNIVERSITY STUDENT HEALTH SERVICES		52	34	40%	86
CRESTVIEW URGENT CARE		15	71	83%	86
WALGREENS #12673		82	3	4%	85
MIAMI SHORES NURSING & REHAB		85			85
W. FRANK WELLS NURSING HOME		84	1	1%	85
LAKE WALES OPERATING GROUP LLC		80	5	6%	85
GRAND OAKS OF JENSEN BEACH LLC□		84	1	1%	85
WINDSOR OAKS		84	1	1%	85
PRMG - EAST NAPLES	1	73	11	13%	85
CARE CENTERS OF NASSAU, LLC - HENDRICKS RD		85			85
PINES OF SARASOTA GARDEN		84			84
Baldwin Pediatrix		73	11	13%	84
ARBOR OAKS AT TYRONE	9	73	2	2%	84
EAST ALABAMA MEDICAL CENTER LABORATORY		72	12	14%	84
NITE LITE PEDIATRICS – JACKSONVILLE		76	8	10%	84
MEDEXPRESS - BLOOMIN BRANDS		65	19	23%	84
PUTNAM COUNTY SHERIFFS OFFICE		78	6	7%	84
QUALITY URGENT CARE AND WELLNESS		45	38	46%	83
LAFAYETTE NURSING AND REHABILITATION CENTER		81	2	2%	83
MINUTECLINIC DIAGNOSTIC OF OHIO LLC		66	17	20%	83
LABCORP EMPLOYER SERVICES		82	1	1%	83
CANOPY ON BERRYHILL, THE		51	32	39%	83
MD 365 MEDICAL CARE PLLC		83			83
COOPER FAMILY MEDICAL PLLC		63	20	24%	83
FLORIDA DEPARTMENT OF HEALTH IN WALTON COUNTY		70	13	16%	83
CATHOLIC HEALTH SYSTEM DEPT LABORATORY		81	2	2%	83
EISENHOWER ARMY MEDICAL CENTER		76	7	8%	83
Lexington Health and Rehabilitation Center		82			82
LANDMARK HOSPITAL SOUTHWEST FLORIDA LLC		79	3	4%	82
LAB		29	53	65%	82
HUNTSVILLE HOSPITAL LABORATORY		57	25	30%	82
BRILLIANCE ASSISTED LIVING		65	17	21%	82
LAKE HOWELL FAMILY MEDICINE ASSOCIATES		69	13	16%	82
THE PAVILION FOR HEALTH CARE		72	10	12%	82

# COVID-19: testing by laboratory

Data through Mar 17, 2021 verified as of Mar 18, 2021 at 09:25 AM

Data in this report are provisional and subject to change.

The numbers in the table below represent the number of Florida and non-Florida residents for whom test results were received by the Department of Health. A person can be tested by more than one laboratory and can have both positive and negative results. **Therefore, the sum of the numbers in each column will be larger than the total number of people tested.**

Reporting lab	Inconclusive	Negative	Positive	Percent positive	Total
FLORIDA PEDIATRIC GROUP		31	50	62%	81
LONG TERM CARE OF JAY, LLC		60	21	26%	81
ACE BIOMEDICAL LABS LLC		68	13	16%	81
PEDIATRIC SERVICES AND BREATHING CENTER PA		59	22	27%	81
HUNTINGTON HOSPITAL LABORATORY		78	3	4%	81
BIO-TECH CLINICAL LABORATORIES		41	40	49%	81
ST VINCENT'S BIRMINGHAM		74	6	8%	80
BEACHES PEDIATRICS PA		75	5	6%	80
MED ONE AT SAINT AUGUSTINE		49	31	39%	80
ECOLAB GROUP		45	35	44%	80
JERICOHO URGENT CARE		77	3	4%	80
PLYMOUTH HOME FOR ADULTS, INC.	8	71	1	1%	80
ROSECASTLE AT DELANEY CREEK		79	1	1%	80
VETERANS AFFAIRS MEDICAL CENTER - PALO ALTO		28	51	65%	79
BALMORAL TENANT SERVICES INC	1	43	35	44%	79
EMERALD COAST BEHAVIORAL HOSPITAL		73	6	8%	79
NORTHEAST FLORIDA STATE HOSP-NURSING		78	1	1%	79
CBS LABS OF TAMPA LLC		3	76	96%	79
EDGEWATER AT WATERMAN VILLAGE		78	1	1%	79
CHAMBREL AT ISLAND LAKE		76	3	4%	79
ORLANDO ORTHOPAEDIC OUTPATIENT SURGERY CENTER LLC		76	3	4%	79
LAKE MORTON PLAZA□		75	3	4%	78
PANIRA HEALTHCARE CLINIC		2	76	97%	78
PENSACOLA PEDIATRICS MILTON		67	11	14%	78
AU HEALTH		64	14	18%	78
WEST VOLUSIA FAMILY AND SPORTS MEDICINE		75	2	3%	77
CENTRAL BALDWIN IMMEDIATE CARE & FAMILY PRACTICE		59	18	23%	77
NORTH CENTRAL BRONX HOSPITAL		75	2	3%	77
PARK OF THE PALMS INC		77			77
ORANGE CITY NURSING AND REHAB		75	2	3%	77
RARITAN BAY PERTH AMBOY		68	9	12%	77
MERCY MEDICAL URGENT CARE CENTER INC		36	41	53%	77
LAB PLUS, LLC AT SAINT THOMAS WEST HOSPITAL		63	14	18%	77
BOND CLINIC PA		45	32	42%	77
HEALTH FIRST - PALM BAY HOSPITAL		2	75	97%	77
TRUE NORTH HEALTH NAVIGATION LLC DBA DISPATCHHEALTH	1	60	16	21%	77
WALGREENS 9627		70	6	8%	76
WINDSOR REFLECTIONS		75	1	1%	76
PALM BAY HOSPITAL			76	100%	76
S-H THIRTY-FIVE OPCO- PORT ST LUCIE, LLC	1	75			76
PRIMECARE AT TWIN LAKES		1	75	99%	76
KINDRED AT HOME		67	9	12%	76
MOBILE PHYSICIAN SERVICES INC		68	8	11%	76
CLINICAL PATHOLOGY ASSOCIATES-SONIC REFERENCE LAB		76			76
DYNAMIC MEDICAL USA			76	100%	76
MORTON PLANT HOSPITAL NURSING			76	100%	76
SOUTH LAKE PEDIATRICS		68	7	9%	75

# COVID-19: testing by laboratory

Data through Mar 17, 2021 verified as of Mar 18, 2021 at 09:25 AM

Data in this report are provisional and subject to change.

The numbers in the table below represent the number of Florida and non-Florida residents for whom test results were received by the Department of Health. A person can be tested by more than one laboratory and can have both positive and negative results. **Therefore, the sum of the numbers in each column will be larger than the total number of people tested.**

Reporting lab	Inconclusive	Negative	Positive	Percent positive	Total
ADVENTHEALTH EXPRESSCARE		45	30	40%	75
PROMEDICA LABORATORIES		21	54	72%	75
PUBLIC SQUARE PHARMACY LLC		56	18	24%	74
NOAH CLINICAL LABORATORY		63	11	15%	74
EXPRESS DOCS LLC			74	100%	74
BROOKDALE OVIEDO		72	2	3%	74
ALLIANCE PEDIATRICS		43	31	42%	74
BROWARD HEALTH MEDICAL CENTER		3	71	96%	74
BROOKDALE PALM COAST		74			74
BROWARD HEALTH MEDICAL CENTER CLINICAL LAB			74	100%	74
SCOTT LAKE HEALTH AND REHABILITATION CENTER		71	2	3%	73
MID FLORIDA PRIMARY CARE PA		59	14	19%	73
CONSULATE HEALTH CARE - LAKE MARY		72	1	1%	73
CATHOLIC HEALTH SERVICES REGIONAL LAB		66	7	10%	73
OAK MANOR NURSING HOME		69	4	5%	73
MEDRITE URGENT CARE		60	13	18%	73
HOLMES COUNTY HEALTH DEPARTMENT	1	59	13	18%	73
SIMED LABORATORY		57	16	22%	73
WATERCREST ST LUCIE WEST	1	69	3	4%	73
ORANGE COUNTY CORRECTIONS HEALTH SERVICES		63	9	13%	72
HAVEN OF OUR LADY OF PEACE		72			72
CRAIG BERGER MD PL D/B/A BAY AREA EYE INSTITUTE		72			72
BIGGERS FAMILY MEDICINE PA	1	65	6	8%	72
ALTAMONTE PEDIATRIC ASSOCIATES		31	41	57%	72
DISCOVERY VILLAGE AT PALM BEACH GARDENS		71	1	1%	72
ASSOCIATED CLINICAL LABORATORIES		64	8	11%	72
STERLING HOUSE OF TALLAHASSEE	3	62	6	8%	71
ADVANCED LAB		67	4	6%	71
LAKE CITY VA MEDICAL CENTER			71	100%	71
INN AT ASTON GARDENS AT PELICAN POINTE,THE		67	4	6%	71
JACOBI MEDICAL CENTER		66	5	7%	71
NORTH FLORIDA PEDIATRICS		57	14	20%	71
PEDIATRIC SERVICES OF AMERICA INC		67	4	6%	71
WALGREENS 2941		68	3	4%	71
AMMON LABS		61	10	14%	71
PANCARE HEALTH - MALONE CLINIC		63	7	10%	70
SUMMIT AT VENICE	2	63	5	7%	70
GV NAPLES OPCO, LLC		69	1	1%	70
Highlands Regional Hospital		63	7	10%	70
SUNCOAST COMMUNITY HEALTH CENTERS PEDIATRICS		21	49	70%	70
Ocala Oaks Rehabilitation Center		64	6	9%	70
ADVENT HEALTH - LAKE MARY		60	10	14%	70
USF HEALTH MORSANI CENTER		5	65	93%	70
PARKSIDE INN	3	64	2	3%	69
MEMORIAL MANOR		69			69
BOND CLINIC DR ELDEEB		35	34	49%	69
STONY BROOK SOUTHAMPTON		68	1	1%	69



# COVID-19: testing by laboratory

Data through Mar 17, 2021 verified as of Mar 18, 2021 at 09:25 AM

Data in this report are provisional and subject to change.

The numbers in the table below represent the number of Florida and non-Florida residents for whom test results were received by the Department of Health. A person can be tested by more than one laboratory and can have both positive and negative results. **Therefore, the sum of the numbers in each column will be larger than the total number of people tested.**

Reporting lab	Inconclusive	Negative	Positive	Percent positive	Total
SOS MOBILE MEDICAL CARE LLC		58	11	16%	69
TERRACE AT HOBE SOUND, THE	1	64	4	6%	69
SAN JOSE SENIOR CARE LLC	1	43	25	36%	69
HERITAGE HEALTHCARE AND REHABILITATION CENTER		69			69
TROPICANA MANUFACTURING COMPANY INC		63	6	9%	69
LUTHERAN HAVEN ASSISTED LIVING		69			69
PLANTATION GENERAL HOSPITAL CLINICAL LAB		26	43	62%	69
CP/AIG PENSACOLA DEVELOPMENT LLC		66	3	4%	69
MD LABS		41	27	40%	68
BIG BOCA SMILES LLC□		66	2	3%	68
GRAND VILLA OF DELAND		62	6	9%	68
AEL- MEMPHIS		17	51	75%	68
Conway Lakes Health and Rehabilitation Center		68			68
Summit Medical Group, Pa Db a Citymd		61	7	10%	68
COASTAL DETOX		68			68
JENNIFER J CHIAVETTA-GRLSANTI DC		55	13	19%	68
BROOKDALE BONITA SPRINGS		67	1	1%	68
MISIR DRUGS LLC		56	12	18%	68
AFTER HOURS PEDIATRICS			68	100%	68
LEVY COUNTY DEPARTMENT OF HEALTH		49	19	28%	68
CL BRUMBACK PRIMARY CARE CLINICS		17	51	75%	68
ST JOHNS COUNTY DETENTION CENTER		68			68
SUNCOAST OPTIMAL WELLNESS		23	45	66%	68
DELCARE PA		52	15	22%	67
TITUSVILLE FAMILY PRACTICE		16	51	76%	67
MEASE MANOR INC		63	4	6%	67
PANCARE HEALTH - FREEPORT CLINIC SUITE B		58	9	13%	67
OCALA CBOC		62	5	7%	67
EC OPCO PENSACOLA, LLC		66	1	1%	67
BISHOP GRADY VILLAS		65	2	3%	67
GENPATH			67	100%	67
Stratford Court of Palm Harbor		56	10	15%	66
AMERICAN FAMILY MEDICAL		53	13	20%	66
SOMERBY OF SANTA ROSA BEACH		57	9	14%	66
MEDEX MEDICAL EXPRESS OF PALATKA			66	100%	66
INDIGO MANOR□		22	44	67%	66
MED EXPRESS		6	60	91%	66
HARMONY CLINIC		1	65	98%	66
ADVENT HEALTH CENTRA CARE - WINTER GARDEN		19	46	71%	65
NOMI HEALTH LAB SERVICES LLC		5	60	92%	65
BOND AND STEELE CLINIC, PA		51	14	22%	65
WADSWORTH HEALTH CENTER		62	3	5%	65
ISLAND COAST PEDIATRICS		58	7	11%	65
VETERANS AFFAIRS MEDICAL CENTER - GULF COAST		27	38	58%	65
TREASURE COAST FORENSIC TREATMENT CTR		44	21	32%	65
APOLLO HEALTH & REHABILITATION		59	6	9%	65
DOH-WEST PALM BEACH BRANCH LABORATORY		3	62	95%	65

# COVID-19: testing by laboratory

Data through Mar 17, 2021 verified as of Mar 18, 2021 at 09:25 AM

Data in this report are provisional and subject to change.

The numbers in the table below represent the number of Florida and non-Florida residents for whom test results were received by the Department of Health. A person can be tested by more than one laboratory and can have both positive and negative results. **Therefore, the sum of the numbers in each column will be larger than the total number of people tested.**

Reporting lab	Inconclusive	Negative	Positive	Percent positive	Total
OKEECHOBEE URGENT CARE		17	48	74%	65
CORAL GABLES HOSPITAL			65	100%	65
SUMMER VISTA ASSISTED LIVING		38	27	42%	65
NORTH SHORE UNIVERSITY HOSPITAL LABORATORY		59	6	9%	65
SUWANNEE COUNTY SHERIFF OFFICE		62	3	5%	65
BROOKDALE CENTRE POINTE	1	64			65
BENTLEY CARE CENTER		64			64
XPRESS URGENT CARE- PORT ST. LUCIE		17	47	73%	64
GREENLEAF ALF		63	1	2%	64
JOSEPH L MORSE GERIATRIC CENTER	2	59	3	5%	64
TRINITY AL SENIOR HOUSING LLC		45	19	30%	64
NEMOURS CHILDRENS PRIMARY CARE OVIEDO		51	13	20%	64
NXGEN MDX		20	44	69%	64
OUT OF STATE		40	24	38%	64
TREASURE COAST PEDIATRICS PA		59	5	8%	64
AR ANESTHESIA LLC		62	1	2%	63
HERNANDO COUNTY FIRE RESCUE DISTRICT		29	34	54%	63
THOMAS INTERNAL MEDICINE		52	11	17%	63
WE SCREEN LLC		61	2	3%	63
MEDI CLINIC SARASOTA INC		62	1	2%	63
APC PEDIATRICS AT RYE ROAD MEDICAL PARK		63			63
DAVID POSNACK JEWISH DAY SCHOOL		63			63
FLORIDA MEDICAL CLINIC PA		46	17	27%	63
BEEHIVE HOMES OF GULF BREEZE		47	16	25%	63
VIERA HEALTH AND REHABILITATION CENTER		62	1	2%	63
SAMFORD UNIVERSITY HEALTH SERVICES		61	1	2%	62
ADVENT HEALTH - PALM COAST		1	61	98%	62
OVERLOOK HOSPITAL LABORATORY		57	5	8%	62
MENTAL HEALTH CARE INC		53	9	15%	62
BURRY'S PHARMACY INC		37	25	40%	62
MD NOW MEDICAL CENTERS INC		35	27	44%	62
GRAND ST PAUL CVS		62			62
LAKELAND REGIONAL HEALTH		38	24	39%	62
EMERALD COAST HOSPICE		61	1	2%	62
INSTITUTE OF PATHOLOGY KINGS COUNTY		60	2	3%	62
WILSON MEMORIAL REGIONAL MEDICAL CENTER		57	4	7%	61
RITECARE MED CTR H			61	100%	61
WASHINGTON REHABILITATION AND NURSING CENTER		51	10	16%	61
PALM BAY URGENT CARE		28	33	54%	61
VITAS HEALTHCARE CORP OF FLORIDA		60	1	2%	61
DASCENA, INC		52	9	15%	61
TROY REGIONAL MEDICAL CENTER		50	11	18%	61
FLORIDA HEALTH CARE		8	53	87%	61
Winter Park Care and Rehab		60	1	2%	61
INTERNAL MEDICINE ASSOCIATES PA		57	4	7%	61
BRADFORD COUNTY HEALTH DEPARTMENT		60	1	2%	61
MICHAEL AKPEKE MD		52	9	15%	61

# COVID-19: testing by laboratory

Data through Mar 17, 2021 verified as of Mar 18, 2021 at 09:25 AM

Data in this report are provisional and subject to change.

The numbers in the table below represent the number of Florida and non-Florida residents for whom test results were received by the Department of Health. A person can be tested by more than one laboratory and can have both positive and negative results. **Therefore, the sum of the numbers in each column will be larger than the total number of people tested.**

Reporting lab	Inconclusive	Negative	Positive	Percent positive	Total
NORTH FLORIDA MEDICAL CENTER		57	4	7%	61
THE PRESERVE AT CLEARWATER		58	2	3%	60
TWIN CREEKS ASSISTED LIVING & MEMORY CARE		57	3	5%	60
SILVER LAKE PEDIATRICS PA		55	5	8%	60
CINNAMON COVE ALF		59	1	2%	60
81ST MEDICAL GROUP		28	32	53%	60
DEVELOPMENTAL DISABILITIES DEFENDANT PROGRAM		57	2	3%	59
INTERNAL LAB		50	9	15%	59
MILLENIUM PHYSICIANS GROUP		1	58	98%	59
BIOTECH		52	7	12%	59
WAVE CREST HEALTH AND REHABILITATION CENTER		57	2	3%	59
ARTHREX MEDICAL CENTER		35	24	41%	59
FERN PARK DEVELOPMENTAL CENTER		5	54	92%	59
TBI RESIDENTIAL SERVICES, INC.		48	11	19%	59
LPG CONVENIENT CARE AT PINE ISLAND ROAD		53	6	10%	59
UHEALTH AT FISHER ISLAND			59	100%	59
TOWERS HOME CARE☐		55	4	7%	59
SONORAN DESERT PATHOLOGY ASSOCIATES		3	56	95%	59
EAST HILL PHARMACY		41	18	31%	59
CARDIOLOGY AND MEDICINE ASSOCIATES		43	16	27%	59
SONATA BOCA RATON		54	4	7%	58
STEINHATCHEE FAMILY MEDICAL CENTER☐	1	49	8	14%	58
MINUTECLINIC DIAGNOSTIC OF NEW JERSEY		51	7	12%	58
AVOW HOSPICE INC		58			58
BIG BEND CARES, INC		50	8	14%	58
ST FRANCIS HOSPITAL		50	8	14%	58
THE GOOD SHEPARDS OF DELAND-WEST		57	1	2%	58
KINDRED HOSPITAL CENTRAL TAMPA BLOOD GAS	1	52	5	9%	58
MICHIGAN DEPARTMENT OF HEALTH AND HUMAN SERVICES	1		57	98%	58
LINCOLN MEDICAL AND MENTAL HEALTH CENTER		55	3	5%	58
Margate Health and Rehabilitation Center		56	2	3%	58
FREEDOM SQUARE NURSING CENTER☐		50	8	14%	58
ROYAL CARE OF AVON PARK		55	3	5%	58
HORIZON ALF		57	1	2%	58
BioReference Laboratories, Inc		7	50	88%	57
ASCENSION SACRED HEART BAY LABORATORY		54	3	5%	57
ST CLOUD PHYSICIAN MANAGEMENT LLC DBA ST CLOUD		28	29	51%	57
PANCARE HEALTH - JACKSON COUNTY		46	11	19%	57
MEDLOGIC LABORATORIES		3	54	95%	57
ALZHEIMERS CARE CENTER OF VIERA LTD		37	20	35%	57
KAPG FLEMING ISLAND SENIOR HOUSING OPCO LLC	1	56			57
KEY WEST MEDICAL CENTER	1	50	6	11%	57
THE CANOPY AT BERRYHILL		57			57
Palms at Ponte Vedra Assisted Livning and Memory Care		54	3	5%	57
GENESIS DERMATOLOGY		53	4	7%	57
MALCOM RANDALL DEPT OF VAMC			57	100%	57
TUKA PEDIATRICS		7	49	88%	56

# COVID-19: testing by laboratory

Data through Mar 17, 2021 verified as of Mar 18, 2021 at 09:25 AM

Data in this report are provisional and subject to change.

The numbers in the table below represent the number of Florida and non-Florida residents for whom test results were received by the Department of Health. A person can be tested by more than one laboratory and can have both positive and negative results. **Therefore, the sum of the numbers in each column will be larger than the total number of people tested.**

Reporting lab	Inconclusive	Negative	Positive	Percent positive	Total
MICHAEL A VENAZIO MD		53	3	5%	56
MINUTECLINIC DIAGNOSTIC OF KANSAS, PA		47	9	16%	56
MAUREEN OROURKE-FUTEY			56	100%	56
DEPT OF VA MED CENTE-WEST PALM BEACH			56	100%	56
ATRIA PARK OF LAKE FOREST (WG HERITAGE LF LLC)		54	2	4%	56
CDR MAGUIRE INC	1	7	48	86%	56
GRACE MEDICAL HOME		45	11	20%	56
ALEXANDER NININGER STATE VETERANS		56			56
PHYSICIANS PRIMARY CARE OF SOUTHWEST FLORIDA		39	17	30%	56
TIFFANY HALL NURSING AND REHAB		44	12	21%	56
AESTHETIC SURGERY CENTER OF WINTER PARK, THE	3	48	5	9%	56
HIALEAH HOSPITAL RESPIRATORY DEPT			56	100%	56
MARQUIS LABS, LLC		55	1	2%	56
EAGLES WATCH CLUSTER		47	9	16%	56
life Care Center of Melbourne		38	17	31%	55
PREMIER MEDICAL ASSOCIATES ALL FLORIDA LLC		54	1	2%	55
BUECHELE DENTAL PA DBA CLERMONT FAMILY DENTISTRY		45	10	18%	55
CARE CENTERS OF NASSAU LLC MINER ROAD SOUTH		55			55
SONATA HUNTERS CREEK		47	8	15%	55
PERSONAL PEDIATRICS		48	7	13%	55
SARATOGA HOSPITAL LABORATORY		50	5	9%	55
KENDALL REGIONAL MEDICAL CENTER LAB	3		52	95%	55
COOPER FAMILY MEDICAL, PLLC		45	10	18%	55
NITE LITE PEDIATRICS - PORT ST. LUCIE		46	9	16%	55
SIGNATURE HEALTHCARE OF MIDDLEBURG		54	1	2%	55
CHILDREN'S HOSPITAL OF ALABAMA		54	1	2%	55
ROCKLEDGE REGIONAL MEDICAL CENTER		30	24	44%	54
CVS MINUTE CLINIC		1	53	98%	54
ST. CLOUD MEDICAL GROUP		54			54
Salerno Bay Health & Rehabilitation Center		44	10	19%	54
AESTHETIC ENHANCEMENTS		54			54
JUNIPER VILLAGE AT NAPLES		53	1	2%	54
APOLLOMDX LABS		32	22	41%	54
FINLAY CLINICAL LABORATORY		20	34	63%	54
SAFARI PEDIATRICS PA		53	1	2%	54
CERTUS MTD OPCP LLC		52	2	4%	54
UNITED LABORATORY SERVICES CORPORATION		38	16	30%	54
SARASOTA CO. HEALTH DEPT # 58		40	14	26%	54
FAST PACE MEDICAL CLINIC, PLLC		47	7	13%	54
FAMILY EXTENDED CARE OF PUNTA GORDA		54			54
CAMBRIDGE SECURITY SERVICES		51	3	6%	54
PALM BAY PEDIATRICS		36	18	33%	54
CLERMONT HEALTH AND REHAB		40	14	26%	54
FAMILY HEALTH CENTER		40	13	25%	53
WEST ISLIP URGENT CARE		48	5	9%	53
SOMERSET			53	100%	53
VPA PC LAB		48	5	9%	53

# COVID-19: testing by laboratory

Data through Mar 17, 2021 verified as of Mar 18, 2021 at 09:25 AM

Data in this report are provisional and subject to change.

The numbers in the table below represent the number of Florida and non-Florida residents for whom test results were received by the Department of Health. A person can be tested by more than one laboratory and can have both positive and negative results. **Therefore, the sum of the numbers in each column will be larger than the total number of people tested.**

Reporting lab	Inconclusive	Negative	Positive	Percent positive	Total
FLORIDA HEALTH CARE DELAND			53	100%	53
QUOTIENT SCIENCES LABS LLC			53	100%	53
UNIVERSITY OF WEST FLORIDA, THE		52	1	2%	53
Osprey Point Nursing Center		51	2	4%	53
ADVENT HEALTH - MOUNT DORA		9	44	83%	53
ROSECASTLE OF JACKSONVILLE LLC		52	1	2%	53
NICEVILLE URGENT CARE		8	45	85%	53
PROMEDICA SENIOR LIVING		51	2	4%	53
BARNES HEALTHCARE OF FLORIDA LLC		49	4	8%	53
MINUTECLINIC DIAGNOSTIC OF HAWAII LLC		46	6	12%	52
ST VINCENTS PRIMARY CARE		47	5	10%	52
TALLAHASSEE VA OPC		50	2	4%	52
VALENCIA HOUSE ALF		51	1	2%	52
ADVENT HEALTH		49	3	6%	52
CAMPBELL URGENT CARE			52	100%	52
INTERNAL MEDICINE SPECIALIST		46	6	12%	52
FUTURE PEDIATRICS		49	3	6%	52
GENTIVA HEALTH SERVICES CERTIFIED INC		49	3	6%	52
SNH BRFL TENANT LLC	2	50			52
BARNETT PARK☐		2	50	96%	52
Jupiter Medical Center Pavilion		50	1	2%	51
ROCHESTER GENERAL HOSPITAL LABORATORY		47	4	8%	51
GOLDEN POND COMMUNITIES		51			51
GOOD HEARTS COVID TESTING		8	43	84%	51
INN AT THE FOUNTAINS, THE		34	17	33%	51
S-H THIRTY FIVE OPCO - ORANGE CITY, LLC		41	10	20%	51
GATEWAY CARE CENTER		50	1	2%	51
LITTLE NECK URGENT CARE		49	2	4%	51
PALM RIVER COMMUNITY HEALTH CENTER		46	5	10%	51
GULFVIEW MEDICAL INSTITUTE		51			51
AVANTE ST CLOUD		48	3	6%	51
ERIC C MRSHAL, MD, PC #1842		48	3	6%	51
LPG PEDIATRICS AT PAGE FIELD		50	1	2%	51
PENNSYLVANIA DEPARTMENT OF HEALTH BUREAU OF LABORATORIES			51	100%	51
ORCHID COVE AT DAYTONA		45	5	10%	50
BENTON HOUSE OF PORT ORANGE		44	6	12%	50
VILLAGES VA CBOC	2	44	4	8%	50
PORT ST. LUCIE - ZAXBY'S		50			50
BETHUNE-COOKMAN UNIVERSITY		32	18	36%	50
WALGREENS #10373		48	2	4%	50
SOUTH CAROLINA DEPT OF HEALTH AND ENVIRONMENT CONTROL		11	39	78%	50
SOUTHEAST ALABAMA MEDICAL CENTER			50	100%	50
TRADITIONAL HOME HEALTH OF PALM BEACH INC		49	1	2%	50
LAKELAND REGIONAL HEALTH GATEWAY CENTER		27	23	46%	50
MISSION OAKS ASSISTED LIVING☐		48	2	4%	50
MINUTE CLINIC INCORPORATE		43	7	14%	50
CALHOUN COUNTY HEALTH DEPT		24	26	52%	50



# COVID-19: testing by laboratory

Data through Mar 17, 2021 verified as of Mar 18, 2021 at 09:25 AM

Data in this report are provisional and subject to change.

The numbers in the table below represent the number of Florida and non-Florida residents for whom test results were received by the Department of Health. A person can be tested by more than one laboratory and can have both positive and negative results. **Therefore, the sum of the numbers in each column will be larger than the total number of people tested.**

Reporting lab	Inconclusive	Negative	Positive	Percent positive	Total
ALLEGRO		47	2	4%	49
HEALTH FIRST - CAPE CANAVERAL HOSPITAL		1	48	98%	49
RAINBOW PEDIATRICS PC LLC / BREAKFAST POINT		38	11	22%	49
SOFT CELL LABORATORIES		45	4	8%	49
SOLARIS SENIOR LIVING NORTH NAPLES		48	1	2%	49
SOUTHSIDE HOSPITAL NORTHWELL HEALTH LABORATORY		42	7	14%	49
ADVENT HEALTH EXPRESS CARE		4	45	92%	49
DOH		23	26	53%	49
NORTHBROOK CENTER FOR☐		47	2	4%	49
MIRIMUS CLINICAL LABS	1	20	28	57%	49
ERDOX		47	2	4%	49
HCTB INC		47	2	4%	49
MEADOWCREST FAMILY PHYSICIANS PA	1	27	21	43%	49
USF		1	48	98%	49
HILA BECKERMAN MD LLC	1	45	3	6%	49
SEWANEE MOLECULAR DIAGNOSTICS LABORATO		48			48
SUMTER PEDIATRICS		44	4	8%	48
PRACTICE MANAGEMENT OF AMERICA, INC.		7	41	85%	48
THE TERRACE OF JACKSONVILLE		3	45	94%	48
PREMIER MEDICAL ASSOCIATES		46	2	4%	48
PHILLIPPE RIDGE		36	12	25%	48
THE TRADITION OF THE PALM BEACHES		47	1	2%	48
GRAND OAKS OF PALM CITY LLC☐	1	41	6	13%	48
CAREMED INTERNAL MEDICINE		30	18	38%	48
COURTYARD GARDENS OF JUPITER		48			48
POPLAR HEALTHCARE PLLC	1	11	36	75%	48
GRAND AVENUE RX			48	100%	48
KESHAV RX LLC		40	8	17%	48
CENTRA CARE – LAKE NONA		6	42	88%	48
NAPLES PEDIATRICS INC☐		43	5	10%	48
BAY CENTER HURRICANE SHELTER		48			48
PREMIER COMMUNITY HEALTHCARE GROUP INC		46	2	4%	48
EMERGENCY PHYSICIANS MEDICAL CENTER LLC		29	18	38%	47
NAVARRE GARDENS		41	6	13%	47
BENTLEY VILLAGE II		38	9	19%	47
BLOCK NATION CHASE		38	9	19%	47
HERNANDO ENDOSCOPY AND SURGERY CENTER		36	11	23%	47
ADVENT HEALTH - LAKE WALES		35	12	26%	47
FELICIDAD MEDICAL CENTER		1	46	98%	47
CAPE REGIONAL MEDICAL CENTER		45	2	4%	47
FHMG_CTR FOR SENIOR HEALTH		42	5	11%	47
NEW YORK PRESBYTERIAN - QUEENS DIAGNOSTIC		44	3	6%	47
QHC UPSTATE MEDICAL PC		39	8	17%	47
COMPLETE HOME CARE OF THE PALM BEACHES LLC		43	4	9%	47
MADISON COUNTY MEMORIAL HOSPITAL LABORATORY		15	32	68%	47
INTERLAB		1	46	98%	47
Citymd Of Toms River		41	6	13%	47

# COVID-19: testing by laboratory

Data through Mar 17, 2021 verified as of Mar 18, 2021 at 09:25 AM

Data in this report are provisional and subject to change.

The numbers in the table below represent the number of Florida and non-Florida residents for whom test results were received by the Department of Health. A person can be tested by more than one laboratory and can have both positive and negative results. **Therefore, the sum of the numbers in each column will be larger than the total number of people tested.**

Reporting lab	Inconclusive	Negative	Positive	Percent positive	Total
EAST MANATEE FAMILY	1	1	44	96%	46
Guardian Care Nursing and Rehabilitation Center		46			46
H LEE MOFFITT CANCER CENTER MICRO		46			46
FAMILY EXTENDED CARE OF WINTER HAVEN		44	2	4%	46
MOBILE DOC FL, LLC		29	17	37%	46
KAPG ST AUGUSTINE SENIOR HOUSING OPCO LLC		37	9	20%	46
WG EVERGREEN WOODS SH LLC		46			46
S-H THIRTY FIVE OPCO - LUTZ, LLC		45	1	2%	46
HARTFORD HEALTH SERVICES LLC		46			46
COLLIER BLVD HMA PHYSICIAN MANAGEMENT LLC		46			46
PREMIER PLACE HEALTHCARE AT THE GLENVIEW		46			46
HOME CARE PHARMACY		46			46
ADVENT HEALTH MEDICAL GROUP OB GYN AT		40	6	13%	46
WINTER GARDEN REHAB AND NURSING CENTER		41	4	9%	45
PANCARE HEALTH - BAY COUNTY - YOUNGSTOWN		40	5	11%	45
ALLIANCE OF PHYSICIANS AGAINST COVID-19			45	100%	45
SOUTHPORT SQUARE HARBOUR HEALTH		45			45
NIGHT LITE PEDIATRICS CENTER LLC		10	35	78%	45
REDI-MED WALK-IN FAMILY CARE			45	100%	45
CITYMD OF MANAHAWKIN		43	2	4%	45
NORTH FLORIDA / SOUTH GEORGIA VETERANS HEALTH SYSTEM		1	44	98%	45
PATRICK MANOR INCORPORATED		45			45
LARA HEALTH AND WELLNESS CENTER LLC		45			45
STUART URGENT CARE			45	100%	45
LONGWOOD CARDIOLOGY			45	100%	45
NEOGENOMICS LABORATORIES INC		45			45
DOT DOC SARASOTA		43	2	4%	45
HOLY NAME HOSPITAL LABORATORY		43	2	4%	45
COLLIER COUNTY JAIL		45			45
ALL AMERICAN URGENT CARE			45	100%	45
NEXT MOLECULAR ANALYTICS		14	31	69%	45
COLLIER URGENT CARE CENTERS		44	1	2%	45
SPRING MANOR ASSISTED LIVING		45			45
BRP SH OPCO LLC		45			45
ST ANTHONYS PRIMARY CARE LLC/JACKSON STREET			44	100%	44
LUTHERAN HAVEN EXTENDED CONGREGATE CAR		44			44
LINCOLN DIAGNOSTIC LAB		42	2	5%	44
PEDIATRICS OF CENTRAL FLORIDA – SAINT CLOUD	2	40	2	5%	44
GRAMERCY PARK URGENT CARE		42	2	5%	44
TGH URGENT CARE POWERED BY FAST TRACK			44	100%	44
MARIANNA HEALTH AND REHABILITATION CENTER		43	1	2%	44
CORNERSTONE PEDIATRICS		34	10	23%	44
FLORIDA HOSPITAL		28	16	36%	44
THE MERIDIAN AT BOCA RATON	1	43			44
MORTON PLANT			44	100%	44
Gulf Shore Care Center		39	5	11%	44
TAMPA BAY CONCIERGE DOCTOR, LLC		42	2	5%	44

# COVID-19: testing by laboratory

Data through Mar 17, 2021 verified as of Mar 18, 2021 at 09:25 AM

Data in this report are provisional and subject to change.

The numbers in the table below represent the number of Florida and non-Florida residents for whom test results were received by the Department of Health. A person can be tested by more than one laboratory and can have both positive and negative results. **Therefore, the sum of the numbers in each column will be larger than the total number of people tested.**

Reporting lab	Inconclusive	Negative	Positive	Percent positive	Total
WOLFF CTR FOR CHILD & ADOLESCENT HEALTH PLLC,THE		26	17	40%	43
LAKE MARY KIDS CENTRA CARE		33	10	23%	43
PLAINVIEW URGENT CARE		40	3	7%	43
FIRST CHOICE URGENT CARE		12	31	72%	43
BREVARD HEALTH ALLIANCE INC		42	1	2%	43
BRANCH MEDICAL CLINIC			43	100%	43
CENTRAL FLORIDA PEDIATRICS		17	26	60%	43
DUVAL PHARMACY		32	11	26%	43
LONG ISLAND JEWISH MED CTR		40	3	7%	43
MINUTECLINIC DIAGNOSTIC OF SOUTH CAROL		40	3	7%	43
SAN CARLOS PHARMACY		39	4	9%	43
PRINCETON VILLAGE□		39	4	9%	43
UNION MEDICAL CARE PLLC		43			43
ISLAND URGENT CARE PLLC		41	2	5%	43
PINES NURSING HOME		41	2	5%	43
WALGREENS 3145		40	3	7%	43
RADIOLOGY ASSOCIATES OF VENICE AND ENGLEWOOD		41	2	5%	43
Atlantic Shore Nursing and Rehab		42			42
KIVA AT CANTERBURY		25	17	40%	42
MAIMONIDES-SHALOM ACADEMY, INC		41	1	2%	42
ADVENTIST HEALTH SYSTEM FLORIDA		27	15	36%	42
VILLAGE ON THE ISLE□		37	5	12%	42
CLINICAL LABORATORY		42			42
SUNCOAST TECHNICAL COLLEGE SCHOOL OF HEALTH		42			42
LOURDES HOSPITAL INC		40	2	5%	42
BENTON HOUSE OF ST. JOHNS		40	2	5%	42
URGENT CARE & WELLNESS CENTER		10	32	76%	42
LONG ISLAND UNIVERSITY - POST CAMPUS		42			42
LPG PRIMARY CARE AT SURFSIDE		39	3	7%	42
UNIVERSITY OF ALABAMA		38	3	7%	41
BRONX LEBANON HOSPITAL-MEDICAL CENTER		37	4	10%	41
ROYAL PALM SENIOR RESIDENCE		41			41
University Hills health and Rehabilitation		31	10	24%	41
AVALON PARK RETIREMENT RESIDENCE		40	1	2%	41
WHITE-WILSON MEDICAL CENTER		30	11	27%	41
IMA MEDICAL GROUP POINCIANA		18	23	56%	41
A & R RESEARCH GROUP		35	6	15%	41
STAT ONE URGENT CARE CENTER		2	39	95%	41
INTERCOASTAL MEDICAL GROUP			41	100%	41
FLORIDA HOSPITAL NEW SMYRNA		4	37	90%	41
ATRIA WILLOW WOOD		39	2	5%	41
PEDIATRICS OF CENTRAL FLORIDA KISSI		33	8	20%	41
BAPTIST URGENT CARE		37	3	8%	40
CROSSROADS URGENT CARE		25	15	38%	40
COURTYARD GARDENS OF BOYNTON BEACH, LLC		37	3	8%	40
NORTH CAROLINA DEPARTMENT OF HEALTH & HUMAN SERVICES	1		39	98%	40
POINTE AT NEW PORT PLACE,THE		40			40

# COVID-19: testing by laboratory

Data through Mar 17, 2021 verified as of Mar 18, 2021 at 09:25 AM

Data in this report are provisional and subject to change.

The numbers in the table below represent the number of Florida and non-Florida residents for whom test results were received by the Department of Health. A person can be tested by more than one laboratory and can have both positive and negative results. **Therefore, the sum of the numbers in each column will be larger than the total number of people tested.**

Reporting lab	Inconclusive	Negative	Positive	Percent positive	Total
IMA MEDICAL CENTER		25	15	38%	40
MID-FLORIDA PATHOLOGY, LLC		32	8	20%	40
CITRUS COUNTY HEALTH DEPARTMENT		34	6	15%	40
INFINITY BIOLOGIX LLC OAKDALE		37	3	8%	40
OCOE PEDIATRICS		33	7	18%	40
PRIDE DIAGNOSTICS		24	16	40%	40
PACIFICA SENIOR LIVING OCALA		35	5	13%	40
VIP WALK IN CLINIC		19	21	53%	40
LAKE CO EMPLOYEE HEALTH AND WELLNESS CENTER		36	4	10%	40
LONGLEAF DIAGNOSTIC LABORATORIES		11	29	73%	40
NORTH FLORIDA PEDIATRICS - JACKSONVILLE		36	4	10%	40
GEORGE E WEEMS MEMORIAL HOSPITAL LAB		30	10	25%	40
CAPITAL REGIONAL MEDICAL CENTER		2	38	95%	40
M&V SAN JOSE MEDICAL CENTER			40	100%	40
CLINICAL PATHOLOGY LABORATORIES, INC		40			40
NORTHWELL HEALTH PLAINVIEW HOSPITAL LABORATORY		31	9	23%	40
MILLENIA ADVANCED SCIENTIFIC LLC			40	100%	40
ADVENT HEALTH CENTRA CARE - LAKELAND		30	10	25%	40
MINUTECLINIC, LLC		35	4	10%	39
WG BAYPOINT VILLAGE SH LLC		38	1	3%	39
BAY COUNTY JAIL ANNEX		34	5	13%	39
CARE 4 U MANAGEMENT, INC			39	100%	39
BIOFIRE		7	32	82%	39
GUIDEWELL EMERGENCY MEDICINE DOCTORS LLC		14	25	64%	39
ADVANCE URGENT CARE CENTER, LLC		1	38	97%	39
MEDEX MEDICAL EXPRESS OF PALATKA LLC			39	100%	39
BROOKDALE BRANDON	1	38			39
MIAMI CLINICAL RESEARCH CORP			39	100%	39
GENEXPERT			39	100%	39
CLINICAL RESEARCH SEQUENCING PLATFORM		8	31	79%	39
BRIDGEVIEW CENTER LLC		27	12	31%	39
BAYSHORE PATHOLOGY CONSULTANTS PA		37	2	5%	39
LYSTER ACH FT RUCKER AL		36	3	8%	39
JUNIPER VILLAGE AT CAPE CORAL		34	5	13%	39
CEDAR CREEK AT KINGS BAY INC		39			39
GUYAN VALLEY WELLNESS CENTER		32	7	18%	39
SUNSHINE ASSISTED LIVING		39			39
OPTUMCARE SOUTH FLORIDA, LLC		32	7	18%	39
HOMEWOOD RESIDENCE AT FREEDOM PLAZA		37	1	3%	38
MOLECULAR DIAGNOSTICS		5	33	87%	38
STETSON UNIVERSITY STUDENT HEALTH CENTER		3	35	92%	38
JFK MEDICAL CENTER NORTH LAB		1	37	97%	38
ST JOSEPHS HOSPITAL SOUTH HOSPITAL			38	100%	38
STEWART MEDICAL GROUP, INC		21	17	45%	38
BOND CLINIC, PA		9	29	76%	38
ATRIA SAN PABLO		36	2	5%	38
FLORIDA DEPARMENT OF HEALTH CLAY COUNTY		25	13	34%	38

# COVID-19: testing by laboratory

Data through Mar 17, 2021 verified as of Mar 18, 2021 at 09:25 AM

Data in this report are provisional and subject to change.

The numbers in the table below represent the number of Florida and non-Florida residents for whom test results were received by the Department of Health. A person can be tested by more than one laboratory and can have both positive and negative results. **Therefore, the sum of the numbers in each column will be larger than the total number of people tested.**

Reporting lab	Inconclusive	Negative	Positive	Percent positive	Total
Bon Secours Maria Manor		33	5	13%	38
CCRC @ SUNFLOWER LLC		35	3	8%	38
PREMISE HEALTH MIA		1	37	97%	38
EASTERN SHORE URGENT CARE		27	11	29%	38
AUTUMN OF SARASOTA		12	26	68%	38
LAKE INTERNAL MEDICINE ASSOCIATES PA		32	6	16%	38
MAIN STREET MEDICAL CENTER OF CRESTVIEW PA		19	19	50%	38
PATHOGENIUS LABORATORIES		30	7	19%	37
PONCE THERAPY CARE CENTER		34	3	8%	37
THE COLLIER AT NAPLES		36	1	3%	37
LIGHTHOUSE PEDIATRICS OF NAPLES		33	4	11%	37
ANDALUSIA HEALTH		20	17	46%	37
CONNECTICUT DEPARTMENT OF HEALTH		22	15	41%	37
ACCURATE DIAGNOSTIC LAB		35	2	5%	37
BRANDON COMMUNITY HEALTH CENTER		29	8	22%	37
HOLZER HEALTH CENTER		5	32	86%	37
NIGHT LITE PEDIATRIC CENTER		10	27	73%	37
ST AUGUSTINE PEDIATRIC ASSOC		33	4	11%	37
TAYLORVILLE FAMILY MEDICINE		30	7	19%	37
BULLS HEAD URGENT CARE		35	2	5%	37
HR SARASOTA OPERATOR LLC		25	12	32%	37
ONE MILO		37			37
FAMILY EXTENDED CARE OF SEBRING INC		35	2	5%	37
INNOVATION CLINICAL TRIALS, INC			37	100%	37
CORRECTIONAL MEDICAL GROUP		27	10	27%	37
MINUTECLINIC DIAGNOSTIC OF RHODE ISLAND, LLC #1544		35	1	3%	36
HARMONY HEALTH OPCO, LLC		15	21	58%	36
MAKO MEDICAL		21	15	42%	36
ADVENTHEALTH MEDICAL GROUP MULTISPECIALTY			36	100%	36
BELVEDERE COMMONS OF SUN CITY CENTER		36			36
MINUTECLINIC DIAGNOSTIC OF NORTH CAROLINA		35	1	3%	36
PROFESSIONAL PEDIATRICS		34	2	6%	36
LPG CONVENIENT CARE AT METRO		33	3	8%	36
BVL/LITTLE ANGEL PEDIATRICS		36			36
WASHINGTON COUNTY HEALTH DEPARTMENT		24	12	33%	36
THE MEDICAL GROUP OF SOUTH FLORIDA INC		33	3	8%	36
WUESTHOFF MEMORIAL HOSPITAL			35	100%	35
PALM POINT BEHAVIORAL HEALTH		35			35
ALWAYS BEST CARE SENIOR SERVICES		32	3	9%	35
BENTON HOUSE OF CLERMONT		35			35
P23 LABS		35			35
MAINSTREET FAMILY URGENT CARE		1	34	97%	35
CAREHERE LAKE SCHOOLS EMPLOYEE HEALTH CENTER		24	11	31%	35
POARCH BANC CREEK INDIANS TRIBAL HEALTH DEPARTMENT			35	100%	35
NCHD		21	14	40%	35
COLONY CARE CENTER		25	10	29%	35
CDR MAGUIRE - MIAMI BEACH CC MISSION 17388		2	33	94%	35



# COVID-19: testing by laboratory

Data through Mar 17, 2021 verified as of Mar 18, 2021 at 09:25 AM

Data in this report are provisional and subject to change.

The numbers in the table below represent the number of Florida and non-Florida residents for whom test results were received by the Department of Health. A person can be tested by more than one laboratory and can have both positive and negative results. **Therefore, the sum of the numbers in each column will be larger than the total number of people tested.**

Reporting lab	Inconclusive	Negative	Positive	Percent positive	Total
NEUROINTERNATIONAL SARASOTA		32	3	9%	35
ADVENT HEALTH - FISH MEMORIAL		2	33	94%	35
IRL		4	31	89%	35
VIKOR SCIENTITIC		5	30	86%	35
ST. MARYS MEDICAL CENTER		1	34	97%	35
PATHGROUP		9	26	74%	35
COLLIER HMA PHYSICIAN MANAGEMENT LLC		27	8	23%	35
PARKSIDE HEALTH AND REHABILITATION CENTER			35	100%	35
BOCA TOXICOLOGY LLC		33	2	6%	35
University Hospital		30	5	14%	35
BIOREFERENCE LABORATORIES INC		3	32	91%	35
PARAMOUNT WALK-IN CLINIC		1	33	97%	34
RASHDA ALBIBI M.D. P.A.		31	3	9%	34
FHMG - FLORIDA HOSPITAL MEDICAL GROUP		25	9	26%	34
REDI-MED WALK IN FAMILY CLINIC			34	100%	34
ENCOMPASS HEALTH REHABILITATION HOSPITAL OF LARGO		31	3	9%	34
LPG PULMONOLOGY-COCONUT POINT		29	5	15%	34
LONG TERM CARE OF GULF BREEZE LLC		30	4	12%	34
ST LUCIE COUNTY JAIL		25	9	26%	34
PECONIC BAY MEDICAL CENTER LABORATORY		26	8	24%	34
SHERMAN-ABRAMS LABORATORY INC		31	3	9%	34
SOUTHCOR LABORATORY		4	30	88%	34
HARBORCHASE OF WELLINGTON CROSSING		32	2	6%	34
SANTA BARBARA CARE CENTER		18	16	47%	34
BAY STREET PHARMACY		32	2	6%	34
MEDCOMP SCIENCES			34	100%	34
JOHN KNOX VILLAGE OF CENTRAL FLORIDA		30	4	12%	34
FLORIDA PEDIATRIC GROUP PA		28	6	18%	34
ADULT MEDICINE OF LAKE COUNTY INC			34	100%	34
AYERS NURSING AND REHABILITATION CENTER		34			34
CVS MINUTE CLINIC DIAGNOSTIC OF NORTH CAROL		28	6	18%	34
TUSCAN GARDENS OF DELRAY BEACH MANAGEMENT COMPANY,		34			34
THE SPRINGS OF PARC HILL		33	1	3%	34
ASHTON PLACE	3	27	4	12%	34
BOND CLINIC		3	30	91%	33
PHYSICIAN ASSOCIATES LLC		26	7	21%	33
ROADS PEDIATRICS,LLC		31	2	6%	33
WELLMED AT NEW TAMPA		23	10	30%	33
FAMILY AND INTERNAL MEDICINE AT AVALON PARK		29	4	12%	33
JAMAICA HOSPITAL MEDICAL CENTER		29	4	12%	33
Consulate Health Care of Orange Park		27	6	18%	33
NIGHT LITE PEDIATRICS URGENT CARE CENTER			33	100%	33
WALK IN MEDICAL URGENT CARE		33			33
D W MCMILLAN MEMORIAL HOSPITAL		22	11	33%	33
ALAN A SMITH MD LLC		31	2	6%	33
CORAL HOUSE ASSISTED LIVING COMMUNITY LLC		33			33
AHSE ROP		32	1	3%	33

# COVID-19: testing by laboratory

Data through Mar 17, 2021 verified as of Mar 18, 2021 at 09:25 AM

Data in this report are provisional and subject to change.

The numbers in the table below represent the number of Florida and non-Florida residents for whom test results were received by the Department of Health. A person can be tested by more than one laboratory and can have both positive and negative results. **Therefore, the sum of the numbers in each column will be larger than the total number of people tested.**

Reporting lab	Inconclusive	Negative	Positive	Percent positive	Total
PORT SAINT JOHN FAMILY PRACTICE		21	12	36%	33
CENTRAL FLORIDA HEALTH CARE INC WAUCHULA SITE 2		26	7	21%	33
SANFORD MOBILE LAB PGA TOUR		32	1	3%	33
Kensington Gardens		33			33
VILLA COURT LLC		33			33
VETERAN AFFAIRS MEDICAL CENTER - JAMES J PETERS		30	3	9%	33
GREENRIDGE GROUP HOME	3	11	19	58%	33
PHOSPHORUS DIAGNOSTICS		27	6	18%	33
WESTWOOD NURSING AND REHABILITATION		28	5	15%	33
VETERANS AFFAIRS MEDICAL CENTER - NEW YORK HARBOR		32	1	3%	33
RESIDENTIAL PLAZA AT BLUE LAGOON INC		30	3	9%	33
METRO KNOXVILLE HMA		25	8	24%	33
AMBRY GENETICS CORPORATION	23	10			33
FLORIDA DEPARTMENT OF HEALTH IN MONROE COUNTY		27	6	18%	33
BASSETTI MEDICAL RESEARCH INC		26	6	19%	32
ALABAMA CLINICS		16	16	50%	32
ADVENTHEALTH MEDICAL GROUP FAMILY MEDICINE		27	5	16%	32
SOUTHEASTERN OUTPATIENT SURGERY CENTER		29	3	9%	32
TRADITIONAL HOME CARE INC		31	1	3%	32
UNION MEDICAL CARE		32			32
ISLAND LAKE CENTER		12	20	63%	32
DCH REGIONAL MEDICAL CENTER LABORATORY		31	1	3%	32
MINUTECLINIC DIAGNOSTIC OF MICHIGAN		29	3	9%	32
LAKE COUNTY SCHOOLS EMPLOYEE HEALTH CENTER		21	11	34%	32
LAKE SHERIFF		31	1	3%	32
WESTMINSTER ST AUGUSTINE		32			32
UNIVERSITY MEDICAL CTR OF PRINCETON AT		30	2	6%	32
OPIS COQUINA CENTER		32			32
BROOKDALE CANOPY OAKS			32	100%	32
MIDDLETOWN MEDICAL P C		23	9	28%	32
COLORADO DEPARTMENT OF HEALTH LABORATORY SERVICES DIVISION			32	100%	32
FLORIDA PRESBYTERIAN HOMES INC		31	1	3%	32
Heartland Health Care Center North Sarasota		18	14	44%	32
MINUTE CLINIC LLC #2216		30	2	6%	32
VETERANS HOME			32	100%	32
WALGREENS COVID-19		26	6	19%	32
TRIPLE O MEDICAL SERVICES INC		29	3	9%	32
IPSUM DIAGNOSTICS		3	29	91%	32
VANDERBILT UNIVERSITY MEDICAL CENTER		28	4	13%	32
SIDDH INC DBA SAN CARLOS PHARMACY		30	2	6%	32
AMMON ANALYTICAL LABORATORIES		28	4	13%	32
JACKSON HEALTH SYSTEM		1	31	97%	32
PASSPORT HEALTH ORLANDO		32			32
ATLAN		26	5	16%	31
ADVENTHEALTH MEDICAL GROUP FAMILY MEDICINE AT RDV		31			31
STATEN ISLAND UNIVERSITY HOSPITAL-POUCH		30	1	3%	31
DISCOVERY COMMONS AT BRADENTON		31			31

# COVID-19: testing by laboratory

Data through Mar 17, 2021 verified as of Mar 18, 2021 at 09:25 AM

Data in this report are provisional and subject to change.

The numbers in the table below represent the number of Florida and non-Florida residents for whom test results were received by the Department of Health. A person can be tested by more than one laboratory and can have both positive and negative results. **Therefore, the sum of the numbers in each column will be larger than the total number of people tested.**

Reporting lab	Inconclusive	Negative	Positive	Percent positive	Total
LabCorp L#09258130 M#09258125		12	19	61%	31
COLLIER ANESTHESIA PAIN LLC		31			31
MICHAEL J D'AMBROSE MD PA		29	2	6%	31
Life Care Center of Citrus County		30	1	3%	31
UNIPATH		24	7	23%	31
FLAGLER HOSPITAL INC	2		29	94%	31
TANVIR H SHAGAR NP		26	5	16%	31
JUPITER MEDICAL CENTER PHYSICIANS GROUP, INC		28	3	10%	31
EASYCARE WALK-IN CLINIC	1	11	19	61%	31
COMMUNITY MEDICAL CARE CENTER INC			31	100%	31
ENT AND ALLERGY ASSOCIATES OF FLORIDA LLC		30	1	3%	31
ST JOSEPHS CHILDRENS OUTREACH			31	100%	31
AMERICAN ESOTERIC LABORATORIES		15	16	52%	31
EVERLYWELL		18	13	42%	31
NAPHCARE, INC.		21	10	32%	31
UR CARE FAMILY AND SPORTS MEDICINE			31	100%	31
ADVANCED URGENT CARE		12	19	61%	31
HOLLISMED LLC		29	2	6%	31
WARDE MEDICAL LABORATORY		23	8	26%	31
PREMIER URGENT CARE CENTER LLC			31	100%	31
HEALTH FIRST - VIERA HOSPITAL		1	30	97%	31
FORT CAROLINE GARDENS, INC		29	2	6%	31
SOMA MEDICAL CENTER PA #3			31	100%	31
REGENCY PARK ASSISTED LIVING FACILITY		29	2	6%	31
LABCORP		13	18	58%	31
AMEERAH LABS			30	100%	30
Wiregrass Rehabilitation Center and Nursing Home		28	2	7%	30
MAGNOLIA DIAGNOSTICS, LLC		3	27	90%	30
CLINCLOUD, LLC			30	100%	30
HERITAGE WATERSIDE		27	3	10%	30
WINDSOR WOODS REHAB & HEALTHCARE CTR		29	1	3%	30
BOCA BIOLISTIC REFERENCE LAB			30	100%	30
THE TERRACE AT IVY ACRES ALF		11	19	63%	30
MEDICAL PAVILION CLINIC		19	11	37%	30
AMELIA ASSISTED LIVING FACILITY		30			30
ARCPOINT LABS OF WEST PALM BEACH			30	100%	30
ROCKLAND URGENT CARE FAMILY HEALTH NP		29	1	3%	30
ADVENT HEALTH PRIMARY CARE PLUS, WINTER GARDEN		26	4	13%	30
COUNTY OF LOS ANGELES			30	100%	30
PERDIDO URGENT CARE		1	29	97%	30
PREMIUM HEALTH SERVICES OF TAMPA BAY LLC		16	14	47%	30
CITY OF CAPE CORAL		25	5	17%	30
LAKE MARY - STIRLING CENTER SUITE 202			30	100%	30
WEINBERG VILLAGE		29	1	3%	30
CARILLON SPORTS AND FAMILY MEDICINE		23	7	23%	30
OAK HARBOR ASSISTED LIVING FACILITY		27	3	10%	30
Okeechobee Health Care Facility		16	14	47%	30

# COVID-19: testing by laboratory

Data through Mar 17, 2021 verified as of Mar 18, 2021 at 09:25 AM

Data in this report are provisional and subject to change.

The numbers in the table below represent the number of Florida and non-Florida residents for whom test results were received by the Department of Health. A person can be tested by more than one laboratory and can have both positive and negative results. **Therefore, the sum of the numbers in each column will be larger than the total number of people tested.**

Reporting lab	Inconclusive	Negative	Positive	Percent positive	Total
FORT VALLEY STATE UNIVERSITY		29	1	3%	30
CHIPOLA MEDICAL ASSOCIATES		10	20	67%	30
CENTER ONE SURGERY CENTER		24	5	17%	29
SANDALWOOD NURSING CENTER		29			29
NEMOURS CHILDRENS CLINIC		22	7	24%	29
EP MEDICAL EQUIPMENT PHARMACY		26	3	10%	29
OAKMONTE VILLAGE		28	1	3%	29
NURSES HELPING HANDS INC ALF		29			29
PRO HEALTH HARMONY		29			29
FLORIDA ENDOSCOPY & SURGERU CTR LLC		29			29
DAVID LAWRENCE CENTER		25	4	14%	29
CDC		17	12	41%	29
DUVAL COUNTY HEALTH DEPARTMENT		29			29
BAPTIST PRIMARY BLACK CREEK SOUTH			29	100%	29
LEE COMMUNITY HEALTHCARE - LEHIGH		26	3	10%	29
RENAISSANCE SENIOR LIVING	1	28			29
PALM GARDEN OF JACKSONVILLE		27	2	7%	29
P4CLINICAL	3	2	24	83%	29
ROBERT H JENKINS JR VETERANS' DOMICILIARY HOME OF		26	3	10%	29
SUNTREE INTERNAL MEDICINE		29			29
STUART REHABILITATION AND HEALTHCARE		14	15	52%	29
CAPE CORAL HOSPITAL ABG LABORATORY		16	13	45%	29
COMPREHENSIVE CHILDCARE		23	6	21%	29
PANCARE HEALTH - BONIFAY K-8			29	100%	29
ADVENTHEALTH MEDICAL GROUP FAMILY & INTERNAL		10	19	66%	29
UNIV OF ROCHESTER-STRONG MEMORIAL HOSP		28	1	3%	29
ISLAMORADA VILLAGE OF ISLANDS FIRE RESCUE		27	2	7%	29
STEWART MELBOURNE HOSPITAL			29	100%	29
FAST PACE MEDICAL CLINIC		26	3	10%	29
LONG BEACH URGENT CARE		29			29
FAMILY CARE PARTNERS URGENT CARE LLC		23	6	21%	29
A AND R RESEARCH GROUP LLC		25	4	14%	29
CITRUS CARE CLINIC			29	100%	29
Cleveland Clinic Laboratories		4	24	86%	28
LAKELAND NURSING AND REHABILITATION CENTER			28	100%	28
GRAND VILLA OF NEW PORT RICHEY		21	7	25%	28
INTERIM HEALTHCARE OF NORTHWEST FLORIDA INC		26	2	7%	28
PINELLAS INTERNAL MEDICINE ASSOCIATES	1	26	1	4%	28
CHILDREN'S MEDICAL CENTER			28	100%	28
LAKE PLACID HEALTH AND REHABILITATION		1	27	96%	28
CERON PEDIATRICS & INTEGRATIVE MEDICIN		28			28
MINUTECLINIC DIAGNOSTIC OF LOUISIANA		27	1	4%	28
KEY PRIMARY CARE			28	100%	28
NATIONAL MENTOR HEALTHCARE LLC			28	100%	28
GROWING TOGETHER PEDIATRICS, LLC		24	4	14%	28
ACTIVE SENIOR LIVING		26	2	7%	28
Signature Healthcare of Ormond		28			28

# COVID-19: testing by laboratory

Data through Mar 17, 2021 verified as of Mar 18, 2021 at 09:25 AM

Data in this report are provisional and subject to change.

The numbers in the table below represent the number of Florida and non-Florida residents for whom test results were received by the Department of Health. A person can be tested by more than one laboratory and can have both positive and negative results. **Therefore, the sum of the numbers in each column will be larger than the total number of people tested.**

Reporting lab	Inconclusive	Negative	Positive	Percent positive	Total
DOCTORS CENTER PA,THE		26	2	7%	28
BROOKDALE PHILLIPPI CREEK			28	100%	28
MINUTECLINIC DIAGNOSTIC OF RHODE ISLAND, LLC #212		28			28
MINUTE CLINIC, LLC DBA MINUTECLINIC #4505		26	2	7%	28
LABORATORY ALLIANCE OF CENTRAL NEW YORK		27	1	4%	28
EDEN AT CRESTVIEW		12	16	57%	28
RIVERHEAD URGENT CARE		27	1	4%	28
NORTH PINELLAS CHILDRENS MEDICAL CENTER			28	100%	28
ACCESS 365 URGENT CARE		8	20	71%	28
SYNIVERSE WELLNESS CENTER		24	4	14%	28
PORT ST LUCIE HOSPITAL		25	3	11%	28
BITTINGS APOTHECARY INC		24	4	14%	28
CIGNA PBSO WEST PALM			28	100%	28
CVS NY4098030POCT NEW YORK		28			28
PALMS, THE		28			28
DOCTOR TODAY TLC LLC			28	100%	28
FAMILY CARE PARTNERS		18	10	36%	28
MARION PEDIATRICS PA		21	7	25%	28
URGENT CARE CENTER			28	100%	28
UCLA HEALTHCARE CLINICAL LABS		23	5	18%	28
THORNBURG PEDIATRICS		26	2	7%	28
ST PETER'S BENDER LABORATORY		27	1	4%	28
NEWPATH DIAGNOSTICS		20	8	29%	28
ASTORIA HEALTH AND REHABILITATION CENTER		27	1	4%	28
ORANGE PEDIATRICS			28	100%	28
PULSE & REMEDY LLC		13	15	54%	28
ATRIA LADY LAKE		27			27
BROOKDALE SOUTHPPOINT			27	100%	27
LEXINGTON PLACE SENIOR LIVING COMMUNITY		27			27
WEISS PEDIATRIC CARE LLC		16	11	41%	27
FIRST CHOICE PEDIATRICS LOOP		25	2	7%	27
VICK STREET MANOR		27			27
BROWARD HEALTH IMPERIAL POINT NURSING			27	100%	27
JOSEF SCHENKER MD PC DBA CENTERS URGENT		25	2	7%	27
EXPRESS CARE OF BELLEVIEW		27			27
SPANISH RIVER HIGH SCHOOL ESE		23	4	15%	27
THE COMMONWEALTH OF MASSACHUSETTS		1	26	96%	27
WIREGRASS CLINIC LLC		22	5	19%	27
ORLANDO CLINICAL RESEARCH CENTER		25	2	7%	27
BROOKDALE UNIVERSITY HOSPITAL		25	2	7%	27
MIGUEL E TREVINO MD PA		23	4	15%	27
CHILDRENS MEDICAL CENTER			27	100%	27
JOSEPH SCHENKER MD PC DBA CENTERS URGENT		24	3	11%	27
UNION CHD		24	3	11%	27
UNIVERSITY OF ILLINOIS VETERINARY DIAG	1	25	1	4%	27
RESIDENCE AT BAY VUE		26	1	4%	27
SUNCOAST LABS			27	100%	27



# COVID-19: testing by laboratory

Data through Mar 17, 2021 verified as of Mar 18, 2021 at 09:25 AM

Data in this report are provisional and subject to change.

The numbers in the table below represent the number of Florida and non-Florida residents for whom test results were received by the Department of Health. A person can be tested by more than one laboratory and can have both positive and negative results. **Therefore, the sum of the numbers in each column will be larger than the total number of people tested.**

Reporting lab	Inconclusive	Negative	Positive	Percent positive	Total
MINUTE CLINIC DIAGNOSTIC OF VIRGINIA, LLC		27			27
LOOP PEDIATRICS		22	5	19%	27
MINUTECLINIC DIAGNOSTIC MEDICAL GROUP		25	2	7%	27
TGH URGENT CARE - RIVERVIEW			27	100%	27
MINUTE CLINIC DIAGNOSTIC OF SC, LLC #75		26	1	4%	27
SUNSHINE PEDIATRICS OF CENTRAL FLORIDA PL		25	2	7%	27
HEALTHPARK MEDICAL CENTER ABG LAB		26	1	4%	27
GULFSIDE HOSPICE INC		24	3	11%	27
GASTROENTEROLOGY ASSOCIATES OF PENSACOLA PA		23	3	12%	26
THE MINIER URGENT CARE		20	6	23%	26
STEINHATCHEE DRUGS		20	6	23%	26
GRAND LIVING AT LAKEWOOD RANCH		25	1	4%	26
PALM BEACH COUNTY FIRE RESCUE		24	2	8%	26
VASSAR BROTHERS MEDICAL CENTER LABORATORY		25	1	4%	26
DARDEN WELLNESS CENTER		23	3	12%	26
URGENT FAMILY CARE INC		23	3	12%	26
ADVENT HEALTH PARTIN SETTLEMENT HEALTH PARK		18	8	31%	26
MONCRIEF ARMY HEALTH CLINIC			26	100%	26
CARDIOLOGY AND MEDICINE ASSOCIATES INC		26			26
HOLIDAY MEDICAL ASSOCIATES		1	25	96%	26
WAKULLA COUNTY HEALTH DEPARTMENT		12	14	54%	26
EAST HILL MEDICAL GROUP		17	9	35%	26
PULMONARY SPECIALISTS OF THE PALM BEACHES		16	10	38%	26
ABL MEDICAL CARE LLC			26	100%	26
RAINBOW PEDIATRICS		1	25	96%	26
SANITAS		4	22	85%	26
MONTEFIORE NEW ROCHELLE HOSPITAL		24	2	8%	26
MARTHA'S HOUSE & ASSISTED LIVING FACILITY		26			26
EPIC REFERENCE LABS INC			26	100%	26
WEST BROWARD CARE CENTER		24	2	8%	26
PINELLAS 1 HOME HEALTH CARE CORP		26			26
LAKES DIALYSIS CENTER INC			26	100%	26
EXPRESS FAMILY CARE LLC		11	15	58%	26
MINUTE CLINIC DIAGNOSTIC OF VIRGINIA		21	5	19%	26
Clearwater Center		12	14	54%	26
LOT HEALTH SERVICES☐	1	25			26
CARE HERE		3	23	88%	26
REHAB AND HEALTHCARE CENTER OF CAPE CORAL		26			26
GOOD SAMARITAN HOSPITAL LABORATORY		23	3	12%	26
CAMP BOGGY CREEK		26			26
TREEHOUSE PEDIATRICS & FAMILY CARE		26			26
COLORADO DEPARTMENT OF PUBLIC HEALTH AND ENVIRONMENT			26	100%	26
HUNTINGTON STATION URGENT CARE		25	1	4%	26
OAKTREE HEALTHCARE			26	100%	26
BOCA SIMON LAB		1	25	96%	26
ARCPPOINT LABS OF FORT LAUDERDALE		25			25
Summit Medical Group Westfield Lab		22	3	12%	25

# COVID-19: testing by laboratory

Data through Mar 17, 2021 verified as of Mar 18, 2021 at 09:25 AM

Data in this report are provisional and subject to change.

The numbers in the table below represent the number of Florida and non-Florida residents for whom test results were received by the Department of Health. A person can be tested by more than one laboratory and can have both positive and negative results. **Therefore, the sum of the numbers in each column will be larger than the total number of people tested.**

Reporting lab	Inconclusive	Negative	Positive	Percent positive	Total
ST. CLOUD HOSPITAL		20	5	20%	25
RJ LEE GROUP	1	23	1	4%	25
KIVA AT CANTERBURY, LLC		25			25
MINIMALLY INVASIVE VASCULAR INC		23	2	8%	25
COASTAL COMPLETE CARE		11	14	56%	25
TALLAHASSEE DEVELOPMENTAL CENTER☐		24	1	4%	25
STATCARE URGENT & WALK IN MEDICAL CARE		22	3	12%	25
GRAND VILLA OF ALTAMONTE SPRINGS		18	7	28%	25
MADWAR		19	6	24%	25
BAYCARE HEALTH SYSTEMS, LLC			25	100%	25
BUREAU OF PUBLIC HEALTH	1	5	19	76%	25
DELRAY BEACH FACIAL PLASTIC SURGERY		25			25
ADVENT HEALTH - LAKE MARY PEDIATRICS		16	9	36%	25
ASSISTED LIVING OF BROWARD		25			25
WESTPAC LABS		1	24	96%	25
PARK MEADOWS HEALTH AND REHABILITATION CENTER		25			25
THE PALMS PHARMACY, INC		22	3	12%	25
WOMENS CARE FLORIDA LABORATORY		25			25
COASTAL LABORATORIES OF FLORIDA		22	3	12%	25
MINUTECLINIC DIAGNOSTIC OF TEXAS		22	3	12%	25
SOUTH FLORIDA DIALYSIS CENTER		8	17	68%	25
GREEN GABLES ASSISTED LIVING FACILITY		25			25
COASTAL SKIN SURGERY AND DERMATOLOGY		18	7	28%	25
MD BEAUTY LABS, PA		23	2	8%	25
COOPER HEALTHCARE		22	3	12%	25
FEDERAL PRISON CAMP PENSACOLA			25	100%	25
THE WATERMARK AT VISTAWILLA		25			25
CANTON-POTSDAM HOSPITAL LABORATORY		24	1	4%	25
MARYLAND DEPARTMENT OF HEALTH			25	100%	25
RAINBOW PEDIATRIC CENTER		2	22	92%	24
EC OPCO TIMBERLIN PARC LLC		24			24
ALAN SERURE MD		24			24
COMMUNITY HEALTH OF SOUTH FLORIDA			24	100%	24
VIRTUA		20	4	17%	24
CARENOW - DOWNTOWN NORTH GULCH		23	1	4%	24
ADVENT HEALTH EXPRESS		9	15	63%	24
MID FLORIDA PATHOLOGY LLC		23	1	4%	24
GRAND VILLA OF ST. PETERSBURG		22	2	8%	24
PALMS MEDICAL GROUP - LAKE CITY WEST		3	21	88%	24
ROWLETT MIDDLE ACADEMY		22	2	8%	24
URGENT CARE USA			24	100%	24
PACIFICA SENIOR LIVING FORT MYERS		15	9	38%	24
SUMMIT MEDICAL GROUP - 75 E NORTHFIELD		22	2	8%	24
AVENTIS BIO-SERVICES CTL		24			24
MADISON COUNTY MEMORIAL HOSP		12	12	50%	24
MINUTECLINIC DIAGNOSTIC OF PENNSYLVANI		23	1	4%	24
PBSO WEST PALM FAMILY PRACTICE		1	23	96%	24

# COVID-19: testing by laboratory

Data through Mar 17, 2021 verified as of Mar 18, 2021 at 09:25 AM

Data in this report are provisional and subject to change.

The numbers in the table below represent the number of Florida and non-Florida residents for whom test results were received by the Department of Health. A person can be tested by more than one laboratory and can have both positive and negative results. **Therefore, the sum of the numbers in each column will be larger than the total number of people tested.**

Reporting lab	Inconclusive	Negative	Positive	Percent positive	Total
THE CHAPPEL GROUP RESEARCH		24			24
PRIME CARE ONE LLC/HARBORCHASE OF VENICE			24	100%	24
HERITAGE OAKS ASSISTED LIVING & MEMORY CARE		20	4	17%	24
ATRIA AT ST JOSEPHS		24			24
DAVENPORT PEDIATRICS CLERMONT PA		22	2	8%	24
SUNQUEST		3	21	88%	24
ENGLEWOOD HOSPITAL AND MEDICAL CENTER		19	5	21%	24
HEALTH MED CENTERS		24			24
Grand Villa of Clearwater		22	2	8%	24
JOSEF SCHENKER MD PC		24			24
TARPON BAYOU CENTER			24	100%	24
SENIOR LIVING IV SUN CITY LLC		17	7	29%	24
PHYSICIANS STAT		3	21	88%	24
MINUTECLINIC, LLC #08366		19	5	21%	24
CENTERPLACE HEALTH		3	21	88%	24
STATE LAB		2	22	92%	24
HUNT CLUB PEDIATRIC ASSOCIATES LLC		20	4	17%	24
LABORATORY DYNAMICS		20	4	17%	24
THE LODGE AND REHABILITATION CENTER		9	15	63%	24
ADVENT HEALTH MEDICAL GROUP- FAMILY MEDICINE AT DR. PHILIPS		19	5	21%	24
PARK WEST MEDICAL CENTER		23	1	4%	24
SENIOR HEALTH OF WINTER PARK DUNDEE		24			24
CSH LAKE ORIENTA LP		24			24
HIGHLANDS COUNTY FIRE RESCUE		24			24
HENNEPIN COUNTY MEDICAL CENTER (HCMC)		13	11	46%	24
MAGNOLIA PEDIATRICS		4	20	83%	24
WESTMINSTER WOODS ON JULINGTON CREEK		22	2	8%	24
MAYO CLINIC JACKSONVILLE		1	23	96%	24
VILLAGES REHABILITATION AND NURSING CENTER		24			24
WELLNOW URGENT CARE		23	1	4%	24
SHORE MEMORIAL HOSPITAL		21	3	13%	24
AIR, LAND & SEA PHYSICALS & CONSULTATIONS, LLC		23	1	4%	24
SPRINGWOOD COURT		19	5	21%	24
PHYSICIANS PRIMARY CARE OF SW FLORIDA PL		24			24
MED PLUS FLORENCE		20	4	17%	24
COURTYARDS OF ORLANDO		24			24
LAKEVIEW HEALTH CARE SYSTEMS		9	14	61%	23
TIFFANY LAKE CARE CENTERS INC		23			23
ADVENTHEALTH MEDICAL GROUP PULMONOLOGY		20	3	13%	23
SARASOTA MEMORIAL NURSING & REHABILITATION CTR		23			23
LEE MEMORIAL HEALTH SYSTEM D/B/A LEE COMMUNITY		21	2	9%	23
PALMETTO PEDIATRICS			23	100%	23
UNIVERSITY BEHAVIORAL CENTER		23			23
MEDEXPRESS URGENT CARE - BLOOMINGTON		20	3	13%	23
EGL GENETIC DIAGNOSTICS		1	22	96%	23
NOVANT HEALTH		17	6	26%	23
ISLAND COAST PEDIATRICS PA		22	1	4%	23

# COVID-19: testing by laboratory

Data through Mar 17, 2021 verified as of Mar 18, 2021 at 09:25 AM

Data in this report are provisional and subject to change.

The numbers in the table below represent the number of Florida and non-Florida residents for whom test results were received by the Department of Health. A person can be tested by more than one laboratory and can have both positive and negative results. **Therefore, the sum of the numbers in each column will be larger than the total number of people tested.**

Reporting lab	Inconclusive	Negative	Positive	Percent positive	Total
PM PEDIATRICS		22	1	4%	23
FINLAY C. LABORATORY		3	20	87%	23
EMORY BENNETT VETERANS NURSING HOME	1	22			23
NOBLE SENIOR LIVING		3	20	87%	23
BROOKWOOD BAPTIST MEDICAL CENTER		22	1	4%	23
MINUTE CLINIC DIAGNOSTIC OF NEW JERSEY		22	1	4%	23
CORE LABORATORY		1	22	96%	23
CLEARWATER EMPLOYEE HEALTH CLINIC		7	16	70%	23
OMEGA LABORATORIES		19	4	17%	23
NEW JERSEY		22	1	4%	23
NEWYORK-PRESBYTERIAN/ LAWRENCE HOSPITAL LABORATORY		21	2	9%	23
WOODHOUSE INC		17	6	26%	23
SANFORD PEDIATRIC ASSOCIATES, PA		21	2	9%	23
CARLOS F FUSTER MD PA		21	2	9%	23
UNIV OF NORTH ALABAMA HEALTH CENTER		22	1	4%	23
ROSLYN URGENT CARE		23			23
GENETIC TECHNOLOGICAL INNOVATIONS, LLC		11	12	52%	23
CRESTVIEW IMMEDIATE CARE LL			23	100%	23
TOTAL ACCESS URGENT CARE			23	100%	23
LEE MEMORIAL HEALTH SYSTEM		20	3	13%	23
UNIVERSITY HILLS HEALTH AND REHABILITATION CENTER		18	5	22%	23
UF HEALTH NORTH JACKSONVILLE			23	100%	23
WUESTHOFF MEDICAL CENTER-MELBOURNE			23	100%	23
EBEIDS MD PEDIATRICS		19	3	14%	22
TEN HEALTHCARE		6	16	73%	22
WELLMED AT PLANT CITY		10	12	55%	22
MOBILE DIVISION LABORATORY		7	15	68%	22
South Heritage Health and Rehab		22			22
FLORIDA HOSPITAL LABS		12	10	45%	22
CARESPOT		2	20	91%	22
ORLANDO FAMILY MEDICINE		8	14	64%	22
GLEN COVE HOSPITAL		22			22
ST VINCENT'S EAST		20	2	9%	22
HUNT CLUB MEDICAL		15	7	32%	22
MINUTECLINIC DIAGNOSTIC OF TN, PC 374		18	4	18%	22
HALIFAX HEALTH URGENT CARE		4	18	82%	22
JUPITER MEDICAL CENTER			22	100%	22
FLORIDA PEDIATRICS		6	16	73%	22
FORT PIERCE FAMILY CARE INC		16	6	27%	22
PHYSICIANS CARE		19	3	14%	22
CHARLOTTE CHD PORT CHARLOTTE		18	4	18%	22
MORNINGSIDE MANOR & VILLA ADULT CARE C		22			22
ROCKLEDEGE REGIONAL MEDICAL CENTER		17	5	23%	22
ADVANCED URGENT CARE CENTER		7	15	68%	22
ELAN SPANISH SPRINGS		4	18	82%	22
FORT SANDERS REGIONAL LABORATORY		22			22
BAYLOR GENETICS		10	12	55%	22

# COVID-19: testing by laboratory

Data through Mar 17, 2021 verified as of Mar 18, 2021 at 09:25 AM

Data in this report are provisional and subject to change.

The numbers in the table below represent the number of Florida and non-Florida residents for whom test results were received by the Department of Health. A person can be tested by more than one laboratory and can have both positive and negative results. **Therefore, the sum of the numbers in each column will be larger than the total number of people tested.**

Reporting lab	Inconclusive	Negative	Positive	Percent positive	Total
GRAND VILLA OF PINELLAS PARK		20	2	9%	22
OLIVE BRANCH HEALTH AND REHABILITATION CENTER			22	100%	22
MARATHON HEALTH FOR LIFE		19	3	14%	22
CARE CENTERS OF NASSAU LLC MINER ROAD NORTH		22			22
LEE PHYSICIAN GROUP		19	3	14%	22
TOTTENVILLE CIRCLE URGENT CARE		22			22
LABORATORY MEDICINE CONSULTANTS-LMC PA		20	2	9%	22
HARBOUR ISLAND PEDIATRICS		13	9	41%	22
SUMMERGATE PHARMACY		20	2	9%	22
JUST FOR KIDS PEDIATRICS		5	17	77%	22
FAMILY AND AFTER HOURS CARE		22			22
PULSE MEDICAL GROUP INC			22	100%	22
KELLY'S ASSISTED LIVING FACILITY		22			22
FLORENCE J HUNT STUDENT WELLNESS CENTER - HEALTH SERVICES (ABBOTT)		22			22
STEWARD MEDICAL GROUP INC			22	100%	22
APOLLO SURGERY CENTER		20	2	9%	22
SOLE HEALTH LLC		22			22
NAPHCARE INC		17	5	23%	22
DIACARTA INC.		22			22
SEAGRASS VILLAGE			22	100%	22
DALE MEDICAL CENTER		17	5	23%	22
NORTHWEST FLORIDA COMMUNITY HOSPITAL 3RD FLOOR		20	2	9%	22
GILCHRIST COUNTY JAIL		20	2	9%	22
ARDEN COURTS OF WINTER SPRINGS		18	3	14%	21
UAH STUDENT HEALTH CENTER		14	7	33%	21
Grand Villa of Deerfield Beach		19	2	10%	21
HOWARD BEACH URGENT CARE		21			21
CLINICAL PATHOLOGY LABORATORIES SOUTHEAST			21	100%	21
MINUTECLINIC, LLC, DBA MINUTECLINIC #2544		20	1	5%	21
ERIC C MARSHAL MD, PC DBA MINUTECLINIC		20	1	5%	21
INTERNATIONAL MEDICAL LABORATORY INC		21			21
GERALD J KIVETT MD		19	2	10%	21
NEW YORK PRESBYTERIAN - ALLEN HOSPITAL		21			21
WILLAMETTE VALLEY TOXICOLOGY LLC		19	2	10%	21
UTAH DEPARTMENT OF HEALTH			21	100%	21
TIMBERLANE LODGE ALF	1	13	7	33%	21
MORRIS PARK URGENT CARE		18	3	14%	21
ADEPT INPATIENT MEDICAL SERVICES PC		21			21
MINUTECLINIC, LLC, DBA MINUTECLINIC #5		18	3	14%	21
CL BRUMBACK PRIMARY CARE CLINIC LANTANA		2	19	90%	21
NEW YORK METHODIST HOSPITAL		17	4	19%	21
METROPOLITAN CHARITIES INC		19	2	10%	21
LPG PRIMARY CARE AT PINE ISLAND		19	2	10%	21
PALM BAY FAMILY PRACTICE		4	17	81%	21
ST JUDE CHILDRENS RESEARCH HOSPITAL		21			21
PRIMECARE OF DOTHAN-DALEVILLE CLINIC		16	5	24%	21
Casa Mora Rehabilitation & Extended Care		21			21



# COVID-19: testing by laboratory

Data through Mar 17, 2021 verified as of Mar 18, 2021 at 09:25 AM

Data in this report are provisional and subject to change.

The numbers in the table below represent the number of Florida and non-Florida residents for whom test results were received by the Department of Health. A person can be tested by more than one laboratory and can have both positive and negative results. **Therefore, the sum of the numbers in each column will be larger than the total number of people tested.**

Reporting lab	Inconclusive	Negative	Positive	Percent positive	Total
Wesley Place on Honeysuckle		19	2	10%	21
UPMC CHAUTAUQUA AT WCA LABORATORY		20	1	5%	21
ORTHOPAEDIC SURGERY CENTER		21			21
MINUTECLINIC DIAGNOSTIC OF TN PC #378		20	1	5%	21
FLUSHING HOSPITAL MEDICAL CENTER		17	4	19%	21
IMMEDIATE CARE PA		18	3	14%	21
COASTAL FAMILY PRACTICE		13	8	38%	21
CITY OF OCALA EMPLOYEE HEALTH AND WELLNESS CENTER		18	3	14%	21
CONNECTDX		6	15	71%	21
JEFFERSON K-12, A SOMERSET SCHOOL- CLINIC		17	4	19%	21
GRAND VILLA OF DEL RAY WEST		18	3	14%	21
ROCKLEDGE FAMILY HEALTH			21	100%	21
MINUTECLINIC DIAGNOSTIC OF TN PC #320		12	8	40%	20
TENNESSEE DEPARTMENT OF HEALTH		15	5	25%	20
SONATA BOYNTON BEACH		18	2	10%	20
WINSHIPS PHARMACY INC		20			20
GOOD SAMARITAN SOCIETY OF DAYTONA		16	4	20%	20
MINUTECLINIC DIAGNOSTIC OF ILLINOIS L		15	5	25%	20
ODYSSEY HEALTHCARE OF MARION COUNTY, LLC		19	1	5%	20
BEST MEDICAL CENTER		11	9	45%	20
VIERA FAMILY MEDICINE AND WELLNESS		16	4	20%	20
REDITUS LABORATORIES			20	100%	20
BETHESDA HEALTH PHYSICIAN GROUP INC			20	100%	20
TGH MEDICAL GROUP LABORATORY CARROLLWOOD			20	100%	20
Sovereign Laboratory Services, LLC		17	3	15%	20
HENDRY REGIONAL CORPORATE HEALTH			20	100%	20
HEALTHY MINORS, LLC.		20			20
BROOKDALE MANDARIN CENTRAL		7	13	65%	20
HOPE HEALTHCARE		20			20
ADIRONDACK MEDICAL CENTER		20			20
MINUTECLINIC DIAGNOSTICS MEDICAL GROUP		19	1	5%	20
ESTATES MEDICAL CENTER		12	8	40%	20
POINT OF CARE CLINICS PRIMARY CARE		20			20
CONSOLIDATED LAB SERVICES		10	10	50%	20
SOUTH CAROLINA DEPARTMENT OF HEALTH			20	100%	20
BAY PEDIATRICS PA		18	2	10%	20
DEPT OF VA MEDICAL CENTER - BAY PINES			20	100%	20
WINTER PARK FAMILY PRACTICE LLC		17	3	15%	20
BAYFRONT HMA CONVENIENT CARE, LLC		2	18	90%	20
EXPRESS CARE OF TAMPA BAY LLC		2	18	90%	20
SOUTH NASSAU COMMUNITIES HOSPITAL		16	4	20%	20
OHIO CVS STORES, LLC DBA		18	2	10%	20
ST VINCENTS AMBULATORY CARE INC DBA		17	3	15%	20
GUARDANT HEALTH		14	6	30%	20
MARQUES PEDIATRICS			20	100%	20
FLORIDA MEDICAL CLINIC - MULTI SPECIALTY CAMPUS		7	13	65%	20
PONCE PLAZA NURSING & REHAB CENTER		4	16	80%	20

# COVID-19: testing by laboratory

Data through Mar 17, 2021 verified as of Mar 18, 2021 at 09:25 AM

Data in this report are provisional and subject to change.

The numbers in the table below represent the number of Florida and non-Florida residents for whom test results were received by the Department of Health. A person can be tested by more than one laboratory and can have both positive and negative results. **Therefore, the sum of the numbers in each column will be larger than the total number of people tested.**

Reporting lab	Inconclusive	Negative	Positive	Percent positive	Total
MEDICAL EXPRESS CORP		18	2	10%	20
CARESPOT OF NOCATEE		1	19	95%	20
PROFESSIONAL PARK PEDIATRICS PA			20	100%	20
LAKE WORTH MANOR		19	1	5%	20
PEDIATRIC ASSOCIATES PA		17	3	15%	20
MICHELLE S PAGE MD PA		18	1	5%	19
MONROE COUNTY DETENTION CENTER			19	100%	19
KINDRED HOSPITAL OCALA		16	3	16%	19
GRACE WELLNESS CENTER		8	11	58%	19
LAB INTERMARKET FACILITY LAB		1	18	95%	19
A LILIKO'I PHARMACY LLC		18	1	5%	19
DOCTORS MEDICAL CENTER OF WALTON COUNTY CLINIC			19	100%	19
FLORIDA COMMUNITY HEALTH CENTER OF ST. LUCIE		1	18	95%	19
SHELBY BAPTIST MEDICAL CENTER		14	5	26%	19
CENTRAL FLORIDA PEDIATRIC URGENT CARE LLC		17	2	11%	19
BARTON FAMILY PRACTICE		8	11	58%	19
LOVING CARE OF THE TREASURE COAST LLC	1	13	5	26%	19
HARLEM HOSPITAL CENTER		18	1	5%	19
MULBERRY'S MOBILE PROVIDER SERVICES LLC		5	14	74%	19
ALL PEDIATRIC CARE			19	100%	19
INTEGRATED REGIONAL LABORATORIES - LARGO			19	100%	19
CLERMONT ADVENTHEALTH CENTRA CARE		1	18	95%	19
ESOTERIX GENETIC LABORATORIES		16	3	16%	19
BAPTIST MEMORIAL HEALTH CARE		17	2	11%	19
CARENOW URGENT CARE-BRENTWOOD		13	6	32%	19
ANYLABTESTNOW		6	13	68%	19
MINUTECLINIC DIAGNOSTIC PA		17	2	11%	19
Citymd Of Lacey		16	3	16%	19
EMERALD COAST HOSPICE - CRESTVIEW		19			19
NO NAME		8	11	58%	19
CVS NC3516POCT WINSTON SALEM		17	2	11%	19
NANO HEALTH ASSOCIATES LLC		19			19
HENNEPIN HEALTHCARE LABORATORY		19			19
FLORIDA HOSPITAL WINTER GARDEN		15	4	21%	19
ASURANCE SCIENTIFIC LABORATORIES		19			19
MINUTECLINIC DIAGNOSTIC OF NORTH CAROLINA PC		16	3	16%	19
COMMUNITY HOME HEALTH CARE		19			19
MINUTECLINIC, LLC #4230		16	3	16%	19
TEXAS DEPARTMENT OF STATE HEALTH SERVICES		3	16	84%	19
REGENCY SQUARE MALL - SEARS		3	16	84%	19
ROYAL PALM MEDICAL GROUP, INC		19			19
OCEAN REEF MEDICAL CENTER, LLC			19	100%	19
STONE WASH CLINICAL LABORATORIES		2	17	89%	19
OCEANSIDE URGENT CARE		19			19
CARE POINT HEALTH & WELLNESS CENTER		19			19
MEDI STATION			19	100%	19
Gulfport Rehabilitation Center		16	3	16%	19

# COVID-19: testing by laboratory

Data through Mar 17, 2021 verified as of Mar 18, 2021 at 09:25 AM

Data in this report are provisional and subject to change.

The numbers in the table below represent the number of Florida and non-Florida residents for whom test results were received by the Department of Health. A person can be tested by more than one laboratory and can have both positive and negative results. **Therefore, the sum of the numbers in each column will be larger than the total number of people tested.**

Reporting lab	Inconclusive	Negative	Positive	Percent positive	Total
MCWHORTER SCHOOL OF PHARMACY		19			19
BAYVIEW MEDICAL		19			19
ROSS MEDICAL GROUP			19	100%	19
WELLMED AT LAKE COPELAND		13	6	32%	19
GRAND VILLA OF ORMOND BEACH		16	3	16%	19
SEVEN RIVERS REGIONAL MEDICAL CENTER		5	14	74%	19
BAYCARE MEDICAL GROUP INC			19	100%	19
MED HEALTH SERVICES		18	1	5%	19
BRIDGEWAY HEALTH CLINICS INC			19	100%	19
GENTIVA HEALTH SERVICES		17	2	11%	19
JACKSON NORTH MEDICAL CENTER		2	17	89%	19
SOMA MEDICAL CENTER # 4		2	17	89%	19
URGENT CARE USA LLC		1	17	94%	18
MINUTECLINIC DIAGNOSTIC OF RHODE ISLAND, LLC #590		17	1	6%	18
ADVENT HEALTH - KISSIMMEE		6	12	67%	18
MADISON CORE LABORATORIES		17	1	6%	18
MULBERRY CARE CENTER		12	6	33%	18
MOORINGS PARK OAKSTONE AT GREY OAKS		17	1	6%	18
BROWNE MEDICAL		16	2	11%	18
COLUMBIA MEMORIAL HOSPITAL		18			18
49D2045214PHYSICIAN OFFICE WAIVER MEDEXPRESS URGENT CARE - HARRISONBU		9	9	50%	18
AURORA DIAGNOSTICS		6	12	67%	18
PPD - IXLAYER		17	1	6%	18
ACCESS HEALTH CARE PHYSICIANS LLC		6	12	67%	18
ARTHREX MEDICAL CENTER EAST		14	4	22%	18
MINUTECLINIC #8699		14	4	22%	18
OSCEOLA ALF OPERATOR, LLC DBA□		18			18
ST VINCENT'S URGENT CARE		15	3	17%	18
GENERAL INTERNAL MEDICINE MEDICAL CTR CLINIC		13	5	28%	18
MEDEMERGE		17	1	6%	18
ST CATHERINE OF SIENA HOSPITAL		16	2	11%	18
STATCARE URGENT AND WALK-IN MEDICAL CA		16	2	11%	18
COMMONWEALTH OF MASSACHUSETTS			18	100%	18
BOZEMAN HEALTH DEACONESS HOSPITAL		13	5	28%	18
Z UROLOGY		18			18
ST. JUDES LABORATORIES		12	6	33%	18
1 TOUCH TOTALCARE SOLUTIONS		17	1	6%	18
NORTH FLORIDA PHARMACY		16	2	11%	18
XPRESS WELLNESS URGENT CARE			18	100%	18
MARION COUNTY HEALTH DEPARTMENT		17	1	6%	18
ENCOMPASS HOME HEALTH OF THE SOUTHEAST LLC		18			18
CAREHERE- LCS LEESBURG			18	100%	18
DIXIE COUNTY HEALTH DEPARTMENT		11	7	39%	18
ADVANCED HEALTHCARE ASSOCIATES		16	2	11%	18
ENCOMPASS HEALTH REHABILITATION HOSPITAL OF SARASOTA		18			18
GRAND VILLA OF ENGLEWOOD		13	5	28%	18
EAST RIDGE RETIREMENT VILLAGE		18			18

# COVID-19: testing by laboratory

Data through Mar 17, 2021 verified as of Mar 18, 2021 at 09:25 AM

Data in this report are provisional and subject to change.

The numbers in the table below represent the number of Florida and non-Florida residents for whom test results were received by the Department of Health. A person can be tested by more than one laboratory and can have both positive and negative results. **Therefore, the sum of the numbers in each column will be larger than the total number of people tested.**

Reporting lab	Inconclusive	Negative	Positive	Percent positive	Total
COLLEGE POINT URGENT CARE		15	3	17%	18
IONA COLLEGE HEALTH & WELLNESS CENTER		18			18
HELIX DIAGNOSTICS			18	100%	18
ST ELIZABETH MEDICAL CENTER LABORATORY		17	1	6%	18
CRANES VIEW LODGE			18	100%	18
UM MILLER SCHOOL OF MEDICINE			18	100%	18
FAMILY CARE CYPRESS CREEK		1	17	94%	18
BASSETTI & ASSOCIATES, MD, PA			18	100%	18
CABOT RESERVE ON THE GREEN		18			18
FOX FAMILY PRACTICE		18			18
AUBURN COMMUNITY HOSPITAL		16	2	11%	18
URGENT TEAM		15	3	17%	18
ASCENSION ST VINCENT'S PRIMARY CARE		1	17	94%	18
HARTFORD HOSPITAL ANCILLARY LAB		17	1	6%	18
TPCA CLINICAL LABORATORIES		15	3	17%	18
CAREATC INC BRANDON	1	16	1	6%	18
GLEN OAKS URGENT CARE		17	1	6%	18
WALGREEN EASTERN CO, INC		18			18
MIDNIGHT MEDICINE			18	100%	18
MINUTECLINIC DIAGNOSTIC OF MICHIGAN PC		17	1	6%	18
TOTAL RENAL LABORATORIES INC		13	5	28%	18
THE VILLAGES HEALTH		12	6	33%	18
TRINITY MEDICAL ASSOCIATES LLC			18	100%	18
BAPTIST MEDICAL GRP URGENT CARE & OCC HEALTH AIRPO		18			18
COAST MED URGENT CARE		16	1	6%	17
REGENEXX TAMPA BAY		14	3	18%	17
MD PLUS URGENT CARE, LLC			17	100%	17
MEDLAB DIAGNOSTICS, LLC		15	2	12%	17
LAKE HOWARD HEIGHTS	1	14	2	12%	17
BIG BEND HOSPICE INC		17			17
PRIMARY CARE WALK IN CLINIC PLLC			17	100%	17
JESSIE TRICE COMMUNITY HEALTH SYSTEM, INC		1	16	94%	17
GENETIC TECHNOLOGICAL INNOVATIONS			17	100%	17
UVMC MICROBIOLOGY		16	1	6%	17
STATEN ISLAND UNIVERSITY HOSPITAL		16	1	6%	17
ELTINGVILLE CIRCLE URGENT CARE		16	1	6%	17
DIEGO FALLON MD PA		6	11	65%	17
MAITLAND PRIMARY CARE		9	8	47%	17
PRIMARY CARE MEDICINE	1	13	3	18%	17
HOUSE CALLS PROFESSIONAL LLC		14	3	18%	17
MI CASA DORADA ASSISTED LIVING FACILIT		17			17
THE CANOPY AT HARPER LAKE	1		16	94%	17
REOPEN DIAGNOSTICS			17	100%	17
LAKELAND HILLS CENTER		10	7	41%	17
MARCO DRUGS AND COMPOUNDING		13	4	24%	17
BROOKDALE ST AUGUSTINE			17	100%	17
WELLINGTON FAMILY PRACTICE		13	4	24%	17

# COVID-19: testing by laboratory

Data through Mar 17, 2021 verified as of Mar 18, 2021 at 09:25 AM

Data in this report are provisional and subject to change.

The numbers in the table below represent the number of Florida and non-Florida residents for whom test results were received by the Department of Health. A person can be tested by more than one laboratory and can have both positive and negative results. **Therefore, the sum of the numbers in each column will be larger than the total number of people tested.**

Reporting lab	Inconclusive	Negative	Positive	Percent positive	Total
BAY COUNTY HEALTH DEPARTMENT		13	4	24%	17
BROOKDALE CROWN POINT			17	100%	17
PARRISH HEALTH CENTER		14	3	18%	17
FORT WALTON BEACH DEVELOPMENTAL CENTER		16	1	6%	17
HEALTHCARE NOW			17	100%	17
CARESPOT EXPRESS HEALTHCARE			17	100%	17
URGENT CARE WEST CLINIC		14	3	18%	17
UNIVERSITY LAB			17	100%	17
PRATTVILLE BAPTIST HOSPITAL		13	4	24%	17
YUSRA MEDICAL ASSOCIATES PA		14	3	18%	17
RESOLVE MOLECULAR DIAGNOSTICS		13	4	24%	17
BAY BREEZE HEALTH AND REHABILITATION CENTER		9	8	47%	17
PALM BEACH GARDENS MEDICAL CENTER			17	100%	17
VALLEY IMMEDIATE CARE		15	2	12%	17
TENDER CARE ALF		17			17
MINUTECLINIC DIAGNOSTIC OF LOUISIANA,		16	1	6%	17
INN AT LAKE SEMINOLE SQUARE, THE		17			17
ROBERT WOOD JOHNSON UNIVERSITY HOSP		15	2	12%	17
MASSACHUSETTS GENERAL HOSPITAL		1	16	94%	17
Floral Health and Rehabilitation, LLC		16	1	6%	17
ALBIBI		1	16	94%	17
UNIVERSITY OF ALABAMA - FUNGAL REFERENCE LABORATORY		12	5	29%	17
URGENT CARE AT LONGWOOD			17	100%	17
BVL PEDIATRICS		14	2	13%	16
ST AUGUSTINE PLANTATION		1	15	94%	16
XERA MED RESEARCH			16	100%	16
JS HEALTHCARE INC		16			16
CLEVELAND CLINIC			16	100%	16
PRO HEALTH FAMILY PHYSICIANS, NYSTROM		16			16
OPTIMAL CARE PEDIATRICS		2	14	88%	16
SOMA MEDICAL CENTER PA			16	100%	16
BAYFRONT MEDICAL			16	100%	16
NOVANT HEALTH GOHEALTH URGENT CARE-HARRISBURG		8	8	50%	16
ST JOSEPH HOSPITAL		15	1	6%	16
MC DIAGNOSTIC OF CONNECTICUT, PC #775		15	1	6%	16
STARLING AT NOCATEE			16	100%	16
MINUTECLINIC DIAGNOSTIC OF NORTH		15	1	6%	16
CHILDRENS CLINIC			16	100%	16
CVS MINUTE CLINIC DIAGNOSTIC OF TEXAS LLC		12	4	25%	16
LYNN KEEFE, MD PEDIATRICS		13	3	19%	16
NORTHWEST FLORIDA SLEEP		1	15	94%	16
MINUTECLINIC MINUTECLINIC #8746		15	1	6%	16
BONIFAY NURSING AND REHABILITATION CENTER			16	100%	16
MEDICINE AT LONGWOOD		16			16
Grand Villa of Dunedin		10	6	38%	16
OKEECHOBEE HEALTHCARE FACILITY			16	100%	16
MILLENNIUM PHYSICIAN GRP LLC NAPLES PINE RIDGE			16	100%	16



# COVID-19: testing by laboratory

Data through Mar 17, 2021 verified as of Mar 18, 2021 at 09:25 AM

Data in this report are provisional and subject to change.

The numbers in the table below represent the number of Florida and non-Florida residents for whom test results were received by the Department of Health. A person can be tested by more than one laboratory and can have both positive and negative results. **Therefore, the sum of the numbers in each column will be larger than the total number of people tested.**

Reporting lab	Inconclusive	Negative	Positive	Percent positive	Total
PROMEDICA LABORATORIES		11	5	31%	16
CRUCIAL CARE		10	6	38%	16
WALGREEN		8	8	50%	16
PEACHTREE IMMEDIATE CARE			16	100%	16
MINUTECLINIC DIAGNOSTIC OF TN PC #6435		14	2	13%	16
MEDEXPRESS URGENT CARE, MOON TOWNSHIP		15	1	6%	16
COMMUNITY HEALTH OF SOUTH FLORIDA INC			16	100%	16
SRMC AVALON		9	7	44%	16
INTERNAL MEDICINE ASSOCIATES & SPECIALTIES INC		15	1	6%	16
PANAMA CITY VITAS HOSPICE		16			16
GRAND VILLA OF BOYNTON BEACH		15	1	6%	16
EAR NOSE & THROAT ASSOCIATES OF MANATEE PA		16			16
AURORA UNIVERSITY WELLNESS CENTER		16			16
ORANGE REGIONAL MEDICAL CENTER LABORATORY		13	3	19%	16
Lab MSMC Hialeah			16	100%	16
GREENSBORO PATHOLOGY LLC		16			16
HODGES CLUSTER		2	14	88%	16
MORTON PLANT NORTH BAY HOSPITAL			16	100%	16
FAST TRACK URGENT CARE CENTER - TYRONE			16	100%	16
LAKEWOOD RANCH MEDICAL CENTER CLINICAL LAB			16	100%	16
JOSEPH MIGNOGNA		13	3	19%	16
STAT MEDICAL CLINIC III INC		10	6	38%	16
CARE NOW, INC		12	4	25%	16
HEALTH CENTRAL HOSPITAL			16	100%	16
NORTHWEST FLORIDA ENT, PA		5	11	69%	16
FORT HAMILTON URGENT CARE		16			16
MEDEXPRESS URGENT CARE LEWISBURG		15	1	6%	16
CLEVELAND CLINIC FLORIDA		1	15	94%	16
CALLAWAY CLINIC		11	5	31%	16
WACO HHSSURGEWACO	1	14	1	6%	16
MEDEXPRESS URGENT CARE - ROBINSON TWP, STEUBENVILLE PIKE		14	2	13%	16
EDWARD S BENNETT MD PLLC		16			16
MORTON PLANT MEASE			16	100%	16
MIAMI BEACH MEDICAL GROUP			16	100%	16
ADVENT HEALTH - ZEPHYRHILLS			16	100%	16
URGENT CARE CLINIC OF LINCOLN		14	2	13%	16
MEDEXPRESS URGENT CARE - TIMBERLAKE		15	1	6%	16
ALL FLORIDA FAMILY & SPORTS MEDICINE		15	1	6%	16
MIRIMUS INC		1	15	94%	16
FAMILY CARE			15	100%	15
PRIMARY CARE SPECIALISTS OF ORLANDO LLC		12	3	20%	15
OAKMONTE VILLAGE OF DAVIE			15	100%	15
UNAVAILABLE/UNKNOWN/NO INFORMATION FOUND			15	100%	15
NOVALIFE MEDSPA			15	100%	15
HOLLEY-NAVARRE MEDICAL CLINIC		5	10	67%	15
EASTLAKE PEDIATRICS - TRINITY		15			15
CLINIC OF PEDIATRICS & GI MEDICINE INC		1	14	93%	15

# COVID-19: testing by laboratory

Data through Mar 17, 2021 verified as of Mar 18, 2021 at 09:25 AM

Data in this report are provisional and subject to change.

The numbers in the table below represent the number of Florida and non-Florida residents for whom test results were received by the Department of Health. A person can be tested by more than one laboratory and can have both positive and negative results. **Therefore, the sum of the numbers in each column will be larger than the total number of people tested.**

Reporting lab	Inconclusive	Negative	Positive	Percent positive	Total
ORLANDO HEALTH		2	13	87%	15
TELEVISIT MALABAR PEDIATRICS		5	10	67%	15
INTERMOUNTAIN CENTRAL LAB		1	14	93%	15
KETAMINE HEALTH CENTERS AT BONITA SPRINGS, LLC		15			15
FRUITVILLE URGENT CARE			15	100%	15
TMH FSU RAPID LABORATORY		2	13	87%	15
Rehabilitation Center of the Palm Beaches		15			15
ADVENT HEALTH - WINTER HAVEN		8	7	47%	15
SINAI HOSPITAL OF BALTIMORE		15			15
LPG PRIMARY CARE AT BONITA BAY LIFESTYLE CENTER		14	1	7%	15
BRYAN WHITFIELD MEMORIAL HOSPITAL		10	5	33%	15
PATHLINE			15	100%	15
Astoria Health and Rehab		15			15
BLOUNT MEMORIAL HOSPITAL		13	2	13%	15
CVA MINUTE CLINIC DIAGNOSTIC OF VIRGINIA, LLC		15			15
TNC WALK IN CLINIC		10	5	33%	15
MINUTECLINIC DIAGNOSTIC OF TN PC #566		13	2	13%	15
MEADOWCREST MOLECULAR DIAGNOSTICS, LLC			15	100%	15
CVS NC7047POCT DURHAM		15			15
ESTATES MEDICAL CENTER INC		4	11	73%	15
BAPTIST PEDIATRICS		12	3	20%	15
ENCOMPASS HEALTH REHABILITATION HOSPITAL OF PANAMA CITY		10	5	33%	15
FLORIDA MEDICAL CLINIC IM MLK		10	5	33%	15
HUNTINGTON URGENT CARE		14	1	7%	15
HEALTH MED HOME CARE, LLC		15			15
WALK IN URGENT CARE			15	100%	15
BAYFRONT FAMILY HEALTH CENTER			15	100%	15
BAYCARE MEDICAL GROUP INC			15	100%	15
CUSTEAD CARE CENTER HAVEN HOSPICE		12	3	20%	15
RAYMOND BASRI MD		15			15
UNIVERSITY HOSPITAL UC HEALTH		11	4	27%	15
DIATHERIX		13	2	13%	15
RICH STREET GROUP HOME		8	7	47%	15
MEDLAB ASSOCIATES LLC		15			15
SOUTH FLORIDA BAPTIST HOSPITAL			15	100%	15
HUDSON VALLEY HOSPITAL CENTER LABORATORY		14	1	7%	15
FAMILY CARE CENTER OF ARLINGTON		10	5	33%	15
CVS NC7588POCT ASHEVILLE		12	3	20%	15
FLORIDA DEPARTMENT OF HEALTH IN HILLSBOROUGH COUNTY		1	14	93%	15
OPTIONS FOR SENIORS INC DBA PALM KREST MANOR		12	3	20%	15
MILTON 4707		15			15
BAPTIST MEDICAL CENTER EAST		11	4	27%	15
BESSENT ROAD GROUP HOME		15			15
UNIVERSITY OF MIAMI MILLER SCHOOL			15	100%	15
ST ANTHONY'S HOSP PATIENT CARE SERVICE			15	100%	15
AJU GEORGE MD PA			15	100%	15
CITY OF NAPLES FIRE RESCUE		12	2	14%	14

# COVID-19: testing by laboratory

Data through Mar 17, 2021 verified as of Mar 18, 2021 at 09:25 AM

Data in this report are provisional and subject to change.

The numbers in the table below represent the number of Florida and non-Florida residents for whom test results were received by the Department of Health. A person can be tested by more than one laboratory and can have both positive and negative results. **Therefore, the sum of the numbers in each column will be larger than the total number of people tested.**

Reporting lab	Inconclusive	Negative	Positive	Percent positive	Total
SOUTHEASTERN LABORATORY			14	100%	14
COMPREHENSIVE CHILDCARE ASSOCIATES		8	6	43%	14
DAVITA DIALYSIS		4	10	71%	14
GRAND VILLA OF LARGO		12	2	14%	14
MINUTE-CLINIC DIAGNOSTIC OF VIRGINIA		12	2	14%	14
BERGEN NEW BRIDGE M		13	1	7%	14
EPIPHANY HEALTH		8	6	43%	14
FG RAPID RESULTS LLC		8	6	43%	14
FLORIDA MEDICAL CL ODOM TPA		4	10	71%	14
The Evangelical Lutheran Good Samaritan Society		14			14
SOUTHEASTERN UNIVERSITY INC		14			14
WALGREENS #04618		13	1	7%	14
SARNO FAMILY PRACTICE		1	13	93%	14
MADISON COUNTY HEALTH DEPARTMENT		7	7	50%	14
LONG ISLAND JEWISH VALLEY STREAM		13	1	7%	14
TLC FAMILY CARE HOME INC		14			14
CARENOW URGENT CARE-WEST END		9	5	36%	14
1ST PRIORITY LAB SERVICES		14			14
HEALTHFIRST ADVENT HEALTH CENTRA CARE COCOA BEACH			14	100%	14
MELBOURNE FAMILY PRACTICE		12	2	14%	14
CVS MINUTE CLINIC DIAGNOSTIC OF WISCONSIN		14			14
Terrace of Jacksonville			14	100%	14
SOMA MEDICAL CENTER, PA #4 FLORIDA MANGO			14	100%	14
MIAMI BEACH MEDICAL GROUP LLC			14	100%	14
MONTEFIORE ST LUKE'S CORNWALL HOSPITAL		10	4	29%	14
SURGERY CENTER OF CORAL GABLES LLC,THE		11	3	21%	14
ADVENTHEALTH MEDICAL GROUP		10	4	29%	14
INDIANA STATE DEPARTMENT OF HEALTH		1	13	93%	14
UC HEALTH UNIVERSITY HOSPITAL		11	3	21%	14
PARROTT MEDICAL CLINIC			14	100%	14
SARASOTA - ROBERT L TAYLOR COMMUNITY CENTER		1	13	93%	14
ABC PEDIATRICS OF PORT ST LUCIE		12	2	14%	14
ALASKA PUBLIC HEALTH LAB		1	13	93%	14
RIVERSIDE COTTAGES AT THE SHORES, LLC			14	100%	14
POLK CHD BARTOW		13	1	7%	14
OPIS ISLAND LAKE CENTER		13	1	7%	14
ALAN L MELOTEK MD		14			14
CANCER RESEARCH LAB, BOB JONES UNIVERSITY		14			14
MED LABS DIAGNOSTICS		9	5	36%	14
FAMILY MEDICINE OF WESTON LLC		6	8	57%	14
SIGMUND LABS LLC		14			14
DESOTO HEALTH AND REHAB LLC		9	5	36%	14
NORTHWESTERN MEMORIAL HOSPITAL			14	100%	14
BOCA SIMON		2	12	86%	14
ADVENTHEALTH MEDICAL GROUP PEDIATRICS AT		3	11	79%	14
STEWART MELBOURNE HOSPITAL, INC	1		13	93%	14
SMH PHYSICIAN SERVICES INC		13	1	7%	14

# COVID-19: testing by laboratory

Data through Mar 17, 2021 verified as of Mar 18, 2021 at 09:25 AM

Data in this report are provisional and subject to change.

The numbers in the table below represent the number of Florida and non-Florida residents for whom test results were received by the Department of Health. A person can be tested by more than one laboratory and can have both positive and negative results. **Therefore, the sum of the numbers in each column will be larger than the total number of people tested.**

Reporting lab	Inconclusive	Negative	Positive	Percent positive	Total
ST CLOUD MEDICAL GROUP		12	2	14%	14
TREASURE COAST URGENT CARE			14	100%	14
TALLAHASSEE PRIMARY CARE ASSOCIATES PA		12	2	14%	14
IN-OFFICE LAB		12	1	8%	13
LUCID DIAGNOSTICS LABS			13	100%	13
BAYA URGENT CARE LLC		1	12	92%	13
CAREATC			13	100%	13
Sunnyside Care Center		13			13
SHELBY COUNTY HEALTH CARE CORPORATION		10	3	23%	13
ROCKLEDGE		3	10	77%	13
MINUTE CLINIC		1	12	92%	13
VRL EUROFINs - HAWAII		13			13
GLENBROOKE AT PALM BAY			13	100%	13
MONTEFIORE MEDICAL CENTER LABORATORIES - WEILER		9	4	31%	13
VILLA OF KINGS AND QUEENS OF DELRAY		13			13
MC DIAGNOSTIC OF CONNECTICUT, PC #1960		13			13
FIRST CHOICE PEDIATRICS WINTER SPRINGS		11	2	15%	13
CORNER OAK ESTATE LLC		13			13
SOUTHEAST FAMILY HEALTHCARE CENTER			13	100%	13
VALDOSTA FAMILY MEDICINE		1	12	92%	13
MINUTECLINIC DIAGNOSTIC OF TN, PC 6438		11	2	15%	13
MAINSTREET FAMILY SELECT		1	12	92%	13
DYNAMIC DNA LAB		1	12	92%	13
STATEN ISLAND UNIVERSITY HOSPITAL SEGUINE AVE		12	1	8%	13
URGENT MEDICAL CENTER INC		5	8	62%	13
ADVENT HEALTH - FOUR CORNERS ER		8	5	38%	13
CVS NV3210POCT LAS VEGAS		13			13
CITY OF CLEARWATER EMPLOYEE HEALTH CENTER		4	9	69%	13
CVS MINUTE CLINIC DIAGNOSTIC PA		10	3	23%	13
HORIZON MEDICAL GROUP		11	2	15%	13
KIMBERLY J HENDERSON MD PC		12	1	8%	13
BLUE SPRINGS SURGERY CENTER		13			13
DEVEREUX FLORIDA CHILDRENS CENTER			13	100%	13
LIFE'S SPECIAL MOMENTS INC		13			13
MINUTECLINIC DIAGNOSTIC OF TEXAS LLC		11	2	15%	13
NORTHERN WESTCHESTER HOSPITAL LABORATORY		11	2	15%	13
WORLD WRESTLING ENTERTAINMENT			13	100%	13
PASSPORT HEALTH OF TAMPA BAY		13			13
LEE COMMUNITY HEALTHCARE INC CAPE CORAL		13			13
CORAL LANDING ASSISTED LIVING		11	2	15%	13
RIVERSIDE MEDICAL GROUP		12	1	8%	13
ESCAMBIA COMMUNITY CLINIC		2	11	85%	13
MINUTECLINIC DIAGNOSTIC OF TN PC #6363		12	1	8%	13
AVALON MEDICAL WALK IN CLINIC			13	100%	13
GNT ASSOCIATES		12	1	8%	13
KIDSWOOD PEDIATRICS CORP		5	8	62%	13
EFFINGER HEALTH, PA		13			13

# COVID-19: testing by laboratory

Data through Mar 17, 2021 verified as of Mar 18, 2021 at 09:25 AM

Data in this report are provisional and subject to change.

The numbers in the table below represent the number of Florida and non-Florida residents for whom test results were received by the Department of Health. A person can be tested by more than one laboratory and can have both positive and negative results. **Therefore, the sum of the numbers in each column will be larger than the total number of people tested.**

Reporting lab	Inconclusive	Negative	Positive	Percent positive	Total
PROHEALTH CARE ASSOCIATES MOBILE		10	3	23%	13
CROSS CARE CENTER			13	100%	13
ARNOT OGDEN MEDICAL CENTER LABORATORY		13			13
BROOKLYN HOSPITAL CENTER DOWNTOWN CAMPUS		13			13
PARKWEST MEDICAL CENTER		11	2	15%	13
MEDEXPRESS URGENT CARE - SEMINOLE SQUA		11	2	15%	13
ACCESS HOME HEALTH OF FLORIDA LLC		13			13
CVS HEALTH, #3396		13			13
PREMIER LABORATORY SERVICES, LLC		5	8	62%	13
OCCUPATIONAL HEALTH CENTERS OF THE SOUTHWEST PA		12	1	8%	13
LMH SKILLED NURSING UNIT		13			13
PHELPS HOSPITAL LABORATORY		11	2	15%	13
MINUTECLINIC, LLC, DBA MINUTECLINIC #6		13			13
MEDEXPRESS URGENT CARE - LAFAYETTE		12	1	8%	13
CVS MINUTE CLINIC DIAGNOSTIC OF TN #6044		11	2	15%	13
FLORIDA STATE HOSPITAL			13	100%	13
BAPTIST PRIMARY CARE PONTE VEDRA		7	6	46%	13
Hackensack Umc Mountainside		12	1	8%	13
ORCHID COVE		3	10	77%	13
HARBOR CHASE OF JACKSONVILLE			13	100%	13
UNDERGROUND FREE CLINIC		13			13
MED TECH SERVICES OF PALM BEACH INC		13			13
INNOVATIVE RESEARCH OF WEST FLORIDA		10	3	23%	13
NIGHT OWL PEDIATRICS URGENT CARE			13	100%	13
LAKELAND REGIONAL HEALTH GRASSLANDS		12	1	8%	13
BROOKDALE DELAND			13	100%	13
EAR NOSE AND THROAT ASSOCIATES OF MANATEE, P.A.		10	3	23%	13
CVS MINUTE CLINIC DIAGNOSTIC MED GRP OF CA		13			13
PT&J REHAB - VILLAGE OF ROYAL PALM BEACH		12	1	8%	13
COVANCE CENTRAL LABORATORY			13	100%	13
CLINICAL LABORATORY SERVICES			13	100%	13
NATIONAL GENETICS INST LABCORP		4	9	69%	13
YORKVILLE PEDIATRIC URGENT CARE		13			13
BELLEVUE HOSPITAL CENTER DEPARTMENT		13			13
MERCY MEDICAL CENTER		5	7	58%	12
FAMILY MEDICINE AT HUNTERS CREEK		12			12
CVS NY491POCT JACKSON HEIGHTS		12			12
ADVENTHEALTH MEDICAL GROUP CARE CLINIC AT		8	4	33%	12
BAPTIST HEALTH			12	100%	12
ORLANDO ORTHOPAEDIC OUTPATIENT SURGERY CENTER		8	4	33%	12
FAST PACE MEDICAL CLINIC PLLC		10	2	17%	12
FAMILY MEDICINE AT LONGWOOD			12	100%	12
CVS TX8321POCT MCKINNEY		12			12
APPLE DIAGNOSTICS LAB		5	7	58%	12
MC DIAGNOSTIC OF CONNECTICUT PC #459		12			12
MERIDIAN AT WATERWAYS, THE		10	2	17%	12
ACADIAN DIAGNOSTIC LABORATORIES		8	4	33%	12



# COVID-19: testing by laboratory

Data through Mar 17, 2021 verified as of Mar 18, 2021 at 09:25 AM

Data in this report are provisional and subject to change.

The numbers in the table below represent the number of Florida and non-Florida residents for whom test results were received by the Department of Health. A person can be tested by more than one laboratory and can have both positive and negative results. **Therefore, the sum of the numbers in each column will be larger than the total number of people tested.**

Reporting lab	Inconclusive	Negative	Positive	Percent positive	Total
ORMOND MEDICAL ARTS		3	9	75%	12
Lady Lake Specialty Care			12	100%	12
MINUTE CLINIC DIAGNOSTIC OF SOUTH CAROLINA		9	3	25%	12
LEON CHD		12			12
AVENTURA HOSPITAL AND MEDICAL CENTER			12	100%	12
BROOKDALE CITRUS			12	100%	12
MEDLABS DIAGNOSTICS		10	2	17%	12
CARE FAST MURABELLA		7	5	42%	12
MINUTECLINIC, LLC, #4160		9	3	25%	12
OHIO STATE UNIVERSITY MEDICAL CENTER			12	100%	12
ADVENT HEALTH MEDICAL GROUP FAMILY AND INTERNAL MEDICINE AT AVALON PAR		11	1	8%	12
LEE COMMUNITY HEALTHCARE INC NORTH FORT MYERS		12			12
MIRACLE ALF INC		12			12
SUWANNEE COUNTY JAIL		11	1	8%	12
SAMARITAN MEDICAL CENTER		12			12
PANCARE HEALTH - WEWA ELEMENTARY			12	100%	12
MINUTE CLINIC DIAGNOSTIC OF TEXAS, LLC		12			12
MC DIAGNOSTIC OF CONNECTICUT, PC # 257		11	1	8%	12
VILLA HEALTH NH LLC		10	2	17%	12
GULF COAST MEDICAL GROUP		5	7	58%	12
RUSSELL MEDICAL CENTER		11	1	8%	12
ST PETER'S UNIVERSITY HOSPITAL		9	3	25%	12
FLORIDA DEPARTMENT OF HEALTH WASHINGTON COUNTY		7	5	42%	12
NAPLES GREEN VILLAGE		12			12
MI2297090CV HOLLAND-23D2189684		12			12
MEDEXPRESS URGENT CARE - CHRISTIANBURG		8	4	33%	12
GADSDEN REGIONAL MEDICAL CENTER		12			12
WOODLAND TOWERS		6	6	50%	12
MINUTECLINIC DIAGNOSTIC OF TN, PC 4992		12			12
PRIMECARE AT PORT ORANGE			12	100%	12
TMH PHYSICIAN PARTNERS - MONTICELLO		10	2	17%	12
MINUTECLINIC, LLC #1586		10	2	17%	12
LIFE CARE OF PORT SAINT LUCIE		3	9	75%	12
RED MOUNTAIN DIAGNOSTICS		12			12
GAMMA DIAGNOSTIC LAB LLC			12	100%	12
BROWARD DIALYSIS			12	100%	12
IREPERTOIRE_MOL_LAB		12			12
HAVEN HOSPICE			12	100%	12
MONTEFIORE NYACK HOSPITAL AFFILIATED LABORATORY		11	1	8%	12
METHODIST MEDICAL CENTER		9	3	25%	12
GEORGE W FERGUSON MD-CONCIERGE MEDICAL SERVICES PL		11	1	8%	12
DELIVER MY MEDS CORP		12			12
CVS NC187POCT CHARLOTTE		11	1	8%	12
WELLMED AT PORT ST LUCIE WEST		8	4	33%	12
LEHIGH VALLEY HOSPITAL		3	9	75%	12
GLEN OAKS HEALTH AND REHABILITATION CENTER			12	100%	12
VERITAS RESEARCH CORP			12	100%	12

# COVID-19: testing by laboratory

Data through Mar 17, 2021 verified as of Mar 18, 2021 at 09:25 AM

Data in this report are provisional and subject to change.

The numbers in the table below represent the number of Florida and non-Florida residents for whom test results were received by the Department of Health. A person can be tested by more than one laboratory and can have both positive and negative results. **Therefore, the sum of the numbers in each column will be larger than the total number of people tested.**

Reporting lab	Inconclusive	Negative	Positive	Percent positive	Total
SUMMIT ATLANTIC SURGERY CENTER		12			12
MEDEXPRESS URGENT CARE - MONROE		12			12
CVS TN5639POCT FARRAGUT		10	2	17%	12
URGENT CARE OF NEW YORK		12			12
THE PLAZA AT PARKSQUARE		12			12
FLORIDA DEPT OF HEALTH		4	8	67%	12
LAB UNKNOWN		1	11	92%	12
SEWALLS POINT PHARMACY INC		11	1	8%	12
CULINARY INSTITUTE OF AMERICA STUDENT	3	9			12
CARROLL GARDENS URGENT CARE		12			12
ASHRAF MEDICAL GROUP PLLC DBA PULSE M		11	1	8%	12
KISSIMMEE VA OUTPATIENT CLINIC		12			12
SEBRING PEDIATRICS LLC			12	100%	12
CVS MINUTE CLINIC, LLC		10	2	17%	12
MEDEXPRESS URGENT CARE-ALTOONA		10	2	17%	12
AVALON FAMILY RESORT ASSISTED LIVING LLC		12			12
MEDEXPRESS URGENT CARE- MARYLAND		11	1	8%	12
FHCP-PORT ORANGE		3	9	75%	12
SENIOR HOME CARE INC		12			12
COLLIER COUNTY HEALTH DEPT.		7	5	42%	12
SOMA MEDICAL CENTER, P.A.			12	100%	12
MINUTECLINIC DIAGNOSTIC OF RHODE ISLAND		9	3	25%	12
DEPARTMENT OF PUBLIC HEALTH		12			12
SEMORAN FAMILY HEALTH LLC		10	1	9%	11
HNL LAB MEDICINE		8	3	27%	11
EVIVIA		11			11
Hialeah Nursing And Rehabilitation Center		6	5	45%	11
LPG PRIMARY CARE AT CAPE CORAL PARKWAY		10	1	9%	11
ATMORE NURSING CENTER		10	1	9%	11
CREATIVE TESTING SOLUTIONS		4	7	64%	11
GENESIS		7	4	36%	11
UMHC/SYLVESTER AT KENDALL		1	10	91%	11
AZALEA HEALTH		2	9	82%	11
ELITE HOME HEALTH SERVICES		11			11
45TH 1		11			11
MINUTECLINIC DIAGNOSTIC OF SC, LLC #2		10	1	9%	11
MEDEXPRESS URGENT CARE MONACA		11			11
WATSON HEALTHCARE		8	3	27%	11
DOC PAM PA		10	1	9%	11
BRONSON FIRE DEPARTMENT		11			11
VIRTUA WEST JERSEY HOSPITAL VOORHEES		9	2	18%	11
IGENEX INC		11			11
FLORIDA HOSPITAL PHYSICIAN GROUP		3	8	73%	11
MINUTECLINIC DIAGNOSTIC OF TN PC #6415		10	1	9%	11
URGENT TEAM MANAGEMENT OF TENNESSEE		10	1	9%	11
CARLOS PORTU MD, PLLC			11	100%	11
VITAS HEALTH INC		5	6	55%	11

# COVID-19: testing by laboratory

Data through Mar 17, 2021 verified as of Mar 18, 2021 at 09:25 AM

Data in this report are provisional and subject to change.

The numbers in the table below represent the number of Florida and non-Florida residents for whom test results were received by the Department of Health. A person can be tested by more than one laboratory and can have both positive and negative results. **Therefore, the sum of the numbers in each column will be larger than the total number of people tested.**

Reporting lab	Inconclusive	Negative	Positive	Percent positive	Total
ACCENTCARE		11			11
PALM BEACH PATHOLOGY		9	2	18%	11
PRIMECARE ACQUISITION FAMILY PRACTICE INC		11			11
USCG AIR STATION CLEARWATER CLINIC		10	1	9%	11
MEYER PEDIATRICS CHTD		11			11
NORTH OKALOOSA PHYSICIAN GROUP		10	1	9%	11
APPALACHIAN REGIONAL HEALTHCARE SYSTEM		10	1	9%	11
CONSULATE HEALTH CARE OF PENSACOLA			11	100%	11
MINUTECLINIC DIAGNOSTIC OF NORTH CAROLINA, PC		10	1	9%	11
CVS NC2357POCT HUNTERSVILLE		9	2	18%	11
LONGWOOD PEDIATRICS LLC			11	100%	11
GENOPTIX MEDICAL LABORATORY		10	1	9%	11
KINGS BAY PEDIATRICS LLC		7	4	36%	11
BRIDGE DIAGNOSTICS			11	100%	11
JOHN W NORRIS III MD PA	1		10	91%	11
PINELLAS COUNTY HEALTH DEPARTMENT		2	9	82%	11
J AND J VISTAKON EMPLOYEE HEALTH CENTER		10	1	9%	11
WINTER PARK CARE AND REHABILITATION			11	100%	11
THE TERRACE OF SAINT CLOUD		9	2	18%	11
St Joseph's Hospital & Medical Center		10	1	9%	11
PRIME MEDICAL CARE, LLC		11			11
MINUTECLINIC DIAGNOSTIC OF NEW MEXICO		11			11
MINUTECLINIC LLC (1435)		10	1	9%	11
CARENOW URGENT CARE-HERMITAGE		7	4	36%	11
TROPICANA		5	6	55%	11
UNIVERSITY CENTRA CARE		10	1	9%	11
MAIMONIDES MEDICAL CENTER		8	3	27%	11
Solaris Healthcare Pensacola			11	100%	11
NIGHT LITE PEDIATRICS CENTER, LLC		1	10	91%	11
REDMED CLINIC OF ARLINGTON		10	1	9%	11
PHYSICIANS REGIONAL MEDICAL CTR - COLLIER BLVD			11	100%	11
MINUTECLINIC, LLC #244		10	1	9%	11
CARINGTON MANOR		11			11
Rosewood Healthcare and Rehabilitation Center		5	6	55%	11
VA MEDICAL CENTER			11	100%	11
WANTAGH URGENT CARE		8	3	27%	11
MINUTECLINIC DIAGNOSTIC OF PA, LLC (1036)		9	2	18%	11
ASSOCIATES MD CYPRESS CREEK			11	100%	11
CARENOW URGENT CARE-DONELSON		8	3	27%	11
VIBRANT AMERICA		9	2	18%	11
MINUTECLINIC INCORPORATE, LLC		9	2	18%	11
TELEVISIT PALM BAY FAMILY PRACTICE		9	2	18%	11
MOUNT DORA PEDIATRICS		9	2	18%	11
MINUTECLINIC DIAGNOSTIC OF ILLINOIS LL		9	2	18%	11
ALPHA PHARMACY		8	3	27%	11
BIOTECH CLINICAL LABORATORIES, INC.		1	10	91%	11
ILLINOIS DEPT OF PUBLIC HEALTH LAB - SPRINGFIELD			11	100%	11

# COVID-19: testing by laboratory

Data through Mar 17, 2021 verified as of Mar 18, 2021 at 09:25 AM

Data in this report are provisional and subject to change.

The numbers in the table below represent the number of Florida and non-Florida residents for whom test results were received by the Department of Health. A person can be tested by more than one laboratory and can have both positive and negative results. **Therefore, the sum of the numbers in each column will be larger than the total number of people tested.**

Reporting lab	Inconclusive	Negative	Positive	Percent positive	Total
JOHNS HOPKINS MEDICAL LABORATORIES		1	10	91%	11
ADVENTIST HEALTH SYSTEM FLORIDA DEPT OF HEALTH		7	4	36%	11
FAMILY PRACTICE ON THE GO		6	5	45%	11
MHHS All Lab Subsection		11			11
HEALTH NETWORK LABORATORIES		7	4	36%	11
ANYLABTEST NOW		4	7	64%	11
CVS CA9165POCT SAN DIEGO		11			11
MEDICAL CENTER AFFILIATES WEST PALM			11	100%	11
DMH STEINHATCHEE FAMILY MEDICINE		8	3	27%	11
ALCOVE ASSISTED LIVING FACILITY		11			11
St. Annes Nursing Center, St. Annes Residence, Inc.		11			11
MINUTE CLINIC LLC #5733		11			11
WELLMED AT SOUTH PARSONS		9	2	18%	11
GUIDEWELL EMERGENCY MEDICINE DOCTORS LLC #33		6	5	45%	11
AIM LABORATORIES			11	100%	11
MEDEXPRESS URGENT CARE PARKERSBURG		8	2	20%	10
HIGH TOWER ALF LLC		9	1	10%	10
VASCONCELLO COHEN MD PA		9	1	10%	10
MAINSTREET FAMILY CARE			10	100%	10
MISSOURI DEPARTMENT OF HEALTH AND SENIOR SERVICES			10	100%	10
BOCA RATON REGIONAL HOSPITAL LAB			10	100%	10
MC DIAGNOSTIC OF CONNECTICUT, PC #1966		10			10
ARBORS OF GULF BREEZE, THE		8	2	20%	10
MINUTECLINIC, LLC #1492		10			10
MEDICAL LABORATORY DIAGNOSTICS			10	100%	10
GRACE COMMUNITY PHARMACY			10	100%	10
SAMARITAN HOSPITAL LABORATORY		9	1	10%	10
THE MARY IMOGENE BASSETT HOSPITAL		10			10
GRAND AVE PHARMACY		1	9	90%	10
BROOKDALE PANAMA CITY		9	1	10%	10
PEPIN ACADEMIES-PASCO		10			10
VITALANT		1	9	90%	10
BAYONET POINT HOSPITAL			10	100%	10
MEDEXPRESS URGENT CARE CHARLESTON		6	4	40%	10
LAKE CO SCHOOLS EMPLOYEE HEALTH & WELLNESS CENTER	1	7	2	20%	10
PBC PREMIER FAMILY HEALTH			10	100%	10
CENTRAL JERSEY URGENT CARE OF EATONTOW		9	1	10%	10
BAYSIDE LABORATORIES INC		10			10
GRAND VILLA OF DELRAY EAST		10			10
INTEGRATED FAMILY MEDICAL CENTER			10	100%	10
LAKE NONA MEDICAL SERVICES		3	7	70%	10
NEMOURS CHILDREN'S URGENT			10	100%	10
URGENT CARE CENTER AT PINNACLE		4	6	60%	10
Avalon Healthcare and Rehabilitation Center			10	100%	10
URGENT CARE & FAMILY PRACTICE CENTER			10	100%	10
MOLECULAR PATHOLOGY LABORATORY			10	100%	10
CVS MINUTE CLINIC DIAGNOSTIC PA #3060		9	1	10%	10

# COVID-19: testing by laboratory

Data through Mar 17, 2021 verified as of Mar 18, 2021 at 09:25 AM

Data in this report are provisional and subject to change.

The numbers in the table below represent the number of Florida and non-Florida residents for whom test results were received by the Department of Health. A person can be tested by more than one laboratory and can have both positive and negative results. **Therefore, the sum of the numbers in each column will be larger than the total number of people tested.**

Reporting lab	Inconclusive	Negative	Positive	Percent positive	Total
PERSONAL PEDIATRICS PA		7	3	30%	10
VIGILINT HEALTHCARE		8	2	20%	10
PALM BEACH CDH - DELRAY BEACH			10	100%	10
METHODIST HOSPITAL			10	100%	10
DES PLAINES CLINICAL LAB		3	7	70%	10
FLEMING ISLAND CENTER FOR CLINICAL RESEARCH		10			10
KIDSVILLE PEDIATRICS			10	100%	10
LUXOR SCIENTIFIC LLC		1	9	90%	10
Westchester General Hospital			10	100%	10
CVS MINUTE CLINIC DIAGNOSTIC OF VIRGINIA		10			10
DHMD		10			10
WESTPAC LABS INC	1		9	90%	10
EMERGENCY MEDICAL CENTER		4	6	60%	10
CHILDREN'S HEALTHCARE OF ATLANTA/EGLESTON		10			10
AMERICAN HOUSE FORT MYERS		10			10
COMMUNITY HEALTH CENTER		2	8	80%	10
ISLAND COAST PEDIATRICS IN-HOUSE LAB		10			10
PHASE2 LABS	2	6	2	20%	10
SAVANNAH MANOR ASSISTED LIVING COMMUNITY			10	100%	10
MEDEXPRESS URGENT CARE - SALEM		6	4	40%	10
NEW YORK PRESBYTERIAN - LOWER MANHATTAN		10			10
ACCESS PHARMACY		10			10
HCR MANORCARE		10			10
Signature Healthcare of Savannah		10			10
NOT INDICATED		1	9	90%	10
PRORENATA LABS		2	8	80%	10
ALABAMA DEPARTMENT OF PUBLIC HEALTH		1	9	90%	10
CROSSROADS URGENT CARE, PLLC		10			10
MEDEXPRESS URGENT CARE-KATY		7	3	30%	10
KEY TRAINING CENTER			10	100%	10
CBC LAB		3	7	70%	10
CVS PA6902POCT BRYN MAWR		8	2	20%	10
MEDEXPRESS URGENT CARE - PANTOPS		9	1	10%	10
FAMILY HEALTH CENTER AT PORT ST JOHN		4	6	60%	10
RHODE ISLAND DEPARTMENT OF HEALTH			10	100%	10
ADVENTIST HEALTH SYSTEM		9	1	10%	10
MEDEXPRESS URGENT CARE - BENTON HARBOR		10			10
ONEIDA HEALTHCARE CENTER		8	2	20%	10
LAKE BALDWIN CBOC		9	1	10%	10
ALACHUA			10	100%	10
TENNESSEE DEPARTMENT OF HEALTH (TDH) - CENTRAL LABORATORY		2	8	80%	10
CARENOW URGENT CARE - EAST NASHVILLE		8	2	20%	10
BROWARD HEALTH CARE			10	100%	10
MEDEX REGIONAL LABORATORIES LLC		1	9	90%	10
COLLIER HMA PHYSICIAN MANAGEMENT, LLC		2	8	80%	10
GLADES COUNTY DETENTION CENTER		1	9	90%	10
CLEVELAND TENNESSEE HOSPITAL COMPANY		9	1	10%	10



# COVID-19: testing by laboratory

Data through Mar 17, 2021 verified as of Mar 18, 2021 at 09:25 AM

Data in this report are provisional and subject to change.

The numbers in the table below represent the number of Florida and non-Florida residents for whom test results were received by the Department of Health. A person can be tested by more than one laboratory and can have both positive and negative results. **Therefore, the sum of the numbers in each column will be larger than the total number of people tested.**

Reporting lab	Inconclusive	Negative	Positive	Percent positive	Total
NEW JERSEY DEPARTMENT OF HEALTH COMMUNICABLE DISEASE SERVICE		3	7	70%	10
MOSOLF PEDIATRICS			10	100%	10
HIRAM COLLEGE HEALTH CENTER (ABBOTT)		10			10
PLYMOUTH HARBOR INCORPORATED		9	1	10%	10
ST MARYS MEDICAL CENTER			10	100%	10
HAWTHORNE INN OF LAKELAND		10			10
VENICE GREEN VILLAGE		3	7	70%	10
CORONA PATHOLOGY		10			10
ST JOSEPH WOMENS HOSPITAL			10	100%	10
MINUTE CLINIC LLC #2775		9	1	10%	10
MEDI-DRUG INC		9	1	10%	10
West Gate Village, LLC		10			10
RICHMOND UNIVERSITY MEDICAL CENTER		8	2	20%	10
AFC URGENT CARE - CEDAR GROVE		10			10
MONROE COUNTY HOSPITAL		7	3	30%	10
SUPERIOR RESIDENCES OF CLERMONT		2	8	80%	10
BELLE GLADES HEALTH CLINIC			10	100%	10
MEDEXPRESS URGENT CARE - WINCHESTER GATEWAY		8	2	20%	10
MINUTECLINIC DIAGNOSTIC OF OKLAHOMA		8	2	20%	10
BEAUMONT LABORATORY			10	100%	10
PANCARE HEALTH - VERNON ELEMENTARY			10	100%	10
VETERNANS ADMINISTRATION			10	100%	10
RPC@HODGES		2	8	80%	10
Maury Regional Hospital		6	4	40%	10
NORTON HEALTHCARE			10	100%	10
CLAYMED OF NORTH FLORIDA			9	100%	9
MAGNOLIA MANOR			9	100%	9
ORLANDO HEALTH PHYSICIAN ASSOCIATES		4	5	56%	9
ROSEMONT GARDENS INC		9			9
MINUTECLINIC DIAGNOSTIC OF NEW JERSEY, LLC # 7069		9			9
ROSECASTLE			9	100%	9
WINDSOR OF GAINESVILLE		9			9
WINDSOR OF SAN PABLO, THE		6	3	33%	9
BRENNITY AT VERO BEACH, THE			9	100%	9
KEY WEST URGENT CARE, INC		3	6	67%	9
MINUTECLINIC DIAGNOSTICS OF IND, LLC		9			9
LAKEVIEW HEALTH SYSTEMS			9	100%	9
MIDMICHIGAN MEDICAL CENTER			9	100%	9
MINUTE CLINIC DIAGNOSTIC OF SC, LLC #42		8	1	11%	9
DR PHILLIPS MEDICAL WELLNESS CENTER		9			9
Fouraker Hills Rehab and Nursing			9	100%	9
PALM BAY URGENT CARE PL		1	8	89%	9
MINUTE CLINIC DIAGNOSTIC OF TN PC #64		9			9
MICHIGAN DEPARTMENT OF COMMUNITY HEALTH		1	8	89%	9
OPTUM SILVER LAKES			9	100%	9
CHILDREN'S HEALTH CENTER INC.		7	2	22%	9
FLORIDA HOSPITAL WINTER PARK		7	2	22%	9

# COVID-19: testing by laboratory

Data through Mar 17, 2021 verified as of Mar 18, 2021 at 09:25 AM

Data in this report are provisional and subject to change.

The numbers in the table below represent the number of Florida and non-Florida residents for whom test results were received by the Department of Health. A person can be tested by more than one laboratory and can have both positive and negative results. **Therefore, the sum of the numbers in each column will be larger than the total number of people tested.**

Reporting lab	Inconclusive	Negative	Positive	Percent positive	Total
ST JUDE LABORATORIES		7	2	22%	9
MD NOW MEDICAL CENTERS, INC.		7	2	22%	9
MINUTECLINIC, LLC, MINUTECLINIC #7637		7	2	22%	9
GRAND VILLA OF PALM COAST		9			9
BAYFRONT HEALTH ST PETERSBURG		8	1	11%	9
NEMOURS CHILDREN'S PRIMARY CARE VERO BEACH			9	100%	9
JOHNS HOPKINS ALL CHILDRENS			9	100%	9
MINUTE-CLINIC DIAGNOSTIC OF VIRGINIA, LLC		9			9
DAVID LAWRENCE CENTER INC		7	2	22%	9
MINUTECLINIC, LLC, DBA MINUTECLINIC #6106		7	2	22%	9
VILLAGE PLACE HEALTH AND REHAB		9			9
WINTER PARK INTERNAL MEDICINE MD PA		7	2	22%	9
FLORIDA CENTER FOR DERMATOLOGY LABORATORY			9	100%	9
WESTERN NEW YORK IMMEDIATE MEDICAL CAR		9			9
ALLIANCE HEALTH AND REHABILITATION CENTER		9			9
CVS TN5601POCT LENOIR CITY		9			9
SOMA MEDICAL CENTER PA #4			9	100%	9
UHEALTH UNIVERSITY OF MIAMI			9	100%	9
BUENA VIDA ESTATES			9	100%	9
ORANGE PARK PEDIATRIC ASSOCIATES		1	8	89%	9
GOOD SAMARITAN MEDICAL CENTER			9	100%	9
NATURE COAST REGIONAL MEDICAL CENTER			9	100%	9
WESTCHESTER GENERAL HOSPITAL BLOOD GAS LAB			9	100%	9
CVS TX10016POCT PRINCETON		9			9
FAMILY PRACTICE OF DAVIE INC			9	100%	9
MEDEXPRESS URGENT CARE-LATROBE		9			9
PUTNAM FAMILY CARE INC		3	6	67%	9
PATEL MEDICAL VENTURES		8	1	11%	9
CARENOW URGENT CARE-MT JULIET		8	1	11%	9
RIVERVIEW REGIONAL MEDICAL CENTER		7	2	22%	9
UCARE			9	100%	9
OUR HOME AT BEACON HILL			9	100%	9
ST CLOUD COMPOUNDING PHARMACY & WELLNESS CENTER		8	1	11%	9
FLORIDA MENTOR		7	2	22%	9
REMISE OCCUPATIONAL HEALTH SOLUTIONS INC			9	100%	9
MINUTE CLINIC LLC #1448		8	1	11%	9
CVS MINUTE CLINIC DIAG OF IND, LLC #6549		9			9
BERRYHILL MANOR		9			9
ST VINCENT'S ST CLAIR		6	3	33%	9
MINUTECLINIC, LLC #4682		5	4	44%	9
ILLINOIS DEPARTMENT OF PUBLIC HEALTH		1	8	89%	9
MINUTE CLINIC INCORPORTE		9			9
VETERANS AFFAIRS MEDICAL CENTER - OUTPATIENT			9	100%	9
CVS MO8590POCT KANSAS CITY		5	4	44%	9
CVS MINUTE CLINIC DIAGNOSTIC OF TN #3293		9			9
Consulate Health Care of Brandon		7	2	22%	9
GRAND VILLA OF MELBOURNE		7	2	22%	9

# COVID-19: testing by laboratory

Data through Mar 17, 2021 verified as of Mar 18, 2021 at 09:25 AM

Data in this report are provisional and subject to change.

The numbers in the table below represent the number of Florida and non-Florida residents for whom test results were received by the Department of Health. A person can be tested by more than one laboratory and can have both positive and negative results. **Therefore, the sum of the numbers in each column will be larger than the total number of people tested.**

Reporting lab	Inconclusive	Negative	Positive	Percent positive	Total
ADVENTHEALTH MEDICAL GROUP PEDIATRIC & ADOLESCENT		8	1	11%	9
MINUTECLINIC DIAGNOSTIC OF VIRGINIA, LLC #1416		8	1	11%	9
PENSACOLA CLUSTER			9	100%	9
NEW HAMPSHIRE DEPARTMENT OF HEALTH AND HUMAN SERVICES		3	6	67%	9
LAKE NONA MEDICAL SERVICE LLC		9			9
LOREY ALF		9			9
MOBILE RESPONSE DIAGNOSTICS LLC		8	1	11%	9
MINUTECLINIC DIAGNOSTIC OF TN PC #242		6	3	33%	9
CVS PHARMACY NO 274		9			9
NIGHT LITE PEDIATRICS CENTER		1	8	89%	9
WADSWORTH CENTER - DAVID AXELROD INSTITUTE		8	1	11%	9
PEDIATRIC HEALTH CARE ALLIANCE			9	100%	9
MEDEXPRESS URGENT CARE - SWANSEA, N ILLINOIS ST		8	1	11%	9
INSPIRED LIVING AT PALM BAY		7	2	22%	9
NORTHSHORE UNIVERSITY HEALTHSYSTEM EVANSTON HOSPITAL LAB			9	100%	9
PINELLAS PARK FIRE DEPARTMENT		9			9
COLLIER BLVD HMA PHYSICIAN MANAGEMENT,, LLC			9	100%	9
DYNAMIC HEALTH CENTERS INC		5	4	44%	9
LANE PEDIATRICS PA			9	100%	9
MINUTECLINIC, LLC #1470		9			9
ASSOCIATES IN MEDICINE		7	2	22%	9
UF HEALTH		1	8	89%	9
OMNI			9	100%	9
PRECISION GENETICS			9	100%	9
ENCORE AT BOCA RATON, THE			9	100%	9
GCPM MANUAL MICROBIOLOGY		1	8	89%	9
ORLANDO MEDICAL CENTER PL		1	8	89%	9
CVS NJ617POCT CEDAR GROVE		8	1	11%	9
NASCAR EVENT MANAGEMENT, LLC		9			9
LIFELINK TISSUE BANK D/B/A LIFELINK TISSUE BANK		8	1	11%	9
Manor Care of Dunedin		6	3	33%	9
NORTHWEST FLORIDA COMMUNITY HOSPITAL LABORATORY		8	1	11%	9
CARENOW URGENT CARE-GREEN HILLS		9			9
ENCOMPASS HOME HEALTH OF THE SOUTHEAST LLC□		9			9
MEDEXPRESS URGENT CARE - BEECH GROVE		8	1	11%	9
ANY LAB TEST NOW INC			9	100%	9
MINUTECLINIC, LLC #4507		9			9
CHEMISYS LABORATORIES		1	8	89%	9
MINUTECLINIC #8760		9			9
UNIVERSITY MEDICAL CENTER		8	1	11%	9
MINUTECLINIC DIAGNOSTIC OF MINNESOTA		9			9
PREMIUM HEALTH CARE			9	100%	9
CVS MINUTE CLINIC DIAGNOSTIC		8	1	11%	9
CVS MINUTE CLINIC DIAGNOSTIC OF TEXAS, LLC		9			9
THOMAS JEFFERSON UNIVERSITY HOSPITAL		4	4	50%	8
BAPTIST OUTPATIENT			8	100%	8
MEDEXPRESS URGENT CARE - FORT WORTH S		7	1	13%	8

# COVID-19: testing by laboratory

Data through Mar 17, 2021 verified as of Mar 18, 2021 at 09:25 AM

Data in this report are provisional and subject to change.

The numbers in the table below represent the number of Florida and non-Florida residents for whom test results were received by the Department of Health. A person can be tested by more than one laboratory and can have both positive and negative results. **Therefore, the sum of the numbers in each column will be larger than the total number of people tested.**

Reporting lab	Inconclusive	Negative	Positive	Percent positive	Total
CIAN DIAGNOSTICS			8	100%	8
DOTHAN PEDIATRIC CLINIC			8	100%	8
BENSONHURST URGENT CARE		8			8
MC DIAGNOSTIC OF CONNECTICUT, PC #1043		8			8
ROBERT WOOD JOHNSON HOSPITAL		7	1	13%	8
WILLIAMSBURGH CHAI CARE		7	1	13%	8
VENICE REGIONAL MEDICAL CENTER			8	100%	8
JACKSON CLINIC PA,THE		4	4	50%	8
MEDICANA NURSING AND REHAB CENTER			8	100%	8
MINUTECLINIC DIAGNOSTIC OF VIRGINIA		8			8
DEPARTMENT OF HEALTH- CITRUS COUNTY		1	7	88%	8
CIGNA ONSITE HEALTH LLC		2	6	75%	8
MED & CO INVESTMENT LLC		7	1	13%	8
ST VINCENT'S CHILTON		6	2	25%	8
CVS HEALTH, #2043		8			8
WALGREEN #6538		8			8
UNIVERSITY OF MIAMI MILLER SCHOOL OF MEDICINE			8	100%	8
CITY OF LAKE MARY EMPLOYEE HEALTH CENTER		6	2	25%	8
GOLISANO CHILDREN'S HOSPITAL OF SOUTHWEST FLORIDA		6	2	25%	8
PUTNAM COUNTY EMERGENCY RESCUE SERVICE		5	3	38%	8
INTERNAL MEDICINE ASSOCIATES OF JACKSON HOSPITAL			8	100%	8
PASSPORT HEALTH			8	100%	8
CAN COMMUNITY HEALTH, INC		8			8
BIOTECH PHARMACEUTICAL GROUP LLC			8	100%	8
JX REF LAB			8	100%	8
NORTHSIDE HOSPITAL ATLANTA		3	5	63%	8
ETHOS LABORATORIES		7	1	13%	8
SOUTHEASTERN PEDIATRIC ASSOCIATES			8	100%	8
IMMUNOGENOMICS LLC		5	3	38%	8
BLOOMINGDALE PEDIATRIC ASSOCIATES PA			8	100%	8
TRUE HEALTH		5	3	38%	8
MONTEFIORE MEDICAL CENTER LABORATORIES - NORTH		8			8
FHPG_EXP CARE W HILLSBOROUGH			8	100%	8
PALMS WEST HOSPITAL			8	100%	8
FLORIDA CLINICAL LAB		1	7	88%	8
CAPRONA GROUP HOME		2	6	75%	8
FLORIDA KEYS CONCIERGE MEDICINE, LLC		6	2	25%	8
TREASURE ISLE LLC		8			8
STPET		6	2	25%	8
DOH JACKSONVILLE CENTRAL LABORATORY		3	5	63%	8
DIXITKUMAR N MODI MD PA			8	100%	8
MINUTECLINIC DIAG OF IND, LLC #6697		8			8
NORTH PINELLAS CHILDRENS MEDICAL CENTER INC			8	100%	8
BEAUMONT EMERGENCY CENTER			8	100%	8
MEDEXPRESS ELKINS		8			8
LAKE CONWAY URGENT CARE LLC		2	6	75%	8
MINUTE CLINIC LLC #10203		6	2	25%	8

# COVID-19: testing by laboratory

Data through Mar 17, 2021 verified as of Mar 18, 2021 at 09:25 AM

Data in this report are provisional and subject to change.

The numbers in the table below represent the number of Florida and non-Florida residents for whom test results were received by the Department of Health. A person can be tested by more than one laboratory and can have both positive and negative results. **Therefore, the sum of the numbers in each column will be larger than the total number of people tested.**

Reporting lab	Inconclusive	Negative	Positive	Percent positive	Total
MEDEXPRESS URGENT CARE - BATTLE CREEK		5	3	38%	8
THE WOLFF CENTER FOR CHILD & ADOLESCENT HEALTH			8	100%	8
OKLAHOMA STATE DEPARTMENT OF HEALTH-PUBLIC HEALTH LABORATORY			8	100%	8
MID-HUDSON VALLEY DIVISION OF WESTCHESTER MEDICAL		8			8
PALM BEACH COUNTY HEALTH DEPARTMENT LABORATORY			8	100%	8
SOMA MEDICAL CENTER MD PA #7 PEDIATRICS			8	100%	8
CAREPOINT CLINIC		5	3	38%	8
CARE ATC - CITY OF BOYNTON BEACH	1	2	5	63%	8
SIMEDHEALTH LLC		2	6	75%	8
ORMOND BEACH CENTRA CARE			8	100%	8
CONSULATE HEALTH CARE		7	1	13%	8
VAIL VALLEY MEDICAL CENTER			8	100%	8
MINUTE CLINIC LLC #5706		7	1	13%	8
DOCTOR'S IN HOUSE LAB			8	100%	8
LAWRENCE TECHNOLOGICAL UNIVERSITY		8			8
MEDEXPRESS URGENT CARE - WASHINGTON		6	2	25%	8
WATERFORD AT CREEKSIDE, THE			8	100%	8
ST. PETERSBURG PEDIATRICS			8	100%	8
ALBION COLLEGE (ABBOTT)		8			8
FOUNTAINVIEW BY FIVE STAR QUALITY CARE		7	1	13%	8
MINUTECLINIC, LLC, DBA MINUTECLINIC #2		8			8
HEALTHMARK REGIONAL HOSPITAL LAB		4	4	50%	8
SEA LEVEL LABS			8	100%	8
BLOOMING GARDENS OF CARE INC		8			8
WALK-IN MEDICAL CARE			8	100%	8
ARCHBOLD MEMORIAL HOSPITAL/LAB		3	5	63%	8
EXECUTIVE MEDICAL SERVICES		8			8
APEX HOME HEALTH CARE		7	1	13%	8
NORTHSIDE HOSPITAL		2	6	75%	8
NEOGENOMICS LABORATORIES, INC		8			8
ALLEGRO - TAMPA	1	4	3	38%	8
MINUTECLINIC, LLC #05038		8			8
LPG PRIMARY CARE AT MATTHEW DRIVE		8			8
ST CLOUD PHYSICIAN MANAGMENT LLC		7	1	13%	8
CVS NC4165POCT BREVARD		5	3	38%	8
DOH-TAMPA BRANCH LABORATORY (MLK BLVD)		4	4	50%	8
MINUTECLINIC DIAGNOSTIC OF TN PC #5671		5	3	38%	8
MINUTECLINIC DIAGNOSTIC OF NEW JERSEY,		7	1	13%	8
CVS MINUTE CLINIC DIAGNOSTIC OF NEW JERSEY		8			8
GENEUS DIAGNOSTICS			8	100%	8
LEMOYNE COLLEGE WELLNESS CENTER FOR		8			8
BARTON PARKER OD PC		8			8
MEDEXPRESS URGENT CARE, BUTLER		5	3	38%	8
ST CHARLES HOSPITAL LABORATORY		8			8
UNIVERSITY HOSPITALS OF CLEVELAND		4	4	50%	8
MINUTECLINIC DIAGNOSTIC OF TN PC #240		7	1	13%	8
Nashville Central Laboratory		8			8



# COVID-19: testing by laboratory

Data through Mar 17, 2021 verified as of Mar 18, 2021 at 09:25 AM

Data in this report are provisional and subject to change.

The numbers in the table below represent the number of Florida and non-Florida residents for whom test results were received by the Department of Health. A person can be tested by more than one laboratory and can have both positive and negative results. **Therefore, the sum of the numbers in each column will be larger than the total number of people tested.**

Reporting lab	Inconclusive	Negative	Positive	Percent positive	Total
WELLIGENT		1	7	88%	8
CVS MINUTE CLINIC DIAGNOSTIC OF TEXAS,LLC		6	2	25%	8
HEALTHPARK MEDICAL CTR NURSING SVC		8			8
DORAL URGENT CARE			8	100%	8
INTERNAL MEDICINE AND AESTHETICS OF NAPLES LLC		8			8
IU HEALTH PATHOLOGY		1	7	88%	8
LIFE CARE CITRUS COUNTY			8	100%	8
MINUTECLINIC DIAGNOSTIC OF TN PC #386		7	1	13%	8
MINUTECLINIC DIAGNOSTIC OF NORTH CAROLINA PC #5341		6	2	25%	8
MINUTE-CLINIC DIAGNOSTIC OF VIRGINIA, LLC #2003		5	3	38%	8
DIAGNOSTIC CLINIC		7	1	13%	8
MINUTECLINIC DIAG OF IND, LLC #2387		7	1	13%	8
CAYUGA COUNTY HEALTH DEPARTMENT		7	1	13%	8
OSWEGO HOSPITAL LABORATORY		7	1	13%	8
HUNTINGTON VILLAGE URGENT CARE		8			8
ST. JOSEPH HOSPITAL AND HEALTH CARE INC.			8	100%	8
ALACHUA COUNTY HEALTH DEPARTMENT		1	7	88%	8
Sunset Lake Health and Rehabilitation Center		8			8
X-GENE MOLECULAR LABS		1	7	88%	8
CLEARWATER PEDIATRIC CARE		1	7	88%	8
MAGNOLIA PEDIATRICS GROUP LLC			8	100%	8
ATLANTIC CONSOLIDATED LABORATORY		8			8
ADVANCED RESEARCH FOR HEALTH IMPROVEMENT		6	2	25%	8
DOCTOR'S IN-HOUSE LAB/COMMUNITY HEALTH CENTERS OF PINELLAS – CLEARWATE			8	100%	8
FLORIDA HEART AND VASCULAR MULTISPECIALTY GROUP		8			8
WHITE SANDS OUTPATIENT SERVICES (WSOP SERVICES LLC		8			8
LAB UNKNOW		6	2	25%	8
NITIN BAWA PROFESSIONAL ASSOCIATES			8	100%	8
GENE STREET LABORATORIES, LLC		6	2	25%	8
CVS PA1671POCT LANCASTER		8			8
CURATIVE		1	7	88%	8
HOLY NAME MEDICAL CENTER	1	6	1	13%	8
HARBORCHASE OF DR PHILLIPS		7	1	13%	8
ST LUKES ROOSEVELT LABORATORY		7	1	13%	8
CVS HEALTH MINUTE CLINIC		1	7	88%	8
MINUTE CLINIC LLC # 2033		7	1	13%	8
SURGOINSVILLE PHARMACY		8			8
FHCP-ORANGE CITY			8	100%	8
CVS SC7556POCT WEST COLUMBIA		8			8
SYLVESTER AT PLANTATION LABORATORY		7	1	13%	8
MINUTECLINIC DIAGNOSTIC OF OHIO #7790		6	2	25%	8
LEE PHYSICIAN GROUP COLLEGE POINT		8			8
PACIFICA SUNRISE☐			8	100%	8
JOHN T MATHER MEMORIAL HOSPITAL LABORATORY		7	1	13%	8
JUPITER CLINIC			8	100%	8
DSI MANAGEMENT LLC		8			8
MIAMI COMPREHENSIVE MEDICINE GROUP PA		4	4	50%	8

# COVID-19: testing by laboratory

Data through Mar 17, 2021 verified as of Mar 18, 2021 at 09:25 AM

Data in this report are provisional and subject to change.

The numbers in the table below represent the number of Florida and non-Florida residents for whom test results were received by the Department of Health. A person can be tested by more than one laboratory and can have both positive and negative results. **Therefore, the sum of the numbers in each column will be larger than the total number of people tested.**

Reporting lab	Inconclusive	Negative	Positive	Percent positive	Total
ALLINA HEALTH - ABBOTT NORTHWESTERN HOSPITAL		5	3	38%	8
MEDEXPRESS URGENT CARE - CLARKSBURG		7	1	13%	8
KENDALL REGIONAL MEDICAL CNTR			7	100%	7
PALM GARDEN OF SUN CITY			7	100%	7
MEDEXPRESS URGENT CARE - HOT SPRINGS		7			7
DELAWARE DEPARTMENT OF HEATH		6	1	14%	7
CVS MINUTE CLINIC DIAGNOSTIC MED GRP OF SAN		5	2	29%	7
PERSONAL PHYSICIAN CARE PA			7	100%	7
FLORIDA SCHOOL FOR THE DEAF AND THE BLIND			7	100%	7
WYOMING COUNTY COMMUNITY HOSPITAL LABORATORY		7			7
EMBRY-RIDDLE AERONAUTICAL UNIVERSITY HEALTH			7	100%	7
DOCTORS CLINICAL LABORATORY, INC		5	2	29%	7
MINUTECLINIC DIAGNOSTIC OF TN PC #643		5	2	29%	7
SUNCREST OMNI		7			7
NOVANT HEALTH INPATIENT CARE		2	5	71%	7
FHMG_FM AND IM AVALON PARK		2	5	71%	7
WELLMED AT BRANDON REGIONAL		5	2	29%	7
EXPRESS TEST			7	100%	7
CARESOUTH HHA HOLDINGS OF TALLAHASSEE LLC		7			7
FLORIDA HOSPITAL APOPKA		6	1	14%	7
NORTHDALREHABILITATION CENTER			7	100%	7
CHAPTERS HEALTH HOSPICE		7			7
GENTRY PARK ORLANDO ASSISTED LIVING		6	1	14%	7
CARDIOTHORACIC SURGERY OF HYDE PARK			7	100%	7
CVS NC5591POCT STATESVILLE		6	1	14%	7
PENINSULA CARE AND REHABILITATION CENTER			7	100%	7
PEDIATRICS URGENT CARE, LLC			7	100%	7
MINUTE CLINIC DIAGNOSTIC OF MICHIGAN PC		7			7
DOCTOR'S IN-HOUSE LAB/COMMUNITY HEALTH CENTERS OF PINELLAS -PINELLAS P			7	100%	7
CLAY PRIMARY & FAMILY CARE LLC			7	100%	7
SOUTH FLORIDA ENT ASSOCIATES, INC			7	100%	7
LIZS ADULT CARE		7			7
GULF COAST PEDIATRICS OF SARASOTA PA		1	6	86%	7
CRESTWOOD MEDICAL CENTER		5	2	29%	7
SCHOOL OF PHARMACY AND PHARMACEUTICAL		7			7
HOLY GARDEN ALF, INC.		7			7
WILDLIGHT LAB			7	100%	7
NORTH FLORIDA MEDICAL CENTERS INC		1	6	86%	7
MEDEXPRESS URGENT CARE - STAUNTON		3	4	57%	7
MINUTE CLINIC DIAGNOSTIC OF PENNSYLVANIA		7			7
MEDEXPRESS URGENT CARE - MIDLOTHIAN		6	1	14%	7
FAMILY MEDICINE MEDICAL DRIVE		7			7
MEDEXPRESS URGENT CARE, JOHNSTOWN		6	1	14%	7
MINUTE CLINIC LLC #4017		7			7
ABBNEY MANOR RETIREMENT RESIDENCE INC		7			7
SOUTH COM HEALTH CLINIC, DEPT. OF THE ARMY		7			7
MINUTE CLINIC OF KANSAS PA		3	4	57%	7

# COVID-19: testing by laboratory

Data through Mar 17, 2021 verified as of Mar 18, 2021 at 09:25 AM

Data in this report are provisional and subject to change.

The numbers in the table below represent the number of Florida and non-Florida residents for whom test results were received by the Department of Health. A person can be tested by more than one laboratory and can have both positive and negative results. **Therefore, the sum of the numbers in each column will be larger than the total number of people tested.**

Reporting lab	Inconclusive	Negative	Positive	Percent positive	Total
CARENOW URGENT CARE-MADISON		7			7
CVS PHARMACY #8800		5	2	29%	7
MEDEXPRESS URGENT CARE - FAYETTEVILLE		5	2	29%	7
YAZJI PEDIATRIC CARE LLC DBA TUKA PEDIATRICS			7	100%	7
EL PARAISO HOME INC		7			7
LONGWOOD FAMILY MEDICINE		1	6	86%	7
JUPITER ISLAND PUBLIC SAFETY		5	2	29%	7
SONORA QUEST LABORATORIES			7	100%	7
CVS OH2543POCT CANFIELD		5	2	29%	7
NEMOURS CHILDREN'S HOSPITAL			7	100%	7
MINUTECLINIC, LLC #1796		6	1	14%	7
ELLIS HOSPITAL LABORATORY		6	1	14%	7
FLORIDA DIGESTIVE AND LIVER SPECIALIST		7			7
VERMONT DEPARTMENT OF HEALTH		1	6	86%	7
MEDEXPRESS URGENT CARE - STATE COLLEGE		5	2	29%	7
LEPE'S HOUSE			7	100%	7
ADVENT HEALTH APOPKA		3	4	57%	7
BROOKDALE LAKE ORIENTA			7	100%	7
BIRMINGHAM VAMC		3	4	57%	7
GILCHRIST COUNTY FIRE DEPARTMENT		4	3	43%	7
MINUTECLINIC DIAGNOSTIC OF ILLINOIS		6	1	14%	7
MERCY HEALTH—MUSKEGON		6	1	14%	7
CARENOW URGENT CARE-SOUTHLAKE			7	100%	7
RELIANCE MEDICAL CENTER		5	2	29%	7
LEE COUNTY HEALTH DEPARTMENT		4	3	43%	7
COMMUNITY MEDICAL AND DENTAL CARE INC		7			7
SUPERIOR RESIDENCES AT CALA HILLS		7			7
PEDIATRICS OF CENTRAL FLORIDA		5	2	29%	7
HEARTLAND PEDIATRICS OF LAKE PLACID			7	100%	7
Florida Clinical Laboratory		1	6	86%	7
ECLRS		2	5	71%	7
MINUTECLINIC #2860		5	2	29%	7
RIVER OAKS TREATMENT CENTER			7	100%	7
LONG ISLAND JEWISH FOREST HILLS HOSPITAL		7			7
CITY OF SANFORD EMPLOYEE HEALTH AND		7			7
NORTHERN DUTCHESS HOSPITAL LABORATORY		5	2	29%	7
Thermopolis Rehabilitation Wellness		7			7
QUE		4	3	43%	7
ORLANDO FAMILY PHYSICIANS			7	100%	7
PENN MEDICINE PRINCETON MEDICAL CENTER		6	1	14%	7
AVON PARK PEDIATRICS			7	100%	7
MEDEXPRESS URGENT CARE - CULPEPER		7			7
SARAH LAWRENCE COLLEGE HEALTH SERVICES		7			7
MEDEXPRESS URGENT CARE-DUBOIS		7			7
LAWTON CHILES HEALTH CENTER		1	6	86%	7
LAKE PEDIATRICS			7	100%	7
PBC FOUNDPCARE INC			7	100%	7

# COVID-19: testing by laboratory

Data through Mar 17, 2021 verified as of Mar 18, 2021 at 09:25 AM

Data in this report are provisional and subject to change.

The numbers in the table below represent the number of Florida and non-Florida residents for whom test results were received by the Department of Health. A person can be tested by more than one laboratory and can have both positive and negative results. **Therefore, the sum of the numbers in each column will be larger than the total number of people tested.**

Reporting lab	Inconclusive	Negative	Positive	Percent positive	Total
UNIVERSITY OF WASHINGTON MEDICAL CENTER			7	100%	7
ORLANDO FAMILY MEDICAL INC		7			7
MC DIAGNOSTIC OF CONNECTICUT , PC # 3		5	2	29%	7
HEALTH CARE LABORATORY SERVICES		1	6	86%	7
FLORIDA CANCER SPECIALISTS & RESEARCH INSTITUTE		6	1	14%	7
EP LTC PHARMACY		5	2	29%	7
MODMD LABORATORY		7			7
DOTHAN WEST FAMILY MEDICINE		5	2	29%	7
BAYCARE MEDICAL GROUP		1	6	86%	7
CVS TX7827POCT ROUND ROCK		7			7
EASTERN FLORIDA STATE COLLEGE - PALM BAY CAMPUS□			7	100%	7
PANCARE HEALTH - HOSFORD SCHOOL			7	100%	7
Baptist Village Retirement Communities		7			7
MINUTECLINIC DIAG OF IND LLC #6998		6	1	14%	7
FLORIDA HOSPITAL KISSIMMEE		4	3	43%	7
MIAMI BEACH COMMUNITY HEALTH CENTER INC			7	100%	7
Parkside Villa		7			7
MANATEE PEDIATRICS			7	100%	7
URGENT CARE OF LONGWOOD			7	100%	7
DALLAS COUNTY HEALTH AND HUMAN SERVICES			7	100%	7
BETH ISRAEL MEDICAL CENTER LABS		7			7
SUNRISE SENIOR LIVING OF JACKSONVILLE			7	100%	7
MINUTECLINIC DIAG OF IND LLC #8651		6	1	14%	7
TRUE HEALTH DIAGNOSTICS		1	6	86%	7
CVS TX7162POCT HOUSTON		7			7
MEDEXPRESS URGENT CARE - MAPLE DRIVE		7			7
MINUTECLINIC DIAGNOSTIC OF NEVADA #87		4	3	43%	7
CVS MINUTE CLINIC, LLC #22		6	1	14%	7
GOLDMAN SACHS HEALTH CENTER	1	6			7
OCALA FAMILY MEDICAL CENTER		7			7
CITY OF TALLAHASSEE		7			7
ST. CLOUD PHARMACY AND WELLNESS CENTER		3	4	57%	7
IRL MARKET LAB			7	100%	7
KEYSTONE PLACE AT NAPLES PRESERVE		4	3	43%	7
BRADENTON PHYSICIANS MEDICAL CENTER			7	100%	7
WALGREENS #07936		6	1	14%	7
Lenox on the Lake			7	100%	7
MINUTECLINIC, LLC #03965		7			7
PEDIATRICS IN BREVARD-COCOA BEACH		2	5	71%	7
ORLANDO ORTHOPAEDIC CENTER		5	2	29%	7
LPG PRIMARY CARE AT COLONIAL CENTER DRIVE		6	1	14%	7
LYNMOORE,THE		7			7
COMPASSION PEDIATRICS		3	4	57%	7
SUPREME LABORATORY			7	100%	7
CVS MINUTE CLINIC DIAG OF IND LLC #5206		6	1	14%	7
VICTORIAN MANOR		2	5	71%	7
CVS CT1109POCT BETHEL		7			7

# COVID-19: testing by laboratory

Data through Mar 17, 2021 verified as of Mar 18, 2021 at 09:25 AM

Data in this report are provisional and subject to change.

The numbers in the table below represent the number of Florida and non-Florida residents for whom test results were received by the Department of Health. A person can be tested by more than one laboratory and can have both positive and negative results. **Therefore, the sum of the numbers in each column will be larger than the total number of people tested.**

Reporting lab	Inconclusive	Negative	Positive	Percent positive	Total
OPTUM PRIMARY CARE - FOUNTAIN OAKS		3	4	57%	7
KANSAS DEPARTMENT OF HEALTH		2	5	71%	7
BOCA BIOLISTICS LLC			7	100%	7
NYU WINTHROP HOSPITAL PATHOLOGY		7			7
GRAND VILLA OF SARASOTA		6	1	14%	7
Ocoee Health Care Center		7			7
WHEELER LABORATORY		6	1	14%	7
BALTIMORE CITY HEALTH DEPT COMMUNICABLE DISEASES AND EPIDEMIOLOGY			7	100%	7
MINUTECLINIC DIAGNOSTIC OF MAINE, LLC		5	2	29%	7
MEDEXPRESS URGENT CARE-PETERS TWP		6	1	14%	7
GRACE WELLNESS CENTER LLC		6	1	14%	7
HEALTH AND WELLNESS CENTER		1	6	86%	7
WOMENS CARE FLORIDA LLC		5	1	17%	6
FIRST COAST CARDIOVASCULAR INSTITUTE PA			6	100%	6
CITYMD		1	5	83%	6
GADSDEN COUNTY HEALTH DEPARTMENT			6	100%	6
MAXCARE CLINIC			6	100%	6
MINUTE-CLINIC DIAGNOSTIC OF VIRGINIA, LLC #794		5	1	17%	6
BENNETT PEDIATRICS		6			6
CVS GA2147POCT KENNESAW		5	1	17%	6
PLEASANTVILLE OF SEBASTIAN LLC			6	100%	6
ARLINGTON OF NAPLES INC, THE		6			6
BROWARD TRANSITIONAL CENTER			6	100%	6
THE CLINIC PREMISE HEALTH			6	100%	6
HUNTERS CREEK PEDIATRICS		6			6
MEDEXPRESS URGENT CARE - HUNTINGTON WE		6			6
CVS RI1717POCT 1 CVS DR			6	100%	6
GUIDANCE / CARE CENTER, INC		6			6
SELECT PHYSICIANS ALLIANCE		6			6
MINUTECLINIC DIAGNOSTIC OF GEORGIA, LL		5	1	17%	6
PRESBYTERIAN HOME		6			6
CONCENTRA URGENT CARE		2	4	67%	6
CVS SC4286POCT EASLEY		2	4	67%	6
MEDEXPRESS URGENT CARE - GLENDALE		6			6
MEDEXPRESS URGENT CARE - HOLLINS		6			6
Kroger 673 - The Little Clinic Dallas		5	1	17%	6
MEDEXPRESS URGENT CARE - RICHMOND, NINE MILE RD		5	1	17%	6
BETH ISRAEL DEACONESS MEDICAL CENTER			6	100%	6
MEDEXPRESS URGENT CARE - IRVING		6			6
TRANSPLANT GENOMICS INC (EUROFINS)		6			6
PHYSICIANS URGENT CARE BERRY FARMS		4	2	33%	6
DIXIE COUNTY EMERGENCY SERVICES			6	100%	6
PUBLIC HEALTH LAB		6			6
IVY ROSEN MD PLLC		6			6
SAINT PETER'S UNIVERSITY HOSPITAL		6			6
LUMADOC HEALTH		4	2	33%	6
ENTRUST IMMEDIATE CARE			6	100%	6



# COVID-19: testing by laboratory

Data through Mar 17, 2021 verified as of Mar 18, 2021 at 09:25 AM

Data in this report are provisional and subject to change.

The numbers in the table below represent the number of Florida and non-Florida residents for whom test results were received by the Department of Health. A person can be tested by more than one laboratory and can have both positive and negative results. **Therefore, the sum of the numbers in each column will be larger than the total number of people tested.**

Reporting lab	Inconclusive	Negative	Positive	Percent positive	Total
ST. LUCIE COUNTY HEALTH DEPARTMENT		4	2	33%	6
CVS TX8351POCT BEAUMONT		6			6
SARASOTA MEDICAL CENTER			6	100%	6
DANIEL M LIBBY MD PLLC		6			6
MERCY COLLEGE HEALTH OFFICE		6			6
LISTENING DOCTOR PLLC, THE		1	5	83%	6
CVS NATIONAL HARBOR MD2297714CV		6			6
CVS PA4077POCT BELLE VERNON		6			6
PANCARE HEALTH - ALTHA PUBLIC			6	100%	6
NORTH FLORIDA PEDIATRICS JASPER			6	100%	6
CVS DC1340POCT WASHINGTON		6			6
CAREWELL 301 - WARWICK			6	100%	6
PHYSICIANS FOR CHILDREN			6	100%	6
UT SOUTHWESTERN MEDICAL CENTER			6	100%	6
WATAUGA MEDICAL CENTER		4	2	33%	6
MINUTE CLINIC DIAG OF IND LLC #8674		6			6
QUICK CARE MED WALK IN AND URGENT CARE			6	100%	6
FRESENIUS KIDNEY CARE DUNEDIN			6	100%	6
MINUTECLINIC DIAGNOSTIC OF OHIO #3407		5	1	17%	6
BAYCARE ALLIANT HOSPITAL			6	100%	6
AMERICAN HEALTH ASSOC. LABORATORY SOUTH		4	2	33%	6
TULLAHOMA HMA, LLC		5	1	17%	6
MARQUESA MEDICAL		5	1	17%	6
TREASURE COAST URGENT & FAMILY CARE			6	100%	6
MINUTECLINIC DIAGNOSTIC OF KENTUCKY		6			6
MD NOW MEDICAL CENTER			6	100%	6
FAMILY CARE MEDICAL CENTER			6	100%	6
Advanced Care Center			6	100%	6
BROOKDALE CLERMONT			6	100%	6
TEXAS MEDCLINIC			6	100%	6
MINUTECLINIC MINUTECLINIC #8505		4	2	33%	6
PENN NURSING CENTER		6			6
ALBANY MEDICAL CENTER		5	1	17%	6
LEE MEMORIAL HEALTH SYSTEM D/B/A		4	2	33%	6
THE WINDSOR OF OCALA		2	4	67%	6
GUTHRIE MEDICAL GROUP LABORATORIES		6			6
UNILAB		2	4	67%	6
SUFFRIDGE DRIVE GROUP HOME		6			6
MEDEXPRESS URGENT CARE - ELM GROVE		5	1	17%	6
MEDICAL CENTER AT OCEAN REEF		1	5	83%	6
PANCARE HEALTH - KATE SMITH ELEMENTARY		1	5	83%	6
MINUTECLINIC DIAGNOSTIC OF VIRGINIA, LLC #255		6			6
LRHS Southeastern University		4	2	33%	6
CVS NJ2815POCT E BRUNSWICK		4	2	33%	6
JERSEY SHORE MEDICAL CENTER		6			6
CVS TX1104POCT ALLEN		6			6
ALL CHILDREN'S HOSPITAL		1	5	83%	6

# COVID-19: testing by laboratory

Data through Mar 17, 2021 verified as of Mar 18, 2021 at 09:25 AM

Data in this report are provisional and subject to change.

The numbers in the table below represent the number of Florida and non-Florida residents for whom test results were received by the Department of Health. A person can be tested by more than one laboratory and can have both positive and negative results. **Therefore, the sum of the numbers in each column will be larger than the total number of people tested.**

Reporting lab	Inconclusive	Negative	Positive	Percent positive	Total
PROGRESS PHARMACY INC		1	5	83%	6
DEPT OF VA MEDICAL CENTER - RICHMOND		5	1	17%	6
HOLLY HILL HOME INFUSION SERVICE		5	1	17%	6
RIVER CITY PRIMARY AND URGENT CARE			6	100%	6
SYNEXUS CLINICAL RESEARCH US INC		2	4	67%	6
TAMPA URGENT CARE			6	100%	6
MINUTECLINIC DIANOSTIC OF VIRGINA, LL		5	1	17%	6
LAKEVIEW TERRACE HOME HEALTH SERVICES LLC			6	100%	6
CVS IN6654POCT INDIANAPOLIS		5	1	17%	6
BAYSHORE POINTE NURSING AND REHAB CENTER			6	100%	6
SELECT PHYSICIANS ALLIANCE PL		6			6
AARK LABORATORY		6			6
CAMELLIA AT DEERWOOD		2	4	67%	6
PALMETTO HEALTH ALLIANCE		3	3	50%	6
MEDEXPRESS URGENT CARE-PITTSFIELD		6			6
MEDEXPRESS URGENT CARE MORGANTOWN		6			6
FLEET LANDING			6	100%	6
URGENT TEAM - HUNTSVILLE		5	1	17%	6
FLORIDA MEDICAL SPECIALISTS		2	4	67%	6
MEDEXPRESS URGENT CARE - YORK		3	3	50%	6
CAPITAL HEALTH PLAN LABORATORIES			6	100%	6
CDRX INFUSION			6	100%	6
CVS TN7289POCT SIGNAL MOUNTAIN		6			6
MINUTECLINIC DIAGNOSTIC OF TN PC #442		4	2	33%	6
BNR PHARMACY INC		6			6
CVS CT1123POCT SOUTHBURY		6			6
CVS TX4397POCT CYPRESS		6			6
UT MEMPHIS UNIVERSITY HEALTH SERVICES			6	100%	6
ENIGMA DIAGNOSTIC, INC.			6	100%	6
GLEN FALLS HOSPITAL DEPARTMENT OF PATHOLOGY		6			6
DR. PHILLIPS MEDICAL WELLNESS CENTER		3	3	50%	6
THE PALMS REHABILITATION AND HEALTHCARE CENTER		5	1	17%	6
FAMILY TREE PRIMARY CARE		5	1	17%	6
PALM HARBOR DERMATOLOGY		4	2	33%	6
CURATIVE CARE CENTER INC		1	5	83%	6
NU WAVE MEDICAL CENTER			6	100%	6
CVS MO8556POCT KANSAS CITY		5	1	17%	6
CLINICAL CARE ASSOCIATES			6	100%	6
MEDEXPRESS URGENT CARE - TARENTUM		5	1	17%	6
NORTHEAST ALABAMA REGIONAL MEDICAL CENTER		3	3	50%	6
MEDEXPRESS URGENT CARE - MT LEBANON		4	2	33%	6
RANDOLPH DIABETES AND WELLNESS		5	1	17%	6
SOUTHEAST GEORGIA HEALTH SYSTEM, INC D		6			6
PARTNERS PHARMACY OF FLORIDA LLC		6			6
SANDGATE GARDENS REHAB & NURSING CENTER		3	3	50%	6
MINUTECLINIC, LLC #03268		5	1	17%	6
HARMONIOUS HOME HEALTH, LLC		6			6

# COVID-19: testing by laboratory

Data through Mar 17, 2021 verified as of Mar 18, 2021 at 09:25 AM

Data in this report are provisional and subject to change.

The numbers in the table below represent the number of Florida and non-Florida residents for whom test results were received by the Department of Health. A person can be tested by more than one laboratory and can have both positive and negative results. **Therefore, the sum of the numbers in each column will be larger than the total number of people tested.**

Reporting lab	Inconclusive	Negative	Positive	Percent positive	Total
AMERICAN EAGLE LEESBURG AL LLC DBA VISTA LAKE			6	100%	6
DOCTORS EXPRESS OF ST PETERSBURG			6	100%	6
ALLEGRO FLEMING ISLAND		1	5	83%	6
BOCA VIPEDIATRICS			6	100%	6
ATLANTIC COMMUNITY HIGH SCHOOL		5	1	17%	6
LEWIS COUNTY MANOR		6			6
MINUTE CLINIC LLC #6765		6			6
ARLINGTON OF NAPLES		6			6
CONCENTRA			6	100%	6
FLORIDA WOMAN CARE LABORATORY			6	100%	6
INTERNAL MEDICINE LIPID AND WELNNESS PRACTICE			6	100%	6
FLORIDA PREMIER MEDICAL CARE PA			6	100%	6
FLORIDA DEPARTMENT OF HEALTH IN MIAMI DADE COUNTY		5	1	17%	6
VIERA PEDIATRICS		1	5	83%	6
ACM MEDICAL LABORATORY ALLIANCE		4	2	33%	6
URGENT CARE HOUSECALLS PA		5	1	17%	6
CARESOUTH HHA HOLDINGS OF THE BAY AREA LLC		6			6
CVS NC6402POCT DAVIDSON		4	2	33%	6
TAMIAMI LAB MILLENIUM			6	100%	6
CVS MD2956POCT NEW MARKET		5	1	17%	6
WIREGRASS MEDICAL CENTER			6	100%	6
BETHESDA COMMUNITY HEALTH CENTER			6	100%	6
CENTRAL FLORIDA PRIMARY CARE			6	100%	6
Northwell Lab		2	4	67%	6
MEDLAB INC		6			6
LOUISIANA DEPT OF HEALTH			6	100%	6
CAPE CORAL URGENT CARE		3	3	50%	6
Rutgers Health Rwj University Hospital - Laboratory		3	3	50%	6
XPRESS URGENT CARE LLC		6			6
ASCENSION ST VINCENT'S CLAY COUNTY			6	100%	6
SV DIAGNOSTIC LAB			6	100%	6
MINUTECLINIC DIAGNOSTIC OF SC, LLC #7		4	2	33%	6
ST CHARLES BEND LABORATORY		5	1	17%	6
PATHGROUP LABS, LLC		4	2	33%	6
MINUTECLINIC DIAGNOSTIC MED GRP OF CA		5	1	17%	6
PR HEALTH		1	5	83%	6
MEDEXPRESS URGENT CARE - BLUEFIELD		5	1	17%	6
FLORIDA DEPARTMENT OF HEALTH IN SARASOTA COUNTY		5	1	17%	6
DEPARTMENT OF HEALTH AND HUMAN SERVICES STATE OF NEW HAMPSHIRE			6	100%	6
BROWARD COUNTY HEALTH DEPT.			6	100%	6
SUMTER COUNTY HEALTH DEPARTMENT		1	5	83%	6
MIAMI RESCUE MISSION CLINIC INC			6	100%	6
COMPASSION PEDIATRIC URGENT CARE LLC		2	4	67%	6
TERRACINA LLC		1	5	83%	6
MEDEXPRESS URGENT CARE - PRINCETON		5	1	17%	6
CVS GA2108POCT NORCROSS		4	2	33%	6
ANTHONY-BROWN PHARMACY		6			6

# COVID-19: testing by laboratory

Data through Mar 17, 2021 verified as of Mar 18, 2021 at 09:25 AM

Data in this report are provisional and subject to change.

The numbers in the table below represent the number of Florida and non-Florida residents for whom test results were received by the Department of Health. A person can be tested by more than one laboratory and can have both positive and negative results. **Therefore, the sum of the numbers in each column will be larger than the total number of people tested.**

Reporting lab	Inconclusive	Negative	Positive	Percent positive	Total
URGENT TEAM - MUSCLE SHOALS		6			6
MARSHALL MEDICAL CENTER SOUTH LAB		5	1	17%	6
CITIZENS BAPTIST MEDICAL CENTERS LAB		5	1	17%	6
GRACE REHABILITATION CENTER OF VERO BEACH		4	2	33%	6
WG WINDSOR WOODS SH LLC		6			6
INTERVENTIONAL REHABILITATION OF SOUTH FLORIDA			6	100%	6
TIMBER CREEK PEDIATRICS		6			6
MAXHEALTH		5	1	17%	6
SOUTHEASTERN DERMATOLOGY GROUP PA		5	1	17%	6
CHILDREN'S HOSPITAL OF PHILADELPHIA		5	1	17%	6
Centrastate Medical Center		5	1	17%	6
CVS OH3301POCT WOODMERE		6			6
TERENCE B MITCHELL MD, INC		2	4	67%	6
MINUTECLINIC MINUTECLINIC #4977		4	2	33%	6
UNILAB OF DADE INC			6	100%	6
ELITE MD GROUP INC		2	4	67%	6
PROHEALTH MED		1	5	83%	6
CVS NC3319POCT CHARLOTTE		4	2	33%	6
MINUTECLINIC LLC #5041		2	4	67%	6
AHC Decatur County		5			5
INFECTION CONTROL/ EMPHEALTH		3	2	40%	5
ALL CHILDREN'S HOSPITAL DEPT OF GENERAL PEDIATRICS			5	100%	5
SCOTTS PHARMACY		5			5
EGL GENETICS DIAGNOSTICS			5	100%	5
ARC POINT LABS OF AUSTIN NORTH			5	100%	5
LIVING WATERS MEDICAL CENTER			5	100%	5
MEDEXPRESS - COLLINSVILLE BELT LINE		3	2	40%	5
OCCMED SOLUTIONS		2	3	60%	5
CVS OH3458POCT BEAVERCREEK		5			5
FOUNDCARE, INC			5	100%	5
URGENT CARE COASTAL GA			5	100%	5
FHPG FAMILY MEDICAL CENTER OF TAMPA BAY		1	4	80%	5
VA Primary Care Clinic at Meharry		4	1	20%	5
CVS SC2736POCT MURRELLS INLET		4	1	20%	5
BAYSHORE LABORATORY		4	1	20%	5
FRESENIUS MEDICAL CARE			5	100%	5
QUINTON MEMORIAL HEALTH CARE CENTER		5			5
STUYVESANT URGENT CARE		5			5
CARENOW URGENT CARE - CENTRAL AUSTIN		1	4	80%	5
CVS NC2771POCT CLAYTON		4	1	20%	5
MCKENZIE-WILLAMETTE MEDICAL CENTER LAB		5			5
WEST PACIFIC MEDICAL LABORATORY			5	100%	5
GREENVILLE MEMORIAL HOSPITAL LAB			5	100%	5
KEYSTONE REHABILITATION AND HEALTH CENTER		1	4	80%	5
BAPTIST HEALTH - TOWN CENTER			5	100%	5
TALLAHASSEE MEMORIAL HEALTHCARE			5	100%	5
GULF COAST VETERANS HCS PANAMA CITY OPC		5			5

# COVID-19: testing by laboratory

Data through Mar 17, 2021 verified as of Mar 18, 2021 at 09:25 AM

Data in this report are provisional and subject to change.

The numbers in the table below represent the number of Florida and non-Florida residents for whom test results were received by the Department of Health. A person can be tested by more than one laboratory and can have both positive and negative results. **Therefore, the sum of the numbers in each column will be larger than the total number of people tested.**

Reporting lab	Inconclusive	Negative	Positive	Percent positive	Total
WALGREENS #10972	1	4			5
CVS MI8049POCT WATERFORD		4	1	20%	5
NORTH SHORE HEMATOLOGY-ONCOLOGY ASSOCIATES, PC		5			5
PM PEDIATRICS OF SELDEN		3	2	40%	5
OHIO DEPARTMENT OF HEALTH			5	100%	5
OPTUMCARE FLORIDA, LLC		3	2	40%	5
PINECREST PEDIATRICS GROUP LLC			5	100%	5
GENESIS FAMILY PRACTICE		3	2	40%	5
BAPTIST HOSPITAL EMPLOYEE HEALTH OFF			5	100%	5
UNIVERSITY OF MIAMI / SCCC RESEARCH LABORATORY			5	100%	5
SIGNATURE URGENT CARE			5	100%	5
MORGAN STANLEY HEALTH CENTER		5			5
RIO PINAR HEALTH CARE			5	100%	5
PEDIATRICS OF ALTAMONTE		5			5
COVID TESTING LLC			5	100%	5
CVS MA1852POCT MEDWAY		5			5
SHEEPSHEAD BAY URGENT CARE		5			5
ADVANCED URGENT CARE OF MARATHON		1	4	80%	5
BOROPARK URGENT CARE		4	1	20%	5
CVS OH3080POCT HUBER HEIGHTS		5			5
CFP PHYSICIANS GROUP			5	100%	5
CLINICAL CARE INC			5	100%	5
WOODHULL MEDICAL AND MENTAL HEALTH CTR		5			5
RIVERVIEW ALF OPERATOR LLC			5	100%	5
PHYSICIANS IMMEDIATE CARE ELGIN			5	100%	5
URGENT CARE OF ERWIN		5			5
LABCORP UNSPECIFIED		5			5
INNOVATIVE COVID-DIVERSEY			5	100%	5
MEDEXPRESS URGENT CARE-NESHANNOCK TWP		4	1	20%	5
UF HEALTH PATHOLOGY LABORATORIES			5	100%	5
PAUL GRECO MD CONCIERGE MEDICAL SERVICES PL		5			5
UCF STUDENT HEALTH SERVICES LABORATORY		2	3	60%	5
MINUTE CLINIC DIAGNOSTIC OF VIRGINIA, LLC #7543		5			5
CVS NC7213POCT MATTHEWS		5			5
VEIL VALLEY MEDICAL CENTER			5	100%	5
OCHSNER MEDICAL CENTER			5	100%	5
PEDIATRIC URGENT HEALTH CARE			5	100%	5
SOUTHERN OCEAN MEDICAL CENTER		5			5
MINUTE CLINIC DIAGNOSTIC MED GRP		4	1	20%	5
ELITE CARE			5	100%	5
CHAMPLAIN VALLEY PHYSICIANS HOSPITAL		3	2	40%	5
Kroger 449 - The Little Clinic Mountain Park		4	1	20%	5
DIAGNOSTECHS		4	1	20%	5
JOE DIMAGGIO CHILDREN'S HOSPITAL		1	4	80%	5
CVS SC5479POCT INDIAN LAND		5			5
UPMC HEALTH SYSTEM		4	1	20%	5
CENTREX CLINICAL LABS INC		5			5



# COVID-19: testing by laboratory

Data through Mar 17, 2021 verified as of Mar 18, 2021 at 09:25 AM

Data in this report are provisional and subject to change.

The numbers in the table below represent the number of Florida and non-Florida residents for whom test results were received by the Department of Health. A person can be tested by more than one laboratory and can have both positive and negative results. **Therefore, the sum of the numbers in each column will be larger than the total number of people tested.**

Reporting lab	Inconclusive	Negative	Positive	Percent positive	Total
COVID RAPID LABS			5	100%	5
Kroger 099 - The Little Clinic Fort Collins		5			5
MINUTECLINIC DIAGNOSTICS OF IND LLC		2	3	60%	5
WESTMINSTER SHORES			5	100%	5
MINUTECLINIC DIAGNOSTIC OF NORTH CAROLINA PC #7054		4	1	20%	5
ABSOLUTE HEALTH		5			5
EAST BANK HOSPITAL - UNIVERSITY OF MINNESOTA MEDICAL CENTER			5	100%	5
ADVENTHEALTH CELEBRATION EMPLOYEE CLINIC		5			5
REDMED OF CROSSTOWN		2	3	60%	5
ADVANCED PEDIATRICS OF BOCA LLC			5	100%	5
LABS PLUS LLC		5			5
SJH			5	100%	5
NOVADX		2	3	60%	5
CVS MD1881POCT DUNKIRK		5			5
JUPITER ISLAND MEDICAL CLINIC INC		5			5
REHABILITATION CENTER AT JUPITER GARDENS		5			5
MEDEXPRESS URGENT CARE SHADYSIDE		4	1	20%	5
SUNSHINE STATE DIALYSIS			5	100%	5
CLEVELAND CLINIC MARTIN HEALTH NURSING & RESTORATIVE		5			5
TRUSTBRIDGE			5	100%	5
CVS TN2179POCT MURFREESBORO		5			5
RUSH UNIVERSITY MEDICAL CENTER LABORATORY			5	100%	5
QHG OF ENTERPRISE INC (DBA MEDICAL CTR		5			5
HELIX KH UC			5	100%	5
WEST DADE PEDIATRICS			5	100%	5
MINUTECLINIC DIAGNOSTIC OF SC, LLC #4		5			5
MEDEXPRESS URGENT CARE MURRYSVILLE		3	2	40%	5
KETTERING HEALTH			5	100%	5
PATIENT FIRST - LEESBURG			5	100%	5
MEDEXPRESS URGENT CARE-HERSHEY		4	1	20%	5
CAREHERE LCS- EUSTIS			5	100%	5
CELEBRATION PEDIATRICS PA			5	100%	5
CVS TN7698POCT KNOXVILLE		5			5
FLORIDA DEPARTMENT OF HEALTH SEMINOLE COUNTY		1	4	80%	5
AEL KNOXVILLE			5	100%	5
THE DOCTORS CENTER HEALTHCARE-SOUTHSIDE		1	4	80%	5
FLORIDA HOSPITAL LAKE MARY		5			5
MIAMI MEDICAL CONSULTANT PA			5	100%	5
DOMINICAN COLLEGE STUDENT HEALTH CENTE		5			5
MEDEXPRESS URGENT CARE - FREDERICK		5			5
FRANCES WARDE MEDICAL LABORATORY		2	3	60%	5
CVS GA3766POCT DACULA		3	2	40%	5
ST BARNABAS HOSPITAL		5			5
HILLSBOROUGH COUNTY HEALTH DEPARTMENT			5	100%	5
UW MEDICINE VIROLOGY LAB			5	100%	5
AUGUSTA HEALTH			5	100%	5
SANTOS REHABILITATION CENTER INC			5	100%	5

# COVID-19: testing by laboratory

Data through Mar 17, 2021 verified as of Mar 18, 2021 at 09:25 AM

Data in this report are provisional and subject to change.

The numbers in the table below represent the number of Florida and non-Florida residents for whom test results were received by the Department of Health. A person can be tested by more than one laboratory and can have both positive and negative results. **Therefore, the sum of the numbers in each column will be larger than the total number of people tested.**

Reporting lab	Inconclusive	Negative	Positive	Percent positive	Total
FORSYTH HOUSE			5	100%	5
SUTTER TRACY COMMUNITY HOSPITAL			5	100%	5
Walker BaptistMedCtr		4	1	20%	5
THE LITTLE CLINIC			5	100%	5
APOLLO GARDENS RETIREMENT RESIDENCE CARE		5			5
INTERNAL MEDICINE & PRIMARY CARE ASSOCIATES, PLC			5	100%	5
INDIANA STATE DEPARTMENT OF HEALTH LABORATORIES			5	100%	5
CVS TX5877POCT PEARLAND		5			5
BOONE DRUG & HEALTHCARE AT DEERFIELD			5	100%	5
CVS CA9113POCT CHULA VISTA		5			5
DAVENPORT PEDIATRICS PA		1	4	80%	5
CUMBERLAND HEIGHTS		5			5
DEPARTMENT OF HEALTH AND HUMAN SERVICES LANSING			5	100%	5
MINUTECLINIC # 21110		3	2	40%	5
COPELAND MEDICAL CLINIC		3	2	40%	5
CELERION			5	100%	5
INDIAN RIVER PRIMARY CARE PA		5			5
LAKE COUNTY DETENTION CENTER		3	2	40%	5
CARL R DARNALL ARMY MEDICAL CENTER			5	100%	5
PRL NYC PANDEMIC RESPONSE LAB			5	100%	5
MINUTECLINIC, LLC #09202		4	1	20%	5
HENDRY REGIONAL CONVENIENT CARE CENTER			5	100%	5
LAKE NONA PEDIATRICS IN ASSOCIATION WITH NEMOURS		5			5
CVS MINUTE CLINIC DIAGNOSTIC OF KANSAS, PA		5			5
WATERTOWN URGENT CARE PLLC		5			5
DICKSON MEDICAL ASSOCIATES PC PATH LAB		4	1	20%	5
Life Care Center of Estero			5	100%	5
MINUTE CLINIC DIAGNOSTIC OF VIRGINIA, LLC #1905		5			5
FHPG_EXP CARE PALM HARBOR			5	100%	5
ADVENTHEALTH CAR CENTER APOPKA			5	100%	5
AHF PUBLIC HEALTH LABORATORY			5	100%	5
BIOTECH CLINICAL LABORATORY			5	100%	5
XRL SXF REF LAB		5			5
FLORIDA PRIMARY & SPECIALTY CARE		5			5
LAFAYETTE NURSING AND REHAB			5	100%	5
LAKE MARY HEALTH AND REHABILITATION CENTER		1	4	80%	5
Kennedy University Hospital		5			5
CYPRESS CREEK MEDICAL CENTER			5	100%	5
WINKLER COURT		4	1	20%	5
FRESENIUS KIDNEY CARE SOUTH ORLANDO			5	100%	5
MINUTECLINIC 7196		4	1	20%	5
JOSEF SCHENKER, MD, PC		5			5
RELIANT IMMUNE DIAGNOSTICS			5	100%	5
PRINCIPLE HOSPICE SERVICE, LLC			5	100%	5
ADVICE FOR OPTIMAL WELLNESS		2	3	60%	5
JOHN T MACKAY MD			5	100%	5
MEDEXPRESS URGENT CARE - WEIRTON		5			5

# COVID-19: testing by laboratory

Data through Mar 17, 2021 verified as of Mar 18, 2021 at 09:25 AM

Data in this report are provisional and subject to change.

The numbers in the table below represent the number of Florida and non-Florida residents for whom test results were received by the Department of Health. A person can be tested by more than one laboratory and can have both positive and negative results. **Therefore, the sum of the numbers in each column will be larger than the total number of people tested.**

Reporting lab	Inconclusive	Negative	Positive	Percent positive	Total
PRECISION LABS LLC		2	3	60%	5
ARKANSAS DEPARTMENT OF HEALTH			5	100%	5
The Grand at Rome Nursing and Rehabilitation		5			5
AMERICAN MEDICAL RESPONSE - DENVER		2	3	60%	5
NELSON BIOLOGICAL			5	100%	5
CVS GA2236POCT WOODSTOCK		5			5
ENT AND ALLERGY ASSOCIATES OF FLORIDA, LLC			5	100%	5
MINUTE CLINIC, LLC #1434		5			5
MOULTRIE CREEK NURSING AND REHAB			5	100%	5
LAKEVIEW HEALTHCARE SYSTEM LLC			5	100%	5
MEDEXPRESS URGENT CARE-MUNCIE		5			5
FLORIDA CLINICAL LABORATORY - BIOREFERENCE LABORATORIES		2	3	60%	5
FLORIDA PRIMARY CARE AND SPORTS MEDICINE INC		2	3	60%	5
HAWTHORNE HEALTH AND REHABILITATION			5	100%	5
COMMONS AT ORLANDO LUTHERAN TOWERS SNF			5	100%	5
CVS GA7064POCT STOCKBRIDGE		5			5
CALIFORNIA DEPARTMENT OF PUBLIC HEALTH		1	4	80%	5
JACKSON SOUTH COMMUNITY HOSPITAL LAB			5	100%	5
DOCS URGENT CARE		1	4	80%	5
LEVY COUNTY SHERIFF'S DEPT			5	100%	5
CVS NV408817POCT LAS VEGAS		1	4	80%	5
SCIENCE CARE			5	100%	5
LEHIGH REGIONAL MEDICAL CENTER LABORATORY		3	2	40%	5
QUEENS UNIVERSITY OF CHARLOTTE		5			5
FLORIDA HEALTHCARE OF ORLANDO			5	100%	5
CVS NC3853POCT BURLINGTON		4	1	20%	5
PM PEDIATRICS OF BAYSIDE PLLC		5			5
STEBEN COUNTY PUBLIC HEALTH		5			5
GENTLE HANDS MOBILE PHLEBOTOMY			5	100%	5
FAMILY TREE DNA			5	100%	5
COOPER HOSPITAL/UNIVERSITY MEDICAL		5			5
TANNER MEDICAL CENTER EAST AL		5			5
MCR HEALTH LAWTON CHILES ADMINISTRATION STE A		1	4	80%	5
PIEDMONT HOSPITAL LAB			5	100%	5
NORTH DADE NURSING AND REHABILITATION CENTER			5	100%	5
CVS MD4371POCT OCEAN CITY		5			5
FLAGLER HEALTH SERVICES INC			5	100%	5
COLUMBIA MEMORIAL HOSPITAL LABORATORY		5			5
EXPICARE NURSING AGENCY, INC		5			5
BEACH HOUSE		5			5
CVS HEALTH, #1994		4	1	20%	5
CVS MA957POCT WEST SPRINGFIELD		5			5
MINUTE CLINIC, LLC #4650		5			5
CVS OH3476POCT TIPP CITY		5			5
THE CLINIC OF PEDIATRICS & GI MEDICINE, INC			5	100%	5
MANATEE COUNTY JAIL		4	1	20%	5
EASTCHESTER PEDIATRIC MEDICAL GROUP		5			5

# COVID-19: testing by laboratory

Data through Mar 17, 2021 verified as of Mar 18, 2021 at 09:25 AM

Data in this report are provisional and subject to change.

The numbers in the table below represent the number of Florida and non-Florida residents for whom test results were received by the Department of Health. A person can be tested by more than one laboratory and can have both positive and negative results. **Therefore, the sum of the numbers in each column will be larger than the total number of people tested.**

Reporting lab	Inconclusive	Negative	Positive	Percent positive	Total
HAVEN HOSPICE IN CHIEFLAND			5	100%	5
Enterprise Health and Rehabilitation Center		5			5
MINUTECLINIC DIAGNOSTIC OF TN, PC 6304		3	2	40%	5
STATEN ISLAND CHAI CARE		5			5
PRECISION DIAGNOSTICS INC - NJ		5			5
MONROE COUNTY FIRE RESCUE		5			5
MEASE CONTINUING CARE		3	2	40%	5
HERNANDO PASCO HOSPICE INC		4	1	20%	5
QUEST DIAGNOSTICS PSC		1	4	80%	5
MEDEXPRESS URGENT CARE - LOGAN		5			5
SOUTH FLORIDA FAMILY HEALTH & RESEARCH CTR			5	100%	5
CVS PA2582POCT SPRINGFIELD		3	2	40%	5
PROVIDENCE LABORATORY SERVICES		5			5
OURMED		4	1	20%	5
CVS TX2263POCT SAN ANTONIO		5			5
BROOKDALE NEW PORT RICHEY			5	100%	5
URGENT MED INC		3	2	40%	5
MINUTECLINIC, LLC #1431		4	1	20%	5
MINUTECLINIC DIAGNOSTIC OF PENNSYLVANIA, LLD #1545		5			5
CHIEFLAND MEDICAL CENTER		1	4	80%	5
RURAL HEALTH CARE INC			5	100%	5
MINNESOTA DEPARTMENT OF HEALTH PUBLIC HEALTH LABORATORY DIVISION	1		4	80%	5
WHITE WILSON MEDICAL CENTER - FWB		1	4	80%	5
MID - FLORIDA PATHOLOGY LLC		1	4	80%	5
PUTNAM HOSPITAL CENTER LABORATORY		5			5
UNIVERISTY OF MEMPHIS ATHLETIC TRAINI		5			5
DISCOVERY VILLAGE AT STUART		2	3	60%	5
PELICAN LANDING		1	4	80%	5
NOVANT HEALTH UVA		2	3	60%	5
MEDEXPRESS URGENT CARE - BECKLEY CROSS		4	1	20%	5
ST JOHNS BIOMEDICAL LAB		5			5
MIZELL MEMORIAL HOSPITAL			5	100%	5
OHSU MOLECULAR MICROBIOLOGY LAB		4	1	20%	5
ATLANTIC SURGERY CENTER OF JACKSONVILLE BEACH		5			5
MD NOW MEDICAL CENTER INC			5	100%	5
MINUTECLINIC, DIAGNOSTIC OF TEXAS, LL		4	1	20%	5
MINUTECLINIC DIAGNOSTIC OF KANSAS PA		5			5
MEDEXPRESS URGENT CARE - WILLIAMSPORT		4	1	20%	5
LPG PEDIATRICS AT CAPE CORAL		5			5
ALPHADERA LABS, LLC			5	100%	5
CVS PA233POCT NEWTOWN SQUARE		5			5
PREMIER FAMILY HEALTH PA			5	100%	5
THE UNIVERSITY OF VERMONT MEDICAL CENTER		4	1	20%	5
OMNICARE PHARMACY OFTEXAS 1, LP DBA OMNICARE		5			5
CVS MA2172POCT NORTH GRAFTON		5			5
MEDEXPRESS URGENT CARE PORT HURON		4	1	20%	5
UNIVERSITY OF CHICAGO MEDICAL CENTER LAB			5	100%	5

# COVID-19: testing by laboratory

Data through Mar 17, 2021 verified as of Mar 18, 2021 at 09:25 AM

Data in this report are provisional and subject to change.

The numbers in the table below represent the number of Florida and non-Florida residents for whom test results were received by the Department of Health. A person can be tested by more than one laboratory and can have both positive and negative results. **Therefore, the sum of the numbers in each column will be larger than the total number of people tested.**

Reporting lab	Inconclusive	Negative	Positive	Percent positive	Total
MINUTE CLINIC DIAGNOSTIC OF NORTH CAROLINA		5			5
SEASIDE MANOR			5	100%	5
MOUNT SINAI BROOKLYN LABORATORY		4	1	20%	5
MINUTECLINIC DIAGNOSTIC OF RHODE ISLAN		5			5
FINLAY		1	4	80%	5
NORTHEAST PEDIATRICS			5	100%	5
QUALITY MEDICAL CARE			5	100%	5
FIFTH AVENUE PEDIATRICS		3	2	40%	5
MINUTECLINIC MINUTECLINIC #921		5			5
URGENT TEAM - NASHVILLE		5			5
FLORIDA DEPARTMENT OF HEALTH - INVERNESS		3	2	40%	5
WAKEMED		1	4	80%	5
MINUTECLINIC, LLC #7139		5			5
BROWNE MEDICAL LLC		3	2	40%	5
PEDIATRICS OF CENTRAL FLORIDA – POINCIANA		3	2	40%	5
SONATA VERO BEACH		5			5
BLUETAIL MEDICAL GROUP, LLC		4	1	20%	5
MEDICAL CENTER OF BLOUNTSTOWN			5	100%	5
CITY OF WEST PALM BEACH EMPLOYEE & FAMILY HEALTH		5			5
MASSASHUSETTS STATE LAB INSTITUTE		2	3	60%	5
Army Residence Community		5			5
LIFEPLUS HEALTHCARE GROUP INC		5			5
CVS OH6123POCT CINCINNATI		4	1	20%	5
MIAMI CANCER INSTITUTE			5	100%	5
MINUTECLINIC DIAGNOSTIC OF OHIO #4401		5			5
WILSON PEDIATRICS			5	100%	5
TESTD			5	100%	5
CVS SC5550POCT CLOVER		4	1	20%	5
NORTHPORT MEDICAL CENTER LAB		5			5
COMPUNET CLINICAL LAB			5	100%	5
CELEBRATION PEDIATRICS			4	100%	4
CAPTAIN JAMES A. LOVELL FEDERAL HEALTHCARE CENTER			4	100%	4
GENUS DIAGNOSTICS			4	100%	4
PANCARE HEALTH YOUNGSTOWN			4	100%	4
FAMILY MEDICINE AT WATERMAN		4			4
TAPESTRY TALLAHASSEE WALDEN		4			4
Kroger 125 - The Little Clinic Castle Rock		3	1	25%	4
CHIPOLA QUICK CARE		1	3	75%	4
PATIENT FIRST - ALLENTOWN			4	100%	4
MEDEXPRESS URGENT CARE- FORT WORTH N T		4			4
DISCOVERY VILLAGE AT DEERWOOD			4	100%	4
WYOMING PUBLIC HEALTH LAB			4	100%	4
MEDEXPRESS URGENT CARE - WAXAHACHIE, N HIGHWAY 77		2	2	50%	4
INTERMARKET FACILITY			4	100%	4
REGIONAL MEDICAL LAB			4	100%	4
SOUTH FLORIDA RESEARCH ORGANIZATION			4	100%	4
FLORIDA MEDICAL ASSOCIATES LLC			4	100%	4



# COVID-19: testing by laboratory

Data through Mar 17, 2021 verified as of Mar 18, 2021 at 09:25 AM

Data in this report are provisional and subject to change.

The numbers in the table below represent the number of Florida and non-Florida residents for whom test results were received by the Department of Health. A person can be tested by more than one laboratory and can have both positive and negative results. **Therefore, the sum of the numbers in each column will be larger than the total number of people tested.**

Reporting lab	Inconclusive	Negative	Positive	Percent positive	Total
PRINCETON BMC LABORATORY		4			4
BARTON MEMORIAL HOSPITAL		3	1	25%	4
CONSULATE HEATH CARE AT WEST ALTAMONTE			4	100%	4
Grace Rehabilitation of Vero Beach		4			4
DEPARTMENT OF PATHOLOGY ROME MEMORIAL		3	1	25%	4
ManorCare Rehabilitation Center- Decatur		4			4
IMIC INC RESEARCH			4	100%	4
OPTUM OF RED ROAD		4			4
KENTUCKY CABINET FOR HEALTH AND FAMILY SERVICES			4	100%	4
UNIVERSITY OF WASHINGTON MEDICAL CENTER (UWMC) EMERGENCY DEPT.			4	100%	4
MD ANDERSON CANCER CENTER DI BAY AREA			4	100%	4
CORTLAND REGIONAL MEDICAL CENTER		4			4
CVS TX7821POCT LEAGUE CITY		4			4
PANCARE HEALTH - PONCE DE LEON			4	100%	4
CARENOW URGENT CARE - WINTER SPRINGS		3	1	25%	4
MINUTECLINIC DIAGNOSTIC OF VIRGINIA, LLC #1656		4			4
NEMOURS CHILDREN'S CLINIC			4	100%	4
THE OASIS ALF		4			4
Heartland of Boynton Beach			4	100%	4
Kroger 124 - The Little Clinic University		3	1	25%	4
FLORIDA HOSPITAL ALTAMONTE		2	2	50%	4
SOUTH FLORIDA PEDIATRIC PARTNERS			4	100%	4
PEACEHEALTH LABORATORIES		3	1	25%	4
OVIEDO CHILDRENS HEALTH CENTER LLC		1	3	75%	4
CVS MD1515POCT LEONARDTOWN		3	1	25%	4
BELLIN HEALTH LAB		1	3	75%	4
THE RETREAT AT PORT ORANGE			4	100%	4
FISHERMEN'S HOSPITAL			4	100%	4
RIVER CITY MEDICAL ASSOCIATES INC			4	100%	4
BIOTEST PLASMA CENTER		4			4
WEXFORD HEALTH SOURCES INC		4			4
ST JOSEPH'S HOSPITAL NORTH LABORATORY			4	100%	4
MEDEXPRESS URGENT CARE - SOMERSET TOWNSHIP		4			4
CVS NC3803POCT MOORESVILLE		4			4
Metro West Nursing and Rehab			4	100%	4
MINUTECLINIC DIAGNOSTIC MED GRP OF ORA		3	1	25%	4
MINUTECLINIC DIAGNOSTIC OF WISCONSIN, LLC		4			4
FAMILY MEDICAL CLINIC HOMESTEAD, LLC			4	100%	4
DYNACARE LABORATORIES			4	100%	4
MONTANA DEPARTMENT OF PUBLIC HEALTH & HUMAN SERVICES			4	100%	4
SOUTHLAND SUITES OF LAKELAND			4	100%	4
CVS NJ862POCT MARLBORO		4			4
CHILDREN'S MEDICAL GROUP		4			4
MEDEXPRESS URGENT CARE - MARKHAM STREE		3	1	25%	4
BETHPAGE EXTENDED HOURS CENTER		4			4
CVS MO10053POCT SAINT PETERS		4			4
NONA PEDIATRIC CENTER			4	100%	4

# COVID-19: testing by laboratory

Data through Mar 17, 2021 verified as of Mar 18, 2021 at 09:25 AM

Data in this report are provisional and subject to change.

The numbers in the table below represent the number of Florida and non-Florida residents for whom test results were received by the Department of Health. A person can be tested by more than one laboratory and can have both positive and negative results. **Therefore, the sum of the numbers in each column will be larger than the total number of people tested.**

Reporting lab	Inconclusive	Negative	Positive	Percent positive	Total
MINUTECLINIC DIAG OF IND LLC #6840		4			4
MINUTECLINIC DIAGNOSTIC OF PENNSYLVAN		3	1	25%	4
NASSAU UNIVERSITY MEDICAL CENTER DEPT		3	1	25%	4
HOME DOCS		2	2	50%	4
CVS PA258POCT MCKEES ROCKS		4			4
MEDEXPRESS URGENT CARE HUNTINGTON		4			4
AIRPORT CLINIC			4	100%	4
CAREWELL 202			4	100%	4
CVS PA1296POCT DREXEL HILL		3	1	25%	4
Park Ridge Nursing Center		3	1	25%	4
MEDEXPRESS URGENT CARE PLEASANT HILLS		3	1	25%	4
MEDEXPRESS URGENT CARE - MBURG COMMONS		4			4
CVS MINUTE CLINIC DIAGNOSTIC OF TEXAS		3	1	25%	4
L3HARRIS FAMILY MEDICAL CENTER			4	100%	4
DEPARTMENT OF HEALTH AND HUMAN SERVICES		2	2	50%	4
MEDEXPRESS URGENT CARE - SUMMERSVILLE, WEBSTER RD		4			4
HCR ManorCare Greentree		4			4
FLORENCE - HUNTSVILLE HOSPITAL URGENT CARE		3	1	25%	4
TRIDENT BIOMETRICS		3	1	25%	4
MEDICAL UNIVERSITY SC HOSPITAL			4	100%	4
CVS TX8387POCT AUSTIN		4			4
MD NOW URGENT CARE - DELRAY WEST			4	100%	4
ORLANDO FAMILY PHYSICIANS INC			4	100%	4
CENTERPLACE HEALTH, INC			4	100%	4
PDL PHARMACY CORP			4	100%	4
DTR LABS		3	1	25%	4
UNION CITY MANOR NURSING CENTER		4			4
UNC HOSPITAL/MCLENDON CLINICAL LABORATORIES			4	100%	4
COVENIENT CARE MEDICAL CLINIC			4	100%	4
JOHNNIE RUTH CLARKE LAB			4	100%	4
FLORIDA CANCER SPECIALISTS AND RESEARCH		2	2	50%	4
SINAI PLAZA NURSING AND REHAB CENTER			4	100%	4
PREMIER PEDIATRICS		1	3	75%	4
MONROE URGENT CARE		3	1	25%	4
MEDEXPRESS URGENT CARE-SCOTT TOWNSHIP		3	1	25%	4
FCHC (OB)-DARWIN SQUARE CTR.			4	100%	4
MEDEXPRESS URGENT CARE - MOUNTAIN HOME		3	1	25%	4
LOUISIANA DEPT. OF HEALTH AND HOSPITALS-INFECTIOUS DISEASE EPI SECTION			4	100%	4
Mill Valley Care Center		4			4
Hillspring of Springboro		4			4
H/L of WEst AShley Rhabilitation and Nursing Center		4			4
COMMUNITY HEALTH CENTER OF WEST PALM BEACH			4	100%	4
URGENT CARE - OCONEE		2	2	50%	4
MEDEXPRESS URGENT CARE LAVALE		4			4
MARSHFIELD LABORATORIES			4	100%	4
MEMORIAL HEALTH CARE SYSTEMS			4	100%	4
MAILBOX DIAGNOSTICS		2	2	50%	4

# COVID-19: testing by laboratory

Data through Mar 17, 2021 verified as of Mar 18, 2021 at 09:25 AM

Data in this report are provisional and subject to change.

The numbers in the table below represent the number of Florida and non-Florida residents for whom test results were received by the Department of Health. A person can be tested by more than one laboratory and can have both positive and negative results. **Therefore, the sum of the numbers in each column will be larger than the total number of people tested.**

Reporting lab	Inconclusive	Negative	Positive	Percent positive	Total
ST PETE DIRECT PRIMARY CARE		2	2	50%	4
USCG SECTOR ST PETE		1	3	75%	4
CVS OH3393POCT AURORA		3	1	25%	4
MEDEXPRESS URGENT CARE - WEST ST PAUL, ROBERT ST S		3	1	25%	4
LEON MEDICAL CENTERS, LLC			4	100%	4
MINNESOTA DEPARTMENT OF HEALTH LABORATORY	1		3	75%	4
MAINE DEPARTMENT OF HEALTH AND HUMAN SERVICES			4	100%	4
CVS GA2841POCT LAWRENCEVILLE		4			4
CELAL GUROL ERBAY, MD			4	100%	4
CORIZON HEALTH INC			4	100%	4
NEULIFE NEUROLOGICAL SERVICES LLC			4	100%	4
Kroger 959 - The Little Clinic Carmel		4			4
CVS NC5532POCT SUMMERFIELD		4			4
PHYSICIANS IMMEDIATE CARE AURORA			4	100%	4
CVS IL8747POCT CHICAGO		4			4
LIFEHOPE LABS			4	100%	4
LAKE MARY PEDIATRICS			4	100%	4
BENEVA LAKES HEALTHCARE & REHAB CENTER			4	100%	4
AHC of Mckenzie		4			4
MINUTECLINIC DIAG OF IND, LLC #8645		4			4
ASCENDI HOME HEALTH AGENCY INC			4	100%	4
CVS NV2928POCT LAS VEGAS		4			4
MONROE COUNTY DEPT OF PUBLIC HEALTH ST		4			4
PARADIGM LABORATORIES			4	100%	4
MEMORIAL HEALTHCARE SYSTEM		1	3	75%	4
ALVARO J DANGOND MD PA		4			4
MINUTECLINIC, LLC #5707		4			4
CVS NC2313POCT RALEIGH		3	1	25%	4
MEDEXPRESS URGENT CARE MARTINSBURG		2	2	50%	4
PINELLAS POINT NURSING AND REHAB			4	100%	4
CLINICAL LABORATORIES OF THE BUFFALO		3	1	25%	4
CVS IL8751POCT CHICAGO		4			4
DASCENA LABORATORY			4	100%	4
MD ANDERSON			4	100%	4
MINUTECLINIC #2797		4			4
SANFORD SOUTH UNIVERSITY		4			4
NEMOURS CHILDREN'S URGEN CARE			4	100%	4
GASTROENTEROLOGY ASSOC OF PENSACOLA, PA		2	2	50%	4
LATCHER LABORATORY OF A O FOX MEMORIAL		2	2	50%	4
RHEA MEDICAL CENTER		4			4
CVS IN5696POCT FORT WAYNE		4			4
POWERS PEDIATRICS			4	100%	4
PM PEDIATRICS OF SELDEN PLLC		4			4
ACCENT PHYSICIAN SPECIALISTS PA		4			4
MINUTE CLINIC #8979		4			4
QUATRACOR PLLC		4			4
CVS PA1193POCT JENKINTOWN		4			4

# COVID-19: testing by laboratory

Data through Mar 17, 2021 verified as of Mar 18, 2021 at 09:25 AM

Data in this report are provisional and subject to change.

The numbers in the table below represent the number of Florida and non-Florida residents for whom test results were received by the Department of Health. A person can be tested by more than one laboratory and can have both positive and negative results. **Therefore, the sum of the numbers in each column will be larger than the total number of people tested.**

Reporting lab	Inconclusive	Negative	Positive	Percent positive	Total
ASCENSION ST VINCENT'S MEDICAL CENTER		3	1	25%	4
NIBHA MEDIRATTA MD PL			4	100%	4
GILCHRIST COUNTY HEALTH DEPT			4	100%	4
CVS PA813POCT RICHBORO		4			4
ADVENTHEALTH NEW SMYRNA BEACH COMMUNITY HEALTH			4	100%	4
State Lab Unspecifd			4	100%	4
INVERNESS FAMILY CARE HIGH RISK PLLC			4	100%	4
BAYLOR ESOTERIC AND MOLECULAR LAB			4	100%	4
CVS NV9841POCT RENO		2	2	50%	4
CVS IN6713POCT BLOOMINGTON		4			4
OKLAHOMA STATE UNIVERSITY DIAGNOSTIC LAB			4	100%	4
DEACONESS HOSPITAL			4	100%	4
CULLMAN REGIONAL MEDICAL CENTER		3	1	25%	4
ADVENTHEALTH MEDICAL GROUP PEDIATRICS		1	3	75%	4
EXTENDICARE HEALTH & REHAB CENTER		4			4
MINUTECLINIC DIAG OF IND, LLC #6472		4			4
MEDEXPRESS - NEW CASTLE, DUPONT HWY		4			4
FLORIDA MEDICAL CLINIC -INTERNAL MED DADE CITY			4	100%	4
WOMEN'S CARE FLORIDA, LLC		4			4
Oakwood - North Baldwins Center for Living		4			4
CVS MA394POCT SEEKONK		4			4
Kroger 895 - The Little Clinic Green Hills		4			4
CVS NJ836POCT RUNNEMEDE		4			4
CVS TN4624POCT KNOXVILLE		3	1	25%	4
IVY CREEK URGENT CARE OF ENTERPRISE			4	100%	4
Calusa Harbour			4	100%	4
DERMATOLOGY SPECIALISTS OF FL - DR. JON WARD			4	100%	4
BIOREFERENCE LABORATORIES			4	100%	4
BEECHTREE MOLECULAR LAB LLC			4	100%	4
Atlanta VAMC		3	1	25%	4
MINUTECLINIC DIAG OF IND, LLC #6910		4			4
Health Care Center of Jacksonville			4	100%	4
CENTRAL JERSEY URGENT CARE		4			4
MINUTE-CLINIC DIAGNOSTIC OF VIRGINIA,		4			4
HEALTHCARE NETWORK OF SOUTHWEST FLORIDA			4	100%	4
MINUTE CLINIC LLC #0169		4			4
MEDICINE SHOPPE #1306 THE		3	1	25%	4
INFINITI LABS INC			4	100%	4
BAPTIST HEALTH MEDICAL CENTER			4	100%	4
ELDER ALTERNATIVES INC		3	1	25%	4
ELITE MEDICAL CENTER			4	100%	4
CVS M05655POCT LIBERTY		1	3	75%	4
MED EXPRESS URGENT CARE PC - MARYLAND		3	1	25%	4
SHARP MEMORIAL HOSPITAL MICROBIOLOGY DEPT			4	100%	4
ROAN DRUG COMPANY LLC		4			4
ACCESS CARE MEDICAL GROUP LLC		2	2	50%	4
AFTER HOURS PEDS			4	100%	4

# COVID-19: testing by laboratory

Data through Mar 17, 2021 verified as of Mar 18, 2021 at 09:25 AM

Data in this report are provisional and subject to change.

The numbers in the table below represent the number of Florida and non-Florida residents for whom test results were received by the Department of Health. A person can be tested by more than one laboratory and can have both positive and negative results. **Therefore, the sum of the numbers in each column will be larger than the total number of people tested.**

Reporting lab	Inconclusive	Negative	Positive	Percent positive	Total
ARCPPOINT LABS OF FORT LAUDERDALE, FL CENTRAL		1	3	75%	4
CVS KY4779POCT LOUISVILLE		3	1	25%	4
MINUTECLINIC DIAGNOSTIC OF OHIO #6147		3	1	25%	4
MINIUTECLINIC DIAG OF IND, LLC #6553		4			4
CVS MA2297677CV BOSTON		4			4
Bon Secours Place		3	1	25%	4
JFK INTERNAL MEDICINE FACULTY PRACTICE		2	2	50%	4
Crowne Health Care of Montgomery		4			4
TARPON SPRINGS PEDIATRICS, LLC			4	100%	4
MEDEXPRESS URGENT CARE - TULSA, S YALE AVE		4			4
NORTHERN MICHIGAN UNIVERSITY ATHLETICS		4			4
CVS NY549POCT RIDGEWOOD		2	2	50%	4
CAPE COD HOSPITAL			4	100%	4
CLINICAL PATHOLOGY LABORATORIES			4	100%	4
LUVERNE HEALTH AND REHABILITATION		4			4
SOUTHEASTERN REGIONAL MEDICAL CENTER			4	100%	4
MEDEXPRESS URGENT CARE - TEAYS VALLEY		3	1	25%	4
CULLMAN REGIONAL URGENT CARE		3	1	25%	4
AURORA BAYCARE UROLOGY			4	100%	4
SIGNATURE CARE EMERGENCY CENTER		2	2	50%	4
CVS OH6149POCT UPPER ARLINGTON		2	2	50%	4
MEDEXPRESS URGENT CARE - SOUTH PARKERSBURG		4			4
PRIMECARE		2	2	50%	4
OMNICARE PHARMACY OF TEXAS 1		4			4
HAMPTON ALF AT 24TH ROAD LLC			4	100%	4
DEPARTMENT OF HEALTH/ NEW YORK			4	100%	4
Kroger 339 - The Little Clinic Highlands - Bardstown Road		4			4
COMPREHENSIVE CLINICAL RESEARCH, LLC			4	100%	4
ADVENT HEALTH - TUSKAWILLA		4			4
REELFOOT FAMILY WALK IN CLINIC		3	1	25%	4
NOT GIVEN		1	3	75%	4
TMH PHYSICIAN PARTNERS SOUTHWOOD		1	3	75%	4
MEDEXPRESS URGENT CARE - WICHITA, S SENECA ST		2	2	50%	4
ST. MARY'S HOSPITAL			4	100%	4
AIREVAC INTERNATIONAL		4			4
Willowbrooke Court at Country House		4			4
CARE ONE PRIMARY CARE			4	100%	4
MIAMI COMMUNITY HEALTH CENTER INC		1	3	75%	4
ManorCare Health Services Camp Hill		4			4
LPG COCONUT POINT - FAMILY/ INTERNAL MEDICINE		4			4
ELIZABETH CITY HEALTH & REHABILITATION		4			4
CVS CT718POCT ANSONIA		4			4
BROOKDALE WEST BOYNTON BEACH		4			4
CLINICAL CARE CENTER, INC			4	100%	4
UNIVERSITY OF MICHIGAN		2	2	50%	4
MEDEXPRESS URGENT CARE-PASADENA		4			4
Millennium Nursing & Rehab Center		4			4



# COVID-19: testing by laboratory

Data through Mar 17, 2021 verified as of Mar 18, 2021 at 09:25 AM

Data in this report are provisional and subject to change.

The numbers in the table below represent the number of Florida and non-Florida residents for whom test results were received by the Department of Health. A person can be tested by more than one laboratory and can have both positive and negative results. **Therefore, the sum of the numbers in each column will be larger than the total number of people tested.**

Reporting lab	Inconclusive	Negative	Positive	Percent positive	Total
HEALTHY MINORS PEDIATRIC URGENT CARE		4			4
CVS CA9715POCT THOUSAND OAKS		4			4
MEDEXPRESS URGENT CARE, FAIRMONT		4			4
MEDICAL CENTER ENTERPRISE			4	100%	4
WINDER NURSING INC DBA WINDER HEALTH CARE		4			4
CVS IN3975POCT JEFFERSONVILLE		2	2	50%	4
SOUTHWESTERN REGIONAL MEDICAL CENTER - TULSA		4			4
LAKE FOREST PARK OP CO LLC		4			4
EMORY UNIVERSITY HOSPITAL		1	3	75%	4
SunTerrace Health Care Center		3	1	25%	4
MEDEXPRESS URGENT CARE - LEDGEWOOD		3	1	25%	4
CONSOLIDATED LABORATORY SERVICES			4	100%	4
BOND & STEELE CLINIC PA D/B/A BOND CLINIC PA		4			4
STONE CLINICAL LABORATORIES OF FL LLC		4			4
MINUTECLINIC DIAG OF IND, LLC #10190		4			4
UNIVERSITY OF MIAMI STUDENT HEALTH SERVICE			4	100%	4
MINUTECLINIC DIAG OF IND, LLC #6648		3	1	25%	4
CLINICAL ASSOCIATES OF ORLANDO LLC		4			4
INDUSTRY LAB DIAGNOSTIC PARTNERS			4	100%	4
NAVAL MEDICAL CENTER SAN DIEGO			4	100%	4
ENCOMPASS HOME HEALTH		4			4
MINUTECLINIC DIAG OF IND LLC #1138		3	1	25%	4
GENEVA GENERAL HOSPITAL LABORATORY		3	1	25%	4
Westminster Manor		3	1	25%	4
PARKWAY DRUGS OF ONEIDA COUNTY NORTH I		3	1	25%	4
EXPRESS TESTING-ONE			4	100%	4
DIAGNOSTIC & MEDICAL SPECIALISTS OF GREENWICH		2	2	50%	4
Robert Wood Johnson University Hospital		3	1	25%	4
INTRACOASTAL LABS INC		4			4
MINUTECLINIC OF NEVADA-2955 S FT APACH		4			4
MY WELLNESS EXPRESS			4	100%	4
PORT ORANGE NURSING & REHAB			4	100%	4
HARBORCHASE OF VILLAGES CROSSING			4	100%	4
APOPKA FAMILY HEALTH CENTER		3	1	25%	4
MINUTECLINIC, LLC #1452		4			4
AFFINITY URGENT CARE			4	100%	4
RML PHARMACY PC		4			4
FAMILY MEDICINE AT WINTER PARK			4	100%	4
MEDEXPRESS - WILMINGTON CONCORD PIKE		3	1	25%	4
MEDFIRST URGENT CARE			4	100%	4
MINUTECLINIC DIAGNOSTIC OF OHIO #2964		4			4
MINUTECLINIC DIAG OF IND LLC #1367		4			4
ACCESS RECOVERY SOLUTIONS LLC			4	100%	4
MEDEXPRESS - NEWARK		4			4
CAREATC, INC.			4	100%	4
ADVANCED URGENT CARE LLC		1	3	75%	4
WINCHESTER MEDICAL CENTER			4	100%	4

# COVID-19: testing by laboratory

Data through Mar 17, 2021 verified as of Mar 18, 2021 at 09:25 AM

Data in this report are provisional and subject to change.

The numbers in the table below represent the number of Florida and non-Florida residents for whom test results were received by the Department of Health. A person can be tested by more than one laboratory and can have both positive and negative results. **Therefore, the sum of the numbers in each column will be larger than the total number of people tested.**

Reporting lab	Inconclusive	Negative	Positive	Percent positive	Total
CAPITAL HEALTH LABORATORY INC			4	100%	4
SIGNATURE CARE MONTROSE		2	2	50%	4
VITAL CARE URGENT CARE			4	100%	4
MEDEXPRESS URGENT CARE - WALDORF, CRAIN HWY		4			4
RELIANT ACUTE CARE			4	100%	4
PILGRIM PHARMACY INC		4			4
TRUE HEALTH- HOFFNER		3	1	25%	4
HENDRY/GLADES COUNTY HEALTH DEPARTMENT		3	1	25%	4
HEART OF FLORIDA HEALTH CENTER INC		1	3	75%	4
LIFE CARE HOME HEALTH SERVICES LLC		1	3	75%	4
UNIVERISTY OF MIAMI			4	100%	4
REHABILITATION CENTER OF WINTER PARK,THE			4	100%	4
SONIC REFERENCE LABORATORY			4	100%	4
VIDANT MEDICAL CENTER			4	100%	4
PHYSICIANS QUALITY CARE			4	100%	4
CVS AZ9210POCT SCOTTSDALE		4			4
CVS SC2269POCT COLUMBIA		3	1	25%	4
MERCY URGENT CARE			4	100%	4
Loretto Health and Rehabilitation Center		4			4
COMMUNITY PHYSICIANS OF NORTH PORT PA			4	100%	4
FLORIDA HEART AND VASCULAR			4	100%	4
CVS OH2342POCT WEST CHESTER		3	1	25%	4
NORTH OKALOOSA CLINIC CORP		1	3	75%	4
THONOTOSASSA COMMUNITY HEALTH CENTER		1	3	75%	4
FHCP - ORMOND BEACH			4	100%	4
BUCKINGHAM PLACE ALF		4			4
PALM BEACH CANCER INSTITUTE			4	100%	4
EPI			4	100%	4
OWL NOW URGENT CARE			4	100%	4
MICHIGAN HEALTH CLINIC LABORATORIES		3	1	25%	4
Kroger 752 - The Little Clinic Central Station		3	1	25%	4
CVS CA8850POCT HUNTINGTON BEACH		3	1	25%	4
HUNT CLUB MEDICAL CARE			4	100%	4
SUMNER REGIONAL MEDICAL CENTER		3	1	25%	4
MEDEXPRESS URGENT CARE - KOKOMO		4			4
BLOOMIN BRANDS WELLNESS CENTER		3	1	25%	4
CRESTAR LABS		2	2	50%	4
WILLIAM A HINTON STATE LABORATORY INSTITUTE		1	3	75%	4
MINUTECLINIC MINUTECLINIC #3665		4			4
CAREWELL URGENT CARE			4	100%	4
REFUGE A HEALING PLACE, THE			4	100%	4
DIAMOND SPEEDWAY DIALYSIS		1	3	75%	4
OHIO CVS STORES		3	1	25%	4
UF HEALTH PATHOLOGY LABORATORIES			4	100%	4
WE CARE - CARNIVAL CRUISELINE		4			4
OCALA REGIONAL KIDNEY CENTER EAST		2	2	50%	4
CENTRAL FLORIDA INTERNAL OCCUPATIONAL AND		4			4

# COVID-19: testing by laboratory

Data through Mar 17, 2021 verified as of Mar 18, 2021 at 09:25 AM

Data in this report are provisional and subject to change.

The numbers in the table below represent the number of Florida and non-Florida residents for whom test results were received by the Department of Health. A person can be tested by more than one laboratory and can have both positive and negative results. **Therefore, the sum of the numbers in each column will be larger than the total number of people tested.**

Reporting lab	Inconclusive	Negative	Positive	Percent positive	Total
MARK HOANG MD PA			4	100%	4
ORANGE COUNTY HEALTH DEPARTMENT		2	2	50%	4
PLAINVIEW PRIMARY CARE		4			4
MINUTECLINIC DIAGNOSTIC MED GRP OF SAN		3	1	25%	4
MINUTECLINIC, LLC #07852		4			4
CVS TX10140POCT THE WOODLANDS		4			4
WESLEY CHAPEL INTERNAL MEDICINE AND PEDIATRICS			4	100%	4
FLORIDA HEALTH CARE PLANS STIRLING CENTER			4	100%	4
HARBOUR ISLAND PEDIATRICS LLC			4	100%	4
WALGREENS #07034		4			4
GUTHRIE MEDICAL GROUP - CORNING		3	1	25%	4
CAMPAZZI CONCIERGE MEDICAL SERVICES		2	1	33%	3
VENICE URGENT CARE – GULF COAST			3	100%	3
SANFORD MOBILE LAB			3	100%	3
URGENT CARE OF THE SMOKIES			3	100%	3
MANATEE URGENT CARE LLC			3	100%	3
HALIFAX HEALTH CARE FOR WOMEN		3			3
UNITY HEALTH AND REHABILITATION CENTER			3	100%	3
PROPATH			3	100%	3
NHC HealthCare Anniston		3			3
MINUTECLINIC DIAGNOSTIC OF WISCONSIN,		3			3
CVS PA5241POCT CHALFONT		3			3
CENTRAL JERSEY URGENT CARE OF BROWN MI		3			3
PARADISE VILLA ALF INCORPORATED		3			3
SMOKY MOUNTAIN URGENT CARE AND FAMILY MEDICINE CENTER			3	100%	3
HELIX LW UC		1	2	67%	3
LEE CONVENIENT CARE AT SUMMERLIN			3	100%	3
FLORIDA HOSPITAL PHYSICIANS GROUP		1	2	67%	3
PINELLAS PARK HEALTH CENTER - PINELLAS CHD		1	2	67%	3
MEDEXPRESS URGENT CARE NORWIN		3			3
ONslow MEMORIAL HOSPITAL LABORATORY		3			3
NDX-CORE LAB			3	100%	3
Kroger 093 - The Little Clinic Stapleton		2	1	33%	3
320 S TRANSIT ST		3			3
ADVENTHEALTH MEDICAL GROUP INTERNAL MEDICINE AT		1	2	67%	3
CENTRAL DUPAGE HOSPITAL			3	100%	3
SAVANNAH COVE		3			3
NORTHCREST MEDICAL CENTER		1	2	67%	3
CVS NJ715POCT WAYNE		3			3
HARBORCHASE OF STUART			3	100%	3
ENCOMPASS HEALTH REHABILITATION OF ALTAMONTE			3	100%	3
MOBIL LAB FOR ALL INC		3			3
Broadview Multi-Care Center		3			3
CARESPOT-WELLINGTON			3	100%	3
CVS NC7548POCT FUQUAY VARINA		2	1	33%	3
TAMPA		1	2	67%	3
Gracemore Nursing and Rehab		3			3

# COVID-19: testing by laboratory

Data through Mar 17, 2021 verified as of Mar 18, 2021 at 09:25 AM

Data in this report are provisional and subject to change.

The numbers in the table below represent the number of Florida and non-Florida residents for whom test results were received by the Department of Health. A person can be tested by more than one laboratory and can have both positive and negative results. **Therefore, the sum of the numbers in each column will be larger than the total number of people tested.**

Reporting lab	Inconclusive	Negative	Positive	Percent positive	Total
ALOHA HOME CARE LLC DBA ACCENTCARE HOME HEALTH OF		3			3
ALLIANCE FOR MULTISPECIALTY RESEARCH		3			3
HELIX MEDICAL CENTERS		1	2	67%	3
EAST SIDE CLINICAL LABORATORY		2	1	33%	3
CVS KS676POCT LAWRENCE		2	1	33%	3
Cleveland Clinic Weston			3	100%	3
DACH MAIN LAB			3	100%	3
SOUTH MIAMI HOSPITAL			3	100%	3
SCIENTIFIC LABORATORY DIVISION			3	100%	3
Georgiana Health and Rehabilitation, LLC		3			3
VICAR'S LANDING NURSING HOME		2	1	33%	3
Lakeside Oaks Care Center			3	100%	3
John Knox Manor Inc II		2	1	33%	3
FAMILY TREE MEDICAL GROUP PA		2	1	33%	3
BARONESS ERLANGER HOSPITAL		3			3
AVANTE INVERNESS		1	2	67%	3
CVS AZ10150POCT PHOENIX		3			3
Medilodge of Montrose		3			3
THE OASIS BEACHSIDE		3			3
CVS NM8918POCT ALBUQUERQUE		3			3
CROSSVILLE MEDICAL GROUP		1	2	67%	3
CUMBERLAND MEDICAL CENTER INC		3			3
HAVEN CUSTEAD CARE CENTER			3	100%	3
CENTURY LINK SPORTS COMPLEX			3	100%	3
VA PRIMARY CARE ANNEX			3	100%	3
COASTAL SKIN SURGERY AND DERMATOLOGY PL		3			3
AFFORDABLE PRIMARY CARE LLC		3			3
CLINICAL CARE ASSOCIATES, INC			3	100%	3
NORTH SHORE HOSP. INFECTION CONTROL			3	100%	3
SUMMIT MEDICAL GROUP - WEST ORANGE		3			3
PRISMA HEALTH MIDLANDS			3	100%	3
MINUTECLINIC DIAGNOSTIC OF MICHIGAN, P		3			3
CGH MEDICAL CENTER			3	100%	3
BRIGHAM AND WOMEN'S HOSPITAL			3	100%	3
COVANCE CLS			3	100%	3
MINUTECLINIC, LLC #05814		3			3
CROWNE HEALTH CARE OF FORT PAYNE		2	1	33%	3
CVS SC7334POCT LEXINGTON		3			3
Bainbridge Health and Rehab		3			3
CVS IL4778POCT EVANSTON		3			3
BRANDON REGIONAL EMERGENCY CTR			3	100%	3
MEDIC INFUSION PA		3			3
PANCARE HEALTH - FRANKLIN CO			3	100%	3
JOSEPH SCHENKER MD PC		3			3
CVS ME329POCT PORTLAND		3			3
ROANE MEDICAL CENTER		2	1	33%	3
BRITO MEDICAL CENTER		1	2	67%	3

# COVID-19: testing by laboratory

Data through Mar 17, 2021 verified as of Mar 18, 2021 at 09:25 AM

Data in this report are provisional and subject to change.

The numbers in the table below represent the number of Florida and non-Florida residents for whom test results were received by the Department of Health. A person can be tested by more than one laboratory and can have both positive and negative results. **Therefore, the sum of the numbers in each column will be larger than the total number of people tested.**

Reporting lab	Inconclusive	Negative	Positive	Percent positive	Total
NHC HealthCare, Cookeville		3			3
RICHMOND CITY DEPARTMENT OF PUBLIC HEALTH			3	100%	3
HARBORCHASE OF GAINESVILLE			3	100%	3
CVS OH2518POCT COLUMBUS		2	1	33%	3
CVS PA1657POCT YORK		2	1	33%	3
COL CROSSROAD		1	2	67%	3
MERCY HOSPITAL			3	100%	3
ESTERO FIRE RESCUE		3			3
Kroger 758 - The Little Clinic Providence		3			3
BRENTWOOD SENIOR LIVING AT ST PETE			3	100%	3
CVS CA9803POCT RIVERSIDE		3			3
ELITE PRIMARY CARE OF WAYCROSS			3	100%	3
CVS PA2688POCT COLLEGEVILLE		3			3
Walgreens #5984		3			3
MARYLAND STATE DEPT OF HEALTH	2		1	33%	3
BOLING, STEPHANIE		3			3
SEACOAST PATHOLOGY PROFESSIONAL ASSOC		3			3
PARRISH MEDICAL CENTER-WAIVED TESTING		3			3
LIFE CARE CENTER OF SKAGIT VALLEY		3			3
URGENT DOC - URGENT CARE CLINIC			3	100%	3
BAPTIST PRIMARY CARE FERNANDINA BEACH			3	100%	3
MEDEXPRESS URGENT CARE - ANDERSON		3			3
CVS MO4850POCT SPRINGFIELD		3			3
ASPEN VALLEY HOSPITAL			3	100%	3
HEALTHQUEST, INC		2	1	33%	3
FIRST PHYSICIANS GROUP - LORRAINE CORNERS		3			3
ADRIANA M CASTRO MD PA		3			3
LAHEY CLINIC MEDICAL CENTER			3	100%	3
AKRON GENERAL MEDICAL CENTER MAIN		3			3
SKYLINE UROLOGY		3			3
Kroger 635 - The Little Clinic Dacula		3			3
GONZALEZ MD AND ASWAD MD HEALTH SERVICES			3	100%	3
BAPTIST OUTPATIENT SERVICES			3	100%	3
CALLE OCHO DIALYSIS			3	100%	3
IOWA DEPARTMENT OF PUBLIC HEALTH			3	100%	3
NASSAU COUNTY HEALTH DEPARTMENT-FERNANDINA BEACH C		3			3
CORTLAND COUNTY HEALTH DEPARTMENT		3			3
FELICIDAD MEDICAL CENTER INC			3	100%	3
LEE MEMORIAL HOSPITAL BLOOD GAS LAB			3	100%	3
BAPTIST HOSPITAL NURSING/PATIENT CARE			3	100%	3
Kroger 522 - The Little Clinic Gahanna		2	1	33%	3
SOFTCELL L-FORM LABORATORIES, LLC			3	100%	3
MINUTECLINIC LLC #5176			3	100%	3
NYU WINTHROP LABORATORY		3			3
MARINA ISLE ASSISTED LIVING		3			3
THOMAS LANGLEY			3	100%	3
MEDEXPRESS URGENT CARE - LITTLE ROCK		2	1	33%	3



# COVID-19: testing by laboratory

Data through Mar 17, 2021 verified as of Mar 18, 2021 at 09:25 AM

Data in this report are provisional and subject to change.

The numbers in the table below represent the number of Florida and non-Florida residents for whom test results were received by the Department of Health. A person can be tested by more than one laboratory and can have both positive and negative results. **Therefore, the sum of the numbers in each column will be larger than the total number of people tested.**

Reporting lab	Inconclusive	Negative	Positive	Percent positive	Total
CVS OH10893POCT PARMA		2	1	33%	3
Kroger 448 - The Little Clinic Mason		3			3
FULGENT GENETICS HOUSTON		3			3
BLACKWATER RIVER			3	100%	3
Maryfield Inc. dba Pennybyrn		3			3
APEX CLINICAL LABORATORIES INC		3			3
US SPECIALTY LABS			3	100%	3
INTERNAL MEDICINE & PEDIATRICS WELLNESS CENTER			3	100%	3
REGIONAL MEDICAL CENTER BAYONET POINT			3	100%	3
GROVES CENTER			3	100%	3
CVS RI326POCT NORTH SMITHFIELD		3			3
NC STATE LABORATORY OF PUBLIC HEALTH		3			3
LINCOLN MEDICAL CENTER		3			3
SENTARA NORFOLK GENERAL HOSPITAL CENTRAL LAB			3	100%	3
UHEALTH JACKSON URGENT CARE - CUTLER BAY		1	2	67%	3
ADVENT HEALTH - CENTRAL PASCO ER			3	100%	3
LIVINGSTON COUNTY DEPT OF HEALTH REPRO			3	100%	3
GAINESVILLE PEDIATRIC ASSOCIATES			3	100%	3
ORCHID COVE DAYTONA			3	100%	3
CVS NJ837POCT MARLTON		3			3
MED FUSION			3	100%	3
Village on the Green			3	100%	3
FIRST CARE - MIDDLESBORO			3	100%	3
DOUGLASVILLE NURSING AND REHABILITATIO		3			3
COVID PROCESSING SITE			3	100%	3
FLORIDA MENTOR-POINT WEST CLUSTER		3			3
NEMOURS CHILDRENS PRIMARY CARE HORIZON WEST			3	100%	3
YATES COUNTY PUBLIC HEALTH		3			3
Magnolia Health and Rehab Center			3	100%	3
WALGREENS NO 19542		3			3
COMMUNITY HEALTH CENTERS INC			3	100%	3
COMMUNICABLE DISEASE CONTROL/PUBLIC HEALTH EMERGENCY PREPAREDNESS			3	100%	3
MINUTECLINIC DIAGNOSTIC OF NEW MEXICO LLC #7552		3			3
AFC URGENT CARE/FARRAGUT			3	100%	3
LPG PEDIATRICS AT LEHIGH ACRES		2	1	33%	3
MINUTECLINIC DIAG OF IND, LLC #5369		2	1	33%	3
BROOKDALE LAKE MARY			3	100%	3
ALL4KIDZ PEDIATRICS LLC		2	1	33%	3
ESCO DRUG CO INC		3			3
COMMUNITY MEDICAL CENTER			3	100%	3
GARCIA MORALES NELSON			3	100%	3
WAL-MART STORES EAST LP		2	1	33%	3
NORTH DAKOTA DEPT OF HEALTH MICROBIOLOGY		1	2	67%	3
BROOME COUNTY HEALTH DEPARTMENT		2	1	33%	3
HARBOUR'S EDGE		2	1	33%	3
MEDICAL CENTER OF THE ROCKIES			3	100%	3
SERENADES BY SONATA		1	2	67%	3

# COVID-19: testing by laboratory

Data through Mar 17, 2021 verified as of Mar 18, 2021 at 09:25 AM

Data in this report are provisional and subject to change.

The numbers in the table below represent the number of Florida and non-Florida residents for whom test results were received by the Department of Health. A person can be tested by more than one laboratory and can have both positive and negative results. **Therefore, the sum of the numbers in each column will be larger than the total number of people tested.**

Reporting lab	Inconclusive	Negative	Positive	Percent positive	Total
GO PATH LABORATORIES			3	100%	3
DOCTORS OFFICE OF NEW JERSEY		3			3
NASSAU COUNTY HEALTH DEPARTMENT		3			3
Englewood Health and Rehab			3	100%	3
WHOLE CHILD PEDIATRICS			3	100%	3
CVS PHARMACY INC DBA CVS/PHARMACY #10908		3			3
QUEST DIAGNOSTICS CLINICAL LABORATORIES INC		2	1	33%	3
CVS AZ1720POCT QUEEN CREEK		3			3
CCRX OF NORTH CAROLINA, LLC		2	1	33%	3
GENDERXPRESS/PICTURE ME PERFECT IMAGING			3	100%	3
CVS MINUTE CLINIC DIAGNOSTIC MED GRP OF CAL		3			3
SPARROW CENTRAL LAB			3	100%	3
MINUTECLINIC DIAGNOSTIC OF NORTH CARO		3			3
FLORIDA DEPARTMENT OF HEALTH IN ALACHUA COUNTY -			3	100%	3
GUTHRIE CORNING HOSPITAL LABORATORY		3			3
MINUTECLINIC DIAGNOSTIC OF VIRGINIA, LLC		3			3
SUNCOAST COMMUNITY HEALTH CENTERS INC		2	1	33%	3
CABELL HUNTINGTON HOSPITAL CLINICAL LAB			3	100%	3
HEALGEN SCIENTIFIC			3	100%	3
FLORIDA LABORATORY ANALYSIS, LLC			3	100%	3
UNIVERSITY OF KANSAS MEDICAL CENTER			3	100%	3
RAPID CITY RUGENT CARE			3	100%	3
Kroger 388 - The Little Clinic Braelinn Village		3			3
Kroger 768 - The Little Clinic Leestown Rd		2	1	33%	3
MARTHA A PRICE MD PA		1	2	67%	3
ADVICE FOR OPTIMAL WELLNESS, INC			3	100%	3
NYC PUBLIC HEALTH LABS			3	100%	3
MEDEXPRESS URGENT CARE GREENSBURG		2	1	33%	3
QUALITY LABORATORY SERVICE		2	1	33%	3
Concordia Village of Tampa			3	100%	3
CVS PA10034POCT PITTSBURGH		3			3
CVS PA1074POCT KENNETT SQUARE		3			3
CARECENTER PHARMACY, LLC		3			3
SUPER HEALTH PHARMACY LLC		3			3
CVS MA6505POCT NEWTON		3			3
MONTANA PUBLIC HEALTH LAB			3	100%	3
NEMOURS CHILDRENS PRIMARY CARE MAITLAND			3	100%	3
MINUTE-CLINIC DIAGNOSTIC OF VIRGINIA, LLC #3949		3			3
KAILOS GENETICS INC		1	2	67%	3
CLINICA HISPANIA			3	100%	3
CVS MINUTE CLINIC DIAGNOSTIC MED GRP		3			3
CVS MA1095POCT AMHERST		3			3
CELEBRATION PRIMARY CARE ASSOCIATES LLC		3			3
TRUE HEALTH - LAKE UNDERHILL		3			3
DEPARTMENT OF HEALTH AND HUMAN SERVICES DIVISION OF BEHAVIORAL HEALTH		1	2	67%	3
SEMINOLE FAMILY HEALTH CENTER		3			3
NORTH BROWARD HOSPITAL DISTRICT HEALTHCARE FOR THE HOMELESS			3	100%	3

# COVID-19: testing by laboratory

Data through Mar 17, 2021 verified as of Mar 18, 2021 at 09:25 AM

Data in this report are provisional and subject to change.

The numbers in the table below represent the number of Florida and non-Florida residents for whom test results were received by the Department of Health. A person can be tested by more than one laboratory and can have both positive and negative results. **Therefore, the sum of the numbers in each column will be larger than the total number of people tested.**

Reporting lab	Inconclusive	Negative	Positive	Percent positive	Total
MEDEXPRESS URGENT CARE-CHIPPEWA		2	1	33%	3
PROHEALTH PRIMARY CARE - GLEN OAKS		3			3
MEDICAL SERVICES OF AMERICA HOME HEALTH		3			3
ST. PETERSBURG PEDIATRICS- 38TH AVENUE			3	100%	3
Bethany Health and Rehab		3			3
PREMIER CLINICAL RESEARCH INSTITUTE INC			3	100%	3
VIRGINIA DEPARTMENT OF HEALTH DIVISION OF			3	100%	3
FLORIDA GASTROENTEROLOGY ASSOCIATES PA		3			3
COVENANT PEDIATRICS		1	2	67%	3
Wynfield Park Health and Rehabilitation		3			3
DOCTORS HOSPITAL RENAISSANCE			3	100%	3
SARASOTA PERSONAL MEDICINE		2	1	33%	3
LEESBURG COMMUNITY HEALTH CENTERS			3	100%	3
SUN TERRACE HEALTH CARE CENTER			3	100%	3
MINUTECLINIC, LLC, DBA MINUTECLINIC #4		3			3
CROSSROADS URGENT CARE PLLC		3			3
CVS PA2687POCT EXTON		3			3
ACL LABORATORIES INDUSTRIAL TOXICOLOGY			3	100%	3
CVS MA594POCT FALMOUTH		3			3
TIEHH BIOTERRORISM RESPONSE LAB			3	100%	3
ANN STORCK CENTER INC		3			3
MAYO		1	2	67%	3
LAKESIDE HOSPITAL BELLE GLADE			3	100%	3
PATHOLOGY REFERENCE LAB LLC			3	100%	3
MONTEFIORE MEDICAL CENTER LABS MONTEFIORE		2	1	33%	3
ADVENTHEALTH SEBRING- INFECTION CONTROL DEPARTMENT			3	100%	3
WELLMED AT APOLLO BEACH BLVD		1	2	67%	3
PICHARDO CLINIC, THE		1	2	67%	3
CARENOW-ATASCOCITA			3	100%	3
MEADOWS AT CYPRESS GARDENS, THE		3			3
CANOPY PEDIATRICS		3			3
MEDEXPRESS URGENT CARE - RICHMOND, W BROAD ST		3			3
CVS TN7144POCT BARTLETT		3			3
NATURE COAST PRIMARY CARE LAB LLC			3	100%	3
ADVENT HEALTH MEDICAL GROUP FAMILY MEDICINE			3	100%	3
TAYLOR MANOR		1	2	67%	3
BETTERMED URGENT CARE			3	100%	3
PREMIER FAMILY AND SPORTS MEDICINE		2	1	33%	3
FLORIDA HOSPITAL LABORATORIES		3			3
MUNSON MEDICAL CENTER			3	100%	3
NORTHERN LIGHT LABORATORY		1	2	67%	3
Marian Manor, Inc		3			3
TIFTON CARECONNECT URGENT CARE			3	100%	3
GYN PATH SERVICES			3	100%	3
BNC Medical Investors, LLC Berrien Nursing & Rehabilitation Center		3			3
CVS SC5471POCT LEXINGTON		2	1	33%	3
IMMERSION RESIDENTIAL LLC			3	100%	3

# COVID-19: testing by laboratory

Data through Mar 17, 2021 verified as of Mar 18, 2021 at 09:25 AM

Data in this report are provisional and subject to change.

The numbers in the table below represent the number of Florida and non-Florida residents for whom test results were received by the Department of Health. A person can be tested by more than one laboratory and can have both positive and negative results. **Therefore, the sum of the numbers in each column will be larger than the total number of people tested.**

Reporting lab	Inconclusive	Negative	Positive	Percent positive	Total
VA OUTPATIENT CLINIC-NEW PORT RICHEY			3	100%	3
MEDICAL CENTER OF CENTRAL GEORGIA			3	100%	3
LEESBURG REGIONAL MEDICAL CENTER URGENT CARE			3	100%	3
ST LUCIE COUNTY HEALTH DEPARTMENT		2	1	33%	3
BAYSIDE URGENT CARE CENTER INC			3	100%	3
STEAMBOAT EMERGENCY CENTER			3	100%	3
WINDSOR AT OCALA		2	1	33%	3
CVS MN6811POCT PLYMOUTH		3			3
CAPTIAL REGIONAL MEDICAL CENTER			3	100%	3
NEW YORK PHYSICIANS LLP		3			3
MEDFUSION		2	1	33%	3
CVS TX2876POCT PROSPER		3			3
WHITE EARTH IHS MAIN LAB		3			3
ADVANCED MEDICAL RESEARCH CENTER LLC			3	100%	3
OHIO HEALTH DOCTORS HOSPITAL			3	100%	3
MALABAR FAMILY PRACTICE		1	2	67%	3
THE PATHOLOGY LABORATORY		1	2	67%	3
TMH PHYSICIAN PARTNERS BLOUNTSTOWN			3	100%	3
TUFTS MEDICAL CENTER			3	100%	3
LEXINGTON MEDICAL CENTER		1	2	67%	3
CORMEUM LAB SERVICES, LLC			3	100%	3
BEEBE MEDICAL CENTER LABORATORY		3			3
MID FLORIDA CLINICAL LABORATORY		2	1	33%	3
Rosedale Green		3			3
ALLIED PHYSICIANS GROUP PLLC		3			3
EAST NAPLES PEDIATRICS			3	100%	3
OPTUM PRIMARY CARE - SILVER LAKES			3	100%	3
AUSTIN PUBLIC HEALTH			3	100%	3
DELAWARE PUBLIC HEALTH LABORATORY		1	2	67%	3
MEDICAL CITY DALLAS HOSPITAL			3	100%	3
Sears Coastal Nursing and Rehab		3			3
CVS AZ5026POCT MESA		3			3
NEBRASKA DEPARTMENT OF HEALTH AND HUMAN SERVICES			3	100%	3
FHPG TAMPA PRIMARY CARE			3	100%	3
MEDEXPRESS URGENT CARE, CHAMBERSBURG		2	1	33%	3
EXPEDIAN URGENT CARE			3	100%	3
Good Samaritan Society - Fairfield Glade		3			3
LAURELLWOOD NURSING CENTER		1	2	67%	3
STRINGFELLOW MEMORIAL HOSPITAL		3			3
MEDEXPRESS URGENT CARE - FORT SMITH		3			3
MARRA'S PHARMACY		3			3
NOVANT HEALTH PRESBYTERIAN		2	1	33%	3
EXCEL URGENT CARE OF NJ, LLC		1	2	67%	3
ORLANDO REGIONAL HEALTH SERVICES		1	2	67%	3
CVS MO8555POCT KANSAS CITY		3			3
LEGACY ER AND URGENT CARE			3	100%	3
MINNEOLA PLACE A HOMEBRIDGE COMMUNITY		3			3

# COVID-19: testing by laboratory

Data through Mar 17, 2021 verified as of Mar 18, 2021 at 09:25 AM

Data in this report are provisional and subject to change.

The numbers in the table below represent the number of Florida and non-Florida residents for whom test results were received by the Department of Health. A person can be tested by more than one laboratory and can have both positive and negative results. **Therefore, the sum of the numbers in each column will be larger than the total number of people tested.**

Reporting lab	Inconclusive	Negative	Positive	Percent positive	Total
CVS OH2486POCT NILES		1	2	67%	3
SOUTH COUNTY MENTAL HEALTH CENTER INC			3	100%	3
SUNDALE NURSING HOME		3			3
MEDEXPRESS URGENT CARE - WHEELING		2	1	33%	3
MENORAH MANOR			3	100%	3
NORTH CAROLINA DEPT OF HEALTH & HUMAN SRVCS STATE LAB OF PUBLIC HEALTH			3	100%	3
SISD EMPLOYEE HEALTH CLINIC			3	100%	3
NEW YORK STATE DEPARTMENT OF HEALTH		1	2	67%	3
Grandview Health Care Center		3			3
STARMED FAMILY & URGENT CARE			3	100%	3
BAPTIST PRIMARY CARE, INC.		2	1	33%	3
CVS GA5637POCT VILLA RICA		3			3
Westside Terrace		3			3
MEDEXPRESS URGENT CARE - WILKES BARRE		2	1	33%	3
SHANDS AT LAKE SHORE LAB		1	2	67%	3
LITTLE SPURS PEDIATRIC URGENT CARE		1	2	67%	3
MEDPEDS ASSOCIATES OF SARASOTA PA		3			3
BROOKDALE SENIOR LIVING			3	100%	3
Kroger 592 - The Little Clinic Alexander Plaza		2	1	33%	3
EAST TENNESSEE CHILDREN'S HOSPITAL		2	1	33%	3
TERRACE OF ST CLOUD, THE		2	1	33%	3
MEDEXPRESS URGENT CARE- COLUMBIA HEIGH		3			3
INTERNAL MEDICINE AND WOUND CARE SPECIALIST LLC		3			3
ST VINCENTS AMBULATORY CARE INC		1	2	67%	3
FLAGLER FAMILY MEDICINE PA			3	100%	3
MEDEXPRESS URGENT CARE - NORTH LITTLE		2	1	33%	3
NEWSTAR MEDICAL LABORATORIES		3			3
CVS IL8753POCT CHICAGO		3			3
ADVANCED URGENT CARE CENTER OF THE UPPER KEYS		1	2	67%	3
JS HEALTHCARE		2	1	33%	3
WEST COCOA PHARMACY			3	100%	3
ADVENTHEALTH MEDICALGROUP PEDIATRICS AT ORLANDO		3			3
ST LUKES HOSPITAL LABORATORY		2	1	33%	3
2412 LEBANON PIKE		2	1	33%	3
OLEAN GENERAL HOSPITAL		3			3
MEDEXPRESS URGENT CARE - TOPEKA, SW WANAMAKER RD		3			3
Kroger 571 - The Little Clinic Hendersonville		1	2	67%	3
DEPARTMENT OF HEALTH AND ENVIRONMENTAL CONTROL			3	100%	3
CVS CA9721POCT ARCADIA		3			3
PROMPT CARE OF CENTRAL FLORIDA LLC			3	100%	3
LOYOLA UNIVERSITY MEDICAL CENTER LABORATORY			3	100%	3
HEWLETT URGENT CARE, PLLC		3			3
SKIPPACK MEDICAL LAB			3	100%	3
Kroger 627 - The Little Clinic Castleberry		2	1	33%	3
MT CARMEL PHARMACY INC		3			3
SCRIPPS CLINIC MEDICAL			3	100%	3
MEDEXPRESS-HOUSTON EAST FWY		1	2	67%	3



# COVID-19: testing by laboratory

Data through Mar 17, 2021 verified as of Mar 18, 2021 at 09:25 AM

Data in this report are provisional and subject to change.

The numbers in the table below represent the number of Florida and non-Florida residents for whom test results were received by the Department of Health. A person can be tested by more than one laboratory and can have both positive and negative results. **Therefore, the sum of the numbers in each column will be larger than the total number of people tested.**

Reporting lab	Inconclusive	Negative	Positive	Percent positive	Total
CVS IN6757POCT COLUMBUS		3			3
SOUTH LAKE FAMILY HEALTH CENTER			3	100%	3
ALLIANCE LABS @LRMC			3	100%	3
SURETOX LABORATORY LLC		2	1	33%	3
CVS PA1379POCT LANSDALE		3			3
GREENTREE MEDICAL CENTER			3	100%	3
WELLMED AT FORT PIERCE		1	2	67%	3
WYOMING DEPT OF HEALTH			3	100%	3
LEVY COUNTY DEPT. OF PUBLIC SAFETY		1	2	67%	3
CTRS			3	100%	3
MARION COUNTY FIRE RESCUE		3			3
Kennedy University Hospital -Wash Twp L		3			3
SOLERA SPECIALTY PHARMACY LLC		2	1	33%	3
MURFREESBORO MEDICAL CLINIC		3			3
ORLANDO AIRPORT DIALYSIS		3			3
CVS SC1540POCT MYRTLE BEACH		2	1	33%	3
BROOKDALE OAKBRIDGE		1	2	67%	3
Greystone Health Care Center		3			3
BAYCARE MEDICAL GROUP, INC		3			3
CVS MO10151POCT SPRINGFIELD		2	1	33%	3
FRESENIUS KIDNEY CARE			3	100%	3
COOPER UNIVERSITY HOSPITAL LABORATORY		2	1	33%	3
CVS SC4122POCT TAYLORS		3			3
LUCID LABORATORY SERVICES		3			3
Fort Gaines Health and Rehab		3			3
MEDEXPRESS URGENT CARE-ARLINGTON		2	1	33%	3
LRHS Florida Poly Tech		3			3
TREASURE COAST INFECTIOUS DISEASE CONSULTANTS		1	2	67%	3
BOONES CREEK URGENT CARE		1	2	67%	3
ADVANCED PEDIATRICS			3	100%	3
F W HUSTON MEDICAL CENTER SENIOR LIVIN		3			3
HEPATOLOGY DIAGNOSTIC LAB			3	100%	3
Kroger 387 - The Little Clinic Hubbards Lane		3			3
WEST TN HEALTH MED NORTH		3			3
ST. LUKE'S HOSPITAL - BETHLEHEM CAMPUS		1	2	67%	3
CARENOW-LEBANON		1	2	67%	3
TARRANT COUNTY PUBLIC HEALTH		3			3
MIDDLETON PEDIATRICS			3	100%	3
HIALEAH SHORES NURSING AND		2	1	33%	3
DOCTOR 4 U CLINIC		1	2	67%	3
LB Broen Home		3			3
MINUTECLINIC, LLC #05891		2	1	33%	3
OPP HEALTH AND REHABILITATION		3			3
CAREHERE LLC			3	100%	3
GREATER MOBILE URGENT CARE – SPRINGHILL			3	100%	3
HOPE HEALTH CARE, LLC		3			3
CVS MA1006POCT BROCKTON		3			3

# COVID-19: testing by laboratory

Data through Mar 17, 2021 verified as of Mar 18, 2021 at 09:25 AM

Data in this report are provisional and subject to change.

The numbers in the table below represent the number of Florida and non-Florida residents for whom test results were received by the Department of Health. A person can be tested by more than one laboratory and can have both positive and negative results. **Therefore, the sum of the numbers in each column will be larger than the total number of people tested.**

Reporting lab	Inconclusive	Negative	Positive	Percent positive	Total
HOMELAND CENTER		3			3
SCHIFF CENTER FOR LIVER DISEASES		1	2	67%	3
JUPITER INTERNAL MEDICINE AND ASSOCIATES			3	100%	3
WELLSTAR KENNESTONE HOSPITAL			3	100%	3
VILLAGES HEALTH, THE		3			3
MEDEXPRESS URGENT CARE-CLOQUET		3			3
MEDEXPRESS URGENT CARE, HERMITAGE		1	2	67%	3
MINUTECLINIC DIAG OF IND, LLC #6483		1	2	67%	3
GRADY MEMORIAL HOSPITAL/MICRO			3	100%	3
HILLVIEW LABORATORY			3	100%	3
PEDIATRICS BY THE SEA JOG RD OFFICE			3	100%	3
SINAI POST ACUTE NURSING AND REHAB CE		3			3
MANORCARE NURSING & REHABILITATION CENTER-NAPLES		3			3
WALGREENS_COCONUT CREEK		3			3
BLACK STALLION WALK IN AND EXERCISE CLINICS LLC		1	2	67%	3
BRADENTON PHYSICIAN MEDICAL CENTER			3	100%	3
CVS IN7653POCT EVANSVILLE		2	1	33%	3
HOUSTON METHODIST HOSPITAL			3	100%	3
HEARTLAND - CHARLESTON OF HANAHAN SC,		3			3
EXETER HOSPITAL		3			3
CVS IN6605POCT INDIANAPOLIS		2	1	33%	3
SPRING LAKE REHABILITATION CENTER			3	100%	3
MINUTE CLINIC LLC #1909		3			3
ADVANCED HEART CARE OF SOUTH FLORIDA		3			3
PUBLIC HEALTH TRUST OF MIAMI DADE COUNTY			3	100%	3
24TH WEAPONS OF MASS DESTRUCTION - CIVIL SUPPORT		3			3
ADVENTHEALTH IMAGING LAKE NONA		1	2	67%	3
MC DIAGNOSTIC OF CONNECTICUT, PC #114		3			3
CLARA MAASS TRANSITIONAL CARE UNIT		3			3
NORTH NAPLES HOSPITAL RESPIRATORY THERAPY DEPARTMENT			3	100%	3
WALGREENS #07502		3			3
OHIO DEPARTMENT OF HEALTH LABORATORY		2	1	33%	3
RUSSELL SAGE COLLEGE WELLNESS CENTER		3			3
PHYSICIANS CARE INC		1	2	67%	3
ACCESS HEALTH CARE		2	1	33%	3
YORK HOSPITAL - LABORATORY			3	100%	3
Hunterdon Medical Center Laboratory		3			3
CLEARWATER		2	1	33%	3
AMI ST FRANCIS HOSPITAL LABORATORY		2	1	33%	3
VELOCITY CARE			3	100%	3
INSPIRA MEDICAL CENTER VINELAND LAB		2	1	33%	3
FAMILY FIRST PEDIATRICS			3	100%	3
PEDIATRICS AND ADOLESCENT MEDICINE		2	1	33%	3
REMEDY URGENT CLINIC		1	2	67%	3
SSM HEALTH ST LOUIS MICROBIOLOGY LABORATORY		1	2	67%	3
MEDEXPRESS URGENT CARE- ALLISON PARK		1	2	67%	3
SIGNATURE CARE PFLUGERVILLE			3	100%	3

# COVID-19: testing by laboratory

Data through Mar 17, 2021 verified as of Mar 18, 2021 at 09:25 AM

Data in this report are provisional and subject to change.

The numbers in the table below represent the number of Florida and non-Florida residents for whom test results were received by the Department of Health. A person can be tested by more than one laboratory and can have both positive and negative results. **Therefore, the sum of the numbers in each column will be larger than the total number of people tested.**

Reporting lab	Inconclusive	Negative	Positive	Percent positive	Total
IMA MEDICAL CENTER OF OVIEDO			3	100%	3
CVS IL3163POCT OAK PARK		3			3
KISSIMMEE URGENT CARE		3			3
Lakeview Village		3			3
IAN C BOYKIN MD		2	1	33%	3
LOCH HAVEN PEDIATRICS			3	100%	3
ALABAMA DEPT PUBLIC HEALTH			3	100%	3
ERIE COUNTY PUBLIC HEALTH CLINICAL		3			3
NORTHWEST FLORIDA CLINICAL LAB		1	2	67%	3
SOFTLAB			3	100%	3
Kroger 186 - The Little Clinic Holiday Manor		2	1	33%	3
INTERCOASTAL FAMILY PRATICE		1	2	67%	3
TAMPA INTERNATIONAL AIRPORT			3	100%	3
MPG JACKSONVILLE ATLANTIC BLVD		1	2	67%	3
MINUTECLINIC, LLC (CLINIC 10928)		3			3
MIDWAY SPECIALTY CARE RX LLC		1	2	67%	3
VIRGINIA DIVISION OF CONSOLIDATED LABORATORIES			3	100%	3
VIRTUA MEMORIAL HOSPITAL BURLINGTON COUNTY		1	2	67%	3
MEDEXPRESS URGENT CARE, BELLE VERNON		3			3
OPENTRONS PRL		2	1	33%	3
AZALEALAND NURSING HOME		3			3
CVS MA1845POCT WILMINGTON		2	1	33%	3
UW HOSPITAL AND CLINICS		1	1	50%	2
VA CBOC			2	100%	2
COLUMBIA COTTAGE		2			2
REELFOOT FAMILY WALK IN CLINIC - TIPT		2			2
CVS OH4327POCT PAINESVILLE		2			2
BROOKDALE PALM BEACH GARDENS			2	100%	2
LACORP		1	1	50%	2
AMERICAN MEDICAL LABORATORIES			2	100%	2
ADVENTHEALTH MEDICAL GROUP FAMILY AND INTERNAL		1	1	50%	2
PROSPECT URGENT CARE			2	100%	2
MELBOURNE URGENT CARE			2	100%	2
MERCY CONVENIENT CARE			2	100%	2
BENEVA LAKES ASSISTED LIVING CENTER			2	100%	2
ROUTE 16 PHARMACY LLC DBA HOLLAND PHAR		2			2
HEALTH PARTNERS REGIONAL HOSPITAL			2	100%	2
UT PATH			2	100%	2
SPECIALTY LABORATORIES			2	100%	2
VAULT HEALTH			2	100%	2
PINELLAS CHD - CLEARWATER		1	1	50%	2
Cottage of the Shoals		2			2
CARE NOW DENTON			2	100%	2
CVS MA137POCT QUINCY		2			2
SOMA MEDICAL CENTER PA #3 PALOMINO			2	100%	2
CARELINE PHARMACY AND HEALTHCARE SERVICES		1	1	50%	2
NYUMC CLINICAL LABORATORIES			2	100%	2

# COVID-19: testing by laboratory

Data through Mar 17, 2021 verified as of Mar 18, 2021 at 09:25 AM

Data in this report are provisional and subject to change.

The numbers in the table below represent the number of Florida and non-Florida residents for whom test results were received by the Department of Health. A person can be tested by more than one laboratory and can have both positive and negative results. **Therefore, the sum of the numbers in each column will be larger than the total number of people tested.**

Reporting lab	Inconclusive	Negative	Positive	Percent positive	Total
CVS AZ5477POCT SURPRISE		2			2
KIDSVILLE PEDIATRICS IV PA		1	1	50%	2
Beecher Manor Nursing and Rehabilitation Center		2			2
LEXINGTON PLACE			2	100%	2
ARLINGTON DIALYSIS CENTER LLC		2			2
APPLING NURSING & REHABILITATION PAVIL		2			2
ST JOSEPH'S HOSPITAL INC			2	100%	2
GIGI WOOD DAVIS DO-FAMILY MEDICINE		2			2
Macon Valley Nursing and Rehabilitation Center		2			2
MEDEXPRESS URGENT CARE - SPRINGFIELD, COOLEY ST		2			2
MC DIAGNOSTIC OF CONNECTICUT, PC #252		1	1	50%	2
Kroger 130 - The Little Clinic Colorado Springs		2			2
NORTH DAKOTA VETERANS HOME		2			2
PREMIER MEDICAL LABORATORY			2	100%	2
FLORIDA MEDICAL CLINIC IM LUTz			2	100%	2
CITRUS PARK			2	100%	2
CAREWELL JW - WORCESTER LNC			2	100%	2
MIDLAND MEMORIAL HOSPITAL			2	100%	2
COUNTRY COTTAGE		2			2
SANTA ROSA COUNTY HEALTH DEPARTMENT			2	100%	2
AUGUSTA HEALTH SKILLED CARE			2	100%	2
Kroger 667 - The Little Clinic Litchfield Park		2			2
CVS NC7057POCT SHELBY		2			2
MEDEXPRESS URGENT CARE - CONWAY		2			2
UHEALTH CORAL SPRINGS			2	100%	2
UF KANAPAHA LAB BEAKER		2			2
JRS LABORATORY			2	100%	2
Heartland Healthcare Center Boca Raton			2	100%	2
COVANCE			2	100%	2
CVS PA7132POCT THORNDALE		2			2
MC MEDICAL			2	100%	2
WALKONCLINIC			2	100%	2
CVS SC2250POCT COLUMBIA		2			2
UNIVERSITY OF MARYLAND MEDICAL CENTER			2	100%	2
CVS TX8322POCT AUSTIN		2			2
Kings County Hospital Center			2	100%	2
CARE 365			2	100%	2
MEDEXPRESS URGENT CARE-BLOOMFIELD AVEN		2			2
MEDEXPRESS URGENT CARE - OMAHA N 72 ST		2			2
Advanced Rehabilitation and Healthcare of Wichita Falls		2			2
BOND COMMUNITY HEALTH CENTER			2	100%	2
Hartwell Health and Rehabilitation		2			2
CHESTERFIELD HEALTHCARE GROUP, INC		2			2
ROPER HOSPITAL			2	100%	2
Beth Sholom Home of Eastern Virginia		1	1	50%	2
BROOKDALE ALTAMONTE SPRINGS			2	100%	2
DMC UNIVERSITY LABORATORIES		1	1	50%	2

# COVID-19: testing by laboratory

Data through Mar 17, 2021 verified as of Mar 18, 2021 at 09:25 AM

Data in this report are provisional and subject to change.

The numbers in the table below represent the number of Florida and non-Florida residents for whom test results were received by the Department of Health. A person can be tested by more than one laboratory and can have both positive and negative results. **Therefore, the sum of the numbers in each column will be larger than the total number of people tested.**

Reporting lab	Inconclusive	Negative	Positive	Percent positive	Total
LIFETIME FAMILY URGENT CARE			2	100%	2
Edward Hines, Jr. VA Hospital		2			2
WHITESANDS OUTPATIENT TREATMENT		2			2
SUMMERFIELD RETIREMENT LIVING, INC			2	100%	2
WISE HEALTH SYSTEM		1	1	50%	2
Colonial Manor Nursing and Rehabilitation Center		2			2
ADVENTHEALTH IMAGING PARTIN SETTLEMENT			2	100%	2
MAYO CLINIC GROUP PRACTICE LABORATORY			2	100%	2
ADVENTHEALTH MEDICAL GROUP PEDIATRICS AT APOPKA		2			2
WALGREENS #3811			2	100%	2
SOUTH BEND MEDICAL FOUNDATION			2	100%	2
HOLY TRINITY PHARMACY LLC		2			2
CONWAY MEDICAL CENTER			2	100%	2
IN AND OUT URGENT CARE			2	100%	2
GASTROENTEROLOGY ASSOCIATES			2	100%	2
Kroger 426 - The Little Clinic Suwanee		2			2
PHYSICIANS LABORATORY SERVICES			2	100%	2
PEDIATRIC HEALTH CARE		1	1	50%	2
NAVAL MEDICAL CENTER			2	100%	2
ACCESS MEDICAL GROUP OF FLORIDA CITY			2	100%	2
PHYSICIANS MEDICAL CENTER		2			2
Walgreens #19019		2			2
HERNANDO CHILDREN'S			2	100%	2
MOORE CLINICAL RESEARCH INC			2	100%	2
USCG ABBOTT BINAXNOW		1	1	50%	2
WEAKLEY COUNTY REHAB AND NURSING CENTER		2			2
ALVERNO CLINICAL LABORATORIES			2	100%	2
FLAGLER PROFESSIONAL HEALTH CAE SERVICES INC		2			2
CVS M05724POCT KANSAS CITY		2			2
GOLISANO PEDIATRICS PORT CHARLOTTE HARBOR		2			2
MEDEXPRESS URGENT CARE, LANCASTER WEST		1	1	50%	2
Delaware Court Healthcare Center		2			2
MEDEXPRESS URGENT CARE FOX CHAPEL		2			2
BAPTIST HOSPITAL OF MIAMI MCI BROWARD LABORATORY			2	100%	2
ACCESS MEDICAL GROUP OF TAMPA II, INC		2			2
MINUTECLINIC DIAGNOSTIC OF OHIO #5060		2			2
Kroger 519 - The Little Clinic Georgesville Square		2			2
Jacaranda Manor		1	1	50%	2
FLORIDA COMMUNITY HEALTH CENTERS, INC.			2	100%	2
BOSTON MEDICAL CENTER			2	100%	2
SANFORD REGIONAL HOSPITAL WORTHINGTON		2			2
NYU LANGONE HUNTINGTON MEDICAL GROUP		2			2
Kroger 619 - The Little Clinic Hendersonville Indian Lake		2			2
OCALA REGIONAL KIDNEY CENTER-WEST			2	100%	2
MEDEXPRESS URGENT CARE - LAWRENCE		2			2
FKC AMELIA ISLAND DIALYSIS			2	100%	2
Kroger 328 - The Little Clinic Henderson Road		2			2



# COVID-19: testing by laboratory

Data through Mar 17, 2021 verified as of Mar 18, 2021 at 09:25 AM

Data in this report are provisional and subject to change.

The numbers in the table below represent the number of Florida and non-Florida residents for whom test results were received by the Department of Health. A person can be tested by more than one laboratory and can have both positive and negative results. **Therefore, the sum of the numbers in each column will be larger than the total number of people tested.**

Reporting lab	Inconclusive	Negative	Positive	Percent positive	Total
ASHLEY PEDIATRICS			2	100%	2
DELRAY BEACH HEALTH CENTER			2	100%	2
JOHN D. ARCHBOLD MEM. HOSPITAL			2	100%	2
PENSACOLA MEDICAL CLINIC LLC			2	100%	2
MEDEXPRESS URGENT CARE - ROSS TOWNSHIP		2			2
FLORIDA MEDICAL CLINIC, LLC			2	100%	2
Cedar Valley Nursing & Rehab Center		2			2
RRMC CREEKSIDE LAB		2			2
PALM CITY NURSING AND REHAB CENTER			2	100%	2
MEMORIAL HEALTH UNIVERSITY MEDICAL CENTER			2	100%	2
WELL HEALTH LABS			2	100%	2
TWELVE OAKS RECOVERY CENTER			2	100%	2
CLEVELAND CLINIC IMAGING			2	100%	2
BAYMEADOWS PRIMARY CARE		2			2
CORNERSTONE MEDICAL CARE OF BRANDON		2			2
DALLAS VA MEDICAL CENTER - VA NORTH TEXAS HEALTH CARE SYSTEM			2	100%	2
MINUTECLINIC DIAG OF IND, LLC #6250		2			2
RDX BIOSCIENCE INC			2	100%	2
PALM BAY COMMUNITY OUTPATIENT CLINIC		2			2
WALGREENS #05477		2			2
Hackensack Univ Medical Center At Pasc		1	1	50%	2
CATSKILL REGIONAL MEDICAL CENTER		2			2
LINIL VISITING NURSES, INC		2			2
STARLING AT SAN JOSE			2	100%	2
SAWGRASS PEDIATRIC PARTNERS LLC			2	100%	2
St. Josephs Hospital			2	100%	2
POMERENE HOSPITAL			2	100%	2
ROCKWALL URGENT CARE			2	100%	2
CVS CT288POCT BRISTOL		2			2
URGENT CARE AND SURGERY CENTER			2	100%	2
UTMB PATHOLOGY CLINICAL SERVICES LABORATORY			2	100%	2
RIVERSIDE METHODIST HOSPITAL LAB			2	100%	2
WyndRidge Health & Rehabilitation		2			2
MED-LAKE LABORATORY, LLC			2	100%	2
MD NOW URGENT CARE MEDICAL CENTERS INC			2	100%	2
ADVENT HEALTH CENTRAL TEXAS		1	1	50%	2
BIOMAT USA			2	100%	2
VALLEY BAPTIST MEDICAL CENTER: BROWNSVILLE			2	100%	2
DNA DIAGNOSTICS CENTER		2			2
Church Creek SNF			2	100%	2
SIGNATURE CARE LEWISVILLE-EMERGENCY CENTER		1	1	50%	2
GALEN BAYLOR EXTENSION		2			2
TRICORE REFERENCE LABORATORY		1	1	50%	2
LAKE BALDWIN			2	100%	2
VETERANS AFFAIRS MEDICAL CENTER - GREATER LOS ANGELES			2	100%	2
SARASOTA MEMORIAL MEDICAL URGENT CARE CENTER			2	100%	2
NORTH OKALOOSA PHYSICIAN GRP - WALK IN CLINIC			2	100%	2

# COVID-19: testing by laboratory

Data through Mar 17, 2021 verified as of Mar 18, 2021 at 09:25 AM

Data in this report are provisional and subject to change.

The numbers in the table below represent the number of Florida and non-Florida residents for whom test results were received by the Department of Health. A person can be tested by more than one laboratory and can have both positive and negative results. **Therefore, the sum of the numbers in each column will be larger than the total number of people tested.**

Reporting lab	Inconclusive	Negative	Positive	Percent positive	Total
QUEST DIAGNOSTICS INCORPORATED			2	100%	2
CHEROKEE COUNTY HEALTH AND REHAB CENTER		2			2
ASSOCIATES IN UROGYNECOLOGY MD LLC		2			2
TRINITAS REGIONAL MEDICAL CENTER		1	1	50%	2
OELWEIN HEALTH CARE CENTER		2			2
BAPTIST HEALTHCARE - LAKEVIEW CENTER INC		2			2
BAPTIST HOSPITAL INTERNAL MEDICINE GULF BREEZE			2	100%	2
TRINITY DIALYSIS			2	100%	2
COASTAL MEDICAL LAB			2	100%	2
BAYSHORE MEDICAL CENTER			2	100%	2
PANCARE HEALTH - SNEADS ELEMENTARY			2	100%	2
107TH PLACE GROUP HOME		2			2
LABRADOR PRIMARY CARE CENTER			2	100%	2
FALCON HEALTH CENTER			2	100%	2
HAMILTON COUNTY HEALTH DEPARTMENT		2			2
MATHER HOSPITAL			2	100%	2
NORTHEAST FLORIDA INTERNAL MEDICINE PA		2			2
HEALTH & REHAB CTR AT DOLPHINS VIEW, THE			2	100%	2
OPTUM PRIMARY CARE		1	1	50%	2
AFC URGENT CARE CLEVELAND			2	100%	2
OUR LADY OF THE LAKE REGIONAL MEDICAL CENTER			2	100%	2
CVS TX7288POCT DALLAS		2			2
DALLAS MEDICAL CENTER			2	100%	2
PRECISION CLINICAL RESEARCH			2	100%	2
ST LUKES HOSPITAL			2	100%	2
LAWRENCE GENERAL HOSPITAL			2	100%	2
Kroger 477 - The Little Clinic Fort Mitchell		2			2
CVS IL7017POCT BLOOMINGTON		2			2
University Plaza Rehabilitation and Nursing			2	100%	2
CVS NJ2508POCT MANALAPAN		2			2
MERCY HEALTH LAB		1	1	50%	2
HELIX URGENT CARE			2	100%	2
WISCONSIN STATE LABORATORY OF HYGIENE		1	1	50%	2
BAPTIST HEALTH LEXINGTON			2	100%	2
ADVENTHEALTH MEDICAL GROUP ADULT AND SENIOR HEALTH			2	100%	2
UC CORAL GABLES			2	100%	2
LIFESPRING COMMUNITY HEALTH		2			2
PM PEDIATRICS OF BAYSIDE PLLC - HOPEWELL JUNCTION		2			2
CHAPPEL GROUP RESEARCH, THE		2			2
NORTH MANATEE HEALTH CARE CENTER			2	100%	2
Eagle Health and Rehabilitation		2			2
TMH REHABILITATION CENTER		2			2
LIFT HEALTH		2			2
SWEDISH COVENANT HOSPITAL			2	100%	2
HUMILITY OF MARY HEALTH PARTNERS			2	100%	2
SUNCOAST BLOOD BANK			2	100%	2
RIVER CITY MEDICAL ASSOCIATES, INC			2	100%	2

# COVID-19: testing by laboratory

Data through Mar 17, 2021 verified as of Mar 18, 2021 at 09:25 AM

Data in this report are provisional and subject to change.

The numbers in the table below represent the number of Florida and non-Florida residents for whom test results were received by the Department of Health. A person can be tested by more than one laboratory and can have both positive and negative results. **Therefore, the sum of the numbers in each column will be larger than the total number of people tested.**

Reporting lab	Inconclusive	Negative	Positive	Percent positive	Total
OAKBRIDGE TERRACE AT SAE			2	100%	2
Van Wert Manor		2			2
MEDEXPRESS URGENT CARE - MARTINSVILLE		2			2
CVS TX7156POCT RICHARDSON		2			2
Kroger 739 - The Little Clinic La Grange Road		2			2
CARTERSVILLE MEDICAL CENTER			2	100%	2
Elba Nursing and Rehabilitation Center, LLC		2			2
MAINE CENTER FOR DISEASE CONTROL AND PREVENTION			2	100%	2
VENICE REGIONAL BAYFRONT HEALTH			2	100%	2
BIRMINGHAM INTERNAL MEDICINE ASSOCIATE		1	1	50%	2
MEDEXPRESS URGENT CARE - SOUTH CHARLESTON		2			2
ADVENTIST HINSDALE HOSPITAL LABORATORY			2	100%	2
NATIONWIDE LABORATORY SERVICES		1	1	50%	2
DURAND SENIOR CARE & REHAB CENTER		2			2
SHELBYVILLE HOSPITAL COMPANY		2			2
Virginia Gay Nursing and Rehab		2			2
PATIENT FIRST MEDICAL CENTER-CARYTOWN			2	100%	2
EXCEPTIONAL EMERGENCY CENTER - AMARILLO			2	100%	2
CARTER BLOOD CARE			2	100%	2
MEMORIAL HERMANN			2	100%	2
BROOKS -TLC HOSPITAL SYSTEM			2	100%	2
WALGREENS #15495		1	1	50%	2
MIDWAY PRIMARY CARE LLC		2			2
TGH Brandon Healthplex Laboratory			2	100%	2
Luther Acres Manor		2			2
WASHINGTON STATE DEPARTMENT OF HEALTH PUBLIC HEALTH LABORATORIES			2	100%	2
NEBRASKA MEDICAL CENTER			2	100%	2
MEASE MANOR MEMORY CARE		2			2
AdventHealth Care Center Orlando North			2	100%	2
MINUTECLINIC DIAGNOSTIC OF TEXAS, LLC #7435		2			2
BAYCARE LABORATORIES			2	100%	2
VISITING PHYSICIANS OF THE TREASURE COAST LLC			2	100%	2
NEMOURS CHILDREN'S URGENT CARE LAKE NONA			2	100%	2
ROCKEFELLER UNIVERSITY CLINICAL GENOMICS LABORATOR		2			2
JUST BELIEVE RECOVERY CENTER			2	100%	2
MOUNT SINAI AVENTURA DIAGNOSTIC CENTER			2	100%	2
CARE ATC SUN HYDRAULICS TALLAVAST			2	100%	2
TALLAHASSEE MEMORIAL HEALTHCARE FAMILY MED RESIDENCY			2	100%	2
Lebanon VAMC		1	1	50%	2
SPECTRA EAST INC		1	1	50%	2
FLORIDA SCHOOL FOR THE DEAF & BLIND			2	100%	2
SUNSHINE PHARMACY		2			2
Timber Ridge Health Care Center			2	100%	2
HOUSTON HEALTH DEPARTMENT - BUREAU OF LABORATORY SERVICES			2	100%	2
Iron County Medical Care Facility		2			2
JEFFERSON WASHINGTON TOWNSHIP HOSPITAL		2			2
BERGEN COUNTY SURGICAL AND ENDOSCOPY CENTER		2			2

# COVID-19: testing by laboratory

Data through Mar 17, 2021 verified as of Mar 18, 2021 at 09:25 AM

Data in this report are provisional and subject to change.

The numbers in the table below represent the number of Florida and non-Florida residents for whom test results were received by the Department of Health. A person can be tested by more than one laboratory and can have both positive and negative results. **Therefore, the sum of the numbers in each column will be larger than the total number of people tested.**

Reporting lab	Inconclusive	Negative	Positive	Percent positive	Total
SPRING HILL REGIONAL HOSPITAL			2	100%	2
DEBORAH HEART AND LUNG CENTER		2			2
BD MEDICAL SYSTEMS			2	100%	2
SENDER RETREAT ADULT DAY CARE CENTERS			2	100%	2
FLORIDA MENTOR FAULKNER GROUP HOME			2	100%	2
HCR MANOR CARE SERVICES OF FLORIDA III INC		2			2
DUKE HEALTH REGIONAL HOSPITAL			2	100%	2
MORRISTOWN MEMORIAL HOSPITAL		2			2
POINT OF CARE PRIVATE HEALTH MANAGEMENT			2	100%	2
SYNEOS HEALTH			2	100%	2
PM PEDIATRICS OF BAYSIDE, PLLC - MANHASSET		2			2
ADVANTA ANALYTICAL LABORATORIES			2	100%	2
MINUTE CLINIC DIAGNOSTIC OF KANSAS PA		2			2
MAURY REGIONAL MEDICAL CENTER		2			2
GULF COAST REGIONAL MEDICAL CARE		2			2
ASCENSION ST MICHAEL'S HOSPITAL LAB		1	1	50%	2
CVS IL2798POCT CHICAGO		1	1	50%	2
STUART SURGERY CENTER, LLC			2	100%	2
CVS TX7675POCT RED OAK			2	100%	2
BMC/JACSONVILLE		1	1	50%	2
TWIN LAKES REHAB & HEALTHCARE		2			2
Essex Center for Rehabilitation and Healthcare		2			2
SIMMONS			2	100%	2
Birchaven		2			2
BIOHEALTH MEDICAL LAB INC			2	100%	2
APC PEDIATRICS			2	100%	2
Greystone Nursing and Rehab, LLC			2	100%	2
CVS M08581POCT BLUE SPRINGS		1	1	50%	2
MEMORIAL HEALTH SYSTEM		1	1	50%	2
PRIMARY HEALTH CARE ASSOCIATES INC			2	100%	2
WALGREENS #06583		2			2
ManorCare Rehab Center of Marietta		2			2
COMMUNITY HEALTH CENTERS OF PINELLAS, INC			2	100%	2
Warren Center for Rehabilitation and Nursing		2			2
CVS NV8784POCT LAS VEGAS		1	1	50%	2
MEDICAL ASSOCIATES OF BREVARD DR S VYAS			2	100%	2
HAPPY KIDZ PEDIATRICS PL		1	1	50%	2
SAFE PMC		2			2
MINUTE CLINIC DIAGNOSTIC OF VIRGINIA, LLC #6292		2			2
STUDENT HEALTH SERVICES			2	100%	2
REGIONS HOSPITAL LABORATORY			2	100%	2
Iowa Veterans Home		2			2
ROYAL CARE MEDICAL CENTER			2	100%	2
CSS- TWELVE OAKS			2	100%	2
MAJESTIC GUARDIANS			2	100%	2
MINUTECLINIC DIAGNOSTIC MEDICAL		2			2
PALM WEST INTERNIST PA			2	100%	2

# COVID-19: testing by laboratory

Data through Mar 17, 2021 verified as of Mar 18, 2021 at 09:25 AM

Data in this report are provisional and subject to change.

The numbers in the table below represent the number of Florida and non-Florida residents for whom test results were received by the Department of Health. A person can be tested by more than one laboratory and can have both positive and negative results. **Therefore, the sum of the numbers in each column will be larger than the total number of people tested.**

Reporting lab	Inconclusive	Negative	Positive	Percent positive	Total
INTEGRATED REGIONAL LABS			2	100%	2
MEDEXPRESS URGENT CARE - LINCOLN VILLA		2			2
Sevierville Health and Rehabilitation		2			2
EASTSIDE SPORTS COMPLEX			2	100%	2
CVS MA2401POCT MARSHFIELD		2			2
INTEGRITY CLINICAL RESEARCH CENTER INC		1	1	50%	2
INTEAM HEALTH, INC.			2	100%	2
MY PHARMACY			2	100%	2
MEMORIAL SLOAN KETTERING CANCER CENTER		1	1	50%	2
EXPRESS CARE OF THE SHOALS		1	1	50%	2
ADVANCED MEDICAL OF FLORIDA			2	100%	2
MEDEXPRESS URGENT CARE - BROOKHAVEN		2			2
THOMASVILLE REGIONAL MEDICAL CENTER		2			2
CVS AZ33POCT TEMPE		2			2
BERNHARDT LABORATORIES INC			2	100%	2
CONCENTRA - ORLANDO SOUTH II		2			2
STARR COUNTY MEMORIAL HOSPITAL			2	100%	2
CVS MA1945POCT HANOVER		2			2
DEER'S HEAD CENTER		2			2
MOBILE COUNTY HEALTH DEPARTMENT		1	1	50%	2
INA		1	1	50%	2
JBSA-SAM HOUSTON			2	100%	2
NATHAN LITTAUER HOSPITAL LAB		2			2
Granville Center	1	1			2
Crowne Health Care of Greenville		2			2
MEDEXPRESS URGENT CARE - WOODBURY			2	100%	2
RAJ K PAI MD PA			2	100%	2
Cortland Acres Association		2			2
Covington Care Nursing and Rehabilitation		2			2
CVS IN6572POCT INDIANAPOLIS		2			2
PM PEDIATRICS OF SELDEN, PLLC		2			2
NORTHSIDE FAMILY MEDICINE AND URGENT CARE (EAST COBB)		2			2
INTERNAL MEDICINE SPECIALISTS MEDICAL GROUP, PA		2			2
STARR CITY OF ROMA COMMUNITY CENTER			2	100%	2
ASCENSION ST VINCENT'S RIVERSIDE			2	100%	2
SACRED HEART HOSPITAL ON THE EMERALD			2	100%	2
METHODIST MANSFIELD MEDICAL CENTER			2	100%	2
STANFORD HEALTH CARE ANATOMIC PATHOLOGY & CLINICAL LAB			2	100%	2
DOCTOR'S IN-HOUSE LAB/COMMUNITY HEALTH CENTERS OF PINELLAS - JOHNNIE R			2	100%	2
TRUE HEALTH INC			2	100%	2
ALL PEDIATRIC CARE PA			2	100%	2
CROSSROADS			2	100%	2
SOUTHEASTERN INSTITUTE OF RESTORATIVE MEDICINE		1	1	50%	2
JMC TALLAHASSEE, LLC			2	100%	2
JORDAN VALLEY MEDICAL CENTER			2	100%	2
GOUVERNEUR HOSPITAL LABORATORY		2			2
DEKALB MEDICAL CENTER LABORATORY			2	100%	2



# COVID-19: testing by laboratory

Data through Mar 17, 2021 verified as of Mar 18, 2021 at 09:25 AM

Data in this report are provisional and subject to change.

The numbers in the table below represent the number of Florida and non-Florida residents for whom test results were received by the Department of Health. A person can be tested by more than one laboratory and can have both positive and negative results. **Therefore, the sum of the numbers in each column will be larger than the total number of people tested.**

Reporting lab	Inconclusive	Negative	Positive	Percent positive	Total
CIMA MEDICAL CENTER		1	1	50%	2
VISTACARE PHARMACY I		2			2
ST. MARY'S MEDICAL CENTER EVANSVILLE, INC			2	100%	2
Lake Charles Healthcare LLC dba Landmark Lake Charles			2	100%	2
Waycross Health and Rehabilitation		2			2
SPRINGS MEDICAL LAB		1	1	50%	2
Kroger 409 - The Little Clinic Hebron Marketplace		1	1	50%	2
UMHC HOLLYWOOD LABORATORY			2	100%	2
UNIVERSITY OF MISSOURI HEALTH CARE			2	100%	2
Walgreens #12427		1	1	50%	2
CVS MINUTE CLINIC #5836		2			2
The Grand Rehabilitation & Nursing Utica		2			2
CATHOLIC HEALTH LABORATORY SERVICES		2			2
CLINICAL REFERENCE LABORATORY, INC		2			2
SHORE MEDICAL CENTER		2			2
ATHENA CARE RESOURCES LLC		2			2
ORLANDO HEALTH PHYSICIAN GROUP			2	100%	2
KIVA AT MOUNT DORA			2	100%	2
CVS IN8669POCT INDIANAPOLIS		2			2
PARKLAND HEALTH & HOSPITAL			2	100%	2
Holiday Retirement Home			2	100%	2
DALLAS BAPTIST UNIVERSITY - HEALTH SERVICES			2	100%	2
SHELL POINT HOME HEALTH			2	100%	2
MINUTECLINIC DIAGNOSTIC OF PA LLC		2			2
MEDICAL CENTER LABORATORY			2	100%	2
TEXAS REGIONAL ASTHMA & ALLERGY CENTER			2	100%	2
FLORIDA DEPARTMENT OF HEALTH PINELLAS COUNTY-			2	100%	2
WILSON MEMORIAL HOSPITAL			2	100%	2
CENTRAL ARKANSAS VETERANS HEALTHCARE SYSTEM - VETERANS AFFAIRS			2	100%	2
MEDEXPRESS URGENT CARE-MT PLEASANT		1	1	50%	2
LAKEVIEW HEALTH CARE SYSTEM LLC			2	100%	2
AZALEA HEALTH AND REHABILITATION		2			2
New Jersey Aim At Smg		2			2
VALUE DRUGS GREENLAWN INC		2			2
KJ MEDICAL PRACTICE PC		2			2
NORTHSIDE FAMILY MEDICINE AND URGENT CARE (HOLLY SPRINGS)		2			2
UNIVERSITY HEALTH SERVICES RIVER CAMPUS		2			2
Kroger 412 - The Little Clinic Oxford		2			2
MINUTECLINIC DIAGNOSTIC OF NEVADA-9586		1	1	50%	2
PRIMARY CARE SERVICES AT EDGEWATER		2			2
UHEALTH CARDIOLOGY			2	100%	2
CHILDREN'S MEDICAL CENTER-EAST ORLANDO			2	100%	2
OAKMONT EAST- GREENVILLE SC, LLC		2			2
CVS GA2279POCT SUWANEE		2			2
MEDRITE MEDICAL CARE PC		2			2
ADVENTHEALTH MEDICAL GROUP COMMUNITY MEDICINE		1	1	50%	2
MEDEXPRESS URGENT CARE - LINCOLN N 26T		2			2

# COVID-19: testing by laboratory

Data through Mar 17, 2021 verified as of Mar 18, 2021 at 09:25 AM

Data in this report are provisional and subject to change.

The numbers in the table below represent the number of Florida and non-Florida residents for whom test results were received by the Department of Health. A person can be tested by more than one laboratory and can have both positive and negative results. **Therefore, the sum of the numbers in each column will be larger than the total number of people tested.**

Reporting lab	Inconclusive	Negative	Positive	Percent positive	Total
CVS GA5622POCT DALLAS		1	1	50%	2
MOUNT SINAI MEDICAL CENTER OF FLORIDA, INC			2	100%	2
HEALTH GROUP CENTER INC			2	100%	2
BAY CORRECTIONAL AND REHABILITATION FACILITY			2	100%	2
CVS IN6559POCT AVON		2			2
GENOTOX LABORATORIES		1	1	50%	2
SUNBRIDGE CARE & REHAB FOR DECATUR		2			2
Kroger 687 - The Little Clinic Sugar Hill		1	1	50%	2
FEDERAL CORRECTIONAL INSTITUTION MARIANNA			2	100%	2
ILLINOIS DEPT OF PUBLIC HEALTH LABS			2	100%	2
ATLANTIC DIAGNOSTICS			2	100%	2
NEMOURS CHILDREN'S PRIMARY CARE OF VERO BEACH			2	100%	2
LAKE SUCCESS EXTENDED CARE		2			2
DESERT HOSPITAL/CPHU CLINICAL LABORATORY			2	100%	2
FLORIDA PRIMARY CARE CENTER PA		2			2
CARESPOT URGENT CARE		1	1	50%	2
CVS CA9606POCT TEMECULA		2			2
HOME CARE PHARMACY OF PALM COAST INC		2			2
Kroger 020 - The Little Clinic Wheat Ridge		2			2
INSPIRIT SENIOR LIVING			2	100%	2
KEY WEST HMA PHYSICIAN MANAGEMENT, LLC			2	100%	2
Walgreens #9278		2			2
BIONIC TECHNOLOGIES CORPORATION			2	100%	2
GENETIC ASSAYS INC			2	100%	2
GRANDVIEW COLLEGE STUDENT HEALTH CENTE		2			2
CVS TX7603POCT SAGINAW		2			2
BRANDYWYNE HEALTH CARE CENTER			2	100%	2
MILFORD REGIONAL HOSPITAL			2	100%	2
FIRST CHOICE MEDICAL PC			2	100%	2
UPS			2	100%	2
PPD CLINICAL RESEARCH UNIT			2	100%	2
MEMORIAL HOSPITAL OF CARBONDALE			2	100%	2
Kroger 672 - The Little Clinic Bill Kennedy & Glenwood		2			2
THE EDGEWATER AND WATERMAN VILLAGE			2	100%	2
CVS OH6185POCT PICKERINGTON		2			2
DOCTORS CARE OF PALM COAST			2	100%	2
WURLAND NURSING AND REHABILITATION, L		2			2
WESTMINSTER SUNCOAST			2	100%	2
JOJAN PHARMA INC		2			2
TENNESSEE VALLEY HCS			2	100%	2
WELLNESS MEDICAL CLINIC			2	100%	2
MONICE DR.			2	100%	2
CVS OH5457POCT POWELL		2			2
ORMOND BEACH URGENT CARE			2	100%	2
Kroger 777 - The Little Clinic Shelbyville		1	1	50%	2
CONCENTRA - PLANT CITY		2			2
Huntington Health Care and Rehabilitation Center		2			2

# COVID-19: testing by laboratory

Data through Mar 17, 2021 verified as of Mar 18, 2021 at 09:25 AM

Data in this report are provisional and subject to change.

The numbers in the table below represent the number of Florida and non-Florida residents for whom test results were received by the Department of Health. A person can be tested by more than one laboratory and can have both positive and negative results. **Therefore, the sum of the numbers in each column will be larger than the total number of people tested.**

Reporting lab	Inconclusive	Negative	Positive	Percent positive	Total
BAYLOR COLLEGE OF MEDICINE			2	100%	2
UNIVERSITY COMMUNITY HEALTH SERVICES		1	1	50%	2
VA OUTPATIENT PHARMACY			2	100%	2
SOUTHSIDE FAMILY MEDICAL		2			2
TEQUESTA FAMILY MEDICAL CENTER LLC			2	100%	2
BROOKSVILLE DIALYSIS			2	100%	2
ASANTE ROGUE REGIONAL MEDICAL CENTER L		2			2
MINUTECLINIC DIAGNOSTIC, PA		2			2
CROSSTOWN PHARMACY		2			2
MAGNOLIA MANOR OF COLUMBUS		2			2
BFT LAB			2	100%	2
INTERNAL MEDICINE ASSOCIATES-DUNELLON			2	100%	2
RAINY LAKE MEDICAL CENTER			2	100%	2
CIGNA GATEWAY			2	100%	2
Alden Des Plaines			2	100%	2
MADISON HOSPITAL LABORATORY			2	100%	2
MEDLOGIC, LLC		2			2
NEMOURS CHILDRENS PRIMARY CARE			2	100%	2
Stillwater Healthcare		2			2
RCA LABORATORY SERVICES LLC			2	100%	2
FLORIDA MEDICAL CENTER			2	100%	2
GULF COAST MEDICAL CENTER RESPIRATORY CARE			2	100%	2
GRACE HEALTHCARE OF LAKE WALES		1	1	50%	2
INTERMOUNTAIN MEDICAL CENTER			2	100%	2
DOWN HOME MEDICAL			2	100%	2
CROSSROADS URGENT CARE DBA URGENT TEA		2			2
Manor At Perrysburg		2			2
SOUTHERN SURGICAL ARTS		2			2
UNIVERSITY OF MIAMI SCCC RESEARCH LABORATORY			2	100%	2
MINUTECLINIC #788		2			2
GEISINGER MEDICAL CENTER		2			2
ATVIVO LLC		2			2
Lenawee Medical Care Facility		2			2
ADVANCED MEDICAL CARE			2	100%	2
MEMORIAL HOSPITAL OF SOUTH BEND			2	100%	2
PTC LABORATORIES			2	100%	2
MEMORIAL HERMANN HOSPITAL			2	100%	2
MINUTECLINIC #1773		2			2
PEDIATRICS IN NORTH FLORIDA PA			2	100%	2
LILY PHARMACY		2			2
RIGHT AT HOME			2	100%	2
ELMHURST MEMORIAL HOSPITAL			2	100%	2
FL DEPT OF HEALTH MARION COUNTY MOBILE HEALTH UNIT			2	100%	2
Manor Care-Kingston Court of York PA, LLC		2			2
MINUTECLINIC DIAGNOSTIC OF OHIO #6192		2			2
Crowne Health Care of Mobile		2			2
STATCARE URGENT AND WALK-IN			2	100%	2

# COVID-19: testing by laboratory

Data through Mar 17, 2021 verified as of Mar 18, 2021 at 09:25 AM

Data in this report are provisional and subject to change.

The numbers in the table below represent the number of Florida and non-Florida residents for whom test results were received by the Department of Health. A person can be tested by more than one laboratory and can have both positive and negative results. **Therefore, the sum of the numbers in each column will be larger than the total number of people tested.**

Reporting lab	Inconclusive	Negative	Positive	Percent positive	Total
NEWTON MEMORIAL HOSPITAL		2			2
WillowBrooke Court at Westminster Village		2			2
POPLAR HEALTHCARE			2	100%	2
BAPTIST HOSPITAL PRIMARY CARE GULF BREEZE			2	100%	2
Kroger 853 - The Little Clinic East Broad Street		2			2
CVS NH6596POCT HAMPTON		2			2
FLORIDA DEPARTMENT OF HEALTH IN ESCAMBIA COUNTY		1	1	50%	2
University Center East			2	100%	2
Kroger 647 - The Little Clinic Newnan Crossings		1	1	50%	2
NOVA SOUTHEASTERN UNIVERSITY - STUDENT MEDICAL CTR			2	100%	2
MEMORIAL HOSPITAL WEST			2	100%	2
IM&P WELLNES CENTER			2	100%	2
FLORIDA KEYS PED & ADOLES CTR			2	100%	2
CVS NC3514POCT STANLEY		2			2
FASTCARE LLC			2	100%	2
Kroger 549 - The Little Clinic Clinton Highway		2			2
GERM BUSTERS 911 LLC			2	100%	2
AYASS BIOSCIENCE LLC			2	100%	2
OAKS OF CLEARWATER, THE		2			2
SWEETWATER NURSING CENTER		2			2
U OF MIAMI MILLER SCHOOL OF MEDICINE			2	100%	2
SARASOTA IMMEDIATE CARE			2	100%	2
Jacob's Creek Nursing and Rehabilitation Center		2			2
CQUENTIA NGS, LLC			2	100%	2
THE FOUNTAIN AT BOCA CIEGA BAY		2			2
CHNJ		2			2
NEW YORK CITY CENTRAL COVID			2	100%	2
ACCESS 365 URGENT CARE LLC			2	100%	2
AFC PHYSICIANS OF FLORIDA, PA			2	100%	2
MEDEXPRESS URGEN CARE - EAST BRUNSWICK		2			2
SCIENTIFIC LABORATORY COMPANY		2			2
SOMA MEDICAL CENTER PA #3 GREENACRES			2	100%	2
BEAUFORT MEMORIAL			2	100%	2
STATE OF FLORIDA			2	100%	2
ACN PHYSICIANS GROUP CORP			2	100%	2
BLACKBAG DIGITAL HEALTH LLC		2			2
ASPIRUS RIVERVIEW HOSPITAL & CLINICS INC		1	1	50%	2
OSF ST JOSEPH MEDICAL CENTER			2	100%	2
SOUTHEAST GEORGIA HEALTH SYSTEM			2	100%	2
PruittHealth Lakehaven		2			2
RIVERVIEW MEDICAL CLINIC		2			2
SPRINGFIELD HOSPITAL LABORATORY			2	100%	2
Kroger 596 - The Little Clinic Brentwood		2			2
VITAL CARE CLINIC, LLC			2	100%	2
PREMIER MOBILE HEALTH SERVICES, LLC			2	100%	2
MID AMERICA CLINICAL LABS			2	100%	2
HEARTLAND HOME HEALTH CARE		2			2

# COVID-19: testing by laboratory

Data through Mar 17, 2021 verified as of Mar 18, 2021 at 09:25 AM

Data in this report are provisional and subject to change.

The numbers in the table below represent the number of Florida and non-Florida residents for whom test results were received by the Department of Health. A person can be tested by more than one laboratory and can have both positive and negative results. **Therefore, the sum of the numbers in each column will be larger than the total number of people tested.**

Reporting lab	Inconclusive	Negative	Positive	Percent positive	Total
HOLY FAMILY MEDICAL CENTER		1	1	50%	2
UNIVERSITY OF TEXAS AT EL PASO, THE			2	100%	2
APPLECARE VALDOSTA			2	100%	2
NORTHWELL HEALTH			2	100%	2
HEALTH AND WELLNESS URGENT CARE LLC			2	100%	2
RENFREW CENTERS INC		2			2
MCLAREN REGIONAL MEDICAL CENTER			2	100%	2
COOK HOSPITAL AND CARE CENTER		1	1	50%	2
SANIBEL MEDICAL CLINIC			2	100%	2
MINUTECLINIC DIAG OF IND, LLC #6908		2			2
POMONA VALLEY COMMUNITY HOSPITAL			2	100%	2
VANAYER HEALTHCARE AND REHAB CENTER		2			2
Crestwood Nursing Center		1	1	50%	2
CVS PA7611POCT ALLISON PARK		2			2
CARENOW LENEXA			2	100%	2
UWMC MONTLAKE DEPT OF LAB MED			2	100%	2
PALMETTO FAMILY HEALTH CENTER			2	100%	2
WARE EXPRESS CARE			2	100%	2
KANSAS CITY VA MEDICAL CENTER			2	100%	2
MAIN STREET MEDICAL CENTERS		2			2
MIDDLE TENN MENTAL HEALTH INSTITUTE		2			2
Kroger 441 - The Little Clinic Middletown		2			2
Kroger 101 - The Little Clinic Hill Top		2			2
DELAWARE DIAGNOSTICS LABS			2	100%	2
MEDEXPRESS URGENT CARE - CEDAR KNOLLS		2			2
BAYSTATE MEDICAL CENTER		1	1	50%	2
Garden Isle Healthcare and Rehabilitation Center		2			2
MAWD PATHOLOGY GROUP			2	100%	2
STAGES OF LIFE MEDICAL INSTITUTE			2	100%	2
PEACEHEALTH CENTRAL		2			2
OSF SAINT FRANCIS MEDICAL CENTER			2	100%	2
UVA HEALTH SYSTEM MEDICAL LABORATORIES			2	100%	2
MEDEXPRESS URGENT CARE - SPRINGDALE, S 40TH STREET		2			2
MEDERI CARETENDERS		1	1	50%	2
AUSTIN REGIONAL CLINIC MICROBIOLOGY LAB			2	100%	2
MIDDLEBURG PEDIATRICS			2	100%	2
VELOCITY URGENT CARE			2	100%	2
JACKSON LABORATORY OF GENOMIC MEDICINE		2			2
NIAGARA APOTHECARY INC		2			2
HELEN HAYES HOSPITAL LABORATORY		2			2
441 URGENT CARE-MULBERRY			2	100%	2
DOCTORS MEDICAL CTR OF WALTON COUNTY			2	100%	2
NORTH MCALLEN PEDIATRIC CENTER			2	100%	2
UNITED MEMORIAL MEDICAL CENTER			2	100%	2
GREEN POINT RX INC DBA ALTRU CHEMISTS		2			2
Workmens Circle Multicare Center		2			2
WEST COAST PEDIATRICS			2	100%	2



# COVID-19: testing by laboratory

Data through Mar 17, 2021 verified as of Mar 18, 2021 at 09:25 AM

Data in this report are provisional and subject to change.

The numbers in the table below represent the number of Florida and non-Florida residents for whom test results were received by the Department of Health. A person can be tested by more than one laboratory and can have both positive and negative results. **Therefore, the sum of the numbers in each column will be larger than the total number of people tested.**

Reporting lab	Inconclusive	Negative	Positive	Percent positive	Total
DEPT OF HEALTH			2	100%	2
SKIN WELLNESS PHYSICIANS LLC		2			2
BLOSSOMS ASSISTED LIVING 1 LLC			2	100%	2
VALLEY MEDICAL LABORATORY			2	100%	2
UK HEALTHCARE			2	100%	2
SPECTRUM HEALTH			2	100%	2
MANASOTA PEDIATRICS			2	100%	2
OMEGA RESEARCH CONSULTANTS			2	100%	2
GRASSY SPRAIN PHARMACY INC		2			2
SIGNAL DIAGNOSTICS DBA FLOWHEALTH LABS			2	100%	2
Chatham Nursing and Rehab Center		2			2
SPRINGHILL SENIOR RESIDENCE		2			2
St. Luke's Care Center		2			2
MINUTECLINIC MINUTECLINIC #4978		1	1	50%	2
CITRUS DERMATOLOGY			2	100%	2
CHRISTUS SPOHN HOSPITAL			2	100%	2
HEALTH EXPRESS URGENT CARE			2	100%	2
HAWAII DEPARTMENT OF HEALTH			2	100%	2
ST. ELIZABETH HEALTHCARE			2	100%	2
JASPER MEMORIAL HOSPITAL		1	1	50%	2
Camellia Gardens		2			2
ESCANDON DIAGNOSTIC CLINIC			2	100%	2
SHANDS JACKSONVILLE CLINICAL CENTER		1	1	50%	2
PARKRIDGE MEDICAL CENTER			2	100%	2
Buena Vista Care Center		2			2
HAILE MEDICAL GROUP PA		2			2
MEMORIAL HERMANN CONSOLIDATED LABORATORY SERVICES			2	100%	2
CHI MEMORIAL PRIMARY CARE ASSOCIATES-A		2			2
PALM COAST DIALYSIS		2			2
LEGACY ER & URGENT CARE - FRISCO WEST			2	100%	2
Jersey City Medical Center		2			2
DIVERSE MEDICAL CARE LLC			2	100%	2
NORTHEAST FLORIDA HEALTH SERVICES, INC DBA FAMILY HEALTH SOURCE			2	100%	2
WE CARE HOME HEALTH SOLUTIONS LLC			2	100%	2
THE DOCTOR'S OFFICE OF WEST CALDWELL		2			2
SOUTHERN TENNESSEE MEDICAL CENTER			2	100%	2
NATIONAL JEWISH HEALTH			2	100%	2
CVS MA920POCT CLINTON		2			2
FLORIDA CLINICAL LABORATORY INC			2	100%	2
BAYCARE OUTREACH LAB WH SOUTH			2	100%	2
CDK LIBERTY ENTERPRISES, LLC		2			2
PRONTO URGENT CARE			2	100%	2
MISSION HOSPITAL REGIONAL MEDICAL CENTER			2	100%	2
DRR JMC URGENT CARE DONALD ROSS			2	100%	2
MEDEXPRESS URGENT CARE - EWING		2			2
Good Samaritan Society Waukon		2			2
COX HEALTH SOUTH LAB		1	1	50%	2

# COVID-19: testing by laboratory

Data through Mar 17, 2021 verified as of Mar 18, 2021 at 09:25 AM

Data in this report are provisional and subject to change.

The numbers in the table below represent the number of Florida and non-Florida residents for whom test results were received by the Department of Health. A person can be tested by more than one laboratory and can have both positive and negative results. **Therefore, the sum of the numbers in each column will be larger than the total number of people tested.**

Reporting lab	Inconclusive	Negative	Positive	Percent positive	Total
EXPRESS CARE WALK-IN CLINIC			2	100%	2
LAB CORP OF AMER SAN DIEGO			2	100%	2
ST JOHN'S RIVERSIDE HOSPITAL		2			2
NEMOURS CHILDREN'S PRIMARY CARE THE VILLAGES		2			2
HPH HOME CARE		1	1	50%	2
The Palms Nursing and Rehabilitation		1	1	50%	2
TMH PHYSICIAN PARTNERS MONTICELLO		1	1	50%	2
RHODE ISLAND DEPARTMENT OF HEALTH LABORATORIES			2	100%	2
Great Lakes Health Center			2	100%	2
SOUTHERN BREEZE HEALTHCARE		1	1	50%	2
VALUE DRUGS BRONXVILLE INC		2			2
HACKENSACK MERIDIAN URGENT CARE, PC		2			2
DASCENA LAB			2	100%	2
NORTH COUNTRY FAMILY HEALTH CENTER INC		2			2
MEDEXPRESS URGENT CARE - BRIDGEVILLE		2			2
WARD MEMORIAL HOSPITAL		2			2
NEW BRIDGE MEDICAL CENTER		2			2
BUFFALO CROSSINGS HEALTHCARE AND REHABILITATION CENTER			2	100%	2
CHIEFLAND MEDICAL CENTER LLC			2	100%	2
LIFELINK OF FLORIDA		1	1	50%	2
CVS PHARMACY			2	100%	2
Avanti Wellness and Rehab			2	100%	2
LABTOX LABORATORIES			2	100%	2
SUNNYSIDE MANOR		2			2
JACKSONVILLE VA OPC			2	100%	2
MEDEXPRESS URGENT CARE - WEXFORD		2			2
RAPID MEDLAB (004MO)		2			2
CVS TX5807POCT PEARLAND		2			2
BAYLOR SCOTT & WHITE COMPREHENSIVE WOUND			2	100%	2
SACRED HEART HEALTH SYSTEMS INC			2	100%	2
CONEMAUGH MEMORIAL MEDICAL CENTER		2			2
CVS OH4300POCT STRONGSVILLE		2			2
Good Samaritan Society-Blackduck		1	1	50%	2
NEIGHBORCARE PHARMACY SERVICES		2			2
MAGNOLIA ADULT, LLC			2	100%	2
CENTRAL FLORIDA FAMILY HEALTH CENTER		2			2
FLORIDA DEPARTMENT OF HEALTH IN LEE COUNTY		1	1	50%	2
Life Care Center of Elyria		2			2
EVERYBODY'S FAMILY CLINIC		2			2
MEDEXPRESS - WILMINGTON KIRKWOOD HIGHWAY		2			2
CVS PA371POCT PHILADELPHIA		2			2
CVS MA2125POCT NATICK		1	1	50%	2
BELLIN HOSPITAL			2	100%	2
VENETIAN GARDENS		2			2
NEW GEN LABS			2	100%	2
FHCP ASC - ORANGE CITY			2	100%	2
MINUTECLINIC DIAGNOSTIC OF OHIO #6139		2			2

# COVID-19: testing by laboratory

Data through Mar 17, 2021 verified as of Mar 18, 2021 at 09:25 AM

Data in this report are provisional and subject to change.

The numbers in the table below represent the number of Florida and non-Florida residents for whom test results were received by the Department of Health. A person can be tested by more than one laboratory and can have both positive and negative results. **Therefore, the sum of the numbers in each column will be larger than the total number of people tested.**

Reporting lab	Inconclusive	Negative	Positive	Percent positive	Total
Piney Grove Nursing and Rehabilitation Center		2			2
CVS OH4499POCT LYNDHURST		2			2
CVS TX3292POCT WYLIE		2			2
MEDEXPRESS URGENT CARE - JEANNETTE		2			2
Alden Terrace of McHenry			2	100%	2
Kroger 127 - The Little Clinic Lakewood-Alameda		2			2
CERTIVIA LABORATORIES			2	100%	2
UNIVERSTIY OF ILLINOIS HOSPITAL			2	100%	2
ST. JOSEPH REGIONAL MEDICAL CENTER			2	100%	2
MANSFIELD MEDICAL LODGE			2	100%	2
CVS OH3329POCT LAKEWOOD		2			2
Manorcare Health Services West Reading North		2			2
CVS PA4000POCT INDIANA		2			2
OAKMONT WEST- GREENVILLE SC		2			2
MAYO CLINIC BEACHES PRIMARY CARE CTR		2			2
CVS OH4301POCT NORTHFIELD		2			2
Robert Cranfield			2	100%	2
SOUTHCARE PHARMACY INC			2	100%	2
HANOVER ENDOSCOPY CENTER		2			2
ARCPPOINT LABS OF ALTAMONTE SPRINGS			2	100%	2
PALMS OF FT MYERS,THE			2	100%	2
HUMC		1	1	50%	2
MANATEE MEMORIAL HOSPITAL CLINICAL LABORATORY			2	100%	2
GINKGO-IXLAYER		2			2
Walgreens #10207		2			2
MEDEXPRESS URGENT CARE - MYLAN			2	100%	2
SYLVAN NURSING			2	100%	2
MEDAILLE COLLEGE WELLNESS CENTER		2			2
CVS MA1877POCT NORTON		2			2
PINARD HOME HEALTH SERVICES INC			2	100%	2
MID-FLORIDA PATHOLOGY LLC - MOBILE UNIT # 3			2	100%	2
ROBERTS WESLEYAN COLLEGE HEALTH CENTE		2			2
CVS SC2497POCT LEXINGTON		2			2
Kroger 550 - The Little Clinic Bellevue		2			2
STOP URGENT CARE			2	100%	2
HOME ACCESS HEALTH			2	100%	2
EDGEWATER RETIREMENT MANOR			2	100%	2
UT AUSTIN UNIVERSITY HEALTH SERVICES			2	100%	2
EXCUSED ABSENCE PLLC		2			2
MINUTECLINIC LLC (2335)		1	1	50%	2
CLEAR LAKE REGIONAL MEDICAL CENTER			2	100%	2
HAMILTON CHD		2			2
CITRUS HEALTH NETWORK INC			2	100%	2
IN & OUT URGENT CARE METAIRIE			2	100%	2
Kroger 400 - The Little Clinic Hartley Bridge Rd		1	1	50%	2
PUBLIC HEALTH LABORATORY	1		1	50%	2
TENNESSEE DEPARTMENT OF HEALTH (TDH) - REGIONAL LABORATORY			2	100%	2

# COVID-19: testing by laboratory

Data through Mar 17, 2021 verified as of Mar 18, 2021 at 09:25 AM

Data in this report are provisional and subject to change.

The numbers in the table below represent the number of Florida and non-Florida residents for whom test results were received by the Department of Health. A person can be tested by more than one laboratory and can have both positive and negative results. **Therefore, the sum of the numbers in each column will be larger than the total number of people tested.**

Reporting lab	Inconclusive	Negative	Positive	Percent positive	Total
BAYCARE OUTREACH LAB			2	100%	2
AHC Forest cove		2			2
RICHICHI FAMILY HEALTH			2	100%	2
MEDEXPRESS URGENT CARE - RUNNEMEDE		1	1	50%	2
COOPER CLINIC			2	100%	2
MASSACHUSETTS DEPARTMENT OF HEALTH			2	100%	2
LABCORP OF AMERICA HOLDINGS		1	1	50%	2
HEALTH FIRST MEDICAL GROUP			2	100%	2
VA SALT LAKE CITY HCS		2			2
AMICUS MEDICAL CENTER LLC			2	100%	2
AMEDISYS HOME HEALTH OF GREENVILLE			2	100%	2
PLASMA MED RESEARCH DBA		2			2
JUPITER PEDIATRIC ASSOCIATES, PA		1	1	50%	2
COMPLETE HEALTH MEDICAL CENTER			2	100%	2
CVS SC7567POCT BOILING SPRINGS		1	1	50%	2
SOUTH TAMPA AFTER HOURS CLINIC			2	100%	2
PREMIER PEDIATRICS LLC			2	100%	2
CITY OF NEW YORK DEPARTMENT OF HEALTH			2	100%	2
MEDEXPRESS URGENT CARE-SALINA, S 9TH ST		2			2
METROHEALTH SYSTEM			2	100%	2
UNIVERSITY HOSPITAL OF BROOKLYN		2			2
Kroger 745 - The Little Clinic Somerset		2			2
THE CLUB AT BOYNTON BEACH, LLC			2	100%	2
CVS AZ5892POCT LAVEEN		2			2
87TH MEDICAL GROUP – MCGUIRE AMBULATORY CARE FACILITY		2			2
PHOEBE BERKS HEALTH CARE CENTER		2			2
FRASER MEMORIAL HOSPITAL		1	1	50%	2
TMH EC NORTHEAST LABORATORY			2	100%	2
US LABS		2			2
BRENTWOOD AT FORE RANCH			2	100%	2
PEACE RIVER MEDICAL CENTER		2			2
EASTLAKE MEDICAL CENTER		2			2
MARTIN MEDICAL CENTER INC		1	1	50%	2
DELRAY BEACH HEALTH DEPT LAB			2	100%	2
CRUC CMCH-COVID-19		2			2
APALACHEE CENTER INC		2			2
Bedford Care Center of Hattiesburg		2			2
CVS IL1170POCT JOLIET		2			2
PREVENTIVE HEALTH PARTNERS I L S C		2			2
EXPRESSCARE URGENT CARE CENTER			2	100%	2
NEW YORK PSYCHIATRIC INSTITUTE		2			2
CVS AZ9290POCT PHOENIX		2			2
CEDARS-SINAI MEDICAL CENTER			2	100%	2
MARCO ISLAND HOSPITAL INC D/B/A		1	1	50%	2
SKR MEDICAL ADVISORS		2			2
CVS M05727POCT PLATTE CITY		2			2
A+ URGENT/PRIMARY CARE			2	100%	2

# COVID-19: testing by laboratory

Data through Mar 17, 2021 verified as of Mar 18, 2021 at 09:25 AM

Data in this report are provisional and subject to change.

The numbers in the table below represent the number of Florida and non-Florida residents for whom test results were received by the Department of Health. A person can be tested by more than one laboratory and can have both positive and negative results. **Therefore, the sum of the numbers in each column will be larger than the total number of people tested.**

Reporting lab	Inconclusive	Negative	Positive	Percent positive	Total
DAYTON CHILDRENS HOSPITAL LAB			2	100%	2
FLORIDA MEDICAL CENTER OF CLEARWATER		2			2
AMERICAN RESEARCH CENTERS OF FLORIDA			2	100%	2
VIRGINIA DEPT OF HEALTH OFFICE OF EPIDEMIOLOGY			2	100%	2
Green Mountain Nursing and Rehabilitation		2			2
FAMILY CARE SPECIALISTS OF ORLANDO			2	100%	2
Kroger 096 - The Little Clinic Orchard and Holly		2			2
ENVOY OF FORK UNION, LLC DBA ENVOY AT THE VILLAGE		2			2
SMITH NORTHVIEW HOSPITAL LAB			2	100%	2
MINUTECLINIC DIAGNOSTIC PA #7110		2			2
MIAMI DADE MEDICAL RESEARCH INSTITUTE			2	100%	2
DR. G'S URGENT CARE			2	100%	2
Jackson Health Care Facility			2	100%	2
GOLDSTEIN			2	100%	2
Imboden Creek Living Center		2			2
TULANE MEDICAL CENTER			2	100%	2
ADVENTHEALTH EAST ORLANDO EMPLOYEE CLINIC		2			2
SHERIDAN AT HOBE SOUND, THE			2	100%	2
ACKERMAN CANCER CENTER		2			2
ACCESS LABORATORIES LLC			2	100%	2
MINUTECLINIC DIAGNOSTIC OF KANSAS, PC		2			2
MAJESTIC OAKS			2	100%	2
YOUTH AND YOU, INC		2			2
COLONIAL MEDICAL CENTER-EAST ORLANDO			2	100%	2
MEDEXPRESS URGENT CARE-WILKINS TOWNSHIP, WILLIAM PENN HIGHWAY		2			2
CLEVELAND CLINIC FLORIDA LABORATORY			2	100%	2
WALGREENS #13605		2			2
MINUTECLINIC DIAGNOSTIC, PA #10252		2			2
ORLANDO LUTHERAN TOWERS		1	1	50%	2
KR AT COLLEGE HARBOR		2			2
CPL LABS			2	100%	2
PALM BEACH DIABETES & ENDOCRINE SPECIALISTS PA			2	100%	2
AHC PARIS		2			2
CVS NH2257POCT MANCHESTER		2			2
SUMMIT URGENT CARE PS			2	100%	2
CVS MA447POCT NORTHAMPTON		2			2
FLORIDA MEDICAL CLINIC CARDIOLOGY-ZH			2	100%	2
MEDEXPRESS URGENT CARE-SELINGSGROVE		2			2
CLEARWATER PAIN MANAGEMENT ASSOCIATES			2	100%	2
AGILE URGENT CARE			2	100%	2
MARCO ISLAND MEDICAL CENTER			2	100%	2
MARLBORO URGENT CARE		2			2
INSPIRE HEALTHCARE CENTER			2	100%	2
EXCEL URGENT CARE OF PARAMUS LLC		2			2
RAPID URGENT CARE - ALBANY			2	100%	2
CREATIVE HEALTH CENTER			2	100%	2
SELECT MEDICAL CLINIC			2	100%	2



# COVID-19: testing by laboratory

Data through Mar 17, 2021 verified as of Mar 18, 2021 at 09:25 AM

Data in this report are provisional and subject to change.

The numbers in the table below represent the number of Florida and non-Florida residents for whom test results were received by the Department of Health. A person can be tested by more than one laboratory and can have both positive and negative results. **Therefore, the sum of the numbers in each column will be larger than the total number of people tested.**

Reporting lab	Inconclusive	Negative	Positive	Percent positive	Total
JULIE STAATS DO		2			2
VOLUNTEERS OF AMERICA OF FLORIDA			2	100%	2
MINUTECLINIC DIAGNOSTIC PA #3344		2			2
HOCHBERG LOWER SCHOOL		2			2
NLC LABS			2	100%	2
SOUTH DAKOTA DEPARTMENT OF HEALTH		2			2
ONTARIO COUNTY PUBLIC HEALTH		2			2
PALOS COMMUNITY HOSPITAL LABORATORY			2	100%	2
Parkridge Specialty Care		2			2
WEST FLORIDA MEDICAL ASSOCIATES, PA			2	100%	2
MID-FLORIDA HEMATOLOGY AND ONCOLOGY CENTERS		2			2
CHARLOTTE COUNTY HEALTH DEPARTMENT			2	100%	2
Providence of Sparta Health and Rehabilitation		2			2
PALM MEDICAL CENTER - PLANT CITY		2			2
GULF COAST IMMEDIATE CARE CENTER		1	1	50%	2
MASSENA HOSPITAL LABORATORY		2			2
MD NOW URGENT CARE CENTER INC.			2	100%	2
ONE MEDICAL GROUP		1	1	50%	2
STEWART ST ELIZABETH MEDICAL CENTER			2	100%	2
THE WINDSOR ORTEGA		2			2
Kroger 686 - The Little Clinic Farragut		2			2
MINUTECLINIC, DIAGNOSTIC OF TEXAS, LLC		2			2
LEHIGH MEDICAL AND RESEARCH CENTER, INC			2	100%	2
MEASE COUNTRYSIDE HOSPITAL CARDIAC REH			2	100%	2
TGH URGENT CARE - WESLEY CHAPEL			2	100%	2
TEXAS HEALTH CARE			2	100%	2
BOSTON PUBLIC HEALTH COMMISSION			2	100%	2
First Care Living Center/Essentia Health			2	100%	2
EMERALD TRACE		2			2
FIRST PREVENTION AND DIALYSIS CENTER LLC			2	100%	2
WillowBrooke Court at Southampton Estates		2			2
MEDSTAR HARBOR HOSPITAL			2	100%	2
ADVOCATE SHERMAN HOSPITAL			2	100%	2
NAVAL BRANCH MEDICAL CLINIC			2	100%	2
THE RIM URGENT CARE			2	100%	2
CVS MA41POCT TAUNTON		2			2
HARRINGTON PARK HEALTH AND REHAB		2			2
RAPID RESULT CORP LLC		1	1	50%	2
AFC/DOCTORS EXPRESS NORTH BERGEN		2			2
LOWELL GENERAL HOSPITAL			2	100%	2
ADVANCE FAMILY PRACTICE LLC			2	100%	2
ANDERSON COUNTY HOSPITAL			2	100%	2
MAYO CLINIC COUMADIN CLINIC LABORATORY		1	1	50%	2
BLUEWATER TOXICOLOGY			2	100%	2
Tuscola County Medical Care Community		2			2
SCDHEC BUREAU OF LABORATORIES			2	100%	2
EASTERN NIAGARA HOSPITAL		2			2

# COVID-19: testing by laboratory

Data through Mar 17, 2021 verified as of Mar 18, 2021 at 09:25 AM

Data in this report are provisional and subject to change.

The numbers in the table below represent the number of Florida and non-Florida residents for whom test results were received by the Department of Health. A person can be tested by more than one laboratory and can have both positive and negative results. **Therefore, the sum of the numbers in each column will be larger than the total number of people tested.**

Reporting lab	Inconclusive	Negative	Positive	Percent positive	Total
PRECISION DIAGNOSTIC INC		2			2
NORTON IMMEDIATE CARE CENTER - PRESTON			2	100%	2
CVS IL8750POCT CHICAGO		1	1	50%	2
MEDEXPRESS URGENT CARE - BENTON		2			2
THE HOSPITAL OF PROVIDENCE EMERGENCY ROOM			2	100%	2
PM PEDIATRICS OF BAYSIDE, PLLC - RIVE		2			2
FLORIDA MEDICAL CLINIC RADIOLOGY DALE MABRY		2			2
LEGACY LABORATORY SERVICES			2	100%	2
ATLAS GENOMICS			2	100%	2
WOMENS CARE FLORIDA LLC-LABORATORY		2			2
PRIMACARE MEDICAL LAKEWOOD			2	100%	2
JOHNSON CITY MEDICAL CENTER		1	1	50%	2
MOBILE HEALTH LABS LLC			2	100%	2
FLORIDA DEPARTMENT OF HEALTH (FDOH)			2	100%	2
Tidelands Health Rehabilitation Hospital			2	100%	2
LONG, SARAH		1	1	50%	2
CALIFORNIA DIVISION OF COMMUNICABLE DISEASE CONTROL			2	100%	2
COBLESKILL REGIONAL HOSPITAL		2			2
CLEMENT J ZABLOCKI VAMC		1			1
BREVARD FAMILY WALK IN CLINIC			1	100%	1
Troy Center for Rehabilitation & Nursing		1			1
ORCHID TERRACE		1			1
WEILL CORNELL MEDICAL ASSOCIATES - EAST SIDE		1			1
CENTRAL FLORIDA ADULT MEDICINE		1			1
ARIZONA STATE LABORATORY			1	100%	1
Kroger 390 - The Little Clinic North College Hill		1			1
JET MEDICAL CENTER			1	100%	1
VISTA LAKE ASSISTED LIVING			1	100%	1
MEDEXPRESS URGENT CARE - JACKSON		1			1
CAPITAL HEALTH PLAN - GOVERNORS SQUARE			1	100%	1
INDIGO PALMS			1	100%	1
NEVADA RURAL HOUSING AUTHORITY			1	100%	1
EVENTIDE LUTHERAN HOME		1			1
ALLIED PEDIATRICS & FAMILY MEDICINE			1	100%	1
HARDIN MEMORIAL HOSPITAL - HEARTLAND PATHOLOGY CONSULTANTS			1	100%	1
Hinesville VA Clinic		1			1
TLC MEDICAL			1	100%	1
ADDINGTON PLACE EAST LAKE		1			1
VALLEY HOSPITAL MEDICAL CENTER		1			1
KAISER PERMANENTE REGIONAL REFERENCE LABORATORY		1			1
FLORIDA HEART AND VASCULAR MULTISPECIALTY GROUP PA			1	100%	1
SANCHEZ CAZAU MEDICAL GROUP			1	100%	1
Shelbyville Manor		1			1
CVS TN6414POCT SMYRNA		1			1
SPRINGFIELD HOSPITAL			1	100%	1
Masonic Medical Research Institute			1	100%	1
Chateau Dville Rehab & Retirement		1			1

# COVID-19: testing by laboratory

Data through Mar 17, 2021 verified as of Mar 18, 2021 at 09:25 AM

Data in this report are provisional and subject to change.

The numbers in the table below represent the number of Florida and non-Florida residents for whom test results were received by the Department of Health. A person can be tested by more than one laboratory and can have both positive and negative results. **Therefore, the sum of the numbers in each column will be larger than the total number of people tested.**

Reporting lab	Inconclusive	Negative	Positive	Percent positive	Total
Northern Nevada State Veterans Home		1			1
VELOCITY URGENT CARE - LITTLE CREEK			1	100%	1
CAN COMMUNITY HEALTH LLC		1			1
ST.ELIZABETH HEALTH CENTER	1				1
Schoenbrunn Healthcare		1			1
SAINT FRANCIS HOSPITAL			1	100%	1
EMERSON HOSPITAL LABORATORY			1	100%	1
CVS TX7825POCT FRISCO		1			1
Arbors at Marietta		1			1
LIBERTY COMMONS NURSING AND REHABILITA		1			1
COASTAL ER IX, PHYSICIANS PREMIER			1	100%	1
CVS MA1022POCT CAMBRIDGE		1			1
Robinson Terrace Rehabilitation and Nursing Center		1			1
CHATEAU TERREBONNE HEALTH CARE		1			1
FLORIDA ADVANCED MEDICAL AND DERM AESTHETICS LLC			1	100%	1
PALM BEACH COUNTY SHERIFF OFFICE			1	100%	1
NORTHEAST GEORGIA HEALTH SYSTEM			1	100%	1
Walgreens #9121		1			1
BOCA GENERAL AND FAMILY MEDICINE		1			1
MEDEXPRESS URGENT CARE - LEOMINSTER		1			1
MRMC LAB MICRO			1	100%	1
WYOMING COUNTY DEPARTMENT OF HEALTH		1			1
PORTAGE MEDICAL CENTER			1	100%	1
Monument Health Strugis Care Center		1			1
ST. MICHAEL'S ELITE HOSPITAL			1	100%	1
Terrace Glen Village		1			1
SPINE & PAIN CONSULTANT PLLC		1			1
KEY WEST BRANCH MEDICAL CLINIC			1	100%	1
CVS OH4359POCT HUDSON		1			1
MIAMI-DADE COUNTY HEALTH DEPT.		1			1
TREASURE COAST MEDICAL CONCIERGE LLC			1	100%	1
ASANTE THREE RIVERS MEDICAL CENTER LAB		1			1
CYPRESS VILLAGE REHAB CENTER		1			1
PENSACOLA PATHOLOGY		1			1
Cornerstone at the Ranch		1			1
FREDERICK AVENUE GROUP HOME		1			1
INDIAN RIDGE		1			1
Kroger 670 - The Little Clinic Powell		1			1
THE LITTLE CLINIC, LLC			1	100%	1
PHOEBE PRIMARY CARE CAMILLA			1	100%	1
LABORATORY COPRORATION OF AMERICA			1	100%	1
BRIDGES AT LIFE CARE CENTER OF OCALA, THE			1	100%	1
Mason Health and Rehab		1			1
BROOKDALE WEST PALM BEACH			1	100%	1
AMBRY GENETICS CORP	1				1
FLORIDA HOSPITAL TRANSPLANT CENTER		1			1
UNIVERSITY PLACE NURSING CENTER		1			1

# COVID-19: testing by laboratory

Data through Mar 17, 2021 verified as of Mar 18, 2021 at 09:25 AM

Data in this report are provisional and subject to change.

The numbers in the table below represent the number of Florida and non-Florida residents for whom test results were received by the Department of Health. A person can be tested by more than one laboratory and can have both positive and negative results. **Therefore, the sum of the numbers in each column will be larger than the total number of people tested.**

Reporting lab	Inconclusive	Negative	Positive	Percent positive	Total
WVU MEDICINE AT SUNCREST TOWNE CENTRE			1	100%	1
TRADITIONAL MEDICINE CENTER			1	100%	1
Caldwell Care		1			1
INTERIM HEALTHCARE OF PALM COAST			1	100%	1
GULF COUNTY HEALTH DEPARTMENT			1	100%	1
CLINICAL CARE, INC			1	100%	1
Pontotoc Health and Rehab		1			1
UNIVERSITY OF MARYLAND PATHOLOGY ASSOCIATES			1	100%	1
SHANNON MEDICAL CENTER			1	100%	1
SUMMIT COUNTY PUBLIC HEALTH DEPARTMENT			1	100%	1
KENDALL PEDIATRICS PARTNERS LLC			1	100%	1
NEWCARE PRIMARY MEDICINE			1	100%	1
CENTRAL FL INTERNAL MEDICINE ASSOCIATES LLC		1			1
ADVENTHEALTH CENTRA CARE POINCIANA			1	100%	1
DERMDX, DIV OF AURORA DIAGNOSTICS/BERNHARDT LAB		1			1
Spring Gate Rehab and Healthcare Center		1			1
PCG MOLECULAR			1	100%	1
GULF BREEZE TREATMENT CENTER, LLC			1	100%	1
EMORY CRAWFORD LONG HOSPITAL			1	100%	1
CFHC - FROSTPROOF			1	100%	1
TMH PHYSICIAN PARTNERS WAKULLA			1	100%	1
NORTH CAROLINA STATE LABORATORY OF PUBLIC HEALTH, SPECTRUM LAB NETWORK			1	100%	1
CEPERO PEDIATRICS PA			1	100%	1
ST. VINCENT HOSPITAL			1	100%	1
GATEWAY LABORATORIES		1			1
AHC Dyersburg		1			1
DIRECT PRIMARY CARE OF BURLESON			1	100%	1
CULVER CITY URGENT CARE			1	100%	1
CVS IN6536POCT KOKOMO		1			1
REEVES COUNTY HOSPITAL DISTRICT			1	100%	1
Heritage Health of Peru			1	100%	1
Cerenity Senior Care-White Bear Lake		1			1
PENNY PEDIATRICS		1			1
UF HEALTH EMERGENCY CENTER LABORATORY		1			1
HIGHLANDS CLINICAL LABORATORY			1	100%	1
WAYNE COUNTY PUBLIC HEALTH		1			1
THE HOSPITALS OF PROVIDENCE EMERGENCY ROOM			1	100%	1
MEDEXPRESS URGENT CARE - PINE BLUFF S		1			1
BAYFRONT CARDIOVASCULAR ASSOCIATES			1	100%	1
FAMILY MEDICAL CENTERS			1	100%	1
CIRRUS DX			1	100%	1
MEDICAL ARTS LABORATORY			1	100%	1
CONCENTRA - TAMPA EAST		1			1
PARKWAY REGIONAL MEDICAL CENTER LAB			1	100%	1
CVS OH2381POCT LEWIS CENTER		1			1
TILLAMOOK COUNTY GENERAL HOSPITAL LAB		1			1
CARDIAC AND VASCULAR CONSULTANTS MD PA		1			1

# COVID-19: testing by laboratory

Data through Mar 17, 2021 verified as of Mar 18, 2021 at 09:25 AM

Data in this report are provisional and subject to change.

The numbers in the table below represent the number of Florida and non-Florida residents for whom test results were received by the Department of Health. A person can be tested by more than one laboratory and can have both positive and negative results. **Therefore, the sum of the numbers in each column will be larger than the total number of people tested.**

Reporting lab	Inconclusive	Negative	Positive	Percent positive	Total
INTERNAL MEDICINE GROUP OF WINTER HAVEN PA		1			1
BOULDER COMMUNITY HOSPITAL			1	100%	1
ABRAKIDABRA KIDS CLINIC			1	100%	1
Arch Plaza Nursing and Rehabilitation Center			1	100%	1
CARESPOT - WELLINGTON			1	100%	1
FAMILY MEDICAL CENTER OF HOLLYWOOD PA			1	100%	1
HALIFAX FAMILY HEALTH CENTER			1	100%	1
SOUTHEAST MISSOURI HOSPITAL		1			1
BAYCARE OUTREACH LAB AT NEW TAMPA			1	100%	1
METHODISM MIDLOTHIAN MEDICAL CENTER			1	100%	1
PREVENTIVE CARDIOLOGY AND INTERNAL MEDICINE ASSOCI			1	100%	1
CORPORATION OF AMERICA		1			1
CLARKSVILLE MANOR INC		1			1
CROZER-CHESTER MEDICAL CENTER			1	100%	1
THYROID SPECIALTY LABORATORY			1	100%	1
COASTAL MANOR		1			1
HUNTSVILLE HOSPITAL			1	100%	1
EH FARGO HOSPITAL LABORATORY			1	100%	1
BROOKSVILLE REGIONAL HOSPITAL			1	100%	1
ADVANCE CARDIOVASCULAR IMAGING, INC			1	100%	1
SUNCOAST FAMILY MEDICAL ASSOCIATES			1	100%	1
Bolingreen Health and Rehabilitation		1			1
CVS OH3481POCT MARYSVILLE		1			1
YOUR KIDS URGENT CARE			1	100%	1
ER NEAR ME HULEN		1			1
MEDCOR, INC			1	100%	1
JMJ FAMILY PRACTICE			1	100%	1
GARDEN VIEW CARE CENTER		1			1
CENTRAL JERSEY URGENT CARE OF GREEN BR		1			1
HEARTLAND PHARMACY SEBRING			1	100%	1
ALDEN PHARMACY		1			1
Accordius Health at Gastonia			1	100%	1
TRIPLE O RESEARCH INSTITUTE PA			1	100%	1
Walgreens #5421		1			1
CLIFTON-FINE HOSPITAL LABORATORY		1			1
BLANCHARD VALLEY HOSPITAL LABORATORY			1	100%	1
BOCA CIEGA CENTER			1	100%	1
Kroger 527 - The Little Clinic Hwy 70 S.		1			1
HOLYOKE MEDICAL CENTER			1	100%	1
LAB. CORP. OF AMERICA			1	100%	1
CLEVELAND CLINIC OHIO LABORATORIES			1	100%	1
WELLPATH			1	100%	1
Kingston Care Center of Fort Wayne		1			1
HARDIN HEALTH INC		1			1
ORLANDO PHYSICIAN NETWORK		1			1
UNIVERISTY HOSPITAL			1	100%	1
CHILDRENS HEALTHCARE CTE OF NORTHERN		1			1



# COVID-19: testing by laboratory

Data through Mar 17, 2021 verified as of Mar 18, 2021 at 09:25 AM

Data in this report are provisional and subject to change.

The numbers in the table below represent the number of Florida and non-Florida residents for whom test results were received by the Department of Health. A person can be tested by more than one laboratory and can have both positive and negative results. **Therefore, the sum of the numbers in each column will be larger than the total number of people tested.**

Reporting lab	Inconclusive	Negative	Positive	Percent positive	Total
CHOTA COMMUNITY HEALTH SERVICES		1			1
DIAGNOSTIC GROUP INTEGRATED HEALTHCARE			1	100%	1
J F K PEDIATRICS			1	100%	1
VILLAGES HEALTH SYSTEM, LLC, THE			1	100%	1
CVS OH3306POCT AKRON		1			1
Oak Hill Health & Rehabilitation Center			1	100%	1
TALLAHASSEE DIALYSIS		1			1
GARDENS PEDIATRICS			1	100%	1
ALTA BATES SUMMIT MEDICAL CENTER CLINICAL LAB			1	100%	1
MEDEXPRESS URGENT CARE - HADLEY		1			1
MEDEXPRESS URGENT CARE - LAWTON		1			1
CLINICAL MICROBIOLOGY LAB FAIRVIEW UNIVERSITY HOSPITAL			1	100%	1
FLORIDA HEALTH CARE MEDICAL GROUP		1			1
OCEANVIEW NURSING AND REHABILITAION CENTER			1	100%	1
The Evangelical Lutheran Good Samaritan Society Prescott Village		1			1
JOHNSON & JOHNSON VISION CARE-VISTAKON			1	100%	1
SUNY AT STONY BROOK			1	100%	1
FLORIDA CLINICAL RESEARCH CENTER, LLC			1	100%	1
ADVENTHEALTH MEDICAL GROUP SENIOR HEALTH AT			1	100%	1
PASCO COUNTY HEALTH DEPARTMENT			1	100%	1
PENROSE HOSPITAL			1	100%	1
Villa Maria			1	100%	1
CARESOUTH HHA HOLDINGS OF THE TREASURE COAST LLC			1	100%	1
NEW ULM MEDICAL CENTER			1	100%	1
NEMOURS CHILDRENS URGENT CARE			1	100%	1
STEPHENS COUNTY HOSPITAL			1	100%	1
The Pines at Poughkeepsie Center for Nursing and Rehabilitation		1			1
ADVANCE GASTROENTEROLOGY			1	100%	1
HILLSBORO MEDICAL CENTER MAIN LABORATO		1			1
MEMPHIS URGENT CARE #2, LLC			1	100%	1
BSA PHYSICIANS GROUP, INC D/B/A BSA FAMILY MEDICAL			1	100%	1
PALMA CEIA MED GROUP-SWANN		1			1
DORA HOME CARE			1	100%	1
LIFELINK TRANSPLANT INSTITUTE LAB			1	100%	1
ROSE MEDICAL CENTER LAB			1	100%	1
Riverside Nursing & Rehabilitation Center		1			1
CANDLER HOSPITAL			1	100%	1
PROVIDENCE HOSPITAL			1	100%	1
CURELOGICS WOUND CARE & HYPERBARIC CENTER		1			1
SANTA BARABARA ALF LLC (THE WINDSOR)			1	100%	1
Kroger 970 - The Little Clinic Westfield			1	100%	1
URGENTMED PLANTATION			1	100%	1
MCR HEALTH MEDICAL EXPRESS			1	100%	1
BAPTIST HOSPITAL EAST			1	100%	1
LITTLE FALLS HOSPITAL LABORATORY		1			1
INNOVATIVE HEALTH DIAGNOSTIC OF CALIFORNIA			1	100%	1
WALGREENS #15291		1			1

# COVID-19: testing by laboratory

Data through Mar 17, 2021 verified as of Mar 18, 2021 at 09:25 AM

Data in this report are provisional and subject to change.

The numbers in the table below represent the number of Florida and non-Florida residents for whom test results were received by the Department of Health. A person can be tested by more than one laboratory and can have both positive and negative results. **Therefore, the sum of the numbers in each column will be larger than the total number of people tested.**

Reporting lab	Inconclusive	Negative	Positive	Percent positive	Total
Glen Oaks Health and REhabilitation		1			1
SUN CLINICAL LABORATORIES			1	100%	1
FLORIDA HOSPITAL LAB			1	100%	1
PSL JAX BEACH OPERATIONS LLC			1	100%	1
KELLY			1	100%	1
JACKSON MADISON CO. GEN. HOSPITAL			1	100%	1
HUNEYCUTT FAMILY PRACTICE			1	100%	1
MIAMI CHILDRENS HOSPITAL MIDTOWN OUTPATIENT CENTER			1	100%	1
PLANT CITY FAMILY CARE		1			1
CONNECTICUT PEDIATRICS @ CHC		1			1
VIVIAN SIMMONS FAMILY PRACTICE			1	100%	1
ASCARATE DIALYSIS			1	100%	1
ST JOHNS MEDICAL CENTER		1			1
Kroger 97 - The Little Clinic Hutchinson		1			1
Grays Harbor Health and Rehabilitation		1			1
HOLMES FAMILY PRACTICE PA			1	100%	1
JAX FAMILY CARE		1			1
ALBANNA PEDIATRICS CENTER			1	100%	1
DAVENPORT PEDIATRICS CLERMONT			1	100%	1
ANDERSON FAMILY MEDICINE			1	100%	1
ABSOLUTE CAREGIVERS HOME HEALTH AGENCY INC			1	100%	1
CVS MI8091POCT FRASER		1			1
ADVANCED LABORATORY SERVICES			1	100%	1
SPECTRUM LUDINGTON			1	100%	1
HABANA HEALTH CARE CENTER			1	100%	1
CELEBRATION FAMILY PHYSICIANS LLC			1	100%	1
Good Samaritan Society - Albion		1			1
MYLAN-SOUTH POINT PA		1			1
Summit Medical Group Morristown Oncology		1			1
YOUTH HEALTH CENTER OF HUNTINGTON		1			1
Broomall Manor		1			1
Good Samaritan Society-Atkinson		1			1
SPECIALTY DRUG TESTING			1	100%	1
METROPOLITAN			1	100%	1
MOUNT SINAI MEDICAL CENTER AVENTURA ER			1	100%	1
BEAUMONT HOSPITAL			1	100%	1
PARK AVENUE PEDIATRICS PC		1			1
ANDREWS			1	100%	1
Kroger 539 - The Little Clinic Memorial Blvd.		1			1
CLINICAL LABORATORY DEPARTMENT			1	100%	1
Sunnybrook Rehabilitation Center			1	100%	1
BL DIAGNOSTICS LLC			1	100%	1
NORTH WEST FLORIDA DIAGNOSTIC ENOCRINOLOGY CLINIC			1	100%	1
SURGERY CENTER, THE			1	100%	1
Central Alabama Veterans HCS - East Campus		1			1
CVS AZ7263POCT PHOENIX		1			1
Signature Healthcare of Georgetown		1			1

# COVID-19: testing by laboratory

Data through Mar 17, 2021 verified as of Mar 18, 2021 at 09:25 AM

Data in this report are provisional and subject to change.

The numbers in the table below represent the number of Florida and non-Florida residents for whom test results were received by the Department of Health. A person can be tested by more than one laboratory and can have both positive and negative results. **Therefore, the sum of the numbers in each column will be larger than the total number of people tested.**

Reporting lab	Inconclusive	Negative	Positive	Percent positive	Total
BASCOM PALMER EYE INSTITUTE			1	100%	1
ARIZA WELLNESS CARE LLC			1	100%	1
MARYWOOD HEIGHTS		1			1
IP BOISE 1			1	100%	1
EXPRESS WALK IN MEDICAL CENTER			1	100%	1
MEDHEALTH CLINICAL INC			1	100%	1
SYCAMORE MEDICAL CENTER-KETTERING HEALTH NETWORK			1	100%	1
KINGWOOD EMERGENCY CENTER			1	100%	1
OMNI HEALTHCARE INC			1	100%	1
ORANGE PEDIATRICS PA			1	100%	1
CLINTON DRUG STORE		1			1
Birmingham Nursing and Rehabilitation East LLC		1			1
John L. McClellan Memorial Veterans Hospital		1			1
HEARTLAND OF ZEPHYRHILLS FL, LLC			1	100%	1
CVS AZ9277POCT TUCSON		1			1
KANA MEDICAL			1	100%	1
Chestnut Ridge Nursing & Rehab		1			1
C V S / PHARMACY #4396		1			1
RIVERTON CBOC			1	100%	1
ORLANDO DIALYSIS		1			1
Florida Baptist Retirement Center		1			1
FAIRFIELD MEDICAL CENTER			1	100%	1
HATLEY HEALTH CARE, INC		1			1
DESTIN SURGERY CENTER LTD		1			1
FAITH FAMILY PRACTICE			1	100%	1
DOCTORS MEMORIAL HOSP HOME HEALTH CARE		1			1
HANCOCK REGIONAL HOSPITAL		1			1
TGH URGENT CARE – WESTCHASE			1	100%	1
ELITE MEDICAL LABORATORY SOLUTIONS LLC			1	100%	1
1ST MED DOTHAN			1	100%	1
IDAHO HEALTH DEPARTMENT			1	100%	1
FLORIDA HOME HEALTH			1	100%	1
Williamstown Commons			1	100%	1
Oakview Manor Health and Rehab		1			1
LONESTAR 24HRER MANAGEMENT LLC DBA LONESTAR 24HRER			1	100%	1
MEDAC AT PORTERS NECK			1	100%	1
CHI MEMORIAL HOSPITAL CHATTANOOGA			1	100%	1
Melbourne Terrace Rehabilitation Center			1	100%	1
WALGREENS NO 10512			1	100%	1
HUNTERS CREEK MEDICAL ASSOCIATES PA		1			1
NOORANI MEDICAL CENTER LLC			1	100%	1
CLEVELAND HEARTLAB			1	100%	1
AMERICA'S ER SITE 002 LLC			1	100%	1
Miller Health Care Center			1	100%	1
MEDEXPRESS URGENT CARE - ROCKAWAY		1			1
SAINT LEO UNIVERSITY INCORPORATED			1	100%	1
TENNOVA HEALTHCARE - CLEVELAND			1	100%	1

# COVID-19: testing by laboratory

Data through Mar 17, 2021 verified as of Mar 18, 2021 at 09:25 AM

Data in this report are provisional and subject to change.

The numbers in the table below represent the number of Florida and non-Florida residents for whom test results were received by the Department of Health. A person can be tested by more than one laboratory and can have both positive and negative results. **Therefore, the sum of the numbers in each column will be larger than the total number of people tested.**

Reporting lab	Inconclusive	Negative	Positive	Percent positive	Total
JEFFREY A HIRSCHFIELD, MD PA			1	100%	1
CONSOLIDATED			1	100%	1
YUMA REGIONAL MEDICAL CENTER			1	100%	1
CLEVELAND CLINIC OUTPATIENT LABORATORY			1	100%	1
URGENT 202 COX CREEK PKWY		1			1
SCHUYLER HOSPITAL		1			1
BOCA RATON REGIONAL HOSPITAL		1			1
COMMUNITY CARE CENTER□		1			1
TMH URGENT CARE CENTER			1	100%	1
PHYSICIAN ASSOCIATES, LLC			1	100%	1
GENEVA FAMILY HEALTH			1	100%	1
DOYLESTOWN HOSPITAL			1	100%	1
FIRSTCARE MEDICAL CENTER			1	100%	1
COLLINS NURSING HOME		1			1
Vista Park			1	100%	1
RESOURCE PATH LLC			1	100%	1
NABI		1			1
C V S / PHARMACY #833		1			1
MED CHOICE CENTER OF NORTH MIAMI			1	100%	1
FRESENIUS KIDNEY CARE FORT WALTON BEACH			1	100%	1
MEDEXPRESS URGENT CARE - MT EPHRAIM		1			1
GAMMA HEALTHCARE, INC		1			1
American Fork Care Center dba Heritage Care Center		1			1
Fulton County Medical Center Long Term Care			1	100%	1
KIOSK MEDICINE KENTUCKY LLC		1			1
AUTUMN HOUSE			1	100%	1
CARSON NURSING AND REHABILITATION CENTER		1			1
MIRAMAR KIDNEY CENTER		1			1
FLORIDA FAMILY LABORATORY		1			1
WELL-KEY URGENT CARE SEVIERVILLE			1	100%	1
BGB SUMMIT MEDICAL GROUP		1			1
Mountain City Care and Rehabilitation Center		1			1
MD NOW MEDICAL CENTERS, INC			1	100%	1
GADSDEN FAMILY PRACTICE		1			1
MINUTECLINIC DIAGNOSTIC OF VIRGINIA, LLC #1980		1			1
WAKE FOREST MEDICAL CENTER LABORATORY			1	100%	1
WESTEX URGENT CARE, PLLC			1	100%	1
Parkside Manor		1			1
ROCKLEDGE HEALTH & REHABILITATION CENTER			1	100%	1
Fairhope		1			1
SIGNATURE CARE MIDLAND			1	100%	1
ADVENTHEALTH HOME CARE WATERMAN			1	100%	1
CVS CA9485POCT MISSION VIEJO		1			1
Nemours Children's Clinic-Orla			1	100%	1
Community Care Center of Heritage House, LLC			1	100%	1
HIDALGO FAMILY CLINIC			1	100%	1
NEW RIVER HEALTH DISTRICT			1	100%	1

# COVID-19: testing by laboratory

Data through Mar 17, 2021 verified as of Mar 18, 2021 at 09:25 AM

Data in this report are provisional and subject to change.

The numbers in the table below represent the number of Florida and non-Florida residents for whom test results were received by the Department of Health. A person can be tested by more than one laboratory and can have both positive and negative results. **Therefore, the sum of the numbers in each column will be larger than the total number of people tested.**

Reporting lab	Inconclusive	Negative	Positive	Percent positive	Total
MORSELIFE HOME CARE INC			1	100%	1
MEDEXPRESS URGENT CARE - WICHITA, N MAIZE RD		1			1
Juniper Village at Bucks County		1			1
Rehab Select of Talladega		1			1
Orange City Nursing and Rehab Center			1	100%	1
PROVIDENCE PORTLAND MEDICAL CENTER		1			1
WALMART PHARMACY 10-4554		1			1
GOOD SAMARITAN HOSPITAL			1	100%	1
MBMG OF WINTER HAVEN			1	100%	1
MERCY MEDICAL CENTER INC			1	100%	1
URGENT DOC -NACOGODOCHES CLINIC			1	100%	1
ST FRANCIS MEDICAL CENTER			1	100%	1
Chateau Living Center			1	100%	1
SEATTLE-KING COUNTY			1	100%	1
THE TOLEDO HOSPITAL			1	100%	1
SPECTRUM LABORATORY			1	100%	1
ST ANTHONY COMMUNITY HOSPITAL LAB		1			1
VA Texas Valley Coastal Bend Harlingen HCC		1			1
CHC			1	100%	1
WHEATON FRANCISCAN LABORATORY			1	100%	1
MEDEXPRESS URGENT CARE - WESTFIELD, E MAIN ST			1	100%	1
MEDCARE QUALITY MEDICAL CENTER LLC			1	100%	1
MEMORIAL HOSPITAL LOS BANOS			1	100%	1
Piqua Manor		1			1
PALMETTO CHARTER SCHOOL☐		1			1
SOUTH DADE NURSING & REHABILITATION CENTER☐			1	100%	1
EXPRESS CARE OF OCALA			1	100%	1
ALABAMA REFERENCE LAB			1	100%	1
Consulate Health Care of Tallahassee			1	100%	1
LIFE CARE CENTER OF HILTON HEAD		1			1
TMH PHYSICIAN PARTNERS QUINCY			1	100%	1
SEGAL INSTITUTE FOR CLINICAL RESEARCH INC			1	100%	1
SILVERMAN			1	100%	1
THE INTERNAL MEDICAL GROUP		1			1
PHYSICIANS URGENT CARE			1	100%	1
Eugene J. Towbin Healthcare Center		1			1
EAGLE COUNTY HEALTH AND HUMAN SERVICES			1	100%	1
CVS MA217POCT TEWKSBURY		1			1
DORNOCH PLACE DEL PRADO		1			1
HEALTH CLINIC,THE		1			1
MEMORIAL HERMANN SOUTHWEST HOSPITAL			1	100%	1
ARLINGTON ADULT RESIDENTIAL FACILITY, INC			1	100%	1
LOUISIANA STATE LAB			1	100%	1
AVON PARK CLUSTER		1			1
FAMILY PRACTICE OF CENTRAL FLORIDA PA			1	100%	1
HEALTH FIRST MEDICAL GROUP LLC			1	100%	1
Crisp Regional Nursing and Rehab Center		1			1



# COVID-19: testing by laboratory

Data through Mar 17, 2021 verified as of Mar 18, 2021 at 09:25 AM

Data in this report are provisional and subject to change.

The numbers in the table below represent the number of Florida and non-Florida residents for whom test results were received by the Department of Health. A person can be tested by more than one laboratory and can have both positive and negative results. **Therefore, the sum of the numbers in each column will be larger than the total number of people tested.**

Reporting lab	Inconclusive	Negative	Positive	Percent positive	Total
Crowne Health Care of Eufaula		1			1
EVANS FAMILY CARE PA			1	100%	1
Walgreens #3049		1			1
MEMORIAL HOSPITAL AT GULFPORT			1	100%	1
ALLEGHENY GENERAL HOSPITAL			1	100%	1
CVS KS8601POCT OVERLAND PARK			1	100%	1
SARHA DOCTORS CENTER			1	100%	1
BAPTIST HEALTH PRIMARY CARE AT CUTLER BAY			1	100%	1
PEDIATRIC ASSOCIATES - JACKSONVILLE			1	100%	1
The Center at Centennial			1	100%	1
Kroger 705 - The Little Clinic Richmond		1			1
ERIE COUNTY EMERGENCY SERVICES DIV OF		1			1
Hillside Manor Rehabilitation and Extended Care Center		1			1
AURORA CONSOLIDATED LABORATORY			1	100%	1
SARASOTA MEMORIAL HOSPITAL		1			1
PRIME CARE FAMILY MEDICINE			1	100%	1
A.G. Rhodes		1			1
TAYLOR COUNTY HEALTH DEPARTMENT			1	100%	1
MEDEXPRESS URGENT CARE - LINCOLN		1			1
CHATSWORTH ASSISTED LIVING COMMUNITY AT PGA NATIONAL			1	100%	1
WILMINGTON NURSING AND REHAB			1	100%	1
HEALTH NETWORK			1	100%	1
Henry County Health and Rehabilitation		1			1
TFH HOME HEALTH INC			1	100%	1
JERSEY IRISH MEDICAL		1			1
Kroger - KRO03400316			1	100%	1
ST JOSEPHS CHILDRENS HOSPITAL PEDI TRANSPORT			1	100%	1
WELLINGTON WEST 100176			1	100%	1
ELLCOTT CENTER FOR REHABILITATION AND		1			1
GWINNETT MEDICAL CENTER			1	100%	1
HSRE-ASL CASSELBERRY TRS, LLC			1	100%	1
ALLEGANY COUNTY DEPARTMENT OF HEALTH		1			1
Ashland Place Health and Rehabilitation, LLC		1			1
CVS CA9497POCT IRVINE		1			1
LabCorp L#09258295 M#09258285			1	100%	1
TRANSCEND PERFORMANCE AND LIFESTYLE INSTITUTE			1	100%	1
COURTLAND TERRACE		1			1
NONA MEDICAL ARTS		1			1
WEST FLORIDA MEDICAL CENTER CLINIC			1	100%	1
POUDRE VALLEY HOSPITAL			1	100%	1
DOCTORS HOSPITAL OF LAREDO			1	100%	1
CVS AZ7841POCT TUCSON		1			1
WESTOX LABS		1			1
DEVLIN MANOR NURSING AND REHABILITATION		1			1
ADVANCED MEDICAL LABORATORIES (AML)			1	100%	1
ARTESIAN HOME		1			1
QUALITY LAB			1	100%	1

# COVID-19: testing by laboratory

Data through Mar 17, 2021 verified as of Mar 18, 2021 at 09:25 AM

Data in this report are provisional and subject to change.

The numbers in the table below represent the number of Florida and non-Florida residents for whom test results were received by the Department of Health. A person can be tested by more than one laboratory and can have both positive and negative results. **Therefore, the sum of the numbers in each column will be larger than the total number of people tested.**

Reporting lab	Inconclusive	Negative	Positive	Percent positive	Total
HIGHLAND LABORATORY			1	100%	1
BLESSINGS MEDICAL CLINIC, THE			1	100%	1
MARYLAND DEPARTMENT OF HEALTH AND MENTAL HYGIENE			1	100%	1
CVS MA654POCT ACTON		1			1
Walgreens #12153		1			1
RYE BEACH PHARMACY INC		1			1
MCCALLIE SCHOOL-STUDENT HEALTH CENTER		1			1
PANCARE HEALTH - BRUCE			1	100%	1
CVS MI8287POCT MACOMB		1			1
CVS MA299POCT WORCESTER		1			1
THE EMORY CLINIC			1	100%	1
WEST VIRGINIA LABORATORIES			1	100%	1
MARTIN LUTHER KING RENAL INSTITUTE			1	100%	1
NORTHSIDE HOSPITAL D/B/A ARTHRITIS		1			1
Harris Hill Nursing Facility		1			1
FLORIDA DEPARTMENT OF HEALTH PALM BEACH COUNTY			1	100%	1
WALKIN MEDICAL URGENT CARE,NEW CITY			1	100%	1
NORTHWEST TEXAS HEALTHCARE SYSTEM,INC			1	100%	1
EMERALD HEALTH CARE		1			1
Kroger 588 - The Little Clinic Thompsons Station		1			1
RENE F CEDENO DMD PA		1			1
NEMOURS CHILDREN'S PRIMARY CARE			1	100%	1
QUALITY URGENT CARE CENTER			1	100%	1
COASTAL PEDIATRICS LLC			1	100%	1
SHAW MEDICAL GROUP LLC			1	100%	1
LIFESTREAM BEHAVIORAL CENTER INC			1	100%	1
ALL PRO ORTHOPEDICS & SPORTS MEDICINE, PA			1	100%	1
CONSULATE HEALTH CARE OF VERO BEACH			1	100%	1
SYNAPSE ANALYTICAL LABS		1			1
MID-SOUTH URGENT CARE, PLLC			1	100%	1
HELIX BIOMEDICS LLC			1	100%	1
IVY CREEK HEALTHCARE & WELLNESS CENTRE			1	100%	1
MEDICAL EXAMINERS OFFICE, LEESBURG			1	100%	1
SHRIVERS PHARMACY AND WELLNESS CENTER			1	100%	1
MEDICAL CLINIC OF HOUSTON			1	100%	1
LANTANA HC LAB			1	100%	1
ST. LUKES HOSPITAL			1	100%	1
HOUSTON MEDICAL CENTER			1	100%	1
MID-FLORIDA PATHOLOGY LLC		1			1
SKY LAKES MEDICAL CENTER		1			1
BIOLOGICAL AND CHEMICAL EMERGENCIES LABORATORY			1	100%	1
PUBLIC HEALTH LABORATORIES			1	100%	1
OCALA RKC EAST HEMO #1			1	100%	1
Mayfair Village Nursing Care Center		1			1
STANDIFER PLACE		1			1
St. Catherine's manor of Findlay		1			1
EXACCARE KINGSTON, LLC			1	100%	1

# COVID-19: testing by laboratory

Data through Mar 17, 2021 verified as of Mar 18, 2021 at 09:25 AM

Data in this report are provisional and subject to change.

The numbers in the table below represent the number of Florida and non-Florida residents for whom test results were received by the Department of Health. A person can be tested by more than one laboratory and can have both positive and negative results. **Therefore, the sum of the numbers in each column will be larger than the total number of people tested.**

Reporting lab	Inconclusive	Negative	Positive	Percent positive	Total
VERITAS GENETICS, INC.			1	100%	1
OHSU LABORATORY SERVICES		1			1
PREMIUM HOME HEALTH CARE INC			1	100%	1
ADVANCE HEALTH AND WELLNESS SOLUTIONS			1	100%	1
INNOVATIVE CARE II LLC			1	100%	1
REGIONAL MED CTR BAYONET POINT			1	100%	1
SUN CITY DIAGNOSTIC CENTER			1	100%	1
LIBERTY URGENT CARE			1	100%	1
MISSISSIPPI VALLEY REGIONAL BLOOD CENTER			1	100%	1
Washington County Nursing H0me			1	100%	1
CONTINENTAL HOME HEALTH CARE INC			1	100%	1
THE DOCTORS OFFICE OF BRICK, LLC		1			1
WALGREENS #5130			1	100%	1
HIGH DESERT COURT GROUP HOME			1	100%	1
PAUL C SCHWARTZ & MELVIN L WEIDMAN		1			1
ATMORE COMMUNITY HOSPITAL			1	100%	1
FLORIDA DIGESTIVE AND LIVER SPECIALISTS			1	100%	1
MEDIPLUS CLINIC, INC			1	100%	1
CARENOW URGENT CARE-HENDERSONVILLE		1			1
MINUTE CLINIC DIAGNOSTIC MED GRP OF CA		1			1
ATHENS MEDICAL CENTER			1	100%	1
SOUTHERN FAMILY HEALTH			1	100%	1
EAST END PEDIATRICS		1			1
Waycross VA CBOC		1			1
DEVITA		1			1
SMA BEHAVIORAL HEALTH SERVICES INC		1			1
CVS OH2540POCT HILLIARD		1			1
HEALTHPLUS			1	100%	1
Arlington Care Center			1	100%	1
BREVARD COUNTY JAIL			1	100%	1
Gulf Coast health and Rehabilitation, LLC		1			1
CITRONELLE HEALTH AND REHABILITATION CENTER		1			1
SV MOBILE HEALTH			1	100%	1
CALIFORNIA PUBLIC HEALTH LABORATORY			1	100%	1
EPIC CARE PHARMACY		1			1
WALGREENS # 12338		1			1
FALKVILLE HEALTHCARE		1			1
DEVANSH LAB WERKS		1			1
OMAHA VA MEDICAL CENTER			1	100%	1
PROGRESSIVE MEDICAL LAB LLC			1	100%	1
SUNSHINE FAMILY & WELLNESS CENTER			1	100%	1
SUMMIT DETOX INC			1	100%	1
LP Marietta II, LLC		1			1
AMERICAN DRUG TESTING LAB LLC			1	100%	1
Elm Crest Senior Living Community		1			1
APPLECARE URGENT CARE			1	100%	1
CACERES SPECIALIZED GYNECOLOGY		1			1

# COVID-19: testing by laboratory

Data through Mar 17, 2021 verified as of Mar 18, 2021 at 09:25 AM

Data in this report are provisional and subject to change.

The numbers in the table below represent the number of Florida and non-Florida residents for whom test results were received by the Department of Health. A person can be tested by more than one laboratory and can have both positive and negative results. **Therefore, the sum of the numbers in each column will be larger than the total number of people tested.**

Reporting lab	Inconclusive	Negative	Positive	Percent positive	Total
Kroger 444 - The Little Clinic Dent		1			1
BAYSHORE DIALYSIS			1	100%	1
Brakeley Park Center		1			1
Medilodge of Kalamazoo		1			1
APPLECARE URGENT CARE KINGSLAND			1	100%	1
GREATER TAMPA AT HOME			1	100%	1
OXY-GENLAB			1	100%	1
MAINE HEALTH AND ENVIRONMENTAL TESTING LABORATORY			1	100%	1
Walgreens #9890		1			1
BLUFFTON HEALTH CENTER			1	100%	1
PEDRO MENENDEZ HEALTH CENTER AT ST JOHNS			1	100%	1
ELATION HEALTH		1			1
PINELLAS POINT NURSING AND REHAB CENTER			1	100%	1
CHATEAU MADELEINE - SENIOR LIVING & MEMORY CARE			1	100%	1
Heartland Health Care Center Jacksonville			1	100%	1
PUBLIX PHARMACY #1114			1	100%	1
ALL CARE URGENT CARE			1	100%	1
Accordius Health at Harrisonburg		1			1
EXPRESS LAB LIVINGSTON			1	100%	1
EVEXIA DIAGNOSTICS			1	100%	1
Brio of Johnston		1			1
GENESIS HOME HEALTH CARE SERVICES OF			1	100%	1
NEW YORK STATE DEPARTMENT OF HEALTH			1	100%	1
RANDOLPH COUNTY HEALTH & REHABILITATIO		1			1
CLEVELAND CLINIC FLORIDA WAIVED			1	100%	1
Ideal Senior Living Center		1			1
MEDTOWN PHARMACY			1	100%	1
PERRY COUNTY NURSING HOME		1			1
TEXAS HEALTH ARLINGTON MEMORIAL		1			1
TEXAS HEALTH ARLINGTON MEMORIAL HOSPITAL			1	100%	1
NORTH BREVARD CHILDRENS MEDICAL CENTER			1	100%	1
BROCK HUGHES MEDICAL CENTER			1	100%	1
WARREN GENERAL HOSPITAL			1	100%	1
Walgreens #10988		1			1
BAPTIST HEALTH MEDICAL PLAZA			1	100%	1
OMC PRIMARY CARE - HOSPITAL CAMPUS			1	100%	1
MEA PRIMARY CARE PLUS BYRAM			1	100%	1
UNITY LONGPOND		1			1
ULTIMATE KIDNEY CARE			1	100%	1
Kroger 500 - The Little Clinic Speedway		1			1
TEMPUS_LABS			1	100%	1
ANY LAB TEST NOW JACKSONVILLE		1			1
SUNCOAST BEHAVIORAL HEALTH CENTER			1	100%	1
TARRANT MEDICAL ASSOCIATES			1	100%	1
SANFORD HOME		1			1
Kroger - KR001100688			1	100%	1
PEDIATRIC ASSOCIATES - DORAL			1	100%	1

# COVID-19: testing by laboratory

Data through Mar 17, 2021 verified as of Mar 18, 2021 at 09:25 AM

Data in this report are provisional and subject to change.

The numbers in the table below represent the number of Florida and non-Florida residents for whom test results were received by the Department of Health. A person can be tested by more than one laboratory and can have both positive and negative results. **Therefore, the sum of the numbers in each column will be larger than the total number of people tested.**

Reporting lab	Inconclusive	Negative	Positive	Percent positive	Total
DR PHILLIPS CENTER FOR WELLNESS		1			1
CVS NE8616POCT LINCOLN		1			1
ENCOMPASS HEALTH HOME HEALTH		1			1
DAVITA DIALYSIS-NORTH			1	100%	1
URGENT CARE CENTER OF PORT ORANGE LLC			1	100%	1
SAINT ALPHONSUS REGIONAL MEDICAL CENTER			1	100%	1
HARMONY HEALTHCARE ORLANDO INC		1			1
Raleigh Center (WV)			1	100%	1
SILVER SPRINGS SHORES DIALYSIS			1	100%	1
US LABORATORIES			1	100%	1
HEALTH GUAGE			1	100%	1
AMERICAN FAMILY CARE URGENT CARE		1			1
BRISTOL REGINAL MEDICAL CENTER			1	100%	1
GSM OCED Subsection			1	100%	1
TILE PHARMACY		1			1
SAINT AGNES HOSPITAL			1	100%	1
SMITH KLINE			1	100%	1
LAKE VIEW COURT		1			1
DEL PRADO MEDICAL CENTER, INC		1			1
Kroger 407 - The Little Clinic Lexington		1			1
MAHONEY PEDIATRICS PA			1	100%	1
MEDEXPRESS URGENT CARE - CABOT			1	100%	1
ST JOHN'S MEDICAL CENTER, TETON VILLAGE			1	100%	1
CAH ACQUISITION COMPANY 11 LLC			1	100%	1
WELLCARE URGENT CARE			1	100%	1
Florence Nursing and Rehabilitation Center		1			1
TRUCARE LIVING CENTERS - SELMA			1	100%	1
WALGREENS #06025		1			1
BMC MAYPORT			1	100%	1
MEDICAL UNIVERSITY OF SOUTH CAROLINA			1	100%	1
BRONSON METHODIST HOSPITAL			1	100%	1
Sage Bluff Health & Rehabilitation Center		1			1
THE HEART HOSPITAL BAYLOR PLANO			1	100%	1
CARE ADVANTAGE			1	100%	1
VA OPTOMETRY CLINIC			1	100%	1
PUBLIX PHARMACY #0332		1			1
SYNERGY DIALYSIS INC			1	100%	1
AAA MEDICAL TESTING			1	100%	1
MEDEXPRESS URGENT CARE - DANVILLE		1			1
EMPLOYEE WELLNESS PA			1	100%	1
TITUSVILLE TOWERS ASSISTED LIVING		1			1
SOPHIA MEDICAL ASSOCIATES, PC			1	100%	1
MEDERI CARETENDERS VS OF SE FL LLC DBA			1	100%	1
OMNICARE PHARMACY OF TEXAS 1, LP		1			1
RELIANCE HOME HEALTH CARE INC		1			1
ADVENTHEALTH MEDICAL GROUP OBSTETRICS AND			1	100%	1
VICTORIA PAIN AND REHABILITATION CENTER			1	100%	1



# COVID-19: testing by laboratory

Data through Mar 17, 2021 verified as of Mar 18, 2021 at 09:25 AM

Data in this report are provisional and subject to change.

The numbers in the table below represent the number of Florida and non-Florida residents for whom test results were received by the Department of Health. A person can be tested by more than one laboratory and can have both positive and negative results. **Therefore, the sum of the numbers in each column will be larger than the total number of people tested.**

Reporting lab	Inconclusive	Negative	Positive	Percent positive	Total
SISTERS MISSION			1	100%	1
CHILDREN'S NATIONAL MEDICAL CENTER			1	100%	1
ONslow COUNTY HEALTH DEPARTMENT			1	100%	1
MAIN STREET PHARMACY OF MARCELLUS, INC		1			1
SAINT PETE MRI			1	100%	1
PROGRESSIVE MEDICAL RESEARCH			1	100%	1
NEW MILFORD HOSPITAL			1	100%	1
Life Care Center of Paradise Valley		1			1
EASTMAN HEALTHCARE & REHAB		1			1
DEPT OF VA MEDICAL CENTER - MIAMI			1	100%	1
Heritage of Red Cloud		1			1
SC-GA2018 THE RIDGE REHABILITATION & H		1			1
MEDICAL ASSOCIATES OF CARTER		1			1
VANAJA SUREDDI MD PA			1	100%	1
SPRINGBROOK HOSPITAL			1	100%	1
FORT LOUDOUN PRIMARY CARE		1			1
Avista Nursing and Rehab			1	100%	1
OUCH URGENT CARE			1	100%	1
LAB TEST KENDALL LLC		1			1
SOUTH TEXAS HEALTH SYSTEM ER - WARE ROAD			1	100%	1
LOGAN COUNTY HOSPITAL			1	100%	1
Smg At Bridgewater Family Medicine		1			1
Signature HealthCare of Bowling Green		1			1
Kroger 016 - The Little Clinic Centennial		1			1
ADVENTHEALTH MEDICAL GROUP UROLOGY AT EAST ORLANDO		1			1
SPORTS MEDICINE CLINIC - U OF WYOMING			1	100%	1
GENESIS MICROBIOLOGY LAB		1			1
ROSLYN INTERNAL MEDICINE		1			1
BRADENTON CONVENTION CENTER			1	100%	1
LAREDO EMERGENCY ROOM			1	100%	1
CRESTHAVEN			1	100%	1
MEDEXPRESS URGENT CARE - BECKLEY		1			1
MEDEXPRESS URGENT CARE - BENTONVILLE		1			1
ADVENTHEALTH SENIOR CARE AT ORMOND			1	100%	1
ASSOCIATES IN INTERNAL MEDICINE PA			1	100%	1
NULEASE MEDICAL SOLUTIONS			1	100%	1
Brown Memorial Home		1			1
NEMOURS CHILDREN HOSPITAL			1	100%	1
BAPTIST MEDICAL PLAZA AT WESTCHESTER			1	100%	1
KETTERING MEDICAL CENTER			1	100%	1
WEST BOYNTON DIALYSIS			1	100%	1
NEMOURS CHILDREN'S PRIMARY CARE			1	100%	1
DORAL KIDNEY CENTER			1	100%	1
MYCLINIC, INC			1	100%	1
TENNOVA ER - SANGO			1	100%	1
AVERA SACRED HEART HOSPITAL			1	100%	1
JPS HEALTH CENTER AT TRUE WORTH PLACE			1	100%	1

# COVID-19: testing by laboratory

Data through Mar 17, 2021 verified as of Mar 18, 2021 at 09:25 AM

Data in this report are provisional and subject to change.

The numbers in the table below represent the number of Florida and non-Florida residents for whom test results were received by the Department of Health. A person can be tested by more than one laboratory and can have both positive and negative results. **Therefore, the sum of the numbers in each column will be larger than the total number of people tested.**

Reporting lab	Inconclusive	Negative	Positive	Percent positive	Total
Bayou Vista Community Care Center			1	100%	1
LEE MEMORIAL HEALTH SYSTEMS HOME HEALTH		1			1
MEDEXPRESS URGENT CARE-BRENTWOOD		1			1
CVS IL2297651CV JOLIET		1			1
JOINT AMBULATORY CARE CENTER		1			1
WINNIFRED ASSISTED LIVING FACILITY INC		1			1
MEDONE URGENT CARE			1	100%	1
Manor Care of Dallastown d/b/a ManorCare Health Services - Dallastown		1			1
MULTICARE PHYSICIANS			1	100%	1
CARING PROFESSIONAL HEALTH CARE LLC		1			1
TIMPANOGOS REGIONAL HOSPITAL			1	100%	1
Court House Center		1			1
SENCARE MANAGEMENT		1			1
BRIDGEWAY CENTER INC			1	100%	1
ABSOLUTE QUICK CARE			1	100%	1
BIODORON LABORATORIES			1	100%	1
Southern Pines Healthcare Center		1			1
Port Orange Nursing And Rehab Center			1	100%	1
KEY BISCAYNE PEDIATRIC ASSOCIATES INC			1	100%	1
SPARTANBURG REGIONAL MEDICAL CENTER			1	100%	1
OCEAN MEDICAL CENTER		1			1
HIGHLAND PARK LAKEWOOD PRESTON HOLLOW			1	100%	1
HARTFORD HEALTH CARE & REHABILITATION			1	100%	1
Orchid Cove at Naples			1	100%	1
MISSION REGIONAL MEDICAL CENTER			1	100%	1
Medicalodges Neosho			1	100%	1
VITAL CARE			1	100%	1
WEST VIRGINIA UNIVERSITY HOSPITALS			1	100%	1
CYPRESS CREEK DIALYSIS CTR			1	100%	1
RCP OF MEMORIAL WEST			1	100%	1
LACKAWANNA HEALTH AND REHAB CENTER		1			1
Wedgewood Manor		1			1
REHABILITATION CENTER OF SOUTH GEORGIA		1			1
Freedom Pointe at The Villages			1	100%	1
777 URGENT CARE			1	100%	1
SELECT SPECIALTY HOSPITAL - ORLANDO SOUTH			1	100%	1
MEMORIAL HERMANN KATY HOSPITAL			1	100%	1
CVS OH6164POCT DELAWARE		1			1
DEVLAB, LLC			1	100%	1
MANHATTAN EYE EAR AND THROAT HOSPITAL		1			1
MEDEXPRESS URGENT CARE, MOSSIDE		1			1
BAYLOR SCOTT & WHITE ALL SAINTS MEDICAL CENTER FT			1	100%	1
San Antonio Residence and Rehabilitation Center		1			1
GENESIS HEALTH SYSTEM			1	100%	1
PEDIATRIC PARTNERS ZEPHYRHILLS			1	100%	1
THE MEDICAL CENTER			1	100%	1
PROGRESSIVE URGENT CARE, PC			1	100%	1

# COVID-19: testing by laboratory

Data through Mar 17, 2021 verified as of Mar 18, 2021 at 09:25 AM

Data in this report are provisional and subject to change.

The numbers in the table below represent the number of Florida and non-Florida residents for whom test results were received by the Department of Health. A person can be tested by more than one laboratory and can have both positive and negative results. **Therefore, the sum of the numbers in each column will be larger than the total number of people tested.**

Reporting lab	Inconclusive	Negative	Positive	Percent positive	Total
PALOMAR MEDICAL CENTER			1	100%	1
MID FLORIDA DERMATOLOGY ASSOCIATES PA			1	100%	1
FIVE STAR PREMIER RESIDENCES OF POMPANO BEACH			1	100%	1
CHAMBREL AT PINECASTLE			1	100%	1
LANGLADE			1	100%	1
SAINT JOSEPHS HOSPITAL OF ATLANTA			1	100%	1
FAU MEMORY & WELLNESS CENTER			1	100%	1
CMC MERCY LABORATORY			1	100%	1
WORKFORCE HEALTH DEPARTMENT			1	100%	1
AESTHETIC PHYSICIANS PC			1	100%	1
ATLANTIS VISION CENTER			1	100%	1
Glenburn Home		1			1
LANGLEY DIALYSIS			1	100%	1
OXLEY PARK HEALTH & REHAB		1			1
Remarkable Healthcare Dallas			1	100%	1
PULSE MEDICAL DOCTOTS LLC			1	100%	1
NOVANT HEALTH PRINCE WILLIAM WELLNESS CENTER			1	100%	1
CHRISTIANA HOSPITAL		1			1
FORT MYERS DIALYSIS		1			1
GALVESTON COUNTY HEALTH DISTRICT			1	100%	1
TEXAS HEALTH HARRIS METHODIST HOSPITAL			1	100%	1
BOTTINEAU GOOD SAMARITAN CENTER		1			1
MEDICAL LIFE-INC GUIDEWELL EMERGENCY MEDICINE			1	100%	1
GIFFORD MEMORIAL HOSPITAL		1			1
Kroger 350 - The Little Clinic New Cut Road		1			1
NEMOURS CHILDREN'S PRIMARY CARE, ST CLOUD			1	100%	1
RIVERVIEW HOSPITAL D/B/A UNIVERSITY		1			1
FAMILY MEDICAL CENTER		1			1
SUREPOINT URGENT CARE PADRE ISLAND			1	100%	1
MIAMI VASCULAR SURGERY			1	100%	1
INLET CONCIERGE MEDICINE			1	100%	1
ADVENTHEALTH IMAGING WINTERGARDEN		1			1
LEHIGH PULMONARY ASSOCIATES			1	100%	1
LAKEWOOD RANCH MEDICAL GROUP LLC			1	100%	1
Kroger 825 - The Little Clinic Dorothy Lane		1			1
Vi at Aventura		1			1
HARDEE COUNTY FIRE RESCUE		1			1
Kroger 447 - The Little Clinic Lebanon		1			1
Walgreens #5914		1			1
HYDE PARK MEDICAL CENTER		1			1
ISLANDS ASSISTED LIVING FACILITY,THE			1	100%	1
POMPANO BEACH ARTIFICIAL KIDNEY CENTER			1	100%	1
Kroger 57 - The Little Clinic Jay C Charlestown		1			1
			1	100%	1
FINLAY MEDICAL RESEARCH CORP			1	100%	1
EASTGENE LABORATORIES		1			1
TITUSVILLE CENTER FOR SURGICAL EXCELLENCE LLC		1			1

# COVID-19: testing by laboratory

Data through Mar 17, 2021 verified as of Mar 18, 2021 at 09:25 AM

Data in this report are provisional and subject to change.

The numbers in the table below represent the number of Florida and non-Florida residents for whom test results were received by the Department of Health. A person can be tested by more than one laboratory and can have both positive and negative results. **Therefore, the sum of the numbers in each column will be larger than the total number of people tested.**

Reporting lab	Inconclusive	Negative	Positive	Percent positive	Total
ISLAND NURSING HOME			1	100%	1
NORTH SHORE HEMATOLOGY-ONCOLOGY ASSOCIATES PC		1			1
NORTH PALM CHIDRENS PHYSICIANS			1	100%	1
AURORA MEDICAL CENTER-KENOSHA			1	100%	1
MED BAR LLC		1			1
USF PHYSICIANS GROUP			1	100%	1
PINEBROOK CARE AND REHABILITATION CENTER☐			1	100%	1
Kroger 63 - The Little Clinic Glassford Hill Rd		1			1
AMD			1	100%	1
OPTUM OF HIALEAH		1			1
Springdale Village		1			1
LAKE SIDE MEDICAL CENTER		1			1
ST FRANCIS COLLEGE WELLNESS CENTER		1			1
SPEARE MEMORIAL HOSPITAL			1	100%	1
Princeton Place			1	100%	1
SOUTHWESTERN STATE HOSPITAL LABORATORY			1	100%	1
BRUNSWICK HEALTH AND REHABILITATION CE		1			1
CTMD MEDICAL CENTER, PA			1	100%	1
CVS KS8573POCT OVERLAND PARK		1			1
SOMA MEDICAL CENTER PA #2 OAKLAND			1	100%	1
URGENT CARE OF FORT LAUDERDALE INC			1	100%	1
Woodstock Nursing and Rehabilitation Center		1			1
ELAN MANATEE			1	100%	1
SAINT JOSEPH'S HOSPITAL AND MEDICAL CENTER		1			1
FASTMED URGENT CARE			1	100%	1
Seal Rock Healthcare		1			1
Village Crest Center for Health & Rehabilitation		1			1
SONORAN DESERT PATHOLOGY			1	100%	1
EXAC CARE CROSSVILLE		1			1
CARESOUTH HHA HOLDINGS OF VIRGINIA, LLC			1	100%	1
IMMEDIATE CARE MEDICAL CENTER			1	100%	1
CVS IL2297652CV CHICAGO		1			1
Maple Lane Nursing Home		1			1
RIVERSIDE PEDIATRIC GROUP, INC		1			1
BATESVILLE - SHERWOOD URGENT CARE			1	100%	1
ABE'S GARDEN/PARK MANOR APARTMENTS		1			1
Eagle Point Health Care Center		1			1
ORDRS, INC.			1	100%	1
BROOKDALE FORT WALTON BEACH			1	100%	1
CHC SOUTHWEST FLORIDA LAB-LIVE			1	100%	1
FAST PACE URGENT CARE			1	100%	1
Harbert Hills Academy Nursing Home		1			1
Kroger 086 - The Little Clinic Broomfield-Sheridan		1			1
MERCYONE DES MOINES MEDICAL CENTER			1	100%	1
ANDREWS INSTITUTE AMBULATORY SURGERY CENTER		1			1
UNITYPOINT HEALTH TRINITY			1	100%	1
COLUMBIA CREST CARE & RAHAB		1			1

# COVID-19: testing by laboratory

Data through Mar 17, 2021 verified as of Mar 18, 2021 at 09:25 AM

Data in this report are provisional and subject to change.

The numbers in the table below represent the number of Florida and non-Florida residents for whom test results were received by the Department of Health. A person can be tested by more than one laboratory and can have both positive and negative results. **Therefore, the sum of the numbers in each column will be larger than the total number of people tested.**

Reporting lab	Inconclusive	Negative	Positive	Percent positive	Total
CLEVELAND CLINIC AKRON GENERAL			1	100%	1
LIBERTY HEALTH CENTER			1	100%	1
ROAN MOUNTAIN MEDICAL CENTER			1	100%	1
NORTH SHORE HEMATOLOGY-ONCOLOGY ASSOCI		1			1
THE CHILDREN'S HOSPITAL OF PHILADELPHIA		1			1
DIGNITY HEALING LLC			1	100%	1
SHARON REGIONAL MEDICAL CENTER			1	100%	1
IMMY LABS			1	100%	1
MINUTECLINIC DIAGNOSTIC OF NH, LLC (CL		1			1
ADVENT HEALTH - OWASA			1	100%	1
MAYO MEDICAL LABORATORIES			1	100%	1
LAB PLUS, LLC			1	100%	1
WEST PALM BEACH PHARMACEUTICALS LLC			1	100%	1
NORTH COUNTY MEDICAL LAB			1	100%	1
NORTH BROWARD MEDICAL CENTER			1	100%	1
KROGER 915 - THE LITTLE CLINIC ANDERSON			1	100%	1
GATEWAY HEALTHCARE, PC			1	100%	1
MIL LAKE HEALTHCARE CENTER INC PEDIATRICS			1	100%	1
ASSOCIATESMD			1	100%	1
COUNTRYSIDE PEDIATRIC CARE PA			1	100%	1
ALL CHILDRENS PEDIATRIC CLINIC			1	100%	1
BROOKS REHAB			1	100%	1
LABTEST LLC LABTEST DIAGNOSTICS			1	100%	1
PALMETTO LANDING			1	100%	1
MEMORIAL HERMANN MEDICAL GROUP-ATASCOCITA PEDS			1	100%	1
CVS OH3980POCT KENT		1			1
Peninsula Nursing and Rehabilitation Center		1			1
WINTER GARDEN CHILDREN'S HEALTH CENTERS			1	100%	1
CORPUS CHRISTI MEDICAL CENTER			1	100%	1
Highland Pines Health and Rehab		1			1
HAYS CLINICAL LAB			1	100%	1
Kroger 49 - The Little Clinic Wichita - 21st St.			1	100%	1
SOUTHERN WINDS			1	100%	1
PHYSICIANS LAB INC			1	100%	1
HEALTH CARE SERVICES LC			1	100%	1
Louis Stokes Cleveland VA - Midtown Dialysis Center		1			1
ABBOTT LABORATORIES - OCCUPATIONAL HEALTH SERVICES			1	100%	1
BAPTIST HEALTH EXPRESS CARE			1	100%	1
HCA HOUSTON ER 24/7			1	100%	1
CVS TX7431POCT ROWLETT		1			1
Moab Regional Hospital			1	100%	1
TREASURE COAST COMMUNITY HEALTH INC			1	100%	1
CURA LABORATORY SERVICES			1	100%	1
Courtenay Springs Village			1	100%	1
CARINGPLUS HOMECARE LLC			1	100%	1
CVS MN663POCT APPLE VALLEY		1			1
DEACONESS URGENT CARE CENTER			1	100%	1



# COVID-19: testing by laboratory

Data through Mar 17, 2021 verified as of Mar 18, 2021 at 09:25 AM

Data in this report are provisional and subject to change.

The numbers in the table below represent the number of Florida and non-Florida residents for whom test results were received by the Department of Health. A person can be tested by more than one laboratory and can have both positive and negative results. **Therefore, the sum of the numbers in each column will be larger than the total number of people tested.**

Reporting lab	Inconclusive	Negative	Positive	Percent positive	Total
NORTH PALM BEACH DIALYSIS CENTER			1	100%	1
ASCENSION ST VINCENT'S - WESTSIDE			1	100%	1
LRGHEALTHCARE		1			1
Manor Care Health Services- Wilmington			1	100%	1
5 STAR HOME HEALTH SERVICES INC		1			1
Dulles Health and Rehab Center		1			1
ENCOMPASS HEALTH REHABILITATION HOSPITAL OF MIAMI			1	100%	1
NEW ERA HEALTH CENTER INC		1			1
LARKIN COMMUNITY HOSPITAL PALM SPRINGS CAMPUS			1	100%	1
AMERICAN FAMILY CARE - SMYRNA			1	100%	1
FHPG SURGICAL ASSOCIATES OF EAST PASCO			1	100%	1
HALIFAX HEALTH PRIMARY CARE ORMOND			1	100%	1
GABRIELA GOLDSTEIN MD PA			1	100%	1
QLABS			1	100%	1
SUTTER GOULD MEDICAL FOUNDATION			1	100%	1
Advanced Rehabilitation of Vernon		1			1
ELLIS HOSPITAL URGENT CARE CENTER LAB		1			1
THEDACARE FAMILY MEDICINE GATEWAY			1	100%	1
WASHINGTONVILLE PHARMACY INC		1			1
GILBERT MEDICAL GROUP			1	100%	1
AVERA ST. MARY'S HOSPITAL			1	100%	1
ACCESS FAMILY CARE LLC			1	100%	1
CLARKSVILLE HEALTH SYSTEM			1	100%	1
BROADWAY HEALTH FLORIDA MEDICAL CLINIC URGENT CARE			1	100%	1
PRISMA HEALTH TUOMEY LABORATORY			1	100%	1
BIOMERIEUX			1	100%	1
MEDICAL CITY NORTH HILLS			1	100%	1
SACRED HEART HOSPITAL NURSING			1	100%	1
CENTRAL FLORIDA HOSPITALIST			1	100%	1
BRADENTON DIALYSIS			1	100%	1
UT MD ANDERSON CANCER CENTER-TUMOR MARKER LAB			1	100%	1
GREATER MIAMI DIALYSIS			1	100%	1
WALGREENS #10264		1			1
ADVANCED INDIVIDUALIZED MEDICINE OF NAPLES			1	100%	1
NORTHERN KENTUCKY HEALTH DEPARTMENT			1	100%	1
Hearthstone Nursing and Rehabilitation Center		1			1
MEMORIAL HOSPITAL MIRAMAR WAIVED TESTING			1	100%	1
KATHY L ANDERSON DO PA			1	100%	1
The Friendly Home		1			1
LCMC LAB SUBSECTION		1			1
SPHERE DX			1	100%	1
UNIVERSITY OF TOLEDO MEDICAL CENTER			1	100%	1
VETERANS AFFAIRS MEDICAL CENTER - EAST ORANGE			1	100%	1
HEALTH ALLIANCE			1	100%	1
LAKELAND MEDICAL CENTER			1	100%	1
KID FIXERS		1			1
CATHEDRAL GERONTOLOGY CENTER DBA CATHEDRAL CARES			1	100%	1

# COVID-19: testing by laboratory

Data through Mar 17, 2021 verified as of Mar 18, 2021 at 09:25 AM

Data in this report are provisional and subject to change.

The numbers in the table below represent the number of Florida and non-Florida residents for whom test results were received by the Department of Health. A person can be tested by more than one laboratory and can have both positive and negative results. **Therefore, the sum of the numbers in each column will be larger than the total number of people tested.**

Reporting lab	Inconclusive	Negative	Positive	Percent positive	Total
Lutheran Community at Telford		1			1
INTERNAL MEDICINE ASSOCIATES		1			1
LEELANAU OPCO, LLC		1			1
STATE OF ALASKA			1	100%	1
Isle Health and Rehabilitation Center			1	100%	1
POETS WALK SARASOTA			1	100%	1
FREEPORT ER DOX URGENT CARE		1			1
GOOD SAMARITAN SOCIETY-FOREST CITY		1			1
SOUTHERN SPRINGS HEALTH CARE		1			1
NEW YORK PRESBYTERIAN HOSPITAL			1	100%	1
BLOOD SYSTEMS LABORATORIES			1	100%	1
THE CHRIST HOSPITAL			1	100%	1
STATE OF CALIFORNIA DOH SERVICES			1	100%	1
PALM SPRINGS GENERAL HOSPITAL			1	100%	1
El Paso Health Care Center			1	100%	1
UUHC - REDSTONE HEALTH CENTER LABORATORY			1	100%	1
CARENOW LAKE WORTH			1	100%	1
SOUTHERN HILLS MEDICAL CENTER			1	100%	1
FLORIDA KEYS PED AND ADOLES CTR			1	100%	1
SHANNON CLARK OD, PA			1	100%	1
PUTNAM CO HOSPITAL-D/B/A ASBURY TOWERS		1			1
LIFE CARE CENTER OF GWINNETT		1			1
CVS MO8595POCT RAYMORE		1			1
THOMAS HOSPITAL			1	100%	1
BRISTOL CHILDRENS CLINIC			1	100%	1
Kroger - KRO03500568			1	100%	1
ESOTERIC LAB			1	100%	1
MD NOW URGENT CARE			1	100%	1
ST. MARY MEDICAL CENTER		1			1
UNIVERSITY OF NORTH CAROLINA HOSPITALS			1	100%	1
Kroger 465 - The Little Clinic Oakley		1			1
CENTRAL ALABAMA HEALTH CARE SYSTEM			1	100%	1
AMERICAN MEDICAL RESPONSE - FARMER BRA		1			1
CVS NH1004POCT SALEM			1	100%	1
Urgent Care 24/7 Orlando LLC			1	100%	1
MEDEXPRESS URGENT CARE -HOWELL US HWY		1			1
Big River Nursing and Rehab		1			1
BAPTIST MINOR MEDICAL CENTER			1	100%	1
UNIVERSITY OF MIAMI HOSPITALS & CLINIC			1	100%	1
CVS NE5863POCT OMAHA		1			1
SOUTHEASTERN PATHOLOGY ASSOCIATES			1	100%	1
SOUTH COUNTY MEDICAL CENTER			1	100%	1
Chateau Girardeau			1	100%	1
CVS PA10825POCT PLYMOUTH MEETING		1			1
YOUR HEALTH PEDIATRICS INC			1	100%	1
HIBISCUS COURT			1	100%	1
Douglas County Health Center		1			1

# COVID-19: testing by laboratory

Data through Mar 17, 2021 verified as of Mar 18, 2021 at 09:25 AM

Data in this report are provisional and subject to change.

The numbers in the table below represent the number of Florida and non-Florida residents for whom test results were received by the Department of Health. A person can be tested by more than one laboratory and can have both positive and negative results. **Therefore, the sum of the numbers in each column will be larger than the total number of people tested.**

Reporting lab	Inconclusive	Negative	Positive	Percent positive	Total
ONPOINT URGENT CARE			1	100%	1
ST LUKES SURGICAL AT THE VILLAGES INC			1	100%	1
15 TO KNOW			1	100%	1
HAWKEYE CARE CENTER DUBUQUE		1			1
ORMOND MEDICAL ARTS FAMILY PRACTICE PL			1	100%	1
ORLANDO HEALTH PHYSICIAN GROUP INC			1	100%	1
COSTCO PHARMACY #1023			1	100%	1
INFECTION CONTROL DEPT			1	100%	1
NCH HEALTHCARE CREEKSIDE ENDOSCOPY			1	100%	1
HEALTHCARE FOR THE HOMELESS			1	100%	1
Oakland Nursing and Rehabilitation Center		1			1
Belvoir Woods Health Care Center at The Fairfax		1			1
VA Ann Arbor HCS		1			1
KNAPP MEDICAL GROUP			1	100%	1
Garden Villa Bedford		1			1
CVS AZ10529POCT SCOTTSDALE		1			1
CVS IN6555POCT BROWNSBURG		1			1
CVS IN6608POCT NEW PALESTINE			1	100%	1
OPTIMAL MEDICINE INC		1			1
UNIVERSITY OF FLORIDA			1	100%	1
FAIRHAVEN		1			1
ULTIMATE ANALYSIS LABORATORY			1	100%	1
HAMILTON CI MAIN UNIT ANNEX/ WORK CAMP			1	100%	1
Bivins Pointe			1	100%	1
VISTA DEL SOL MED ASSOC		1			1
Monument Health Custer Care Center		1			1
WILLOW DALE WELLNESS VILLAGE APARTMENT		1			1
CVS AZ3264POCT PHOENIX			1	100%	1
Allen Health and Rehabilitation		1			1
MEDICAL CITY DENTON			1	100%	1
Country View of Sunbury			1	100%	1
CORDOVA FAMILY PRACTICE			1	100%	1
WELLOW URGENT CARE-OSWEGO			1	100%	1
ANY LAB TEST FAST CORP			1	100%	1
PHYSICIANS PRIMARY CARE LEHIGH PEDS			1	100%	1
Southwest Louisiana Veterans Home			1	100%	1
EXCEPTIONAL EMERGENCY CENTER			1	100%	1
Ohman Family Living at Holly Assisted Living		1			1
Kroger - KRO62000426			1	100%	1
SOWAL HEALTH & DRUG			1	100%	1
PARTNERS IN PRIMARY CARE		1			1
Vibrallife of El Paso Rehabilitation Center			1	100%	1
PALMETTO BAY MEDICAL CENTER			1	100%	1
OAKMONT OF UNION SC, LLC		1			1
UT HEALTH RGV CLINICAL LABORATORY			1	100%	1
LAKE REGIONAL HEALTH			1	100%	1
HERNANDO COUNTY HEALTH DEPT			1	100%	1

# COVID-19: testing by laboratory

Data through Mar 17, 2021 verified as of Mar 18, 2021 at 09:25 AM

Data in this report are provisional and subject to change.

The numbers in the table below represent the number of Florida and non-Florida residents for whom test results were received by the Department of Health. A person can be tested by more than one laboratory and can have both positive and negative results. **Therefore, the sum of the numbers in each column will be larger than the total number of people tested.**

Reporting lab	Inconclusive	Negative	Positive	Percent positive	Total
Good Samaritan Society		1			1
Edinboro Manor		1			1
TRAVIS LEE THOMPSON MD			1	100%	1
BAXTER REGIONAL MEDICAL CENTER			1	100%	1
PARK AVENUE DERMATOLOGY NORTH			1	100%	1
Parkview Care Center			1	100%	1
WAYCROSS INTRTNAL MEDICINE			1	100%	1
BRANDON OUTREACH CLINIC			1	100%	1
Alden Lincoln Park			1	100%	1
ALIMETRIX INC		1			1
ASHLEY PEDIATRICS DAY AND NIGHT CLINIC			1	100%	1
The Carrington		1			1
DAVENPORT DIALYSIS CENTER		1			1
MEDEXPRESS URGENT CARE-VINLAND SOUTH			1	100%	1
SELF REGIONAL HEALTHCARE			1	100%	1
SC-GA2018 SIMPSONVILLE REHABILITATION		1			1
UF HEALTH THE VILLAGES			1	100%	1
FAMILY MEDICINE AT CELEBRATION		1			1
POINTE MEDICAL SERVICES INC			1	100%	1
COMMONWEALTH OF VIRGINIA DIVISION OF CONSOLIDATED LABORATORY SERVICES			1	100%	1
DW MCMILLAN MEMORIAL HOSPITAL LABORATORY			1	100%	1
Dexter Health Care		1			1
LAB PLUS, LLC AT ASCENSION SAINT THOMA		1			1
KROGER 785 - THE LITTLE CLINIC DIXIE HWY		1			1
MOSOLF PEDIATRICS PA			1	100%	1
EXCEL URGENT CARE OF NJ			1	100%	1
GARNET HEALTH DOCTORS		1			1
BOLLES SCHOOL, THE			1	100%	1
AFTER HOURS CLINIC			1	100%	1
AdventHealth Care Center Zephyrhills North			1	100%	1
Kroger 359 - The Little Clinic Bellevue		1			1
St. Ann Rehabilitation and Nursing Center		1			1
WESTCOAST FAMILY PRACTICE		1			1
PANCARE HEALTH - NORTHSIDE ELEMENTARY			1	100%	1
SEASONS HOSPICE AND PALLIATIVE CARE OF			1	100%	1
Overton Brooks VAMC		1			1
Salem Hills Rehabilitation and Nursing Center		1			1
NEW HORIZON PRIMARY CARE LLC			1	100%	1
CVS TN5694POCT SODDY DAISY		1			1
PATHLAB SERVICES			1	100%	1
ANSWERS RESOURCE FACILITY		1			1
AFC URGENT CARE GUNBARREL			1	100%	1
Eddy Memorial Geriatric Center		1			1
MALUHIA		1			1
RIVERSIDE REGIONAL MED CENTER			1	100%	1
OASIS FAMILY RESORT IN THE SPRINGS LLC		1			1
MERCY HOME		1			1

# COVID-19: testing by laboratory

Data through Mar 17, 2021 verified as of Mar 18, 2021 at 09:25 AM

Data in this report are provisional and subject to change.

The numbers in the table below represent the number of Florida and non-Florida residents for whom test results were received by the Department of Health. A person can be tested by more than one laboratory and can have both positive and negative results. **Therefore, the sum of the numbers in each column will be larger than the total number of people tested.**

Reporting lab	Inconclusive	Negative	Positive	Percent positive	Total
USA Healthcare LTC, LLC - Folsom Center for Rehabilitation & Healthca		1			1
TUNIS STREET GROUP HOME		1			1
West Bay of Tampa Center			1	100%	1
Lopatcong Center		1			1
Trucare Living Centers - Columbus		1			1
BAYSTATE REFERENCE LABORATORY			1	100%	1
TWIN			1	100%	1
METRO HEALTH HOSPITAL LABORATORY		1			1
GREYSTONE HOME HEALTH OF GREATER ORLANDO LLC		1			1
Metairie Healthcare Center			1	100%	1
BAPTIST EMERGENCY HOSPITAL - KELLY			1	100%	1
COMMUNITY MEDICAL CARE			1	100%	1
HOWELL BRANCH COURT			1	100%	1
SCRIPTS PLUS INC DBA THE MEDICINE SHOP		1			1
WALGREENS #10308		1			1
BROOKDALE AVONDALE (BU 04360)			1	100%	1
LANCASHIRE HALL NURSING AND REHABILITATION CENTER		1			1
ELKTON TRANSITIONAL CARE CENTER		1			1
EMERGENCY CARE SERVICES LAB AT JFK MEDICAL CENTER			1	100%	1
SACRED HEART MEDICAL CENTER			1	100%	1
ACCESS HEALTH CARE PHYSICIANS, LLC		1			1
COVE AT THE MARBELLA,THE			1	100%	1
ADVENTHEALTH MEDICAL GROUP OBSTETRICS			1	100%	1
STUDENT HEALTH CENTER			1	100%	1
GATEWAY FAMILY HEALTH CLINIC			1	100%	1
Kroger 894 - The Little Clinic NEC		1			1
Kroger 753 - The Little Clinic Goss Avenue		1			1
SPARTA HEALTH & REHAB		1			1
HAWAII DEPARTMENT OF HEALTH LAB			1	100%	1
LADY LAKE FAMILY MEDICINE			1	100%	1
CONCIERGE INTERNAL MEDICINE ASSOCIATES			1	100%	1
AL MANI HEALTH INSTUTUTE		1			1
FREDERICK MEMORIAL HOSPITAL			1	100%	1
MAGGY PHARMACY INC		1			1
Englewood Health Care Center		1			1
PASTEUR MEDICAL HIALEAH GARDEN LLC			1	100%	1
SOUTH FLORIDA URGENT CARE CENTERS, LLC			1	100%	1
HEBER VALLEY HOSPITAL			1	100%	1
HEALTH PLUS SUNRISE MEDICAL OFFICE			1	100%	1
LAKE VISTA DIALYSIS			1	100%	1
LABORATORIO MEDICO CENTRAL CONDOMINO MD			1	100%	1
ENCOMPASS HEALTH REHABILITATION			1	100%	1
ELKHART GENERAL HOSPITAL			1	100%	1
MEMORIALCARE LONG BEACH MEDICAL CENTER			1	100%	1
FHPG INTERNAL MEDICINE OF BRANDON			1	100%	1
BISHOP KEARNEY		1			1
NORTHSIDE FAMILY MEDICINE AND URGENT CARE (CUMMING)		1			1



# COVID-19: testing by laboratory

Data through Mar 17, 2021 verified as of Mar 18, 2021 at 09:25 AM

Data in this report are provisional and subject to change.

The numbers in the table below represent the number of Florida and non-Florida residents for whom test results were received by the Department of Health. A person can be tested by more than one laboratory and can have both positive and negative results. **Therefore, the sum of the numbers in each column will be larger than the total number of people tested.**

Reporting lab	Inconclusive	Negative	Positive	Percent positive	Total
CENTRAL FLORIDA MEDICAL CARE			1	100%	1
ST CATHERINE HOSPITAL LABORATORY			1	100%	1
OKLAHOMA BLOOD INSTITUTE			1	100%	1
URGENT TEAM MANAGEMENT OF TENNESSEE, L			1	100%	1
Home Health Care Clinic		1			1
Niles Nursing and Rehab. Center		1			1
SUPERKIDS PEDIATRICS			1	100%	1
NF Escambia, LLC DBA Olive BranchHealth and Rehabilitaion Center			1	100%	1
WOODHILLS LABS			1	100%	1
ADVANCE MD CARE			1	100%	1
EAST COAST INSTITUTE FOR RESEARCH LLC			1	100%	1
Lenbrook		1			1
LOPEZ		1			1
INDIAN RIVER CLINICAL LABORATORY, INC.		1			1
BALLAD HEALTH MEDICAL ASSOCIATES URGENT CARE			1	100%	1
ADVENT HEALTH MEDICAL GROUP		1			1
BEAUMONT REFERENCE LABORATORY			1	100%	1
Bay View Nursing and Rehabilitation Center			1	100%	1
THE NEW JEWISH HOME		1			1
UF HEALTH - WILDLIGHT			1	100%	1
Birmingham Nursing & Rehab Center		1			1
FLORHAM PARK ENDOSCOPY CENTER		1			1
HHCS PHARMACY INC			1	100%	1
NAVARRO MEDICAL CENTERS LLC			1	100%	1
WY RETIREMENT CENTER		1			1
EILEEN TURBESSI MD PA		1			1
ORCHARD PARK HEALTH CARE AND REHABILITATION CENTER		1			1
Kroger 83 - The Little Clinic Rock Road		1			1
MINUTE CLINIC DIAGNOSTICS OF IN, LLC #6252		1			1
HEALTH FIRST HOME CARE		1			1
GOLDING-GRANADO MEDICAL ASSOCIATES		1			1
RIVERSIDE COUNTY PUBLIC HEALTH LABORATORY			1	100%	1
UNIVERSITY OF MIAMI PRIMARY CARE SITE UMHC 3039			1	100%	1
MERCY GENERAL HOSPITAL			1	100%	1
LIFESPAN HEALTH - SELMER		1			1
CARE CONNECTIONS AT HOME LLC			1	100%	1
BRIAN C GRINER MD LLC			1	100%	1
Kroger 682 - The Little Clinic Combs and Gantzel		1			1
CRYSTAL RIVER FIRE DEPARTMENT			1	100%	1
PACE UNIVERSITY HEALTH CARE		1			1
MANHATTAN COLLEGE HEALTH SERVICES		1			1
PHYSICIANS IMMEDIATE CARE			1	100%	1
Integrity Healthcare of Carbondale			1	100%	1
ST. LUKE'S HOSPITAL			1	100%	1
COLER REHABILITATION AND NURSING CARE		1			1
LEHIGH REGIONAL WOUND CENTER			1	100%	1
CHRISTUS GOOD SHEPHERD MEDICAL CENTER			1	100%	1

# COVID-19: testing by laboratory

Data through Mar 17, 2021 verified as of Mar 18, 2021 at 09:25 AM

Data in this report are provisional and subject to change.

The numbers in the table below represent the number of Florida and non-Florida residents for whom test results were received by the Department of Health. A person can be tested by more than one laboratory and can have both positive and negative results. **Therefore, the sum of the numbers in each column will be larger than the total number of people tested.**

Reporting lab	Inconclusive	Negative	Positive	Percent positive	Total
BAPTIST ASI			1	100%	1
JACKSONVILLE PEDIATRICS			1	100%	1
WALGREENS #04176		1			1
MANCHESTER COMMONS		1			1
SWIFTCARE URGENT CARE, PLLC			1	100%	1
HOUSTON DEPARTMENT OF HEALTH AND HUMAN SERVICES			1	100%	1
Avera Sr. James Care Center		1			1
CVS CT2210POCT RIVERSIDE		1			1
WEST COAST CLINICAL LABS INC			1	100%	1
AUGUSTA HEALTH CLINICAL LABORATORY			1	100%	1
WALGREENS #10854		1			1
LUMICO LIFE INSURANCE COMPANY		1			1
BETHESDA ON TURKEY CREEK			1	100%	1
RIDGE OPTUM FLORIDA			1	100%	1
UMASS MEMORIAL MEDICAL CENTER, INC		1			1
ENZO LABS INC			1	100%	1
HEARTLAND REGIONAL MEDICAL CENTER		1			1
HOME AIDE SVC OF EASTERN NY INC D/B/A		1			1
1ST CHOICE URGENT CARE CENTER LLC			1	100%	1
LOURDES URGENT CARE			1	100%	1
MEDEXPRESS URGENT CARE - HACKETTSTOWN		1			1
LABONE		1			1
PEDIATRIC PARTNERS OF ZEPHYRHILLS PA			1	100%	1
MEDICAL ASSOCIATES OF PINELLAS - LAB			1	100%	1
Walgreens #19461		1			1
Kroger 367 - The Little Clinic Walton		1			1
FORT MYERS NORTH DIALYSIS		1			1
WALK IN MEDICAL URGENT CARE PC		1			1
MEDEXPRESS URGENT CARE CHICOPEE			1	100%	1
NICKLAUS CHILDREN'S DORAL OUTPATIENT CENTER			1	100%	1
ADVENT HEALTH MEDICAL GROUP MULTISPECIALTY			1	100%	1
WEST FLORIDA MEDICAL ASSOCIATES PA			1	100%	1
Life Care Center of Auburn		1			1
THE CLINIC ON SIXTH			1	100%	1
PM PEDIATRICS PC			1	100%	1
SALEM VAMC		1			1
NORTHSIDE FAMILY MEDICINE		1			1
PATHOLOGYT & LAB MEDICINE SERVICES			1	100%	1
Glenview Terrace Nursing Center		1			1
RAPID MEDLAB (002MO)		1			1
CVS NV9586POCT RENO		1			1
LAKE MARY DIALYSIS			1	100%	1
Kroger 909 - The Little Clinic Hamilton			1	100%	1
PROFESSIONAL DIALYSIS CENTER			1	100%	1
NORTH MIAMI BEACH SURGICAL CENTER			1	100%	1
Elderwood at Lancaster		1			1
MOBILE HEALTH MEDICAL SERVICES PC		1			1

# COVID-19: testing by laboratory

Data through Mar 17, 2021 verified as of Mar 18, 2021 at 09:25 AM

Data in this report are provisional and subject to change.

The numbers in the table below represent the number of Florida and non-Florida residents for whom test results were received by the Department of Health. A person can be tested by more than one laboratory and can have both positive and negative results. **Therefore, the sum of the numbers in each column will be larger than the total number of people tested.**

Reporting lab	Inconclusive	Negative	Positive	Percent positive	Total
Newton Wellesley Center for Alzheimer's Care		1			1
MOUNT SINAI MEDICAL CENTER OF FLORIDA INC			1	100%	1
Kroger 433 - The Little Clinic Atoka		1			1
PALM COAST DRAW STATION/AMERICAN HEALTH ASSOCIATES		1			1
Villages of St.Peters		1			1
FIU HEALTH CARE CENTER			1	100%	1
JOHN D. ARCHBOLD MEMORIAL HOSPITAL			1	100%	1
BLACK SHEEP MEDICAL			1	100%	1
SHAMRA MEDICAL LABORATORY			1	100%	1
SKY RIDGE MEDICAL CENTER - MICRO			1	100%	1
LABORATORIO BUENA SALUD			1	100%	1
VA WNYHCS - Buffalo Division			1	100%	1
BUFFALO VAMC			1	100%	1
WILLOWBROOKE CT AT LIMA ESTATES		1			1
BLACKBERRY CENTER, THE		1			1
CARESPOT - OCOEE			1	100%	1
LEE MEMORIAL HOSPITAL OUTPATIENT SURGERY CENTER			1	100%	1
ST LUKE LUTHERAN HOME		1			1
Tremont Health & Rehabilitation Center		1			1
MEDPOST - NORTH DALLAS			1	100%	1
ST JOHN'S HOME CARE			1	100%	1
CVS IL5797POCT CAROL STREAM		1			1
RAMBAM URGENT CARE			1	100%	1
ADVANCED CARDIOVASCULAR DIAGNOSTICS OF FL			1	100%	1
CVS CA8861POCT BUENA PARK		1			1
WATERTOWN URGENT CARE		1			1
ATHENA PLASTIC SURGERY		1			1
SAN JOSE CLINIC		1			1
Kroger 907 - The Little Clinic Holland		1			1
NHC HealthCare St. Charles		1			1
BEACHSIDE DETOX		1			1
DOCTORS CARE - AIKEN MALL			1	100%	1
RESIDENCES AT MIAMI / REIGN GARDENS LLC, THE			1	100%	1
TINA'S ASSISTED LIVING FACILITY CORP		1			1
Kroger 717 - The Little Clinic Dolphin Drive			1	100%	1
PANCARE HEALTH - CARR ELEM & MIDDLE SCHOOL			1	100%	1
PULMONARY MEDICINE		1			1
CSI LABORATORIES FLORIDA			1	100%	1
ADVENTHEALTH MEDICAL GROUP PEDIATRICS DIABETES &			1	100%	1
MARTIN ARMY COMMUNITY HOSPITAL			1	100%	1
Kroger - KR070300083			1	100%	1
HARDEN DIALYSIS		1			1
XSTREMEMD			1	100%	1
MISSOURI DEPARTMENT OF HEALTH AND SENIOR SERVICES - STATE PH LAB		1			1
Brookcrest Nursing Home		1			1
ST JOHNS EPISCOPAL HOSPITAL SOUTH SHORE		1			1
CVS AZ4795POCT MESA		1			1

# COVID-19: testing by laboratory

Data through Mar 17, 2021 verified as of Mar 18, 2021 at 09:25 AM

Data in this report are provisional and subject to change.

The numbers in the table below represent the number of Florida and non-Florida residents for whom test results were received by the Department of Health. A person can be tested by more than one laboratory and can have both positive and negative results. **Therefore, the sum of the numbers in each column will be larger than the total number of people tested.**

Reporting lab	Inconclusive	Negative	Positive	Percent positive	Total
WELLMED AT LINEBAUGH AVE			1	100%	1
MERITUS MEDICAL CENTER			1	100%	1
LOUIS A JOHNSON VAMC		1			1
INTERNAL MEDICINE EMILIA MURRAY MD PA		1			1
CVS MA38POCT CHARLTON		1			1
Kroger 767 - The Little Clinic Beaumont		1			1
MINUTE CLINIC DIAGNOSTIC PA			1	100%	1
TITUSVILLE REHABILITATION AND NURSING CENTER		1			1
CAROMONT HEALTH			1	100%	1
CVS IL2297144CV CHICAGO		1			1
CARENOW MIDTOWN			1	100%	1
CVS TX3702POCT KATY		1			1
HALIFAX HEALTH PRIMARY CARE			1	100%	1
SALUDA NURSING CENTER		1			1
ORLANDO HEALTH MEDICAL GROUP			1	100%	1
CVS TX1057POCT SAN ANTONIO		1			1
LAKE COMMUNITY ACTION AGENCY		1			1
Kroger 805 - The Little Clinic Lewis Center		1			1
ORMOND BEACH DIALYSIS			1	100%	1
DUKE UNIVERSITY POINT OF CARE TESTING PROGRAM			1	100%	1
KISSIMMEE HOME TRAINING		1			1
SOLARIS HEALTHCARE PLANT CITY		1			1
HENRICO DOCTOR'S LABORATORY			1	100%	1
VA Greater LA HCS-Santa Maria OPC			1	100%	1
IVAN, MAYA			1	100%	1
St Mary's d'Youville Pavilion		1			1
PROVIDENCE ST PETER HOSPITAL		1			1
MARINA DEL REY HOSPITAL LAB			1	100%	1
SOUTHWESTERN VERMONT MEDICAL CENTER			1	100%	1
CORNERSTONE OF RECOVERY INC		1			1
MEDEXPRESS URGENT CARE - WAYNESBURG		1			1
MORGAN STANELY HEALTH CENTER		1			1
TREASURE COAST PRIMARY CARE		1			1
GARDENS PEDIATRICS LAB			1	100%	1
WALGREEN#12147		1			1
KNOX COMMUNITY HOSPITAL			1	100%	1
NORTHEAST BAPTIST HOSPITAL			1	100%	1
SANTA MONICA CA-UCLA MC			1	100%	1
PAMC MICRO LAB			1	100%	1
MEDSTAR URGENT CARE, LLC			1	100%	1
FLORIDA CLINICAL LABORATORY INC DBA			1	100%	1
FLAGLER MEDICAL ASSOCIATES PA			1	100%	1
CHILDRENS SPECIALIST PEDIATRIC PULMMOLOGY &			1	100%	1
Walgreens #10851		1			1
SPRING VALLEY HOSPITAL MEDICAL CENTER			1	100%	1
MEDEXPRESS URGENT CARE, EDWARDSVILLE		1			1
PRIMARY CARE GROUP LLC		1			1

# COVID-19: testing by laboratory

Data through Mar 17, 2021 verified as of Mar 18, 2021 at 09:25 AM

Data in this report are provisional and subject to change.

The numbers in the table below represent the number of Florida and non-Florida residents for whom test results were received by the Department of Health. A person can be tested by more than one laboratory and can have both positive and negative results. **Therefore, the sum of the numbers in each column will be larger than the total number of people tested.**

Reporting lab	Inconclusive	Negative	Positive	Percent positive	Total
KENNEDY BOULEVARD DIALYSIS			1	100%	1
WINDSOR MANOR			1	100%	1
Garden View Care Center at Dougherty Ferry		1			1
DR JAMES D FORBES FAMILY CARE CENTER			1	100%	1
Victoria Manor		1			1
LITTLE COMPANY OF MARY HOSPITAL			1	100%	1
CHI ST. LUKE'S HEALTH BCM MEDICAL CENTER			1	100%	1
PRACTITIONERS IN MOTION			1	100%	1
VERMONT DEPT OF HEALTH LABORATORY			1	100%	1
TOXUSALABS DBA CONNECTDX LABS		1			1
LEESBURG DIALYSIS CENTER		1			1
ARISTACARE AT MANCHESTER		1			1
Kroger 968 - The Little Clinic Colerain Township		1			1
ODYSSEY HEALTH CARE OF MARION COUNTY LLC		1			1
DOCTORS AFTER HOURS URGENT CARE CENTER			1	100%	1
PENINSULA REGIONAL MED CTR LAB			1	100%	1
UNLIMITED MEDICAL SERVICES OF FL PL DBA		1			1
CAREFIRST URGENT CARE - BEECHMONT			1	100%	1
ST VINCENTS OUTPATIENT IMAGING		1			1
FLAGLER COUNTY BOARD OF COUNTY COMMISSIONERS			1	100%	1
MOSAIC MEDICAL CENTER MARYVILLE			1	100%	1
ENT & ALLERGY ASSOCIATES, LLP - SLEEPY HOLLOW (ABBOTT)		1			1
MODERN URGENT CARE			1	100%	1
NORTH FLORIDA CHILD DEVELOPMENT, INC			1	100%	1
AVALON MEDICAL GROUP			1	100%	1
GEORGETOWN URGENT CARE			1	100%	1
KEATING SPORTS CENTER		1			1
UPMC NORTHWEST HOSPITAL			1	100%	1
Kroger 523 - The Little Clinic Dickson			1	100%	1
PALM BEACH COUNTY HEALTH DEPT.			1	100%	1
Brookdale Southside			1	100%	1
VAULT MEDICAL SERVICES			1	100%	1
CVS MA1875POCT ASHLAND			1	100%	1
BROOKDALE FORT MYERS LAKES PARK			1	100%	1
QUICKCARE HEALTH, INC			1	100%	1
CHILTON MEDICAL CENTER		1			1
Waddell Nursing & Rehab Center		1			1
CARE STATION MEDICAL GROUP		1			1
Keller Landing Center		1			1
Longwood Community Living Center		1			1
Walgreens #9620		1			1
BRIDGEWATER PARK ASSISTED LIVING LLC			1	100%	1
UMASS MEMORIAL/MARLBORO HOSPITAL			1	100%	1
LOUNDY		1			1
Arlington Health and Rehabilitation		1			1
EXPRESS PHARMACY INC		1			1
BICKERTON, DAWN		1			1



# COVID-19: testing by laboratory

Data through Mar 17, 2021 verified as of Mar 18, 2021 at 09:25 AM

Data in this report are provisional and subject to change.

The numbers in the table below represent the number of Florida and non-Florida residents for whom test results were received by the Department of Health. A person can be tested by more than one laboratory and can have both positive and negative results. **Therefore, the sum of the numbers in each column will be larger than the total number of people tested.**

Reporting lab	Inconclusive	Negative	Positive	Percent positive	Total
GOSHEN MEDICAL CENTER			1	100%	1
PINEVILLE PHARMACY			1	100%	1
DEPARTMENT OF HEALTH SERVICES			1	100%	1
PRINCIPLE DIAGNOSTICS LLC			1	100%	1
DAYTONA BEACH DIALYSIS			1	100%	1
NATION'S BEST CARE HOME HEALTH			1	100%	1
ABINGTON MEMORIAL HOSPITAL			1	100%	1
TRIDENT ANTI AGING LLC			1	100%	1
DOCTORS CARE – GREER		1			1
MARYLAND DEPARTMENT OF HEALTH AND MENTAL HYGIENE-LABORATORIES			1	100%	1
UT HEALTH RIO GRANDE VALLEY PRIMARY CARE AT			1	100%	1
AURORA HEALTH CARE METRO INC			1	100%	1
FAMILY MEDICAL CENTRE			1	100%	1
MISSOURI DEPT. OF HEALTH			1	100%	1
MINUTECLINIC DIAGNOSTICS OF OKLAHOMA		1			1
KAISER SUNNYSIDE MEDICAL CTR LAB		1			1
UNIVERSITY URGENT CARE			1	100%	1
UHS BINGHAMTON GENERAL			1	100%	1
CARENOW URGENT CARE – SPRING			1	100%	1
IZ MEDICAL		1			1
Sanford Health & Rehabilitation			1	100%	1
HOLY CITY MED URGENT CARE			1	100%	1
MEMORIAL MEDICAL CENTER			1	100%	1
Quince Nursing and Rehabilitation Center		1			1
VIP FAMILY PRACTICE			1	100%	1
BAPTIST HEALTH SURGERY CENTER			1	100%	1
Kroger 532 - The Little Clinic Murfreesboro		1			1
WW Chem Auto SS			1	100%	1
LAKE WALES DIALYSIS CENTER			1	100%	1
Excel Care Center			1	100%	1
WVU MEDICINE - WESTON			1	100%	1
PEDIATRIC SPECIALTY CLINIC COLLIER			1	100%	1
Kroger 395 - The Little Clinic Blanchester		1			1
SOUTHEASTERN INTEGRATED MEDICAL PL			1	100%	1
MINNESOTA HERITAGE HOUSE		1			1
KIOSK MEDICINE OF KENTUCKY LLC		1			1
SC-GA2018 MCCORMICK REHAB & HEALTHCARE		1			1
HILTON HEAD HOSPITAL/INPATIENT			1	100%	1
ST. JOHN HOSPITAL & MEDICAL CENTER			1	100%	1
MANOR CARE OF DELRAY BEACH FL LLC		1			1
CONCORDIA MANOR			1	100%	1
SIGNATURE CARE MEMORIAL CITY			1	100%	1
BAPTIST HEALTH SURGERY CENTER AT NORTHPOINT			1	100%	1
MADISON AT OVIEDO			1	100%	1
MISSION HOSPITAL – MEMORIAL CAMPUS			1	100%	1
NORTHSIDE HOSPITAL DULUTH			1	100%	1
SLIDELL MEMORIAL HOSPITAL			1	100%	1

# COVID-19: testing by laboratory

Data through Mar 17, 2021 verified as of Mar 18, 2021 at 09:25 AM

Data in this report are provisional and subject to change.

The numbers in the table below represent the number of Florida and non-Florida residents for whom test results were received by the Department of Health. A person can be tested by more than one laboratory and can have both positive and negative results. **Therefore, the sum of the numbers in each column will be larger than the total number of people tested.**

Reporting lab	Inconclusive	Negative	Positive	Percent positive	Total
Kroger 541 - The Little Clinic Long Hollow Pike		1			1
MED FIRST IMMEDIATE CARE AND FAMILY PRACTICE			1	100%	1
Brattleboro Crossings LLC dba Pine Heights at Brattleboro		1			1
CVS MA969POCT PALMER		1			1
CVS CA9103POCT ESCONDIDO		1			1
AML DIAGNOSTICS- ADV TESTING IN METABOLIC MEDICINE			1	100%	1
Smg/North Jersey Hematology & Oncology		1			1
ICARE		1			1
Manor Care Health Care Services - Williamsport North		1			1
CVS CT692POCT NORTH HAVEN		1			1
Lynwood		1			1
CARBON HEALTH			1	100%	1
COLLIER BLVD HMA PHYSICIANS MANAGEMENT LLC			1	100%	1
MEDCOR CORPORATE CLINIC			1	100%	1
Crowne Place Assisted Living		1			1
MINUTECLINIC, LLC #07876			1	100%	1
NEW SMYRNA BEACH AMBULATORY CARE CTR			1	100%	1
EASTSIDE URGENT CARE			1	100%	1
PATHOLOGY		1			1
BAPTIST HOSPITAL LABORATORY			1	100%	1
ALPHA CLINICAL LABORATORY CORP.			1	100%	1
DOCTORS CHOICE HOME CARE INC			1	100%	1
AUTUMN CARE OF STATESVILLE, LLC		1			1
MERITER LABORATORIES			1	100%	1
Kroger 419 - The Little Clinic Farmington/Exeter		1			1
CVS NC7051POCT WAKE FOREST		1			1
MEDICAL CENTER			1	100%	1
TRUMAN MEDICAL CENTER - HOSPITAL HILL			1	100%	1
MISSION HOSPITAL			1	100%	1
FLORIDA MEDICAL CLINIC PA GI			1	100%	1
SKYRIDGE CLINICAL ASSOCIATES		1			1
Walgreens #5065		1			1
LYSTER MAIN LAB, FT RUCKER		1			1
LAS PALMAS MEDICAL CENTER			1	100%	1
DILELLA			1	100%	1
BOND COUNTY HEALTH DEPARTMENT			1	100%	1
WAKULLA URGENT CARE & DIAGNOSTIC			1	100%	1
CARESPOT EXPRESS HEALTHCARE BOYNTON BEACH			1	100%	1
Strasburg Care Center		1			1
CVS AZ3749POCT GOODYEAR		1			1
TRAFALGAR DIALYSIS			1	100%	1
MARQUETTE GENERAL HOSPITAL			1	100%	1
CVS AZ7855POCT TUCSON		1			1
NORTH FLORIDA FAMILY MEDICINE			1	100%	1
BRITTNEY WHELIHAN IRWIN ARNP LLC			1	100%	1
WMC HEALTH GROUP OF KISSIMMEE LLC			1	100%	1
Greencroft Goshen		1			1

# COVID-19: testing by laboratory

Data through Mar 17, 2021 verified as of Mar 18, 2021 at 09:25 AM

Data in this report are provisional and subject to change.

The numbers in the table below represent the number of Florida and non-Florida residents for whom test results were received by the Department of Health. A person can be tested by more than one laboratory and can have both positive and negative results. **Therefore, the sum of the numbers in each column will be larger than the total number of people tested.**

Reporting lab	Inconclusive	Negative	Positive	Percent positive	Total
BETHESDA DIALYSIS			1	100%	1
BELLMORE PEDIATRICS		1			1
VA ST LOUIS HEALTH CARE SYSTEM			1	100%	1
CHI ST VINCENT LITTLE ROCK DIAGNOSTIC CLINIC			1	100%	1
Kroger 126 - The Little Clinic Cottonwood		1			1
AFFILIATED LABORATORIES INC			1	100%	1
NORTHWEST FLORIDA SPECIALTY PHYSICIANS LLC		1			1
LOUIS STOKES CLEVELAND VA MEDICAL CENTER			1	100%	1
MERCY HEALTH			1	100%	1
Dugan Memorial Home		1			1
BIOMAT ORLANDO		1			1
CAPSTONE REHABILITATION AND HEALTHCARE		1			1
MOUNT ST MARYS HOSPITAL OF NIAGARA FALLS			1	100%	1
Shoreline Care Center			1	100%	1
SOUTHWEST ORLANDO FAMILY MEDICINE, PL			1	100%	1
SOUTHEASTERN HEALTH FACILITES, INC		1			1
SUNCOAST RESEARCH GROUP LLC			1	100%	1
DIMMIT REGIONAL HOSPITAL			1	100%	1
SOUTHWEST FLORIDA DIVISION LAB			1	100%	1
PINNACLE DIALYSIS		1			1
Wildwood Healthcare		1			1
SACRED HEART HEALTH SYSTEM- MIDWIFE PROGRAM			1	100%	1
NEVADA DEPARTMENT OF HEALTH AND HUMAN SERVICES			1	100%	1
HOSPITAL SISTERS HEALTH SYSTEM (HSHS)			1	100%	1
MID FLORIDA COMMUNITY SERVICES			1	100%	1
CHILDREN'S MEMORIAL HOSPITAL			1	100%	1
SSC NASHVILLE OPERATING CO LLC D/B/A		1			1
GEORGE WASHINGTON UNIVERSITY HOSPITAL			1	100%	1
Kroger 006 - The Little Clinic Uintah Gardens		1			1
Fairview			1	100%	1
Imperial Healthcare Centre			1	100%	1
HEALTH EXPRESS		1			1
WEST PENSACOLA DIALYSIS CENTER			1	100%	1
HEALTHCARE ASSOCIATES OF IRVING, LLP			1	100%	1
VIVEX/UMTB BIOMEDICAL			1	100%	1
BAYFRONT HEAL WOUND CARE AND HYPERBARIC CENTER			1	100%	1
Ash Flat Healthcare and Rehabilitation Center			1	100%	1
SAINT BARNABAS MEDICAL CENTER		1			1
Kroger 682 - The Little Clinic New Holland Market			1	100%	1
AUSTIN URGENT CARE			1	100%	1
QUEST INC			1	100%	1
OPTUM MEDICAL CLINIC IN ROCKRIMMON			1	100%	1
PEACHEALTH LABORATORIES		1			1
BAPTIST HEALTH PRIMARY CARE AT DORAL			1	100%	1
FOUNDCARE HEALTH			1	100%	1
MEDEXPRESS URGENT CARE - LINDEN		1			1
TAMPA GENERAL MEDICAL GROUP LABORATORY HEALTHPARK			1	100%	1

# COVID-19: testing by laboratory

Data through Mar 17, 2021 verified as of Mar 18, 2021 at 09:25 AM

Data in this report are provisional and subject to change.

The numbers in the table below represent the number of Florida and non-Florida residents for whom test results were received by the Department of Health. A person can be tested by more than one laboratory and can have both positive and negative results. **Therefore, the sum of the numbers in each column will be larger than the total number of people tested.**

Reporting lab	Inconclusive	Negative	Positive	Percent positive	Total
Valley View Health and Rehabilitation, LLC		1			1
TOMAH VAMC			1	100%	1
HEART HOSPITAL OF LAFAYETTE: EMERGENCY ROOM			1	100%	1
CHIPLEY DIALYSIS			1	100%	1
JOSEPH REINA PHARMACY INC DBA JRX PHAR		1			1
SUNSHINE PEDIATRICS OF LUTz			1	100%	1
CVS MA2600POCT WEYMOUTH			1	100%	1
BORINQUEN HEALTH CENTER			1	100%	1
PATIENT FIRST-GENERAL BOOTH			1	100%	1
OAKWOOD HOSPITAL - SOUTHSORE			1	100%	1
LIFEGUARD AMBULANCE SERVICE LLC - BAY COUNTY			1	100%	1
bishop rehabilitation and nursing center		1			1
Kroger 519 - The Little Clinic Staples Mill Road		1			1
TRIHEALTH			1	100%	1
LABORATORY SERVICES SGHS - CAMDEN		1			1
ST JOHNS PEDIATRICS PA		1			1
Portsmouth Health and Rehab			1	100%	1
Wetumpka Health and Rehab, LLC		1			1
EAST CORE LAB			1	100%	1
CONWAY - SHERWOOD URGENT CARE			1	100%	1
SHAH			1	100%	1
RIVERSIDE MEDICAL CENTER		1			1
FLAGLER PROFESSIONAL HEALTH CARE SERVICES INC		1			1
LEXINGTON HOSPITAL CORPORATION			1	100%	1
FLAGLER CARE CENTER			1	100%	1
Long Beach Care Center			1	100%	1
WATERS EDGE ELEMENTARY SCHOOL			1	100%	1
PEDIATRIC ASSOCIATES - MIAMI LAKES		1			1
SANFORD LABORATORIES WATERTOWN			1	100%	1
FRONT PORCH PEDIATRICS PLLC			1	100%	1
BROOKSHIRE, THE			1	100%	1
COLONIAL HEALTH CARE		1			1
St. Anne Home		1			1
RM PHARMACY SERVICES INC		1			1
CHI ST ALEXIUS TRANSITIONAL CARE UNIT		1			1
Heartland of Perrysburg		1			1
MORNINGSIDE NURSING AND REHABILITATION		1			1
CONVENIENT MEDICAL AND HEALTH SERVICES			1	100%	1
WINTER PARK MEMORIAL HOSPITAL LABORATORY		1			1
APOLLOMDX LLC			1	100%	1
INHEALTH LIFE SCIENCES			1	100%	1
FLORIDA DEPARTMENT OF HEALTH IN CITRUS COUNTY		1			1
BAM INC		1			1
CENTRAL TX MEDICAL CENTER - LAB			1	100%	1
PRIMARY & URGENT CARE CENTERS			1	100%	1
CFCH - FROSTPROOF			1	100%	1
Kroger 929 - The Little Clinic Corryville		1			1

# COVID-19: testing by laboratory

Data through Mar 17, 2021 verified as of Mar 18, 2021 at 09:25 AM

Data in this report are provisional and subject to change.

The numbers in the table below represent the number of Florida and non-Florida residents for whom test results were received by the Department of Health. A person can be tested by more than one laboratory and can have both positive and negative results. **Therefore, the sum of the numbers in each column will be larger than the total number of people tested.**

Reporting lab	Inconclusive	Negative	Positive	Percent positive	Total
LONG ISLAND MINIMALLY INVASIVE SURGERY		1			1
FIRST CARE OF GAINESVILLE			1	100%	1
CYPRESS CREEK OUTPATIENT SURGICAL CTR, LLC			1	100%	1
NORDX			1	100%	1
APS-SUMMIT CARE PHARMACY, LLC DBA OMNICARE		1			1
MEDEXPRESS URGENT CARE - VINELAND S MA		1			1
Brynwood Health & Rehabilitation Center			1	100%	1
Regency Square			1	100%	1
TANGLEWOOD MANOR		1			1
WEST FLORIDA HOSPITAL LABORATORY			1	100%	1
WRIGHT PATTERSON AFB MEDICAL CENTER			1	100%	1
PHYSICIANS PREMIER			1	100%	1
RIDGEFIELD PEDIATRIC ASSOCIATES		1			1
FOCUSED CARE AT ALLENBROOK		1			1
WALGREENS # 11165		1			1
HALEYVILLE HEALTH CARE CENTER		1			1
ARCADIA DIALYSIS CENTER			1	100%	1
FAMILY AND INTERNAL MEDICINE ASSOCIATES		1			1
CORONA CONCIERGE, LLC		1			1
MERCY – NORTH IOWA			1	100%	1
NATIONAL INSTITUTES OF HEALTH CLINICAL CENTER			1	100%	1
BEVERLY ADVANCED PRACTICE NURSING		1			1
ATHENS LIMESTONE HOSPITAL		1			1
SUNCOAST PRIMARY CARE LLC			1	100%	1
ADVENTHEALTH DURAND			1	100%	1
CVS NV5286POCT HENDERSON		1			1
ACCESS MEDICAL GROUP OF TAMPA INC			1	100%	1
NHC DICKSON		1			1
COMMUNITY MEDICAL CENTER-ORANGE CITY		1			1
TEVAPHARM			1	100%	1
JUP Serology SubSection			1	100%	1
MEDEX CLINIC LLC			1	100%	1
MT CARMEL NURSING HOME		1			1
CLERMONT HEALTH DEPARTMENT			1	100%	1
MID FLORIDA BIOLOGICALS			1	100%	1
Signature Healthcare of Fort Wayne		1			1
MARYWOOD NURSING CARE CENTER		1			1
CVS CA9823POCT SACRAMENTO		1			1
441 URGENT CARE CENTER - BROWNWOOD			1	100%	1
PT&J REHAB LLC		1			1
Falmouth By The Sea			1	100%	1
Community Compassion Center of Batesville			1	100%	1
MEDEXPRESS URGENT CARE-MEADVILLE			1	100%	1
UCH LAB			1	100%	1
OHIO VALLEY MANOR NURSING &		1			1
Oregon Veterans Home The Dalles		1			1
CAREWELL 203			1	100%	1



# COVID-19: testing by laboratory

Data through Mar 17, 2021 verified as of Mar 18, 2021 at 09:25 AM

Data in this report are provisional and subject to change.

The numbers in the table below represent the number of Florida and non-Florida residents for whom test results were received by the Department of Health. A person can be tested by more than one laboratory and can have both positive and negative results. **Therefore, the sum of the numbers in each column will be larger than the total number of people tested.**

Reporting lab	Inconclusive	Negative	Positive	Percent positive	Total
Aspire Physical Recovery Center at Cahaba River		1			1
SYNERGENE LABORATORY			1	100%	1
Kroger 838 - The Little Clinic Fairborn		1			1
NEW ERA COMMUNITY HEALTH CENTER LLC		1			1
OMNI HEALTHCARE URGENT CARE			1	100%	1
MEDICAL CENTER AFFILIATES PALM SPRINGS			1	100%	1
BAYOU URGENT CARE			1	100%	1
RURAL/METRO MIDSOUTH,		1			1
LP ELIZABETHTON		1			1
DISCOVERY AT HOME, LLC			1	100%	1
MIDWEST COVENANT HOME, INC		1			1
BAYLOR SCOTT AND WHITE MEDICAL CENTER -CENTENTENNIAL			1	100%	1
GENERATIONS CENTER OF SPENCER		1			1
PM PEDIATRICS OF BAYSIDE PLLC - BELLER		1			1
URGENT CARE OF KANSAS CITY			1	100%	1
CARESPOT - LEE VISTA			1	100%	1
MEDEXPRESS URGENT CARE - NUTLEY		1			1
MEMORIAL HOSPITAL OF TAMPA			1	100%	1
Rio Grande City Nursing and Rehab Center			1	100%	1
JACK M MATHENY II MD			1	100%	1
FAMILY MEDICAL CLINIC KENDALL LLC			1	100%	1
ADVENTHEALTH PHYSICIAN GROUP – APPLEWOOD			1	100%	1
OCCUPATIONAL HEALTH CENTER		1			1
CVS MA915POCT BEVERLY			1	100%	1
Kroger 353 - The Little Clinic Harpers Point		1			1
ALLIANCE LABORATORY SERVICES			1	100%	1
DIGESTIVE DISEASE CARE PC		1			1
WATERBURY HOSPITAL REFERENCE LAB			1	100%	1
ANDERSON REGIONAL MEDICAL CENTER			1	100%	1
HARRIS URGENT CARE CENTER			1	100%	1
CLERMONT PEDIATRICS, PA			1	100%	1
NFRC CLINICAL LAB			1	100%	1
MEDEXPRESS URGENT CARE - CINNAMINSON		1			1
SJMC PHYSICIAN SERVICES			1	100%	1
APEX HOME HEALTHCARE			1	100%	1
TAMPA HEALTH CARE PROVIDERS PA		1			1
COLOMBO'S PHARMACY		1			1
Hillside Rehab and Care Center			1	100%	1
LabCorp of America			1	100%	1
PALATKA VA CBOC		1			1
Sharon Care Center			1	100%	1
MEADOWS PARK HEALTH AND REHABILITATION		1			1
MEDICAL ASSOCIATES OF BREVARD LLC		1			1
BAYLOR SCOTT & WHITE MEDICAL SURGICAL CLINIC			1	100%	1
NASON HOSPITAL			1	100%	1
FAIRVIEW SOUTHDALE			1	100%	1
PREMIER FAMILY AND SPORTS MEDICINE LLC			1	100%	1

# COVID-19: testing by laboratory

Data through Mar 17, 2021 verified as of Mar 18, 2021 at 09:25 AM

Data in this report are provisional and subject to change.

The numbers in the table below represent the number of Florida and non-Florida residents for whom test results were received by the Department of Health. A person can be tested by more than one laboratory and can have both positive and negative results. **Therefore, the sum of the numbers in each column will be larger than the total number of people tested.**

Reporting lab	Inconclusive	Negative	Positive	Percent positive	Total
JACKSBORO URGENT CARE			1	100%	1
HEALTHCARE AND REHAB OF SANFORD			1	100%	1
PEACE HEALTH FAMILY MEDICINE AT 87TH AVE		1			1
KENT		1			1
PARK LANE NURSING HOME		1			1
INSTANT MEDICAL CARE CENTER			1	100%	1
FALLSBURG CHAI		1			1
NYU LANGONE AMBULATORY CARE LAKE SUCCE		1			1
COUNTY OF HAMILTON			1	100%	1
SOUTHWOOD NURSING & RETIREMENT CENTER		1			1
Kroger 683 - The Little Clinic Foothills Plaza		1			1
UNIVERSITY OF BALTIMORE WASHINGTON MEDICAL CENTER			1	100%	1
ST ANTHONY'S PINELLAS CARE CLINIC			1	100%	1
CAMBRIDGE HEALTH ALLIANCE			1	100%	1
NHC Sequatchie		1			1
PARRISH MEDICAL GROUP			1	100%	1
CVS MA507POCT LEOMINSTER			1	100%	1
TITUS REGIONAL MEDICAL CENTER			1	100%	1
Kroger 481 - The Little Clinic Houston Levee		1			1
MERRILL GARDENS AT CHAMPIONSGATE			1	100%	1
SOUTHWOOD HEALTHCARE CENTER		1			1
Autumn Care of Suffolk		1			1
VIRGINIA UROLOGY		1			1
BEST CARE COMMUNITY AND FAMILY HEALTH CENTER INC			1	100%	1
SHP WESTCHESTER LLC		1			1
BETHESDA HOSPITAL			1	100%	1
GOOD PEDIATRICS			1	100%	1
CVS NV5942POCT LAS VEGAS		1			1
MID-FLORIDA CANCER CENTERS		1			1
AMERICAN LAB LLC		1			1
DIGNITY HEALTH GOHEALTH		1			1
SMITH			1	100%	1
INHEALTH LIFE SCIENCES LLC			1	100%	1
JACKSONVILLE HEALTH & REHAB		1			1
MARTIN HEALTH PHYSICIAN GROUP			1	100%	1
Rockcastle Health and Rehab		1			1
KIDSVILLE PEDIATRICS III PA			1	100%	1
MEDICAL ASSOCIATES OF THE SHOALS		1			1
Fairhaven Retirement Community		1			1
MEDEXPRESS URGENT CARE PENNSVILLE		1			1
PLEASANT RIDGE MANOR WEST		1			1
FLORIDA EPIDEMIOLOGY PROGRAM			1	100%	1
YOUR HEALTH PEDIATRICS			1	100%	1
FOUNDATION LABORATORY			1	100%	1
Alden North Shore			1	100%	1
MEDEXPRESS URGENT CARE - RUSSELLVILLE, W MAIN ST		1			1
ADVANCED RESEARCH AND DIAGNOSTIC LABORATORY UNIVERSITY OF MINNESOTA			1	100%	1

# COVID-19: testing by laboratory

Data through Mar 17, 2021 verified as of Mar 18, 2021 at 09:25 AM

Data in this report are provisional and subject to change.

The numbers in the table below represent the number of Florida and non-Florida residents for whom test results were received by the Department of Health. A person can be tested by more than one laboratory and can have both positive and negative results. **Therefore, the sum of the numbers in each column will be larger than the total number of people tested.**

Reporting lab	Inconclusive	Negative	Positive	Percent positive	Total
Baypoint Healthcare Center			1	100%	1
ST MICHAEL'S ELITE MEDICAL HOSPITAL			1	100%	1
SUMMERFIELD PAIN MANAGEMENT			1	100%	1
FIRST CARE WALK IN CLINIC LLC			1	100%	1
TANNER CLINIC			1	100%	1
MARTIN MEM FAMILY CARE AT ST LUCIE W			1	100%	1
LAMARQUE DIALYSIS			1	100%	1
ROYAL PALM PEDIATRICS			1	100%	1
Wexner Heritage House			1	100%	1
CAREHERE HUDSON BAY			1	100%	1
MEMORIAL HOSPITAL - BELLEVILLE			1	100%	1
CERMAK HEALTH SERVICES			1	100%	1
Maplewood of Cheshire County		1			1
NSPIRE HEALTHCARE PLANTATION			1	100%	1
ASHLEY CLINICAL DIAGNOSTIC LABORATORY			1	100%	1
TCPA CLINICAL LABORATORIES			1	100%	1
PHYSICIANS ASSOCIATES PA			1	100%	1
Mary Anna Nursing Home		1			1
PEDRO L ORTEGA MD PA			1	100%	1
Brown Nursing Home		1			1
BERKSHIRE MEDICAL CENTER			1	100%	1
Le Roy Village Green		1			1
THE CENTER FOR DISCOVERY		1			1
HELGEMO & LIOU PEDIATRICS			1	100%	1
JUPITER MEDICAL CENTER INC			1	100%	1
THE LITTLE CLINIC LLC			1	100%	1
PALM BEACH DIABETES AND ENDOCRINE SPECIALISTS, PA			1	100%	1
PROGENESIS INC			1	100%	1
PALM BEACH DIGESTIVE ASSOCIATES			1	100%	1
SUPREME MEDICAL GROUP PLLC			1	100%	1
CORNERSTONE DRUG AND GIFT INC		1			1
Ravenwood Speciality Care		1			1
ATRIA TAMARAC			1	100%	1
ST MARY'S OF SAGINAW		1			1
HEALTHFORCE PARTNERS INC			1	100%	1
Manassas Health & Rehab			1	100%	1
Erie VAMC		1			1
Kroger 397 - The Little Clinic Frankfort East		1			1
Bethel Lutheran Nursing & Rehabilitation Center		1			1
HOLLAND COMMUNITY HOSPITAL		1			1
Mountain View Manor			1	100%	1
Memorial Health Care Center			1	100%	1
LIMA MEMORIAL HOSPITAL			1	100%	1
PELICAN STATE OUTPATIENT CENTER			1	100%	1
GARDENS AT MAPLEWOOD			1	100%	1
CONCENTRA - OCALA		1			1
Holly Hill Healthcare Center			1	100%	1

# COVID-19: testing by laboratory

Data through Mar 17, 2021 verified as of Mar 18, 2021 at 09:25 AM

Data in this report are provisional and subject to change.

The numbers in the table below represent the number of Florida and non-Florida residents for whom test results were received by the Department of Health. A person can be tested by more than one laboratory and can have both positive and negative results. **Therefore, the sum of the numbers in each column will be larger than the total number of people tested.**

Reporting lab	Inconclusive	Negative	Positive	Percent positive	Total
SANITAS RESEARCH LLC			1	100%	1
UW MEDICINE CHU LAB			1	100%	1
HORIZON MEDICAL CENTER			1	100%	1
UPSON REGIONAL MEDICAL CENTER			1	100%	1
TERRELL URGENT CARE			1	100%	1
MONMOUTH MEDICALC ENTER		1			1
GOSHEN HOSPITAL			1	100%	1
BEAUMONT URGENT CARE		1			1
DIVERSICARE OF BIG SPRINGS		1			1
ASSISTED LIVING AT TREZEVANT		1			1
Arbor Springs Health and Rehab		1			1
LEGACY AT HIGHWOODS PRESERVE		1			1
CRUSADER COMMUNITY HEALTH			1	100%	1
SOMA MEDICAL CENTER PA #2			1	100%	1
CAREWELL URGENT CARE FITCHBURG			1	100%	1
QUALITY CLINICAL LAB LLC			1	100%	1
CDR MAGUIRE – STUART MISSION			1	100%	1
STEWART MEDICAL GROUP INC			1	100%	1
ST VINCENT'S AMBULATORY CARE INC			1	100%	1
PUBLIX PHARMACY # 1236			1	100%	1
BHS PHYSICIAN NETWORK			1	100%	1
EAST FL CORE LAB			1	100%	1
ADAMS COUNTY HEALTH DEPARTMENT			1	100%	1
FAYETTE MEDICAL CENTER LAB		1			1
TMH CANCER CENTER LABORATORY			1	100%	1
REFERENCE LABORATORY			1	100%	1
OCALA REGIONAL DIALYSIS- NORTH			1	100%	1
JOSHUA E CHESIR MD		1			1
ROYAL OAK MEDICAL CENTER LLC DBA CHARACTER FAMILY			1	100%	1
NORTH RIVER FAMILY HEALTH CENTER			1	100%	1
PULMONARY, CRITICAL CARE AND SLEEP DISORDERS INSTITUTE OF SOUTH FLORID			1	100%	1
UNITED HEALTHCARE			1	100%	1
MINUTECLINIC DIAG OF IND, LLC #4368		1			1
WOOD COUNTY HEALTH DEPARTMENT			1	100%	1
Carrollton Manor Inc		1			1
LAKE LURE HEALTH CENTER			1	100%	1
Pinnacle Assisted Living			1	100%	1
WILSON FAMILY MEDICINE LLC		1			1
FRESENIUS SOUTH FORT MYERS		1			1
UNIVERSITY OF SOUTH FLORIDA			1	100%	1
BAYMEADOWS PEDIATRIC CARE		1			1
MT SINA1 HOSPICE			1	100%	1
CLINICAL TRIALS OF TAMPA LLC		1			1
Walgreens #3661		1			1
WALGREENS #15369		1			1
BETHESDA HOSPITAL EAST BLOOD GAS LAB			1	100%	1
COMMUNITY			1	100%	1

# COVID-19: testing by laboratory

Data through Mar 17, 2021 verified as of Mar 18, 2021 at 09:25 AM

Data in this report are provisional and subject to change.

The numbers in the table below represent the number of Florida and non-Florida residents for whom test results were received by the Department of Health. A person can be tested by more than one laboratory and can have both positive and negative results. **Therefore, the sum of the numbers in each column will be larger than the total number of people tested.**

Reporting lab	Inconclusive	Negative	Positive	Percent positive	Total
HENRY FORD HOSPITAL			1	100%	1
STERLING HOUSE OF PORT ORANGE		1			1
MOUNT SINAI MEDICAL CENTER HIALEAH			1	100%	1
WEST FLORIDA MEDICAL ASSOCIATES			1	100%	1
NAVAL BRANCH HEALTH CLINIC			1	100%	1
PREMIER HEALTH CARE INC			1	100%	1
SHANDSCAIR FLIGHT PROGRAM			1	100%	1
CVS NE2741POCT LA VISTA		1			1
Sherwood Oaks Health Center			1	100%	1
ADVANCED URGENT CARE PLLC		1			1
BEAUMONT HOSPITAL, GROSSE POINTE			1	100%	1
RENOWN REGIONAL MEDICAL CENTER			1	100%	1
HOLSTON MEDICAL GROUP		1			1
LABTECH DIAGNOSTICS			1	100%	1
RABI SINHA, MD		1			1
CLUB HEALTH AND REHABILITATION CENTER, THE		1			1
METROWEST MEDICAL CENTER - FRAMINGHAM			1	100%	1
CVS NC2749POCT CONCORD		1			1
MOBILE MEDICAL CLINIC			1	100%	1
Chestnut Park Rehabilitation and Nursing Center		1			1
FLORIDA HOSPITAL ORMOND BEACH			1	100%	1
JP MORGAN CHASE HEALTH SERVICES			1	100%	1
Redwood Springs Healthcare			1	100%	1
ASSOCIATES MD MEDICAL GROUP INC			1	100%	1
Kroger 410 - The Little Clinic Trinity		1			1
FELD ENTERTAINMENT			1	100%	1
FRESENIUS KIDNEY CARE OCALA			1	100%	1
PowerBack Piscataway Center		1			1
Kroger 923 - The Little Clinic Centerville		1			1
Highland Ave. Eye Clinic		1			1
LSU MEDICAL CENTER			1	100%	1
DECATUR MORGAN HOSPITAL - DECATUR GENE		1			1
INTEGRATED GENETICS SEQUENOM		1			1
NORTHEAST TEXAS DIALYSIS		1			1
ADVANTA LABS, LLC		1			1
TMH PHYSICIAN PARTNERS			1	100%	1
PALACE CARE AND REHAB		1			1
ST. PETERSBURG PEDIATRICS-SEMINOLE			1	100%	1
MARTINSVILLE HEALTH AND REHAB			1	100%	1
INTERMOUNTAIN HEALTHCARE LABORATORY SERVICES			1	100%	1
DOCTOR TODAY URGENT CARE			1	100%	1
MAYO CLINIC OUTPATIENT DIALYSIS CENTER			1	100%	1
MCLEOD MEMORIAL HOSPITAL CLARENDON			1	100%	1
OAK HAVEN REHAB AND NURSING CENTER			1	100%	1
TRINITY URGENT CARE		1			1
EVENING PEDIATRICS INC			1	100%	1
ASHLEY PEDICATRICS DAY AND NIGHT CLINIC			1	100%	1



# COVID-19: testing by laboratory

Data through Mar 17, 2021 verified as of Mar 18, 2021 at 09:25 AM

Data in this report are provisional and subject to change.

The numbers in the table below represent the number of Florida and non-Florida residents for whom test results were received by the Department of Health. A person can be tested by more than one laboratory and can have both positive and negative results. **Therefore, the sum of the numbers in each column will be larger than the total number of people tested.**

Reporting lab	Inconclusive	Negative	Positive	Percent positive	Total
BARRINGTON TERRACE NAPLES			1	100%	1
DAUGHTERS OF SARAH NURSING CENTER		1			1
Kroger 698 - The Little Clinic 14th Street/Bell		1			1
Kroger - KR070600172		1			1
NORWALK HOSPITAL			1	100%	1
Towne Manor West		1			1
SOUTHWEST REGIONAL PCR LABORATORY			1	100%	1
WINDMOOR HEALTHCARE			1	100%	1
PM PEDIATRICS OF BAYSIDE, PLLC		1			1
CATERPILLAR INC - MIAMI DISTRIBUTION CENTER			1	100%	1
WINCHESTER HOSPITAL			1	100%	1
LEGACY SPECIALTY PHARMACY CORP			1	100%	1
MOBILE INFIRMARY MEDICAL CENTER			1	100%	1
NANCY M WORTHINGTON MD PA			1	100%	1
WALGREENS # 09788		1			1
MED-LAKE LABORATORY			1	100%	1
SUSAN F. WILLIAMS M.D., P.A.			1	100%	1
QC LABORATORY			1	100%	1
Cooperstown Center for Nursing and Rehabilittation		1			1
MED TECH CLINICAL LABORATORY		1			1
FAMILY PHYSICIANS OF WINTER PARK, INC			1	100%	1
NEMOURS CHILDRENS PRIMARY CARE CLERMONT			1	100%	1
CROSS CREEK HEALTH CARE		1			1
CVS / PHARMACY #10794			1	100%	1
ACCOMPLISHED HOME CARE		1			1
Bethany Manor		1			1
FLAGLER HOME CARE			1	100%	1
MAYO CLINICAL LABORATORIES		1			1
PIONEER CLINICAL RESEARCH LLC			1	100%	1
RICHMOND MEDICAL CENTER FOR WOMEN		1			1
THE MEDICAL CENTER AT BOWLING GREEN			1	100%	1
MEDCOR INC			1	100%	1
RAPID CITY REGIONAL HOSPITAL -579 ATTN. LABORATORY		1			1
ADVENTHEALTH MEDICAL GROUP INTERNAL MEDICINE AT MILLS			1	100%	1
PHYSICIANS ASSOCIATES			1	100%	1
RED HOOK FAMILY PRACTICE		1			1
Willowbrooke Court at Normandy Farms Estates		1			1
MY URGENT CARE CLINIC			1	100%	1
Kingston of Miamisburg		1			1
Alexandria Place		1			1
CHRISTIAN REST HOME ASSOC		1			1
UNIVERSITY OF IOWA HOSPITALS & CLINICS			1	100%	1
CENTRAL TX URGENT CARE			1	100%	1
FLORIDA STATE UNIVERSITY HEALTH SERVICES			1	100%	1
MCH PHYSICIANS GROUP			1	100%	1
NORTH SHORE HEMATOLOGY-ONCOLOGY ASSOCIATES		1			1
Valley Center (WV)			1	100%	1

# COVID-19: testing by laboratory

Data through Mar 17, 2021 verified as of Mar 18, 2021 at 09:25 AM

Data in this report are provisional and subject to change.

The numbers in the table below represent the number of Florida and non-Florida residents for whom test results were received by the Department of Health. A person can be tested by more than one laboratory and can have both positive and negative results. **Therefore, the sum of the numbers in each column will be larger than the total number of people tested.**

Reporting lab	Inconclusive	Negative	Positive	Percent positive	Total
CSL PLASMA LAB			1	100%	1
CLEMENT MANOR HEALTH CENTER		1			1
PRIMARY AND URGENT CARE			1	100%	1
VA COMMUNITY BASED CLINIC - LAKE CITY			1	100%	1
STANLY REGIONAL MEDICAL CENTER			1	100%	1
ST GERARD'S COMMUNITY OF CARE		1			1
LAKEVIEW REGIONAL HOSPITAL			1	100%	1
MEDICAL SPECIALISTS OF THE PALM BEACHES INC			1	100%	1
Grangeville Health and Rehab		1			1
ACUPATH LABORATORIES INC			1	100%	1
PRIMARY CARE & PEDIATRICS - SHEPHERSTOWN		1			1
JOHNSON MEDICAL SERVICES			1	100%	1
GRAND VIEW HOSPITAL			1	100%	1
ALLIANCE MD DIRECT PRIMARY CARE			1	100%	1
WALGREENS #01398			1	100%	1
FAIRVIEW HOSPITAL			1	100%	1
MARTIN MEMORIAL MEDICENTER			1	100%	1
STAMFORD HOSPITAL			1	100%	1
MEDLABS OF FLORIDA LLC D/B/A MEDLABS DIAGNOSTICS		1			1
BRIGHAM YOUNG UNIV STUDENT HEALTH CTR			1	100%	1
Kroger 699 - The Little Clinic Smyrna		1			1
MY INSTADOC - HOWELL URGENT CARE		1			1
INDIANA STATE DEPARTMENT OF HEALTH CLINIC MICROBIOLOGY		1			1
Waters of Covington		1			1
C A R E S		1			1
ARNOLD PALMER HOSPITAL LAB POCT		1			1
CENTRAL CAROLINA HOSPITAL			1	100%	1
NEW YORK UNIVERSITY MEDICAL CENTER			1	100%	1
UNIVERSITY OF VERMONT MEDICAL CENTER			1	100%	1
NULL			1	100%	1
DIXIE REGIONAL MEDICAL CENTER			1	100%	1
MIDWAY SPECIALTY CARE CENTER INC		1			1
2504-HOMEWOOD		1			1
New York Harbor Harbor HCS - Brooklyn Campus		1			1
BASCOM PALMER-MICRO LAB			1	100%	1
SIMPLY HEALTHCARE AND WELLNESS CLINIC, PC			1	100%	1
NHC Chattanooga			1	100%	1
RIVIERA BEACH HEALTH CENTER LAB			1	100%	1
WMC HEALTH GROUP INC			1	100%	1
SUMMER PLACE NURSING & REHABILITATION		1			1
Senatobia Healthcare & Rehab		1			1
BMC/NASSAU			1	100%	1
DOCTORS HEARING			1	100%	1
White River Health Care Center		1			1
MEDEXPRESS URGENT CARE - ST CLAIR, CLOVER DR.		1			1
EUGENE T FINAN, MD			1	100%	1
MEDCARE-GARNERS FERRY			1	100%	1

# COVID-19: testing by laboratory

Data through Mar 17, 2021 verified as of Mar 18, 2021 at 09:25 AM

Data in this report are provisional and subject to change.

The numbers in the table below represent the number of Florida and non-Florida residents for whom test results were received by the Department of Health. A person can be tested by more than one laboratory and can have both positive and negative results. **Therefore, the sum of the numbers in each column will be larger than the total number of people tested.**

Reporting lab	Inconclusive	Negative	Positive	Percent positive	Total
CLINICAL PATHOLOGY LABORATORIES SOUTHEAST INC			1	100%	1
WEST BOCA MEDICAL CENTER			1	100%	1
REELFOOT FAMILY WALK-IN CLINIC		1			1
GENESEE COUNTY HEALTH DEPARTMENT		1			1
PROVIDENCE ST. PATRICK HOSPITAL			1	100%	1
MEDSTAR HEALTH URGENT CARE			1	100%	1
ELEMENTS PHARMACY			1	100%	1
SPECIALTY MOLECULAR - DENVER			1	100%	1
SUMMERLIN MEDICAL CENTRE			1	100%	1
TARRYTOWN PHARMACY			1	100%	1
MEMORIAL SATILLA HEALTH			1	100%	1
JOHN PETER SMITH HOSPITAL- OB TRIAGE			1	100%	1
ASHLEY PEDIATRICS DAY & NIGHT CLINIC			1	100%	1
GIBSON AREA PRIMARY CARE			1	100%	1
URGENT CARE OF COASTAL GEORGIA			1	100%	1
CORE OCCUPATIONAL RESOURCES, LLC			1	100%	1
DAYTONA BEACH CENTRA CARE			1	100%	1
FIT4LIFE MEDICAL CENTER			1	100%	1
Signature Healthcare of Palm Beach			1	100%	1
Altenheim Senior Living		1			1
HUDSON REGIONAL HOSPITAL			1	100%	1
PALM COTTAGE OPERATOR LLC			1	100%	1
Walgreens #11724		1			1
EDGAR PRICE FAMILY & CHILDREN HEALTHCARE CENTER			1	100%	1
EASTSIDE MEDICAL CLINIC		1			1
PEDIATRIC PARTNERS			1	100%	1
Diversicare of Smyrna		1			1
SEVEN HILLS HEALTHCARE GROUP LLC DBA		1			1
HENRY FORD WEST BLOOMFIELD HOSPITAL			1	100%	1
Kroger 618 - The Little Clinic Trail Creek Village		1			1
ORMOND PEDIATRICS PA			1	100%	1
GOOD SAMARITAN SOCIETY - DE SMET		1			1
DEERFIELD BEACH REHABILITATION AND NURSING			1	100%	1
PORTSMOUTH REG. HOSPITAL			1	100%	1
Illiana HCS -Danville VAMC		1			1
Kroger 531 - The Little Clinic Waterville		1			1
ALL PEDIATRIC CARE PA			1	100%	1
CARDIOLOGY AND FITNESS MEDICINE		1			1
BETHESDA HEALTH PHYSICIANS GROUP		1			1
NEW YORK CITY DEPARTMENT OF HEALTH			1	100%	1
PEDIATRIC URGENT CARE CENTR OF FORT WORTH-LA GRAN			1	100%	1
HALE KUPUNA HERITAGE HOME		1			1
HOLYCROSS URGENT CARE AND IMAGING CENTER		1			1
Kroger 569 - The Little Clinic Gallatin		1			1
LADY OF THE SEA HOSPITAL LAB			1	100%	1
OHIOHEALTH URGENT CARE			1	100%	1
HEALTHALLIANCE HOSPITAL LABORATORY		1			1

# COVID-19: testing by laboratory

Data through Mar 17, 2021 verified as of Mar 18, 2021 at 09:25 AM

Data in this report are provisional and subject to change.

The numbers in the table below represent the number of Florida and non-Florida residents for whom test results were received by the Department of Health. A person can be tested by more than one laboratory and can have both positive and negative results. **Therefore, the sum of the numbers in each column will be larger than the total number of people tested.**

Reporting lab	Inconclusive	Negative	Positive	Percent positive	Total
B2 URGENT CARE			1	100%	1
COVENANT HEALTH		1			1
WESTON COUNTY HEALTH SERVICES			1	100%	1
CVS NE5714POCT OMAHA		1			1
CAROLINAS HEALTHCARE SYSTEM LAB			1	100%	1
CVS HEALTH, #5962		1			1
MEDEXPRESS URGENT CARE - PATRICK STREE			1	100%	1
PROMUS DIAGNOSTICS, LLC			1	100%	1
RED BUG LAKE ROAD OVIEDO COVID			1	100%	1
CVS AZ69POCT PEORIA		1			1
SIPERSTEIN DERMATOLOGY LLC			1	100%	1
WEST CARVER MEDICAL ASSOCIATES		1			1
Hawthorne House		1			1
EDWARD HOSPITAL			1	100%	1
CHESAPEAKE REGIONAL MEDICAL CENTER			1	100%	1
HCL LABORATORIES			1	100%	1
APPLECARE BRUNSWICK			1	100%	1
MACKINAC STRAITS LONG TERM CARE UNIT		1			1
BRUSHY CREEK FAMILY HOSPITAL			1	100%	1
CVS OH6167POCT ASHLAND		1			1
RESTORE MEDICAL PARTNERS PLLC			1	100%	1
HAVASU REGIONAL MEDICAL CENTER			1	100%	1
ASPIRUS WAUSAU HOSPITAL			1	100%	1
FAMILY MEDICINE AT KISSIMMEE		1			1
DSI LABORATORIES-NAPLES-7TH			1	100%	1
PALMETTO PRIMARY CARE PHYSICIANS			1	100%	1
REGIONAL MEDICAL LABORATORY			1	100%	1
CVS OK6225POCT EDMOND		1			1
ST JUDE CARE CENTER		1			1
CARENOW-MONTGOMERY			1	100%	1
WINCHESTER URGENT CARE, PC		1			1
COLONIAL VILLA GOOD SAMARITAN CENTER		1			1
Carington Park			1	100%	1
WESLEY MEDICAL CENTER			1	100%	1
RAYMOND F CARON MD			1	100%	1
STONECREST MEDICAL CENTER		1			1
Acts Manor House		1			1
BLAKE AT PENSACOLA OPERATION CO, LLC, THE			1	100%	1
Lemont Nursing and Rehab Center			1	100%	1
SANTA ROSA PEDIATRICS			1	100%	1
Livingston County Center for Nursing and Rehabilitation		1			1
HEALTHPARTNERS HUDSON CLINIC			1	100%	1
INTERNAL MEDICINE GROUP OF CENTRAL FLORIDA			1	100%	1
ROSE HAVEN NURSING CENTER		1			1
UABC			1	100%	1
MEDEXPRESS URGENT CARE - CHERRY HILL		1			1
Kroger 368 - The Little Clinic Frankfort West		1			1

# COVID-19: testing by laboratory

Data through Mar 17, 2021 verified as of Mar 18, 2021 at 09:25 AM

Data in this report are provisional and subject to change.

The numbers in the table below represent the number of Florida and non-Florida residents for whom test results were received by the Department of Health. A person can be tested by more than one laboratory and can have both positive and negative results. **Therefore, the sum of the numbers in each column will be larger than the total number of people tested.**

Reporting lab	Inconclusive	Negative	Positive	Percent positive	Total
Victory Health and Rehabilitation			1	100%	1
ARBOR DIAGNOSTICS, INC		1			1
USC VERDUGO HILLS HOSPITAL			1	100%	1
ALLIED PHYSICIANS GROUP		1			1
WILLOWBROOKE COURT AT MATTHEWS GLEN		1			1
MEDEXPRESS URGENT CARE - DERBY N ROCK		1			1
BNJ		1			1
IRA FIALKO DO			1	100%	1
PRIORITY CARE LLC			1	100%	1
MEDEXPRESS-DOVER		1			1
SANTA CLARA VALLEY MEDICAL CENTER			1	100%	1
CVS AZ7075POCT CHANDLER		1			1
White Oak Manor - Rock Hill		1			1
A G RHODES HOME AT WESLEY WOODS		1			1
VELOCITY URGENT CARE - REDMILL			1	100%	1
HOSPICE OF MARION COUNTY INC			1	100%	1
WINTER HAVEN DIALYSIS		1			1
MDS PHARMA SERVICES		1			1
ACCURATE HEALTH SERVICES CORP			1	100%	1
Ramsey Village		1			1
Village Green Health & Rehabilitation		1			1
LAKE MARY OPTUM FLORIDA			1	100%	1
SUMMIT LABORATORY			1	100%	1
PRIMEX CLINICAL LABORATORIES INC			1	100%	1
Kroger 379 - The Little Clinic Stony Brook		1			1
CVS NE8626POCT LINCOLN		1			1
DONALSONVILLE HOSPITAL			1	100%	1
Kroger 670 - The Little Clinic Dawson Forest Rd & Hwy 19		1			1
Kroger 524 - The Little Clinic Iron Bridge Road		1			1
OPCO LLC LEGACY NURSING AND REHABILITA		1			1
CLEVELAND CLINIC FLORIDA LAB			1	100%	1
Central Park Healthcare & Rehabilitation Center		1			1
CELEBRATION HOSPITAL			1	100%	1
ANMED HEALTH MEDICAL CENTER			1	100%	1
MOUNT SINAI COMPREHENSIVE CANCER CENTER			1	100%	1
DR BAWA AND ASSOCIATES			1	100%	1
Kroger 518 - The Little Clinic Hermitage		1			1
LOWER KEYS COMMUNITY HEALTH CENTER			1	100%	1
ALPHA 1 ANTITRYPSIN RESEARCH PROGRAM			1	100%	1
SONNI'S PEDIATRICS			1	100%	1
NORTH SHORE MEDICAL CENTER - SALEM HOSPITAL			1	100%	1
ManorCare Yeadon		1			1
SIGNATURE CARE COLLEGE STATION			1	100%	1
EAST TENNESSEE STATE UNIVERSITY		1			1
Schenectady Center for Rehabilitation & Nursing		1			1
REGENTS PARK OF JACKSONVILLE			1	100%	1
COMMUNITY HOSPITALS INDIANAPOLIS			1	100%	1



# COVID-19: testing by laboratory

Data through Mar 17, 2021 verified as of Mar 18, 2021 at 09:25 AM

Data in this report are provisional and subject to change.

The numbers in the table below represent the number of Florida and non-Florida residents for whom test results were received by the Department of Health. A person can be tested by more than one laboratory and can have both positive and negative results. **Therefore, the sum of the numbers in each column will be larger than the total number of people tested.**

Reporting lab	Inconclusive	Negative	Positive	Percent positive	Total
DE TAR HOSPITAL			1	100%	1
Grand Junction VAMC		1			1
HACKENSACK UNIVERSITY MEDICAL CENTER		1			1
PASTEUR MEDICAL CENTER LLC		1			1
PEDIATRIC ASSOCIATES OF ORLANDO			1	100%	1
Kroger 629 - The Little Clinic Cartersville, GA Hwy 41		1			1
ORMC-ARDEN/EOI			1	100%	1
KIDS CARE PEDIATRICS PA			1	100%	1
CVS NC2559POCT CHARLOTTE		1			1
SOMA MEDICAL CENTER P.A. #4			1	100%	1
VCU HEALTH SYSTEM AUTHORITY - MCV HOSPITALS			1	100%	1
EVERGREEN WOODS HEALTH & REHAB CENTER			1	100%	1
MEDEXPRESS URGENT CARE - UNIONTOWN		1			1
KINGWOOD EMERGENCY HOSPITAL			1	100%	1
CHP COVID-19 (TX)			1	100%	1
STEWART FLORIDA ALF, INC			1	100%	1
Oakmont of Katy Nursing and Rehabilitation		1			1
Abernethy Laurels		1			1
FAMILY PRACTICE ASSOCIATES		1			1
CVS NM7242POCT ALBUQUERQUE		1			1
MICROBIOLOGY DEPARTMENT			1	100%	1
PCR DIAGNOSTICS			1	100%	1
CVS PHARMACY INC DBA CVS/PHARMACY # 10600		1			1
CUSTOM SCRIPTS PHARMACY		1			1
VA Tennessee Valley HCS-Nashville Campus			1	100%	1
WELLSTAR COBB HOSPITAL			1	100%	1
UMMC MIDTOWN CAMPUS			1	100%	1
ACCESS TOTAL CARE - PORTLAND			1	100%	1
Mercy Manor Transition Center			1	100%	1
MEDOR/ACC SYNCHRONY			1	100%	1
EVERGREEN NURSING HOME		1			1
Florence Home		1			1
FRANKLIN CBOC			1	100%	1
ALAFAYA WOODS FAMILY MEDICAL CENTER		1			1
<b>Total</b>	<b>95,431</b>	<b>17,457,513</b>	<b>2,569,551</b>	<b>13%</b>	<b>20,122,495</b>