

COVID-19: summary of cases and monitoring

Data through Mar 15, 2021 verified as of Mar 16, 2021 at 09:25 AM

Data in this report are provisional and subject to change.

Cases: people with positive PCR or antigen test result		Cases: people with positive PCR or antigen test result	
Total cases		Risk factors for Florida residents	
Florida residents	1,947,834	Traveled	15,454
Non-Florida residents	36,591	Contact with a known case	760,850
Type of testing		Traveled and contact with a known case	21,017
Florida residents	1,947,834	Neither	1,150,513
Positive by BPHL/CDC	71,673	No travel and no contact	228,782
Positive by commercial/hospital lab	1,876,161	Travel is unknown	664,322
PCR positive	1,575,872	Contact is unknown	429,735
Antigen positive	371,962	Contact is pending	427,186
Non-Florida residents	36,591	Travel can be unknown and contact can be unknown or pending for the same case, these numbers will sum to more than the "neither" total.	
Positive by BPHL/CDC	881		
Positive by commercial/hospital lab	35,710		
PCR positive	25,196		
Antigen positive	11,395		
Characteristics			
Florida residents hospitalized	82,584		
Florida resident deaths	32,449		
Non-Florida resident deaths	612		
Hospitalized counts include anyone who was hospitalized at some point during their illness. It does not reflect the number of people currently hospitalized.			
More information on deaths identified through death certificate data is available on the National Center for Health Statistics website at www.cdc.gov/nchs/nvss/vsrr/COVID19/index.htm .			

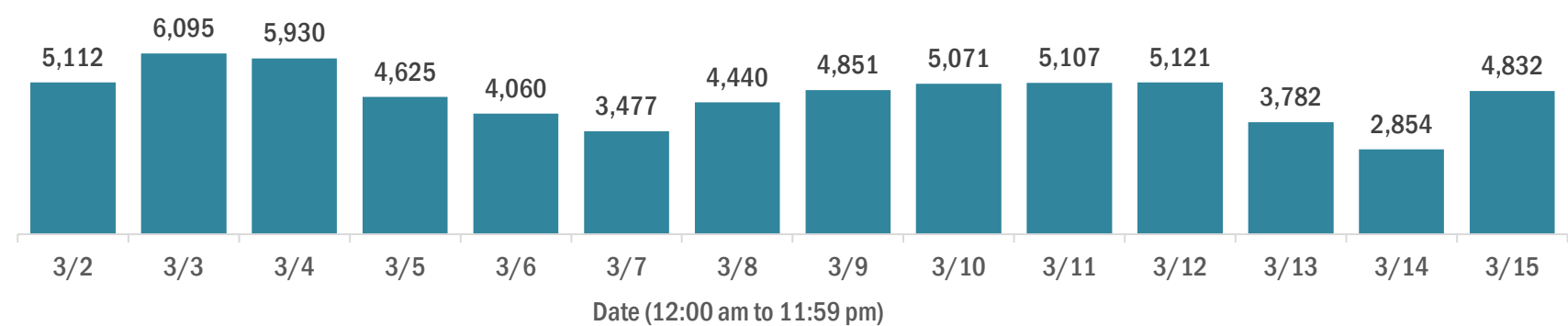
COVID-19: summary of laboratory testing

Data through Mar 15, 2021 verified as of Mar 16, 2021 at 09:25 AM

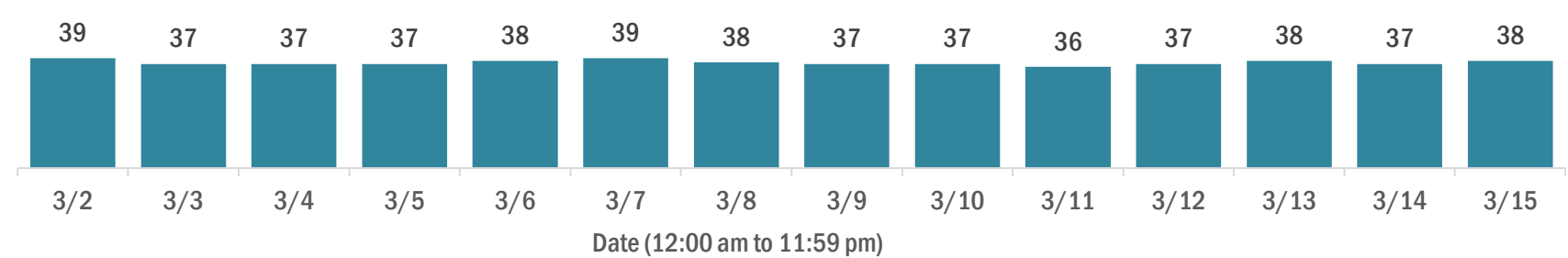
Data in this report are provisional and subject to change.

Cases in Florida residents per day for the past 2 weeks

Number of cases per day



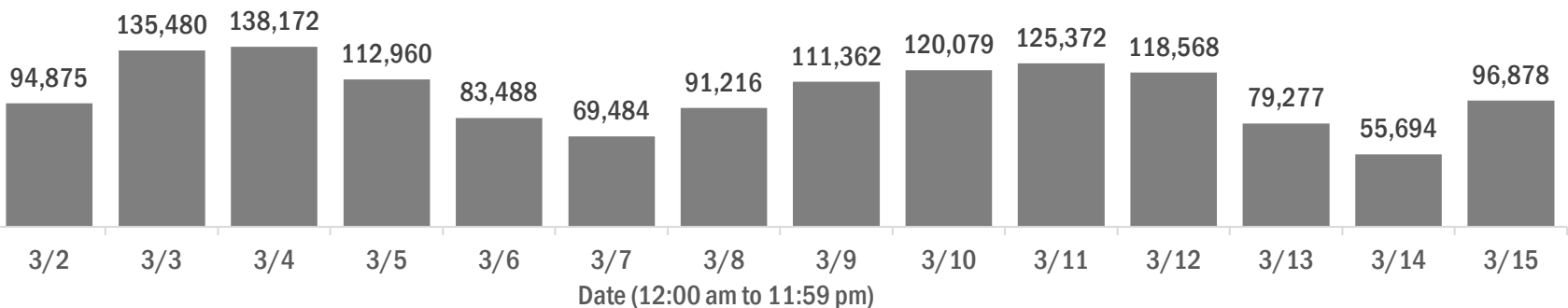
Median age of cases by day



Laboratory testing for Florida residents over the past 2 weeks

Number of Florida residents tested per day

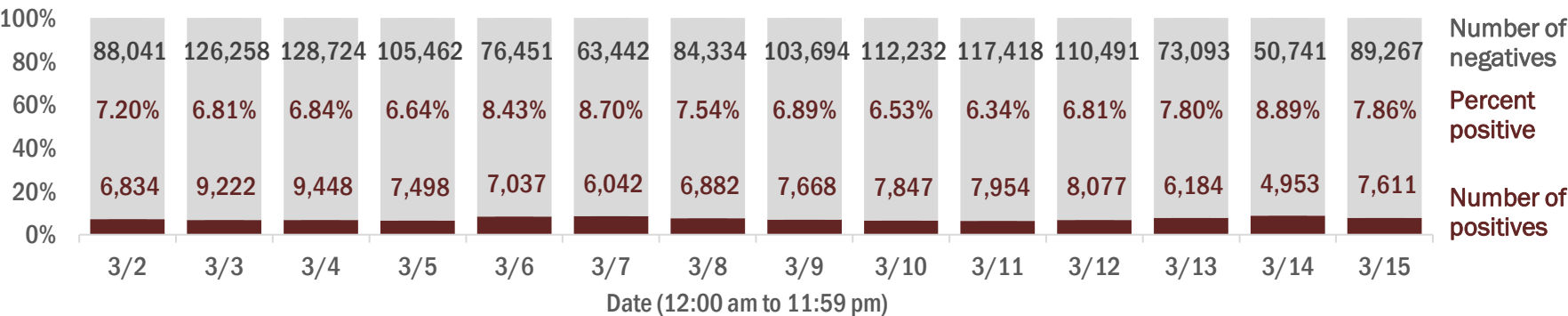
These counts include the number of people for whom the Department received PCR or antigen laboratory results by day. People tested on multiple days will be included for each day a new result was received. A person is only counted once for each day they are tested, regardless of whether multiple specimens are tested or multiple results are received.



Number and percent of Florida residents with positive test results

The percent of positive results ranged from 6.34% to 8.89% over the past 2 weeks and was 7.86% yesterday.

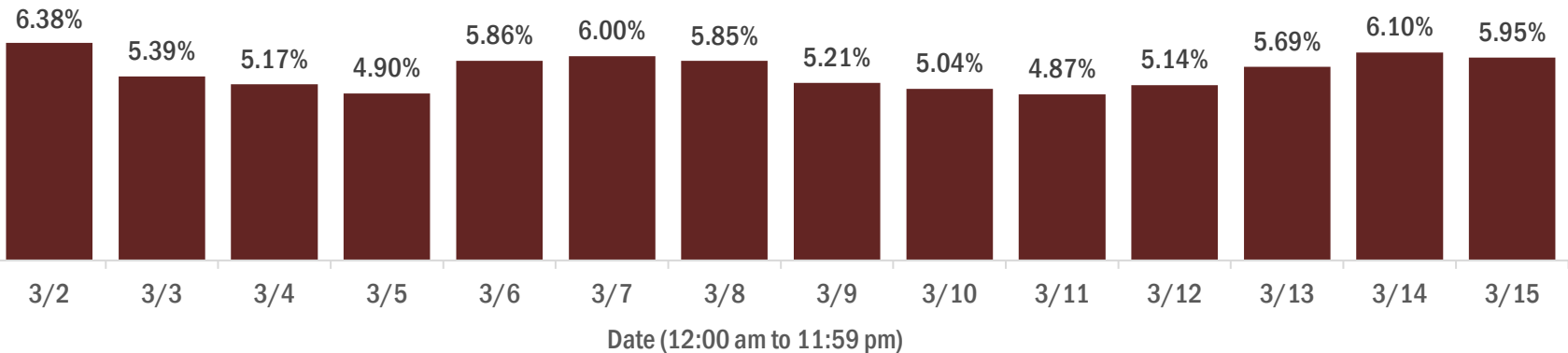
These counts include the number of people for whom the Department received PCR or antigen laboratory results by day. People tested on multiple days will be included for each day a new result was received. A person is only counted once for each day they are tested, regardless of whether multiple specimens are tested or multiple results are received. If a person has a positive specimen and a negative specimen in the same day, only the positive result is counted.



Percent positivity for new cases in Florida residents

The percent of positive results ranged from 4.87% to 6.38% over the past 2 weeks and was 5.95% yesterday.

This percent is the number of people who test PCR- or antigen-positive for the first time divided by all the people tested that day, excluding people who have previously tested positive.



COVID-19: characteristics of 1,947,834 Florida resident cases

Data through Mar 15, 2021 verified as of Mar 16, 2021 at 09:25 AM

Data in this report are provisional and subject to change.

Age group	Cases		Hospitalizations		Deaths	
0-4 years	39,068	<div><div></div></div> 2%	544	<div><div></div></div> 1%	1	<div><div></div></div> 0%
5-14 years	121,953	<div><div></div></div> 6%	528	<div><div></div></div> 1%	5	<div><div></div></div> 0%
15-24 years	299,644	<div><div></div></div> 15%	2,048	<div><div></div></div> 2%	40	<div><div></div></div> 0%
25-34 years	338,185	<div><div></div></div> 17%	4,019	<div><div></div></div> 5%	173	<div><div></div></div> 1%
35-44 years	301,565	<div><div></div></div> 15%	6,020	<div><div></div></div> 7%	491	<div><div></div></div> 2%
45-54 years	296,694	<div><div></div></div> 15%	9,305	<div><div></div></div> 11%	1,231	<div><div></div></div> 4%
55-64 years	257,094	<div><div></div></div> 13%	13,993	<div><div></div></div> 17%	3,462	<div><div></div></div> 11%
65-74 years	161,112	<div><div></div></div> 8%	17,250	<div><div></div></div> 21%	6,876	<div><div></div></div> 21%
75-84 years	89,226	<div><div></div></div> 5%	17,253	<div><div></div></div> 21%	9,896	<div><div></div></div> 30%
85+ years	42,021	<div><div></div></div> 2%	11,616	<div><div></div></div> 14%	10,274	<div><div></div></div> 32%
Unknown	1,272	<div><div></div></div> 0%	8	<div><div></div></div> 0%	0	<div><div></div></div> 0%
Total	1,947,834		82,584		32,449	

Gender	Cases	
Female	1,018,319	<div><div></div></div> 52%
Male	915,144	<div><div></div></div> 47%
Unknown	14,371	<div><div></div></div> 1%
Total	1,947,834	

Ethnicity	Cases		Hospitalizations		Deaths	
Hispanic	622,434	<div><div></div></div> 32%	20,997	<div><div></div></div> 25%	7,531	<div><div></div></div> 23%
Non-Hispanic	939,297	<div><div></div></div> 48%	57,595	<div><div></div></div> 70%	22,733	<div><div></div></div> 70%
Unknown	386,103	<div><div></div></div> 20%	3,992	<div><div></div></div> 5%	2,185	<div><div></div></div> 7%
Total	1,947,834		82,584		32,449	

Race and ethnicity	Cases		Hospitalizations		Deaths	
White	1,096,257	<div><div></div></div> 56%	53,932	<div><div></div></div> 65%	23,744	<div><div></div></div> 73%
Hispanic	415,828	<div><div></div></div> 21%	14,979	<div><div></div></div> 18%	6,021	<div><div></div></div> 19%
Non-Hispanic	598,794	<div><div></div></div> 31%	37,293	<div><div></div></div> 45%	16,629	<div><div></div></div> 51%
Unknown	81,635	<div><div></div></div> 4%	1,660	<div><div></div></div> 2%	1,094	<div><div></div></div> 3%
Black	257,331	<div><div></div></div> 13%	17,178	<div><div></div></div> 21%	5,152	<div><div></div></div> 16%
Hispanic	15,012	<div><div></div></div> 1%	722	<div><div></div></div> 1%	215	<div><div></div></div> 1%
Non-Hispanic	221,210	<div><div></div></div> 11%	16,104	<div><div></div></div> 20%	4,757	<div><div></div></div> 15%
Unknown	21,109	<div><div></div></div> 1%	352	<div><div></div></div> 0%	180	<div><div></div></div> 1%
Other race	293,434	<div><div></div></div> 15%	9,170	<div><div></div></div> 11%	2,586	<div><div></div></div> 8%
Hispanic	147,910	<div><div></div></div> 8%	4,813	<div><div></div></div> 6%	1,127	<div><div></div></div> 3%
Non-Hispanic	100,200	<div><div></div></div> 5%	3,933	<div><div></div></div> 5%	1,233	<div><div></div></div> 4%
Unknown	45,324	<div><div></div></div> 2%	424	<div><div></div></div> 1%	226	<div><div></div></div> 1%
Unknown race	300,812	<div><div></div></div> 15%	2,304	<div><div></div></div> 3%	967	<div><div></div></div> 3%
Hispanic	43,684	<div><div></div></div> 2%	483	<div><div></div></div> 1%	168	<div><div></div></div> 1%
Non-Hispanic	19,093	<div><div></div></div> 1%	265	<div><div></div></div> 0%	114	<div><div></div></div> 0%
Unknown	238,035	<div><div></div></div> 12%	1,556	<div><div></div></div> 2%	685	<div><div></div></div> 2%
Total	1,947,834		82,584		32,449	

Hospitalization counts include anyone who was hospitalized at some point during their illness. It does not reflect the number of people currently hospitalized. **Other race** includes any person with a race of American Indian/Alaskan native, Asian, native Hawaiian/Pacific Islander, or other.

COVID-19: deaths in Florida residents and staff of long-term care facilities

Data through Mar 15, 2021 verified as of Mar 16, 2021 at 09:25 AM

Data in this report are provisional and subject to change.

For current cases in residents or staff of long-term care facilities, please visit: <https://floridahealthcovid19.gov/>

County	Deaths		County	Deaths		County	Deaths	
Palm Beach	1044	<div></div> 10%	Okaloosa	160	<div></div> 1%	Gilchrist	19	<div></div> 0%
Dade	996	<div></div> 9%	Hernando	156	<div></div> 1%	Calhoun	17	<div></div> 0%
Pinellas	886	<div></div> 8%	Osceola	139	<div></div> 1%	Flagler	17	<div></div> 0%
Broward	649	<div></div> 6%	Charlotte	133	<div></div> 1%	Gulf	17	<div></div> 0%
Hillsborough	556	<div></div> 5%	Clay	118	<div></div> 1%	Wakulla	16	<div></div> 0%
Polk	414	<div></div> 4%	Indian River	116	<div></div> 1%	Bradford	14	<div></div> 0%
Duval	410	<div></div> 4%	Leon	94	<div></div> 1%	Gadsden	14	<div></div> 0%
Brevard	391	<div></div> 4%	Bay	88	<div></div> 1%	Washington	13	<div></div> 0%
Sarasota	386	<div></div> 4%	Jackson	87	<div></div> 1%	Baker	12	<div></div> 0%
Orange	384	<div></div> 4%	St. Johns	85	<div></div> 1%	Holmes	10	<div></div> 0%
Lee	337	<div></div> 3%	Highlands	83	<div></div> 1%	Jefferson	10	<div></div> 0%
Marion	317	<div></div> 3%	Santa Rosa	80	<div></div> 1%	Franklin	9	<div></div> 0%
Volusia	285	<div></div> 3%	Alachua	74	<div></div> 1%	Lafayette	8	<div></div> 0%
Escambia	273	<div></div> 3%	Suwannee	59	<div></div> 1%	Levy	7	<div></div> 0%
St. Lucie	234	<div></div> 2%	Columbia	50	<div></div> 0%	Desoto	6	<div></div> 0%
Lake	229	<div></div> 2%	Sumter	45	<div></div> 0%	Dixie	4	<div></div> 0%
Seminole	226	<div></div> 2%	Putnam	39	<div></div> 0%	Monroe	4	<div></div> 0%
Pasco	219	<div></div> 2%	Nassau	35	<div></div> 0%	Taylor	3	<div></div> 0%
Manatee	191	<div></div> 2%	Hendry	29	<div></div> 0%	Hardee	2	<div></div> 0%
Collier	190	<div></div> 2%	Walton	28	<div></div> 0%	Hamilton	1	<div></div> 0%
Citrus	176	<div></div> 2%	Okeechobee	24	<div></div> 0%	Liberty	1	<div></div> 0%
Martin	165	<div></div> 2%	Madison	20	<div></div> 0%	Total	10,904	

Note: cases are summarized by the county of usual residence. Residents and staff may be cases associated with facilities that are not in their county of usual residence, resulting in cases being included below for counties that do not have facilities with known cases.

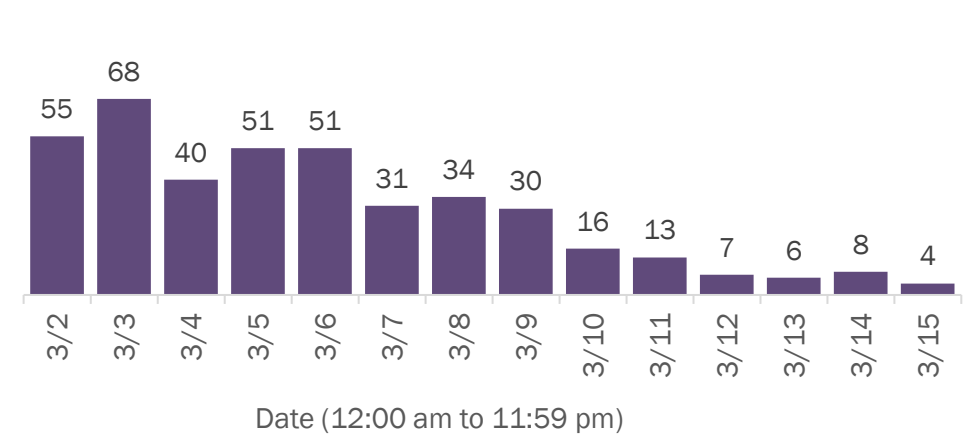
COVID-19: cases in Florida residents who have died

Data through Mar 15, 2021 verified as of Mar 16, 2021 at 09:25 AM

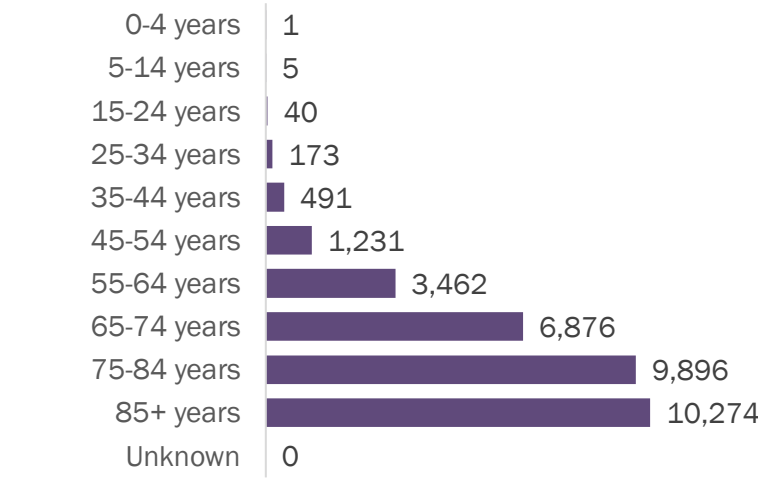
Data in this report are provisional and subject to change.

Demographics for all identified COVID-19 deaths: 32,449

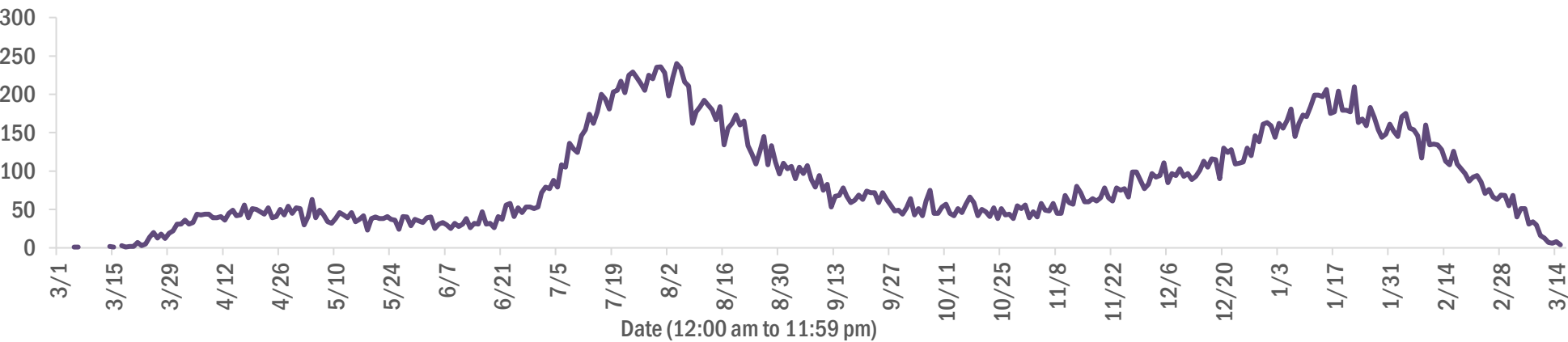
Deaths by date of death for the past 2 weeks



Deaths by age group



Deaths by date of death since March 2020



Age group	Deaths	Cases	Case fatality rate	Mortality rate per 100,000 population
0-4 years	1	39,068	0.0%	0.1
5-14 years	5	121,953	0.0%	0.2
15-24 years	40	299,644	0.0%	1.6
25-34 years	173	338,185	0.1%	6.1
35-44 years	491	301,565	0.2%	18.8
45-54 years	1,231	296,694	0.4%	44.2
55-64 years	3,462	257,094	1.3%	119.7
65-74 years	6,876	161,112	4.3%	283.3
75-84 years	9,896	89,226	11.1%	704.7
85+ years	10,274	42,021	24.4%	1778.9
Unknown	0	1,272	0.0%	
Total	32,449	1,947,834	1.7%	150.2

Gender	Deaths	Cases	Case fatality rate	Mortality rate per 100,000 population
Female	14,257	1,018,319	1.4%	129.1
Male	18,192	915,144	2.0%	172.3
Unknown	0	14,371	0.0%	
Total	32,449	1,947,834	1.7%	150.2

Race	Deaths	Cases	Case fatality rate	Mortality rate per 100,000 population
White	23,744	1,096,257	2.2%	142.2
Black	5,152	257,331	2.0%	140.9
Other	2,586	293,434	0.9%	207.8
Unknown	967	300,812	0.3%	
Total	32,449	1,947,834	1.7%	150.2

Ethnicity	Deaths	Cases	Case fatality rate	Mortality rate per 100,000 population
Hispanic	7,531	622,434	1.2%	132.6
Non-Hispanic	22,733	939,297	2.4%	142.8
Unknown	2,185	386,103	0.6%	
Total	32,449	1,947,834	1.7%	150.2

COVID-19: characteristics of 1,947,834 cases

Data through Mar 15, 2021 verified as of Mar 16, 2021 at 09:25 AM

Data in this report are provisional and subject to change.

Tables below include cases in Florida residents and non-Florida residents.

All 67 Florida counties have cases:

County	FL resident cases		Non-FL resident cases	Total cases	FL resident deaths	FL death rate
Dade	423,601	<div></div> 22%	5,272	428,873	5,688	1.3%
Broward	202,503	<div></div> 10%	2,367	204,870	2,558	1.3%
Palm Beach	124,188	<div></div> 6%	2,167	126,355	2,576	2.1%
Orange	116,969	<div></div> 6%	1,658	118,627	1,149	1.0%
Hillsborough	115,332	<div></div> 6%	977	116,309	1,566	1.4%
Duval	89,331	<div></div> 5%	1,488	90,819	1,247	1.4%
Pinellas	67,634	<div></div> 3%	1,700	69,334	1,520	2.2%
Lee	58,103	<div></div> 3%	2,014	60,117	904	1.6%
Polk	58,695	<div></div> 3%	416	59,111	1,204	2.1%
Osceola	37,571	<div></div> 2%	634	38,205	470	1.3%
Volusia	35,446	<div></div> 2%	601	36,047	694	2.0%
Brevard	35,213	<div></div> 2%	627	35,840	782	2.2%
Pasco	34,555	<div></div> 2%	313	34,868	671	1.9%
Escambia	30,877	<div></div> 2%	3,564	34,441	654	2.1%
Manatee	32,657	<div></div> 2%	729	33,386	630	1.9%
Collier	30,217	<div></div> 2%	1,146	31,363	481	1.6%
Leon	28,948	<div></div> 1%	866	29,814	296	1.0%
Seminole	28,292	<div></div> 1%	211	28,503	448	1.6%
Marion	28,305	<div></div> 1%	133	28,438	897	3.2%
Sarasota	26,761	<div></div> 1%	1,331	28,092	751	2.8%
Lake	25,273	<div></div> 1%	405	25,678	594	2.4%
St. Lucie	23,034	<div></div> 1%	162	23,196	560	2.4%
Alachua	22,600	<div></div> 1%	260	22,860	250	1.1%
St. Johns	20,315	<div></div> 1%	285	20,600	199	1.0%
Okaloosa	19,272	<div></div> 1%	207	19,479	342	1.8%
Bay	18,463	<div></div> 1%	730	19,193	365	2.0%
Santa Rosa	17,265	<div></div> 1%	220	17,485	276	1.6%
Clay	16,975	<div></div> 1%	44	17,019	318	1.9%
Hernando	11,787	<div></div> 1%	90	11,877	431	3.7%
Indian River	11,300	<div></div> 1%	97	11,397	273	2.4%
Charlotte	10,863	<div></div> 1%	174	11,037	388	3.6%
Martin	10,802	<div></div> 1%	196	10,998	295	2.7%
Citrus	9,953	<div></div> 1%	82	10,035	419	4.2%
Sumter	8,299	<div></div> 0%	93	8,392	242	2.9%
Nassau	7,448	<div></div> 0%	428	7,876	118	1.6%

County	FL resident cases		Non-FL resident cases	Total cases	FL resident deaths	FL death rate
Columbia	7,701	<div></div> 0%	37	7,738	160	2.1%
Highlands	7,369	<div></div> 0%	79	7,448	311	4.2%
Walton	6,448	<div></div> 0%	763	7,211	81	1.3%
Flagler	6,215	<div></div> 0%	78	6,293	94	1.5%
Monroe	5,804	<div></div> 0%	335	6,139	47	0.8%
Jackson	5,935	<div></div> 0%	64	5,999	153	2.6%
Putnam	5,921	<div></div> 0%	19	5,940	133	2.2%
Gadsden	5,495	<div></div> 0%	16	5,511	91	1.7%
Suwannee	5,150	<div></div> 0%	28	5,178	135	2.6%
Hendry	4,365	<div></div> 0%	17	4,382	75	1.7%
Desoto	3,928	<div></div> 0%	19	3,947	79	2.0%
Okeechobee	3,591	<div></div> 0%	44	3,635	83	2.3%
Unknown	371	<div></div> 0%	3,147	3,518	0	0.0%
Baker	3,309	<div></div> 0%	15	3,324	57	1.7%
Wakulla	3,198	<div></div> 0%	12	3,210	52	1.6%
Levy	2,989	<div></div> 0%	9	2,998	43	1.4%
Bradford	2,875	<div></div> 0%	13	2,888	54	1.9%
Hardee	2,848	<div></div> 0%	14	2,862	35	1.2%
Taylor	2,674	<div></div> 0%	6	2,680	43	1.6%
Washington	2,628	<div></div> 0%	20	2,648	48	1.8%
Holmes	2,170	<div></div> 0%	31	2,201	45	2.1%
Madison	2,001	<div></div> 0%	25	2,026	43	2.1%
Gulf	1,867	<div></div> 0%	23	1,890	41	2.2%
Union	1,761	<div></div> 0%	1	1,762	70	4.0%
Calhoun	1,640	<div></div> 0%	3	1,643	42	2.6%
Lafayette	1,601	<div></div> 0%	0	1,601	25	1.6%
Hamilton	1,556	<div></div> 0%	19	1,575	23	1.5%
Dixie	1,528	<div></div> 0%	3	1,531	22	1.4%
Gilchrist	1,450	<div></div> 0%	4	1,454	37	2.6%
Jefferson	1,390	<div></div> 0%	22	1,412	24	1.7%
Franklin	1,253	<div></div> 0%	33	1,286	16	1.3%
Liberty	1,048	<div></div> 0%	1	1,049	15	1.4%
Glades	908	<div></div> 0%	4	912	16	1.8%
Total	1,947,834		36,591	1,984,425	32,449	1.7%

COVID-19: characteristics of 1,947,834 Florida resident cases

Data through Mar 15, 2021 verified as of Mar 16, 2021 at 09:25 AM

Data in this report are provisional and subject to change.

The table below includes the cities and counties of residence for cases in Florida residents based on the patient's ZIP Code. Note that city is not always received as part of the initial notification and may be missing while the case is being investigated.

City and county	Cases
Miami, Dade	245,281
Orlando, Orange	86,385
Jacksonville, Duval	83,932
Tampa, Hillsborough	67,243
Hialeah, Dade	59,932
Fort Lauderdale, Broward	43,383
Hollywood, Broward	38,794
West Palm Beach, Palm Beach	30,366
Kissimmee, Osceola	28,983
Tallahassee, Leon	27,943
Homestead, Dade	25,849
Pensacola, Escambia	25,660
Naples, Collier	25,501
Saint Petersburg, Pinellas	24,769
Fort Myers, Lee	22,733
Bradenton, Manatee	21,288
Boca Raton, Palm Beach	20,990
Ocala, Marion	20,863
Lakeland, Polk	20,477
Pompano Beach, Broward	19,505
Gainesville, Alachua	17,969
Sarasota, Sarasota	16,529
Port Saint Lucie, St. Lucie	15,229
Lake Worth, Palm Beach	15,096
Cape Coral, Lee	14,759
Miami Beach, Dade	13,341
Clearwater, Pinellas	13,322
Miramar, Broward	13,232
Boynton Beach, Palm Beach	12,023
Panama City, Bay	11,734
Doral, Dade	11,699
Coral Springs, Broward	11,659
Miami Gardens, Dade	11,251
Saint Augustine, St. Johns	10,896
Melbourne, Brevard	10,169
Winter Haven, Polk	9,894
Delray Beach, Palm Beach	9,354
Lehigh Acres, Lee	9,176
Davie, Broward	8,859
Riverview, Hillsborough	8,792
Vero Beach, Indian River	8,681
Milton, Santa Rosa	8,332
Palm Bay, Brevard	8,212
New Port Richey, Pasco	7,980
Sunrise, Broward	7,957
Fort Pierce, St. Lucie	7,647
Saint Cloud, Osceola	7,454
Coral Gables, Dade	7,448
Largo, Pinellas	7,389
Apopka, Orange	7,221
Daytona Beach, Volusia	7,181
Spring Hill, Hernando	7,034
Lake City, Columbia	7,010
Plantation, Broward	6,966
Orange Park, Clay	6,925
North Miami Beach, Dade	6,818
Clermont, Lake	6,743
Davenport, Polk	6,664
Brandon, Hillsborough	6,591

COVID-19: characteristics of 1,947,834 Florida resident cases

Data through Mar 15, 2021 verified as of Mar 16, 2021 at 09:25 AM

Data in this report are provisional and subject to change.

The table below includes the cities and counties of residence for cases in Florida residents based on the patient's ZIP Code. Note that city is not always received as part of the initial notification and may be missing while the case is being investigated.

City and county	Cases
Jupiter, Palm Beach	6,402
Weston, Broward	6,303
Sanford, Seminole	6,283
Plant City, Hillsborough	6,264
Deltona, Volusia	6,198
Deerfield Beach, Broward	5,896
Winter Garden, Orange	5,766
Tamarac, Broward	5,439
Fort Walton Beach, Okaloosa	5,366
Port Charlotte, Charlotte	5,333
Palm Coast, Flagler	5,228
Crestview, Okaloosa	5,129
Stuart, Martin	5,110
Wesley Chapel, Pasco	5,055
Coconut Creek, Broward	4,975
Palm Beach Gardens, Palm Beach	4,916
Margate, Broward	4,883
Land O Lakes, Pasco	4,849
Winter Park, Orange	4,781
Deland, Volusia	4,763
Palm Harbor, Pinellas	4,734
Palmetto, Manatee	4,732
Wellington, Palm Beach	4,652
Oviedo, Seminole	4,623
Miami Lakes, Dade	4,393
Opa Locka, Dade	4,335
Altamonte Springs, Seminole	4,300
Lutz, Hillsborough	4,211
Port Orange, Volusia	4,160
Middleburg, Clay	4,150
Brooksville, Hernando	4,112
Haines City, Polk	4,106
Valrico, Hillsborough	4,063
Venice, Sarasota	4,028
North Port, Sarasota	4,011
Live Oak, Suwannee	4,006
The Villages, Sumter	3,992
Hallandale, Broward	3,978
Sebring, Highlands	3,942
Ocoee, Orange	3,941
Leesburg, Lake	3,939
Punta Gorda, Charlotte	3,933
Pembroke Pines, Broward	3,895
Arcadia, Desoto	3,821
Saint Johns, St. Johns	3,814
Seminole, Pinellas	3,703
Bonita Springs, Lee	3,697
Zephyrhills, Pasco	3,675
Ormond Beach, Volusia	3,657
Navarre, Santa Rosa	3,604
Okeechobee, Okeechobee	3,579
Pinellas Park, Pinellas	3,431
Windermere, Orange	3,400
Immokalee, Collier	3,371
Longwood, Seminole	3,357
North Lauderdale, Broward	3,353
North Miami, Dade	3,341
Ruskin, Hillsborough	3,304
Cocoa, Brevard	3,259

COVID-19: characteristics of 1,947,834 Florida resident cases

Data through Mar 15, 2021 verified as of Mar 16, 2021 at 09:25 AM

Data in this report are provisional and subject to change.

The table below includes the cities and counties of residence for cases in Florida residents based on the patient's ZIP Code. Note that city is not always received as part of the initial notification and may be missing while the case is being investigated.

City and county	Cases
Gulf Breeze, Santa Rosa	3,254
Niceville, Okaloosa	3,201
Cantonment, Escambia	3,109
Panama City Beach, Bay	3,005
Lake Worth Beach, Palm Beach	2,972
Jacksonville Beach, Duval	2,969
Key West, Monroe	2,944
Quincy, Gadsden	2,928
Casselberry, Seminole	2,894
Crawfordville, Wakulla	2,868
Hudson, Pasco	2,823
Port Richey, Pasco	2,818
Dade City, Pasco	2,812
Titusville, Brevard	2,797
Cutler Ridge, Dade	2,754
Bartow, Polk	2,754
Palatka, Putnam	2,748
North Fort Myers, Lee	2,735
Oakland Park, Broward	2,717
Fernandina Beach, Nassau	2,700
Winter Springs, Seminole	2,670
Green Cove Springs, Clay	2,659
Lake Mary, Seminole	2,636
Kissimmee, Polk	2,601
Aventura, Dade	2,593
Auburndale, Polk	2,575
Ponte Vedra Beach, St. Johns	2,546
Merritt Island, Brevard	2,531
Lake Wales, Polk	2,516
Perry, Taylor	2,510
New Smyrna Beach, Volusia	2,484
Tarpon Springs, Pinellas	2,449
Lynn Haven, Bay	2,444
Marianna, Jackson	2,373
Inverness, Citrus	2,368
Belle Glade, Palm Beach	2,365
Parkland, Broward	2,297
Clewiston, Hendry	2,285
Eustis, Lake	2,261
Fleming Island, Clay	2,255
Santa Rosa Beach, Walton	2,236
Wimauma, Hillsborough	2,229
Royal Palm Beach, Palm Beach	2,226
Cooper City, Broward	2,222
Dunedin, Pinellas	2,212
Loxahatchee, Palm Beach	2,184
Esteros, Lee	2,181
Holiday, Pasco	2,111
Defuniak Springs, Walton	2,054
Chipley, Washington	2,040
Key Biscayne, Dade	2,022
Rockledge, Brevard	2,019
Sarasota, Manatee	2,015
Parrish, Manatee	1,997
Destin, Okaloosa	1,967
Labelle, Hendry	1,942
Starke, Bradford	1,940
Palm City, Martin	1,929
Mount Dora, Lake	1,928

COVID-19: characteristics of 1,947,834 Florida resident cases

Data through Mar 15, 2021 verified as of Mar 16, 2021 at 09:25 AM

Data in this report are provisional and subject to change.

The table below includes the cities and counties of residence for cases in Florida residents based on the patient's ZIP Code. Note that city is not always received as part of the initial notification and may be missing while the case is being investigated.

City and county	Cases
Odessa, Hillsborough	1,920
Avon Park, Highlands	1,900
Riviera Beach, Palm Beach	1,896
Mulberry, Polk	1,889
Tavares, Lake	1,847
Seffner, Hillsborough	1,836
Summerfield, Marion	1,772
Yulee, Nassau	1,766
Groveland, Lake	1,734
Pinecrest, Dade	1,708
Lithia, Hillsborough	1,694
Wauchula, Hardee	1,663
Maitland, Orange	1,651
Orange City, Volusia	1,634
Macclenny, Baker	1,621
Sebastian, Indian River	1,599
Missing, Dade	1,589
Callahan, Nassau	1,585
Mayo, Lafayette	1,572
Lady Lake, Lake	1,555
Palmetto Bay, Dade	1,552
Bonifay, Holmes	1,552
Coconut Grove, Dade	1,548
Carol City, Dade	1,543
Ponte Vedra, St. Johns	1,538
Homosassa, Citrus	1,531
Crystal River, Citrus	1,499
Crossings, Dade	1,482
Dania, Broward	1,469
Lake Placid, Highlands	1,399
Pace, Santa Rosa	1,398
Gibsonton, Hillsborough	1,382
Lake Butler, Union	1,365
Oldsmar, Pinellas	1,365
Sun City Center, Hillsborough	1,355
Florida City, Dade	1,354
Dover, Hillsborough	1,337
Hobe Sound, Martin	1,332
Atlantic Beach, Duval	1,327
Madison, Madison	1,327
Apollo Beach, Hillsborough	1,321
Dunnellon, Marion	1,292
Edgewater, Volusia	1,292
Palm Springs, Palm Beach	1,284
Biscayne Park, Dade	1,280
Monticello, Jefferson	1,273
Debary, Volusia	1,266
Alachua, Alachua	1,257
Indiantown, Martin	1,237
Bellevue, Marion	1,233
Graceville, Jackson	1,221
North Palm Beach, Palm Beach	1,194
Lantana, Palm Beach	1,179
Century, Escambia	1,170
South Miami, Dade	1,138
Newberry, Alachua	1,124
Lecanto, Citrus	1,109
Safety Harbor, Pinellas	1,090
Ellenton, Manatee	1,087

COVID-19: characteristics of 1,947,834 Florida resident cases

Data through Mar 15, 2021 verified as of Mar 16, 2021 at 09:25 AM

Data in this report are provisional and subject to change.

The table below includes the cities and counties of residence for cases in Florida residents based on the patient's ZIP Code. Note that city is not always received as part of the initial notification and may be missing while the case is being investigated.

City and county	Cases
Havana, Gadsden	1,084
Williston, Levy	1,077
Jensen Beach, Martin	1,075
El Portal, Dade	1,075
Hilliard, Nassau	1,056
Beverly Hills, Citrus	1,052
Freeport, Walton	1,038
Blountstown, Calhoun	1,032
Satellite Beach, Brevard	1,031
Jasper, Hamilton	1,020
Lauderhill, Broward	1,016
Trenton, Gilchrist	984
Wildwood, Sumter	979
Wilton Manors, Broward	965
Wewahitchka, Gulf	959
Nokomis, Sarasota	952
Sanderson, Baker	941
Keystone Heights, Clay	932
Englewood, Charlotte	931
Hernando, Citrus	925
Mary Esther, Okaloosa	916
Fellsmere, Indian River	915
Frostproof, Polk	911
Everglades National Park, Dade	904
Key Largo, Monroe	902
Dunnellon, Citrus	886
Bushnell, Sumter	884
Polk City, Polk	884
Fisher Island, Dade	882
Port Saint Joe, Gulf	878
Shalimar, Okaloosa	876
Lauderdale Lakes, Broward	870
Medley, Dade	862
Moore Haven, Glades	850
Coleman, Sumter	839
Bristol, Liberty	814
Cross City, Dixie	812
Pahokee, Palm Beach	806
South Bay, Palm Beach	797
Marco Island, Collier	792
Cocoa Beach, Brevard	777
Fort Meade, Polk	773
Chiefland, Levy	773
High Springs, Alachua	754
Glen Saint Mary, Baker	742
Sorrento, Lake	739
Spring Hill, Pasco	739
Trinity, Pasco	739
Minneola, Lake	738
Indialantic, Brevard	732
Chattahoochee, Gadsden	728
Englewood, Sarasota	727
Thonotosassa, Hillsborough	716
Fruitland Park, Lake	712
Olympia Heights, Dade	704
Uleta, Dade	701
Crescent City, Putnam	700
Miramar Beach, Walton	697
Marathon, Monroe	694

COVID-19: characteristics of 1,947,834 Florida resident cases

Data through Mar 15, 2021 verified as of Mar 16, 2021 at 09:25 AM

Data in this report are provisional and subject to change.

The table below includes the cities and counties of residence for cases in Florida residents based on the patient's ZIP Code. Note that city is not always received as part of the initial notification and may be missing while the case is being investigated.

City and county	Cases
Southwest Ranches, Broward	689
Interlachen, Putnam	687
Coral, Dade	679
Lawtey, Bradford	663
Fort Myers Beach, Lee	663
Umatilla, Lake	662
Bowling Green, Hardee	662
Old Town, Dixie	657
Jacksonville, St. Johns	646
Lake Alfred, Polk	640
West Melbourne, Brevard	634
Fort White, Columbia	630
Neptune Beach, Duval	623
Silver Springs, Marion	605
Baker, Okaloosa	584
Weeki Wachee, Hernando	575
Belle Isle, Orange	565
South Daytona, Volusia	565
Bronson, Levy	564
Clearwater Beach, Pinellas	559
Palm Beach, Palm Beach	557
Sneads, Jackson	550
Surfside, Dade	550
Jay, Santa Rosa	544
Gulfport, Pinellas	542
Bunnell, Flagler	538
Carrabelle, Franklin	523
Mascotte, Lake	501
Hawthorne, Alachua	499
Sweetwater, Dade	491
Rotunda West, Charlotte	491
Molino, Escambia	483
Oakland, Orange	481
Cottondale, Jackson	481
Citra, Marion	478
Oxford, Sumter	477
Zolfo Springs, Hardee	467
Midway, Gadsden	466
Florida State University, Leon	462
Myakka City, Manatee	460
Youngstown, Bay	459
Ocklawaha, Marion	457
Cape Canaveral, Brevard	454
Mims, Brevard	452
Melbourne Beach, Brevard	452
East Palatka, Putnam	449
Tavernier, Monroe	445
Indian Harbour Beach, Brevard	441
Altha, Calhoun	436
Dundee, Polk	431
Alva, Lee	428
Bell, Gilchrist	427
Branford, Suwannee	424
Flagler Beach, Flagler	420
Celebration, Osceola	418
Bal Harbour, Dade	416
Apalachicola, Franklin	411
Centerville, Leon	395
Haverhill, Palm Beach	390

COVID-19: characteristics of 1,947,834 Florida resident cases

Data through Mar 15, 2021 verified as of Mar 16, 2021 at 09:25 AM

Data in this report are provisional and subject to change.

The table below includes the cities and counties of residence for cases in Florida residents based on the patient's ZIP Code. Note that city is not always received as part of the initial notification and may be missing while the case is being investigated.

City and county	Cases
Archer, Alachua	380
Webster, Sumter	376
De Leon Springs, Volusia	375
Eagle Lake, Polk	374
Hastings, St. Johns	363
Raiford, Union	363
Osprey, Sarasota	361
Grand Ridge, Jackson	355
West Miami, Dade	353
Tequesta, Palm Beach	352
Floral City, Citrus	351
Lake Park, Palm Beach	336
Holly Hill, Volusia	335
Greenville, Madison	332
Chuluota, Seminole	331
Ave Maria, Collier	328
Grand Island, Lake	328
Pierson, Volusia	324
Vernon, Washington	322
Montverde, Lake	314
Malone, Jackson	313
Jennings, Hamilton	313
Satsuma, Putnam	308
Sebastian, Brevard	304
Indian Rocks Beach, Pinellas	304
Gotha, Orange	302
Missing, Orange	301
Eastpoint, Franklin	301
Laurel Hill, Okaloosa	298
Melrose, Putnam	295
Bryceville, Nassau	295
Missing, Volusia	295
Westville, Holmes	294
Kenneth City, Pinellas	294
Elkton, St. Johns	290
Fort McCoy, Marion	290
Alafaya, Orange	289
Reddick, Marion	288
Malabar, Brevard	288
Valparaiso, Okaloosa	286
Lehigh, Lee	285
Winter Park, Seminole	278
Lake Panasoffkee, Sumter	274
Greenwood, Jackson	273
Anthony, Marion	269
Ponce De Leon, Holmes	268
San Antonio, Pasco	268
O Brien, Suwannee	266
Belleair, Pinellas	258
Geneva, Seminole	255
Greenacres, Palm Beach	254
Morriston, Levy	253
Inlet Beach, Walton	243
South Pasadena, Pinellas	239
Eglin Air Force Base, Okaloosa	238
Sanibel, Lee	238
Lee, Madison	236
Hallandale Beach, Broward	234
Fountain, Bay	233

COVID-19: characteristics of 1,947,834 Florida resident cases

Data through Mar 15, 2021 verified as of Mar 16, 2021 at 09:25 AM

Data in this report are provisional and subject to change.

The table below includes the cities and counties of residence for cases in Florida residents based on the patient's ZIP Code. Note that city is not always received as part of the initial notification and may be missing while the case is being investigated.

City and county	Cases
Edgewood, Orange	232
Fern Park, Seminole	231
Southport, Bay	230
Kindred, Osceola	224
University Of Central Fl, Orange	223
White Springs, Hamilton	222
Gretna, Gadsden	220
Weirsdale, Marion	220
Hosford, Liberty	219
Longboat Key, Manatee	217
Wellborn, Suwannee	214
Mcdavid, Escambia	207
Holt, Okaloosa	205
Saint James City, Lee	204
Islamorada, Monroe	200
Astatula, Lake	200
Lakewood Ranch, Manatee	199
Bay Harbor Islands, Dade	198
Holmes Beach, Manatee	196
Juno Beach, Palm Beach	193
Poinciana, Polk	191
Howey-In-The-Hills, Lake	190
Micanopy, Alachua	190
Mcalpin, Suwannee	189
Madeira Beach, Pinellas	188
Sopchoppy, Wakulla	186
Alford, Jackson	184
Altoona, Lake	184
Babson Park, Polk	183
Azalea Park, Orange	183
Zellwood, Orange	182
The Villages, Marion	181
Atlantis, Palm Beach	177
The Villages, Lake	174
Lake Helen, Volusia	170
Lauderdale By The Sea, Broward	169
Mangonia Park, Palm Beach	165
Odessa, Pasco	162
Center Hill, Sumter	162
Caryville, Washington	161
Viera, Brevard	161
Summerland Key, Monroe	160
University Of Miami, Dade	158
Golden Beach, Dade	158
Pomona Park, Putnam	157
Cutler Bay, Dade	156
Osteen, Volusia	152
Bokeelia, Lee	150
Rocky Point, Hillsborough	149
Hypoluxo, Palm Beach	148
University Of Fl, Alachua	147
Lockhart, Orange	147
Bay Lake, Orange	146
Oak Hill, Volusia	145
Grant-Valkaria, Brevard	145
Lutz, Pasco	141
Ponce Inlet, Volusia	140
Hiawassee, Orange	139
Sumterville, Sumter	138

COVID-19: characteristics of 1,947,834 Florida resident cases

Data through Mar 15, 2021 verified as of Mar 16, 2021 at 09:25 AM

Data in this report are provisional and subject to change.

The table below includes the cities and counties of residence for cases in Florida residents based on the patient's ZIP Code. Note that city is not always received as part of the initial notification and may be missing while the case is being investigated.

City and county	Cases
Clair-Mel City, Hillsborough	138
Citrus Springs, Citrus	137
Hollister, Putnam	134
Carrollwood, Hillsborough	132
Lady Lake, Sumter	131
Baldwin, Duval	128
Big Pine Key, Monroe	128
Cloud Lake, Palm Beach	127
Hampton, Bradford	125
San Mateo, Putnam	125
Inglis, Levy	125
Paisley, Lake	124
Apopka, Seminole	124
Steinhatchee, Taylor	122
Missing, Lee	122
Lake Hamilton, Polk	120
Christmas, Orange	120
Clarksville, Calhoun	119
Matlacha, Lee	119
Kendall, Dade	118
Placida, Charlotte	113
Belleair Beach, Pinellas	112
University Of Central Florida, Orange	111
West Park, Broward	110
Callaway, Bay	108
Buena Ventura Lakes, Osceola	107
Tierra Verde, Pinellas	107
Panacea, Wakulla	106
Saint Leo, Pasco	106
Seville, Volusia	102
Brooker, Bradford	101
Dinsmore, Duval	101
Temple Terrace, Hillsborough	101
Harmony, Osceola	100
Barry University, Dade	100
Astor, Lake	100
Hurlburt Field, Okaloosa	100
Lamont, Jefferson	100
Lighthouse Point, Broward	100
South Fort Myers, Lee	98
Canal Point, Palm Beach	97
Cedar Key, Levy	97
Missing, St. Johns	96
Barefoot Bay, Brevard	95
Tyndall Air Force Base, Bay	94
Florahome, Putnam	94
Bascom, Jackson	94
Dania Beach, Broward	93
Fruit Cove, St. Johns	93
Florida Gulf Coast Univ, Lee	93
Waldo, Alachua	92
Bradenton Beach, Manatee	92
University Of South Florida, Hillsborough	88
City Of Sunrise, Broward	88
Maitland, Seminole	87
Pinetta, Madison	87
Missing, Pinellas	86
Crystal Beach, Pinellas	85
Kathleen, Polk	84

COVID-19: characteristics of 1,947,834 Florida resident cases

Data through Mar 15, 2021 verified as of Mar 16, 2021 at 09:25 AM

Data in this report are provisional and subject to change.

The table below includes the cities and counties of residence for cases in Florida residents based on the patient's ZIP Code. Note that city is not always received as part of the initial notification and may be missing while the case is being investigated.

City and county	Cases
Lorida, Highlands	82
Missing, Marion	82
Sunny Isles Beach, Dade	80
F M, Lee	80
Fort Denaud, Hendry	80
Ocean Ridge, Palm Beach	77
Yalaha, Lake	76
Missing, St. Lucie	76
Welaka, Putnam	75
Eatonville, Orange	75
Palma Ceia, Hillsborough	73
Patrick Air Force Base, Brevard	73
Avon Park, Polk	73
Saint Pete Beach, Pinellas	72
Princeton, Dade	70
Campbellton, Jackson	70
Air Mail Facility, Dade	69
North Venice, Sarasota	68
Ochopee, Collier	68
Boca Grande, Lee	67
Greensboro, Gadsden	65
Missing, Lake	65
Stock Island, Monroe	64
Anna Maria, Manatee	64
Cudjoe Key, Monroe	61
Reunion, Osceola	61
Bonita Beach, Lee	59
Destin, Walton	59
Georgetown, Putnam	58
Mexico Beach, Bay	58
Bellview, Escambia	57
Missing, Duval	57
Micco, Brevard	57
North Redington Beach, Pinellas	57
Orlando, Seminole	57
Felda, Hendry	55
Missing, Pasco	55
Lake Suzy, Desoto	54
Treasure Island, Pinellas	54
Missing, Santa Rosa	54
Miami, Unknown	54
Missing, Palm Beach	53
Miami Springs, Dade	53
Walnut Hill, Escambia	53
Ona, Hardee	53
Singer Island, Palm Beach	52
Orlando, Dade	51
Northdale, Hillsborough	51
Heathrow, Seminole	51
Okahumpka, Lake	50
Duette, Manatee	49
Palm Beach Shores, Palm Beach	49
Salt Springs, Marion	49
University Of Tampa, Hillsborough	49
Aloma, Orange	49
Enterprise, Volusia	48
Miromar Lakes, Lee	48
Town N Country, Hillsborough	48
Cinco Bayou, Okaloosa	47

COVID-19: characteristics of 1,947,834 Florida resident cases

Data through Mar 15, 2021 verified as of Mar 16, 2021 at 09:25 AM

Data in this report are provisional and subject to change.

The table below includes the cities and counties of residence for cases in Florida residents based on the patient's ZIP Code. Note that city is not always received as part of the initial notification and may be missing while the case is being investigated.

City and county	Cases
Intercession City, Osceola	46
Highland City, Polk	45
Terra Ceia, Manatee	45
Sewalls Point, Martin	44
Florence Villa, Polk	44
Waverly, Polk	44
Eaton Park, Polk	43
Orlando, Osceola	43
Gulf Breeze, Escambia	43
Lacoochee, Pasco	42
Village Of Wellington, Palm Beach	42
Kenansville, Osceola	42
Ebro, Washington	42
Green Acres, Palm Beach	42
Manalapan, Palm Beach	42
Key Colony Beach, Monroe	41
Missing, Sumter	41
Saint Johns, Duval	40
Florida International Univ, Dade	40
Cortez, Manatee	40
Bayonet Point, Pasco	39
Orlando, Broward	39
Naranja, Dade	39
Village Wellington, Palm Beach	38
Orlando, Volusia	37
Florida A And M University, Leon	37
Ponte Vedra, Duval	37
Missing, Broward	37
Hialeah Gardens, Dade	36
Orlando, Polk	35
Pasadena, Pinellas	34
Bay Pines, Pinellas	34
Tice, Lee	34
Missing, Hillsborough	34
Highland Beach, Palm Beach	34
Flemington, Marion	34
Palm Shores, Brevard	33
Homeland, Polk	33
Missing, Seminole	33
Dowling Park, Suwannee	33
Stetson University, Volusia	32
Lulu, Columbia	32
Bonaventure, Broward	32
Lakeshore, Polk	32
Miami Shores, Dade	32
Bagdad, Santa Rosa	32
North Bay Village, Dade	32
Siesta Key, Sarasota	32
Hallandle Beach, Broward	31
Davenport, Osceola	31
Eloise, Polk	31
Miami, Broward	31
Venus, Highlands	31
Mcintosh, Marion	30
Univ Of FI Student Dorms, Alachua	30
Nocatee, Desoto	30
Penney Farms, Clay	30
Bayshore Gardens, Manatee	30
Kinard, Calhoun	30

COVID-19: characteristics of 1,947,834 Florida resident cases

Data through Mar 15, 2021 verified as of Mar 16, 2021 at 09:25 AM

Data in this report are provisional and subject to change.

The table below includes the cities and counties of residence for cases in Florida residents based on the patient's ZIP Code. Note that city is not always received as part of the initial notification and may be missing while the case is being investigated.

City and county	Cases
Wekiva Springs, Seminole	29
Jupiter, Martin	29
Bonita Springs, Collier	29
Lealman, Pinellas	29
South Palm Beach, Palm Beach	29
Orlando, Hillsborough	29
Poinciana, Osceola	28
Horseshoe Beach, Dixie	28
Pensacola Beach, Santa Rosa	28
Alturas, Polk	28
Caryville, Holmes	27
City Of Westlake, Palm Beach	27
Florida State, Leon	27
Homosassa Springs, Citrus	27
Saint Marks, Wakulla	27
Sugarloaf Key, Monroe	26
Chokoloskee, Collier	26
Palmdale, Glades	26
Long Key, Monroe	26
Bradley, Polk	26
Pine Hills, Orange	26
Little Torch Key, Monroe	26
Pembroke Park, Broward	25
Tangerine, Orange	25
South Miami Heights, Dade	25
Missing, Monroe	25
Fort Lauderdale, Dade	25
Earleton, Alachua	25
Indian Lake Estates, Polk	25
Santa Fe, Alachua	24
Westchase, Hillsborough	24
Missing, Escambia	24
Westlake, Palm Beach	24
Labelle, Glades	24
Hawthorne, Putnam	24
Archer, Levy	23
Ridge Manor, Pasco	23
Paxton, Walton	23
Missing, Manatee	23
Goulds, Dade	23
New Smyrna, Volusia	23
Balm, Hillsborough	22
Tioga, Alachua	22
Missing, Citrus	22
Orange Lake, Marion	22
Wausau, Washington	22
Yankeetown, Levy	22
Missing, Brevard	22
Florida Dept Of Corrections, Union	22
Sparr, Marion	22
Sydney, Hillsborough	22
Citrus Ridge, Indian River	22
Kissimmee, Orange	22
La Crosse, Alachua	22
Everglades City, Collier	21
Bonifay, Washington	21
Bostwick, Putnam	21
Loughman, Polk	21
Plymouth, Orange	21

COVID-19: characteristics of 1,947,834 Florida resident cases

Data through Mar 15, 2021 verified as of Mar 16, 2021 at 09:25 AM

Data in this report are provisional and subject to change.

The table below includes the cities and counties of residence for cases in Florida residents based on the patient's ZIP Code. Note that city is not always received as part of the initial notification and may be missing while the case is being investigated.

City and county	Cases
Wabasso, Indian River	21
Florida International University, Dade	21
Perdido Key, Escambia	21
Indian River Shores, Indian River	20
Sun City, Hillsborough	20
Pine Castle, Orange	20
Branford, Lafayette	20
Redington Shores, Pinellas	20
Missing, Okaloosa	20
Laud-By-The-Sea, Broward	20
Lowell, Marion	19
Mango, Hillsborough	19
Candler, Marion	19
Parker, Bay	19
Missing, Indian River	19
Crystal Springs, Pasco	19
Orlando, Palm Beach	19
Wildlight, Nassau	19
Champions Gate, Polk	19
Fort Ogden, Desoto	19
Babcock Ranch, Lee	19
Mexico Beach, Gulf	19
Union Park, Orange	19
Gulf Stream, Palm Beach	18
Goodland, Collier	18
High Springs, Gilchrist	18
Maxville, Duval	18
Hollywood, Dade	18
Jensen Beach, St. Lucie	18
Ramrod Key, Monroe	18
Trenton, Levy	17
Graceville, Holmes	17
Nalcrest, Polk	17
Nichols, Polk	17
Suwannee, Dixie	16
Gulf Hammock, Levy	16
Hernando Beach, Hernando	16
Tallevast, Manatee	16
Shady Hills, Pasco	16
Jacksonville, Unknown	16
West Panama City Beach, Bay	16
Missing, Collier	16
Forest City, Orange	16
Woodville, Leon	16
Orlando, Pinellas	16
Otter Creek, Levy	16
Wewahitchka, Calhoun	16
Lake City, Suwannee	15
Brooksville, Pasco	15
Golden Oak, Orange	15
Lake Buena Vista, Orange	15
Buckingham, Lee	15
Lakewood Ranch, Sarasota	15
Hutchinson Island, St. Lucie	15
White Springs, Columbia	15
Missing, Bay	15
Webster, Hernando	15
Village Of Palmetto Bay, Dade	14
Mount Dora, Orange	14

COVID-19: characteristics of 1,947,834 Florida resident cases

Data through Mar 15, 2021 verified as of Mar 16, 2021 at 09:25 AM

Data in this report are provisional and subject to change.

The table below includes the cities and counties of residence for cases in Florida residents based on the patient's ZIP Code. Note that city is not always received as part of the initial notification and may be missing while the case is being investigated.

City and county	Cases
Laurel Hill, Walton	14
Graham, Bradford	14
Missing, Martin	14
Copeland, Collier	14
Belleair Bluffs, Pinellas	14
Saint Lucie West, St. Lucie	14
Murdock, Charlotte	14
Winter Garden, Lake	14
Daytona Beach Shores, Volusia	14
Hialeah, Unknown	13
Trilby, Pasco	13
Orlando, Brevard	13
Saint George Island, Franklin	13
Orlando, Lake	13
Eau Gallie, Brevard	13
Lake Monroe, Seminole	13
Johns Pass Village, Pinellas	13
Watersound, Walton	13
Kingsley Lake, Bradford	13
Gonzalez, Escambia	13
Steinhatchee, Dixie	13
Braden River, Manatee	13
Wahneta, Polk	13
Roseland, Indian River	13
Durant, Hillsborough	12
Holder, Citrus	12
Mount Plymouth, Lake	12
Missing, Putnam	12
Boca Raton, Broward	12
Florida State Univ Admin, Leon	12
Pensacola Beach, Escambia	12
Rosemary Beach, Walton	12
Choctaw Beach, Okaloosa	12
Orlando, Unknown	12
Unknown, Dade	12
Long Boat Key, Manatee	12
Fort Charlotte, Charlotte	12
Deer Island, Lake	11
East Lake, Marion	11
Alys Beach, Bay	11
Deerfield Beach, Palm Beach	11
Miami Gardens, Broward	11
Ozona, Pinellas	11
Los Angeles, Dade	11
Indian Creek Village, Dade	11
Naples, Lee	11
Babcock Ranch, Charlotte	11
Greenville, Taylor	11
Citrus Hills, Citrus	11
Leisure City, Dade	11
Orlando, Leon	11
Orlando, Duval	10
Perrine, Dade	10
Briny Breezes, Palm Beach	10
Dade City, Hernando	10
Hillsboro Beach, Broward	10
Missing, Unknown	10
Passport, Unknown	10
Seacrest, Walton	10

COVID-19: characteristics of 1,947,834 Florida resident cases

Data through Mar 15, 2021 verified as of Mar 16, 2021 at 09:25 AM

Data in this report are provisional and subject to change.

The table below includes the cities and counties of residence for cases in Florida residents based on the patient's ZIP Code. Note that city is not always received as part of the initial notification and may be missing while the case is being investigated.

City and county	Cases
Missing, Nassau	10
Cypress, Jackson	10
Lake Como, Putnam	10
Captiva, Lee	10
Missing, Polk	10
University Park, Manatee	10
Grandin, Putnam	10
Gibsonia, Polk	10
Redington Beach, Pinellas	10
Missing, Taylor	10
Telogia, Liberty	10
Sea Ranch Lakes, Broward	9
Palma Sola, Manatee	9
Innovation, Pasco	9
Barberville, Volusia	9
Cottdale, Washington	9
Beverly Beach, Flagler	9
Putnam Hall, Putnam	9
Forest City, Seminole	9
Haines Creek, Lake	9
Lloyd, Jefferson	9
Lamont, Madison	9
Rubonia, Manatee	9
Umatilla, Marion	9
Elfers, Pasco	9
Fanning Springs, Gilchrist	9
Day, Lafayette	9
Grant Valkaria, Brevard	9
Nobleton, Hernando	9
Saint Augustine, Duval	9
West Delray Beach, Palm Beach	9
Evinston, Alachua	8
Salem, Taylor	8
Virginia Gardens, Dade	8
Orange Springs, Marion	8
Palm City, St. Lucie	8
Seybold, Dade	8
Saint Augustine Beach, St. Johns	8
Cross Creek, Alachua	8
Fairfield, Marion	8
Ferndale, Lake	8
Fort Walton Beach, Unknown	8
White City, Gulf	8
Worthington Springs, Union	8
Pine Ridge, Citrus	8
Jerome, Collier	8
Ponce De Leon, Walton	8
Missing, Clay	8
Goldenrod, Seminole	8
Switzerland, St. Johns	7
Maitland, Volusia	7
Aripeka, Pasco	7
Holt, Santa Rosa	7
Fort Lauderdale, Unknown	7
Indian Shores, Pinellas	7
River Ranch, Polk	7
Niceville, Walton	7
Orlando, Alachua	7
Fernandina, Nassau	7

COVID-19: characteristics of 1,947,834 Florida resident cases

Data through Mar 15, 2021 verified as of Mar 16, 2021 at 09:25 AM

Data in this report are provisional and subject to change.

The table below includes the cities and counties of residence for cases in Florida residents based on the patient's ZIP Code. Note that city is not always received as part of the initial notification and may be missing while the case is being investigated.

City and county	Cases
Orange Park, Duval	7
Port Saint John, Brevard	7
Basinger, Okeechobee	7
Missing, Flagler	7
University Of Central Fl, Hillsborough	7
Orlando, Pasco	7
Longboat Key, Sarasota	7
Keystone Heights, Bradford	7
Miccosukee, Leon	6
Glenwood, Volusia	6
Pensacola, Unknown	6
Orchid, Indian River	6
Ybor City, Hillsborough	6
Morriston, Marion	6
Duck Key, Monroe	6
Newberry, Gilchrist	6
Mayport Naval Station, Duval	6
Lake Butler, Bradford	6
East Rockland Key, Monroe	6
Bradenton, Sarasota	6
Maitland, Osceola	6
Inglis, Citrus	6
Okeechobee, Glades	6
Quail Heights, Dade	6
Punta Gorda, Lee	6
Valkaria, Brevard	6
Deland, Lake	6
Orlando, Flagler	6
Orlando, Marion	6
Sunny Hills, Washington	6
Labelle, Lee	6
Missing, Walton	6
Scottsmoor, Brevard	6
Maitland, Hillsborough	6
Winter Park, Polk	6
Winderemere, Orange	6
Grove City, Charlotte	6
Coco River, Collier	6
Eglin, Okaloosa	6
Ebro, Bay	5
Bruce, Holmes	5
Hialeah, Broward	5
Westchester, Dade	5
Mid Florida, Seminole	5
Ocean Breeze, Martin	5
Port Salerno, Martin	5
Missing, Columbia	5
Missing, Highlands	5
Missing, Sarasota	5
Shady Grove, Taylor	5
Missing, Leon	5
Milton, Escambia	5
Inlet Beach, Bay	5
Mayport, Duval	5
Stuart, St. Lucie	5
Pass, Unknown	5
Miami, Palm Beach	5
Hollywood, Unknown	5
Ocoee, Lake	5

COVID-19: characteristics of 1,947,834 Florida resident cases

Data through Mar 15, 2021 verified as of Mar 16, 2021 at 09:25 AM

Data in this report are provisional and subject to change.

The table below includes the cities and counties of residence for cases in Florida residents based on the patient's ZIP Code. Note that city is not always received as part of the initial notification and may be missing while the case is being investigated.

City and county	Cases
Okeechobee, Martin	5
N/A, Unknown	5
Oneco, Manatee	5
Pompano Beach, Palm Beach	5
Orlando, Manatee	5
Wakulla Springs, Wakulla	5
Fort Lauderdale, Lee	5
Alys Beach, Walton	5
Anastasia Island, St. Johns	5
Miami Beach, Unknown	5
Missing, Alachua	5
Point Washington, Walton	5
University Of Central Fl, Martin	5
Williston, Marion	5
Psl, Unknown	5
Pompano Beach, Unknown	5
San Carlos Park, Lee	5
Bayou George, Bay	5
Boynton Beach, Broward	5
Missing, Osceola	5
Miramar, Dade	5
Miami Gardens, Unknown	5
Kissimmee, Unknown	5
Jacksonville Naval Air Station, Duval	5
Fort Lauderdale, Palm Beach	5
Clarcona, Orange	5
Lamont, Taylor	4
Lazy Lake, Broward	4
Sugarloaf, Monroe	4
Branford, Gilchrist	4
Cape Haze, Charlotte	4
Clewiston, Palm Beach	4
Conch Key, Monroe	4
Okeechobee, Osceola	4
Sandestin, Walton	4
Seacrest, Bay	4
Pompano Beach, Dade	4
Naples, Unknown	4
High Springs, Columbia	4
Hinsdale, Manatee	4
Bella Collina, Lake	4
El Jobean, Charlotte	4
Delray Beach, Broward	4
Weirsdale, Lake	4
Indian Rock Beach, Pinellas	4
International Service Center, Dade	4
Island Grove, Alachua	4
Bowling Green, Polk	4
Cypress Gardens, Polk	4
Loxahatchee Groves, Palm Beach	4
Live Oak, Madison	4
Port Charlotte, Unknown	4
West Bradenton, Manatee	4
Marina Del Rey, Dade	4
Greenville, Jefferson	4
Missing, Hernando	4
Oklawaha, Marion	4
Glen Ridge, Palm Beach	4
Coconut Creek, Palm Beach	4

COVID-19: characteristics of 1,947,834 Florida resident cases

Data through Mar 15, 2021 verified as of Mar 16, 2021 at 09:25 AM

Data in this report are provisional and subject to change.

The table below includes the cities and counties of residence for cases in Florida residents based on the patient's ZIP Code. Note that city is not always received as part of the initial notification and may be missing while the case is being investigated.

City and county	Cases
Pensacola, Santa Rosa	4
Ridge Manor Estates, Sumter	4
Margate, Unknown	4
Melrose, Bradford	4
Highland Park, Polk	4
Lake Worth, Broward	4
Los Angeles, Broward	4
Jacksonville, Dade	3
Inverness, Polk	3
Pass, Dade	3
Vero Beach, Brevard	3
Orem, Palm Beach	3
Pp, Dade	3
Pp, Unknown	3
Woodside, Broward	3
Brewton, Escambia	3
Apopka, Broward	3
Lake Harbor, Palm Beach	3
Lanark Village, Franklin	3
Maitland, Polk	3
Miami Shores, Broward	3
Tampa Palms, Hillsborough	3
Tampa, Pinellas	3
Pineland, Lee	3
Winter Garden, Seminole	3
Tarpon Springs, Pasco	3
Jacksonville, Clay	3
Ludlam, Dade	3
Laurel, Sarasota	3
Clermont, Orange	3
Village Of Golf, Palm Beach	3
Wildwood, Marion	3
Saint Augusaintine Beach, St. Johns	3
Port Saint Lucie, Martin	3
Saint Petersburg, Hillsborough	3
Palm Coast, Volusia	3
Missing, Jackson	3
Lynbrook, Broward	3
Loxahatchee, Broward	3
Lakeland, Hillsborough	3
Miami, Orange	3
Immokalee, Lee	3
Hallandale Beach, Unknown	3
Lake Geneva, Clay	3
Lake City, Duval	3
Fort Myers, Unknown	3
Bradington, Manatee	3
Blountstown, Liberty	3
Crestview, Walton	3
Cross Key, Monroe	3
Cape San Blas, Gulf	3
Apopka, Lake	3
Mayport Naval Housing, Duval	3
Green Cove Springs, Duval	3
Fernandina Beach, Duval	3
Fpo, Duval	3
Vernon, Bay	3
Samoset, Manatee	3
San Fernando, Unknown	3

COVID-19: characteristics of 1,947,834 Florida resident cases

Data through Mar 15, 2021 verified as of Mar 16, 2021 at 09:25 AM

Data in this report are provisional and subject to change.

The table below includes the cities and counties of residence for cases in Florida residents based on the patient's ZIP Code. Note that city is not always received as part of the initial notification and may be missing while the case is being investigated.

City and county	Cases
Plantation Key, Monroe	3
Monticello, Madison	3
Alford, Washington	3
Altamonte Springs, Orange	3
Jonesville, Alachua	3
Julington Creek, St. Johns	3
Jupiter Island, Martin	3
Longwood, Unknown	3
Mims, Volusia	3
Miramar, Unknown	3
Marco Island, Lee	3
Pembroke Pines, Unknown	3
Ocean Reef Club, Monroe	3
Vero Beach, St. Lucie	3
North Fort Myers, Charlotte	3
Sorrento, Orange	3
Stuart, Palm Beach	3
Chicago, Lee	3
Coraopolis, Citrus	3
Champions Gate, Osceola	3
Bristol, Calhoun	3
Jacksonville, Alachua	3
Milligan, Okaloosa	3
Westville, Walton	3
Wacissa, Jefferson	3
Land O Lakes, Hillsborough	3
Lady Lake, Marion	3
Fisher Island, Unknown	3
Jacksonville , Duval	3
Bay Harbor Islands, Unknown	3
Ft Pierce, St. Lucie	3
Fort Lauderdale, Alachua	2
Deerfield Beach, Unknown	2
Doral, Unknown	2
Brooklyn, Broward	2
Cross City, Taylor	2
Carl Fisher, Dade	2
Jupiter, Dade	2
Homeless, Hillsborough	2
Lakeland, Unknown	2
Micanopy, Marion	2
Sutton, Pasco	2
Tampa, Unknown	2
Windermere, Lake	2
Red Bay, Holmes	2
Saint Marys, Nassau	2
Pembroke Lakes, Broward	2
Port Saint Lucie, Palm Beach	2
Jacksonville Naval Hospital, Duval	2
Hosford, Calhoun	2
Jacksonville, Nassau	2
Longview, Dade	2
Marina Del Rey, Broward	2
Melrose, Clay	2
Mesa, Unknown	2
Aventura, Broward	2
000000, Unknown	2
Dfafs, Okaloosa	2
Summerfield, Unknown	2

COVID-19: characteristics of 1,947,834 Florida resident cases

Data through Mar 15, 2021 verified as of Mar 16, 2021 at 09:25 AM

Data in this report are provisional and subject to change.

The table below includes the cities and counties of residence for cases in Florida residents based on the patient's ZIP Code. Note that city is not always received as part of the initial notification and may be missing while the case is being investigated.

City and county	Cases
Tampa, Hernando	2
Sharpes, Brevard	2
Saint Lucie Village, St. Lucie	2
Sebring, Desoto	2
Noma, Holmes	2
Orlando, Lee	2
Ormond Beach, Flagler	2
Panama City, Unknown	2
Pembroke Pines, Dade	2
Vero Beach, Unknown	2
Yeehaw, Okeechobee	2
Wauchula, Desoto	2
Venice, Dade	2
West Palm Beach, Unknown	2
Windermere, Hillsborough	2
Winter Park, Volusia	2
Winter Springs, Orange	2
Okeechobee, Highlands	2
Orlando, Escambia	2
Pompano Beach, Osceola	2
Port Charlotte, Lee	2
Port St. Lucie, St. Lucie	2
Sand Lake, Orange	2
University Of Central Fl, Seminole	2
Union, Manatee	2
Marathon Shores, Monroe	2
Miami, Martin	2
Long Beach, Orange	2
New Port Richey, Hillsborough	2
Jena, Taylor	2
Lauderhill, Unknown	2
Labelle, Collier	2
At Large, Broward	2
Bonnie, Dade	2
Boys Ranch, Suwannee	2
Eatonville, Polk	2
Fort Pierce, Brevard	2
Graceville, Unknown	2
Oakland Park, Unknown	2
Orlando, Collier	2
Orlando, St. Lucie	2
Port Canaveral, Brevard	2
Sarasota, Unknown	2
Seguin, Unknown	2
Sunrise, Unknown	2
Tampa, Broward	2
Tarpon Springs, Hillsborough	2
Marysville, Dade	2
Callahan, Duval	2
Dade City, Unknown	2
Cibolo, Orange	2
Claysville, Hernando	2
Crescent Beach, Sarasota	2
Fl State Univ Student, Leon	2
Defuniak Springs, Okaloosa	2
Defuniak Springs, Unknown	2
Blountstown, Jackson	2
Alligator Point, Franklin	2
Coconut Creek, Unknown	2

COVID-19: characteristics of 1,947,834 Florida resident cases

Data through Mar 15, 2021 verified as of Mar 16, 2021 at 09:25 AM

Data in this report are provisional and subject to change.

The table below includes the cities and counties of residence for cases in Florida residents based on the patient's ZIP Code. Note that city is not always received as part of the initial notification and may be missing while the case is being investigated.

City and county	Cases
Eatonville, Lake	2
Crawfordville, Leon	2
Daytona Beach, Unknown	2
Lawtey, Union	2
Hallandale Beach, Dade	2
Los Angeles, Okaloosa	2
Lutz, Pinellas	2
Mount Pleasant, Gadsden	2
Navarre, Okaloosa	2
None, Dade	2
Phoenix, Lake	2
Seven Springs, Pasco	2
Upper Key Largo, Monroe	2
University Of Central Florida, Brevard	2
West Palm Beach, Broward	2
West Villages, Sarasota	2
Zellwood, Lake	2
Clermont, Polk	2
Bronx, Seminole	2
Doctors Inlet, Clay	2
Bonifay, Jackson	2
Bonnie, Sarasota	2
Lecanto, Marion	2
Lake Helen, Orange	2
Maitland, Leon	2
Melrose, Alachua	2
Fort Myers, Collier	2
Fort Pierce, Martin	2
West Palm Beach, Dade	2
Weston, Dade	2
Winter Park, Leon	2
Redland, Dade	2
Olustee, Baker	2
Orlando, Santa Rosa	2
Orlando, Charlotte	2
Palm Springs North, Dade	2
Maitland, Lake	2
Hialeah Lakes, Dade	2
Hialeah, Orange	2
Jan Phyl Village, Polk	2
Moore Haven, Hendry	2
Naples, Broward	2
Cassadaga, Volusia	2
Fort Walton Beach, Walton	2
Duke Field Air Force Station, Okaloosa	2
Dunnellon, Levy	2
Wimauma, Manatee	2
University Of Central Florida, Palm Beach	2
University Of Central Florida, Pinellas	2
Wekiwa Springs, Seminole	2
Provo, Broward	2
Sumatra, Liberty	2
Portland, Unknown	2
University Of Central Florida, Broward	2
Orlando, Okaloosa	2
Saint Teresa, Wakulla	2
Maitland, Pasco	2
Miamt, Dade	2
Ocala, Unknown	2

COVID-19: characteristics of 1,947,834 Florida resident cases

Data through Mar 15, 2021 verified as of Mar 16, 2021 at 09:25 AM

Data in this report are provisional and subject to change.

The table below includes the cities and counties of residence for cases in Florida residents based on the patient's ZIP Code. Note that city is not always received as part of the initial notification and may be missing while the case is being investigated.

City and county	Cases
Madison, Unknown	2
Florida Power & Light Co, Dade	2
Amelia City, Nassau	2
Apopka, Unknown	2
Alligator Point, Wakulla	2
Chipley, Jackson	2
Chipley, Holmes	1
Daniel Island, Bay	1
Colorado Springs, Unknown	1
Conifer, Lee	1
Eatonville, Seminole	1
El Paso, Unknown	1
Everett, Dade	1
Dunellen, Dade	1
Destin, Unknown	1
Diamond, Highlands	1
Doral, Broward	1
Altamonte, Orange	1
Alva, Collier	1
333, Unknown	1
Allentown, Putnam	1
Apple Creek, Citrus	1
Amelia Village, Nassau	1
Barefoot Beach, Lee	1
Battle Creek, Manatee	1
Avon, Manatee	1
Aventura, Osceola	1
Bryn Mawr, Palm Beach	1
Burkeville, Brevard	1
Camden Wyoming, Duval	1
Celebration, Palm Beach	1
Chattanooga, Dade	1
Bear Grass, Palm Beach	1
Azalea Park, Osceola	1
Boca Raton,, Palm Beach	1
Boston, Dade	1
Brewster, Volusia	1
Fort Denaud, Glades	1
Fort Meyers, Lee	1
Fairless Hills, Broward	1
Fl State Lot, Leon	1
Fortlauderdale, Unknown	1
Fortwalton Beach, Okaloosa	1
Ft Pierce, Unknown	1
Garland, Orange	1
Hilliard, Unknown	1
Homeless, Dade	1
Homer, Escambia	1
Hickory, Lee	1
Hallandate Ben, Unknown	1
Havana, Leon	1
Longwood, Orange	1
Lapeer, Manatee	1
Lauderdale Hill, Unknown	1
Lehigh Cares, Lee	1
Live Oak, Columbia	1
Loganville, Orange	1
Jeffersonville, Broward	1
Lake Mary, Lake	1

COVID-19: characteristics of 1,947,834 Florida resident cases

Data through Mar 15, 2021 verified as of Mar 16, 2021 at 09:25 AM

Data in this report are provisional and subject to change.

The table below includes the cities and counties of residence for cases in Florida residents based on the patient's ZIP Code. Note that city is not always received as part of the initial notification and may be missing while the case is being investigated.

City and county	Cases
Knoxville, Escambia	1
North Miami, Broward	1
Ocean City, Broward	1
Old Town, Gilchrist	1
Opa Locka, Polk	1
Orem, Sarasota	1
Orem, Unknown	1
Miami Garden, Unknown	1
Middleburg, Duval	1
Midland, Osceola	1
Miami, Charlotte	1
Miamii, Dade	1
Missing, Wakulla	1
Monterey, Broward	1
Mumford, Manatee	1
N/A, Duval	1
Naples, Alachua	1
San Antonio, Dade	1
San Diego, Unknown	1
Ridgewood, Broward	1
Riverview, Manatee	1
Roseland, Palm Beach	1
Porter Ranch, Dade	1
Raiford, Bradford	1
Republic, Monroe	1
Richmond, Palm Beach	1
Oviedo, Leon	1
Palm City, Unknown	1
Ponte Vedra Beach, Orange	1
Port Orange , Volusia	1
Port Saint Lucie, Indian River	1
Plant City, Unknown	1
Pompano Beach, Alachua	1
University Of Central Florida, Hillsborough	1
University Of Central FI, Pasco	1
Union City, Bradford	1
Village Of Palm Springs, Palm Beach	1
Virginia Beach, Alachua	1
Webster, Pasco	1
Wilbur By The Sea, Volusia	1
Willowbrook, Lee	1
Tampa, Escambia	1
Tampa, Manatee	1
Tangerine, Lake	1
Sebastian, Lake	1
Steinhatchee, Alachua	1
Sanford, Palm Beach	1
Russellville, Hillsborough	1
Saint Augustine, Okaloosa	1
Westerville, Hillsborough	1
Wilton Manors, Dade	1
Winston Salem, Unknown	1
Winter Garden, Hillsborough	1
Woodland Hills, Brevard	1
Youngstown, Calhoun	1
Yulee, Duval	1
Pound Ridge, Leon	1
Port Charlotte FI, Unknown	1
Richmond Heights, Dade	1

COVID-19: characteristics of 1,947,834 Florida resident cases

Data through Mar 15, 2021 verified as of Mar 16, 2021 at 09:25 AM

Data in this report are provisional and subject to change.

The table below includes the cities and counties of residence for cases in Florida residents based on the patient's ZIP Code. Note that city is not always received as part of the initial notification and may be missing while the case is being investigated.

City and county	Cases
Riverview, Pinellas	1
Rochester, Lee	1
Rosemary Beach, Bay	1
Saint Cloud, Orange	1
Plant City, Hendry	1
Ponce, Orange	1
Plant City, Pinellas	1
Plantation, Unknown	1
Orlando, Highlands	1
Opa Locka, Unknown	1
Orem, Nassau	1
Olando, Orange	1
Sumter Ville, Unknown	1
Tallahassee, Escambia	1
Springhill, Unknown	1
Stockbridge, Leon	1
Sullivans Island, Dade	1
Tinley Park, Lee	1
University Of Central Fl, Dade	1
Telluride, Lee	1
Tampa, Dade	1
Tampa, Lee	1
Saint Petersburg, Dade	1
San Juan, Osceola	1
San Pedro Sula, Dade	1
Sandy, Duval	1
Sevierville, Dade	1
South Otselic, Dade	1
Southampton, Palm Beach	1
West Simsbury, Collier	1
Wayne, Dade	1
Windermere, Polk	1
Winter Park, Lake	1
Downers Grove, St. Lucie	1
Export, Palm Beach	1
Fdsf, Unknown	1
Felda, Palm Beach	1
Flagler Beach, Volusia	1
Flora, Lee	1
Fresno, Pasco	1
Fort Myers, Lake	1
Green, Clay	1
Greensburg, Orange	1
Greenville, Monroe	1
Gulf Shores, Escambia	1
Fruitland Park, Sumter	1
Fwb, Unknown	1
Gainesville, Marion	1
Gastonia, Polk	1
Clearwater, Highlands	1
Clermont, Unknown	1
Columbia, Orange	1
Coral Gables, Unknown	1
Coral Springs, Unknown	1
Cornelius, Leon	1
Crestview, Dade	1
Dade City, Polk	1
Dania, Unknown	1
Darien, Pasco	1

COVID-19: characteristics of 1,947,834 Florida resident cases

Data through Mar 15, 2021 verified as of Mar 16, 2021 at 09:25 AM

Data in this report are provisional and subject to change.

The table below includes the cities and counties of residence for cases in Florida residents based on the patient's ZIP Code. Note that city is not always received as part of the initial notification and may be missing while the case is being investigated.

City and county	Cases
Arcadia, Charlotte	1
Aspen, Palm Beach	1
Atlanta, Broward	1
Aurburndale, Polk	1
Aventura, Unknown	1
Azalea Park, Sarasota	1
Bartow, Unknown	1
Biscayne Park, Broward	1
Boca Rotan, Unknown	1
Alpharetta, Alachua	1
Apalachicola, Leon	1
Brooksville, Columbia	1
Bryn Mawr, Collier	1
Canfield, Duval	1
Naugatuck, Lee	1
New Vernon, Sarasota	1
New York, Broward	1
Myakka, Duval	1
Newport Beach, Palm Beach	1
North Little Rock, Palm Beach	1
Ocoee, Polk	1
Northville, Broward	1
Ocala, Indian River	1
Ocoee, Broward	1
Missing, Baker	1
Middleburg, Unknown	1
Milford, Palm Beach	1
Milford, Polk	1
Minneapolis, Broward	1
Melbourne, Orange	1
Miami Beach, Palm Beach	1
Miami Granders, Dade	1
Johns Island, Wakulla	1
Killarney, Orange	1
Knoxville, Duval	1
Hilliard, Dade	1
Hollywood, Leon	1
Holt, Unknown	1
Homestead, Monroe	1
Humble, Broward	1
Havanna, Gadsden	1
Maitland, Unknown	1
Lake City, Volusia	1
Los Angeles, Polk	1
Lakeland, Pasco	1
Lakewood, Unknown	1
Panama City, Walton	1
Palm Coast, Duval	1
Orlando, Union	1
Ovido, Seminole	1
Oxford, Palm Beach	1
Opalocka, Dade	1
North Canton, Palm Beach	1
Miami, Collier	1
Miami, St. Lucie	1
New Richmond, Volusia	1
Oakland, Leon	1
Ocala, Alachua	1
Okeechobee, St. Lucie	1

COVID-19: characteristics of 1,947,834 Florida resident cases

Data through Mar 15, 2021 verified as of Mar 16, 2021 at 09:25 AM

Data in this report are provisional and subject to change.

The table below includes the cities and counties of residence for cases in Florida residents based on the patient's ZIP Code. Note that city is not always received as part of the initial notification and may be missing while the case is being investigated.

City and county	Cases
Rio Dell, Volusia	1
Rochelle, Volusia	1
Saint Cloud, Lee	1
Saint Johns, Orange	1
San Antonio, Sarasota	1
San Antonio, Unknown	1
Sanford, Volusia	1
Perry, Leon	1
Perth Amboy, Monroe	1
Port Orange, Unknown	1
Port Saint Lucie, Orange	1
Princeton, Alachua	1
Provincetown, Collier	1
Tampa, Volusia	1
Tangerine, Seminole	1
Shannon, Collier	1
Soldotna, Broward	1
Spring Park, Alachua	1
Steinhatchee, Madison	1
South Burlington, Orange	1
Winter Park, Osceola	1
Wood River, Polk	1
Worcester, Palm Beach	1
Wheaton, Lee	1
Wilmington, Broward	1
Winter Park, Alachua	1
Wesley Chapel, Alachua	1
Umatilla, Alachua	1
University Of Central Florida, Monroe	1
Virginia Beach, Hernando	1
Waco, Broward	1
Washington, Broward	1
Tewksbury, Orange	1
Toms River, Dade	1
Grassy Key, Monroe	1
Gainesville, Baker	1
Gilmer, Dade	1
Haverford, Hillsborough	1
Herrin, Orange	1
Jacksonville, Manatee	1
Jamaica, Broward	1
Kingsland, Duval	1
Kissimmee, Brevard	1
Jupiter, Unknown	1
Jersey City, Polk	1
Miamf, Dade	1
Miami G, Dade	1
Marshall, Palm Beach	1
Marianna, Calhoun	1
Lyndhurst, Broward	1
Magnolia Square, Osceola	1
Maitland, Alachua	1
Lake In The Hills, Columbia	1
Lake Placid, Alachua	1
Lake Worth Beach, Broward	1
Lander, Citrus	1
Lemoyne, Manatee	1
Los Angeles, Palm Beach	1
Lawrence Township, Palm Beach	1

COVID-19: characteristics of 1,947,834 Florida resident cases

Data through Mar 15, 2021 verified as of Mar 16, 2021 at 09:25 AM

Data in this report are provisional and subject to change.

The table below includes the cities and counties of residence for cases in Florida residents based on the patient's ZIP Code. Note that city is not always received as part of the initial notification and may be missing while the case is being investigated.

City and county	Cases
Las Vegas, Orange	1
Bryant, Alachua	1
Bronx, Broward	1
Buffalo, Palm Beach	1
Carol Stream, Orange	1
Castleberry, Escambia	1
Charlotte, Pasco	1
Apo, Pasco	1
Apopka, Flagler	1
99, Unknown	1
Alanson, Bay	1
Aollywoss, Dade	1
Boca Raton, Unknown	1
Bohealia, Lee	1
Blowing Rock, Polk	1
Belleair, Hillsborough	1
Dorchester, Orange	1
Deland, Polk	1
Dallas, Lee	1
De Leon Springs, Putnam	1
Dearborn, Lee	1
Floral, Escambia	1
Fanning Springs, Levy	1
Fargo, Unknown	1
Estero, Collier	1
Clear Brook, Lee	1
Crestview, Holmes	1
Cumberland, Palm Beach	1
Dade City, Hillsborough	1
College Station, Lake	1
Columbus, Brevard	1
Cookeville, Seminole	1
Zolfo Springs, Polk	1
Winter Park, Broward	1
Winter Park, Indian River	1
Winter Park, Lee	1
Westbrook, Dade	1
Wichita, Volusia	1
Washington, Unknown	1
Venice, Unknown	1
Vernon, Unknown	1
Winder Garden, Orange	1
Windermere, Leon	1
Windermere, Osceola	1
Windermere, Seminole	1
Winter Garden, Broward	1
Wells, Polk	1
Winter Garden, Pinellas	1
Tulsa, Orange	1
Tiffin, Highlands	1
Sun City Center, Hardee	1
Sunny Isles Beach, Broward	1
Tallahassee, Duval	1
Tallahassee, Unknown	1
Tampa, Palm Beach	1
Tavares, Marion	1
Saint Cloud, Unknown	1
Saint Johns, Unknown	1
Sarasota, Flagler	1

COVID-19: characteristics of 1,947,834 Florida resident cases

Data through Mar 15, 2021 verified as of Mar 16, 2021 at 09:25 AM

Data in this report are provisional and subject to change.

The table below includes the cities and counties of residence for cases in Florida residents based on the patient's ZIP Code. Note that city is not always received as part of the initial notification and may be missing while the case is being investigated.

City and county	Cases
Saxis, Lee	1
Schenectady, Polk	1
Sebring, Lee	1
Shelton, Manatee	1
Spring Hill , Hernando	1
Spring Hill, Dade	1
Starke, Clay	1
Stone Mountain, Palm Beach	1
Plantation, Orange	1
Pompano Beach, Martin	1
Parker, Dade	1
Parker, Leon	1
Peoria, Unknown	1
Palm Coast, Polk	1
Pacifica, Dade	1
Ormond Beach, Unknown	1
Oviedo, Brevard	1
Orlando, Sarasota	1
Saint Petersburg, St. Lucie	1
Sandford, Seminole	1
Rye, Duval	1
Rex, Duval	1
Potomac, Palm Beach	1
Port Everglades, Broward	1
Ocoee, Osceola	1
Okeechobee, Broward	1
North Pole, Seminole	1
North Port, Lee	1
Old Town, Alachua	1
Omaha, Palm Beach	1
Ona, Manatee	1
Oooooo, Unknown	1
Opa Locka, Broward	1
Orange Park , Duval	1
Orlando, Columbia	1
Orlando, Indian River	1
Orem, Broward	1
New Orleans, Palm Beach	1
Newark, Broward	1
Newburgh, Bay	1
Navarre, Dade	1
Macdill Air Force Base, Hillsborough	1
Louisville, Manatee	1
Los Angeles Ca, Unknown	1
Los Angeles, Hardee	1
Largo, Unknown	1
Littleton, Dade	1
Miami Beach, Broward	1
Middlesburg, Duval	1
Miami Lakes, Unknown	1
Miami, Hillsborough	1
Miami, Manatee	1
Margate, Dade	1
Marshall, Dade	1
Mary Esther, Unknown	1
Medford, Palm Beach	1
Harrison, Pinellas	1
Holly Ridge, Orange	1
Homeless, Polk	1

COVID-19: characteristics of 1,947,834 Florida resident cases

Data through Mar 15, 2021 verified as of Mar 16, 2021 at 09:25 AM

Data in this report are provisional and subject to change.

The table below includes the cities and counties of residence for cases in Florida residents based on the patient's ZIP Code. Note that city is not always received as part of the initial notification and may be missing while the case is being investigated.

City and county	Cases
Homosassa, Hernando	1
Leesburg, Marion	1
Lehigh Acres, Dade	1
Lewisburg, Pasco	1
Lake City, Hamilton	1
La Grange, Dade	1
Jerusalem, St. Johns	1
East Hampton, Palm Beach	1
Cypress, Leon	1
Davenport, Orange	1
Deland, St. Lucie	1
Deltona, Orange	1
Fort Myers-, Lee	1
Fort Pierce, Unknown	1
Gainesville, Duval	1
Granada Hills, Broward	1
Guilford, Dade	1
Hailandale, Unknown	1
Fort Myers, Manatee	1
Foley, Escambia	1
Conway, Leon	1
Coventry, Broward	1
Clermont, Volusia	1
Clewiston, Glades	1
Bridgeport, Dade	1
Bronx, Palm Beach	1
Cartersville, Unknown	1
Altoona, Marion	1
Anaheim, Unknown	1
Argyle, Walton	1
Athens, Duval	1
Blue Ridge, Okeechobee	1
Bogota, Orange	1
Bradenton, Dade	1
Bradenton, Osceola	1
Dona Vista, Lake	1
East Setauket, Palm Beach	1
El Dorado, Palm Beach	1
Fleming Island, Duval	1
Fellsmere, Brevard	1
Crestview, Broward	1
Clearwater, Leon	1
Charlotte, Alachua	1
Dalecity, Okaloosa	1
Daytona Beach, Orange	1
Deerfield Beach, Polk	1
Crystal River, Marion	1
Crystal River, Unknown	1
Canton, Duval	1
Cantonment, Santa Rosa	1
Cape Coral, Unknown	1
Brooklyn, Polk	1
Bryceville, Duval	1
Bradenton, Lee	1
Boca Raton, Dade	1
Boca Raton, Madison	1
Bogota, Unknown	1
Bal Harbour, Broward	1
Atlanta, Walton	1

COVID-19: characteristics of 1,947,834 Florida resident cases

Data through Mar 15, 2021 verified as of Mar 16, 2021 at 09:25 AM

Data in this report are provisional and subject to change.

The table below includes the cities and counties of residence for cases in Florida residents based on the patient's ZIP Code. Note that city is not always received as part of the initial notification and may be missing while the case is being investigated.

City and county	Cases
Attalla, Broward	1
Auburn, Palm Beach	1
Autaugaville, Broward	1
Apopka, Volusia	1
Alachua, Suwannee	1
Alafaya, Broward	1
Alafaya, Pinellas	1
Lake Clarke Shores, Palm Beach	1
Lake Forest, Collier	1
Merrick, Palm Beach	1
Metter, Manatee	1
Miami, Osceola	1
Miamiardens, Unknown	1
Miamksaohes, Dade	1
Jacksonville, Baker	1
Jacksonville, Marion	1
Irmo, Unknown	1
Key West, Palm Beach	1
Kilgore, Dade	1
Jupiter Inlet, Palm Beach	1
Jzx, Unknown	1
Land O Lakes, Unknown	1
Lawton, Okaloosa	1
Levittown, Palm Beach	1
Lima, Manatee	1
Lima, Volusia	1
Macclenny, Dixie	1
Madison, Jefferson	1
Maitland, Collier	1
Florida City, Unknown	1
Fort Lauderdale, Collier	1
Gainesville, Levy	1
Glen Cove, Unknown	1
Glen Saint Mary, Duval	1
Golden Oak, Hillsborough	1
Golf, Palm Beach	1
Immokalee, Walton	1
Greensboro, Leon	1
Syracuse, Unknown	1
Twentynine Palms, Broward	1
Vernon, Walton	1
Venezuela, Unknown	1
Waukesha, Volusia	1
Surprise, Unknown	1
St Cloud, Orange	1
St Helena Is, Dade	1
South Miami, Broward	1
San Marcos, Unknown	1
West Miami, Unknown	1
Whippany, Volusia	1
Xifamk, Dade	1
Windermere, Alachua	1
Winfield, Hillsborough	1
Winter Garden, Unknown	1
Winter Park, Brevard	1
Winter Park, Unknown	1
Pooler, Broward	1
Port St. Lucie, Unknown	1
Punta Gorda, Sarasota	1

COVID-19: characteristics of 1,947,834 Florida resident cases

Data through Mar 15, 2021 verified as of Mar 16, 2021 at 09:25 AM

Data in this report are provisional and subject to change.

The table below includes the cities and counties of residence for cases in Florida residents based on the patient's ZIP Code. Note that city is not always received as part of the initial notification and may be missing while the case is being investigated.

City and county	Cases
Putnam, Putnam	1
Ridgewood, Lee	1
Roayl Palm Beach, Palm Beach	1
Roseville, Broward	1
Rye, Palm Beach	1
Saint Petersburg, Bay	1
Orlando, Walton	1
Oviedo, Lake	1
Orlando, St. Johns	1
Orlando, Gadsden	1
Orlando, Hernando	1
Plantation, Leon	1
Pensacola, Dade	1
Panomo City, Bay	1
Parrish, Sarasota	1
Ocala, Duval	1
North Porte, Unknown	1
Notrealville, Polk	1
Nashville, Palm Beach	1
Okeechobi, Unknown	1
Orem, Dade	1
Orlando, Citrus	1
Monument, Broward	1
Mokena, Lee	1
Miami Dade, Unknown	1
Myrtle Beach, Broward	1
Morrisville, Palm Beach	1
North Brunswick, St. Lucie	1
North Grafton, Dade	1
North Lauderdale, Unknown	1
Eureka, Flagler	1
Evansville, Citrus	1
Fort Worth, Broward	1
Franklin, Orange	1
Frostproof, Highlands	1
Gainesville, Palm Beach	1
Gainesville, Santa Rosa	1
Crescent City, Marion	1
Crestview, Unknown	1
Denton, Broward	1
Destin, Bay	1
Commerce Township, Manatee	1
Coral Gables , Dade	1
Crawfordville, Alachua	1
Brownsville, Escambia	1
Bonnie, St. Johns	1
Belleair Bluffs, Unknown	1
Clearwater, Hillsborough	1
Coal City, Pasco	1
Celebration, Orange	1
Chicago, Broward	1
Choctaw Beach, Unknown	1
Austin, Dade	1
Apo, Collier	1
Big Torch Key, Monroe	1
Black, Holmes	1
Boca Raton, Lee	1
Bonifay, Unknown	1
8852 Teacher Ln, Pasco	1

COVID-19: characteristics of 1,947,834 Florida resident cases

Data through Mar 15, 2021 verified as of Mar 16, 2021 at 09:25 AM

Data in this report are provisional and subject to change.

The table below includes the cities and counties of residence for cases in Florida residents based on the patient's ZIP Code. Note that city is not always received as part of the initial notification and may be missing while the case is being investigated.

City and county	Cases
Addison, Pasco	1
Apopka, Citrus	1
Apopka, Hillsborough	1
Arabi, Orange	1
Indianapolis, Lee	1
Jupiter, Pinellas	1
Kansas City, Palm Beach	1
Kennebunkport, Broward	1
Gwynn Oak, Polk	1
Lake In The Hills, Broward	1
Lake Worth, Unknown	1
Litchfield Park, Monroe	1
Littleton, St. Johns	1
Newaygo, Charlotte	1
New Canaan, Dade	1
Na, Dade	1
Naples, Leon	1
Melbourne, Volusia	1
Mattoon, Lee	1
Milford, Bay	1
Milford, Unknown	1
Los Angeles, Orange	1
Maitland, Palm Beach	1
Marianna, Leon	1
Marianna, Washington	1
Mary Esther, Hillsborough	1
Tavares, Unknown	1
Temple, Palm Beach	1
Surfside Beach, Orange	1
Tampa, Duval	1
Summerdale, Escambia	1
Sun City Center, Lee	1
Saint Charles, Orange	1
St Peterburg, Orange	1
Stiamk, Dade	1
Scottsdale, Brevard	1
Scottsdale, Palm Beach	1
Roswell, Bay	1
Ruskin, Dade	1
Ruskin, Manatee	1
Saint Petersburg, Duval	1
Saint Petersburg, Manatee	1
Port Saint Lucie, Marion	1
Port St Luce, Unknown	1
Pensacola Naval Hospital, Escambia	1
Plymouth, Pasco	1
Pass-A-Grille, Pinellas	1
Oviedo, Orange	1
Pace, Escambia	1
Painted Post, Pasco	1
Palatka, Marion	1
Okeechobee, Unknown	1
North Port, Charlotte	1
Winter Springs, Polk	1
Youngstown, Washington	1
Winnetka, Dade	1
Winter Garden, Osceola	1
Winter Haven, Osceola	1
Winter Park, Duval	1

COVID-19: characteristics of 1,947,834 Florida resident cases

Data through Mar 15, 2021 verified as of Mar 16, 2021 at 09:25 AM

Data in this report are provisional and subject to change.

The table below includes the cities and counties of residence for cases in Florida residents based on the patient's ZIP Code. Note that city is not always received as part of the initial notification and may be missing while the case is being investigated.

City and county	Cases
Winter Park, Palm Beach	1
Wabasha, Clay	1
Unknown, Duval	1
Upland, Manatee	1
West Hollywood, Broward	1
Wakefield, Broward	1
Waverly, Duval	1
Weston, Unknown	1
Wildwood, Lee	1
Willington, Lee	1
Westlake Village, Unknown	1
White Plains, Broward	1
Whites Creek, Leon	1
Windermere, Volusia	1
Wtixrat, Dade	1
Watersound, Bay	1
Unk, Duval	1
Ventura, Orange	1
University Of Central Florida, Lee	1
Trenton, Dixie	1
Unknown, Unknown	1
Toms River, Lee	1
Tourist, Dade	1
Pembroke Pines, Orange	1
Pensacola, Sumter	1
Paducah, Manatee	1
Palm Coast, Unknown	1
Perth Amboy, Hillsborough	1
Port Orange, Brevard	1
Powell, Lee	1
Orlando, Jackson	1
Newberry, Levy	1
North Laud, Unknown	1
Ocala, Citrus	1
Ocoee, Unknown	1
Odessa, Dade	1
Oldsrav, Manatee	1
Seffenner, Hillsborough	1
Seminole, Lee	1
Saint Petersburg, Charlotte	1
Puerto Rico, Unknown	1
Punta Gorda, Unknown	1
Randolph, Orange	1
Rivera Beach, Palm Beach	1
Saint Augustine, Flagler	1
Sunrtise, Dade	1
Tallahassee, Madison	1
Stratford, Broward	1
Crossings, Unknown	1
Davenport, Lake	1
Davie, Unknown	1
Dayton, Orange	1
Dearborn Heights, Hillsborough	1
Edgewood, Broward	1
Elkton, Putnam	1
Chesterfield, Broward	1
Carteret, Polk	1
Cincinnati, Dade	1
Connellsville, Highlands	1

COVID-19: characteristics of 1,947,834 Florida resident cases

Data through Mar 15, 2021 verified as of Mar 16, 2021 at 09:25 AM

Data in this report are provisional and subject to change.

The table below includes the cities and counties of residence for cases in Florida residents based on the patient's ZIP Code. Note that city is not always received as part of the initial notification and may be missing while the case is being investigated.

City and county	Cases
Armstrong, St. Johns	1
Atl, Brevard	1
Alva, Escambia	1
Andalusia, Escambia	1
Arcadia, Highlands	1
Baker, Santa Rosa	1
Belleville, Palm Beach	1
Belmont, Santa Rosa	1
Blountstown, Broward	1
Bronson, Alachua	1
Brooker, Alachua	1
Bradenton, Clay	1
Brandon, Pinellas	1
Bonita, Lee	1
Bocaraten, Palm Beach	1
Middletown, Osceola	1
Missing, Gilchrist	1
Monroe, Hillsborough	1
New Vernon, Palm Beach	1
Mayaguez, Dade	1
Macclenny, Duval	1
Mantua, Broward	1
Longwood, Broward	1
Lucedale, St. Lucie	1
Kure Beach, Monroe	1
Lakeland, Palm Beach	1
Hudson, Pinellas	1
Hoosick Falls, Broward	1
Indian Rock Beach, Palm Beach	1
Interlachen, Duval	1
Kechi, Orange	1
Florala, Okaloosa	1
Forestville, Volusia	1
Gibson, Unknown	1
Gainesville, Okaloosa	1
Gainesville, Unknown	1
Greenbrier, Bay	1
Groveland, Orange	1
Hialeahgardens, Dade	1
Hiram, Leon	1
Prattville, Hillsborough	1
Prestonsburg, Bay	1
Quincy, Jackson	1
Rapid City, Broward	1
Palmetto Bay, Palm Beach	1
Russellville, Bay	1
Sagamore Beach, Charlotte	1
Saint Cloud, Palm Beach	1
Saint Joseph, Volusia	1
San Antonio, Orange	1
Shalimar, Unknown	1
Shirley, Flagler	1
Suitland, Volusia	1
Sanford, Unknown	1
Seminole, Leon	1
Myakka City, Sarasota	1
New Middletown, Hillsborough	1
New Port Richey, Pinellas	1
New Port Richey, Unknown	1

COVID-19: characteristics of 1,947,834 Florida resident cases

Data through Mar 15, 2021 verified as of Mar 16, 2021 at 09:25 AM

Data in this report are provisional and subject to change.

The table below includes the cities and counties of residence for cases in Florida residents based on the patient's ZIP Code. Note that city is not always received as part of the initial notification and may be missing while the case is being investigated.

City and county	Cases
Newberry, Marion	1
Oldsmar, Hillsborough	1
Olean, Alachua	1
North Palm Beach, Orange	1
Northport, Sarasota	1
Oakland, Lee	1
Petersburg, Manatee	1
Piasa, Putnam	1
Palmetto, Pasco	1
Parma, Manatee	1
Pass-A-Grille Beach, Pinellas	1
Palm Beach Gardens, Unknown	1
Orlo Vista, Orange	1
Other, Dade	1
Winter Garden, Duval	1
Woodbine, Nassau	1
Yulee, St. Johns	1
Zephyrhills, Hillsborough	1
West Aplm Beach, Palm Beach	1
West Yarmouth, St. Lucie	1
Tavares, Orange	1
Tequesta, Martin	1
Topsham, Manatee	1
Town Of Nocatee, St. Johns	1
Troy, Manatee	1
Unkn, Duval	1
Syracuse, Polk	1
Tallahassee, Dade	1
Tamarac, Dade	1
Waipahu, Santa Rosa	1
Ward, Polk	1
Wellborn, Columbia	1
Sunbright, Palm Beach	1
Venetian Islands, Dade	1
Mckinney, Broward	1
Miamc, Dade	1
Matawan, Palm Beach	1
Milford, Lee	1
Missing, Levy	1
Missing, Okeechobee	1
Monroe Township, Palm Beach	1
Moore Haven, Okeechobee	1
Morrisville, Unknown	1
Longwood, Volusia	1
Ldhl, Broward	1
Lincoln, St. Lucie	1
Little Neck, Lee	1
Lake Butler, Alachua	1
Knoxville, Bay	1
Las Vegas, Palm Beach	1
Homeless, Monroe	1
Homeless, Pinellas	1
Howell, Dade	1
Hudson, Hernando	1
Hoclywsod, Dade	1
Holiday, Pinellas	1
Indian Rocks Beach, Duval	1
Indiantown, Palm Beach	1
Inglewood, Sarasota	1

COVID-19: characteristics of 1,947,834 Florida resident cases

Data through Mar 15, 2021 verified as of Mar 16, 2021 at 09:25 AM

Data in this report are provisional and subject to change.

The table below includes the cities and counties of residence for cases in Florida residents based on the patient's ZIP Code. Note that city is not always received as part of the initial notification and may be missing while the case is being investigated.

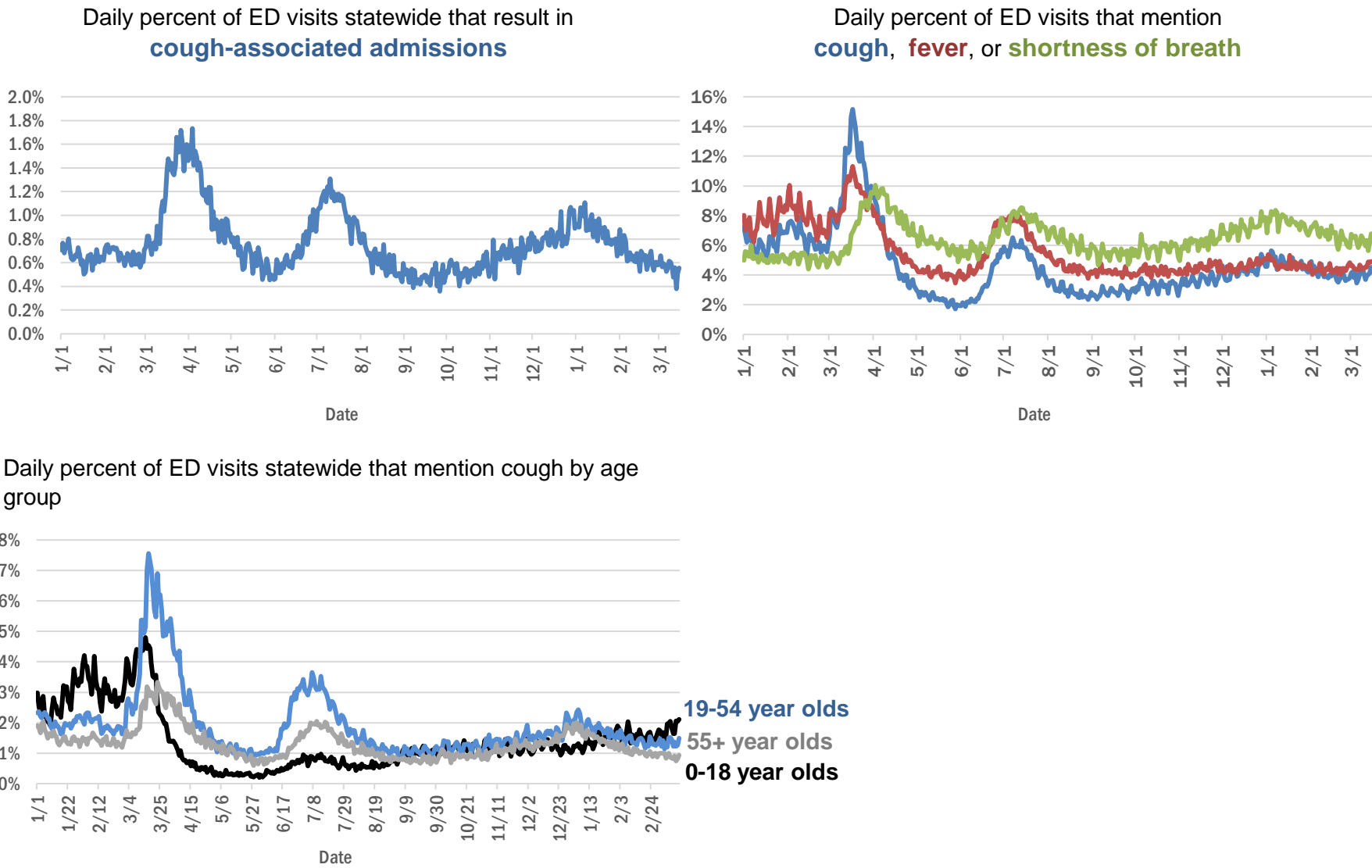
City and county	Cases
Inverness, Marion	1
Inwood, Broward	1
Irvine, Marion	1
Istachatta, Hernando	1
Jupiter, St. Lucie	1
Kenilworth, Leon	1
Jacksonville, Orange	1
Jefferson, Dade	1
Jonesboro, Leon	1
Kingsland, Nassau	1
Key West, Duval	1
Keys West, Unknown	1
Carmel, Orange	1
Cedar Springs, Hernando	1
Chicago, Unknown	1
Coconut Ck, Unknown	1
Dallas, Hernando	1
Dayton, Lake	1
Daytona Beach, Pinellas	1
Dearborn, Broward	1
Deer Park, Dade	1
Brooklyn, Dade	1
Brooklyn, Lee	1
Caracas, Dade	1
Bonnie, Broward	1
Boston, Broward	1
Bel Air, Collier	1
O, Manatee	1
Alachua, Duval	1
Alpharetta, Broward	1
Apopka, Clay	1
Asheville, Highlands	1
Astoria, Broward	1
Atmore, Escambia	1
Bartow, Hardee	1
Downingtown, Broward	1
Downingtown, Hillsborough	1
Dpo, Santa Rosa	1
Dunedin, Unknown	1
Deerfield, Dade	1
Deland, Seminole	1
Deltona, Seminole	1
Fort Lauderdale, Leon	1
Fort Myers, Sarasota	1
Fort Pierce, Palm Beach	1
Fort White, Clay	1
East Palatka, Hillsborough	1
Eastpoint, Leon	1
Garden City, Alachua	1
Gaylord, Orange	1
Gotcha, Orange	1
Greensburg, Palm Beach	1
Erie, Monroe	1
Hallandale, Unknown	1
Haines City, Osceola	1
Hernando, Marion	1
Hialeah, Collier	1
Helen, Bay	1
Total	1,947,834

COVID-19: additional surveillance information

Data through Mar 15, 2021 verified as of Mar 16, 2021 at 09:25 AM

Data in this report are provisional and subject to change.

Statewide emergency department (ED) chief complaint and admission data



The Electronic Surveillance System for the Early Notification of Community-Based Epidemics (ESSENCE-FL) includes chief complaint data from 211 of 211 Florida EDs. Data are transmitted electronically to ESSENCE-FL daily or hourly.

COVID-19: testing by laboratory

Data through Mar 15, 2021 verified as of Mar 16, 2021 at 09:25 AM

Data in this report are provisional and subject to change.

The numbers in the table below represent the number of Florida and non-Florida residents for whom test results were received by the Department of Health. A person can be tested by more than one laboratory and can have both positive and negative results. **Therefore, the sum of the numbers in each column will be larger than the total number of people tested.**

Reporting lab	Inconclusive	Negative	Positive	Percent positive	Total
LABORATORY CORPORATION OF AMERICA	2,535	1,603,978	218,519	12%	1,825,032
CURATIVE LABS	14,577	1,560,700	236,910	13%	1,812,187
QUEST DIAGNOSTICS	11,790	1,359,677	200,362	13%	1,571,829
BIO REFERENCE LABORATORIES, INC	7,566	930,139	178,704	16%	1,116,409
HELIX	8,730	638,115	111,496	15%	758,341
REALTOX LABS LLC	6,453	593,008	97,486	14%	696,947
NOMI_HEALTH	2,724	439,101	60,646	12%	502,471
RCA LABORATORY SERVICES, LLC/GENETWORX		405,290	43,749	10%	449,039
GENETWORX	661	390,597	32,971	8%	424,229
CDR MAGUIRE - HEALTH CARE CENTER		338,623	51,551	13%	390,174
IMPACT HEALTH BIOMETRIC TESTING, INC	1,041	219,356	25,935	11%	246,332
EAST FLORIDA STATE COLLEGE - BREVARD		212,886	26,986	11%	239,872
PALM BEACH BALLPARK		216,572	21,659	9%	238,231
PWNHEALTH	1,532	207,819	27,909	12%	237,260
BPHL-JACKSONVILLE	18	185,735	32,240	15%	217,993
NOMI HEALTH LAB SERVICES		172,673	19,908	10%	192,581
ADVENTHEALTH LAB	99	162,001	20,869	11%	182,969
FULGENT DIAGNOSTICS LABORATORY	3,298	151,971	17,051	10%	172,320
MAKO GENOMICS	7,713	138,832	25,336	15%	171,881
CB SMITH PARK		150,116	18,792	11%	168,908
BPHL-MIAMI	225	142,621	23,879	14%	166,725
MAYO CLINIC LABORATORIES	336	138,271	17,439	11%	156,046
ELABNETWORK	1,059	138,209	11,810	8%	151,078
BAYCARE LABORATORIES LLC	591	131,780	11,454	8%	143,825
MEMORIAL REGIONAL HOSPITAL SOUTH	25	114,455	23,437	17%	137,917
ASCENSION SACRED HEART HOSPITAL - PENSACOLA	2	114,330	17,865	14%	132,197
ORLANDO HEALTH SYSTEM	683	116,967	12,066	9%	129,716
NORTHWEST LABORATORY	246	121,079	6,475	5%	127,800
BIOCOLLECTIONS WORLDWIDE, INC	738	109,974	13,466	11%	124,178
ADVENT HEALTH LAB	112	101,258	13,956	12%	115,326
MEDICAL DIAGNOSTIC LABORATORIES	976	98,582	14,219	12%	113,777
AEGIS SCIENCES CORPORATION	948	95,813	16,178	14%	112,939
AKESOGEN		91,934	17,773	16%	109,707
TESTING MATTERS INC	757	91,602	16,059	15%	108,418
BPHL-TAMPA (SPECTRUM BLVD)	45	90,095	16,598	16%	106,738
UF HEALTH MEDICAL LAB	33	97,151	9,081	9%	106,265
TAMPA GENERAL HOSPITAL	4	91,954	8,789	9%	100,747
KORVALABS, INC	1,285	91,542	4,702	5%	97,529
DIATHERIX LABORATORIES (VRL EUROFINs)	1	84,224	12,533	13%	96,758
SUNPATH MEDICAL DIAGNOSTICS LABORATORY	823	78,052	11,997	13%	90,872
BAPTIST HEALTH SOUTH FLORIDA	361	77,034	11,856	13%	89,251
ASCENSION ST VINCENT'S - RIVERSIDE	1	70,643	10,048	12%	80,692
JACKSON MEMORIAL HOSPITAL CLINICAL LAB	79	62,980	11,469	15%	74,528
SOUTH MIAMI HOSPITAL LAB	444	64,484	9,247	12%	74,175
LAKELAND REGIONAL MEDICAL CENTER	129	65,375	8,593	12%	74,097
UF HEALTH SHANDS HOSPITAL	481	60,848	4,495	7%	65,824
AMERICAN HEALTH ASSOCIATES	9	60,086	5,171	8%	65,266

COVID-19: testing by laboratory

Data through Mar 15, 2021 verified as of Mar 16, 2021 at 09:25 AM

Data in this report are provisional and subject to change.

The numbers in the table below represent the number of Florida and non-Florida residents for whom test results were received by the Department of Health. A person can be tested by more than one laboratory and can have both positive and negative results. **Therefore, the sum of the numbers in each column will be larger than the total number of people tested.**

Reporting lab	Inconclusive	Negative	Positive	Percent positive	Total
INGENIOUS PERSONALIZED MEDICINE	205	52,604	10,699	17%	63,508
AIT LABORATORIES		52,759	6,448	11%	59,207
APPLIED INGENUITY DIAGNOSTICS LLC		51,978	2,341	4%	54,319
ARUP LABORATORIES	16	50,078	2,924	6%	53,018
BAPTIST HEALTH - JACKSONVILLE	4	48,854	3,946	7%	52,804
GENESIS REFERENCE LABORATORIES		46,188	5,107	10%	51,295
TALLAHASSEE MEMORIAL HOSPITAL	240	43,970	5,484	11%	49,694
MINUTECLINIC LLC		39,891	6,709	14%	46,600
SARASOTA MEMORIAL HOSPITAL MAIN LAB	12	42,670	3,706	8%	46,388
VIRACOR EUROFINs		35,576	9,816	22%	45,392
ADVENTIST HEALTH SYSTEMS SUNBELT INC DBA		40,577	4,809	11%	45,386
BROWARD GENERAL MEDICAL CENTER-CLINICAL LAB	2	40,648	4,456	10%	45,106
NICKLAUS CHILDREN'S HOSPITAL	70	38,350	5,148	12%	43,568
FLORIDA HOSPITAL - TAMPA	37	39,792	3,313	8%	43,142
MILLENNIUM PHYSICIAN GROUP	17	34,896	6,745	16%	41,658
LEE HEALTH - CAPE CORAL HOSPITAL	3	34,430	5,609	14%	40,042
DWIC OF TAMPA BAY INC		35,552	4,401	11%	39,953
UNIVERSITY OF MIAMI HOSPITAL	137	35,781	3,666	9%	39,584
UF HEALTH JACKSONVILLE	52	33,978	3,975	10%	38,005
MEDFAST URGENT CARE CENTERS, LLC	20	32,283	4,848	13%	37,151
ORANGE COUNTY CONVENTION CENTER		33,330	3,703	10%	37,033
ECCO LAB GROUP CO	518	31,464	4,626	13%	36,608
MIAMI DADE COUNTY		32,091	3,527	10%	35,618
WALGREENS	35	29,546	5,455	16%	35,036
NORTH FLORIDA REGIONAL MEDICAL CENTER		29,182	3,447	11%	32,629
MOUNT SINAI MEDICAL CENTER	10	29,155	3,146	10%	32,311
ST JOSEPHS HOSPITAL LABORATORY	23	27,931	3,592	11%	31,546
INTEGRATED REGIONAL LABORATORIES LLP	10	27,413	4,094	13%	31,517
BRANDON REGIONAL HOSPITAL		27,751	3,613	12%	31,364
JUPITER MEDICAL CENTER LAB	82	28,108	2,738	9%	30,928
STS LAB 2 LLC	6	29,049	1,517	5%	30,572
GENESIS MEDICAL LABORATORY	398	24,038	4,437	15%	28,873
JFK MEDICAL CENTER LAB	1	25,169	3,248	11%	28,418
NIGHT LITE PEDIATRIC CENTER LLC		25,541	2,795	10%	28,336
PALMETTO GENERAL HOSPITAL LAB	3	23,280	4,664	17%	27,947
WATSON CLINIC LLP		22,330	5,140	19%	27,470
HOLY CROSS HOSPITAL CLINICAL LAB	1	24,563	2,317	9%	26,881
MALABAR MEDICAL WALK IN CLINIC	1	21,684	4,331	17%	26,016
HEALTHLINK DIAGNOSTIC LABORATORIES	291	22,996	2,375	9%	25,662
AVENTUS BIO LABS	16	22,062	3,193	13%	25,271
INFINITY BIOLOGIX LLC (GINKO BIOWORKS)	91	23,540	1,093	4%	24,724
ACCESS DX LABORATORY	224	22,389	2,090	8%	24,703
MORTON PLANT HOSPITAL-ADLER INSTITUTE	26	20,946	2,530	11%	23,502
PANCARE OF FLORIDA INC		20,509	2,488	11%	22,997

COVID-19: testing by laboratory

Data through Mar 15, 2021 verified as of Mar 16, 2021 at 09:25 AM

Data in this report are provisional and subject to change.

The numbers in the table below represent the number of Florida and non-Florida residents for whom test results were received by the Department of Health. A person can be tested by more than one laboratory and can have both positive and negative results. **Therefore, the sum of the numbers in each column will be larger than the total number of people tested.**

Reporting lab	Inconclusive	Negative	Positive	Percent positive	Total
LAB DIAGNOSTICS LLC	392	16,673	5,329	24%	22,394
STATLAB_MOBILE	1	20,325	2,050	9%	22,376
DRS CLACK SPENCER WHITE & MCCORMACK PA D/B/A		20,049	2,024	9%	22,073
SAINT MARY'S MEDICAL CENTER	24	19,467	2,241	10%	21,732
NAPLES COMMUNITY HOSPITAL	72	19,620	2,028	9%	21,720
CLEVELAND CLINIC HOSPITAL LAB	4	19,090	2,335	11%	21,429
UNITED CLINICAL LABORATORY LLC	3	18,610	2,431	12%	21,044
PATIENTS FIRST LAKE ELLA MEDICAL CENTER PA		17,571	3,255	16%	20,826
CLEVELAND CLINIC TRADITION HOSPITAL		19,346	1,420	7%	20,766
ADVENT HEALTH - DAYTONA BEACH	32	18,890	1,702	8%	20,624
EXACT SCIENCES LABORATORIES		18,177	2,307	11%	20,484
AMELIA EARHART		17,627	2,687	13%	20,314
BAYFRONT HEALTH - ST PETERSBURG	17	17,214	2,420	12%	19,651
OSCEOLA REGIONAL MEDICAL CENTER	1	16,565	2,323	12%	18,889
LEESBURG REGIONAL MEDICAL CENTER		16,242	2,233	12%	18,475
HOMESTEAD HOSPITAL CLINICAL LABORATORY	27	14,831	3,183	18%	18,041
MEMORIAL HOSPITAL JACKSONVILLE	8	14,917	2,754	16%	17,679
CLARITY LAB SOLUTIONS	94	15,524	1,883	11%	17,501
HEALTH CENTER AT SINAI RESIDENCES		16,930	506	3%	17,436
NORTHWEST MEDICAL CENTER	1	15,115	2,106	12%	17,222
BIOCERNA LABS	461	14,582	2,112	12%	17,155
ORANGE PARK MEDICAL CENTER	9	14,154	2,643	16%	16,806
INDIAN RIVER PATHOLOGY LLC		15,421	1,268	8%	16,689
BETHESDA HOSPITAL EAST		14,823	1,502	9%	16,325
WELLINGTON REGIONAL MED CTR LAB	6	14,468	1,795	11%	16,269
OAK HILL HOSPITAL		14,457	1,802	11%	16,259
ACCESS MEDICAL LABORATORIES	4	8,299	7,933	49%	16,236
DELRAY MEDICAL CENTER LAB	3	14,512	1,658	10%	16,173
VISTA CLINICAL DIAGNOSTICS	485	13,693	1,767	11%	15,945
LAWNWOOD REGIONAL MEDICAL CENTER	1	13,647	2,194	14%	15,842
FULGENT DIAGNOSTICS	170	14,657	982	6%	15,809
WEST KENDALL BAPTIST HOSPITAL	13	12,711	2,933	19%	15,657
MEMORIAL REGIONAL HOSPITAL CLINICAL LABORATORY	10	14,604	995	6%	15,609
BAPTIST HEALTH - SOUTH		14,032	1,206	8%	15,238
THE HEALTHCARE DISTRICT OF PALM BEACH COUNTY	49	13,174	1,903	13%	15,126
LARGO MEDICAL CENTER		13,368	1,631	11%	14,999
BAPTIST HEALTHCARE - BAPTIST HOSPITAL	5	11,805	3,156	21%	14,966
WINTER HAVEN HOSPITAL CLINICAL LABORATORY	4	12,608	2,259	15%	14,871
PRIVA PATH LABS	77	13,794	951	6%	14,822
ADVENTHEALTH CENTRA CARE LAKE BUENA VISTA		13,078	1,700	12%	14,778
LEE HEALTH - LEE MEMORIAL HOSPITAL		11,148	3,608	24%	14,756
UHEALTH CORAL GABLES/LENNAR MED CTR	39	13,737	925	6%	14,701
INDIAN RIVER MEDICAL CENTER LAB		13,669	852	6%	14,521
MEDRITE MEDICAL CARE, PC	6,839	6,994	654	5%	14,487
NONA SCIENTIFIC	5	11,298	3,134	22%	14,437

COVID-19: testing by laboratory

Data through Mar 15, 2021 verified as of Mar 16, 2021 at 09:25 AM

Data in this report are provisional and subject to change.

The numbers in the table below represent the number of Florida and non-Florida residents for whom test results were received by the Department of Health. A person can be tested by more than one laboratory and can have both positive and negative results. **Therefore, the sum of the numbers in each column will be larger than the total number of people tested.**

Reporting lab	Inconclusive	Negative	Positive	Percent positive	Total
WEST FLORIDA HOSPITAL LAB	1	11,285	3,020	21%	14,306
CARDIOPATH	84	12,353	1,822	13%	14,259
MOLECULAR INFECTIOUS DISEASES	495	13,190	461	3%	14,146
MEDICAL CENTER OF TRINITY CLINICAL LABORATORY	2	12,621	1,451	10%	14,074
PALMS WEST HOSPITAL LAB	2	12,092	1,935	14%	14,029
NEMOURS CHILDRENS HOSPITAL	1	13,138	780	6%	13,919
GOOD SAMARITAN MEDICAL CENTER LAB	2	11,888	1,754	13%	13,644
WESTSIDE REGIONAL MED CTR	2	11,641	1,987	15%	13,630
MERCY HOSPITAL A CAMPUS OF PLANTATION GEN HOSP LAB	1	11,372	2,057	15%	13,430
REGIONAL MEDCIAL CENTER BAYONET POINT	2	12,130	1,038	8%	13,170
THE VILLAGES REGIONAL HOSPITAL		11,673	1,345	10%	13,018
GULF COAST MEDICAL CENTER MICROLAB		10,218	2,768	21%	12,986
MIAMI BEACH CONVENTION CENTER		12,143	663	5%	12,806
ST ANTHONY'S HOSPITAL LAB	30	11,117	1,536	12%	12,683
AVENTURA HOSPITAL LAB		10,087	2,341	19%	12,428
CORAL GABLES HOSPITAL CLINICAL LABORATORY		10,500	1,904	15%	12,404
CAPITAL REGIONAL MEDICAL CTR		9,989	2,375	19%	12,364
LABS ASAP LLC		11,130	1,185	10%	12,315
SYNERGY DIAGNOSTIC LABORATORY	96	10,800	1,409	11%	12,305
NATIONWIDE LABORATORY SERVICES INC	410	10,331	1,468	12%	12,209
HALIFAX MEDICAL CENTER LAB	37	10,361	1,769	15%	12,167
BLAKE MEDICAL CENTER		10,661	1,491	12%	12,152
LAKE CITY HM		11,147	988	8%	12,135
WEST BOCA MEDICAL CENTER LAB		11,202	898	7%	12,100
BAPTIST HEALTH SOUTH FLORIDA - WEST KENDALL URGENT CARE		10,127	1,953	16%	12,080
BINAXNOW	9	9,174	2,859	24%	12,042
FLORIDA HOSPITAL WATERMAN LABORATORY	70	10,997	862	7%	11,929
MANATEE MEMORIAL HOSPITAL		10,895	1,029	9%	11,924
GENOVA DIAGNOSTICS LABORATORY	64	10,793	1,058	9%	11,915
PWN HEALTH	17	9,816	2,074	17%	11,907
LEE HEALTH - HEALTH PARK MEDICAL CENTER		9,979	1,881	16%	11,860
ST JOSEPHS HOSPITAL	18	10,197	1,615	14%	11,830
FLORIDA LABORATORY ANALYSIS		10,342	1,478	13%	11,820
ST MARKS HOSPITAL LABORATORY B	78	10,627	1,002	9%	11,707
PALM BEACH GARDENS MEDICAL CTR LAB		10,513	1,138	10%	11,651
PATHNOSTICS	41	9,181	2,389	21%	11,611
PRECISION HEALTH RESOURCES LLC		10,865	725	6%	11,590
COAST DIAGNOSTICS LLC	45	10,096	1,237	11%	11,378
LARKIN COMMUNITY HOSPITAL	10	9,880	1,478	13%	11,368
LAKE CITY MEDICAL CENTER		8,883	2,198	20%	11,081
FLORIDA HOSPITAL HEARTLAND MED CTR CLINICAL LAB	33	9,593	1,421	13%	11,047
MEASE COUNTRYSIDE LAB	14	9,785	1,209	11%	11,008
VIKOR SCIENTIFIC	49	9,099	1,810	17%	10,958
PLANTATION GENERAL HOSPITAL		9,250	1,686	15%	10,936
ADVENT HEALTH - WESLEY CHAPEL	14	9,579	992	9%	10,585
EXPRESS GENE MOLECULAR DIAGNOSTICS LABORATORY		9,130	1,441	14%	10,571
FLORIDA MEDICAL CENTER - A CAMPUS OF NORTH SHORE	2	9,247	1,276	12%	10,525

COVID-19: testing by laboratory

Data through Mar 15, 2021 verified as of Mar 16, 2021 at 09:25 AM

Data in this report are provisional and subject to change.

The numbers in the table below represent the number of Florida and non-Florida residents for whom test results were received by the Department of Health. A person can be tested by more than one laboratory and can have both positive and negative results. **Therefore, the sum of the numbers in each column will be larger than the total number of people tested.**

Reporting lab	Inconclusive	Negative	Positive	Percent positive	Total
LARKIN COMMUNITY HOSPITAL INC DBA CARDIOTROPIC		6,819	3,620	35%	10,439
DOCTORS HOSPITAL	7	8,705	1,666	16%	10,378
CENTRAL FLORIDA REGIONAL HOSPITAL		9,277	1,071	10%	10,348
AMERICAN FAMILY CARE	1	5,901	4,396	43%	10,298
SARKIS CLINICAL TRIALS	25	8,947	1,274	12%	10,246
LEON MEDICAL CENTERS LLC		8,073	2,131	21%	10,204
NORTHSIDE HOSPITAL AND HEART INSTITUTE		9,171	1,023	10%	10,194
ADVENTHEALTH CENTRA CARE WATERFORD LAKES		8,406	1,611	16%	10,017
CernerELR_Advent		8,697	1,304	13%	10,001
CORAL SPRINGS MED CTR		9,008	976	10%	9,984
NCF DIAGNOSTICS & DNA TECHNOLOGIES LAB	162	9,225	511	5%	9,898
JOHNS HOPKINS ALL CHILDREN'S HOSPITAL		9,235	650	7%	9,885
FLORIDA HOSPITAL DELAND	10	8,627	1,215	12%	9,852
SRQ DRIVE THROUGH☐		8,944	905	9%	9,849
LABSTAT LLC	9	9,382	444	5%	9,835
AVECINA	20	8,997	702	7%	9,719
P4 CLINICAL, LLC	204	8,548	958	10%	9,710
AVECINA MEDICAL	4	6,203	3,493	36%	9,700
PALM BEACH BALL PARK		8,607	1,024	11%	9,631
BOSTON HEART DIAGNOSTICS CORP		8,292	1,199	13%	9,491
BAPTIST HEALTH SOUTH FLORIDA - COUNTRY WALK URGENT CARE		7,822	1,621	17%	9,443
WEST PALM HOSPITAL LAB		8,636	744	8%	9,380
HEALTHQUEST ESOTERICS		7,845	1,441	16%	9,286
ADVENTHEALTH CENTRA CARE ST CLOUD	1	7,969	1,264	14%	9,234
OCALA REGIONAL MEDICAL CENTER		7,968	1,196	13%	9,164
MEDARBOR DIAGNOSTICS	1	7,974	1,124	12%	9,099
BROWARD HEALTH NORTH CLINICAL LABORATORY		8,052	1,023	11%	9,075
NORTH SHORE MEDICAL CENTER		7,475	1,521	17%	8,996
CERNERELR_BAYCARE	43	8,320	616	7%	8,979
FLORIDA HOSPITAL FLAGLER	29	8,114	822	9%	8,965
SYNERGY LABORATORIES	31	7,792	1,116	12%	8,939
INFORM DIAGNOSTICS, INC		8,428	503	6%	8,931
FLORIDA HOSPITAL ZEPHYRHILLS	10	7,880	972	11%	8,862
LEE HEALTH - GULF COAST MEDICAL CENTER	2	7,099	1,731	20%	8,832
FLORIDA HOSPITAL OF CARROLLWOOD	23	7,489	1,206	14%	8,718
H LEE MOFFITT CANCER CENTER LABORATORY	1	8,331	229	3%	8,561
SANTA ROSA MEDICAL CENTER	2	6,996	1,434	17%	8,432
BAPTIST HEALTH - BEACHES		7,704	647	8%	8,351
CLEVELAND CLINIC MARTIN SOUTH HOSPITAL	1	7,408	908	11%	8,317
AVECINA MEDICAL OAKLEAF	3	6,977	1,330	16%	8,310
SOUTH BAY HOSPITAL CLINICAL LAB	1	7,391	882	11%	8,274
CERNERELR_BAPTISTMIAMI	31	7,313	862	11%	8,206
BAPTIST HEALTH SOUTH FLORIDA - MIAMI LAKES URGENT CARE		6,453	1,750	21%	8,203
GENE BY GENE, GENOMICS RESEARCH CENTER LAB	44	7,601	515	6%	8,160
BAYCARE COMMUNITY HEALTH		7,915	192	2%	8,107
MEMORIAL HOSPITAL WEST LABORATORY SERVICES	14	7,340	728	9%	8,082
POINCIANA MEDICAL CENTER		6,337	1,734	21%	8,071

COVID-19: testing by laboratory

Data through Mar 15, 2021 verified as of Mar 16, 2021 at 09:25 AM

Data in this report are provisional and subject to change.

The numbers in the table below represent the number of Florida and non-Florida residents for whom test results were received by the Department of Health. A person can be tested by more than one laboratory and can have both positive and negative results. **Therefore, the sum of the numbers in each column will be larger than the total number of people tested.**

Reporting lab	Inconclusive	Negative	Positive	Percent positive	Total
ANNE BATES LEACH EYE HOSPITAL/ ABLEH MICROBIOLOGY LABORATORY	9	7,886	115	1%	8,010
ADVENTHEALTH CENTRA CARE CLERMONT		6,784	1,083	14%	7,867
CLEVELAND CLINIC MARTIN NORTH HOSPITAL		6,963	891	11%	7,854
MEMORIAL HOSPITAL MICRO		7,329	521	7%	7,850
ISPM LABS, LLC DBA CAPSTONE DIAGNOSTICS, LLC		7,439	393	5%	7,832
ADVENTHEALTH CENTRA CARE UNIVERSITY	1	6,926	861	11%	7,788
WEST MARION COMMUNITY HOSPITAL LAB		6,447	1,301	17%	7,748
KD MEDICAL CHOICE LLC	5	6,915	726	9%	7,646
ST LUCIE MEDICAL CENTER		6,165	1,468	19%	7,633
ADVENTHEALTH CENTRA CARE WINTER PARK		6,835	748	10%	7,583
NCH NORTH NAPLES HOSPITAL LAB	15	6,733	830	11%	7,578
ADVENTHEALTH CENTRA CARE WINTER GARDEN	1	6,725	828	11%	7,554
LAKEWOOD RANCH MEDICAL CENTER		6,881	588	8%	7,469
MORTON PLANT-MEASE	5	6,719	702	9%	7,426
FLORIDA HOSPITAL FISH MEMORIAL	19	6,294	1,101	15%	7,414
ARCPOINT LABS OF FORT MYERS	4	6,504	900	12%	7,408
INDIAN RIVER MEDICAL CENTER		6,356	918	13%	7,274
ADVENTHEALTH CENTRA CARE LAKELAND	1	6,266	938	13%	7,205
NCH DOWNTOWN NAPLES HOSPITAL	15	6,544	637	9%	7,196
FLORIDA HOSPITAL Ocala		6,195	935	13%	7,130
BAPTIST HEALTH SOUTH FLORIDA - WESTCHESTER URGENT CARE		5,835	1,272	18%	7,107
ADVENTHEALTH CENTRA CARE LEE ROAD		6,267	709	10%	6,976
ADVENTHEALTH CENTRA CARE DR PHILLIPS		6,288	667	10%	6,955
HIALEAH HOSPITAL	4	5,367	1,521	22%	6,892
ATLANTIS URGENT CARE	10	5,212	1,614	24%	6,836
LUMINUS DIAGNOSTICS		6,275	554	8%	6,829
BAPTIST HEALTH SOUTH FLORIDA - DORAL URGENT CARE		5,447	1,335	20%	6,782
AVERO DIAGNOSTICS - IRVING	11	6,294	471	7%	6,776
ADVENTHEALTH CENTRA CARE HUNTERS CREEK	3	5,827	881	13%	6,711
BAYFRONT HEALTH - PORT CHARLOTTE		6,153	518	8%	6,671
OVIDO MEDICAL CENTER		5,957	689	10%	6,646
MEDEXPRESS URGENT CARE	2	4,540	2,094	32%	6,636
VISTA CLINICAL	8	3,875	2,712	41%	6,595
BAPTIST HEALTH - NASSAU		6,233	355	5%	6,588
NCH NORTH NAPLES HOSPITAL	8	5,876	682	10%	6,566
ADVENTHEALTH CENTRA CARE SANFORD		5,805	753	11%	6,558
HOLIDAY CVS LLC		6,241	306	5%	6,547
COMMUNITY HEALTH CENTERS OF PINELLAS INC		5,243	1,290	20%	6,533
ADVENTHEALTH CENTRA CARE LAKE MARY	2	5,629	834	13%	6,465
UNKNOWN	3	3,378	3,063	48%	6,444
IMPERIAL POINT MEDICAL CENTER		5,879	554	9%	6,433
ADVENTHEALTH CENTRA CARE MOUNT DORA		5,417	1,011	16%	6,428
MEDEXPRESS URGENT CARE OF BOYNTON BEACH LLC		5,892	475	7%	6,367
ADVENTHEALTH CENTRA CARE KISSIMMEE		5,714	635	10%	6,349
EMERALD COAST URGENT CARE		4,881	1,461	23%	6,342
ADVENTHEALTH CENTRA CARE APOPKA	1	5,456	881	14%	6,338
SOLARIS DIAGNOSTICS	10	5,729	576	9%	6,315

COVID-19: testing by laboratory

Data through Mar 15, 2021 verified as of Mar 16, 2021 at 09:25 AM

Data in this report are provisional and subject to change.

The numbers in the table below represent the number of Florida and non-Florida residents for whom test results were received by the Department of Health. A person can be tested by more than one laboratory and can have both positive and negative results. **Therefore, the sum of the numbers in each column will be larger than the total number of people tested.**

Reporting lab	Inconclusive	Negative	Positive	Percent positive	Total
ST JOSEPHS NORTH HOSPITAL LAB	7	5,410	894	14%	6,311
ST PETERSBURG GENERAL HOSPITAL		5,318	949	15%	6,267
ADVENTIST HEALTH SYSTEMS, SUNBELT INC		5,401	760	12%	6,161
SUNCOAST PATHOLOGY ASSOCIATES		5,611	529	9%	6,140
FORT WALTON BEACH MEDICAL CENTER		5,218	890	15%	6,108
CLINICAL REFERENCE LABORATORY	2	5,740	300	5%	6,042
QDX PATHOLOGY SERVICES	2	5,625	385	6%	6,012
EGLIN AIR FORCE BASE	13	4,317	1,618	27%	5,948
EMPIRE CITY LABORATORIES INC	69	5,049	817	14%	5,935
BAYFRONT HEALTH - VENICE REGIONAL MEDICAL	1	5,374	537	9%	5,912
ADVENTHEALTH CENTRA CARE ALTAMONTE		5,171	733	12%	5,904
MEDEXPRESS URGENT CARE HUDSON		5,099	792	13%	5,891
FLORIDA HOSPITAL NORTH PINELLAS	11	5,349	475	8%	5,835
BAPTIST HEALTH SOUTH FLORIDA - PEMBROKE PINES URGENT CARE		4,806	967	17%	5,773
NORTHWEST FLORIDA COMMUNITY HOSPITAL	43	4,280	1,426	25%	5,749
URGENT CARE OF THE PALM BEACHES		4,825	907	16%	5,732
PARAMOUNT URGENT CARE	2	2,901	2,812	49%	5,715
DYNIX DIAGNOSTIX		5,171	517	9%	5,688
MICROGEN DX	4	4,964	698	12%	5,666
LEE HEALTH CONVENIENT CARE - PAGE FIELD		4,987	659	12%	5,646
ADVENTHEALTH CENTRA CARE AZALEA PARK		4,800	788	14%	5,588
ADVENTHEALTH EXPRESS CARE		4,561	993	18%	5,554
AHCC WESLEY CHAPEL		4,957	596	11%	5,553
SOUTH FLORIDA BAPTIST HOSPITAL MICRO	4	4,612	914	17%	5,530
ANGEL KIDS PEDIATRICS		5,204	310	6%	5,514
SUNRISE MEDICAL LABORATORIES	2	5,096	380	7%	5,478
DOCTORS URGENT CARE LLC	1	4,445	1,008	18%	5,454
TROPICANA FIELD - LOT 2	19	4,936	490	9%	5,445
ADVENTHEALTH CENTRA CARE OVIEDO		4,663	757	14%	5,420
PUTNAM COMMUNITY MEDICAL CENTER		4,732	686	13%	5,418
PRO CLINIC		4,346	1,068	20%	5,414
COASTAL MED URGENT CARE		3,856	1,491	28%	5,347
MARTIN HOSPITAL SOUTH LAB		4,966	288	5%	5,254
MEDICAL DNA LABS LLC	3	4,789	459	9%	5,251
MINUTECLINIC		4,489	710	14%	5,199
ADVENT HEALTH - HEART OF FLORIDA ER	1	4,469	710	14%	5,180
BAPTIST HEALTH SOUTH FLORIDA - CORAL SPRINGS URGENT CARE		4,449	730	14%	5,179
FLORIDA FAMILY LABORATORY, INC DBA	41	4,712	423	8%	5,176
ACUTIS DIAGNOSTICS	17	4,132	1,016	20%	5,165
ESCAMBIA COMMUNITY CLINICS INC	8	3,878	1,259	24%	5,145
MINUTECLINIC LLC #3703		4,231	905	18%	5,136
FLORIDA COMMUNITY HEALTH CENTER		4,065	1,069	21%	5,134
ADVENTHEALTH CENTRA CARE LONGWOOD		4,515	612	12%	5,127
TRINITY SPRINGS		4,373	729	14%	5,102
UNIVERSITY HOSPITAL AND MEDICAL CENTER		3,871	1,211	24%	5,082
URGENT CARE CURE	2	4,327	708	14%	5,037
HEALTH FIRST ADVENTHEALTH CENTRA CARE - TITUSVILLE		4,275	759	15%	5,034

COVID-19: testing by laboratory

Data through Mar 15, 2021 verified as of Mar 16, 2021 at 09:25 AM

Data in this report are provisional and subject to change.

The numbers in the table below represent the number of Florida and non-Florida residents for whom test results were received by the Department of Health. A person can be tested by more than one laboratory and can have both positive and negative results. **Therefore, the sum of the numbers in each column will be larger than the total number of people tested.**

Reporting lab	Inconclusive	Negative	Positive	Percent positive	Total
ADVENTHEALTH CENTRA CARE ORANGE LAKE		4,465	566	11%	5,031
ADVENTHEALTH CENTRA CARE SOUTH ORANGE		4,330	700	14%	5,030
BAPTIST HEALTH - NORTH		3,939	1,073	21%	5,012
DOCTORS URGENT CARE OF LUTZ LLC	1	3,987	965	19%	4,953
PALMS OF PASADENA HOSPITAL		4,395	527	11%	4,922
ADVENTHEALTH CENTRA CARE PORT ORANGE		4,131	776	16%	4,907
MEDEXPRESS URGENT CARE - ESTERO		4,407	496	10%	4,903
MEDEXPRESS URGENT CARE - ROYAL PALM BEACH		4,371	517	11%	4,888
LABORATORY OF FLORIDA LLC	41	4,470	359	7%	4,870
ADVENTHEALTH CENTRA CARE SAND LAKE		4,348	500	10%	4,848
LEE DAVIS COMMUNITY RESOURCE CENTER		4,243	594	12%	4,837
THE CENTER FOR URGENT CARE	3	4,040	794	16%	4,837
BAPTIST HEALTH SOUTH FLORIDA - TAMiami TRAIL URGENT CARE		3,890	938	19%	4,828
PEDIATRIC HEALTH CARE ALLIANCE PA		4,416	400	8%	4,816
BAPTIST HEALTH SOUTH FLORIDA - KENDALE LAKES URGENT CARE		3,872	935	19%	4,807
ADVENTHEALTH CENTRA CARE LEESBURG		3,918	871	18%	4,789
MEDEXPRESS URGENT CARE - GOLDEN GATE		4,248	539	11%	4,787
WESTCHESTER HOSPITAL	23	3,861	886	19%	4,770
DOCTORS HOSPITAL OF SARASOTA CLINICAL LABORATORY		4,151	604	13%	4,755
MEDCOMP SCIENCES LLC	100	2,765	1,878	40%	4,743
HEALTH FIRST ADVENTHEALTH CENTRA CARE GATEWAY	1	4,264	475	10%	4,740
TALLAHASSEE PRIMARY CARE ASSOCIATES		4,145	578	12%	4,723
MEDEXPRESS URGENT CARE PALM BEACH GARDENS		4,294	405	9%	4,699
RAULERSON HOSPITAL		3,846	784	17%	4,630
BAPTIST HEALTH SOUTH FLORIDA - CORAL GABLES (UNIVERSITY) URGENT CARE		3,973	630	14%	4,603
NIGHT LITE PEDIATRICS	4	3,341	1,254	27%	4,599
MINUTECLINIC LLC #1067		3,968	592	13%	4,560
BAPTIST HEALTH SOUTH FLORIDA - PINECREST URGENT CARE		3,903	624	14%	4,527
MOFFITT CANCER CENTER	6	4,398	97	2%	4,501
BAPTIST HEALTH SOUTH FLORIDA - CORAL GABLES URGENT CARE		3,735	754	17%	4,489
MEASE DUNEDIN HOSPITAL	5	4,022	461	10%	4,488
MINUTECLINIC LLC		3,877	610	14%	4,487
SPORTS DRUG TESTING LABORATORY	72	4,258	128	3%	4,458
PARAMOUNT URGENT CARE - WINDERMERE	2	2,912	1,518	34%	4,432
MINUTECLINIC LLC #8396		3,742	642	15%	4,384
BAPTIST HEALTH SOUTH FLORIDA - PALMETTO BAY URGENT CARE		3,651	701	16%	4,352
MEDEXPRESS URGENT CARE - LAKELAND		3,811	522	12%	4,333
BAYFRONT HEALTH - SEVEN RIVERS		3,952	376	9%	4,328
BETHESDA HOSPITAL WEST		3,867	439	10%	4,306
ASCENSION SACRED HEART - EMERALD COAST		3,569	720	17%	4,289
PALMS MEDICAL GROUP	5	2,966	1,279	30%	4,250
VENTURE MEDICAL OF FLORIDA LLC		3,859	316	8%	4,175
GENESIS DIAGNOSTICS		3,897	242	6%	4,139
PREMIER URGENT CARE OF BREVARD LLC	4	3,618	511	12%	4,133
FAU		3,847	269	7%	4,116
TWIN CITIES HOSPITAL	1	3,590	506	12%	4,097
BAYA PHARMACY & URGENT CARE		3,002	1,081	26%	4,083

COVID-19: testing by laboratory

Data through Mar 15, 2021 verified as of Mar 16, 2021 at 09:25 AM

Data in this report are provisional and subject to change.

The numbers in the table below represent the number of Florida and non-Florida residents for whom test results were received by the Department of Health. A person can be tested by more than one laboratory and can have both positive and negative results. **Therefore, the sum of the numbers in each column will be larger than the total number of people tested.**

Reporting lab	Inconclusive	Negative	Positive	Percent positive	Total
BAYFRONT HEALTH - BROOKSVILLE		3,611	472	12%	4,083
US BIOTEK LABORATORIES	15	3,689	368	9%	4,072
ADVENTHEALTH PROMPT CARE	2	2,946	1,123	28%	4,071
MEMORIAL HOSPITAL- MIRAMAR	12	3,736	311	8%	4,059
NIGHT LITE PEDIATRICS URGENT CARE	1	3,417	638	16%	4,056
AMELIA URGENT CARE		2,437	1,589	39%	4,026
PHYSICIANS REGIONAL MEDICAL CENTER - PINE RIDGE RD	1	3,265	742	19%	4,008
MINUTECLINIC LLC # 0709		3,431	574	14%	4,005
ALTRU DIAGNOSTICS INC	2	3,836	162	4%	4,000
HOLMES REG MED CENTER CLINICAL LAB		3,475	516	13%	3,991
ADVENTHEALTH CENTRA CARE COLONIAL TOWN	2	3,563	412	10%	3,977
DESOTO MEMORIAL HOSPITAL	3	3,233	706	18%	3,942
DOCTORS TEST CENTERS		3,486	446	11%	3,932
ADVENTHEALTH CENTRA CARE		3,478	427	11%	3,905
ENGLEWOOD COMMUNITY HOSPITAL		3,542	349	9%	3,891
BAYFRONT HEALTH - PUNTA GORDA		3,566	288	7%	3,854
WELLINGTON REGIONAL MEDICAL CENTER		3,514	328	9%	3,842
ACCU REFERENCE MEDICAL LAB	9	3,016	780	20%	3,805
LAKESIDE MEDICAL CENTER		2,931	791	21%	3,722
BAYFRONT HEALTH - SPRING HILL		3,360	317	9%	3,677
MINUTE CLINIC LLC		3,191	473	13%	3,664
BAPTIST HEALTH SOUTH FLORIDA - DAVIE URGENT CARE		3,005	639	18%	3,644
MEDEXPRESS URGENT CARE CAPE CORAL		3,119	512	14%	3,631
ADVENTIST HEALTH SYSTEMS SUNBELT IN DBA		3,226	394	11%	3,620
CLARITY LAB SOLUTIONS LLC		3,608	4	0%	3,612
SIPARADIGM LLC	53	3,309	245	7%	3,607
PHARMCO RX	2	3,316	243	7%	3,561
QUICK CARE MED PL	2	2,896	644	18%	3,542
BAPTIST HEALTH SOUTH FLORIDA - WESTON URGENT CARE		3,031	426	12%	3,457
MINUTECLINIC LLC #3631		2,897	516	15%	3,413
MC DIAGNOSTIC OF CONNECTICUT, PC #2220		2,941	461	14%	3,402
MIDWAY SPECIALTY CARE CENTER DIAGNOSTICS	38	3,121	238	7%	3,397
IMMOKALEE CHD		3,155	234	7%	3,389
BARTOW REGIONAL MEDICAL CENTER	1	2,835	534	16%	3,370
HIGHLANDS REGIONAL MEDICAL CENTER		2,625	739	22%	3,364
MINUTECLINIC LLC 5852		2,870	488	15%	3,358
HEALTH FIRST ADVENTHEALTH CENTRA CARE COCOA		3,033	323	10%	3,356
MINUTECLINIC LLC #3463		2,793	534	16%	3,327
PROHEALTH	3	1,739	1,562	47%	3,304
VERILY LIFE SCIENCES		3,238	40	1%	3,278
MEDEXPRESS URGENT CARE LEHIGH ACRES		2,850	421	13%	3,271
PRECISION HEALTH SOLUTIONS		3,099	172	5%	3,271
MINUTECLINIC LLC #5249		2,623	631	19%	3,254
BAPTIST HEALTH URGENT CARE AT SAWGRASS		2,713	538	17%	3,251
BRASHEAR'S VITAL CARE CORP		2,586	664	20%	3,250
MINUTECLINIC LLC #5253		2,663	545	17%	3,208
BAPTIST HEALTH SOUTH FLORIDA - BRICKELL URGENT CARE		2,651	542	17%	3,193

COVID-19: testing by laboratory

Data through Mar 15, 2021 verified as of Mar 16, 2021 at 09:25 AM

Data in this report are provisional and subject to change.

The numbers in the table below represent the number of Florida and non-Florida residents for whom test results were received by the Department of Health. A person can be tested by more than one laboratory and can have both positive and negative results. **Therefore, the sum of the numbers in each column will be larger than the total number of people tested.**

Reporting lab	Inconclusive	Negative	Positive	Percent positive	Total
HEALTH FIRST ADVENTHEALTH CENTRA CARE MALABAR		2,828	306	10%	3,134
SELECT LABORATORIES - MARION COUNTY, FL LLC	5	2,818	306	10%	3,129
CARENOW URGENT CARE		1,938	1,188	38%	3,126
ADVENTHEALTH CENTRA CARE KIDS LAKE MARY		2,886	225	7%	3,111
MEDEXPRESS URGENT CARE - DELAND		2,783	328	11%	3,111
HOLIDAY CVS LLC DBA CVS PHARMACY #5154		3,016	84	3%	3,100
WALGREEN CO	2	2,714	341	11%	3,057
ADVENT HEALTH CENTRA CARE -WINTER PARK KIDS URGENT CARE	4	2,777	258	8%	3,039
MINUTECLINIC LLC #5190		2,509	520	17%	3,029
PRIMEHEALTH URGENT CARE INC		2,573	427	14%	3,000
ADVENT HEALTH - NEW SMYRNA		2,384	579	20%	2,963
MINUTECLINIC LLC #5854		2,483	474	16%	2,957
PARAMOUNT URGENT CARE INC		1,096	1,849	63%	2,945
MEMORIAL HOSPITAL PEMBROKE	3	2,592	343	12%	2,938
VETERANS AFFAIRS MEDICAL CENTER - ORLANDO	1	1,343	1,594	54%	2,938
BMCT Molecular Diagnostics Subsection		2,420	501	17%	2,921
MEDONE PLLC		2,196	712	24%	2,908
MARION E FETHER MEDICAL CENTER, THE		2,652	244	8%	2,896
STONE CLINICAL LABORATORIES		2,790	96	3%	2,886
WALGREENS ORLANDO	3	2,537	340	12%	2,880
MINUTECLINIC LLC #4415		2,413	453	16%	2,866
BLUE MED CONSULTANTS		2,753	108	4%	2,861
BAPTIST HEALTH - CLAY		2,468	384	13%	2,852
ACCESS POINT HEALTHCARE URGENT & PRIMARY CARE	2	2,170	673	24%	2,845
BAPTIST HEALTH EMERGENCY CENTER COUNTRY WALK	1	2,406	436	15%	2,843
MARINERS HOSPITAL	1	2,571	267	9%	2,839
MEDEXPRESS URGENT CARE - VERO BEACH		2,458	366	13%	2,824
LOWER KEYS MEDICAL CENTER		2,541	277	10%	2,818
GESSLER CLINIC	2	1,891	902	32%	2,795
NXGEN MDX LLC	5	2,491	299	11%	2,795
CELESTA MEDICAL SERVICES LLC DBA - AMERICAN RESEARCH LABS		2,541	227	8%	2,768
MINUTECLINIC LLC #3662		2,360	402	15%	2,762
SCION LAB SERVICES LLC	25	2,527	201	7%	2,753
PARAMOUNT URGENT CARE - OVIEDO		1,894	843	31%	2,737
MINUTECLINIC LLC #7886		2,361	362	13%	2,723
CITRUS MEMORIAL HOSPITAL LABORATORY		2,249	462	17%	2,711
SACRED HEART HEALTH SYSTEM, INC	1	1,835	868	32%	2,704
MINUTECLINIC, LLC #4015		2,092	597	22%	2,689
PARAMOUNT URGENT CARE - ORLANDO		1,746	928	35%	2,674
BAPTIST HEALTHCARE - GULF BREEZE HOSPITAL	3	2,209	459	17%	2,671
ADVENTHEALTH CENTRA CARE WINTER HAVEN	1	1,897	769	29%	2,667
MINUTECLINIC LLC #5214		2,282	367	14%	2,649
MEDEXPRESS FORT MYERS		2,316	329	12%	2,645
MEDEXPRESS URGENT CARE CORAL SPRINGS		2,375	267	10%	2,642
MINUTECLINIC LLC #7887		2,312	323	12%	2,635
EMERALD COAST URGENT CARE, LLC	1	1,968	660	25%	2,629
MINUTECLINIC LLC #1771		2,212	401	15%	2,613

COVID-19: testing by laboratory

Data through Mar 15, 2021 verified as of Mar 16, 2021 at 09:25 AM

Data in this report are provisional and subject to change.

The numbers in the table below represent the number of Florida and non-Florida residents for whom test results were received by the Department of Health. A person can be tested by more than one laboratory and can have both positive and negative results. **Therefore, the sum of the numbers in each column will be larger than the total number of people tested.**

Reporting lab	Inconclusive	Negative	Positive	Percent positive	Total
BAPTIST HEALTH - OAKLEAF		2,164	438	17%	2,602
ADVENTHEALTH CENTRA CARE CONWAY		2,215	382	15%	2,597
MINUTECLINIC LLC # 0514		2,292	305	12%	2,597
MINUTECLINIC LLC # 3930		2,250	346	13%	2,596
MINUTECLINIC LLC #4458		2,134	458	18%	2,592
ADVENT HEALTH - OCALA		2,124	447	17%	2,571
MINUTECLINIC LLC #3814		2,163	393	15%	2,556
MINUTECLINIC LLC #1055		2,060	490	19%	2,550
CAREFAST+	1	1,806	717	28%	2,524
MINUTECLINIC LLC #7225		2,162	351	14%	2,513
MINUTECLINIC LLC # 3686		2,158	346	14%	2,504
MINUTECLINIC LLC #3003		1,989	491	20%	2,480
KEYS AHEC SCHOOL MEDICAL CLINIC	15	2,342	122	5%	2,479
BAPTIST HEALTH SOUTH FLORIDA - MIAMI BEACH URGENT CARE		2,118	358	14%	2,476
EMERALD COAST URGENT CARE LLC		1,804	654	27%	2,458
MEDEXPRESS URGENT CARE - CLEWISTON		2,057	395	16%	2,452
BAYFRONTVENICEREGIONAL		2,354	93	4%	2,447
BAY MEDICAL CENTER SACRED HEART HEALTH SYSTEM		1,854	566	23%	2,420
MINUTECLINIC, LLC #3204		2,008	411	17%	2,419
EXACT SCIENCES LABORATORIES, LLC		2,194	219	9%	2,413
COMMUNITY HEALTH NORTHWEST FLORIDA	4	1,856	549	23%	2,409
MINUTECLINIC LLC #3257		2,007	394	16%	2,401
PHYSICIANS STAT LAB	3	1,066	1,328	55%	2,397
MINUTECLINIC LLC #3291		2,097	300	13%	2,397
MINUTECLINIC LLC #3705		2,091	293	12%	2,384
MINUTECLINIC LLC #7973		2,056	305	13%	2,361
DR G'S URGENT CARE		2,041	313	13%	2,354
WHOLE FAMILY HEALTH CENTER INC		1,954	382	16%	2,336
DONALD W ROBERTSON DO PA		1,820	508	22%	2,328
MINUTECLINIC LLC # 7933		2,048	270	12%	2,318
MINUTECLINIC, LLC #5817		1,909	407	18%	2,316
PHYSICIAN ASSOCIATES		2,068	239	10%	2,307
LEE HEALTH - COCONUT POINT CLINICAL LAB	2	1,872	433	19%	2,307
PATIENTS FIRST - THOMASVILLE ROAD		2,040	264	11%	2,304
MINUTECLINIC LLC #3748		1,874	425	18%	2,299
MEDEXPRESS URGENT CARE BOCA RATON		2,089	209	9%	2,298
PHYSICIANS PRIMARY CARE	2	2,054	233	10%	2,289
AMELIA EXPRESS CARE LLC	10	1,947	312	14%	2,269
MINUTECLINIC LLC #3255		1,978	288	13%	2,266
PHYSICIANS REGIONAL MEDICAL CENTER - COLLIER BLVD	1	1,527	730	32%	2,258
MINUTECLINIC, LLC (CLINIC 10699)		1,955	301	13%	2,256
MINUTECLINIC LLC #7173		1,975	275	12%	2,250
ADVENT HEALTH - DADE CITY		1,971	278	12%	2,249
MINUTECLINIC LLC #5069		1,878	370	16%	2,248
FLORIDA MEDICAL CLINIC	3	1,011	1,218	55%	2,232
MINUTECLINIC LLC #5924		1,906	324	15%	2,230
PRIMEHEALTH URGENT CARE	1	1,865	361	16%	2,227

COVID-19: testing by laboratory

Data through Mar 15, 2021 verified as of Mar 16, 2021 at 09:25 AM

Data in this report are provisional and subject to change.

The numbers in the table below represent the number of Florida and non-Florida residents for whom test results were received by the Department of Health. A person can be tested by more than one laboratory and can have both positive and negative results. **Therefore, the sum of the numbers in each column will be larger than the total number of people tested.**

Reporting lab	Inconclusive	Negative	Positive	Percent positive	Total
MINUTECLINIC LLC #5216		1,909	306	14%	2,215
TAMPA COMMUNITY HOSPITAL		1,893	322	15%	2,215
MINUTECLINIC LLC #4024		1,918	294	13%	2,212
MINUTECLINIC LLC # 3579		1,857	348	16%	2,205
AFC PHYSICIANS OF FLORIDA		1,676	527	24%	2,203
MINUTECLINIC LLC #3654		1,829	370	17%	2,199
MINUTECLINIC LLC #4612		1,762	431	20%	2,193
ASCENSION SACRED HEART - GULF		1,659	522	24%	2,181
CORE DIAGNOSTIC LABORATORIES LLC	17	1,837	323	15%	2,177
BOND URGENT CARE LLC		1,634	542	25%	2,176
ASSOCIATED PATHOLOGISTS, LLC	3	1,790	382	18%	2,175
CHARLES AIESI CONSULTING INC	12	1,910	253	12%	2,175
HEALTH CARE DISTRICT OF PALM BEACH COUNTY	1	1,961	201	9%	2,163
PARRISH MEDICAL CENTER	1	1,897	265	12%	2,163
MEDIQUICK URGENT CARE CENTERS INC		1,581	574	27%	2,155
UNIVERSITY OF NORTH FLORIDA STUDENT HEALTH		2,058	69	3%	2,127
MINUTECLINIC LLC #3648		1,723	396	19%	2,119
INTELEX LABS, LLC		2,042	66	3%	2,108
JUPITER MEDICAL CENTER URGENT CARE		1,613	493	23%	2,106
MINUTECLINIC LLC #3285		1,820	278	13%	2,098
EMERGENCY PHYSICIANS MEDICAL CENTER		1,001	1,074	52%	2,075
MINUTECLINIC LLC #1807		1,749	323	16%	2,072
FLOWERS HOSPITAL		1,878	188	9%	2,066
MINUTECLINIC LLC #3635		1,799	258	13%	2,057
JACKSON HOSPITAL CLINICAL LABORATORY		1,759	293	14%	2,052
AFC PHYSICIANS OF FLORIDA PA		1,560	480	24%	2,040
MINUTECLINIC LLC #4201		1,765	256	13%	2,021
NCHMD INC		1,691	312	16%	2,003
LAKE WALES MEDICAL CENTER INC		1,732	260	13%	1,992
MINUTECLINIC LLC #1821		1,791	197	10%	1,988
MEDIPATH LLC		1,628	344	17%	1,972
MINUTECLINIC LLC #476		1,706	261	13%	1,967
GENUS3		1,893	72	4%	1,965
DOC SMILEY'S URGENT CARE		1,706	247	13%	1,953
MEDEXPRESS PORT CHARLOTTE		1,772	179	9%	1,951
STEWART ROCKLEDGE HOSPITAL	1	1,674	264	14%	1,939
PENSACOLA PEDIATRICS PA	1	1,760	169	9%	1,930
MINI ER WATERFORD LAKES, THE		1,654	268	14%	1,922
MINUTECLINIC LLC #1350		1,681	241	13%	1,922
MINUTECLINIC LLC #8381		1,652	267	14%	1,919
NCH NORTHEAST	7	1,497	405	21%	1,909
MINUTECLINIC LLC #6007		1,649	256	13%	1,905
MEDFAST URGENT CARE CENTERS LLC		564	1,325	70%	1,889
MARTIN HEALTH SYSTEM - ST LUCIE WEST		1,703	174	9%	1,877
DOC SMILEYS URGENT CARE LLC		1,510	343	19%	1,853
LITTLE PINE PEDIATRICS	1	1,559	273	15%	1,833
BARDMOOR LABORATORY	9	1,544	273	15%	1,826

COVID-19: testing by laboratory

Data through Mar 15, 2021 verified as of Mar 16, 2021 at 09:25 AM

Data in this report are provisional and subject to change.

The numbers in the table below represent the number of Florida and non-Florida residents for whom test results were received by the Department of Health. A person can be tested by more than one laboratory and can have both positive and negative results. **Therefore, the sum of the numbers in each column will be larger than the total number of people tested.**

Reporting lab	Inconclusive	Negative	Positive	Percent positive	Total
MINUTECLINIC, LLC # 4469		1,567	247	14%	1,814
KETAMINE HEALTH CENTERS LLC	1	1,661	152	8%	1,814
FIU-HEALTH AUXILIARY LABORATORY	6	1,692	104	6%	1,802
OPTUM LABS LLC	1	1,618	177	10%	1,796
RIVER TOWN DIAGNOSTIC LLC		1,470	286	16%	1,756
LAKELAND REGIONAL HEALTH PABLO		1,517	221	13%	1,738
MINUTECLINIC LLC #5157		1,518	219	13%	1,737
BAPTIST HEALTH EMERGENCY CENTER AT WEST CORAL WAY		1,381	355	20%	1,736
NEIGHBORHOOD MEDICAL CENTER INC	17	1,534	182	11%	1,733
Community_Health		1,533	199	11%	1,732
MINUTECLINIC LLC #3637		1,370	342	20%	1,712
GENOME LLC	2	1,571	129	8%	1,702
SPARROW HEALTHCARE	2	1,444	254	15%	1,700
NORTH SHORE LONG ISLAND JEWISH HEALTH	1	1,606	87	5%	1,694
JW PLASTIC SURGERY		1,449	244	14%	1,693
LABORATORY SPECIALISTS OF MICHIGAN		1,399	292	17%	1,691
MINUTECLINIC LLC #1815		1,493	195	12%	1,688
MINUTECLINIC LLC #3236		1,441	247	15%	1,688
IGENOMIX USA LLC	47	1,482	157	9%	1,686
BAYFRONT HEALTH - CITRUS HILLS		1,443	212	13%	1,655
MINUTECLINIC LLC #214		1,402	241	15%	1,643
GENESIS LABORATORY MANAGEMENT	14	1,388	230	14%	1,632
LABTECH DIAGNOSTIC		1,342	286	18%	1,628
FLAGLER HOSPITAL LABORATORY	8	610	991	62%	1,609
OPTEO LABORATORY		1,566	34	2%	1,600
ELLENTON URGENT CARE		1,361	234	15%	1,595
MINUTECLINIC, LLC #3245		1,283	300	19%	1,583
SHELL POINT NURSING PAVILION	1	1,508	71	4%	1,580
ARCPOINT LABS		1,023	550	35%	1,573
MELBOURNE MEDICAL LABORATORY	2	1,365	202	13%	1,569
ASSURANCE SCIENTIFIC LABORATORIES	1	1,282	283	18%	1,566
WHITE WILSON MEDICAL CENTER		203	1,324	87%	1,527
BAPTIST HEALTH SOUTH FLORIDA - COUNTRY WALK URGENT CARE EXPRESS		1,282	229	15%	1,511
ED FRASER MEMORIAL HOSPITAL		1,267	244	16%	1,511
VA PAIN CLINIC	4	1,437	55	4%	1,496
BIOCERNA LLC	9	1,288	165	11%	1,462
ADVANCED MEDICAL OF NAPLES LLC		1,295	161	11%	1,456
VITRO MOLECULAR LABORATORIES	50	1,313	90	6%	1,453
FLORIDA DEPARTMENT OF HEALTH IN POLK COUNTY	2	1,127	322	22%	1,451
ADVANCE MEDICAL OF NAPLES		326	1,124	78%	1,450
UHEALTH DEERFIELD BEACH/UMSYLVESTER DEERFIELD BEACH LABORATORY	3	1,380	55	4%	1,438
PROJECT HEALTH, INC SUMTERVILLE	5	1,172	253	18%	1,430
UNIVERSITY OF ALABAMA AT BIRMINGHAM		1,385	44	3%	1,429
MEDICAL CONSULTANTS OF FLORIDA, LLC	2	1,193	229	16%	1,424
PATIENTS CHOICE LABORATORIES		831	592	42%	1,423
MEDEXPRESS URGENT CARE - JAX ATLANTIC BLVD		1,223	200	14%	1,423
READY RESPONDERS FLORIDA, PLLC		1,221	199	14%	1,420

COVID-19: testing by laboratory

Data through Mar 15, 2021 verified as of Mar 16, 2021 at 09:25 AM

Data in this report are provisional and subject to change.

The numbers in the table below represent the number of Florida and non-Florida residents for whom test results were received by the Department of Health. A person can be tested by more than one laboratory and can have both positive and negative results. **Therefore, the sum of the numbers in each column will be larger than the total number of people tested.**

Reporting lab	Inconclusive	Negative	Positive	Percent positive	Total
COASTAL LABORATORIES	1	1,120	287	20%	1,408
BAPTIST HEALTHCARE - JAY HOSPITAL	3	1,025	372	27%	1,400
BAPTIST HEALTH SOUTH FLORIDA - KEY BISCANE URGENT CARE EXPRESS		1,218	169	12%	1,387
PEDIATRIC HEALTH CARE ALLIANCE - NORTHDAL		1,268	117	8%	1,385
AMELIA EXPRESS CARE	1	772	599	44%	1,372
TEMPUS CLINICAL LABORATORY	10	1,210	148	11%	1,368
EUROFINS NTD, LLC		1,320	44	3%	1,364
GENOSUR LLC	1	1,348	12	1%	1,361
PARAMOUNT URGENT CARE VILLAGES		912	446	33%	1,358
ASCENSION ST VINCENT'S - SOUTHSIDE		1,309	49	4%	1,358
MIAMI JEWISH HEALTH SYSTEMS		1,290	59	4%	1,349
FIRST QUALITY LABORATORY		1,261	88	7%	1,349
TREASURE COAST MEDICAL ASSOCIATES INC		747	600	45%	1,347
UHEALTH CLINIC AT WALGREENS		1,089	254	19%	1,343
NYU HOSPITALS CENTER CLINICAL LABORATORIES		1,296	44	3%	1,340
SMA LAB	9	1,175	151	11%	1,335
CAREMED CLINIC LLC	1	1,056	276	21%	1,333
OPTUMCARE FLORIDA LLC		1,070	260	20%	1,330
CAREFAST MURABELLA		863	464	35%	1,327
ER QUICKCARE PL		1,134	187	14%	1,321
MINUTECLINIC LLC #8927		1,128	192	15%	1,320
PROHEALTH MEDICAL CLINIC		684	621	48%	1,305
PATIENTS FIRST LAKE ELLA MEDICAL CENTER		1,159	144	11%	1,303
SPECTOR SCIENTIFIC LAB	11	695	590	46%	1,296
MINUTECLINIC LLC #5187		1,127	160	12%	1,287
VRL EUROFINS		1,243	37	3%	1,280
VAVA PARTNERS LLC		478	797	63%	1,275
INNOVATIVE TRANSFUSION MEDICINE, INC	11	1,094	167	13%	1,272
TOM LEE COMMUNITY HEALTH CENTER		831	438	35%	1,269
APALACHEE CORRECTIONAL INSTITUTION EAST UNIT		1,241	26	2%	1,267
PREMIER MEDICAL	2	1,169	94	7%	1,265
ST ANNES NURSING CENTER		1,237	25	2%	1,262
HOLIDAY CVS LLC DBA CVSPHARMACY #5155		1,185	57	5%	1,242
PALM BAY HOSPITAL CLINICAL LABORATORY		865	361	29%	1,226
SOLARIS HEALTHCARE PALATKA		1,113	104	9%	1,217
CLINICORE		1,124	91	7%	1,215
XPRESS URGENT CARE	4	1,026	181	15%	1,211
LAB24 INC	3	534	673	56%	1,210
MYTEST DIAGNOSTICS		1,147	62	5%	1,209
SUNRISE URGENT CARE ASSOCIATES LLC D/B/A	9	796	400	33%	1,205
ACCESS MEDICAL LABS		746	448	38%	1,194
MINUTECLNIC LLC		1,051	133	11%	1,184
STAGEZERO LIFE SCIENCES INC	3	1,078	99	8%	1,180
ST PETERSBURG PEDIATRICS	1	1,060	113	10%	1,174
NORTH FLORIDA PEDIATRICS-TALLAHASSEE	1	1,071	99	8%	1,171
ADVENTHEALTH CENTRA CARE TRINITY		1,019	151	13%	1,170
EPN URGENT CARE NAPLES	2	792	376	32%	1,170

COVID-19: testing by laboratory

Data through Mar 15, 2021 verified as of Mar 16, 2021 at 09:25 AM

Data in this report are provisional and subject to change.

The numbers in the table below represent the number of Florida and non-Florida residents for whom test results were received by the Department of Health. A person can be tested by more than one laboratory and can have both positive and negative results. **Therefore, the sum of the numbers in each column will be larger than the total number of people tested.**

Reporting lab	Inconclusive	Negative	Positive	Percent positive	Total
PARAMOUNT URGENT CARE - CLERMONT		686	479	41%	1,165
ADVANCED DIAGNOSTIC LABORATORY		1,116	47	4%	1,163
PROFESSIONAL HEALTH EXAMINERS DBA PROHEALTH	1	939	220	19%	1,160
COASTAL PEDIATRIC GROUP		990	154	13%	1,144
ADDICTION LABS OF AMERICA	3	1,063	78	7%	1,144
NAPLES URGENT CARE	1	733	408	36%	1,142
BIO-TECH CLINICAL LABORATORIES INC		995	146	13%	1,141
PALM HARBOR PHARMACY		988	150	13%	1,138
CAPSTONE HEALTHCARE		802	330	29%	1,132
VERITAS GENETICS	61	943	119	11%	1,123
NORTH FLORIDA PEDIATRICS - LAKE CITY		905	210	19%	1,115
ARCPPOINT LABS OF CORAL SPRINGS FL		984	120	11%	1,104
PROJECT HEALTH INC	4	939	156	14%	1,099
XYZ LABORATORY	8	942	146	13%	1,096
STEWART REFERENCE LABORATORY	1	611	483	44%	1,095
USF MORSANI CENTER FOR ADVANCED HEALTH CARE		955	132	12%	1,087
RAINBOW RIVER MEDICAL LABORATORY		977	83	8%	1,060
HENDRY REGIONAL MEDICAL CENTER CLINICAL LABORATORY		809	248	23%	1,057
CARENOW URGENT CARE – FORT PIERCE		735	317	30%	1,052
ABSOLUTE GENOMICS	1	850	193	18%	1,044
PRIMARY CARE OF THE TREASURE COAST		912	132	13%	1,044
PRIMARY CARE SOUTH INC		640	404	39%	1,044
BROWNWOOD CARE CENTER		885	143	14%	1,028
GENEIQ		970	55	5%	1,025
LPG COCONUT POINT		841	172	17%	1,013
PROFESSIONAL HEALTH EXAMINERS		864	144	14%	1,008
LENCO MEDICAL LABORATORY		958	48	5%	1,006
QUICK CARE MED		769	236	23%	1,005
VERITOR		850	152	15%	1,002
NORTH VISTA HOSPITAL LABORATORY		851	143	14%	994
LAKELAND REGIONAL HEALTH - PWC/OB		36	954	96%	990
PHAROS HEALTH		736	244	25%	980
MINUTECLINIC, LLC DBA MINUTECLINIC #4717		937	41	4%	978
PEDIATRICS OF CENTRAL FLORIDA PA	20	890	50	5%	960
TYNDALL AIR FORCE BASE		752	206	22%	958
CATALYST WALK IN CLINIC		757	197	21%	954
GROWING TOGETHER PEDIATRICS LLC		895	58	6%	953
THE HEALTH CENTER OF PLANT CITY		862	75	8%	937
FISHERMENS HOSPITAL CLINICAL LAB		852	84	9%	936
HISTOPATHOLOGY SERVICES, LLC		831	105	11%	936
VRL EUROFINs - DALLAS		920	13	1%	933
HEALTH CENTRAL CLINICAL LABORATORY		850	77	8%	927
INTERLACHEN PEDIATRICS		893	34	4%	927
GRAVITY DIAGNOSTICS, LLC	3	803	119	13%	925
GENE TOX WORLDWIDE	60	736	125	14%	921
INTEGRITY LABORATORIES, LLC	4	752	164	18%	920
NORTH FLORIDA PEDIATRICS PA - SUWANNEE	3	789	125	14%	917

COVID-19: testing by laboratory

Data through Mar 15, 2021 verified as of Mar 16, 2021 at 09:25 AM

Data in this report are provisional and subject to change.

The numbers in the table below represent the number of Florida and non-Florida residents for whom test results were received by the Department of Health. A person can be tested by more than one laboratory and can have both positive and negative results. **Therefore, the sum of the numbers in each column will be larger than the total number of people tested.**

Reporting lab	Inconclusive	Negative	Positive	Percent positive	Total
PENSACOLA PEDIATRICS	2	668	236	26%	906
UNIVERSITY OF WEST FLORIDA STUDENT HEALTH SERVICES	1	779	124	14%	904
FAST TRACK URGENT CARE CENTER		4	896	100%	900
WOODLANDS MEDICAL SPECIALISTS		638	261	29%	899
COVANCE CLINICAL RESEARCH UNIT INC		872	24	3%	896
TACACHALE CLINICAL LABORATORY	1	847	48	5%	896
INTERLACHEN PEDIATRICS PA		852	39	4%	891
CAPE CANAVERAL HOSPITAL		622	268	30%	890
EAST LAKE PEDIATRICS		768	109	12%	877
C.W. BILL YOUNG VA MEDICAL CENTER	1	21	850	97%	872
BAPTIST HEALTH - MD ANDERSON CANCER CENTER		867	5	1%	872
LEE COUNTY EMERGENCY MEDICAL SERVICE	1	746	117	14%	864
STATMED OCALA	4	699	161	19%	864
ADVENTHEALTH EXPRESS CARE AT WALGREENS		751	112	13%	863
CREEKSIDE CARE CENTER	1	709	148	17%	858
NORTH FLORIDA PEDIATRICS PA	2	737	113	13%	852
CONSULATE HEALTH CARE OF NEW PORT RICHEY	2	716	124	15%	842
HALIFAX MEDICAL CENTER-PORT ORANGE LAB		717	121	14%	838
DEPARTMENT OF CLINICAL LABS		819	18	2%	837
WILLIAM OWEN PASS PARK		717	104	13%	821
NORTH SHORE LIJ URGENT CARE PC		773	47	6%	820
CVS HEALTH		640	178	22%	818
COASTAL PHYSICIANS, LLC		661	157	19%	818
FLORIDA HOSPITAL ORLANDO		743	74	9%	817
ASAP LABS LLC	7	655	151	19%	813
Point of Care Testing	1	116	695	86%	812
MOLECULAR TESTING LABS		758	53	7%	811
ASCENSION ST VINCENT'S - CLAY		775	35	4%	810
REDI MED LLC		651	158	20%	809
ENCOMPASS HEALTH		782	21	3%	803
CHILDRENS MEDICAL ASSOCIATION		729	72	9%	801
PALM BEACH ATLANTIC UNIVERSITY		781	19	2%	800
NITE LITE PEDIATRICS		234	564	71%	798
CRUCIAL CARE EMERGENCY MEDICINE DOCTORS		639	158	20%	797
AMERICAN FAMILY CARE PENSACOLA WEST		260	533	67%	793
JACKSONVILLE BEACH PEDIATRIC CARE CENTER		727	64	8%	791
Tampa Lakes Health and Rehabilitation Center	2	716	73	9%	791
LOOP PEDIATRICS PA	3	665	122	15%	790
NORTH OKALOOSA MEDICAL CENTER		456	333	42%	789
FAMILY HEALTH CENTERS OF SWF LABS	2	696	90	11%	788
NONE		308	479	61%	787
DYNIX DIAGNOSTICS	2	527	257	33%	786
PRIMARY CARE SERVICES AT INDIAN RIVER ESTATES		758	24	3%	782
CARE ONE OF FLORIDA LLC		536	243	31%	779
PRIMARY CARE SERVICES AT ST ANDREWS ESTATES		775			775
NCHMD, INC SOUTHEAST IMMEDIATE CARE		595	173	23%	768
MIDWAY SPECIATLY CARE CENTER		544	221	29%	765

COVID-19: testing by laboratory

Data through Mar 15, 2021 verified as of Mar 16, 2021 at 09:25 AM

Data in this report are provisional and subject to change.

The numbers in the table below represent the number of Florida and non-Florida residents for whom test results were received by the Department of Health. A person can be tested by more than one laboratory and can have both positive and negative results. **Therefore, the sum of the numbers in each column will be larger than the total number of people tested.**

Reporting lab	Inconclusive	Negative	Positive	Percent positive	Total
MACDILL AIR FORCE BASE		712	51	7%	763
VITAS HEALTHCARE CORPORATION OF FLA	1	755	5	1%	761
VENICE REGIONAL BAYFRONT HEALTH (PULMONARY)		637	123	16%	760
CENTRAL FLORIDA HEALTH CARE INC		649	110	14%	759
Victoria Nursing and Rehabilitation Center		704	53	7%	757
24 HOUR PEDIATIC CARE CENTER	4	695	55	7%	754
NORTHEAST FLORIDA NEUROLOGY CLINICS, INC		637	113	15%	750
CALHOUN LIBERTY HOSPITAL		589	159	21%	748
ANY LAB TEST NOW	1	502	242	32%	745
DOCTOR'S MEMORIAL HOSPITAL		577	165	22%	742
SOLARIS HEALTHCARE CHARLOTTE HARBOR		690	47	6%	737
CLINICAL PATHOLOGY LABS INC		664	73	10%	737
SANTA ROSA MEDICAL GROUP		575	161	22%	736
AMERICAN MEDICAL RESPONSE		728	8	1%	736
WILLOWBROOKE COURT AT EDGEWATER POINTE ESTATES		726	9	1%	735
LIFE CARE CENTER OF NEW PORT RICHEY		700	34	5%	734
ADVENT HEALTH LAB - ORLANDO		434	298	41%	732
TELESCOPE HEALTH LLC	4	614	113	15%	731
PALACE NURSING HOME & REHAB CENTER		692	36	5%	728
ORLANDO HEALTH AND REHAB CENTER		683	44	6%	727
NORTH FLORIDA MEDICAL GROUP		578	144	20%	722
LAB DOCTOR		632	86	12%	718
DISNEY COVID TEST SITE		703	13	2%	716
ETHOS WELLNESS PHARMACY		668	43	6%	711
KENDALL HEALTHCARE PROPERTIES DBA	2	680	27	4%	709
EAST LAKE PEDIATRICS PA		643	66	9%	709
VIERA HOSPITAL, INC		552	157	22%	709
POINT WASHINGTON MEDICAL CLINIC	1	507	201	28%	709
GRAND COURT TAMPA		701	4	1%	705
PALM GARDEN OF PORT SAINT LUCIE		694	9	1%	703
GULF COAST VILLAGE		668	33	5%	701
Crestview Rehabilitation Center	5	565	129	18%	699
BREVARD HEALTH ALLIANCE		437	260	37%	697
FLORIDA GULF COAST UNIVERSITY		505	186	27%	691
PREMIER MEDICAL LABORATORY SERVICES	2	463	225	33%	690
FLAGLER COUNTY HEALTH DEPARTMENT	3	534	146	21%	683
PHYSICIANS STAT LAB INC		597	85	12%	682
PEBBLEBROOK PHARMACY	1	565	113	17%	679
NCH HEALTHCARE SYSTEM MICROBIOLOGY LAB		2	674	100%	676
SPRING HILL HEALTH AND REHABILITATION CENTER		649	24	4%	673
MINI ER ADULT AND PEDIATRIC URGENT CARE		574	98	15%	672
ADVENTHEALTH MEDICAL GROUP PROMPT CARE		485	187	28%	672
BOND AND STEELE CLINIC PA		475	194	29%	669
MOORINGS PARK INSTITUTE, INC, THE		640	27	4%	667
GOLDEN GATE FAMILY CLINIC		220	447	67%	667
PALM GARDEN OF VERO BEACH		626	40	6%	666
MEDICAL FP - WHOLE FAMILY HEALTH CENTER		543	120	18%	663

COVID-19: testing by laboratory

Data through Mar 15, 2021 verified as of Mar 16, 2021 at 09:25 AM

Data in this report are provisional and subject to change.

The numbers in the table below represent the number of Florida and non-Florida residents for whom test results were received by the Department of Health. A person can be tested by more than one laboratory and can have both positive and negative results. **Therefore, the sum of the numbers in each column will be larger than the total number of people tested.**

Reporting lab	Inconclusive	Negative	Positive	Percent positive	Total
GULF COAST MOLECULAR LABORATORIES	13	546	102	15%	661
TREE HOUSE PEDIATRICS PLLC		592	67	10%	659
EXPRESS PHARMACY		607	49	7%	656
LIFE CARE CENTER OF PENSACOLA		606	49	7%	655
MOUNT SINAI LABORATORY		625	29	4%	654
POINT OF CARE TESTING SITE		630	24	4%	654
MAIN STREET MEDICAL CENTER		131	522	80%	653
SOUTHEAST ALABAMA MEDICAL CENT		599	53	8%	652
JOHN KNOX VILLAGE HEALTH CENTER		628	23	4%	651
AUGUSTUS LABS LLC		526	125	19%	651
MAVERICK LABS		460	188	29%	648
MANOR PINES CONVALESCENT CENTER LLC	1	626	21	3%	648
ST JOHN'S NURSING CENTER		623	23	4%	646
ORANGE BLOSSOM FAMILY HEALTH		613	28	4%	641
BROAD INSTITUTE CLINICAL SEQUENCING RESEARCH PLATFORM	2	609	28	4%	639
SUWANNEE HEALTH AND REHABILITATION CENTER		633	5	1%	638
VETERANS AFFAIRS MEDICAL CENTER	1	41	594	93%	636
AMERICAN SCIENTIFIC LABORATORIES LLC		628	5	1%	633
EMERALD COAST PEDIATRICS		619	11	2%	630
LIFE CARE CENTER OF ORANGE PARK		598	30	5%	628
CITY MEDICAL OF NEW JERSEY, PC		568	55	9%	623
BOCA GRANDE HEALTH CLINIC		593	30	5%	623
THE PRESERVE		614	9	1%	623
FORT MYERS INTERNAL MEDICINE, LLC		560	63	10%	623
HOLMES REGIONAL MEDICAL CENTER		5	617	99%	622
PEDIATRIC HEALTHCARE ALLIANCE		584	36	6%	620
LIFE CARE CENTER OF HILLIARD		597	22	4%	619
CLEWISTON NURSING AND REHABILITATION CENTER		607	12	2%	619
Fernandina Beach Rehabilitation and Nursing Center	1	599	19	3%	619
MID-FLORIDA PATHOLOGY		468	149	24%	617
MANOR CARE HEALTH SERVICES - FT MYERS		591	26	4%	617
FAMILY HEALTH CENTERS OF SOUTHWEST FLORIDA INC		544	72	12%	616
GOLDEN GLADES NURSING & REHABILITATION CTR		600	16	3%	616
CLINICAL ENTERPRISE, INC		592	21	3%	613
HOLY CROSS HOSPITAL		12	598	98%	610
SEBASTIAN RIVER MEDICAL CENTER	2	440	167	27%	609
AFC URGENT CARE CLEARWATER	1	123	485	80%	609
PEDIATRIC HEALTHCARE ALLIANCE PA		552	51	8%	603
CYPRESS VILLAGE	1	578	24	4%	603
WILLOW BROOKE COURT AT INDIAN RIVER ESTATES		558	43	7%	601
VETERANS AFFAIRS MEDICAL CENTER - JAMES A HALEY			601	100%	601
PATIENTS FIRST - MAHAN DRIVE		164	436	73%	600
EDEN SPRINGS NURSING AND REHAB CENTER		489	110	18%	599
BUFFALO CROSSING HEALTHCARE & REHABILITATION CTR		583	15	3%	598
VITAS HEALTHCARE CORP OF CENTRAL FL		573	24	4%	597
CONSULATE HEALTHCARE OF VERO BEACH	14	500	82	14%	596
LIFE CARE CENTER OF PALM BAY□		438	155	26%	593

COVID-19: testing by laboratory

Data through Mar 15, 2021 verified as of Mar 16, 2021 at 09:25 AM

Data in this report are provisional and subject to change.

The numbers in the table below represent the number of Florida and non-Florida residents for whom test results were received by the Department of Health. A person can be tested by more than one laboratory and can have both positive and negative results. **Therefore, the sum of the numbers in each column will be larger than the total number of people tested.**

Reporting lab	Inconclusive	Negative	Positive	Percent positive	Total
BROOKDALE FORT MYERS CYPRESS LAKE		590	2	0%	592
J AND G MEDICAL GROUP LLC		486	105	18%	591
DIAMOND RIDGE HEALTH AND REHABILITATION		557	32	5%	589
CARITHERS PEDIATRIC GROUP		533	52	9%	585
MAYFLOWER ASSISTED LIVING		576	6	1%	582
EMERALD SHORES HEALTH AND REHABILITATION		484	97	17%	581
SHORELINE PHYSICIAN GROUP		364	216	37%	580
NSPIRE HEALTHCARE MIAMI LAKES	8	558	14	2%	580
WATSON THERAPEUTICS INC	1	552	24	4%	577
HMA SANTA ROSA MEDICAL CENTER LLC DBA		455	122	21%	577
DAVITA LABORATORY		471	104	18%	575
THERADOC		152	422	74%	574
MEDONE URGENT CARE CENTER		350	223	39%	573
MEDICAL VB		451	121	21%	572
TENNESSEE DOH - NASHVILLE	2	504	66	12%	572
BALDWIN PEDIATRICS	1	541	28	5%	570
BOND CLINIC PA PEDIATRICS DEPT		522	47	8%	569
MEDICAL CENTER OF DELTONA, INC		474	95	17%	569
BALDOMERO LOPEZ STATE VETERANS NURSING HOME	2	562	4	1%	568
COLLIER URGENT CARE CENTERS CREEKSIDE		514	52	9%	566
CONTINENTAL CLINICAL RESEARCH, LLC		519	45	8%	564
NCH HEALTHCARE BONITA		433	131	23%	564
PALM GARDEN OF TAMPA		534	29	5%	563
ECCOLAB GROUP	1	147	413	74%	561
MANOR CARE NURSING CENTER OF SARASOTA FL LLC		470	87	16%	557
WHITE-WILSON MEDICAL CENTER - FORT WALTON BEACH		536	20	4%	556
CLIFFORD CHESTER SIMS STATE VETERANS		542	12	2%	554
NEMOURS CHILDERN'S HOSPITAL		453	98	18%	551
The Sands at South Beach		547	4	1%	551
EXPRESS URGENT CARE LLC		1	550	100%	551
SABAL PALMS HEALTH AND REHAB		498	51	9%	549
Plantation Bay Rehabilitation Center		523	24	4%	547
VITAE DIAGNOSTICS		534	13	2%	547
Signature HealthCare Center of Waterford		516	31	6%	547
PIONEER CLINICAL LAB LLC		441	103	19%	544
COASTAL URGENT CARE		428	116	21%	544
NCF DIAGNOSTICS & DNA TECHNOLOGIES	15	211	318	58%	544
DOCTORS CENTER,THE		432	111	20%	543
SOLARIS HEALTHCARE LAKE CITY		444	99	18%	543
BAPTIST PRIMARY CARE	2	435	106	20%	543
VETERANS AFFAIRS MEDICAL CENTER - GAINESVILLE		3	539	99%	542
VETERANS AFFAIRS MEDICAL CENTER - BAY PINES		18	523	97%	541
OCALA FAMILY MEDICAL CENTER INC	2	472	66	12%	540
MEDONE URGENT CARE AT ST. AUGUSTINE		144	394	73%	538
CLARITY LABS		464	70	13%	534
AMERICA'S PHARMACY LLC		473	59	11%	532
VILLA MARIA NURSING & REHAB CENTER INC	1	516	13	2%	530

COVID-19: testing by laboratory

Data through Mar 15, 2021 verified as of Mar 16, 2021 at 09:25 AM

Data in this report are provisional and subject to change.

The numbers in the table below represent the number of Florida and non-Florida residents for whom test results were received by the Department of Health. A person can be tested by more than one laboratory and can have both positive and negative results. **Therefore, the sum of the numbers in each column will be larger than the total number of people tested.**

Reporting lab	Inconclusive	Negative	Positive	Percent positive	Total
VALENCIA HILLS HEALTH AND REHABILITATION CENTER		517	13	2%	530
CHILDRENS MEDICAL ASSOCIATION PA		470	59	11%	529
DOH – INDIAN RIVER		450	79	15%	529
MEDICAL CENTER CLINIC-IMMEDIATE CARE	1	423	104	20%	528
MED FAST URGENT CARE CENTER		260	268	51%	528
RESTORE HEALTH URGENT CARE		413	112	21%	525
HEARTLAND PEDIATRICS OF LAKE WALES		470	55	10%	525
PALMETTO FAMILY HEALTHCARE	1	338	185	35%	524
PALM GARDEN OF CLEARWATER		505	18	3%	523
HARBOUR HEALTH CENTER		508	15	3%	523
RICARDO NAVARRO DO PA		450	72	14%	522
FOUNTAIN MANOR HEALTH AND REHAB CENTER	1	499	19	4%	519
CHILDRENS CLINIC WEST FLORIDA PEDIATRICS		473	45	9%	518
JACKSON MEMORIAL PERDUE MEDICAL CENTER		491	26	5%	517
RAINBOW PEDIATRIC CENTER PA		479	34	7%	513
MEDFAST URGENT CARE CENTERS		231	281	55%	512
FLORIDA DEPARTMENT OF HEALTH IN CALHOUN COUNTY		385	126	25%	511
NEW YORK HOSPITAL LABORATORIES	1	497	12	2%	510
BREVARD HEALTH ALLIANCE INC, THE		484	24	5%	508
SOUTHERN OAKS CARE CENTER	1	470	37	7%	508
MEMORIAL PEMBROKE 24/7 CARE CENTER		387	120	24%	507
FLORIDA DEPARTMENT OF HEALTH CLAY COUNTY	1	407	98	19%	506
RIVER GARDEN HEBREW HOME FOR THE AGED		452	54	11%	506
DXTERITY DIAGNOSTICS	2	473	31	6%	506
PALM GARDEN OF JACKSONVILLE☐	2	422	80	16%	504
ENZO CLINICAL LABS INC	3	476	25	5%	504
ST CLOUD REGIONAL MEDICAL CENTER CLINICAL LAB		394	106	21%	500
MICHAEL A MIDDLETON MD PA☐		481	19	4%	500
ARCPOINTS LABS		435	65	13%	500
The Manor at Blue Water Bay		440	60	12%	500
CLINICAL PATHOLOGY LABS		388	111	22%	499
JACKSON MEMORIAL LONG TERM CARE CENTER		475	24	5%	499
FIRST CHOICE PEDIATRICS		407	91	18%	498
UNIVERSITY OF TAMPA INC, THE		487	9	2%	496
HEALTH CENTER AT BRENTWOOD	1	450	44	9%	495
WEST GABLES HEALTH CARE CENTER		484	10	2%	494
PHYSICIANS PRIMARY CARE LAB	1	427	64	13%	492
SANDBAY URGENT CARE		396	95	19%	491
ASCEND CLINICAL	5	415	71	14%	491
CITRUS NURSING CENTER LLC		443	46	9%	489
HILLCREST HEALTH CARE & REHABILITATION CENTER	3	471	14	3%	488
SUSANNA WESLEY HEALTH CENTER		451	36	7%	487
AFC URGENT CARE FAMILY CARE			487	100%	487
BROWARD PARTNERSHIP	6	473	8	2%	487
THE PALACE AT HOMESTEAD	1	465	20	4%	486
MANOR OAKS NURSING & REHAB CENTER	5	478	2	0%	485
NORTH FLORIDA RETIREMENT VILLAGE		479	2	0%	481

COVID-19: testing by laboratory

Data through Mar 15, 2021 verified as of Mar 16, 2021 at 09:25 AM

Data in this report are provisional and subject to change.

The numbers in the table below represent the number of Florida and non-Florida residents for whom test results were received by the Department of Health. A person can be tested by more than one laboratory and can have both positive and negative results. **Therefore, the sum of the numbers in each column will be larger than the total number of people tested.**

Reporting lab	Inconclusive	Negative	Positive	Percent positive	Total
HOPE HOSPICE AND COMMUNITY SERVICES INC	14	448	18	4%	480
SPEARHEAD MEDICAL		417	62	13%	479
HARTS HARBOR HEALTH CARE CENTER		457	21	4%	478
LAUDERDALE NURSING CENTER LLC	1	458	19	4%	478
SHORE ACRES CARE CENTER		442	35	7%	477
Good Samaritan Society Kissimmee Village		411	65	14%	476
HERON POINTE HEALTH AND REHABILITATION	1	470	3	1%	474
FLORIDA HOSPITAL WAUCHULA		338	135	29%	473
BENTON PEDIATRICS INC		425	48	10%	473
MANOR AT CARPENTERS		445	27	6%	472
FLO-MEDILAB SERVICES LLC		189	282	60%	471
MOBILE MEDICAL ASSOCIATES PL	17	406	47	10%	470
FG RAPID RESULTS	2	203	265	56%	470
DBI HEALTH INC		454	15	3%	469
PENSACOLA PEDIATRICS PA - TIGER POINT	18	443	8	2%	469
SIGNATURE HEALTHCARE OF BROOKWOOD GARDENS		463	6	1%	469
NAVAL HOSPITAL - JACKSONVILLE		136	333	71%	469
CARENOW	2	261	205	44%	468
PARKLANDS FACILITY INC	4	422	42	9%	468
LITTLE PINE PEDIATRICS PLLC	3	407	58	12%	468
Quest Diag Unspecifd	1	317	150	32%	468
ORLANDO HEALTH CENTER FOR REHABILITATION		454	13	3%	467
PALM GARDEN OF ORLANDO		433	33	7%	466
SEMINOLE NURSING PAVILION		458	8	2%	466
AFC URGENT CARE TYRONE		2	464	100%	466
CARE ONE OF FLORIDA	1	318	146	31%	465
AFC URGENT CARE SEMINOLE			464	100%	464
THE PALACE MANAGEMENT - THE PALACE AT CORAL GABLES		459	3	1%	462
STEWART SEBASTIAN RIVER MEDICAL CENTER		406	56	12%	462
BROOKDALE PALMER RANCH	1	403	57	12%	461
MEDSCAN LABORATORY INC	1	242	214	47%	457
Williston Care Center		395	61	13%	456
CLARIDGE HOUSE NURSING CENTER		437	18	4%	455
ELLENTON PEDIATRICS		435	18	4%	453
Palm Garden of Largo		449	4	1%	453
Q ANSWER LAB	1	392	59	13%	452
PW WINDERMERE SUBTENANT LLC		450	1	0%	451
SOLARIS HEALTHCARE OSCEOLA		428	23	5%	451
NEW YORK PRESBYTERIAN - CUMC CLINICAL		431	18	4%	449
FLORIDA HOSPITAL MEDICAL GROUP		271	178	40%	449
Solaris HealthCare Windermere		415	32	7%	447
VITAS LUTHERAN TOWERS INPATIENT PROGRAM		382	64	14%	446
NURSING PLUS OF BROWARD LLC	1	426	18	4%	445
NEW PLANT CITY FAMILY CARE	1	237	207	47%	445
RUSKIN HEALTH CENTER		267	178	40%	445
DIAMOND RIDGE HEALTH AND REHABILITATION CENTER		422	22	5%	444
NORTH FLORIDA REHABILITATION & SPECIALTY CARE☐		436	6	1%	442

COVID-19: testing by laboratory

Data through Mar 15, 2021 verified as of Mar 16, 2021 at 09:25 AM

Data in this report are provisional and subject to change.

The numbers in the table below represent the number of Florida and non-Florida residents for whom test results were received by the Department of Health. A person can be tested by more than one laboratory and can have both positive and negative results. **Therefore, the sum of the numbers in each column will be larger than the total number of people tested.**

Reporting lab	Inconclusive	Negative	Positive	Percent positive	Total
BETHESDA HEALTH URGENT CARE		356	85	19%	441
CONSULATE HEALTH CARE OF BAYONET POINT	4	430	7	2%	441
SMA SPECIALTY MEDICAL LAB		119	321	73%	440
EMERITUS AT NAPLES	2	437	1	0%	440
MILLER BIOCONNECT		397	42	10%	439
MINUTECLINIC LLC, #10357		437	1	0%	438
GANDY CROSSING CARE CENTER	1	423	14	3%	438
PALM GARDEN OF WINTER HAVEN	3	418	16	4%	437
PRO HEALTH		188	248	57%	436
SUNSHINE URGENT CARE LLC		288	147	34%	435
NAPLES CHILDREN'S URGENT CARE		382	53	12%	435
ST ANDREWS BAY SKILLED NURSING & Ocala Health and Rehabilitation Center		374	60	14%	434
Darcy Hall Of Life Care		412	21	5%	433
Cypress Cove Care Center		420	13	3%	433
HEALTHY STEPS PEDIATRICS		333	100	23%	433
MEDIPATH		385	47	11%	432
APP-UNIPATH, LLC		19	412	96%	431
AVECINA MEDICAL JULINGTON	2	414	15	3%	431
FLORIDA DEPT OF HEALTH IN BREVARD COUNTY	1	240	189	44%	430
PALM GARDEN OF OCALA	3	363	63	15%	429
BROOKSVILLE HEALTHCARE CENTER LLC		330	98	23%	428
ANCIENT CITY PEDIATRICS		414	13	3%	427
Solaris Healthcare Daytona	1	407	16	4%	424
EPN URGENT CARE	2	375	46	11%	423
Colonial Lakes Health Care		83	339	80%	422
Bardmoor Oaks Healthcare and Rehabilitation Center		384	38	9%	422
LEHIGH REGIONAL MEDICAL CENTER LAB		410	11	3%	421
GARCIA CLINICAL LABORATORY	2	372	47	11%	421
WHITE WILSON MEDICAL CENTER PA - NAVARRE		28	392	93%	420
STARKE FAMILY MEDICAL CENTER		308	112	27%	420
SANTA ROSA CENTER FOR REHABILITATION AND HEALING		330	89	21%	419
ABBAY DELRAY		350	69	16%	419
SOLARIS HEALTHCARE MERRITT ISLAND		412	6	1%	418
TIDEWELL HOSPICE INC		374	41	10%	415
LIFEBRITE	2	405	7	2%	414
ROLLINS COLLEGE WELLNESS CENTER	1	211	198	48%	410
MAGNOLIA FAMILY URGENT CARE		130	280	68%	410
MINUTECLINIC LLC #3671		370	40	10%	410
ADDINGTON PLACE AT WELLINGTON GREEN		366	44	11%	410
VITAS HEALTHCARE CORPORATION		400	9	2%	409
FLORIDA DEPARTMENT OF HEALTH		404	5	1%	409
ORCHARD PARK HEALTH & REHABILITATION		359	49	12%	408
TIDE LABORATORIES		401	5	1%	406
Timberridge Center for Rehabilitation and Healing		362	43	11%	405
FHMG FLORIDA HOSPITAL MEDICAL GROUP		370	34	8%	404
CLERMONT HEALTH AND REHABILITATION CENTER		366	38	9%	404
		372	32	8%	404

COVID-19: testing by laboratory

Data through Mar 15, 2021 verified as of Mar 16, 2021 at 09:25 AM

Data in this report are provisional and subject to change.

The numbers in the table below represent the number of Florida and non-Florida residents for whom test results were received by the Department of Health. A person can be tested by more than one laboratory and can have both positive and negative results. **Therefore, the sum of the numbers in each column will be larger than the total number of people tested.**

Reporting lab	Inconclusive	Negative	Positive	Percent positive	Total
HOSPICE OF THE FLORIDA SUNCOAST,THE		401	3	1%	404
FLOMEDILAB		184	219	54%	403
Manatee Springs Rehabilitation and Nursing Center		382	20	5%	402
FLORIDA DEPARTMENT OF HEALTH IN LIBERTY COUNTY	3	303	96	24%	402
INDIAN RIVER CTR, LLC		352	50	12%	402
TREASURE COAST COMMUNITY HEALTH	3	332	66	16%	401
GOOD SAMARITAN CENTER		398	3	1%	401
ASSOCIATESMD MEDICAL GROUP INC		341	59	15%	400
AFC URGENT CARE		68	331	83%	399
Destin Healthcare and Rehabilitation Center	1	357	40	10%	398
ADVENTHEALTH EXPRESS CARE AT		326	72	18%	398
SOLARIS HEALTHCARE BAYONET POINT		381	16	4%	397
ORLANDO VA MEDICAL CENTER			395	100%	395
ABBOTT DIAGNOSTICS		377	18	5%	395
PINES OF SARASOTA		389	5	1%	394
AMEERAH LABS, LLC	2	310	82	21%	394
ADVENTHEALTH MEDICAL GROUP PROMPT CAR	1	279	114	29%	394
MINI ER AND URGENT CARE		289	105	27%	394
QUALITOX LABORATORIES		216	176	45%	392
SUNLAND MARIANNA COX MEDICAL CENTER		347	43	11%	390
MOOSEHAVEN HEALTH CENTER		352	38	10%	390
BARBER		13	376	97%	389
FAMILY CARE PARTNERS OF NORTHEAST FLORIDA LLC		313	74	19%	387
PALMS OF SEBRING		353	34	9%	387
ST PETERSBURG PEDIATRICS-PARK BLVD		352	34	9%	386
BAPTIST PRIMARY CARE, INC		357	28	7%	385
HEALTHWORKS MED GROUP OF FLORIDA PA	3	374	8	2%	385
LIFE CARE PONTE VEDRA INC		375	9	2%	384
PEDIATRICS BY THE SEA		368	15	4%	383
DIAGNOSTIC & CLINICAL CARE SERVICES INC DBA		306	76	20%	382
BLOUNTSTOWN REHABILITATION CENTER LLC		276	106	28%	382
BROOKDALE PADDOCK HILLS	2	377	2	1%	381
SOUTHERN LABORATORY SERVICES OF NWF		346	34	9%	380
VILLAGE DOCTORS OF KEYSTONE		299	81	21%	380
PEDIATRIC ASSOCIATES OF OCALA PA		349	31	8%	380
BARTON HEALTH ALLIANCE	3	331	45	12%	379
QUOTIENT SCIENCES		364	13	3%	377
BAYA PHARMACY WEST		8	368	98%	376
UNIVERSITY OF TAMPA STUDENT HEALTH AND SHC CLINICAL LABORATORY		224	152	40%	376
Bayside Care Center	1	354	20	5%	375
TRI-COUNTY NURSING AND REHABILITATION CENTER INC		360	15	4%	375
FAIR HAVENS CENTER, OPCO		367	7	2%	374
ADVENTHEALTH EXPRESS CARE AT WALGREENS 49TH STREET		317	57	15%	374
PORT SAINT LUCIE HOSPITAL		365	9	2%	374
UR MEDICINE LABS- CENTRAL LABORATORY		351	23	6%	374
INTERNAL MEDICINE & PEDIATRICS OF TAMPA BAY PA		318	56	15%	374
Life Care Center of Ocala		304	69	18%	373

COVID-19: testing by laboratory

Data through Mar 15, 2021 verified as of Mar 16, 2021 at 09:25 AM

Data in this report are provisional and subject to change.

The numbers in the table below represent the number of Florida and non-Florida residents for whom test results were received by the Department of Health. A person can be tested by more than one laboratory and can have both positive and negative results. **Therefore, the sum of the numbers in each column will be larger than the total number of people tested.**

Reporting lab	Inconclusive	Negative	Positive	Percent positive	Total
ACCESS MEDICAL CENTER	1	344	28	8%	373
HENDRY REGIONAL MEDICAL CENTER		107	265	71%	372
ST PETERSBURG PEDIATRICS-SEMINOLE BLVD		306	66	18%	372
NATIONS BEST FAMILY HEALTH CARE		193	178	48%	371
URGENT CARE BETHESDA	1	318	52	14%	371
Stacey Health Care Centers Inc. dba Riverside Care Center		341	29	8%	370
PruittHealth Panama City	1	304	64	17%	369
INFORM DIAGNOSTICS		360	9	2%	369
SEA BREEZE REHAB AND NURSING CENTER		360	9	2%	369
WELL-BEING MEDICAL CENTER PLLC		340	29	8%	369
ADVENT HEALTH - TAMPA		148	220	60%	368
TRENTON MEDICAL CENTER INC DBA PALMS MEDICAL GROUP	4	270	93	25%	367
SPECIALTY HEALTH AND REHABILITATION CENTER		342	25	7%	367
BRISTOL AT TAMPA, THE	4	354	8	2%	366
KINDRED HOSPITAL	10	339	17	5%	366
NATURE COAST MEDICAL GROUP		270	96	26%	366
PALM GARDEN OF WEST PALM BEACH	4	347	15	4%	366
WELL HEALTH WORKS	1	324	39	11%	364
Consulate Health Care of North Fort Myers		351	12	3%	363
FLORIDA HOSPITAL HEARTLAND MED CTR LAKE PLACID		274	89	25%	363
FLORIDA HEART & VASCULAR MULTISPECIALTY GROUP PA		264	98	27%	362
HEALTH CENTRAL PARK		295	66	18%	361
MEMPHIS PATHOLOGY LABORATORY	4	338	19	5%	361
SOLARIS HEALTHCARE PARKWAY	2	341	17	5%	360
HARDEE MANOR HEALTH CARE CENTER	1	356	3	1%	360
MANOR CARE OF BOYNTON BEACH LLC		336	24	7%	360
CHAUTAUQUA REHABILITATION AND NURSING CENTER		351	9	3%	360
VETERANS AFFAIRS MEDICAL CENTER - LAKE CITY		52	306	85%	358
SERENADES IN THE VILLAGES		305	53	15%	358
AYERS HEALTH & REHABILITATION CENTER		350	7	2%	357
SUN COUNTRY PEDIATRICS PLLC	9	316	31	9%	356
HAINES CITY REHABILITATION AND NURSING CENTER		331	24	7%	355
ORCHARD RIDGE CARE AND REHABILITATION CENTER		336	19	5%	355
LIFE CARE CENTER OF WINTER HAVEN		336	18	5%	354
MY CLINICAL LAB		224	129	37%	353
SIGNATURE HEALTHCARE OF NORTH FLORIDA		349	4	1%	353
VILLAGE AT VIENNA SQUARE,THE	6	329	17	5%	352
MEDFAST URGENT CARE CENTER		122	230	65%	352
MANORCARE HEALTH SERVICES - VENICE		297	55	16%	352
BAYSHORE DIAGNOSTICS		310	41	12%	351
CORAL BAY HEALTHCARE AND REHABILITATION	1	338	12	3%	351
HARDEE COUNTY HEALTH DEPARTMENT		282	69	20%	351
SANFORD LABORATORIES		325	26	7%	351
PLANT CITY PEDIATRICS	1	282	67	19%	350
SIPARADIGM, DIAGNOSTIC INFORMATICS		273	77	22%	350
PALMETTO SUBACUTE CARE CENTER		338	11	3%	349
TRINITY REGIONAL REHAB CENTER		334	15	4%	349

COVID-19: testing by laboratory

Data through Mar 15, 2021 verified as of Mar 16, 2021 at 09:25 AM

Data in this report are provisional and subject to change.

The numbers in the table below represent the number of Florida and non-Florida residents for whom test results were received by the Department of Health. A person can be tested by more than one laboratory and can have both positive and negative results. **Therefore, the sum of the numbers in each column will be larger than the total number of people tested.**

Reporting lab	Inconclusive	Negative	Positive	Percent positive	Total
ADVENT HEALTH - DELTONA ER		282	66	19%	348
Marshall Health and Rehabilitation Center		298	49	14%	347
NORTH FL SOUTH GA HCS-LAKE CITY		343	4	1%	347
VILLAGE DOCTORS FAMILY MEDICAL CENTER OF		283	64	18%	347
DIGNITY HEALING, LLC		331	15	4%	346
HEALTH DESIGNS		332	14	4%	346
Bay Breeze Senior Living and Rehabilitation Center		292	53	15%	345
ARCPOINT LABS OF SARASOTA MANATEE		266	78	23%	344
COLOR GENOMICS, INC.	2	335	6	2%	343
SABAL DIRECT PRIMARY CARE, PA		284	59	17%	343
WHITE-WILSON MEDICAL CENTER - NICEVILLE		303	40	12%	343
USAFSAM/PHE		174	169	49%	343
BONIFAY NURSING AND REHAB CENTER		313	30	9%	343
OCEAN VIEW NURSING AND REHAB CENTER		326	16	5%	342
FAMILY EXPRESS URGENT CARE		5	336	99%	341
ADVENT HEALTH CENTRA CARE - PALM COAST		80	261	77%	341
CORAL TRACE HEALTH CARE☐	2	333	5	1%	340
CRONOS CLINICAL LABORATORY	22	227	91	27%	340
SELECT REFERENCE LABORATORIES, LLC	1	326	12	4%	339
FAIRWAY OAKS CENTER LLC	6	326	6	2%	338
MEDICAL CENTER AT OCEAN REEF,THE		321	16	5%	337
BHA CENTRAL COUNTY CLINIC		293	43	13%	336
AMBULATORY SURGERY CENTER OF BOCA RATON LTD		332	4	1%	336
ATLANTIC SHORES NURSING AND REHAB CENTER	1	325	9	3%	335
SPRINGTREE REHAB & HEALTH CARE CENTER		313	22	7%	335
FL HUD DESTIN, LLC D/B/A GRAND BOULEVARD HEALTH		296	38	11%	334
NORTH PINELLAS STATMED QUICK QUALITY CLINICS		236	97	29%	333
ONESTOP MEDICAL AND URGENT CARE LLC		288	44	13%	332
TAMARAC REHABILITATION & HEALTH CENTER		329	3	1%	332
Life Care Center at Wells Crossing		309	21	6%	330
KISSIMMEE FACILITY OPERATIONS LLC		305	24	7%	329
BAY VILLAGE OF SARASOTA INC		326	3	1%	329
HCSO OCCUPATIONAL HEALTH AND WELLNESS CENTER		258	71	22%	329
PEDIATRIC HEALTH CARE ALLIANCE, PA		295	33	10%	328
AVENTURA REHAB AND NURSING CENTER		312	15	5%	327
LAKE EUSTIS HEALTH AND REHABILITATION CENTER		319	7	2%	326
ELMHURST HOSPITAL CENTER	1	297	28	9%	326
Life Care Center of Punta Gorda	1	312	13	4%	326
PIONEER CLINICAL LAB, LLC		212	113	35%	325
HOLISTIX TREATMENT CENTERS		318	7	2%	325
SILVER CREEK SENIOR LIVING COMMUNITY		320	5	2%	325
ARTHREX MEDICAL CENTER	1	218	106	33%	325
AVANTE AT MT DORA		320	4	1%	324
MIDWAY SPECIALTY CARE CENTER	3	207	114	35%	324
THE SPRINGS AT BOCA CIEGA BAY		313	9	3%	322
ROSEWOOD HEALTH AND REHABILITATION CENTER		301	21	7%	322
DELTONA HEALTH CARE		298	24	7%	322

COVID-19: testing by laboratory

Data through Mar 15, 2021 verified as of Mar 16, 2021 at 09:25 AM

Data in this report are provisional and subject to change.

The numbers in the table below represent the number of Florida and non-Florida residents for whom test results were received by the Department of Health. A person can be tested by more than one laboratory and can have both positive and negative results. **Therefore, the sum of the numbers in each column will be larger than the total number of people tested.**

Reporting lab	Inconclusive	Negative	Positive	Percent positive	Total
HEALTH PARK CARE CENTER		317	4	1%	321
EXCEL PEDIATRICS		269	52	16%	321
SAMANTHA WILSON CARE CENTER	4	307	9	3%	320
TUSKAWILLA NURSING AND REHAB CENTER	2	311	7	2%	320
KENNEDY PAIN CLINIC GROUP LLC		287	32	10%	319
LabCorp (Non-Interfaced)	1	124	194	61%	319
WALGREENS 3173		293	26	8%	319
PALMS REHABILITATION AND HEALTHCARE CENTER		281	37	12%	318
RIVERS FAMILY MEDICINE PA		236	81	26%	317
PruittHealth Santa Rosa		225	92	29%	317
BIOCEPT		294	22	7%	316
BERNHARDT LABORATORIES	1	256	59	19%	316
The Care Center at Pinellas Park	1	307	8	3%	316
BROOKDALE LAKE TAVARES		310	5	2%	315
BAPTIST PRIMARY CARE INC	1	289	25	8%	315
24/7 PEDIATRIC CARE CENTERS INC		294	20	6%	314
Coastal Health and Rehabilitation Center		303	11	4%	314
HOLIDAY CVS LLC DBA CVS/PHARMACY #0440		304	10	3%	314
GENESIS MEDICAL LABORATORY MIAMI FL.		83	230	73%	313
REHABILITATION CENTER OF LAKE CITY, THE		285	28	9%	313
ST LUCIE EMPLOYEE HEALTH & WELLNESS CENTER		307	6	2%	313
SEASIDE HEALTH AND REHABILITATION CENTER		256	57	18%	313
KEY WEST HEALTH AND REHAB	1	305	7	2%	313
BEAR CREEK NURSING CENTER		307	5	2%	312
GOOD SAMARITAN SOCIETY-DAYTONA		292	20	6%	312
MEDEXPRESS LUTZ		3	309	99%	312
JACKSON PLAZA NURSING & REHAB CENTER	6	299	7	2%	312
ARGO SENIOR LIVING AT HAVERHILL		291	20	6%	311
ELMCROFT PINECREST	1	287	22	7%	310
Parkview Rehabilitation Center at Winter Park		300	10	3%	310
PHYSICIANS REGIONAL WALK-IN		190	120	39%	310
COMMUNITY HEALTH AND REHABILITATION CENTER		248	62	20%	310
AVELLINO LAB USA, INC	1	297	12	4%	310
SOUTHWEST ORLANDO FAMILY MEDICINE, PL		257	51	17%	308
TAVARES PEDIATRICS		260	47	15%	307
FAMILY CARE PARTNERS OF NE FLORIDA LLC		234	72	24%	306
ST JUDE CHILDREN'S RESEARCH HOSPITAL		289	15	5%	304
LUTHERAN HAVEN		294	9	3%	303
HOLLEY NAVARRE MEDICAL CLINIC		225	78	26%	303
ST JAMES HEALTH AND REHABILITATION CENTER		218	85	28%	303
REGENTS PARK OF BOCA RATON		300	3	1%	303
FLORIDA HEALTH CARE PLANS			301	100%	301
JACKSONVILLE KIDS PEDIATRICS, PLLC		268	33	11%	301
ESTERO ISLAND MEDICAL CENTER		237	64	21%	301
HEATHER HILL HEALTHCARE CENTER		253	46	15%	299
Solaris Healthcare Lake Bennet		265	34	11%	299
URGENT CARE EXPRESS LLC		1	298	100%	299

COVID-19: testing by laboratory

Data through Mar 15, 2021 verified as of Mar 16, 2021 at 09:25 AM

Data in this report are provisional and subject to change.

The numbers in the table below represent the number of Florida and non-Florida residents for whom test results were received by the Department of Health. A person can be tested by more than one laboratory and can have both positive and negative results. **Therefore, the sum of the numbers in each column will be larger than the total number of people tested.**

Reporting lab	Inconclusive	Negative	Positive	Percent positive	Total
BOCA BIOLISTICS REFERENCE LABORATORY	2	185	112	37%	299
CLARE BRIDGE ORMOND BEACH	1	297			298
SAINTS 120 LLC	1	263	34	11%	298
BUENA VISTA URGENT CARE		264	33	11%	297
HOMESTEAD MANOR	2	255	40	13%	297
OSPREY LODGE		238	59	20%	297
ENCOMPASS HEALTH REHABILITATION HOSPITAL OF SUNRISE	8	283	6	2%	297
ST CATHERINE'S WEST REHABILITATION HOSPITAL		284	13	4%	297
JAMES A HALEY VETERANS HOSPITAL			296	100%	296
BROOKDALE DESTIN		284	12	4%	296
ADVENT HEALTH - TIMBERRIDGE ER		246	49	17%	295
ADVENT HEALTH - WESTCHASE ER		253	42	14%	295
ROSEN MEDICAL CENTER		253	41	14%	294
CROSS POINTE CARE CENTER	2	286	6	2%	294
BAY COUNTY SHERIFFS OFFICE JAIL FACILITY		249	45	15%	294
Life Care Center at Inverrary		285	8	3%	293
LONGWOOD FAMILY PRACTICE		224	69	24%	293
SIGNATURE HEALTHCARE AT THE COURTYARD		246	47	16%	293
LASER & SURGERY CENTER OF THE PALM BEACHES		292	1	0%	293
NORTHWEST MEDICAL CENTER CLINICAL LABORATORY		175	118	40%	293
LAKELAND REGIONAL HEALTH SYSTEMS INC		26	266	91%	292
FRICKS PHARMACY		230	61	21%	291
AUBURN UNIVERSITY MEDICAL CLINIC		227	62	21%	289
CONSULATE HEALTH CARE OF SAFETY HARBOR		283	6	2%	289
PALM GARDEN OF GAINESVILLE	2	285	2	1%	289
MANORCARE AT LELY PALMS		283	5	2%	288
AMERICAN HEALTH ASSOCIATES INC	1	270	17	6%	288
MANOR CARE OF NAPLES FL LLC		283	3	1%	286
The Grove Health and Rehabilitation		263	23	8%	286
BRIDGEWATER PARK HEALTH AND REHAB		257	29	10%	286
RULEME CENTER	2	258	26	9%	286
TALLAHASSEE NHHI LLC	1	257	27	9%	285
Solaris Healthcare Coconut Creek		279	6	2%	285
ACCURATE DIAGNOSTIC LABS, INC		268	17	6%	285
ADVANCED AMBULATORY SURGERY CENTER		271	13	5%	284
AURORA DIAGNOSTICS BERNHARDT LABORATORIES PATHOLOGY SERVICE		190	93	33%	283
MY HEALTHY BLUEPRINT BY BAPTIST HEALTH CARE		233	50	18%	283
AVANTE AT LEESBURG INC		280	1	0%	281
UNIVERSITY OF CENTRAL FLORIDA HEALTH SERVICES		280	1	0%	281
SILVERCREST HEALTH AND REHABILITATION CENTER	3	269	8	3%	280
DOCTORS MEMORIAL HOSPITAL		155	125	45%	280
BAYA POINTE NURSING AND REHABILITATION		197	83	30%	280
W FRANK WELLS NURSING HOME		251	28	10%	279
Life Care Center of Sarasota		266	13	5%	279
DEPARTMENT OF HEALTH BUREAU OF FAMILY		274	5	2%	279
PERSONALIZED GENETIC TESTING	1	182	95	34%	278
WESTCHESTER GARDENS LIMITED PARTNERSHIP		272	6	2%	278

COVID-19: testing by laboratory

Data through Mar 15, 2021 verified as of Mar 16, 2021 at 09:25 AM

Data in this report are provisional and subject to change.

The numbers in the table below represent the number of Florida and non-Florida residents for whom test results were received by the Department of Health. A person can be tested by more than one laboratory and can have both positive and negative results. **Therefore, the sum of the numbers in each column will be larger than the total number of people tested.**

Reporting lab	Inconclusive	Negative	Positive	Percent positive	Total
OKEECHOBEE COUNTY HEALTH DEPT	1	192	84	30%	277
HARBOURWOOD	1	272	4	1%	277
Heartland Healthcare of Ft. Myers	1	275	1	0%	277
PRUITT HEALTH-SANTA ROSA		275	2	1%	277
TIERRA PINES CENTER		265	12	4%	277
Rehabilitation Center for Park Place LLC		265	11	4%	276
DAVID SCOTT MADWAR MD PA□		249	27	10%	276
VILLAGES REGIONAL HOSPITAL SURGERY CENTER LLC, THE		218	58	21%	276
renaissance health and rehabilitation center		257	18	7%	275
AZALEA TRACE PHYSICIAN SERVICES		272	3	1%	275
PENSACOLA PEDIATRICS, PA		258	17	6%	275
Glades West Rehabilitation and Nursing Center		266	8	3%	274
AVON PARK PEDIATRICS INC	3	245	25	9%	273
HUNT CLUB PEDIATRIC ASSOCIATES, P.A.		232	40	15%	272
Solaris HealthCare Imperial		264	8	3%	272
EMERALD COAST PEDIATRICS & ADOL		252	20	7%	272
STERLING HOUSE OF DELAND		270	1	0%	271
LA MER NH LLC□		266	5	2%	271
NASSAU COUNTY JAIL		228	43	16%	271
FOUNTAIN INN NURSING & REHABILITATION CTR, INC		265	6	2%	271
HOSPICE OF LAKE & SUMTER INC	1	263	6	2%	270
Crossbreeze care center	1	267	2	1%	270
Premier Place at The Glenview		260	9	3%	269
Sunset Point Center		265	4	1%	269
LODGE HEALTH AND REHABILITATION CENTER, THE		237	32	12%	269
PREMIER MEDICAL CENTER LLC		269			269
ADVENT HEALTH CARE CENTER	9	246	13	5%	268
BRENTWOOD RETIREMENT COMMUNITY	5	231	31	12%	267
DAYTONA BEACH HEALTH AND REHAB CENTER		267			267
CHIPOLA HEALTH AND REHAB		250	17	6%	267
West Melbourne Health and Rehabilitation Center		265	1	0%	266
ADVENT HEALTH CENTRA CARE - ORMOND BEACH		113	153	58%	266
LAKE PARK OF MADISON		257	9	3%	266
CENTERSTONE OF FLORIDA□		247	18	7%	265
FLORIDA KEYS PEDIATRICS & ADOLESCENT CENTER		253	12	5%	265
SERANADES BY SONATA WEST ORANGE		236	29	11%	265
WIMAUMA COMMUNITY HEALTH CENTER		214	51	19%	265
HAVEN OF OUR LADY OF PEACE INC		256	8	3%	264
VETERANS AFFAIRS MEDICAL CENTER - MIAMI		2	262	99%	264
CHURCH OF SCIENTOLOGY FLAG SERVICE ORGANIZATION		259	3	1%	262
PAVILION FOR HEALTHCARE, THE		260	2	1%	262
PROTEUS MOLECULAR AND CLINICAL LAB	1	149	111	43%	261
PALM BEACH PEDIATRICS PA	2	224	35	13%	261
CHIPOLA MEDICAL ASSOCIATES, LLC		186	75	29%	261
USA HEALTH UNIVERSITY HOSPITAL CLINICAL LABORATORY	1	250	10	4%	261
SARAPATH DIAGNOSTICS		140	121	46%	261
Vi at Lakeside Village Skilled Nursing		254	6	2%	260

COVID-19: testing by laboratory

Data through Mar 15, 2021 verified as of Mar 16, 2021 at 09:25 AM

Data in this report are provisional and subject to change.

The numbers in the table below represent the number of Florida and non-Florida residents for whom test results were received by the Department of Health. A person can be tested by more than one laboratory and can have both positive and negative results. **Therefore, the sum of the numbers in each column will be larger than the total number of people tested.**

Reporting lab	Inconclusive	Negative	Positive	Percent positive	Total
CLIFFORD CHESTER SIMS VA NURSING HOME		251	9	3%	260
CONSULATE HEALTHCARE OF KISSIMMEE		247	12	5%	259
WESTWOOD HEALTHCARE SNF		213	46	18%	259
RIVERWOOD HEALTH NH LLC		219	39	15%	258
FIRST CHOICE PRIMARY CARE		207	51	20%	258
FLORIDA WOMAN CARE LABORATORY LLC		232	26	10%	258
CHEEK AND SCOTT DRUGS INC		211	46	18%	257
BROWARD NURSING & REHABILITATION CTR	8	237	12	5%	257
Chatsworth at PGA National, LLC		244	12	5%	256
STATMED QUICK QUALITY CLINIC AT NORTH PINELLAS		66	189	74%	255
Concordia Village of Tampa AL		250	5	2%	255
MARTIN MEMORIAL MEDICAL CENTER LAB		128	125	49%	253
SHELL POINT VILLAGE MEDICAL CENTER		246	7	3%	253
ABBOTT LABORATORIES		166	87	34%	253
DAIRY ROAD URGENT CARE	2	131	118	47%	251
ARBOR FACILITY INC		250	1	0%	251
FAMILY MEDICAL CARE OF PALM BEACH		190	60	24%	250
ADVENT HEALTH - ORLANDO		190	59	24%	249
BUREAU OF CLINICAL LABORATORIES		208	41	16%	249
LUIS A GHIGLINO MD PA		240	9	4%	249
CARRINGTON PLACE OF ST PETE LLC		242	6	2%	248
FORT MYERS REHABILITATION AND NURSING CENTER		222	26	10%	248
MIAMI JEWISH HEALTH SYSTEMS, INC	4	234	9	4%	247
ST MARK VILLAGE	1	241	5	2%	247
Solaris Senior Living North Naples ALF		238	9	4%	247
MACCLENNY NURSING AND REHAB		229	18	7%	247
Surrey Place Healthcare and Rehabilitation		244	2	1%	246
Heritage Healthcare at Tallahassee		239	7	3%	246
KR at Hillsborough Lakes/Lutz Healthcare		236	10	4%	246
AVECINA MOBILE		121	125	51%	246
AMERICAN FINNISH NURSING HOME	2	237	7	3%	246
ROSEWOOD HEALTHCARE & REHABILITATION CENTER		239	6	2%	245
ADVENTHEALTH EXPRESS CARE AT WESLEY CH		218	27	11%	245
WHITE WILSON MEDICAL IMMEDIATE CARE NICEVILLE		31	213	87%	244
BOND CLINIC, PA		180	64	26%	244
MALABAR/ADVENT CENTRA CARE		48	196	80%	244
APLS SERVICES LLC D/B/A CLEAR DIAGNOSTICS	12	229	2	1%	243
VILLAGE PLACE NH LLC		219	24	10%	243
CYPRESS COVE		237	6	2%	243
ARCHER HEALTH VENTURES, LLC		217	25	10%	242
HEARTLAND PEDIATRICS OF LAKE PLACID PA	1	211	30	12%	242
FLORIDA CLINICAL LABORATORY-BIOREFERENCE LABORATORIES		91	151	62%	242
AZALEA TRACE		229	13	5%	242
LAKESIDE NEUROLOGIC		231	10	4%	241
GOOD SAMARITAN CARES		236	5	2%	241
CLARE BRIDGE OF SARASOTA		238	2	1%	240
FLORIDA ATLANTIC UNIVERSITY STUDENT HEALTH		201	39	16%	240

COVID-19: testing by laboratory

Data through Mar 15, 2021 verified as of Mar 16, 2021 at 09:25 AM

Data in this report are provisional and subject to change.

The numbers in the table below represent the number of Florida and non-Florida residents for whom test results were received by the Department of Health. A person can be tested by more than one laboratory and can have both positive and negative results. **Therefore, the sum of the numbers in each column will be larger than the total number of people tested.**

Reporting lab	Inconclusive	Negative	Positive	Percent positive	Total
NORTH FLORIDA PEDIATRICS - MARIANNA		201	39	16%	240
ORANGE COUNTY HEALTH DEPT		228	11	5%	239
DE LUNA HEALTH AND REHABILITATION CENTER		216	23	10%	239
PALM GARDEN OF AVENTURA		236	3	1%	239
WALGREENS 10670		210	29	12%	239
AMERICAN HOUSE SENIOR LIVING		189	50	21%	239
UCC - WELLINGTON		3	236	99%	239
EDGEWATER AT WATERMAN VILLAGE,THE		224	15	6%	239
BAYVIEW CENTER		233	5	2%	238
Cross Gardens Care Center		237	1	0%	238
TERRACES OF LAKE WORTH CARE CENTER□		226	12	5%	238
HOMESTEAD VILLAGE		227	11	5%	238
PEDIATRICS IN BREVARD PA		188	49	21%	237
WASHINGTON REHAB AND NURSING		227	10	4%	237
FELLOWSHIP HOME AT THE FAIRWAY LLC		229	7	3%	236
PONTE VEDRA GARDENS		235	1	0%	236
BOULEVARD REHABILITATION CENTER		222	14	6%	236
WATERMARK LAKE POINTE WOODS LLC		218	18	8%	236
AMELIA MEDICAL CARE		86	150	64%	236
Consulate Health Care of St. Petersburg		229	7	3%	236
REGENTS PARK AT AVENTURA		221	14	6%	235
BAY TREE CARE AND REHABILITATION CENTER		197	38	16%	235
OAK HAMMOCK AT THE UNIVERSITY OF FLORIDA		229	6	3%	235
TGH		1	233	100%	234
Chatham Glen Healthcare and Rehabilitation Center		226	8	3%	234
ARCPOINT LABS OF ST PETERSBURG		152	82	35%	234
CONEY ISLAND HOSPITAL		226	7	3%	233
MANDARIN PEDIATRICS		210	22	9%	232
JACKSONVILLE UNIVERSITY	1	218	13	6%	232
ATLANTIC URGENT CARE		155	77	33%	232
ST AUGUSTINE HEALTH & REHAB CENTER		231	1	0%	232
LYNN HAVEN SPORTS COMPLEX-WALKON CLINIC		21	209	91%	230
AVANTE AT OCALA INC		200	30	13%	230
ARDEN COURTS OF TAMPA□	2	223	5	2%	230
ManorCare Health Services-Palm Harbor	1	229			230
Lake Port Square Health Center		212	16	7%	228
CITY OF PORT SAINT LUCIE		211	16	7%	227
PARKS HEALTHCARE & REHABILITATION CTR	4	211	11	5%	226
Lakewood Nursing Center		197	29	13%	226
Avante at Inverness		223	2	1%	225
SAMIR EBEID MD		202	23	10%	225
CCS - JOSEPH V CONTE		222	2	1%	224
LORI MCAULIFFE MD PA		198	26	12%	224
220 GOLDEN, LLC	1	207	16	7%	224
MIAMI CEREBRAL PALSY RESIDENTIAL		222	1	0%	223
THE RESIDENCE AT TIMBER PINES	4	194	25	11%	223
LEHIGH VALLEY GENOMICS			223	100%	223

COVID-19: testing by laboratory

Data through Mar 15, 2021 verified as of Mar 16, 2021 at 09:25 AM

Data in this report are provisional and subject to change.

The numbers in the table below represent the number of Florida and non-Florida residents for whom test results were received by the Department of Health. A person can be tested by more than one laboratory and can have both positive and negative results. **Therefore, the sum of the numbers in each column will be larger than the total number of people tested.**

Reporting lab	Inconclusive	Negative	Positive	Percent positive	Total
WIREGRASS DIRECT PRIMARY CARE PLLC		190	33	15%	223
DISCOVERY VILLAGE AT MELBOURNE		195	27	12%	222
NORTH FLORIDA PEDIATRICS PA - DUVAL		193	29	13%	222
PINNACLES PEDS CARE PA		222			222
Signature healthcare of Jacksonville		215	5	2%	220
WOOD LAKE HEALTH AND REHABILITATION CENTER		219			219
Boynton Beach Rehabilitation Center	2	213	4	2%	219
ANGELS DIAGNOSTIC GROUP		174	45	21%	219
Avante at Orlando		214	4	2%	218
HOLISTIC PEDIATRICS GROUP LLC		197	21	10%	218
ASCENSION MEDICAL GROUP		5	212	98%	217
ST. CLOUD REGIONAL MEDICAL CENTER		199	18	8%	217
THE MANOR AT CARPENTERS		185	32	15%	217
LAKE PORT SQUARE		200	17	8%	217
RENAISSANCE AT THE TERRACES		216	1	0%	217
SURREY PLACE CARE CENTER		211	6	3%	217
PALM BEACH COUNTY FIREFIGHTERS HEALTH CLINIC, LLC		176	40	19%	216
BROOKDALE ATRIM WAY		210	6	3%	216
CORAL REEF NURSING & REHABILITATION CENTER		211	5	2%	216
FORT PIERCE HEALTH CARE		209	7	3%	216
VETERANS AFFAIRS ORLANDO VA MEDICAL CENTER			215	100%	215
ST ANTHONYS REHABILITATION HOSPITAL	9	204	2	1%	215
GATEWAY/ADVENT CENTRA CARE	1	24	190	88%	215
EDGEWOOD NURSING CENTER		208	7	3%	215
Orchid Cove at Sarasota		213	1	0%	214
KEY LARGO - LARGO CARGO		193	21	10%	214
BLOCK, NATION, CHASE, AND SMOLEN FAMILY MEDICINE		157	57	27%	214
RITECARE MEDICAL CENTER		143	71	33%	214
NSPIRE HEALTHCARE LAUDERHILL		208	6	3%	214
SEAVIEW NURSING AND REHABILITATION CENTER		210	3	1%	213
LAKEVIEW INTERNAL MEDICINE		156	57	27%	213
MADISON FACILITY INC		212	1	0%	213
Consulate Healthcare of West Palm Beach		197	16	8%	213
PCB CLINIC		167	45	21%	212
CONSULATE HEALTH CARE OF WINTER HAVEN		209	3	1%	212
POCONO MEDICAL CENTER		212			212
LCS SANDHILL COVE LLC DBA	6	197	9	4%	212
POMPANO REHABILITATION AND NURSING CTR		212			212
San Jose Health & Rehabilitation		206	6	3%	212
DOCTORS MEMORIAL FAMILY MEDICINE	2	146	64	30%	212
SUPERIOR RESIDENCES OF PANAMA CITY BEACH		205	6	3%	211
MACTOWN, INC		209	2	1%	211
MORSELIFE MEMORY CARE RESIDENCE		202	9	4%	211
LIFE CARE CENTER OF PORT ST. LUCIE		200	11	5%	211
ADVENT HEALTH - LAKE NONA		182	29	14%	211
CORAL GABLES NURSING & REHABILITATION CENTER		201	10	5%	211
COLONY CLUB ALF,THE	1	197	13	6%	211

COVID-19: testing by laboratory

Data through Mar 15, 2021 verified as of Mar 16, 2021 at 09:25 AM

Data in this report are provisional and subject to change.

The numbers in the table below represent the number of Florida and non-Florida residents for whom test results were received by the Department of Health. A person can be tested by more than one laboratory and can have both positive and negative results. **Therefore, the sum of the numbers in each column will be larger than the total number of people tested.**

Reporting lab	Inconclusive	Negative	Positive	Percent positive	Total
SUNRISE DIAGNOSTIC LABORATORY		158	53	25%	211
GOOD SAMARITAN SOCIETY OF DELAND		199	11	5%	210
BODYK		206	4	2%	210
BORLAND GROOVER CLINIC	1	172	37	18%	210
Royal Oaks Nursing and Rehab		209	1	0%	210
The Palace Nursing and Rehabilitation Center		209			209
Whispering Oaks	11	175	23	11%	209
Taylor Care Center		204	5	2%	209
GUEST HOUSE OCALA, THE		203	6	3%	209
HEALTH FIRST - HOLMES REGIONAL MEDICAL CENTER		32	177	85%	209
Bayside Health and Rehabilitation		177	31	15%	208
PALMS MEDICAL GROUP HIGH SPRINGS		174	33	16%	207
FULGENT GENETICS	2	165	40	19%	207
METROPOLITAN HOSPITAL CENTER		201	6	3%	207
PADDOCK RIDGE		204	3	1%	207
Nspire Health Care Kendall		196	10	5%	206
ST PETERSBURG PEDIATRICS-EAST BAY	1	171	34	17%	206
Flagler Health and Rehabilitation		202	3	1%	205
EVENT MED SERVICES LABORATORY		200	5	2%	205
SOLARIS SENIOR LIVING VERO BEACH		197	8	4%	205
CHILDREN MED CARE INC		171	33	16%	204
Sunnyside Nursing Home		200	3	1%	203
BROOKDALE OF SPRING HILL	9	192	2	1%	203
GLENRIDGE ON PALMER RANCH,THE		195	8	4%	203
ADVENT HEALTH CENTRA CARE - APOPKA NORTH		172	30	15%	202
VI AT BENTLEY VILLAGE HOME CARE		201	1	0%	202
POLK COUNTY HEALTH DEPARTMENT		178	24	12%	202
INN AT ASTON GARDENS, THE		195	7	3%	202
ADVENT HEALTH CENTRA CARE - DAYTONA BEACH		94	108	53%	202
PATHGROUP LABS LLC		97	105	52%	202
WHITE WILSON MEDICAL CENTER IMMEDIATE CARE		93	108	54%	201
STERLING HOUSE OF WINTER HAVEN		198	3	1%	201
Governors Creek Health and Rehabilitation	1	198	2	1%	201
CONSULATE HEALTH CARE OF MELBOURNE		196	5	2%	201
ELLENTON PEDIATRICS PA		187	14	7%	201
VAMC WEST PALM LAB		5	196	98%	201
HERITAGE HEALTHCARE AND REHABILITATION CENTER		195	5	3%	200
Cross Terrace REhabitation		198	2	1%	200
MATHISON RETIREMENT COMMUNITY, INC	1	191	8	4%	200
LAKE VIEW CARE CENTER AT DELRAY		193	6	3%	199
ADVENT HEALTH - CARROLLWOOD	4	169	26	13%	199
SOUTHLAND SUITES OF ORMOND BEACH	4	195			199
PARTICLE THEORY LABS		180	19	10%	199
OAKBROOK HEALTH AND REHABILITATION CENTER	1	184	14	7%	199
CCS - PAUL REIN DETENTION FACILITY		133	66	33%	199
MARTIN ACQUISITION 1 LLC DBA		185	13	7%	198
DEPARTMENT OF HEALTH & HUMAN SERVICES		198			198

COVID-19: testing by laboratory

Data through Mar 15, 2021 verified as of Mar 16, 2021 at 09:25 AM

Data in this report are provisional and subject to change.

The numbers in the table below represent the number of Florida and non-Florida residents for whom test results were received by the Department of Health. A person can be tested by more than one laboratory and can have both positive and negative results. **Therefore, the sum of the numbers in each column will be larger than the total number of people tested.**

Reporting lab	Inconclusive	Negative	Positive	Percent positive	Total
LAUREL POINT CARE ACQUISITION LLC DBA SANDGATE GARDENS REHAB AND NURSI		171	27	14%	198
BRADEN RIVER REHABILITATION CENTER LLC		196	1	1%	197
JUPITER MEDICAL CENTER URGENT CENTER		158	39	20%	197
PALM HARBOR FAMILY PRACTICE & WALK-IN		149	47	24%	196
HOSPICE OF ST FRANCIS INC□		189	7	4%	196
BAY VUE NURSING AND REHABILITATION CENTER		186	10	5%	196
ABBIEJEAN RUSSELL CARE CENTER□		195	1	1%	196
SANDY PINES	2	175	19	10%	196
NO FLORIDA PEDIATRICS, PA		169	27	14%	196
FLORIDA HEALTH CARE PLAN INC		2	193	99%	195
Heritage Park Rehabilitation & Healthcare		177	18	9%	195
TARPON POINT NURSING AND REHABILITATION CENTER		192	3	2%	195
CORNERSTONE MEDICAL CARE OF BRANDON PL		99	96	49%	195
IMA MEDICAL GROUP		128	66	34%	194
The Waterford		191	3	2%	194
MIRACLE HILL NURSING & REHABILITATION CENTER INC		187	6	3%	193
MARION AND BERNARD L SAMSON NURSING CENTER		189	4	2%	193
SARNO EXTENDED HOURS		124	69	36%	193
PATHWAY PHARMACY		159	34	18%	193
ALLIANCE PEDIATRICS PA		188	5	3%	193
GRACE PEDIATRICS		161	31	16%	192
AMA MEDICAL GROUP LLC		160	32	17%	192
BOCA RATON REHABILITATION CENTER	4	185	3	2%	192
ARDEN COURTS OF SEMINOLE		151	41	21%	192
DOS OF NORTH SHORES NURSING & REHAB CENTER		192			192
CYPRESS POINT LIVING, LLC		177	15	8%	192
TUSCAN GARDENS OF PALM COAST		186	5	3%	191
HEALTH LINK DIAGNOSTIC LABORATORIES		182	9	5%	191
FLAGLER COUNTY DETENTION CENTER		183	8	4%	191
SPRINGS AT LAKE POINTE WOODS		189	2	1%	191
LAKESIDE HEALTH CENTER		190			190
NEO GENOMICS - FORT MYERS	1	183	6	3%	190
FINLAY CLINICAL LABORATORY INC		38	152	80%	190
ADVANCED MEDICAL GROUP		1	189	99%	190
RIVERWOOD CENTER,THE□		179	10	5%	189
THE VILLAGES REGIONAL HOSPITAL FREESTANDING		169	20	11%	189
SUNCOAST URGENT CARE		140	49	26%	189
MEDICAL CONSULTANTS OF FLORIDA LLC	1	155	33	17%	189
AFTER HOURS PEDIATRICS INC	1	1	187	99%	189
FIRST CHOICE PEDIATRICS SEMORAN		97	91	48%	188
OCEAN REEF MEDICAL CENTER		150	38	20%	188
WOMEN’S CARE FLORIDA LABORATORY		183	5	3%	188
PATRIOT MEDICAL LABORATORIES		179	8	4%	187
PLANTATION NURSING & REHAB CENTER		187			187
FARAH MEDICAL		175	12	6%	187
CSL PLASMA		31	155	83%	186
UNIVERSITY OF MIAMI		59	127	68%	186

COVID-19: testing by laboratory

Data through Mar 15, 2021 verified as of Mar 16, 2021 at 09:25 AM

Data in this report are provisional and subject to change.

The numbers in the table below represent the number of Florida and non-Florida residents for whom test results were received by the Department of Health. A person can be tested by more than one laboratory and can have both positive and negative results. **Therefore, the sum of the numbers in each column will be larger than the total number of people tested.**

Reporting lab	Inconclusive	Negative	Positive	Percent positive	Total
JUPITER MEDICAL CENTER URGENT CARE - STUART		137	49	26%	186
ANTHEM LAKES LLC		151	35	19%	186
LEESBURG PEDIATRICS		161	25	13%	186
DISCOVERY VILLAGE AT NAPLES		169	17	9%	186
VIERA MANOR ASSISTED LIVING RESIDENCE		178	7	4%	185
ALLSOUTH URGENT CARE		19	166	90%	185
NIGHT LITE PEDIATRICS WINTER GARDEN		144	41	22%	185
ADVENT		172	13	7%	185
BEACON AT GULF BREEZE, THE	2	173	10	5%	185
CARENOW LAKE MARY		45	139	76%	184
BAPTIST HEALTH PRIMARY CARE	1	134	49	27%	184
LAB CORP	1	105	78	42%	184
GEORGIA DEPARTMENT OF PUBLIC HEALTH	1	5	178	97%	184
ST. JAMES BAY HEALTH AND REHABILITATION CENTER		183	1	1%	184
PBC FIREFIGHTER BENEFIT FUND WELLNESS CENTER		147	36	20%	183
HOSPITAL FOR SPECIAL SURGERY		180	3	2%	183
LIFE CARE CENTER OF ALTAMONTE SPRINGS		157	26	14%	183
ADVENT HEALTH CENTRA CARE - WESLEY CHAPEL		13	170	93%	183
YOUR FAMILY WALK-IN CLINIC		13	169	93%	182
NEW YORK CITY DEPARTMENT OF HEALTH & MENTAL		149	33	18%	182
BARKLEY PLACE	1	177	4	2%	182
KENILWORTH CARE & REHABILITATION CENTER		172	10	5%	182
BROOKDALE ORANGE PARK		181	1	1%	182
CANTERFIELD OF CLAY COUNTY		144	38	21%	182
Emory L Bennett State Veterans Nursing Home		178	3	2%	181
ST VINCENT'S AMBULATORY CARE INC DBA	2	155	24	13%	181
JACKSONVILLE NURSING AND REHAB CENTER		173	8	4%	181
MIDWAY PRIMARY CARE, LLC	11	102	68	38%	181
NADAL PEDIATRICS - VICTORIA STREET (3385)		153	28	15%	181
EDWARD J HEALEY REHAB & NURSING CENTER		180			180
GLADES HEALTH CARE CENTER		177	3	2%	180
MIAMI VA HEALTHCARE SYSTEM			179	100%	179
STERLING HOUSE OF PUNTA GORDA		178	1	1%	179
GULF COAST MEDICAL CENTER		175	4	2%	179
ZON BEACHSIDE LLC□		142	37	21%	179
HAWKINS FAMILY MEDICINE LLC	1	127	50	28%	178
PRIMECARE OF DOTHAN		124	54	30%	178
ARDEN COURTS OF LARGO FL, LLC		156	22	12%	178
ALL SEASONS NAPLES LLC□		172	5	3%	177
ADVENT HEALTH CENTRA CARE - CARROLLWOOD		5	172	97%	177
The Ponce Therapy Care Center		173	4	2%	177
KINDRED HOSPITAL THE PALM BEACHES		171	5	3%	176
WALGREENS 4915	1	156	19	11%	176
FLORIDA STATE HOSPITAL CLINICAL LABORATORY		175	1	1%	176
SOUTH BALDWIN REGIONAL MEDICAL CENTER		163	12	7%	175
ORLANDO HEALTH EMERGENCY DEPARTMENT		163	12	7%	175
CANTERFIELD OF OCALA, LLC		163	11	6%	174

COVID-19: testing by laboratory

Data through Mar 15, 2021 verified as of Mar 16, 2021 at 09:25 AM

Data in this report are provisional and subject to change.

The numbers in the table below represent the number of Florida and non-Florida residents for whom test results were received by the Department of Health. A person can be tested by more than one laboratory and can have both positive and negative results. **Therefore, the sum of the numbers in each column will be larger than the total number of people tested.**

Reporting lab	Inconclusive	Negative	Positive	Percent positive	Total
GENE BY GENE		61	113	65%	174
ASTON GARDENS AT PELICAN MARSH		169	5	3%	174
The Inn at Sarasota Bay Club		172	2	1%	174
US MEDICAL CARE, INC		155	19	11%	174
QUICK CARE MED LLC	1	121	52	30%	174
CRYSTAL RIVER HEALTH & REHAB		174			174
BENDERSON FAMILY SKILLED NURSING AND □		156	17	10%	173
WORKPLACE SCREENING INTELLIGENCE			173	100%	173
JACKSONVILLE VA UNIVERSITY OPC	4	163	6	3%	173
LABCORP BURLINGTON		137	36	21%	173
JUNO DERMATOLOGY LLC		158	15	9%	173
ROSECASTLE OF CITRUS		142	30	17%	172
HIGHLANDS URGENT CARE			172	100%	172
PHYSICIANS REGIONAL MEDICAL CENTER - PINE RIDGE		20	152	88%	172
CENTRAL FLORIDA HEALTHCARE GROUP LLC		151	21	12%	172
CARE CENTERS OF NASSAU		169	3	2%	172
BROOKDALE FORT MYERS THE COLONY		167	4	2%	171
SUMMERFIELD EMERGENCY ROOM		128	43	25%	171
FORT WALTON REHABILITATION CENTER		133	38	22%	171
EXOSOME DIAGNOSTICS	1	151	18	11%	170
BRIGHTON EGGERT PHARMACY INC		163	7	4%	170
HIGHLANDS LAKE CENTER		165	4	2%	169
BHA TITUSVILLE CLINIC		157	12	7%	169
CONCORD LIFE SCIENCES LLC	2	150	17	10%	169
MEDICATION ROOMS-CSU/CI NURSE STATION	1	157	11	7%	169
Life Care Center of Orlando		164	5	3%	169
NORTH FLORIDA INTERNAL MEDICINE PA		135	34	20%	169
BAY EDUCATORS WELLNESS CENTER		112	57	34%	169
PEDIATRIC SPECIALISTS MEDICAL GROUP □	1	155	12	7%	168
TUSCAN GARDENS OF VENETIA MANAGEMENT COMPANY		155	13	8%	168
DOLPHIN POINTE HEALTH CARE LLC		148	20	12%	168
PANAMA CITY DEVELOPMENTAL CENTER □		168			168
ANCHOR CARE AND REHABILITATION CENTER		167	1	1%	168
ROSECASTLE OF ZEPHRHILLS		165	3	2%	168
MILLENNIUM PHYSICIAN GROUP LLC		144	23	14%	167
URGENT CARE OF THE PALM BEACHES, NORTH PALM BEACH			167	100%	167
ADVENT HEALTH CENTRA CARE - TEMPLE TERRACE	1	103	63	38%	167
PEDIATRICS OF GREATER ORLANDO		143	24	14%	167
SUNY UPSTATE MEDICAL UNIVERSITY		153	14	8%	167
MEADOWCREST FAMILY PHYSICIANS		97	69	42%	166
BIOIQ		118	48	29%	166
CITRUS HEALTH AND REHAB		132	33	20%	165
STAR CARE		144	21	13%	165
THE ARLINGTON OF NAPLES INC.		162	3	2%	165
CAYUGA MEDICAL CENTER AT ITHACA		160	5	3%	165
OSPREY VILLAGE AT AMELIA ISLAND LTD		155	10	6%	165
SUWANNEE VALLEY NURSING CENTER		150	14	9%	164

COVID-19: testing by laboratory

Data through Mar 15, 2021 verified as of Mar 16, 2021 at 09:25 AM

Data in this report are provisional and subject to change.

The numbers in the table below represent the number of Florida and non-Florida residents for whom test results were received by the Department of Health. A person can be tested by more than one laboratory and can have both positive and negative results. **Therefore, the sum of the numbers in each column will be larger than the total number of people tested.**

Reporting lab	Inconclusive	Negative	Positive	Percent positive	Total
MOBILE INFIRMARY MED CENTER PATH LAB		149	15	9%	164
WOODBIDGE FACILITY INC		158	5	3%	163
BRADENTON HEALTH CARE		163			163
TRI COUNTY NURSING HOME		162	1	1%	163
COASTAL INTERNAL MEDICINE		125	38	23%	163
A PLUS PEDIATRICS		144	19	12%	163
PRECISION GENETICS, INC		157	6	4%	163
LAKEVIEW TERRACE RETIREMENT COMMUNITY		146	17	10%	163
WILLISTON PEDIATRICS PA	1	139	23	14%	163
ALTAMONTE MD		3	159	98%	162
WESLEY HAVEN VILLA	1	127	34	21%	162
ARDEN COURTS OF DELRAY BEACH FL LLC	3	148	10	6%	161
SOMERBY LAKE NONA		154	7	4%	161
HUNT CLUB PEDIATRIC ASSOCIATES PA		101	60	37%	161
MID FLORIDA PATHOLOGY LLC MOBILE UNIT #4		110	51	32%	161
ARCADIA HEALTH AND REHABILITATION CENTER		100	60	38%	160
GREENBRIAR REHABILITATION AND NURSING CENTER	1	159			160
KEYSTONE REHAB		160			160
NAIA		159	1	1%	160
BROOKDALE PENSACOLA		158	1	1%	159
WEST COAST FAMILY MEDICAL CARE		124	34	22%	158
ARDEN COURTS OF FORT MYERS		154	4	3%	158
WUESTHOFF REF LABORATORY			158	100%	158
DOCTORS MEMORIAL FAMILY PRACTICE	2	119	36	23%	157
REGENCY PARK		138	18	12%	156
Englewood Healthcare and Rehab		141	15	10%	156
NORTH PORT REHABILITATION AND NURSING CENTER		155	1	1%	156
VIPEDIATRICS PLLC		142	14	9%	156
TIMBERRIDGE NURSING HOME & REHAB		123	33	21%	156
SIGNATURE HEALTHCARE OF ORANGE PARK		153	3	2%	156
COCOA BEACH/ADVENT CENTRA		41	114	74%	155
PALMETTTO FACILITY INC	1	153			154
DIAMOND RIDGE		147	7	5%	154
FAWCETT MEMORIAL HOSPITAL-LAB		39	115	75%	154
HEALTHPOINT MED GRP OF THE EMERALD COAST LLC		124	30	19%	154
PRUITT HEALTH		152	2	1%	154
HIALEAH SHORES NURSING AND REHAB CENTER		146	8	5%	154
BARTRAM CROSSING		154			154
POINTE, THE		126	28	18%	154
FLORIDA DEPARTMENT OF HEALTH IN TAYLOR COUNTY	1	109	43	28%	153
GEORGE SAFRAN MD PC		140	13	8%	153
Kindred Hospital South Florida Hollywood SNU		146	7	5%	153
LAKE REGIONAL URGENT CARE		11	141	93%	152
VILLA MARIA WEST SKILLED NURSING FACILITY		145	7	5%	152
FHMG-FLORIDA HOSPITAL MEDICAL GROUP		127	24	16%	151
NORTH BEACH REHABILITATION CENTER		149	2	1%	151
CHARTER SENIOR LIVING OF PANAMA CITY BEACH		130	21	14%	151

COVID-19: testing by laboratory

Data through Mar 15, 2021 verified as of Mar 16, 2021 at 09:25 AM

Data in this report are provisional and subject to change.

The numbers in the table below represent the number of Florida and non-Florida residents for whom test results were received by the Department of Health. A person can be tested by more than one laboratory and can have both positive and negative results. **Therefore, the sum of the numbers in each column will be larger than the total number of people tested.**

Reporting lab	Inconclusive	Negative	Positive	Percent positive	Total
BENTON HOUSE AT OAKLEAF		121	30	20%	151
E-LAB OF FLORIDA		136	15	10%	151
VILLAGE PEDIATRICS LLC		124	26	17%	150
VIERA DEL MAR HEALTH AND REHABILITATION CENTER		146	4	3%	150
Sunrise Health and Rehabilitation Center		146	4	3%	150
The Crossroads		149	1	1%	150
RIVERSIDE RECOVERY OF TAMPA		149	1	1%	150
LABORATORY OF FLORIDA		97	53	35%	150
KRYSTAL BAY NURSING AND REHABILITATION		145	4	3%	149
PRECISION HEALTH RESOURCES, LLC	1	133	15	10%	149
PHYSICIAN PARTNERS PERRY		86	63	42%	149
FINNISH AMERICAN REST HOME-ALF		147	2	1%	149
SUNNY HILLS ALF OF SEBRING INC		138	11	7%	149
F&T MEDICAL RESEARCH, INC		149			149
REFUAH HEALTH CENTER LABORATORY		142	7	5%	149
PROVIDENCE HOSPITAL LABORATORY		141	8	5%	149
GOLD CHOICE SENIOR COMMUNITIES		109	40	27%	149
MILLENNIUM LAB SERVICES			148	100%	148
VITAS HEALTHCARE CORPORATION OF FL		133	15	10%	148
AMERICAN FAMILY MEDICAL LLC		109	39	26%	148
WRIGHTS HEALTH CARE AND REHABILITATION CENTER		118	30	20%	148
GRAVITY DIAGNOSTICS		55	93	63%	148
ALL FLORIDA FAMILY AND SPORTS MEDICINE		128	20	14%	148
NO FLORIDA PEDIATRICS, PA - BRADFORD		120	27	18%	147
SONATA COCONUT CREEK	2	122	23	16%	147
SEAGRASS VILLAGE FLEMING ISLAND		110	37	25%	147
CAREATC CITY OF TAMPA		121	26	18%	147
PALM BEACH COUNTY HEALTH DEPT LAB	4	136	6	4%	146
CLEARWATER STATMED QUICK QUALITY CLINICS		42	104	71%	146
Quail Run Health Care Center		146			146
CORE BIO LABS		76	70	48%	146
BONITA PHARMACY		133	12	8%	145
NAVARRE GARDENS LLC		120	25	17%	145
CRANE CENTER		114	31	21%	145
REGENCY CARE OF BLOUNTSTOWN LLC		135	10	7%	145
FAMILY EXTENDED CARE OF CENTRAL TAMPA		127	18	12%	145
DESOTO PALMS ALF		140	5	3%	145
QUEENS HOSPITAL CENTER	1	134	10	7%	145
BROOKDALE CAPE CORAL		145			145
WALGREENS 6221		127	17	12%	144
RDV SPORTSPLEX PEDIATRICS		117	27	19%	144
MACKOUL PEDIATRICS FORT MYERS		127	17	12%	144
ADVENTHEALTH CENTRA CARE PONCIANA	1	81	62	43%	144
NCRNC INC		140	4	3%	144
ADVENTHEALTH HOSPICE CARE CENTRAL FLORIDA		140	4	3%	144
NAPHCARE, INC AT MANATEE COUNTY JAIL		118	25	17%	143
MCW MENTAL HEALTH LLC		139	4	3%	143

COVID-19: testing by laboratory

Data through Mar 15, 2021 verified as of Mar 16, 2021 at 09:25 AM

Data in this report are provisional and subject to change.

The numbers in the table below represent the number of Florida and non-Florida residents for whom test results were received by the Department of Health. A person can be tested by more than one laboratory and can have both positive and negative results. **Therefore, the sum of the numbers in each column will be larger than the total number of people tested.**

Reporting lab	Inconclusive	Negative	Positive	Percent positive	Total
JEFFERY WEINZWEIG		2	141	99%	143
SACRED HEART HEALTH SYSTEM INC		113	30	21%	143
JACKSON COUNTY HEALTH DEPARTMENT		99	44	31%	143
Nemours Children's Urgent Care		80	62	44%	142
ALLCARE MEDICAL CENTERS PC		118	24	17%	142
LIFE BRITE		126	16	11%	142
OAKHURST CENTER		135	7	5%	142
SUNLIFE PHARMACY		130	12	8%	142
NOVARI CARE LLC		97	44	31%	141
SENIOR LIVING VII TAMPA LLC	1	131	9	6%	141
Hampton Court Nursing and Rehabilitation Center		139	2	1%	141
PORT ST LUCIE REHABILITATION AND HEALTHCARE		98	43	30%	141
CROSSWINDS HEALTH AND REHABILITATION CENTER	1	138	2	1%	141
OAKS OF KISSIMMEE HEALTH AND REHABILITATION CENTER		138	3	2%	141
EAST NEW YORK DIAGNOSTIC AND TREATMENT		134	7	5%	141
ADVENT HEALTH - PALM HARBOR ER		110	31	22%	141
UNITED CLINICAL LABORATORIES		132	9	6%	141
TUSCAN ISLE CHAMPIONSGATE OP CO LLC		138	2	1%	140
WEDGEWOOD HEALTHCARE CENTER		92	48	34%	140
Gulf Coast Healthcare (Longwood Health and Rehab		118	21	15%	139
WILTON MANORS HEALTH & REHABILITATION CENTER		130	9	6%	139
GRAND OAKS HEALTH & REHABILITATION		138	1	1%	139
DAYSPRING VILLAGE		117	22	16%	139
ST JOSEPH'S HOSPITAL LABORATORY			139	100%	139
LabCorp L#09258090 M#09258105		74	64	46%	138
ADVENT HEALTH CENTRA CARE - DELAND		28	110	80%	138
FLORIDA HEALTH CARE PLANS INC		1	137	99%	138
ADVENT HEALTH CENTRA CARE - CITRUS PARK		9	129	93%	138
AMERICAN PATHOLOGY PARTNERS		136	2	1%	138
SPRING HAVEN RETIREMENT	1	133	3	2%	137
PENSACOLA PEDIATRICS - PACE		128	9	7%	137
PPC-LAB EDI ORCHARD BI		129	8	6%	137
MANOR AT BLUEWATER BAY		131	6	4%	137
SMILEY MEDICAL GROUP		108	29	21%	137
CHERRY OAK PALM BEACH COUNTY		129	8	6%	137
CARENOW URGENT CARE - LAKE MARY			137	100%	137
GULFCOAST PEDIATRICS		128	8	6%	136
ADVENT HEALTH CENTRA CARE - ORANGE CITY	1	53	82	60%	136
MAINSTREAM DIAGNOSTIC LABORATORY LLC		117	19	14%	136
LONGWOOD HEALTH AND REHABILITATION CENTER		124	12	9%	136
DB MD		121	15	11%	136
QUALITY URGENT CARE AND WELLNESS PL	3	96	37	27%	136
CLARE BRIDGE OF CAPE CORAL	1	135			136
SONATA DELRAY BEACH		125	11	8%	136
MV MEDICAL PRACTICE DBA PRIMARY URGENT CARE		128	7	5%	135
WINDSOR OF LAKEWOOD RANCH,THE		133	2	1%	135
MED COMP SCIENCES		1	134	99%	135

COVID-19: testing by laboratory

Data through Mar 15, 2021 verified as of Mar 16, 2021 at 09:25 AM

Data in this report are provisional and subject to change.

The numbers in the table below represent the number of Florida and non-Florida residents for whom test results were received by the Department of Health. A person can be tested by more than one laboratory and can have both positive and negative results. **Therefore, the sum of the numbers in each column will be larger than the total number of people tested.**

Reporting lab	Inconclusive	Negative	Positive	Percent positive	Total
CITRUS MEMORIAL HOSPITAL			135	100%	135
RITE MEDICAL CARE PC		133	2	1%	135
IRL MARKET LAB ALACHUA		104	31	23%	135
ABSOLUTE HEALTH INTERNAL MEDICINE AND PEDIATRICS		119	16	12%	135
PEDIATRIC CARE CENTER		135			135
STEWARD MEDICAL GROUP		34	100	75%	134
ADVANCED MEDICAL CENTER		86	48	36%	134
Peninsula Care and Rehab		122	12	9%	134
DOCTOR'S IN HOUSE LABORATORY		18	116	87%	134
LIFE CARE CENTER OF JACKSONVILLE□		113	21	16%	134
SOUTH CAMPUS FACILITY INC		122	11	8%	133
ISLAND HEALTH AND REHABILITATION CENTER		132	1	1%	133
PROFESSIONAL URGENT CARE SERVICES		99	33	25%	132
Lakeside Nursing and Rehabilitation Center	1	106	25	19%	132
THE REHABILITATION CENTER OF LAKE CITY		127	5	4%	132
CLINICA HISPANA		1	131	99%	132
FOUNTAINS OF HOPE LLC, THE		130	1	1%	131
FAWCETT MEMORIAL HOSPITAL LABORATORY			131	100%	131
BAPTIST HEALTH URGENT CARE AT PLANTATION		102	29	22%	131
CENTRACARE		17	114	87%	131
INTEGRATED REGIONAL LABORATORIES		119	12	9%	131
THE WELLNESS CENTER AT LAKEWOOD RANCH		43	88	67%	131
JPR URGENT MEDICAL CARE		128	2	2%	130
HARBORCHASE OF VERO BEACH	1	114	15	12%	130
MOOSEHAVEN LIFE CARE CENTER		130			130
The Crossings		127	2	2%	129
SONNIS PEDIATRICS PA		116	13	10%	129
TRI-COUNTY NURSING HOME		117	12	9%	129
BMHSI-AEL MICROBIOLOGY LABORATORY	2	102	25	19%	129
AMERICAN HOUSE-BONITA SPRINGS□		128	1	1%	129
DAYSRING SENIOR LIVING LLC		127	2	2%	129
STUART - FAIRGROUNDS		113	16	12%	129
ADVENTHEALTH MEDICAL GROUP FAMILY MEDICINE AT		100	28	22%	128
QUICK CARE MED PL CR		80	48	38%	128
PEDIATRIC ASSOCIATES AT ARGYLE PA		122	6	5%	128
WILLOW BROOKE COURT AT AZALEA TRACE		127	1	1%	128
ENCOMPASS HEALTH REHABILITATION OF SEA PINES		127	1	1%	128
MEASE COUNTRYSIDE HOSPITAL		1	127	99%	128
Shoal Creek Rehabilitation Center		85	42	33%	127
HILLSBOROUGH COUNTY DEVELOPMENTAL CTR□	1	117	9	7%	127
GESSLER CLINIC PA		98	29	23%	127
TGH URGENT CARE – SEMINOLE			126	100%	126
WILLOWBROOKE COURT AT ST ANDREWS ESTATES		121	5	4%	126
PROVISTA DIAGNOSTICS, INC		123	3	2%	126
PROMPT CARE OF CENTRAL FLORIDA			126	100%	126
COLLIER PHARMACY		101	24	19%	125
FIRSTCARE CLINIC		67	58	46%	125

COVID-19: testing by laboratory

Data through Mar 15, 2021 verified as of Mar 16, 2021 at 09:25 AM

Data in this report are provisional and subject to change.

The numbers in the table below represent the number of Florida and non-Florida residents for whom test results were received by the Department of Health. A person can be tested by more than one laboratory and can have both positive and negative results. **Therefore, the sum of the numbers in each column will be larger than the total number of people tested.**

Reporting lab	Inconclusive	Negative	Positive	Percent positive	Total
THE CLUB AND REHABILITATION CENTER		124	1	1%	125
RESEARCH CENTERS OF AMERICA, LLC		101	23	19%	124
KINDRED HOSPITAL MELBOURNE	1	119	4	3%	124
NORTH FL SOUTH GA HCS-MALCOM RANDALL VAMC			124	100%	124
MANOR CARE OF PALM HARBOR		123	1	1%	124
D PEDIATRICS		109	15	12%	124
ARBOR GLEN AT ARBOR TRACE	2	113	9	7%	124
IQBAL A FARUQUI MD		92	32	26%	124
KINDRED HOSPITAL-BAY AREA-ST PETERSBURG LAB	1	117	6	5%	124
Mt Sinai Aventura			124	100%	124
CITRUS MEMORIAL HEALTH SYSTEM LAB		2	121	98%	123
ADVENT HEALTH CENTRA CARE - BRANDON		31	92	75%	123
ST PETERSBURG PEDIATRICS-MLK JUNIOR BLVD		114	9	7%	123
WINDERMERE MEDICAL CENTER		117	5	4%	122
COQUINA CENTER		119	3	2%	122
THREE OAKS PHARMACY INC		109	13	11%	122
ESCAMBIA COUNTY JAIL DETENTION DIVISION		119	3	2%	122
JEFFERSON COUNTY HEALTH DEPARTMENT-MONTICELLO		91	31	25%	122
FLORIDA DEPARTMENT OF HEALTH IN LAKE COUNTY	1	78	42	35%	121
DIAGNOSTIC LABORATORY OF OKLAHOMA		98	23	19%	121
MINUTECLINIC DIAGNOSTIC OF RHODE ISLAND, LLC #729		117	4	3%	121
EMBRY RIDDLE AERONAUTICAL UNIVERSITY HEALTH SERVICES		1	120	99%	121
GENEDX		46	75	62%	121
SONATA WEST		119	2	2%	121
PARKVIEW HEALTH		121			121
AMERICAN HOUSE COCONUT POINT		103	18	15%	121
CLERMONT URGENT CARE			121	100%	121
URGENT CARE TCMA			121	100%	121
Crystal Health & Rehab Center		115	6	5%	121
AHEC CLINIC		7	114	94%	121
Sandy Ridge Center for Rehabilitation and Healing		100	21	17%	121
ARIZONA DEPARTMENT OF HEALTH SERVICES		5	115	96%	120
WALTON PLACE		120			120
ATMORE COMMUNITY HOSPITAL LABORATORY		93	27	23%	120
MEYER PEDIATRICS		107	13	11%	120
BROOKDALE JENSEN BEACH		117	3	3%	120
MATHISON RETIREMENT COMMUNITY		114	5	4%	119
PALMS FACILITY INC		104	15	13%	119
SEMINOLE TRIBE OF FLORIDA		97	22	18%	119
KINDRED HOSPITAL SOUTH FLORIDA		117	2	2%	119
ISLAND URGENT CARE PLLC DBA AFC URGENT CARE		118	1	1%	119
SUMMIT MEDICAL GROUP		108	11	9%	119
BOSTON RED SOX CLUB LP		117	2	2%	119
HEARTLAND HEALTHCARE AND REHAB CENTER		97	22	18%	119
RDX BIOSCIENCE		60	58	49%	118
COASTAL HEALTH AND REHAB		110	8	7%	118
HOBDAIRI FAMILY HEALTH LLC		82	36	31%	118

COVID-19: testing by laboratory

Data through Mar 15, 2021 verified as of Mar 16, 2021 at 09:25 AM

Data in this report are provisional and subject to change.

The numbers in the table below represent the number of Florida and non-Florida residents for whom test results were received by the Department of Health. A person can be tested by more than one laboratory and can have both positive and negative results. **Therefore, the sum of the numbers in each column will be larger than the total number of people tested.**

Reporting lab	Inconclusive	Negative	Positive	Percent positive	Total
FIRST CHOICE PEDIATRICS INC		109	9	8%	118
SH HERON EAST LLC		103	15	13%	118
PSL NAPLES BH OPERATIONS, LLC		118			118
TRADITION MEDICAL CENTER LABORATORY		50	67	57%	117
Avante at Melbourne		116	1	1%	117
KINDRED HOSPITAL - SOUTH FLORIDA		114	3	3%	117
PANAMA PHARMACY	3	96	18	15%	117
MEMORY CARE OF NAPLES		117			117
NEIGHBORHOOD MEDICAL CENTER		112	5	4%	117
VITAS HEALTHCARE CORPORATION OF FLORIDA		113	3	3%	116
BELVEDERE COMMONS OF FORT WALTON BEACH		106	10	9%	116
GARDENS HEALTH NH LLC		113	3	3%	116
PINELLAS COUNTY JAIL			116	100%	116
LEE COUNTY SCHOOL DISTRICT	1	108	7	6%	116
MAGNOLIA MEDICAL CLINIC		11	105	91%	116
HOSPICE OF THE TREASURE COAST		112	4	3%	116
FLORIDA ATLANTIC UNIVERSITY		109	7	6%	116
HIGHLANDS MEDICAL CENTER		112	3	3%	115
BROOKDALE COLONIAL PARK	2	112	1	1%	115
HAZELDEN FLORIDA	1	111	3	3%	115
MINUTECLINIC DIAGNOSTIC		108	7	6%	115
SUNFLOWER SPRINGS ASSISTED LIVING		105	10	9%	115
TIFFANY HALL NURSING AND REHAB CENTER		106	9	8%	115
NADAL PEDIATRICS		87	28	24%	115
THE COURTYARD ASSISTED LIVING		111	4	3%	115
Madison Health and Rehabilitation Center		78	36	32%	114
ELAN BUENA VISTA		97	17	15%	114
CABANA AT JENSEN DUNES, THE		110	4	4%	114
BROWARD HEALTH CORAL SPRINGS EPIDEMIOLOGY DEPT		1	113	99%	114
FLORIDA MEDICAL CLINIC LLC		64	50	44%	114
MONTEFIORE MEDICAL CENTER LABORATORIES - MOSES		104	10	9%	114
BVM THE BRIDGES LLC		114			114
Courtyards of Orlando Care Center		101	12	11%	113
TREASURE COAST MEDICAL ASSOCIATES		4	109	96%	113
ALLIED HEALTH FORT PIERCE		112			112
WELLNOW URGENT CARE PC		112			112
EPWORTH VILLAGE RETIREMENT COMMUNITY		110	2	2%	112
NSPIRE HEALTHCARE TAMARAC		80	32	29%	112
ALTERNATIVE LIVING, INC DBA TWIN CITIES PAVILION		109	3	3%	112
UNIVERSITY MEDICAL CENTER SUITES		99	13	12%	112
SOLARIS SENIOR LIVING OF MERRITT ISLAND		108	4	4%	112
CLEVELAND CLINIC FOUNDATION		12	100	89%	112
WESTWOOD NURSING & REHAB		78	34	30%	112
PHYSICIANS REGIONAL CLINIC		82	29	26%	111
MD 365 MEDICAL CARE		110	1	1%	111
ARBOR TERRACE ORTEGA LLC	2	107	2	2%	111
HOSPICE OF THE EMERALD COAST INC - PANAMA CITY	2	101	7	6%	110

COVID-19: testing by laboratory

Data through Mar 15, 2021 verified as of Mar 16, 2021 at 09:25 AM

Data in this report are provisional and subject to change.

The numbers in the table below represent the number of Florida and non-Florida residents for whom test results were received by the Department of Health. A person can be tested by more than one laboratory and can have both positive and negative results. **Therefore, the sum of the numbers in each column will be larger than the total number of people tested.**

Reporting lab	Inconclusive	Negative	Positive	Percent positive	Total
BAPTIST HEALTH SOUTH FLORIDA - WEST BOCA URGENT CARE		82	28	25%	110
PINELLAS CARE CENTER		79	31	28%	110
MG PORT CHARLOTTE II SUBTENANT LLC		99	11	10%	110
L&S SENIOR CARE DBA ARCADIA OAKS	4	105	1	1%	110
FLAGLER COLLEGE HEALTH SERVICES		80	30	27%	110
TGH URGENT CARE – TYRONE		2	108	98%	110
Lehigh Acres Health and Rehabilitation		99	11	10%	110
LAKE HOUSE ASSISTED LIVING		93	17	15%	110
CVS		24	86	78%	110
BIODESIX, INC.		81	28	26%	109
SOUTH BALDWIN MEDICAL CENTER GULF SHORES		87	22	20%	109
SUMMIT MEDICAL GROUP PA		99	10	9%	109
SHC College Park		107	1	1%	108
Riviera Health Resort		108			108
BAYCARE HEALTH SYSTEMS		2	106	98%	108
North Lake Care Center		107	1	1%	108
UNIVERSITY HEALTH SYSTEM INC		98	10	9%	108
HEARTLAND PHARMACY LAKE PLACID, INC		81	27	25%	108
CARE RESOURCE COMMUNITY HEALTH CENTERS INC		102	6	6%	108
EVANS HEALTH CARE		106	2	2%	108
PRIME HEALTH OF NORTH PORT LLC		93	14	13%	107
NAVY HOSPITAL			107	100%	107
SEMINOLE SPORTS AND FAMILY MEDICINE		95	12	11%	107
ARBOR TERRACE SAN JOSE LLC	3	102	2	2%	107
BAY VIEW HEALTHCARE		85	22	21%	107
ROHR HOME		104	3	3%	107
LATE HOURS URGENT CARE		58	49	46%	107
ALL MY KIDS PEDIATRICS INC		75	32	30%	107
PANCARE HEALTH GULF COUNTY		79	28	26%	107
LEE MEMORIAL HEALTH SYSTEM HEALTH FAIR		102	5	5%	107
Centre Pointe Health and Rehabilitation Center		96	11	10%	107
OPPENHEIMER PLASTIC SURGERY LLC		102	5	5%	107
SURFSIDE URGENT CARE		85	21	20%	106
NORTH FLORIDA EVALUATION AND TREATMENT CENTER	2	99	5	5%	106
ELMCROFT OF BELLA VITA☐		98	8	8%	106
MINUTECLINIC DIAGNOSTIC OF TEXAS, LLC		96	10	9%	106
MINUTECLINIC LLC #4987		92	14	13%	106
MY CLINICAL LAB INC		17	89	84%	106
HEART OF FLORIDA REGIONAL MED CTR		35	71	67%	106
MEDICAL CONSULTANTS OF FLORIDA DBA	1	90	14	13%	105
ST PETERSBURG PEDIATRICS-SEMINOLE		92	13	12%	105
ISLAND DOCTORS		16	89	85%	105
DIATHERIX LABORATORIES		61	44	42%	105
PICH KTM CORP DBA MEDTOWN PHARMACY		89	16	15%	105
PEDIATRIC CARE CENTER- JACKSONVILLE BEACH		75	29	28%	104
FHMG LAKE MARY PEDS		90	14	13%	104
VISTA MANOR		92	12	12%	104

COVID-19: testing by laboratory

Data through Mar 15, 2021 verified as of Mar 16, 2021 at 09:25 AM

Data in this report are provisional and subject to change.

The numbers in the table below represent the number of Florida and non-Florida residents for whom test results were received by the Department of Health. A person can be tested by more than one laboratory and can have both positive and negative results. **Therefore, the sum of the numbers in each column will be larger than the total number of people tested.**

Reporting lab	Inconclusive	Negative	Positive	Percent positive	Total
LABCORP RTP		37	67	64%	104
GRANDE, THE	2	98	4	4%	104
PREDICTIVE LABORATORIES, INC	1	90	13	13%	104
CONCIMED LLC		91	13	13%	104
EAST RIDGE RETIREMENT VILLAGE INC		104			104
J FRANK AVEY MD		81	23	22%	104
REGENCY OAKS HEALTH CENTER		101	2	2%	103
A2Z DIAGNOSTICS		102	1	1%	103
KINDRED HOSPITAL NORTH FLORIDA	3	94	6	6%	103
WESTCHESTER MEDICAL CENTER		99	3	3%	102
VIERA HOSPITAL			102	100%	102
AEGIS MEDICAL GROUP		84	18	18%	102
CSL PLASMA INC		7	95	93%	102
SEVEN HILLS HEALTH AND REHABILITATION CENTER		86	16	16%	102
MICRO PATH LABORATORIES INC		99	3	3%	102
ST MARK ASSISTED LIVING CENTER	1	89	12	12%	102
EC OPCO CARROLLWOOD LLC		95	6	6%	101
TUSCAN ISLE OPERATING COMPANY LLC DBA		98	3	3%	101
SUNSHINE GARDENS		100	1	1%	101
WHITE PLAINS HOSPITAL CENTER LAB		97	4	4%	101
BROOKDALE VERO BEACH SOUTH AL		101			101
ESCAMBIA COUNTY JAIL	1	74	26	26%	101
DOUGLAS T JACOBSON STATE VETERANS HOME		100			100
VILLAS OF HOLLY BROOK - BRADENTON 14TH		100			100
EMERALD COAST CENTER		96	4	4%	100
RAPID RELIABLE TESTING NY LLC		93	7	7%	100
GLOBAL CENTRAL LABS AT PPD	2	88	10	10%	100
CAREMOUNT MEDICAL - PATHOLOGY		96	4	4%	100
CCS - BROWARD COUNTY JAIL		94	6	6%	100
Consulate Health Care of Port Charlotte		98	2	2%	100
VITAS HEALTHCARE		89	10	10%	99
CENTRAL FLORIDA HEALTH CARE		47	52	53%	99
SANIBEL INTERNAL MEDICINE, LLC		96	3	3%	99
PruittHealth Fleming Island		87	12	12%	99
325TH MEDICAL GROUP		83	16	16%	99
BARBARA O'REILLY MD PA		96	3	3%	99
CHARLES CROFT MD	1	96	1	1%	98
KORGENE LAB	1	28	69	70%	98
SIGNATURE HEALTHCARE OF PORT CHARLOTTE		91	7	7%	98
ORANGE PARK PEDIATRICS		89	9	9%	98
PLAZA OF HALLANDALE BEACH		98			98
INNOVATIVE GENOMICS, LLC		77	21	21%	98
SEMINOLE COUNTY HEALTH DEPARTMENT		79	19	19%	98
Cross Landings Health and Rehabilitation		97	1	1%	98
TURNING POINT OF TAMPA		92	6	6%	98
URINEGOODHANDS LLC		96	2	2%	98
FLORIDA COMMUNITY HEALTH CENTERS INC			98	100%	98

COVID-19: testing by laboratory

Data through Mar 15, 2021 verified as of Mar 16, 2021 at 09:25 AM

Data in this report are provisional and subject to change.

The numbers in the table below represent the number of Florida and non-Florida residents for whom test results were received by the Department of Health. A person can be tested by more than one laboratory and can have both positive and negative results. **Therefore, the sum of the numbers in each column will be larger than the total number of people tested.**

Reporting lab	Inconclusive	Negative	Positive	Percent positive	Total
LANDMARK, THE		48	50	51%	98
MACADAMS HOME HEALTH AGENCY		97	1	1%	98
MINUTECLINIC DIAGNOSTIC OF SOUTH CARO		78	19	20%	97
RIDGEWOOD DIAGNOSTIC LABORATORY		92	5	5%	97
ARBOR TRAIL		77	20	21%	97
MINNESOTA TWINS		92	5	5%	97
HURLBURT FIELD CLINIC		39	58	60%	97
ORLANDO LUTHERAN TOWERS ASSISTED LIVING		97			97
DELAND WELLNESS CENTER			97	100%	97
HEALTH CENTERS AT BRENTWOOD		96	1	1%	97
PEDIATRIC ASSOCIATES ORLANDO		82	14	15%	96
ARDEN COURTS OF LELY PALMS□		94	2	2%	96
PALMS EDGE	1	89	6	6%	96
BAYSHORE MEMORY CARE□		96			96
MARKET STREET VIERA		95	1	1%	96
HOSPICE OF MARTIN & ST LUCIE, INC		93	3	3%	96
Golfview Healthcare Center		90	5	5%	95
LECONTE MEDICAL CENTER LAB		76	19	20%	95
KALEIDA HEALTH CENTER FOR LABORATORY		89	6	6%	95
CROSS CITY REHABILITATION AND HEALTH CARE CENTER		72	23	24%	95
MIAMI BEACH COMMUNITY HEALTH CENTER		1	94	99%	95
DEVANSH LAB WERKS INC		79	16	17%	95
SUPERIOR RESIDENCES OF LECANTO		80	15	16%	95
THE TERRACE OF KISSIMMEE		80	15	16%	95
DIAGNOSTIC SOLUTIONS		3	91	97%	94
LENOX HILL HOSPITAL		87	7	7%	94
CONSULATE HEALTH CARE OF SARASOTA□	1	93			94
MINUTECLINIC DIAGNOSTIC OF SOUTH CAROLINA, LLC		78	16	17%	94
ADVENT HEALTH CENTRA CARE - EAST ORLANDO		65	29	31%	94
ARDEN COURTS OF PALM HARBOR		75	19	20%	94
QPS, LLC		91	3	3%	94
NORTH SHORE MEDICAL LABS	1	86	7	7%	94
PENNSYLVANIA DEPT OF HEALTH		21	72	77%	93
ADVENTHEALTH MEDICAL GROUP PRIMARY CARE		89	4	4%	93
GIBBENS FAMILY MEDICAL, LLC		74	19	20%	93
ADVANCED EMURGENT CARE		27	66	71%	93
PRESERVE AT PALM AIRE	3	90			93
ADVENT HEALTH CENTRA CARE - WATERMAN		79	14	15%	93
LAKELAND REGIONAL HEALTH LAKE MIRIAM		50	42	46%	92
BAPTIST MEDICAL CENTER SOUTH		75	17	18%	92
HARBORCHASE OF NAPLES		79	13	14%	92
DEBARY HEALTH AND REHABILITATION CENTER		88	3	3%	91
JOHN KNOX VILLAGE OF FLORIDA ALF	1	86	4	4%	91
MAGNOLIA DIAGNOSTIC		2	89	98%	91
CAN COMMUNITY HEALTH		90	1	1%	91
BAHIA OAKS LODGE		85	6	7%	91
HERON CLUB AT PRESTANCIA		89	2	2%	91

COVID-19: testing by laboratory

Data through Mar 15, 2021 verified as of Mar 16, 2021 at 09:25 AM

Data in this report are provisional and subject to change.

The numbers in the table below represent the number of Florida and non-Florida residents for whom test results were received by the Department of Health. A person can be tested by more than one laboratory and can have both positive and negative results. **Therefore, the sum of the numbers in each column will be larger than the total number of people tested.**

Reporting lab	Inconclusive	Negative	Positive	Percent positive	Total
BAY PINES MEDICAL ASSOCIATES		1	90	99%	91
PEDIATRICS IN BREVARD PA- ROCKLEDGE		54	36	40%	90
EXPERTUS LABORATORIES INC		28	62	69%	90
PATRICK AIR FORCE BASE		3	87	97%	90
ASHRAF MEDICAL GROUP PLLC DBA PULSE MD		87	3	3%	90
GATTOLINE ENTERPRISES, INC. DBA FAMILY CARE PHARMACY		75	15	17%	90
UNIVERSTIY CENTER MEDICAL LLC DBA	1	85	4	4%	90
CENTURY CENTER FOR REHABILITATION & HEALING		72	18	20%	90
WEST		76	14	16%	90
LIFESTREAM BEHAVIORIAL CENTER		69	21	23%	90
KEYS MEDICAL GROUP			90	100%	90
HAWTHORN HOUSE		76	14	16%	90
ATRIUM AT LIBERTY PARK		85	4	4%	89
MINUTECLINIC DIAGNOSTIC OF NORTH CARO		78	11	12%	89
BAY REGIONAL URGENT CARE	1	51	37	42%	89
FREEDOM INN AT TARPON SPRINGS		82	7	8%	89
STUART LODGE LIVING LLC		66	23	26%	89
Winter Garden Rehab and Nursing Facility		78	11	12%	89
NORTH FLORIDA SPINE AND WELLNESS		69	20	22%	89
Gabisa Medical LLC		89			89
GOVERNOR'S CREEK HEALTH & REHABILITATION		87	1	1%	88
Lanier Rehab		63	25	28%	88
East Bay Rehabilitation Center		54	34	39%	88
A COUNTRY PLACE ASSISTED LIVING FACILITY		86	2	2%	88
LABFIRST - DEPARTMENT OF PATHOLOGY		84	4	5%	88
CALADIUM PEDIATRICS		79	9	10%	88
AVERO DIAGNOSTICS		64	24	27%	88
NEW SMYRNA BEACH URGENT CARE			88	100%	88
STONY BROOK UNIVERSITY MEDICAL CENTER		74	14	16%	88
LAKE GIBSON VILLAGE, LLC		85	3	3%	88
ERIE COUNTY MEDICAL CTR CLINICAL LABS		83	4	5%	87
PACIFIC ANALYTICS			87	100%	87
BRANDON HEALTH AND REHABILITATION CENTER	1	85	1	1%	87
CLYDE E LASSEN STATE VETERANS NURSING HOME		62	25	29%	87
DISCOVERY VILLAGE AT THE FORUM		86			86
HARBOR BEACH NURSING AND REHABILITATION CENTER		83	3	3%	86
PENSACOLA DEVELOPMENTAL CENTER		67	19	22%	86
CRESTVIEW URGENT CARE		15	71	83%	86
MINUTECLINIC DIAGNOSTIC OF NORTH CAROL		71	15	17%	86
SOUTH GEORGIA MEDICAL CENTER		48	38	44%	86
PORT CHARLOTTE REHABILITATION CENTER		73	13	15%	86
CARE CENTERS OF NASSAU, LLC - HENDRICKS RD		85			85
PRMG - EAST NAPLES	1	73	11	13%	85
WALGREENS #12673		82	3	4%	85
GRAND OAKS OF JENSEN BEACH LLC		84	1	1%	85
MIAMI SHORES NURSING & REHAB		85			85
BARRY UNIVERSITY STUDENT HEALTH SERVICES		51	34	40%	85

COVID-19: testing by laboratory

Data through Mar 15, 2021 verified as of Mar 16, 2021 at 09:25 AM

Data in this report are provisional and subject to change.

The numbers in the table below represent the number of Florida and non-Florida residents for whom test results were received by the Department of Health. A person can be tested by more than one laboratory and can have both positive and negative results. **Therefore, the sum of the numbers in each column will be larger than the total number of people tested.**

Reporting lab	Inconclusive	Negative	Positive	Percent positive	Total
KEYSTYLE LIVING LLC	1	83	1	1%	85
TOTAL CARE PLUS LLC			85	100%	85
W. FRANK WELLS NURSING HOME		84	1	1%	85
ARDEN COURTS OF SARASOTA		69	16	19%	85
LAKE WALES OPERATING GROUP LLC		80	5	6%	85
PUTNAM COUNTY SHERIFFS OFFICE		78	6	7%	84
MEDEXPRESS - BLOOMIN BRANDS		65	19	23%	84
ARDEN COURTS OF WEST PALM BEACH		84			84
PINES OF SARASOTA GARDEN		84			84
EAST ALABAMA MEDICAL CENTER LABORATORY		72	12	14%	84
WINDSOR OAKS		83	1	1%	84
NITE LITE PEDIATRICS - JACKSONVILLE		76	8	10%	84
MENORAH HOUSE		83	1	1%	84
Baldwin Peditrix		73	11	13%	84
ARBOR OAKS AT TYRONE	9	73	2	2%	84
FLORIDA DEPARTMENT OF HEALTH IN WALTON COUNTY		70	13	16%	83
CANOPY ON BERRYHILL, THE		51	32	39%	83
LABCORP EMPLOYER SERVICES		82	1	1%	83
BLISS HEALTHCARE SERVICES	1	60	22	27%	83
EISENHOWER ARMY MEDICAL CENTER		76	7	8%	83
PRINCIPLE LABORATORY	1	79	3	4%	83
LAFAYETTE NURSING AND REHABILITATION CENTER		81	2	2%	83
MD 365 MEDICAL CARE PLLC		82			82
BRILLIANCE ASSISTED LIVING		65	17	21%	82
THE PAVILION FOR HEALTH CARE		72	10	12%	82
CATHOLIC HEALTH SYSTEM DEPT LABORATORY		80	2	2%	82
Lexington Health and Rehabilitation Center		82			82
LAKE HOWELL FAMILY MEDICINE ASSOCIATES		69	13	16%	82
HUNTSVILLE HOSPITAL LABORATORY		57	25	30%	82
LAB		29	53	65%	82
QUALITY URGENT CARE AND WELLNESS		45	37	45%	82
WALGREENS #06012		73	9	11%	82
LONG TERM CARE OF JAY, LLC		60	21	26%	81
BIO-TECH CLINICAL LABORATORIES		41	40	49%	81
ACE BIOMEDICAL LABS LLC		68	13	16%	81
LANDMARK HOSPITAL SOUTHWEST FLORIDA LLC		78	3	4%	81
MED ONE AT SAINT AUGUSTINE		49	31	39%	80
Consulate Health Care of Jacksonville		66	14	18%	80
FHMG- FLORIDA HOSPITAL MEDICAL GROUP		69	11	14%	80
ST VINCENT'S BIRMINGHAM		74	6	8%	80
BEACHES PEDIATRICS PA		75	5	6%	80
ROSECASTLE AT DELANEY CREEK		79	1	1%	80
PLYMOUTH HOME FOR ADULTS, INC.	8	71	1	1%	80
HUNTINGTON HOSPITAL LABORATORY		76	3	4%	79
AMERICAN ESOTERIC LAB-BIRMINGHAM		77	2	3%	79
ECOLAB GROUP		45	34	43%	79
NORTHEAST FLORIDA STATE HOSP-NURSING		78	1	1%	79

COVID-19: testing by laboratory

Data through Mar 15, 2021 verified as of Mar 16, 2021 at 09:25 AM

Data in this report are provisional and subject to change.

The numbers in the table below represent the number of Florida and non-Florida residents for whom test results were received by the Department of Health. A person can be tested by more than one laboratory and can have both positive and negative results. **Therefore, the sum of the numbers in each column will be larger than the total number of people tested.**

Reporting lab	Inconclusive	Negative	Positive	Percent positive	Total
CBS LABS OF TAMPA LLC		3	76	96%	79
MINUTECLINIC DIAGNOSTIC OF OHIO LLC		62	17	22%	79
CHAMBREL AT ISLAND LAKE		76	3	4%	79
BALMORAL TENANT SERVICES INC	1	43	35	44%	79
VETERANS AFFAIRS MEDICAL CENTER - PALO ALTO		28	51	65%	79
EDGEWATER AT WATERMAN VILLAGE		78	1	1%	79
EMERALD COAST BEHAVIORAL HOSPITAL		73	6	8%	79
G & R HEALTH MART PHARMACY		65	14	18%	79
JERICOHO URGENT CARE		75	3	4%	78
AU HEALTH		64	14	18%	78
LAKE MORTON PLAZA□		75	3	4%	78
WEST VOLUSIA FAMILY AND SPORTS MEDICINE		75	2	3%	77
HEALTH FIRST - PALM BAY HOSPITAL		2	75	97%	77
ORANGE CITY NURSING AND REHAB		75	2	3%	77
PARK OF THE PALMS INC		77			77
TRUE NORTH HEALTH NAVIGATION LLC DBA DISPATCHHEALTH	1	60	16	21%	77
LAB PLUS, LLC AT SAINT THOMAS WEST HOSPITAL		63	14	18%	77
FLORIDA PEDIATRIC GROUP		27	50	65%	77
BOND CLINIC PA		45	32	42%	77
PEDIATRIC SERVICES AND BREATHING CENTER PA		57	20	26%	77
PANIRA HEALTHCARE CLINIC		2	75	97%	77
RARITAN BAY PERTH AMBOY		68	9	12%	77
PENSACOLA PEDIATRICS MILTON		66	11	14%	77
CENTRAL BALDWIN IMMEDIATE CARE & FAMILY PRACTICE		59	18	23%	77
Belleair Healthcare Center		70	6	8%	76
WALGREENS 9627		70	6	8%	76
MERCY MEDICAL URGENT CARE CENTER INC		35	41	54%	76
KINDRED AT HOME		67	9	12%	76
S-H THIRTY-FIVE OPCO- PORT ST LUCIE, LLC	1	75			76
DYNAMIC MEDICAL USA			76	100%	76
CLINICAL PATHOLOGY ASSOCIATES-SONIC REFERENCE LAB		76			76
MOBILE PHYSICIAN SERVICES INC		68	8	11%	76
WINDSOR REFLECTIONS		75	1	1%	76
PROMEDICA LABORATORIES		21	54	72%	75
ADVENTHEALTH EXPRESSCARE		45	30	40%	75
MORTON PLANT HOSPITAL NURSING			75	100%	75
SOUTH LAKE PEDIATRICS		68	7	9%	75
PALM BAY HOSPITAL			74	100%	74
BROOKDALE OVIEDO		72	2	3%	74
ALLIANCE PEDIATRICS		43	31	42%	74
PUBLIC SQUARE PHARMACY LLC		56	18	24%	74
BROWARD HEALTH MEDICAL CENTER		3	71	96%	74
NOAH CLINICAL LABORATORY		63	11	15%	74
COOPER FAMILY MEDICAL PLLC		54	20	27%	74
EXPRESS DOCS LLC			74	100%	74
NORTH CENTRAL BRONX HOSPITAL		72	2	3%	74
CONSULATE HEALTH CARE - LAKE MARY		72	1	1%	73

COVID-19: testing by laboratory

Data through Mar 15, 2021 verified as of Mar 16, 2021 at 09:25 AM

Data in this report are provisional and subject to change.

The numbers in the table below represent the number of Florida and non-Florida residents for whom test results were received by the Department of Health. A person can be tested by more than one laboratory and can have both positive and negative results. **Therefore, the sum of the numbers in each column will be larger than the total number of people tested.**

Reporting lab	Inconclusive	Negative	Positive	Percent positive	Total
SCOTT LAKE HEALTH AND REHABILITATION CENTER		71	2	3%	73
PRIMECARE AT TWIN LAKES		1	72	99%	73
HOLMES COUNTY HEALTH DEPARTMENT	1	59	13	18%	73
CATHOLIC HEALTH SERVICES REGIONAL LAB		66	7	10%	73
OAK MANOR NURSING HOME		69	4	5%	73
WATERCREST ST LUCIE WEST	1	69	3	4%	73
BROWARD HEALTH MEDICAL CENTER CLINICAL LAB			73	100%	73
SIMED LABORATORY		57	16	22%	73
MID FLORIDA PRIMARY CARE PA		59	14	19%	73
MEDRITE URGENT CARE		59	13	18%	72
CRAIG BERGER MD PL D/B/A BAY AREA EYE INSTITUTE		72			72
DISCOVERY VILLAGE AT PALM BEACH GARDENS		71	1	1%	72
ALTAMONTE PEDIATRIC ASSOCIATES		31	41	57%	72
HAVEN OF OUR LADY OF PEACE		72			72
BIGGERS FAMILY MEDICINE PA	1	65	6	8%	72
LAKE CITY VA MEDICAL CENTER			71	100%	71
STERLING HOUSE OF TALLAHASSEE	3	62	6	8%	71
WALGREENS 2941		68	3	4%	71
AMMON LABS		61	10	14%	71
NORTH FLORIDA PEDIATRICS		57	14	20%	71
BROOKDALE PALM COAST		71			71
ADVANCED LAB		67	4	6%	71
INN AT ASTON GARDENS AT PELICAN POINTE,THE		67	4	6%	71
ASSOCIATED CLINICAL LABORATORIES		62	8	11%	70
SUNCOAST COMMUNITY HEALTH CENTERS PEDIATRICS		21	49	70%	70
USF HEALTH MORSANI CENTER		5	65	93%	70
OCALA OAKS REHABILITATION CENTER		64	6	9%	70
Highlands Regional Hospital		63	7	10%	70
ADVENT HEALTH - LAKE MARY		60	10	14%	70
SUMMIT AT VENICE	2	63	5	7%	70
GV NAPLES OPCO, LLC		69	1	1%	70
PANCARE HEALTH - MALONE CLINIC		63	7	10%	70
LUTHERAN HAVEN ASSISTED LIVING		69			69
HERITAGE HEALTHCARE AND REHABILITATION CENTER		69			69
TERRACE AT HOBE SOUND, THE	1	64	4	6%	69
SAN JOSE SENIOR CARE LLC	1	43	25	36%	69
JACOBI MEDICAL CENTER		64	5	7%	69
STONY BROOK SOUTHAMPTON		68	1	1%	69
MEMORIAL MANOR		69			69
PARKSIDE INN	3	64	2	3%	69
PLANTATION GENERAL HOSPITAL CLINICAL LAB		26	43	62%	69
SOS MOBILE MEDICAL CARE LLC		58	11	16%	69
CP/AIG PENSACOLA DEVELOPMENT LLC		66	3	4%	69
SUNCOAST OPTIMAL WELLNESS		23	45	66%	68
BIG BOCA SMILES LLC		66	2	3%	68
Summit Medical Group, Pa Db a Citymd		61	7	10%	68
Conway Lakes Health and Rehabilitation Center		68			68

COVID-19: testing by laboratory

Data through Mar 15, 2021 verified as of Mar 16, 2021 at 09:25 AM

Data in this report are provisional and subject to change.

The numbers in the table below represent the number of Florida and non-Florida residents for whom test results were received by the Department of Health. A person can be tested by more than one laboratory and can have both positive and negative results. **Therefore, the sum of the numbers in each column will be larger than the total number of people tested.**

Reporting lab	Inconclusive	Negative	Positive	Percent positive	Total
AEL- MEMPHIS		17	51	75%	68
COASTAL DETOX		68			68
ST JOHNS COUNTY DETENTION CENTER		68			68
Avante at St Cloud, Inc.		66	2	3%	68
JENNIFER J CHIAVETTA-GRLSANTI DC		55	13	19%	68
MD LABS		41	27	40%	68
MISIR DRUGS LLC		56	12	18%	68
CL BRUMBACK PRIMARY CARE CLINICS		17	51	75%	68
BROOKDALE BONITA SPRINGS		67	1	1%	68
AFTER HOURS PEDIATRICS			68	100%	68
TITUSVILLE FAMILY PRACTICE		16	51	76%	67
PEDIATRIC SERVICES OF AMERICA INC		63	4	6%	67
BOND CLINIC DR ELDEEB		35	32	48%	67
MEASE MANOR INC		63	4	6%	67
EC OPCO PENSACOLA, LLC		66	1	1%	67
GENPATH			67	100%	67
Stratford Court of Palm Harbor		56	10	15%	66
PANCARE HEALTH - FREEPORT CLINIC SUITE B		57	9	14%	66
TROPICANA MANUFACTURING COMPANY INC		60	6	9%	66
GRAND VILLA OF DELAND		60	6	9%	66
DELCARE PA		51	15	23%	66
MED EXPRESS		6	60	91%	66
SOMERBY OF SANTA ROSA BEACH		57	9	14%	66
INDIGO MANOR		22	44	67%	66
AMERICAN FAMILY MEDICAL		53	13	20%	66
MEDEX MEDICAL EXPRESS OF PALATKA			66	100%	66
BISHOP GRADY VILLAS		63	2	3%	65
NOMI HEALTH LAB SERVICES LLC		5	60	92%	65
VETERANS AFFAIRS MEDICAL CENTER - GULF COAST		27	38	58%	65
APOLLO HEALTH & REHABILITATION		59	6	9%	65
SUWANNEE COUNTY SHERIFF OFFICE		62	3	5%	65
LEVY COUNTY DEPARTMENT OF HEALTH		48	17	26%	65
CORAL GABLES HOSPITAL			65	100%	65
OKEECHOBEE URGENT CARE		17	48	74%	65
BROOKDALE CENTRE POINTE	1	64			65
SUMMER VISTA ASSISTED LIVING		38	27	42%	65
BOND AND STEELE CLINIC, PA		51	14	22%	65
OCALA CBOC		60	5	8%	65
TREASURE COAST FORENSIC TREATMENT CTR		44	21	32%	65
ISLAND COAST PEDIATRICS		58	7	11%	65
NORTH SHORE UNIVERSITY HOSPITAL LABORATORY		59	6	9%	65
HARMONY CLINIC		1	64	98%	65
GREENLEAF ALF		63	1	2%	64
JOSEPH L MORSE GERIATRIC CENTER	2	59	3	5%	64
NXGEN MDX		20	44	69%	64
OUT OF STATE		40	24	38%	64
TRINITY AL SENIOR HOUSING LLC		45	19	30%	64

COVID-19: testing by laboratory

Data through Mar 15, 2021 verified as of Mar 16, 2021 at 09:25 AM

Data in this report are provisional and subject to change.

The numbers in the table below represent the number of Florida and non-Florida residents for whom test results were received by the Department of Health. A person can be tested by more than one laboratory and can have both positive and negative results. **Therefore, the sum of the numbers in each column will be larger than the total number of people tested.**

Reporting lab	Inconclusive	Negative	Positive	Percent positive	Total
WADSWORTH HEALTH CENTER		61	3	5%	64
ADVENT HEALTH CENTRA CARE - WINTER GARDEN		18	46	72%	64
NEMOURS CHILDRENS PRIMARY CARE OVIEDO		51	13	20%	64
THOMAS INTERNAL MEDICINE		52	11	17%	63
APC PEDIATRICS AT RYE ROAD MEDICAL PARK		63			63
BEEHIVE HOMES OF GULF BREEZE		47	16	25%	63
DOH-WEST PALM BEACH BRANCH LABORATORY		3	60	95%	63
WE SCREEN LLC		61	2	3%	63
MEDI CLINIC SARASOTA INC		62	1	2%	63
DAVID POSNACK JEWISH DAY SCHOOL		63			63
FLORIDA MEDICAL CLINIC PA		46	17	27%	63
VIERA HEALTH AND REHABILITATION CENTER		62	1	2%	63
SAMFORD UNIVERSITY HEALTH SERVICES		61	1	2%	62
MENTAL HEALTH CARE INC		53	9	15%	62
OVERLOOK HOSPITAL LABORATORY		57	5	8%	62
ADVENT HEALTH - PALM COAST		1	61	98%	62
BURRY'S PHARMACY INC		37	25	40%	62
LAKELAND REGIONAL HEALTH		38	24	39%	62
HERNANDO COUNTY FIRE RESCUE DISTRICT		28	34	55%	62
EMERALD COAST HOSPICE		61	1	2%	62
Winter Park Care and Rehab		60	1	2%	61
MICHAEL AKPEKE MD		52	9	15%	61
NORTH FLORIDA MEDICAL CENTER		57	4	7%	61
AR ANESTHESIA LLC		60	1	2%	61
WILSON MEMORIAL REGIONAL MEDICAL CENTER		57	4	7%	61
TREASURE COAST PEDIATRICS PA		56	5	8%	61
BRADFORD COUNTY HEALTH DEPARTMENT		60	1	2%	61
DASCENA, INC		52	9	15%	61
GRAND ST PAUL CVS		61			61
PALM BAY URGENT CARE		28	33	54%	61
TROY REGIONAL MEDICAL CENTER		50	11	18%	61
WASHINGTON REHABILITATION AND NURSING CENTER		51	10	16%	61
FLORIDA HEALTH CARE		8	53	87%	61
VITAS HEALTHCARE CORP OF FLORIDA		60	1	2%	61
RITECARE MED CTR H			60	100%	60
SILVER LAKE PEDIATRICS PA		55	5	8%	60
INTERNAL MEDICINE ASSOCIATES PA		56	4	7%	60
INSTITUTE OF PATHOLOGY KINGS COUNTY		58	2	3%	60
CINNAMON COVE ALF		59	1	2%	60
TWIN CREEKS ASSISTED LIVING & MEMORY CARE		57	3	5%	60
THE PRESERVE AT CLEARWATER		58	2	3%	60
BENTLEY CARE CENTER		60			60
81ST MEDICAL GROUP		28	32	53%	60
FERN PARK DEVELOPMENTAL CENTER		5	54	92%	59
UHEALTH AT FISHER ISLAND			59	100%	59
INTERNAL LAB		50	9	15%	59
WAVE CREST HEALTH AND REHABILITATION CENTER		57	2	3%	59

COVID-19: testing by laboratory

Data through Mar 15, 2021 verified as of Mar 16, 2021 at 09:25 AM

Data in this report are provisional and subject to change.

The numbers in the table below represent the number of Florida and non-Florida residents for whom test results were received by the Department of Health. A person can be tested by more than one laboratory and can have both positive and negative results. **Therefore, the sum of the numbers in each column will be larger than the total number of people tested.**

Reporting lab	Inconclusive	Negative	Positive	Percent positive	Total
CARDIOLOGY AND MEDICINE ASSOCIATES		43	16	27%	59
LPG CONVENIENT CARE AT PINE ISLAND ROAD		53	6	10%	59
MILLENIUM PHYSICIANS GROUP		1	58	98%	59
BIOTECH		52	7	12%	59
TBI RESIDENTIAL SERVICES, INC.		48	11	19%	59
KINDRED HOSPITAL CENTRAL TAMPA BLOOD GAS	1	52	5	9%	58
SONATA BOCA RATON		54	4	7%	58
MICHIGAN DEPARTMENT OF HEALTH AND HUMAN SERVICES	1		57	98%	58
ST FRANCIS HOSPITAL		50	8	14%	58
ARTHREX MEDICAL CENTER		35	23	40%	58
Margate Health and Rehabilitation Center		56	2	3%	58
DEVELOPMENTAL DISABILITIES DEFENDANT PROGRAM		56	2	3%	58
EAST HILL PHARMACY		40	18	31%	58
HORIZON ALF		57	1	2%	58
LINCOLN MEDICAL AND MENTAL HEALTH CENTER		55	3	5%	58
THE GOOD SHEPARDS OF DELAND-WEST		57	1	2%	58
BioReference Laboratories, Inc		7	50	88%	57
ROYAL CARE OF AVON PARK		54	3	5%	57
ASCENSION SACRED HEART BAY LABORATORY		54	3	5%	57
GENESIS DERMATOLOGY		53	4	7%	57
ALZHEIMERS CARE CENTER OF VIERA LTD		37	20	35%	57
BIG BEND CARES, INC		49	8	14%	57
Palms at Ponte Vedra Assisted Living and Memory Care		54	3	5%	57
TOWERS HOME CARE☐		53	4	7%	57
PANCARE HEALTH - JACKSON COUNTY		46	11	19%	57
THE CANOPY AT BERRYHILL		57			57
KEY WEST MEDICAL CENTER	1	50	6	11%	57
MALCOM RANDALL DEPT OF VAMC			57	100%	57
KAPG FLEMING ISLAND SENIOR HOUSING OPCO LLC	1	56			57
STEINHATCHEE FAMILY MEDICAL CENTER☐	1	48	8	14%	57
MEDLOGIC LABORATORIES		3	54	95%	57
DEPT OF VA MED CENTE-WEST PALM BEACH			56	100%	56
XPRESS URGENT CARE- PORT ST. LUCIE		14	42	75%	56
EAGLES WATCH CLUSTER		47	9	16%	56
MINUTECLINIC DIAGNOSTIC OF NEW JERSEY		49	7	13%	56
ATRIA PARK OF LAKE FOREST (WG HERITAGE LF LLC)		54	2	4%	56
TUKA PEDIATRICS		7	49	88%	56
MARQUIS LABS, LLC		55	1	2%	56
MAUREEN OROURKE-FUTEY			56	100%	56
PHYSICIANS PRIMARY CARE OF SOUTHWEST FLORIDA		39	17	30%	56
TIFFANY HALL NURSING AND REHAB		44	12	21%	56
HIALEAH HOSPITAL RESPIRATORY DEPT			56	100%	56
FREEDOM SQUARE NURSING CENTER☐		48	8	14%	56
AVOW HOSPICE INC		56			56
PREMIER MEDICAL ASSOCIATES ALL FLORIDA LLC		54	1	2%	55
CHILDREN'S HOSPITAL OF ALABAMA		54	1	2%	55
SARATOGA HOSPITAL LABORATORY		50	5	9%	55

COVID-19: testing by laboratory

Data through Mar 15, 2021 verified as of Mar 16, 2021 at 09:25 AM

Data in this report are provisional and subject to change.

The numbers in the table below represent the number of Florida and non-Florida residents for whom test results were received by the Department of Health. A person can be tested by more than one laboratory and can have both positive and negative results. **Therefore, the sum of the numbers in each column will be larger than the total number of people tested.**

Reporting lab	Inconclusive	Negative	Positive	Percent positive	Total
NITE LITE PEDIATRICS - PORT ST. LUCIE		46	9	16%	55
BUECHELE DENTAL PA DBA CLERMONT FAMILY DENTISTRY		45	10	18%	55
CDR MAGUIRE INC	1	7	47	85%	55
KENDALL REGIONAL MEDICAL CENTER LAB	3		52	95%	55
CARE CENTERS OF NASSAU LLC MINER ROAD SOUTH		55			55
life Care Center of Melbourne		38	17	31%	55
SONATA HUNTERS CREEK		47	8	15%	55
COOPER FAMILY MEDICAL, PLLC		45	10	18%	55
SAFARI PEDIATRICS PA		53	1	2%	54
FINLAY CLINICAL LABORATORY		20	34	63%	54
UNITED LABORATORY SERVICES CORPORATION		38	16	30%	54
JUNIPER VILLAGE AT NAPLES		53	1	2%	54
CLERMONT HEALTH AND REHAB		40	14	26%	54
CAMBRIDGE SECURITY SERVICES		51	3	6%	54
ST CLOUD PHYSICIAN MANAGEMENT LLC DBA ST CLOUD		28	26	48%	54
CVS MINUTE CLINIC		1	53	98%	54
CERTUS MTD OPCP LLC		52	2	4%	54
SARASOTA CO. HEALTH DEPT # 58		40	14	26%	54
Salerno Bay Health & Rehabilitation Center		44	10	19%	54
MICHAEL A VENAZIO MD		51	3	6%	54
ST. CLOUD MEDICAL GROUP		54			54
AESTHETIC ENHANCEMENTS		54			54
ALEXANDER NININGER STATE VETERANS		54			54
FAMILY EXTENDED CARE OF PUNTA GORDA		54			54
PALM BAY PEDIATRICS		36	18	33%	54
VPA PC LAB		48	5	9%	53
UNIVERSITY OF WEST FLORIDA, THE		52	1	2%	53
NICEVILLE URGENT CARE		8	45	85%	53
APOLLOMDX LABS		31	22	42%	53
PROMEDICA SENIOR LIVING		51	2	4%	53
Osprey Point Nursing Center		51	2	4%	53
MINUTECLINIC DIAGNOSTIC OF KANSAS, PA		44	9	17%	53
BARNES HEALTHCARE OF FLORIDA LLC		49	4	8%	53
ROCKLEDGE REGIONAL MEDICAL CENTER		30	23	43%	53
ADVENT HEALTH - MOUNT DORA		9	44	83%	53
SOMERSET			53	100%	53
QUOTIENT SCIENCES LABS LLC			53	100%	53
SNH BRFL TENANT LLC	2	50			52
ROSECASTLE OF JACKSONVILLE LLC		51	1	2%	52
FAMILY HEALTH CENTER		39	13	25%	52
WEST ISLIP URGENT CARE		47	5	10%	52
VALENCIA HOUSE ALF		51	1	2%	52
GENTIVA HEALTH SERVICES CERTIFIED INC		49	3	6%	52
INTERNAL MEDICINE SPECIALIST		46	6	12%	52
ADVENT HEALTH		49	3	6%	52
BARNETT PARK☐		2	50	96%	52
SIGNATURE HEALTHCARE OF MIDDLEBURG		52			52

COVID-19: testing by laboratory

Data through Mar 15, 2021 verified as of Mar 16, 2021 at 09:25 AM

Data in this report are provisional and subject to change.

The numbers in the table below represent the number of Florida and non-Florida residents for whom test results were received by the Department of Health. A person can be tested by more than one laboratory and can have both positive and negative results. **Therefore, the sum of the numbers in each column will be larger than the total number of people tested.**

Reporting lab	Inconclusive	Negative	Positive	Percent positive	Total
GOLDEN POND COMMUNITIES		51			51
AVANTE ST CLOUD		48	3	6%	51
PALM RIVER COMMUNITY HEALTH CENTER		46	5	10%	51
Jupiter Medical Center Pavilion		50	1	2%	51
INN AT THE FOUNTAINS, THE		34	17	33%	51
S-H THIRTY FIVE OPCO - ORANGE CITY, LLC		41	10	20%	51
PERSONAL PEDIATRICS		44	7	14%	51
GULFVIEW MEDICAL INSTITUTE		51			51
GATEWAY CARE CENTER		50	1	2%	51
PENNSYLVANIA DEPARTMENT OF HEALTH BUREAU OF LABORATORIES			51	100%	51
LPG PEDIATRICS AT PAGE FIELD		50	1	2%	51
GOOD HEARTS COVID TESTING		8	43	84%	51
LITTLE NECK URGENT CARE		49	2	4%	51
ROCHESTER GENERAL HOSPITAL LABORATORY		47	4	8%	51
CAMPBELL URGENT CARE			51	100%	51
BENTON HOUSE OF PORT ORANGE		44	6	12%	50
SOUTH CAROLINA DEPT OF HEALTH AND ENVIRONMENT CONTROL		11	39	78%	50
WALGREENS #10373		48	2	4%	50
TRADITIONAL HOME HEALTH OF PALM BEACH INC		49	1	2%	50
SOUTHEAST ALABAMA MEDICAL CENTER			50	100%	50
MINUTECLINIC DIAGNOSTIC OF HAWAII LLC		44	6	12%	50
BETHUNE-COOKMAN UNIVERSITY		32	18	36%	50
PORT ST. LUCIE - ZAXBY'S		50			50
FAST PACE MEDICAL CLINIC, PLLC		43	7	14%	50
ORCHID COVE AT DAYTONA		45	5	10%	50
FLORIDA HEALTH CARE DELAND			50	100%	50
MISSION OAKS ASSISTED LIVING□		48	2	4%	50
FUTURE PEDIATRICS		46	3	6%	49
ERDOX		47	2	4%	49
SOLARIS SENIOR LIVING NORTH NAPLES		48	1	2%	49
ERIC C MRSHAL, MD, PC #1842		46	3	6%	49
NORTHBROOK CENTER FOR□		47	2	4%	49
ALLEGRO		47	2	4%	49
HEALTH FIRST - CAPE CANAVERAL HOSPITAL		1	48	98%	49
RAINBOW PEDIATRICS PC LLC / BREAKFAST POINT		38	11	22%	49
GRACE MEDICAL HOME		38	11	22%	49
ST VINCENTS PRIMARY CARE		44	5	10%	49
USF		1	48	98%	49
SOFT CELL LABORATORIES		45	4	8%	49
ADVENT HEALTH EXPRESS CARE		4	45	92%	49
MEADOWCREST FAMILY PHYSICIANS PA	1	27	21	43%	49
HILA BECKERMAN MD LLC	1	45	3	6%	49
HCTB INC		47	2	4%	49
DOH		23	26	53%	49
MIRIMUS CLINICAL LABS	1	20	28	57%	49
PREMIER COMMUNITY HEALTHCARE GROUP INC		46	2	4%	48
SEWANEE MOLECULAR DIAGNOSTICS LABORATO		48			48

COVID-19: testing by laboratory

Data through Mar 15, 2021 verified as of Mar 16, 2021 at 09:25 AM

Data in this report are provisional and subject to change.

The numbers in the table below represent the number of Florida and non-Florida residents for whom test results were received by the Department of Health. A person can be tested by more than one laboratory and can have both positive and negative results. **Therefore, the sum of the numbers in each column will be larger than the total number of people tested.**

Reporting lab	Inconclusive	Negative	Positive	Percent positive	Total
COURTYARD GARDENS OF JUPITER		48			48
THE TERRACE OF JACKSONVILLE		3	45	94%	48
CAREMED INTERNAL MEDICINE		30	18	38%	48
GRAND AVENUE RX			48	100%	48
PHILLIPPE RIDGE		36	12	25%	48
NAPLES PEDIATRICS INC□		43	5	10%	48
THE TRADITION OF THE PALM BEACHES		47	1	2%	48
PRACTICE MANAGEMENT OF AMERICA, INC.		7	41	85%	48
GRAND OAKS OF PALM CITY LLC□	1	41	6	13%	48
POPLAR HEALTHCARE PLLC	1	11	36	75%	48
BAY CENTER HURRICANE SHELTER		48			48
CALHOUN COUNTY HEALTH DEPT		23	25	52%	48
PREMIER MEDICAL ASSOCIATES		46	2	4%	48
CAPE REGIONAL MEDICAL CENTER		45	2	4%	47
INTERLAB		1	46	98%	47
NAVARRE GARDENS		41	6	13%	47
ADVENT HEALTH - LAKE WALES		35	12	26%	47
COMPLETE HOME CARE OF THE PALM BEACHES LLC		43	4	9%	47
SOUTHSIDE HOSPITAL NORTHWELL HEALTH LABORATORY		40	7	15%	47
CENTRA CARE – LAKE NONA		5	42	89%	47
KESHAV RX LLC		39	8	17%	47
Citymd Of Toms River		41	6	13%	47
NEW YORK PRESBYTERIAN - QUEENS DIAGNOSTIC		44	3	6%	47
HERNANDO ENDOSCOPY AND SURGERY CENTER		36	11	23%	47
FHMG_CTR FOR SENIOR HEALTH		42	5	11%	47
FELICIDAD MEDICAL CENTER		1	46	98%	47
MOBILE DOC FL, LLC		29	17	37%	46
HOME CARE PHARMACY		46			46
Guardian Care Nursing and Rehabilitation Center		46			46
HARTFORD HEALTH SERVICES LLC		46			46
AESTHETIC SURGERY CENTER OF WINTER PARK, THE	3	39	4	9%	46
WG EVERGREEN WOODS SH LLC		46			46
GRAND VILLA OF LAKELAND		41	5	11%	46
KAPG ST AUGUSTINE SENIOR HOUSING OPCO LLC		37	9	20%	46
EMERGENCY PHYSICIANS MEDICAL CENTER LLC		28	18	39%	46
ADVENT HEALTH MEDICAL GROUP OB GYN AT		40	6	13%	46
TALLAHASSEE VA OPC		44	2	4%	46
COLLIER BLVD HMA PHYSICIAN MANAGEMENT LLC		46			46
PREMIER PLACE HEALTHCARE AT THE GLENVIEW		46			46
FAMILY EXTENDED CARE OF WINTER HAVEN		44	2	4%	46
S-H THIRTY FIVE OPCO - LUTZ, LLC		45	1	2%	46
SONORAN DESERT PATHOLOGY ASSOCIATES		3	43	93%	46
MADISON COUNTY MEMORIAL HOSPITAL LABORATORY		15	31	67%	46
H LEE MOFFITT CANCER CENTER MICRO		46			46
EAST MANATEE FAMILY	1	1	44	96%	46
BENTLEY VILLAGE II		37	9	20%	46
COLLIER COUNTY JAIL		45			45

COVID-19: testing by laboratory

Data through Mar 15, 2021 verified as of Mar 16, 2021 at 09:25 AM

Data in this report are provisional and subject to change.

The numbers in the table below represent the number of Florida and non-Florida residents for whom test results were received by the Department of Health. A person can be tested by more than one laboratory and can have both positive and negative results. **Therefore, the sum of the numbers in each column will be larger than the total number of people tested.**

Reporting lab	Inconclusive	Negative	Positive	Percent positive	Total
REDI-MED WALK-IN FAMILY CARE			45	100%	45
NIGHT LITE PEDIATRICS CENTER LLC		10	35	78%	45
NEXT MOLECULAR ANALYTICS		14	31	69%	45
WINTER GARDEN REHAB AND NURSING CENTER		41	4	9%	45
CITYMD OF MANAHAWKIN		43	2	4%	45
STUART URGENT CARE			45	100%	45
ALLIANCE OF PHYSICIANS AGAINST COVID-19			45	100%	45
COLLIER URGENT CARE CENTERS		44	1	2%	45
HOLY NAME HOSPITAL LABORATORY		43	2	4%	45
SUMTER PEDIATRICS		42	3	7%	45
NORTH FLORIDA / SOUTH GEORGIA VETERANS HEALTH SYSTEM		1	44	98%	45
DOT DOC SARASOTA		43	2	4%	45
NEOGENOMICS LABORATORIES INC		45			45
SOUTHPORT SQUARE HARBOUR HEALTH		45			45
BRP SH OPCO LLC		45			45
MINUTE CLINIC INCORPORATE		38	7	16%	45
CORNERSTONE PEDIATRICS		34	10	23%	44
THE MERIDIAN AT BOCA RATON	1	43			44
LINCOLN DIAGNOSTIC LAB		42	2	5%	44
GRAMERCY PARK URGENT CARE		42	2	5%	44
ALL AMERICAN URGENT CARE			44	100%	44
MORTON PLANT			44	100%	44
Gulf Shore Care Center		39	5	11%	44
MARIANNA HEALTH AND REHABILITATION CENTER		43	1	2%	44
PEDIATRICS OF CENTRAL FLORIDA – SAINT CLOUD	2	40	2	5%	44
FLORIDA HOSPITAL		28	16	36%	44
TAMPA BAY CONCIERGE DOCTOR, LLC		42	2	5%	44
QHC UPSTATE MEDICAL PC		36	8	18%	44
SAN CARLOS PHARMACY		39	4	9%	43
LAKE MARY KIDS CENTRA CARE		33	10	23%	43
BRANCH MEDICAL CLINIC			43	100%	43
SPRING MANOR ASSISTED LIVING		43			43
ORANGE COUNTY CORRECTIONS HEALTH SERVICES		34	9	21%	43
PLAINVIEW URGENT CARE		40	3	7%	43
FIRST CHOICE URGENT CARE		12	31	72%	43
ST ANTHONYS PRIMARY CARE LLC/JACKSON STREET			43	100%	43
VILLAGES VA CBOC	2	38	3	7%	43
PATRICK MANOR INCORPORATED		43			43
TGH URGENT CARE POWERED BY FAST TRACK			43	100%	43
CENTRAL FLORIDA PEDIATRICS		17	26	60%	43
WALGREENS 3145		40	3	7%	43
WOLFF CTR FOR CHILD & ADOLESCENT HEALTH PLLC,THE		26	17	40%	43
RADIOLOGY ASSOCIATES OF VENICE AND ENGLEWOOD		41	2	5%	43
LARA HEALTH AND WELLNESS CENTER LLC		43			43
PANCARE HEALTH - BAY COUNTY - YOUNGSTOWN		38	5	12%	43
PRINCETON VILLAGE☐		39	4	9%	43
LOURDES HOSPITAL INC		40	2	5%	42

COVID-19: testing by laboratory

Data through Mar 15, 2021 verified as of Mar 16, 2021 at 09:25 AM

Data in this report are provisional and subject to change.

The numbers in the table below represent the number of Florida and non-Florida residents for whom test results were received by the Department of Health. A person can be tested by more than one laboratory and can have both positive and negative results. **Therefore, the sum of the numbers in each column will be larger than the total number of people tested.**

Reporting lab	Inconclusive	Negative	Positive	Percent positive	Total
LONG ISLAND UNIVERSITY - POST CAMPUS		42			42
ISLAND URGENT CARE PLLC		40	2	5%	42
LONG ISLAND JEWISH MED CTR		39	3	7%	42
SUNCOAST TECHNICAL COLLEGE SCHOOL OF HEALTH		42			42
KIVA AT CANTERBURY		25	17	40%	42
CLINICAL LABORATORY		42			42
BENTON HOUSE OF ST. JOHNS		40	2	5%	42
DUVAL PHARMACY		31	11	26%	42
LUTHERAN HAVEN EXTENDED CONGREGATE CAR		42			42
MAIMONIDES-SHALOM ACADEMY, INC		41	1	2%	42
Atlantic Shore Nursing and Rehab		42			42
ADVENTIST HEALTH SYSTEM FLORIDA		27	14	34%	41
UNION MEDICAL CARE PLLC		41			41
AVALON PARK RETIREMENT RESIDENCE		40	1	2%	41
MINUTECLINIC DIAGNOSTIC OF SOUTH CAROL		38	3	7%	41
PEDIATRICS OF CENTRAL FLORIDA KISSI		33	8	20%	41
UNIVERSITY OF ALABAMA		38	3	7%	41
INTERCOASTAL MEDICAL GROUP			41	100%	41
STAT ONE URGENT CARE CENTER		2	39	95%	41
WHITE-WILSON MEDICAL CENTER		30	11	27%	41
LONGWOOD CARDIOLOGY			41	100%	41
IMA MEDICAL GROUP POINCIANA		18	23	56%	41
BRONX LEBANON HOSPITAL-MEDICAL CENTER		37	4	10%	41
A & R RESEARCH GROUP		35	6	15%	41
ATRIA WILLOW WOOD		39	2	5%	41
University Hills health and Rehabilitation		31	10	24%	41
ROYAL PALM SENIOR RESIDENCE		41			41
URGENT CARE & WELLNESS CENTER		10	31	76%	41
FLORIDA HOSPITAL NEW SMYRNA		4	37	90%	41
MILLENIA ADVANCED SCIENTIFIC LLC			40	100%	40
BAPTIST URGENT CARE		37	3	8%	40
LONGLEAF DIAGNOSTIC LABORATORIES		11	29	73%	40
NORTH CAROLINA DEPARTMENT OF HEALTH & HUMAN SERVICES	1		39	98%	40
PRIDE DIAGNOSTICS		24	16	40%	40
ADVENT HEALTH CENTRA CARE - LAKE LAND		30	10	25%	40
VILLAGE ON THE ISLE		35	5	13%	40
IMA MEDICAL CENTER		25	15	38%	40
M&V SAN JOSE MEDICAL CENTER			40	100%	40
PINES NURSING HOME		38	2	5%	40
VIP WALK IN CLINIC		19	21	53%	40
CITRUS COUNTY HEALTH DEPARTMENT		34	6	15%	40
COURTYARD GARDENS OF BOYNTON BEACH, LLC		37	3	8%	40
OCOEE PEDIATRICS		33	7	18%	40
MID-FLORIDA PATHOLOGY, LLC		32	8	20%	40
NORTHWELL HEALTH PLAINVIEW HOSPITAL LABORATORY		31	9	23%	40
PACIFICA SENIOR LIVING OCALA		35	5	13%	40
CAPITAL REGIONAL MEDICAL CENTER		2	38	95%	40

COVID-19: testing by laboratory

Data through Mar 15, 2021 verified as of Mar 16, 2021 at 09:25 AM

Data in this report are provisional and subject to change.

The numbers in the table below represent the number of Florida and non-Florida residents for whom test results were received by the Department of Health. A person can be tested by more than one laboratory and can have both positive and negative results. **Therefore, the sum of the numbers in each column will be larger than the total number of people tested.**

Reporting lab	Inconclusive	Negative	Positive	Percent positive	Total
LAKE CO EMPLOYEE HEALTH AND WELLNESS CENTER		36	4	10%	40
CLINICAL PATHOLOGY LABORATORIES, INC		40			40
GENEXPERT			39	100%	39
BREVARD HEALTH ALLIANCE INC		38	1	3%	39
JUNIPER VILLAGE AT CAPE CORAL		34	5	13%	39
BRIDGEVIEW CENTER LLC		27	12	31%	39
MIAMI CLINICAL RESEARCH CORP			39	100%	39
BAYSHORE PATHOLOGY CONSULTANTS PA		37	2	5%	39
CROSSROADS URGENT CARE		24	15	38%	39
MEDEX MEDICAL EXPRESS OF PALATKA LLC			39	100%	39
BAY COUNTY JAIL ANNEX		34	5	13%	39
CARE 4 U MANAGEMENT, INC			39	100%	39
WG BAYPOINT VILLAGE SH LLC		38	1	3%	39
CEDAR CREEK AT KINGS BAY INC		39			39
GUYAN VALLEY WELLNESS CENTER		32	7	18%	39
BROOKDALE BRANDON	1	38			39
SUNSHINE ASSISTED LIVING		39			39
LAKELAND REGIONAL HEALTH GATEWAY CENTER		16	23	59%	39
CLINICAL RESEARCH SEQUENCING PLATFORM		8	31	79%	39
GEORGE E WEEMS MEMORIAL HOSPITAL LAB		29	10	26%	39
BIOFIRE		7	32	82%	39
PREMISE HEALTH MIA		1	37	97%	38
LPG PRIMARY CARE AT SURFSIDE		35	3	8%	38
EASTERN SHORE URGENT CARE		27	11	29%	38
ADVANCE URGENT CARE CENTER, LLC		1	37	97%	38
FLORIDA DEPARMENT OF HEALTH CLAY COUNTY		25	13	34%	38
AUTUMN OF SARASOTA		12	26	68%	38
CCRC @ SUNFLOWER LLC		35	3	8%	38
HOMEWOOD RESIDENCE AT FREEDOM PLAZA		37	1	3%	38
LAKE INTERNAL MEDICINE ASSOCIATES PA		32	6	16%	38
MOLECULAR DIAGNOSTICS		5	33	87%	38
STEWART MEDICAL GROUP, INC		21	17	45%	38
BOND CLINIC, PA		9	29	76%	38
ATRIA SAN PABLO		36	2	5%	38
LIGHTHOUSE PEDIATRICS OF NAPLES		33	4	11%	37
TAYLORVILLE FAMILY MEDICINE		30	7	19%	37
NIGHT LITE PEDIATRIC CENTER		10	27	73%	37
LYSTER ACH FT RUCKER AL		34	3	8%	37
OPTUMCARE SOUTH FLORIDA, LLC		30	7	19%	37
ACCURATE DIAGNOSTIC LAB		35	2	5%	37
FAMILY EXTENDED CARE OF SEBRING INC		35	2	5%	37
PATHOGENIUS LABORATORIES		30	7	19%	37
INNOVATION CLINICAL TRIALS, INC			37	100%	37
THE COLLIER AT NAPLES		36	1	3%	37
JFK MEDICAL CENTER NORTH LAB		1	36	97%	37
ONE MILO		37			37
ST AUGUSTINE PEDIATRIC ASSOC		33	4	11%	37

COVID-19: testing by laboratory

Data through Mar 15, 2021 verified as of Mar 16, 2021 at 09:25 AM

Data in this report are provisional and subject to change.

The numbers in the table below represent the number of Florida and non-Florida residents for whom test results were received by the Department of Health. A person can be tested by more than one laboratory and can have both positive and negative results. **Therefore, the sum of the numbers in each column will be larger than the total number of people tested.**

Reporting lab	Inconclusive	Negative	Positive	Percent positive	Total
Bon Secours Maria Manor		32	5	14%	37
PONCE THERAPY CARE CENTER		34	3	8%	37
BRANDON COMMUNITY HEALTH CENTER		29	8	22%	37
MINUTECLINIC, LLC		33	4	11%	37
CONNECTICUT DEPARTMENT OF HEALTH		22	15	41%	37
HOLZER HEALTH CENTER		5	32	86%	37
ANDALUSIA HEALTH		20	17	46%	37
HR SARASOTA OPERATOR LLC		25	12	32%	37
BULLS HEAD URGENT CARE		35	2	5%	37
MAIN STREET MEDICAL CENTER OF CRESTVIEW PA		19	18	49%	37
CORRECTIONAL MEDICAL GROUP		27	10	27%	37
INFINITY BIOLOGIX LLC OAKDALE		34	2	6%	36
STETSON UNIVERSITY STUDENT HEALTH CENTER		3	33	92%	36
GUIDEWELL EMERGENCY MEDICINE DOCTORS LLC		12	24	67%	36
MAKO MEDICAL		21	15	42%	36
PROFESSIONAL PEDIATRICS		34	2	6%	36
THE MEDICAL GROUP OF SOUTH FLORIDA INC		33	3	8%	36
WASHINGTON COUNTY HEALTH DEPARTMENT		24	12	33%	36
BVL/LITTLE ANGEL PEDIATRICS		36			36
LPG CONVENIENT CARE AT METRO		33	3	8%	36
BELVEDERE COMMONS OF SUN CITY CENTER□		36			36
HARMONY HEALTH OPCO, LLC		15	21	58%	36
VIKOR SCIENTITIC		5	30	86%	35
ADVENT HEALTH - FISH MEMORIAL		2	33	94%	35
POARCH BANC CREEK INDIANS TRIBAL HEALTH DEPARTMENT			35	100%	35
PATHGROUP		9	26	74%	35
BOCA TOXICOLOGY LLC		33	2	6%	35
MAINSTREET FAMILY URGENT CARE		1	34	97%	35
ST. MARYS MEDICAL CENTER		1	34	97%	35
BENTON HOUSE OF CLERMONT		35			35
MINUTECLINIC DIAGNOSTIC OF RHODE ISLAND, LLC #1544		34	1	3%	35
CDR MAGUIRE - MIAMI BEACH CC MISSION 17388		2	33	94%	35
P23 LABS		35			35
CAREHERE LAKE SCHOOLS EMPLOYEE HEALTH CENTER		24	11	31%	35
NEUROINTERNATIONAL SARASOTA		32	3	9%	35
IRL		4	31	89%	35
ALWAYS BEST CARE SENIOR SERVICES		32	3	9%	35
COLLIER HMA PHYSICIAN MANAGEMENT LLC		27	8	23%	35
UNIVERSITY HOSPITAL		30	5	14%	35
PARKSIDE HEALTH AND REHABILITATION CENTER			35	100%	35
WUESTHOFF MEMORIAL HOSPITAL			35	100%	35
NCHD		21	14	40%	35
MINUTECLINIC DIAGNOSTIC OF NORTH CAROLINA		34	1	3%	35
SANTA BARBARA CARE CENTER		18	16	47%	34
POINTE AT NEW PORT PLACE,THE		34			34
ENCOMPASS HEALTH REHABILITATION HOSPITAL OF LARGO		31	3	9%	34
LONG TERM CARE OF GULF BREEZE LLC		30	4	12%	34

COVID-19: testing by laboratory

Data through Mar 15, 2021 verified as of Mar 16, 2021 at 09:25 AM

Data in this report are provisional and subject to change.

The numbers in the table below represent the number of Florida and non-Florida residents for whom test results were received by the Department of Health. A person can be tested by more than one laboratory and can have both positive and negative results. **Therefore, the sum of the numbers in each column will be larger than the total number of people tested.**

Reporting lab	Inconclusive	Negative	Positive	Percent positive	Total
ASHTON PLACE	3	27	4	12%	34
FHMG-FLORIDA HOSPITAL MEDICAL GROUP		25	9	26%	34
PARAMOUNT WALK-IN CLINIC		1	33	97%	34
LPG PULMONOLOGY-COCONUT POINT		29	5	15%	34
ST LUCIE COUNTY JAIL		25	9	26%	34
AYERS NURSING AND REHABILITATION CENTER		34			34
REDI-MED WALK IN FAMILY CLINIC			34	100%	34
NORTH FLORIDA PEDIATRICS - JACKSONVILLE		30	4	12%	34
SOUTHCOR LABORATORY		4	30	88%	34
FLORIDA PEDIATRIC GROUP PA		28	6	18%	34
MEDCOMP SCIENCES			34	100%	34
PECONIC BAY MEDICAL CENTER LABORATORY		26	8	24%	34
ADVENTHEALTH MEDICAL GROUP MULTISPECIALTY			34	100%	34
JOHN KNOX VILLAGE OF CENTRAL FLORIDA		30	4	12%	34
TUSCAN GARDENS OF DELRAY BEACH MANAGEMENT COMPANY,		34			34
THE SPRINGS OF PARC HILL		33	1	3%	34
HARBORCHASE OF WELLINGTON CROSSING		32	2	6%	34
RASHDA ALBIBI M.D. P.A.		31	3	9%	34
PHYSICIAN ASSOCIATES LLC		26	7	21%	33
NIGHT LITE PEDIATRICS URGENT CARE CENTER			33	100%	33
PHOSPHORUS DIAGNOSTICS		27	6	18%	33
WESTWOOD NURSING AND REHABILITATION		28	5	15%	33
CORAL HOUSE ASSISTED LIVING COMMUNITY LLC		33			33
SANFORD MOBILE LAB PGA TOUR		32	1	3%	33
VETERANS AFFAIRS MEDICAL CENTER - NEW YORK HARBOR		32	1	3%	33
Consulate Health Care of Orange Park		27	6	18%	33
D W MCMILLAN MEMORIAL HOSPITAL		22	11	33%	33
METRO KNOXVILLE HMA		25	8	24%	33
Kensington Gardens		33			33
CVS MINUTE CLINIC DIAGNOSTIC OF NORTH CAROL		27	6	18%	33
ADULT MEDICINE OF LAKE COUNTY INC			33	100%	33
ALAN A SMITH MD LLC		31	2	6%	33
GREENRIDGE GROUP HOME	3	11	19	58%	33
JAMAICA HOSPITAL MEDICAL CENTER		29	4	12%	33
WELLMED AT NEW TAMPA		23	10	30%	33
BIOREFERENCE LABORATORIES INC		3	30	91%	33
PORT SAINT JOHN FAMILY PRACTICE		21	12	36%	33
ST JOSEPHS HOSPITAL SOUTH HOSPITAL			33	100%	33
CENTRAL FLORIDA HEALTH CARE INC WAUCHULA SITE 2		26	7	21%	33
BAY STREET PHARMACY		31	2	6%	33
ROADS PEDIATRICS,LLC		31	2	6%	33
AHSE ROP		32	1	3%	33
BOND CLINIC		3	30	91%	33
VILLA COURT LLC		33			33
AMBRY GENETICS CORPORATION	23	10			33
VETERAN AFFAIRS MEDICAL CENTER - JAMES J PETERS		30	3	9%	33
MINUTECLINIC DIAGNOSTIC OF MICHIGAN		29	3	9%	32

COVID-19: testing by laboratory

Data through Mar 15, 2021 verified as of Mar 16, 2021 at 09:25 AM

Data in this report are provisional and subject to change.

The numbers in the table below represent the number of Florida and non-Florida residents for whom test results were received by the Department of Health. A person can be tested by more than one laboratory and can have both positive and negative results. **Therefore, the sum of the numbers in each column will be larger than the total number of people tested.**

Reporting lab	Inconclusive	Negative	Positive	Percent positive	Total
SHERMAN-ABRAMS LABORATORY INC		29	3	9%	32
PASSPORT HEALTH ORLANDO		32			32
DCH REGIONAL MEDICAL CENTER LABORATORY		31	1	3%	32
UNIVERSITY MEDICAL CTR OF PRINCETON AT		30	2	6%	32
SOUTHEASTERN OUTPATIENT SURGERY CENTER		29	3	9%	32
FLORIDA DEPARTMENT OF HEALTH IN MONROE COUNTY		26	6	19%	32
Heartland Health Care Center North Sarasota		18	14	44%	32
TRADITIONAL HOME CARE INC		31	1	3%	32
JACKSON HEALTH SYSTEM		1	31	97%	32
IPSUM DIAGNOSTICS		3	29	91%	32
BROOKDALE CANOPY OAKS			32	100%	32
WESTMINSTER ST AUGUSTINE		32			32
FLORIDA PRESBYTERIAN HOMES INC		31	1	3%	32
ALABAMA CLINICS		16	16	50%	32
AMMON ANALYTICAL LABORATORIES		28	4	13%	32
OPIS COQUINA CENTER		32			32
BASSETTI MEDICAL RESEARCH INC		26	6	19%	32
VETERANS HOME			32	100%	32
MINUTE CLINIC LLC #2216		30	2	6%	32
WALGREENS COVID-19		26	6	19%	32
WALK IN MEDICAL URGENT CARE		32			32
UNION MEDICAL CARE		32			32
FAMILY AND INTERNAL MEDICINE AT AVALON PARK		28	4	13%	32
LAKE COUNTY SCHOOLS EMPLOYEE HEALTH CENTER		21	11	34%	32
COLORADO DEPARTMENT OF HEALTH LABORATORY SERVICES DIVISION			32	100%	32
JUPITER MEDICAL CENTER PHYSICIANS GROUP, INC		28	3	10%	31
COMMUNITY MEDICAL CARE CENTER INC			31	100%	31
ATLAN		26	5	16%	31
REGENCY PARK ASSISTED LIVING FACILITY		29	2	6%	31
STATEN ISLAND UNIVERSITY HOSPITAL-POUCH		30	1	3%	31
ISLAND LAKE CENTER		12	19	61%	31
ADVENTHEALTH MEDICAL GROUP FAMILY MEDICINE AT RDV		31			31
ST JOSEPHS CHILDRENS OUTREACH			31	100%	31
LAKE SHERIFF		30	1	3%	31
LabCorp L#09258130 M#09258125		12	19	61%	31
ADVANCED URGENT CARE		12	19	61%	31
ADVENTHEALTH MEDICAL GROUP FAMILY MEDICINE		26	5	16%	31
NAPHCARE, INC.		21	10	32%	31
HOLLISMED LLC		29	2	6%	31
MIDDLETOWN MEDICAL P C		22	9	29%	31
FORT CAROLINE GARDENS, INC		29	2	6%	31
EASYCARE WALK-IN CLINIC	1	11	19	61%	31
UR CARE FAMILY AND SPORTS MEDICINE			31	100%	31
SOMA MEDICAL CENTER PA #3			31	100%	31
AMERICAN ESOTERIC LABORATORIES		15	16	52%	31
FLAGLER HOSPITAL INC	2		29	94%	31
UNIPATH		24	7	23%	31

COVID-19: testing by laboratory

Data through Mar 15, 2021 verified as of Mar 16, 2021 at 09:25 AM

Data in this report are provisional and subject to change.

The numbers in the table below represent the number of Florida and non-Florida residents for whom test results were received by the Department of Health. A person can be tested by more than one laboratory and can have both positive and negative results. **Therefore, the sum of the numbers in each column will be larger than the total number of people tested.**

Reporting lab	Inconclusive	Negative	Positive	Percent positive	Total
PREMIER URGENT CARE CENTER LLC			31	100%	31
EVERLYWELL		18	13	42%	31
DISCOVERY COMMONS AT BRADENTON		31			31
COLLIER ANESTHESIA PAIN LLC		31			31
ENT AND ALLERGY ASSOCIATES OF FLORIDA LLC		30	1	3%	31
MICHAEL J D'AMBROSE MD PA		29	2	6%	31
HEALTH FIRST - VIERA HOSPITAL		1	30	97%	31
LABCORP		13	18	58%	31
FORT VALLEY STATE UNIVERSITY		29	1	3%	30
PERDIDO URGENT CARE		1	29	97%	30
LAKE MARY - STIRLING CENTER SUITE 202			30	100%	30
THE TERRACE AT IVY ACRES ALF		11	19	63%	30
BOCA BIOLISTIC REFERENCE LAB			30	100%	30
Wiregrass Rehabilitation Center and Nursing Home		28	2	7%	30
WEINBERG VILLAGE		29	1	3%	30
CLINCLOUD, LLC			30	100%	30
Okeechobee Health Care Facility		16	14	47%	30
VANDERBILT UNIVERSITY MEDICAL CENTER		26	4	13%	30
PREMIUM HEALTH SERVICES OF TAMPA BAY LLC		16	14	47%	30
ADVENT HEALTH PRIMARY CARE PLUS, WINTER GARDEN		26	4	13%	30
MEDICAL PAVILION CLINIC		19	11	37%	30
WARDE MEDICAL LABORATORY		22	8	27%	30
MAGNOLIA DIAGNOSTICS, LLC		3	27	90%	30
CITY OF CAPE CORAL		25	5	17%	30
OAK HARBOR ASSISTED LIVING FACILITY		27	3	10%	30
RESIDENTIAL PLAZA AT BLUE LAGOON INC		27	3	10%	30
HERITAGE WATERSIDE		27	3	10%	30
AMEERAH LABS			30	100%	30
COUNTY OF LOS ANGELES			30	100%	30
ROCKLAND URGENT CARE FAMILY HEALTH NP		29	1	3%	30
AMELIA ASSISTED LIVING FACILITY		30			30
WINDSOR WOODS REHAB & HEALTHCARE CTR		28	1	3%	29
SANDALWOOD NURSING CENTER		29			29
PRO HEALTH HARMONY		29			29
DUVAL COUNTY HEALTH DEPARTMENT		29			29
STEWART MELBOURNE HOSPITAL			29	100%	29
NEMOURS CHILDRENS CLINIC		22	7	24%	29
COMPREHENSIVE CHILDCARE		23	6	21%	29
LONG BEACH URGENT CARE		29			29
A AND R RESEARCH GROUP LLC		25	4	14%	29
DAVID LAWRENCE CENTER		25	4	14%	29
CAPE CORAL HOSPITAL ABG LABORATORY		16	13	45%	29
NURSES HELPING HANDS INC ALF		29			29
PALM GARDEN OF JACKSONVILLE		27	2	7%	29
EP MEDICAL EQUIPMENT PHARMACY		26	3	10%	29
OAKMONTE VILLAGE		28	1	3%	29
CITRUS CARE CLINIC			29	100%	29

COVID-19: testing by laboratory

Data through Mar 15, 2021 verified as of Mar 16, 2021 at 09:25 AM

Data in this report are provisional and subject to change.

The numbers in the table below represent the number of Florida and non-Florida residents for whom test results were received by the Department of Health. A person can be tested by more than one laboratory and can have both positive and negative results. **Therefore, the sum of the numbers in each column will be larger than the total number of people tested.**

Reporting lab	Inconclusive	Negative	Positive	Percent positive	Total
CDC		17	12	41%	29
RENAISSANCE SENIOR LIVING	1	28			29
P4CLINICAL	3	2	24	83%	29
UNIV OF ROCHESTER-STRONG MEMORIAL HOSP		28	1	3%	29
FAMILY CARE PARTNERS URGENT CARE LLC		23	6	21%	29
PANCARE HEALTH - BONIFAY K-8			29	100%	29
ROBERT H JENKINS JR VETERANS' DOMICILIARY HOME OF		26	3	10%	29
FAST PACE MEDICAL CLINIC		26	3	10%	29
SUNTREE INTERNAL MEDICINE		29			29
ISLAMORADA VILLAGE OF ISLANDS FIRE RESCUE		27	2	7%	29
CENTER ONE SURGERY CENTER		24	5	17%	29
Life Care Center of Citrus County		28	1	3%	29
STUART REHABILITATION AND HEALTHCARE		14	15	52%	29
CHILDREN'S MEDICAL CENTER			28	100%	28
KEY PRIMARY CARE			28	100%	28
LAKE PLACID HEALTH AND REHABILITATION		1	27	96%	28
PORT ST LUCIE HOSPITAL		25	3	11%	28
UCLA HEALTHCARE CLINICAL LABS		23	5	18%	28
MINUTE CLINIC, LLC DBA MINUTECLINIC #4505		26	2	7%	28
MD NOW MEDICAL CENTERS INC		3	25	89%	28
Cleveland Clinic Laboratories		4	24	86%	28
PALMS, THE		28			28
ACTIVE SENIOR LIVING		26	2	7%	28
CIGNA PBSO WEST PALM			28	100%	28
RIVERHEAD URGENT CARE		27	1	4%	28
NORTH PINELLAS CHILDRENS MEDICAL CENTER			28	100%	28
CERON PEDIATRICS & INTEGRATIVE MEDICIN		28			28
SYNIVERSE WELLNESS CENTER		24	4	14%	28
LAKELAND NURSING AND REHABILITATION CENTER			28	100%	28
PALM POINT BEHAVIORAL HEALTH		28			28
CARILLON SPORTS AND FAMILY MEDICINE		21	7	25%	28
LABORATORY ALLIANCE OF CENTRAL NEW YORK		27	1	4%	28
FAMILY CARE PARTNERS		18	10	36%	28
BAPTIST PRIMARY BLACK CREEK SOUTH			28	100%	28
THORNBURG PEDIATRICS		26	2	7%	28
SIDDH INC DBA SAN CARLOS PHARMACY		26	2	7%	28
ADVENTHEALTH MEDICAL GROUP FAMILY & INTERNAL		10	18	64%	28
NEWPATH DIAGNOSTICS		20	8	29%	28
Signature Healthcare of Ormond		28			28
EDEN AT CRESTVIEW		12	16	57%	28
BROOKDALE PHILLIPPI CREEK			28	100%	28
PINELLAS INTERNAL MEDICINE ASSOCIATES	1	26	1	4%	28
MINUTECLINIC DIAGNOSTIC OF LOUISIANA		27	1	4%	28
ACCESS 365 URGENT CARE		8	20	71%	28
MARION PEDIATRICS PA		21	7	25%	28
URGENT CARE CENTER			28	100%	28
GROWING TOGETHER PEDIATRICS, LLC		24	4	14%	28

COVID-19: testing by laboratory

Data through Mar 15, 2021 verified as of Mar 16, 2021 at 09:25 AM

Data in this report are provisional and subject to change.

The numbers in the table below represent the number of Florida and non-Florida residents for whom test results were received by the Department of Health. A person can be tested by more than one laboratory and can have both positive and negative results. **Therefore, the sum of the numbers in each column will be larger than the total number of people tested.**

Reporting lab	Inconclusive	Negative	Positive	Percent positive	Total
MINUTECLINIC DIAGNOSTIC OF RHODE ISLAND, LLC #212		28			28
INTERIM HEALTHCARE OF NORTHWEST FLORIDA INC		26	2	7%	28
ST PETER'S BENDER LABORATORY		27	1	4%	28
ASTORIA HEALTH AND REHABILITATION CENTER		27	1	4%	28
GRAND VILLA OF NEW PORT RICHEY		21	7	25%	28
ORANGE PEDIATRICS			28	100%	28
WIREGRASS CLINIC LLC		22	5	19%	27
CHILDRENS MEDICAL CENTER			27	100%	27
THE COMMONWEALTH OF MASSACHUSETTS		1	26	96%	27
RESIDENCE AT BAY VUE		26	1	4%	27
LOOP PEDIATRICS		22	5	19%	27
BROOKDALE UNIVERSITY HOSPITAL		25	2	7%	27
ARCPPOINT LABS OF WEST PALM BEACH			27	100%	27
FLORIDA ENDOSCOPY & SURGERY CTR LLC		27			27
NATIONAL MENTOR HEALTHCARE LLC			27	100%	27
ORLANDO CLINICAL RESEARCH CENTER		25	2	7%	27
MIGUEL E TREVINO MD PA		23	4	15%	27
CVS NY4098030POCT NEW YORK		27			27
GULFSIDE HOSPICE INC		24	3	11%	27
VICK STREET MANOR		27			27
HEALTHPARK MEDICAL CENTER ABG LAB		26	1	4%	27
BROOKDALE SOUTHPOINT			27	100%	27
SUNCOAST LABS			27	100%	27
UNION CHD		24	3	11%	27
MINUTECLINIC DIAGNOSTIC MEDICAL GROUP		25	2	7%	27
SUNSHINE PEDIATRICS OF CENTRAL FLORIDA PL		25	2	7%	27
LEXINGTON PLACE SENIOR LIVING COMMUNITY		27			27
UNIVERSITY OF ILLINOIS VETERINARY DIAG	1	25	1	4%	27
WEISS PEDIATRIC CARE LLC		16	11	41%	27
ATRIA LADY LAKE		27			27
TGH URGENT CARE - RIVERVIEW			27	100%	27
EXPRESS CARE OF BELLEVIEW		27			27
SPANISH RIVER HIGH SCHOOL ESE		23	4	15%	27
BITTINGS APOTHECARY INC		23	4	15%	27
BOCA SIMON LAB		1	25	96%	26
MONCRIEF ARMY HEALTH CLINIC			26	100%	26
HOLIDAY MEDICAL ASSOCIATES		1	25	96%	26
EAST HILL MEDICAL GROUP		17	9	35%	26
BROWARD HEALTH IMPERIAL POINT NURSING			26	100%	26
GRAND LIVING AT LAKEWOOD RANCH		25	1	4%	26
DARDEN WELLNESS CENTER		23	3	12%	26
WEST BROWARD CARE CENTER		24	2	8%	26
CAMP BOGGY CREEK		26			26
MONTEFIORE NEW ROCHELLE HOSPITAL		24	2	8%	26
REHAB AND HEALTHCARE CENTER OF CAPE CORAL		26			26
PULMONARY SPECIALISTS OF THE PALM BEACHES		16	10	38%	26
WAKULLA COUNTY HEALTH DEPARTMENT		12	14	54%	26

COVID-19: testing by laboratory

Data through Mar 15, 2021 verified as of Mar 16, 2021 at 09:25 AM

Data in this report are provisional and subject to change.

The numbers in the table below represent the number of Florida and non-Florida residents for whom test results were received by the Department of Health. A person can be tested by more than one laboratory and can have both positive and negative results. **Therefore, the sum of the numbers in each column will be larger than the total number of people tested.**

Reporting lab	Inconclusive	Negative	Positive	Percent positive	Total
PINELLAS 1 HOME HEALTH CARE CORP		26			26
PALM BEACH COUNTY FIRE RESCUE		24	2	8%	26
SANITAS		4	22	85%	26
DOCTOR TODAY TLC LLC			26	100%	26
MINUTE CLINIC DIAGNOSTIC OF SC, LLC #75		25	1	4%	26
COLONY CARE CENTER		16	10	38%	26
EPIC REFERENCE LABS INC			26	100%	26
ABL MEDICAL CARE LLC			26	100%	26
URGENT FAMILY CARE INC		23	3	12%	26
LAKES DIALYSIS CENTER INC			26	100%	26
HUNTINGTON STATION URGENT CARE		25	1	4%	26
FIRST CHOICE PEDIATRICS LOOP		24	2	8%	26
VASSAR BROTHERS MEDICAL CENTER LABORATORY		25	1	4%	26
RAINBOW PEDIATRICS		1	25	96%	26
LOT HEALTH SERVICES☐	1	25			26
OAKTREE HEALTHCARE			26	100%	26
COLORADO DEPARTMENT OF PUBLIC HEALTH AND ENVIRONMENT			26	100%	26
THE MINIER URGENT CARE		20	6	23%	26
ADVENT HEALTH PARTIN SETTLEMENT HEALTH PARK		18	8	31%	26
WOMENS CARE FLORIDA LABORATORY		25			25
TALLAHASSEE DEVELOPMENTAL CENTER☐		24	1	4%	25
MINUTE CLINIC DIAGNOSTIC OF VIRGINIA, LLC		25			25
CARE HERE		3	22	88%	25
CARDIOLOGY AND MEDICINE ASSOCIATES INC		25			25
ARCPOINT LABS OF FORT LAUDERDALE		25			25
RJ LEE GROUP	1	23	1	4%	25
ADVENT HEALTH - LAKE MARY PEDIATRICS		16	9	36%	25
WESTPAC LABS		1	24	96%	25
GREEN GABLES ASSISTED LIVING FACILITY		25			25
MD BEAUTY LABS, PA		23	2	8%	25
PARK MEADOWS HEALTH AND REHABILITATION CENTER		25			25
Clearwater Center		11	14	56%	25
MINUTE CLINIC DIAGNOSTIC OF VIRGINIA		20	5	20%	25
BUREAU OF PUBLIC HEALTH	1	5	19	76%	25
DELRAY BEACH FACIAL PLASTIC SURGERY		25			25
SOUTH FLORIDA DIALYSIS CENTER		8	17	68%	25
DOCTORS CENTER PA,THE		23	2	8%	25
FEDERAL PRISON CAMP PENSACOLA			25	100%	25
GOOD SAMARITAN HOSPITAL LABORATORY		22	3	12%	25
COOPER HEALTHCARE		22	3	12%	25
MARTHA'S HOUSE & ASSISTED LIVING FACILITY		25			25
GASTROENTEROLOGY ASSOCIATES OF PENSACOLA PA		22	3	12%	25
CANTON-POTSDAM HOSPITAL LABORATORY		24	1	4%	25
COASTAL SKIN SURGERY AND DERMATOLOGY		18	7	28%	25
Summit Medical Group Westfield Lab		22	3	12%	25
TREEHOUSE PEDIATRICS & FAMILY CARE		25			25
BAYCARE HEALTH SYSTEMS, LLC			25	100%	25

COVID-19: testing by laboratory

Data through Mar 15, 2021 verified as of Mar 16, 2021 at 09:25 AM

Data in this report are provisional and subject to change.

The numbers in the table below represent the number of Florida and non-Florida residents for whom test results were received by the Department of Health. A person can be tested by more than one laboratory and can have both positive and negative results. **Therefore, the sum of the numbers in each column will be larger than the total number of people tested.**

Reporting lab	Inconclusive	Negative	Positive	Percent positive	Total
LEE COMMUNITY HEALTHCARE - LEHIGH		23	2	8%	25
KIVA AT CANTERBURY, LLC		25			25
MADWAR		19	6	24%	25
ST. CLOUD HOSPITAL		20	5	20%	25
THE WATERMARK AT VISTAWILLA		25			25
ASSISTED LIVING OF BROWARD		25			25
COASTAL COMPLETE CARE		11	14	56%	25
LABORATORY DYNAMICS		20	4	17%	24
PHYSICIANS STAT		3	21	88%	24
HEALTH MED CENTERS		24			24
AIR, LAND & SEA PHYSICALS & CONSULTATIONS, LLC		23	1	4%	24
PACIFICA SENIOR LIVING FORT MYERS		15	9	38%	24
HERITAGE OAKS ASSISTED LIVING & MEMORY CARE		20	4	17%	24
STEINHATCHEE DRUGS		19	5	21%	24
ALAN SERURE MD		24			24
Grand Villa of Clearwater		22	2	8%	24
CSH LAKE ORIENTA LP		24			24
JOSEF SCHENKER MD PC		24			24
CARENOW - DOWNTOWN NORTH GULCH		23	1	4%	24
SHORE MEMORIAL HOSPITAL		21	3	13%	24
SUMMIT MEDICAL GROUP - 75 E NORTHFIELD		22	2	8%	24
MAYO CLINIC JACKSONVILLE		1	23	96%	24
SENIOR HEALTH OF WINTER PARK DUNDEE		24			24
THE CHAPPEL GROUP RESEARCH		24			24
ADVENT HEALTH MEDICAL GROUP- FAMILY MEDICINE AT DR. PHILIPS		19	5	21%	24
MINUTECLINIC, LLC #08366		19	5	21%	24
VILLAGES REHABILITATION AND NURSING CENTER		24			24
STATCARE URGENT & WALK IN MEDICAL CARE		21	3	13%	24
PHYSICIANS PRIMARY CARE OF SW FLORIDA PL		24			24
VIRTUA		20	4	17%	24
COURTYARDS OF ORLANDO		24			24
TARPON BAYOU CENTER			24	100%	24
SENIOR LIVING IV SUN CITY LLC		17	7	29%	24
MINUTECLINIC DIAGNOSTIC OF TEXAS		21	3	13%	24
JOSEPH SCHENKER MD PC DBA CENTERS URGENT		21	3	13%	24
THE LODGE AND REHABILITATION CENTER		9	15	63%	24
WELLOW URGENT CARE		23	1	4%	24
CENTERPLACE HEALTH		3	21	88%	24
MAGNOLIA PEDIATRICS		4	20	83%	24
PRIME CARE ONE LLC/HARBORCHASE OF VENICE			24	100%	24
WESTMINSTER WOODS ON JULINGTON CREEK		22	2	8%	24
RAINBOW PEDIATRIC CENTER		2	22	92%	24
GRAND VILLA OF ST. PETERSBURG		22	2	8%	24
AVENTIS BIO-SERVICES CTL		24			24
MADISON COUNTY MEMORIAL HOSP		12	12	50%	24
ADVENT HEALTH EXPRESS		9	15	63%	24
TRIPLE O MEDICAL SERVICES INC		22	2	8%	24

COVID-19: testing by laboratory

Data through Mar 15, 2021 verified as of Mar 16, 2021 at 09:25 AM

Data in this report are provisional and subject to change.

The numbers in the table below represent the number of Florida and non-Florida residents for whom test results were received by the Department of Health. A person can be tested by more than one laboratory and can have both positive and negative results. **Therefore, the sum of the numbers in each column will be larger than the total number of people tested.**

Reporting lab	Inconclusive	Negative	Positive	Percent positive	Total
MARYLAND DEPARTMENT OF HEALTH			24	100%	24
ROWLETT MIDDLE ACADEMY		22	2	8%	24
HENNEPIN COUNTY MEDICAL CENTER (HCMC)		13	11	46%	24
MINIMALLY INVASIVE VASCULAR INC		22	2	8%	24
GRAND VILLA OF ALTAMONTE SPRINGS		17	7	29%	24
MED PLUS FLORENCE		20	4	17%	24
ATRIA AT ST JOSEPHS		24			24
URGENT CARE USA			24	100%	24
CHIPOLA MEDICAL ASSOCIATES		4	20	83%	24
ENGLEWOOD HOSPITAL AND MEDICAL CENTER		19	5	21%	24
HIGHLANDS COUNTY FIRE RESCUE		24			24
MID FLORIDA PATHOLOGY LLC		23	1	4%	24
SPRINGWOOD COURT		19	5	21%	24
SUNQUEST		3	21	88%	24
STATE LAB		2	22	92%	24
PARK WEST MEDICAL CENTER		23	1	4%	24
CORE LABORATORY		1	22	96%	23
EGL GENETIC DIAGNOSTICS		1	22	96%	23
NEW JERSEY		22	1	4%	23
LAKEVIEW HEALTH CARE SYSTEMS		9	14	61%	23
PBSO WEST PALM FAMILY PRACTICE		1	22	96%	23
UF HEALTH NORTH JACKSONVILLE			23	100%	23
UNIVERSITY HILLS HEALTH AND REHABILITATION CENTER		18	5	22%	23
UNIV OF NORTH ALABAMA HEALTH CENTER		22	1	4%	23
ADVENTHEALTH MEDICAL GROUP PULMONOLOGY		20	3	13%	23
SANFORD PEDIATRIC ASSOCIATES, PA		21	2	9%	23
PALMS MEDICAL GROUP - LAKE CITY WEST		3	20	87%	23
CRESTVIEW IMMEDIATE CARE LL			23	100%	23
TOTAL ACCESS URGENT CARE			23	100%	23
UNIVERSITY BEHAVIORAL CENTER		23			23
WUESTHOFF MEDICAL CENTER-MELBOURNE			23	100%	23
BROOKWOOD BAPTIST MEDICAL CENTER		22	1	4%	23
CLEARWATER EMPLOYEE HEALTH CLINIC		7	16	70%	23
NOVANT HEALTH		17	6	26%	23
TIFFANY LAKE CARE CENTERS INC		23			23
LEE MEMORIAL HEALTH SYSTEM		20	3	13%	23
SARASOTA MEMORIAL NURSING & REHABILITATION CTR		23			23
HUNT CLUB PEDIATRIC ASSOCIATES LLC		19	4	17%	23
NEWYORK-PRESBYTERIAN/ LAWRENCE HOSPITAL LABORATORY		21	2	9%	23
FINLAY C. LABORATORY		3	20	87%	23
OMEGA LABORATORIES		19	4	17%	23
CARLOS F FUSTER MD PA		21	2	9%	23
LEE MEMORIAL HEALTH SYSTEM D/B/A LEE COMMUNITY		21	2	9%	23
ISLAND COAST PEDIATRICS PA		22	1	4%	23
GENETIC TECHNOLOGICAL INNOVATIONS, LLC		11	12	52%	23
WOODHOUSE INC		17	6	26%	23
PALMETTO PEDIATRICS			23	100%	23

COVID-19: testing by laboratory

Data through Mar 15, 2021 verified as of Mar 16, 2021 at 09:25 AM

Data in this report are provisional and subject to change.

The numbers in the table below represent the number of Florida and non-Florida residents for whom test results were received by the Department of Health. A person can be tested by more than one laboratory and can have both positive and negative results. **Therefore, the sum of the numbers in each column will be larger than the total number of people tested.**

Reporting lab	Inconclusive	Negative	Positive	Percent positive	Total
NOBLE SENIOR LIVING		3	20	87%	23
PM PEDIATRICS		22	1	4%	23
EMORY BENNETT VETERANS NURSING HOME	1	22			23
GRAND VILLA OF PINELLAS PARK		20	2	9%	22
APOLLO SURGERY CENTER		20	2	9%	22
ELAN SPANISH SPRINGS		4	18	82%	22
JUST FOR KIDS PEDIATRICS		5	17	77%	22
TEN HEALTHCARE		6	16	73%	22
CHARLOTTE CHD PORT CHARLOTTE		18	4	18%	22
STEWART MEDICAL GROUP INC			22	100%	22
COMMUNITY HEALTH OF SOUTH FLORIDA			22	100%	22
FAMILY AND AFTER HOURS CARE		22			22
South Heritage Health and Rehab		22			22
EBEIDS MD PEDIATRICS		19	3	14%	22
ROSLYN URGENT CARE		22			22
ROCKLEDEGE REGIONAL MEDICAL CENTER		17	5	23%	22
SEAGRASS VILLAGE			22	100%	22
OLIVE BRANCH HEALTH AND REHABILITATION CENTER			22	100%	22
BAYLOR GENETICS		10	12	55%	22
MORNINGSIDE MANOR & VILLA ADULT CARE C		22			22
ST VINCENT'S EAST		20	2	9%	22
MEDEXPRESS URGENT CARE - BLOOMINGTON		19	3	14%	22
FLORENCE J HUNT STUDENT WELLNESS CENTER - HEALTH SERVICES (ABBOTT)		22			22
MARATHON HEALTH FOR LIFE		19	3	14%	22
GLEN COVE HOSPITAL		22			22
NORTHWEST FLORIDA COMMUNITY HOSPITAL 3RD FLOOR		20	2	9%	22
GILCHRIST COUNTY JAIL		20	2	9%	22
HARBOUR ISLAND PEDIATRICS		13	9	41%	22
FLORIDA HOSPITAL LABS		12	10	45%	22
KELLY'S ASSISTED LIVING FACILITY		22			22
LABORATORY MEDICINE CONSULTANTS-LMC PA		20	2	9%	22
ADVANCED URGENT CARE CENTER		7	15	68%	22
SOLE HEALTH LLC		22			22
WELLMED AT PLANT CITY		10	12	55%	22
CARE CENTERS OF NASSAU LLC MINER ROAD NORTH		22			22
PULSE MEDICAL GROUP INC			22	100%	22
SUMMERGATE PHARMACY		20	2	9%	22
DIACARTA INC.		22			22
CARESPOT		2	20	91%	22
DALE MEDICAL CENTER		17	5	23%	22
JUPITER MEDICAL CENTER			22	100%	22
FORT SANDERS REGIONAL LABORATORY		22			22
TOTTENVILLE CIRCLE URGENT CARE		22			22
FORT PIERCE FAMILY CARE INC		16	6	27%	22
FLORIDA PEDIATRICS		6	16	73%	22
HUNT CLUB MEDICAL		15	7	32%	22
MOBILE DIVISION LABORATORY		7	15	68%	22

COVID-19: testing by laboratory

Data through Mar 15, 2021 verified as of Mar 16, 2021 at 09:25 AM

Data in this report are provisional and subject to change.

The numbers in the table below represent the number of Florida and non-Florida residents for whom test results were received by the Department of Health. A person can be tested by more than one laboratory and can have both positive and negative results. **Therefore, the sum of the numbers in each column will be larger than the total number of people tested.**

Reporting lab	Inconclusive	Negative	Positive	Percent positive	Total
MINUTECLINIC, LLC, DBA MINUTECLINIC #5		18	3	14%	21
METROPOLITAN CHARITIES INC		19	2	10%	21
DAVENPORT PEDIATRICS CLERMONT PA		19	2	10%	21
GERALD J KIVETT MD		19	2	10%	21
ARDEN COURTS OF WINTER SPRINGS		18	3	14%	21
MINUTECLINIC, LLC, DBA MINUTECLINIC #2544		20	1	5%	21
PRIMECARE OF DOTHAN-DALEVILLE CLINIC		16	5	24%	21
INTERNATIONAL MEDICAL LABORATORY INC		21			21
ROCKLEDGE FAMILY HEALTH			21	100%	21
BLOCK NATION CHASE		13	8	38%	21
ERIC C MARSHAL MD, PC DBA MINUTECLINIC		20	1	5%	21
LEE PHYSICIAN GROUP		18	3	14%	21
PHYSICIANS CARE		18	3	14%	21
FLUSHING HOSPITAL MEDICAL CENTER		17	4	19%	21
ORLANDO FAMILY MEDICINE		7	14	67%	21
TANVIR H SHAGAR NP		18	3	14%	21
MINUTECLINIC DIAGNOSTIC OF TN PC #378		20	1	5%	21
NAPHCARE INC		16	5	24%	21
HALIFAX HEALTH URGENT CARE		3	18	86%	21
Grand Villa of Deerfield Beach		19	2	10%	21
UAH STUDENT HEALTH CENTER		14	7	33%	21
JEFFERSON K-12, A SOMERSET SCHOOL- CLINIC		17	4	19%	21
ST JUDE CHILDRENS RESEARCH HOSPITAL		21			21
UPMC CHAUTAUQUA AT WCA LABORATORY		20	1	5%	21
CONNECTDX		6	15	71%	21
JOSEF SCHENKER MD PC DBA CENTERS URGENT		19	2	10%	21
MINUTECLINIC DIAGNOSTIC OF PENNSYLVANI		20	1	5%	21
Casa Mora Rehabilitation & Extended Care		21			21
HOWARD BEACH URGENT CARE		21			21
MINUTE CLINIC DIAGNOSTIC OF NEW JERSEY		20	1	5%	21
NEW YORK PRESBYTERIAN - ALLEN HOSPITAL		21			21
CLINICAL PATHOLOGY LABORATORIES SOUTHEAST			21	100%	21
NEW YORK METHODIST HOSPITAL		17	4	19%	21
CL BRUMBACK PRIMARY CARE CLINIC LANTANA		2	19	90%	21
COASTAL FAMILY PRACTICE		13	8	38%	21
WILLAMETTE VALLEY TOXICOLOGY LLC		19	2	10%	21
MORRIS PARK URGENT CARE		18	3	14%	21
CITY OF OCALA EMPLOYEE HEALTH AND WELLNESS CENTER		18	3	14%	21
UTAH DEPARTMENT OF HEALTH			21	100%	21
PALM BAY FAMILY PRACTICE		4	17	81%	21
TIMBERLANE LODGE ALF	1	12	7	35%	20
SOUTH CAROLINA DEPARTMENT OF HEALTH			20	100%	20
PEDIATRIC ASSOCIATES PA		17	3	15%	20
POINT OF CARE CLINICS PRIMARY CARE		20			20
BAY PEDIATRICS PA		18	2	10%	20
TENNESSEE DEPARTMENT OF HEALTH		15	5	25%	20
EXPRESS CARE OF TAMPA BAY LLC		2	18	90%	20

COVID-19: testing by laboratory

Data through Mar 15, 2021 verified as of Mar 16, 2021 at 09:25 AM

Data in this report are provisional and subject to change.

The numbers in the table below represent the number of Florida and non-Florida residents for whom test results were received by the Department of Health. A person can be tested by more than one laboratory and can have both positive and negative results. **Therefore, the sum of the numbers in each column will be larger than the total number of people tested.**

Reporting lab	Inconclusive	Negative	Positive	Percent positive	Total
BROOKDALE MANDARIN CENTRAL		7	13	65%	20
GOOD SAMARITAN SOCIETY OF DAYTONA		16	4	20%	20
MINUTECLINIC DIAGNOSTIC OF ILLINOIS L		15	5	25%	20
Sovereign Laboratory Services, LLC		17	3	15%	20
CONSOLIDATED LAB SERVICES		10	10	50%	20
PROFESSIONAL PARK PEDIATRICS PA			20	100%	20
MINUTECLINIC DIAGNOSTICS MEDICAL GROUP		19	1	5%	20
VIERA FAMILY MEDICINE AND WELLNESS		16	4	20%	20
SOUTH NASSAU COMMUNITIES HOSPITAL		16	4	20%	20
BETHESDA HEALTH PHYSICIAN GROUP INC			20	100%	20
REDITUS LABORATORIES			20	100%	20
TGH MEDICAL GROUP LABORATORY CARROLLWOOD			20	100%	20
HOPE HEALTHCARE		20			20
MEDICAL EXPRESS CORP		18	2	10%	20
LAKE WORTH MANOR		19	1	5%	20
WINSHIPS PHARMACY INC		20			20
OHIO CVS STORES, LLC DBA		18	2	10%	20
ORLANDO ORTHOPAEDIC OUTPATIENT SURGERY CENTER LLC		17	3	15%	20
MARQUES PEDIATRICS			20	100%	20
BAYFRONT HMA CONVENIENT CARE, LLC		2	18	90%	20
CARESPOT OF NOCATEE		1	19	95%	20
ODYSSEY HEALTHCARE OF MARION COUNTY, LLC		19	1	5%	20
DEPT OF VA MEDICAL CENTER - BAY PINES			20	100%	20
PONCE PLAZA NURSING & REHAB CENTER		4	16	80%	20
WINTER PARK FAMILY PRACTICE LLC		17	3	15%	20
BEST MEDICAL CENTER		11	9	45%	20
ST VINCENTS AMBULATORY CARE INC DBA		17	3	15%	20
ADIRONDACK MEDICAL CENTER		20			20
GUARDANT HEALTH		14	6	30%	20
SONATA BOYNTON BEACH		18	2	10%	20
THE PALMS PHARMACY, INC		19	1	5%	20
COASTAL LABORATORIES OF FLORIDA		17	3	15%	20
HEALTHY MINORS, LLC.		20			20
FLORIDA MEDICAL CLINIC - MULTI SPECIALTY CAMPUS		7	13	65%	20
HENDRY REGIONAL CORPORATE HEALTH			20	100%	20
ESTATES MEDICAL CENTER		12	8	40%	20
MICHELLE S PAGE MD PA		18	1	5%	19
FLORIDA COMMUNITY HEALTH CENTER OF ST. LUCIE		1	18	95%	19
JACKSON NORTH MEDICAL CENTER		2	17	89%	19
FLORIDA HOSPITAL WINTER GARDEN		15	4	21%	19
ALL PEDIATRIC CARE			19	100%	19
REGENCY SQUARE MALL - SEARS		3	16	84%	19
Gulfport Rehabilitation Center		16	3	16%	19
MINUTECLINIC DIAGNOSTIC PA		17	2	11%	19
OCEAN REEF MEDICAL CENTER, LLC			19	100%	19
BAYVIEW MEDICAL		19			19
GRAND VILLA OF ORMOND BEACH		16	3	16%	19

COVID-19: testing by laboratory

Data through Mar 15, 2021 verified as of Mar 16, 2021 at 09:25 AM

Data in this report are provisional and subject to change.

The numbers in the table below represent the number of Florida and non-Florida residents for whom test results were received by the Department of Health. A person can be tested by more than one laboratory and can have both positive and negative results. **Therefore, the sum of the numbers in each column will be larger than the total number of people tested.**

Reporting lab	Inconclusive	Negative	Positive	Percent positive	Total
INTEGRATED REGIONAL LABORATORIES - LARGO			19	100%	19
Citymd Of Lacey		16	3	16%	19
CENTRAL FLORIDA PEDIATRIC URGENT CARE LLC		17	2	11%	19
SHELBY BAPTIST MEDICAL CENTER		14	5	26%	19
CVS NC3516POCT WINSTON SALEM		17	2	11%	19
Wesley Place on Honeysuckle		17	2	11%	19
OCEANSIDE URGENT CARE		19			19
DOCTORS MEDICAL CENTER OF WALTON COUNTY CLINIC			19	100%	19
MULBERRY'S MOBILE PROVIDER SERVICES LLC		5	14	74%	19
LPG PRIMARY CARE AT PINE ISLAND		17	2	11%	19
STONE WASH CLINICAL LABORATORIES		2	17	89%	19
LAB INTERMARKET FACILITY LAB		1	18	95%	19
TEXAS DEPARTMENT OF STATE HEALTH SERVICES		3	16	84%	19
LOVING CARE OF THE TREASURE COAST LLC	1	13	5	26%	19
KINDRED HOSPITAL OCALA		16	3	16%	19
NANO HEALTH ASSOCIATES LLC		19			19
GENTIVA HEALTH SERVICES		17	2	11%	19
EMERALD COAST HOSPICE - CRESTVIEW		19			19
CLERMONT ADVENTHEALTH CENTRA CARE		1	18	95%	19
GRACE WELLNESS CENTER		8	11	58%	19
COMMUNITY HOME HEALTH CARE		19			19
BARTON FAMILY PRACTICE		8	11	58%	19
MINUTECLINIC DIAGNOSTIC OF TN PC #320		12	7	37%	19
ROYAL PALM MEDICAL GROUP, INC		19			19
ASURANCE SCIENTIFIC LABORATORIES		19			19
MCWHORTER SCHOOL OF PHARMACY		19			19
MEDI STATION			19	100%	19
ESOTERIX GENETIC LABORATORIES		16	3	16%	19
ADEPT INPATIENT MEDICAL SERVICES PC		19			19
NO NAME		8	11	58%	19
BAYCARE MEDICAL GROUP INC			19	100%	19
MED HEALTH SERVICES		18	1	5%	19
CARE POINT HEALTH & WELLNESS CENTER		19			19
SEVEN RIVERS REGIONAL MEDICAL CENTER		5	14	74%	19
BRIDGEWAY HEALTH CLINICS INC			19	100%	19
CARENOW URGENT CARE-BRENTWOOD		13	6	32%	19
MONROE COUNTY DETENTION CENTER			19	100%	19
WELLMED AT LAKE COPELAND		13	6	32%	19
ANYLABTESTNOW		6	13	68%	19
COLLEGE POINT URGENT CARE		15	3	17%	18
STATCARE URGENT AND WALK-IN MEDICAL CA		16	2	11%	18
HARLEM HOSPITAL CENTER		17	1	6%	18
49D2045214PHYSICIAN OFFICEWALVERMEDEXPRESS URGENT CARE - HARRISONBU		9	9	50%	18
WALGREEN EASTERN CO, INC		18			18
BAPTIST MEDICAL GRP URGENT CARE & OCC HEALTH AIRPO		18			18
MADISON CORE LABORATORIES		17	1	6%	18
CRANES VIEW LODGE			18	100%	18

COVID-19: testing by laboratory

Data through Mar 15, 2021 verified as of Mar 16, 2021 at 09:25 AM

Data in this report are provisional and subject to change.

The numbers in the table below represent the number of Florida and non-Florida residents for whom test results were received by the Department of Health. A person can be tested by more than one laboratory and can have both positive and negative results. **Therefore, the sum of the numbers in each column will be larger than the total number of people tested.**

Reporting lab	Inconclusive	Negative	Positive	Percent positive	Total
MINUTECLINIC #8699		14	4	22%	18
COMMONWEALTH OF MASSACHUSETTS			18	100%	18
TOTAL RENAL LABORATORIES INC		13	5	28%	18
FOX FAMILY PRACTICE		18			18
ACCESS HEALTH CARE PHYSICIANS LLC		6	12	67%	18
Z UROLOGY		18			18
ADVANCED HEALTHCARE ASSOCIATES		16	2	11%	18
ST. JUDES LABORATORIES		12	6	33%	18
BASSETTI & ASSOCIATES, MD, PA			18	100%	18
COLUMBIA MEMORIAL HOSPITAL		18			18
AURORA DIAGNOSTICS		6	12	67%	18
CABOT RESERVE ON THE GREEN		18			18
MOORINGS PARK OAKSTONE AT GREY OAKS		17	1	6%	18
PPD - IXLAYER		17	1	6%	18
ST ELIZABETH MEDICAL CENTER LABORATORY		17	1	6%	18
HELIX DIAGNOSTICS			18	100%	18
ADVENT HEALTH - KISSIMMEE		6	12	67%	18
ROSS MEDICAL GROUP			18	100%	18
AUBURN COMMUNITY HOSPITAL		16	2	11%	18
MIDNIGHT MEDICINE			18	100%	18
TRINITY MEDICAL ASSOCIATES LLC			18	100%	18
ST CATHERINE OF SIENA HOSPITAL		16	2	11%	18
MINUTECLINIC DIAGNOSTIC OF MICHIGAN PC		17	1	6%	18
MINUTECLINIC DIAGNOSTIC OF RHODE ISLAND, LLC #590		17	1	6%	18
ASCENSION ST VINCENT'S PRIMARY CARE		1	17	94%	18
GENERAL INTERNAL MEDICINE MEDICAL CTR CLINIC		13	5	28%	18
UM MILLER SCHOOL OF MEDICINE			18	100%	18
CAREHERE- LCS LEESBURG			18	100%	18
GRAND VILLA OF DEL RAY WEST		15	3	17%	18
MEDEMERGE		17	1	6%	18
MARION COUNTY HEALTH DEPARTMENT		17	1	6%	18
1 TOUCH TOTALCARE SOLUTIONS		17	1	6%	18
ORTHOPAEDIC SURGERY CENTER		18			18
GLEN OAKS URGENT CARE		17	1	6%	18
HARTFORD HOSPITAL ANCILLARY LAB		17	1	6%	18
THE VILLAGES HEALTH		12	6	33%	18
DIXIE COUNTY HEALTH DEPARTMENT		11	7	39%	18
MINUTECLINIC DIAGNOSTIC OF NORTH CAROLINA PC		15	3	17%	18
ENCOMPASS HEALTH REHABILITATION HOSPITAL OF SARASOTA		18			18
BOZEMAN HEALTH DEACONESS HOSPITAL		13	5	28%	18
XPRESS WELLNESS URGENT CARE			18	100%	18
BAPTIST MEMORIAL HEALTH CARE		16	2	11%	18
URGENT TEAM		15	3	17%	18
FAMILY CARE CYPRESS CREEK		1	17	94%	18
BROWNE MEDICAL		16	2	11%	18
TPCA CLINICAL LABORATORIES		15	3	17%	18
URGENT CARE USA LLC		1	17	94%	18

COVID-19: testing by laboratory

Data through Mar 15, 2021 verified as of Mar 16, 2021 at 09:25 AM

Data in this report are provisional and subject to change.

The numbers in the table below represent the number of Florida and non-Florida residents for whom test results were received by the Department of Health. A person can be tested by more than one laboratory and can have both positive and negative results. **Therefore, the sum of the numbers in each column will be larger than the total number of people tested.**

Reporting lab	Inconclusive	Negative	Positive	Percent positive	Total
OSCEOLA ALF OPERATOR, LLC DBA□		18			18
IONA COLLEGE HEALTH & WELLNESS CENTER		18			18
A LILIKO'I PHARMACY LLC		17	1	6%	18
BROOKDALE CROWN POINT			17	100%	17
YUSRA MEDICAL ASSOCIATES PA		14	3	18%	17
IMMEDIATE CARE PA		15	2	12%	17
GENETIC TECHNOLOGICAL INNOVATIONS			17	100%	17
URGENT CARE AT LONGWOOD			17	100%	17
REOPEN DIAGNOSTICS			17	100%	17
HOUSE CALLS PROFESSIONAL LLC		14	3	18%	17
CAREATC INC BRANDON	1	15	1	6%	17
LAKE HOWARD HEIGHTS	1	14	2	12%	17
JESSIE TRICE COMMUNITY HEALTH SYSTEM, INC		1	16	94%	17
PALM BEACH GARDENS MEDICAL CENTER			17	100%	17
MD PLUS URGENT CARE, LLC			17	100%	17
BROOKDALE ST AUGUSTINE			17	100%	17
THE CANOPY AT HARPER LAKE	1		16	94%	17
VALLEY IMMEDIATE CARE		15	2	12%	17
LAKELAND HILLS CENTER		10	7	41%	17
RESOLVE MOLECULAR DIAGNOSTICS		13	4	24%	17
UVMC MICROBIOLOGY		16	1	6%	17
MARCO DRUGS AND COMPOUNDING		13	4	24%	17
UNIVERSITY OF ALABAMA - FUNGAL REFERENCE LABORATORY		12	5	29%	17
PRATTVILLE BAPTIST HOSPITAL		13	4	24%	17
ST VINCENT'S URGENT CARE		14	3	18%	17
FORT WALTON BEACH DEVELOPMENTAL CENTER		16	1	6%	17
PRIMARY CARE WALK IN CLINIC PLLC			17	100%	17
MASSACHUSETTS GENERAL HOSPITAL		1	16	94%	17
COAST MED URGENT CARE		16	1	6%	17
PRIMARY CARE MEDICINE	1	13	3	18%	17
SOMA MEDICAL CENTER # 4		2	15	88%	17
WELLINGTON FAMILY PRACTICE		13	4	24%	17
BAY COUNTY HEALTH DEPARTMENT		13	4	24%	17
DIEGO FALLON MD PA		6	11	65%	17
TENDER CARE ALF		17			17
MINUTECLINIC DIAGNOSTIC OF LOUISIANA,		16	1	6%	17
Floral Health and Rehabilitation, LLC		16	1	6%	17
MAITLAND PRIMARY CARE		9	8	47%	17
BAY BREEZE HEALTH AND REHABILITATION CENTER		9	8	47%	17
HEALTHCARE NOW			17	100%	17
INN AT LAKE SEMINOLE SQUARE, THE		17			17
CARESPOT EXPRESS HEALTHCARE			17	100%	17
ROBERT WOOD JOHNSON UNIVERSITY HOSP		15	2	12%	17
URGENT CARE WEST CLINIC		14	3	18%	17
STATEN ISLAND UNIVERSITY HOSPITAL		16	1	6%	17
ALBIBI		1	16	94%	17
UNIVERSITY LAB			17	100%	17

COVID-19: testing by laboratory

Data through Mar 15, 2021 verified as of Mar 16, 2021 at 09:25 AM

Data in this report are provisional and subject to change.

The numbers in the table below represent the number of Florida and non-Florida residents for whom test results were received by the Department of Health. A person can be tested by more than one laboratory and can have both positive and negative results. **Therefore, the sum of the numbers in each column will be larger than the total number of people tested.**

Reporting lab	Inconclusive	Negative	Positive	Percent positive	Total
PARRISH HEALTH CENTER		14	3	18%	17
Lab MSMC Hialeah			16	100%	16
CVS MINUTE CLINIC DIAGNOSTIC OF TEXAS LLC		12	4	25%	16
MORTON PLANT MEASE			16	100%	16
AURORA UNIVERSITY WELLNESS CENTER		16			16
BONIFAY NURSING AND REHABILITATION CENTER			16	100%	16
MC DIAGNOSTIC OF CONNECTICUT, PC #775		15	1	6%	16
PROMEDICA LABORATORIES		11	5	31%	16
OPTIMAL CARE PEDIATRICS		2	14	88%	16
XERA MED RESEARCH			16	100%	16
MEDEXPRESS URGENT CARE, MOON TOWNSHIP		15	1	6%	16
PEACHTREE IMMEDIATE CARE			16	100%	16
NORTHWEST FLORIDA SLEEP		1	15	94%	16
MEDEXPRESS URGENT CARE LEWISBURG		15	1	6%	16
NORTHWEST FLORIDA ENT, PA		5	11	69%	16
JOSEPH MIGNOGNA		13	3	19%	16
STAT MEDICAL CLINIC III INC		10	6	38%	16
ALL FLORIDA FAMILY & SPORTS MEDICINE		15	1	6%	16
WACO HHSSURGEWACO	1	14	1	6%	16
ELTINGVILLE CIRCLE URGENT CARE		15	1	6%	16
CLEVELAND CLINIC			16	100%	16
ORANGE REGIONAL MEDICAL CENTER LABORATORY		13	3	19%	16
INTERNAL MEDICINE ASSOCIATES & SPECIALTIES INC		15	1	6%	16
JS HEALTHCARE INC		16			16
BAYFRONT MEDICAL			16	100%	16
EDWARD S BENNETT MD PLLC		16			16
MEDEXPRESS URGENT CARE - ROBINSON TWP, STEUBENVILLE PIKE		14	2	13%	16
MINUTECLINIC DIAGNOSTIC OF TN PC #6435		14	2	13%	16
MEDEXPRESS URGENT CARE - TIMBERLAKE		15	1	6%	16
STARLING AT NOCATEE			16	100%	16
BVL PEDIATRICS		14	2	13%	16
CARE NOW, INC		12	4	25%	16
ST AUGUSTINE PLANTATION		1	15	94%	16
EAR NOSE & THROAT ASSOCIATES OF MANATEE PA		16			16
FORT HAMILTON URGENT CARE		16			16
MI CASA DORADA ASSISTED LIVING FACILIT		16			16
FAST TRACK URGENT CARE CENTER - TYRONE			16	100%	16
BIG BEND HOSPICE INC		16			16
MIRIMUS INC		1	15	94%	16
WALGREEN		8	8	50%	16
ST JOSEPH HOSPITAL		15	1	6%	16
LAKEWOOD RANCH MEDICAL CENTER CLINICAL LAB			16	100%	16
ADVENT HEALTH - ZEPHYRHILLS			16	100%	16
COMMUNITY HEALTH OF SOUTH FLORIDA INC			16	100%	16
OKEECHOBEE HEALTHCARE FACILITY			16	100%	16
MINUTECLINIC MINUTECLINIC #8746		15	1	6%	16
SOMA MEDICAL CENTER PA			16	100%	16

COVID-19: testing by laboratory

Data through Mar 15, 2021 verified as of Mar 16, 2021 at 09:25 AM

Data in this report are provisional and subject to change.

The numbers in the table below represent the number of Florida and non-Florida residents for whom test results were received by the Department of Health. A person can be tested by more than one laboratory and can have both positive and negative results. **Therefore, the sum of the numbers in each column will be larger than the total number of people tested.**

Reporting lab	Inconclusive	Negative	Positive	Percent positive	Total
MILLENNIUM PHYSICIAN GRP LLC NAPLES PINE RIDGE			16	100%	16
MINUTECLINIC, LLC #4230		13	3	19%	16
REGENEXX TAMPA BAY		14	2	13%	16
SRMC AVALON		9	7	44%	16
HODGES CLUSTER		2	14	88%	16
PANAMA CITY VITAS HOSPICE		16			16
EC OPCO TIMBERLIN PARC LLC		16			16
ENCOMPASS HOME HEALTH OF THE SOUTHEAST LLC		16			16
CALLAWAY CLINIC		11	5	31%	16
MEDICINE AT LONGWOOD		16			16
PRO HEALTH FAMILY PHYSICIANS, NYSTROM		16			16
LYNN KEEFE, MD PEDIATRICS		13	3	19%	16
URGENT CARE CLINIC OF LINCOLN		14	2	13%	16
CRUCIAL CARE		10	6	38%	16
CLEVELAND CLINIC FLORIDA		1	15	94%	16
NOVANT HEALTH GOHEALTH URGENT CARE-HARRISBURG		8	8	50%	16
HEALTH CENTRAL HOSPITAL			16	100%	16
GRAND VILLA OF ENGLEWOOD		12	4	25%	16
MORTON PLANT NORTH BAY HOSPITAL			16	100%	16
PRIMARY CARE SPECIALISTS OF ORLANDO LLC		12	3	20%	15
MINUTECLINIC DIAGNOSTIC OF TN, PC 374		11	4	27%	15
WALK IN URGENT CARE			15	100%	15
CLINIC OF PEDIATRICS & GI MEDICINE INC		1	14	93%	15
GRAND VILLA OF BOYNTON BEACH		14	1	7%	15
FLORIDA MEDICAL CLINIC IM MLK		10	5	33%	15
BESSENT ROAD GROUP HOME		15			15
MEADOWCREST MOLECULAR DIAGNOSTICS, LLC			15	100%	15
BAYCARE MEDICAL GROUP INC			15	100%	15
MIAMI BEACH MEDICAL GROUP			15	100%	15
MILTON 4707		15			15
BLOUNT MEMORIAL HOSPITAL		13	2	13%	15
ENCOMPASS HEALTH REHABILITATION HOSPITAL OF PANAMA CITY		10	5	33%	15
EASTLAKE PEDIATRICS - TRINITY		15			15
AJU GEORGE MD PA			15	100%	15
HEALTH MED HOME CARE, LLC		15			15
Astoria Health and Rehab		15			15
CVA MINUTE CLINIC DIAGNOSTIC OF VIRGINIA, LLC		15			15
ORLANDO HEALTH		2	13	87%	15
HUDSON VALLEY HOSPITAL CENTER LABORATORY		14	1	7%	15
BAPTIST MEDICAL CENTER EAST		11	4	27%	15
BAPTIST PEDIATRICS		12	3	20%	15
FAMILY CARE			15	100%	15
ADVENT HEALTH - WINTER HAVEN		8	7	47%	15
HUNTINGTON URGENT CARE		14	1	7%	15
FLORIDA DEPARTMENT OF HEALTH IN HILLSBOROUGH COUNTY		1	14	93%	15
PATHLINE			15	100%	15
CUSTEAD CARE CENTER HAVEN HOSPICE		12	3	20%	15

COVID-19: testing by laboratory

Data through Mar 15, 2021 verified as of Mar 16, 2021 at 09:25 AM

Data in this report are provisional and subject to change.

The numbers in the table below represent the number of Florida and non-Florida residents for whom test results were received by the Department of Health. A person can be tested by more than one laboratory and can have both positive and negative results. **Therefore, the sum of the numbers in each column will be larger than the total number of people tested.**

Reporting lab	Inconclusive	Negative	Positive	Percent positive	Total
BRYAN WHITFIELD MEMORIAL HOSPITAL		10	5	33%	15
FAMILY CARE CENTER OF ARLINGTON		10	5	33%	15
EXPRESS FAMILY CARE LLC			15	100%	15
UNAVAILABLE/UNKNOWN/NO INFORMATION FOUND			15	100%	15
OAKMONTE VILLAGE OF DAVIE			15	100%	15
CVS NC7047POCT DURHAM		15			15
Rehabilitation Center of the Palm Beaches		15			15
MEDLAB ASSOCIATES LLC		15			15
ESTATES MEDICAL CENTER INC		4	11	73%	15
SINAI HOSPITAL OF BALTIMORE		15			15
OPTIONS FOR SENIORS INC DBA PALM KREST MANOR		12	3	20%	15
UNIVERSITY OF MIAMI MILLER SCHOOL			15	100%	15
KETAMINE HEALTH CENTERS AT BONITA SPRINGS, LLC		15			15
CVS NC7588POCT ASHEVILLE		12	3	20%	15
NOVALIFE MEDSPA			15	100%	15
TELEVISIT MALABAR PEDIATRICS		5	10	67%	15
ST ANTHONY'S HOSP PATIENT CARE SERVICE			15	100%	15
MINUTECLINIC DIAGNOSTIC OF NORTH		14	1	7%	15
DIATHERIX		13	2	13%	15
TMH FSU RAPID LABORATORY		2	13	87%	15
HOLLEY-NAVARRE MEDICAL CLINIC		5	10	67%	15
SIGMUND LABS LLC		14			14
BERGEN NEW BRIDGE M		13	1	7%	14
LONG ISLAND JEWISH VALLEY STREAM		13	1	7%	14
The Evangelical Lutheran Good Samaritan Society		14			14
FG RAPID RESULTS LLC		8	6	43%	14
TREASURE COAST URGENT CARE			14	100%	14
HEALTHFIRST ADVENT HEALTH CENTRA CARE COCOA BEACH			14	100%	14
Grand Villa of Dunedin		8	6	43%	14
Terrace of Jacksonville			14	100%	14
MONTEFIORE ST LUKE'S CORNWALL HOSPITAL		10	4	29%	14
SOUTHEASTERN LABORATORY			14	100%	14
DESOTO HEALTH AND REHAB LLC		9	5	36%	14
MELBOURNE FAMILY PRACTICE		12	2	14%	14
PULSE & REMEDY LLC			14	100%	14
RIVERSIDE COTTAGES AT THE SHORES, LLC			14	100%	14
OPIS ISLAND LAKE CENTER		13	1	7%	14
CITY OF NAPLES FIRE RESCUE		12	2	14%	14
ALAN L MELOTEK MD		14			14
POLK CHD BARTOW		13	1	7%	14
FAMILY MEDICINE OF WESTON LLC		6	8	57%	14
CANCER RESEARCH LAB, BOB JONES UNIVERSITY		14			14
FLORIDA MEDICAL CL ODOM TPA		4	10	71%	14
ADVENTHEALTH MEDICAL GROUP		10	4	29%	14
COMPREHENSIVE CHILDCARE ASSOCIATES		8	6	43%	14
NORTHWESTERN MEMORIAL HOSPITAL			14	100%	14
MINUTE-CLINIC DIAGNOSTIC OF VIRGINIA		12	2	14%	14

COVID-19: testing by laboratory

Data through Mar 15, 2021 verified as of Mar 16, 2021 at 09:25 AM

Data in this report are provisional and subject to change.

The numbers in the table below represent the number of Florida and non-Florida residents for whom test results were received by the Department of Health. A person can be tested by more than one laboratory and can have both positive and negative results. **Therefore, the sum of the numbers in each column will be larger than the total number of people tested.**

Reporting lab	Inconclusive	Negative	Positive	Percent positive	Total
GREENSBORO PATHOLOGY LLC		14			14
GRAND VILLA OF LARGO		12	2	14%	14
PARROTT MEDICAL CLINIC			14	100%	14
SARNO FAMILY PRACTICE		1	13	93%	14
STEWARD MELBOURNE HOSPITAL, INC	1		13	93%	14
SURGERY CENTER OF CORAL GABLES LLC,THE		11	3	21%	14
UC HEALTH UNIVERSITY HOSPITAL		11	3	21%	14
ST CLOUD MEDICAL GROUP		12	2	14%	14
TNC WALK IN CLINIC		10	4	29%	14
BOCA SIMON		2	12	86%	14
TLC FAMILY CARE HOME INC		14			14
CARENOW URGENT CARE-WEST END		9	5	36%	14
MINUTECLINIC DIAGNOSTIC OF TN PC #566		12	2	14%	14
TALLAHASSEE PRIMARY CARE ASSOCIATES PA		12	2	14%	14
EPIPHANY HEALTH		8	6	43%	14
DAVITA DIALYSIS		4	10	71%	14
SOUTHEASTERN UNIVERSITY INC		14			14
INTERMOUNTAIN CENTRAL LAB		1	13	93%	14
ALASKA PUBLIC HEALTH LAB		1	13	93%	14
INDIANA STATE DEPARTMENT OF HEALTH		1	13	93%	14
SARASOTA - ROBERT L TAYLOR COMMUNITY CENTER□		1	13	93%	14
1ST PRIORITY LAB SERVICES		14			14
ABC PEDIATRICS OF PORT ST LUCIE		12	2	14%	14
MIAMI BEACH MEDICAL GROUP LLC			14	100%	14
OCCUPATIONAL HEALTH CENTERS OF THE SOUTHWEST PA		12	1	8%	13
CROSS CARE CENTER			13	100%	13
BAPTIST PRIMARY CARE PONTE VEDRA		7	6	46%	13
BELLEVUE HOSPITAL CENTER DEPARTMENT		13			13
STATEN ISLAND UNIVERSITY HOSPITAL SEGUINE AVE		12	1	8%	13
KIDSWOOD PEDIATRICS CORP		5	8	62%	13
LPG PRIMARY CARE AT BONITA BAY LIFESTYLE CENTER		12	1	8%	13
MC DIAGNOSTIC OF CONNECTICUT, PC #1960		13			13
PREMIER LABORATORY SERVICES, LLC		5	8	62%	13
MEDEXPRESS URGENT CARE - SEMINOLE SQUA		11	2	15%	13
MULBERRY CARE CENTER		7	6	46%	13
SOMA MEDICAL CENTER, PA #4 FLORIDA MANGO			13	100%	13
GNT ASSOCIATES		12	1	8%	13
MINUTE CLINIC		1	12	92%	13
BAYA URGENT CARE LLC		1	12	92%	13
HORIZON MEDICAL GROUP		11	2	15%	13
MINUTECLINIC DIAGNOSTIC OF TN, PC 6438		11	2	15%	13
DYNAMIC DNA LAB		1	12	92%	13
VILLA OF KINGS AND QUEENS OF DELRAY		13			13
BROOKDALE DELAND			13	100%	13
URGENT MEDICAL CENTER INC		5	8	62%	13
SOUTHEAST FAMILY HEALTHCARE CENTER			13	100%	13
ADVENTHEALTH MEDICAL GROUP PEDIATRICS AT		3	10	77%	13

COVID-19: testing by laboratory

Data through Mar 15, 2021 verified as of Mar 16, 2021 at 09:25 AM

Data in this report are provisional and subject to change.

The numbers in the table below represent the number of Florida and non-Florida residents for whom test results were received by the Department of Health. A person can be tested by more than one laboratory and can have both positive and negative results. **Therefore, the sum of the numbers in each column will be larger than the total number of people tested.**

Reporting lab	Inconclusive	Negative	Positive	Percent positive	Total
EAR NOSE AND THROAT ASSOCIATES OF MANATEE, P.A.		10	3	23%	13
FIRST CHOICE PEDIATRICS WINTER SPRINGS		11	2	15%	13
GLENBROOKE AT PALM BAY			13	100%	13
BLUE SPRINGS SURGERY CENTER		13			13
HARBOR CHASE OF JACKSONVILLE			13	100%	13
ORCHID COVE		3	10	77%	13
UNDERGROUND FREE CLINIC		13			13
Sunnyside Care Center		13			13
ACCESS HOME HEALTH OF FLORIDA LLC		13			13
SHELBY COUNTY HEALTH CARE CORPORATION		10	3	23%	13
CAREATC			13	100%	13
CVS MINUTE CLINIC DIAGNOSTIC PA		10	3	23%	13
DEVEREUX FLORIDA CHILDRENS CENTER			13	100%	13
FLORIDA STATE HOSPITAL			13	100%	13
ESCAMBIA COMMUNITY CLINIC		2	11	85%	13
LIFE'S SPECIAL MOMENTS INC		13			13
AVALON MEDICAL WALK IN CLINIC			13	100%	13
CVS MINUTE CLINIC DIAGNOSTIC MED GRP OF CA		13			13
NIGHT OWL PEDIATRICS URGENT CARE			13	100%	13
IN-OFFICE LAB		12	1	8%	13
VALDOSTA FAMILY MEDICINE		1	12	92%	13
SMH PHYSICIAN SERVICES INC		12	1	8%	13
MEDEXPRESS URGENT CARE - LAFAYETTE		12	1	8%	13
CITY OF CLEARWATER EMPLOYEE HEALTH CENTER		4	9	69%	13
WORLD WRESTLING ENTERTAINMENT			13	100%	13
MED TECH SERVICES OF PALM BEACH INC		13			13
CLINICAL LABORATORY SERVICES			13	100%	13
CORNER OAK ESTATE LLC		13			13
KIMBERLY J HENDERSON MD PC		12	1	8%	13
VRL EUROFINs - HAWAII		13			13
PASSPORT HEALTH OF TAMPA BAY		13			13
MAINSTREET FAMILY SELECT		1	12	92%	13
CVS MINUTE CLINIC DIAGNOSTIC OF WISCONSIN		13			13
PHELPS HOSPITAL LABORATORY		11	2	15%	13
BROOKLYN HOSPITAL CENTER DOWNTOWN CAMPUS		13			13
ROCKLEDGE		3	10	77%	13
PARKWEST MEDICAL CENTER		11	2	15%	13
MONTEFIORE MEDICAL CENTER LABORATORIES - WEILER		9	4	31%	13
NORTHERN WESTCHESTER HOSPITAL LABORATORY		11	2	15%	13
NORTH FLORIDA PHARMACY		12	1	8%	13
UNIVERSITY HOSPITAL UC HEALTH		9	4	31%	13
COVANCE CENTRAL LABORATORY			13	100%	13
EFFINGER HEALTH, PA		13			13
Hackensack Umc Mountainside		12	1	8%	13
ARNOT OGDEN MEDICAL CENTER LABORATORY		13			13
CORAL LANDING ASSISTED LIVING		11	2	15%	13
LEE COMMUNITY HEALTHCARE INC CAPE CORAL		13			13

COVID-19: testing by laboratory

Data through Mar 15, 2021 verified as of Mar 16, 2021 at 09:25 AM

Data in this report are provisional and subject to change.

The numbers in the table below represent the number of Florida and non-Florida residents for whom test results were received by the Department of Health. A person can be tested by more than one laboratory and can have both positive and negative results. **Therefore, the sum of the numbers in each column will be larger than the total number of people tested.**

Reporting lab	Inconclusive	Negative	Positive	Percent positive	Total
PROHEALTH CARE ASSOCIATES MOBILE		10	3	23%	13
LUCID DIAGNOSTICS LABS			13	100%	13
RIVERSIDE MEDICAL GROUP		12	1	8%	13
AVALON FAMILY RESORT ASSISTED LIVING LLC		12			12
SEBRING PEDIATRICS LLC			12	100%	12
SUWANNEE COUNTY JAIL		11	1	8%	12
PT&J REHAB - VILLAGE OF ROYAL PALM BEACH		12			12
MEDEXPRESS URGENT CARE - MONROE		12			12
MEDLABS DIAGNOSTICS		10	2	17%	12
NAPLES GREEN VILLAGE		12			12
WOODLAND TOWERS		6	6	50%	12
CVS MINUTE CLINIC DIAGNOSTIC OF TN #6044		10	2	17%	12
MED LABS DIAGNOSTICS		7	5	42%	12
MC DIAGNOSTIC OF CONNECTICUT, PC # 257		11	1	8%	12
COLLIER COUNTY HEALTH DEPT.		7	5	42%	12
GADSDEN REGIONAL MEDICAL CENTER		12			12
ADVENTHEALTH MEDICAL GROUP CARE CLINIC AT		8	4	33%	12
MC DIAGNOSTIC OF CONNECTICUT PC #459		12			12
FLORIDA DEPARTMENT OF HEALTH WASHINGTON COUNTY		7	5	42%	12
GEORGE W FERGUSON MD-CONCIERGE MEDICAL SERVICES PL		11	1	8%	12
SOMA MEDICAL CENTER, P.A.			12	100%	12
MERIDIAN AT WATERWAYS, THE		10	2	17%	12
MINUTECLINIC DIAGNOSTIC OF TN, PC 4992		12			12
VERITAS RESEARCH CORP			12	100%	12
MONTEFIORE NYACK HOSPITAL AFFILIATED LABORATORY		11	1	8%	12
CVS MINUTE CLINIC, LLC		10	2	17%	12
URGENT CARE OF NEW YORK		12			12
YORKVILLE PEDIATRIC URGENT CARE		12			12
INNOVATIVE RESEARCH OF WEST FLORIDA		9	3	25%	12
PRIMECARE AT PORT ORANGE			12	100%	12
CVS TX8321POCT MCKINNEY		12			12
WALGREENS #04618		11	1	8%	12
MERCY MEDICAL CENTER		5	7	58%	12
LIFE CARE OF PORT SAINT LUCIE		3	9	75%	12
CVS NY491POCT JACKSON HEIGHTS		12			12
ORLANDO ORTHOPAEDIC OUTPATIENT SURGERY CENTER		8	4	33%	12
MINUTECLINIC, LLC, DBA MINUTECLINIC #6		12			12
MINUTECLINIC, LLC, #4160		9	3	25%	12
MEDEXPRESS URGENT CARE - CHRISTIANBURG		8	4	33%	12
FAMILY MEDICINE AT LONGWOOD			12	100%	12
BAYFRONT FAMILY HEALTH CENTER			12	100%	12
APPLE DIAGNOSTICS LAB		5	7	58%	12
CARE FAST MURABELLA		7	5	42%	12
TMH PHYSICIAN PARTNERS - MONTICELLO		10	2	17%	12
THE PLAZA AT PARKSQUARE		12			12
FLORIDA DEPT OF HEALTH		4	8	67%	12
GULF COAST MEDICAL GROUP		5	7	58%	12

COVID-19: testing by laboratory

Data through Mar 15, 2021 verified as of Mar 16, 2021 at 09:25 AM

Data in this report are provisional and subject to change.

The numbers in the table below represent the number of Florida and non-Florida residents for whom test results were received by the Department of Health. A person can be tested by more than one laboratory and can have both positive and negative results. **Therefore, the sum of the numbers in each column will be larger than the total number of people tested.**

Reporting lab	Inconclusive	Negative	Positive	Percent positive	Total
IREPERTOIRE_MOL_LAB		12			12
SAMARITAN MEDICAL CENTER		12			12
CULINARY INSTITUTE OF AMERICA STUDENT	3	9			12
HAVEN HOSPICE			12	100%	12
ST PETER'S UNIVERSITY HOSPITAL		9	3	25%	12
CVS TN5639POCT FARRAGUT		10	2	17%	12
FHCP-PORT ORANGE		3	9	75%	12
WELLMED AT PORT ST LUCIE WEST		8	4	33%	12
METHODIST MEDICAL CENTER		9	3	25%	12
CVS HEALTH, #3396		12			12
SENIOR HOME CARE INC		12			12
VILLA HEALTH NH LLC		10	2	17%	12
MI2297090CV HOLLAND-23D2189684		12			12
SUMMIT ATLANTIC SURGERY CENTER		12			12
Lady Lake Specialty Care			12	100%	12
BROOKDALE CITRUS			12	100%	12
ADVENT HEALTH MEDICAL GROUP FAMILY AND INTERNAL MEDICINE AT AVALON PAR		11	1	8%	12
CVS NC187POCT CHARLOTTE		11	1	8%	12
ASHRAF MEDICAL GROUP PLLC DBA PULSE M		11	1	8%	12
OHIO STATE UNIVERSITY MEDICAL CENTER			12	100%	12
LEE COMMUNITY HEALTHCARE INC NORTH FORT MYERS		12			12
DEPARTMENT OF PUBLIC HEALTH		12			12
RAYMOND BASRI MD		12			12
FAMILY MEDICINE AT HUNTERS CREEK		12			12
MEDEXPRESS URGENT CARE- MARYLAND		11	1	8%	12
KISSIMMEE VA OUTPATIENT CLINIC		12			12
LEHIGH VALLEY HOSPITAL		3	9	75%	12
RUSSELL MEDICAL CENTER		11	1	8%	12
ACADIAN DIAGNOSTIC LABORATORIES		8	4	33%	12
PANCARE HEALTH - WEWA ELEMENTARY			12	100%	12
AVENTURA HOSPITAL AND MEDICAL CENTER			12	100%	12
CARROLL GARDENS URGENT CARE		12			12
ORMOND MEDICAL ARTS		3	9	75%	12
MIRACLE ALF INC		12			12
NATIONAL GENETICS INST LABCORP		4	8	67%	12
MADISON COUNTY HEALTH DEPARTMENT		5	7	58%	12
BAPTIST HEALTH			12	100%	12
MINUTECLINIC, LLC #1586		10	2	17%	12
LAB UNKNOWN		1	11	92%	12
MEDEXPRESS URGENT CARE-ALTOONA		10	2	17%	12
BROWARD DIALYSIS			12	100%	12
LEON CHD		12			12
GLEN OAKS HEALTH AND REHABILITATION CENTER			12	100%	12
BIOTECH CLINICAL LABORATORIES, INC.		1	10	91%	11
DMH STEINHATCHEE FAMILY MEDICINE		8	3	27%	11
CVS CA9165POCT SAN DIEGO		11			11
Hialeah Nursing And Rehabilitation Center		6	5	45%	11

COVID-19: testing by laboratory

Data through Mar 15, 2021 verified as of Mar 16, 2021 at 09:25 AM

Data in this report are provisional and subject to change.

The numbers in the table below represent the number of Florida and non-Florida residents for whom test results were received by the Department of Health. A person can be tested by more than one laboratory and can have both positive and negative results. **Therefore, the sum of the numbers in each column will be larger than the total number of people tested.**

Reporting lab	Inconclusive	Negative	Positive	Percent positive	Total
ASSOCIATES MD CYPRESS CREEK			11	100%	11
UMHC/SYLVESTER AT KENDALL		1	10	91%	11
JOHN W NORRIS III MD PA	1		10	91%	11
St. Annes Nursing Center, St. Annes Residence, Inc.		11			11
NORTH OKALOOSA PHYSICIAN GROUP		10	1	9%	11
SEMORAN FAMILY HEALTH LLC		10	1	9%	11
DOC PAM PA		10	1	9%	11
45TH 1		11			11
ANYLABTEST NOW		4	7	64%	11
VITAS HEALTH INC		5	6	55%	11
PINELLAS COUNTY HEALTH DEPARTMENT		2	9	82%	11
Rosewood Healthcare and Rehabilitation Center		5	6	55%	11
MINUTECLINIC DIAGNOSTIC OF PA, LLC (1036)		9	2	18%	11
HNL LAB MEDICINE		8	3	27%	11
ALCOVE ASSISTED LIVING FACILITY		11			11
ADVENTIST HEALTH SYSTEM FLORIDA DEPT OF HEALTH		7	4	36%	11
MINUTECLINIC DIAGNOSTIC OF SC, LLC #2		10	1	9%	11
MEYER PEDIATRICS CHTD		11			11
MEDEXPRESS URGENT CARE MONACA		11			11
RICH STREET GROUP HOME		4	7	64%	11
CARLOS PORTU MD, PLLC			11	100%	11
REDMED CLINIC OF ARLINGTON		10	1	9%	11
RED MOUNTAIN DIAGNOSTICS		11			11
MINUTE CLINIC LLC #5733		11			11
ARTHREX MEDICAL CENTER EAST		7	4	36%	11
GENESIS		7	4	36%	11
MEDICAL CENTER AFFILIATES WEST PALM			11	100%	11
FAMILY PRACTICE ON THE GO		6	5	45%	11
CARINGTON MANOR		11			11
GENOPTIX MEDICAL LABORATORY		10	1	9%	11
BRONSON FIRE DEPARTMENT		11			11
WANTAGH URGENT CARE		8	3	27%	11
MINUTECLINIC DIAGNOSTIC OF TN PC #6415		10	1	9%	11
PRIMECARE ACQUISITION FAMILY PRACTICE INC		11			11
CREATIVE TESTING SOLUTIONS		4	7	64%	11
KINGS BAY PEDIATRICS LLC		7	4	36%	11
IGENEX INC		11			11
PRIME MEDICAL CARE, LLC		11			11
St Joseph's Hospital & Medical Center		10	1	9%	11
MINUTECLINIC LLC (1435)		10	1	9%	11
GAMMA DIAGNOSTIC LAB LLC			11	100%	11
MOUNT DORA PEDIATRICS		9	2	18%	11
MHHS All Lab Subsection		11			11
CVS NC2357POCT HUNTERSVILLE		9	2	18%	11
URGENT TEAM MANAGEMENT OF TENNESSEE		10	1	9%	11
MINUTECLINIC, LLC #244		10	1	9%	11
FLORIDA HOSPITAL PHYSICIAN GROUP		3	8	73%	11

COVID-19: testing by laboratory

Data through Mar 15, 2021 verified as of Mar 16, 2021 at 09:25 AM

Data in this report are provisional and subject to change.

The numbers in the table below represent the number of Florida and non-Florida residents for whom test results were received by the Department of Health. A person can be tested by more than one laboratory and can have both positive and negative results. **Therefore, the sum of the numbers in each column will be larger than the total number of people tested.**

Reporting lab	Inconclusive	Negative	Positive	Percent positive	Total
FRUITVILLE URGENT CARE			11	100%	11
MINUTECLINIC DIAGNOSTIC OF TN PC #6363		10	1	9%	11
VIRTUA WEST JERSEY HOSPITAL VOORHEES		9	2	18%	11
PHYSICIANS REGIONAL MEDICAL CTR - COLLIER BLVD			11	100%	11
THE TERRACE OF SAINT CLOUD		9	2	18%	11
MINUTECLINIC DIAGNOSTIC OF RHODE ISLAND		8	3	27%	11
NIGHT LITE PEDIATRICS CENTER, LLC		1	10	91%	11
ILLINOIS DEPT OF PUBLIC HEALTH LAB - SPRINGFIELD			11	100%	11
LMH SKILLED NURSING UNIT		11			11
LONGWOOD PEDIATRICS LLC			11	100%	11
MINUTECLINIC DIAGNOSTIC OF ILLINOIS LL		9	2	18%	11
AZALEA HEALTH		2	9	82%	11
UNIVERSITY CENTRA CARE		10	1	9%	11
MINUTECLINIC DIAGNOSTIC OF NEW MEXICO		11			11
MINUTE CLINIC DIAGNOSTIC OF SOUTH CAROLINA		9	2	18%	11
CARENOW URGENT CARE-HERMITAGE		7	4	36%	11
ELITE HOME HEALTH SERVICES		11			11
PALM BEACH PATHOLOGY		9	2	18%	11
MINUTECLINIC INCORPORATE, LLC		9	2	18%	11
ACCENTCARE		11			11
TELEVISIT PALM BAY FAMILY PRACTICE		9	2	18%	11
WATSON HEALTHCARE		8	3	27%	11
HEALTH NETWORK LABORATORIES		7	4	36%	11
MINUTE CLINIC DIAGNOSTIC OF TEXAS, LLC		11			11
WINTER PARK CARE AND REHABILITATION			11	100%	11
WELLMED AT SOUTH PARSONS		9	2	18%	11
BRIDGE DIAGNOSTICS			11	100%	11
TROPICANA		5	6	55%	11
VA MEDICAL CENTER			11	100%	11
CVS NV3210POCT LAS VEGAS		11			11
AIM LABORATORIES			11	100%	11
Solaris Healthcare Pensacola			11	100%	11
MINUTECLINIC DIAGNOSTIC OF TEXAS LLC		9	2	18%	11
CBC LAB		3	7	70%	10
NEW JERSEY DEPARTMENT OF HEALTH COMMUNICABLE DISEASE SERVICE		3	7	70%	10
MAIMONIDES MEDICAL CENTER		7	3	30%	10
PRORENATA LABS		2	8	80%	10
ARBORS OF GULF BREEZE, THE		8	2	20%	10
MC DIAGNOSTIC OF CONNECTICUT, PC #1966		10			10
MEDEX REGIONAL LABORATORIES LLC		1	9	90%	10
TENNESSEE DEPARTMENT OF HEALTH (TDH) - CENTRAL LABORATORY		2	8	80%	10
MONROE COUNTY HOSPITAL		7	3	30%	10
ADVENTIST HEALTH SYSTEM		9	1	10%	10
CHILDREN'S HEALTHCARE OF ATLANTA/EGLESTON		10			10
MEDEXPRESS URGENT CARE - BENTON HARBOR		10			10
BROWARD HEALTH CARE			10	100%	10
SAVANNAH MANOR ASSISTED LIVING COMMUNITY			10	100%	10

COVID-19: testing by laboratory

Data through Mar 15, 2021 verified as of Mar 16, 2021 at 09:25 AM

Data in this report are provisional and subject to change.

The numbers in the table below represent the number of Florida and non-Florida residents for whom test results were received by the Department of Health. A person can be tested by more than one laboratory and can have both positive and negative results. **Therefore, the sum of the numbers in each column will be larger than the total number of people tested.**

Reporting lab	Inconclusive	Negative	Positive	Percent positive	Total
MOLECULAR PATHOLOGY LABORATORY			10	100%	10
APPALACHIAN REGIONAL HEALTHCARE SYSTEM		10			10
VENICE GREEN VILLAGE		3	7	70%	10
BOCA RATON REGIONAL HOSPITAL LAB			10	100%	10
LUXOR SCIENTIFIC LLC		1	9	90%	10
METHODIST HOSPITAL			10	100%	10
RPC@HODGES		2	8	80%	10
FAMILY HEALTH CENTER AT PORT ST JOHN		4	6	60%	10
Westchester General Hospital			10	100%	10
PBC PREMIER FAMILY HEALTH			10	100%	10
PHASE2 LABS	2	6	2	20%	10
MINUTECLINIC DIAGNOSTIC OF OKLAHOMA		8	2	20%	10
Avalon Healthcare and Rehabilitation Center			10	100%	10
MEDEXPRESS URGENT CARE - SALEM		6	4	40%	10
CARENOW URGENT CARE - EAST NASHVILLE		8	2	20%	10
Maury Regional Hospital		6	4	40%	10
DELIVER MY MEDS CORP		10			10
BEAUMONT LABORATORY			10	100%	10
PANCARE HEALTH - VERNON ELEMENTARY			10	100%	10
ALABAMA DEPARTMENT OF PUBLIC HEALTH		1	9	90%	10
MEDEXPRESS URGENT CARE - PANTOPS		9	1	10%	10
CARENOW URGENT CARE-DONELSON		7	3	30%	10
LAKE CO SCHOOLS EMPLOYEE HEALTH & WELLNESS CENTER	1	7	2	20%	10
MEDEXPRESS URGENT CARE PARKERSBURG		8	2	20%	10
COLLIER HMA PHYSICIAN MANAGEMENT, LLC		2	8	80%	10
ISLAND COAST PEDIATRICS IN-HOUSE LAB		10			10
URGENT CARE CENTER AT PINNACLE		4	6	60%	10
MAINSTREET FAMILY CARE			10	100%	10
SOUTH FLORIDA BAPTIST HOSPITAL			10	100%	10
ACCESS PHARMACY		10			10
CVS MINUTE CLINIC DIAGNOSTIC OF VIRGINIA		10			10
CVS MINUTE CLINIC DIAGNOSTIC PA #3060		9	1	10%	10
RHODE ISLAND DEPARTMENT OF HEALTH			10	100%	10
SUPERIOR RESIDENCES OF CLERMONT		2	8	80%	10
CORONA PATHOLOGY		10			10
CONSULATE HEALTH CARE OF PENSACOLA			10	100%	10
ST MARYS MEDICAL CENTER			10	100%	10
HIRAM COLLEGE HEALTH CENTER (ABBOTT)		10			10
RICHMOND UNIVERSITY MEDICAL CENTER		8	2	20%	10
West Gate Village, LLC		10			10
BROOKDALE PANAMA CITY		9	1	10%	10
ONEIDA HEALTHCARE CENTER		8	2	20%	10
GLADES COUNTY DETENTION CENTER		1	9	90%	10
MEDICAL LABORATORY DIAGNOSTICS			10	100%	10
MINUTE CLINIC LLC #2775		9	1	10%	10
MEDEXPRESS URGENT CARE CHARLESTON		6	4	40%	10
URGENT CARE & FAMILY PRACTICE CENTER			10	100%	10

COVID-19: testing by laboratory

Data through Mar 15, 2021 verified as of Mar 16, 2021 at 09:25 AM

Data in this report are provisional and subject to change.

The numbers in the table below represent the number of Florida and non-Florida residents for whom test results were received by the Department of Health. A person can be tested by more than one laboratory and can have both positive and negative results. **Therefore, the sum of the numbers in each column will be larger than the total number of people tested.**

Reporting lab	Inconclusive	Negative	Positive	Percent positive	Total
NORTON HEALTHCARE			10	100%	10
MEDI-DRUG INC		9	1	10%	10
AFC URGENT CARE - CEDAR GROVE		10			10
VIBRANT AMERICA		8	2	20%	10
COMMUNITY HEALTH CENTER		2	8	80%	10
VETERNANS ADMINISTRATION			10	100%	10
GRACE COMMUNITY PHARMACY			10	100%	10
PERSONAL PEDIATRICS PA		7	3	30%	10
FLEMING ISLAND CENTER FOR CLINICAL RESEARCH		10			10
LAKE BALDWIN CBOC		9	1	10%	10
GRAND AVE PHARMACY		1	9	90%	10
MEDEXPRESS URGENT CARE-KATY		7	3	30%	10
ATMORE NURSING CENTER		9	1	10%	10
NOT INDICATED		1	9	90%	10
THE MARY IMOGENE BASSETT HOSPITAL		10			10
KIDSVILLE PEDIATRICS			10	100%	10
MEDEXPRESS URGENT CARE - WINCHESTER GATEWAY		8	2	20%	10
CLEVELAND TENNESSEE HOSPITAL COMPANY		9	1	10%	10
PALM BEACH CDH - DELRAY BEACH			10	100%	10
Signature Healthcare of Savannah		10			10
HCR MANORCARE		10			10
CENTRAL JERSEY URGENT CARE OF EATONTOW		9	1	10%	10
MISSOURI DEPARTMENT OF HEALTH AND SENIOR SERVICES			10	100%	10
LAKE NONA MEDICAL SERVICES		3	7	70%	10
PEPIN ACADEMIES-PASCO		10			10
CROSSROADS URGENT CARE, PLLC		10			10
VASCONCELLO COHEN MD PA		9	1	10%	10
WESTPAC LABS INC	1		9	90%	10
BELLE GLADES HEALTH CLINIC			10	100%	10
BAYSIDE LABORATORIES INC		10			10
ALPHA PHARMACY		7	3	30%	10
AMERICAN HOUSE FORT MYERS		10			10
HIGH TOWER ALF LLC		9	1	10%	10
SAMARITAN HOSPITAL LABORATORY		9	1	10%	10
VITALANT		1	9	90%	10
PLYMOUTH HARBOR INCORPORATED		9	1	10%	10
DES PLAINES CLINICAL LAB		3	7	70%	10
JOHNS HOPKINS MEDICAL LABORATORIES		1	9	90%	10
MOSOLF PEDIATRICS			10	100%	10
EMERGENCY MEDICAL CENTER		4	6	60%	10
ALACHUA			10	100%	10
BAYONET POINT HOSPITAL			10	100%	10
KEY TRAINING CENTER			10	100%	10
MINUTECLINIC #8760		9			9
CVS NJ617POCT CEDAR GROVE		8	1	11%	9
MAGNOLIA MANOR			9	100%	9
CLAYMED OF NORTH FLORIDA			9	100%	9

COVID-19: testing by laboratory

Data through Mar 15, 2021 verified as of Mar 16, 2021 at 09:25 AM

Data in this report are provisional and subject to change.

The numbers in the table below represent the number of Florida and non-Florida residents for whom test results were received by the Department of Health. A person can be tested by more than one laboratory and can have both positive and negative results. **Therefore, the sum of the numbers in each column will be larger than the total number of people tested.**

Reporting lab	Inconclusive	Negative	Positive	Percent positive	Total
JOHNS HOPKINS ALL CHILDRENS			9	100%	9
CHILDREN'S HEALTH CENTER INC.		7	2	22%	9
ASSOCIATES IN MEDICINE		7	2	22%	9
CVS MINUTE CLINIC DIAGNOSTIC OF TN #3293		9			9
PEDIATRIC HEALTH CARE ALLIANCE			9	100%	9
ROSEMONT GARDENS INC		9			9
GRAND VILLA OF DELRAY EAST		9			9
CVS MINUTE CLINIC DIAGNOSTIC OF TEXAS, LLC		9			9
PALM BAY URGENT CARE PL		1	8	89%	9
VILLAGE PLACE HEALTH AND REHAB		9			9
WINDSOR OF SAN PABLO, THE		6	3	33%	9
KEY WEST URGENT CARE, INC		3	6	67%	9
Consulate Health Care of Brandon		7	2	22%	9
DYNAMIC HEALTH CENTERS INC		5	4	44%	9
FAMILY PRACTICE OF DAVIE INC			9	100%	9
WADSWORTH CENTER - DAVID AXELROD INSTITUTE		8	1	11%	9
MINUTECLINIC DIAGNOSTIC OF NORTH CAROLINA, PC		8	1	11%	9
ALLIANCE HEALTH AND REHABILITATION CENTER		9			9
UHEALTH UNIVERSITY OF MIAMI			9	100%	9
MINUTECLINIC, LLC #1470		9			9
ADVENT HEALTH - FOUR CORNERS ER		8	1	11%	9
ORLANDO MEDICAL CENTER PL		1	8	89%	9
MINUTECLINIC DIAGNOSTICS OF IND, LLC		9			9
WINTER PARK INTERNAL MEDICINE MD PA		7	2	22%	9
HAWTHORNE INN OF LAKELAND		9			9
ST JUDE LABORATORIES		7	2	22%	9
PRECISION GENETICS			9	100%	9
CARENOW URGENT CARE-MT JULIET		8	1	11%	9
ORLANDO HEALTH PHYSICIAN ASSOCIATES		4	5	56%	9
WINDSOR OF GAINESVILLE		9			9
FAST PACE MEDICAL CLINIC PLLC		7	2	22%	9
UF HEALTH		1	8	89%	9
SOMA MEDICAL CENTER PA #4			9	100%	9
LAKE NONA MEDICAL SERVICE LLC		9			9
INTEGRATED FAMILY MEDICAL CENTER			9	100%	9
GCPM MANUAL MICROBIOLOGY		1	8	89%	9
FLORIDA CENTER FOR DERMATOLOGY LABORATORY			9	100%	9
ROSECASTLE			9	100%	9
ILLINOIS DEPARTMENT OF PUBLIC HEALTH		1	8	89%	9
INSPIRED LIVING AT PALM BAY		7	2	22%	9
BUENA VIDA ESTATES			9	100%	9
FLORIDA MENTOR		7	2	22%	9
FLORIDA HOSPITAL WINTER PARK		7	2	22%	9
CVS TX10016POCT PRINCETON		9			9
VETERANS AFFAIRS MEDICAL CENTER - OUTPATIENT			9	100%	9
NATURE COAST REGIONAL MEDICAL CENTER			9	100%	9
GUIDEWELL EMERGENCY MEDICINE DOCTORS LLC #33		5	4	44%	9

COVID-19: testing by laboratory

Data through Mar 15, 2021 verified as of Mar 16, 2021 at 09:25 AM

Data in this report are provisional and subject to change.

The numbers in the table below represent the number of Florida and non-Florida residents for whom test results were received by the Department of Health. A person can be tested by more than one laboratory and can have both positive and negative results. **Therefore, the sum of the numbers in each column will be larger than the total number of people tested.**

Reporting lab	Inconclusive	Negative	Positive	Percent positive	Total
ORANGE PARK PEDIATRIC ASSOCIATES		1	8	89%	9
MINUTECLINIC DIAGNOSTIC OF NEW JERSEY, LLC # 7069		9			9
NORTHSHORE UNIVERSITY HEALTHSYSTEM EVANSTON HOSPITAL LAB			9	100%	9
VIGILINT HEALTHCARE		7	2	22%	9
MINUTE CLINIC DIAGNOSTIC OF TN PC #64		9			9
MINUTECLINIC, LLC #1492		9			9
NIGHT LITE PEDIATRICS CENTER		1	8	89%	9
NASCAR EVENT MANAGEMENT, LLC		9			9
GOOD SAMARITAN MEDICAL CENTER			9	100%	9
DAVID LAWRENCE CENTER INC		7	2	22%	9
COLLIER BLVD HMA PHYSICIAN MANAGEMENT,, LLC			9	100%	9
RIVERVIEW REGIONAL MEDICAL CENTER		7	2	22%	9
MOBILE RESPONSE DIAGNOSTICS LLC		8	1	11%	9
LAKEVIEW HEALTH SYSTEMS			9	100%	9
ST JOSEPH WOMENS HOSPITAL			9	100%	9
UCARE			9	100%	9
MEDEXPRESS URGENT CARE - SWANSEA, N ILLINOIS ST		8	1	11%	9
WESTERN NEW YORK IMMEDIATE MEDICAL CAR		9			9
ENCORE AT BOCA RATON, THE			9	100%	9
OPTUM SILVER LAKES			9	100%	9
MINUTE-CLINIC DIAGNOSTIC OF VIRGINIA, LLC		9			9
MINUTECLINIC, LLC #4507		9			9
CARENOW URGENT CARE-GREEN HILLS		9			9
MICHIGAN DEPARTMENT OF COMMUNITY HEALTH		1	8	89%	9
OUR HOME AT BEACON HILL			9	100%	9
BERRYHILL MANOR		9			9
PENSACOLA CLUSTER			9	100%	9
CVS MINUTE CLINIC DIAG OF IND, LLC #6549		9			9
CVS TN5601POCT LENOIR CITY		9			9
MINUTE CLINIC INCORPORTE		9			9
CVS PHARMACY NO 274		9			9
CVS M08590POCT KANSAS CITY		5	4	44%	9
ADVENTHEALTH MEDICAL GROUP PEDIATRIC & ADOLESCENT		8	1	11%	9
Manor Care of Dunedin		6	3	33%	9
MINUTECLINIC, LLC #4682		5	4	44%	9
WESTCHESTER GENERAL HOSPITAL BLOOD GAS LAB			9	100%	9
Fouraker Hills Rehab and Nursing			9	100%	9
OMNI			9	100%	9
PATEL MEDICAL VENTURES		8	1	11%	9
CVS MINUTE CLINIC DIAGNOSTIC		8	1	11%	9
PINELLAS PARK FIRE DEPARTMENT		9			9
MEDEXPRESS URGENT CARE-LATROBE		9			9
UNIVERSITY MEDICAL CENTER		8	1	11%	9
PREMIUM HEALTH CARE			9	100%	9
MEDEXPRESS URGENT CARE - BEECH GROVE		8	1	11%	9
NORTHWEST FLORIDA COMMUNITY HOSPITAL LABORATORY		8	1	11%	9
NEW YORK PRESBYTERIAN - LOWER MANHATTAN		9			9

COVID-19: testing by laboratory

Data through Mar 15, 2021 verified as of Mar 16, 2021 at 09:25 AM

Data in this report are provisional and subject to change.

The numbers in the table below represent the number of Florida and non-Florida residents for whom test results were received by the Department of Health. A person can be tested by more than one laboratory and can have both positive and negative results. **Therefore, the sum of the numbers in each column will be larger than the total number of people tested.**

Reporting lab	Inconclusive	Negative	Positive	Percent positive	Total
MINUTECLINIC DIAGNOSTIC OF MINNESOTA		9			9
MINUTECLINIC, LLC, DBA MINUTECLINIC #6106		7	2	22%	9
LIFELINK TISSUE BANK D/B/A LIFELINK TISSUE BANK		8	1	11%	9
MINUTECLINIC, LLC, MINUTECLINIC #7637		7	2	22%	9
BRENNITY AT VERO BEACH, THE			9	100%	9
ANY LAB TEST NOW INC			9	100%	9
LOREY ALF		9			9
MINUTECLINIC DIAGNOSTIC OF VIRGINIA, LLC #1416		8	1	11%	9
REMISE OCCUPATIONAL HEALTH SOLUTIONS INC			9	100%	9
GRAND VILLA OF MELBOURNE		7	2	22%	9
NEMOURS CHILDREN'S PRIMARY CARE VERO BEACH			9	100%	9
CVS PA6902POCT BRYN MAWR		7	2	22%	9
MINUTE CLINIC DIAGNOSTIC OF SC, LLC #42		8	1	11%	9
DR PHILLIPS MEDICAL WELLNESS CENTER		9			9
CHEMISYS LABORATORIES		1	8	89%	9
BAYFRONT HEALTH ST PETERSBURG		8	1	11%	9
ENCOMPASS HOME HEALTH OF THE SOUTHEAST LLC		9			9
MIDMICHIGAN MEDICAL CENTER			9	100%	9
MINUTE CLINIC LLC #1448		8	1	11%	9
PALM BEACH COUNTY HEALTH DEPARTMENT LABORATORY			8	100%	8
MINUTECLINIC DIAGNOSTIC OF NEW JERSEY,		7	1	13%	8
THE WOLFF CENTER FOR CHILD & ADOLESCENT HEALTH			8	100%	8
NEOGENOMICS LABORATORIES, INC		8			8
MINUTECLINIC DIAG OF IND, LLC #2387		7	1	13%	8
IU HEALTH PATHOLOGY		1	7	88%	8
GOLISANO CHILDREN'S HOSPITAL OF SOUTHWEST FLORIDA		6	2	25%	8
HUNTINGTON VILLAGE URGENT CARE		8			8
DIAGNOSTIC CLINIC		7	1	13%	8
DOCTOR'S IN-HOUSE LAB/COMMUNITY HEALTH CENTERS OF PINELLAS - CLEARWATE			8	100%	8
ST VINCENT'S ST CLAIR		5	3	38%	8
BLOOMINGDALE PEDIATRIC ASSOCIATES PA			8	100%	8
ST LUKES ROOSEVELT LABORATORY		7	1	13%	8
SEA LEVEL LABS			8	100%	8
ETHOS LABORATORIES		7	1	13%	8
CARE ATC - CITY OF BOYNTON BEACH	1	2	5	63%	8
MINUTE CLINIC LLC #10203		6	2	25%	8
GENEUS DIAGNOSTICS			8	100%	8
FHPG_EXP CARE W HILLSBOROUGH			8	100%	8
APEX HOME HEALTH CARE		7	1	13%	8
HEALTHMARK REGIONAL HOSPITAL LAB		4	4	50%	8
CVS MINUTE CLINIC DIAGNOSTIC OF TEXAS,LLC		6	2	25%	8
UNIVERSITY HOSPITALS OF CLEVELAND		4	4	50%	8
PUTNAM COUNTY EMERGENCY RESCUE SERVICE		5	3	38%	8
CAREPOINT CLINIC		5	3	38%	8
SOUTHEASTERN PEDIATRIC ASSOCIATES			8	100%	8
LAWRENCE TECHNOLOGICAL UNIVERSITY		8			8
WALGREEN #6538		8			8

COVID-19: testing by laboratory

Data through Mar 15, 2021 verified as of Mar 16, 2021 at 09:25 AM

Data in this report are provisional and subject to change.

The numbers in the table below represent the number of Florida and non-Florida residents for whom test results were received by the Department of Health. A person can be tested by more than one laboratory and can have both positive and negative results. **Therefore, the sum of the numbers in each column will be larger than the total number of people tested.**

Reporting lab	Inconclusive	Negative	Positive	Percent positive	Total
ROBERT WOOD JOHNSON HOSPITAL		7	1	13%	8
MID-HUDSON VALLEY DIVISION OF WESTCHESTER MEDICAL		8			8
DIXITKUMAR N MODI MD PA			8	100%	8
MEDEXPRESS URGENT CARE - FORT WORTH S		7	1	13%	8
LAB UNKNOWN		6	2	25%	8
VAIL VALLEY MEDICAL CENTER			8	100%	8
MEDEXPRESS URGENT CARE - WASHINGTON		6	2	25%	8
X-GENE MOLECULAR LABS		1	7	88%	8
NORTHSIDE HOSPITAL ATLANTA		3	5	63%	8
ARCHBOLD MEMORIAL HOSPITAL/LAB		3	5	63%	8
MINUTECLINIC, LLC, DBA MINUTECLINIC #2		8			8
ST VINCENT'S CHILTON		6	2	25%	8
CVS HEALTH, #2043		8			8
TRUE HEALTH		5	3	38%	8
BIOTECH PHARMACEUTICAL GROUP LLC			8	100%	8
MINUTECLINIC DIAGNOSTIC OF VIRGINIA		8			8
CVS NC4165POCT BREVARD		5	3	38%	8
TREASURE ISLE LLC		8			8
BEAUMONT EMERGENCY CENTER			8	100%	8
LAKELAND REGIONAL HEALTH GRASSLANDS		7	1	13%	8
OSWEGO HOSPITAL LABORATORY		7	1	13%	8
HARBORCHASE OF DR PHILLIPS		7	1	13%	8
MEDEXPRESS URGENT CARE, BUTLER		5	3	38%	8
FLORIDA KEYS CONCIERGE MEDICINE, LLC		6	2	25%	8
ST CLOUD PHYSICIAN MANAGMENT LLC		7	1	13%	8
THOMAS JEFFERSON UNIVERSITY HOSPITAL		4	4	50%	8
MINUTECLINIC DIAG OF IND, LLC #6697		8			8
INTERNAL MEDICINE ASSOCIATES OF JACKSON HOSPITAL			8	100%	8
SOMA MEDICAL CENTER MD PA #7 PEDIATRICS			8	100%	8
SYLVESTER AT PLANTATION LABORATORY		7	1	13%	8
MEDICANA NURSING AND REHAB CENTER			8	100%	8
WALK-IN MEDICAL CARE			8	100%	8
LIFE CARE CITRUS COUNTY			8	100%	8
FOUNTAINVIEW BY FIVE STAR QUALITY CARE		7	1	13%	8
CAYUGA COUNTY HEALTH DEPARTMENT		7	1	13%	8
IMMUNOGENOMICS LLC		5	3	38%	8
HOLY NAME MEDICAL CENTER	1	6	1	13%	8
ADVANCED RESEARCH FOR HEALTH IMPROVEMENT		6	2	25%	8
UNIVERSITY OF MIAMI MILLER SCHOOL OF MEDICINE			8	100%	8
MEDEXPRESS URGENT CARE - CLARKSBURG		7	1	13%	8
MEDEXPRESS ELKINS		8			8
BLOOMING GARDENS OF CARE INC		8			8
MED & CO INVESTMENT LLC		7	1	13%	8
NEMOURS CHILDREN'S URGENT			8	100%	8
DORAL URGENT CARE			8	100%	8
WELLIGENT		1	7	88%	8
STPET		6	2	25%	8

COVID-19: testing by laboratory

Data through Mar 15, 2021 verified as of Mar 16, 2021 at 09:25 AM

Data in this report are provisional and subject to change.

The numbers in the table below represent the number of Florida and non-Florida residents for whom test results were received by the Department of Health. A person can be tested by more than one laboratory and can have both positive and negative results. **Therefore, the sum of the numbers in each column will be larger than the total number of people tested.**

Reporting lab	Inconclusive	Negative	Positive	Percent positive	Total
ATLANTIC CONSOLIDATED LABORATORY		8			8
EXECUTIVE MEDICAL SERVICES		8			8
NEW HAMPSHIRE DEPARTMENT OF HEALTH AND HUMAN SERVICES		3	5	63%	8
PALMS WEST HOSPITAL			8	100%	8
DOTHAN PEDIATRIC CLINIC			8	100%	8
LANE PEDIATRICS PA			8	100%	8
JX REF LAB			8	100%	8
ORMOND BEACH CENTRA CARE			8	100%	8
MIAMI COMPREHENSIVE MEDICINE GROUP PA		4	4	50%	8
ALLEGRO - TAMPA	1	4	3	38%	8
ALBION COLLEGE (ABBOTT)		8			8
FHCP-ORANGE CITY			8	100%	8
FLORIDA CLINICAL LAB		1	7	88%	8
WILLIAMSBURGH CHAI CARE		7	1	13%	8
ST. JOSEPH HOSPITAL AND HEALTH CARE INC.			8	100%	8
CVS PA1671POCT LANCASTER		8			8
PUTNAM FAMILY CARE INC		3	5	63%	8
MINUTECLINIC DIAGNOSTIC OF TN PC #242		5	3	38%	8
SIMEDHEALTH LLC		2	6	75%	8
Sunset Lake Health and Rehabilitation Center		8			8
ALLINA HEALTH - ABBOTT NORTHWESTERN HOSPITAL		5	3	38%	8
ST CLOUD COMPOUNDING PHARMACY & WELLNESS CENTER		8			8
ALACHUA COUNTY HEALTH DEPARTMENT		1	7	88%	8
WATERFORD AT CREEKSIDE, THE			8	100%	8
CVS HEALTH MINUTE CLINIC		1	7	88%	8
CURATIVE		1	7	88%	8
DOCTOR'S IN HOUSE LAB			8	100%	8
Nashville Central Laboratory		8			8
HEALTHPARK MEDICAL CTR NURSING SVC		8			8
JUPITER CLINIC			8	100%	8
MEDEXPRESS URGENT CARE - BATTLE CREEK		5	3	38%	8
DEPARTMENT OF HEALTH- CITRUS COUNTY		1	7	88%	8
JACKSON CLINIC PA,THE		4	4	50%	8
INTERNAL MEDICINE AND AESTHETICS OF NAPLES LLC		8			8
BAPTIST OUTPATIENT			8	100%	8
WHITE SANDS OUTPATIENT SERVICES (WSOP SERVICES LLC		8			8
NORTHSIDE HOSPITAL		2	6	75%	8
LEMOYNE COLLEGE WELLNESS CENTER FOR		8			8
NORTH PINELLAS CHILDRENS MEDICAL CENTER INC			8	100%	8
BENSONHURST URGENT CARE		8			8
MINUTECLINIC DIAGNOSTIC OF NORTH CAROLINA PC #5341		6	2	25%	8
ST CHARLES HOSPITAL LABORATORY		8			8
MONTEFIORE MEDICAL CENTER LABORATORIES - NORTH		8			8
GENE STREET LABORATORIES, LLC		6	2	25%	8
DOH-TAMPA BRANCH LABORATORY (MLK BLVD)		4	4	50%	8
DOH JACKSONVILLE CENTRAL LABORATORY		3	5	63%	8
LAKE CONWAY URGENT CARE LLC		2	6	75%	8

COVID-19: testing by laboratory

Data through Mar 15, 2021 verified as of Mar 16, 2021 at 09:25 AM

Data in this report are provisional and subject to change.

The numbers in the table below represent the number of Florida and non-Florida residents for whom test results were received by the Department of Health. A person can be tested by more than one laboratory and can have both positive and negative results. **Therefore, the sum of the numbers in each column will be larger than the total number of people tested.**

Reporting lab	Inconclusive	Negative	Positive	Percent positive	Total
MINUTE-CLINIC DIAGNOSTIC OF VIRGINIA, LLC #2003		5	3	38%	8
BARTON PARKER OD PC		8			8
MAGNOLIA PEDIATRICS GROUP LLC			8	100%	8
CONSULATE HEALTH CARE		7	1	13%	8
OKLAHOMA STATE DEPARTMENT OF HEALTH-PUBLIC HEALTH LABORATORY			8	100%	8
FLORIDA HEART AND VASCULAR MULTISPECIALTY GROUP		8			8
CLEARWATER PEDIATRIC CARE		1	7	88%	8
CAN COMMUNITY HEALTH, INC		8			8
SURGOINSVILLE PHARMACY		8			8
CVS MINUTE CLINIC DIAGNOSTIC OF NEW JERSEY		8			8
JOHN T MATHER MEMORIAL HOSPITAL LABORATORY		7	1	13%	8
MINUTECLINIC DIAGNOSTIC OF TN PC #5671		5	3	38%	8
VENICE REGIONAL MEDICAL CENTER			8	100%	8
NITIN BAWA PROFESSIONAL ASSOCIATES			8	100%	8
MINUTECLINIC, LLC #05038		8			8
CIAN DIAGNOSTICS			8	100%	8
CIGNA ONSITE HEALTH LLC		2	6	75%	8
MINUTECLINIC DIAGNOSTIC OF TN PC #386		7	1	13%	8
PACIFICA SUNRISE☐			8	100%	8
ST. PETERSBURG PEDIATRICS			8	100%	8
CAPRONA GROUP HOME		1	6	86%	7
GENTRY PARK ORLANDO ASSISTED LIVING		6	1	14%	7
HEARTLAND PEDIATRICS OF LAKE PLACID			7	100%	7
MINUTECLINIC DIAGNOSTIC OF OHIO #7790		5	2	29%	7
YAZJI PEDIATRIC CARE LLC DBA TUKA PEDIATRICS			7	100%	7
ABBHEY MANOR RETIREMENT RESIDENCE INC		7			7
MINUTE CLINIC LLC #4017		7			7
CVS OH2543POCT CANFIELD		5	2	29%	7
Lenox on the Lake			7	100%	7
GOLDMAN SACHS HEALTH CENTER	1	6			7
FLORIDA HOSPITAL KISSIMMEE		4	3	43%	7
BALTIMORE CITY HEALTH DEPT COMMUNICABLE DISEASES AND EPIDEMIOLOGY			7	100%	7
SUPERIOR RESIDENCES AT CALA HILLS		7			7
LEPE'S HOUSE			7	100%	7
CARENOW URGENT CARE-SOUTHLAKE			7	100%	7
MINUTECLINIC DIAGNOSTIC OF TN PC #240		6	1	14%	7
MEDEXPRESS URGENT CARE-PETERS TWP		6	1	14%	7
DSI MANAGEMENT LLC		7			7
OPTUM PRIMARY CARE - FOUNTAIN OAKS		3	4	57%	7
LONG ISLAND JEWISH FOREST HILLS HOSPITAL		7			7
AVON PARK PEDIATRICS			7	100%	7
MEDEXPRESS URGENT CARE - CULPEPER		7			7
DOTHAN WEST FAMILY MEDICINE		5	2	29%	7
WYOMING COUNTY COMMUNITY HOSPITAL LABORATORY		7			7
Ocoee Health Care Center		7			7
MEDEXPRESS URGENT CARE - HOT SPRINGS		7			7
LAKE PEDIATRICS			7	100%	7

COVID-19: testing by laboratory

Data through Mar 15, 2021 verified as of Mar 16, 2021 at 09:25 AM

Data in this report are provisional and subject to change.

The numbers in the table below represent the number of Florida and non-Florida residents for whom test results were received by the Department of Health. A person can be tested by more than one laboratory and can have both positive and negative results. **Therefore, the sum of the numbers in each column will be larger than the total number of people tested.**

Reporting lab	Inconclusive	Negative	Positive	Percent positive	Total
ORLANDO FAMILY MEDICAL INC		7			7
SCHOOL OF PHARMACY AND PHARMACEUTICAL		7			7
PENN MEDICINE PRINCETON MEDICAL CENTER		6	1	14%	7
LONGWOOD FAMILY MEDICINE		1	6	86%	7
WELLMED AT BRANDON REGIONAL		5	2	29%	7
SONORA QUEST LABORATORIES			7	100%	7
NOVANT HEALTH INPATIENT CARE		2	5	71%	7
SOUTH FLORIDA ENT ASSOCIATES, INC			7	100%	7
VERMONT DEPARTMENT OF HEALTH		1	6	86%	7
MINUTECLINIC DIAGNOSTIC OF TN PC #643		5	2	29%	7
Florida Clinical Laboratory		1	6	86%	7
MINUTE CLINIC LLC #5706		6	1	14%	7
SUNRISE SENIOR LIVING OF JACKSONVILLE			7	100%	7
FLORIDA HOSPITAL APOPKA		6	1	14%	7
HEALTH CARE LABORATORY SERVICES		1	6	86%	7
MINUTECLINIC, LLC #03965		7			7
MEDEXPRESS URGENT CARE - MIDLOTHIAN		6	1	14%	7
CHAPTERS HEALTH HOSPICE		7			7
MERCY HEALTH—MUSKEGON		6	1	14%	7
CLAY PRIMARY & FAMILY CARE LLC			7	100%	7
FLORIDA CANCER SPECIALISTS & RESEARCH INSTITUTE		6	1	14%	7
CVS MINUTE CLINIC DIAG OF IND LLC #5206		6	1	14%	7
ADVENT HEALTH APOPKA		3	4	57%	7
CARDIOTHORACIC SURGERY OF HYDE PARK			7	100%	7
WHEELER LABORATORY		6	1	14%	7
FLORIDA DIGESTIVE AND LIVER SPECIALIST		7			7
EMBRY-RIDDLE AERONAUTICAL UNIVERSITY HEALTH			7	100%	7
MINUTECLINIC, LLC #1796		6	1	14%	7
SOUTH COM HEALTH CLINIC, DEPT. OF THE ARMY		7			7
GILCHRIST COUNTY FIRE DEPARTMENT		4	3	43%	7
CARENOW URGENT CARE-MADISON		7			7
BIRMINGHAM VAMC		3	4	57%	7
KANSAS DEPARTMENT OF HEALTH		2	5	71%	7
MEDEXPRESS URGENT CARE - MAPLE DRIVE		7			7
CVS PHARMACY #8800		5	2	29%	7
NYU WINTHROP HOSPITAL PATHOLOGY		7			7
BROOKDALE LAKE ORIENTA			7	100%	7
CVS MINUTE CLINIC DIAGNOSTIC MED GRP OF SAN		5	2	29%	7
BRADENTON PHYSICIANS MEDICAL CENTER			7	100%	7
URGENT CARE OF LONGWOOD			7	100%	7
MINUTECLINIC DIAG OF IND LLC #6998		6	1	14%	7
RIVER OAKS TREATMENT CENTER			7	100%	7
LIZS ADULT CARE		7			7
DOCTORS CLINICAL LABORATORY, INC		5	2	29%	7
PENINSULA CARE AND REHABILITATION CENTER			7	100%	7
NEMOURS CHILDREN'S HOSPITAL			7	100%	7
DALLAS COUNTY HEALTH AND HUMAN SERVICES			7	100%	7

COVID-19: testing by laboratory

Data through Mar 15, 2021 verified as of Mar 16, 2021 at 09:25 AM

Data in this report are provisional and subject to change.

The numbers in the table below represent the number of Florida and non-Florida residents for whom test results were received by the Department of Health. A person can be tested by more than one laboratory and can have both positive and negative results. **Therefore, the sum of the numbers in each column will be larger than the total number of people tested.**

Reporting lab	Inconclusive	Negative	Positive	Percent positive	Total
EASTERN FLORIDA STATE COLLEGE – PALM BAY CAMPUS☐			7	100%	7
CITY OF TALLAHASSEE		7			7
PANCARE HEALTH - HOSFORD SCHOOL			7	100%	7
DOCTOR’S IN-HOUSE LAB/COMMUNITY HEALTH CENTERS OF PINELLAS –PINELLAS P			7	100%	7
DELAWARE DEPARTMENT OF HEATH		6	1	14%	7
BETH ISRAEL MEDICAL CENTER LABS		7			7
MINUTECLINIC DIAGNOSTIC OF MAINE, LLC		5	2	29%	7
MINUTE CLINIC OF KANSAS PA		3	4	57%	7
NORTH FLORIDA MEDICAL CENTERS INC		1	6	86%	7
MINUTECLINIC DIAGNOSTIC OF ILLINOIS		6	1	14%	7
LYNMOORE,THE		7			7
MODMD LABORATORY		7			7
QUE		4	3	43%	7
EXPRESS TEST			7	100%	7
IRL MARKET LAB			7	100%	7
JUPITER ISLAND PUBLIC SAFETY		5	2	29%	7
LAWTON CHILES HEALTH CENTER		1	6	86%	7
ELLIS HOSPITAL LABORATORY		6	1	14%	7
FAMILY MEDICINE MEDICAL DRIVE		7			7
CRESTWOOD MEDICAL CENTER		5	2	29%	7
LEE COUNTY HEALTH DEPARTMENT		4	3	43%	7
MEDEXPRESS URGENT CARE-DUBOIS		7			7
MEDEXPRESS URGENT CARE - FAYETTEVILLE		5	2	29%	7
CVS SC7556POCT WEST COLUMBIA		7			7
MEDEXPRESS URGENT CARE - STATE COLLEGE		5	2	29%	7
LPG PRIMARY CARE AT COLONIAL CENTER DRIVE		6	1	14%	7
MINUTE CLINIC DIAGNOSTIC OF MICHIGAN PC		7			7
UNIVERSITY OF WASHINGTON MEDICAL CENTER			7	100%	7
MC DIAGNOSTIC OF CONNECTICUT , PC # 3		5	2	29%	7
VICTORIAN MANOR		2	5	71%	7
KENDALL REGIONAL MEDICAL CNTR			7	100%	7
RELIANCE MEDICAL CENTER		5	2	29%	7
BAYCARE MEDICAL GROUP		1	6	86%	7
PALM GARDEN OF SUN CITY			7	100%	7
GULF COAST PEDIATRICS OF SARASOTA PA		1	6	86%	7
CVS TX7162POCT HOUSTON		7			7
ORLANDO ORTHOPAEDIC CENTER		5	2	29%	7
PASSPORT HEALTH			7	100%	7
MEDEXPRESS URGENT CARE - STAUNTON		3	4	57%	7
Thermopolis Rehabilitation Wellness		7			7
WILDLIGHT LAB			7	100%	7
MINUTECLINIC #2860		5	2	29%	7
NORTHERN DUTCHESS HOSPITAL LABORATORY		5	2	29%	7
OCALA FAMILY MEDICAL CENTER		7			7
HOLY GARDEN ALF, INC.		7			7
ECLRS		2	5	71%	7
SUPREME LABORATORY			7	100%	7

COVID-19: testing by laboratory

Data through Mar 15, 2021 verified as of Mar 16, 2021 at 09:25 AM

Data in this report are provisional and subject to change.

The numbers in the table below represent the number of Florida and non-Florida residents for whom test results were received by the Department of Health. A person can be tested by more than one laboratory and can have both positive and negative results. **Therefore, the sum of the numbers in each column will be larger than the total number of people tested.**

Reporting lab	Inconclusive	Negative	Positive	Percent positive	Total
COMMUNITY MEDICAL AND DENTAL CARE INC		7			7
CVS TX7827POCT ROUND ROCK		7			7
PEDIATRICS OF CENTRAL FLORIDA		5	2	29%	7
TRUE HEALTH DIAGNOSTICS		1	6	86%	7
CARESOUTH HHA HOLDINGS OF TALLAHASSEE LLC		7			7
MANATEE PEDIATRICS			7	100%	7
EP LTC PHARMACY		5	2	29%	7
SARAH LAWRENCE COLLEGE HEALTH SERVICES		7			7
MEDEXPRESS URGENT CARE, JOHNSTOWN		6	1	14%	7
PEDIATRICS IN BREVARD-COCOA BEACH		2	5	71%	7
GRAND VILLA OF SARASOTA		6	1	14%	7
PBC FOUND CARE INC			7	100%	7
ST. CLOUD PHARMACY AND WELLNESS CENTER		3	4	57%	7
GRAND VILLA OF PALM COAST		7			7
LPG PRIMARY CARE AT CAPE CORAL PARKWAY		6	1	14%	7
EL PARAISO HOME INC		7			7
HEALTH AND WELLNESS CENTER		1	6	86%	7
GRACE WELLNESS CENTER LLC		6	1	14%	7
COMPASSION PEDIATRICS		3	4	57%	7
ORLANDO FAMILY PHYSICIANS			7	100%	7
PEDIATRICS URGENT CARE, LLC			7	100%	7
MINUTE CLINIC DIAGNOSTIC OF PENNSYLVANIA		7			7
KEYSTONE PLACE AT NAPLES PRESERVE		4	3	43%	7
Baptist Village Retirement Communities		7			7
PERSONAL PHYSICIAN CARE PA			7	100%	7
NORTHDALE REHABILITATION CENTER			7	100%	7
FHMG_FM AND IM AVALON PARK		2	5	71%	7
CVS MINUTE CLINIC, LLC #22		6	1	14%	7
Parkside Villa		7			7
FLORIDA SCHOOL FOR THE DEAF AND THE BLIND			7	100%	7
MIAMI BEACH COMMUNITY HEALTH CENTER INC			7	100%	7
DHMD		7			7
BOCA BIOLISTICS LLC			7	100%	7
MINUTECLINIC DIAGNOSTIC OF SC, LLC #7		4	2	33%	6
PLEASANTVILLE OF SEBASTIAN LLC			6	100%	6
CVS TX1104POCT ALLEN		6			6
AMERICAN EAGLE LEESBURG AL LLC DBA VISTA LAKE			6	100%	6
UT MEMPHIS UNIVERSITY HEALTH SERVICES			6	100%	6
TAMIAMI LAB MILLENIUM			6	100%	6
ASCENSION ST VINCENT'S CLAY COUNTY			6	100%	6
HUNTERS CREEK PEDIATRICS		6			6
ST. LUCIE COUNTY HEALTH DEPARTMENT		4	2	33%	6
CITYMD		1	5	83%	6
CENTRAL FLORIDA PRIMARY CARE			6	100%	6
FLORIDA WOMAN CARE LABORATORY			6	100%	6
GRACE REHABILITATION CENTER OF VERO BEACH		4	2	33%	6
Advanced Care Center			6	100%	6

COVID-19: testing by laboratory

Data through Mar 15, 2021 verified as of Mar 16, 2021 at 09:25 AM

Data in this report are provisional and subject to change.

The numbers in the table below represent the number of Florida and non-Florida residents for whom test results were received by the Department of Health. A person can be tested by more than one laboratory and can have both positive and negative results. **Therefore, the sum of the numbers in each column will be larger than the total number of people tested.**

Reporting lab	Inconclusive	Negative	Positive	Percent positive	Total
THE CLINIC PREMISE HEALTH			6	100%	6
PARTNERS PHARMACY OF FLORIDA LLC		6			6
DR. PHILLIPS MEDICAL WELLNESS CENTER		3	3	50%	6
SANDGATE GARDENS REHAB & NURSING CENTER		3	3	50%	6
GADSDEN COUNTY HEALTH DEPARTMENT			6	100%	6
UT SOUTHWESTERN MEDICAL CENTER			6	100%	6
MAXHEALTH		5	1	17%	6
LUMADOC HEALTH		4	2	33%	6
CITIZENS BAPTIST MEDICAL CENTERS LAB		5	1	17%	6
CVS TX8351POCT BEAUMONT		6			6
WATAUGA MEDICAL CENTER		4	2	33%	6
QUICK CARE MED WALK IN AND URGENT CARE			6	100%	6
URGENT TEAM - HUNTSVILLE		5	1	17%	6
SYNEXUS CLINICAL RESEARCH US INC		2	4	67%	6
MINUTECLINIC DIAGNOSTIC OF VIRGINIA, LLC #255		6			6
MEDEXPRESS URGENT CARE - MT LEBANON		4	2	33%	6
GLEN FALLS HOSPITAL DEPARTMENT OF PATHOLOGY		6			6
SARASOTA MEDICAL CENTER			6	100%	6
RIVER CITY PRIMARY AND URGENT CARE			6	100%	6
ELITE MD GROUP INC		2	4	67%	6
CHILDREN'S HOSPITAL OF PHILADELPHIA		5	1	17%	6
ALLEGRO FLEMING ISLAND		1	5	83%	6
NORTH FLORIDA PEDIATRICS JASPER			6	100%	6
AARK LABORATORY		6			6
NU WAVE MEDICAL CENTER			6	100%	6
BENNETT PEDIATRICS		6			6
CVS PA4077POCT BELLE VERNON		6			6
CAMELLIA AT DEERWOOD		2	4	67%	6
JERSEY SHORE MEDICAL CENTER		6			6
PROHEALTH MED		1	5	83%	6
DEPARTMENT OF HEALTH AND HUMAN SERVICES STATE OF NEW HAMPSHIRE			6	100%	6
URGENT CARE HOUSECALLS PA		5	1	17%	6
Kroger 673 - The Little Clinic Dallas		5	1	17%	6
Centrastate Medical Center		5	1	17%	6
ALL CHILDREN'S HOSPITAL		1	5	83%	6
HARMONIOUS HOME HEALTH, LLC		6			6
FLORIDA MEDICAL SPECIALISTS		2	4	67%	6
INTERVENTIONAL REHABILITATION OF SOUTH FLORIDA			6	100%	6
CDRX INFUSION			6	100%	6
MINUTECLINIC DIANOSTIC OF VIRGINA, LL		5	1	17%	6
MD NOW MEDICAL CENTER			6	100%	6
LAKEVIEW TERRACE HOME HEALTH SERVICES LLC			6	100%	6
Northwell Lab		2	4	67%	6
UNILAB		2	4	67%	6
PR HEALTH		1	5	83%	6
CVS GA2108POCT NORCROSS		4	2	33%	6
MEDEXPRESS URGENT CARE - PRINCETON		5	1	17%	6

COVID-19: testing by laboratory

Data through Mar 15, 2021 verified as of Mar 16, 2021 at 09:25 AM

Data in this report are provisional and subject to change.

The numbers in the table below represent the number of Florida and non-Florida residents for whom test results were received by the Department of Health. A person can be tested by more than one laboratory and can have both positive and negative results. **Therefore, the sum of the numbers in each column will be larger than the total number of people tested.**

Reporting lab	Inconclusive	Negative	Positive	Percent positive	Total
MINUTECLINIC DIAGNOSTIC OF GEORGIA, LL		5	1	17%	6
MEDEXPRESS URGENT CARE - RICHMOND, NINE MILE RD		5	1	17%	6
RANDOLPH DIABETES AND WELLNESS		5	1	17%	6
LEWIS COUNTY MANOR		6			6
BOCA VIPEDIATRICS			6	100%	6
CVS NATIONAL HARBOR MD2297714CV		6			6
CVS CT1109POCT BETHEL		6			6
CAREWELL 301 - WARWICK			6	100%	6
MEDEXPRESS URGENT CARE - HOLLINS		6			6
CVS RI1717POCT 1 CVS DR			6	100%	6
MC DIAGNOSTIC OF CONNECTICUT, PC #1043		6			6
PALM HARBOR DERMATOLOGY		4	2	33%	6
MINUTE-CLINIC DIAGNOSTIC OF VIRGINIA, LLC #794		5	1	17%	6
FRESENIUS KIDNEY CARE DUNEDIN			6	100%	6
SELECT PHYSICIANS ALLIANCE PL		6			6
FAMILY CARE MEDICAL CENTER			6	100%	6
FLORIDA DEPARTMENT OF HEALTH IN SARASOTA COUNTY		5	1	17%	6
CVS IN6654POCT INDIANAPOLIS		5	1	17%	6
CLINICAL CARE ASSOCIATES			6	100%	6
MINUTECLINIC DIAG OF IND LLC #8651		5	1	17%	6
ATLANTIC COMMUNITY HIGH SCHOOL		5	1	17%	6
IVY ROSEN MD PLLC		6			6
NORTHEAST ALABAMA REGIONAL MEDICAL CENTER		3	3	50%	6
LISTENING DOCTOR PLLC, THE		1	5	83%	6
DANIEL M LIBBY MD PLLC		6			6
DIXIE COUNTY EMERGENCY SERVICES			6	100%	6
MINUTECLINIC DIAGNOSTIC OF NEVADA #87		4	2	33%	6
CITY OF SANFORD EMPLOYEE HEALTH AND		6			6
BROWARD TRANSITIONAL CENTER			6	100%	6
MEDEXPRESS URGENT CARE - HUNTINGTON WE		6			6
UNILAB OF DADE INC			6	100%	6
LRHS Southeastern University		4	2	33%	6
MINUTECLINIC LLC #5041		2	4	67%	6
BROOKDALE CLERMONT			6	100%	6
TAMPA URGENT CARE			6	100%	6
CONCENTRA URGENT CARE		2	4	67%	6
MEDEXPRESS URGENT CARE - YORK		3	3	50%	6
SOUTHEASTERN DERMATOLOGY GROUP PA		5	1	17%	6
CVS DC1340POCT WASHINGTON		6			6
BAYCARE ALLIANT HOSPITAL			6	100%	6
MINUTECLINIC MINUTECLINIC #8505		4	2	33%	6
ENIGMA DIAGNOSTIC, INC.			6	100%	6
PUBLIC HEALTH LAB		6			6
LPG PRIMARY CARE AT MATTHEW DRIVE		6			6
EVIVIA		6			6
BAYSHORE POINTE NURSING AND REHAB CENTER			6	100%	6
MIAMI RESCUE MISSION CLINIC INC			6	100%	6

COVID-19: testing by laboratory

Data through Mar 15, 2021 verified as of Mar 16, 2021 at 09:25 AM

Data in this report are provisional and subject to change.

The numbers in the table below represent the number of Florida and non-Florida residents for whom test results were received by the Department of Health. A person can be tested by more than one laboratory and can have both positive and negative results. **Therefore, the sum of the numbers in each column will be larger than the total number of people tested.**

Reporting lab	Inconclusive	Negative	Positive	Percent positive	Total
TERENCE B MITCHELL MD, INC		2	4	67%	6
CVS OH3301POCT WOODMERE		6			6
CVS NC5591POCT STATESVILLE		5	1	17%	6
COMPASSION PEDIATRIC URGENT CARE LLC		2	4	67%	6
MEDEXPRESS URGENT CARE - TARENTUM		5	1	17%	6
AVANTE AT ORMOND BEACH INC			6	100%	6
PATHGROUP LABS, LLC		4	2	33%	6
ANTHONY-BROWN PHARMACY		6			6
LOUISIANA DEPT OF HEALTH			6	100%	6
INTERNAL MEDICINE LIPID AND WELNNESS PRACTICE			6	100%	6
MAXCARE CLINIC			6	100%	6
MINUTECLINIC DIAGNOSTIC OF KENTUCKY		6			6
SUFFRIDGE DRIVE GROUP HOME		6			6
MEDEXPRESS URGENT CARE - IRVING		6			6
MERCY COLLEGE HEALTH OFFICE		6			6
CVS TX4397POCT CYPRESS		6			6
MEDEXPRESS URGENT CARE MORGANTOWN		6			6
MEDICAL CENTER AT OCEAN REEF		1	5	83%	6
BROWARD COUNTY HEALTH DEPT.			6	100%	6
MINUTECLINIC DIAGNOSTIC MED GRP OF CA		5	1	17%	6
LEE MEMORIAL HEALTH SYSTEM D/B/A		4	2	33%	6
ARLINGTON OF NAPLES INC, THE		6			6
DOCTORS EXPRESS OF ST PETERSBURG			6	100%	6
PRESBYTERIAN HOME		6			6
PHYSICIANS FOR CHILDREN			6	100%	6
MARQUESA MEDICAL		5	1	17%	6
BNR PHARMACY INC		6			6
ENTRUST IMMEDIATE CARE			6	100%	6
CURATIVE CARE CENTER INC		1	5	83%	6
WG WINDSOR WOODS SH LLC		6			6
PALMETTO HEALTH ALLIANCE		3	3	50%	6
MEDEXPRESS URGENT CARE - BLUEFIELD		5	1	17%	6
MINUTECLINIC DIAGNOSTIC OF OHIO #3407		5	1	17%	6
MINUTECLINIC MINUTECLINIC #4977		4	2	33%	6
MINUTE CLINIC DIAG OF IND LLC #8674		6			6
GUIDANCE / CARE CENTER, INC		6			6
BETHESDA COMMUNITY HEALTH CENTER			6	100%	6
CVS TN7289POCT SIGNAL MOUNTAIN		6			6
FLORIDA DEPARTMENT OF HEALTH IN MIAMI DADE COUNTY		5	1	17%	6
MINUTE CLINIC LLC #6765		6			6
SUMTER COUNTY HEALTH DEPARTMENT		1	5	83%	6
TRANSPLANT GENOMICS INC (EUROFINS)		6			6
TERRACINA LLC		1	5	83%	6
VIERA PEDIATRICS		1	5	83%	6
FAMILY TREE PRIMARY CARE		5	1	17%	6
WIREGRASS MEDICAL CENTER			6	100%	6
WALGREENS #07936		5	1	17%	6

COVID-19: testing by laboratory

Data through Mar 15, 2021 verified as of Mar 16, 2021 at 09:25 AM

Data in this report are provisional and subject to change.

The numbers in the table below represent the number of Florida and non-Florida residents for whom test results were received by the Department of Health. A person can be tested by more than one laboratory and can have both positive and negative results. **Therefore, the sum of the numbers in each column will be larger than the total number of people tested.**

Reporting lab	Inconclusive	Negative	Positive	Percent positive	Total
LEE PHYSICIAN GROUP COLLEGE POINT		6			6
THE PALMS REHABILITATION AND HEALTHCARE CENTER		5	1	17%	6
Rutgers Health Rwj University Hospital - Laboratory		3	3	50%	6
TEXAS MEDCLINIC			6	100%	6
PROGRESS PHARMACY INC		1	5	83%	6
TREASURE COAST URGENT & FAMILY CARE			6	100%	6
THE WINDSOR OF OCALA		2	4	67%	6
CONCENTRA			6	100%	6
GUTHRIE MEDICAL GROUP LABORATORIES		6			6
MEDEXPRESS URGENT CARE - ELM GROVE		5	1	17%	6
CVS GA2147POCT KENNESAW		5	1	17%	6
SAINT PETER'S UNIVERSITY HOSPITAL		6			6
FIRST COAST CARDIOVASCULAR INSTITUTE PA			6	100%	6
URGENT TEAM - MUSCLE SHOALS		6			6
ARLINGTON OF NAPLES		6			6
FLORIDA PREMIER MEDICAL CARE PA			6	100%	6
CVS CT1123POCT SOUTHBURY		6			6
CAPITAL HEALTH PLAN LABORATORIES			6	100%	6
CVS NC6402POCT DAVIDSON		4	2	33%	6
MINUTE CLINIC LLC # 2033		5	1	17%	6
AMERICAN HEALTH ASSOC. LABORATORY SOUTH		4	2	33%	6
XPRESS URGENT CARE LLC		6			6
BETH ISRAEL DEACONESS MEDICAL CENTER			6	100%	6
MEDEXPRESS URGENT CARE-PITTSFIELD		6			6
MINUTECLINIC, LLC #03268		5	1	17%	6
HOLLY HILL HOME INFUSION SERVICE		5	1	17%	6
CVS MO8556POCT KANSAS CITY		5	1	17%	6
SV DIAGNOSTIC LAB			6	100%	6
MEDEXPRESS URGENT CARE - GLENDALE		6			6
MINUTECLINIC DIAGNOSTIC OF TN PC #442		4	2	33%	6
FLEET LANDING			6	100%	6
PANCARE HEALTH - KATE SMITH ELEMENTARY		1	5	83%	6
TIMBER CREEK PEDIATRICS		6			6
SELECT PHYSICIANS ALLIANCE		6			6
MARSHALL MEDICAL CENTER SOUTH LAB		5	1	17%	6
CAPE CORAL URGENT CARE		3	3	50%	6
CVS NJ2815POCT E BRUNSWICK		4	2	33%	6
ALBANY MEDICAL CENTER		5	1	17%	6
GULF COAST VETERANS HCS PANAMA CITY OPC		5			5
QUEST DIAGNOSTICS PSC		1	4	80%	5
PATIENT FIRST - LEESBURG			5	100%	5
WINKLER COURT		4	1	20%	5
ADVICE FOR OPTIMAL WELLNESS		2	3	60%	5
INDIAN RIVER PRIMARY CARE PA		5			5
MORGAN STANLEY HEALTH CENTER		5			5
THE CLINIC OF PEDIATRICS & GI MEDICINE, INC			5	100%	5
ELITE CARE			5	100%	5

COVID-19: testing by laboratory

Data through Mar 15, 2021 verified as of Mar 16, 2021 at 09:25 AM

Data in this report are provisional and subject to change.

The numbers in the table below represent the number of Florida and non-Florida residents for whom test results were received by the Department of Health. A person can be tested by more than one laboratory and can have both positive and negative results. **Therefore, the sum of the numbers in each column will be larger than the total number of people tested.**

Reporting lab	Inconclusive	Negative	Positive	Percent positive	Total
AMERICAN MEDICAL RESPONSE - DENVER		2	3	60%	5
MINUTECLINIC 7196		4	1	20%	5
CVS TN2179POCT MURFREESBORO		5			5
MIZELL MEMORIAL HOSPITAL			5	100%	5
CVS MD2956POCT NEW MARKET		4	1	20%	5
MEDICAL CENTER OF BLOUNTSTOWN			5	100%	5
CVS NC3853POCT BURLINGTON		4	1	20%	5
MD NOW MEDICAL CENTER INC			5	100%	5
JOHN T MACKAY MD			5	100%	5
COVID TESTING LLC			5	100%	5
CVS SC5550POCT CLOVER		4	1	20%	5
CELEBRATION PEDIATRICS PA			5	100%	5
PM PEDIATRICS OF SELDEN		3	2	40%	5
CVS SC5479POCT INDIAN LAND		5			5
MINUTE CLINIC DIAGNOSTIC OF VIRGINIA, LLC #1905		5			5
PHYSICIANS IMMEDIATE CARE ELGIN			5	100%	5
OHIO DEPARTMENT OF HEALTH			5	100%	5
CVS MA2172POCT NORTH GRAFTON		5			5
GENESIS FAMILY PRACTICE		3	2	40%	5
MEDEXPRESS URGENT CARE - WEIRTON		5			5
ABSOLUTE HEALTH		5			5
Walker BaptistMedCtr		4	1	20%	5
XRL SXF REF LAB		5			5
RELIANT IMMUNE DIAGNOSTICS			5	100%	5
LAFAYETTE NURSING AND REHAB			5	100%	5
AHF PUBLIC HEALTH LABORATORY			5	100%	5
WILSON PEDIATRICS			5	100%	5
TESTD			5	100%	5
SANTOS REHABILITATION CENTER INC			5	100%	5
QUALITY MEDICAL CARE			5	100%	5
MINUTECLINIC DIAGNOSTIC OF RHODE ISLAN		5			5
MCKENZIE-WILLAMETTE MEDICAL CENTER LAB		5			5
ALL CHILDREN'S HOSPITAL DEPT OF GENERAL PEDIATRICS			5	100%	5
CVS TN7698POCT KNOXVILLE		5			5
FLORIDA PRIMARY & SPECIALTY CARE		5			5
WAKEMED		1	4	80%	5
COMMONS AT ORLANDO LUTHERAN TOWERS SNF			5	100%	5
DEPARTMENT OF HEALTH AND HUMAN SERVICES LANSING			5	100%	5
ST CHARLES BEND LABORATORY		4	1	20%	5
ADVANCED URGENT CARE OF MARATHON		1	4	80%	5
PEDIATRICS OF ALTAMONTE		5			5
ALPHADERA LABS, LLC			5	100%	5
ARC POINT LABS OF AUSTIN NORTH			5	100%	5
FLORIDA HEALTHCARE OF ORLANDO			5	100%	5
CUMBERLAND HEIGHTS		5			5
EGL GENETICS DIAGNOSTICS			5	100%	5
Enterprise Health and Rehabilitation Center		5			5

COVID-19: testing by laboratory

Data through Mar 15, 2021 verified as of Mar 16, 2021 at 09:25 AM

Data in this report are provisional and subject to change.

The numbers in the table below represent the number of Florida and non-Florida residents for whom test results were received by the Department of Health. A person can be tested by more than one laboratory and can have both positive and negative results. **Therefore, the sum of the numbers in each column will be larger than the total number of people tested.**

Reporting lab	Inconclusive	Negative	Positive	Percent positive	Total
NORTHEAST PEDIATRICS			5	100%	5
PELICAN LANDING		1	4	80%	5
PM PEDIATRICS OF BAYSIDE PLLC		5			5
MEDEXPRESS URGENT CARE - LOGAN		5			5
THE UNIVERSITY OF VERMONT MEDICAL CENTER		4	1	20%	5
WALGREENS #10972	1	4			5
CVS SC2736POCT MURRELLS INLET		4	1	20%	5
MEDEXPRESS URGENT CARE MURRYSVILLE		3	2	40%	5
INNOVATIVE COVID-DIVERSEY			5	100%	5
JUPITER ISLAND MEDICAL CLINIC INC		5			5
EASTCHESTER PEDIATRIC MEDICAL GROUP		5			5
MINUTECLINIC, DIAGNOSTIC OF TEXAS, LL		4	1	20%	5
SCOTTS PHARMACY		5			5
FRANCES WARDE MEDICAL LABORATORY		2	3	60%	5
SEASIDE MANOR			5	100%	5
CVS PA2582POCT SPRINGFIELD		3	2	40%	5
BAYSHORE LABORATORY		4	1	20%	5
Kennedy University Hospital		5			5
PINECREST PEDIATRICS GROUP LLC			5	100%	5
GENTLE HANDS MOBILE PHLEBOTOMY			5	100%	5
CITY OF WEST PALM BEACH EMPLOYEE & FAMILY HEALTH		5			5
OCCMED SOLUTIONS		2	3	60%	5
WATERTOWN URGENT CARE PLLC		5			5
CARL R DARNALL ARMY MEDICAL CENTER			5	100%	5
Army Residence Community		5			5
LABS PLUS LLC		5			5
DOMINICAN COLLEGE STUDENT HEALTH CENTE		5			5
BEACH HOUSE		5			5
MIAMI CANCER INSTITUTE			5	100%	5
BOONE DRUG & HEALTHCARE AT DEERFIELD			5	100%	5
MIAMI MEDICAL CONSULTANT PA			5	100%	5
INDIANA STATE DEPARTMENT OF HEALTH LABORATORIES			5	100%	5
COLUMBIA MEMORIAL HOSPITAL LABORATORY		5			5
URGENT CARE COASTAL GA			5	100%	5
JACKSON SOUTH COMMUNITY HOSPITAL LAB			5	100%	5
SJH			5	100%	5
Kroger 099 - The Little Clinic Fort Collins		5			5
REHABILITATION CENTER AT JUPITER GARDENS		5			5
MINUTECLINIC, LLC #09202		4	1	20%	5
MINUTECLINIC DIAGNOSTIC OF TN, PC 6304		3	2	40%	5
MINUTECLINIC DIAGNOSTIC OF PENNSYLVANIA, LLD #1545		5			5
UW MEDICINE VIROLOGY LAB			5	100%	5
BAPTIST HOSPITAL EMPLOYEE HEALTH OFF			5	100%	5
LIFEPLUS HEALTHCARE GROUP INC		5			5
WOODHULL MEDICAL AND MENTAL HEALTH CTR		5			5
SONATA VERO BEACH		5			5
OHSU MOLECULAR MICROBIOLOGY LAB		4	1	20%	5

COVID-19: testing by laboratory

Data through Mar 15, 2021 verified as of Mar 16, 2021 at 09:25 AM

Data in this report are provisional and subject to change.

The numbers in the table below represent the number of Florida and non-Florida residents for whom test results were received by the Department of Health. A person can be tested by more than one laboratory and can have both positive and negative results. **Therefore, the sum of the numbers in each column will be larger than the total number of people tested.**

Reporting lab	Inconclusive	Negative	Positive	Percent positive	Total
BIOTECH CLINICAL LABORATORY			5	100%	5
ADVENTHEALTH CAR CENTER APOPKA			5	100%	5
Life Care Center of Estero			5	100%	5
SOUTHERN OCEAN MEDICAL CENTER		5			5
THE LITTLE CLINIC			5	100%	5
VEIL VALLEY MEDICAL CENTER			5	100%	5
PHYSICIANS URGENT CARE BERRY FARMS		4	1	20%	5
CVS MD4371POCT OCEAN CITY		5			5
SOUTHEAST GEORGIA HEALTH SYSTEM, INC D		5			5
QUINTON MEMORIAL HEALTH CARE CENTER		5			5
FLORIDA HOSPITAL LAKE MARY		5			5
CAREHERE LCS- EUSTIS			5	100%	5
CVS NC7213POCT MATTHEWS		5			5
HERNANDO PASCO HOSPICE INC		4	1	20%	5
REDMED OF CROSSTOWN		2	3	60%	5
CVS MINUTE CLINIC DIAGNOSTIC OF KANSAS, PA		5			5
SCIENCE CARE			5	100%	5
CVS GA3766POCT DACULA		3	2	40%	5
LABCORP UNSPECIFIED		5			5
TULLAHOMA HMA, LLC		4	1	20%	5
LAKE NONA PEDIATRICS IN ASSOCIATION WITH NEMOURS		5			5
ENT AND ALLERGY ASSOCIATES OF FLORIDA, LLC			5	100%	5
WESTMINSTER SHORES			5	100%	5
CVS OH3080POCT HUBER HEIGHTS		5			5
MINUTE CLINIC DIAGNOSTIC MED GRP		4	1	20%	5
CVS MD1881POCT DUNKIRK		5			5
BAPTIST HEALTH - TOWN CENTER			5	100%	5
VA Primary Care Clinic at Meharry		4	1	20%	5
WEST PACIFIC MEDICAL LABORATORY			5	100%	5
NOVANT HEALTH UVA		2	3	60%	5
KETTERING HEALTH			5	100%	5
AUGUSTA HEALTH			5	100%	5
ST BARNABAS HOSPITAL		5			5
ADVENTHEALTH CELEBRATION EMPLOYEE CLINIC		5			5
TALLAHASSEE MEMORIAL HEALTHCARE			5	100%	5
AEL KNOXVILLE			5	100%	5
RIO PINAR HEALTH CARE			5	100%	5
COMPUNET CLINICAL LAB			5	100%	5
ST JOHNS BIOMEDICAL LAB		5			5
COPELAND MEDICAL CLINIC		3	2	40%	5
UCF STUDENT HEALTH SERVICES LABORATORY		2	3	60%	5
EAST BANK HOSPITAL - UNIVERSITY OF MINNESOTA MEDICAL CENTER			5	100%	5
THE DOCTORS CENTER HEALTHCARE-SOUTHSIDE		1	4	80%	5
PRECISION LABS LLC		2	3	60%	5
URGENT MED INC		3	2	40%	5
CHAMPLAIN VALLEY PHYSICIANS HOSPITAL		3	2	40%	5
DOCS URGENT CARE		1	4	80%	5

COVID-19: testing by laboratory

Data through Mar 15, 2021 verified as of Mar 16, 2021 at 09:25 AM

Data in this report are provisional and subject to change.

The numbers in the table below represent the number of Florida and non-Florida residents for whom test results were received by the Department of Health. A person can be tested by more than one laboratory and can have both positive and negative results. **Therefore, the sum of the numbers in each column will be larger than the total number of people tested.**

Reporting lab	Inconclusive	Negative	Positive	Percent positive	Total
MCR HEALTH LAWTON CHILES ADMINISTRATION STE A		1	4	80%	5
ARKANSAS DEPARTMENT OF HEALTH			5	100%	5
MINUTECLINIC MINUTECLINIC #921		5			5
PANCARE HEALTH - ALTHA PUBLIC			5	100%	5
RIVERVIEW ALF OPERATOR LLC			5	100%	5
SUTTER TRACY COMMUNITY HOSPITAL			5	100%	5
MEASE CONTINUING CARE		3	2	40%	5
QUEENS UNIVERSITY OF CHARLOTTE		5			5
SHEEPSHEAD BAY URGENT CARE		5			5
URGENT CARE OF ERWIN		5			5
LEHIGH REGIONAL MEDICAL CENTER LABORATORY		3	2	40%	5
PEDIATRICS OF CENTRAL FLORIDA – POINCIANA		3	2	40%	5
KEYSTONE REHABILITATION AND HEALTH CENTER		1	4	80%	5
PEDIATRIC URGENT HEALTH CARE			5	100%	5
FRESENIUS MEDICAL CARE			5	100%	5
MANATEE COUNTY JAIL		4	1	20%	5
TANNER MEDICAL CENTER EAST AL		5			5
DICKSON MEDICAL ASSOCIATES PC PATH LAB		4	1	20%	5
CVS NC3319POCT CHARLOTTE		4	1	20%	5
MEDEXPRESS URGENT CARE-HERSHEY		4	1	20%	5
EXPICARE NURSING AGENCY, INC		5			5
OPTUMCARE FLORIDA, LLC		3	2	40%	5
FHPG_EXP CARE PALM HARBOR			5	100%	5
OURMED		4	1	20%	5
COVID RAPID LABS			5	100%	5
URGENT TEAM - NASHVILLE		5			5
FIFTH AVENUE PEDIATRICS		3	2	40%	5
FLAGLER HEALTH SERVICES INC			5	100%	5
FOUNDCARE, INC			5	100%	5
CENTREX CLINICAL LABS INC		5			5
RURAL HEALTH CARE INC			5	100%	5
CYPRESS CREEK MEDICAL CENTER			5	100%	5
HAVEN HOSPICE IN CHIEFLAND			5	100%	5
MINNESOTA DEPARTMENT OF HEALTH PUBLIC HEALTH LABORATORY DIVISION	1		4	80%	5
PIEDMONT HOSPITAL LAB			5	100%	5
MINUTECLINIC DIAGNOSTICS OF IND LLC		2	3	60%	5
TRUSTBRIDGE			5	100%	5
BROWNE MEDICAL LLC		3	2	40%	5
HELIX KH UC			5	100%	5
CLEVELAND CLINIC MARTIN HEALTH NURSING & RESTORATIVE		5			5
WEST DADE PEDIATRICS			5	100%	5
FORSYTH HOUSE			5	100%	5
FLORIDA CLINICAL LABORATORY - BIOREFERENCE LABORATORIES		2	3	60%	5
PUTNAM HOSPITAL CENTER LABORATORY		5			5
MEDLAB INC		5			5
J AND J VISTAKON EMPLOYEE HEALTH CENTER		4	1	20%	5
NELSON BIOLOGICAL			5	100%	5

COVID-19: testing by laboratory

Data through Mar 15, 2021 verified as of Mar 16, 2021 at 09:25 AM

Data in this report are provisional and subject to change.

The numbers in the table below represent the number of Florida and non-Florida residents for whom test results were received by the Department of Health. A person can be tested by more than one laboratory and can have both positive and negative results. **Therefore, the sum of the numbers in each column will be larger than the total number of people tested.**

Reporting lab	Inconclusive	Negative	Positive	Percent positive	Total
FLORIDA PRIMARY CARE AND SPORTS MEDICINE INC		2	3	60%	5
CARENOW URGENT CARE - CENTRAL AUSTIN		1	4	80%	5
UNIVERSITY OF MIAMI / SCCC RESEARCH LABORATORY			5	100%	5
LIVING WATERS MEDICAL CENTER			5	100%	5
APOLLO GARDENS RETIREMENT RESIDENCE CARE		5			5
MEDEXPRESS - COLLINSVILLE BELT LINE		3	2	40%	5
LEVY COUNTY SHERRIF'S DEPT			5	100%	5
CVS NV408817POCT LAS VEGAS		1	4	80%	5
SIGNATURE URGENT CARE			5	100%	5
MINUTECLINIC, LLC #1431		4	1	20%	5
Kroger 449 - The Little Clinic Mountain Park		4	1	20%	5
NOVADX		2	3	60%	5
PREMIER FAMILY HEALTH PA			5	100%	5
LAKE COUNTY DETENTION CENTER		3	2	40%	5
FINLAY		1	4	80%	5
OCHSNER MEDICAL CENTER			5	100%	5
HENDRY REGIONAL CONVENIENT CARE CENTER			5	100%	5
DAVENPORT PEDIATRICS PA		1	4	80%	5
LPG PEDIATRICS AT CAPE CORAL		5			5
MEDEXPRESS URGENT CARE-NESHANNOCK TWP		4	1	20%	5
INTERNAL MEDICINE & PRIMARY CARE ASSOCIATES, PLC			5	100%	5
STEUBEN COUNTY PUBLIC HEALTH		5			5
FLORIDA DEPARTMENT OF HEALTH - INVERNESS		3	2	40%	5
WHITE WILSON MEDICAL CENTER - FWB		1	4	80%	5
MID - FLORIDA PATHOLOGY LLC		1	4	80%	5
BLUETAIL MEDICAL GROUP, LLC		4	1	20%	5
BOROPARK URGENT CARE		4	1	20%	5
LAKE MARY HEALTH AND REHABILITATION CENTER		1	4	80%	5
NORTH DADE NURSING AND REHABILITATION CENTER			5	100%	5
PRECISION DIAGNOSTICS INC - NJ		5			5
LAKEVIEW HEALTHCARE SYSTEM LLC			5	100%	5
UF HEALTH PATHOLOGY LABORATORIES			5	100%	5
CELERION			5	100%	5
FRESENIUS KIDNEY CARE SOUTH ORLANDO			5	100%	5
CVS MI8049POCT WATERFORD		4	1	20%	5
COOPER HOSPITAL/UNIVERSITY MEDICAL		5			5
MINUTECLINIC # 21110		3	2	40%	5
MINUTECLINIC, LLC #7139		5			5
FHPG FAMILY MEDICAL CENTER OF TAMPA BAY		1	4	80%	5
MEDEXPRESS URGENT CARE - WILLIAMSPORT		4	1	20%	5
CVS HEALTH, #1994		4	1	20%	5
MOUNT SINAI BROOKLYN LABORATORY		4	1	20%	5
HILLSBOROUGH COUNTY HEALTH DEPARTMENT			5	100%	5
STUYVESANT URGENT CARE		5			5
DISCOVERY VILLAGE AT STUART		2	3	60%	5
MINUTE CLINIC, LLC #1434		5			5
DIAGNOSTECHS		4	1	20%	5

COVID-19: testing by laboratory

Data through Mar 15, 2021 verified as of Mar 16, 2021 at 09:25 AM

Data in this report are provisional and subject to change.

The numbers in the table below represent the number of Florida and non-Florida residents for whom test results were received by the Department of Health. A person can be tested by more than one laboratory and can have both positive and negative results. **Therefore, the sum of the numbers in each column will be larger than the total number of people tested.**

Reporting lab	Inconclusive	Negative	Positive	Percent positive	Total
CVS PA233POCT NEWTOWN SQUARE		5			5
MEDEXPRESS URGENT CARE PORT HURON		4	1	20%	5
OMNICARE PHARMACY OFTEXAS 1, LP DBA OMNICARE		5			5
MASSASHUSETTS STATE LAB INSTITUTE		2	3	60%	5
INFECTION CONTROL/ EMPHEALTH		3	2	40%	5
JOE DIMAGGIO CHILDREN'S HOSPITAL		1	4	80%	5
CVS OH3476POCT TIPP CITY		5			5
BROOKDALE NEW PORT RICHEY			5	100%	5
CVS TX2263POCT SAN ANTONIO		5			5
UPMC HEALTH SYSTEM		4	1	20%	5
MEDEXPRESS URGENT CARE - BECKLEY CROSS		4	1	20%	5
ADVANCED PEDIATRICS OF BOCA LLC			5	100%	5
PRINCIPLE HOSPICE SERVICE, LLC			5	100%	5
RUSH UNIVERSITY MEDICAL CENTER LABORATORY			5	100%	5
FAMILY TREE DNA			5	100%	5
DEPT OF VA MEDICAL CENTER - RICHMOND		4	1	20%	5
CARESOUTH HHA HOLDINGS OF THE BAY AREA LLC		5			5
FLORIDA DEPARTMENT OF HEALTH SEMINOLE COUNTY		1	4	80%	5
MINUTE CLINIC DIAGNOSTIC OF VIRGINIA, LLC #7543		5			5
SOUTH FLORIDA FAMILY HEALTH & RESEARCH CTR			5	100%	5
SUNSHINE STATE DIALYSIS			5	100%	5
MONROE COUNTY FIRE RESCUE		5			5
ACM MEDICAL LABORATORY ALLIANCE		3	2	40%	5
MOULTRIE CREEK NURSING AND REHAB			5	100%	5
MINUTE CLINIC DIAGNOSTIC OF NORTH CAROLINA		5			5
CVS CA9113POCT CHULA VISTA		5			5
AHC Decatur County		5			5
NORTH SHORE HEMATOLOGY-ONCOLOGY ASSOCIATES, PC		5			5
NORTHPORT MEDICAL CENTER LAB		5			5
MEDEXPRESS URGENT CARE-MUNCIE		5			5
MINUTE CLINIC, LLC #4650		5			5
GREENVILLE MEMORIAL HOSPITAL LAB			5	100%	5
UNIVERSITY OF CHICAGO MEDICAL CENTER LAB			5	100%	5
CALIFORNIA DEPARTMENT OF PUBLIC HEALTH		1	4	80%	5
HAWTHORNE HEALTH AND REHABILITATION			5	100%	5
PRINCETON BMC LABORATORY		4			4
WYOMING PUBLIC HEALTH LAB			4	100%	4
SIGNATURE CARE EMERGENCY CENTER		2	2	50%	4
APOPKA FAMILY HEALTH CENTER		3	1	25%	4
MINUTECLINIC #2797		4			4
CVS NC2313POCT RALEIGH		3	1	25%	4
Grace Rehabilitation of Vero Beach		4			4
MD ANDERSON			4	100%	4
SHARP MEMORIAL HOSPITAL MICROBIOLOGY DEPT			4	100%	4
Atlanta VAMC		3	1	25%	4
NEMOURS CHILDREN'S URGEN CARE			4	100%	4
SANFORD SOUTH UNIVERSITY		4			4

COVID-19: testing by laboratory

Data through Mar 15, 2021 verified as of Mar 16, 2021 at 09:25 AM

Data in this report are provisional and subject to change.

The numbers in the table below represent the number of Florida and non-Florida residents for whom test results were received by the Department of Health. A person can be tested by more than one laboratory and can have both positive and negative results. **Therefore, the sum of the numbers in each column will be larger than the total number of people tested.**

Reporting lab	Inconclusive	Negative	Positive	Percent positive	Total
MY WELLNESS EXPRESS			4	100%	4
CVS TX7821POCT LEAGUE CITY		4			4
MARSHFIELD LABORATORIES			4	100%	4
CORTLAND REGIONAL MEDICAL CENTER		4			4
MINUTECLINIC DIAGNOSTIC OF VIRGINIA, LLC #1656		4			4
REHABILITATION CENTER OF WINTER PARK,THE			4	100%	4
MINUTECLINIC DIAGNOSTIC OF OHIO #6147		3	1	25%	4
MINNESOTA DEPARTMENT OF HEALTH LABORATORY	1		3	75%	4
LATCHER LABORATORY OF A O FOX MEMORIAL		2	2	50%	4
RHEA MEDICAL CENTER		4			4
LAKE MARY PEDIATRICS			4	100%	4
PM PEDIATRICS OF SELDEN PLLC		4			4
WOMEN'S CARE FLORIDA, LLC		4			4
Westminster Manor		3	1	25%	4
PRL NYC PANDEMIC RESPONSE LAB			4	100%	4
KENTUCKY CABINET FOR HEALTH AND FAMILY SERVICES			4	100%	4
MINUTECLINIC DIAGNOSTIC OF PENNSYLVAN		3	1	25%	4
NASSAU UNIVERSITY MEDICAL CENTER DEPT		3	1	25%	4
PALM BEACH CANCER INSTITUTE			4	100%	4
MEDEXPRESS URGENT CARE-PASADENA		4			4
MARK HOANG MD PA			4	100%	4
CARE ONE PRIMARY CARE			4	100%	4
BELLIN HEALTH LAB		1	3	75%	4
CULLMAN REGIONAL MEDICAL CENTER		3	1	25%	4
HEALTHY MINORS PEDIATRIC URGENT CARE		4			4
MEDEXPRESS URGENT CARE PLEASANT HILLS		3	1	25%	4
MEDEXPRESS - NEWARK		4			4
DYNACARE LABORATORIES			4	100%	4
PHYSICIANS QUALITY CARE			4	100%	4
CVS M05655POCT LIBERTY		1	3	75%	4
CVS KY4779POCT LOUISVILLE		3	1	25%	4
CVS SC4286POCT EASLEY		2	2	50%	4
HEART OF FLORIDA HEALTH CENTER INC		1	3	75%	4
GILCHRIST COUNTY HEALTH DEPT			4	100%	4
EXPRESS TESTING-ONE			4	100%	4
CHILDRENS CLINIC			4	100%	4
L3HARRIS FAMILY MEDICAL CENTER			4	100%	4
MEDEXPRESS URGENT CARE - WALDORF, CRAIN HWY		4			4
OPTUM OF RED ROAD		4			4
UNIVERSITY OF WASHINGTON MEDICAL CENTER (UWMC) EMERGENCY DEPT.			4	100%	4
Oakwood - North Baldwins Center for Living		4			4
VITAL CARE URGENT CARE			4	100%	4
BAYLOR ESOTERIC AND MOLECULAR LAB			4	100%	4
CORIZON HEALTH INC			4	100%	4
CVS AZ9210POCT SCOTTSDALE		4			4
CVS IL8751POCT CHICAGO		4			4
BAPTIST HEALTH MEDICAL CENTER			4	100%	4

COVID-19: testing by laboratory

Data through Mar 15, 2021 verified as of Mar 16, 2021 at 09:25 AM

Data in this report are provisional and subject to change.

The numbers in the table below represent the number of Florida and non-Florida residents for whom test results were received by the Department of Health. A person can be tested by more than one laboratory and can have both positive and negative results. **Therefore, the sum of the numbers in each column will be larger than the total number of people tested.**

Reporting lab	Inconclusive	Negative	Positive	Percent positive	Total
CHILDREN'S MEDICAL GROUP		4			4
MINUTECLINIC DIAG OF IND, LLC #6472		4			4
MEDEXPRESS URGENT CARE- FORT WORTH N T		4			4
ADVANCED URGENT CARE LLC		1	3	75%	4
ARCPPOINT LABS OF FORT LAUDERDALE, FL CENTRAL		1	3	75%	4
COMPREHENSIVE CLINICAL RESEARCH, LLC			4	100%	4
AIREVAC INTERNATIONAL		4			4
WE CARE - CARNIVAL CRUISELINE		4			4
MEDEXPRESS - WILMINGTON CONCORD PIKE		3	1	25%	4
CVS NY549POCT RIDGEWOOD		2	2	50%	4
LEON MEDICAL CENTERS, LLC			4	100%	4
Kroger 959 - The Little Clinic Carmel		4			4
NAVAL MEDICAL CENTER SAN DIEGO			4	100%	4
WEXFORD HEALTH SOURCES INC		4			4
PANCARE HEALTH - PONCE DE LEON			4	100%	4
MINUTECLINIC DIAG OF IND LLC #1367		4			4
CELEBRATION PEDIATRICS			4	100%	4
Kroger 124 - The Little Clinic University		3	1	25%	4
MEDEXPRESS URGENT CARE LAVALE		4			4
ASCENDI HOME HEALTH AGENCY INC			4	100%	4
USCG SECTOR ST PETE		1	3	75%	4
CVS OH2342POCT WEST CHESTER		3	1	25%	4
WINDER NURSING INC DBA WINDER HEALTH CARE		4			4
INDUSTRY LAB DIAGNOSTIC PARTNERS			4	100%	4
Heartland of Boynton Beach			4	100%	4
PARADIGM LABORATORIES			4	100%	4
RIVER CITY MEDICAL ASSOCIATES INC			4	100%	4
CVS OH3393POCT AURORA		3	1	25%	4
CVS GA2236POCT WOODSTOCK		4			4
JFK INTERNAL MEDICINE FACULTY PRACTICE		2	2	50%	4
MINUTECLINIC OF NEVADA-2955 S FT APACH		4			4
MINUTECLINIC DIAGNOSTIC MED GRP OF SAN		3	1	25%	4
GASTROENTEROLOGY ASSOC OF PENSACOLA, PA		2	2	50%	4
MINUTE-CLINIC DIAGNOSTIC OF VIRGINIA,		4			4
MD ANDERSON CANCER CENTER DI BAY AREA			4	100%	4
FAMILY MEDICINE AT WINTER PARK			4	100%	4
NEULIFE NEUROLOGICAL SERVICES LLC			4	100%	4
CVS NV2928POCT LAS VEGAS		4			4
COMMUNITY PHYSICIANS OF NORTH PORT PA			4	100%	4
ORANGE COUNTY HEALTH DEPARTMENT		2	2	50%	4
PEACEHEALTH LABORATORIES		3	1	25%	4
MONTANA DEPARTMENT OF PUBLIC HEALTH & HUMAN SERVICES			4	100%	4
PLAINVIEW PRIMARY CARE		4			4
HENDRY/GLADES COUNTY HEALTH DEPARTMENT		3	1	25%	4
REELFOOT FAMILY WALK IN CLINIC		3	1	25%	4
FAMILY MEDICAL CLINIC HOMESTEAD, LLC			4	100%	4
CVS OH3458POCT BEAVERCREEK		4			4

COVID-19: testing by laboratory

Data through Mar 15, 2021 verified as of Mar 16, 2021 at 09:25 AM

Data in this report are provisional and subject to change.

The numbers in the table below represent the number of Florida and non-Florida residents for whom test results were received by the Department of Health. A person can be tested by more than one laboratory and can have both positive and negative results. **Therefore, the sum of the numbers in each column will be larger than the total number of people tested.**

Reporting lab	Inconclusive	Negative	Positive	Percent positive	Total
WESLEY CHAPEL INTERNAL MEDICINE AND PEDIATRICS			4	100%	4
CVS MA2297677CV BOSTON		4			4
PANCARE HEALTH YOUNGSTOWN			4	100%	4
CVS TX10140POCT THE WOODLANDS		4			4
Ocala REGIONAL KIDNEY CENTER EAST		2	2	50%	4
CVS TN4624POCT KNOXVILLE		3	1	25%	4
CFP PHYSICIANS GROUP			4	100%	4
ACCESS RECOVERY SOLUTIONS LLC			4	100%	4
ADVENTHEALTH NEW SMYRNA BEACH COMMUNITY HEALTH			4	100%	4
MEDEXPRESS URGENT CARE - SOUTH PARKERSBURG		4			4
CONSULATE HEATH CARE AT WEST ALTAMONTE			4	100%	4
FLORIDA HEART AND VASCULAR			4	100%	4
BOND & STEELE CLINIC PA D/B/A BOND CLINIC PA		4			4
Crowne Health Care of Montgomery		4			4
MEDEXPRESS URGENT CARE - KOKOMO		4			4
SONIC REFERENCE LABORATORY			4	100%	4
REFUGE A HEALING PLACE, THE			4	100%	4
Park Ridge Nursing Center		3	1	25%	4
MEDEXPRESS URGENT CARE - SOMERSET TOWNSHIP		4			4
FAMILY MEDICINE AT WATERMAN		4			4
CVS GA2841POCT LAWRENCEVILLE		4			4
Mill Valley Care Center		4			4
MINUTECLINIC, LLC #1452		4			4
DIAGNOSTIC & MEDICAL SPECIALISTS OF GREENWICH		2	2	50%	4
PORT ORANGE NURSING & REHAB			4	100%	4
CARENOW URGENT CARE - WINTER SPRINGS		3	1	25%	4
HUNT CLUB MEDICAL CARE			4	100%	4
RML PHARMACY PC		4			4
URGENT CARE - OCONEE		2	2	50%	4
CVS MINUTE CLINIC DIAGNOSTIC OF TEXAS		3	1	25%	4
LOUISIANA DEPT. OF HEALTH AND HOSPITALS-INFECTIOUS DISEASE EPI SECTION			4	100%	4
FCHC (OB)-DARWIN SQUARE CTR.			4	100%	4
LIFE CARE HOME HEALTH SERVICES LLC		1	3	75%	4
UNIVERSITY OF MIAMI STUDENT HEALTH SERVICE			4	100%	4
CITY OF LAKE MARY EMPLOYEE HEALTH CENTER		4			4
THONOTOSASSA COMMUNITY HEALTH CENTER		1	3	75%	4
THE RETREAT AT PORT ORANGE			4	100%	4
MED EXPRESS URGENT CARE PC - MARYLAND		3	1	25%	4
IMIC INC RESEARCH			4	100%	4
HARBOUR ISLAND PEDIATRICS LLC			4	100%	4
ADVENTHEALTH MEDICAL GROUP PEDIATRICS		1	3	75%	4
ST. MARY'S HOSPITAL			4	100%	4
CVS GA7064POCT STOCKBRIDGE		4			4
FISHERMEN'S HOSPITAL			4	100%	4
DEPARTMENT OF HEALTH AND HUMAN SERVICES		2	2	50%	4
CAREATC, INC.			4	100%	4
MIAMI COMMUNITY HEALTH CENTER INC		1	3	75%	4

COVID-19: testing by laboratory

Data through Mar 15, 2021 verified as of Mar 16, 2021 at 09:25 AM

Data in this report are provisional and subject to change.

The numbers in the table below represent the number of Florida and non-Florida residents for whom test results were received by the Department of Health. A person can be tested by more than one laboratory and can have both positive and negative results. **Therefore, the sum of the numbers in each column will be larger than the total number of people tested.**

Reporting lab	Inconclusive	Negative	Positive	Percent positive	Total
OVIEDO CHILDRENS HEALTH CENTER LLC		1	3	75%	4
MINUTECLINIC DIAG OF IND LLC #1138		3	1	25%	4
CVS SC2269POCT COLUMBIA		3	1	25%	4
BUCKINGHAM PLACE ALF		4			4
BLOOMIN BRANDS WELLNESS CENTER		3	1	25%	4
Hillspring of Springboro		4			4
MEDEXPRESS URGENT CARE - LEDGEWOOD		3	1	25%	4
MEDFIRST URGENT CARE			4	100%	4
MEDEXPRESS URGENT CARE - FREDERICK		4			4
SOUTHWESTERN REGIONAL MEDICAL CENTER - TULSA		4			4
CONSOLIDATED LABORATORY SERVICES			4	100%	4
ADVENT HEALTH - TUSKAWILLA		4			4
CRESTAR LABS		2	2	50%	4
Kroger 125 - The Little Clinic Castle Rock		3	1	25%	4
REGIONAL MEDICAL LAB			4	100%	4
BIOTEST PLASMA CENTER		4			4
MINUTECLINIC, LLC #5707		4			4
STATEN ISLAND CHAI CARE		4			4
ManorCare Rehabilitation Center- Decatur		4			4
SIGNATURE CARE MONTROSE		2	2	50%	4
TRUE HEALTH- HOFFNER		3	1	25%	4
CHIEFLAND MEDICAL CENTER			4	100%	4
BIOREFERENCE LABORATORIES			4	100%	4
MD NOW URGENT CARE - DELRAY WEST			4	100%	4
TMH PHYSICIAN PARTNERS SOUTHWOOD		1	3	75%	4
AHC of Mckenzie		4			4
THE OASIS ALF		4			4
RELIANT ACUTE CARE			4	100%	4
AFFINITY URGENT CARE			4	100%	4
SINAI PLAZA NURSING AND REHAB CENTER			4	100%	4
COVENIENT CARE MEDICAL CLINIC			4	100%	4
STONE CLINICAL LABORATORIES OF FL LLC		4			4
MEDEXPRESS URGENT CARE-SCOTT TOWNSHIP		3	1	25%	4
FLORIDA CANCER SPECIALISTS AND RESEARCH		2	2	50%	4
AIRPORT CLINIC			4	100%	4
CVS MD1515POCT LEONARDTOWN		3	1	25%	4
MEDEXPRESS URGENT CARE SHADYSIDE		3	1	25%	4
PREMIER PEDIATRICS		1	3	75%	4
FHCP - ORMOND BEACH			4	100%	4
AFTER HOURS PEDS			4	100%	4
MEMORIAL HEALTH CARE SYSTEMS			4	100%	4
DEPARTMENT OF HEALTH/ NEW YORK			4	100%	4
CENTRAL FLORIDA INTERNAL OCCUPATIONAL AND		4			4
Millennium Nursing & Rehab Center		4			4
ENCOMPASS HOME HEALTH		4			4
DEPARTMENT OF PATHOLOGY ROME MEMORIAL		3	1	25%	4
NORTHERN MICHIGAN UNIVERSITY ATHLETICS		4			4

COVID-19: testing by laboratory

Data through Mar 15, 2021 verified as of Mar 16, 2021 at 09:25 AM

Data in this report are provisional and subject to change.

The numbers in the table below represent the number of Florida and non-Florida residents for whom test results were received by the Department of Health. A person can be tested by more than one laboratory and can have both positive and negative results. **Therefore, the sum of the numbers in each column will be larger than the total number of people tested.**

Reporting lab	Inconclusive	Negative	Positive	Percent positive	Total
MINUTECLINIC DIAGNOSTIC OF KANSAS PA		4			4
CVS NV9841POCT RENO		2	2	50%	4
MINUTECLINIC DIAGNOSTIC OF OHIO #4401		4			4
DERMATOLOGY SPECIALISTS OF FL - DR. JON WARD			4	100%	4
SOUTH FLORIDA RESEARCH ORGANIZATION			4	100%	4
POWERS PEDIATRICS			4	100%	4
CVS IN6713POCT BLOOMINGTON		4			4
NORTH OKALOOSA CLINIC CORP		1	3	75%	4
CENTERPLACE HEALTH, INC			4	100%	4
MINUTECLINIC, LLC #07852		4			4
OKLAHOMA STATE UNIVERSITY DIAGNOSTIC LAB			4	100%	4
SOUTHLAND SUITES OF LAKE LAND			4	100%	4
MEMORIAL HEALTHCARE SYSTEM		1	3	75%	4
SOUTHEASTERN REGIONAL MEDICAL CENTER			4	100%	4
BROOKDALE WEST BOYNTON BEACH		4			4
MAINE DEPARTMENT OF HEALTH AND HUMAN SERVICES			4	100%	4
WALGREENS #07034		4			4
GUTHRIE MEDICAL GROUP - CORNING		3	1	25%	4
SUMNER REGIONAL MEDICAL CENTER		3	1	25%	4
MEDEXPRESS URGENT CARE - TULSA, S YALE AVE		4			4
CVS IN5696POCT FORT WAYNE		4			4
CELAL GUROL ERBAY, MD			4	100%	4
FLORIDA MEDICAL ASSOCIATES LLC			4	100%	4
PINELLAS POINT NURSING AND REHAB			4	100%	4
CLINICAL LABORATORIES OF THE BUFFALO		3	1	25%	4
Loretto Health and Rehabilitation Center		4			4
HARBORCHASE OF VILLAGES CROSSING			4	100%	4
LAKE FOREST PARK OP CO LLC		4			4
CVS CT718POCT ANSONIA		4			4
CVS TX8387POCT AUSTIN		4			4
JOSEF SCHENKER, MD, PC		4			4
CVS PA1296POCT DREXEL HILL		3	1	25%	4
LIFEHOPE LABS			4	100%	4
CAREWELL URGENT CARE			4	100%	4
MEDEXPRESS URGENT CARE - MARKHAM STREE		3	1	25%	4
CVS NJ862POCT MARLBORO		4			4
INTERMARKET FACILITY			4	100%	4
CVS OH6149POCT UPPER ARLINGTON		2	2	50%	4
ManorCare Health Services Camp Hill		4			4
NEMOURS CHILDREN'S CLINIC			4	100%	4
GENEVA GENERAL HOSPITAL LABORATORY		3	1	25%	4
MINUTECLINIC DIAG OF IND, LLC #10190		4			4
PARKWAY DRUGS OF ONEIDA COUNTY NORTH I		3	1	25%	4
DASCENA LABORATORY			4	100%	4
BARTON MEMORIAL HOSPITAL		3	1	25%	4
Kroger 752 - The Little Clinic Central Station		3	1	25%	4
MINUTECLINIC DIAG OF IND, LLC #6648		3	1	25%	4

COVID-19: testing by laboratory

Data through Mar 15, 2021 verified as of Mar 16, 2021 at 09:25 AM

Data in this report are provisional and subject to change.

The numbers in the table below represent the number of Florida and non-Florida residents for whom test results were received by the Department of Health. A person can be tested by more than one laboratory and can have both positive and negative results. **Therefore, the sum of the numbers in each column will be larger than the total number of people tested.**

Reporting lab	Inconclusive	Negative	Positive	Percent positive	Total
MEDEXPRESS URGENT CARE - WICHITA, S SENECA ST		2	2	50%	4
Metro West Nursing and Rehab			4	100%	4
FLORIDA MEDICAL CLINIC -INTERNAL MED DADE CITY			4	100%	4
CVS IL8747POCT CHICAGO		4			4
CAPITAL HEALTH LABORATORY INC			4	100%	4
MEDEXPRESS - NEW CASTLE, DUPONT HWY		4			4
PILGRIM PHARMACY INC		4			4
HCR ManorCare Greentree		4			4
CAREWELL 202			4	100%	4
PROVIDENCE LABORATORY SERVICES		4			4
MINUTECLINIC DIAGNOSTIC OF NORTH CAROLINA PC #7054		3	1	25%	4
FLORIDA HEALTH CARE PLANS STIRLING CENTER			4	100%	4
TRIDENT BIOMETRICS		3	1	25%	4
State Lab Unspecifd			4	100%	4
OMNICARE PHARMACY OF TEXAS 1		4			4
MINUTECLINIC DIAGNOSTIC OF SC, LLC #4		4			4
TARPON SPRINGS PEDIATRICS, LLC			4	100%	4
MAILBOX DIAGNOSTICS		2	2	50%	4
BENEVA LAKES HEALTHCARE & REHAB CENTER			4	100%	4
MEDEXPRESS URGENT CARE - MOUNTAIN HOME		3	1	25%	4
Kroger 895 - The Little Clinic Green Hills		4			4
COMMUNITY HEALTH CENTER OF WEST PALM BEACH			4	100%	4
CVS CA8850POCT HUNTINGTON BEACH		3	1	25%	4
ELDER ALTERNATIVES INC		3	1	25%	4
NOT GIVEN		1	3	75%	4
OHIO CVS STORES		3	1	25%	4
MINUTECLINIC DIAG OF IND, LLC #8645		4			4
AURORA BAYCARE UROLOGY			4	100%	4
CVS NC2771POCT CLAYTON		3	1	25%	4
ACCENT PHYSICIAN SPECIALISTS PA		4			4
MONROE COUNTY DEPT OF PUBLIC HEALTH ST		4			4
Calusa Harbour			4	100%	4
CULLMAN REGIONAL URGENT CARE		3	1	25%	4
ST PETE DIRECT PRIMARY CARE		2	2	50%	4
FLORENCE - HUNTSVILLE HOSPITAL URGENT CARE		3	1	25%	4
Robert Wood Johnson University Hospital		3	1	25%	4
DEACONESS HOSPITAL			4	100%	4
CLINICAL ASSOCIATES OF ORLANDO LLC		4			4
Bon Secours Place		3	1	25%	4
GENUS DIAGNOSTICS			4	100%	4
MEDICAL CENTER ENTERPRISE			4	100%	4
MINUTECLINIC DIAGNOSTIC MED GRP OF ORA		3	1	25%	4
LPG COCONUT POINT - FAMILY/ INTERNAL MEDICINE		4			4
ELITE MEDICAL CENTER			4	100%	4
CAPE COD HOSPITAL			4	100%	4
MEDICINE SHOPPE #1306 THE		3	1	25%	4
MEDEXPRESS URGENT CARE - MBURG COMMONS		4			4

COVID-19: testing by laboratory

Data through Mar 15, 2021 verified as of Mar 16, 2021 at 09:25 AM

Data in this report are provisional and subject to change.

The numbers in the table below represent the number of Florida and non-Florida residents for whom test results were received by the Department of Health. A person can be tested by more than one laboratory and can have both positive and negative results. **Therefore, the sum of the numbers in each column will be larger than the total number of people tested.**

Reporting lab	Inconclusive	Negative	Positive	Percent positive	Total
INVERNESS FAMILY CARE HIGH RISK PLLC			4	100%	4
ASCENSION ST VINCENT'S MEDICAL CENTER		3	1	25%	4
CVS MA394POCT SEEKONK		4			4
MINUTECLINIC DIAG OF IND, LLC #6910		4			4
INTRACOASTAL LABS INC		4			4
SOUTH FLORIDA PEDIATRIC PARTNERS			4	100%	4
WINCHESTER MEDICAL CENTER			4	100%	4
CVS NJ836POCT RUNNEMEDE		4			4
Kroger 339 - The Little Clinic Highlands - Bardstown Road		4			4
CVS PA813POCT RICHBORO		4			4
BEECHTREE MOLECULAR LAB LLC			4	100%	4
MINUTE CLINIC #8979		4			4
CVS CA9715POCT THOUSAND OAKS		4			4
DIAMOND SPEEDWAY DIALYSIS		1	3	75%	4
Health Care Center of Jacksonville			4	100%	4
CVS PA258POCT MCKEES ROCKS		4			4
ROAN DRUG COMPANY LLC		4			4
HAMPTON ALF AT 24TH ROAD LLC			4	100%	4
IVY CREEK URGENT CARE OF ENTERPRISE			4	100%	4
CVS PA1193POCT JENKINTOWN		4			4
WILLIAM A HINTON STATE LABORATORY INSTITUTE		1	3	75%	4
JOHNNIE RUTH CLARKE LAB			4	100%	4
VIDANT MEDICAL CENTER			4	100%	4
PRIMECARE		2	2	50%	4
MERCY URGENT CARE			4	100%	4
MINUTECLINIC DIAG OF IND LLC #6840		4			4
DISCOVERY VILLAGE AT DEERWOOD			4	100%	4
UNIVERISTY OF MIAMI			4	100%	4
ELIZABETH CITY HEALTH & REHABILITATION		4			4
FLORIDA HOSPITAL ALTAMONTE		2	2	50%	4
TAPESTRY TALLAHASSEE WALDEN		4			4
MEDEXPRESS URGENT CARE HUNTINGTON		4			4
EPI			4	100%	4
MINUTECLINIC MINUTECLINIC #3665		4			4
CLINICAL PATHOLOGY LABORATORIES			4	100%	4
MEDEXPRESS URGENT CARE - TEAYS VALLEY		3	1	25%	4
EMORY UNIVERSITY HOSPITAL		1	3	75%	4
MEDEXPRESS URGENT CARE - SUMMERSVILLE, WEBSTER RD		4			4
CVS NC5532POCT SUMMERFIELD		4			4
ALVARO J DANGOND MD PA		4			4
Willowbrooke Court at Country House		4			4
PHYSICIANS IMMEDIATE CARE AURORA			4	100%	4
MICHIGAN HEALTH CLINIC LABORATORIES		3	1	25%	4
MEDEXPRESS URGENT CARE, FAIRMONT		4			4
UF HEALTH PATHOLOGY LABORATORIES			4	100%	4
LUVERNE HEALTH AND REHABILITATION		4			4
CENTRAL JERSEY URGENT CARE		4			4

COVID-19: testing by laboratory

Data through Mar 15, 2021 verified as of Mar 16, 2021 at 09:25 AM

Data in this report are provisional and subject to change.

The numbers in the table below represent the number of Florida and non-Florida residents for whom test results were received by the Department of Health. A person can be tested by more than one laboratory and can have both positive and negative results. **Therefore, the sum of the numbers in each column will be larger than the total number of people tested.**

Reporting lab	Inconclusive	Negative	Positive	Percent positive	Total
EXTENDICARE HEALTH & REHAB CENTER		4			4
MINUTECLINIC DIAGNOSTIC OF OHIO #2964		4			4
PDL PHARMACY CORP			4	100%	4
HEALTHCARE NETWORK OF SOUTHWEST FLORIDA			4	100%	4
MONROE URGENT CARE		3	1	25%	4
MINUTECLINIC DIAGNOSTIC OF WISCONSIN, LLC		4			4
INFINITI LABS INC			4	100%	4
CAPTAIN JAMES A. LOVELL FEDERAL HEALTHCARE CENTER			4	100%	4
HOME DOCS		2	2	50%	4
SunTerrace Health Care Center		3	1	25%	4
UNION CITY MANOR NURSING CENTER		4			4
UNC HOSPITAL/MCLENDON CLINICAL LABORATORIES			4	100%	4
BETHPAGE EXTENDED HOURS CENTER		4			4
DTR LABS		3	1	25%	4
MINUTECLIINIC DIAGNOSTIC OF NORTH CARO		3			3
SENTARA NORFOLK GENERAL HOSPITAL CENTRAL LAB			3	100%	3
ERIE COUNTY PUBLIC HEALTH CLINICAL		3			3
MEDEXPRESS URGENT CARE - WHEELING		2	1	33%	3
Kroger 768 - The Little Clinic Leestown Rd		2	1	33%	3
PROHEALTH PRIMARY CARE - GLEN OAKS		3			3
CAMPAZZI CONCIERGE MEDICAL SERVICES		2	1	33%	3
NEW YORK STATE DEPARTMENT OF HEALTH		1	2	67%	3
Kroger 758 - The Little Clinic Providence		3			3
MEDEXPRESS URGENT CARE GREENSBURG		2	1	33%	3
Grandview Health Care Center		3			3
TERRACE OF ST CLOUD, THE		2	1	33%	3
CVS TN7144POCT BARTLETT		3			3
COL CROSSROAD		1	2	67%	3
MID FLORIDA CLINICAL LABORATORY		2	1	33%	3
ORCHID COVE DAYTONA			3	100%	3
MARYLAND STATE DEPT OF HEALTH	2		1	33%	3
MEDICAL CENTER OF CENTRAL GEORGIA			3	100%	3
ALL4KIDZ PEDIATRICS LLC		2	1	33%	3
Gracemore Nursing and Rehab		3			3
Lakeview Village		3			3
NATURE COAST PRIMARY CARE LAB LLC			3	100%	3
CROSSROADS URGENT CARE PLLC		3			3
JS HEALTHCARE		2	1	33%	3
FIRST PHYSICIANS GROUP - LORRAINE CORNERS		3			3
FIRST CARE - MIDDLESBORO			3	100%	3
MEDICAL SERVICES OF AMERICA HOME HEALTH		3			3
CVS PA2687POCT EXTON		3			3
MINUTECLINIC DIAGNOSTIC OF NEW MEXICO LLC #7552		3			3
Concordia Village of Tampa			3	100%	3
CARENOW-LEBANON		1	2	67%	3
MINUTE-CLINIC DIAGNOSTIC OF VIRGINIA, LLC #3949		3			3
LPG PEDIATRICS AT LEHIGH ACRES		2	1	33%	3

COVID-19: testing by laboratory

Data through Mar 15, 2021 verified as of Mar 16, 2021 at 09:25 AM

Data in this report are provisional and subject to change.

The numbers in the table below represent the number of Florida and non-Florida residents for whom test results were received by the Department of Health. A person can be tested by more than one laboratory and can have both positive and negative results. **Therefore, the sum of the numbers in each column will be larger than the total number of people tested.**

Reporting lab	Inconclusive	Negative	Positive	Percent positive	Total
ST VINCENTS AMBULATORY CARE INC		1	2	67%	3
CAREHERE LLC			3	100%	3
LIFE CARE CENTER OF SKAGIT VALLEY		3			3
LOYOLA UNIVERSITY MEDICAL CENTER LABORATORY			3	100%	3
MC DIAGNOSTIC OF CONNECTICUT, PC #114		3			3
Wynfield Park Health and Rehabilitation		3			3
TAYLOR MANOR		1	2	67%	3
DACH MAIN LAB			3	100%	3
2412 LEBANON PIKE		2	1	33%	3
TARRANT COUNTY PUBLIC HEALTH		3			3
Kroger 388 - The Little Clinic Braelinn Village		3			3
UNIVERISTY OF MEMPHIS ATHLETIC TRAINI		3			3
CVS MA1095POCT AMHERST		3			3
STARMED FAMILY & URGENT CARE			3	100%	3
JOSEPH SCHENKER MD PC		3			3
CVS PA1074POCT KENNETT SQUARE		3			3
PREMIER CLINICAL RESEARCH INSTITUTE INC			3	100%	3
HARBORCHASE OF GAINESVILLE			3	100%	3
ORLANDO REGIONAL HEALTH SERVICES		1	2	67%	3
PEDIATRICS AND ADOLESCENT MEDICINE		2	1	33%	3
TIEHH BIOTERRORISM RESPONSE LAB			3	100%	3
TMH PHYSICIAN PARTNERS BLOUNTSTOWN			3	100%	3
MEDICAL UNIVERSITY SC HOSPITAL			3	100%	3
AFC URGENT CARE/FARRAGUT			3	100%	3
SPARROW CENTRAL LAB			3	100%	3
FLORIDA HOSPITAL LABORATORIES		3			3
CVS MA594POCT FALMOUTH		3			3
SERENADES BY SONATA		1	2	67%	3
CVS OH6123POCT CINCINNATI		2	1	33%	3
NYU WINTHROP LABORATORY		3			3
MINUTECLINIC DIAGNOSTIC OF VIRGINIA, LLC		3			3
MEDPEDS ASSOCIATES OF SARASOTA PA		3			3
MINUTECLINIC DIAGNOSTIC OF WISCONSIN,		3			3
Lakeside Oaks Care Center			3	100%	3
NASSAU COUNTY HEALTH DEPARTMENT		3			3
AVANTE INVERNESS		1	2	67%	3
GAINESVILLE PEDIATRIC ASSOCIATES			3	100%	3
BARONESS ERLANGER HOSPITAL		3			3
ADRIANA M CASTRO MD PA		3			3
SCRIPPS CLINIC MEDICAL			3	100%	3
LRHS Florida Poly Tech		3			3
OWL NOW URGENT CARE			3	100%	3
STEAMBOAT EMERGENCY CENTER			3	100%	3
F W HUSTON MEDICAL CENTER SENIOR LIVIN		3			3
MALABAR FAMILY PRACTICE		1	2	67%	3
FLORIDA DEPARTMENT OF HEALTH IN ALACHUA COUNTY -			3	100%	3
MONTANA PUBLIC HEALTH LAB			3	100%	3

COVID-19: testing by laboratory

Data through Mar 15, 2021 verified as of Mar 16, 2021 at 09:25 AM

Data in this report are provisional and subject to change.

The numbers in the table below represent the number of Florida and non-Florida residents for whom test results were received by the Department of Health. A person can be tested by more than one laboratory and can have both positive and negative results. **Therefore, the sum of the numbers in each column will be larger than the total number of people tested.**

Reporting lab	Inconclusive	Negative	Positive	Percent positive	Total
CVS CA9803POCT RIVERSIDE		3			3
HELIX LW UC		1	2	67%	3
BAPTIST PRIMARY CARE, INC.		2	1	33%	3
H/L of WESt ASHley Rhabilitation and Nursing Center		3			3
SOUTH COUNTY MENTAL HEALTH CENTER INC			3	100%	3
MEDEXPRESS URGENT CARE - LITTLE ROCK		2	1	33%	3
ACL LABORATORIES INDUSTRIAL TOXICOLOGY			3	100%	3
BAPTIST PRIMARY CARE FERNANDINA BEACH			3	100%	3
ATLANTIC SURGERY CENTER OF JACKSONVILLE BEACH		3			3
ST LUCIE COUNTY HEALTH DEPARTMENT		2	1	33%	3
MUNSON MEDICAL CENTER			3	100%	3
PARADISE VILLA ALF INCORPORATED		3			3
CVS PA2688POCT COLLEGEVILLE		3			3
HAVEN CUSTEAD CARE CENTER			3	100%	3
SURETOX LABORATORY LLC		2	1	33%	3
QUEST DIAGNOSTICS CLINICAL LABORATORIES INC		2	1	33%	3
ADVENTHEALTH MEDICAL GROUP INTERNAL MEDICINE AT		1	2	67%	3
COOPER UNIVERSITY HOSPITAL LABORATORY		2	1	33%	3
HARBOUR'S EDGE		2	1	33%	3
AZALEALAND NURSING HOME		3			3
Kroger 186 - The Little Clinic Holiday Manor		2	1	33%	3
CVS MO10053POCT SAINT PETERS		3			3
Hunterdon Medical Center Laboratory		3			3
BROOKDALE LAKE MARY			3	100%	3
CAPTIAL REGIONAL MEDICAL CENTER			3	100%	3
ORLANDO FAMILY PHYSICIANS INC			3	100%	3
CVS PHARMACY INC DBA CVS/PHARMACY #10908		3			3
UHEALTH JACKSON URGENT CARE - CUTLER BAY		1	2	67%	3
WEST COCOA PHARMACY			3	100%	3
CANOPY PEDIATRICS		3			3
SUNCOAST COMMUNITY HEALTH CENTERS INC		2	1	33%	3
FAMILY FIRST PEDIATRICS			3	100%	3
NOVANT HEALTH PRESBYTERIAN		2	1	33%	3
PANCARE HEALTH - FRANKLIN CO			3	100%	3
BROOME COUNTY HEALTH DEPARTMENT		2	1	33%	3
BOLING, STEPHANIE		3			3
HEALTHQUEST, INC		2	1	33%	3
WINDSOR AT OCALA		2	1	33%	3
ADVENTHEALTH SEBRING- INFECTION CONTROL DEPARTMENT			3	100%	3
KISSIMMEE URGENT CARE		3			3
OPP HEALTH AND REHABILITATION		3			3
MINNEOLA PLACE A HOMEBRIDGE COMMUNITY		3			3
Kennedy University Hospital -Wash Twp L		3			3
CVS MO8555POCT KANSAS CITY		3			3
CLARA MAASS TRANSITIONAL CARE UNIT		3			3
HALIFAX HEALTH CARE FOR WOMEN		3			3
LEE MEMORIAL HOSPITAL BLOOD GAS LAB			3	100%	3

COVID-19: testing by laboratory

Data through Mar 15, 2021 verified as of Mar 16, 2021 at 09:25 AM

Data in this report are provisional and subject to change.

The numbers in the table below represent the number of Florida and non-Florida residents for whom test results were received by the Department of Health. A person can be tested by more than one laboratory and can have both positive and negative results. **Therefore, the sum of the numbers in each column will be larger than the total number of people tested.**

Reporting lab	Inconclusive	Negative	Positive	Percent positive	Total
LEXINGTON MEDICAL CENTER		1	2	67%	3
PATIENT FIRST - ALLENTOWN			3	100%	3
CGH MEDICAL CENTER			3	100%	3
IOWA DEPARTMENT OF PUBLIC HEALTH			3	100%	3
ST. PETERSBURG PEDIATRICS- 38TH AVENUE			3	100%	3
SOFTLAB			3	100%	3
CVS MO4850POCT SPRINGFIELD		3			3
AKRON GENERAL MEDICAL CENTER MAIN		3			3
ST JOSEPH'S HOSPITAL NORTH LABORATORY			3	100%	3
WALGREENS #07502		3			3
ALOHA HOME CARE LLC DBA ACCENTCARE HOME HEALTH OF		3			3
IMMERSION RESIDENTIAL LLC			3	100%	3
VELOCITY CARE			3	100%	3
PINELLAS PARK HEALTH CENTER - PINELLAS CHD		1	2	67%	3
INTERNAL MEDICINE AND WOUND CARE SPECIALIST LLC		3			3
MEDIC INFUSION PA		3			3
MEDEXPRESS URGENT CARE - WILKES BARRE		2	1	33%	3
PUBLIC HEALTH TRUST OF MIAMI DADE COUNTY			3	100%	3
FLORIDA MENTOR-POINT WEST CLUSTER		3			3
DEPARTMENT OF HEALTH AND HUMAN SERVICES DIVISION OF BEHAVIORAL HEALTH		1	2	67%	3
WEST TN HEALTH MED NORTH		3			3
GONZALEZ MD AND ASWAD MD HEALTH SERVICES			3	100%	3
24TH WEAPONS OF MASS DESTRUCTION - CIVIL SUPPORT		3			3
CVS MA1006POCT BROCKTON		3			3
INTERCOASTAL FAMILY PRATICE		1	2	67%	3
NORTHWEST FLORIDA CLINICAL LAB		1	2	67%	3
MEDEXPRESS URGENT CARE-CHIPPEWA		2	1	33%	3
CVS IN7653POCT EVANSVILLE		2	1	33%	3
NEW YORK PHYSICIANS LLP		3			3
CLINICAL CARE CENTER, INC			3	100%	3
SOFTCELL L-FORM LABORATORIES, LLC			3	100%	3
CVS CA9721POCT ARCADIA		3			3
GENDERXPRESS/PICTURE ME PERFECT IMAGING			3	100%	3
GYN PATH SERVICES			3	100%	3
QHG OF ENTERPRISE INC (DBA MEDICAL CTR		3			3
LAHEY CLINIC MEDICAL CENTER			3	100%	3
WELLMED AT APOLLO BEACH BLVD		1	2	67%	3
LEE CONVENIENT CARE AT SUMMERLIN			3	100%	3
LEESBURG REGIONAL MEDICAL CENTER URGENT CARE			3	100%	3
MPG JACKSONVILLE ATLANTIC BLVD		1	2	67%	3
CVS MINUTE CLINIC DIAGNOSTIC MED GRP		3			3
Maryfield Inc. dba Pennybyrn		3			3
MONTEFIORE MEDICAL CENTER LABS MONTEFIORE		2	1	33%	3
SKIPPACK MEDICAL LAB			3	100%	3
WELLMED AT FORT PIERCE		1	2	67%	3
MURFREESBORO MEDICAL CLINIC		3			3
ADVANCED HEART CARE OF SOUTH FLORIDA		3			3

COVID-19: testing by laboratory

Data through Mar 15, 2021 verified as of Mar 16, 2021 at 09:25 AM

Data in this report are provisional and subject to change.

The numbers in the table below represent the number of Florida and non-Florida residents for whom test results were received by the Department of Health. A person can be tested by more than one laboratory and can have both positive and negative results. **Therefore, the sum of the numbers in each column will be larger than the total number of people tested.**

Reporting lab	Inconclusive	Negative	Positive	Percent positive	Total
ORLANDO AIRPORT DIALYSIS		3			3
INTERNAL MEDICINE & PEDIATRICS WELLNESS CENTER			3	100%	3
NC STATE LABORATORY OF PUBLIC HEALTH		3			3
WYOMING DEPT OF HEALTH			3	100%	3
VIRGINIA DEPARTMENT OF HEALTH DIVISION OF			3	100%	3
MINUTECLINIC LLC #5176			3	100%	3
CVS IL4778POCT EVANSTON		3			3
Good Samaritan Society - Fairfield Glade		3			3
DOCTORS HOSPITAL RENAISSANCE			3	100%	3
BNC Medical Investors, LLC Berrien Nursing & Rehabilitation Center		3			3
MARTHA A PRICE MD PA		1	2	67%	3
QUATRACOR PLLC		3			3
MINUTECLINIC DIAGNOSTIC OF MICHIGAN, P		3			3
Kroger 627 - The Little Clinic Castleberry		2	1	33%	3
SEMINOLE FAMILY HEALTH CENTER		3			3
MINUTE CLINIC LLC #0169		3			3
HOPE HEALTH CARE, LLC		3			3
MIDDLETON PEDIATRICS			3	100%	3
DELAWARE PUBLIC HEALTH LABORATORY		1	2	67%	3
RUSSELL SAGE COLLEGE WELLNESS CENTER		3			3
DEPARTMENT OF HEALTH AND ENVIRONMENTAL CONTROL			3	100%	3
ANN STORCK CENTER INC		3			3
MEDEXPRESS URGENT CARE - WAXAHACHIE, N HIGHWAY 77		1	2	67%	3
CVS NC7548POCT FUQUAY VARINA		2	1	33%	3
URGENT DOC - URGENT CARE CLINIC			3	100%	3
FLAGLER FAMILY MEDICINE PA			3	100%	3
MEDFUSION		2	1	33%	3
CARESPOT-WELLINGTON			3	100%	3
EXCEL URGENT CARE OF NJ, LLC		1	2	67%	3
CENTURY LINK SPORTS COMPLEX			3	100%	3
FLORIDA LABORATORY ANALYSIS, LLC			3	100%	3
CALLE OCHO DIALYSIS			3	100%	3
CVS IN6605POCT INDIANAPOLIS		2	1	33%	3
WHITE EARTH IHS MAIN LAB		3			3
BAYSIDE URGENT CARE CENTER INC			3	100%	3
BAPTIST HOSPITAL NURSING/PATIENT CARE			3	100%	3
SSM HEALTH ST LOUIS MICROBIOLOGY LABORATORY		1	2	67%	3
CVS MN6811POCT PLYMOUTH		3			3
THE OASIS BEACHSIDE		3			3
TIFTON CARECONNECT URGENT CARE			3	100%	3
Kroger 635 - The Little Clinic Dacula		3			3
VA PRIMARY CARE ANNEX			3	100%	3
MINUTECLINIC DIAG OF IND, LLC #6553		3			3
ALLIANCE FOR MULTISPECIALTY RESEARCH		3			3
MINUTECLINIC DIAG OF IND, LLC #6483		1	2	67%	3
QUALITY LABORATORY SERVICE		2	1	33%	3
ENCOMPASS HEALTH REHABILITATION OF ALTAMONTE			3	100%	3

COVID-19: testing by laboratory

Data through Mar 15, 2021 verified as of Mar 16, 2021 at 09:25 AM

Data in this report are provisional and subject to change.

The numbers in the table below represent the number of Florida and non-Florida residents for whom test results were received by the Department of Health. A person can be tested by more than one laboratory and can have both positive and negative results. **Therefore, the sum of the numbers in each column will be larger than the total number of people tested.**

Reporting lab	Inconclusive	Negative	Positive	Percent positive	Total
NORTH BROWARD HOSPITAL DISTRICT HEALTHCARE FOR THE HOMELESS			3	100%	3
SUPER HEALTH PHARMACY LLC		3			3
GARCIA MORALES NELSON			3	100%	3
HARBORCHASE OF STUART			3	100%	3
Bethany Health and Rehab		3			3
UNIVERSITY OF KANSAS MEDICAL CENTER			3	100%	3
MANORCARE NURSING & REHABILITATION CENTER-NAPLES		3			3
CVS OH10893POCT PARMA		2	1	33%	3
CHIPOLA QUICK CARE			3	100%	3
BRENTWOOD SENIOR LIVING AT ST PETE			3	100%	3
SPRING LAKE REHABILITATION CENTER			3	100%	3
CVS IL3163POCT OAK PARK		3			3
APEX CLINICAL LABORATORIES INC		3			3
CVS NC3803POCT MOORESVILLE		3			3
Cleveland Clinic Weston			3	100%	3
FLORIDA GASTROENTEROLOGY ASSOCIATES PA		3			3
BLACKWATER RIVER			3	100%	3
SEWALLS POINT PHARMACY INC		2	1	33%	3
ASPEN VALLEY HOSPITAL			3	100%	3
US SPECIALTY LABS			3	100%	3
CVS OH2486POCT NILES		1	2	67%	3
PHYSICIANS CARE INC		1	2	67%	3
EXPEDIAN URGENT CARE			3	100%	3
AFFORDABLE PRIMARY CARE LLC		3			3
NORTH CAROLINA DEPT OF HEALTH & HUMAN SRVCS STATE LAB OF PUBLIC HEALTH			3	100%	3
SIGNATURE CARE PFLUGERVILLE			3	100%	3
YORK HOSPITAL - LABORATORY			3	100%	3
MOBIL LAB FOR ALL INC		3			3
HOUSTON METHODIST HOSPITAL			3	100%	3
SUNCREST OMNI		3			3
CVS TX5877POCT PEARLAND		3			3
CVS NJ837POCT MARLTON		3			3
CVS AZ5026POCT MESA		3			3
BRADENTON PHYSICIAN MEDICAL CENTER			3	100%	3
CENTRAL DUPAGE HOSPITAL			3	100%	3
CVS IN3975POCT JEFFERSONVILLE		2	1	33%	3
Kroger 522 - The Little Clinic Gahanna		2	1	33%	3
FRESENIUS KIDNEY CARE			3	100%	3
NORTH NAPLES HOSPITAL RESPIRATORY THERAPY DEPARTMENT			3	100%	3
LB Broen Home		3			3
MEDICAL CITY DALLAS HOSPITAL			3	100%	3
THOMAS LANGLEY			3	100%	3
MEDEXPRESS URGENT CARE, CHAMBERSBURG		2	1	33%	3
NHC HealthCare Anniston		3			3
FHPG TAMPA PRIMARY CARE			3	100%	3
NEBRASKA DEPARTMENT OF HEALTH AND HUMAN SERVICES			3	100%	3
SOUTH LAKE FAMILY HEALTH CENTER			3	100%	3

COVID-19: testing by laboratory

Data through Mar 15, 2021 verified as of Mar 16, 2021 at 09:25 AM

Data in this report are provisional and subject to change.

The numbers in the table below represent the number of Florida and non-Florida residents for whom test results were received by the Department of Health. A person can be tested by more than one laboratory and can have both positive and negative results. **Therefore, the sum of the numbers in each column will be larger than the total number of people tested.**

Reporting lab	Inconclusive	Negative	Positive	Percent positive	Total
IAN C BOYKIN MD		2	1	33%	3
AUSTIN PUBLIC HEALTH			3	100%	3
UNIVERSITY OF MICHIGAN		2	1	33%	3
COVENANT PEDIATRICS		1	2	67%	3
MT CARMEL PHARMACY INC		3			3
SCIENTIFIC LABORATORY DIVISION			3	100%	3
CVS NM8918POCT ALBUQUERQUE		3			3
MEDEXPRESS-HOUSTON EAST FWY		1	2	67%	3
MEDEXPRESS URGENT CARE MARTINSBURG		2	1	33%	3
MEDEXPRESS URGENT CARE, HERMITAGE		1	2	67%	3
EXETER HOSPITAL		3			3
SANFORD MOBILE LAB			3	100%	3
ADVENT HEALTH - CENTRAL PASCO ER			3	100%	3
PATHOLOGY REFERENCE LAB LLC			3	100%	3
PARRISH MEDICAL CENTER-WAIVED TESTING		3			3
ADVANCED MEDICAL RESEARCH CENTER LLC			3	100%	3
JUPITER INTERNAL MEDICINE AND ASSOCIATES			3	100%	3
ADVANCED PEDIATRICS			3	100%	3
ALLIANCE LABS @LRMC			3	100%	3
VIRTUA MEMORIAL HOSPITAL BURLINGTON COUNTY		1	2	67%	3
PROPATH			3	100%	3
Rosedale Green		3			3
LOCH HAVEN PEDIATRICS			3	100%	3
WELLSTAR KENNESTONE HOSPITAL			3	100%	3
LIVINGSTON COUNTY DEPT OF HEALTH REPRO			3	100%	3
CVS IL8753POCT CHICAGO		3			3
CENTRAL JERSEY URGENT CARE OF BROWN MI		3			3
HEALGEN SCIENTIFIC			3	100%	3
CROSSVILLE MEDICAL GROUP		1	2	67%	3
NEMOURS CHILDRENS PRIMARY CARE MAITLAND			3	100%	3
BROOKDALE OAKBRIDGE		1	2	67%	3
320 S TRANSIT ST		3			3
CARECENTER PHARMACY, LLC		3			3
ST. LUKE'S HOSPITAL - BETHLEHEM CAMPUS		1	2	67%	3
NYC PUBLIC HEALTH LABS			3	100%	3
ONslow MEMORIAL HOSPITAL LABORATORY		3			3
TUFTS MEDICAL CENTER			3	100%	3
URGENT CARE OF THE SMOKIES			3	100%	3
NORTHERN LIGHT LABORATORY		1	2	67%	3
LAKE SIDE HOSPITAL BELLE GLADE			3	100%	3
PEDIATRICS BY THE SEA JOG RD OFFICE			3	100%	3
VA OUTPATIENT CLINIC-NEW PORT RICHEY			3	100%	3
GO PATH LABORATORIES			3	100%	3
SHANDS AT LAKE SHORE LAB		1	2	67%	3
NORTHCREST MEDICAL CENTER		1	2	67%	3
MEADOWS AT CYPRESS GARDENS, THE		3			3
ESCO DRUG CO INC		3			3

COVID-19: testing by laboratory

Data through Mar 15, 2021 verified as of Mar 16, 2021 at 09:25 AM

Data in this report are provisional and subject to change.

The numbers in the table below represent the number of Florida and non-Florida residents for whom test results were received by the Department of Health. A person can be tested by more than one laboratory and can have both positive and negative results. **Therefore, the sum of the numbers in each column will be larger than the total number of people tested.**

Reporting lab	Inconclusive	Negative	Positive	Percent positive	Total
MINUTECLINIC, LLC (CLINIC 10928)		3			3
WHOLE CHILD PEDIATRICS			3	100%	3
Westside Terrace		3			3
HELIX MEDICAL CENTERS		1	2	67%	3
ELITE PRIMARY CARE OF WAYCROSS			3	100%	3
Village on the Green			3	100%	3
MEDEXPRESS URGENT CARE - RICHMOND, W BROAD ST		3			3
MINUTECLINIC, LLC #05814		3			3
CVS IN6757POCT COLUMBUS		3			3
MEDEXPRESS URGENT CARE - WEST ST PAUL, ROBERT ST S		3			3
ADVENTHEALTH IMAGING LAKE NONA		1	2	67%	3
ACCESS HEALTH CARE		2	1	33%	3
THE PATHOLOGY LABORATORY		1	2	67%	3
TAMPA		1	2	67%	3
CORMEUM LAB SERVICES, LLC			3	100%	3
Englewood Health and Rehab			3	100%	3
LEVY COUNTY DEPT. OF PUBLIC SAFETY		1	2	67%	3
SUN TERRACE HEALTH CARE CENTER			3	100%	3
VILLAGES HEALTH, THE		3			3
BRANDON REGIONAL EMERGENCY CTR			3	100%	3
MEDEXPRESS URGENT CARE - NORTH LITTLE		2	1	33%	3
BAPTIST OUTPATIENT SERVICES			3	100%	3
LINCOLN MEDICAL CENTER		3			3
SCHIFF CENTER FOR LIVER DISEASES		1	2	67%	3
SARASOTA PERSONAL MEDICINE		2	1	33%	3
John Knox Manor Inc II		2	1	33%	3
MARRA'S PHARMACY		3			3
COMMUNICABLE DISEASE CONTROL/PUBLIC HEALTH EMERGENCY PREPAREDNESS			3	100%	3
Bainbridge Health and Rehab		3			3
SOLERA SPECIALTY PHARMACY LLC		2	1	33%	3
DOCTOR 4 U CLINIC		1	2	67%	3
BRIGHAM AND WOMEN'S HOSPITAL			3	100%	3
CORTLAND COUNTY HEALTH DEPARTMENT		3			3
ADVANCED URGENT CARE CENTER OF THE UPPER KEYS		1	2	67%	3
SAVANNAH COVE		3			3
SOUTH MIAMI HOSPITAL			3	100%	3
NORTH SHORE HOSP. INFECTION CONTROL			3	100%	3
HOMELAND CENTER		3			3
MEDEXPRESS URGENT CARE-CLOQUET		3			3
BRITO MEDICAL CENTER		1	2	67%	3
CELEBRATION PRIMARY CARE ASSOCIATES LLC		3			3
LEGACY ER AND URGENT CARE			3	100%	3
BOONES CREEK URGENT CARE		1	2	67%	3
LITTLE SPURS PEDIATRIC URGENT CARE		1	2	67%	3
CLINICAL CARE ASSOCIATES, INC			3	100%	3
MEDICAL CENTER OF THE ROCKIES			3	100%	3
BAYCARE MEDICAL GROUP, INC		3			3

COVID-19: testing by laboratory

Data through Mar 15, 2021 verified as of Mar 16, 2021 at 09:25 AM

Data in this report are provisional and subject to change.

The numbers in the table below represent the number of Florida and non-Florida residents for whom test results were received by the Department of Health. A person can be tested by more than one laboratory and can have both positive and negative results. **Therefore, the sum of the numbers in each column will be larger than the total number of people tested.**

Reporting lab	Inconclusive	Negative	Positive	Percent positive	Total
MINUTECLINIC DIAG OF IND, LLC #5369		2	1	33%	3
MEDEXPRESS URGENT CARE - ANDERSON		3			3
CVS PA5241POCT CHALFONT		3			3
CVS SC5471POCT LEXINGTON		2	1	33%	3
WALGREENS NO 19542		3			3
OPENTRONS PRL		2	1	33%	3
ADVICE FOR OPTIMAL WELLNESS, INC			3	100%	3
CVS GA5637POCT VILLA RICA		3			3
NEWSTAR MEDICAL LABORATORIES		3			3
SMOKY MOUNTAIN URGENT CARE AND FAMILY MEDICINE CENTER			3	100%	3
Kroger 592 - The Little Clinic Alexander Plaza		2	1	33%	3
HEWLETT URGENT CARE, PLLC		3			3
CABELL HUNTINGTON HOSPITAL CLINICAL LAB			3	100%	3
Sears Coastal Nursing and Rehab		3			3
CVS NJ715POCT WAYNE		3			3
COMMUNITY MEDICAL CENTER			3	100%	3
CVS MINUTE CLINIC DIAGNOSTIC MED GRP OF CAL		3			3
RAPID CITY RUGENT CARE			3	100%	3
Kroger 387 - The Little Clinic Hubbards Lane		3			3
NHC HealthCare, Cookeville		3			3
ALABAMA DEPT PUBLIC HEALTH			3	100%	3
MERCY HOSPITAL			3	100%	3
STRINGFELLOW MEMORIAL HOSPITAL		3			3
MEDEXPRESS URGENT CARE-ARLINGTON		2	1	33%	3
SUMMIT MEDICAL GROUP – WEST ORANGE		3			3
CVS SC4122POCT TAYLORS		3			3
ST LUKES HOSPITAL LABORATORY		2	1	33%	3
Fort Gaines Health and Rehab		3			3
PICHARDO CLINIC, THE		1	2	67%	3
DOUGLASVILLE NURSING AND REHABILITATIO		3			3
Kroger 571 - The Little Clinic Hendersonville		1	2	67%	3
BLACK STALLION WALK IN AND EXERCISE CLINICS LLC		1	2	67%	3
OLEAN GENERAL HOSPITAL		3			3
NORTH DAKOTA DEPT OF HEALTH MICROBIOLOGY		1	2	67%	3
CVS OH2518POCT COLUMBUS		2	1	33%	3
MINUTE CLINIC LLC #1909		3			3
CROWNE HEALTH CARE OF FORT PAYNE		2	1	33%	3
YATES COUNTY PUBLIC HEALTH		3			3
SKYLINE UROLOGY		3			3
CVS RI326POCT NORTH SMITHFIELD		3			3
MAYO		1	2	67%	3
SISD EMPLOYEE HEALTH CLINIC			3	100%	3
FAMILY TREE MEDICAL GROUP PA		2	1	33%	3
BEEBE MEDICAL CENTER LABORATORY		3			3
PAUL GRECO MD CONCIERGE MEDICAL SERVICES PL		3			3
TRUE HEALTH – LAKE UNDERHILL		3			3
MEDEXPRESS URGENT CARE- COLUMBIA HEIGH		3			3

COVID-19: testing by laboratory

Data through Mar 15, 2021 verified as of Mar 16, 2021 at 09:25 AM

Data in this report are provisional and subject to change.

The numbers in the table below represent the number of Florida and non-Florida residents for whom test results were received by the Department of Health. A person can be tested by more than one laboratory and can have both positive and negative results. **Therefore, the sum of the numbers in each column will be larger than the total number of people tested.**

Reporting lab	Inconclusive	Negative	Positive	Percent positive	Total
MEDEXPRESS URGENT CARE NORWIN		3			3
GREENTREE MEDICAL CENTER			3	100%	3
VIRGINIA DIVISION OF CONSOLIDATED LABORATORIES			3	100%	3
MARINA ISLE ASSISTED LIVING		3			3
HIALEAH SHORES NURSING AND		2	1	33%	3
GRADY MEMORIAL HOSPITAL/MICRO			3	100%	3
CUMBERLAND MEDICAL CENTER INC		3			3
INSPIRA MEDICAL CENTER VINELAND LAB		2	1	33%	3
CVS KS676POCT LAWRENCE		2	1	33%	3
PREMIER FAMILY AND SPORTS MEDICINE		2	1	33%	3
Walgreens #5984		3			3
MED FUSION			3	100%	3
CVS SC1540POCT MYRTLE BEACH		2	1	33%	3
MENORAH MANOR			3	100%	3
COVANCE CLS			3	100%	3
GREATER MOBILE URGENT CARE – SPRINGHILL			3	100%	3
NONA PEDIATRIC CENTER			3	100%	3
CVS SC7334POCT LEXINGTON		3			3
COASTAL SKIN SURGERY AND DERMATOLOGY PL		3			3
DOCTORS OFFICE OF NEW JERSEY		3			3
MARION COUNTY FIRE RESCUE		3			3
COVID PROCESSING SITE			3	100%	3
CARENOW-ATASCOCITA			3	100%	3
TAMPA INTERNATIONAL AIRPORT			3	100%	3
NEMOURS CHILDRENS PRIMARY CARE HORIZON WEST			3	100%	3
MINUTECLINIC, LLC #05891		2	1	33%	3
SEACOAST PATHOLOGY PROFESSIONAL ASSOC		3			3
CTRS			3	100%	3
OPTUM PRIMARY CARE - SILVER LAKES			3	100%	3
Kroger 448 - The Little Clinic Mason		3			3
OHIO HEALTH DOCTORS HOSPITAL			3	100%	3
FLORIDA HOSPITAL PHYSICIANS GROUP		1	2	67%	3
EAST NAPLES PEDIATRICS			3	100%	3
CVS MA1852POCT MEDWAY		3			3
MANATEE URGENT CARE LLC			3	100%	3
MIDWAY SPECIALTY CARE RX LLC		1	2	67%	3
ROANE MEDICAL CENTER		2	1	33%	3
CVS PA1657POCT YORK		2	1	33%	3
ALLIED PHYSICIANS GROUP PLLC		3			3
HEPATOLOGY DIAGNOSTIC LAB			3	100%	3
MEDEXPRESS URGENT CARE - FORT SMITH		3			3
ADVENTHEALTH MEDICALGROUP PEDIATRICS AT ORLANDO		3			3
REGIONAL MEDICAL CENTER BAYONET POINT			3	100%	3
AMI ST FRANCIS HOSPITAL LABORATORY		2	1	33%	3
UNITY HEALTH AND REHABILITATION CENTER			3	100%	3
LAURELLWOOD NURSING CENTER		1	2	67%	3
LEESBURG COMMUNITY HEALTH CENTERS			3	100%	3

COVID-19: testing by laboratory

Data through Mar 15, 2021 verified as of Mar 16, 2021 at 09:25 AM

Data in this report are provisional and subject to change.

The numbers in the table below represent the number of Florida and non-Florida residents for whom test results were received by the Department of Health. A person can be tested by more than one laboratory and can have both positive and negative results. **Therefore, the sum of the numbers in each column will be larger than the total number of people tested.**

Reporting lab	Inconclusive	Negative	Positive	Percent positive	Total
ADVENT HEALTH MEDICAL GROUP FAMILY MEDICINE			3	100%	3
ESTERO FIRE RESCUE		3			3
Kroger 093 - The Little Clinic Stapleton		2	1	33%	3
VICAR'S LANDING NURSING HOME		2	1	33%	3
HILLVIEW LABORATORY			3	100%	3
CVS PA10034POCT PITTSBURGH		3			3
NASSAU COUNTY HEALTH DEPARTMENT-FERNANDINA BEACH C		3			3
Magnolia Health and Rehab Center			3	100%	3
SUNDALE NURSING HOME		3			3
Medilodge of Montrose		3			3
CVS PA1379POCT LANSDALE		3			3
BROOKDALE SENIOR LIVING			3	100%	3
TREASURE COAST INFECTIOUS DISEASE CONSULTANTS		1	2	67%	3
NDX-CORE LAB			3	100%	3
HEARTLAND - CHARLESTON OF HANAHAN SC,		3			3
RICHMOND CITY DEPARTMENT OF PUBLIC HEALTH			3	100%	3
EAST TENNESSEE CHILDREN'S HOSPITAL		2	1	33%	3
CLEARWATER		2	1	33%	3
FELICIDAD MEDICAL CENTER INC			3	100%	3
FULGENT GENETICS HOUSTON		3			3
PROMPT CARE OF CENTRAL FLORIDA LLC			3	100%	3
MEDEXPRESS URGENT CARE, BELLE VERNON		3			3
BETTERMED URGENT CARE			3	100%	3
Marian Manor, Inc		3			3
PRISMA HEALTH MIDLANDS			3	100%	3
WAL-MART STORES EAST LP		2	1	33%	3
Greystone Health Care Center		3			3
CCRX OF NORTH CAROLINA, LLC		2	1	33%	3
OHIO DEPARTMENT OF HEALTH LABORATORY		2	1	33%	3
Broadview Multi-Care Center		3			3
CLINICA HISPANIA			3	100%	3
GROVES CENTER			3	100%	3
CVS OH4499POCT LYNDHURST		2			2
NORTH OKALOOSA PHYSICIAN GRP - WALK IN CLINIC			2	100%	2
Timber Ridge Health Care Center			2	100%	2
DOWN HOME MEDICAL			2	100%	2
CITRUS HEALTH NETWORK INC			2	100%	2
MEDEXPRESS URGENT CARE - LAWRENCE		2			2
CVS PA4000POCT INDIANA		2			2
MEDEXPRESS URGENT CARE - WOODBURY			2	100%	2
POINT OF CARE PRIVATE HEALTH MANAGEMENT			2	100%	2
ASCENSION ST MICHAEL'S HOSPITAL LAB		1	1	50%	2
MEDEXPRESS URGENT CARE - LINCOLN VILLA		2			2
ADVENTHEALTH MEDICAL GROUP COMMUNITY MEDICINE		1	1	50%	2
HELEN HAYES HOSPITAL LABORATORY		2			2
MED-LAKE LABORATORY, LLC			2	100%	2
CVS SC7567POCT BOILING SPRINGS		1	1	50%	2

COVID-19: testing by laboratory

Data through Mar 15, 2021 verified as of Mar 16, 2021 at 09:25 AM

Data in this report are provisional and subject to change.

The numbers in the table below represent the number of Florida and non-Florida residents for whom test results were received by the Department of Health. A person can be tested by more than one laboratory and can have both positive and negative results. **Therefore, the sum of the numbers in each column will be larger than the total number of people tested.**

Reporting lab	Inconclusive	Negative	Positive	Percent positive	Total
CHAPPEL GROUP RESEARCH, THE		2			2
MORRISTOWN MEMORIAL HOSPITAL		2			2
BMC/JACSONVILLE		1	1	50%	2
ST. JOSEPH REGIONAL MEDICAL CENTER			2	100%	2
GENETIC ASSAYS INC			2	100%	2
UNIVERSITY HEALTH SERVICES RIVER CAMPUS		2			2
BIONIC TECHNOLOGIES CORPORATION			2	100%	2
CVS IL1170POCT JOLIET		2			2
CVS TX7603POCT SAGINAW		2			2
CVS M08581POCT BLUE SPRINGS		1	1	50%	2
ILLINOIS DEPT OF PUBLIC HEALTH LABS			2	100%	2
MEDEXPRESS URGENT CARE - ROSS TOWNSHIP		2			2
NEBRASKA MEDICAL CENTER			2	100%	2
UT AUSTIN UNIVERSITY HEALTH SERVICES			2	100%	2
Iowa Veterans Home		2			2
Kroger 519 - The Little Clinic Georgesville Square		2			2
Cortland Acres Association		2			2
SWEDISH COVENANT HOSPITAL			2	100%	2
COASTAL MEDICAL LAB			2	100%	2
FLORIDA MEDICAL CLINIC, LLC			2	100%	2
MISSION HOSPITAL REGIONAL MEDICAL CENTER			2	100%	2
Kroger 667 - The Little Clinic Litchfield Park		2			2
CVS IN6572POCT INDIANAPOLIS		2			2
TRUE HEALTH INC			2	100%	2
MINUTECLINIC DIAGNOSTIC OF NEVADA-9586		1	1	50%	2
SUNBRIDGE CARE & REHAB FOR DECATUR		2			2
Cottage of the Shoals		2			2
SUNSHINE PHARMACY		2			2
CVS PA7132POCT THORNDALE		2			2
DESERT HOSPITAL/CPHU CLINICAL LABORATORY			2	100%	2
Piney Grove Nursing and Rehabilitation Center		2			2
UMHC HOLLYWOOD LABORATORY			2	100%	2
NEIGHBORCARE PHARMACY SERVICES		2			2
CVS NJ2508POCT MANALAPAN		2			2
INSPIRIT SENIOR LIVING			2	100%	2
CVS M05724POCT KANSAS CITY		2			2
Church Creek SNF			2	100%	2
FIRST CHOICE MEDICAL PC			2	100%	2
PEACEHEALTH CENTRAL		2			2
LINIL VISITING NURSES, INC		2			2
IN AND OUT URGENT CARE			2	100%	2
GRANDVIEW COLLEGE STUDENT HEALTH CENTE		2			2
CATSKILL REGIONAL MEDICAL CENTER		2			2
CROSSROADS			2	100%	2
JUST BELIEVE RECOVERY CENTER			2	100%	2
DALLAS BAPTIST UNIVERSITY - HEALTH SERVICES			2	100%	2
HCR MANOR CARE SERVICES OF FLORIDA III INC		2			2

COVID-19: testing by laboratory

Data through Mar 15, 2021 verified as of Mar 16, 2021 at 09:25 AM

Data in this report are provisional and subject to change.

The numbers in the table below represent the number of Florida and non-Florida residents for whom test results were received by the Department of Health. A person can be tested by more than one laboratory and can have both positive and negative results. **Therefore, the sum of the numbers in each column will be larger than the total number of people tested.**

Reporting lab	Inconclusive	Negative	Positive	Percent positive	Total
MINUTECLINIC LLC (2335)		1	1	50%	2
Life Care Center of Elyria		2			2
RIVERSIDE METHODIST HOSPITAL LAB			2	100%	2
CVS AZ33POCT TEMPE		2			2
SHORE MEDICAL CENTER		2			2
CVS TX7156POCT RICHARDSON		2			2
ADVANTA ANALYTICAL LABORATORIES			2	100%	2
POMERENE HOSPITAL			2	100%	2
BD MEDICAL SYSTEMS			2	100%	2
JBSA-SAM HOUSTON			2	100%	2
BELLIN HOSPITAL			2	100%	2
Essex Center for Rehabilitation and Healthcare		2			2
INTERMOUNTAIN MEDICAL CENTER			2	100%	2
FLORIDA SCHOOL FOR THE DEAF & BLIND			2	100%	2
BAYLOR COLLEGE OF MEDICINE			2	100%	2
CQUENTIA NGS, LLC			2	100%	2
MEDEXPRESS URGENT CARE - TOPEKA, SW WANAMAKER RD		2			2
ACCESS MEDICAL GROUP OF FLORIDA CITY			2	100%	2
WURLAND NURSING AND REHABILITATION, L		2			2
THE DOCTOR'S OFFICE OF WEST CALDWELL		2			2
CVS NV8784POCT LAS VEGAS		1	1	50%	2
CHEROKEE COUNTY HEALTH AND REHAB CENTER		2			2
MAJESTIC GUARDIANS			2	100%	2
HUMILITY OF MARY HEALTH PARTNERS			2	100%	2
CONCENTRA - PLANT CITY		2			2
YOUTH AND YOU, INC		2			2
STARR CITY OF ROMA COMMUNITY CENTER			2	100%	2
KEY WEST HMA PHYSICIAN MANAGEMENT, LLC			2	100%	2
Kroger 020 - The Little Clinic Wheat Ridge		2			2
DURAND SENIOR CARE & REHAB CENTER		2			2
Kroger 426 - The Little Clinic Suwanee		2			2
CSS- TWELVE OAKS			2	100%	2
Kroger 549 - The Little Clinic Clinton Highway		2			2
MEDEXPRESS URGENT CARE - BRIDGEVILLE		2			2
LEGACY LABORATORY SERVICES			2	100%	2
SINAI POST ACUTE NURSING AND REHAB CE		2			2
DELRAY BEACH HEALTH CENTER			2	100%	2
DOCTORS CARE OF PALM COAST			2	100%	2
ADVENTHEALTH MEDICAL GROUP FAMILY AND INTERNAL		1	1	50%	2
Greystone Nursing and Rehab, LLC			2	100%	2
JEFFERSON WASHINGTON TOWNSHIP HOSPITAL		2			2
AFC/DOCTORS EXPRESS NORTH BERGEN		2			2
REMEDY URGENT CLINIC		1	1	50%	2
CVS MA1945POCT HANOVER		2			2
VALLEY BAPTIST MEDICAL CENTER: BROWNSVILLE			2	100%	2
MOBILE COUNTY HEALTH DEPARTMENT		1	1	50%	2
GINKGO-IXLAYER		2			2

COVID-19: testing by laboratory

Data through Mar 15, 2021 verified as of Mar 16, 2021 at 09:25 AM

Data in this report are provisional and subject to change.

The numbers in the table below represent the number of Florida and non-Florida residents for whom test results were received by the Department of Health. A person can be tested by more than one laboratory and can have both positive and negative results. **Therefore, the sum of the numbers in each column will be larger than the total number of people tested.**

Reporting lab	Inconclusive	Negative	Positive	Percent positive	Total
ACCESS MEDICAL GROUP OF TAMPA II, INC		2			2
WELLNESS MEDICAL CLINIC			2	100%	2
Walgreens #10207		2			2
EASTSIDE SPORTS COMPLEX			2	100%	2
U OF MIAMI MILLER SCHOOL OF MEDICINE			2	100%	2
MINUTECLINIC, LLC, DBA MINUTECLINIC #4		2			2
STUART SURGERY CENTER, LLC			2	100%	2
LABCORP OF AMERICA HOLDINGS		1	1	50%	2
DALLAS VA MEDICAL CENTER - VA NORTH TEXAS HEALTH CARE SYSTEM			2	100%	2
NEMOURS CHILDRENS PRIMARY CARE			2	100%	2
MEDLOGIC, LLC		2			2
MINUTECLINIC DIAGNOSTIC OF OHIO #5060		2			2
RAPID URGENT CARE - ALBANY			2	100%	2
WARE EXPRESS CARE			2	100%	2
SOUTHSIDE FAMILY MEDICAL		2			2
Birchaven		2			2
THE EDGEWATER AND WATERMAN VILLAGE			2	100%	2
BIOMAT USA			2	100%	2
SOUTHERN TENNESSEE MEDICAL CENTER			2	100%	2
CVS OH4300POCT STRONGSVILLE		2			2
BAYSTATE MEDICAL CENTER		1	1	50%	2
JACKSONVILLE VA OPC			2	100%	2
TENNESSEE VALLEY HCS			2	100%	2
MEDEXPRESS URGENT CARE, LANCASTER WEST		1	1	50%	2
CARE ATC SUN HYDRAULICS TALLAVAST			2	100%	2
HAILE MEDICAL GROUP PA		2			2
AZALEA HEALTH AND REHABILITATION		2			2
Kroger 130 - The Little Clinic Colorado Springs		2			2
Crowne Health Care of Greenville		2			2
Garden Isle Healthcare and Rehabilitation Center		2			2
PM PEDIATRICS OF BAYSIDE, PLLC - MANHASSET		2			2
INA		1	1	50%	2
Kroger 647 - The Little Clinic Newnan Crossings		1	1	50%	2
MIDDLEBURG PEDIATRICS			2	100%	2
REGIONS HOSPITAL LABORATORY			2	100%	2
HERNANDO CHILDREN'S			2	100%	2
FLORIDA MENTOR FAULKNER GROUP HOME			2	100%	2
HEALTH GROUP CENTER INC			2	100%	2
RAJ K PAI MD PA			2	100%	2
MILFORD REGIONAL HOSPITAL			2	100%	2
PALOS COMMUNITY HOSPITAL LABORATORY			2	100%	2
CVS PHARMACY			2	100%	2
Kroger 853 - The Little Clinic East Broad Street		2			2
SHELBYVILLE HOSPITAL COMPANY		2			2
MOORE CLINICAL RESEARCH INC			2	100%	2
DELRAY BEACH HEALTH DEPT LAB			2	100%	2
CVS OH6185POCT PICKERINGTON		2			2

COVID-19: testing by laboratory

Data through Mar 15, 2021 verified as of Mar 16, 2021 at 09:25 AM

Data in this report are provisional and subject to change.

The numbers in the table below represent the number of Florida and non-Florida residents for whom test results were received by the Department of Health. A person can be tested by more than one laboratory and can have both positive and negative results. **Therefore, the sum of the numbers in each column will be larger than the total number of people tested.**

Reporting lab	Inconclusive	Negative	Positive	Percent positive	Total
ALVERNO CLINICAL LABORATORIES			2	100%	2
DUKE HEALTH REGIONAL HOSPITAL			2	100%	2
Kroger 619 - The Little Clinic Hendersonville Indian Lake		2			2
Manor At Perrysburg		2			2
COOPER CLINIC			2	100%	2
HPH HOME CARE		1	1	50%	2
US LABS		2			2
AMERICAN MEDICAL LABORATORIES			2	100%	2
CHIEFLAND MEDICAL CENTER LLC			2	100%	2
GOLISANO PEDIATRICS PORT CHARLOTTE HARBOR		2			2
ASSOCIATES IN UROGYNECOLOGY MD LLC		2			2
MEASE COUNTRYSIDE HOSPITAL CARDIAC REH			2	100%	2
Covington Care Nursing and Rehabilitation		2			2
INSPIRE HEALTHCARE CENTER			2	100%	2
ROBERTS WESLEYAN COLLEGE HEALTH CENTE		2			2
WEAKLEY COUNTY REHAB AND NURSING CENTER		2			2
BAYLOR SCOTT & WHITE COMPREHENSIVE WOUND			2	100%	2
APC PEDIATRICS			2	100%	2
WESTMINSTER SUNCOAST			2	100%	2
MEDEXPRESS URGENT CARE - CEDAR KNOLLS		2			2
MEDSTAR HARBOR HOSPITAL			2	100%	2
EMERALD TRACE		2			2
FEDERAL CORRECTIONAL INSTITUTION MARIANNA			2	100%	2
PTC LABORATORIES			2	100%	2
MEDEXPRESS URGENT CARE - BROOKHAVEN		2			2
87TH MEDICAL GROUP – MCGUIRE AMBULATORY CARE FACILITY		2			2
Delaware Court Healthcare Center		2			2
CVS IL8750POCT CHICAGO		1	1	50%	2
FIRST PREVENTION AND DIALYSIS CENTER LLC			2	100%	2
MINUTE CLINIC DIAGNOSTIC OF VIRGINIA, LLC #6292		2			2
CVS SC2497POCT LEXINGTON		2			2
Kroger 739 - The Little Clinic La Grange Road		2			2
RICHICHI FAMILY HEALTH			2	100%	2
CVS TX3292POCT WYLIE		2			2
Kroger 672 - The Little Clinic Bill Kennedy & Glenwood		2			2
FKC AMELIA ISLAND DIALYSIS			2	100%	2
BIOHEALTH MEDICAL LAB INC			2	100%	2
UTMB PATHOLOGY CLINICAL SERVICES LABORATORY			2	100%	2
FLORIDA PRIMARY CARE CENTER PA		2			2
CVS PA7611POCT ALLISON PARK		2			2
ADVANCED MEDICAL OF FLORIDA			2	100%	2
Good Samaritan Society-Blackduck		1	1	50%	2
ADVANCE FAMILY PRACTICE LLC□			2	100%	2
Kroger 412 - The Little Clinic Oxford		2			2
PPD CLINICAL RESEARCH UNIT			2	100%	2
UHEALTH CORAL SPRINGS			2	100%	2
MOUNT SINAI AVENTURA DIAGNOSTIC CENTER			2	100%	2

COVID-19: testing by laboratory

Data through Mar 15, 2021 verified as of Mar 16, 2021 at 09:25 AM

Data in this report are provisional and subject to change.

The numbers in the table below represent the number of Florida and non-Florida residents for whom test results were received by the Department of Health. A person can be tested by more than one laboratory and can have both positive and negative results. **Therefore, the sum of the numbers in each column will be larger than the total number of people tested.**

Reporting lab	Inconclusive	Negative	Positive	Percent positive	Total
UNIVERSITY COMMUNITY HEALTH SERVICES		1	1	50%	2
STAGES OF LIFE MEDICAL INSTITUTE			2	100%	2
KIVA AT MOUNT DORA			2	100%	2
BUFFALO CROSSINGS HEALTHCARE AND REHABILITATION CENTER			2	100%	2
HEALTH PARTNERS REGIONAL HOSPITAL			2	100%	2
MEASE MANOR MEMORY CARE		2			2
NEMOURS CHILDREN'S URGENT CARE LAKE NONA			2	100%	2
CVS MA2401POCT MARSHFIELD		2			2
OAKBRIDGE TERRACE AT SAE			2	100%	2
Cedar Valley Nursing & Rehab Center		2			2
NEMOURS CHILDREN'S PRIMARY CARE OF VERO BEACH			2	100%	2
SAFE PMC		2			2
TENNESSEE DEPARTMENT OF HEALTH (TDH) - REGIONAL LABORATORY			2	100%	2
ORMOND BEACH URGENT CARE			2	100%	2
THE WINDSOR ORTEGA		2			2
MINUTE CLINIC DIAGNOSTIC OF KANSAS PA		2			2
PINARD HOME HEALTH SERVICES INC			2	100%	2
MID-FLORIDA PATHOLOGY LLC - MOBILE UNIT # 3			2	100%	2
COMMUNITY HEALTH CENTERS OF PINELLAS, INC			2	100%	2
Huntington Health Care and Rehabilitation Center		2			2
Walgreens #9278		2			2
HOME CARE PHARMACY OF PALM COAST INC		2			2
NATIONWIDE LABORATORY SERVICES		1	1	50%	2
JULIE STAATS DO		2			2
VAULT HEALTH			2	100%	2
MEMORIAL HEALTH UNIVERSITY MEDICAL CENTER			2	100%	2
FLORIDA CLINICAL LABORATORY INC			2	100%	2
CLINICAL CARE INC			2	100%	2
EXPRESS CARE OF THE SHOALS		1	1	50%	2
STARR COUNTY MEMORIAL HOSPITAL			2	100%	2
Luther Acres Manor		2			2
PALM BAY COMMUNITY OUTPATIENT CLINIC		2			2
PRIMARY HEALTH CARE ASSOCIATES INC			2	100%	2
CARESPOT URGENT CARE		1	1	50%	2
MEDEXPRESS URGENT CARE - SOUTH CHARLESTON		2			2
MEDEXPRESS URGENT CARE - WEXFORD		2			2
IMA MEDICAL CENTER OF OVIEDO			2	100%	2
WALGREENS #06583		2			2
SANTA ROSA COUNTY HEALTH DEPARTMENT			2	100%	2
LAKEVIEW HEALTH CARE SYSTEM LLC			2	100%	2
CVS CA9606POCT TEMECULA		2			2
Macon Valley Nursing and Rehabilitation Center		2			2
ATLAS GENOMICS			2	100%	2
ALL PEDIATRIC CARE PA			2	100%	2
ST JOSEPH'S HOSPITAL INC			2	100%	2
GEISINGER MEDICAL CENTER		2			2
WillowBrooke Court at Southampton Estates		2			2

COVID-19: testing by laboratory

Data through Mar 15, 2021 verified as of Mar 16, 2021 at 09:25 AM

Data in this report are provisional and subject to change.

The numbers in the table below represent the number of Florida and non-Florida residents for whom test results were received by the Department of Health. A person can be tested by more than one laboratory and can have both positive and negative results. **Therefore, the sum of the numbers in each column will be larger than the total number of people tested.**

Reporting lab	Inconclusive	Negative	Positive	Percent positive	Total
STANFORD HEALTH CARE ANATOMIC PATHOLOGY & CLINICAL LAB			2	100%	2
MD NOW URGENT CARE CENTER INC.			2	100%	2
SACRED HEART HEALTH SYSTEMS INC			2	100%	2
BLUEWATER TOXICOLOGY			2	100%	2
WALKONCLINIC			2	100%	2
METHODIST MANSFIELD MEDICAL CENTER			2	100%	2
BERNHARDT LABORATORIES INC			2	100%	2
BAPTIST HOSPITAL OF MIAMI MCI BROWARD LABORATORY			2	100%	2
GULF COAST REGIONAL MEDICAL CARE		2			2
Georgiana Health and Rehabilitation, LLC		2			2
SHELL POINT HOME HEALTH			2	100%	2
NORTHSIDE FAMILY MEDICINE AND URGENT CARE (EAST COBB)		2			2
ASCENSION ST VINCENT'S RIVERSIDE			2	100%	2
THOMASVILLE REGIONAL MEDICAL CENTER		2			2
FLORIDA DEPARTMENT OF HEALTH IN LEE COUNTY		1	1	50%	2
TWIN LAKES REHAB & HEALTHCARE		2			2
LAKE BALDWIN			2	100%	2
SPRINGFIELD HOSPITAL LABORATORY			2	100%	2
CROSSROADS URGENT CARE DBA URGENT TEA		2			2
MAURY REGIONAL MEDICAL CENTER		2			2
FLAGLER PROFESSIONAL HEALTH CAE SERVICES INC		2			2
JUPITER PEDIATRIC ASSOCIATES, PA		1	1	50%	2
CHARLOTTE COUNTY HEALTH DEPARTMENT			2	100%	2
PRIMARY CARE SERVICES AT EDGEWATER		2			2
VA CBOC			2	100%	2
MEMORIAL HERMANN HOSPITAL			2	100%	2
AGILE URGENT CARE			2	100%	2
CHILDREN'S MEDICAL CENTER-EAST ORLANDO			2	100%	2
INTERNAL MEDICINE SPECIALISTS MEDICAL GROUP, PA		2			2
CRUC CMCH-COVID-19		2			2
RRMC CREEKSIDE LAB		2			2
MEDEXPRESS URGENT CARE - CONWAY		2			2
WISCONSIN STATE LABORATORY OF HYGIENE		1	1	50%	2
SARASOTA MEMORIAL MEDICAL URGENT CARE CENTER			2	100%	2
FLORIDA DEPARTMENT OF HEALTH IN ESCAMBIA COUNTY		1	1	50%	2
STATCARE URGENT AND WALK-IN			2	100%	2
MARCO ISLAND MEDICAL CENTER			2	100%	2
MIDDLE TENN MENTAL HEALTH INSTITUTE		2			2
BAY CORRECTIONAL AND REHABILITATION FACILITY			2	100%	2
LILY PHARMACY		2			2
DELAWARE DIAGNOSTICS LABS			2	100%	2
Kroger 441 - The Little Clinic Middletown		2			2
POPLAR HEALTHCARE			2	100%	2
MASSACHUSETTS DEPARTMENT OF HEALTH			2	100%	2
CVS TX8322POCT AUSTIN		2			2
GRACE HEALTHCARE OF LAKE WALES		1	1	50%	2
MANATEE MEMORIAL HOSPITAL CLINICAL LABORATORY			2	100%	2

COVID-19: testing by laboratory

Data through Mar 15, 2021 verified as of Mar 16, 2021 at 09:25 AM

Data in this report are provisional and subject to change.

The numbers in the table below represent the number of Florida and non-Florida residents for whom test results were received by the Department of Health. A person can be tested by more than one laboratory and can have both positive and negative results. **Therefore, the sum of the numbers in each column will be larger than the total number of people tested.**

Reporting lab	Inconclusive	Negative	Positive	Percent positive	Total
UNIVERSITY OF MIAMI SCCC RESEARCH LABORATORY			2	100%	2
MARLBORO URGENT CARE		2			2
CVS MA957POCT WEST SPRINGFIELD		2			2
WALGREENS #13605		2			2
PALMS OF FT MYERS,THE			2	100%	2
NEMOURS CHILDREN'S PRIMARY CARE THE VILLAGES		2			2
MINUTECLINIC DIAGNOSTIC OF OHIO #6192		2			2
MELBOURNE URGENT CARE			2	100%	2
CVS TX7288POCT DALLAS		2			2
ATVIVO LLC		2			2
WARD MEMORIAL HOSPITAL		2			2
COUNTRY COTTAGE		2			2
Kroger 745 - The Little Clinic Somerset		2			2
GOUVERNEUR HOSPITAL LABORATORY		2			2
CROSSTOWN PHARMACY		2			2
ACCESS LABORATORIES LLC			2	100%	2
LACORP		1	1	50%	2
Jackson Health Care Facility			2	100%	2
MD NOW URGENT CARE MEDICAL CENTERS INC			2	100%	2
GERM BUSTERS 911 LLC			2	100%	2
VETERANS AFFAIRS MEDICAL CENTER - GREATER LOS ANGELES			2	100%	2
EAST SIDE CLINICAL LABORATORY		1	1	50%	2
CHNJ		2			2
Granville Center	1	1			2
VIRGINIA DEPT OF HEALTH OFFICE OF EPIDEMIOLOGY			2	100%	2
SUMMIT URGENT CARE PS			2	100%	2
MAJESTIC OAKS			2	100%	2
METROHEALTH SYSTEM			2	100%	2
SHERIDAN AT HOBE SOUND, THE			2	100%	2
AUSTIN REGIONAL CLINIC MICROBIOLOGY LAB			2	100%	2
CLEVELAND CLINIC IMAGING			2	100%	2
MEDERI CARETENDERS		1	1	50%	2
SCIENTIFIC LABORATORY COMPANY		2			2
BAPTIST HEALTHCARE - LAKEVIEW CENTER INC		2			2
WELL HEALTH LABS			2	100%	2
ASPIRUS RIVERVIEW HOSPITAL & CLINICS INC		1	1	50%	2
MINUTECLINIC DIAG OF IND, LLC #6250		2			2
PALM CITY NURSING AND REHAB CENTER			2	100%	2
OAKMONT WEST- GREENVILLE SC		2			2
VALUE DRUGS GREENLAWN INC		2			2
SOUTH DAKOTA DEPARTMENT OF HEALTH		2			2
CLEAR LAKE REGIONAL MEDICAL CENTER			2	100%	2
CVS TX2876POCT PROSPER		2			2
ADVENT HEALTH CENTRAL TEXAS		1	1	50%	2
SCDHEC BUREAU OF LABORATORIES			2	100%	2
UNITED MEMORIAL MEDICAL CENTER			2	100%	2
NORTH MCALLEN PEDIATRIC CENTER			2	100%	2

COVID-19: testing by laboratory

Data through Mar 15, 2021 verified as of Mar 16, 2021 at 09:25 AM

Data in this report are provisional and subject to change.

The numbers in the table below represent the number of Florida and non-Florida residents for whom test results were received by the Department of Health. A person can be tested by more than one laboratory and can have both positive and negative results. **Therefore, the sum of the numbers in each column will be larger than the total number of people tested.**

Reporting lab	Inconclusive	Negative	Positive	Percent positive	Total
ANDERSON COUNTY HOSPITAL			2	100%	2
BAYSHORE MEDICAL CENTER			2	100%	2
UVA HEALTH SYSTEM MEDICAL LABORATORIES			2	100%	2
COMMUNITY HEALTH CENTERS INC			2	100%	2
JACKSON LABORATORY OF GENOMIC MEDICINE		2			2
MEDEXPRESS URGENT CARE - SPRINGDALE, S 40TH STREET		2			2
MAWD PATHOLOGY GROUP			2	100%	2
CVS AZ9290POCT PHOENIX		2			2
UWMC MONTLAKE DEPT OF LAB MED			2	100%	2
SHANDS JACKSONVILLE CLINICAL CENTER		1	1	50%	2
TMH REHABILITATION CENTER		2			2
BFT LAB			2	100%	2
MAGNOLIA MANOR OF COLUMBUS		2			2
LEGACY ER & URGENT CARE - FRISCO WEST			2	100%	2
SOUTHERN SURGICAL ARTS		2			2
UK HEALTHCARE			2	100%	2
CVS CT288POCT BRISTOL		2			2
AHC Forest cove		2			2
CVS OH4301POCT NORTHFIELD		2			2
WALGREENS #05477		2			2
MINUTECLINIC MINUTECLINIC #4978		1	1	50%	2
GULF COAST MEDICAL CENTER RESPIRATORY CARE			2	100%	2
MANASOTA PEDIATRICS			2	100%	2
ATLANTIC DIAGNOSTICS			2	100%	2
RIVERVIEW MEDICAL CLINIC		2			2
PALM COAST DIALYSIS		2			2
WASHINGTON STATE DEPARTMENT OF HEALTH PUBLIC HEALTH LABORATORIES			2	100%	2
WISE HEALTH SYSTEM		1	1	50%	2
BOND COMMUNITY HEALTH CENTER			2	100%	2
PRIMACARE MEDICAL LAKEWOOD			2	100%	2
MEDEXPRESS URGENT CARE - RUNNEMEDE		1	1	50%	2
AUGUSTA HEALTH SKILLED CARE			2	100%	2
MEDEXPRESS URGENT CARE-SALINA, S 9TH ST		2			2
CHI MEMORIAL PRIMARY CARE ASSOCIATES-A		2			2
LIFETIME FAMILY URGENT CARE			2	100%	2
NYU LANGONE HUNTINGTON MEDICAL GROUP		2			2
PARKRIDGE MEDICAL CENTER			2	100%	2
CHESTERFIELD HEALTHCARE GROUP, INC		2			2
ADVENTHEALTH IMAGING PARTIN SETTLEMENT			2	100%	2
CAREWELL JW - WORCESTER LNC			2	100%	2
GIGI WOOD DAVIS DO-FAMILY MEDICINE		2			2
Crowne Health Care of Mobile		2			2
QUEST DIAGNOSTICS INCORPORATED			2	100%	2
CVS IL7017POCT BLOOMINGTON		2			2
MEDEXPRESS URGENT CARE - MARTINSVILLE		2			2
Kroger 477 - The Little Clinic Fort Mitchell		2			2
ST LUKES HOSPITAL			2	100%	2

COVID-19: testing by laboratory

Data through Mar 15, 2021 verified as of Mar 16, 2021 at 09:25 AM

Data in this report are provisional and subject to change.

The numbers in the table below represent the number of Florida and non-Florida residents for whom test results were received by the Department of Health. A person can be tested by more than one laboratory and can have both positive and negative results. **Therefore, the sum of the numbers in each column will be larger than the total number of people tested.**

Reporting lab	Inconclusive	Negative	Positive	Percent positive	Total
CVS NC3514POCT STANLEY		2			2
BAPTIST HOSPITAL PRIMARY CARE GULF BREEZE			2	100%	2
CVS AZ1720POCT QUEEN CREEK		2			2
TEXAS HEALTH CARE			2	100%	2
BEAUFORT MEMORIAL			2	100%	2
FASTCARE LLC			2	100%	2
Alden Des Plaines			2	100%	2
Alden Terrace of McHenry			2	100%	2
MEMORIAL HEALTH SYSTEM		1	1	50%	2
FLORIDA KEYS PED & ADOLES CTR			2	100%	2
NEW YORK CITY CENTRAL COVID			2	100%	2
COMPLETE HEALTH MEDICAL CENTER			2	100%	2
UW HOSPITAL AND CLINICS		1	1	50%	2
WEST COAST PEDIATRICS			2	100%	2
Hartwell Health and Rehabilitation		2			2
PEDIATRICS IN NORTH FLORIDA PA			2	100%	2
RHODE ISLAND DEPARTMENT OF HEALTH LABORATORIES			2	100%	2
HELIX URGENT CARE			2	100%	2
THE CLUB AT BOYNTON BEACH, LLC			2	100%	2
Great Lakes Health Center			2	100%	2
HOLY TRINITY PHARMACY LLC		2			2
Camellia Gardens		2			2
MEDEXPRESS URGENT CARE-SELINGROVE		2			2
CREATIVE HEALTH CENTER			2	100%	2
FAMILY CARE SPECIALISTS OF ORLANDO			2	100%	2
Kroger 409 - The Little Clinic Hebron Marketplace		1	1	50%	2
CVS OH4327POCT PAINESVILLE		2			2
CVS AZ5477POCT SURPRISE		2			2
REELFOOT FAMILY WALK IN CLINIC - TIPT		2			2
ENVOY OF FORK UNION, LLC DBA ENVOY AT THE VILLAGE		2			2
CVS NH2257POCT MANCHESTER		2			2
SKR MEDICAL ADVISORS		2			2
Tidelands Health Rehabilitation Hospital			2	100%	2
Walgreens #19019		2			2
CIMA MEDICAL CENTER		1	1	50%	2
Lake Charles Healthcare LLC dba Landmark Lake Charles			2	100%	2
UNIVERSITY OF MISSOURI HEALTH CARE			2	100%	2
CARELINE PHARMACY AND HEALTHCARE SERVICES		1	1	50%	2
Jacob's Creek Nursing and Rehabilitation Center		2			2
RAINY LAKE MEDICAL CENTER			2	100%	2
CATHOLIC HEALTH LABORATORY SERVICES		2			2
Waycross Health and Rehabilitation		2			2
PRECISION CLINICAL RESEARCH			2	100%	2
SOUTH BEND MEDICAL FOUNDATION			2	100%	2
Walgreens #12427		1	1	50%	2
VENICE REGIONAL BAYFRONT HEALTH			2	100%	2
Elba Nursing and Rehabilitation Center, LLC		2			2

COVID-19: testing by laboratory

Data through Mar 15, 2021 verified as of Mar 16, 2021 at 09:25 AM

Data in this report are provisional and subject to change.

The numbers in the table below represent the number of Florida and non-Florida residents for whom test results were received by the Department of Health. A person can be tested by more than one laboratory and can have both positive and negative results. **Therefore, the sum of the numbers in each column will be larger than the total number of people tested.**

Reporting lab	Inconclusive	Negative	Positive	Percent positive	Total
EXCEPTIONAL EMERGENCY CENTER - AMARILLO			2	100%	2
CARTERSVILLE MEDICAL CENTER			2	100%	2
ESCANDON DIAGNOSTIC CLINIC			2	100%	2
MIDWAY PRIMARY CARE LLC		2			2
ROCKEFELLER UNIVERSITY CLINICAL GENOMICS LABORATOR		2			2
ARCPPOINT LABS OF ALTAMONTE SPRINGS			2	100%	2
MOBILE HEALTH LABS LLC			2	100%	2
CVS PA371POCT PHILADELPHIA		2			2
CVS MINUTE CLINIC #5836		2			2
MEDAILLE COLLEGE WELLNESS CENTER		2			2
NAVAL MEDICAL CENTER			2	100%	2
PROSPECT URGENT CARE			2	100%	2
UNIVERSITY OF MARYLAND MEDICAL CENTER			2	100%	2
MEDEXPRESS URGENT CARE - LINCOLN N 26T		2			2
BROOKDALE ALTAMONTE SPRINGS			2	100%	2
CVS GA5622POCT DALLAS		1	1	50%	2
Kroger 328 - The Little Clinic Henderson Road		2			2
STOP URGENT CARE			2	100%	2
RAPID RESULT CORP LLC		1	1	50%	2
FRASER MEMORIAL HOSPITAL		1	1	50%	2
CVS AZ5892POCT LAVEEN		2			2
CITY OF NEW YORK DEPARTMENT OF HEALTH			2	100%	2
ELMHURST MEMORIAL HOSPITAL			2	100%	2
FL DEPT OF HEALTH MARION COUNTY MOBILE HEALTH UNIT			2	100%	2
DEER'S HEAD CENTER		2			2
SARASOTA IMMEDIATE CARE			2	100%	2
WEST FLORIDA MEDICAL ASSOCIATES, PA			2	100%	2
THE HOSPITAL OF PROVIDENCE EMERGENCY ROOM			2	100%	2
EASTERN NIAGARA HOSPITAL		2			2
Manor Care-Kingston Court of York PA, LLC		2			2
SOUTHERN BREEZE HEALTHCARE		1	1	50%	2
HACKENSACK MERIDIAN URGENT CARE, PC		2			2
TMH PHYSICIAN PARTNERS MONTICELLO		1	1	50%	2
SPRINGHILL SENIOR RESIDENCE		2			2
Chatham Nursing and Rehab Center		2			2
UNIVERSTIY OF ILLINOIS HOSPITAL			2	100%	2
ONTARIO COUNTY PUBLIC HEALTH		2			2
Buena Vista Care Center		2			2
The Palms Nursing and Rehabilitation		1	1	50%	2
SOUTHEASTERN INSTITUTE OF RESTORATIVE MEDICINE		1	1	50%	2
MEMORIAL HOSPITAL WEST			2	100%	2
Kroger 127 - The Little Clinic Lakewood-Alameda		2			2
MC DIAGNOSTIC OF CONNECTICUT, PC #252		1	1	50%	2
MEDEXPRESS URGENT CARE- ALLISON PARK		1	1	50%	2
NOVA SOUTHEASTERN UNIVERSITY - STUDENT MEDICAL CTR			2	100%	2
The Grand Rehabilitation & Nursing Utica		2			2
NATIONAL JEWISH HEALTH			2	100%	2

COVID-19: testing by laboratory

Data through Mar 15, 2021 verified as of Mar 16, 2021 at 09:25 AM

Data in this report are provisional and subject to change.

The numbers in the table below represent the number of Florida and non-Florida residents for whom test results were received by the Department of Health. A person can be tested by more than one laboratory and can have both positive and negative results. **Therefore, the sum of the numbers in each column will be larger than the total number of people tested.**

Reporting lab	Inconclusive	Negative	Positive	Percent positive	Total
NEW GEN LABS			2	100%	2
PREVENTIVE HEALTH PARTNERS I L S C		2			2
CITRUS DERMATOLOGY			2	100%	2
University Center East			2	100%	2
CHRISTUS SPOHN HOSPITAL			2	100%	2
BLOSSOMS ASSISTED LIVING 1 LLC			2	100%	2
OAKS OF CLEARWATER, THE		2			2
CLINICAL REFERENCE LABORATORY, INC		2			2
ACCESS CARE MEDICAL GROUP LLC		2			2
THE RIM URGENT CARE			2	100%	2
LONG, SARAH		1	1	50%	2
COBLESKILL REGIONAL HOSPITAL		2			2
St. Luke's Care Center		2			2
CVS MA41POCT TAUNTON		2			2
LOWELL GENERAL HOSPITAL			2	100%	2
SIGNAL DIAGNOSTICS DBA FLOWHEALTH LABS			2	100%	2
CDK LIBERTY ENTERPRISES, LLC		2			2
PRONTO URGENT CARE			2	100%	2
BAYCARE OUTREACH LAB WH SOUTH			2	100%	2
BROOKSVILLE DIALYSIS			2	100%	2
CVS MA920POCT CLINTON		2			2
ONE MEDICAL GROUP		1	1	50%	2
LAB CORP OF AMER SAN DIEGO			2	100%	2
Kroger 596 - The Little Clinic Brentwood		2			2
CVS MA1845POCT WILMINGTON		2			2
CVS TX5807POCT PEARLAND		2			2
HEARTLAND HOME HEALTH CARE		2			2
AHC PARIS		2			2
APPLING NURSING & REHABILITATION PAVIL		2			2
EXCUSED ABSENCE PLLC		2			2
MCLAREN REGIONAL MEDICAL CENTER			2	100%	2
CVS MO5727POCT PLATTE CITY		2			2
INTERNAL MEDICINE ASSOCIATES-DUNELLON			2	100%	2
TWELVE OAKS RECOVERY CENTER			2	100%	2
Bedford Care Center of Hattiesburg		2			2
Kroger 400 - The Little Clinic Hartley Bridge Rd		1	1	50%	2
CENTRAL FLORIDA FAMILY HEALTH CENTER		2			2
ST JOHN'S RIVERSIDE HOSPITAL		2			2
KANSAS CITY VA MEDICAL CENTER			2	100%	2
SKIN WELLNESS PHYSICIANS LLC		2			2
VENETIAN GARDENS		2			2
PARKLAND HEALTH & HOSPITAL			2	100%	2
GULF COAST IMMEDIATE CARE CENTER		1	1	50%	2
First Care Living Center/Essentia Health			2	100%	2
EXCEL URGENT CARE OF PARAMUS LLC		2			2
OMEGA RESEARCH CONSULTANTS			2	100%	2
CVS MO10151POCT SPRINGFIELD		1	1	50%	2

COVID-19: testing by laboratory

Data through Mar 15, 2021 verified as of Mar 16, 2021 at 09:25 AM

Data in this report are provisional and subject to change.

The numbers in the table below represent the number of Florida and non-Florida residents for whom test results were received by the Department of Health. A person can be tested by more than one laboratory and can have both positive and negative results. **Therefore, the sum of the numbers in each column will be larger than the total number of people tested.**

Reporting lab	Inconclusive	Negative	Positive	Percent positive	Total
Holiday Retirement Home			2	100%	2
SPECTRUM HEALTH			2	100%	2
RCA LABORATORY SERVICES LLC			2	100%	2
DRR JMC URGENT CARE DONALD ROSS			2	100%	2
Good Samaritan Society Waukon		2			2
HOCHBERG LOWER SCHOOL		2			2
PHOEBE BERKS HEALTH CARE CENTER		2			2
107TH PLACE GROUP HOME		2			2
CVS AZ10150POCT PHOENIX		2			2
VALLEY MEDICAL LABORATORY			2	100%	2
DNA DIAGNOSTICS CENTER		2			2
HAWAII DEPARTMENT OF HEALTH			2	100%	2
IN & OUT URGENT CARE METAIRIE			2	100%	2
LEXINGTON PLACE			2	100%	2
JRS LABORATORY			2	100%	2
SOMA MEDICAL CENTER PA #3 GREENACRES			2	100%	2
KIDSVILLE PEDIATRICS IV PA		1	1	50%	2
BROOKS -TLC HOSPITAL SYSTEM			2	100%	2
CVS MA2125POCT NATICK		1	1	50%	2
WALGREENS #15495		1	1	50%	2
MAIN STREET MEDICAL CENTERS		2			2
MEDEXPRESS URGEN CARE - EAST BRUNSWICK		2			2
FLORIDA MEDICAL CLINIC CARDIOLOGY-ZH			2	100%	2
FLORIDA MEDICAL CENTER OF CLEARWATER		2			2
RDX BIOSCIENCE INC			2	100%	2
SMITH NORTHVIEW HOSPITAL LAB			2	100%	2
ACN PHYSICIANS GROUP CORP			2	100%	2
CVS MA447POCT NORTHAMPTON		2			2
Providence of Sparta Health and Rehabilitation		2			2
BAPTIST HOSPITAL INTERNAL MEDICINE GULF BREEZE			2	100%	2
PruittHealth Lakehaven		2			2
EXPRESS CARE WALK-IN CLINIC			2	100%	2
MINUTECLINIC DIAGNOSTIC PA #7110		2			2
EVERYBODY'S FAMILY CLINIC		2			2
SWEETWATER NURSING CENTER		2			2
GREEN POINT RX INC DBA ALTRU CHEMISTS		2			2
WE CARE HOME HEALTH SOLUTIONS LLC			2	100%	2
MINUTECLINIC #1773		2			2
Kroger 686 - The Little Clinic Farragut		2			2
MAYO CLINIC COUMADIN CLINIC LABORATORY		1	1	50%	2
MID-FLORIDA HEMATOLOGY AND ONCOLOGY CENTERS		2			2
NORTH MANATEE HEALTH CARE CENTER			2	100%	2
HOLY FAMILY MEDICAL CENTER		1	1	50%	2
SIGNATURE CARE LEWISVILLE-EMERGENCY CENTER		1	1	50%	2
DOCTORS MEDICAL CTR OF WALTON COUNTY			2	100%	2
SOMA MEDICAL CENTER PA #3 PALOMINO			2	100%	2
VITAL CARE CLINIC, LLC			2	100%	2

COVID-19: testing by laboratory

Data through Mar 15, 2021 verified as of Mar 16, 2021 at 09:25 AM

Data in this report are provisional and subject to change.

The numbers in the table below represent the number of Florida and non-Florida residents for whom test results were received by the Department of Health. A person can be tested by more than one laboratory and can have both positive and negative results. **Therefore, the sum of the numbers in each column will be larger than the total number of people tested.**

Reporting lab	Inconclusive	Negative	Positive	Percent positive	Total
NEWTON MEMORIAL HOSPITAL		2			2
PALMETTO FAMILY HEALTH CENTER			2	100%	2
FHCP ASC - ORANGE CITY			2	100%	2
LEHIGH MEDICAL AND RESEARCH CENTER, INC			2	100%	2
PANCARE HEALTH - SNEADS ELEMENTARY			2	100%	2
CVS GA2279POCT SUWANEE		2			2
441 URGENT CARE-MULBERRY			2	100%	2
CVS MA6505POCT NEWTON		2			2
DIVERSE MEDICAL CARE LLC			2	100%	2
ORLANDO HEALTH PHYSICIAN GROUP			2	100%	2
FLORIDA COMMUNITY HEALTH CENTERS, INC.			2	100%	2
PINELLAS CHD - CLEARWATER		1	1	50%	2
NEW BRIDGE MEDICAL CENTER		2			2
BOSTON MEDICAL CENTER			2	100%	2
Colonial Manor Nursing and Rehabilitation Center		2			2
ADVENTIST HINSDALE HOSPITAL LABORATORY			2	100%	2
OCALA REGIONAL KIDNEY CENTER-WEST			2	100%	2
SANFORD REGIONAL HOSPITAL WORTHINGTON		2			2
UHEALTH CARDIOLOGY			2	100%	2
SACRED HEART HOSPITAL ON THE EMERALD			2	100%	2
UNIVERSITY HOSPITAL OF BROOKLYN		2			2
APALACHEE CENTER INC		2			2
DASCENA LAB			2	100%	2
NATHAN LITTAUER HOSPITAL LAB		2			2
BROOKDALE PALM BEACH GARDENS			2	100%	2
MINUTECLINIC DIAGNOSTIC OF OHIO #6139		2			2
NORTH COUNTRY FAMILY HEALTH CENTER INC		2			2
LIFELINK OF FLORIDA		1	1	50%	2
BRENTWOOD AT FORE RANCH			2	100%	2
CONCENTRA - ORLANDO SOUTH II		2			2
BOSTON PUBLIC HEALTH COMMISSION			2	100%	2
TRINITAS REGIONAL MEDICAL CENTER		1	1	50%	2
OSF SAINT FRANCIS MEDICAL CENTER			2	100%	2
RAPID MEDLAB (004MO)		2			2
MEDEXPRESS URGENT CARE - JEANNETTE		2			2
OELWEIN HEALTH CARE CENTER		2			2
MEDEXPRESS URGENT CARE - EWING		2			2
MATHER HOSPITAL			2	100%	2
PUBLIC HEALTH LABORATORY	1		1	50%	2
MAGNOLIA ADULT, LLC			2	100%	2
FALCON HEALTH CENTER			2	100%	2
FLORIDA DEPARTMENT OF HEALTH (FDOH)			2	100%	2
AYASS BIOSCIENCE LLC			2	100%	2
RIGHT AT HOME			2	100%	2
NIBHA MEDIRATTA MD PL			2	100%	2
DEPT OF HEALTH			2	100%	2
VENICE URGENT CARE - GULF COAST			2	100%	2

COVID-19: testing by laboratory

Data through Mar 15, 2021 verified as of Mar 16, 2021 at 09:25 AM

Data in this report are provisional and subject to change.

The numbers in the table below represent the number of Florida and non-Florida residents for whom test results were received by the Department of Health. A person can be tested by more than one laboratory and can have both positive and negative results. **Therefore, the sum of the numbers in each column will be larger than the total number of people tested.**

Reporting lab	Inconclusive	Negative	Positive	Percent positive	Total
MEDEXPRESS - WILMINGTON KIRKWOOD HIGHWAY		2			2
CARTER BLOOD CARE			2	100%	2
COVANCE			2	100%	2
JOHNSON CITY MEDICAL CENTER		1	1	50%	2
HARRINGTON PARK HEALTH AND REHAB		2			2
CERTIVIA LABORATORIES			2	100%	2
BAYCARE OUTREACH LAB			2	100%	2
MINUTECLINIC DIAGNOSTIC MEDICAL		2			2
MEDEXPRESS URGENT CARE-MT PLEASANT		1	1	50%	2
Beth Sholom Home of Eastern Virginia		1	1	50%	2
New Jersey Aim At Smg		2			2
MEDRITE MEDICAL CARE PC		2			2
CVS NC7057POCT SHELBY		2			2
UF KANAPAHA LAB BEAKER		2			2
RENFREW CENTERS INC		2			2
CENTRAL ARKANSAS VETERANS HEALTHCARE SYSTEM - VETERANS AFFAIRS			2	100%	2
PREMIER PEDIATRICS LLC			2	100%	2
LAKE SUCCESS EXTENDED CARE		2			2
MARTIN MEDICAL CENTER INC		1	1	50%	2
DR. G'S URGENT CARE			2	100%	2
ROYAL CARE MEDICAL CENTER			2	100%	2
OAKMONT EAST- GREENVILLE SC, LLC		2			2
HOME ACCESS HEALTH			2	100%	2
EDGEWATER RETIREMENT MANOR			2	100%	2
PEACE RIVER MEDICAL CENTER		2			2
HEALTH FIRST MEDICAL GROUP			2	100%	2
CARE 365			2	100%	2
PREMIER MEDICAL LABORATORY			2	100%	2
GOLDSTEIN			2	100%	2
SUMMERFIELD RETIREMENT LIVING, INC			2	100%	2
CVS IN6559POCT AVON		2			2
MEDEXPRESS URGENT CARE - SPRINGFIELD, COOLEY ST		2			2
INTEGRATED REGIONAL LABS			2	100%	2
GASTROENTEROLOGY ASSOCIATES			2	100%	2
ADVENTHEALTH MEDICAL GROUP PEDIATRICS AT APOPKA		2			2
University Plaza Rehabilitation and Nursing			2	100%	2
NORTH DAKOTA VETERANS HOME		2			2
SIMMONS			2	100%	2
CARE NOW DENTON			2	100%	2
CVS SC2250POCT COLUMBIA		2			2
BAYMEADOWS PRIMARY CARE		2			2
Kroger 687 - The Little Clinic Sugar Hill		1	1	50%	2
MINUTECLINIC DIAGNOSTIC OF PA LLC		2			2
SOUTHEAST GEORGIA HEALTH SYSTEM			2	100%	2
GENOTOX LABORATORIES		1	1	50%	2
DEBORAH HEART AND LUNG CENTER		2			2
SENDER RETREAT ADULT DAY CARE CENTERS			2	100%	2

COVID-19: testing by laboratory

Data through Mar 15, 2021 verified as of Mar 16, 2021 at 09:25 AM

Data in this report are provisional and subject to change.

The numbers in the table below represent the number of Florida and non-Florida residents for whom test results were received by the Department of Health. A person can be tested by more than one laboratory and can have both positive and negative results. **Therefore, the sum of the numbers in each column will be larger than the total number of people tested.**

Reporting lab	Inconclusive	Negative	Positive	Percent positive	Total
AMICUS MEDICAL CENTER LLC			2	100%	2
TEXAS REGIONAL ASTHMA & ALLERGY CENTER			2	100%	2
WyndRidge Health & Rehabilitation		2			2
MINUTECLINIC DIAG OF IND, LLC #6908		2			2
HEALTH AND WELLNESS URGENT CARE LLC			2	100%	2
URGENT CARE AND SURGERY CENTER			2	100%	2
INTEAM HEALTH, INC.			2	100%	2
STEWART ST ELIZABETH MEDICAL CENTER			2	100%	2
APPLECARE VALDOSTA			2	100%	2
NORTHWELL HEALTH			2	100%	2
MAYO CLINIC GROUP PRACTICE LABORATORY			2	100%	2
VALUE DRUGS BRONXVILLE INC		2			2
MERCY CONVENIENT CARE			2	100%	2
ManorCare Rehab Center of Marietta		2			2
MEMORIAL HERMANN CONSOLIDATED LABORATORY SERVICES			2	100%	2
MINUTECLINIC, DIAGNOSTIC OF TEXAS, LLC		2			2
ROCKWALL URGENT CARE			2	100%	2
CLEARWATER PAIN MANAGEMENT ASSOCIATES			2	100%	2
NAVAL BRANCH MEDICAL CLINIC			2	100%	2
NORTHSIDE FAMILY MEDICINE AND URGENT CARE (HOLLY SPRINGS)		2			2
STARLING AT SAN JOSE			2	100%	2
Imboden Creek Living Center		2			2
MEDICAL CENTER LABORATORY			2	100%	2
CVS NH6596POCT HAMPTON		2			2
BRANDYWYNE HEALTH CARE CENTER			2	100%	2
PM PEDIATRICS OF SELDEN, PLLC		2			2
MY PHARMACY			2	100%	2
HEALTH EXPRESS URGENT CARE			2	100%	2
CVS ME329POCT PORTLAND		2			2
CLEVELAND CLINIC FLORIDA LABORATORY			2	100%	2
WILSON MEMORIAL HOSPITAL			2	100%	2
JASPER MEMORIAL HOSPITAL		1	1	50%	2
CALIFORNIA DIVISION OF COMMUNICABLE DISEASE CONTROL			2	100%	2
NLC LABS			2	100%	2
WOMENS CARE FLORIDA LLC-LABORATORY		2			2
MEDEXPRESS URGENT CARE - BENTON		2			2
CORNERSTONE MEDICAL CARE OF BRANDON		2			2
A+ URGENT/PRIMARY CARE			2	100%	2
DOCTOR'S IN-HOUSE LAB/COMMUNITY HEALTH CENTERS OF PINELLAS - JOHNNIE R			2	100%	2
GUTHRIE CORNING HOSPITAL LABORATORY		2			2
MINUTECLINIC DIAGNOSTIC PA #3344		2			2
CPL LABS			2	100%	2
NIAGARA APOTHECARY INC		2			2
Jersey City Medical Center		2			2
ROPER HOSPITAL			2	100%	2
OSF ST JOSEPH MEDICAL CENTER			2	100%	2
MERCY HEALTH LAB		1	1	50%	2

COVID-19: testing by laboratory

Data through Mar 15, 2021 verified as of Mar 16, 2021 at 09:25 AM

Data in this report are provisional and subject to change.

The numbers in the table below represent the number of Florida and non-Florida residents for whom test results were received by the Department of Health. A person can be tested by more than one laboratory and can have both positive and negative results. **Therefore, the sum of the numbers in each column will be larger than the total number of people tested.**

Reporting lab	Inconclusive	Negative	Positive	Percent positive	Total
STATE OF FLORIDA			2	100%	2
BIRMINGHAM INTERNAL MEDICINE ASSOCIATE		1	1	50%	2
PEDIATRIC HEALTH CARE		1	1	50%	2
DMC UNIVERSITY LABORATORIES		1	1	50%	2
MAINE CENTER FOR DISEASE CONTROL AND PREVENTION			2	100%	2
FLORIDA MEDICAL CENTER			2	100%	2
SOUTHCARE PHARMACY INC			2	100%	2
LIFT HEALTH		2			2
TALLAHASSEE MEMORIAL HEALTHCARE FAMILY MED RESIDENCY			2	100%	2
MEMORIAL HOSPITAL OF SOUTH BEND			2	100%	2
Green Mountain Nursing and Rehabilitation		2			2
MONICE DR.			2	100%	2
Kroger 777 - The Little Clinic Shelbyville		1	1	50%	2
BAYCARE LABORATORIES			2	100%	2
BLACKBAG DIGITAL HEALTH LLC		2			2
LAWRENCE GENERAL HOSPITAL			2	100%	2
SELECT MEDICAL CLINIC			2	100%	2
Kroger 101 - The Little Clinic Hill Top		2			2
ATHENA CARE RESOURCES LLC		2			2
PALM MEDICAL CENTER - PLANT CITY		2			2
MEMORIAL HOSPITAL OF CARBONDALE			2	100%	2
Parkridge Specialty Care		2			2
THE FOUNTAIN AT BOCA CIEGA BAY		2			2
Virginia Gay Nursing and Rehab		2			2
Kings County Hospital Center			2	100%	2
WALGREENS #3811			2	100%	2
TRICORE REFERENCE LABORATORY		1	1	50%	2
PREMIER MOBILE HEALTH SERVICES, LLC			2	100%	2
MINUTECLINIC DIAGNOSTIC OF TEXAS, LLC #7435		2			2
PHYSICIANS LABORATORY SERVICES			2	100%	2
AdventHealth Care Center Orlando North			2	100%	2
ADVOCATE SHERMAN HOSPITAL			2	100%	2
PHYSICIANS MEDICAL CENTER		2			2
CARENOW LENEXA			2	100%	2
UPS			2	100%	2
SANIBEL MEDICAL CLINIC			2	100%	2
Workmens Circle Multicare Center		2			2
MIDLAND MEMORIAL HOSPITAL			2	100%	2
PM PEDIATRICS OF BAYSIDE PLLC - HOPEWELL JUNCTION		2			2
AFC URGENT CARE CLEVELAND			2	100%	2
JMC TALLAHASSEE, LLC			2	100%	2
JORDAN VALLEY MEDICAL CENTER			2	100%	2
St. Josephs Hospital			2	100%	2
DEKALB MEDICAL CENTER LABORATORY			2	100%	2
SAWGRASS PEDIATRIC PARTNERS LLC			2	100%	2
OUR LADY OF THE LAKE REGIONAL MEDICAL CENTER			2	100%	2
ROUTE 16 PHARMACY LLC DBA HOLLAND PHAR		2			2

COVID-19: testing by laboratory

Data through Mar 15, 2021 verified as of Mar 16, 2021 at 09:25 AM

Data in this report are provisional and subject to change.

The numbers in the table below represent the number of Florida and non-Florida residents for whom test results were received by the Department of Health. A person can be tested by more than one laboratory and can have both positive and negative results. **Therefore, the sum of the numbers in each column will be larger than the total number of people tested.**

Reporting lab	Inconclusive	Negative	Positive	Percent positive	Total
CONWAY MEDICAL CENTER			2	100%	2
GALEN BAYLOR EXTENSION		2			2
HOUSTON HEALTH DEPARTMENT - BUREAU OF LABORATORY SERVICES			2	100%	2
CITRUS PARK			2	100%	2
AFC PHYSICIANS OF FLORIDA, PA			2	100%	2
AMEDISYS HOME HEALTH OF GREENVILLE			2	100%	2
ST. MARY'S MEDICAL CENTER EVANSVILLE, INC			2	100%	2
ARLINGTON DIALYSIS CENTER LLC		2			2
PRECISION DIAGNOSTIC INC		2			2
VISTACARE PHARMACY I		2			2
SPRING HILL REGIONAL HOSPITAL			2	100%	2
Warren Center for Rehabilitation and Nursing		2			2
AMERICAN RESEARCH CENTERS OF FLORIDA			2	100%	2
Stillwater Healthcare		2			2
SPRINGS MEDICAL LAB		1	1	50%	2
Van Wert Manor		2			2
WHITESANDS OUTPATIENT TREATMENT		2			2
ADVANCED MEDICAL CARE			2	100%	2
HANOVER ENDOSCOPY CENTER		2			2
Manorcare Health Services West Reading North		2			2
CVS OH5457POCT POWELL		2			2
UC CORAL GABLES			2	100%	2
SUNCOAST BLOOD BANK			2	100%	2
NORTON IMMEDIATE CARE CENTER - PRESTON			2	100%	2
MADISON HOSPITAL LABORATORY			2	100%	2
ORLANDO LUTHERAN TOWERS		1	1	50%	2
CIGNA GATEWAY			2	100%	2
Robert Cranfield			2	100%	2
TMH EC NORTHEAST LABORATORY			2	100%	2
IM&P WELLNES CENTER			2	100%	2
COLONIAL MEDICAL CENTER-EAST ORLANDO			2	100%	2
NORTHEAST FLORIDA HEALTH SERVICES, INC DBA FAMILY HEALTH SOURCE			2	100%	2
LIFESPRING COMMUNITY HEALTH		2			2
TRINITY DIALYSIS			2	100%	2
JOHN D. ARCHBOLD MEM. HOSPITAL			2	100%	2
PALM BEACH DIABETES & ENDOCRINE SPECIALISTS PA			2	100%	2
SUNNYSIDE MANOR		2			2
ADVENTHEALTH EAST ORLANDO EMPLOYEE CLINIC		2			2
INTEGRITY CLINICAL RESEARCH CENTER INC		1	1	50%	2
CVS MA137POCT QUINCY		2			2
Sevierville Health and Rehabilitation		2			2
RIVER CITY MEDICAL ASSOCIATES, INC			2	100%	2
COOK HOSPITAL AND CARE CENTER		1	1	50%	2
Eagle Health and Rehabilitation		2			2
Kroger 550 - The Little Clinic Bellevue		2			2
CVS MA1877POCT NORTON		2			2
ASHLEY PEDIATRICS			2	100%	2

COVID-19: testing by laboratory

Data through Mar 15, 2021 verified as of Mar 16, 2021 at 09:25 AM

Data in this report are provisional and subject to change.

The numbers in the table below represent the number of Florida and non-Florida residents for whom test results were received by the Department of Health. A person can be tested by more than one laboratory and can have both positive and negative results. **Therefore, the sum of the numbers in each column will be larger than the total number of people tested.**

Reporting lab	Inconclusive	Negative	Positive	Percent positive	Total
SYLVAN NURSING			2	100%	2
VANAYER HEALTHCARE AND REHAB CENTER		2			2
MEDEXPRESS URGENT CARE - MYLAN			2	100%	2
EASTLAKE MEDICAL CENTER		2			2
Advanced Rehabilitation and Healthcare of Wichita Falls		2			2
LABRADOR PRIMARY CARE CENTER			2	100%	2
POMONA VALLEY COMMUNITY HOSPITAL			2	100%	2
HAMILTON COUNTY HEALTH DEPARTMENT		2			2
MINUTECLINIC DIAGNOSTIC, PA #10252		2			2
USCG ABBOTT BINAXNOW		1	1	50%	2
MIAMI DADE MEDICAL RESEARCH INSTITUTE			2	100%	2
PENSACOLA MEDICAL CLINIC LLC			2	100%	2
ASANTE ROGUE REGIONAL MEDICAL CENTER L		2			2
MEMORIAL HERMANN			2	100%	2
SYNEOS HEALTH			2	100%	2
CVS IL2798POCT CHICAGO		1	1	50%	2
SPECIALTY LABORATORIES			2	100%	2
PM PEDIATRICS OF BAYSIDE, PLLC - RIVE		2			2
TULANE MEDICAL CENTER			2	100%	2
FLORIDA MEDICAL CLINIC RADIOLOGY DALE MABRY		2			2
MEDEXPRESS URGENT CARE-WILKINS TOWNSHIP, WILLIAM PENN HIGHWAY		2			2
VOLUNTEERS OF AMERICA OF FLORIDA			2	100%	2
HAPPY KIDZ PEDIATRICS PL		1	1	50%	2
BERGEN COUNTY SURGICAL AND ENDOSCOPY CENTER		2			2
Iron County Medical Care Facility		2			2
SOUTH TAMPA AFTER HOURS CLINIC			2	100%	2
PATIENT FIRST MEDICAL CENTER-CARYTOWN			2	100%	2
MEDICAL ASSOCIATES OF BREVARD DR S VYAS			2	100%	2
MEDEXPRESS URGENT CARE-BLOOMFIELD AVEN		2			2
Hackensack Univ Medical Center At Pasc		1	1	50%	2
VA SALT LAKE CITY HCS		2			2
KAILOS GENETICS INC			2	100%	2
SPECTRA EAST INC		1	1	50%	2
EXPRESSCARE URGENT CARE CENTER			2	100%	2
COLUMBIA COTTAGE		2			2
NORTHEAST FLORIDA INTERNAL MEDICINE PA		2			2
MAYO CLINIC BEACHES PRIMARY CARE CTR		2			2
CVS IN8669POCT INDIANAPOLIS		2			2
CEDARS-SINAI MEDICAL CENTER			2	100%	2
BAPTIST HEALTH LEXINGTON			2	100%	2
ST. ELIZABETH HEALTHCARE			2	100%	2
BENEVA LAKES ASSISTED LIVING CENTER			2	100%	2
MEDEXPRESS URGENT CARE FOX CHAPEL		2			2
CONEMAUGH MEMORIAL MEDICAL CENTER		2			2
MANSFIELD MEDICAL LODGE			2	100%	2
LABTOX LABORATORIES			2	100%	2
HAMILTON CHD		2			2

COVID-19: testing by laboratory

Data through Mar 15, 2021 verified as of Mar 16, 2021 at 09:25 AM

Data in this report are provisional and subject to change.

The numbers in the table below represent the number of Florida and non-Florida residents for whom test results were received by the Department of Health. A person can be tested by more than one laboratory and can have both positive and negative results. **Therefore, the sum of the numbers in each column will be larger than the total number of people tested.**

Reporting lab	Inconclusive	Negative	Positive	Percent positive	Total
UT PATH			2	100%	2
HEALTH & REHAB CTR AT DOLPHINS VIEW, THE			2	100%	2
Kroger 096 - The Little Clinic Orchard and Holly		2			2
Heartland Healthcare Center Boca Raton			2	100%	2
CVS OH3329POCT LAKEWOOD		2			2
Avanti Wellness and Rehab			2	100%	2
STUDENT HEALTH SERVICES			2	100%	2
HUMC		1	1	50%	2
VA OUTPATIENT PHARMACY			2	100%	2
UNIVERSITY OF TEXAS AT EL PASO, THE			2	100%	2
MEMORIAL SLOAN KETTERING CANCER CENTER		1	1	50%	2
MID AMERICA CLINICAL LABS			2	100%	2
Lenawee Medical Care Facility		2			2
FLORIDA DEPARTMENT OF HEALTH PINELLAS COUNTY-			2	100%	2
MARCO ISLAND HOSPITAL INC D/B/A		1	1	50%	2
DALLAS MEDICAL CENTER			2	100%	2
VELOCITY URGENT CARE			2	100%	2
PALM WEST INTERNIST PA			2	100%	2
NYUMC CLINICAL LABORATORIES			2	100%	2
DAYTON CHILDRENS HOSPITAL LAB			2	100%	2
ACKERMAN CANCER CENTER		2			2
PLASMA MED RESEARCH DBA		2			2
NEW YORK PSYCHIATRIC INSTITUTE		2			2
TGH Brandon Healthplex Laboratory			2	100%	2
OPTUM PRIMARY CARE		1	1	50%	2
MEDEXPRESS URGENT CARE - OMAHA N 72 ST		2			2
MINUTECLINIC DIAGNOSTIC, PA		2			2
INNOVATIVE HEALTH DIAGNOSTIC OF CALIFORNIA			1	100%	1
Kroger - KRO70300083			1	100%	1
Masonic Medical Research Institute			1	100%	1
OMC PRIMARY CARE - HOSPITAL CAMPUS			1	100%	1
PEDIATRIC ASSOCIATES - JACKSONVILLE			1	100%	1
PCG MOLECULAR			1	100%	1
Kroger - KRO01100688			1	100%	1
SOPHIA MEDICAL ASSOCIATES, PC			1	100%	1
CONTINENTAL HOME HEALTH CARE INC			1	100%	1
EMERALD HEALTH CARE		1			1
OMNICARE PHARMACY OF TEXAS 1, LP		1			1
MEDEXPRESS URGENT CARE - LINCOLN		1			1
MARYWOOD HEIGHTS		1			1
BELLMORE PEDIATRICS		1			1
Kroger 683 - The Little Clinic Foothills Plaza		1			1
Shelbyville Manor		1			1
PRIME CARE FAMILY MEDICINE			1	100%	1
TEXAS HEALTH ARLINGTON MEMORIAL		1			1
Mason Health and Rehab		1			1
HEALTH NETWORK			1	100%	1

COVID-19: testing by laboratory

Data through Mar 15, 2021 verified as of Mar 16, 2021 at 09:25 AM

Data in this report are provisional and subject to change.

The numbers in the table below represent the number of Florida and non-Florida residents for whom test results were received by the Department of Health. A person can be tested by more than one laboratory and can have both positive and negative results. **Therefore, the sum of the numbers in each column will be larger than the total number of people tested.**

Reporting lab	Inconclusive	Negative	Positive	Percent positive	Total
LIBERTY URGENT CARE			1	100%	1
MYLAN-SOUTH POINT PA		1			1
WALGREENS # 12338		1			1
MAINE HEALTH AND ENVIRONMENTAL TESTING LABORATORY			1	100%	1
MISSISSIPPI VALLEY REGIONAL BLOOD CENTER			1	100%	1
ASANTE THREE RIVERS MEDICAL CENTER LAB		1			1
USCG AIR STATION CLEARWATER CLINIC			1	100%	1
BREVARD COUNTY JAIL			1	100%	1
Walgreens #9121		1			1
Oakview Manor Health and Rehab		1			1
TEXAS HEALTH ARLINGTON MEMORIAL HOSPITAL			1	100%	1
PEDRO MENENDEZ HEALTH CENTER AT ST JOHNS			1	100%	1
IDAHO HEALTH DEPARTMENT			1	100%	1
CLINICAL LABORATORY DEPARTMENT			1	100%	1
THE DOCTORS OFFICE OF BRICK, LLC		1			1
RAMBAM URGENT CARE			1	100%	1
CORNERSTONE OF RECOVERY INC		1			1
RESIDENCES AT MIAMI / REIGN GARDENS LLC, THE			1	100%	1
BAPTIST HEALTH MEDICAL PLAZA			1	100%	1
NORTH CAROLINA STATE LABORATORY OF PUBLIC HEALTH, SPECTRUM LAB NETWORK			1	100%	1
UNITY LONGPOND		1			1
HANCOCK REGIONAL HOSPITAL		1			1
SUNSHINE FAMILY & WELLNESS CENTER			1	100%	1
DOCTORS CARE - AIKEN MALL			1	100%	1
MEDEXPRESS URGENT CARE - WAYNESBURG		1			1
BETHESDA DIALYSIS			1	100%	1
BIOLOGICAL AND CHEMICAL EMERGENCIES LABORATORY			1	100%	1
EAST END PEDIATRICS		1			1
QUALITY URGENT CARE CENTER			1	100%	1
KNOX COMMUNITY HOSPITAL			1	100%	1
RYE BEACH PHARMACY INC		1			1
PUBLIC HEALTH LABORATORIES			1	100%	1
Spring Gate Rehab and Healthcare Center		1			1
RIVERTON CBOC			1	100%	1
CLINTON DRUG STORE		1			1
OHSU LABORATORY SERVICES		1			1
NEWCARE PRIMARY MEDICINE			1	100%	1
CFHC - FROSTPROOF			1	100%	1
GARDENS PEDIATRICS LAB			1	100%	1
WOMENS CARE FLORIDA LLC			1	100%	1
MARINA DEL REY HOSPITAL LAB			1	100%	1
PREMIUM HOME HEALTH CARE INC			1	100%	1
WELLMED AT LINEBAUGH AVE			1	100%	1
Kroger 539 - The Little Clinic Memorial Blvd.		1			1
Walgreens #9890		1			1
BAYFRONT CARDIOVASCULAR ASSOCIATES			1	100%	1
PSL JAX BEACH OPERATIONS LLC			1	100%	1

COVID-19: testing by laboratory

Data through Mar 15, 2021 verified as of Mar 16, 2021 at 09:25 AM

Data in this report are provisional and subject to change.

The numbers in the table below represent the number of Florida and non-Florida residents for whom test results were received by the Department of Health. A person can be tested by more than one laboratory and can have both positive and negative results. **Therefore, the sum of the numbers in each column will be larger than the total number of people tested.**

Reporting lab	Inconclusive	Negative	Positive	Percent positive	Total
ANDREWS			1	100%	1
CVS AZ4795POCT MESA		1			1
Central Alabama Veterans HCS - East Campus		1			1
OMAHA VA MEDICAL CENTER			1	100%	1
ALLEGANY COUNTY DEPARTMENT OF HEALTH		1			1
COX HEALTH SOUTH LAB			1	100%	1
SUNY AT STONY BROOK			1	100%	1
METHODISM MIDLOTHIAN MEDICAL CENTER			1	100%	1
NEMOURS CHILDRENS URGENT CARE			1	100%	1
Excel Care Center			1	100%	1
TFH HOME HEALTH INC			1	100%	1
MISSOURI DEPARTMENT OF HEALTH AND SENIOR SERVICES - STATE PH LAB		1			1
LABORATORY COPRORATION OF AMERICA			1	100%	1
Kroger 532 - The Little Clinic Murfreesboro		1			1
ST ANTHONY'S PINELLAS CARE CLINIC			1	100%	1
VALLEY HOSPITAL MEDICAL CENTER		1			1
COASTAL ER IX, PHYSICIANS PREMIER			1	100%	1
PENROSE HOSPITAL			1	100%	1
PORTAGE MEDICAL CENTER			1	100%	1
CVS TN6414POCT SMYRNA		1			1
MEDEXPRESS URGENT CARE - JACKSON		1			1
THYROID SPECIALTY LABORATORY			1	100%	1
CVS MA507POCT LEOMINSTER			1	100%	1
Hillside Manor Rehabilitation and Extended Care Center		1			1
MERITUS MEDICAL CENTER			1	100%	1
CARENOW URGENT CARE-HENDERSONVILLE		1			1
CLARKSVILLE MANOR INC		1			1
Northern Nevada State Veterans Home		1			1
AMBRY GENETICS CORP	1				1
PARKWAY REGIONAL MEDICAL CENTER LAB			1	100%	1
CVS MA969POCT PALMER		1			1
NICKLAUS CHILDREN'S DORAL OUTPATIENT CENTER			1	100%	1
PREVENTIVE CARDIOLOGY AND INTERNAL MEDICINE ASSOCI			1	100%	1
PUBLIX PHARMACY #1114			1	100%	1
NEW ULM MEDICAL CENTER			1	100%	1
LYSTER MAIN LAB, FT RUCKER		1			1
Cerenity Senior Care-White Bear Lake		1			1
ADVANCE GASTROENTEROLOGY			1	100%	1
JERSEY IRISH MEDICAL		1			1
EVEXIA DIAGNOSTICS			1	100%	1
Heartland Health Care Center Jacksonville			1	100%	1
Oak Hill Health & Rehabilitation Center			1	100%	1
CLINICAL MICROBIOLOGY LAB FAIRVIEW UNIVERSITY HOSPITAL			1	100%	1
J F K PEDIATRICS			1	100%	1
Kroger 670 - The Little Clinic Powell		1			1
LEE MEMORIAL HOSPITAL OUTPATIENT SURGERY CENTER			1	100%	1
CHILDRENS HEALTHCARE CTE OF NORTHERN		1			1

COVID-19: testing by laboratory

Data through Mar 15, 2021 verified as of Mar 16, 2021 at 09:25 AM

Data in this report are provisional and subject to change.

The numbers in the table below represent the number of Florida and non-Florida residents for whom test results were received by the Department of Health. A person can be tested by more than one laboratory and can have both positive and negative results. **Therefore, the sum of the numbers in each column will be larger than the total number of people tested.**

Reporting lab	Inconclusive	Negative	Positive	Percent positive	Total
SOUTHEASTERN INTEGRATED MEDICAL PL			1	100%	1
RANDOLPH COUNTY HEALTH & REHABILITATIO		1			1
INTERIM HEALTHCARE OF PALM COAST			1	100%	1
SPRINGFIELD HOSPITAL			1	100%	1
KAISER PERMANENTE REGIONAL REFERENCE LABORATORY		1			1
EVENTIDE LUTHERAN HOME		1			1
LAS PALMAS MEDICAL CENTER			1	100%	1
PROVIDENCE HOSPITAL			1	100%	1
ADVENT HEALTH MEDICAL GROUP MULTISPECIALTY			1	100%	1
THE EMORY CLINIC			1	100%	1
Walgreens #12153		1			1
Hinesville VA Clinic		1			1
MRMC LAB MICRO			1	100%	1
MEDEXPRESS URGENT CARE - LEOMINSTER		1			1
CVS MA1022POCT CAMBRIDGE		1			1
TALLAHASSEE DIALYSIS		1			1
Riverside Nursing & Rehabilitation Center		1			1
Greencroft Goshen		1			1
INDIAN RIDGE		1			1
THE LITTLE CLINIC, LLC			1	100%	1
COURTLAND TERRACE		1			1
MINUTECLINIC DIAGNOSTICS OF OKLAHOMA		1			1
GSM OCED Subsection			1	100%	1
RENE F CEDENO DMD PA		1			1
Henry County Health and Rehabilitation		1			1
Raleigh Center (WV)			1	100%	1
HEALTHCARE AND REHAB OF SANFORD			1	100%	1
US LABORATORIES			1	100%	1
LAKE VIEW COURT		1			1
Smg/North Jersey Hematology & Oncology		1			1
OMNI HEALTHCARE INC			1	100%	1
SILVER SPRINGS SHORES DIALYSIS			1	100%	1
Kroger 527 - The Little Clinic Hwy 70 S.		1			1
MEDEXPRESS URGENT CARE, MOSSIDE		1			1
BICKERTON, DAWN		1			1
MIAMI CHILDRENS HOSPITAL MIDTOWN OUTPATIENT CENTER			1	100%	1
ST.ELIZABETH HEALTH CENTER	1				1
SPARTANBURG REGIONAL MEDICAL CENTER			1	100%	1
TAYLOR COUNTY HEALTH DEPARTMENT			1	100%	1
Good Samaritan Society-Atkinson		1			1
DAVENPORT PEDIATRICS CLERMONT			1	100%	1
KELLY			1	100%	1
777 URGENT CARE			1	100%	1
PERRY COUNTY NURSING HOME		1			1
GOSHEN MEDICAL CENTER			1	100%	1
MANHATTAN EYE EAR AND THROAT HOSPITAL		1			1
ORLANDO DIALYSIS		1			1

COVID-19: testing by laboratory

Data through Mar 15, 2021 verified as of Mar 16, 2021 at 09:25 AM

Data in this report are provisional and subject to change.

The numbers in the table below represent the number of Florida and non-Florida residents for whom test results were received by the Department of Health. A person can be tested by more than one laboratory and can have both positive and negative results. **Therefore, the sum of the numbers in each column will be larger than the total number of people tested.**

Reporting lab	Inconclusive	Negative	Positive	Percent positive	Total
KENT		1			1
XSTREMEMD			1	100%	1
The Center at Centennial			1	100%	1
LAB. CORP. OF AMERICA			1	100%	1
AURORA CONSOLIDATED LABORATORY			1	100%	1
SARASOTA MEMORIAL HOSPITAL		1			1
RCP OF MEMORIAL WEST			1	100%	1
Kroger 705 - The Little Clinic Richmond		1			1
MERRILL GARDENS AT CHAMPIONSGATE			1	100%	1
CARESPOT - WELLINGTON			1	100%	1
INTERNAL MEDICINE GROUP OF WINTER HAVEN PA		1			1
LabCorp L#09258295 M#09258285			1	100%	1
KEY WEST BRANCH MEDICAL CLINIC			1	100%	1
TRIPLE O RESEARCH INSTITUTE PA			1	100%	1
Accordius Health at Gastonia			1	100%	1
ADVENTHEALTH MEDICAL GROUP PEDIATRICS DIABETES &			1	100%	1
BRISTOL REGINAL MEDICAL CENTER			1	100%	1
ST. VINCENT HOSPITAL			1	100%	1
ULTIMATE KIDNEY CARE			1	100%	1
YOUR KIDS URGENT CARE			1	100%	1
BOCA GENERAL AND FAMILY MEDICINE		1			1
MID-SOUTH URGENT CARE, PLLC			1	100%	1
A.G. Rhodes		1			1
INTERNAL MEDICINE EMILIA MURRAY MD PA		1			1
WEST VIRGINIA UNIVERSITY HOSPITALS			1	100%	1
HEALTH GUAGE			1	100%	1
HOLMES FAMILY PRACTICE PA			1	100%	1
TITUS REGIONAL MEDICAL CENTER			1	100%	1
HOLYOKE MEDICAL CENTER			1	100%	1
SPECTRUM LUDINGTON			1	100%	1
CLEVELAND HEARTLAB			1	100%	1
MEDEXPRESS URGENT CARE - ROCKAWAY		1			1
UABC			1	100%	1
Community Care Center of Heritage House, LLC			1	100%	1
MORSELIFE HOME CARE INC			1	100%	1
GULF BREEZE TREATMENT CENTER, LLC			1	100%	1
TMH URGENT CARE CENTER			1	100%	1
GENEVA FAMILY HEALTH			1	100%	1
HUNTERS CREEK MEDICAL ASSOCIATES PA		1			1
HEALTHPARTNERS HUDSON CLINIC			1	100%	1
CLERMONT HEALTH DEPARTMENT			1	100%	1
Melbourne Terrace Rehabilitation Center			1	100%	1
GADSDEN FAMILY PRACTICE		1			1
Nemours Children's Clinic-Orla			1	100%	1
SIGNATURE CARE MIDLAND			1	100%	1
St. Anne Home		1			1
BLAKE AT PENSACOLA OPERATION CO, LLC, THE			1	100%	1

COVID-19: testing by laboratory

Data through Mar 15, 2021 verified as of Mar 16, 2021 at 09:25 AM

Data in this report are provisional and subject to change.

The numbers in the table below represent the number of Florida and non-Florida residents for whom test results were received by the Department of Health. A person can be tested by more than one laboratory and can have both positive and negative results. **Therefore, the sum of the numbers in each column will be larger than the total number of people tested.**

Reporting lab	Inconclusive	Negative	Positive	Percent positive	Total
MD NOW MEDICAL CENTERS, INC			1	100%	1
STONECREST MEDICAL CENTER		1			1
Acts Manor House		1			1
INTERNAL MEDICINE GROUP OF CENTRAL FLORIDA			1	100%	1
Rehab Select of Talladega		1			1
WAKE FOREST MEDICAL CENTER LABORATORY			1	100%	1
PHOEBE PRIMARY CARE CAMILLA			1	100%	1
CVS CA9823POCT SACRAMENTO		1			1
FAMILY PRACTICE OF CENTRAL FLORIDA PA			1	100%	1
Crisp Regional Nursing and Rehab Center		1			1
Aspire Physical Recovery Center at Cahaba River		1			1
NORTHEAST GEORGIA HEALTH SYSTEM			1	100%	1
EVANS FAMILY CARE PA			1	100%	1
BASCOM PALMER EYE INSTITUTE			1	100%	1
MT CARMEL NURSING HOME		1			1
MERCY MEDICAL CENTER INC			1	100%	1
ST. MICHAEL'S ELITE HOSPITAL			1	100%	1
MBMG OF WINTER HAVEN			1	100%	1
URGENT DOC -NACOGODOCHES CLINIC			1	100%	1
WALMART PHARMACY 10-4554		1			1
COMMUNITY CARE CENTER□		1			1
OMNI HEALTHCARE URGENT CARE			1	100%	1
UNIVERSITY PLACE NURSING CENTER		1			1
REGIONAL MEDICAL LABORATORY			1	100%	1
DR PHILLIPS CENTER FOR WELLNESS		1			1
DOYLESTOWN HOSPITAL			1	100%	1
THE INTERNAL MEDICAL GROUP		1			1
ABSOLUTE CAREGIVERS HOME HEALTH AGENCY INC			1	100%	1
LIFE CARE CENTER OF HILTON HEAD		1			1
PALM BEACH COUNTY SHERIFF OFFICE			1	100%	1
INDIGO PALMS			1	100%	1
OHIO VALLEY MANOR NURSING & Washington County Nursing HOmE		1			1
DE TAR HOSPITAL			1	100%	1
ST JOSEPHS CHILDRENS HOSPITAL PEDI TRANSPORT			1	100%	1
BROOKDALE WEST PALM BEACH			1	100%	1
Hawthorne House		1			1
CVS CA9497POCT IRVINE		1			1
Grand Junction VAMC		1			1
ADVANCE HEALTH AND WELLNESS SOLUTIONS			1	100%	1
LIBERTY COMMONS NURSING AND REHABILITA		1			1
WEST CARVER MEDICAL ASSOCIATES		1			1
HIGH DESERT COURT GROUP HOME			1	100%	1
WALGREENS #5130			1	100%	1
CAROLINAS HEALTHCARE SYSTEM LAB			1	100%	1
WELLSTAR COBB HOSPITAL			1	100%	1
Cornerstone at the Ranch		1			1

COVID-19: testing by laboratory

Data through Mar 15, 2021 verified as of Mar 16, 2021 at 09:25 AM

Data in this report are provisional and subject to change.

The numbers in the table below represent the number of Florida and non-Florida residents for whom test results were received by the Department of Health. A person can be tested by more than one laboratory and can have both positive and negative results. **Therefore, the sum of the numbers in each column will be larger than the total number of people tested.**

Reporting lab	Inconclusive	Negative	Positive	Percent positive	Total
ALAFAYA WOODS FAMILY MEDICAL CENTER		1			1
MEDEXPRESS URGENT CARE - WESTFIELD, E MAIN ST			1	100%	1
CVS HEALTH, #5962		1			1
CVS OH4359POCT HUDSON		1			1
HACKENSACK UNIVERSITY MEDICAL CENTER		1			1
GWINNETT MEDICAL CENTER			1	100%	1
KINGWOOD EMERGENCY HOSPITAL			1	100%	1
UMMC MIDTOWN CAMPUS			1	100%	1
ERIE COUNTY EMERGENCY SERVICES DIV OF		1			1
FLORIDA HOSPITAL TRANSPLANT CENTER		1			1
COLONIAL HEALTH CARE		1			1
BAPTIST HEALTH PRIMARY CARE AT CUTLER BAY			1	100%	1
TREASURE COAST MEDICAL CONCIERGE LLC			1	100%	1
SANTA ROSA PEDIATRICS			1	100%	1
CARSON NURSING AND REHABILITATION CENTER		1			1
CONVENIENT MEDICAL AND HEALTH SERVICES			1	100%	1
FRESENIUS KIDNEY CARE FORT WALTON BEACH			1	100%	1
FRONT PORCH PEDIATRICS PLLC			1	100%	1
NABI		1			1
PENNY PEDIATRICS		1			1
TMH PHYSICIAN PARTNERS WAKULLA			1	100%	1
GAMMA HEALTHCARE, INC		1			1
RM PHARMACY SERVICES INC		1			1
MINUTE CLINIC DIAGNOSTIC MED GRP OF CA		1			1
CVS AZ69POCT PEORIA		1			1
SMA BEHAVIORAL HEALTH SERVICES INC		1			1
CVS OH2540POCT HILLIARD		1			1
CHI ST ALEXIUS TRANSITIONAL CARE UNIT		1			1
MORNINGSIDE NURSING AND REHABILITATION		1			1
MID-FLORIDA PATHOLOGY LLC		1			1
FAMILY MEDICAL CENTERS			1	100%	1
NEMOURS CHILDREN'S PRIMARY CARE			1	100%	1
COASTAL PEDIATRICS LLC			1	100%	1
DSI LABORATORIES-NAPLES-7TH			1	100%	1
MEDEXPRESS URGENT CARE - WICHITA, N MAIZE RD		1			1
Erie VAMC		1			1
CHATEAU MADELEINE - SENIOR LIVING & MEMORY CARE			1	100%	1
Accordius Health at Harrisonburg		1			1
EXPRESS LAB LIVINGSTON			1	100%	1
GENESIS HOME HEALTH CARE SERVICES OF			1	100%	1
PINELLAS POINT NURSING AND REHAB CENTER			1	100%	1
ADVENTHEALTH CENTRA CARE POINCIANA			1	100%	1
EMORY CRAWFORD LONG HOSPITAL			1	100%	1
1ST MED DOTHAN			1	100%	1
PALM BEACH DIGESTIVE ASSOCIATES			1	100%	1
THE HOSPITALS OF PROVIDENCE EMERGENCY ROOM			1	100%	1
ELITE MEDICAL LABORATORY SOLUTIONS LLC			1	100%	1

COVID-19: testing by laboratory

Data through Mar 15, 2021 verified as of Mar 16, 2021 at 09:25 AM

Data in this report are provisional and subject to change.

The numbers in the table below represent the number of Florida and non-Florida residents for whom test results were received by the Department of Health. A person can be tested by more than one laboratory and can have both positive and negative results. **Therefore, the sum of the numbers in each column will be larger than the total number of people tested.**

Reporting lab	Inconclusive	Negative	Positive	Percent positive	Total
BIODORON LABORATORIES			1	100%	1
Birmingham Nursing and Rehabilitation East LLC		1			1
CEPERO PEDIATRICS PA			1	100%	1
TGH URGENT CARE – WESTCHASE			1	100%	1
HARMONY HEALTHCARE ORLANDO INC		1			1
ST MARY'S OF SAGINAW		1			1
DOCTORS MEMORIAL HOSP HOME HEALTH CARE		1			1
Glen Oaks Health and REhabilitation		1			1
SAINT AGNES HOSPITAL			1	100%	1
BERKSHIRE MEDICAL CENTER			1	100%	1
MISSION REGIONAL MEDICAL CENTER			1	100%	1
ATRIA TAMARAC			1	100%	1
INHEALTH LIFE SCIENCES LLC			1	100%	1
DIGNITY HEALTH GOHEALTH		1			1
MID-FLORIDA CANCER CENTERS		1			1
ANY LAB TEST NOW JACKSONVILLE		1			1
SHP WESTCHESTER LLC		1			1
BEST CARE COMMUNITY AND FAMILY HEALTH CENTER INC			1	100%	1
FAIRFIELD MEDICAL CENTER			1	100%	1
MEMORIAL HOSPITAL OF TAMPA			1	100%	1
MEDEXPRESS URGENT CARE - RUSSELLVILLE, W MAIN ST		1			1
Alden North Shore			1	100%	1
CLINICAL CARE, INC			1	100%	1
JACK M MATHENY II MD			1	100%	1
TANNER CLINIC			1	100%	1
GULF COUNTY HEALTH DEPARTMENT			1	100%	1
SMITH KLINE			1	100%	1
ST JOHNS MEDICAL CENTER		1			1
MEDEXPRESS URGENT CARE - PINE BLUFF S		1			1
KIDSVILLE PEDIATRICS III PA			1	100%	1
PLEASANT RIDGE MANOR WEST		1			1
UNIVERSITY OF MARYLAND PATHOLOGY ASSOCIATES			1	100%	1
BETHESDA HOSPITAL			1	100%	1
VIRGINIA UROLOGY		1			1
Caldwell Care		1			1
CIRRUS DX			1	100%	1
KANA MEDICAL			1	100%	1
Bayou Vista Community Care Center			1	100%	1
JPS HEALTH CENTER AT TRUE WORTH PLACE			1	100%	1
VIVIAN SIMMONS FAMILY PRACTICE			1	100%	1
Manor Care of Dallastown d/b/a ManorCare Health Services - Dallastown		1			1
ARIZA WELLNESS CARE LLC			1	100%	1
CORDOVA FAMILY PRACTICE			1	100%	1
CULVER CITY URGENT CARE			1	100%	1
GENESIS MICROBIOLOGY LAB		1			1
EASTMAN HEALTHCARE & REHAB		1			1
CVS IL2297651CV JOLIET		1			1

COVID-19: testing by laboratory

Data through Mar 15, 2021 verified as of Mar 16, 2021 at 09:25 AM

Data in this report are provisional and subject to change.

The numbers in the table below represent the number of Florida and non-Florida residents for whom test results were received by the Department of Health. A person can be tested by more than one laboratory and can have both positive and negative results. **Therefore, the sum of the numbers in each column will be larger than the total number of people tested.**

Reporting lab	Inconclusive	Negative	Positive	Percent positive	Total
PROGRESSIVE MEDICAL RESEARCH			1	100%	1
SPECIALTY DRUG TESTING			1	100%	1
CAREHERE HUDSON BAY			1	100%	1
SEATTLE-KING COUNTY			1	100%	1
Carington Park			1	100%	1
MEMORIAL HOSPITAL LOS BANOS			1	100%	1
WHEATON FRANCISCAN LABORATORY			1	100%	1
CHC			1	100%	1
EASTSIDE MEDICAL CLINIC		1			1
CELEBRATION FAMILY PHYSICIANS LLC			1	100%	1
EDGAR PRICE FAMILY & CHILDREN HEALTHCARE CENTER			1	100%	1
COLONIAL VILLA GOOD SAMARITAN CENTER		1			1
MERCY – NORTH IOWA			1	100%	1
BEVERLY ADVANCED PRACTICE NURSING		1			1
PEACHEALTH LABORATORIES		1			1
Kroger 500 - The Little Clinic Speedway		1			1
THE CENTER FOR DISCOVERY		1			1
Sunnybrook Rehabilitation Center			1	100%	1
FORT MYERS DIALYSIS		1			1
DAVITA DIALYSIS-NORTH			1	100%	1
JUPITER MEDICAL CENTER INC			1	100%	1
HARTFORD HEALTH CARE & REHABILITATION			1	100%	1
OXLEY PARK HEALTH & REHAB		1			1
Mary Anna Nursing Home		1			1
PULSE MEDICAL DOCTOTS LLC			1	100%	1
ATLANTIS VISION CENTER			1	100%	1
BAYLOR SCOTT & WHITE ALL SAINTS MEDICAL CENTER FT			1	100%	1
SAINT JOSEPHS HOSPITAL OF ATLANTA			1	100%	1
OUCH URGENT CARE			1	100%	1
URGENT CARE CENTER OF PORT ORANGE LLC			1	100%	1
ADVENTHEALTH MEDICAL GROUP UROLOGY AT EAST ORLANDO		1			1
WALGREENS #15291		1			1
BAYFRONT HEAL WOUND CARE AND HYPERBARIC CENTER			1	100%	1
Ash Flat Healthcare and Rehabilitation Center			1	100%	1
NORTH WEST FLORIDA DIAGNOSTIC ENOCRINOLOGY CLINIC			1	100%	1
San Antonio Residence and Rehabilitation Center		1			1
Broomall Manor		1			1
FAU MEMORY & WELLNESS CENTER			1	100%	1
ENCOMPASS HEALTH HOME HEALTH		1			1
FINLAY MEDICAL RESEARCH CORP			1	100%	1
ADVENTHEALTH IMAGING WINTERGARDEN		1			1
MIAMI VASCULAR SURGERY			1	100%	1
COASTAL MANOR		1			1
PASCO COUNTY HEALTH DEPARTMENT			1	100%	1
INLET CONCIERGE MEDICINE			1	100%	1
NEMOURS CHILDREN'S PRIMARY CARE, ST CLOUD			1	100%	1
ADVENTHEALTH SENIOR CARE AT ORMOND			1	100%	1

COVID-19: testing by laboratory

Data through Mar 15, 2021 verified as of Mar 16, 2021 at 09:25 AM

Data in this report are provisional and subject to change.

The numbers in the table below represent the number of Florida and non-Florida residents for whom test results were received by the Department of Health. A person can be tested by more than one laboratory and can have both positive and negative results. **Therefore, the sum of the numbers in each column will be larger than the total number of people tested.**

Reporting lab	Inconclusive	Negative	Positive	Percent positive	Total
MEDEXPRESS URGENT CARE - BENTONVILLE		1			1
Monument Health Strugis Care Center		1			1
MULTICARE PHYSICIANS			1	100%	1
ASSOCIATES IN INTERNAL MEDICINE PA			1	100%	1
Heritage of Red Cloud		1			1
OPTUM OF HIALEAH		1			1
SHANNON MEDICAL CENTER			1	100%	1
CITRONELLE HEALTH AND REHABILITATION CENTER		1			1
SUMMIT DETOX INC			1	100%	1
Life Care Center of Paradise Valley		1			1
MEDEXPRESS URGENT CARE-BRENTWOOD		1			1
ST FRANCIS COLLEGE WELLNESS CENTER		1			1
Villa Maria			1	100%	1
MEDICAL ASSOCIATES OF CARTER		1			1
Court House Center		1			1
ADVENTHEALTH PHYSICIAN GROUP - APPLEWOOD			1	100%	1
Kroger 350 - The Little Clinic New Cut Road		1			1
AVON PARK CLUSTER		1			1
Arch Plaza Nursing and Rehabilitation Center			1	100%	1
ISLANDS ASSISTED LIVING FACILITY,THE			1	100%	1
GOOD SAMARITAN HOSPITAL			1	100%	1
SOUTH DADE NURSING & REHABILITATION CENTER□			1	100%	1
PROVIDENCE PORTLAND MEDICAL CENTER		1			1
ALABAMA REFERENCE LAB			1	100%	1
Consulate Health Care of Tallahassee			1	100%	1
NEMOURS CHILDREN HOSPITAL			1	100%	1
MEMORIAL HOSPITAL AT GULFPORT			1	100%	1
Robinson Terrace Rehabilitation and Nursing Center		1			1
MD NOW MEDICAL CENTERS, INC.			1	100%	1
Arlington Care Center			1	100%	1
VA Texas Valley Coastal Bend Harlingen HCC		1			1
ST FRANCIS MEDICAL CENTER			1	100%	1
RIVERVIEW HOSPITAL D/B/A UNIVERSITY		1			1
KETTERING MEDICAL CENTER			1	100%	1
AVERA SACRED HEART HOSPITAL			1	100%	1
CVS TX7825POCT FRISCO		1			1
MEDEXPRESS URGENT CARE - LAWTON		1			1
FLORIDA ADVANCED MEDICAL AND DERM AESTHETICS LLC			1	100%	1
CANDLER HOSPITAL			1	100%	1
ST ANTHONY COMMUNITY HOSPITAL LAB		1			1
Crestwood Nursing Center		1			1
SELECT SPECIALTY HOSPITAL - ORLANDO SOUTH			1	100%	1
MEDEXPRESS URGENT CARE, EDWARDSVILLE		1			1
Southern Pines Healthcare Center		1			1
REHABILITATION CENTER OF SOUTH GEORGIA		1			1
CAN COMMUNITY HEALTH LLC		1			1
Walgreens #10851		1			1

COVID-19: testing by laboratory

Data through Mar 15, 2021 verified as of Mar 16, 2021 at 09:25 AM

Data in this report are provisional and subject to change.

The numbers in the table below represent the number of Florida and non-Florida residents for whom test results were received by the Department of Health. A person can be tested by more than one laboratory and can have both positive and negative results. **Therefore, the sum of the numbers in each column will be larger than the total number of people tested.**

Reporting lab	Inconclusive	Negative	Positive	Percent positive	Total
DERMDX, DIV OF AURORA DIAGNOSTICS/BERNHARDT LAB		1			1
KEY BISCAYNE PEDIATRIC ASSOCIATES INC			1	100%	1
FALKVILLE HEALTHCARE		1			1
SPRING VALLEY HOSPITAL MEDICAL CENTER			1	100%	1
NORTHEAST BAPTIST HOSPITAL			1	100%	1
CVS OH2381POCT LEWIS CENTER		1			1
NEW YORK STATE DEPARTMENT OF HEALTH			1	100%	1
CLEVELAND CLINIC FLORIDA WAIVED			1	100%	1
WALKIN MEDICAL URGENT CARE,NEW CITY			1	100%	1
Bolingreen Health and Rehabilitation		1			1
FLORIDA DEPARTMENT OF HEALTH PALM BEACH COUNTY			1	100%	1
CLIFTON-FINE HOSPITAL LABORATORY		1			1
MED-LAKE LABORATORY			1	100%	1
Freedom Pointe at The Villages			1	100%	1
CYPRESS CREEK DIALYSIS CTR			1	100%	1
HEARTLAND PHARMACY SEBRING			1	100%	1
Wedgewood Manor		1			1
ONSLOW COUNTY HEALTH DEPARTMENT			1	100%	1
Orchid Cove at Naples			1	100%	1
MEDONE URGENT CARE			1	100%	1
Smg At Bridgewater Family Medicine		1			1
KENDALL PEDIATRICS PARTNERS LLC			1	100%	1
PEDIATRIC PARTNERS ZEPHYRHILLS			1	100%	1
LANGLADE			1	100%	1
Signature HealthCare of Bowling Green		1			1
SPORTS MEDICINE CLINIC - U OF WYOMING			1	100%	1
ROSLYN INTERNAL MEDICINE		1			1
WINNIFRED ASSISTED LIVING FACILITY INC		1			1
LAB TEST KENDALL LLC		1			1
CRESTHAVEN			1	100%	1
AMD			1	100%	1
MEDSTAR URGENT CARE, LLC			1	100%	1
St Mary's d'Youville Pavilion		1			1
GALVESTON COUNTY HEALTH DISTRICT			1	100%	1
VITAL CARE			1	100%	1
Glenburn Home		1			1
Walgreens #5421		1			1
PROGRESSIVE URGENT CARE, PC			1	100%	1
TILLAMOOK COUNTY GENERAL HOSPITAL LAB		1			1
CMC MERCY LABORATORY			1	100%	1
TEXAS HEALTH HARRIS METHODIST HOSPITAL			1	100%	1
MID FLORIDA DERMATOLOGY ASSOCIATES PA			1	100%	1
CENTRAL FL INTERNAL MEDICINE ASSOCIATES LLC		1			1
UF HEALTH EMERGENCY CENTER LABORATORY		1			1
JAX FAMILY CARE		1			1
Chateau Living Center			1	100%	1
ANDERSON FAMILY MEDICINE			1	100%	1

COVID-19: testing by laboratory

Data through Mar 15, 2021 verified as of Mar 16, 2021 at 09:25 AM

Data in this report are provisional and subject to change.

The numbers in the table below represent the number of Florida and non-Florida residents for whom test results were received by the Department of Health. A person can be tested by more than one laboratory and can have both positive and negative results. **Therefore, the sum of the numbers in each column will be larger than the total number of people tested.**

Reporting lab	Inconclusive	Negative	Positive	Percent positive	Total
WILMINGTON NURSING AND REHAB			1	100%	1
MEMPHIS URGENT CARE #2, LLC			1	100%	1
BRIDGES AT LIFE CARE CENTER OF OCALA, THE			1	100%	1
METROPOLITAN			1	100%	1
POUDRE VALLEY HOSPITAL			1	100%	1
PCR DIAGNOSTICS			1	100%	1
WESTOX LABS		1			1
PALMA CEIA MED GROUP-SWANN		1			1
MICROBIOLOGY DEPARTMENT			1	100%	1
SUN CLINICAL LABORATORIES			1	100%	1
HOSPICE OF MARION COUNTY INC			1	100%	1
VELOCITY URGENT CARE - REDMILL			1	100%	1
BEAUMONT HOSPITAL			1	100%	1
THE TOLEDO HOSPITAL			1	100%	1
Kroger - KRO03400316			1	100%	1
LITTLE FALLS HOSPITAL LABORATORY		1			1
CHATSWORTH ASSISTED LIVING COMMUNITY AT PGA NATIONAL			1	100%	1
ACCURATE HEALTH SERVICES CORP			1	100%	1
Ashland Place Health and Rehabilitation, LLC		1			1
WINTER HAVEN DIALYSIS		1			1
HSRE-ASL CASSELBERRY TRS, LLC			1	100%	1
HIGHLAND LABORATORY			1	100%	1
RED BUG LAKE ROAD OVIEDO COVID			1	100%	1
PROMUS DIAGNOSTICS, LLC			1	100%	1
ROSE MEDICAL CENTER LAB			1	100%	1
Brown Nursing Home		1			1
Le Roy Village Green		1			1
Oakmont of Katy Nursing and Rehabilitation		1			1
FAMILY PRACTICE ASSOCIATES		1			1
CVS MA299POCT WORCESTER		1			1
Abernethy Laurels		1			1
PANCARE HEALTH - BRUCE			1	100%	1
MIAMI-DADE COUNTY HEALTH DEPT.		1			1
CVS MI8287POCT MACOMB		1			1
ADVANCED MEDICAL LABORATORIES (AML)			1	100%	1
QUALITY LAB			1	100%	1
ORCHID TERRACE		1			1
Kroger 407 - The Little Clinic Lexington		1			1
FREDERICK AVENUE GROUP HOME		1			1
VISTA LAKE ASSISTED LIVING			1	100%	1
HEALTHFORCE PARTNERS INC			1	100%	1
DORA HOME CARE			1	100%	1
DOCTORS HOSPITAL OF LAREDO			1	100%	1
CVS PHARMACY INC DBA CVS/PHARMACY # 10600		1			1
Kroger 390 - The Little Clinic North College Hill		1			1
CHP COVID-19 (TX)			1	100%	1
Parkside Manor		1			1

COVID-19: testing by laboratory

Data through Mar 15, 2021 verified as of Mar 16, 2021 at 09:25 AM

Data in this report are provisional and subject to change.

The numbers in the table below represent the number of Florida and non-Florida residents for whom test results were received by the Department of Health. A person can be tested by more than one laboratory and can have both positive and negative results. **Therefore, the sum of the numbers in each column will be larger than the total number of people tested.**

Reporting lab	Inconclusive	Negative	Positive	Percent positive	Total
ER NEAR ME HULEN		1			1
MEDEXPRESS URGENT CARE - MT EPHRAIM		1			1
ADVENTHEALTH MEDICAL GROUP ADULT AND SENIOR HEALTH			1	100%	1
Mountain City Care and Rehabilitation Center		1			1
ADVENTHEALTH HOME CARE WATERMAN			1	100%	1
American Fork Care Center dba Heritage Care Center		1			1
MIRAMAR KIDNEY CENTER		1			1
MERCYONE DES MOINES MEDICAL CENTER			1	100%	1
Harbert Hills Academy Nursing Home		1			1
TENNOVA ER - SANGO			1	100%	1
HIGHLANDS CLINICAL LABORATORY			1	100%	1
WALGREENS NO 10512			1	100%	1
HARDEE COUNTY FIRE RESCUE		1			1
Walgreens #5914		1			1
YUMA REGIONAL MEDICAL CENTER			1	100%	1
BAPTIST MEDICAL PLAZA AT WESTCHESTER			1	100%	1
AHC Dyersburg		1			1
JEFFREY A HIRSCHFIELD, MD PA			1	100%	1
ANDREWS INSTITUTE AMBULATORY SURGERY CENTER		1			1
ALTA BATES SUMMIT MEDICAL CENTER CLINICAL LAB			1	100%	1
CVS AZ7263POCT PHOENIX		1			1
LONESTAR 24HRER MANAGEMENT LLC DBA LONESTAR 24HRER			1	100%	1
GARDENS PEDIATRICS			1	100%	1
KIOSK MEDICINE KENTUCKY LLC		1			1
ALL PRO ORTHOPEDICS & SPORTS MEDICINE, PA			1	100%	1
EXACCARE KINGSTON, LLC			1	100%	1
JACKSON MADISON CO. GEN. HOSPITAL			1	100%	1
FLORIDA HOME HEALTH			1	100%	1
SYNAPSE ANALYTICAL LABS		1			1
LIFESTREAM BEHAVIORAL CENTER INC			1	100%	1
ARBOR DIAGNOSTICS, INC		1			1
SUN CITY DIAGNOSTIC CENTER			1	100%	1
WELLINGTON WEST 100176			1	100%	1
ATHENS MEDICAL CENTER			1	100%	1
DEVITA		1			1
Waycross VA CBOC		1			1
SKY LAKES MEDICAL CENTER		1			1
SURGERY CENTER, THE			1	100%	1
SHAW MEDICAL GROUP LLC			1	100%	1
HOUSTON MEDICAL CENTER			1	100%	1
MEDICAL EXAMINERS OFFICE, LEESBURG			1	100%	1
St. Catherine's manor of Findlay		1			1
WELLPATH			1	100%	1
MINUTECLINIC DIAGNOSTIC OF KANSAS, PC		1			1
Kroger 588 - The Little Clinic Thompsons Station		1			1
SPECTRUM LABORATORY			1	100%	1
WEST BOYNTON DIALYSIS			1	100%	1

COVID-19: testing by laboratory

Data through Mar 15, 2021 verified as of Mar 16, 2021 at 09:25 AM

Data in this report are provisional and subject to change.

The numbers in the table below represent the number of Florida and non-Florida residents for whom test results were received by the Department of Health. A person can be tested by more than one laboratory and can have both positive and negative results. **Therefore, the sum of the numbers in each column will be larger than the total number of people tested.**

Reporting lab	Inconclusive	Negative	Positive	Percent positive	Total
HUNEYCUTT FAMILY PRACTICE			1	100%	1
PINEVILLE PHARMACY			1	100%	1
UNIVERSITY OF MIAMI PRIMARY CARE SITE UMHC 3039			1	100%	1
Florence Home		1			1
MANHATTAN COLLEGE HEALTH SERVICES		1			1
MEDOR/ACC SYNCHRONY			1	100%	1
MERCY GENERAL HOSPITAL			1	100%	1
HEALTHPLUS			1	100%	1
STEPHENS COUNTY HOSPITAL			1	100%	1
Sanford Health & Rehabilitation			1	100%	1
LIFESPAN HEALTH - SELMER		1			1
EVERGREEN NURSING HOME		1			1
CVS MA38POCT CHARLTON		1			1
White River Health Care Center		1			1
RED HOOK FAMILY PRACTICE		1			1
EUGENE T FINAN, MD			1	100%	1
FRANKLIN CBOC			1	100%	1
INNOVATIVE CARE II LLC			1	100%	1
MEDCOR INC			1	100%	1
Life Care Center of Auburn		1			1
CRYSTAL RIVER FIRE DEPARTMENT			1	100%	1
WEST FLORIDA MEDICAL ASSOCIATES PA			1	100%	1
VA Tennessee Valley HCS-Nashville Campus			1	100%	1
SOUTHERN FAMILY HEALTH			1	100%	1
VIP FAMILY PRACTICE			1	100%	1
CVS NE5863POCT OMAHA		1			1
THOMAS HOSPITAL			1	100%	1
ESOTERIC LAB			1	100%	1
CVS NH1004POCT SALEM			1	100%	1
Illiana HCS -Danville VAMC		1			1
FLORIDA DIGESTIVE AND LIVER SPECIALISTS			1	100%	1
CONCENTRA - TAMPA EAST		1			1
PAUL C SCHWARTZ & MELVIN L WEIDMAN		1			1
UNIVERSITY OF NORTH CAROLINA HOSPITALS			1	100%	1
ATMORE COMMUNITY HOSPITAL			1	100%	1
GOOD SAMARITAN SOCIETY - DE SMET		1			1
CROZER-CHESTER MEDICAL CENTER			1	100%	1
WEST FLORIDA MEDICAL ASSOCIATES			1	100%	1
UHS BINGHAMTON GENERAL			1	100%	1
KAISER SUNNYSIDE MEDICAL CTR LAB		1			1
FLORIDA HOSPITAL ORMOND BEACH			1	100%	1
NAVAL BRANCH HEALTH CLINIC			1	100%	1
HEALTHALLIANCE HOSPITAL LABORATORY		1			1
PORTSMOUTH REG. HOSPITAL			1	100%	1
NEW YORK PRESBYTERIAN HOSPITAL			1	100%	1
STATE OF ALASKA			1	100%	1
COVENANT HEALTH		1			1

COVID-19: testing by laboratory

Data through Mar 15, 2021 verified as of Mar 16, 2021 at 09:25 AM

Data in this report are provisional and subject to change.

The numbers in the table below represent the number of Florida and non-Florida residents for whom test results were received by the Department of Health. A person can be tested by more than one laboratory and can have both positive and negative results. **Therefore, the sum of the numbers in each column will be larger than the total number of people tested.**

Reporting lab	Inconclusive	Negative	Positive	Percent positive	Total
ACCESS TOTAL CARE - PORTLAND			1	100%	1
LAKE VISTA DIALYSIS			1	100%	1
FHPG INTERNAL MEDICINE OF BRANDON			1	100%	1
NORTHSIDE FAMILY MEDICINE AND URGENT CARE (CUMMING)		1			1
CONCIERGE INTERNAL MEDICINE ASSOCIATES			1	100%	1
HEALTH PLUS SUNRISE MEDICAL OFFICE			1	100%	1
LABORATORIO MEDICO CENTRAL CONDOMINO MD			1	100%	1
ST. LUKE'S HOSPITAL			1	100%	1
WALGREENS #06025		1			1
MANCHESTER COMMONS		1			1
WELLCARE URGENT CARE			1	100%	1
BAPTIST ASI			1	100%	1
ADVENT HEALTH MEDICAL GROUP		1			1
INDIAN RIVER CLINICAL LABORATORY, INC.		1			1
SISTERS MISSION			1	100%	1
LOPEZ		1			1
UF HEALTH - WILDLIGHT			1	100%	1
BALLAD HEALTH MEDICAL ASSOCIATES URGENT CARE			1	100%	1
MEDERI CARETENDERS VS OF SE FL LLC DBA			1	100%	1
Schenectady Center for Rehabilitation & Nursing		1			1
LADY LAKE FAMILY MEDICINE			1	100%	1
PASTEUR MEDICAL HIALEAH GARDEN LLC			1	100%	1
SPARTA HEALTH & REHAB		1			1
SIGNATURE CARE COLLEGE STATION			1	100%	1
NORTH SHORE MEDICAL CENTER - SALEM HOSPITAL			1	100%	1
MEDSTAR HEALTH URGENT CARE			1	100%	1
REGENTS PARK OF JACKSONVILLE			1	100%	1
SIMPLY HEALTHCARE AND WELLNESS CLINIC, PC			1	100%	1
GENESEE COUNTY HEALTH DEPARTMENT		1			1
REGIONAL MED CTR BAYONET POINT			1	100%	1
Mercy Manor Transition Center			1	100%	1
VERITAS GENETICS, INC.			1	100%	1
SUMMER PLACE NURSING & REHABILITATION		1			1
COMMUNITY HOSPITALS INDIANAPOLIS			1	100%	1
Senatobia Healthcare & Rehab		1			1
CAH ACQUISITION COMPANY 11 LLC			1	100%	1
FAIRVIEW HOSPITAL			1	100%	1
ManorCare Yeadon		1			1
MEDLABS OF FLORIDA LLC D/B/A MEDLABS DIAGNOSTICS		1			1
BRUCE S WEST MD			1	100%	1
STAMFORD HOSPITAL			1	100%	1
Kroger 699 - The Little Clinic Smyrna		1			1
REELFOOT FAMILY WALK-IN CLINIC		1			1
C A R E S		1			1
LIFELINK TRANSPLANT INSTITUTE LAB			1	100%	1
INDIANA STATE DEPARTMENT OF HEALTH CLINIC MICROBIOLOGY		1			1
PENN NURSING CENTER		1			1

COVID-19: testing by laboratory

Data through Mar 15, 2021 verified as of Mar 16, 2021 at 09:25 AM

Data in this report are provisional and subject to change.

The numbers in the table below represent the number of Florida and non-Florida residents for whom test results were received by the Department of Health. A person can be tested by more than one laboratory and can have both positive and negative results. **Therefore, the sum of the numbers in each column will be larger than the total number of people tested.**

Reporting lab	Inconclusive	Negative	Positive	Percent positive	Total
SUNCOAST FAMILY MEDICAL ASSOCIATES			1	100%	1
LANGLEY DIALYSIS			1	100%	1
NOVANT HEALTH PRINCE WILLIAM WELLNESS CENTER			1	100%	1
MEDEXPRESS URGENT CARE-VINLAND SOUTH			1	100%	1
GENESIS HEALTH SYSTEM			1	100%	1
WORKFORCE HEALTH DEPARTMENT			1	100%	1
AFTER HOURS CLINIC			1	100%	1
UF HEALTH THE VILLAGES			1	100%	1
SELF REGIONAL HEALTHCARE			1	100%	1
THE MEDICAL CENTER			1	100%	1
DONALSONVILLE HOSPITAL			1	100%	1
TREASURE COAST PRIMARY CARE		1			1
AESTHETIC PHYSICIANS PC			1	100%	1
MED FIRST IMMEDIATE CARE AND FAMILY PRACTICE			1	100%	1
Walgreens #9620		1			1
MORGAN STANELY HEALTH CENTER		1			1
MEDICAL LIFE-INC GUIDEWELL EMERGENCY MEDICINE			1	100%	1
DW MCMILLAN MEMORIAL HOSPITAL LABORATORY			1	100%	1
COMMONWEALTH OF VIRGINIA DIVISION OF CONSOLIDATED LABORATORY SERVICES			1	100%	1
DOCTOR TODAY URGENT CARE			1	100%	1
TARRYTOWN PHARMACY			1	100%	1
AdventHealth Care Center Zephyrhills North			1	100%	1
Kroger 016 - The Little Clinic Centennial		1			1
Kroger 805 - The Little Clinic Lewis Center		1			1
KISSIMMEE HOME TRAINING		1			1
FIVE STAR PREMIER RESIDENCES OF POMPANO BEACH			1	100%	1
EVENING PEDIATRICS INC			1	100%	1
LOGAN COUNTY HOSPITAL			1	100%	1
Avista Nursing and Rehab			1	100%	1
MOSAIC MEDICAL CENTER MARYVILLE			1	100%	1
Kroger 523 - The Little Clinic Dickson			1	100%	1
GEORGETOWN URGENT CARE			1	100%	1
UPMC NORTHWEST HOSPITAL			1	100%	1
LAB PLUS, LLC AT ASCENSION SAINT THOMA		1			1
MOSOLF PEDIATRICS PA			1	100%	1
The Carrington		1			1
KROGER 785 - THE LITTLE CLINIC DIXIE HWY		1			1
UT HEALTH RGV CLINICAL LABORATORY			1	100%	1
LAKE REGIONAL HEALTH			1	100%	1
WVU MEDICINE - WESTON			1	100%	1
MEMORIAL HERMANN KATY HOSPITAL			1	100%	1
Kroger 395 - The Little Clinic Blanchester		1			1
ST. PETERSBURG PEDIATRICS-SEMINOLE			1	100%	1
Port Orange Nursing And Rehab Center			1	100%	1
Kroger 524 - The Little Clinic Iron Bridge Road		1			1
PEDIATRIC SPECIALTY CLINIC COLLIER			1	100%	1
HELIX BIOMEDICS LLC			1	100%	1

COVID-19: testing by laboratory

Data through Mar 15, 2021 verified as of Mar 16, 2021 at 09:25 AM

Data in this report are provisional and subject to change.

The numbers in the table below represent the number of Florida and non-Florida residents for whom test results were received by the Department of Health. A person can be tested by more than one laboratory and can have both positive and negative results. **Therefore, the sum of the numbers in each column will be larger than the total number of people tested.**

Reporting lab	Inconclusive	Negative	Positive	Percent positive	Total
BAPTIST HEALTH SURGERY CENTER			1	100%	1
MEDEXPRESS URGENT CARE - CHERRY HILL		1			1
WW Chem Auto SS			1	100%	1
ORMC-ARDEN/EOI			1	100%	1
IZ MEDICAL		1			1
IVY CREEK HEALTHCARE & WELLNESS CENTRE			1	100%	1
CARENOW URGENT CARE – SPRING			1	100%	1
Kroger 629 - The Little Clinic Cartersville, GA Hwy 41		1			1
PASTEUR MEDICAL CENTER LLC		1			1
MEDIPLUS CLINIC, INC			1	100%	1
DEERFIELD BEACH REHABILITATION AND NURSING			1	100%	1
MERCY HOME		1			1
OASIS FAMILY RESORT IN THE SPRINGS LLC		1			1
RIVERSIDE REGIONAL MED CENTER			1	100%	1
CONSULATE HEALTH CARE OF VERO BEACH			1	100%	1
CARDIOLOGY AND FITNESS MEDICINE		1			1
LAKE WALES DIALYSIS CENTER			1	100%	1
UMASS MEMORIAL/MARLBORO HOSPITAL			1	100%	1
EXPRESS PHARMACY INC		1			1
ALL PEDIATRIC CARE PA			1	100%	1
UNIVERSITY URGENT CARE			1	100%	1
SUMMIT LABORATORY			1	100%	1
ICARE		1			1
AML DIAGNOSTICS- ADV TESTING IN METABOLIC MEDICINE			1	100%	1
CVS CA9103POCT ESCONDIDO		1			1
Kroger 379 - The Little Clinic Stony Brook		1			1
SLIDELL MEMORIAL HOSPITAL			1	100%	1
Kroger 541 - The Little Clinic Long Hollow Pike		1			1
Brattleboro Crossings LLC dba Pine Heights at Brattleboro		1			1
Remarkable Healthcare Dallas			1	100%	1
Village Green Health & Rehabilitation		1			1
NORTHSIDE HOSPITAL DULUTH			1	100%	1
RIVERSIDE COUNTY PUBLIC HEALTH LABORATORY			1	100%	1
PACE UNIVERSITY HEALTH CARE		1			1
CARE CONNECTIONS AT HOME LLC			1	100%	1
MEMORIAL MEDICAL CENTER			1	100%	1
HOLY CITY MED URGENT CARE			1	100%	1
CHRISTUS GOOD SHEPHERD MEDICAL CENTER			1	100%	1
BAPTIST HEALTH SURGERY CENTER AT NORTHPOINT			1	100%	1
SC-GA2018 MCCORMICK REHAB & HEALTHCARE		1			1
MADISON AT OVIEDO			1	100%	1
Integrity Healthcare of Carbondale			1	100%	1
PEDIATRIC ASSOCIATES OF ORLANDO			1	100%	1
Birmingham Nursing & Rehab Center		1			1
ORMOND PEDIATRICS PA			1	100%	1
HARDEN DIALYSIS		1			1
ST JOHNS EPISCOPAL HOSPITAL SOUTH SHORE		1			1

COVID-19: testing by laboratory

Data through Mar 15, 2021 verified as of Mar 16, 2021 at 09:25 AM

Data in this report are provisional and subject to change.

The numbers in the table below represent the number of Florida and non-Florida residents for whom test results were received by the Department of Health. A person can be tested by more than one laboratory and can have both positive and negative results. **Therefore, the sum of the numbers in each column will be larger than the total number of people tested.**

Reporting lab	Inconclusive	Negative	Positive	Percent positive	Total
Brookcrest Nursing Home		1			1
BEACHSIDE DETOX		1			1
LOUIS A JOHNSON VAMC		1			1
ORLANDO PHYSICIAN NETWORK		1			1
MARTIN ARMY COMMUNITY HOSPITAL			1	100%	1
Kroger 717 - The Little Clinic Dolphin Drive			1	100%	1
FLORIDA EPIDEMIOLOGY PROGRAM			1	100%	1
PANCARE HEALTH - CARR ELEM & MIDDLE SCHOOL			1	100%	1
LAB PLUS, LLC			1	100%	1
JACKSONVILLE HEALTH & REHAB		1			1
ADVENT HEALTH - OWASA			1	100%	1
ROAN MOUNTAIN MEDICAL CENTER			1	100%	1
NORTH SHORE HEMATOLOGY-ONCOLOGY ASSOCI		1			1
DAYTONA BEACH CENTRA CARE			1	100%	1
CARESPOT - OCOEE			1	100%	1
MEDEXPRESS URGENT CARE - HADLEY		1			1
Tremont Health & Rehabilitation Center		1			1
CORE OCCUPATIONAL RESOURCES, LLC			1	100%	1
MEDPOST - NORTH DALLAS			1	100%	1
Kroger 569 - The Little Clinic Gallatin		1			1
Kroger 531 - The Little Clinic Waterville		1			1
PEDIATRIC URGENT CARE CENTR OF FORT WORTH-LA GRAN			1	100%	1
B2 URGENT CARE			1	100%	1
WESTON COUNTY HEALTH SERVICES			1	100%	1
HOLYCROSS URGENT CARE AND IMAGING CENTER		1			1
BETHESDA HEALTH PHYSICIANS GROUP		1			1
Fairhaven Retirement Community		1			1
LAMARQUE DIALYSIS			1	100%	1
KIDS CARE PEDIATRICS PA			1	100%	1
GOOD PEDIATRICS			1	100%	1
NEW YORK CITY DEPARTMENT OF HEALTH			1	100%	1
FORT MYERS NORTH DIALYSIS		1			1
SALEM VAMC		1			1
MEDEXPRESS URGENT CARE CHICOPEE			1	100%	1
PULMONARY MEDICINE		1			1
CSI LABORATORIES FLORIDA			1	100%	1
THE CLINIC ON SIXTH			1	100%	1
LADY OF THE SEA HOSPITAL LAB			1	100%	1
OHIOHEALTH URGENT CARE			1	100%	1
RIDGEFIELD PEDIATRIC ASSOCIATES		1			1
PM PEDIATRICS PC			1	100%	1
HALE KUPUNA HERITAGE HOME		1			1
THE CHILDREN'S HOSPITAL OF PHILADELPHIA		1			1
HAVASU REGIONAL MEDICAL CENTER			1	100%	1
MEDEXPRESS URGENT CARE - PATRICK STREE			1	100%	1
RESTORE MEDICAL PARTNERS PLLC			1	100%	1
ASHLEY PEDIATRICS DAY & NIGHT CLINIC			1	100%	1

COVID-19: testing by laboratory

Data through Mar 15, 2021 verified as of Mar 16, 2021 at 09:25 AM

Data in this report are provisional and subject to change.

The numbers in the table below represent the number of Florida and non-Florida residents for whom test results were received by the Department of Health. A person can be tested by more than one laboratory and can have both positive and negative results. **Therefore, the sum of the numbers in each column will be larger than the total number of people tested.**

Reporting lab	Inconclusive	Negative	Positive	Percent positive	Total
BRUSHY CREEK FAMILY HOSPITAL			1	100%	1
Autumn Care of Suffolk		1			1
JOHN PETER SMITH HOSPITAL- OB TRIAGE			1	100%	1
MEMORIAL SATILLA HEALTH			1	100%	1
Manor Care Health Care Services - Williamsport North		1			1
AUTUMN CARE OF STATESVILLE, LLC		1			1
Kroger 753 - The Little Clinic Goss Avenue		1			1
SEVEN HILLS HEALTHCARE GROUP LLC DBA		1			1
APOLLOMDX LLC			1	100%	1
FLORIDA DEPARTMENT OF HEALTH IN CITRUS COUNTY		1			1
Kroger 618 - The Little Clinic Trail Creek Village		1			1
BAM INC		1			1
Kroger 929 - The Little Clinic Corryville		1			1
INHEALTH LIFE SCIENCES			1	100%	1
UNITED HEALTHCARE			1	100%	1
LONG ISLAND MINIMALLY INVASIVE SURGERY		1			1
PRIMARY & URGENT CARE CENTERS			1	100%	1
FIRST CARE OF GAINESVILLE			1	100%	1
CVS TX7431POCT ROWLETT		1			1
MARTIN HEALTH PHYSICIAN GROUP			1	100%	1
Altenheim Senior Living		1			1
COUNTRYSIDE PEDIATRIC CARE PA			1	100%	1
DEACONESS URGENT CARE CENTER			1	100%	1
NORTH PALM BEACH DIALYSIS CENTER			1	100%	1
CORPUS CHRISTI MEDICAL CENTER			1	100%	1
MIL LAKE HEALTHCARE CENTER INC PEDIATRICS			1	100%	1
Kroger 49 - The Little Clinic Wichita - 21st St.			1	100%	1
SOUTHERN WINDS			1	100%	1
LABTEST LLC LABTEST DIAGNOSTICS			1	100%	1
CVS OH3980POCT KENT		1			1
HCA HOUSTON ER 24/7			1	100%	1
ABBOTT LABORATORIES - OCCUPATIONAL HEALTH SERVICES			1	100%	1
Louis Stokes Cleveland VA - Midtown Dialysis Center		1			1
TREASURE COAST COMMUNITY HEALTH INC			1	100%	1
Signature Healthcare of Palm Beach			1	100%	1
BAPTIST HEALTH EXPRESS CARE			1	100%	1
ASCENSION ST VINCENT'S - WESTSIDE			1	100%	1
FIT4LIFE MEDICAL CENTER			1	100%	1
FLORIDA HEALTH CARE MEDICAL GROUP		1			1
Rockcastle Health and Rehab		1			1
ENCOMPASS HEALTH REHABILITATION HOSPITAL OF MIAMI			1	100%	1
TITUSVILLE TOWERS ASSISTED LIVING		1			1
LAKELAND MEDICAL CENTER			1	100%	1
SAINT ALPHONSUS REGIONAL MEDICAL CENTER			1	100%	1
Alden Lincoln Park			1	100%	1
MAHONEY PEDIATRICS PA			1	100%	1
GREATER MIAMI DIALYSIS			1	100%	1

COVID-19: testing by laboratory

Data through Mar 15, 2021 verified as of Mar 16, 2021 at 09:25 AM

Data in this report are provisional and subject to change.

The numbers in the table below represent the number of Florida and non-Florida residents for whom test results were received by the Department of Health. A person can be tested by more than one laboratory and can have both positive and negative results. **Therefore, the sum of the numbers in each column will be larger than the total number of people tested.**

Reporting lab	Inconclusive	Negative	Positive	Percent positive	Total
FLORIDA CLINICAL RESEARCH CENTER, LLC			1	100%	1
SOMA MEDICAL CENTER P.A. #4			1	100%	1
MEMORIAL HOSPITAL MIRAMAR WAIVED TESTING			1	100%	1
UT MD ANDERSON CANCER CENTER-TUMOR MARKER LAB			1	100%	1
CENTRAL FLORIDA HOSPITALIST			1	100%	1
BARRINGTON TERRACE NAPLES			1	100%	1
Manassas Health & Rehab			1	100%	1
PM PEDIATRICS OF BAYSIDE, PLLC		1			1
SUSAN F. WILLIAMS M.D., P.A.			1	100%	1
TEMPUS_LABS			1	100%	1
DAUGHTERS OF SARAH NURSING CENTER		1			1
CLINICAL TRIALS OF TAMPA LLC		1			1
ALIMETRIX INC		1			1
BEAUMONT REFERENCE LABORATORY			1	100%	1
Towne Manor West		1			1
CVS NE8616POCT LINCOLN		1			1
ADVANCED INDIVIDUALIZED MEDICINE OF NAPLES			1	100%	1
MOUNT SINAI MEDICAL CENTER OF FLORIDA, INC			1	100%	1
ALL CHILDRENS PEDIATRIC CLINIC			1	100%	1
NORTH BROWARD MEDICAL CENTER			1	100%	1
BROOKS REHAB			1	100%	1
NORTH COUNTY MEDICAL LAB			1	100%	1
ASSOCIATESMD			1	100%	1
LOURDES URGENT CARE			1	100%	1
VICTORIA PAIN AND REHABILITATION CENTER			1	100%	1
PUBLIX PHARMACY #0332		1			1
MEDEXPRESS URGENT CARE - DANVILLE		1			1
EAST TENNESSEE STATE UNIVERSITY		1			1
PALMETTO LANDING			1	100%	1
MEMORIAL HERMANN MEDICAL GROUP-ATASCOCITA PEDS			1	100%	1
WINTER GARDEN CHILDREN'S HEALTH CENTERS			1	100%	1
NORTHERN KENTUCKY HEALTH DEPARTMENT			1	100%	1
Peninsula Nursing and Rehabilitation Center		1			1
HAYS CLINICAL LAB			1	100%	1
KROGER 915 - THE LITTLE CLINIC ANDERSON			1	100%	1
GATEWAY HEALTHCARE, PC			1	100%	1
Highland Pines Health and Rehab		1			1
WillowBrooke Court at Westminster Village		1			1
VCU HEALTH SYSTEM AUTHORITY - MCV HOSPITALS			1	100%	1
Kroger - KRO70600172		1			1
SHAMRA MEDICAL LABORATORY			1	100%	1
FAMILY MEDICAL CLINIC KENDALL LLC			1	100%	1
SKY RIDGE MEDICAL CENTER - MICRO			1	100%	1
FIU HEALTH CARE CENTER			1	100%	1
Baypoint Healthcare Center			1	100%	1
AMERICAN LAB LLC		1			1
NORTHSIDE FAMILY MEDICINE		1			1

COVID-19: testing by laboratory

Data through Mar 15, 2021 verified as of Mar 16, 2021 at 09:25 AM

Data in this report are provisional and subject to change.

The numbers in the table below represent the number of Florida and non-Florida residents for whom test results were received by the Department of Health. A person can be tested by more than one laboratory and can have both positive and negative results. **Therefore, the sum of the numbers in each column will be larger than the total number of people tested.**

Reporting lab	Inconclusive	Negative	Positive	Percent positive	Total
CLEVELAND CLINIC OHIO LABORATORIES			1	100%	1
Kroger 433 - The Little Clinic Atoka		1			1
MOUNT SINAI MEDICAL CENTER OF FLORIDA INC			1	100%	1
Newton Wellesley Center for Alzheimer's Care		1			1
SMITH			1	100%	1
CVS NC2559POCT CHARLOTTE		1			1
ROYAL PALM PEDIATRICS			1	100%	1
MEDICAL ASSOCIATES OF THE SHOALS		1			1
ASHLEY CLINICAL DIAGNOSTIC LABORATORY			1	100%	1
CVS NV5942POCT LAS VEGAS		1			1
Maplewood of Cheshire County		1			1
CERMAK HEALTH SERVICES			1	100%	1
MARYLAND DEPARTMENT OF HEALTH AND MENTAL HYGIENE-LABORATORIES			1	100%	1
NSPIRE HEALTHCARE PLANTATION			1	100%	1
ADVANCED RESEARCH AND DIAGNOSTIC LABORATORY UNIVERSITY OF MINNESOTA			1	100%	1
FOUNDATION LABORATORY			1	100%	1
CORNERSTONE DRUG AND GIFT INC		1			1
JOHNSON & JOHNSON VISION CARE-VISTAKON			1	100%	1
PHYSICIANS ASSOCIATES PA			1	100%	1
ST MICHAEL'S ELITE MEDICAL HOSPITAL			1	100%	1
SUMMERFIELD PAIN MANAGEMENT			1	100%	1
INTEGRATED GENETICS SEQUENOM		1			1
Ravenwood Speciality Care		1			1
SUPREME MEDICAL GROUP PLLC			1	100%	1
PROGENESIS INC			1	100%	1
MOBILE INFIRMARY MEDICAL CENTER			1	100%	1
LEGACY SPECIALTY PHARMACY CORP			1	100%	1
Kroger 367 - The Little Clinic Walton		1			1
MEDICAL ASSOCIATES OF PINELLAS - LAB			1	100%	1
FIRST CARE WALK IN CLINIC LLC			1	100%	1
MARTIN MEM FAMILY CARE AT ST LUCIE W			1	100%	1
Kroger 006 - The Little Clinic Uintah Gardens		1			1
Walgreens #19461		1			1
EDWARD HOSPITAL			1	100%	1
FRESENIUS KIDNEY CARE OCALA			1	100%	1
MEDEXPRESS URGENT CARE - HACKETTSTOWN		1			1
TILE PHARMACY		1			1
CHOTA COMMUNITY HEALTH SERVICES		1			1
Waddell Nursing & Rehab Center		1			1
FORT LOUDOUN PRIMARY CARE		1			1
TWIN			1	100%	1
SCRIPTS PLUS INC DBA THE MEDICINE SHOP		1			1
COMMUNITY MEDICAL CARE			1	100%	1
CVS TX7675POCT RED OAK			1	100%	1
BROOKDALE AVONDALE (BU 04360)			1	100%	1
BHS PHYSICIAN NETWORK			1	100%	1
GREYSTONE HOME HEALTH OF GREATER ORLANDO LLC		1			1

COVID-19: testing by laboratory

Data through Mar 15, 2021 verified as of Mar 16, 2021 at 09:25 AM

Data in this report are provisional and subject to change.

The numbers in the table below represent the number of Florida and non-Florida residents for whom test results were received by the Department of Health. A person can be tested by more than one laboratory and can have both positive and negative results. **Therefore, the sum of the numbers in each column will be larger than the total number of people tested.**

Reporting lab	Inconclusive	Negative	Positive	Percent positive	Total
FLORIDA MEDICAL CLINIC IM LUTz			1	100%	1
CDR MAGUIRE – STUART MISSION			1	100%	1
SPRINGBROOK HOSPITAL			1	100%	1
HEALTH FIRST MEDICAL GROUP LLC			1	100%	1
LANTANA HC LAB			1	100%	1
TRAVIS LEE THOMPSON MD			1	100%	1
ARNOLD PALMER HOSPITAL LAB POCT		1			1
Edinboro Manor		1			1
New York Harbor Harbor HCS - Brooklyn Campus		1			1
BASCOM PALMER-MICRO LAB			1	100%	1
HIDALGO FAMILY CLINIC			1	100%	1
HOWELL BRANCH COURT			1	100%	1
BAXTER REGIONAL MEDICAL CENTER			1	100%	1
PARK AVENUE DERMATOLOGY NORTH			1	100%	1
Metairie Healthcare Center			1	100%	1
FAYETTE MEDICAL CENTER LAB		1			1
REFERENCE LABORATORY			1	100%	1
PULMONARY, CRITICAL CARE AND SLEEP DISORDERS INSTITUTE OF SOUTH FLORID			1	100%	1
OCALA REGIONAL DIALYSIS- NORTH			1	100%	1
DEPT OF VA MEDICAL CENTER - MIAMI			1	100%	1
LIMA MEMORIAL HOSPITAL			1	100%	1
HOLLAND COMMUNITY HOSPITAL		1			1
Memorial Health Care Center			1	100%	1
Bethel Lutheran Nursing & Rehabilitation Center		1			1
CONCENTRA - OCALA		1			1
Kroger 397 - The Little Clinic Frankfort East		1			1
SHRIVERS PHARMACY AND WELLNESS CENTER			1	100%	1
Highland Ave. Eye Clinic		1			1
LEGACY AT HIGHWOODS PRESERVE		1			1
ST VINCENT'S AMBULATORY CARE INC			1	100%	1
CRUSADER COMMUNITY HEALTH			1	100%	1
SAINT PETE MRI			1	100%	1
Mayfair Village Nursing Care Center		1			1
MAIN STREET PHARMACY OF MARCELLUS, INC		1			1
NEW MILFORD HOSPITAL			1	100%	1
CAREWELL URGENT CARE FITCHBURG			1	100%	1
QUALITY CLINICAL LAB LLC			1	100%	1
NULL			1	100%	1
Redwood Springs Healthcare			1	100%	1
VAULT MEDICAL SERVICES			1	100%	1
SEGAL INSTITUTE FOR CLINICAL RESEARCH INC			1	100%	1
EAGLE COUNTY HEALTH AND HUMAN SERVICES			1	100%	1
EXPRESS CARE OF OCALA			1	100%	1
ADVANCED URGENT CARE PLLC		1			1
PALM BEACH COUNTY HEALTH DEPT.			1	100%	1
BEAUMONT HOSPITAL, GROSSE POINTE			1	100%	1
ENT & ALLERGY ASSOCIATES, LLP - SLEEPY HOLLOW (ABBOTT)		1			1

COVID-19: testing by laboratory

Data through Mar 15, 2021 verified as of Mar 16, 2021 at 09:25 AM

Data in this report are provisional and subject to change.

The numbers in the table below represent the number of Florida and non-Florida residents for whom test results were received by the Department of Health. A person can be tested by more than one laboratory and can have both positive and negative results. **Therefore, the sum of the numbers in each column will be larger than the total number of people tested.**

Reporting lab	Inconclusive	Negative	Positive	Percent positive	Total
AVALON MEDICAL GROUP			1	100%	1
Crowne Health Care of Eufaula		1			1
BRIAN C GRINER MD LLC			1	100%	1
West Bay of Tampa Center			1	100%	1
MOBILE MEDICAL CLINIC			1	100%	1
WY RETIREMENT CENTER		1			1
Kroger 682 - The Little Clinic Combs and Gantzel		1			1
METROWEST MEDICAL CENTER - FRAMINGHAM			1	100%	1
CHI ST. LUKE'S HEALTH BCM MEDICAL CENTER			1	100%	1
FELD ENTERTAINMENT			1	100%	1
Kroger 410 - The Little Clinic Trinity		1			1
CVS NC2749POCT CONCORD		1			1
Overton Brooks VAMC		1			1
SARHA DOCTORS CENTER			1	100%	1
CVS KS8601POCT OVERLAND PARK			1	100%	1
ARLINGTON ADULT RESIDENTIAL FACILITY, INC			1	100%	1
NEW ERA HEALTH CENTER INC		1			1
HENRICO DOCTOR'S LABORATORY			1	100%	1
HOLSTON MEDICAL GROUP		1			1
MEMORIAL HERMANN SOUTHWEST HOSPITAL			1	100%	1
WAYCROSS INTRTNAL MEDICINE			1	100%	1
Vibrallife of El Paso Rehabilitation Center			1	100%	1
PARTNERS IN PRIMARY CARE		1			1
SOWAL HEALTH & DRUG			1	100%	1
FAMILY PHYSICIANS OF WINTER PARK, INC			1	100%	1
DUKE UNIVERSITY POINT OF CARE TESTING PROGRAM			1	100%	1
SHANDSCAIR FLIGHT PROGRAM			1	100%	1
ORMOND BEACH DIALYSIS			1	100%	1
Walgreens #3049		1			1
KEATING SPORTS CENTER		1			1
RABI SINHA, MD		1			1
IVAN, MAYA			1	100%	1
VA Greater LA HCS-Santa Maria OPC			1	100%	1
CLUB HEALTH AND REHABILITATION CENTER, THE		1			1
LAKE COMMUNITY ACTION AGENCY		1			1
CVS TX1057POCT SAN ANTONIO		1			1
PHYSICIANS ASSOCIATES			1	100%	1
RIVIERA BEACH HEALTH CENTER LAB			1	100%	1
RAPID CITY REGIONAL HOSPITAL -579 ATTN. LABORATORY		1			1
MEDEXPRESS URGENT CARE - ST CLAIR, CLOVER DR.		1			1
DOCTORS HEARING			1	100%	1
BMC/NASSAU			1	100%	1
CAROMONT HEALTH			1	100%	1
HAWAII DEPARTMENT OF HEALTH LAB			1	100%	1
CVS IL2297144CV CHICAGO		1			1
HIGHLAND PARK LAKEWOOD PRESTON HOLLOW			1	100%	1
WINCHESTER HOSPITAL			1	100%	1

COVID-19: testing by laboratory

Data through Mar 15, 2021 verified as of Mar 16, 2021 at 09:25 AM

Data in this report are provisional and subject to change.

The numbers in the table below represent the number of Florida and non-Florida residents for whom test results were received by the Department of Health. A person can be tested by more than one laboratory and can have both positive and negative results. **Therefore, the sum of the numbers in each column will be larger than the total number of people tested.**

Reporting lab	Inconclusive	Negative	Positive	Percent positive	Total
Bethany Manor		1			1
CHRISTIANA HOSPITAL		1			1
CROSS CREEK HEALTH CARE		1			1
NORTHEAST TEXAS DIALYSIS		1			1
PIONEER CLINICAL RESEARCH LLC			1	100%	1
ACCOMPLISHED HOME CARE		1			1
Alexandria Place		1			1
MED TECH CLINICAL LABORATORY		1			1
DECATUR MORGAN HOSPITAL - DECATUR GENE		1			1
MY URGENT CARE CLINIC			1	100%	1
CHRISTIAN REST HOME ASSOC		1			1
ASHLEY PEDICATRICS DAY AND NIGHT CLINIC			1	100%	1
ST JOHN'S HOME CARE			1	100%	1
WOODHILLS LABS			1	100%	1
Medicalodges Neosho			1	100%	1
ST CATHERINE HOSPITAL LABORATORY			1	100%	1
OKLAHOMA BLOOD INSTITUTE			1	100%	1
SUPERKIDS PEDIATRICS			1	100%	1
OCEAN MEDICAL CENTER		1			1
ABSOLUTE QUICK CARE			1	100%	1
CVS CA8861POCT BUENA PARK		1			1
NF Escambia, LLC DBA Olive BranchHealth and Rehabilitaion Center			1	100%	1
ADVANCED CARDIOVASCULAR DIAGNOSTICS OF FL			1	100%	1
Englewood Health Care Center		1			1
CENTRAL FLORIDA MEDICAL CARE			1	100%	1
FREDERICK MEMORIAL HOSPITAL			1	100%	1
NANCY M WORTHINGTON MD PA			1	100%	1
Cooperstown Center for Nursing and Rehabililtation		1			1
SOUTH FLORIDA URGENT CARE CENTERS, LLC			1	100%	1
Bay View Nursing and Rehabilitation Center			1	100%	1
CVS IL5797POCT CAROL STREAM		1			1
THE NEW JEWISH HOME		1			1
WALGREENS # 09788		1			1
Lenbrook		1			1
ACUPATH LABORATORIES INC			1	100%	1
MD NOW URGENT CARE			1	100%	1
Kroger - KRO03500568			1	100%	1
LAREDO EMERGENCY ROOM			1	100%	1
CENTRAL ALABAMA HEALTH CARE SYSTEM			1	100%	1
STANDIFER PLACE		1			1
BRISTOL CHILDRENS CLINIC			1	100%	1
PowerBack Piscataway Center		1			1
SOUTH COUNTY MEDICAL CENTER			1	100%	1
UNIVERSITY OF MIAMI HOSPITALS & CLINIC			1	100%	1
SOUTH TEXAS HEALTH SYSTEM ER - WARE ROAD			1	100%	1
BRADENTON CONVENTION CENTER□			1	100%	1
HORIZON MEDICAL CENTER			1	100%	1

COVID-19: testing by laboratory

Data through Mar 15, 2021 verified as of Mar 16, 2021 at 09:25 AM

Data in this report are provisional and subject to change.

The numbers in the table below represent the number of Florida and non-Florida residents for whom test results were received by the Department of Health. A person can be tested by more than one laboratory and can have both positive and negative results. **Therefore, the sum of the numbers in each column will be larger than the total number of people tested.**

Reporting lab	Inconclusive	Negative	Positive	Percent positive	Total
SUREPOINT URGENT CARE PADRE ISLAND			1	100%	1
SANITAS RESEARCH LLC			1	100%	1
MONMOUTH MEDICALC ENTER		1			1
GOSHEN HOSPITAL			1	100%	1
FAMILY MEDICAL CENTER		1			1
LSU MEDICAL CENTER			1	100%	1
AMERICAN MEDICAL RESPONSE - FARMER BRA		1			1
Kroger 465 - The Little Clinic Oakley		1			1
Ohman Family Living at Holly Assisted Living		1			1
ST. MARY MEDICAL CENTER		1			1
Chateau Girardeau			1	100%	1
CHC SOUTHWEST FLORIDA LAB-LIVE			1	100%	1
TMH PHYSICIAN PARTNERS			1	100%	1
CHAMBREL AT PINECASTLE			1	100%	1
BLOOD SYSTEMS LABORATORIES			1	100%	1
CLEVELAND CLINIC AKRON GENERAL			1	100%	1
FAST PACE URGENT CARE			1	100%	1
MEDICAL SPECIALISTS OF THE PALM BEACHES INC			1	100%	1
PALOMAR MEDICAL CENTER			1	100%	1
ALLIANCE MD DIRECT PRIMARY CARE			1	100%	1
ACCESS 365 URGENT CARE LLC			1	100%	1
LAKEVIEW REGIONAL HOSPITAL			1	100%	1
MEDEXPRESS URGENT CARE -HOWELL US HWY		1			1
BAPTIST MINOR MEDICAL CENTER			1	100%	1
Urgent Care 24/7 Orlando LLC			1	100%	1
ADVANTA LABS, LLC		1			1
SOUTHEASTERN PATHOLOGY ASSOCIATES			1	100%	1
Big River Nursing and Rehab		1			1
Kroger 923 - The Little Clinic Centerville		1			1
THE CHRIST HOSPITAL			1	100%	1
GOOD SAMARITAN SOCIETY-FOREST CITY		1			1
CVS M08595POCT RAYMORE		1			1
SOUTHERN SPRINGS HEALTH CARE		1			1
EILEEN TURBESSI MD PA		1			1
Hearthstone Nursing and Rehabilitation Center		1			1
ENZO LABS INC			1	100%	1
PROVIDENCE ST PETER HOSPITAL		1			1
LAKE MARY DIALYSIS			1	100%	1
WALGREEN#12147		1			1
KATHY L ANDERSON DO PA			1	100%	1
WESTEX URGENT CARE, PLLC			1	100%	1
HEALTH ALLIANCE			1	100%	1
BRADENTON DIALYSIS			1	100%	1
AMERICA'S ER SITE 002 LLC			1	100%	1
Miller Health Care Center			1	100%	1
NORTH MIAMI BEACH SURGICAL CENTER			1	100%	1
PROFESSIONAL DIALYSIS CENTER			1	100%	1

COVID-19: testing by laboratory

Data through Mar 15, 2021 verified as of Mar 16, 2021 at 09:25 AM

Data in this report are provisional and subject to change.

The numbers in the table below represent the number of Florida and non-Florida residents for whom test results were received by the Department of Health. A person can be tested by more than one laboratory and can have both positive and negative results. **Therefore, the sum of the numbers in each column will be larger than the total number of people tested.**

Reporting lab	Inconclusive	Negative	Positive	Percent positive	Total
MOBILE HEALTH MEDICAL SERVICES PC		1			1
Glenview Terrace Nursing Center		1			1
EAST COAST INSTITUTE FOR RESEARCH LLC			1	100%	1
Kroger 909 - The Little Clinic Hamilton			1	100%	1
RESOURCE PATH LLC			1	100%	1
CVS NV9586POCT RENO		1			1
CLEVELAND CLINIC OUTPATIENT LABORATORY			1	100%	1
Elderwood at Lancaster		1			1
PATHOLOGYT & LAB MEDICINE SERVICES			1	100%	1
Lutheran Community at Telford		1			1
Country View of Sunbury			1	100%	1
CVS IN6555POCT BROWNSBURG		1			1
ATHENA PLASTIC SURGERY		1			1
WATERTOWN URGENT CARE		1			1
BLACKBERRY CENTER, THE		1			1
ST LUKE LUTHERAN HOME		1			1
MED CHOICE CENTER OF NORTH MIAMI			1	100%	1
LABORATORIO BUENA SALUD			1	100%	1
15 TO KNOW			1	100%	1
VA WNYHCS - Buffalo Division			1	100%	1
BUFFALO VAMC			1	100%	1
ROCKLEDGE HEALTH & REHABILITATION CENTER			1	100%	1
Kroger 907 - The Little Clinic Holland		1			1
LCMC LAB SUBSECTION		1			1
KID FIXERS		1			1
CATHEDRAL GERONTOLOGY CENTER DBA CATHEDRAL CARES			1	100%	1
VETERANS AFFAIRS MEDICAL CENTER - EAST ORANGE			1	100%	1
LARKIN COMMUNITY HOSPITAL PALM SPRINGS CAMPUS			1	100%	1
ELLIS HOSPITAL URGENT CARE CENTER LAB		1			1
SUTTER GOULD MEDICAL FOUNDATION			1	100%	1
SAN JOSE CLINIC		1			1
GABRIELA GOLDSTEIN MD PA			1	100%	1
RAPID MEDLAB (002MO)		1			1
TENNOVA HEALTHCARE - CLEVELAND			1	100%	1
VANAJA SUREDDI MD PA			1	100%	1
Home Health Care Clinic		1			1
CHILDRENS SPECIALIST PEDIATRIC PULMMOLOGY &			1	100%	1
SAINT LEO UNIVERSITY INCORPORATED			1	100%	1
SANTA MONICA CA-UCLA MC			1	100%	1
FLORIDA CLINICAL LABORATORY INC DBA			1	100%	1
CVS TX3702POCT KATY		1			1
PAMC MICRO LAB			1	100%	1
FLAGLER MEDICAL ASSOCIATES PA			1	100%	1
SC-GA2018 THE RIDGE REHABILITATION & H		1			1
NHC Chattanooga			1	100%	1
CARE STATION MEDICAL GROUP		1			1
CHI MEMORIAL HOSPITAL CHATTANOOGA			1	100%	1

COVID-19: testing by laboratory

Data through Mar 15, 2021 verified as of Mar 16, 2021 at 09:25 AM

Data in this report are provisional and subject to change.

The numbers in the table below represent the number of Florida and non-Florida residents for whom test results were received by the Department of Health. A person can be tested by more than one laboratory and can have both positive and negative results. **Therefore, the sum of the numbers in each column will be larger than the total number of people tested.**

Reporting lab	Inconclusive	Negative	Positive	Percent positive	Total
MODERN URGENT CARE			1	100%	1
NORTH FLORIDA CHILD DEVELOPMENT, INC			1	100%	1
CHILTON MEDICAL CENTER		1			1
SOUTHWESTERN VERMONT MEDICAL CENTER			1	100%	1
PENSACOLA PATHOLOGY		1			1
MEDEXPRESS URGENT CARE - BECKLEY		1			1
ADVENTHEALTH MEDICAL GROUP INTERNAL MEDICINE AT MILLS			1	100%	1
WMC HEALTH GROUP INC			1	100%	1
CARENOW MIDTOWN			1	100%	1
LABONE		1			1
PEDIATRIC PARTNERS OF ZEPHYRHILLS PA			1	100%	1
ADVANCE MD CARE			1	100%	1
HEARTLAND REGIONAL MEDICAL CENTER		1			1
CARING PROFESSIONAL HEALTH CARE LLC		1			1
Villages of St.Peters		1			1
BLACK SHEEP MEDICAL			1	100%	1
JOHN D. ARCHBOLD MEMORIAL HOSPITAL			1	100%	1
OCALA RKC EAST HEMO #1			1	100%	1
PALM COAST DRAW STATION/AMERICAN HEALTH ASSOCIATES		1			1
Brown Memorial Home		1			1
TIMPANOGOS REGIONAL HOSPITAL			1	100%	1
Niles Nursing and Rehab. Center		1			1
ORLANDO HEALTH MEDICAL GROUP			1	100%	1
HALIFAX HEALTH PRIMARY CARE			1	100%	1
MINUTE CLINIC DIAGNOSTIC PA			1	100%	1
TITUSVILLE REHABILITATION AND NURSING CENTER		1			1
1ST CHOICE URGENT CARE CENTER LLC			1	100%	1
HOME AIDE SVC OF EASTERN NY INC D/B/A		1			1
SENCARE MANAGEMENT		1			1
TEQUESTA FAMILY MEDICAL CENTER LLC			1	100%	1
URGENT TEAM MANAGEMENT OF TENNESSEE, L			1	100%	1
Vista Park			1	100%	1
KENNEDY BOULEVARD DIALYSIS			1	100%	1
Princeton Place			1	100%	1
NORTH SHORE HEMATOLOGY-ONCOLOGY ASSOCIATES PC		1			1
MEDAC AT PORTERS NECK			1	100%	1
SPEARE MEMORIAL HOSPITAL			1	100%	1
Springdale Village		1			1
PRACTITIONERS IN MOTION			1	100%	1
BRUNSWICK HEALTH AND REHABILITATION CE		1			1
PHYSICIAN ASSOCIATES, LLC			1	100%	1
FIRSTCARE MEDICAL CENTER			1	100%	1
GILBERT MEDICAL GROUP			1	100%	1
ACCESS FAMILY CARE LLC			1	100%	1
THEDACARE FAMILY MEDICINE GATEWAY			1	100%	1
MEDICAL CITY NORTH HILLS			1	100%	1
WEST PALM BEACH PHARMACEUTICALS LLC			1	100%	1

COVID-19: testing by laboratory

Data through Mar 15, 2021 verified as of Mar 16, 2021 at 09:25 AM

Data in this report are provisional and subject to change.

The numbers in the table below represent the number of Florida and non-Florida residents for whom test results were received by the Department of Health. A person can be tested by more than one laboratory and can have both positive and negative results. **Therefore, the sum of the numbers in each column will be larger than the total number of people tested.**

Reporting lab	Inconclusive	Negative	Positive	Percent positive	Total
USF PHYSICIANS GROUP			1	100%	1
ISLAND NURSING HOME			1	100%	1
NORTH PALM CHIDRENS PHYSICIANS			1	100%	1
EASTGENE LABORATORIES		1			1
NOORANI MEDICAL CENTER LLC			1	100%	1
PRIMARY CARE GROUP LLC		1			1
LAKESIDE MEDICAL CENTER		1			1
PHYSICIANS IMMEDIATE CARE			1	100%	1
SCHUYLER HOSPITAL		1			1
CVS CT2210POCT RIVERSIDE		1			1
RIDGE OPTUM FLORIDA			1	100%	1
FLAGLER COUNTY BOARD OF COUNTY COMMISSIONERS			1	100%	1
MINUTE CLINIC DIAGNOSTICS OF IN, LLC #6252		1			1
FLORHAM PARK ENDOSCOPY CENTER		1			1
HEALTH FIRST HOME CARE		1			1
GOLDING-GRANADO MEDICAL ASSOCIATES		1			1
Eugene J. Towbin Healthcare Center		1			1
BOCA RATON REGIONAL HOSPITAL		1			1
FLORIDA FAMILY LABORATORY		1			1
LITTLE COMPANY OF MARY HOSPITAL			1	100%	1
Victoria Manor		1			1
LAKEWOOD RANCH MEDICAL GROUP LLC			1	100%	1
LEHIGH PULMONARY ASSOCIATES			1	100%	1
COLLINS NURSING HOME		1			1
LUMICO LIFE INSURANCE COMPANY		1			1
WALGREENS #10854		1			1
CONSOLIDATED			1	100%	1
WELL-KEY URGENT CARE SEVIERVILLE			1	100%	1
LEHIGH REGIONAL WOUND CENTER			1	100%	1
PRISMA HEALTH TUOMEY LABORATORY			1	100%	1
CENTRAL TX URGENT CARE			1	100%	1
JOHNSON MEDICAL SERVICES			1	100%	1
Fairhope		1			1
FLORIDA STATE UNIVERSITY HEALTH SERVICES			1	100%	1
NORTH SHORE HEMATOLOGY-ONCOLOGY ASSOCIATES		1			1
ARISTACARE AT MANCHESTER		1			1
Brookdale Southside			1	100%	1
CVS MA1875POCT ASHLAND			1	100%	1
Keller Landing Center		1			1
MEDICAL CLINIC OF HOUSTON			1	100%	1
Longwood Community Living Center		1			1
CVS PA10825POCT PLYMOUTH MEETING		1			1
ONPOINT URGENT CARE			1	100%	1
NHC HealthCare St. Charles		1			1
YOUR HEALTH PEDIATRICS INC			1	100%	1
MINUTECLINIC DIAGNOSTIC OF VIRGINIA, LLC #1980		1			1
Garden Villa Bedford		1			1

COVID-19: testing by laboratory

Data through Mar 15, 2021 verified as of Mar 16, 2021 at 09:25 AM

Data in this report are provisional and subject to change.

The numbers in the table below represent the number of Florida and non-Florida residents for whom test results were received by the Department of Health. A person can be tested by more than one laboratory and can have both positive and negative results. **Therefore, the sum of the numbers in each column will be larger than the total number of people tested.**

Reporting lab	Inconclusive	Negative	Positive	Percent positive	Total
NCH HEALTHCARE CREEKSIDE ENDOSCOPY			1	100%	1
STANLY REGIONAL MEDICAL CENTER			1	100%	1
Fulton County Medical Center Long Term Care			1	100%	1
AUTUMN HOUSE			1	100%	1
COSTCO PHARMACY #1023			1	100%	1
BROOKDALE FORT MYERS LAKES PARK			1	100%	1
Vi at Aventura		1			1
UNITYPOINT HEALTH TRINITY			1	100%	1
Kroger 825 - The Little Clinic Dorothy Lane		1			1
CAREFIRST URGENT CARE - BEECHMONT			1	100%	1
Kroger 447 - The Little Clinic Lebanon		1			1
COLUMBIA CREST CARE & RAHAB		1			1
PENINSULA REGIONAL MED CTR LAB			1	100%	1
WINDSOR MANOR			1	100%	1
SOLARIS HEALTHCARE PLANT CITY		1			1
LIBERTY HEALTH CENTER			1	100%	1
Garden View Care Center at Dougherty Ferry		1			1
Gulf Coast health and Rehabilitation, LLC		1			1
LEESBURG DIALYSIS CENTER		1			1
C V S / PHARMACY #833		1			1
QUICKCARE HEALTH, INC			1	100%	1
ST. LUKES HOSPITAL			1	100%	1
HYDE PARK MEDICAL CENTER		1			1
Kroger 57 - The Little Clinic Jay C Charlestown		1			1
EPIC CARE PHARMACY		1			1
SV MOBILE HEALTH			1	100%	1
			1	100%	1
POMPANO BEACH ARTIFICIAL KIDNEY CENTER			1	100%	1
Regency Square			1	100%	1
Fairview			1	100%	1
Signature Healthcare of Fort Wayne		1			1
POETS WALK SARASOTA			1	100%	1
DESTIN SURGERY CENTER LTD		1			1
MID FLORIDA BIOLOGICALS			1	100%	1
John L. McClellan Memorial Veterans Hospital		1			1
Lebanon VAMC		1			1
SYNERGENE LABORATORY			1	100%	1
LIFEGUARD AMBULANCE SERVICE LLC - BAY COUNTY			1	100%	1
Kroger 838 - The Little Clinic Fairborn		1			1
MARYWOOD NURSING CARE CENTER		1			1
441 URGENT CARE CENTER - BROWNWOOD			1	100%	1
PT&J REHAB LLC		1			1
LIFE CARE CENTER OF GWINNETT		1			1
Heartland of Perrysburg		1			1
SANFORD LABORATORIES WATERTOWN			1	100%	1
BROOKSHIRE, THE			1	100%	1
SHANNON CLARK OD, PA			1	100%	1

COVID-19: testing by laboratory

Data through Mar 15, 2021 verified as of Mar 16, 2021 at 09:25 AM

Data in this report are provisional and subject to change.

The numbers in the table below represent the number of Florida and non-Florida residents for whom test results were received by the Department of Health. A person can be tested by more than one laboratory and can have both positive and negative results. **Therefore, the sum of the numbers in each column will be larger than the total number of people tested.**

Reporting lab	Inconclusive	Negative	Positive	Percent positive	Total
FAITH FAMILY PRACTICE			1	100%	1
MEDEXPRESS URGENT CARE-MEADVILLE			1	100%	1
Community Compassion Center of Batesville			1	100%	1
Falmouth By The Sea			1	100%	1
NEW ERA COMMUNITY HEALTH CENTER LLC		1			1
CHATEAU TERREBONNE HEALTH CARE		1			1
HEARTLAND OF ZEPHYRHILLS FL, LLC			1	100%	1
CVS IN6536POCT KOKOMO		1			1
DIRECT PRIMARY CARE OF BURLESON			1	100%	1
REEVES COUNTY HOSPITAL DISTRICT			1	100%	1
Terrace Glen Village		1			1
NHC Sequatchie		1			1
CAMBRIDGE HEALTH ALLIANCE			1	100%	1
UNIVERSITY OF BALTIMORE WASHINGTON MEDICAL CENTER			1	100%	1
CYPRESS VILLAGE REHAB CENTER		1			1
GIFFORD MEMORIAL HOSPITAL		1			1
TLC MEDICAL			1	100%	1
CENTRAL FLORIDA ADULT MEDICINE		1			1
DIAGNOSTIC GROUP INTEGRATED HEALTHCARE			1	100%	1
FREEPORT ER DOX URGENT CARE		1			1
UNIVERISTY HOSPITAL			1	100%	1
NEVADA RURAL HOUSING AUTHORITY			1	100%	1
TRADITIONAL MEDICINE CENTER			1	100%	1
Pontotoc Health and Rehab		1			1
WVU MEDICINE AT SUNCREST TOWNE CENTRE			1	100%	1
QC LABORATORY			1	100%	1
SUMMIT COUNTY PUBLIC HEALTH DEPARTMENT			1	100%	1
Williamstown Commons			1	100%	1
ADVANCE CARDIOVASCULAR IMAGING, INC			1	100%	1
Bivins Pointe			1	100%	1
Arbors at Marietta		1			1
VISTA DEL SOL MED ASSOC		1			1
EMERSON HOSPITAL LABORATORY			1	100%	1
WYOMING COUNTY DEPARTMENT OF HEALTH		1			1
El Paso Health Care Center			1	100%	1
Kroger 970 - The Little Clinic Westfield			1	100%	1
BORINQUEN HEALTH CENTER			1	100%	1
Heritage Health of Peru			1	100%	1
OCEANVIEW NURSING AND REHABILITAION CENTER			1	100%	1
ABRAKIDABRA KIDS CLINIC			1	100%	1
Kroger 359 - The Little Clinic Bellevue		1			1
EXCEL URGENT CARE OF NJ			1	100%	1
OAKMONT OF UNION SC, LLC		1			1
GARNET HEALTH DOCTORS		1			1
EH FARGO HOSPITAL LABORATORY			1	100%	1
SC-GA2018 SIMPSONVILLE REHABILITATION		1			1
BROOKSVILLE REGIONAL HOSPITAL			1	100%	1

COVID-19: testing by laboratory

Data through Mar 15, 2021 verified as of Mar 16, 2021 at 09:25 AM

Data in this report are provisional and subject to change.

The numbers in the table below represent the number of Florida and non-Florida residents for whom test results were received by the Department of Health. A person can be tested by more than one laboratory and can have both positive and negative results. **Therefore, the sum of the numbers in each column will be larger than the total number of people tested.**

Reporting lab	Inconclusive	Negative	Positive	Percent positive	Total
BOLLES SCHOOL, THE			1	100%	1
OPTIMAL MEDICINE INC		1			1
ST JOHNS PEDIATRICS PA		1			1
CVS OH3306POCT AKRON		1			1
C V S / PHARMACY #4396		1			1
PLANT CITY FAMILY CARE		1			1
MEDHEALTH CLINICAL INC			1	100%	1
ORANGE PEDIATRICS PA			1	100%	1
KINGWOOD EMERGENCY CENTER			1	100%	1
ASCARATE DIALYSIS			1	100%	1
RIVERSIDE MEDICAL CENTER		1			1
FLAGLER PROFESSIONAL HEALTH CARE SERVICES INC		1			1
PALM SPRINGS GENERAL HOSPITAL			1	100%	1
OAKWOOD HOSPITAL - SOUTHSORE			1	100%	1
PUTNAM CO HOSPITAL-D/B/A ASBURY TOWERS		1			1
Kingston Care Center of Fort Wayne		1			1
SOUTHEAST MISSOURI HOSPITAL		1			1
VILLAGES HEALTH SYSTEM, LLC, THE			1	100%	1
The Evangelical Lutheran Good Samaritan Society Prescott Village		1			1
BSA PHYSICIANS GROUP, INC D/B/A BSA FAMILY MEDICAL			1	100%	1
EXPRESS WALK IN MEDICAL CENTER			1	100%	1
BLANCHARD VALLEY HOSPITAL LABORATORY			1	100%	1
SYCAMORE MEDICAL CENTER-KETTERING HEALTH NETWORK			1	100%	1
GARDEN VIEW CARE CENTER		1			1
BOCA CIEGA CENTER			1	100%	1
CENTRAL JERSEY URGENT CARE OF GREEN BR		1			1
UPSON REGIONAL MEDICAL CENTER			1	100%	1
TERRELL URGENT CARE			1	100%	1
Carrollton Manor Inc		1			1
ANDERSON REGIONAL MEDICAL CENTER			1	100%	1
LAKE LURE HEALTH CENTER			1	100%	1
BNJ		1			1
MOUNT SINAI COMPREHENSIVE CANCER CENTER			1	100%	1
LOWER KEYS COMMUNITY HEALTH CENTER			1	100%	1
MINUTECLINIC DIAG OF IND, LLC #4368		1			1
MEDEXPRESS URGENT CARE - DERBY N ROCK		1			1
Pinnacle Assisted Living			1	100%	1
BETHESDA HOSPITAL EAST BLOOD GAS LAB			1	100%	1
Walgreens #3661		1			1
URGENT CARE OF KANSAS CITY			1	100%	1
Good Samaritan Society - Albion		1			1
LP ELIZABETHTON		1			1
WATERBURY HOSPITAL REFERENCE LAB			1	100%	1
STERLING HOUSE OF PORT ORANGE		1			1
NFRC CLINICAL LAB			1	100%	1
JACKSBORO URGENT CARE			1	100%	1
Sharon Care Center			1	100%	1

COVID-19: testing by laboratory

Data through Mar 15, 2021 verified as of Mar 16, 2021 at 09:25 AM

Data in this report are provisional and subject to change.

The numbers in the table below represent the number of Florida and non-Florida residents for whom test results were received by the Department of Health. A person can be tested by more than one laboratory and can have both positive and negative results. **Therefore, the sum of the numbers in each column will be larger than the total number of people tested.**

Reporting lab	Inconclusive	Negative	Positive	Percent positive	Total
PREMIER FAMILY AND SPORTS MEDICINE LLC			1	100%	1
Kroger 518 - The Little Clinic Hermitage		1			1
ORLANDO HEALTH PHYSICIAN GROUP INC			1	100%	1
ORMOND MEDICAL ARTS FAMILY PRACTICE PL			1	100%	1
ATHENS LIMESTONE HOSPITAL		1			1
TRINITY URGENT CARE		1			1
HIBISCUS COURT			1	100%	1
CVS MI8091POCT FRASER		1			1
JUP Serology SubSection			1	100%	1
TEVAPHARM			1	100%	1
ST LUKES SURGICAL AT THE VILLAGES INC			1	100%	1
HAWKEYE CARE CENTER DUBUQUE		1			1
SUNCOAST PRIMARY CARE LLC			1	100%	1
FRESENIUS SOUTH FORT MYERS		1			1
Kroger 670 - The Little Clinic Dawson Forest Rd & Hwy 19		1			1
LAKE MARY OPTUM FLORIDA			1	100%	1
WILSON FAMILY MEDICINE LLC		1			1
PRIMEX CLINICAL LABORATORIES INC			1	100%	1
ADVANCED LABORATORY SERVICES			1	100%	1
INTERMOUNTAIN HEALTHCARE LABORATORY SERVICES			1	100%	1
Grays Harbor Health and Rehabilitation		1			1
MARTINSVILLE HEALTH AND REHAB			1	100%	1
CVS NE8626POCT LINCOLN		1			1
LEELANAU OPCO, LLC		1			1
WALGREENS #15369		1			1
5 STAR HOME HEALTH SERVICES INC		1			1
LRGHEALTHCARE		1			1
Manor Care Health Services- Wilmington			1	100%	1
MCR HEALTH MEDICAL EXPRESS			1	100%	1
Dulles Health and Rehab Center		1			1
HEALTH CARE SERVICES LC			1	100%	1
Kroger 698 - The Little Clinic 14th Street/Bell		1			1
Moab Regional Hospital			1	100%	1
Courtenay Springs Village			1	100%	1
CURA LABORATORY SERVICES			1	100%	1
BAPTIST HOSPITAL EAST			1	100%	1
Kroger 481 - The Little Clinic Houston Levee		1			1
SOUTHWOOD HEALTHCARE CENTER		1			1
HATLEY HEALTH CARE, INC		1			1
PARRISH MEDICAL GROUP			1	100%	1
NORWALK HOSPITAL			1	100%	1
PARK LANE NURSING HOME		1			1
CVS MN663POCT APPLE VALLEY		1			1
CARINGPLUS HOMECARE LLC			1	100%	1
CONNECTICUT PEDIATRICS @ CHC		1			1
INSTANT MEDICAL CARE CENTER			1	100%	1
SOUTHWOOD NURSING & RETIREMENT CENTER		1			1

COVID-19: testing by laboratory

Data through Mar 15, 2021 verified as of Mar 16, 2021 at 09:25 AM

Data in this report are provisional and subject to change.

The numbers in the table below represent the number of Florida and non-Florida residents for whom test results were received by the Department of Health. A person can be tested by more than one laboratory and can have both positive and negative results. **Therefore, the sum of the numbers in each column will be larger than the total number of people tested.**

Reporting lab	Inconclusive	Negative	Positive	Percent positive	Total
Kroger 968 - The Little Clinic Colerain Township		1			1
YOUTH HEALTH CENTER OF HUNTINGTON		1			1
MEDICAL ARTS LABORATORY			1	100%	1
ALBANNA PEDIATRICS CENTER			1	100%	1
URGENTMED PLANTATION			1	100%	1
Kroger 97 - The Little Clinic Hutchinson		1			1
SOUTHWEST REGIONAL PCR LABORATORY			1	100%	1
CVS MA915POCT BEVERLY			1	100%	1
BAYLOR SCOTT AND WHITE MEDICAL CENTER -CENTENTENNIAL			1	100%	1
MIDWEST COVENANT HOME, INC		1			1
COMMUNITY			1	100%	1
OCCUPATIONAL HEALTH CENTER		1			1
UNLIMITED MEDICAL SERVICES OF FL PL DBA		1			1
DOCTORS AFTER HOURS URGENT CARE CENTER			1	100%	1
ST VINCENTS OUTPATIENT IMAGING		1			1
ODYSSEY HEALTH CARE OF MARION COUNTY LLC		1			1
Summit Medical Group Morristown Oncology		1			1
CATERPILLAR INC - MIAMI DISTRIBUTION CENTER			1	100%	1
FLORIDA MEDICAL CLINIC PA GI			1	100%	1
SKYRIDGE CLINICAL ASSOCIATES		1			1
WINDMOOR HEALTHCARE			1	100%	1
HARDIN HEALTH INC		1			1
DR JAMES D FORBES FAMILY CARE CENTER			1	100%	1
FAMILY MEDICAL CENTER OF HOLLYWOOD PA			1	100%	1
CLERMONT PEDIATRICS, PA			1	100%	1
COLOMBO'S PHARMACY		1			1
DIXIE REGIONAL MEDICAL CENTER			1	100%	1
HARRIS URGENT CARE CENTER			1	100%	1
MIDWAY SPECIALTY CARE CENTER INC		1			1
SJMC PHYSICIAN SERVICES			1	100%	1
DEVANSH LAB WERKS		1			1
TAMPA HEALTH CARE PROVIDERS PA		1			1
BROCK HUGHES MEDICAL CENTER			1	100%	1
MEDTOWN PHARMACY			1	100%	1
Ideal Senior Living Center		1			1
Waters of Covington		1			1
BAYLOR SCOTT & WHITE MEDICAL SURGICAL CLINIC			1	100%	1
LabCorp of America			1	100%	1
PALATKA VA CBOC		1			1
APPLECARE URGENT CARE KINGSLAND			1	100%	1
PROGRESSIVE MEDICAL LAB LLC			1	100%	1
MEDEXPRESS URGENT CARE - CINNAMINSON		1			1
BRIGHAM YOUNG UNIV STUDENT HEALTH CTR			1	100%	1
NORTH BREVARD CHILDRENS MEDICAL CENTER			1	100%	1
FAIRVIEW SOUTHDALE			1	100%	1
NASON HOSPITAL			1	100%	1
Hillside Rehab and Care Center			1	100%	1

COVID-19: testing by laboratory

Data through Mar 15, 2021 verified as of Mar 16, 2021 at 09:25 AM

Data in this report are provisional and subject to change.

The numbers in the table below represent the number of Florida and non-Florida residents for whom test results were received by the Department of Health. A person can be tested by more than one laboratory and can have both positive and negative results. **Therefore, the sum of the numbers in each column will be larger than the total number of people tested.**

Reporting lab	Inconclusive	Negative	Positive	Percent positive	Total
PEDRO L ORTEGA MD PA			1	100%	1
WILLOWBROOKE COURT AT MATTHEWS GLEN		1			1
ALL CARE URGENT CARE			1	100%	1
THE LITTLE CLINIC LLC			1	100%	1
Ramsey Village		1			1
PRIORITY CARE LLC			1	100%	1
Walgreens #10988		1			1
PALM BEACH DIABETES AND ENDOCRINE SPECIALISTS, PA			1	100%	1
IRA FIALKO DO			1	100%	1
WARREN GENERAL HOSPITAL			1	100%	1
BAYOU URGENT CARE			1	100%	1
Walgreens #5065		1			1
AMERICAN DRUG TESTING LAB LLC			1	100%	1
BLUFFTON HEALTH CENTER			1	100%	1
Strasburg Care Center		1			1
CARESPOT EXPRESS HEALTHCARE BOYNTON BEACH			1	100%	1
Brakeley Park Center		1			1
ST JOHN'S MEDICAL CENTER, TETON VILLAGE			1	100%	1
ANMED HEALTH MEDICAL CENTER			1	100%	1
MEA PRIMARY CARE PLUS BYRAM			1	100%	1
BRONSON METHODIST HOSPITAL			1	100%	1
BMC MAYPORT			1	100%	1
MY INSTADOC - HOWELL URGENT CARE		1			1
EMERGENCY CARE SERVICES LAB AT JFK MEDICAL CENTER			1	100%	1
BAYSTATE REFERENCE LABORATORY			1	100%	1
ACCESS HEALTH CARE PHYSICIANS, LLC		1			1
LANCASHIRE HALL NURSING AND REHABILITATION CENTER		1			1
ALLIANCE LABORATORY SERVICES			1	100%	1
CVS TN5694POCT SODDY DAISY		1			1
ANSWERS RESOURCE FACILITY		1			1
SEASONS HOSPICE AND PALLIATIVE CARE OF			1	100%	1
RURAL/METRO MIDSOUTH,		1			1
SUNSHINE PEDIATRICS OF LUTz			1	100%	1
PATHLAB SERVICES			1	100%	1
Arlington Health and Rehabilitation		1			1
LOUNDY		1			1
BRIDGEWATER PARK ASSISTED LIVING LLC			1	100%	1
PRINCIPLE DIAGNOSTICS LLC			1	100%	1
DEPARTMENT OF HEALTH SERVICES			1	100%	1
Rio Grande City Nursing and Rehab Center			1	100%	1
DIGESTIVE DISEASE CARE PC		1			1
Kroger 353 - The Little Clinic Harpers Point		1			1
DISCOVERY AT HOME, LLC			1	100%	1
Schoenbrunn Healthcare		1			1
ADVENTHEALTH MEDICAL GROUP OBSTETRICS			1	100%	1
PANCARE HEALTH - NORTHSIDE ELEMENTARY			1	100%	1
SUMMERLIN MEDICAL CENTRE			1	100%	1

COVID-19: testing by laboratory

Data through Mar 15, 2021 verified as of Mar 16, 2021 at 09:25 AM

Data in this report are provisional and subject to change.

The numbers in the table below represent the number of Florida and non-Florida residents for whom test results were received by the Department of Health. A person can be tested by more than one laboratory and can have both positive and negative results. **Therefore, the sum of the numbers in each column will be larger than the total number of people tested.**

Reporting lab	Inconclusive	Negative	Positive	Percent positive	Total
MEADOWS PARK HEALTH AND REHABILITATION		1			1
PROVIDENCE ST. PATRICK HOSPITAL			1	100%	1
PM PEDIATRICS OF BAYSIDE PLLC - BELLER		1			1
ELEMENTS PHARMACY			1	100%	1
CLINICAL PATHOLOGY LABORATORIES SOUTHEAST INC			1	100%	1
NORTH FLORIDA FAMILY MEDICINE			1	100%	1
WEST BOCA MEDICAL CENTER			1	100%	1
MEDCARE-GARNERS FERRY			1	100%	1
MEDICAL ASSOCIATES OF BREVARD LLC		1			1
SPECIALTY MOLECULAR - DENVER			1	100%	1
CARESPOT - LEE VISTA			1	100%	1
CARE ADVANTAGE			1	100%	1
CVS MA2600POCT WEYMOUTH			1	100%	1
TUNIS STREET GROUP HOME		1			1
USA Healthcare LTC, LLC - Folsom Center for Rehabilitation & Healthca		1			1
MALUHIA		1			1
Eddy Memorial Geriatric Center		1			1
TRAFALGAR DIALYSIS			1	100%	1
GENERATIONS CENTER OF SPENCER		1			1
Trucare Living Centers - Columbus		1			1
Lopatcong Center		1			1
LEXINGTON HOSPITAL CORPORATION			1	100%	1
FLORIDA HOSPITAL LAB			1	100%	1
EAST CORE LAB			1	100%	1
SPINE & PAIN CONSULTANT PLLC		1			1
SHAH			1	100%	1
Florida Baptist Retirement Center		1			1
Chestnut Ridge Nursing & Rehab		1			1
TRIHEALTH			1	100%	1
CVS AZ9277POCT TUCSON		1			1
HUNTSVILLE HOSPITAL			1	100%	1
PHYSICIANS PRIMARY CARE LEHIGH PEDS			1	100%	1
PEDIATRIC ASSOCIATES - DORAL			1	100%	1
SANFORD HOME		1			1
EMPLOYEE WELLNESS PA			1	100%	1
AAA MEDICAL TESTING			1	100%	1
HEALTH EXPRESS		1			1
TARRANT MEDICAL ASSOCIATES			1	100%	1
Imperial Healthcare Centre			1	100%	1
AMERICAN FAMILY CARE URGENT CARE		1			1
HALIFAX FAMILY HEALTH CENTER			1	100%	1
SUNCOAST BEHAVIORAL HEALTH CENTER			1	100%	1
DEL PRADO MEDICAL CENTER, INC		1			1
Signature Healthcare of Georgetown		1			1
FAIRHAVEN		1			1
PALMETTO BAY MEDICAL CENTER			1	100%	1
BRANDON OUTREACH CLINIC			1	100%	1

COVID-19: testing by laboratory

Data through Mar 15, 2021 verified as of Mar 16, 2021 at 09:25 AM

Data in this report are provisional and subject to change.

The numbers in the table below represent the number of Florida and non-Florida residents for whom test results were received by the Department of Health. A person can be tested by more than one laboratory and can have both positive and negative results. **Therefore, the sum of the numbers in each column will be larger than the total number of people tested.**

Reporting lab	Inconclusive	Negative	Positive	Percent positive	Total
ADVENTHEALTH MEDICAL GROUP SENIOR HEALTH AT			1	100%	1
HILLSBORO MEDICAL CENTER MAIN LABORATO		1			1
Kroger - KR062000426			1	100%	1
Good Samaritan Society		1			1
HERNANDO COUNTY HEALTH DEPT			1	100%	1
ULTIMATE ANALYSIS LABORATORY			1	100%	1
WELLOW URGENT CARE-OSWEGO			1	100%	1
UNIVERSITY OF FLORIDA			1	100%	1
MEDCOR, INC			1	100%	1
JMJ FAMILY PRACTICE			1	100%	1
EXCEPTIONAL EMERGENCY CENTER			1	100%	1
PARK AVENUE PEDIATRICS PC		1			1
BL DIAGNOSTICS LLC			1	100%	1
BOULDER COMMUNITY HOSPITAL			1	100%	1
BAYCARE OUTREACH LAB AT NEW TAMPA			1	100%	1
CARESOUTH HHA HOLDINGS OF THE TREASURE COAST LLC			1	100%	1
The Pines at Poughkeepsie Center for Nursing and Rehabilitation		1			1
CARDIAC AND VASCULAR CONSULTANTS MD PA		1			1
CORPORATION OF AMERICA		1			1
SYNERGY DIALYSIS INC			1	100%	1
CVS NM7242POCT ALBUQUERQUE		1			1
CUSTOM SCRIPTS PHARMACY		1			1
A G RHODES HOME AT WESLEY WOODS		1			1
CVS AZ7075POCT CHANDLER		1			1
White Oak Manor - Rock Hill		1			1
STEWARD FLORIDA ALF, INC			1	100%	1
GATEWAY LABORATORIES		1			1
HEALTHCARE ASSOCIATES OF IRVING, LLP			1	100%	1
WAYNE COUNTY PUBLIC HEALTH		1			1
TRUCARE LIVING CENTERS - SELMA			1	100%	1
RELIANCE HOME HEALTH CARE INC		1			1
ELATION HEALTH		1			1
ALLIED PHYSICIANS GROUP		1			1
Kroger 368 - The Little Clinic Frankfort West		1			1
HELGEMO & LIOU PEDIATRICS			1	100%	1
Victory Health and Rehabilitation			1	100%	1
USC VERDUGO HILLS HOSPITAL			1	100%	1
MEDEXPRESS-DOVER		1			1
SAINT BARNABAS MEDICAL CENTER		1			1
SANTA CLARA VALLEY MEDICAL CENTER			1	100%	1
TOMAH VAMC			1	100%	1
MDS PHARMA SERVICES		1			1
VIVEX/UMTB BIOMEDICAL			1	100%	1
MOUNT SINAI MEDICAL CENTER AVENTURA ER			1	100%	1
BRIDGEWAY CENTER INC			1	100%	1
CVS OH6164POCT DELAWARE		1			1
CHILDREN'S MEMORIAL HOSPITAL			1	100%	1

COVID-19: testing by laboratory

Data through Mar 15, 2021 verified as of Mar 16, 2021 at 09:25 AM

Data in this report are provisional and subject to change.

The numbers in the table below represent the number of Florida and non-Florida residents for whom test results were received by the Department of Health. A person can be tested by more than one laboratory and can have both positive and negative results. **Therefore, the sum of the numbers in each column will be larger than the total number of people tested.**

Reporting lab	Inconclusive	Negative	Positive	Percent positive	Total
HABANA HEALTH CARE CENTER			1	100%	1
GEORGE WASHINGTON UNIVERSITY HOSPITAL			1	100%	1
HOSPITAL SISTERS HEALTH SYSTEM (HSHS)			1	100%	1
CHILDREN'S NATIONAL MEDICAL CENTER			1	100%	1
Valley View Health and Rehabilitation, LLC		1			1
SANTA BARABARA ALF LLC (THE WINDSOR)			1	100%	1
CURELOGICS WOUND CARE & HYPERBARIC CENTER		1			1
Brio of Johnston		1			1
Troy Center for Rehabilitation & Nursing		1			1
OPTUM MEDICAL CLINIC IN ROCKRIMMON			1	100%	1
DEVLAB, LLC			1	100%	1
Kroger 682 - The Little Clinic New Holland Market			1	100%	1
QUEST INC			1	100%	1
VELOCITY URGENT CARE - LITTLE CREEK			1	100%	1
SSC NASHVILLE OPERATING CO LLC D/B/A		1			1
WEILL CORNELL MEDICAL ASSOCIATES - EAST SIDE		1			1
AUSTIN URGENT CARE			1	100%	1
ALLIED PEDIATRICS & FAMILY MEDICINE			1	100%	1
MEDICAL CITY DENTON			1	100%	1
Elm Crest Senior Living Community		1			1
FAMILY MEDICINE AT KISSIMMEE		1			1
Kroger 419 - The Little Clinic Farmington/Exeter		1			1
Harris Hill Nursing Facility		1			1
CVS NC7051POCT WAKE FOREST		1			1
BAPTIST HOSPITAL LABORATORY			1	100%	1
MERITER LABORATORIES			1	100%	1
DOCTORS CHOICE HOME CARE INC			1	100%	1
CVS OH6167POCT ASHLAND		1			1
MISSION HOSPITAL			1	100%	1
MEDICAL CENTER			1	100%	1
NEW SMYRNA BEACH AMBULATORY CARE CTR			1	100%	1
HCL LABORATORIES			1	100%	1
Lynwood		1			1
BAYSHORE DIALYSIS			1	100%	1
Crowne Place Assisted Living		1			1
Kroger 444 - The Little Clinic Dent		1			1
WEST VIRGINIA LABORATORIES			1	100%	1
ASPIRUS WAUSAU HOSPITAL			1	100%	1
COLLIER BLVD HMA PHYSICIANS MANAGEMENT LLC			1	100%	1
CARBON HEALTH			1	100%	1
MCCALLIE SCHOOL-STUDENT HEALTH CENTER		1			1
HEALTHCARE FOR THE HOMELESS			1	100%	1
Central Park Healthcare & Rehabilitation Center		1			1
ABE'S GARDEN/PARK MANOR APARTMENTS		1			1
POINTE MEDICAL SERVICES INC			1	100%	1
MARTIN LUTHER KING RENAL INSTITUTE			1	100%	1
FAMILY MEDICINE AT CELEBRATION		1			1

COVID-19: testing by laboratory

Data through Mar 15, 2021 verified as of Mar 16, 2021 at 09:25 AM

Data in this report are provisional and subject to change.

The numbers in the table below represent the number of Florida and non-Florida residents for whom test results were received by the Department of Health. A person can be tested by more than one laboratory and can have both positive and negative results. **Therefore, the sum of the numbers in each column will be larger than the total number of people tested.**

Reporting lab	Inconclusive	Negative	Positive	Percent positive	Total
EXAC CARE CROSSVILLE		1			1
URGENT CARE OF FORT LAUDERDALE INC			1	100%	1
CVS KS8573POCT OVERLAND PARK		1			1
ELAN MANATEE			1	100%	1
SONNI'S PEDIATRICS			1	100%	1
OXY-GENLAB			1	100%	1
KNAPP MEDICAL GROUP			1	100%	1
Douglas County Health Center		1			1
Jacaranda Manor			1	100%	1
CVS AZ10529POCT SCOTTSDALE		1			1
Belvoir Woods Health Care Center at The Fairfax		1			1
CELEBRATION HOSPITAL			1	100%	1
ALPHA 1 ANTITRYPSIN RESEARCH PROGRAM			1	100%	1
Dexter Health Care		1			1
CLEVELAND CLINIC FLORIDA LAB			1	100%	1
DAVENPORT DIALYSIS CENTER		1			1
DEVLIN MANOR NURSING AND REHABILITATION		1			1
TRIDENT ANTI AGING LLC			1	100%	1
MT SINA1 HOSPICE			1	100%	1
HEALTH CLINIC,THE		1			1
BAYMEADOWS PEDIATRIC CARE		1			1
SILVERMAN			1	100%	1
WOOD COUNTY HEALTH DEPARTMENT			1	100%	1
UNIVERSITY OF SOUTH FLORIDA			1	100%	1
CENTRAL TX MEDICAL CENTER - LAB			1	100%	1
ASSOCIATES MD MEDICAL GROUP INC			1	100%	1
TANGLEWOOD MANOR		1			1
CVS MA217POCT TEWKSBURY		1			1
PREMIER HEALTH CARE INC			1	100%	1
DORNOCH PLACE DEL PRADO		1			1
MEMORIAL HOSPITAL - BELLEVILLE			1	100%	1
STEWART MEDICAL GROUP INC			1	100%	1
FLAGLER CARE CENTER			1	100%	1
MEDEXPRESS URGENT CARE - VINELAND S MA		1			1
Wexner Heritage House			1	100%	1
HENRY FORD HOSPITAL			1	100%	1
PHYSICIANS PREMIER			1	100%	1
MOUNT SINAI MEDICAL CENTER HIALEAH			1	100%	1
Brynwood Health & Rehabilitation Center			1	100%	1
CYPRESS CREEK OUTPATIENT SURGICAL CTR, LLC			1	100%	1
JP MORGAN CHASE HEALTH SERVICES			1	100%	1
FAMILY MEDICAL CENTRE			1	100%	1
MISSOURI DEPT. OF HEALTH			1	100%	1
UT HEALTH RIO GRANDE VALLEY PRIMARY CARE AT			1	100%	1
CACERES SPECIALIZED GYNECOLOGY		1			1
AURORA HEALTH CARE METRO INC			1	100%	1
NATION'S BEST CARE HOME HEALTH			1	100%	1

COVID-19: testing by laboratory

Data through Mar 15, 2021 verified as of Mar 16, 2021 at 09:25 AM

Data in this report are provisional and subject to change.

The numbers in the table below represent the number of Florida and non-Florida residents for whom test results were received by the Department of Health. A person can be tested by more than one laboratory and can have both positive and negative results. **Therefore, the sum of the numbers in each column will be larger than the total number of people tested.**

Reporting lab	Inconclusive	Negative	Positive	Percent positive	Total
APPLECARE BRUNSWICK			1	100%	1
DOCTORS CARE – GREER		1			1
ABINGTON MEMORIAL HOSPITAL			1	100%	1
DAYTONA BEACH DIALYSIS			1	100%	1
CHESAPEAKE REGIONAL MEDICAL CENTER			1	100%	1
CVS NE2741POCT LA VISTA		1			1
MACKINAC STRAITS LONG TERM CARE UNIT		1			1
Sherwood Oaks Health Center			1	100%	1
Sage Bluff Health & Rehabilitation Center		1			1
PHYSICIANS URGENT CARE			1	100%	1
LABTECH DIAGNOSTICS			1	100%	1
CFCH - FROSTPROOF			1	100%	1
AL MANI HEALTH INSTUTUTE		1			1
ELKHART GENERAL HOSPITAL			1	100%	1
RENOWN REGIONAL MEDICAL CENTER			1	100%	1
UNIVERSITY OF VERMONT MEDICAL CENTER			1	100%	1
AFC URGENT CARE GUNBARREL			1	100%	1
IMMY LABS			1	100%	1
WESTCOAST FAMILY PRACTICE		1			1
2504-HOMEWOOD		1			1
MAYO MEDICAL LABORATORIES			1	100%	1
NEW HORIZON PRIMARY CARE LLC			1	100%	1
MINUTECLINIC DIAGNOSTIC OF NH, LLC (CL		1			1
ELKTON TRANSITIONAL CARE CENTER		1			1
SACRED HEART MEDICAL CENTER			1	100%	1
BLESSINGS MEDICAL CLINIC, THE			1	100%	1
Kroger 086 - The Little Clinic Broomfield-Sheridan		1			1
CVS MA654POCT ACTON		1			1
ADVENTHEALTH DURAND			1	100%	1
Dugan Memorial Home		1			1
GREATER TAMPA AT HOME			1	100%	1
MERCY HEALTH			1	100%	1
MEDEX CLINIC LLC			1	100%	1
CENTRAL CAROLINA HOSPITAL			1	100%	1
Salem Hills Rehabilitation and Nursing Center		1			1
NEW YORK UNIVERSITY MEDICAL CENTER			1	100%	1
NHC DICKSON		1			1
BROOKDALE FORT WALTON BEACH			1	100%	1
GATEWAY FAMILY HEALTH CLINIC			1	100%	1
WATERS EDGE ELEMENTARY SCHOOL			1	100%	1
PEDIATRIC ASSOCIATES - MIAMI LAKES		1			1
Long Beach Care Center			1	100%	1
ASHLEY PEDIATRICS DAY AND NIGHT CLINIC			1	100%	1
WMC HEALTH GROUP OF KISSIMMEE LLC			1	100%	1
NORTHSIDE HOSPITAL D/B/A ARTHRITIS		1			1
WRIGHT PATTERSON AFB MEDICAL CENTER			1	100%	1
WEST FLORIDA HOSPITAL LABORATORY			1	100%	1

COVID-19: testing by laboratory

Data through Mar 15, 2021 verified as of Mar 16, 2021 at 09:25 AM

Data in this report are provisional and subject to change.

The numbers in the table below represent the number of Florida and non-Florida residents for whom test results were received by the Department of Health. A person can be tested by more than one laboratory and can have both positive and negative results. **Therefore, the sum of the numbers in each column will be larger than the total number of people tested.**

Reporting lab	Inconclusive	Negative	Positive	Percent positive	Total
NORDX			1	100%	1
APS-SUMMIT CARE PHARMACY, LLC DBA OMNICARE		1			1
NORTHWEST TEXAS HEALTHCARE SYSTEM,INC			1	100%	1
Kroger 894 - The Little Clinic NEC		1			1
TOXUSALABS DBA CONNECTDX LABS		1			1
COVE AT THE MARBELLA,THE			1	100%	1
STUDENT HEALTH CENTER			1	100%	1
BAPTIST EMERGENCY HOSPITAL - KELLY			1	100%	1
METRO HEALTH HOSPITAL LABORATORY		1			1
Parkview Care Center			1	100%	1
NONA MEDICAL ARTS		1			1
CVS AZ7841POCT TUCSON		1			1
WALGREENS #10308		1			1
HUDSON REGIONAL HOSPITAL			1	100%	1
CALIFORNIA PUBLIC HEALTH LABORATORY			1	100%	1
The Friendly Home		1			1
ST. JOHN HOSPITAL & MEDICAL CENTER			1	100%	1
ORDRS, INC.			1	100%	1
UNIVERSITY OF TOLEDO MEDICAL CENTER			1	100%	1
SPHERE DX			1	100%	1
MANOR CARE OF DELRAY BEACH FL LLC		1			1
MISSION HOSPITAL – MEMORIAL CAMPUS			1	100%	1
RIVERSIDE PEDIATRIC GROUP, INC		1			1
CONCORDIA MANOR			1	100%	1
HILTON HEAD HOSPITAL/INPATIENT			1	100%	1
KIOSK MEDICINE OF KENTUCKY LLC		1			1
INTERNAL MEDICINE ASSOCIATES		1			1
CVS IL2297652CV CHICAGO		1			1
Village Crest Center for Health & Rehabilitation		1			1
SOMA MEDICAL CENTER PA #2 OAKLAND			1	100%	1
WEST FLORIDA MEDICAL CENTER CLINIC			1	100%	1
Maple Lane Nursing Home		1			1
QLABS			1	100%	1
Eagle Point Health Care Center		1			1
SACRED HEART HOSPITAL NURSING			1	100%	1
DIGNITY HEALING LLC			1	100%	1
SHARON REGIONAL MEDICAL CENTER			1	100%	1
SIGNATURE CARE MEMORIAL CITY			1	100%	1
SONORAN DESERT PATHOLOGY			1	100%	1
LOUIS STOKES CLEVELAND VA MEDICAL CENTER			1	100%	1
SOUTHWEST ORLANDO FAMILY MEDICINE, PL			1	100%	1
ARTESIAN HOME		1			1
SOUTHEASTERN HEALTH FACILITES, INC		1			1
NORTHWEST FLORIDA SPECIALTY PHYSICIANS LLC		1			1
FASTMED URGENT CARE			1	100%	1
SAINT JOSEPH'S HOSPITAL AND MEDICAL CENTER		1			1
Kroger 126 - The Little Clinic Cottonwood		1			1

COVID-19: testing by laboratory

Data through Mar 15, 2021 verified as of Mar 16, 2021 at 09:25 AM

Data in this report are provisional and subject to change.

The numbers in the table below represent the number of Florida and non-Florida residents for whom test results were received by the Department of Health. A person can be tested by more than one laboratory and can have both positive and negative results. **Therefore, the sum of the numbers in each column will be larger than the total number of people tested.**

Reporting lab	Inconclusive	Negative	Positive	Percent positive	Total
PINNACLE DIALYSIS		1			1
Seal Rock Healthcare		1			1
MARYLAND DEPARTMENT OF HEALTH AND MENTAL HYGIENE			1	100%	1
MEDCOR CORPORATE CLINIC			1	100%	1
Woodstock Nursing and Rehabilitation Center		1			1
TRUMAN MEDICAL CENTER - HOSPITAL HILL			1	100%	1
ALPHA CLINICAL LABORATORY CORP.			1	100%	1
CVS CT692POCT NORTH HAVEN		1			1
MINUTECLINIC, LLC #07876			1	100%	1
TCPA CLINICAL LABORATORIES			1	100%	1
PATHOLOGY		1			1
BATESVILLE - SHERWOOD URGENT CARE			1	100%	1
EASTSIDE URGENT CARE			1	100%	1
PUBLIX PHARMACY # 1236			1	100%	1
HARDIN MEMORIAL HOSPITAL - HEARTLAND PATHOLOGY CONSULTANTS			1	100%	1
HENRY FORD WEST BLOOMFIELD HOSPITAL			1	100%	1
PALM COTTAGE OPERATOR LLC			1	100%	1
WINCHESTER URGENT CARE, PC		1			1
Walgreens #11724		1			1
UCH LAB			1	100%	1
GIBSON AREA PRIMARY CARE			1	100%	1
MEDICAL CENTER AFFILIATES PALM SPRINGS			1	100%	1
Diversicare of Smyrna		1			1
PEDIATRIC PARTNERS			1	100%	1
URGENT CARE OF COASTAL GEORGIA			1	100%	1
ST JUDE CARE CENTER		1			1
CARENOW-MONTGOMERY			1	100%	1
FLORIDA HEART AND VASCULAR MULTISPECIALTY GROUP PA			1	100%	1
ROSE HAVEN NURSING CENTER		1			1
Livingston County Center for Nursing and Rehabilitation		1			1
CVS OK6225POCT EDMOND		1			1
WESLEY MEDICAL CENTER			1	100%	1
RAYMOND F CARON MD			1	100%	1
Oregon Veterans Home The Dalles		1			1
PALMETTO PRIMARY CARE PHYSICIANS			1	100%	1
CAREWELL 203			1	100%	1
MYCLINIC, INC			1	100%	1
Kroger 519 - The Little Clinic Staples Mill Road		1			1
LABORATORY SERVICES SGHS - CAMDEN		1			1
Portsmouth Health and Rehab			1	100%	1
BOND COUNTY HEALTH DEPARTMENT			1	100%	1
DIMMIT REGIONAL HOSPITAL			1	100%	1
TAMPA GENERAL MEDICAL GROUP LABORATORY HEALTHPARK			1	100%	1
HEART HOSPITAL OF LAFAYETTE: EMERGENCY ROOM			1	100%	1
CVS AZ3749POCT GOODYEAR		1			1
NEMOURS CHILDREN'S PRIMARY CARE			1	100%	1
FOUNDCARE HEALTH			1	100%	1

COVID-19: testing by laboratory

Data through Mar 15, 2021 verified as of Mar 16, 2021 at 09:25 AM

Data in this report are provisional and subject to change.

The numbers in the table below represent the number of Florida and non-Florida residents for whom test results were received by the Department of Health. A person can be tested by more than one laboratory and can have both positive and negative results. **Therefore, the sum of the numbers in each column will be larger than the total number of people tested.**

Reporting lab	Inconclusive	Negative	Positive	Percent positive	Total
DORAL KIDNEY CENTER			1	100%	1
DIVERSICARE OF BIG SPRINGS		1			1
NULEASE MEDICAL SOLUTIONS			1	100%	1
ASSISTED LIVING AT TREZEVANT		1			1
YOUR HEALTH PEDIATRICS			1	100%	1
UW MEDICINE CHU LAB			1	100%	1
EVERGREEN WOODS HEALTH & REHAB CENTER			1	100%	1
bishop rehabilitation and nursing center		1			1
PATIENT FIRST-GENERAL BOOTH			1	100%	1
BAPTIST HEALTH PRIMARY CARE AT DORAL			1	100%	1
MID FLORIDA COMMUNITY SERVICES			1	100%	1
WEST PENSACOLA DIALYSIS CENTER			1	100%	1
FAMILY AND INTERNAL MEDICINE ASSOCIATES		1			1
STATE OF CALIFORNIA DOH SERVICES			1	100%	1
NAVARRO MEDICAL CENTERS LLC			1	100%	1
CARENOW LAKE WORTH			1	100%	1
UUHC - REDSTONE HEALTH CENTER LABORATORY			1	100%	1
ARCADIA DIALYSIS CENTER			1	100%	1
HHCS PHARMACY INC			1	100%	1
WEST COAST CLINICAL LABS INC			1	100%	1
NATIONAL INSTITUTES OF HEALTH CLINICAL CENTER			1	100%	1
FOCUSED CARE AT ALLENBROOK		1			1
WALGREENS # 11165		1			1
Kroger 83 - The Little Clinic Rock Road		1			1
ANY LAB TEST FAST CORP			1	100%	1
SAINT FRANCIS HOSPITAL			1	100%	1
HALEYVILLE HEALTH CARE CENTER		1			1
Southwest Louisiana Veterans Home			1	100%	1
Allen Health and Rehabilitation		1			1
ADDINGTON PLACE EAST LAKE		1			1
Monument Health Custer Care Center		1			1
HAMILTON CI MAIN UNIT ANNEX/ WORK CAMP			1	100%	1
WILLOW DALE WELLNESS VILLAGE APARTMENT		1			1
COMMUNITY MEDICAL CENTER-ORANGE CITY		1			1
CVS IN6608POCT NEW PALESTINE			1	100%	1
AUGUSTA HEALTH CLINICAL LABORATORY			1	100%	1
MEMORIALCARE LONG BEACH MEDICAL CENTER			1	100%	1
DILELLA			1	100%	1
CLEMENT J ZABLOCKI VAMC		1			1
HEBER VALLEY HOSPITAL			1	100%	1
CORONA CONCIERGE, LLC		1			1
WAKULLA URGENT CARE & DIAGNOSTIC			1	100%	1
SANCHEZ CAZAU MEDICAL GROUP			1	100%	1
Lemont Nursing and Rehab Center			1	100%	1
SIPERSTEIN DERMATOLOGY LLC			1	100%	1
SUNCOAST RESEARCH GROUP LLC			1	100%	1
VA ST LOUIS HEALTH CARE SYSTEM			1	100%	1

COVID-19: testing by laboratory

Data through Mar 15, 2021 verified as of Mar 16, 2021 at 09:25 AM

Data in this report are provisional and subject to change.

The numbers in the table below represent the number of Florida and non-Florida residents for whom test results were received by the Department of Health. A person can be tested by more than one laboratory and can have both positive and negative results. **Therefore, the sum of the numbers in each column will be larger than the total number of people tested.**

Reporting lab	Inconclusive	Negative	Positive	Percent positive	Total
UMASS MEMORIAL MEDICAL CENTER, INC		1			1
ARIZONA STATE LABORATORY			1	100%	1
BETHESDA ON TURKEY CREEK			1	100%	1
HOUSTON DEPARTMENT OF HEALTH AND HUMAN SERVICES			1	100%	1
Avera Sr. James Care Center		1			1
BREVARD FAMILY WALK IN CLINIC			1	100%	1
JACKSONVILLE PEDIATRICS			1	100%	1
ENCOMPASS HEALTH REHABILITATION			1	100%	1
WALGREENS #04176		1			1
COLER REHABILITATION AND NURSING CARE		1			1
SWIFTCARE URGENT CARE, PLLC			1	100%	1
HALIFAX HEALTH PRIMARY CARE ORMOND			1	100%	1
BROADWAY HEALTH FLORIDA MEDICAL CLINIC URGENT CARE			1	100%	1
FHPG SURGICAL ASSOCIATES OF EAST PASCO			1	100%	1
CLARKSVILLE HEALTH SYSTEM			1	100%	1
MOUNT ST MARYS HOSPITAL OF NIAGARA FALLS			1	100%	1
AMERICAN FAMILY CARE - SMYRNA			1	100%	1
PEACE HEALTH FAMILY MEDICINE AT 87TH AVE		1			1
NYU LANGONE AMBULATORY CARE LAKE SUCCE		1			1
THE HEART HOSPITAL BAYLOR PLANO			1	100%	1
Advanced Rehabilitation of Vernon		1			1
BIOMAT ORLANDO		1			1
Kroger 63 - The Little Clinic Glassford Hill Rd		1			1
AVERA ST. MARY'S HOSPITAL			1	100%	1
PINEBROOK CARE AND REHABILITATION CENTER			1	100%	1
LOUISIANA STATE LAB			1	100%	1
TITUSVILLE CENTER FOR SURGICAL EXCELLENCE LLC		1			1
AURORA MEDICAL CENTER-KENOSHA			1	100%	1
BIOMERIEUX			1	100%	1
WASHINGTONVILLE PHARMACY INC		1			1
CAPSTONE REHABILITATION AND HEALTHCARE		1			1
MED BAR LLC		1			1
ALLEGHENY GENERAL HOSPITAL			1	100%	1
COUNTY OF HAMILTON			1	100%	1
NORTH RIVER FAMILY HEALTH CENTER			1	100%	1
ROYAL OAK MEDICAL CENTER LLC DBA CHARACTER FAMILY			1	100%	1
ADAMS COUNTY HEALTH DEPARTMENT			1	100%	1
TMH CANCER CENTER LABORATORY			1	100%	1
MEDEXPRESS URGENT CARE - CABOT			1	100%	1
TMH PHYSICIAN PARTNERS QUINCY			1	100%	1
SOMA MEDICAL CENTER PA #2			1	100%	1
WINTER PARK MEMORIAL HOSPITAL LABORATORY		1			1
CONWAY - SHERWOOD URGENT CARE			1	100%	1
JOSHUA E CHESIR MD		1			1
VA OPTOMETRY CLINIC			1	100%	1
ACCESS MEDICAL GROUP OF TAMPA INC			1	100%	1
CVS NV5286POCT HENDERSON		1			1

COVID-19: testing by laboratory

Data through Mar 15, 2021 verified as of Mar 16, 2021 at 09:25 AM

Data in this report are provisional and subject to change.

The numbers in the table below represent the number of Florida and non-Florida residents for whom test results were received by the Department of Health. A person can be tested by more than one laboratory and can have both positive and negative results. **Therefore, the sum of the numbers in each column will be larger than the total number of people tested.**

Reporting lab	Inconclusive	Negative	Positive	Percent positive	Total
Mountain View Manor			1	100%	1
Wetumpka Health and Rehab, LLC		1			1
BEAUMONT URGENT CARE		1			1
GARDENS AT MAPLEWOOD			1	100%	1
Arbor Springs Health and Rehab		1			1
EAST FL CORE LAB			1	100%	1
CVS NE5714POCT OMAHA		1			1
Holly Hill Healthcare Center			1	100%	1
PELICAN STATE OUTPATIENT CENTER			1	100%	1
NEW RIVER HEALTH DISTRICT			1	100%	1
RICHMOND MEDICAL CENTER FOR WOMEN		1			1
SACRED HEART HEALTH SYSTEM- MIDWIFE PROGRAM			1	100%	1
NEMOURS CHILDRENS PRIMARY CARE CLERMONT			1	100%	1
CVS / PHARMACY #10794			1	100%	1
THE MEDICAL CENTER AT BOWLING GREEN			1	100%	1
NEVADA DEPARTMENT OF HEALTH AND HUMAN SERVICES			1	100%	1
SOUTHWEST FLORIDA DIVISION LAB			1	100%	1
Grangeville Health and Rehab		1			1
Wildwood Healthcare		1			1
UNIVERSITY OF IOWA HOSPITALS & CLINICS			1	100%	1
MAYO CLINICAL LABORATORIES		1			1
Shoreline Care Center			1	100%	1
BRITTNEY WHELIHAN IRWIN ARNP LLC			1	100%	1
CHIPLEY DIALYSIS			1	100%	1
MARQUETTE GENERAL HOSPITAL			1	100%	1
CVS AZ7855POCT TUCSON		1			1
OAK HAVEN REHAB AND NURSING CENTER			1	100%	1
Willowbrooke Court at Normandy Farms Estates		1			1
Piqua Manor		1			1
Kingston of Miamisburg		1			1
MCLEOD MEMORIAL HOSPITAL CLARENDON			1	100%	1
MAYO CLINIC OUTPATIENT DIALYSIS CENTER			1	100%	1
PALMETTO CHARTER SCHOOL		1			1
SOUTHERN HILLS MEDICAL CENTER			1	100%	1
FLORIDA KEYS PED AND ADOLES CTR			1	100%	1
Juniper Village at Bucks County		1			1
INFECTION CONTROL DEPT			1	100%	1
Oakland Nursing and Rehabilitation Center		1			1
Orange City Nursing and Rehab Center			1	100%	1
CTMD MEDICAL CENTER, PA			1	100%	1
CHI ST VINCENT LITTLE ROCK DIAGNOSTIC CLINIC			1	100%	1
SOUTHWESTERN STATE HOSPITAL LABORATORY			1	100%	1
Florence Nursing and Rehabilitation Center		1			1
AFFILIATED LABORATORIES INC			1	100%	1
PRIMARY CARE & PEDIATRICS - SHEPHERSTOWN		1			1
GRAND VIEW HOSPITAL			1	100%	1
WALGREENS #01398			1	100%	1

COVID-19: testing by laboratory

Data through Mar 15, 2021 verified as of Mar 16, 2021 at 09:25 AM

Data in this report are provisional and subject to change.

The numbers in the table below represent the number of Florida and non-Florida residents for whom test results were received by the Department of Health. A person can be tested by more than one laboratory and can have both positive and negative results. **Therefore, the sum of the numbers in each column will be larger than the total number of people tested.**

Reporting lab	Inconclusive	Negative	Positive	Percent positive	Total
MEDCARE QUALITY MEDICAL CENTER LLC			1	100%	1
ST GERARD'S COMMUNITY OF CARE		1			1
MCH PHYSICIANS GROUP			1	100%	1
PRIMARY AND URGENT CARE			1	100%	1
CLEMENT MANOR HEALTH CENTER		1			1
CSL PLASMA LAB			1	100%	1
Valley Center (WV)			1	100%	1
VA COMMUNITY BASED CLINIC - LAKE CITY			1	100%	1
Total	95,017	17,342,037	2,556,400	13%	19,993,454