

COVID-19: summary of cases and monitoring

Data through Mar 10, 2021 verified as of Mar 11, 2021 at 09:25 AM

Data in this report are provisional and subject to change.

Cases: people with positive PCR or antigen test result		Cases: people with positive PCR or antigen test result	
Total cases		Risk factors for Florida residents	
Florida residents	1,926,494	Traveled	15,243
Non-Florida residents	36,157	Contact with a known case	750,447
Type of testing		Traveled and contact with a known case	20,805
Florida residents	1,926,494	Neither	1,139,999
Positive by BPHL/CDC	70,983	No travel and no contact	225,659
Positive by commercial/hospital lab	1,855,511	Travel is unknown	659,976
PCR positive	1,560,489	Contact is unknown	424,505
Antigen positive	366,005	Contact is pending	425,515
Non-Florida residents	36,157	Travel can be unknown and contact can be unknown or pending for the same case, these numbers will sum to more than the "neither" total.	
Positive by BPHL/CDC	887		
Positive by commercial/hospital lab	35,270		
PCR positive	24,889		
Antigen positive	11,268		
Characteristics			
Florida residents hospitalized	81,763		
Florida resident deaths	32,040		
Non-Florida resident deaths	599		
Hospitalized counts include anyone who was hospitalized at some point during their illness. It does not reflect the number of people currently hospitalized.			
More information on deaths identified through death certificate data is available on the National Center for Health Statistics website at www.cdc.gov/nchs/nvss/vsrr/COVID19/index.htm .			

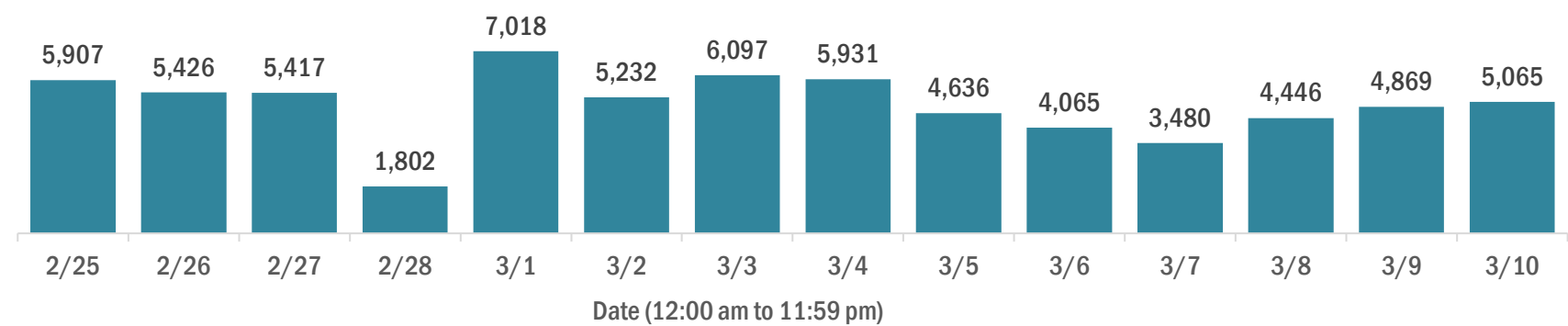
COVID-19: summary of laboratory testing

Data through Mar 10, 2021 verified as of Mar 11, 2021 at 09:25 AM

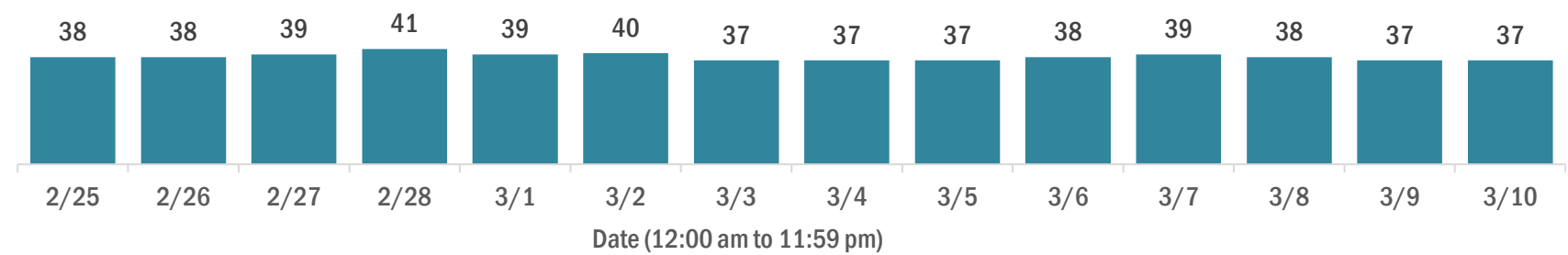
Data in this report are provisional and subject to change.

Cases in Florida residents per day for the past 2 weeks

Number of cases per day



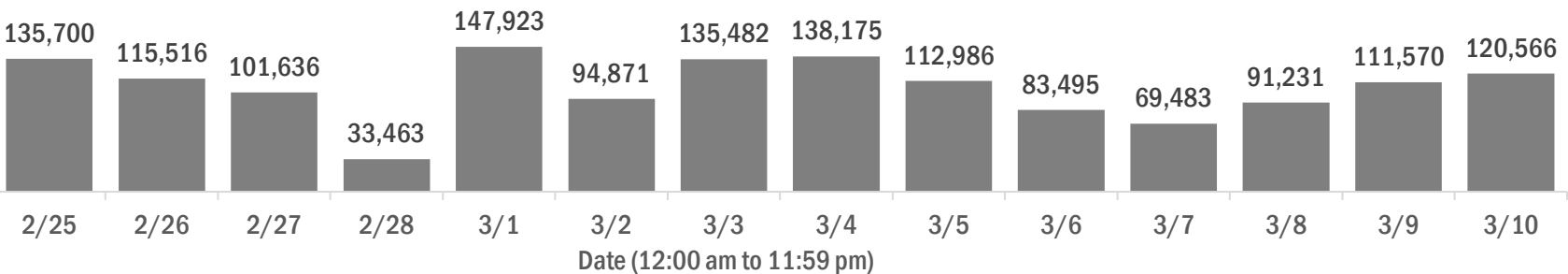
Median age of cases by day



Laboratory testing for Florida residents over the past 2 weeks

Number of Florida residents tested per day

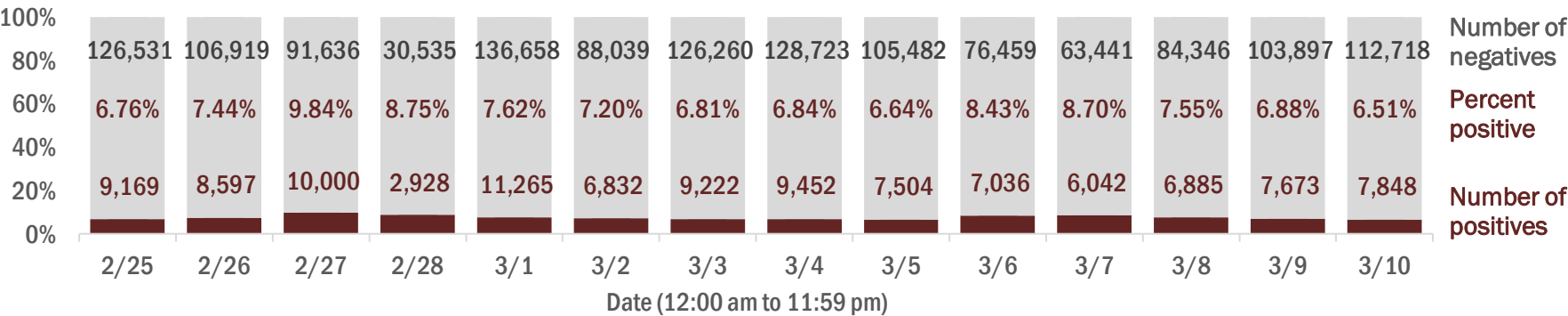
These counts include the number of people for whom the Department received PCR or antigen laboratory results by day. People tested on multiple days will be included for each day a new result was received. A person is only counted once for each day they are tested, regardless of whether multiple specimens are tested or multiple results are received.



Number and percent of Florida residents with positive test results

The percent of positive results ranged from 6.51% to 9.84% over the past 2 weeks and was 6.51% yesterday.

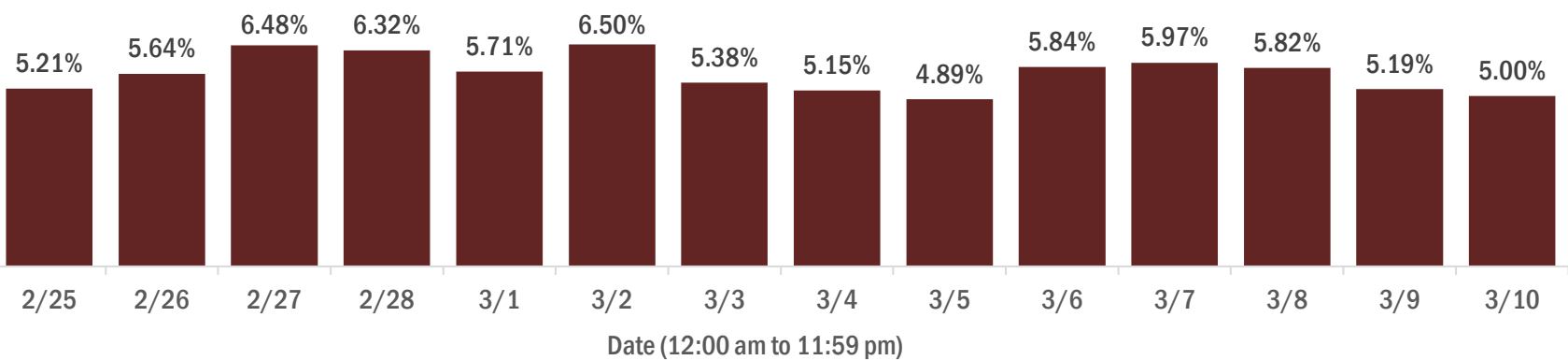
These counts include the number of people for whom the Department received PCR or antigen laboratory results by day. People tested on multiple days will be included for each day a new result was received. A person is only counted once for each day they are tested, regardless of whether multiple specimens are tested or multiple results are received. If a person has a positive specimen and a negative specimen in the same day, only the positive result is counted.



Percent positivity for new cases in Florida residents

The percent of positive results ranged from 4.89% to 6.50% over the past 2 weeks and was 5.00% yesterday.

This percent is the number of people who test PCR- or antigen-positive for the first time divided by all the people tested that day, excluding people who have previously tested positive.



COVID-19: characteristics of 1,926,494 Florida resident cases

Data through Mar 10, 2021 verified as of Mar 11, 2021 at 09:25 AM

Data in this report are provisional and subject to change.

Age group	Cases		Hospitalizations		Deaths	
0-4 years	38,493	2%	541	1%	1	0%
5-14 years	119,970	6%	525	1%	5	0%
15-24 years	296,191	15%	2,019	2%	39	0%
25-34 years	334,460	17%	3,967	5%	168	1%
35-44 years	298,130	15%	5,960	7%	482	2%
45-54 years	293,498	15%	9,214	11%	1,210	4%
55-64 years	254,252	13%	13,828	17%	3,419	11%
65-74 years	159,808	8%	17,075	21%	6,780	21%
75-84 years	88,621	5%	17,095	21%	9,780	31%
85+ years	41,801	2%	11,532	14%	10,156	32%
Unknown	1,270	0%	7	0%	0	0%
Total	1,926,494		81,763		32,040	

Gender	Cases	
Female	1,007,296	52%
Male	905,302	47%
Unknown	13,896	1%
Total	1,926,494	

Ethnicity	Cases		Hospitalizations		Deaths	
Hispanic	614,600	32%	20,791	25%	7,433	23%
Non-Hispanic	927,856	48%	57,007	70%	22,441	70%
Unknown	384,038	20%	3,965	5%	2,166	7%
Total	1,926,494		81,763		32,040	

Race and ethnicity	Cases		Hospitalizations		Deaths	
White	1,082,387	56%	53,356	65%	23,444	73%
Hispanic	410,543	21%	14,828	18%	5,941	19%
Non-Hispanic	591,121	31%	36,886	45%	16,417	51%
Unknown	80,723	4%	1,642	2%	1,086	3%
Black	254,732	13%	17,019	21%	5,083	16%
Hispanic	14,833	1%	714	1%	212	1%
Non-Hispanic	218,876	11%	15,955	20%	4,694	15%
Unknown	21,023	1%	350	0%	177	1%
Other race	289,259	15%	9,085	11%	2,552	8%
Hispanic	145,777	8%	4,765	6%	1,112	3%
Non-Hispanic	98,785	5%	3,897	5%	1,216	4%
Unknown	44,697	2%	423	1%	224	1%
Unknown race	300,116	16%	2,303	3%	961	3%
Hispanic	43,447	2%	484	1%	168	1%
Non-Hispanic	19,074	1%	269	0%	114	0%
Unknown	237,595	12%	1,550	2%	679	2%
Total	1,926,494		81,763		32,040	

Hospitalization counts include anyone who was hospitalized at some point during their illness. It does not reflect the number of people currently hospitalized. **Other race** includes any person with a race of American Indian/Alaskan native, Asian, native Hawaiian/Pacific Islander, or other.

COVID-19: deaths in Florida residents and staff of long-term care facilities

Data through Mar 10, 2021 verified as of Mar 11, 2021 at 09:25 AM

Data in this report are provisional and subject to change.

For current cases in residents or staff of long-term care facilities, please visit: <https://floridahealthcovid19.gov/>

County	Deaths		County	Deaths		County	Deaths	
Palm Beach	1032	<div></div> 10%	Okaloosa	160	<div></div> 1%	Gilchrist	19	<div></div> 0%
Dade	993	<div></div> 9%	Hernando	154	<div></div> 1%	Calhoun	17	<div></div> 0%
Pinellas	868	<div></div> 8%	Osceola	136	<div></div> 1%	Flagler	17	<div></div> 0%
Broward	642	<div></div> 6%	Charlotte	132	<div></div> 1%	Gulf	17	<div></div> 0%
Hillsborough	552	<div></div> 5%	Clay	120	<div></div> 1%	Wakulla	16	<div></div> 0%
Polk	414	<div></div> 4%	Indian River	116	<div></div> 1%	Bradford	14	<div></div> 0%
Duval	408	<div></div> 4%	Leon	92	<div></div> 1%	Gadsden	14	<div></div> 0%
Brevard	388	<div></div> 4%	Bay	88	<div></div> 1%	Washington	13	<div></div> 0%
Sarasota	386	<div></div> 4%	Jackson	87	<div></div> 1%	Baker	12	<div></div> 0%
Orange	378	<div></div> 3%	St. Johns	85	<div></div> 1%	Holmes	10	<div></div> 0%
Lee	335	<div></div> 3%	Highlands	83	<div></div> 1%	Jefferson	10	<div></div> 0%
Marion	311	<div></div> 3%	Santa Rosa	80	<div></div> 1%	Franklin	9	<div></div> 0%
Volusia	282	<div></div> 3%	Alachua	73	<div></div> 1%	Lafayette	8	<div></div> 0%
Escambia	272	<div></div> 3%	Suwannee	58	<div></div> 1%	Levy	7	<div></div> 0%
St. Lucie	234	<div></div> 2%	Columbia	51	<div></div> 0%	Desoto	6	<div></div> 0%
Lake	223	<div></div> 2%	Sumter	45	<div></div> 0%	Dixie	4	<div></div> 0%
Seminole	223	<div></div> 2%	Putnam	39	<div></div> 0%	Monroe	4	<div></div> 0%
Pasco	218	<div></div> 2%	Nassau	35	<div></div> 0%	Taylor	3	<div></div> 0%
Manatee	190	<div></div> 2%	Hendry	29	<div></div> 0%	Hardee	2	<div></div> 0%
Collier	188	<div></div> 2%	Walton	28	<div></div> 0%	Hamilton	1	<div></div> 0%
Citrus	176	<div></div> 2%	Okeechobee	24	<div></div> 0%	Liberty	1	<div></div> 0%
Martin	164	<div></div> 2%	Madison	20	<div></div> 0%	Total	10,816	

Note: cases are summarized by the county of usual residence. Residents and staff may be cases associated with facilities that are not in their county of usual residence, resulting in cases being included below for counties that do not have facilities with known cases.

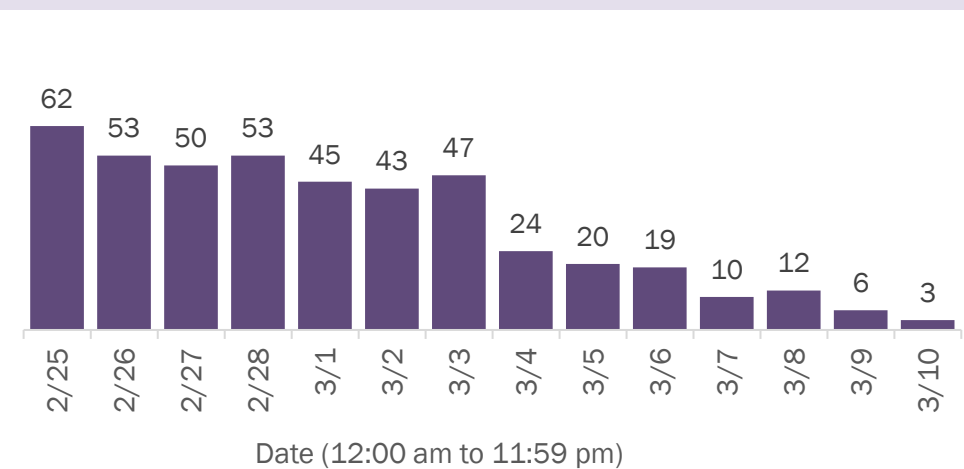
COVID-19: cases in Florida residents who have died

Data through Mar 10, 2021 verified as of Mar 11, 2021 at 09:25 AM

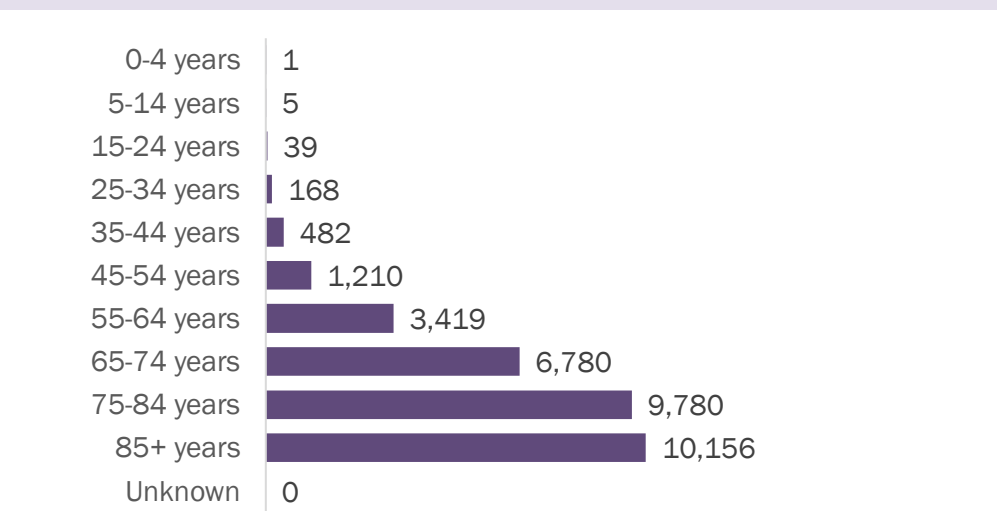
Data in this report are provisional and subject to change.

Demographics for all identified COVID-19 deaths: 32,040

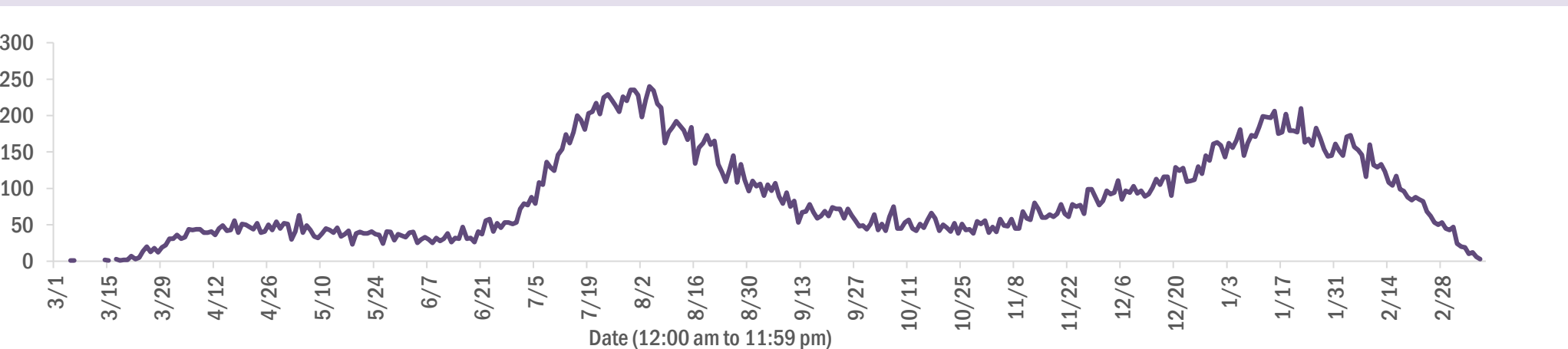
Deaths by date of death for the past 2 weeks



Deaths by age group



Deaths by date of death since March 2020



Age group	Deaths	Cases	Case fatality rate	Mortality rate per 100,000 population
0-4 years	1	38,493	0.0%	0.1
5-14 years	5	119,970	0.0%	0.2
15-24 years	39	296,191	0.0%	1.6
25-34 years	168	334,460	0.1%	5.9
35-44 years	482	298,130	0.2%	18.5
45-54 years	1,210	293,498	0.4%	43.4
55-64 years	3,419	254,252	1.3%	118.2
65-74 years	6,780	159,808	4.2%	279.4
75-84 years	9,780	88,621	11.0%	696.5
85+ years	10,156	41,801	24.3%	1758.5
Unknown	0	1,270	0.0%	
Total	32,040	1,926,494	1.7%	148.3

Race	Deaths	Cases	Case fatality rate	Mortality rate per 100,000 population
White	23,444	1,082,387	2.2%	140.4
Black	5,083	254,732	2.0%	139.0
Other	2,552	289,259	0.9%	205.1
Unknown	961	300,116	0.3%	
Total	32,040	1,926,494	1.7%	148.3

Gender	Deaths	Cases	Case fatality rate	Mortality rate per 100,000 population
Female	14,079	1,007,296	1.4%	127.5
Male	17,961	905,302	2.0%	170.1
Unknown	0	13,896	0.0%	
Total	32,040	1,926,494	1.7%	148.3

Ethnicity	Deaths	Cases	Case fatality rate	Mortality rate per 100,000 population
Non-Hispanic	22,441	927,856	2.4%	141.0
Hispanic	7,433	614,600	1.2%	130.9
Unknown	2,166	384,038	0.6%	
Total	32,040	1,926,494	1.7%	148.3

COVID-19: characteristics of 1,926,494 cases

Data through Mar 10, 2021 verified as of Mar 11, 2021 at 09:25 AM

Data in this report are provisional and subject to change.

Tables below include cases in Florida residents and non-Florida residents.

All 67 Florida counties have cases:

County	FL resident cases		Non-FL resident cases	Total cases	FL resident deaths	FL death rate
Dade	418,512	<div></div> 22%	5,202	423,714	5,619	1.3%
Broward	199,641	<div></div> 10%	2,328	201,969	2,520	1.3%
Palm Beach	122,509	<div></div> 6%	2,127	124,636	2,535	2.1%
Orange	115,682	<div></div> 6%	1,626	117,308	1,138	1.0%
Hillsborough	113,750	<div></div> 6%	974	114,724	1,548	1.4%
Duval	88,751	<div></div> 5%	1,476	90,227	1,233	1.4%
Pinellas	66,821	<div></div> 3%	1,673	68,494	1,481	2.2%
Lee	57,379	<div></div> 3%	1,992	59,371	899	1.6%
Polk	58,157	<div></div> 3%	410	58,567	1,191	2.0%
Osceola	37,191	<div></div> 2%	623	37,814	462	1.2%
Volusia	34,973	<div></div> 2%	587	35,560	684	2.0%
Brevard	34,570	<div></div> 2%	615	35,185	772	2.2%
Pasco	34,085	<div></div> 2%	306	34,391	668	2.0%
Escambia	30,746	<div></div> 2%	3,546	34,292	646	2.1%
Manatee	32,285	<div></div> 2%	714	32,999	620	1.9%
Collier	29,942	<div></div> 2%	1,132	31,074	472	1.6%
Leon	28,798	<div></div> 1%	862	29,660	291	1.0%
Marion	28,108	<div></div> 1%	130	28,238	882	3.1%
Seminole	27,909	<div></div> 1%	210	28,119	443	1.6%
Sarasota	26,475	<div></div> 1%	1,318	27,793	751	2.8%
Lake	24,989	<div></div> 1%	389	25,378	584	2.3%
St. Lucie	22,764	<div></div> 1%	159	22,923	553	2.4%
Alachua	22,482	<div></div> 1%	254	22,736	248	1.1%
St. Johns	20,170	<div></div> 1%	283	20,453	198	1.0%
Okaloosa	19,168	<div></div> 1%	202	19,370	337	1.8%
Bay	18,403	<div></div> 1%	724	19,127	358	1.9%
Santa Rosa	17,174	<div></div> 1%	222	17,396	274	1.6%
Clay	16,899	<div></div> 1%	44	16,943	322	1.9%
Hernando	11,638	<div></div> 1%	90	11,728	423	3.6%
Indian River	11,197	<div></div> 1%	97	11,294	268	2.4%
Charlotte	10,764	<div></div> 1%	170	10,934	381	3.5%
Martin	10,697	<div></div> 1%	194	10,891	293	2.7%
Citrus	9,866	<div></div> 1%	81	9,947	412	4.2%
Sumter	8,176	<div></div> 0%	93	8,269	242	3.0%
Nassau	7,406	<div></div> 0%	428	7,834	116	1.6%

County	FL resident cases		Non-FL resident cases	Total cases	FL resident deaths	FL death rate
Columbia	7,700	<div></div> 0%	37	7,737	160	2.1%
Highlands	7,312	<div></div> 0%	75	7,387	307	4.2%
Walton	6,420	<div></div> 0%	758	7,178	81	1.3%
Flagler	6,123	<div></div> 0%	78	6,201	94	1.5%
Monroe	5,729	<div></div> 0%	330	6,059	47	0.8%
Jackson	5,916	<div></div> 0%	64	5,980	153	2.6%
Putnam	5,900	<div></div> 0%	19	5,919	131	2.2%
Gadsden	5,479	<div></div> 0%	16	5,495	90	1.6%
Suwannee	5,129	<div></div> 0%	28	5,157	134	2.6%
Hendry	4,339	<div></div> 0%	18	4,357	75	1.7%
Desoto	3,890	<div></div> 0%	19	3,909	76	2.0%
Okeechobee	3,574	<div></div> 0%	42	3,616	83	2.3%
Unknown	370	<div></div> 0%	3,133	3,503	0	0.0%
Baker	3,300	<div></div> 0%	15	3,315	57	1.7%
Wakulla	3,184	<div></div> 0%	12	3,196	52	1.6%
Levy	2,963	<div></div> 0%	9	2,972	43	1.5%
Bradford	2,868	<div></div> 0%	13	2,881	54	1.9%
Hardee	2,818	<div></div> 0%	14	2,832	31	1.1%
Taylor	2,667	<div></div> 0%	6	2,673	42	1.6%
Washington	2,620	<div></div> 0%	20	2,640	48	1.8%
Holmes	2,168	<div></div> 0%	31	2,199	44	2.0%
Madison	1,995	<div></div> 0%	26	2,021	43	2.2%
Gulf	1,863	<div></div> 0%	23	1,886	41	2.2%
Union	1,751	<div></div> 0%	1	1,752	70	4.0%
Calhoun	1,633	<div></div> 0%	3	1,636	42	2.6%
Lafayette	1,600	<div></div> 0%	0	1,600	25	1.6%
Hamilton	1,554	<div></div> 0%	19	1,573	23	1.5%
Dixie	1,517	<div></div> 0%	3	1,520	22	1.5%
Gilchrist	1,443	<div></div> 0%	4	1,447	37	2.6%
Jefferson	1,387	<div></div> 0%	22	1,409	24	1.7%
Franklin	1,250	<div></div> 0%	33	1,283	16	1.3%
Liberty	1,048	<div></div> 0%	1	1,049	15	1.4%
Glades	907	<div></div> 0%	4	911	16	1.8%
Total	1,926,494		36,157	1,962,651	32,040	1.7%

COVID-19: characteristics of 1,926,494 Florida resident cases

Data through Mar 10, 2021 verified as of Mar 11, 2021 at 09:25 AM

Data in this report are provisional and subject to change.

The table below includes the cities and counties of residence for cases in Florida residents based on the patient's ZIP Code. Note that city is not always received as part of the initial notification and may be missing while the case is being investigated.

City and county	Cases
Miami, Dade	242,318
Orlando, Orange	85,461
Jacksonville, Duval	83,385
Tampa, Hillsborough	66,413
Hialeah, Dade	59,233
Fort Lauderdale, Broward	42,847
Hollywood, Broward	38,264
West Palm Beach, Palm Beach	30,000
Kissimmee, Osceola	28,701
Tallahassee, Leon	27,797
Pensacola, Escambia	25,550
Homestead, Dade	25,443
Naples, Collier	25,273
Saint Petersburg, Pinellas	24,498
Fort Myers, Lee	22,478
Bradenton, Manatee	21,043
Ocala, Marion	20,732
Boca Raton, Palm Beach	20,653
Lakeland, Polk	20,277
Pompano Beach, Broward	19,253
Gainesville, Alachua	17,875
Sarasota, Sarasota	16,332
Port Saint Lucie, St. Lucie	15,027
Lake Worth, Palm Beach	14,875
Cape Coral, Lee	14,583
Clearwater, Pinellas	13,153
Miami Beach, Dade	13,110
Miramar, Broward	13,054
Boynton Beach, Palm Beach	11,841
Panama City, Bay	11,703
Doral, Dade	11,547
Coral Springs, Broward	11,449
Miami Gardens, Dade	11,109
Saint Augustine, St. Johns	10,830
Melbourne, Brevard	10,018
Winter Haven, Polk	9,802
Delray Beach, Palm Beach	9,237
Lehigh Acres, Lee	9,022
Davie, Broward	8,716
Riverview, Hillsborough	8,636
Vero Beach, Indian River	8,597
Milton, Santa Rosa	8,296
Palm Bay, Brevard	7,994
New Port Richey, Pasco	7,873
Sunrise, Broward	7,846
Fort Pierce, St. Lucie	7,579
Coral Gables, Dade	7,366
Saint Cloud, Osceola	7,364
Largo, Pinellas	7,312
Apopka, Orange	7,119
Daytona Beach, Volusia	7,118
Lake City, Columbia	7,010
Spring Hill, Hernando	6,947
Orange Park, Clay	6,893
Plantation, Broward	6,846
North Miami Beach, Dade	6,737
Clermont, Lake	6,645
Davenport, Polk	6,588
Brandon, Hillsborough	6,483

COVID-19: characteristics of 1,926,494 Florida resident cases

Data through Mar 10, 2021 verified as of Mar 11, 2021 at 09:25 AM

Data in this report are provisional and subject to change.

The table below includes the cities and counties of residence for cases in Florida residents based on the patient's ZIP Code. Note that city is not always received as part of the initial notification and may be missing while the case is being investigated.

City and county	Cases
Jupiter, Palm Beach	6,310
Weston, Broward	6,217
Sanford, Seminole	6,196
Plant City, Hillsborough	6,178
Deltona, Volusia	6,100
Deerfield Beach, Broward	5,816
Winter Garden, Orange	5,698
Tamarac, Broward	5,367
Fort Walton Beach, Okaloosa	5,337
Port Charlotte, Charlotte	5,283
Palm Coast, Flagler	5,152
Crestview, Okaloosa	5,098
Stuart, Martin	5,062
Wesley Chapel, Pasco	4,994
Coconut Creek, Broward	4,892
Palm Beach Gardens, Palm Beach	4,849
Margate, Broward	4,810
Land O Lakes, Pasco	4,802
Winter Park, Orange	4,714
Deland, Volusia	4,706
Palmetto, Manatee	4,690
Palm Harbor, Pinellas	4,680
Wellington, Palm Beach	4,603
Oviedo, Seminole	4,570
Miami Lakes, Dade	4,373
Opa Locka, Dade	4,295
Altamonte Springs, Seminole	4,259
Lutz, Hillsborough	4,167
Middleburg, Clay	4,131
Port Orange, Volusia	4,109
Haines City, Polk	4,084
Brooksville, Hernando	4,067
Valrico, Hillsborough	3,999
Live Oak, Suwannee	3,992
Venice, Sarasota	3,989
North Port, Sarasota	3,979
The Villages, Sumter	3,937
Ocoee, Orange	3,917
Sebring, Highlands	3,915
Hallandale, Broward	3,912
Leesburg, Lake	3,902
Punta Gorda, Charlotte	3,902
Pembroke Pines, Broward	3,821
Arcadia, Desoto	3,783
Saint Johns, St. Johns	3,769
Bonita Springs, Lee	3,659
Seminole, Pinellas	3,658
Ormond Beach, Volusia	3,623
Zephyrhills, Pasco	3,603
Navarre, Santa Rosa	3,583
Okeechobee, Okeechobee	3,563
Pinellas Park, Pinellas	3,382
Windermere, Orange	3,377
Immokalee, Collier	3,342
Longwood, Seminole	3,315
North Lauderdale, Broward	3,309
North Miami, Dade	3,293
Ruskin, Hillsborough	3,250
Gulf Breeze, Santa Rosa	3,236

COVID-19: characteristics of 1,926,494 Florida resident cases

Data through Mar 10, 2021 verified as of Mar 11, 2021 at 09:25 AM

Data in this report are provisional and subject to change.

The table below includes the cities and counties of residence for cases in Florida residents based on the patient's ZIP Code. Note that city is not always received as part of the initial notification and may be missing while the case is being investigated.

City and county	Cases
Cocoa, Brevard	3,210
Niceville, Okaloosa	3,186
Cantonment, Escambia	3,093
Panama City Beach, Bay	2,993
Jacksonville Beach, Duval	2,946
Lake Worth Beach, Palm Beach	2,936
Key West, Monroe	2,921
Quincy, Gadsden	2,918
Casselberry, Seminole	2,865
Crawfordville, Wakulla	2,857
Hudson, Pasco	2,791
Port Richey, Pasco	2,782
Dade City, Pasco	2,774
Cutler Ridge, Dade	2,754
Titusville, Brevard	2,744
Palatka, Putnam	2,740
Bartow, Polk	2,735
Fernandina Beach, Nassau	2,694
North Fort Myers, Lee	2,691
Oakland Park, Broward	2,683
Green Cove Springs, Clay	2,643
Winter Springs, Seminole	2,602
Lake Mary, Seminole	2,600
Kissimmee, Polk	2,574
Aventura, Dade	2,551
Auburndale, Polk	2,548
Ponte Vedra Beach, St. Johns	2,533
Perry, Taylor	2,503
Lake Wales, Polk	2,495
Merritt Island, Brevard	2,494
Lynn Haven, Bay	2,438
New Smyrna Beach, Volusia	2,437
Tarpon Springs, Pinellas	2,430
Marianna, Jackson	2,367
Inverness, Citrus	2,350
Belle Glade, Palm Beach	2,322
Clewiston, Hendry	2,276
Parkland, Broward	2,261
Fleming Island, Clay	2,247
Eustis, Lake	2,235
Santa Rosa Beach, Walton	2,225
Royal Palm Beach, Palm Beach	2,210
Cooper City, Broward	2,199
Wimauma, Hillsborough	2,197
Dunedin, Pinellas	2,180
Estero, Lee	2,162
Loxahatchee, Palm Beach	2,154
Holiday, Pasco	2,093
Defuniak Springs, Walton	2,050
Chipley, Washington	2,035
Sarasota, Manatee	1,993
Key Biscayne, Dade	1,988
Rockledge, Brevard	1,986
Parrish, Manatee	1,969
Destin, Okaloosa	1,956
Starke, Bradford	1,934
Labelle, Hendry	1,929
Mount Dora, Lake	1,915
Palm City, Martin	1,910

COVID-19: characteristics of 1,926,494 Florida resident cases

Data through Mar 10, 2021 verified as of Mar 11, 2021 at 09:25 AM

Data in this report are provisional and subject to change.

The table below includes the cities and counties of residence for cases in Florida residents based on the patient's ZIP Code. Note that city is not always received as part of the initial notification and may be missing while the case is being investigated.

City and county	Cases
Odessa, Hillsborough	1,892
Avon Park, Highlands	1,889
Mulberry, Polk	1,881
Riviera Beach, Palm Beach	1,875
Tavares, Lake	1,839
Seffner, Hillsborough	1,796
Summerfield, Marion	1,759
Yulee, Nassau	1,753
Groveland, Lake	1,719
Pinecrest, Dade	1,686
Lithia, Hillsborough	1,650
Wauchula, Hardee	1,643
Maitland, Orange	1,627
Macclenny, Baker	1,616
Missing, Dade	1,605
Orange City, Volusia	1,595
Sebastian, Indian River	1,586
Mayo, Lafayette	1,571
Callahan, Nassau	1,569
Bonifay, Holmes	1,551
Coconut Grove, Dade	1,548
Carol City, Dade	1,535
Ponte Vedra, St. Johns	1,531
Palmetto Bay, Dade	1,527
Lady Lake, Lake	1,525
Homosassa, Citrus	1,517
Crystal River, Citrus	1,486
Crossings, Dade	1,478
Dania, Broward	1,443
Pace, Santa Rosa	1,384
Lake Placid, Highlands	1,380
Gibsonton, Hillsborough	1,365
Lake Butler, Union	1,357
Oldsmar, Pinellas	1,343
Sun City Center, Hillsborough	1,337
Florida City, Dade	1,335
Madison, Madison	1,322
Dover, Hillsborough	1,320
Atlantic Beach, Duval	1,319
Hobe Sound, Martin	1,315
Apollo Beach, Hillsborough	1,292
Biscayne Park, Dade	1,277
Dunnellon, Marion	1,276
Edgewater, Volusia	1,275
Monticello, Jefferson	1,270
Palm Springs, Palm Beach	1,267
Alachua, Alachua	1,250
Debary, Volusia	1,244
Indiantown, Martin	1,233
Bellevue, Marion	1,221
Graceville, Jackson	1,220
North Palm Beach, Palm Beach	1,183
Century, Escambia	1,169
Lantana, Palm Beach	1,166
South Miami, Dade	1,129
Newberry, Alachua	1,121
Lecanto, Citrus	1,099
Ellenton, Manatee	1,080
Havana, Gadsden	1,080

COVID-19: characteristics of 1,926,494 Florida resident cases

Data through Mar 10, 2021 verified as of Mar 11, 2021 at 09:25 AM

Data in this report are provisional and subject to change.

The table below includes the cities and counties of residence for cases in Florida residents based on the patient's ZIP Code. Note that city is not always received as part of the initial notification and may be missing while the case is being investigated.

City and county	Cases
El Portal, Dade	1,070
Safety Harbor, Pinellas	1,067
Williston, Levy	1,067
Jensen Beach, Martin	1,059
Hilliard, Nassau	1,054
Beverly Hills, Citrus	1,039
Blountstown, Calhoun	1,031
Freeport, Walton	1,031
Jasper, Hamilton	1,018
Satellite Beach, Brevard	1,010
Lauderhill, Broward	1,000
Trenton, Gilchrist	981
Wildwood, Sumter	965
Wewahitchka, Gulf	958
Wilton Manors, Broward	956
Nokomis, Sarasota	942
Sanderson, Baker	939
Keystone Heights, Clay	931
Englewood, Charlotte	924
Hernando, Citrus	919
Mary Esther, Okaloosa	912
Fellsmere, Indian River	909
Frostproof, Polk	906
Everglades National Park, Dade	902
Key Largo, Monroe	897
Polk City, Polk	880
Fisher Island, Dade	878
Dunnellon, Citrus	877
Port Saint Joe, Gulf	875
Bushnell, Sumter	871
Shalimar, Okaloosa	867
Lauderdale Lakes, Broward	857
Medley, Dade	851
Moore Haven, Glades	849
Coleman, Sumter	833
Bristol, Liberty	814
Cross City, Dixie	806
Pahokee, Palm Beach	804
South Bay, Palm Beach	792
Marco Island, Collier	779
Cocoa Beach, Brevard	766
Fort Meade, Polk	764
Chiefland, Levy	763
High Springs, Alachua	750
Glen Saint Mary, Baker	740
Sorrento, Lake	731
Chattahoochee, Gadsden	729
Indialantic, Brevard	727
Minneola, Lake	726
Englewood, Sarasota	725
Spring Hill, Pasco	722
Trinity, Pasco	722
Thonotosassa, Hillsborough	706
Olympia Heights, Dade	704
Uleta, Dade	701
Crescent City, Putnam	697
Fruitland Park, Lake	696
Miramar Beach, Walton	694
Interlachen, Putnam	687

COVID-19: characteristics of 1,926,494 Florida resident cases

Data through Mar 10, 2021 verified as of Mar 11, 2021 at 09:25 AM

Data in this report are provisional and subject to change.

The table below includes the cities and counties of residence for cases in Florida residents based on the patient's ZIP Code. Note that city is not always received as part of the initial notification and may be missing while the case is being investigated.

City and county	Cases
Coral, Dade	678
Marathon, Monroe	677
Southwest Ranches, Broward	676
Lawtey, Bradford	663
Fort Myers Beach, Lee	659
Umatilla, Lake	658
Bowling Green, Hardee	656
Old Town, Dixie	652
Jacksonville, St. Johns	643
Lake Alfred, Polk	636
Fort White, Columbia	629
West Melbourne, Brevard	624
Neptune Beach, Duval	621
Silver Springs, Marion	599
Baker, Okaloosa	584
Bronson, Levy	563
Belle Isle, Orange	563
South Daytona, Volusia	558
Weeki Wachee, Hernando	558
Clearwater Beach, Pinellas	552
Palm Beach, Palm Beach	551
Sneads, Jackson	549
Jay, Santa Rosa	542
Gulfport, Pinellas	534
Surfside, Dade	531
Bunnell, Flagler	529
Carrabelle, Franklin	522
Mascotte, Lake	501
Hawthorne, Alachua	493
Sweetwater, Dade	490
Molino, Escambia	483
Rotunda West, Charlotte	481
Cottdale, Jackson	479
Citra, Marion	473
Oakland, Orange	472
Oxford, Sumter	466
Midway, Gadsden	464
Zolfo Springs, Hardee	463
Florida State University, Leon	459
Myakka City, Manatee	455
Ocklawaha, Marion	454
Youngstown, Bay	454
Cape Canaveral, Brevard	451
East Palatka, Putnam	447
Melbourne Beach, Brevard	446
Mims, Brevard	445
Tavernier, Monroe	434
Indian Harbour Beach, Brevard	430
Altha, Calhoun	430
Dundee, Polk	426
Bell, Gilchrist	423
Branford, Suwannee	419
Alva, Lee	417
Celebration, Osceola	414
Flagler Beach, Flagler	413
Apalachicola, Franklin	409
Bal Harbour, Dade	404
Centerville, Leon	395
Haverhill, Palm Beach	385

COVID-19: characteristics of 1,926,494 Florida resident cases

Data through Mar 10, 2021 verified as of Mar 11, 2021 at 09:25 AM

Data in this report are provisional and subject to change.

The table below includes the cities and counties of residence for cases in Florida residents based on the patient's ZIP Code. Note that city is not always received as part of the initial notification and may be missing while the case is being investigated.

City and county	Cases
Archer, Alachua	378
De Leon Springs, Volusia	370
Eagle Lake, Polk	369
Webster, Sumter	366
Hastings, St. Johns	363
Raiford, Union	361
Osprey, Sarasota	358
Grand Ridge, Jackson	353
Floral City, Citrus	350
West Miami, Dade	349
Tequesta, Palm Beach	344
Lake Park, Palm Beach	335
Greenville, Madison	333
Holly Hill, Volusia	331
Grand Island, Lake	325
Ave Maria, Collier	323
Chuluota, Seminole	322
Vernon, Washington	321
Pierson, Volusia	319
Montverde, Lake	314
Jennings, Hamilton	313
Malone, Jackson	312
Satsuma, Putnam	305
Eastpoint, Franklin	301
Indian Rocks Beach, Pinellas	301
Gotha, Orange	299
Sebastian, Brevard	299
Laurel Hill, Okaloosa	298
Melrose, Putnam	293
Westville, Holmes	293
Kenneth City, Pinellas	292
Bryceville, Nassau	290
Fort McCoy, Marion	287
Alafaya, Orange	286
Elkton, St. Johns	286
Valparaiso, Okaloosa	286
Reddick, Marion	284
Missing, Volusia	283
Lehigh, Lee	283
Missing, Orange	279
Malabar, Brevard	278
Greenwood, Jackson	271
Ponce De Leon, Holmes	268
Lake Panasoffkee, Sumter	268
O Brien, Suwannee	267
Winter Park, Seminole	266
Anthony, Marion	266
San Antonio, Pasco	264
Belleair, Pinellas	254
Geneva, Seminole	253
Morriston, Levy	251
Greenacres, Palm Beach	250
Inlet Beach, Walton	242
South Pasadena, Pinellas	237
Eglin Air Force Base, Okaloosa	234
Sanibel, Lee	234
Lee, Madison	234
Fountain, Bay	233
Edgewood, Orange	232

COVID-19: characteristics of 1,926,494 Florida resident cases

Data through Mar 10, 2021 verified as of Mar 11, 2021 at 09:25 AM

Data in this report are provisional and subject to change.

The table below includes the cities and counties of residence for cases in Florida residents based on the patient's ZIP Code. Note that city is not always received as part of the initial notification and may be missing while the case is being investigated.

City and county	Cases
Fern Park, Seminole	229
Southport, Bay	229
Hallandale Beach, Broward	227
Kindred, Osceola	224
White Springs, Hamilton	222
Weirsdale, Marion	220
Hosford, Liberty	219
Gretna, Gadsden	219
University Of Central Fl, Orange	215
Longboat Key, Manatee	215
Wellborn, Suwannee	213
Mcdavid, Escambia	204
Holt, Okaloosa	204
Saint James City, Lee	199
Bay Harbor Islands, Dade	198
Astatula, Lake	198
Islamorada, Monroe	197
Lakewood Ranch, Manatee	194
Juno Beach, Palm Beach	192
Holmes Beach, Manatee	191
Micanopy, Alachua	190
Poinciana, Polk	189
Howey-In-The-Hills, Lake	188
Mcalpin, Suwannee	188
Altoona, Lake	184
Sopchoppy, Wakulla	183
Azalea Park, Orange	183
Zellwood, Orange	182
Madeira Beach, Pinellas	182
Alford, Jackson	182
Babson Park, Polk	181
The Villages, Marion	181
Atlantis, Palm Beach	176
The Villages, Lake	174
Lake Helen, Volusia	168
Lauderdale By The Sea, Broward	166
Mangonia Park, Palm Beach	164
Caryville, Washington	161
Viera, Brevard	160
Summerland Key, Monroe	160
Center Hill, Sumter	160
University Of Miami, Dade	159
Pomona Park, Putnam	157
Golden Beach, Dade	156
Odessa, Pasco	155
Cutler Bay, Dade	152
Bokeelia, Lee	150
Osteen, Volusia	150
Rocky Point, Hillsborough	149
Lockhart, Orange	146
University Of Fl, Alachua	145
Bay Lake, Orange	145
Oak Hill, Volusia	145
Hypoluxo, Palm Beach	143
Grant-Valkaria, Brevard	142
Hiawassee, Orange	139
Ponce Inlet, Volusia	139
Clair-Mel City, Hillsborough	138
Lutz, Pasco	138

COVID-19: characteristics of 1,926,494 Florida resident cases

Data through Mar 10, 2021 verified as of Mar 11, 2021 at 09:25 AM

Data in this report are provisional and subject to change.

The table below includes the cities and counties of residence for cases in Florida residents based on the patient's ZIP Code. Note that city is not always received as part of the initial notification and may be missing while the case is being investigated.

City and county	Cases
Citrus Springs, Citrus	136
Sumterville, Sumter	136
Hollister, Putnam	134
Lady Lake, Sumter	130
Carrollwood, Hillsborough	130
Baldwin, Duval	128
Hampton, Bradford	125
Paisley, Lake	124
Inglis, Levy	124
San Mateo, Putnam	123
Apopka, Seminole	123
Steinhatchee, Taylor	122
Big Pine Key, Monroe	121
Matlacha, Lee	119
Clarksville, Calhoun	119
Christmas, Orange	119
Lake Hamilton, Polk	118
Cloud Lake, Palm Beach	117
Kendall, Dade	117
Missing, Lee	114
Placida, Charlotte	112
University Of Central Florida, Orange	111
Belleair Beach, Pinellas	109
Buena Ventura Lakes, Osceola	107
Callaway, Bay	107
Panacea, Wakulla	106
Tierra Verde, Pinellas	105
West Park, Broward	104
Temple Terrace, Hillsborough	101
Brooker, Bradford	101
Dinsmore, Duval	101
Hurlburt Field, Okaloosa	100
Lamont, Jefferson	100
Seville, Volusia	100
Saint Leo, Pasco	100
Astor, Lake	100
Harmony, Osceola	98
South Fort Myers, Lee	98
Canal Point, Palm Beach	97
Barry University, Dade	97
Lighthouse Point, Broward	96
Florahome, Putnam	94
Bascom, Jackson	94
Cedar Key, Levy	94
Barefoot Bay, Brevard	93
Florida Gulf Coast Univ, Lee	92
Missing, St. Johns	92
Waldo, Alachua	92
Tyndall Air Force Base, Bay	91
Fruit Cove, St. Johns	90
Bradenton Beach, Manatee	90
Dania Beach, Broward	90
University Of South Florida, Hillsborough	88
City Of Sunrise, Broward	87
Maitland, Seminole	87
Pinetta, Madison	87
Crystal Beach, Pinellas	84
Kathleen, Polk	83
Lorida, Highlands	82

COVID-19: characteristics of 1,926,494 Florida resident cases

Data through Mar 10, 2021 verified as of Mar 11, 2021 at 09:25 AM

Data in this report are provisional and subject to change.

The table below includes the cities and counties of residence for cases in Florida residents based on the patient's ZIP Code. Note that city is not always received as part of the initial notification and may be missing while the case is being investigated.

City and county	Cases
Missing, Marion	82
Missing, Pinellas	81
F M, Lee	80
Sunny Isles Beach, Dade	78
Ocean Ridge, Palm Beach	77
Fort Denaud, Hendry	76
Missing, St. Lucie	76
Welaka, Putnam	75
Eatonville, Orange	74
Palma Ceia, Hillsborough	74
Yalaha, Lake	73
Avon Park, Polk	73
Patrick Air Force Base, Brevard	72
Princeton, Dade	70
Campbellton, Jackson	70
Air Mail Facility, Dade	69
Saint Pete Beach, Pinellas	69
Ochopee, Collier	68
North Venice, Sarasota	67
Boca Grande, Lee	66
Greensboro, Gadsden	65
Stock Island, Monroe	64
Anna Maria, Manatee	63
Reunion, Osceola	60
Cudjoe Key, Monroe	59
Bonita Beach, Lee	59
Mexico Beach, Bay	58
Destin, Walton	58
Missing, Lake	58
Georgetown, Putnam	58
Bellview, Escambia	57
Missing, Duval	57
North Redington Beach, Pinellas	57
Orlando, Seminole	57
Felda, Hendry	55
Missing, Santa Rosa	54
Miami, Unknown	54
Micco, Brevard	54
Lake Suzy, Desoto	54
Missing, Pasco	53
Ona, Hardee	53
Treasure Island, Pinellas	52
Walnut Hill, Escambia	52
Miami Springs, Dade	52
Singer Island, Palm Beach	51
Orlando, Dade	51
Northdale, Hillsborough	51
Heathrow, Seminole	51
Okahumpka, Lake	50
Missing, Palm Beach	50
Palm Beach Shores, Palm Beach	49
Duette, Manatee	49
Salt Springs, Marion	49
Aloma, Orange	49
Miromar Lakes, Lee	48
Town N Country, Hillsborough	48
Cinco Bayou, Okaloosa	47
University Of Tampa, Hillsborough	47
Enterprise, Volusia	47

COVID-19: characteristics of 1,926,494 Florida resident cases

Data through Mar 10, 2021 verified as of Mar 11, 2021 at 09:25 AM

Data in this report are provisional and subject to change.

The table below includes the cities and counties of residence for cases in Florida residents based on the patient's ZIP Code. Note that city is not always received as part of the initial notification and may be missing while the case is being investigated.

City and county	Cases
Intercession City, Osceola	46
Highland City, Polk	45
Terra Ceia, Manatee	44
Sewalls Point, Martin	44
Florence Villa, Polk	44
Waverly, Polk	44
Eaton Park, Polk	43
Orlando, Osceola	43
Gulf Breeze, Escambia	43
Kenansville, Osceola	42
Manalapan, Palm Beach	42
Green Acres, Palm Beach	41
Village Of Wellington, Palm Beach	41
Key Colony Beach, Monroe	41
Lacoochee, Pasco	40
Saint Johns, Duval	40
Ebro, Washington	40
Florida International Univ, Dade	40
Orlando, Broward	39
Bayonet Point, Pasco	39
Missing, Sumter	39
Naranja, Dade	39
Village Wellington, Palm Beach	38
Cortez, Manatee	38
Florida A And M University, Leon	37
Ponte Vedra, Duval	37
Orlando, Volusia	37
Hialeah Gardens, Dade	36
Missing, Broward	35
Orlando, Polk	35
Pasadena, Pinellas	34
Highland Beach, Palm Beach	34
Flemington, Marion	34
Tice, Lee	34
Homeland, Polk	33
Missing, Hillsborough	33
Palm Shores, Brevard	33
Missing, Seminole	33
Dowling Park, Suwannee	32
Lulu, Columbia	32
Bonaventure, Broward	32
Bagdad, Santa Rosa	32
Bay Pines, Pinellas	32
Miami Shores, Dade	32
Davenport, Osceola	31
Eloise, Polk	31
Lakeshore, Polk	31
Miami, Broward	31
Venus, Highlands	31
Mcintosh, Marion	30
Univ Of FI Student Dorms, Alachua	30
Nocatee, Desoto	30
Stetson University, Volusia	30
Penney Farms, Clay	30
Kinard, Calhoun	30
North Bay Village, Dade	30
Siesta Key, Sarasota	30
Hallandle Beach, Broward	30
Jupiter, Martin	29

COVID-19: characteristics of 1,926,494 Florida resident cases

Data through Mar 10, 2021 verified as of Mar 11, 2021 at 09:25 AM

Data in this report are provisional and subject to change.

The table below includes the cities and counties of residence for cases in Florida residents based on the patient's ZIP Code. Note that city is not always received as part of the initial notification and may be missing while the case is being investigated.

City and county	Cases
Wekiva Springs, Seminole	29
Bayshore Gardens, Manatee	29
Bonita Springs, Collier	29
Lealman, Pinellas	29
Orlando, Hillsborough	29
South Palm Beach, Palm Beach	28
Horseshoe Beach, Dixie	28
Pensacola Beach, Santa Rosa	28
Florida State, Leon	27
Caryville, Holmes	27
City Of Westlake, Palm Beach	27
Alturas, Polk	27
Poinciana, Osceola	27
Homosassa Springs, Citrus	27
Saint Marks, Wakulla	27
Chokoloskee, Collier	26
Palmdale, Glades	26
Long Key, Monroe	26
Little Torch Key, Monroe	26
Pine Hills, Orange	26
Tangerine, Orange	25
South Miami Heights, Dade	25
Earleton, Alachua	25
Indian Lake Estates, Polk	25
Missing, Monroe	25
Fort Lauderdale, Dade	24
Santa Fe, Alachua	24
Westchase, Hillsborough	24
Missing, Escambia	24
Labelle, Glades	24
Pembroke Park, Broward	24
Hawthorne, Putnam	24
Archer, Levy	24
Bradley, Polk	23
Westlake, Palm Beach	23
Goulds, Dade	23
New Smyrna, Volusia	23
Missing, Manatee	22
Balm, Hillsborough	22
Sugarloaf Key, Monroe	22
Tioga, Alachua	22
Orange Lake, Marion	22
Wausau, Washington	22
Yankeetown, Levy	22
Paxton, Walton	22
Florida Dept Of Corrections, Union	22
Sparr, Marion	22
Sydney, Hillsborough	22
Citrus Ridge, Indian River	22
Kissimmee, Orange	22
La Crosse, Alachua	22
Ridge Manor, Pasco	22
Everglades City, Collier	21
Bonifay, Washington	21
Bostwick, Putnam	21
Loughman, Polk	21
Missing, Brevard	21
Plymouth, Orange	21
Wabasso, Indian River	21

COVID-19: characteristics of 1,926,494 Florida resident cases

Data through Mar 10, 2021 verified as of Mar 11, 2021 at 09:25 AM

Data in this report are provisional and subject to change.

The table below includes the cities and counties of residence for cases in Florida residents based on the patient's ZIP Code. Note that city is not always received as part of the initial notification and may be missing while the case is being investigated.

City and county	Cases
Florida International University, Dade	21
Perdido Key, Escambia	21
Indian River Shores, Indian River	20
Sun City, Hillsborough	20
Pine Castle, Orange	20
Branford, Lafayette	20
Missing, Citrus	20
Missing, Okaloosa	20
Laud-By-The-Sea, Broward	20
Lowell, Marion	19
Mango, Hillsborough	19
Parker, Bay	19
Missing, Indian River	19
Wildlight, Nassau	19
Fort Ogden, Desoto	19
Crystal Springs, Pasco	19
Redington Shores, Pinellas	19
Babcock Ranch, Lee	19
Mexico Beach, Gulf	19
Goodland, Collier	18
High Springs, Gilchrist	18
Maxville, Duval	18
Champions Gate, Polk	18
Orlando, Palm Beach	18
Hollywood, Dade	18
Candler, Marion	18
Jensen Beach, St. Lucie	18
Trenton, Levy	17
Graceville, Holmes	17
Nalcrest, Polk	17
Nichols, Polk	17
Gulf Stream, Palm Beach	17
Union Park, Orange	16
Suwannee, Dixie	16
Gulf Hammock, Levy	16
Hernando Beach, Hernando	16
Shady Hills, Pasco	16
Jacksonville, Unknown	16
West Panama City Beach, Bay	16
Ramrod Key, Monroe	16
Missing, Collier	16
Orlando, Pinellas	16
Otter Creek, Levy	16
Forest City, Orange	16
Wewahitchka, Calhoun	16
Lake City, Suwannee	15
Woodville, Leon	15
Brooksville, Pasco	15
Golden Oak, Orange	15
Lake Buena Vista, Orange	15
Tallevast, Manatee	15
Lakewood Ranch, Sarasota	15
Hutchinson Island, St. Lucie	15
White Springs, Columbia	15
Webster, Hernando	15
Village Of Palmetto Bay, Dade	14
Mount Dora, Orange	14
Missing, Bay	14
Laurel Hill, Walton	14

COVID-19: characteristics of 1,926,494 Florida resident cases

Data through Mar 10, 2021 verified as of Mar 11, 2021 at 09:25 AM

Data in this report are provisional and subject to change.

The table below includes the cities and counties of residence for cases in Florida residents based on the patient's ZIP Code. Note that city is not always received as part of the initial notification and may be missing while the case is being investigated.

City and county	Cases
Copeland, Collier	14
Buckingham, Lee	14
Saint Lucie West, St. Lucie	14
Murdock, Charlotte	14
Winter Garden, Lake	14
Trilby, Pasco	13
Daytona Beach Shores, Volusia	13
Hialeah, Unknown	13
Orlando, Brevard	13
Saint George Island, Franklin	13
Orlando, Lake	13
Belleair Bluffs, Pinellas	13
Lake Monroe, Seminole	13
Johns Pass Village, Pinellas	13
Watersound, Walton	13
Kingsley Lake, Bradford	13
Gonzalez, Escambia	13
Steinhatchee, Dixie	13
Wahneta, Polk	13
Roseland, Indian River	13
Graham, Bradford	13
Missing, Martin	13
Braden River, Manatee	13
Holder, Citrus	12
Mount Plymouth, Lake	12
Missing, Putnam	12
Durant, Hillsborough	12
Florida State Univ Admin, Leon	12
Pensacola Beach, Escambia	12
Rosemary Beach, Walton	12
Choctaw Beach, Okaloosa	12
Eau Gallie, Brevard	12
Orlando, Unknown	12
Unknown, Dade	12
Long Boat Key, Manatee	12
Fort Charlotte, Charlotte	12
Deer Island, Lake	11
East Lake, Marion	11
Alys Beach, Bay	11
Deerfield Beach, Palm Beach	11
Ozona, Pinellas	11
Boca Raton, Broward	11
Indian Creek Village, Dade	11
Naples, Lee	11
Babcock Ranch, Charlotte	11
Citrus Hills, Citrus	11
Orlando, Leon	11
Missing, Unknown	11
Greenville, Taylor	11
Hillsboro Beach, Broward	10
Passport, Unknown	10
Seacrest, Walton	10
Perrine, Dade	10
Orlando, Duval	10
Dade City, Hernando	10
Leisure City, Dade	10
Missing, Nassau	10
Los Angeles, Dade	10
Captiva, Lee	10

COVID-19: characteristics of 1,926,494 Florida resident cases

Data through Mar 10, 2021 verified as of Mar 11, 2021 at 09:25 AM

Data in this report are provisional and subject to change.

The table below includes the cities and counties of residence for cases in Florida residents based on the patient's ZIP Code. Note that city is not always received as part of the initial notification and may be missing while the case is being investigated.

City and county	Cases
Lake Como, Putnam	10
Miami Gardens, Broward	10
Missing, Polk	10
University Park, Manatee	10
Grandin, Putnam	10
Gibsonia, Polk	10
Redington Beach, Pinellas	10
Missing, Taylor	10
Telogia, Liberty	10
Sea Ranch Lakes, Broward	9
Palma Sola, Manatee	9
Innovation, Pasco	9
Cottdale, Washington	9
Beverly Beach, Flagler	9
Lloyd, Jefferson	9
Lamont, Madison	9
Cypress, Jackson	9
Forest City, Seminole	9
Haines Creek, Lake	9
Rubonia, Manatee	9
Umatilla, Marion	9
Grant Valkaria, Brevard	9
Briny Breezes, Palm Beach	9
Nobleton, Hernando	9
Saint Augustine, Duval	9
West Delray Beach, Palm Beach	9
Elfers, Pasco	9
Fanning Springs, Gilchrist	9
Day, Lafayette	9
Evinston, Alachua	8
Salem, Taylor	8
Virginia Gardens, Dade	8
Orange Springs, Marion	8
White City, Gulf	8
Worthington Springs, Union	8
Pine Ridge, Citrus	8
Seybold, Dade	8
Palm City, St. Lucie	8
Saint Augustine Beach, St. Johns	8
Putnam Hall, Putnam	8
Cross Creek, Alachua	8
Fairfield, Marion	8
Fort Walton Beach, Unknown	8
Ferndale, Lake	8
Barberville, Volusia	8
Jerome, Collier	8
Ponce De Leon, Walton	8
Missing, Clay	8
Goldenrod, Seminole	8
Fort Lauderdale, Unknown	7
Indian Shores, Pinellas	7
River Ranch, Polk	7
Niceville, Walton	7
Orlando, Alachua	7
Switzerland, St. Johns	7
Maitland, Volusia	7
Aripeka, Pasco	7
Holt, Santa Rosa	7
Fernandina, Nassau	7

COVID-19: characteristics of 1,926,494 Florida resident cases

Data through Mar 10, 2021 verified as of Mar 11, 2021 at 09:25 AM

Data in this report are provisional and subject to change.

The table below includes the cities and counties of residence for cases in Florida residents based on the patient's ZIP Code. Note that city is not always received as part of the initial notification and may be missing while the case is being investigated.

City and county	Cases
Orange Park, Duval	7
Port Saint John, Brevard	7
Basinger, Okeechobee	7
Missing, Flagler	7
University Of Central Fl, Hillsborough	7
Orlando, Pasco	7
Longboat Key, Sarasota	7
Keystone Heights, Bradford	7
Miccosukee, Leon	6
Glenwood, Volusia	6
Pensacola, Unknown	6
Orchid, Indian River	6
Ybor City, Hillsborough	6
Morriston, Marion	6
Duck Key, Monroe	6
Newberry, Gilchrist	6
Mayport Naval Station, Duval	6
Lake Butler, Bradford	6
East Rockland Key, Monroe	6
Bradenton, Sarasota	6
Maitland, Osceola	6
Inglis, Citrus	6
Deland, Lake	6
Orlando, Flagler	6
Orlando, Marion	6
Sunny Hills, Washington	6
Okeechobee, Glades	6
Quail Heights, Dade	6
Punta Gorda, Lee	6
Valkaria, Brevard	6
Labelle, Lee	6
Missing, Walton	6
Maitland, Hillsborough	6
Winter Park, Polk	6
Winderemere, Orange	6
Grove City, Charlotte	6
Coco River, Collier	6
Eglin, Okaloosa	6
Ebro, Bay	5
Bruce, Holmes	5
Hialeah, Broward	5
Westchester, Dade	5
Ocean Breeze, Martin	5
Port Salerno, Martin	5
Missing, Columbia	5
Missing, Highlands	5
Missing, Sarasota	5
Scottsmoor, Brevard	5
Stuart, St. Lucie	5
Pass, Unknown	5
Miami, Palm Beach	5
Shady Grove, Taylor	5
Missing, Leon	5
Milton, Escambia	5
Inlet Beach, Bay	5
Mayport, Duval	5
Hollywood, Unknown	5
Ocoee, Lake	5
Okeechobee, Martin	5

COVID-19: characteristics of 1,926,494 Florida resident cases

Data through Mar 10, 2021 verified as of Mar 11, 2021 at 09:25 AM

Data in this report are provisional and subject to change.

The table below includes the cities and counties of residence for cases in Florida residents based on the patient's ZIP Code. Note that city is not always received as part of the initial notification and may be missing while the case is being investigated.

City and county	Cases
N/A, Unknown	5
Pompano Beach, Palm Beach	5
Orlando, Manatee	5
Wakulla Springs, Wakulla	5
Fort Lauderdale, Lee	5
Alys Beach, Walton	5
Anastasia Island, St. Johns	5
Missing, Alachua	5
Miami Beach, Unknown	5
Point Washington, Walton	5
University Of Central Fl, Martin	5
Williston, Marion	5
PSI, Unknown	5
San Carlos Park, Lee	5
Pompano Beach, Unknown	5
Bayou George, Bay	5
Boynton Beach, Broward	5
Miramar, Dade	5
Missing, Osceola	5
Miami Gardens, Unknown	5
Kissimmee, Unknown	5
Jacksonville Naval Air Station, Duval	5
Fort Lauderdale, Palm Beach	5
Clarcona, Orange	5
Lamont, Taylor	4
Lazy Lake, Broward	4
Sugarloaf, Monroe	4
Branford, Gilchrist	4
Cape Haze, Charlotte	4
Clewiston, Palm Beach	4
Conch Key, Monroe	4
Okeechobee, Osceola	4
Pompano Beach, Dade	4
Sandestin, Walton	4
Seacrest, Bay	4
Naples, Unknown	4
High Springs, Columbia	4
Hinsdale, Manatee	4
Bella Collina, Lake	4
El Jobean, Charlotte	4
Weirsdale, Lake	4
Oneco, Manatee	4
Indian Rock Beach, Pinellas	4
International Service Center, Dade	4
Island Grove, Alachua	4
Bowling Green, Polk	4
Cypress Gardens, Polk	4
Marina Del Rey, Dade	4
Greenville, Jefferson	4
Missing, Hernando	4
Oklawaha, Marion	4
Port Charlotte, Unknown	4
West Bradenton, Manatee	4
Live Oak, Madison	4
Loxahatchee Groves, Palm Beach	4
Pensacola, Santa Rosa	4
Glen Ridge, Palm Beach	4
Coconut Creek, Palm Beach	4
Margate, Unknown	4

COVID-19: characteristics of 1,926,494 Florida resident cases

Data through Mar 10, 2021 verified as of Mar 11, 2021 at 09:25 AM

Data in this report are provisional and subject to change.

The table below includes the cities and counties of residence for cases in Florida residents based on the patient's ZIP Code. Note that city is not always received as part of the initial notification and may be missing while the case is being investigated.

City and county	Cases
Melrose, Bradford	4
Mid Florida, Seminole	4
Highland Park, Polk	4
Los Angeles, Broward	4
Jacksonville, Dade	3
Inverness, Polk	3
Lake Worth, Broward	3
Ridge Manor Estates, Sumter	3
Pass, Dade	3
Vero Beach, Brevard	3
Brewton, Escambia	3
Apopka, Broward	3
Lake Harbor, Palm Beach	3
Lanark Village, Franklin	3
Maitland, Polk	3
Orem, Palm Beach	3
Pp, Dade	3
Pp, Unknown	3
Woodside, Broward	3
Loxahatchee, Broward	3
Lynbrook, Broward	3
Miami, Orange	3
Lake Geneva, Clay	3
Lake City, Duval	3
Lakeland, Hillsborough	3
Immokalee, Lee	3
Hallandale Beach, Unknown	3
Fort Myers, Unknown	3
Bradington, Manatee	3
Blountstown, Liberty	3
Village Of Golf, Palm Beach	3
Wildwood, Marion	3
Saint Augusaintine Beach, St. Johns	3
Palm Coast, Volusia	3
Port Saint Lucie, Martin	3
Saint Petersburg, Hillsborough	3
Tampa Palms, Hillsborough	3
Tampa, Pinellas	3
Pineland, Lee	3
Winter Garden, Seminole	3
Tarpon Springs, Pasco	3
Jacksonville, Clay	3
Ludlam, Dade	3
Laurel, Sarasota	3
Clermont, Orange	3
Crestview, Walton	3
Cross Key, Monroe	3
Cape San Blas, Gulf	3
Apopka, Lake	3
Mayport Naval Housing, Duval	3
Green Cove Springs, Duval	3
Fernandina Beach, Duval	3
Fpo, Duval	3
Monticello, Madison	3
Vernon, Bay	3
Samoset, Manatee	3
San Fernando, Unknown	3
Delray Beach, Broward	3
Alford, Washington	3

COVID-19: characteristics of 1,926,494 Florida resident cases

Data through Mar 10, 2021 verified as of Mar 11, 2021 at 09:25 AM

Data in this report are provisional and subject to change.

The table below includes the cities and counties of residence for cases in Florida residents based on the patient's ZIP Code. Note that city is not always received as part of the initial notification and may be missing while the case is being investigated.

City and county	Cases
Altamonte Springs, Orange	3
Jonesville, Alachua	3
Julington Creek, St. Johns	3
Jupiter Island, Martin	3
Mims, Volusia	3
Miramar, Unknown	3
Longwood, Unknown	3
Marco Island, Lee	3
Pembroke Pines, Unknown	3
Ocean Reef Club, Monroe	3
Vero Beach, St. Lucie	3
Sorrento, Orange	3
Stuart, Palm Beach	3
Chicago, Lee	3
Coraopolis, Citrus	3
Champions Gate, Osceola	3
Bristol, Calhoun	3
Jacksonville, Alachua	3
North Fort Myers, Charlotte	3
Milligan, Okaloosa	3
Westville, Walton	3
Wacissa, Jefferson	3
Land O Lakes, Hillsborough	3
Lady Lake, Marion	3
Fisher Island, Unknown	3
Jacksonville , Duval	3
Bay Harbor Islands, Unknown	3
Ft Pierce, St. Lucie	3
Fort Lauderdale, Alachua	2
Deerfield Beach, Unknown	2
Doral, Unknown	2
Brooklyn, Broward	2
Cross City, Taylor	2
Carl Fisher, Dade	2
Jupiter, Dade	2
Homeless, Hillsborough	2
Lakeland, Unknown	2
Micanopy, Marion	2
Sutton, Pasco	2
Tampa, Unknown	2
Windermere, Lake	2
Red Bay, Holmes	2
Saint Marys, Nassau	2
Pembroke Lakes, Broward	2
Port Saint Lucie, Palm Beach	2
Melrose, Clay	2
Mesa, Unknown	2
Marina Del Rey, Broward	2
Longview, Dade	2
Jacksonville, Nassau	2
Jacksonville Naval Hospital, Duval	2
Hosford, Calhoun	2
Aventura, Broward	2
000000, Unknown	2
Dfafs, Okaloosa	2
Summerfield, Unknown	2
Tampa, Hernando	2
Sharpes, Brevard	2
Sebring, Desoto	2

COVID-19: characteristics of 1,926,494 Florida resident cases

Data through Mar 10, 2021 verified as of Mar 11, 2021 at 09:25 AM

Data in this report are provisional and subject to change.

The table below includes the cities and counties of residence for cases in Florida residents based on the patient's ZIP Code. Note that city is not always received as part of the initial notification and may be missing while the case is being investigated.

City and county	Cases
Saint Lucie Village, St. Lucie	2
Ormond Beach, Flagler	2
Noma, Holmes	2
Orlando, Lee	2
Panama City, Unknown	2
Pembroke Pines, Dade	2
Vero Beach, Unknown	2
Wauchula, Desoto	2
Yeehaw, Okeechobee	2
Venice, Dade	2
University Of Central Fl, Seminole	2
West Palm Beach, Unknown	2
Windermere, Hillsborough	2
Winter Park, Volusia	2
Winter Springs, Orange	2
Okeechobee, Highlands	2
New Port Richey, Hillsborough	2
Orlando, Escambia	2
Pompano Beach, Osceola	2
Port Charlotte, Lee	2
Union, Manatee	2
Sand Lake, Orange	2
Port St. Lucie, St. Lucie	2
Long Beach, Orange	2
Marathon Shores, Monroe	2
Miami, Martin	2
Labelle, Collier	2
Jena, Taylor	2
Lauderhill, Unknown	2
At Large, Broward	2
Boys Ranch, Suwannee	2
Bonnie, Dade	2
Eatonville, Polk	2
Fort Pierce, Brevard	2
Graceville, Unknown	2
Sarasota, Unknown	2
Seguin, Unknown	2
Sunrise, Unknown	2
Tampa, Broward	2
Tarpon Springs, Hillsborough	2
Oakland Park, Unknown	2
Orlando, Collier	2
Orlando, St. Lucie	2
Plantation Key, Monroe	2
Port Canaveral, Brevard	2
Marysville, Dade	2
Callahan, Duval	2
Dade City, Unknown	2
Cibolo, Orange	2
Claysville, Hernando	2
Crescent Beach, Sarasota	2
Fl State Univ Student, Leon	2
Defuniak Springs, Okaloosa	2
Defuniak Springs, Unknown	2
Clermont, Polk	2
Bronx, Seminole	2
Doctors Inlet, Clay	2
Bonifay, Jackson	2
Bonnie, Sarasota	2

COVID-19: characteristics of 1,926,494 Florida resident cases

Data through Mar 10, 2021 verified as of Mar 11, 2021 at 09:25 AM

Data in this report are provisional and subject to change.

The table below includes the cities and counties of residence for cases in Florida residents based on the patient's ZIP Code. Note that city is not always received as part of the initial notification and may be missing while the case is being investigated.

City and county	Cases
Lecanto, Marion	2
Lake Helen, Orange	2
Maitland, Leon	2
Melrose, Alachua	2
Fort Myers, Collier	2
Fort Pierce, Martin	2
West Palm Beach, Dade	2
Weston, Dade	2
Winter Park, Leon	2
Redland, Dade	2
Olustee, Baker	2
Orlando, Santa Rosa	2
Orlando, Charlotte	2
Palm Springs North, Dade	2
Miami Shores, Broward	2
Phoenix, Lake	2
Mount Pleasant, Gadsden	2
None, Dade	2
Navarre, Okaloosa	2
Seven Springs, Pasco	2
Upper Key Largo, Monroe	2
University Of Central Florida, Brevard	2
West Palm Beach, Broward	2
West Villages, Sarasota	2
Zellwood, Lake	2
Blountstown, Jackson	2
Alligator Point, Franklin	2
Coconut Creek, Unknown	2
Crawfordville, Leon	2
Eatonville, Lake	2
Hallandale Beach, Dade	2
Lawtey, Union	2
Missing, Jackson	2
Lutz, Pinellas	2
Los Angeles, Okaloosa	2
Wimauma, Manatee	2
University Of Central Florida, Palm Beach	2
University Of Central Florida, Pinellas	2
Wekiwa Springs, Seminole	2
Provo, Broward	2
Sumatra, Liberty	2
Portland, Unknown	2
Maitland, Lake	2
Hialeah Lakes, Dade	2
Hialeah, Orange	2
Moore Haven, Hendry	2
Naples, Broward	2
Cassadaga, Volusia	2
Fort Walton Beach, Walton	2
Duke Field Air Force Station, Okaloosa	2
Dunnellon, Levy	2
University Of Central Florida, Broward	2
Orlando, Okaloosa	2
Saint Teresa, Wakulla	2
Maitland, Pasco	2
Miamt, Dade	2
Ocala, Unknown	2
Madison, Unknown	2
Florida Power & Light Co, Dade	2

COVID-19: characteristics of 1,926,494 Florida resident cases

Data through Mar 10, 2021 verified as of Mar 11, 2021 at 09:25 AM

Data in this report are provisional and subject to change.

The table below includes the cities and counties of residence for cases in Florida residents based on the patient's ZIP Code. Note that city is not always received as part of the initial notification and may be missing while the case is being investigated.

City and county	Cases
Amelia City, Nassau	2
Apopka, Unknown	2
Alligator Point, Wakulla	2
Chipley, Jackson	2
Chipley, Holmes	1
Daniel Island, Bay	1
Colorado Springs, Unknown	1
Conifer, Lee	1
Eatonville, Seminole	1
El Paso, Unknown	1
Everett, Dade	1
Dunellen, Dade	1
Destin, Unknown	1
Diamond, Highlands	1
Doral, Broward	1
Altamonte, Orange	1
Alva, Collier	1
333, Unknown	1
Allentown, Putnam	1
Apple Creek, Citrus	1
Amelia Village, Nassau	1
Barefoot Beach, Lee	1
Battle Creek, Manatee	1
Avon, Manatee	1
Aventura, Osceola	1
Bryn Mawr, Palm Beach	1
Burkeville, Brevard	1
Camden Wyoming, Duval	1
Chattanooga, Dade	1
Bear Grass, Palm Beach	1
Azalea Park, Osceola	1
Boca Raton,, Palm Beach	1
Boston, Dade	1
Brewster, Volusia	1
Fort Denaud, Glades	1
Fort Meyers, Lee	1
Fairless Hills, Broward	1
FI State Lot, Leon	1
Fortlauderdale, Unknown	1
Fortwalton Beach, Okaloosa	1
Ft Pierce, Unknown	1
Garland, Orange	1
Hilliard, Unknown	1
Homeless, Dade	1
Homer, Escambia	1
Hickory, Lee	1
Hallandate Ben, Unknown	1
Havana, Leon	1
Longwood, Orange	1
Lapeer, Manatee	1
Lauderdale Hill, Unknown	1
Lehigh Cares, Lee	1
Live Oak, Columbia	1
Loganville, Orange	1
Lake Mary, Lake	1
Knoxville, Escambia	1
Jeffersonville, Broward	1
North Miami, Broward	1
Ocean City, Broward	1

COVID-19: characteristics of 1,926,494 Florida resident cases

Data through Mar 10, 2021 verified as of Mar 11, 2021 at 09:25 AM

Data in this report are provisional and subject to change.

The table below includes the cities and counties of residence for cases in Florida residents based on the patient's ZIP Code. Note that city is not always received as part of the initial notification and may be missing while the case is being investigated.

City and county	Cases
Old Town, Gilchrist	1
Opa Locka, Polk	1
Orem, Sarasota	1
Orem, Unknown	1
Miami Garden, Unknown	1
Middleburg, Duval	1
Midland, Osceola	1
Miami, Charlotte	1
Miamii, Dade	1
Missing, Wakulla	1
Monterey, Broward	1
Mumford, Manatee	1
N/A, Duval	1
Naples, Alachua	1
San Antonio, Dade	1
San Diego, Unknown	1
Ridgewood, Broward	1
Riverview, Manatee	1
Roseland, Palm Beach	1
Porter Ranch, Dade	1
Raiford, Bradford	1
Republic, Monroe	1
Richmond, Palm Beach	1
Oviedo, Leon	1
Palm City, Unknown	1
Ponte Vedra Beach, Orange	1
Port Orange , Volusia	1
Port Saint Lucie, Indian River	1
Plant City, Unknown	1
Pompano Beach, Alachua	1
University Of Central Florida, Hillsborough	1
University Of Central Fl, Pasco	1
Union City, Bradford	1
Village Of Palm Springs, Palm Beach	1
Virginia Beach, Alachua	1
Webster, Pasco	1
Wilbur By The Sea, Volusia	1
Willowbrook, Lee	1
Tampa, Escambia	1
Tampa, Manatee	1
Tangerine, Lake	1
Sebastian, Lake	1
Steinhatchee, Alachua	1
Sanford, Palm Beach	1
Russellville, Hillsborough	1
Saint Augustine, Okaloosa	1
Westerville, Hillsborough	1
Wilton Manors, Dade	1
Winston Salem, Unknown	1
Winter Garden, Hillsborough	1
Woodland Hills, Brevard	1
Youngstown, Calhoun	1
Yulee, Duval	1
Downers Grove, St. Lucie	1
Export, Palm Beach	1
Fdsf, Unknown	1
Felda, Palm Beach	1
Flagler Beach, Volusia	1
Flora, Lee	1

COVID-19: characteristics of 1,926,494 Florida resident cases

Data through Mar 10, 2021 verified as of Mar 11, 2021 at 09:25 AM

Data in this report are provisional and subject to change.

The table below includes the cities and counties of residence for cases in Florida residents based on the patient's ZIP Code. Note that city is not always received as part of the initial notification and may be missing while the case is being investigated.

City and county	Cases
Fresno, Pasco	1
Fort Myers, Lake	1
Green, Clay	1
Greensburg, Orange	1
Greenville, Monroe	1
Gulf Shores, Escambia	1
Fruitland Park, Sumter	1
Fwb, Unknown	1
Gainesville, Marion	1
Gastonia, Polk	1
Clearwater, Highlands	1
Clermont, Unknown	1
Columbia, Orange	1
Coral Gables, Unknown	1
Coral Springs, Unknown	1
Cornelius, Leon	1
Crestview, Dade	1
Dade City, Polk	1
Dania, Unknown	1
Darien, Pasco	1
Arcadia, Charlotte	1
Aspen, Palm Beach	1
Atlanta, Broward	1
Aurburndale, Polk	1
Aventura, Unknown	1
Azalea Park, Sarasota	1
Bartow, Unknown	1
Biscayne Park, Broward	1
Boca Rotan, Unknown	1
Alpharetta, Alachua	1
Apalachicola, Leon	1
Brooksville, Columbia	1
Bryn Mawr, Collier	1
Canfield, Duval	1
Naugatuck, Lee	1
New Vernon, Sarasota	1
New York, Broward	1
Myakka, Duval	1
Newport Beach, Palm Beach	1
North Little Rock, Palm Beach	1
Ocoee, Polk	1
Northville, Broward	1
Ocala, Indian River	1
Ocoee, Broward	1
Missing, Baker	1
Middleburg, Unknown	1
Milford, Palm Beach	1
Milford, Polk	1
Minneapolis, Broward	1
Melbourne, Orange	1
Metter, Volusia	1
Miami Beach, Palm Beach	1
Miami Granders, Dade	1
Hilliard, Dade	1
Hollywood, Leon	1
Holt, Unknown	1
Homestead, Monroe	1
Humble, Broward	1
Havanna, Gadsden	1

COVID-19: characteristics of 1,926,494 Florida resident cases

Data through Mar 10, 2021 verified as of Mar 11, 2021 at 09:25 AM

Data in this report are provisional and subject to change.

The table below includes the cities and counties of residence for cases in Florida residents based on the patient's ZIP Code. Note that city is not always received as part of the initial notification and may be missing while the case is being investigated.

City and county	Cases
Jan Phyl Village, Polk	1
Johns Island, Wakulla	1
Killarney, Orange	1
Knoxville, Duval	1
Maitland, Unknown	1
Lake City, Volusia	1
Los Angeles, Polk	1
Lakeland, Pasco	1
Lakewood, Unknown	1
Pound Ridge, Leon	1
Port Charlotte Fl, Unknown	1
Richmond Heights, Dade	1
Riverview, Pinellas	1
Rochester, Lee	1
Rosemary Beach, Bay	1
Saint Cloud, Orange	1
Plant City, Hendry	1
Ponce, Orange	1
Plant City, Pinellas	1
Plantation, Unknown	1
Orlando, Highlands	1
Opa Locka, Unknown	1
Orem, Nassau	1
Olando, Orange	1
Sumter Ville, Unknown	1
Tallahassee, Escambia	1
Springhill, Unknown	1
Stockbridge, Leon	1
Sullivans Island, Dade	1
Tinley Park, Lee	1
University Of Central Fl, Dade	1
Telluride, Lee	1
Tampa, Dade	1
Tampa, Lee	1
Saint Petersburg, Dade	1
San Juan, Osceola	1
San Pedro Sula, Dade	1
Sandy, Duval	1
Sevierville, Dade	1
South Otsellic, Dade	1
Southampton, Palm Beach	1
West Simsbury, Collier	1
Wayne, Dade	1
Windermere, Polk	1
Winter Park, Lake	1
Louisville, Manatee	1
Los Angeles Ca, Unknown	1
Los Angeles, Hardee	1
Littleton, Dade	1
Margate, Dade	1
Marshall, Dade	1
Mary Esther, Unknown	1
Medford, Palm Beach	1
Middlesburg, Duval	1
Macdill Air Force Base, Hillsborough	1
Miami Beach, Broward	1
Miami Lakes, Unknown	1
Miami, Hillsborough	1
Miami, Manatee	1

COVID-19: characteristics of 1,926,494 Florida resident cases

Data through Mar 10, 2021 verified as of Mar 11, 2021 at 09:25 AM

Data in this report are provisional and subject to change.

The table below includes the cities and counties of residence for cases in Florida residents based on the patient's ZIP Code. Note that city is not always received as part of the initial notification and may be missing while the case is being investigated.

City and county	Cases
Leesburg, Marion	1
Lehigh Acres, Dade	1
Lewisburg, Pasco	1
Largo, Unknown	1
Lake City, Hamilton	1
La Grange, Dade	1
Harrison, Pinellas	1
Holly Ridge, Orange	1
Homeless, Polk	1
Homosassa, Hernando	1
Jerusalem, St. Johns	1
East Hampton, Palm Beach	1
Cypress, Leon	1
Davenport, Orange	1
Daytona Beach, Unknown	1
Deland, St. Lucie	1
Deltona, Orange	1
Fort Myers-, Lee	1
Fort Pierce, Unknown	1
Foley, Escambia	1
Gainesville, Duval	1
Granada Hills, Broward	1
Guilford, Dade	1
Hailandale, Unknown	1
Conway, Leon	1
Coventry, Broward	1
Clermont, Volusia	1
Clewiston, Glades	1
Bridgeport, Dade	1
Bronx, Palm Beach	1
Cartersville, Unknown	1
Altoona, Marion	1
Anaheim, Unknown	1
Argyle, Walton	1
Athens, Duval	1
Bogota, Orange	1
Bradenton, Dade	1
Bradenton, Osceola	1
Winter Garden, Pinellas	1
Zolfo Springs, Polk	1
Westbrook, Dade	1
Wichita, Volusia	1
Washington, Unknown	1
Wells, Polk	1
Winder Garden, Orange	1
Windermere, Leon	1
Windermere, Osceola	1
Windermere, Seminole	1
Winter Garden, Broward	1
Winter Park, Broward	1
Winter Park, Indian River	1
Winter Park, Lee	1
Tulsa, Orange	1
Venice, Unknown	1
Vernon, Unknown	1
Tiffin, Highlands	1
Tallahassee, Duval	1
Tallahassee, Unknown	1
Tampa, Palm Beach	1

COVID-19: characteristics of 1,926,494 Florida resident cases

Data through Mar 10, 2021 verified as of Mar 11, 2021 at 09:25 AM

Data in this report are provisional and subject to change.

The table below includes the cities and counties of residence for cases in Florida residents based on the patient's ZIP Code. Note that city is not always received as part of the initial notification and may be missing while the case is being investigated.

City and county	Cases
Tavares, Marion	1
Shelton, Manatee	1
Sarasota, Flagler	1
Saxis, Lee	1
Schenectady, Polk	1
Sebring, Lee	1
Sun City Center, Hardee	1
Sunny Isles Beach, Broward	1
Spring Hill , Hernando	1
Spring Hill, Dade	1
Starke, Clay	1
Stone Mountain, Palm Beach	1
New Orleans, Palm Beach	1
Newark, Broward	1
Newburgh, Bay	1
Navarre, Dade	1
Old Town, Alachua	1
Omaha, Palm Beach	1
Ona, Manatee	1
Oooooo, Unknown	1
Opa Locka, Broward	1
Orange Park , Duval	1
North Pole, Seminole	1
North Port, Lee	1
Orlando, Columbia	1
Orlando, Indian River	1
Orlando, Sarasota	1
Ocoee, Osceola	1
Okeechobee, Broward	1
Orem, Broward	1
Peoria, Unknown	1
Port Everglades, Broward	1
Plantation, Orange	1
Pompano Beach, Martin	1
Parker, Dade	1
Parker, Leon	1
Palm Coast, Polk	1
Ormond Beach, Unknown	1
Oviedo, Brevard	1
Pacifica, Dade	1
Saint Petersburg, St. Lucie	1
Sandford, Seminole	1
Rye, Duval	1
Saint Cloud, Unknown	1
Saint Johns, Unknown	1
Potomac, Palm Beach	1
Rex, Duval	1
Miami, Collier	1
Miami, St. Lucie	1
New Richmond, Volusia	1
Oakland, Leon	1
Ocala, Alachua	1
Okeechobee, St. Lucie	1
Panama City, Walton	1
Palm Coast, Duval	1
Orlando, Union	1
Ovido, Seminole	1
Oxford, Palm Beach	1
Opalocka, Dade	1

COVID-19: characteristics of 1,926,494 Florida resident cases

Data through Mar 10, 2021 verified as of Mar 11, 2021 at 09:25 AM

Data in this report are provisional and subject to change.

The table below includes the cities and counties of residence for cases in Florida residents based on the patient's ZIP Code. Note that city is not always received as part of the initial notification and may be missing while the case is being investigated.

City and county	Cases
North Canton, Palm Beach	1
Rio Dell, Volusia	1
Rochelle, Volusia	1
Saint Cloud, Lee	1
Saint Johns, Orange	1
San Antonio, Sarasota	1
San Antonio, Unknown	1
Sanford, Volusia	1
Perry, Leon	1
Perth Amboy, Monroe	1
Port Orange, Unknown	1
Port Saint Lucie, Orange	1
Princeton, Alachua	1
Provincetown, Collier	1
Tangerine, Seminole	1
Shannon, Collier	1
Soldotna, Broward	1
Spring Park, Alachua	1
Steinhatchee, Madison	1
South Burlington, Orange	1
Winter Park, Osceola	1
Wood River, Polk	1
Worcester, Palm Beach	1
Wheaton, Lee	1
Wilmington, Broward	1
Winter Park, Alachua	1
Wesley Chapel, Alachua	1
Umatilla, Alachua	1
University Of Central Florida, Monroe	1
Virginia Beach, Hernando	1
Waco, Broward	1
Washington, Broward	1
Tewksbury, Orange	1
Toms River, Dade	1
Grassy Key, Monroe	1
Gainesville, Baker	1
Gilmer, Dade	1
Haverford, Hillsborough	1
Herrin, Orange	1
Jacksonville, Manatee	1
Jamaica, Broward	1
Kingsland, Duval	1
Kissimmee, Brevard	1
Jupiter, Unknown	1
Jersey City, Polk	1
Miamf, Dade	1
Miami G, Dade	1
Marshall, Palm Beach	1
Marianna, Calhoun	1
Lyndhurst, Broward	1
Magnolia Square, Osceola	1
Maitland, Alachua	1
Lake In The Hills, Columbia	1
Lake Placid, Alachua	1
Lake Worth Beach, Broward	1
Lander, Citrus	1
Lemoyne, Manatee	1
Los Angeles, Palm Beach	1
Lawrence Township, Palm Beach	1

COVID-19: characteristics of 1,926,494 Florida resident cases

Data through Mar 10, 2021 verified as of Mar 11, 2021 at 09:25 AM

Data in this report are provisional and subject to change.

The table below includes the cities and counties of residence for cases in Florida residents based on the patient's ZIP Code. Note that city is not always received as part of the initial notification and may be missing while the case is being investigated.

City and county	Cases
Las Vegas, Orange	1
Bryant, Alachua	1
Bronx, Broward	1
Buffalo, Palm Beach	1
Carol Stream, Orange	1
Castleberry, Escambia	1
Charlotte, Pasco	1
Apo, Pasco	1
Apopka, Flagler	1
99, Unknown	1
Alanson, Bay	1
Aollywoss, Dade	1
Boca Raton, Unknown	1
Bohealia, Lee	1
Blowing Rock, Polk	1
Belleair, Hillsborough	1
Dorchester, Orange	1
Deland, Polk	1
Dallas, Lee	1
De Leon Springs, Putnam	1
Dearborn, Lee	1
Floral, Escambia	1
Fanning Springs, Levy	1
Estero, Collier	1
Clear Brook, Lee	1
Crestview, Holmes	1
Cumberland, Palm Beach	1
Dade City, Hillsborough	1
College Station, Lake	1
Columbus, Brevard	1
Cookeville, Seminole	1
Dona Vista, Lake	1
East Setauket, Palm Beach	1
El Dorado, Palm Beach	1
Fleming Island, Duval	1
Fellsmere, Brevard	1
Crestview, Broward	1
Clearwater, Leon	1
Charlotte, Alachua	1
Dalecity, Okaloosa	1
Daytona Beach, Orange	1
Deerfield Beach, Polk	1
Crystal River, Marion	1
Crystal River, Unknown	1
Canton, Duval	1
Cantonment, Santa Rosa	1
Cape Coral, Unknown	1
Brooklyn, Polk	1
Bryceville, Duval	1
Bradenton, Lee	1
Boca Raton, Dade	1
Boca Raton, Madison	1
Bogota, Unknown	1
Bal Harbour, Broward	1
Atlanta, Walton	1
Attalla, Broward	1
Auburn, Palm Beach	1
Autaugaville, Broward	1
Apopka, Volusia	1

COVID-19: characteristics of 1,926,494 Florida resident cases

Data through Mar 10, 2021 verified as of Mar 11, 2021 at 09:25 AM

Data in this report are provisional and subject to change.

The table below includes the cities and counties of residence for cases in Florida residents based on the patient's ZIP Code. Note that city is not always received as part of the initial notification and may be missing while the case is being investigated.

City and county	Cases
Alachua, Suwannee	1
Alafaya, Broward	1
Alafaya, Pinellas	1
Lake Clarke Shores, Palm Beach	1
Lake Forest, Collier	1
Merrick, Palm Beach	1
Metter, Manatee	1
Miami, Osceola	1
Miamiardens, Unknown	1
Miamksaohes, Dade	1
Jacksonville, Baker	1
Jacksonville, Marion	1
Irmo, Unknown	1
Key West, Palm Beach	1
Kilgore, Dade	1
Jupiter Inlet, Palm Beach	1
Jzx, Unknown	1
Land O Lakes, Unknown	1
Lawton, Okaloosa	1
Levittown, Palm Beach	1
Lima, Manatee	1
Lima, Volusia	1
Macclenny, Dixie	1
Madison, Jefferson	1
Maitland, Collier	1
Florida City, Unknown	1
Fort Lauderdale, Collier	1
Gainesville, Levy	1
Glen Cove, Unknown	1
Glen Saint Mary, Duval	1
Golden Oak, Hillsborough	1
Golf, Palm Beach	1
Immokalee, Walton	1
Greensboro, Leon	1
Pooler, Broward	1
Port St. Lucie, Unknown	1
Punta Gorda, Sarasota	1
Putnam, Putnam	1
Ridgewood, Lee	1
Roayl Palm Beach, Palm Beach	1
Roseville, Broward	1
Rye, Palm Beach	1
Saint Petersburg, Bay	1
Plantation, Leon	1
Pensacola, Dade	1
Panomo City, Bay	1
Parrish, Sarasota	1
Orlando, Walton	1
Oviedo, Lake	1
Orlando, St. Johns	1
Orlando, Gadsden	1
Orlando, Hernando	1
Ocala, Duval	1
North Porte, Unknown	1
Notrealville, Polk	1
Nashville, Palm Beach	1
Okeechobi, Unknown	1
Orem, Dade	1
Orlando, Citrus	1

COVID-19: characteristics of 1,926,494 Florida resident cases

Data through Mar 10, 2021 verified as of Mar 11, 2021 at 09:25 AM

Data in this report are provisional and subject to change.

The table below includes the cities and counties of residence for cases in Florida residents based on the patient's ZIP Code. Note that city is not always received as part of the initial notification and may be missing while the case is being investigated.

City and county	Cases
Monument, Broward	1
Mokena, Lee	1
Miami Dade, Unknown	1
Myrtle Beach, Broward	1
Morrisville, Palm Beach	1
North Brunswick, St. Lucie	1
North Grafton, Dade	1
North Lauderdale, Unknown	1
Syracuse, Unknown	1
Twentynine Palms, Broward	1
Vernon, Walton	1
Venezuela, Unknown	1
Waukesha, Volusia	1
Surprise, Unknown	1
St Cloud, Orange	1
St Helena Is, Dade	1
South Miami, Broward	1
San Marcos, Unknown	1
West Miami, Unknown	1
Whippany, Volusia	1
Xifamk, Dade	1
Windermere, Alachua	1
Winfield, Hillsborough	1
Winter Garden, Unknown	1
Winter Park, Brevard	1
Winter Park, Unknown	1
Eureka, Flagler	1
Evansville, Citrus	1
Fort Worth, Broward	1
Franklin, Orange	1
Frostproof, Highlands	1
Gainesville, Palm Beach	1
Gainesville, Santa Rosa	1
Denton, Broward	1
Destin, Bay	1
Clearwater, Hillsborough	1
Coal City, Pasco	1
Crescent City, Marion	1
Crestview, Unknown	1
Commerce Township, Manatee	1
Coral Gables , Dade	1
Crawfordville, Alachua	1
Bonnie, St. Johns	1
Big Torch Key, Monroe	1
Black, Holmes	1
Boca Raton, Lee	1
Bonifay, Unknown	1
Brownsville, Escambia	1
Celebration, Orange	1
Chicago, Broward	1
Choctaw Beach, Unknown	1
Austin, Dade	1
Belleair Bluffs, Unknown	1
Apopka, Citrus	1
Apopka, Hillsborough	1
Arabi, Orange	1
8852 Teacher Ln, Pasco	1
Addison, Pasco	1
Apo, Collier	1

COVID-19: characteristics of 1,926,494 Florida resident cases

Data through Mar 10, 2021 verified as of Mar 11, 2021 at 09:25 AM

Data in this report are provisional and subject to change.

The table below includes the cities and counties of residence for cases in Florida residents based on the patient's ZIP Code. Note that city is not always received as part of the initial notification and may be missing while the case is being investigated.

City and county	Cases
Amiens, Dade	1
Litchfield Park, Monroe	1
Littleton, St. Johns	1
Lake Worth, Unknown	1
Lake In The Hills, Broward	1
Jupiter, Pinellas	1
Kansas City, Palm Beach	1
Indianapolis, Lee	1
Gwynn Oak, Polk	1
Milford, Bay	1
Milford, Unknown	1
New Canaan, Dade	1
Na, Dade	1
Naples, Leon	1
Mattoon, Lee	1
Melbourne, Volusia	1
Marianna, Leon	1
Marianna, Washington	1
Mary Esther, Hillsborough	1
Los Angeles, Orange	1
Maitland, Palm Beach	1
Saint Charles, Orange	1
Roswell, Bay	1
Ruskin, Dade	1
Ruskin, Manatee	1
Scottsdale, Brevard	1
Scottsdale, Palm Beach	1
Saint Petersburg, Duval	1
Saint Petersburg, Manatee	1
Tampa, Duval	1
Tavares, Unknown	1
Temple, Palm Beach	1
St Peterburg, Orange	1
Stiamk, Dade	1
Summerdale, Escambia	1
Surfside Beach, Orange	1
Sun City Center, Lee	1
Port Saint Lucie, Marion	1
Port St Luice, Unknown	1
Plymouth, Pasco	1
Pensacola Naval Hospital, Escambia	1
Pass-A-Grille, Pinellas	1
Oviedo, Orange	1
Pace, Escambia	1
Painted Post, Pasco	1
Palatka, Marion	1
Newaygo, Charlotte	1
North Port, Charlotte	1
Okeechobee, Unknown	1
Winter Springs, Polk	1
Youngstown, Washington	1
Winnetka, Dade	1
Winter Garden, Osceola	1
Winter Haven, Osceola	1
Winter Park, Duval	1
Winter Park, Palm Beach	1
Weston, Unknown	1
Wildwood, Lee	1
West Hollywood, Broward	1

COVID-19: characteristics of 1,926,494 Florida resident cases

Data through Mar 10, 2021 verified as of Mar 11, 2021 at 09:25 AM

Data in this report are provisional and subject to change.

The table below includes the cities and counties of residence for cases in Florida residents based on the patient's ZIP Code. Note that city is not always received as part of the initial notification and may be missing while the case is being investigated.

City and county	Cases
Wakefield, Broward	1
Waverly, Duval	1
Wabasha, Clay	1
Unknown, Duval	1
Upland, Manatee	1
Windermere, Volusia	1
Wtixrat, Dade	1
Westlake Village, Unknown	1
White Plains, Broward	1
Whites Creek, Leon	1
Watersound, Bay	1
University Of Central Florida, Lee	1
Unk, Duval	1
Ventura, Orange	1
Pembroke Pines, Orange	1
Pensacola, Sumter	1
Perth Amboy, Hillsborough	1
Puerto Rico, Unknown	1
Punta Gorda, Unknown	1
Randolph, Orange	1
Rivera Beach, Palm Beach	1
Port Orange, Brevard	1
Powell, Lee	1
Orlando, Jackson	1
Paducah, Manatee	1
Palm Coast, Unknown	1
Oldsrav, Manatee	1
Newberry, Levy	1
Saint Petersburg, Charlotte	1
Saint Augustine, Flagler	1
Seffenner, Hillsborough	1
Seminole, Lee	1
Sunrtise, Dade	1
Tallahassee, Madison	1
Trenton, Dixie	1
Unknown, Unknown	1
Toms River, Lee	1
Tourist, Dade	1
Stratford, Broward	1
Crossings, Unknown	1
Davenport, Lake	1
Davie, Unknown	1
Dayton, Orange	1
Edgewood, Broward	1
Elkton, Putnam	1
Chesterfield, Broward	1
Carteret, Polk	1
Cincinnati, Dade	1
Connellsville, Highlands	1
Armstrong, St. Johns	1
Atl, Brevard	1
Alva, Escambia	1
Andalusia, Escambia	1
Arcadia, Highlands	1
Baker, Santa Rosa	1
Belleville, Palm Beach	1
Belmont, Santa Rosa	1
Blountstown, Broward	1
Bronson, Alachua	1

COVID-19: characteristics of 1,926,494 Florida resident cases

Data through Mar 10, 2021 verified as of Mar 11, 2021 at 09:25 AM

Data in this report are provisional and subject to change.

The table below includes the cities and counties of residence for cases in Florida residents based on the patient's ZIP Code. Note that city is not always received as part of the initial notification and may be missing while the case is being investigated.

City and county	Cases
Brooker, Alachua	1
Bradenton, Clay	1
Brandon, Pinellas	1
Bonita, Lee	1
Bocaraten, Palm Beach	1
Hudson, Pinellas	1
Hoosick Falls, Broward	1
Indian Rock Beach, Palm Beach	1
Interlachen, Duval	1
Kure Beach, Monroe	1
Lakeland, Palm Beach	1
Florala, Okaloosa	1
Forestville, Volusia	1
Gibsonton, Unknown	1
Gainesville, Okaloosa	1
Gainesville, Unknown	1
Greenbrier, Bay	1
Groveland, Orange	1
Hialeahgardens, Dade	1
Hiram, Leon	1
Longwood, Broward	1
Lucedale, St. Lucie	1
Mayaguez, Dade	1
Macclenny, Duval	1
Mantua, Broward	1
Middletown, Osceola	1
North Laud, Unknown	1
Ocala, Citrus	1
Ocoee, Unknown	1
Odessa, Dade	1
New Vernon, Palm Beach	1
Monroe, Hillsborough	1
Missing, Gilchrist	1
Prattville, Hillsborough	1
Prestonsburg, Bay	1
Quincy, Jackson	1
Rapid City, Broward	1
Palmetto Bay, Palm Beach	1
Russellville, Bay	1
Sagamore Beach, Charlotte	1
Saint Cloud, Palm Beach	1
Saint Joseph, Volusia	1
San Antonio, Orange	1
Shalimar, Unknown	1
Shirley, Flagler	1
Suitland, Volusia	1
Sanford, Unknown	1
Seminole, Leon	1
Myakka City, Sarasota	1
New Middletown, Hillsborough	1
New Port Richey, Pinellas	1
New Port Richey, Unknown	1
Newberry, Marion	1
Oldsmar, Hillsborough	1
Olean, Alachua	1
North Palm Beach, Orange	1
Northport, Sarasota	1
Oakland, Lee	1
Petersburg, Manatee	1

COVID-19: characteristics of 1,926,494 Florida resident cases

Data through Mar 10, 2021 verified as of Mar 11, 2021 at 09:25 AM

Data in this report are provisional and subject to change.

The table below includes the cities and counties of residence for cases in Florida residents based on the patient's ZIP Code. Note that city is not always received as part of the initial notification and may be missing while the case is being investigated.

City and county	Cases
Piasa, Putnam	1
Palmetto, Pasco	1
Parma, Manatee	1
Pass-A-Grille Beach, Pinellas	1
Palm Beach Gardens, Unknown	1
Orlo Vista, Orange	1
Other, Dade	1
Winter Garden, Duval	1
Woodbine, Nassau	1
Yulee, St. Johns	1
Zephyrhills, Hillsborough	1
West Aplm Beach, Palm Beach	1
West Yarmouth, St. Lucie	1
Tavares, Orange	1
Tequesta, Martin	1
Topsham, Manatee	1
Town Of Nocatee, St. Johns	1
Troy, Manatee	1
Unkn, Duval	1
Syracuse, Polk	1
Tallahassee, Dade	1
Tamarac, Dade	1
Waipahu, Santa Rosa	1
Ward, Polk	1
Wellborn, Columbia	1
Sunbright, Palm Beach	1
Venetian Islands, Dade	1
Mckinney, Broward	1
Miamc, Dade	1
Matawan, Palm Beach	1
Milford, Lee	1
Missing, Levy	1
Missing, Okeechobee	1
Monroe Township, Palm Beach	1
Moore Haven, Okeechobee	1
Morrisville, Unknown	1
Longwood, Volusia	1
Ldhl, Broward	1
Lincoln, St. Lucie	1
Little Neck, Lee	1
Lake Butler, Alachua	1
Knoxville, Bay	1
Las Vegas, Palm Beach	1
Homeless, Monroe	1
Homeless, Pinellas	1
Howell, Dade	1
Hudson, Hernando	1
Hoclywsod, Dade	1
Holiday, Pinellas	1
Indian Rocks Beach, Duval	1
Indiantown, Palm Beach	1
Inglewood, Sarasota	1
Inverness, Marion	1
Inwood, Broward	1
Irvine, Marion	1
Istachatta, Hernando	1
Jupiter, St. Lucie	1
Kenilworth, Leon	1
Jacksonville, Orange	1

COVID-19: characteristics of 1,926,494 Florida resident cases

Data through Mar 10, 2021 verified as of Mar 11, 2021 at 09:25 AM

Data in this report are provisional and subject to change.

The table below includes the cities and counties of residence for cases in Florida residents based on the patient's ZIP Code. Note that city is not always received as part of the initial notification and may be missing while the case is being investigated.

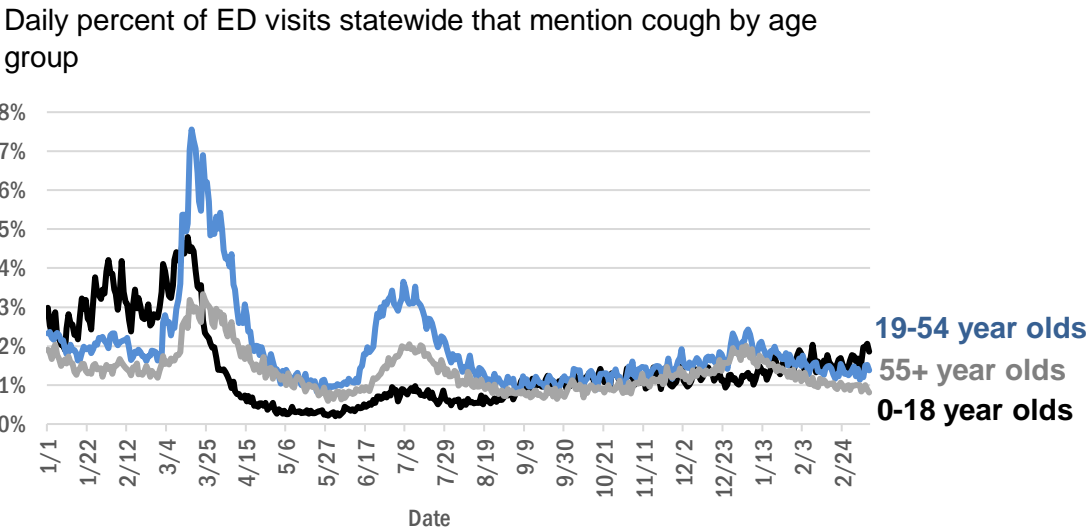
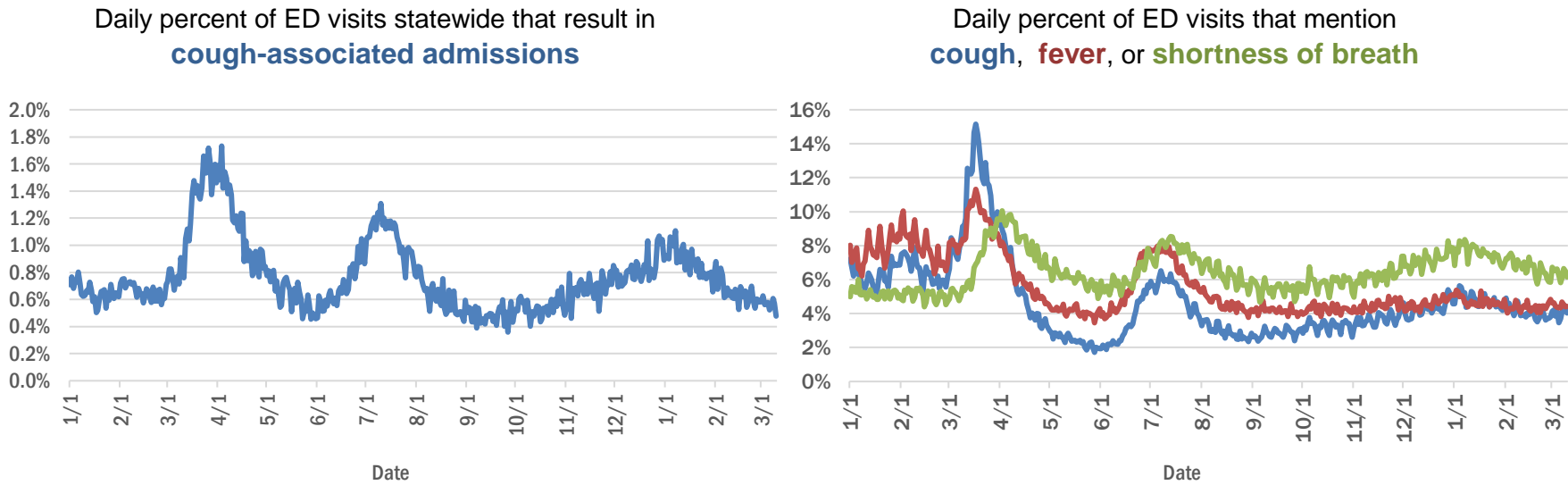
City and county	Cases
Jefferson, Dade	1
Jonesboro, Leon	1
Kingsland, Nassau	1
Key West, Duval	1
Keys West, Unknown	1
Carmel, Orange	1
Cedar Springs, Hernando	1
Chicago, Unknown	1
Coconut Ck, Unknown	1
Dallas, Hernando	1
Dayton, Lake	1
Daytona Beach, Pinellas	1
Dearborn, Broward	1
Deer Park, Dade	1
Brooklyn, Dade	1
Brooklyn, Lee	1
Caracas, Dade	1
Bonnie, Broward	1
Boston, Broward	1
Bel Air, Collier	1
O, Manatee	1
Alachua, Duval	1
Alpharetta, Broward	1
Apopka, Clay	1
Asheville, Highlands	1
Astoria, Broward	1
Atmore, Escambia	1
Bartow, Hardee	1
Downingtown, Broward	1
Downingtown, Hillsborough	1
Dpo, Santa Rosa	1
Dunedin, Unknown	1
Deerfield, Dade	1
Deland, Seminole	1
Deltona, Seminole	1
Fort Lauderdale, Leon	1
Fort Myers, Sarasota	1
Fort Pierce, Palm Beach	1
Fort White, Clay	1
East Palatka, Hillsborough	1
Eastpoint, Leon	1
Garden City, Alachua	1
Gaylord, Orange	1
Gotcha, Orange	1
Greensburg, Palm Beach	1
Erie, Monroe	1
Hallandale, Unknown	1
Haines City, Osceola	1
Hernando, Marion	1
Hialeah, Collier	1
Helen, Bay	1
Total	1,926,494

COVID-19: additional surveillance information

Data through Mar 10, 2021 verified as of Mar 11, 2021 at 09:25 AM

Data in this report are provisional and subject to change.

Statewide emergency department (ED) chief complaint and admission data



The Electronic Surveillance System for the Early Notification of Community-Based Epidemics (ESSENCE-FL) includes chief complaint data from 211 of 211 Florida EDs. Data are transmitted electronically to ESSENCE-FL daily or hourly.

COVID-19: testing by laboratory

Data through Mar 10, 2021 verified as of Mar 11, 2021 at 09:25 AM

Data in this report are provisional and subject to change.

The numbers in the table below represent the number of Florida and non-Florida residents for whom test results were received by the Department of Health. A person can be tested by more than one laboratory and can have both positive and negative results. **Therefore, the sum of the numbers in each column will be larger than the total number of people tested.**

Reporting lab	Inconclusive	Negative	Positive	Percent positive	Total
LABORATORY CORPORATION OF AMERICA	2,523	1,591,798	217,291	12%	1,811,612
CURATIVE LABS	14,378	1,534,796	232,778	13%	1,781,952
QUEST DIAGNOSTICS	11,744	1,352,869	199,543	13%	1,564,156
BIO REFERENCE LABORATORIES, INC	7,566	924,457	177,677	16%	1,109,700
HELIX	8,564	623,813	109,529	15%	741,906
REALTOX LABS LLC	6,411	589,074	96,915	14%	692,400
NOMI_HEALTH	2,614	425,666	59,129	12%	487,409
RCA LABORATORY SERVICES, LLC/GENETWORX		395,158	42,654	10%	437,812
GENETWORX	661	390,597	32,964	8%	424,222
CDR MAGUIRE - HEALTH CARE CENTER		338,623	51,547	13%	390,170
IMPACT HEALTH BIOMETRIC TESTING, INC	1,041	217,593	25,646	10%	244,280
EAST FLORIDA STATE COLLEGE - BREVARD		212,886	26,986	11%	239,872
PWNHEALTH	1,483	196,841	26,829	12%	225,153
PALM BEACH BALLPARK		197,746	19,916	9%	217,662
BPHL-JACKSONVILLE	18	183,753	32,025	15%	215,796
NOMI HEALTH LAB SERVICES		172,673	19,899	10%	192,572
ADVENTHEALTH LAB	99	159,303	20,623	11%	180,025
MAKO GENOMICS	7,653	137,790	25,156	15%	170,599
CB SMITH PARK		150,116	18,792	11%	168,908
FULGENT DIAGNOSTICS LABORATORY	3,193	147,978	16,559	10%	167,730
BPHL-MIAMI	225	139,972	23,519	14%	163,716
MAYO CLINIC LABORATORIES	335	137,672	17,390	11%	155,397
ELABNETWORK	1,059	138,048	11,791	8%	150,898
BAYCARE LABORATORIES LLC	587	130,239	11,339	8%	142,165
MEMORIAL REGIONAL HOSPITAL SOUTH	25	113,262	23,228	17%	136,515
ASCENSION SACRED HEART HOSPITAL - PENSACOLA	2	113,416	17,804	14%	131,222
ORLANDO HEALTH SYSTEM	682	115,407	11,965	9%	128,054
NORTHWEST LABORATORY	246	121,076	6,474	5%	127,796
BIOCOLLECTIONS WORLDWIDE, INC	737	109,420	13,419	11%	123,576
ADVENT HEALTH LAB	112	101,258	13,956	12%	115,326
MEDICAL DIAGNOSTIC LABORATORIES	974	98,579	14,218	12%	113,771
AEGIS SCIENCES CORPORATION	916	92,250	15,785	14%	108,951
AKESOGEN		90,546	17,549	16%	108,095
TESTING MATTERS INC	705	90,687	15,809	15%	107,201
BPHL-TAMPA (SPECTRUM BLVD)	45	89,443	16,475	16%	105,963
UF HEALTH MEDICAL LAB	33	96,558	9,023	9%	105,614
TAMPA GENERAL HOSPITAL	4	90,975	8,701	9%	99,680
KORVALABS, INC	1,285	91,524	4,700	5%	97,509
DIATHERIX LABORATORIES (VRL EUROFINs)		83,626	12,455	13%	96,081
SUNPATH MEDICAL DIAGNOSTICS LABORATORY	819	77,772	11,973	13%	90,564
BAPTIST HEALTH SOUTH FLORIDA	360	75,876	11,712	13%	87,948
ASCENSION ST VINCENT'S - RIVERSIDE	1	69,915	10,006	13%	79,922
JACKSON MEMORIAL HOSPITAL CLINICAL LAB	79	62,105	11,357	15%	73,541
SOUTH MIAMI HOSPITAL LAB	440	63,531	9,143	13%	73,114
LAKELAND REGIONAL MEDICAL CENTER	129	64,398	8,501	12%	73,028
UF HEALTH SHANDS HOSPITAL	476	60,217	4,466	7%	65,159
AMERICAN HEALTH ASSOCIATES	9	59,585	5,147	8%	64,741

COVID-19: testing by laboratory

Data through Mar 10, 2021 verified as of Mar 11, 2021 at 09:25 AM

Data in this report are provisional and subject to change.

The numbers in the table below represent the number of Florida and non-Florida residents for whom test results were received by the Department of Health. A person can be tested by more than one laboratory and can have both positive and negative results. **Therefore, the sum of the numbers in each column will be larger than the total number of people tested.**

Reporting lab	Inconclusive	Negative	Positive	Percent positive	Total
INGENIOUS PERSONALIZED MEDICINE	203	51,227	10,530	17%	61,960
AIT LABORATORIES		52,476	6,407	11%	58,883
ARUP LABORATORIES	16	50,073	2,922	6%	53,011
APPLIED INGENUITY DIAGNOSTICS LLC		50,134	2,214	4%	52,348
BAPTIST HEALTH - JACKSONVILLE	4	48,154	3,908	8%	52,066
GENESIS REFERENCE LABORATORIES		45,692	5,087	10%	50,779
TALLAHASSEE MEMORIAL HOSPITAL	240	43,641	5,473	11%	49,354
SARASOTA MEMORIAL HOSPITAL MAIN LAB	12	41,979	3,672	8%	45,663
VIRACOR EUROFINs		35,562	9,816	22%	45,378
BROWARD GENERAL MEDICAL CENTER-CLINICAL LAB	2	39,960	4,359	10%	44,321
ADVENTIST HEALTH SYSTEMS SUNBELT INC DBA		39,624	4,669	11%	44,293
MINUTECLINIC LLC		37,746	6,399	14%	44,145
NICKLAUS CHILDREN'S HOSPITAL	70	37,425	5,085	12%	42,580
FLORIDA HOSPITAL - TAMPA	37	39,155	3,286	8%	42,478
MILLENNIUM PHYSICIAN GROUP	17	34,599	6,705	16%	41,321
LEE HEALTH - CAPE CORAL HOSPITAL	3	34,103	5,576	14%	39,682
DWIC OF TAMPA BAY INC		34,857	4,308	11%	39,165
UNIVERSITY OF MIAMI HOSPITAL	134	35,383	3,635	9%	39,152
UF HEALTH JACKSONVILLE	51	33,549	3,937	10%	37,537
ORANGE COUNTY CONVENTION CENTER		33,330	3,703	10%	37,033
MEDFAST URGENT CARE CENTERS, LLC	20	31,521	4,731	13%	36,272
ECCO LAB GROUP CO	517	31,114	4,619	13%	36,250
MIAMI DADE COUNTY☐		32,091	3,527	10%	35,618
WALGREENS	35	29,467	5,444	16%	34,946
NORTH FLORIDA REGIONAL MEDICAL CENTER		28,677	3,427	11%	32,104
MOUNT SINAI MEDICAL CENTER	10	28,626	3,093	10%	31,729
ST JOSEPHS HOSPITAL LABORATORY	23	27,495	3,568	11%	31,086
BRANDON REGIONAL HOSPITAL		27,327	3,570	12%	30,897
INTEGRATED REGIONAL LABORATORIES LLP	1	26,786	4,048	13%	30,835
JUPITER MEDICAL CENTER LAB	82	27,795	2,709	9%	30,586
STS LAB 2 LLC	6	28,578	1,493	5%	30,077
GENESIS MEDICAL LABORATORY	385	23,384	4,375	16%	28,144
JFK MEDICAL CENTER LAB	1	24,780	3,208	11%	27,989
NIGHT LITE PEDIATRIC CENTER LLC		24,850	2,743	10%	27,593
PALMETTO GENERAL HOSPITAL LAB	3	22,959	4,616	17%	27,578
WATSON CLINIC LLP		21,994	5,093	19%	27,087
HOLY CROSS HOSPITAL CLINICAL LAB	1	24,082	2,281	9%	26,364
MALABAR MEDICAL WALK IN CLINIC	1	21,515	4,314	17%	25,830
HEALTHLINK DIAGNOSTIC LABORATORIES	290	22,715	2,363	9%	25,368
AVENTUS BIO LABS	16	21,743	3,172	13%	24,931
ACCESS DX LABORATORY	224	22,179	2,088	9%	24,491
INFINITY BIOLOGIX LLC (GINKO BIOWORKS)	88	23,004	1,072	4%	24,164
MORTON PLANT HOSPITAL-ADLER INSTITUTE	26	20,789	2,499	11%	23,314
PANCARE OF FLORIDA INC		20,368	2,480	11%	22,848

COVID-19: testing by laboratory

Data through Mar 10, 2021 verified as of Mar 11, 2021 at 09:25 AM

Data in this report are provisional and subject to change.

The numbers in the table below represent the number of Florida and non-Florida residents for whom test results were received by the Department of Health. A person can be tested by more than one laboratory and can have both positive and negative results. **Therefore, the sum of the numbers in each column will be larger than the total number of people tested.**

Reporting lab	Inconclusive	Negative	Positive	Percent positive	Total
STATLAB_MOBILE	1	20,292	2,048	9%	22,341
LAB DIAGNOSTICS LLC	391	16,397	5,323	24%	22,111
DRS CLACK SPENCER WHITE & MCCORMACK PA D/B/A		19,843	2,009	9%	21,852
NAPLES COMMUNITY HOSPITAL	72	19,572	2,023	9%	21,667
SAINT MARY'S MEDICAL CENTER	24	19,213	2,231	10%	21,468
UNITED CLINICAL LABORATORY LLC	3	18,322	2,407	12%	20,732
PATIENTS FIRST LAKE ELLA MEDICAL CENTER PA		17,475	3,248	16%	20,723
CLEVELAND CLINIC HOSPITAL LAB	4	18,357	2,305	11%	20,666
ADVENT HEALTH - DAYTONA BEACH	32	18,890	1,694	8%	20,616
EXACT SCIENCES LABORATORIES		18,177	2,307	11%	20,484
CLEVELAND CLINIC TRADITION HOSPITAL		18,694	1,365	7%	20,059
BAYFRONT HEALTH - ST PETERSBURG	17	16,872	2,397	12%	19,286
OSCEOLA REGIONAL MEDICAL CENTER	1	16,252	2,303	12%	18,556
LEESBURG REGIONAL MEDICAL CENTER		16,043	2,214	12%	18,257
HOMESTEAD HOSPITAL CLINICAL LABORATORY	27	14,583	3,135	18%	17,745
MEMORIAL HOSPITAL JACKSONVILLE	8	14,695	2,738	16%	17,441
HEALTH CENTER AT SINAI RESIDENCES		16,930	506	3%	17,436
AMELIA EARHART		14,960	2,308	13%	17,268
BIOCERNA LABS	461	14,582	2,112	12%	17,155
CLARITY LAB SOLUTIONS	93	15,179	1,859	11%	17,131
NORTHWEST MEDICAL CENTER	1	14,824	2,083	12%	16,908
ORANGE PARK MEDICAL CENTER	9	13,923	2,629	16%	16,561
INDIAN RIVER PATHOLOGY LLC		15,195	1,260	8%	16,455
WELLINGTON REGIONAL MED CTR LAB	6	14,468	1,795	11%	16,269
BETHESDA HOSPITAL EAST		14,583	1,482	9%	16,065
OAK HILL HOSPITAL		14,213	1,788	11%	16,001
ACCESS MEDICAL LABORATORIES	4	8,159	7,834	49%	15,997
DELRAY MEDICAL CENTER LAB	3	14,286	1,642	10%	15,931
VISTA CLINICAL DIAGNOSTICS	483	13,497	1,759	11%	15,739
FULGENT DIAGNOSTICS	170	14,526	978	6%	15,674
LAWNWOOD REGIONAL MEDICAL CENTER	1	13,426	2,171	14%	15,598
WEST KENDALL BAPTIST HOSPITAL	13	12,540	2,909	19%	15,462
MEMORIAL REGIONAL HOSPITAL CLINICAL LABORATORY	10	14,326	981	6%	15,317
BAPTIST HEALTH - SOUTH		13,775	1,191	8%	14,966
THE HEALTHCARE DISTRICT OF PALM BEACH COUNTY	47	12,958	1,867	13%	14,872
BAPTIST HEALTHCARE - BAPTIST HOSPITAL	5	11,712	3,149	21%	14,866
LARGO MEDICAL CENTER		13,187	1,615	11%	14,802
PRIVA PATH LABS	77	13,768	950	6%	14,795
WINTER HAVEN HOSPITAL CLINICAL LABORATORY	4	12,417	2,231	15%	14,652
LEE HEALTH - LEE MEMORIAL HOSPITAL		11,031	3,592	25%	14,623
UHEALTH CORAL GABLES/LENNAR MED CTR	36	13,603	915	6%	14,554
INDIAN RIVER MEDICAL CENTER LAB		13,669	852	6%	14,521
ADVENTHEALTH CENTRA CARE LAKE BUENA VISTA		12,813	1,654	11%	14,467
NONA SCIENTIFIC	5	11,184	3,128	22%	14,317
WEST FLORIDA HOSPITAL LAB	1	11,134	3,011	21%	14,146

COVID-19: testing by laboratory

Data through Mar 10, 2021 verified as of Mar 11, 2021 at 09:25 AM

Data in this report are provisional and subject to change.

The numbers in the table below represent the number of Florida and non-Florida residents for whom test results were received by the Department of Health. A person can be tested by more than one laboratory and can have both positive and negative results. **Therefore, the sum of the numbers in each column will be larger than the total number of people tested.**

Reporting lab	Inconclusive	Negative	Positive	Percent positive	Total
CARDIOPATH	84	12,221	1,821	13%	14,126
MEDRITE MEDICAL CARE, PC	6,647	6,789	636	5%	14,072
MOLECULAR INFECTIOUS DISEASES	491	12,955	441	3%	13,887
MEDICAL CENTER OF TRINITY CLINICAL LABORATORY	2	12,433	1,440	10%	13,875
PALMS WEST HOSPITAL LAB	2	11,866	1,904	14%	13,772
NEMOURS CHILDRENS HOSPITAL	1	12,844	768	6%	13,613
GOOD SAMARITAN MEDICAL CENTER LAB	2	11,738	1,739	13%	13,479
WESTSIDE REGIONAL MED CTR	2	11,466	1,961	15%	13,429
MERCY HOSPITAL A CAMPUS OF PLANTATION GEN HOSP LAB	1	11,205	2,037	15%	13,243
REGIONAL MEDCIAL CENTER BAYONET POINT	2	11,942	1,031	8%	12,975
GULF COAST MEDICAL CENTER MICROLAB		10,085	2,750	21%	12,835
THE VILLAGES REGIONAL HOSPITAL		11,472	1,329	10%	12,801
ST ANTHONY'S HOSPITAL LAB	30	11,072	1,527	12%	12,629
AVENTURA HOSPITAL LAB		9,931	2,309	19%	12,240
CAPITAL REGIONAL MEDICAL CTR		9,862	2,364	19%	12,226
CORAL GABLES HOSPITAL CLINICAL LABORATORY		10,299	1,892	16%	12,191
LAKE CITY HM		11,147	988	8%	12,135
BINAXNOW	9	9,174	2,855	24%	12,038
HALIFAX MEDICAL CENTER LAB	37	10,222	1,754	15%	12,013
BLAKE MEDICAL CENTER		10,507	1,482	12%	11,989
WEST BOCA MEDICAL CENTER LAB		11,071	890	7%	11,961
FLORIDA HOSPITAL WATERMAN LABORATORY	70	10,997	862	7%	11,929
BAPTIST HEALTH SOUTH FLORIDA - WEST KENDALL URGENT CARE		9,971	1,921	16%	11,892
PWN HEALTH	17	9,779	2,074	17%	11,870
GENOVA DIAGNOSTICS LABORATORY	63	10,730	1,049	9%	11,842
MANATEE MEMORIAL HOSPITAL		10,728	1,016	9%	11,744
ST JOSEPHS HOSPITAL	18	10,132	1,592	14%	11,742
FLORIDA LABORATORY ANALYSIS		10,249	1,477	13%	11,726
ST MARKS HOSPITAL LABORATORY B	78	10,627	1,002	9%	11,707
LEE HEALTH - HEALTH PARK MEDICAL CENTER		9,834	1,856	16%	11,690
SYNERGY DIAGNOSTIC LABORATORY	96	10,251	1,312	11%	11,659
NATIONWIDE LABORATORY SERVICES INC	398	9,748	1,434	12%	11,580
PATHNOSTICS	41	9,107	2,387	21%	11,535
LABS ASAP LLC		10,398	1,135	10%	11,533
PALM BEACH GARDENS MEDICAL CTR LAB		10,377	1,124	10%	11,501
PRECISION HEALTH RESOURCES LLC		10,598	702	6%	11,300
LARKIN COMMUNITY HOSPITAL	10	9,811	1,473	13%	11,294
COAST DIAGNOSTICS LLC	45	10,006	1,228	11%	11,279
MEASE COUNTRYSIDE LAB	14	9,734	1,199	11%	10,947
LAKE CITY MEDICAL CENTER		8,748	2,188	20%	10,936
FLORIDA HOSPITAL HEARTLAND MED CTR CLINICAL LAB	33	9,431	1,404	13%	10,868
VIKOR SCIENTIFIC	49	8,952	1,799	17%	10,800
MIAMI BEACH CONVENTION CENTER		10,245	518	5%	10,763
PLANTATION GENERAL HOSPITAL		9,069	1,654	15%	10,723
ADVENT HEALTH - WESLEY CHAPEL	14	9,468	982	9%	10,464
LARKIN COMMUNITY HOSPITAL INC DBA CARDIOTROPIC		6,819	3,620	35%	10,439
EXPRESS GENE MOLECULAR DIAGNOSTICS LABORATORY		8,973	1,426	14%	10,399

COVID-19: testing by laboratory

Data through Mar 10, 2021 verified as of Mar 11, 2021 at 09:25 AM

Data in this report are provisional and subject to change.

The numbers in the table below represent the number of Florida and non-Florida residents for whom test results were received by the Department of Health. A person can be tested by more than one laboratory and can have both positive and negative results. **Therefore, the sum of the numbers in each column will be larger than the total number of people tested.**

Reporting lab	Inconclusive	Negative	Positive	Percent positive	Total
FLORIDA MEDICAL CENTER - A CAMPUS OF NORTH SHORE	2	9,088	1,257	12%	10,347
DOCTORS HOSPITAL	7	8,575	1,655	16%	10,237
CENTRAL FLORIDA REGIONAL HOSPITAL		9,145	1,058	10%	10,203
AMERICAN FAMILY CARE	1	5,820	4,374	43%	10,195
SARKIS CLINICAL TRIALS	25	8,820	1,264	13%	10,109
LEON MEDICAL CENTERS LLC		7,963	2,112	21%	10,075
NORTHSIDE HOSPITAL AND HEART INSTITUTE		9,019	1,008	10%	10,027
SRQ DRIVE THROUGH☐		8,944	905	9%	9,849
CORAL SPRINGS MED CTR		8,884	960	10%	9,844
LABSTAT LLC	9	9,357	443	5%	9,809
ADVENTHEALTH CENTRA CARE WATERFORD LAKES		8,204	1,578	16%	9,782
JOHNS HOPKINS ALL CHILDREN'S HOSPITAL		9,100	642	7%	9,742
CernerELR_Advent		8,446	1,281	13%	9,727
AVECINA	20	8,997	702	7%	9,719
P4 CLINICAL, LLC	204	8,525	958	10%	9,687
AVECINA MEDICAL	4	6,203	3,468	36%	9,675
FLORIDA HOSPITAL DELAND	10	8,445	1,202	12%	9,657
NCF DIAGNOSTICS & DNA TECHNOLOGIES LAB	157	8,980	505	5%	9,642
PALM BEACH BALL PARK		8,606	1,021	11%	9,627
BOSTON HEART DIAGNOSTICS CORP		8,270	1,198	13%	9,468
BAPTIST HEALTH SOUTH FLORIDA - COUNTRY WALK URGENT CARE		7,671	1,597	17%	9,268
WEST PALM HOSPITAL LAB		8,480	740	8%	9,220
OCALA REGIONAL MEDICAL CENTER		7,862	1,185	13%	9,047
HEALTHQUEST ESOTERICS		7,606	1,422	16%	9,028
ADVENTHEALTH CENTRA CARE ST CLOUD	1	7,780	1,238	14%	9,019
MEDARBOR DIAGNOSTICS	1	7,861	1,120	12%	8,982
CERNERELR_BAYCARE	43	8,320	616	7%	8,979
BROWARD HEALTH NORTH CLINICAL LABORATORY		7,927	1,013	11%	8,940
INFORM DIAGNOSTICS, INC		8,404	501	6%	8,905
FLORIDA HOSPITAL FLAGLER	29	8,032	812	9%	8,873
NORTH SHORE MEDICAL CENTER		7,367	1,504	17%	8,871
SYNERGY LABORATORIES	30	7,609	1,107	13%	8,746
FLORIDA HOSPITAL ZEPHYRHILLS	10	7,773	959	11%	8,742
LEE HEALTH - GULF COAST MEDICAL CENTER	2	7,001	1,723	20%	8,726
FLORIDA HOSPITAL OF CARROLLWOOD	23	7,368	1,190	14%	8,581
H LEE MOFFITT CANCER CENTER LABORATORY	1	8,170	224	3%	8,395
AVECINA MEDICAL OAKLEAF	3	6,977	1,330	16%	8,310
SANTA ROSA MEDICAL CENTER		6,793	1,426	17%	8,219
CLEVELAND CLINIC MARTIN SOUTH HOSPITAL	1	7,318	898	11%	8,217
CERNERELR_BAPTISTMIAMI	31	7,313	862	11%	8,206
BAPTIST HEALTH - BEACHES		7,556	647	8%	8,203
SOUTH BAY HOSPITAL CLINICAL LAB	1	7,309	877	11%	8,187
BAPTIST HEALTH SOUTH FLORIDA - MIAMI LAKES URGENT CARE		6,335	1,719	21%	8,054
GENE BY GENE, GENOMICS RESEARCH CENTER LAB	44	7,454	485	6%	7,983
BAYCARE COMMUNITY HEALTH		7,791	191	2%	7,982
MEMORIAL HOSPITAL WEST LABORATORY SERVICES	14	7,231	722	9%	7,967
POINCIANA MEDICAL CENTER		6,239	1,720	22%	7,959

COVID-19: testing by laboratory

Data through Mar 10, 2021 verified as of Mar 11, 2021 at 09:25 AM

Data in this report are provisional and subject to change.

The numbers in the table below represent the number of Florida and non-Florida residents for whom test results were received by the Department of Health. A person can be tested by more than one laboratory and can have both positive and negative results. **Therefore, the sum of the numbers in each column will be larger than the total number of people tested.**

Reporting lab	Inconclusive	Negative	Positive	Percent positive	Total
ANNE BATES LEACH EYE HOSPITAL/ ABLEH MICROBIOLOGY LABORATORY	9	7,746	109	1%	7,864
ISPM LABS, LLC DBA CAPSTONE DIAGNOSTICS, LLC		7,377	385	5%	7,762
MEMORIAL HOSPITAL MICRO		7,226	518	7%	7,744
CLEVELAND CLINIC MARTIN NORTH HOSPITAL		6,837	882	11%	7,719
KD MEDICAL CHOICE LLC	5	6,910	726	10%	7,641
ADVENTHEALTH CENTRA CARE CLERMONT		6,577	1,059	14%	7,636
WEST MARION COMMUNITY HOSPITAL LAB		6,345	1,291	17%	7,636
NCH NORTH NAPLES HOSPITAL LAB	15	6,733	830	11%	7,578
ADVENTHEALTH CENTRA CARE UNIVERSITY	1	6,724	848	11%	7,573
ST LUCIE MEDICAL CENTER		6,045	1,444	19%	7,489
ADVENTHEALTH CENTRA CARE WINTER PARK		6,674	728	10%	7,402
ADVENTHEALTH CENTRA CARE WINTER GARDEN	1	6,570	809	11%	7,380
LAKEWOOD RANCH MEDICAL CENTER		6,787	584	8%	7,371
MORTON PLANT-MEASE	5	6,658	694	9%	7,357
ARCPOINT LABS OF FORT MYERS	4	6,430	896	12%	7,330
FLORIDA HOSPITAL FISH MEMORIAL	19	6,202	1,084	15%	7,305
ADVENTHEALTH CENTRA CARE LAKELAND	1	6,140	921	13%	7,062
BAPTIST HEALTH SOUTH FLORIDA - WESTCHESTER URGENT CARE		5,750	1,253	18%	7,003
INDIAN RIVER MEDICAL CENTER		6,091	904	13%	6,995
FLORIDA HOSPITAL Ocala		5,981	919	13%	6,900
NCH DOWNTOWN NAPLES HOSPITAL	15	6,242	625	9%	6,882
ADVENTHEALTH CENTRA CARE LEE ROAD		6,130	698	10%	6,828
LUMINUS DIAGNOSTICS		6,274	553	8%	6,827
ADVENTHEALTH CENTRA CARE DR PHILLIPS		6,155	653	10%	6,808
HIALEAH HOSPITAL	4	5,285	1,499	22%	6,788
AVERO DIAGNOSTICS - IRVING	11	6,242	471	7%	6,724
BAPTIST HEALTH SOUTH FLORIDA - DORAL URGENT CARE		5,374	1,323	20%	6,697
MEDEXPRESS URGENT CARE	2	4,513	2,091	32%	6,606
VISTA CLINICAL	8	3,875	2,712	41%	6,595
OVIEDO MEDICAL CENTER		5,858	681	10%	6,539
ATLANTIS URGENT CARE	6	4,932	1,599	24%	6,537
BAYFRONT HEALTH - PORT CHARLOTTE		6,004	514	8%	6,518
ADVENTHEALTH CENTRA CARE HUNTERS CREEK	3	5,634	874	13%	6,511
HOLIDAY CVS LLC		6,174	295	5%	6,469
BAPTIST HEALTH - NASSAU		6,110	349	5%	6,459
UNKNOWN	3	3,361	3,034	47%	6,398
ADVENTHEALTH CENTRA CARE SANFORD		5,642	729	11%	6,371
COMMUNITY HEALTH CENTERS OF PINELLAS INC		5,070	1,271	20%	6,341
EMERALD COAST URGENT CARE		4,881	1,460	23%	6,341
IMPERIAL POINT MEDICAL CENTER		5,795	543	9%	6,338
NCH NORTH NAPLES HOSPITAL	8	5,609	671	11%	6,288
ADVENTHEALTH CENTRA CARE LAKE MARY	2	5,467	813	13%	6,282
ADVENTHEALTH CENTRA CARE MOUNT DORA		5,270	994	16%	6,264
SOLARIS DIAGNOSTICS	10	5,680	574	9%	6,264
ST JOSEPHS NORTH HOSPITAL LAB	7	5,369	886	14%	6,262
MEDEXPRESS URGENT CARE OF BOYNTON BEACH LLC		5,777	458	7%	6,235
ST PETERSBURG GENERAL HOSPITAL		5,242	940	15%	6,182

COVID-19: testing by laboratory

Data through Mar 10, 2021 verified as of Mar 11, 2021 at 09:25 AM

Data in this report are provisional and subject to change.

The numbers in the table below represent the number of Florida and non-Florida residents for whom test results were received by the Department of Health. A person can be tested by more than one laboratory and can have both positive and negative results. **Therefore, the sum of the numbers in each column will be larger than the total number of people tested.**

Reporting lab	Inconclusive	Negative	Positive	Percent positive	Total
ADVENTHEALTH CENTRA CARE APOPKA	1	5,320	859	14%	6,180
ADVENTHEALTH CENTRA CARE KISSIMMEE		5,558	621	10%	6,179
FORT WALTON BEACH MEDICAL CENTER		5,169	888	15%	6,057
ADVENTIST HEALTH SYSTEMS, SUNBELT INC		5,233	734	12%	5,967
CLINICAL REFERENCE LABORATORY	2	5,647	297	5%	5,946
SUNCOAST PATHOLOGY ASSOCIATES		5,400	515	9%	5,915
BAYFRONT HEALTH - VENICE REGIONAL MEDICAL	1	5,374	537	9%	5,912
EMPIRE CITY LABORATORIES INC	68	4,955	805	14%	5,828
EGLIN AIR FORCE BASE	13	4,171	1,608	28%	5,792
MEDEXPRESS URGENT CARE HUDSON		5,011	775	13%	5,786
ADVENTHEALTH CENTRA CARE ALTAMONTE		5,056	713	12%	5,769
FLORIDA HOSPITAL NORTH PINELLAS	11	5,270	468	8%	5,749
BAPTIST HEALTH SOUTH FLORIDA - PEMBROKE PINES URGENT CARE		4,750	948	17%	5,698
PARAMOUNT URGENT CARE	2	2,900	2,766	49%	5,668
NORTHWEST FLORIDA COMMUNITY HOSPITAL	40	4,135	1,420	25%	5,595
URGENT CARE OF THE PALM BEACHES		4,683	894	16%	5,577
MICROGEN DX	4	4,830	694	13%	5,528
ADVENTHEALTH EXPRESS CARE		4,520	988	18%	5,508
DYNIX DIAGNOSTIX		4,994	498	9%	5,492
QDX PATHOLOGY SERVICES	2	5,108	379	7%	5,489
SOUTH FLORIDA BAPTIST HOSPITAL MICRO	4	4,584	900	16%	5,488
SUNRISE MEDICAL LABORATORIES	2	5,073	378	7%	5,453
ANGEL KIDS PEDIATRICS		5,140	310	6%	5,450
TROPICANA FIELD - LOT 2	19	4,936	490	9%	5,445
ADVENTHEALTH CENTRA CARE AZALEA PARK		4,647	777	14%	5,424
DOCTORS URGENT CARE LLC	1	4,398	1,002	19%	5,401
LEE HEALTH CONVENIENT CARE - PAGE FIELD		4,767	630	12%	5,397
AHCC WESLEY CHAPEL		4,804	587	11%	5,391
PRO CLINIC		4,273	1,064	20%	5,337
PUTNAM COMMUNITY MEDICAL CENTER		4,649	684	13%	5,333
ADVENTHEALTH CENTRA CARE OVIEDO		4,537	737	14%	5,274
COASTAL MED URGENT CARE		3,788	1,485	28%	5,273
MARTIN HOSPITAL SOUTH LAB		4,966	288	5%	5,254
MEDICAL DNA LABS LLC	3	4,745	456	9%	5,204
BAPTIST HEALTH SOUTH FLORIDA - CORAL SPRINGS URGENT CARE		4,434	725	14%	5,159
FLORIDA COMMUNITY HEALTH CENTER		4,065	1,069	21%	5,134
TRINITY SPRINGS		4,356	729	14%	5,085
ESCAMBIA COMMUNITY CLINICS INC	8	3,802	1,249	25%	5,059
FLORIDA FAMILY LABORATORY, INC DBA	40	4,594	415	8%	5,049
MINUTECLINIC		4,344	693	14%	5,037
ACUTIS DIAGNOSTICS	17	4,005	1,002	20%	5,024
ADVENT HEALTH - HEART OF FLORIDA ER	1	4,329	693	14%	5,023
UNIVERSITY HOSPITAL AND MEDICAL CENTER		3,817	1,192	24%	5,009
ADVENTHEALTH CENTRA CARE LONGWOOD		4,407	591	12%	4,998
MINUTECLINIC LLC #3703		4,105	886	18%	4,991
HEALTH FIRST ADVENTHEALTH CENTRA CARE - TITUSVILLE		4,226	746	15%	4,972
URGENT CARE CURE	2	4,249	703	14%	4,954

COVID-19: testing by laboratory

Data through Mar 10, 2021 verified as of Mar 11, 2021 at 09:25 AM

Data in this report are provisional and subject to change.

The numbers in the table below represent the number of Florida and non-Florida residents for whom test results were received by the Department of Health. A person can be tested by more than one laboratory and can have both positive and negative results. **Therefore, the sum of the numbers in each column will be larger than the total number of people tested.**

Reporting lab	Inconclusive	Negative	Positive	Percent positive	Total
BAPTIST HEALTH - NORTH		3,871	1,066	22%	4,937
ADVENTHEALTH CENTRA CARE SOUTH ORANGE		4,237	691	14%	4,928
ADVENTHEALTH CENTRA CARE ORANGE LAKE		4,367	551	11%	4,918
DOCTORS URGENT CARE OF LUTZ LLC	1	3,938	956	20%	4,895
PALMS OF PASADENA HOSPITAL		4,327	524	11%	4,851
ADVENTHEALTH CENTRA CARE PORT ORANGE		4,056	772	16%	4,828
MEDEXPRESS URGENT CARE - ESTERO		4,323	493	10%	4,816
MEDEXPRESS URGENT CARE - ROYAL PALM BEACH		4,278	495	10%	4,773
BAPTIST HEALTH SOUTH FLORIDA - TAMiami TRAIL URGENT CARE		3,842	922	19%	4,764
PEDIATRIC HEALTH CARE ALLIANCE PA		4,364	393	8%	4,757
THE CENTER FOR URGENT CARE	3	3,963	787	17%	4,753
BAPTIST HEALTH SOUTH FLORIDA - KENDALE LAKES URGENT CARE		3,799	920	19%	4,719
ADVENTHEALTH CENTRA CARE SAND LAKE		4,231	483	10%	4,714
LABORATORY OF FLORIDA LLC	40	4,328	343	7%	4,711
DOCTORS HOSPITAL OF SARASOTA CLINICAL LABORATORY		4,103	600	13%	4,703
WESTCHESTER HOSPITAL	23	3,795	875	19%	4,693
ADVENTHEALTH CENTRA CARE LEESBURG		3,837	853	18%	4,690
MEDEXPRESS URGENT CARE - GOLDEN GATE		4,136	517	11%	4,653
HEALTH FIRST ADVENTHEALTH CENTRA CARE GATEWAY	1	4,181	464	10%	4,646
TALLAHASSEE PRIMARY CARE ASSOCIATES		4,065	570	12%	4,635
MEDEXPRESS URGENT CARE PALM BEACH GARDENS		4,214	397	9%	4,611
MEDCOMP SCIENCES LLC	91	2,647	1,868	41%	4,606
NIGHT LITE PEDIATRICS	4	3,341	1,254	27%	4,599
RAULERSON HOSPITAL		3,790	783	17%	4,573
BAPTIST HEALTH SOUTH FLORIDA - CORAL GABLES (UNIVERSITY) URGENT CARE		3,934	621	14%	4,555
MOFFITT CANCER CENTER	6	4,398	97	2%	4,501
BAPTIST HEALTH SOUTH FLORIDA - PINECREST URGENT CARE		3,851	610	14%	4,461
MEASE DUNEDIN HOSPITAL	5	3,994	453	10%	4,452
BAPTIST HEALTH SOUTH FLORIDA - CORAL GABLES URGENT CARE		3,687	739	17%	4,426
SPORTS DRUG TESTING LABORATORY	67	4,162	127	3%	4,356
MINUTECLINIC LLC #1067		3,770	558	13%	4,328
PARAMOUNT URGENT CARE - WINDERMERE	2	2,825	1,493	35%	4,320
BAPTIST HEALTH SOUTH FLORIDA - PALMETTO BAY URGENT CARE		3,609	688	16%	4,297
MEDEXPRESS URGENT CARE - LAKELAND		3,752	514	12%	4,266
BAYFRONT HEALTH - SEVEN RIVERS		3,877	366	9%	4,243
PALMS MEDICAL GROUP	5	2,966	1,269	30%	4,240
MINUTECLINIC LLC		3,656	580	14%	4,236
BETHESDA HOSPITAL WEST		3,797	434	10%	4,231
ASCENSION SACRED HEART - EMERALD COAST		3,513	713	17%	4,226
VENTURE MEDICAL OF FLORIDA LLC		3,845	314	8%	4,159
MINUTECLINIC LLC #8396		3,521	601	15%	4,122
GENESIS DIAGNOSTICS		3,867	242	6%	4,109
PREMIER URGENT CARE OF BREVARD LLC	3	3,567	508	12%	4,078
BAYA PHARMACY & URGENT CARE		2,983	1,078	27%	4,061
NIGHT LITE PEDIATRICS URGENT CARE	1	3,414	638	16%	4,053
US BIOTEK LABORATORIES	15	3,665	366	9%	4,046
TWIN CITIES HOSPITAL	1	3,534	503	12%	4,038

COVID-19: testing by laboratory

Data through Mar 10, 2021 verified as of Mar 11, 2021 at 09:25 AM

Data in this report are provisional and subject to change.

The numbers in the table below represent the number of Florida and non-Florida residents for whom test results were received by the Department of Health. A person can be tested by more than one laboratory and can have both positive and negative results. **Therefore, the sum of the numbers in each column will be larger than the total number of people tested.**

Reporting lab	Inconclusive	Negative	Positive	Percent positive	Total
MEMORIAL HOSPITAL- MIRAMAR	12	3,694	307	8%	4,013
PHYSICIANS REGIONAL MEDICAL CENTER - PINE RIDGE RD	1	3,265	739	18%	4,005
AMELIA URGENT CARE		2,420	1,585	40%	4,005
ADVENTHEALTH PROMPT CARE	2	2,887	1,112	28%	4,001
BAYFRONT HEALTH - BROOKSVILLE		3,525	468	12%	3,993
ADVENTHEALTH CENTRA CARE COLONIAL TOWN	2	3,490	405	10%	3,897
DOCTORS TEST CENTERS		3,449	444	11%	3,893
DESOTO MEMORIAL HOSPITAL	3	3,188	695	18%	3,886
ADVENTHEALTH CENTRA CARE		3,448	425	11%	3,873
MINUTECLINIC LLC # 0709		3,307	557	14%	3,864
ENGLEWOOD COMMUNITY HOSPITAL		3,467	346	9%	3,813
LEE DAVIS COMMUNITY RESOURCE CENTER		3,322	457	12%	3,779
BAYFRONT HEALTH - PUNTA GORDA		3,487	279	7%	3,766
ACCU REFERENCE MEDICAL LAB	9	2,974	775	21%	3,758
LAKESIDE MEDICAL CENTER		2,886	786	21%	3,672
HOLMES REG MED CENTER CLINICAL LAB		3,179	492	13%	3,671
ALTRU DIAGNOSTICS INC	2	3,502	162	4%	3,666
BAPTIST HEALTH SOUTH FLORIDA - DAVIE URGENT CARE		2,982	630	17%	3,612
CLARITY LAB SOLUTIONS LLC		3,608	4	0%	3,612
SIPARADIGM LLC	52	3,294	244	7%	3,590
BAYFRONT HEALTH - SPRING HILL		3,260	309	9%	3,569
MEDEXPRESS URGENT CARE CAPE CORAL		3,045	503	14%	3,548
ADVENTIST HEALTH SYSTEMS SUNBELT IN DBA		3,132	382	11%	3,514
WELLINGTON REGIONAL MEDICAL CENTER		3,195	302	9%	3,497
PHARMCO RX	2	3,239	241	7%	3,482
MINUTE CLINIC LLC		3,024	450	13%	3,474
QUICK CARE MED PL	2	2,802	639	19%	3,443
BAPTIST HEALTH SOUTH FLORIDA - WESTON URGENT CARE		3,000	417	12%	3,417
MIDWAY SPECIALTY CARE CENTER DIAGNOSTICS	38	3,119	238	7%	3,395
IMMOKALEE CHD		3,155	234	7%	3,389
BARTOW REGIONAL MEDICAL CENTER	1	2,799	531	16%	3,331
HIGHLANDS REGIONAL MEDICAL CENTER		2,587	734	22%	3,321
MINUTECLINIC LLC #3631		2,801	498	15%	3,299
HEALTH FIRST ADVENTHEALTH CENTRA CARE COCOA		2,987	311	9%	3,298
MC DIAGNOSTIC OF CONNECTICUT, PC #2220		2,824	449	14%	3,273
MINUTECLINIC LLC 5852		2,753	477	15%	3,230
PROHEALTH	3	1,665	1,557	48%	3,225
BAPTIST HEALTH URGENT CARE AT SAWGRASS		2,692	531	16%	3,223
PRECISION HEALTH SOLUTIONS		3,041	171	5%	3,212
BRASHEAR'S VITAL CARE CORP		2,554	651	20%	3,205
MEDEXPRESS URGENT CARE LEHIGH ACRES		2,788	401	13%	3,189
MINUTECLINIC LLC #3463		2,666	511	16%	3,177
BAPTIST HEALTH SOUTH FLORIDA - BRICKELL URGENT CARE		2,620	535	17%	3,155
VERILY LIFE SCIENCES		3,111	34	1%	3,145
MINUTECLINIC LLC #5249		2,493	619	20%	3,112
HEALTH FIRST ADVENTHEALTH CENTRA CARE MALABAR		2,787	304	10%	3,091
HOLIDAY CVS LLC DBA CVS PHARMACY #5154		3,006	82	3%	3,088

COVID-19: testing by laboratory

Data through Mar 10, 2021 verified as of Mar 11, 2021 at 09:25 AM

Data in this report are provisional and subject to change.

The numbers in the table below represent the number of Florida and non-Florida residents for whom test results were received by the Department of Health. A person can be tested by more than one laboratory and can have both positive and negative results. **Therefore, the sum of the numbers in each column will be larger than the total number of people tested.**

Reporting lab	Inconclusive	Negative	Positive	Percent positive	Total
SELECT LABORATORIES - MARION COUNTY, FL LLC	5	2,775	306	10%	3,086
FAU		2,871	210	7%	3,081
MEDEXPRESS URGENT CARE - DELAND		2,745	325	11%	3,070
MINUTECLINIC LLC #5253		2,536	523	17%	3,059
ADVENTHEALTH CENTRA CARE KIDS LAKE MARY		2,815	224	7%	3,039
WALGREEN CO	2	2,693	339	11%	3,034
CARENOW URGENT CARE		1,831	1,157	39%	2,988
ADVENT HEALTH CENTRA CARE -WINTER PARK KIDS URGENT CARE	4	2,720	256	9%	2,980
PRIMEHEALTH URGENT CARE INC		2,545	420	14%	2,965
VETERANS AFFAIRS MEDICAL CENTER - ORLANDO	1	1,343	1,585	54%	2,929
MEMORIAL HOSPITAL PEMBROKE	3	2,562	341	12%	2,906
ADVENT HEALTH - NEW SMYRNA		2,334	570	20%	2,904
BMCT Molecular Diagnostics Subsection		2,392	497	17%	2,889
STONE CLINICAL LABORATORIES		2,790	96	3%	2,886
WALGREENS ORLANDO	3	2,536	340	12%	2,879
MEDONE PLLC		2,163	713	25%	2,876
MINUTECLINIC LLC #5190		2,387	485	17%	2,872
PARAMOUNT URGENT CARE INC		1,066	1,802	63%	2,868
MARION E FETHER MEDICAL CENTER, THE		2,607	242	8%	2,849
MINUTECLINIC LLC #5854		2,372	451	16%	2,823
ACCESS POINT HEALTHCARE URGENT & PRIMARY CARE	2	2,128	672	24%	2,802
MARINERS HOSPITAL	1	2,533	264	9%	2,798
BAPTIST HEALTH - CLAY		2,417	380	14%	2,797
BAPTIST HEALTH EMERGENCY CENTER COUNTRY WALK	1	2,353	432	16%	2,786
MINUTECLINIC LLC #4415		2,328	443	16%	2,771
NXGEN MDX LLC	4	2,458	297	11%	2,759
BLUE MED CONSULTANTS		2,649	107	4%	2,756
GESSLER CLINIC	2	1,856	894	32%	2,752
SCION LAB SERVICES LLC	25	2,523	201	7%	2,749
MEDEXPRESS URGENT CARE - VERO BEACH		2,389	359	13%	2,748
CITRUS MEMORIAL HOSPITAL LABORATORY		2,248	461	17%	2,709
SACRED HEART HEALTH SYSTEM, INC	1	1,827	867	32%	2,695
LOWER KEYS MEDICAL CENTER		2,414	268	10%	2,682
PARAMOUNT URGENT CARE - ORLANDO		1,735	912	34%	2,647
BAPTIST HEALTHCARE - GULF BREEZE HOSPITAL	3	2,189	454	17%	2,646
EMERALD COAST URGENT CARE, LLC	1	1,968	660	25%	2,629
MINUTECLINIC LLC #3662		2,238	386	15%	2,624
CELESTA MEDICAL SERVICES LLC DBA - AMERICAN RESEARCH LABS		2,393	227	9%	2,620
PARAMOUNT URGENT CARE - OVIEDO		1,793	820	31%	2,613
MINUTECLINIC LLC #7886		2,245	347	13%	2,592
MEDEXPRESS FORT MYERS		2,271	318	12%	2,589
MEDEXPRESS URGENT CARE CORAL SPRINGS		2,318	259	10%	2,577
MINUTECLINIC, LLC #4015		1,993	583	23%	2,576
ADVENT HEALTH - OCALA		2,124	447	17%	2,571
BAPTIST HEALTH - OAKLEAF		2,124	437	17%	2,561
ADVENTHEALTH CENTRA CARE CONWAY		2,155	376	15%	2,531
MINUTECLINIC LLC #5214		2,172	353	14%	2,525

COVID-19: testing by laboratory

Data through Mar 10, 2021 verified as of Mar 11, 2021 at 09:25 AM

Data in this report are provisional and subject to change.

The numbers in the table below represent the number of Florida and non-Florida residents for whom test results were received by the Department of Health. A person can be tested by more than one laboratory and can have both positive and negative results. **Therefore, the sum of the numbers in each column will be larger than the total number of people tested.**

Reporting lab	Inconclusive	Negative	Positive	Percent positive	Total
MINUTECLINIC LLC #7887		2,222	288	11%	2,510
MINUTECLINIC LLC #1771		2,094	390	16%	2,484
MINUTECLINIC LLC # 0514		2,198	282	11%	2,480
EMERALD COAST URGENT CARE LLC		1,804	654	27%	2,458
BAPTIST HEALTH SOUTH FLORIDA - MIAMI BEACH URGENT CARE		2,104	352	14%	2,456
MINUTECLINIC LLC # 3930		2,114	339	14%	2,453
MINUTECLINIC LLC #4458		2,009	438	18%	2,447
MINUTECLINIC LLC #3814		2,053	378	16%	2,431
MINUTECLINIC LLC #1055		1,951	475	20%	2,426
MEDEXPRESS URGENT CARE - CLEWISTON		2,024	389	16%	2,413
COMMUNITY HEALTH NORTHWEST FLORIDA	4	1,856	549	23%	2,409
ADVENTHEALTH CENTRA CARE WINTER HAVEN	1	1,643	740	31%	2,384
MINUTECLINIC LLC # 3686		2,045	329	14%	2,374
PHYSICIANS STAT LAB	3	1,066	1,303	55%	2,372
MINUTECLINIC LLC #7225		2,037	330	14%	2,367
BAY MEDICAL CENTER SACRED HEART HEALTH SYSTEM		1,803	561	24%	2,364
MINUTECLINIC LLC #3003		1,882	469	20%	2,351
CAREFAST+	1	1,616	714	31%	2,331
LEE HEALTH - COCONUT POINT CLINICAL LAB	2	1,872	433	19%	2,307
PHYSICIAN ASSOCIATES		2,068	239	10%	2,307
KEYS AHEC SCHOOL MEDICAL CLINIC	14	2,163	119	5%	2,296
MINUTECLINIC LLC #3705		2,002	286	13%	2,288
DR G'S URGENT CARE		1,988	299	13%	2,287
DONALD W ROBERTSON DO PA		1,784	503	22%	2,287
MINUTECLINIC, LLC #3204		1,900	387	17%	2,287
MINUTECLINIC LLC #7973		1,982	298	13%	2,280
MINUTECLINIC LLC #3291		1,987	286	13%	2,273
EXACT SCIENCES LABORATORIES, LLC		2,055	211	9%	2,266
MINUTECLINIC LLC #3257		1,880	386	17%	2,266
PHYSICIANS REGIONAL MEDICAL CENTER - COLLIER BLVD	1	1,526	722	32%	2,249
MEDEXPRESS URGENT CARE BOCA RATON		2,044	203	9%	2,247
PATIENTS FIRST - THOMASVILLE ROAD		1,983	262	12%	2,245
BAYFRONTVENICEREGIONAL		2,154	90	4%	2,244
WHOLE FAMILY HEALTH CENTER INC		1,864	369	17%	2,233
PRIMEHEALTH URGENT CARE	1	1,865	361	16%	2,227
PHYSICIANS PRIMARY CARE	2	1,989	228	10%	2,219
AMELIA EXPRESS CARE LLC	10	1,889	312	14%	2,211
MINUTECLINIC, LLC #5817		1,803	391	18%	2,194
MINUTECLINIC LLC # 7933		1,931	260	12%	2,191
FLORIDA MEDICAL CLINIC	3	1,004	1,182	54%	2,189
MINUTECLINIC LLC #5069		1,821	365	17%	2,186
TAMPA COMMUNITY HOSPITAL		1,864	321	15%	2,185
MINUTECLINIC LLC #3748		1,765	408	19%	2,173
CORE DIAGNOSTIC LABORATORIES LLC	17	1,830	322	15%	2,169
ADVENT HEALTH - DADE CITY		1,897	272	13%	2,169
ASSOCIATED PATHOLOGISTS, LLC	3	1,773	382	18%	2,158
ASCENSION SACRED HEART - GULF		1,634	521	24%	2,155

COVID-19: testing by laboratory

Data through Mar 10, 2021 verified as of Mar 11, 2021 at 09:25 AM

Data in this report are provisional and subject to change.

The numbers in the table below represent the number of Florida and non-Florida residents for whom test results were received by the Department of Health. A person can be tested by more than one laboratory and can have both positive and negative results. **Therefore, the sum of the numbers in each column will be larger than the total number of people tested.**

Reporting lab	Inconclusive	Negative	Positive	Percent positive	Total
AFC PHYSICIANS OF FLORIDA		1,631	519	24%	2,150
MINUTECLINIC, LLC (CLINIC 10699)		1,852	293	14%	2,145
MINUTECLINIC LLC #7173		1,875	259	12%	2,134
BOND URGENT CARE LLC		1,598	533	25%	2,131
MINUTECLINIC LLC #5924		1,819	311	15%	2,130
MINUTECLINIC LLC #3255		1,846	283	13%	2,129
UNIVERSITY OF NORTH FLORIDA STUDENT HEALTH		2,039	69	3%	2,108
MINUTECLINIC LLC #5216		1,808	297	14%	2,105
CHARLES AIESI CONSULTING INC	9	1,841	239	11%	2,089
MINUTECLINIC LLC #4612		1,674	414	20%	2,088
MINUTECLINIC LLC #4024		1,799	288	14%	2,087
MINUTECLINIC LLC #3654		1,732	353	17%	2,085
PARRISH MEDICAL CENTER	1	1,821	257	12%	2,079
MINUTECLINIC LLC # 3579		1,753	318	15%	2,071
INTELEX LABS, LLC		1,999	64	3%	2,063
HEALTH CARE DISTRICT OF PALM BEACH COUNTY	1	1,861	195	9%	2,057
EMERGENCY PHYSICIANS MEDICAL CENTER		978	1,072	52%	2,050
FLOWERS HOSPITAL		1,861	188	9%	2,049
MEDIQUICK URGENT CARE CENTERS INC		1,482	558	27%	2,040
JACKSON HOSPITAL CLINICAL LABORATORY		1,705	289	14%	1,994
MINUTECLINIC LLC #3648		1,611	382	19%	1,993
MINUTECLINIC LLC #3285		1,726	266	13%	1,992
JUPITER MEDICAL CENTER URGENT CARE		1,511	466	24%	1,977
MEDIPATH LLC		1,628	337	17%	1,965
GENUS3		1,883	72	4%	1,955
AFC PHYSICIANS OF FLORIDA PA		1,485	468	24%	1,953
DOC SMILEY'S URGENT CARE		1,706	247	13%	1,953
MINUTECLINIC LLC #1807		1,640	313	16%	1,953
MINUTECLINIC LLC #3635		1,702	247	13%	1,949
NCHMD INC		1,634	309	16%	1,943
LAKE WALES MEDICAL CENTER INC		1,680	255	13%	1,935
MINUTECLINIC LLC #4201		1,679	241	13%	1,920
MEDEXPRESS PORT CHARLOTTE		1,741	176	9%	1,917
PENSACOLA PEDIATRICS PA	1	1,726	167	9%	1,894
MEDFAST URGENT CARE CENTERS LLC		564	1,325	70%	1,889
MINUTECLINIC LLC #1821		1,700	183	10%	1,883
NCH NORTHEAST	7	1,457	404	22%	1,868
MINI ER WATERFORD LAKES, THE		1,603	262	14%	1,865
MARTIN HEALTH SYSTEM - ST LUCIE WEST		1,678	170	9%	1,848
MINUTECLINIC LLC #476		1,582	253	14%	1,835
DOC SMILEYS URGENT CARE LLC		1,484	340	19%	1,824
BARDMOOR LABORATORY	9	1,526	266	15%	1,801
MINUTECLINIC LLC #1350		1,555	235	13%	1,790
MINUTECLINIC LLC #8381		1,534	252	14%	1,786
LITTLE PINE PEDIATRICS	1	1,511	273	15%	1,785
MINUTECLINIC LLC #6007		1,526	235	13%	1,761
OPTUM LABS LLC	1	1,581	174	10%	1,756

COVID-19: testing by laboratory

Data through Mar 10, 2021 verified as of Mar 11, 2021 at 09:25 AM

Data in this report are provisional and subject to change.

The numbers in the table below represent the number of Florida and non-Florida residents for whom test results were received by the Department of Health. A person can be tested by more than one laboratory and can have both positive and negative results. **Therefore, the sum of the numbers in each column will be larger than the total number of people tested.**

Reporting lab	Inconclusive	Negative	Positive	Percent positive	Total
RIVER TOWN DIAGNOSTIC LLC		1,470	286	16%	1,756
KETAMINE HEALTH CENTERS LLC	1	1,585	146	8%	1,732
Community_Health		1,533	199	11%	1,732
STEWARD ROCKLEDGE HOSPITAL	1	1,480	250	14%	1,731
FIU-HEALTH AUXILIARY LABORATORY	6	1,601	100	6%	1,707
SPARROW HEALTHCARE	2	1,441	253	15%	1,696
MINUTECLINIC, LLC # 4469		1,461	234	14%	1,695
NEIGHBORHOOD MEDICAL CENTER INC	17	1,499	178	11%	1,694
JW PLASTIC SURGERY		1,449	244	14%	1,693
IGENOMIX USA LLC	47	1,482	157	9%	1,686
NORTH SHORE LONG ISLAND JEWISH HEALTH	1	1,591	85	5%	1,677
LABORATORY SPECIALISTS OF MICHIGAN		1,388	288	17%	1,676
BAPTIST HEALTH EMERGENCY CENTER AT WEST CORAL WAY		1,318	349	21%	1,667
GENOME LLC	2	1,524	124	8%	1,650
MINUTECLINIC LLC #3637		1,305	336	20%	1,641
GENESIS LABORATORY MANAGEMENT	14	1,382	230	14%	1,626
MINUTECLINIC LLC #1815		1,434	190	12%	1,624
LABTECH DIAGNOSTIC		1,337	286	18%	1,623
BAYFRONT HEALTH - CITRUS HILLS		1,401	212	13%	1,613
OPTEO LABORATORY		1,565	34	2%	1,599
ELLENTON URGENT CARE		1,361	234	15%	1,595
MINUTECLINIC LLC #3236		1,364	231	14%	1,595
MINUTECLINIC LLC #5157		1,384	209	13%	1,593
LAKELAND REGIONAL HEALTH PABLO		1,375	209	13%	1,584
SHELL POINT NURSING PAVILION	1	1,504	71	5%	1,576
MELBOURNE MEDICAL LABORATORY☐	2	1,365	202	13%	1,569
ASSURANCE SCIENTIFIC LABORATORIES	1	1,279	283	18%	1,563
MINUTECLINIC, LLC #3245		1,230	290	19%	1,520
ARCPOINT LABS		968	549	36%	1,517
WHITE WILSON MEDICAL CENTER		193	1,319	87%	1,512
MINUTECLINIC LLC #214		1,287	215	14%	1,502
BAPTIST HEALTH SOUTH FLORIDA - COUNTRY WALK URGENT CARE EXPRESS		1,272	226	15%	1,498
ED FRASER MEMORIAL HOSPITAL		1,245	244	16%	1,489
BIOCERNA LLC	9	1,285	164	11%	1,458
ADVANCE MEDICAL OF NAPLES		326	1,124	78%	1,450
UHEALTH DEERFIELD BEACH/UMSYLVESTER DEERFIELD BEACH LABORATORY	3	1,380	55	4%	1,438
ADVANCED MEDICAL OF NAPLES LLC		1,274	160	11%	1,434
FLORIDA DEPARTMENT OF HEALTH IN POLK COUNTY	2	1,112	314	22%	1,428
PATIENTS CHOICE LABORATORIES		831	592	42%	1,423
PROJECT HEALTH, INC SUMTERVILLE	5	1,164	251	18%	1,420
VITRO MOLECULAR LABORATORIES	49	1,282	86	6%	1,417
UNIVERSITY OF ALABAMA AT BIRMINGHAM		1,372	44	3%	1,416
COASTAL LABORATORIES	1	1,120	287	20%	1,408
MEDEXPRESS URGENT CARE - JAX ATLANTIC BLVD		1,201	200	14%	1,401
BAPTIST HEALTHCARE - JAY HOSPITAL	1	1,005	370	27%	1,376
PEDIATRIC HEALTH CARE ALLIANCE - NORTHDAL		1,257	116	8%	1,373
BAPTIST HEALTH SOUTH FLORIDA - KEY BISCANE URGENT CARE EXPRESS		1,203	167	12%	1,370

COVID-19: testing by laboratory

Data through Mar 10, 2021 verified as of Mar 11, 2021 at 09:25 AM

Data in this report are provisional and subject to change.

The numbers in the table below represent the number of Florida and non-Florida residents for whom test results were received by the Department of Health. A person can be tested by more than one laboratory and can have both positive and negative results. **Therefore, the sum of the numbers in each column will be larger than the total number of people tested.**

Reporting lab	Inconclusive	Negative	Positive	Percent positive	Total
EUROFINS NTD, LLC		1,320	44	3%	1,364
TEMPUS CLINICAL LABORATORY	10	1,202	148	11%	1,360
ASCENSION ST VINCENT'S - SOUTHSIDE		1,309	49	4%	1,358
PARAMOUNT URGENT CARE VILLAGES		912	424	32%	1,336
TREASURE COAST MEDICAL ASSOCIATES INC		747	585	44%	1,332
READY RESPONDERS FLORIDA, PLLC		1,154	177	13%	1,331
MEDICAL CONSULTANTS OF FLORIDA, LLC	1	1,125	203	15%	1,329
UHEALTH CLINIC AT WALGREENS		1,075	252	19%	1,327
SMA LAB	9	1,165	150	11%	1,324
FIRST QUALITY LABORATORY		1,236	87	7%	1,323
AMELIA EXPRESS CARE	1	715	598	46%	1,314
NYU HOSPITALS CENTER CLINICAL LABORATORIES		1,261	43	3%	1,304
CAREMED CLINIC LLC	1	1,014	276	21%	1,291
OPTUMCARE FLORIDA LLC		1,030	252	20%	1,282
VRL EUROFINS		1,237	37	3%	1,274
APALACHEE CORRECTIONAL INSTITUTION EAST UNIT		1,241	26	2%	1,267
ER QUICKCARE PL		1,085	182	14%	1,267
PROHEALTH MEDICAL CLINIC		649	616	49%	1,265
TOM LEE COMMUNITY HEALTH CENTER		827	430	34%	1,257
PATIENTS FIRST LAKE ELLA MEDICAL CENTER		1,117	140	11%	1,257
HOLIDAY CVS LLC DBA CVSPHARMACY #5155		1,182	57	5%	1,239
VAVA PARTNERS LLC		440	796	64%	1,236
VA PAIN CLINIC	4	1,181	46	4%	1,231
MINUTECLINIC LLC #8927		1,047	183	15%	1,230
ST ANNES NURSING CENTER		1,204	25	2%	1,229
CAREFAST MURABELLA		759	462	38%	1,221
CLINICORE		1,124	91	7%	1,215
LAB24 INC	3	533	669	56%	1,205
XPRESS URGENT CARE	4	1,018	180	15%	1,202
SOLARIS HEALTHCARE PALATKA		1,096	104	9%	1,200
PALM BAY HOSPITAL CLINICAL LABORATORY		842	355	30%	1,197
MINUTECLINIC LLC #5187		1,047	147	12%	1,194
ACCESS MEDICAL LABS		746	448	38%	1,194
PREMIER MEDICAL	1	1,097	94	8%	1,192
MYTEST DIAGNOSTICS		1,126	62	5%	1,188
STAGEZERO LIFE SCIENCES INC	3	1,068	99	8%	1,170
EPN URGENT CARE NAPLES	2	792	372	32%	1,166
NORTH FLORIDA PEDIATRICS-TALLAHASSEE	1	1,062	98	8%	1,161
PARAMOUNT URGENT CARE - CLERMONT		686	470	41%	1,156
SUNRISE URGENT CARE ASSOCIATES LLC D/B/A	7	752	394	34%	1,153
ADVANCED DIAGNOSTIC LABORATORY		1,103	47	4%	1,150
PROFESSIONAL HEALTH EXAMINERS DBA PROHEALTH	1	926	217	19%	1,144
MIAMI JEWISH HEALTH SYSTEMS		1,081	58	5%	1,139
CAPSTONE HEALTHCARE		802	330	29%	1,132
COASTAL PEDIATRIC GROUP		976	153	14%	1,129
ST PETERSBURG PEDIATRICS	1	1,017	111	10%	1,129
ADDICTION LABS OF AMERICA	3	1,043	77	7%	1,123

COVID-19: testing by laboratory

Data through Mar 10, 2021 verified as of Mar 11, 2021 at 09:25 AM

Data in this report are provisional and subject to change.

The numbers in the table below represent the number of Florida and non-Florida residents for whom test results were received by the Department of Health. A person can be tested by more than one laboratory and can have both positive and negative results. **Therefore, the sum of the numbers in each column will be larger than the total number of people tested.**

Reporting lab	Inconclusive	Negative	Positive	Percent positive	Total
VERITAS GENETICS	61	942	119	11%	1,122
NAPLES URGENT CARE	1	717	403	36%	1,121
PALM HARBOR PHARMACY		972	149	13%	1,121
ADVENTHEALTH CENTRA CARE TRINITY		966	139	13%	1,105
MINUTECLNIC LLC		976	127	12%	1,103
ARCPPOINT LABS OF CORAL SPRINGS FL		984	117	11%	1,101
XYZ LABORATORY	8	942	146	13%	1,096
GENOSUR LLC	1	1,069	11	1%	1,081
INNOVATIVE TRANSFUSION MEDICINE, INC	11	915	152	14%	1,078
STEWART REFERENCE LABORATORY	1	595	482	45%	1,078
NORTH FLORIDA PEDIATRICS - LAKE CITY		860	209	20%	1,069
BIO-TECH CLINICAL LABORATORIES INC		926	140	13%	1,066
RAINBOW RIVER MEDICAL LABORATORY		977	83	8%	1,060
HENDRY REGIONAL MEDICAL CENTER CLINICAL LABORATORY		809	248	23%	1,057
PROJECT HEALTH INC	4	894	155	15%	1,053
USF MORSANI CENTER FOR ADVANCED HEALTH CARE		921	127	12%	1,048
PRIMARY CARE OF THE TREASURE COAST		907	132	13%	1,039
SPECTOR SCIENTIFIC LAB	1	532	498	48%	1,031
ABSOLUTE GENOMICS	1	837	185	18%	1,023
FLAGLER HOSPITAL LABORATORY	8	38	974	95%	1,020
CARENOW URGENT CARE – FORT PIERCE		710	309	30%	1,019
GENEIQ		963	54	5%	1,017
PRIMARY CARE SOUTH INC		605	397	40%	1,002
PROFESSIONAL HEALTH EXAMINERS		858	144	14%	1,002
VERITOR		850	152	15%	1,002
BROWNWOOD CARE CENTER		869	128	13%	997
LENCO MEDICAL LABORATORY		947	47	5%	994
LAKELAND REGIONAL HEALTH - PWC/OB		36	954	96%	990
LPG COCONUT POINT		807	164	17%	971
MINUTECLINIC, LLC DBA MINUTECLINIC #4717		922	40	4%	962
PHAROS HEALTH		714	244	25%	958
TYNDALL AIR FORCE BASE		748	204	21%	952
QUICK CARE MED		719	230	24%	949
CATALYST WALK IN CLINIC		743	196	21%	939
PEDIATRICS OF CENTRAL FLORIDA PA	20	869	48	5%	937
HISTOPATHOLOGY SERVICES, LLC		829	104	11%	933
GROWING TOGETHER PEDIATRICS LLC		875	58	6%	933
THE HEALTH CENTER OF PLANT CITY		856	71	8%	927
VRL EUROFINs - DALLAS		913	13	1%	926
GENE TOX WORLDWIDE	60	736	125	14%	921
INTEGRITY LABORATORIES, LLC	4	751	164	18%	919
FISHERMENS HOSPITAL CLINICAL LAB		825	82	9%	907
NORTH FLORIDA PEDIATRICS PA - SUWANNEE	3	777	125	14%	905
INTERLACHEN PEDIATRICS		868	34	4%	902
FAST TRACK URGENT CARE CENTER		4	896	100%	900
NORTH VISTA HOSPITAL LABORATORY		766	131	15%	897
UNIVERSITY OF WEST FLORIDA STUDENT HEALTH SERVICES	1	772	123	14%	896

COVID-19: testing by laboratory

Data through Mar 10, 2021 verified as of Mar 11, 2021 at 09:25 AM

Data in this report are provisional and subject to change.

The numbers in the table below represent the number of Florida and non-Florida residents for whom test results were received by the Department of Health. A person can be tested by more than one laboratory and can have both positive and negative results. **Therefore, the sum of the numbers in each column will be larger than the total number of people tested.**

Reporting lab	Inconclusive	Negative	Positive	Percent positive	Total
TACACHALE CLINICAL LABORATORY	1	847	47	5%	895
COVANCE CLINICAL RESEARCH UNIT INC		856	24	3%	880
INTERLACHEN PEDIATRICS PA		831	39	4%	870
C.W. BILL YOUNG VA MEDICAL CENTER	1	21	844	97%	866
WOODLANDS MEDICAL SPECIALISTS		601	260	30%	861
CAPE CANAVERAL HOSPITAL		594	266	31%	860
BAPTIST HEALTH - MD ANDERSON CANCER CENTER		852	5	1%	857
LEE COUNTY EMERGENCY MEDICAL SERVICE	1	740	114	13%	855
EAST LAKE PEDIATRICS		744	109	13%	853
PENSACOLA PEDIATRICS	2	604	235	28%	841
NORTH FLORIDA PEDIATRICS PA	2	724	112	13%	838
CREEKSIDE CARE CENTER	1	685	143	17%	829
DEPARTMENT OF CLINICAL LABS		810	18	2%	828
CONSULATE HEALTH CARE OF NEW PORT RICHEY	2	700	123	15%	825
ADVENTHEALTH EXPRESS CARE AT WALGREENS		719	104	13%	823
FLORIDA HOSPITAL ORLANDO		743	74	9%	817
ASAP LABS LLC	7	655	151	19%	813
MOLECULAR TESTING LABS		758	53	7%	811
HALIFAX MEDICAL CENTER-PORT ORANGE LAB		695	115	14%	810
ASCENSION ST VINCENT'S - CLAY		775	35	4%	810
COASTAL PHYSICIANS, LLC		655	154	19%	809
CVS HEALTH		631	177	22%	808
Point of Care Testing	1	116	686	85%	803
NORTH SHORE LIJ URGENT CARE PC		755	46	6%	801
HEALTH CENTRAL CLINICAL LABORATORY		730	69	9%	799
NITE LITE PEDIATRICS		234	564	71%	798
REDI MED LLC		639	157	20%	796
CRUCIAL CARE EMERGENCY MEDICINE DOCTORS		636	158	20%	794
NORTH OKALOOSA MEDICAL CENTER		456	333	42%	789
DYNIX DIAGNOSTICS	2	527	256	33%	785
Tampa Lakes Health and Rehabilitation Center	2	710	73	9%	785
PRIMARY CARE SERVICES AT INDIAN RIVER ESTATES		757	24	3%	781
NONE		308	471	60%	779
LOOP PEDIATRICS PA	3	651	120	16%	774
JACKSONVILLE BEACH PEDIATRIC CARE CENTER		708	64	8%	772
FAMILY HEALTH CENTERS OF SWF LABS	2	682	87	11%	771
CHILDRENS MEDICAL ASSOCIATION		700	69	9%	769
PALM BEACH ATLANTIC UNIVERSITY		749	19	2%	768
MACDILL AIR FORCE BASE		712	51	7%	763
MIDWAY SPECIATLY CARE CENTER		541	221	29%	762
VITAS HEALTHCARE CORPORATION OF FLA	1	755	5	1%	761
NCHMD, INC SOUTHEAST IMMEDIATE CARE		586	171	23%	757
Victoria Nursing and Rehabilitation Center		703	53	7%	756
VENICE REGIONAL BAYFRONT HEALTH (PULMONARY)		637	117	16%	754
PRIMARY CARE SERVICES AT ST ANDREWS ESTATES		751			751
NORTHEAST FLORIDA NEUROLOGY CLINICS, INC		637	113	15%	750
24 HOUR PEDIATIC CARE CENTER	4	685	53	7%	742

COVID-19: testing by laboratory

Data through Mar 10, 2021 verified as of Mar 11, 2021 at 09:25 AM

Data in this report are provisional and subject to change.

The numbers in the table below represent the number of Florida and non-Florida residents for whom test results were received by the Department of Health. A person can be tested by more than one laboratory and can have both positive and negative results. **Therefore, the sum of the numbers in each column will be larger than the total number of people tested.**

Reporting lab	Inconclusive	Negative	Positive	Percent positive	Total
CARE ONE OF FLORIDA LLC		501	241	32%	742
ANY LAB TEST NOW	1	500	241	32%	742
SANTA ROSA MEDICAL GROUP		575	161	22%	736
CLINICAL PATHOLOGY LABS INC		657	73	10%	730
CALHOUN LIBERTY HOSPITAL		575	155	21%	730
ADVENT HEALTH LAB - ORLANDO		433	296	41%	729
WILLOWBROOKE COURT AT EDGEWATER POINTE ESTATES		718	9	1%	727
SOLARIS HEALTHCARE CHARLOTTE HARBOR		679	47	6%	726
ORLANDO HEALTH AND REHAB CENTER		680	44	6%	724
ENCOMPASS HEALTH		704	19	3%	723
LIFE CARE CENTER OF NEW PORT RICHEY		686	33	5%	719
LAB DOCTOR		632	86	12%	718
PALACE NURSING HOME & REHAB CENTER		680	36	5%	716
DISNEY COVID TEST SITE		703	13	2%	716
DOCTOR'S MEMORIAL HOSPITAL		549	163	23%	712
TELESCOPE HEALTH LLC	4	595	113	16%	712
NORTH FLORIDA MEDICAL GROUP		565	143	20%	708
AMERICAN MEDICAL RESPONSE		700	8	1%	708
KENDALL HEALTHCARE PROPERTIES DBA	2	678	27	4%	707
GRAND COURT TAMPA		701	4	1%	705
POINT WASHINGTON MEDICAL CLINIC	1	500	199	28%	700
PALM GARDEN OF PORT SAINT LUCIE		691	9	1%	700
EAST LAKE PEDIATRICS PA		634	63	9%	697
Crestview Rehabilitation Center	5	563	128	18%	696
STATMED OCALA	3	555	138	20%	696
AMERICAN FAMILY CARE PENSACOLA WEST		160	533	77%	693
PREMIER MEDICAL LABORATORY SERVICES	2	463	225	33%	690
ETHOS WELLNESS PHARMACY		644	43	6%	687
GULF COAST VILLAGE		654	33	5%	687
PHYSICIANS STAT LAB INC		597	85	12%	682
FLORIDA GULF COAST UNIVERSITY		491	185	27%	676
NCH HEALTHCARE SYSTEM MICROBIOLOGY LAB		2	674	100%	676
FLAGLER COUNTY HEALTH DEPARTMENT	3	527	146	22%	676
VIERA HOSPITAL, INC		528	145	22%	673
MINI ER ADULT AND PEDIATRIC URGENT CARE		574	98	15%	672
CENTRAL FLORIDA HEALTH CARE INC		565	107	16%	672
PEBBLEBROOK PHARMACY	1	556	112	17%	669
BOND AND STEELE CLINIC PA		474	194	29%	668
MEDICAL FP – WHOLE FAMILY HEALTH CENTER		543	120	18%	663
TREE HOUSE PEDIATRICS PLLC		592	67	10%	659
ADVENTHEALTH MEDICAL GROUP PROMPT CARE		474	184	28%	658
GULF COAST MOLECULAR LABORATORIES	13	542	102	16%	657
LIFE CARE CENTER OF PENSACOLA		606	49	7%	655
POINT OF CARE TESTING SITE		630	24	4%	654
SPRING HILL HEALTH AND REHABILITATION CENTER		629	24	4%	653
GOLDEN GATE FAMILY CLINIC		207	446	68%	653
PALM GARDEN OF VERO BEACH		612	40	6%	652

COVID-19: testing by laboratory

Data through Mar 10, 2021 verified as of Mar 11, 2021 at 09:25 AM

Data in this report are provisional and subject to change.

The numbers in the table below represent the number of Florida and non-Florida residents for whom test results were received by the Department of Health. A person can be tested by more than one laboratory and can have both positive and negative results. **Therefore, the sum of the numbers in each column will be larger than the total number of people tested.**

Reporting lab	Inconclusive	Negative	Positive	Percent positive	Total
MAIN STREET MEDICAL CENTER		131	519	80%	650
MAVERICK LABS		460	188	29%	648
JOHN KNOX VILLAGE HEALTH CENTER		625	23	4%	648
MOORINGS PARK INSTITUTE, INC, THE		621	26	4%	647
MOUNT SINAI LABORATORY		618	29	4%	647
MANOR PINES CONVALESCENT CENTER LLC	1	625	21	3%	647
ST JOHN'S NURSING CENTER		623	21	3%	644
EXPRESS PHARMACY		590	48	8%	638
ORANGE BLOSSOM FAMILY HEALTH		610	27	4%	637
VETERANS AFFAIRS MEDICAL CENTER	1	41	594	93%	636
AMERICAN SCIENTIFIC LABORATORIES LLC		628	5	1%	633
BREVARD HEALTH ALLIANCE		375	258	41%	633
SOUTHEAST ALABAMA MEDICAL CENT		575	53	8%	628
LIFE CARE CENTER OF ORANGE PARK		598	30	5%	628
CLEWISTON NURSING AND REHABILITATION CENTER		606	12	2%	618
BROAD INSTITUTE CLINICAL SEQUENCING RESEARCH PLATFORM	2	585	28	5%	615
MID-FLORIDA PATHOLOGY		466	149	24%	615
HOLMES REGIONAL MEDICAL CENTER		5	608	99%	613
THE PRESERVE		604	9	1%	613
LIFE CARE CENTER OF HILLIARD		590	22	4%	612
HOLY CROSS HOSPITAL		12	598	98%	610
GOLDEN GLADES NURSING & REHABILITATION CTR		594	16	3%	610
SUWANNEE HEALTH AND REHABILITATION CENTER		604	5	1%	609
BOCA GRANDE HEALTH CLINIC		578	30	5%	608
SEBASTIAN RIVER MEDICAL CENTER	2	440	166	27%	608
FORT MYERS INTERNAL MEDICINE, LLC		547	61	10%	608
MANOR CARE HEALTH SERVICES - FT MYERS		579	25	4%	604
PEDIATRIC HEALTHCARE ALLIANCE		570	34	6%	604
Fernandina Beach Rehabilitation and Nursing Center	1	582	19	3%	602
PATIENTS FIRST - MAHAN DRIVE		164	436	73%	600
VETERANS AFFAIRS MEDICAL CENTER - JAMES A HALEY			597	100%	597
CONSULATE HEALTHCARE OF VERO BEACH	14	500	82	14%	596
BUFFALO CROSSING HEALTHCARE & REHABILITATION CTR		581	15	3%	596
VITAS HEALTHCARE CORP OF CENTRAL FL		571	23	4%	594
PEDIATRIC HEALTHCARE ALLIANCE PA		545	49	8%	594
BROOKDALE FORT MYERS CYPRESS LAKE		590	2	0%	592
CITY MEDICAL OF NEW JERSEY, PC		541	51	9%	592
EDEN SPRINGS NURSING AND REHAB CENTER		482	110	19%	592
FAMILY HEALTH CENTERS OF SOUTHWEST FLORIDA INC		520	70	12%	590
J AND G MEDICAL GROUP LLC		484	101	17%	585
CARITHERS PEDIATRIC GROUP		531	51	9%	582
CYPRESS VILLAGE	1	555	24	4%	580
WILLIAM OWEN PASS PARK		516	64	11%	580
WATSON THERAPEUTICS INC	1	552	24	4%	577
HMA SANTA ROSA MEDICAL CENTER LLC DBA		453	122	21%	575
DAVITA LABORATORY		471	104	18%	575
WILLOW BROOKE COURT AT INDIAN RIVER ESTATES		531	43	7%	574

COVID-19: testing by laboratory

Data through Mar 10, 2021 verified as of Mar 11, 2021 at 09:25 AM

Data in this report are provisional and subject to change.

The numbers in the table below represent the number of Florida and non-Florida residents for whom test results were received by the Department of Health. A person can be tested by more than one laboratory and can have both positive and negative results. **Therefore, the sum of the numbers in each column will be larger than the total number of people tested.**

Reporting lab	Inconclusive	Negative	Positive	Percent positive	Total
NSPIRE HEALTHCARE MIAMI LAKES	8	552	14	2%	574
THERADOC		152	421	73%	573
MEDONE URGENT CARE CENTER		350	223	39%	573
MEDICAL VB		451	121	21%	572
TENNESSEE DOH - NASHVILLE	2	504	66	12%	572
MAYFLOWER ASSISTED LIVING		564	6	1%	570
BALDOMERO LOPEZ STATE VETERANS NURSING HOME	2	561	4	1%	567
DIAMOND RIDGE HEALTH AND REHABILITATION		534	32	6%	566
EMERALD SHORES HEALTH AND REHABILITATION		468	97	17%	565
BALDWIN PEDIATRICS	1	535	28	5%	564
AFC URGENT CARE CLEARWATER	1	123	437	78%	561
ECCOLAB GROUP	1	146	413	74%	560
CONTINENTAL CLINICAL RESEARCH, LLC		517	42	8%	559
SHORELINE PHYSICIAN GROUP		342	216	39%	558
MANOR CARE NURSING CENTER OF SARASOTA FL LLC		468	87	16%	555
PALM GARDEN OF TAMPA		526	29	5%	555
MEDICAL CENTER OF DELTONA, INC		459	95	17%	554
The Sands at South Beach		547	4	1%	551
EMERALD COAST PEDIATRICS		540	11	2%	551
EXPRESS URGENT CARE LLC		1	550	100%	551
NEMOURS CHILDREN'S HOSPITAL		453	98	18%	551
NCH HEALTHCARE BONITA		421	129	23%	550
CLIFFORD CHESTER SIMS STATE VETERANS		538	12	2%	550
CLINICAL ENTERPRISE, INC		529	20	4%	549
Signature HealthCare Center of Waterford		516	31	6%	547
VITAE DIAGNOSTICS		534	13	2%	547
Plantation Bay Rehabilitation Center		522	24	4%	546
COASTAL URGENT CARE		428	116	21%	544
NCF DIAGNOSTICS & DNA TECHNOLOGIES	15	211	318	58%	544
DOCTORS CENTER,THE		432	111	20%	543
BOND CLINIC PA PEDIATRICS DEPT		496	46	8%	542
PIONEER CLINICAL LAB LLC		436	103	19%	539
BAPTIST PRIMARY CARE	2	431	106	20%	539
VETERANS AFFAIRS MEDICAL CENTER - BAY PINES		18	521	97%	539
SABAL PALMS HEALTH AND REHAB		489	50	9%	539
VETERANS AFFAIRS MEDICAL CENTER - GAINESVILLE		3	535	99%	538
CLARITY LABS		464	70	13%	534
AUGUSTUS LABS LLC		423	109	20%	532
DOH – INDIAN RIVER		450	79	15%	529
MEDONE URGENT CARE AT ST. AUGUSTINE		136	392	74%	528
MEDICAL CENTER CLINIC-IMMEDIATE CARE	1	423	104	20%	528
MED FAST URGENT CARE CENTER		260	268	51%	528
VILLA MARIA NURSING & REHAB CENTER INC	1	514	13	2%	528
VALENCIA HILLS HEALTH AND REHABILITATION CENTER		512	13	2%	525
HARBOUR HEALTH CENTER		508	15	3%	523
AMERICA'S PHARMACY LLC		464	59	11%	523
PALMETTO FAMILY HEALTHCARE	1	337	185	35%	523

COVID-19: testing by laboratory

Data through Mar 10, 2021 verified as of Mar 11, 2021 at 09:25 AM

Data in this report are provisional and subject to change.

The numbers in the table below represent the number of Florida and non-Florida residents for whom test results were received by the Department of Health. A person can be tested by more than one laboratory and can have both positive and negative results. **Therefore, the sum of the numbers in each column will be larger than the total number of people tested.**

Reporting lab	Inconclusive	Negative	Positive	Percent positive	Total
SOLARIS HEALTHCARE LAKE CITY		420	99	19%	519
CHILDRENS MEDICAL ASSOCIATION PA		461	58	11%	519
WHITE-WILSON MEDICAL CENTER - FORT WALTON BEACH		497	20	4%	517
OCALA FAMILY MEDICAL CENTER INC	2	451	63	12%	516
HEARTLAND PEDIATRICS OF LAKE WALES		460	55	11%	515
MEDFAST URGENT CARE CENTERS		231	281	55%	512
PALM GARDEN OF CLEARWATER		494	18	4%	512
FLORIDA DEPARTMENT OF HEALTH IN CALHOUN COUNTY		385	125	25%	510
FOUNTAIN MANOR HEALTH AND REHAB CENTER	1	490	18	4%	509
JACKSON MEMORIAL PERDUE MEDICAL CENTER		483	26	5%	509
DXTERITY DIAGNOSTICS	2	473	31	6%	506
RICARDO NAVARRO DO PA		431	72	14%	503
NEW YORK HOSPITAL LABORATORIES	1	489	12	2%	502
MEMORIAL PEMBROKE 24/7 CARE CENTER		383	119	24%	502
FLORIDA DEPARTMENT OF HEALTH CLAY COUNTY	1	403	98	20%	502
SOUTHERN OAKS CARE CENTER	1	463	37	7%	501
ENZO CLINICAL LABS INC	3	472	25	5%	500
RIVER GARDEN HEBREW HOME FOR THE AGED		446	54	11%	500
ARCPPOINTS LABS		435	65	13%	500
ST CLOUD REGIONAL MEDICAL CENTER CLINICAL LAB		394	106	21%	500
RAINBOW PEDIATRIC CENTER PA		468	32	6%	500
CLINICAL PATHOLOGY LABS		388	111	22%	499
PALM GARDEN OF JACKSONVILLE☐	2	416	80	16%	498
CHILDRENS CLINIC WEST FLORIDA PEDIATRICS		455	43	9%	498
THE MANOR AT BLUE WATER BAY		435	60	12%	495
RESTORE HEALTH URGENT CARE		387	107	22%	494
JACKSON MEMORIAL LONG TERM CARE CENTER		472	22	4%	494
HEALTH CENTER AT BRENTWOOD	1	449	44	9%	494
UNIVERSITY OF TAMPA INC, THE		484	9	2%	493
ASCEND CLINICAL	5	415	71	14%	491
SANDBAY URGENT CARE		396	95	19%	491
HILLCREST HEALTH CARE & REHABILITATION CENTER	3	471	14	3%	488
WEST GABLES HEALTH CARE CENTER		477	10	2%	487
SUSANNA WESLEY HEALTH CENTER		450	36	7%	486
MANOR OAKS NURSING & REHAB CENTER	5	478	2	0%	485
CITRUS NURSING CENTER LLC		438	46	10%	484
THE PALACE AT HOMESTEAD	1	464	19	4%	484
MICHAEL A MIDDLETON MD PA☐		464	19	4%	483
NORTH FLORIDA RETIREMENT VILLAGE		479	2	0%	481
HARTS HARBOR HEALTH CARE CENTER		457	21	4%	478
LAUDERDALE NURSING CENTER LLC	1	458	19	4%	478
COLLIER URGENT CARE CENTERS CREEKSIDE		436	41	9%	477
Good Samaritan Society Kissimmee Village		410	65	14%	475
AFC URGENT CARE FAMILY CARE			474	100%	474
FIRST CHOICE PEDIATRICS		383	91	19%	474
HOPE HOSPICE AND COMMUNITY SERVICES INC	14	441	18	4%	473
FLO-MEDILAB SERVICES LLC		188	282	60%	470

COVID-19: testing by laboratory

Data through Mar 10, 2021 verified as of Mar 11, 2021 at 09:25 AM

Data in this report are provisional and subject to change.

The numbers in the table below represent the number of Florida and non-Florida residents for whom test results were received by the Department of Health. A person can be tested by more than one laboratory and can have both positive and negative results. **Therefore, the sum of the numbers in each column will be larger than the total number of people tested.**

Reporting lab	Inconclusive	Negative	Positive	Percent positive	Total
BROWARD PARTNERSHIP	6	456	8	2%	470
MANOR AT CARPENTERS		442	27	6%	469
BENTON PEDIATRICS INC		420	48	10%	468
NAVAL HOSPITAL - JACKSONVILLE		136	332	71%	468
Quest Diag Unspecifd	1	317	150	32%	468
LITTLE PINE PEDIATRICS PLLC	3	406	58	12%	467
PARKLANDS FACILITY INC	4	420	42	9%	466
FLORIDA HOSPITAL WAUCHULA		331	134	29%	465
SHORE ACRES CARE CENTER		430	35	8%	465
LIFE CARE CENTER OF PALM BAY□		438	27	6%	465
CARENOW	2	260	202	44%	464
DBI HEALTH INC		448	15	3%	463
ORLANDO HEALTH CENTER FOR REHABILITATION		450	13	3%	463
HERON POINTE HEALTH AND REHABILITATION	1	458	3	1%	462
BROOKDALE PALMER RANCH	1	403	57	12%	461
PHYSICIANS PRIMARY CARE LAB	1	396	63	14%	460
Williston Care Center		395	61	13%	456
CLARIDGE HOUSE NURSING CENTER		437	18	4%	455
STEWARD SEBASTIAN RIVER MEDICAL CENTER		399	56	12%	455
AFC URGENT CARE SEMINOLE			454	100%	454
CARE ONE OF FLORIDA	1	307	145	32%	453
ELLENTON PEDIATRICS		435	18	4%	453
SIGNATURE HEALTHCARE OF BROOKWOOD GARDENS		446	6	1%	452
Q ANSWER LAB	1	392	59	13%	452
AFC URGENT CARE TYRONE		2	449	100%	451
SEMINOLE NURSING PAVILION		441	8	2%	449
PALM GARDEN OF ORLANDO		414	33	7%	447
Solaris HealthCare Windermere		414	32	7%	446
DIAMOND RIDGE HEALTH AND REHABILITATION CENTER		422	22	5%	444
NEW PLANT CITY FAMILY CARE	1	237	206	46%	444
FG RAPID RESULTS	2	189	253	57%	444
NEW YORK PRESBYTERIAN - CUMC CLINICAL		425	18	4%	443
NORTH FLORIDA REHABILITATION & SPECIALTY CARE□		436	6	1%	442
RUSKIN HEALTH CENTER		267	174	39%	441
VITAS LUTHERAN TOWERS INPATIENT PROGRAM		376	64	15%	440
FLORIDA HOSPITAL MEDICAL GROUP		270	170	39%	440
SMA SPECIALTY MEDICAL LAB		119	321	73%	440
EMERITUS AT NAPLES	2	437	1	0%	440
SOLARIS HEALTHCARE OSCEOLA		415	22	5%	437
SPEARHEAD MEDICAL		380	56	13%	436
PRO HEALTH		188	247	57%	435
SUNSHINE URGENT CARE LLC		288	147	34%	435
GANDY CROSSING CARE CENTER	1	419	14	3%	434
ST ANDREWS BAY SKILLED NURSING &		374	60	14%	434
CONSULATE HEALTH CARE OF BAYONET POINT	4	422	7	2%	433
PALM GARDEN OF WINTER HAVEN	3	414	16	4%	433
Ocala Health and Rehabilitation Center		411	21	5%	432

COVID-19: testing by laboratory

Data through Mar 10, 2021 verified as of Mar 11, 2021 at 09:25 AM

Data in this report are provisional and subject to change.

The numbers in the table below represent the number of Florida and non-Florida residents for whom test results were received by the Department of Health. A person can be tested by more than one laboratory and can have both positive and negative results. **Therefore, the sum of the numbers in each column will be larger than the total number of people tested.**

Reporting lab	Inconclusive	Negative	Positive	Percent positive	Total
Cypress Cove Care Center		331	100	23%	431
AVECINA MEDICAL JULINGTON	1	240	189	44%	430
APP-UNIPATH, LLC	2	413	15	3%	430
Darcy Hall Of Life Care		417	12	3%	429
FLORIDA DEPT OF HEALTH IN BREVARD COUNTY	3	363	63	15%	429
PALM GARDEN OF OCALA		330	98	23%	428
MEDIPATH		19	408	96%	427
BROOKSVILLE HEALTHCARE CENTER LLC		411	13	3%	424
NURSING PLUS OF BROWARD LLC	1	405	17	4%	423
Colonial Lakes Health Care		384	38	9%	422
MINUTECLINIC LLC, #10357		421	1	0%	422
HEALTHY STEPS PEDIATRICS		375	47	11%	422
PENSACOLA PEDIATRICS PA - TIGER POINT	18	395	8	2%	421
Bardmoor Oaks Healthcare and Rehabilitation Center		410	11	3%	421
NAPLES CHILDREN'S URGENT CARE		367	53	13%	420
GARCIA CLINICAL LABORATORY		28	392	93%	420
LEHIGH REGIONAL MEDICAL CENTER LAB		372	47	11%	419
Santa Rosa Center for Rehabilitation and Healing		350	69	16%	419
ANCIENT CITY PEDIATRICS	1	399	16	4%	416
STARKE FAMILY MEDICAL CENTER		325	89	21%	414
Solaris Healthcare Daytona	2	365	46	11%	413
SOLARIS HEALTHCARE MERRITT ISLAND		371	41	10%	412
THE PALACE MANAGEMENT - THE PALACE AT CORAL GABLES		407	3	1%	410
MINUTECLINIC LLC #3671		366	44	11%	410
PW WINDERMERE SUBTENANT LLC		407	1	0%	408
MEDSCAN LABORATORY INC	1	192	214	53%	407
LIFEBRITE	1	210	196	48%	407
TIDEWELL HOSPICE INC	2	398	7	2%	407
FLORIDA DEPARTMENT OF HEALTH		357	49	12%	406
ORCHARD PARK HEALTH & REHABILITATION		401	5	1%	406
TIDE LABORATORIES		362	43	11%	405
ADDINGTON PLACE AT WELLINGTON GREEN		395	9	2%	404
CLERMONT HEALTH AND REHABILITATION CENTER		372	32	8%	404
Timberridge Center for Rehabilitation and Healing		370	34	8%	404
ROLLINS COLLEGE WELLNESS CENTER		130	273	68%	403
INDIAN RIVER CTR, LLC		352	50	12%	402
WHITE WILSON MEDICAL CENTER PA - NAVARRE		290	112	28%	402
ABBAY DELRAY		397	5	1%	402
VITAS HEALTHCARE CORPORATION		396	5	1%	401
ADVENTHEALTH EXPRESS CARE AT		326	72	18%	398
Manatee Springs Rehabilitation and Nursing Center		377	20	5%	397
TREASURE COAST COMMUNITY HEALTH	3	328	66	17%	397
MAGNOLIA FAMILY URGENT CARE		356	40	10%	396
ASSOCIATESMD MEDICAL GROUP INC		336	59	15%	395
AFC URGENT CARE		68	326	83%	394
MINI ER AND URGENT CARE		289	105	27%	394
AMEERAH LABS, LLC	2	309	82	21%	393

COVID-19: testing by laboratory

Data through Mar 10, 2021 verified as of Mar 11, 2021 at 09:25 AM

Data in this report are provisional and subject to change.

The numbers in the table below represent the number of Florida and non-Florida residents for whom test results were received by the Department of Health. A person can be tested by more than one laboratory and can have both positive and negative results. **Therefore, the sum of the numbers in each column will be larger than the total number of people tested.**

Reporting lab	Inconclusive	Negative	Positive	Percent positive	Total
SOLARIS HEALTHCARE BAYONET POINT		375	16	4%	391
MOOSEHAVEN HEALTH CENTER		351	38	10%	389
BARBER		13	376	97%	389
PALMS OF SEBRING		353	34	9%	387
GOOD SAMARITAN CENTER		383	3	1%	386
FHMG FLORIDA HOSPITAL MEDICAL GROUP		348	37	10%	385
FAMILY CARE PARTNERS OF NORTHEAST FLORIDA LLC		309	74	19%	383
ORLANDO VA MEDICAL CENTER			382	100%	382
FLORIDA DEPARTMENT OF HEALTH IN LIBERTY COUNTY	2	284	96	25%	382
Destin Healthcare and Rehabilitation Center	1	341	40	10%	382
HOSPICE OF THE FLORIDA SUNCOAST,THE		379	3	1%	382
HEALTHWORKS MED GROUP OF FLORIDA PA	3	370	8	2%	381
BROOKDALE PADDOCK HILLS	2	377	2	1%	381
EPN URGENT CARE		44	335	88%	379
ADVENTHEALTH MEDICAL GROUP PROMPT CAR	1	270	108	28%	379
SUNLAND MARIANNA COX MEDICAL CENTER		337	42	11%	379
VILLAGE DOCTORS OF KEYSTONE		298	81	21%	379
BLOUNTSTOWN REHABILITATION CENTER LLC		273	106	28%	379
PINES OF SARASOTA		374	4	1%	378
LIFE CARE PONTE VEDRA INC		370	8	2%	378
MILLER BIOCONNECT		339	38	10%	377
QUALITOX LABORATORIES		203	173	46%	376
BAYA PHARMACY WEST		8	368	98%	376
ST PETERSBURG PEDIATRICS-PARK BLVD		342	34	9%	376
Bayside Care Center	1	354	20	5%	375
DIAGNOSTIC & CLINICAL CARE SERVICES INC DBA		300	75	20%	375
INTERNAL MEDICINE & PEDIATRICS OF TAMPA BAY PA		318	56	15%	374
Life Care Center of Ocala		304	69	18%	373
FAIR HAVENS CENTER, OPCO		367	6	2%	373
UR MEDICINE LABS- CENTRAL LABORATORY		350	22	6%	372
PEDIATRIC ASSOCIATES OF OCALA PA		341	31	8%	372
HENDRY REGIONAL MEDICAL CENTER		107	265	71%	372
ACCESS MEDICAL CENTER	1	344	27	7%	372
PEDIATRICS BY THE SEA		357	14	4%	371
URGENT CARE BETHESDA	1	318	52	14%	371
BREVARD HEALTH ALLIANCE INC, THE		351	19	5%	370
FLOMEDILAB		153	217	59%	370
UNIVERSITY OF TAMPA STUDENT HEALTH AND SHC CLINICAL LABORATORY		217	152	41%	369
ABBOTT DIAGNOSTICS		352	17	5%	369
Stacey Health Care Centers Inc. dba Riverside Care Center		340	29	8%	369
ADVENT HEALTH - TAMPA		148	220	60%	368
BAPTIST PRIMARY CARE, INC		340	28	8%	368
NATIONS BEST FAMILY HEALTH CARE		189	178	49%	367
TRENTON MEDICAL CENTER INC DBA PALMS MEDICAL GROUP	4	270	93	25%	367
PruittHealth Panama City	1	300	64	18%	365
SEA BREEZE REHAB AND NURSING CENTER□		355	9	2%	364
INFORM DIAGNOSTICS		354	9	2%	363

COVID-19: testing by laboratory

Data through Mar 10, 2021 verified as of Mar 11, 2021 at 09:25 AM

Data in this report are provisional and subject to change.

The numbers in the table below represent the number of Florida and non-Florida residents for whom test results were received by the Department of Health. A person can be tested by more than one laboratory and can have both positive and negative results. **Therefore, the sum of the numbers in each column will be larger than the total number of people tested.**

Reporting lab	Inconclusive	Negative	Positive	Percent positive	Total
HEALTH CENTRAL PARK		295	66	18%	361
solaris Healthcare Parkway	2	341	17	5%	360
HARDEE MANOR HEALTH CARE CENTER	1	355	3	1%	359
FLORIDA HOSPITAL HEARTLAND MED CTR LAKE PLACID		270	89	25%	359
SERENADES IN THE VILLAGES		305	53	15%	358
TRI-COUNTY NURSING AND REHABILITATION CENTER INC		342	15	4%	357
VETERANS AFFAIRS MEDICAL CENTER - LAKE CITY		52	305	85%	357
ST PETERSBURG PEDIATRICS-SEMINOLE BLVD		292	65	18%	357
BRISTOL AT TAMPA, THE	4	344	8	2%	356
HAINES CITY REHABILITATION AND NURSING CENTER		331	24	7%	355
ORCHARD RIDGE CARE AND REHABILITATION CENTER		336	19	5%	355
FLORIDA HEART & VASCULAR MULTISPECIALTY GROUP PA		259	96	27%	355
MANOR CARE OF BOYNTON BEACH LLC		331	24	7%	355
SUN COUNTRY PEDIATRICS PLLC	9	315	31	9%	355
NATURE COAST MEDICAL GROUP		261	94	26%	355
KINDRED HOSPITAL	9	328	17	5%	354
MY CLINICAL LAB		224	129	37%	353
MANORCARE HEALTH SERVICES - VENICE		297	55	16%	352
MEDFAST URGENT CARE CENTER		122	230	65%	352
VILLAGE AT VIENNA SQUARE,THE	6	329	17	5%	352
CORAL BAY HEALTHCARE AND REHABILITATION	1	338	12	3%	351
SANFORD LABORATORIES		325	26	7%	351
PORT SAINT LUCIE HOSPITAL		342	9	3%	351
BAYSHORE DIAGNOSTICS		310	41	12%	351
SIPARADIGM, DIAGNOSTIC INFORMATICS		273	77	22%	350
MOBILE MEDICAL ASSOCIATES PL	10	297	42	12%	349
SIGNATURE HEALTHCARE OF NORTH FLORIDA		345	4	1%	349
CHAUTAUQUA REHABILITATION AND NURSING CENTER		339	9	3%	348
Palmetto Subacute Care Center		336	11	3%	347
LIFE CARE CENTER OF WINTER HAVEN		328	18	5%	346
HEALTH DESIGNS		332	14	4%	346
PALM GARDEN OF WEST PALM BEACH	4	327	15	4%	346
Bay Breeze Senior Living and Rehabilitation Center		292	53	15%	345
ADVENTHEALTH EXPRESS CARE AT WALGREENS 49TH STREET		293	52	15%	345
HARDEE COUNTY HEALTH DEPARTMENT		277	67	19%	344
Palm Garden of Largo		339	4	1%	343
BARTON HEALTH ALLIANCE	3	294	45	13%	342
USAFSAM/PHE		174	168	49%	342
SOUTHERN LABORATORY SERVICES OF NWF		309	33	10%	342
MEMPHIS PATHOLOGY LABORATORY	4	319	19	6%	342
Marshall Health and Rehabilitation Center		292	49	14%	341
WELL HEALTH WORKS	1	305	35	10%	341
ADVENT HEALTH CENTRA CARE - PALM COAST		80	261	77%	341
DIGNITY HEALING, LLC		326	15	4%	341
QUOTIENT SCIENCES		329	11	3%	340
CORAL TRACE HEALTH CARE	2	333	5	1%	340
SABAL DIRECT PRIMARY CARE, PA		281	59	17%	340

COVID-19: testing by laboratory

Data through Mar 10, 2021 verified as of Mar 11, 2021 at 09:25 AM

Data in this report are provisional and subject to change.

The numbers in the table below represent the number of Florida and non-Florida residents for whom test results were received by the Department of Health. A person can be tested by more than one laboratory and can have both positive and negative results. **Therefore, the sum of the numbers in each column will be larger than the total number of people tested.**

Reporting lab	Inconclusive	Negative	Positive	Percent positive	Total
VILLAGE DOCTORS FAMILY MEDICAL CENTER OF		275	64	19%	339
SELECT REFERENCE LABORATORIES, LLC	1	326	12	4%	339
ARCPPOINT LABS OF SARASOTA MANATEE		261	78	23%	339
COLOR GENOMICS, INC.	2	331	6	2%	339
PLANT CITY PEDIATRICS	1	274	63	19%	338
BONIFAY NURSING AND REHAB CENTER		307	30	9%	337
OCEAN VIEW NURSING AND REHAB CENTER		321	16	5%	337
FAIRWAY OAKS CENTER LLC	6	325	6	2%	337
ADVENT HEALTH - DELTONA ER		274	62	18%	336
TRINITY REGIONAL REHAB CENTER		321	15	4%	336
WELL-BEING MEDICAL CENTER PLLC		310	25	7%	335
ATLANTIC SHORES NURSING AND REHAB CENTER	1	325	9	3%	335
CRONOS CLINICAL LABORATORY	22	220	91	27%	333
NORTH PINELLAS STATMED QUICK QUALITY CLINICS		236	97	29%	333
Life Care Center at Wells Crossing		309	21	6%	330
TAMARAC REHABILITATION & HEALTH CENTER		327	3	1%	330
ONESTOP MEDICAL AND URGENT CARE LLC		285	44	13%	329
KISSIMMEE FACILITY OPERATIONS LLC		304	24	7%	328
FL HUD DESTIN, LLC D/B/A GRAND BOULEVARD HEALTH		289	38	12%	327
WHITE-WILSON MEDICAL CENTER - NICEVILLE		288	39	12%	327
SPECIALTY HEALTH AND REHABILITATION CENTER		301	25	8%	326
BAY VILLAGE OF SARASOTA INC		323	3	1%	326
PIONEER CLINICAL LAB, LLC		212	113	35%	325
AYERS HEALTH & REHABILITATION CENTER		318	6	2%	324
HCSO OCCUPATIONAL HEALTH AND WELLNESS CENTER		254	70	22%	324
SPRINGTREE REHAB & HEALTH CARE CENTER		303	21	6%	324
AVANTE AT MT DORA		320	4	1%	324
SILVER CREEK SENIOR LIVING COMMUNITY		319	5	2%	324
MIDWAY SPECIALTY CARE CENTER	3	207	114	35%	324
AVENTURA REHAB AND NURSING CENTER		309	14	4%	323
LAKE EUSTIS HEALTH AND REHABILITATION CENTER		316	7	2%	323
ROSEWOOD HEALTH AND REHABILITATION CENTER		301	21	7%	322
DELTONA HEALTH CARE		298	24	7%	322
FAMILY EXPRESS URGENT CARE		5	315	98%	320
LabCorp (Non-Interfaced)	1	124	194	61%	319
HEALTH PARK CARE CENTER		315	4	1%	319
ELMHURST HOSPITAL CENTER	1	289	28	9%	318
AMBULATORY SURGERY CENTER OF BOCA RATON LTD		314	4	1%	318
PEDIATRIC HEALTH CARE ALLIANCE, PA		285	33	10%	318
PruittHealth Santa Rosa		225	92	29%	317
SAMANTHA WILSON CARE CENTER	4	303	9	3%	316
BIOCEPT		293	22	7%	315
Life Care Center of Punta Gorda	1	301	13	4%	315
KENNEDY PAIN CLINIC GROUP LLC		284	31	10%	315
THE SPRINGS AT BOCA CIEGA BAY		305	9	3%	314
RIVERS FAMILY MEDICINE PA		234	80	25%	314
GENESIS MEDICAL LABORATORY MIAMI FL.		83	230	73%	313

COVID-19: testing by laboratory

Data through Mar 10, 2021 verified as of Mar 11, 2021 at 09:25 AM

Data in this report are provisional and subject to change.

The numbers in the table below represent the number of Florida and non-Florida residents for whom test results were received by the Department of Health. A person can be tested by more than one laboratory and can have both positive and negative results. **Therefore, the sum of the numbers in each column will be larger than the total number of people tested.**

Reporting lab	Inconclusive	Negative	Positive	Percent positive	Total
The Care Center at Pinellas Park	1	304	8	3%	313
ST LUCIE EMPLOYEE HEALTH & WELLNESS CENTER		307	6	2%	313
PALMS REHABILITATION AND HEALTHCARE CENTER		276	37	12%	313
MEDICAL CENTER AT OCEAN REEF,THE		297	16	5%	313
MEDEXPRESS LUTZ		3	309	99%	312
REHABILITATION CENTER OF LAKE CITY, THE		284	28	9%	312
KEY WEST HEALTH AND REHAB	1	304	7	2%	312
GOOD SAMARITAN SOCIETY-DAYTONA		291	20	6%	311
ARGO SENIOR LIVING AT HAVERHILL		291	20	6%	311
SEASIDE HEALTH AND REHABILITATION CENTER		254	57	18%	311
JACKSON PLAZA NURSING & REHAB CENTER	6	297	7	2%	310
24/7 PEDIATRIC CARE CENTERS INC		290	20	6%	310
ELMCROFT PINECREST	1	286	22	7%	309
BEAR CREEK NURSING CENTER		303	5	2%	308
AVELLINO LAB USA, INC	1	295	12	4%	308
HOLISTIX TREATMENT CENTERS		299	7	2%	306
FAMILY CARE PARTNERS OF NE FLORIDA LLC		233	72	24%	305
HOLIDAY CVS LLC DBA CVS/PHARMACY #0440		296	9	3%	305
PHYSICIANS REGIONAL WALK-IN		185	120	39%	305
BAPTIST PRIMARY CARE INC	1	278	25	8%	304
ST JUDE CHILDREN'S RESEARCH HOSPITAL		289	15	5%	304
SOUTHWEST ORLANDO FAMILY MEDICINE, PL		253	50	17%	303
LUTHERAN HAVEN		294	9	3%	303
REGENTS PARK OF BOCA RATON□		300	3	1%	303
HOLLEY NAVARRE MEDICAL CLINIC		224	78	26%	302
ST JAMES HEALTH AND REHABILITATION CENTER		217	85	28%	302
WALGREENS 3173		276	25	8%	301
BROOKDALE LAKE TAVARES		296	5	2%	301
TAVARES PEDIATRICS		254	46	15%	300
BOCA BIOLISTICS REFERENCE LABORATORY	2	185	112	37%	299
SAINTS 120 LLC	1	263	34	11%	298
HEATHER HILL HEALTHCARE CENTER		252	46	15%	298
TUSKAWILLA NURSING AND REHAB CENTER	2	289	7	2%	298
ENCOMPASS HEALTH REHABILITATION HOSPITAL OF SUNRISE	8	283	6	2%	297
Parkview Rehabilitation Center at Winter Park		289	8	3%	297
COMMUNITY HEALTH AND REHABILITATION CENTER		235	62	21%	297
Coastal Health and Rehabilitation Center		286	11	4%	297
HOMESTEAD MANOR	2	255	40	13%	297
BROOKDALE DESTIN		284	12	4%	296
OSPREY LODGE		237	59	20%	296
BUENA VISTA URGENT CARE		264	32	11%	296
CROSS POINTE CARE CENTER	2	286	6	2%	294
FLORIDA HEALTH CARE PLANS			294	100%	294
LASER & SURGERY CENTER OF THE PALM BEACHES□		292	1	0%	293
NORTHWEST MEDICAL CENTER CLINICAL LABORATORY		175	118	40%	293
Solaris Healthcare Lake Bennet		259	34	12%	293
JACKSONVILLE KIDS PEDIATRICS, PLLC		259	33	11%	292

COVID-19: testing by laboratory

Data through Mar 10, 2021 verified as of Mar 11, 2021 at 09:25 AM

Data in this report are provisional and subject to change.

The numbers in the table below represent the number of Florida and non-Florida residents for whom test results were received by the Department of Health. A person can be tested by more than one laboratory and can have both positive and negative results. **Therefore, the sum of the numbers in each column will be larger than the total number of people tested.**

Reporting lab	Inconclusive	Negative	Positive	Percent positive	Total
BAY COUNTY SHERIFFS OFFICE JAIL FACILITY		247	45	15%	292
ESTERO ISLAND MEDICAL CENTER		229	63	22%	292
EXCEL PEDIATRICS		242	50	17%	292
LAKELAND REGIONAL HEALTH SYSTEMS INC		26	266	91%	292
CLARE BRIDGE ORMOND BEACH	1	290			291
LONGWOOD FAMILY PRACTICE		222	69	24%	291
URGENT CARE EXPRESS LLC		1	290	100%	291
ROSEN MEDICAL CENTER		249	41	14%	290
PALM GARDEN OF GAINESVILLE	2	285	2	1%	289
AUBURN UNIVERSITY MEDICAL CLINIC		227	62	21%	289
MANORCARE AT LELY PALMS		283	5	2%	288
JAMES A HALEY VETERANS HOSPITAL			288	100%	288
AMERICAN HEALTH ASSOCIATES INC	1	270	17	6%	288
CONSULATE HEALTH CARE OF SAFETY HARBOR		281	6	2%	287
BRIDGEWATER PARK HEALTH AND REHAB		257	29	10%	286
MANOR CARE OF NAPLES FL LLC		283	3	1%	286
RULEME CENTER	2	258	26	9%	286
FRICKS PHARMACY		225	61	21%	286
TALLAHASSEE NHHI LLC	1	257	27	9%	285
AURORA DIAGNOSTICS BERNHARDT LABORATORIES PATHOLOGY SERVICE		190	93	33%	283
BETHESDA HEALTH URGENT CARE		218	65	23%	283
UNIVERSITY OF CENTRAL FLORIDA HEALTH SERVICES		280	1	0%	281
AVANTE AT LEESBURG INC		280	1	0%	281
Solaris Healthcare Coconut Creek		274	6	2%	280
Life Care Center at Inverrary		272	8	3%	280
BAYA POINTE NURSING AND REHABILITATION		197	83	30%	280
ACCURATE DIAGNOSTIC LABS, INC		263	16	6%	279
DOCTORS MEMORIAL HOSPITAL		155	124	44%	279
SILVERCREST HEALTH AND REHABILITATION CENTER	3	268	8	3%	279
PERSONALIZED GENETIC TESTING	1	182	95	34%	278
The Grove Health and Rehabilitation		255	23	8%	278
ADVANCED AMBULATORY SURGERY CENTER		265	13	5%	278
WESTCHESTER GARDENS LIMITED PARTNERSHIP		271	6	2%	277
PRUITT HEALTH-SANTA ROSA		275	2	1%	277
W FRANK WELLS NURSING HOME		249	28	10%	277
VILLAGES REGIONAL HOSPITAL SURGERY CENTER LLC, THE		218	58	21%	276
HARBOURWOOD	1	271	4	1%	276
Rehabilitation Center for Park Place LLC		265	11	4%	276
renaissance health and rehabilitation center		257	18	7%	275
DAVID SCOTT MADWAR MD PA□		247	27	10%	274
Glades West Rehabilitation and Nursing Center		266	8	3%	274
DEPARTMENT OF HEALTH BUREAU OF FAMILY		271	3	1%	274
EMERALD COAST PEDIATRICS & ADOL		252	20	7%	272
NASSAU COUNTY JAIL		228	43	16%	271
Solaris HealthCare Imperial		262	8	3%	270
ADVENT HEALTH - TIMBERRIDGE ER		228	42	16%	270
Premier Place at The Glenview		260	9	3%	269

COVID-19: testing by laboratory

Data through Mar 10, 2021 verified as of Mar 11, 2021 at 09:25 AM

Data in this report are provisional and subject to change.

The numbers in the table below represent the number of Florida and non-Florida residents for whom test results were received by the Department of Health. A person can be tested by more than one laboratory and can have both positive and negative results. **Therefore, the sum of the numbers in each column will be larger than the total number of people tested.**

Reporting lab	Inconclusive	Negative	Positive	Percent positive	Total
ADVENT HEALTH CARE CENTER	9	246	13	5%	268
MY HEALTHY BLUEPRINT BY BAPTIST HEALTH CARE		218	50	19%	268
HUNT CLUB PEDIATRIC ASSOCIATES, P.A.		229	39	15%	268
AVON PARK PEDIATRICS INC	3	240	24	9%	267
LA MER NH LLC		262	5	2%	267
CHIPOLA HEALTH AND REHAB		250	17	6%	267
ADVENT HEALTH CENTRA CARE - ORMOND BEACH		113	153	58%	266
Heartland Healthcare of Ft. Myers	1	264	1	0%	266
SIGNATURE HEALTHCARE AT THE COURTYARD		219	47	18%	266
ST CATHERINE'S WEST REHABILITATION HOSPITAL		254	12	5%	266
LAKE PARK OF MADISON		257	9	3%	266
West Melbourne Health and Rehabilitation Center		265	1	0%	266
BRENTWOOD RETIREMENT COMMUNITY	5	229	31	12%	265
SERANADES BY SONATA WEST ORANGE		236	29	11%	265
PENSACOLA PEDIATRICS, PA		247	17	6%	264
HAVEN OF OUR LADY OF PEACE INC		256	8	3%	264
DAYTONA BEACH HEALTH AND REHAB CENTER		264			264
Life Care Center of Sarasota		250	13	5%	263
BERNHARDT LABORATORIES	1	209	53	20%	263
OKEECHOBEE COUNTY HEALTH DEPT	1	178	83	32%	262
PAVILION FOR HEALTHCARE, THE		260	2	1%	262
ADVENT HEALTH - WESTCHASE ER		221	41	16%	262
FLORIDA KEYS PEDIATRICS & ADOLESCENT CENTER		249	12	5%	261
PROTEUS MOLECULAR AND CLINICAL LAB	1	149	111	43%	261
VETERANS AFFAIRS MEDICAL CENTER - MIAMI		2	259	99%	261
FOUNTAIN INN NURSING & REHABILITATION CTR, INC		254	6	2%	260
WIMAUMA COMMUNITY HEALTH CENTER		211	49	19%	260
CLIFFORD CHESTER SIMS VA NURSING HOME		251	9	3%	260
Vi at Lakeside Village Skilled Nursing		254	6	2%	260
HOSPICE OF LAKE & SUMTER INC	1	254	5	2%	260
CENTERSTONE OF FLORIDA		242	18	7%	260
ARTHREX MEDICAL CENTER	1	155	104	40%	260
CHIPOLA MEDICAL ASSOCIATES, LLC		185	75	29%	260
STERLING HOUSE OF DELAND		259	1	0%	260
CONSULATE HEALTHCARE OF KISSIMMEE		247	12	5%	259
WESTWOOD HEALTHCARE SNF		213	46	18%	259
Sunset Point Center		255	4	2%	259
LODGE HEALTH AND REHABILITATION CENTER, THE		226	32	12%	258
FLORIDA WOMAN CARE LABORATORY LLC		232	26	10%	258
TIERRA PINES CENTER		246	12	5%	258
FIRST CHOICE PRIMARY CARE		207	51	20%	258
PALM BEACH PEDIATRICS PA	2	224	32	12%	258
SARAPATH DIAGNOSTICS		139	119	46%	258
BROWARD NURSING & REHABILITATION CTR	8	237	12	5%	257
USA HEALTH UNIVERSITY HOSPITAL CLINICAL LABORATORY	1	245	10	4%	256
RIVERWOOD HEALTH NH LLC		216	39	15%	255
SHELL POINT VILLAGE MEDICAL CENTER		246	7	3%	253

COVID-19: testing by laboratory

Data through Mar 10, 2021 verified as of Mar 11, 2021 at 09:25 AM

Data in this report are provisional and subject to change.

The numbers in the table below represent the number of Florida and non-Florida residents for whom test results were received by the Department of Health. A person can be tested by more than one laboratory and can have both positive and negative results. **Therefore, the sum of the numbers in each column will be larger than the total number of people tested.**

Reporting lab	Inconclusive	Negative	Positive	Percent positive	Total
Chatsworth at PGA National, LLC		241	12	5%	253
MARTIN MEMORIAL MEDICAL CENTER LAB		128	125	49%	253
ABBOTT LABORATORIES		166	87	34%	253
Consulate Health Care of North Fort Myers		238	12	5%	250
BUREAU OF CLINICAL LABORATORIES		208	41	16%	249
FORT MYERS REHABILITATION AND NURSING CENTER		222	26	10%	248
CARRINGTON PLACE OF ST PETE LLC		242	6	2%	248
DAIRY ROAD URGENT CARE	2	131	115	46%	248
MIAMI JEWISH HEALTH SYSTEMS, INC	4	234	9	4%	247
STATMED QUICK QUALITY CLINIC AT NORTH PINELLAS		66	181	73%	247
AVECINA MOBILE		121	125	51%	246
ARBOR FACILITY INC		246			246
AMERICAN FINNISH NURSING HOME	2	237	7	3%	246
Heritage Healthcare at Tallahassee		239	7	3%	246
KR at Hillsborough Lakes/Lutz Healthcare		236	10	4%	246
CHEEK AND SCOTT DRUGS INC		201	45	18%	246
ROSEWOOD HEALTHCARE & REHABILITATION CENTER		239	6	2%	245
Surrey Place Healthcare and Rehabilitation		243	2	1%	245
ST MARK VILLAGE	1	239	5	2%	245
WHITE WILSON MEDICAL IMMEDIATE CARE NICEVILLE		31	213	87%	244
MALABAR/ADVENT CENTRA CARE		48	196	80%	244
ADVENTHEALTH EXPRESS CARE AT WESLEY CH		218	26	11%	244
Solaris Senior Living North Naples ALF		235	9	4%	244
AZALEA TRACE PHYSICIAN SERVICES		242	2	1%	244
CYPRESS COVE		237	6	2%	243
MACCLENNY NURSING AND REHAB		225	18	7%	243
ADVENT HEALTH - ORLANDO		185	58	24%	243
ARCHER HEALTH VENTURES, LLC		217	25	10%	242
GOOD SAMARITAN CARES		236	5	2%	241
FLORIDA CLINICAL LABORATORY-BIOREFERENCE LABORATORIES		91	150	62%	241
HEARTLAND PEDIATRICS OF LAKE PLACID PA	1	210	30	12%	241
LUIS A GHIGLINO MD PA		231	9	4%	240
CLARE BRIDGE OF SARASOTA		238	2	1%	240
AMERICAN HOUSE SENIOR LIVING		189	50	21%	239
BOND CLINIC, PA		175	64	27%	239
PALM GARDEN OF AVENTURA		236	3	1%	239
LAKE SIDE NEUROLOGIC		229	10	4%	239
EDGEWATER AT WATERMAN VILLAGE,THE		224	15	6%	239
NORTH FLORIDA PEDIATRICS - MARIANNA		200	39	16%	239
ORANGE COUNTY HEALTH DEPT		228	11	5%	239
Crossbreeze care center	1	236	2	1%	239
Cross Gardens Care Center		237	1	0%	238
TERRACES OF LAKE WORTH CARE CENTER		226	12	5%	238
HOMESTEAD VILLAGE		227	11	5%	238
AZALEA TRACE		224	13	5%	237
DE LUNA HEALTH AND REHABILITATION CENTER		213	23	10%	236
FELLOWSHIP HOME AT THE FAIRWAY LLC		229	7	3%	236

COVID-19: testing by laboratory

Data through Mar 10, 2021 verified as of Mar 11, 2021 at 09:25 AM

Data in this report are provisional and subject to change.

The numbers in the table below represent the number of Florida and non-Florida residents for whom test results were received by the Department of Health. A person can be tested by more than one laboratory and can have both positive and negative results. **Therefore, the sum of the numbers in each column will be larger than the total number of people tested.**

Reporting lab	Inconclusive	Negative	Positive	Percent positive	Total
BHA CENTRAL COUNTY CLINIC		205	30	13%	235
REGENTS PARK AT AVENTURA		221	14	6%	235
Consulate Health Care of St. Petersburg		228	7	3%	235
Concordia Village of Tampa AL		230	5	2%	235
BAY TREE CARE AND REHABILITATION CENTER		197	38	16%	235
OAK HAMMOCK AT THE UNIVERSITY OF FLORIDA		229	6	3%	235
BAYVIEW CENTER		229	5	2%	234
Chatham Glen Healthcare and Rehabilitation Center		226	8	3%	234
ARCPPOINT LABS OF ST PETERSBURG		152	82	35%	234
WASHINGTON REHAB AND NURSING		223	10	4%	233
UCC - WELLINGTON		3	230	99%	233
MANDARIN PEDIATRICS		210	22	9%	232
PEDIATRICS IN BREVARD PA		188	44	19%	232
ST AUGUSTINE HEALTH & REHAB CENTER		231	1	0%	232
TGH		1	231	100%	232
ATLANTIC URGENT CARE		155	77	33%	232
FLORIDA ATLANTIC UNIVERSITY STUDENT HEALTH		193	38	16%	231
ManorCare Health Services-Palm Harbor	1	229			230
WALGREENS 10670		206	24	10%	230
LYNN HAVEN SPORTS COMPLEX-WALKON CLINIC		21	208	91%	229
APLS SERVICES LLC D/B/A CLEAR DIAGNOSTICS	12	215	2	1%	229
WATERMARK LAKE POINTE WOODS LLC		210	18	8%	228
Lake Port Square Health Center		212	16	7%	228
CONEY ISLAND HOSPITAL		219	7	3%	226
JACKSONVILLE UNIVERSITY	1	212	13	6%	226
PONTE VEDRA GARDENS		225	1	0%	226
PARKS HEALTHCARE & REHABILITATION CTR	4	211	11	5%	226
Lakewood Nursing Center		196	29	13%	225
CITY OF PORT SAINT LUCIE		208	16	7%	224
Avante at Inverness		223	1	0%	224
WIREGRASS DIRECT PRIMARY CARE PLLC□		190	33	15%	223
LEHIGH VALLEY GENOMICS			223	100%	223
PINNACLES PEDS CARE PA		222			222
LORI MCAULIFFE MD PA		196	26	12%	222
ARDEN COURTS OF TAMPA□	2	215	5	2%	222
NORTH FLORIDA PEDIATRICS PA - DUVAL		193	29	13%	222
THE RESIDENCE AT TIMBER PINES	4	192	25	11%	221
SAMIR EBEID MD		198	23	10%	221
DISCOVERY VILLAGE AT MELBOURNE		194	26	12%	220
CCS - JOSEPH V CONTE		218	2	1%	220
Boynton Beach Rehabilitation Center	2	213	4	2%	219
WOOD LAKE HEALTH AND REHABILITATION CENTER		219			219
220 GOLDEN, LLC	1	202	16	7%	219
Signature healthcare of Jacksonville		214	5	2%	219
Avante at Orlando		214	4	2%	218
ASCENSION MEDICAL GROUP		5	212	98%	217
LAKE PORT SQUARE		200	17	8%	217

COVID-19: testing by laboratory

Data through Mar 10, 2021 verified as of Mar 11, 2021 at 09:25 AM

Data in this report are provisional and subject to change.

The numbers in the table below represent the number of Florida and non-Florida residents for whom test results were received by the Department of Health. A person can be tested by more than one laboratory and can have both positive and negative results. **Therefore, the sum of the numbers in each column will be larger than the total number of people tested.**

Reporting lab	Inconclusive	Negative	Positive	Percent positive	Total
THE MANOR AT CARPENTERS		185	32	15%	217
ST. CLOUD REGIONAL MEDICAL CENTER		199	18	8%	217
HOLISTIC PEDIATRICS GROUP LLC		195	21	10%	216
CORAL REEF NURSING & REHABILITATION CENTER		211	5	2%	216
ANGELS DIAGNOSTIC GROUP		171	45	21%	216
CHURCH OF SCIENTOLOGY FLAG SERVICE ORGANIZATION		214	2	1%	216
BROOKDALE ATRIM WAY		210	6	3%	216
BOULEVARD REHABILITATION CENTER		202	14	6%	216
AMELIA MEDICAL CARE		67	148	69%	215
EDGEWOOD NURSING CENTER		208	7	3%	215
GATEWAY/ADVENT CENTRA CARE	1	24	190	88%	215
PALM BEACH COUNTY FIREFIGHTERS HEALTH CLINIC, LLC		176	39	18%	215
FORT PIERCE HEALTH CARE		208	7	3%	215
NSPIRE HEALTHCARE LAUDERHILL		208	6	3%	214
Orchid Cove at Sarasota		213	1	0%	214
BLOCK, NATION, CHASE, AND SMOLEN FAMILY MEDICINE		157	57	27%	214
Consulate Healthcare of West Palm Beach		197	16	8%	213
MADISON FACILITY INC		212	1	0%	213
SURREY PLACE CARE CENTER		207	6	3%	213
PCB CLINIC		167	45	21%	212
POCONO MEDICAL CENTER		212			212
San Jose Health & Rehabilitation		206	6	3%	212
CONSULATE HEALTH CARE OF WINTER HAVEN		209	3	1%	212
SUNRISE DIAGNOSTIC LABORATORY		158	53	25%	211
DOCTORS MEMORIAL FAMILY MEDICINE	2	145	64	30%	211
LIFE CARE CENTER OF PORT ST. LUCIE		200	11	5%	211
LCS SANDHILL COVE LLC DBA	6	196	9	4%	211
RENAISSANCE AT THE TERRACES		210	1	0%	211
VETERANS AFFAIRS ORLANDO VA MEDICAL CENTER			211	100%	211
SUPERIOR RESIDENCES OF PANAMA CITY BEACH		205	6	3%	211
MACTOWN, INC		209	2	1%	211
GOOD SAMARITAN SOCIETY OF DELAND		199	11	5%	210
SEAVIEW NURSING AND REHABILITATION CENTER		208	2	1%	210
CORAL GABLES NURSING & REHABILITATION CENTER		200	10	5%	210
Whispering Oaks	11	175	23	11%	209
The Palace Nursing and Rehabilitation Center		209			209
Taylor Care Center		204	5	2%	209
HEALTH FIRST - HOLMES REGIONAL MEDICAL CENTER		32	177	85%	209
LAKEVIEW INTERNAL MEDICINE		152	57	27%	209
Bayside Health and Rehabilitation		177	31	15%	208
FULGENT GENETICS	2	165	40	19%	207
RITECARE MEDICAL CENTER		136	71	34%	207
PALMS MEDICAL GROUP HIGH SPRINGS		174	33	16%	207
ADVENT HEALTH - LAKE NONA		179	28	14%	207
ST ANTHONYS REHABILITATION HOSPITAL	9	195	2	1%	206
PADDOCK RIDGE		203	3	1%	206
POMPANO REHABILITATION AND NURSING CTR		205			205

COVID-19: testing by laboratory

Data through Mar 10, 2021 verified as of Mar 11, 2021 at 09:25 AM

Data in this report are provisional and subject to change.

The numbers in the table below represent the number of Florida and non-Florida residents for whom test results were received by the Department of Health. A person can be tested by more than one laboratory and can have both positive and negative results. **Therefore, the sum of the numbers in each column will be larger than the total number of people tested.**

Reporting lab	Inconclusive	Negative	Positive	Percent positive	Total
COLONY CLUB ALF,THE	1	191	13	6%	205
GUEST HOUSE OCALA, THE		199	6	3%	205
BORLAND GROOVER CLINIC	1	168	36	18%	205
Nspire Health Care Kendall		195	10	5%	205
GLENRIDGE ON PALMER RANCH,THE		195	8	4%	203
BROOKDALE OF SPRING HILL	9	192	2	1%	203
Sunnyside Nursing Home		200	3	1%	203
SOLARIS SENIOR LIVING VERO BEACH		196	7	3%	203
POLK COUNTY HEALTH DEPARTMENT		178	24	12%	202
ADVENT HEALTH CENTRA CARE - DAYTONA BEACH		94	108	53%	202
ADVENT HEALTH CENTRA CARE - APOPKA NORTH		172	30	15%	202
PATHGROUP LABS LLC		97	105	52%	202
Governors Creek Health and Rehabilitation	1	198	2	1%	201
VAMC WEST PALM LAB		5	196	98%	201
VILLAGE PLACE NH LLC□		177	24	12%	201
CONSULATE HEALTH CARE OF MELBOURNE		196	5	2%	201
EVENT MED SERVICES LABORATORY		196	5	2%	201
INN AT ASTON GARDENS, THE		193	7	4%	200
HERITAGE HEALTHCARE AND REHABILITATION CENTER		195	5	3%	200
OAKBROOK HEALTH AND REHABILITATION CENTER	1	184	14	7%	199
ADVENT HEALTH - CARROLLWOOD	4	169	26	13%	199
SOUTHLAND SUITES OF ORMOND BEACH	4	195			199
BODYK		195	4	2%	199
LAUREL POINT CARE ACQUISITION LLC DBA SANDGATE GARDENS REHAB AND NURSI		171	27	14%	198
MORSELIFE MEMORY CARE RESIDENCE		189	9	5%	198
CHILDREN MED CARE INC		166	32	16%	198
DEPARTMENT OF HEALTH & HUMAN SERVICES		198			198
VI AT BENTLEY VILLAGE HOME CARE		197	1	1%	198
MATHISON RETIREMENT COMMUNITY, INC	1	188	8	4%	197
BRADEN RIVER REHABILITATION CENTER LLC		196	1	1%	197
ST PETERSBURG PEDIATRICS-EAST BAY	1	164	32	16%	197
ABBIEJEAN RUSSELL CARE CENTER□		195	1	1%	196
BAY VUE NURSING AND REHABILITATION CENTER		186	10	5%	196
LAKE VIEW CARE CENTER AT DELRAY		190	6	3%	196
NO FLORIDA PEDIATRICS, PA		169	27	14%	196
WHITE WILSON MEDICAL CENTER IMMEDIATE CARE		87	108	55%	195
Cross Terrace REhabitation		193	2	1%	195
FLORIDA HEALTH CARE PLAN INC		2	193	99%	195
TARPON POINT NURSING AND REHABILITATION CENTER		191	3	2%	194
PALM HARBOR FAMILY PRACTICE & WALK-IN		147	47	24%	194
MARTIN ACQUISITION 1 LLC DBA		181	13	7%	194
SARNO EXTENDED HOURS		124	69	36%	193
The Waterford		190	3	2%	193
CYPRESS POINT LIVING, LLC		177	15	8%	192
PREMIER MEDICAL CENTER LLC		192			192
Flagler Health and Rehabilitation		189	3	2%	192
SANDY PINES	2	170	19	10%	191

COVID-19: testing by laboratory

Data through Mar 10, 2021 verified as of Mar 11, 2021 at 09:25 AM

Data in this report are provisional and subject to change.

The numbers in the table below represent the number of Florida and non-Florida residents for whom test results were received by the Department of Health. A person can be tested by more than one laboratory and can have both positive and negative results. **Therefore, the sum of the numbers in each column will be larger than the total number of people tested.**

Reporting lab	Inconclusive	Negative	Positive	Percent positive	Total
AMA MEDICAL GROUP LLC		159	32	17%	191
HEALTH LINK DIAGNOSTIC LABORATORIES		182	9	5%	191
FINLAY CLINICAL LABORATORY INC		38	152	80%	190
NEO GENOMICS - FORT MYERS	1	183	6	3%	190
MIRACLE HILL NURSING & REHABILITATION CENTER INC		184	6	3%	190
SUNCOAST URGENT CARE		140	49	26%	189
MEDICAL CONSULTANTS OF FLORIDA LLC	1	155	33	17%	189
CSL PLASMA		31	158	84%	189
ARDEN COURTS OF SEMINOLE		148	41	22%	189
SPRINGS AT LAKE POINTE WOODS		187	2	1%	189
WOMEN'S CARE FLORIDA LABORATORY		183	5	3%	188
BOCA RATON REHABILITATION CENTER	4	181	3	2%	188
DOS OF NORTH SHORES NURSING & REHAB CENTER		188			188
OCEAN REEF MEDICAL CENTER		150	38	20%	188
PLANTATION NURSING & REHAB CENTER		187			187
TUSCAN GARDENS OF PALM COAST		182	5	3%	187
ADVANCED MEDICAL GROUP		1	186	99%	187
LEESBURG PEDIATRICS		161	25	13%	186
ANTHEM LAKES LLC		151	35	19%	186
FIRST CHOICE PEDIATRICS SEMORAN		97	88	48%	185
LAKESIDE HEALTH CENTER		185			185
PATHWAY PHARMACY		151	34	18%	185
VIERA MANOR ASSISTED LIVING RESIDENCE		178	7	4%	185
METROPOLITAN HOSPITAL CENTER		179	6	3%	185
NIGHT LITE PEDIATRICS WINTER GARDEN		144	41	22%	185
PATRIOT MEDICAL LABORATORIES		177	8	4%	185
GRACE PEDIATRICS		155	30	16%	185
ADVENT		172	13	7%	185
ST. JAMES BAY HEALTH AND REHABILITATION CENTER		183	1	1%	184
BAPTIST HEALTH PRIMARY CARE	1	134	49	27%	184
GEORGIA DEPARTMENT OF PUBLIC HEALTH	1	5	178	97%	184
ALLSOUTH URGENT CARE		17	166	91%	183
HOSPITAL FOR SPECIAL SURGERY		180	3	2%	183
ADVENT HEALTH CENTRA CARE - WESLEY CHAPEL		13	170	93%	183
UNIVERSITY OF MIAMI		56	127	69%	183
IMA MEDICAL GROUP		118	65	36%	183
PBC FIREFIGHTER BENEFIT FUND WELLNESS CENTER		147	36	20%	183
CANTERFIELD OF CLAY COUNTY		144	38	21%	182
FLAGLER COUNTY DETENTION CENTER		174	8	4%	182
FARAH MEDICAL		170	12	7%	182
BROOKDALE ORANGE PARK		181	1	1%	182
PARTICLE THEORY LABS		163	19	10%	182
BARKLEY PLACE	1	177	4	2%	182
LAB CORP	1	105	76	42%	182
NADAL PEDIATRICS - VICTORIA STREET (3385)		153	28	15%	181
JACKSONVILLE NURSING AND REHAB CENTER		173	8	4%	181
HOSPICE OF ST FRANCIS INC		174	7	4%	181

COVID-19: testing by laboratory

Data through Mar 10, 2021 verified as of Mar 11, 2021 at 09:25 AM

Data in this report are provisional and subject to change.

The numbers in the table below represent the number of Florida and non-Florida residents for whom test results were received by the Department of Health. A person can be tested by more than one laboratory and can have both positive and negative results. **Therefore, the sum of the numbers in each column will be larger than the total number of people tested.**

Reporting lab	Inconclusive	Negative	Positive	Percent positive	Total
ST VINCENT'S AMBULATORY CARE INC DBA	2	155	24	13%	181
AFTER HOURS PEDIATRICS INC	1	1	178	99%	180
YOUR FAMILY WALK-IN CLINIC		13	167	93%	180
CARENOW LAKE MARY		45	135	75%	180
ZON BEACHSIDE LLC☐		142	37	21%	179
STERLING HOUSE OF PUNTA GORDA		178	1	1%	179
Emory L Bennett State Veterans Nursing Home		176	3	2%	179
NEW YORK CITY DEPARTMENT OF HEALTH & MENTAL		145	33	19%	178
EDWARD J HEALEY REHAB & NURSING CENTER		178			178
GULF COAST MEDICAL CENTER		174	4	2%	178
ARDEN COURTS OF LARGO FL, LLC		156	22	12%	178
MARION AND BERNARD L SAMSON NURSING CENTER		174	4	2%	178
Heritage Park Rehabilitation & Healthcare		159	18	10%	177
ALL SEASONS NAPLES LLC☐		172	5	3%	177
PRIMECARE OF DOTHAN		123	54	31%	177
ADVENT HEALTH CENTRA CARE - CARROLLWOOD		5	172	97%	177
DISCOVERY VILLAGE AT NAPLES		159	17	10%	176
KINDRED HOSPITAL THE PALM BEACHES		171	5	3%	176
The Ponce Therapy Care Center		171	4	2%	175
ORLANDO HEALTH EMERGENCY DEPARTMENT		163	12	7%	175
ASTON GARDENS AT PELICAN MARSH		169	5	3%	174
HAWKINS FAMILY MEDICINE LLC	1	124	49	28%	174
GENE BY GENE		61	113	65%	174
CANTERFIELD OF OCALA, LLC		163	11	6%	174
QUICK CARE MED LLC	1	121	52	30%	174
SOUTH BALDWIN REGIONAL MEDICAL CENTER		162	12	7%	174
The Inn at Sarasota Bay Club		172	2	1%	174
ELLENTON PEDIATRICS PA		161	13	7%	174
US MEDICAL CARE, INC		154	19	11%	173
MIAMI VA HEALTHCARE SYSTEM			173	100%	173
KENILWORTH CARE & REHABILITATION CENTER		162	10	6%	172
WORKPLACE SCREENING INTELLIGENCE			172	100%	172
ROSECASTLE OF CITRUS		142	30	17%	172
BENDERSON FAMILY SKILLED NURSING AND☐		155	17	10%	172
JUPITER MEDICAL CENTER URGENT CARE - STUART		124	47	27%	171
CENTRAL FLORIDA HEALTHCARE GROUP LLC		150	21	12%	171
BROOKDALE FORT MYERS THE COLONY		167	4	2%	171
CRYSTAL RIVER HEALTH & REHAB		171			171
FORT WALTON REHABILITATION CENTER		133	38	22%	171
BRIGHTON EGGERT PHARMACY INC		163	7	4%	170
MEDICATION ROOMS-CSU/CI NURSE STATION	1	157	11	7%	169
CONCORD LIFE SCIENCES LLC	2	150	17	10%	169
PHYSICIANS REGIONAL MEDICAL CENTER - PINE RIDGE		20	149	88%	169
Life Care Center of Orlando		164	5	3%	169
EXOSOME DIAGNOSTICS	1	150	18	11%	169
PEDIATRIC SPECIALISTS MEDICAL GROUP☐	1	155	12	7%	168
TUSCAN GARDENS OF VENETIA MANAGEMENT COMPANY		155	13	8%	168

COVID-19: testing by laboratory

Data through Mar 10, 2021 verified as of Mar 11, 2021 at 09:25 AM

Data in this report are provisional and subject to change.

The numbers in the table below represent the number of Florida and non-Florida residents for whom test results were received by the Department of Health. A person can be tested by more than one laboratory and can have both positive and negative results. **Therefore, the sum of the numbers in each column will be larger than the total number of people tested.**

Reporting lab	Inconclusive	Negative	Positive	Percent positive	Total
PANAMA CITY DEVELOPMENTAL CENTER□		168			168
NORTH FLORIDA INTERNAL MEDICINE PA		134	34	20%	168
ANCHOR CARE AND REHABILITATION CENTER		167	1	1%	168
URGENT CARE OF THE PALM BEACHES, NORTH PALM BEACH			167	100%	167
ALLIANCE PEDIATRICS PA		162	5	3%	167
HIGHLANDS URGENT CARE			167	100%	167
BAY EDUCATORS WELLNESS CENTER		110	57	34%	167
BEACON AT GULF BREEZE, THE	2	156	9	5%	167
ADVENT HEALTH CENTRA CARE - TEMPLE TERRACE	1	103	63	38%	167
ROSECASTLE OF ZEPHRHILLS		164	3	2%	167
GLADES HEALTH CARE CENTER		163	3	2%	166
JUPITER MEDICAL CENTER URGENT CENTER		130	36	22%	166
THE ARLINGTON OF NAPLES INC.		162	3	2%	165
OSPREY VILLAGE AT AMELIA ISLAND LTD		155	10	6%	165
CITRUS HEALTH AND REHAB		132	33	20%	165
STERLING HOUSE OF WINTER HAVEN		162	3	2%	165
SUMMERFIELD EMERGENCY ROOM		121	43	26%	164
SUWANNEE VALLEY NURSING CENTER		150	14	9%	164
CARE CENTERS OF NASSAU		160	3	2%	163
BRADENTON HEALTH CARE		163			163
PEDIATRICS OF GREATER ORLANDO		140	23	14%	163
JUNO DERMATOLOGY LLC		149	14	9%	163
WALGREENS 4915	1	144	18	11%	163
WILLISTON PEDIATRICS PA	1	139	23	14%	163
COASTAL INTERNAL MEDICINE		125	38	23%	163
WOODBIDGE FACILITY INC		158	5	3%	163
MEADOWCREST FAMILY PHYSICIANS		97	66	40%	163
PRECISION GENETICS, INC		157	6	4%	163
TRI COUNTY NURSING HOME		162	1	1%	163
CAYUGA MEDICAL CENTER AT ITHACA		157	5	3%	162
MILLENNIUM PHYSICIAN GROUP LLC		140	22	14%	162
SUNY UPSTATE MEDICAL UNIVERSITY		148	13	8%	161
DOLPHIN POINTE HEALTH CARE LLC		142	19	12%	161
SOMERBY LAKE NONA		154	7	4%	161
MOBILE INFIRMARY MED CENTER PATH LAB		146	15	9%	161
LABCORP BURLINGTON		129	32	20%	161
LAKEVIEW TERRACE RETIREMENT COMMUNITY		144	17	11%	161
KEYSTONE REHAB		160			160
MID FLORIDA PATHOLOGY LLC MOBILE UNIT #4		109	51	32%	160
GREENBRIAR REHABILITATION AND NURSING CENTER	1	159			160
ARCADIA HEALTH AND REHABILITATION CENTER		100	60	38%	160
BIOIQ		111	48	30%	159
BROOKDALE PENSACOLA		158	1	1%	159
HUNT CLUB PEDIATRIC ASSOCIATES PA		101	58	36%	159
ALTAMONTE MD		1	158	99%	159
WESLEY HAVEN VILLA	1	123	34	22%	158
ARDEN COURTS OF DELRAY BEACH FL LLC	3	145	10	6%	158

COVID-19: testing by laboratory

Data through Mar 10, 2021 verified as of Mar 11, 2021 at 09:25 AM

Data in this report are provisional and subject to change.

The numbers in the table below represent the number of Florida and non-Florida residents for whom test results were received by the Department of Health. A person can be tested by more than one laboratory and can have both positive and negative results. **Therefore, the sum of the numbers in each column will be larger than the total number of people tested.**

Reporting lab	Inconclusive	Negative	Positive	Percent positive	Total
HIGHLANDS LAKE CENTER		154	4	3%	158
WUESTHOFF REF LABORATORY			158	100%	158
MIDWAY PRIMARY CARE, LLC	11	80	66	42%	157
Englewood Healthcare and Rehab		141	15	10%	156
DOCTORS MEMORIAL FAMILY PRACTICE	2	119	35	22%	156
VIPEDIATRICS PLLC		142	14	9%	156
STAR CARE		136	20	13%	156
REGENCY PARK		138	18	12%	156
TIMBERRIDGE NURSING HOME & REHAB		123	33	21%	156
COCOA BEACH/ADVENT CENTRA		41	114	74%	155
ARDEN COURTS OF FORT MYERS		151	4	3%	155
FAWCETT MEMORIAL HOSPITAL-LAB		39	115	75%	154
PRUITT HEALTH		152	2	1%	154
HIALEAH SHORES NURSING AND REHAB CENTER		146	8	5%	154
BARTRAM CROSSING		154			154
NORTH PORT REHABILITATION AND NURSING CENTER		153	1	1%	154
PALMETTTO FACILITY INC	1	153			154
A PLUS PEDIATRICS		136	18	12%	154
DIAMOND RIDGE		147	7	5%	154
WEST COAST FAMILY MEDICAL CARE		121	32	21%	153
Kindred Hospital South Florida Hollywood SNU		146	7	5%	153
FLORIDA DEPARTMENT OF HEALTH IN TAYLOR COUNTY	1	108	43	28%	152
CHARTER SENIOR LIVING OF PANAMA CITY BEACH		130	21	14%	151
POINTE, THE		122	28	19%	150
LABORATORY OF FLORIDA		97	53	35%	150
The Crossroads		149	1	1%	150
VIERA DEL MAR HEALTH AND REHABILITATION CENTER		146	4	3%	150
SUNNY HILLS ALF OF SEBRING INC		138	11	7%	149
PROVIDENCE HOSPITAL LABORATORY		141	8	5%	149
KRYSTAL BAY NURSING AND REHABILITATION		145	4	3%	149
SIGNATURE HEALTHCARE OF ORANGE PARK		146	3	2%	149
PRECISION HEALTH RESOURCES, LLC	1	133	15	10%	149
GOLD CHOICE SENIOR COMMUNITIES		109	40	27%	149
ALL FLORIDA FAMILY AND SPORTS MEDICINE		128	20	14%	148
WRIGHTS HEALTH CARE AND REHABILITATION CENTER		118	30	20%	148
VILLAGE PEDIATRICS LLC		123	25	17%	148
HEALTHPOINT MED GRP OF THE EMERALD COAST LLC		118	30	20%	148
LAKE REGIONAL URGENT CARE		11	137	93%	148
REFUAH HEALTH CENTER LABORATORY		141	7	5%	148
SEAGRASS VILLAGE FLEMING ISLAND		110	37	25%	147
NO FLORIDA PEDIATRICS, PA - BRADFORD		120	27	18%	147
PHYSICIAN PARTNERS PERRY		85	62	42%	147
SONATA COCONUT CREEK	2	122	23	16%	147
CORE BIO LABS		76	70	48%	146
CLEARWATER STATMED QUICK QUALITY CLINICS		42	104	71%	146
MILLENNIUM LAB SERVICES			146	100%	146
Quail Run Health Care Center		146			146

COVID-19: testing by laboratory

Data through Mar 10, 2021 verified as of Mar 11, 2021 at 09:25 AM

Data in this report are provisional and subject to change.

The numbers in the table below represent the number of Florida and non-Florida residents for whom test results were received by the Department of Health. A person can be tested by more than one laboratory and can have both positive and negative results. **Therefore, the sum of the numbers in each column will be larger than the total number of people tested.**

Reporting lab	Inconclusive	Negative	Positive	Percent positive	Total
THE VILLAGES REGIONAL HOSPITAL FREESTANDING		128	17	12%	145
REGENCY CARE OF BLOUNTSTOWN LLC		135	10	7%	145
NORTH BEACH REHABILITATION CENTER		143	2	1%	145
DESOTO PALMS ALF		140	5	3%	145
CAREATC CITY OF TAMPA		119	26	18%	145
BROOKDALE CAPE CORAL		145			145
AMERICAN FAMILY MEDICAL LLC		106	39	27%	145
NAVARRE GARDENS LLC		120	25	17%	145
WALGREENS 6221		127	17	12%	144
PALM BEACH COUNTY HEALTH DEPT LAB	4	134	6	4%	144
NCRNC INC		140	4	3%	144
VILLA MARIA WEST SKILLED NURSING FACILITY		137	7	5%	144
ADVENTHEALTH CENTRA CARE PONCIANA	1	81	62	43%	144
BENTON HOUSE AT OAKLEAF		114	30	21%	144
FHMG-FLORIDA HOSPITAL MEDICAL GROUP		122	22	15%	144
ADVENTHEALTH HOSPICE CARE CENTRAL FLORIDA		140	4	3%	144
GEORGE SAFRAN MD PC		130	13	9%	143
Royal Oaks Nursing and Rehab		143			143
RDV SPORTSPLEX PEDIATRICS		116	27	19%	143
JEFFERY WEINZWEIG		2	141	99%	143
CCS - PAUL REIN DETENTION FACILITY		110	33	23%	143
GRAVITY DIAGNOSTICS, LLC		36	106	75%	142
JACKSON COUNTY HEALTH DEPARTMENT		98	44	31%	142
OAKHURST CENTER		135	7	5%	142
Nemours Children's Urgent Care		80	61	43%	141
MACKOUL PEDIATRICS FORT MYERS		124	17	12%	141
FAMILY EXTENDED CARE OF CENTRAL TAMPA		123	18	13%	141
OAKS OF KISSIMMEE HEALTH AND REHABILITATION CENTER		138	3	2%	141
UNITED CLINICAL LABORATORIES		132	9	6%	141
PORT ST LUCIE REHABILITATION AND HEALTHCARE		98	43	30%	141
NOVARI CARE LLC		97	44	31%	141
QUEENS HOSPITAL CENTER	1	131	9	6%	141
Hampton Court Nursing and Rehabilitation Center		139	2	1%	141
CROSSWINDS HEALTH AND REHABILITATION CENTER	1	138	2	1%	141
NAPHCARE, INC AT MANATEE COUNTY JAIL		116	25	18%	141
WEDGEWOOD HEALTHCARE CENTER		92	48	34%	140
TUSCAN ISLE CHAMPIONSGATE OP CO LLC		138	2	1%	140
F&T MEDICAL RESEARCH, INC		140			140
FINNISH AMERICAN REST HOME-ALF		138	2	1%	140
WILTON MANORS HEALTH & REHABILITATION CENTER		130	9	6%	139
DAYSPRING VILLAGE		117	22	16%	139
CRANE CENTER		108	31	22%	139
Gulf Coast Healthcare (Longwood Health and Rehab		118	21	15%	139
VITAS HEALTHCARE CORPORATION OF FL		124	15	11%	139
SACRED HEART HEALTH SYSTEM INC		108	30	22%	138
JACKSONVILLE VA UNIVERSITY OPC	4	130	4	3%	138
ADVENT HEALTH CENTRA CARE - CITRUS PARK		9	129	93%	138

COVID-19: testing by laboratory

Data through Mar 10, 2021 verified as of Mar 11, 2021 at 09:25 AM

Data in this report are provisional and subject to change.

The numbers in the table below represent the number of Florida and non-Florida residents for whom test results were received by the Department of Health. A person can be tested by more than one laboratory and can have both positive and negative results. **Therefore, the sum of the numbers in each column will be larger than the total number of people tested.**

Reporting lab	Inconclusive	Negative	Positive	Percent positive	Total
RIVERSIDE RECOVERY OF TAMPA		137	1	1%	138
AMERICAN PATHOLOGY PARTNERS		136	2	1%	138
ADVENT HEALTH CENTRA CARE - DELAND		28	110	80%	138
LabCorp L#09258090 M#09258105		74	64	46%	138
MANOR AT BLUEWATER BAY		131	6	4%	137
ALLCARE MEDICAL CENTERS PC		113	24	18%	137
SMILEY MEDICAL GROUP		108	29	21%	137
MCW MENTAL HEALTH LLC		133	4	3%	137
PPC-LAB EDI ORCHARD BI		129	8	6%	137
SPRING HAVEN RETIREMENT	1	133	3	2%	137
CARENOW URGENT CARE - LAKE MARY			137	100%	137
ADVENT HEALTH - PALM HARBOR ER		105	31	23%	136
LONGWOOD HEALTH AND REHABILITATION CENTER		124	12	9%	136
PENSACOLA PEDIATRICS - PACE		128	8	6%	136
GRAVITY DIAGNOSTICS		48	88	65%	136
ADVENT HEALTH CENTRA CARE - ORANGE CITY	1	53	82	60%	136
CLARE BRIDGE OF CAPE CORAL	1	135			136
DB MD		121	15	11%	136
SONATA DELRAY BEACH		125	11	8%	136
PEDIATRIC CARE CENTER		135			135
CITRUS MEMORIAL HOSPITAL			135	100%	135
FLORIDA HEALTH CARE PLANS INC		1	134	99%	135
WINDSOR OF LAKEWOOD RANCH,THE		133	2	1%	135
IRL MARKET LAB ALACHUA		104	31	23%	135
CHERRY OAK PALM BEACH COUNTY		127	8	6%	135
BONITA PHARMACY		123	12	9%	135
MED COMP SCIENCES		1	134	99%	135
MV MEDICAL PRACTICE DBA PRIMARY URGENT CARE		128	7	5%	135
STEWART MEDICAL GROUP		34	100	75%	134
RITE MEDICAL CARE PC		132	2	1%	134
DOCTOR'S IN HOUSE LABORATORY		18	116	87%	134
ADVANCED MEDICAL CENTER		86	48	36%	134
MAINSTREAM DIAGNOSTIC LABORATORY LLC		114	19	14%	133
FLORIDA STATE HOSPITAL CLINICAL LABORATORY		132	1	1%	133
ISLAND HEALTH AND REHABILITATION CENTER		132	1	1%	133
GULFCOAST PEDIATRICS		125	8	6%	133
SENIOR LIVING VII TAMPA LLC	1	123	9	7%	133
SOUTH CAMPUS FACILITY INC		122	11	8%	133
QUALITY URGENT CARE AND WELLNESS PL	3	93	36	27%	132
THE REHABILITATION CENTER OF LAKE CITY		127	5	4%	132
THE WELLNESS CENTER AT LAKEWOOD RANCH		43	88	67%	131
INTEGRATED REGIONAL LABORATORIES		119	12	9%	131
LIFE BRITE		115	16	12%	131
FOUNTAINS OF HOPE LLC, THE		130	1	1%	131
PROFESSIONAL URGENT CARE SERVICES		98	33	25%	131
CLINICA HISPANA		1	129	99%	130
Lakeside Nursing and Rehabilitation Center	1	104	25	19%	130

COVID-19: testing by laboratory

Data through Mar 10, 2021 verified as of Mar 11, 2021 at 09:25 AM

Data in this report are provisional and subject to change.

The numbers in the table below represent the number of Florida and non-Florida residents for whom test results were received by the Department of Health. A person can be tested by more than one laboratory and can have both positive and negative results. **Therefore, the sum of the numbers in each column will be larger than the total number of people tested.**

Reporting lab	Inconclusive	Negative	Positive	Percent positive	Total
CENTRACARE		17	113	87%	130
MOOSEHAVEN LIFE CARE CENTER		130			130
The Crossings		127	2	2%	129
EAST NEW YORK DIAGNOSTIC AND TREATMENT		122	7	5%	129
TRI-COUNTY NURSING HOME		117	12	9%	129
BMHSI-AEL MICROBIOLOGY LABORATORY	2	102	25	19%	129
LIFE CARE CENTER OF JACKSONVILLE□		108	21	16%	129
FAWCETT MEMORIAL HOSPITAL LABORATORY			128	100%	128
WILLOW BROOKE COURT AT AZALEA TRACE		127	1	1%	128
LIFE CARE CENTER OF ALTAMONTE SPRINGS		102	26	20%	128
ENCOMPASS HEALTH REHABILITATION OF SEA PINES		127	1	1%	128
DAYSRING SENIOR LIVING LLC		126	2	2%	128
HARBORCHASE OF VERO BEACH	1	112	15	12%	128
GESSLER CLINIC PA		98	29	23%	127
JPR URGENT MEDICAL CARE		125	2	2%	127
QUICK CARE MED PL CR		80	47	37%	127
HILLSBOROUGH COUNTY DEVELOPMENTAL CTR□	1	117	9	7%	127
AMERICAN HOUSE-BONITA SPRINGS□		126	1	1%	127
SHOAL CREEK REHABILITATION CENTER		85	42	33%	127
SUNLIFE PHARMACY		117	10	8%	127
WILLOWBROOKE COURT AT ST ANDREWS ESTATES		121	5	4%	126
PROMPT CARE OF CENTRAL FLORIDA			126	100%	126
TGH URGENT CARE – SEMINOLE			126	100%	126
PEDIATRIC ASSOCIATES AT ARGYLE PA		120	6	5%	126
PROVISTA DIAGNOSTICS, INC		123	3	2%	126
FIRSTCARE CLINIC		67	58	46%	125
ARBOR GLEN AT ARBOR TRACE	2	113	9	7%	124
KINDRED HOSPITAL-BAY AREA-ST PETERSBURG LAB	1	117	6	5%	124
THE CLUB AND REHABILITATION CENTER		123	1	1%	124
MANOR CARE OF PALM HARBOR		123	1	1%	124
Mt Sinai Aventura			124	100%	124
ST JOSEPH'S HOSPITAL LABORATORY			123	100%	123
ADVENT HEALTH CENTRA CARE - BRANDON		31	92	75%	123
SONNIS PEDIATRICS PA		110	13	11%	123
ADVENTHEALTH MEDICAL GROUP FAMILY MEDICINE AT		96	27	22%	123
NORTH FL SOUTH GA HCS-MALCOM RANDALL VAMC			123	100%	123
IQBAL A FARUQUI MD□		91	32	26%	123
MEASE COUNTRYSIDE HOSPITAL		1	122	99%	123
BHA TITUSVILLE CLINIC		113	10	8%	123
WINDERMERE MEDICAL CENTER		117	5	4%	122
COQUINA CENTER		119	3	2%	122
THREE OAKS PHARMACY INC		109	13	11%	122
PARKVIEW HEALTH		121			121
GENEDX		46	75	62%	121
Crystal Health & Rehab Center		115	6	5%	121
FLORIDA DEPARTMENT OF HEALTH IN LAKE COUNTY	1	78	42	35%	121
Sandy Ridge Center for Rehabilitation and Healing		100	21	17%	121

COVID-19: testing by laboratory

Data through Mar 10, 2021 verified as of Mar 11, 2021 at 09:25 AM

Data in this report are provisional and subject to change.

The numbers in the table below represent the number of Florida and non-Florida residents for whom test results were received by the Department of Health. A person can be tested by more than one laboratory and can have both positive and negative results. **Therefore, the sum of the numbers in each column will be larger than the total number of people tested.**

Reporting lab	Inconclusive	Negative	Positive	Percent positive	Total
URGENT CARE TCMA			121	100%	121
KINDRED HOSPITAL MELBOURNE	1	116	4	3%	121
BROOKDALE JENSEN BEACH		117	3	3%	120
MINUTECLINIC DIAGNOSTIC OF RHODE ISLAND, LLC #729		116	4	3%	120
EMBRY RIDDLE AERONAUTICAL UNIVERSITY HEALTH SERVICES		1	119	99%	120
DIAGNOSTIC LABORATORY OF OKLAHOMA		97	23	19%	120
MEYER PEDIATRICS		107	13	11%	120
ARIZONA DEPARTMENT OF HEALTH SERVICES		5	115	96%	120
WALTON PLACE		119			119
BOSTON RED SOX CLUB LP		117	2	2%	119
ISLAND URGENT CARE PLLC DBA AFC URGENT CARE		118	1	1%	119
PALMS FACILITY INC		104	15	13%	119
MATHISON RETIREMENT COMMUNITY		114	5	4%	119
RESEARCH CENTERS OF AMERICA, LLC		97	22	18%	119
HOBDAIR FAMILY HEALTH LLC		82	36	31%	118
CLERMONT URGENT CARE			118	100%	118
COASTAL HEALTH AND REHAB		110	8	7%	118
SH HERON EAST LLC		103	15	13%	118
ESCAMBIA COUNTY JAIL DETENTION DIVISION		115	3	3%	118
CITRUS MEMORIAL HEALTH SYSTEM LAB		2	116	98%	118
PSL NAPLES BH OPERATIONS, LLC		118			118
RDX BIOSCIENCE		60	58	49%	118
NEIGHBORHOOD MEDICAL CENTER		112	5	4%	117
JEFFERSON COUNTY HEALTH DEPARTMENT-MONTICELLO		86	31	26%	117
Avante at Melbourne		116	1	1%	117
MEMORY CARE OF NAPLES		117			117
SEMINOLE TRIBE OF FLORIDA		94	22	19%	116
PANAMA PHARMACY	3	96	17	15%	116
D PEDIATRICS		101	15	13%	116
AMERICAN HOUSE COCONUT POINT		99	17	15%	116
BELVEDERE COMMONS OF FORT WALTON BEACH		106	10	9%	116
LEE COUNTY SCHOOL DISTRICT	1	108	7	6%	116
SUNFLOWER SPRINGS ASSISTED LIVING		105	10	9%	115
VITAS HEALTHCARE CORPORATION OF FLORIDA		112	3	3%	115
BROOKDALE COLONIAL PARK	2	112	1	1%	115
FLORIDA ATLANTIC UNIVERSITY		109	6	5%	115
MAGNOLIA MEDICAL CLINIC		11	104	90%	115
THE COURTYARD ASSISTED LIVING		111	4	3%	115
ST PETERSBURG PEDIATRICS-MLK JUNIOR BLVD		106	9	8%	115
TIFFANY HALL NURSING AND REHAB CENTER		106	9	8%	115
BROWARD HEALTH CORAL SPRINGS EPIDEMIOLOGY DEPT		1	113	99%	114
CABANA AT JENSEN DUNES, THE		110	4	4%	114
TRADITION MEDICAL CENTER LABORATORY		49	65	57%	114
ATMORE COMMUNITY HOSPITAL LABORATORY		87	27	24%	114
ELAN BUENA VISTA		97	17	15%	114
NADAL PEDIATRICS		87	27	24%	114
MONTEFIORE MEDICAL CENTER LABORATORIES - MOSES		104	10	9%	114

COVID-19: testing by laboratory

Data through Mar 10, 2021 verified as of Mar 11, 2021 at 09:25 AM

Data in this report are provisional and subject to change.

The numbers in the table below represent the number of Florida and non-Florida residents for whom test results were received by the Department of Health. A person can be tested by more than one laboratory and can have both positive and negative results. **Therefore, the sum of the numbers in each column will be larger than the total number of people tested.**

Reporting lab	Inconclusive	Negative	Positive	Percent positive	Total
Courtyards of Orlando Care Center		101	12	11%	113
KINDRED HOSPITAL SOUTH FLORIDA		111	2	2%	113
HIGHLANDS MEDICAL CENTER		110	3	3%	113
TREASURE COAST MEDICAL ASSOCIATES		4	109	96%	113
PINELLAS COUNTY JAIL			113	100%	113
UNIVERSITY MEDICAL CENTER SUITES		99	13	12%	112
Summit Medical Group		103	9	8%	112
CLEVELAND CLINIC FOUNDATION		12	100	89%	112
WESTWOOD NURSING & REHAB		78	34	30%	112
SOLARIS SENIOR LIVING OF MERRITT ISLAND		108	4	4%	112
KINDRED HOSPITAL - SOUTH FLORIDA		109	3	3%	112
ALLIED HEALTH FORT PIERCE		112			112
HAZELDEN FLORIDA	1	107	3	3%	111
PHYSICIANS REGIONAL CLINIC		82	29	26%	111
GARDENS HEALTH NH LLC		110	1	1%	111
HOSPICE OF THE TREASURE COAST		107	4	4%	111
ARBOR TERRACE ORTEGA LLC	2	107	2	2%	111
L&S SENIOR CARE DBA ARCADIA OAKS	4	105	1	1%	110
Lehigh Acres Health and Rehabilitation		99	11	10%	110
HOSPICE OF THE EMERALD COAST INC - PANAMA CITY	2	101	7	6%	110
FLORIDA MEDICAL CLINIC LLC		61	49	45%	110
WELLNOW URGENT CARE PC		110			110
MD 365 MEDICAL CARE		109	1	1%	110
LAKE HOUSE ASSISTED LIVING		93	17	15%	110
Peninsula Care and Rehab		98	12	11%	110
FLAGLER COLLEGE HEALTH SERVICES		80	30	27%	110
MG PORT CHARLOTTE II SUBTENANT LLC		99	11	10%	110
AHEC CLINIC		7	103	94%	110
GRAND OAKS HEALTH & REHABILITATION		108	1	1%	109
TGH URGENT CARE – TYRONE		2	107	98%	109
PINELLAS CARE CENTER		79	30	28%	109
BIODESIX, INC.		81	28	26%	109
ALTERNATIVE LIVING, INC DBA TWIN CITIES PAVILION		105	3	3%	108
EVANS HEALTH CARE		106	2	2%	108
North Lake Care Center		107	1	1%	108
FIRST CHOICE PEDIATRICS INC		99	9	8%	108
UNIVERSITY HEALTH SYSTEM INC		98	10	9%	108
Riviera Health Resort		108			108
SOUTH BALDWIN MEDICAL CENTER GULF SHORES		85	22	21%	107
NAVY HOSPITAL			107	100%	107
BAY VIEW HEALTHCARE		85	22	21%	107
Centre Pointe Health and Rehabilitation Center		96	11	10%	107
HEARTLAND PHARMACY LAKE PLACID, INC		80	27	25%	107
ALL MY KIDS PEDIATRICS INC		75	32	30%	107
ELMCROFT OF BELLA VITA		98	8	8%	106
BAYCARE HEALTH SYSTEMS		2	104	98%	106
CVS		24	82	77%	106

COVID-19: testing by laboratory

Data through Mar 10, 2021 verified as of Mar 11, 2021 at 09:25 AM

Data in this report are provisional and subject to change.

The numbers in the table below represent the number of Florida and non-Florida residents for whom test results were received by the Department of Health. A person can be tested by more than one laboratory and can have both positive and negative results. **Therefore, the sum of the numbers in each column will be larger than the total number of people tested.**

Reporting lab	Inconclusive	Negative	Positive	Percent positive	Total
NORTH FLORIDA EVALUATION AND TREATMENT CENTER	2	99	5	5%	106
MINUTECLINIC LLC #4987		92	14	13%	106
HEART OF FLORIDA REGIONAL MED CTR		35	71	67%	106
HEARTLAND HEALTHCARE AND REHAB CENTER		84	22	21%	106
CSL PLASMA INC		7	99	93%	106
ARBOR TERRACE SAN JOSE LLC	3	101	2	2%	106
SUMMIT MEDICAL GROUP PA		95	10	10%	105
PICH KTM CORP DBA MEDTOWN PHARMACY		89	16	15%	105
DIATHERIX LABORATORIES		61	44	42%	105
SEMINOLE SPORTS AND FAMILY MEDICINE		94	11	10%	105
ROHR HOME		102	3	3%	105
SURFSIDE URGENT CARE		84	21	20%	105
MY CLINICAL LAB INC		17	88	84%	105
MEDICAL CONSULTANTS OF FLORIDA DBA	1	90	14	13%	105
Sunrise Health and Rehabilitation Center		101	4	4%	105
PANCARE HEALTH GULF COUNTY		76	28	27%	104
LATE HOURS URGENT CARE		58	46	44%	104
BAPTIST HEALTH URGENT CARE AT PLANTATION		78	26	25%	104
GRANDE, THE	2	98	4	4%	104
PREDICTIVE LABORATORIES, INC	1	90	13	13%	104
J FRANK AVEY MD		81	23	22%	104
VISTA MANOR		92	12	12%	104
PEDIATRIC CARE CENTER- JACKSONVILLE BEACH		75	29	28%	104
EAST RIDGE RETIREMENT VILLAGE INC		104			104
PRIME HEALTH OF NORTH PORT LLC		91	12	12%	103
KINDRED HOSPITAL NORTH FLORIDA	3	94	6	6%	103
FHMG LAKE MARY PEDS		89	14	14%	103
NSPIRE HEALTHCARE TAMARAC		80	23	22%	103
ABSOLUTE HEALTH INTERNAL MEDICINE AND PEDIATRICS		90	13	13%	103
LEE MEMORIAL HEALTH SYSTEM HEALTH FAIR		98	5	5%	103
OPPENHEIMER PLASTIC SURGERY LLC		98	5	5%	103
A2Z DIAGNOSTICS		101	1	1%	102
FAMILY MEDICAL CARE OF PALM BEACH		42	60	59%	102
VIERA HOSPITAL			102	100%	102
ISLAND DOCTORS		12	89	88%	101
BROOKDALE VERO BEACH SOUTH AL		101			101
CARE RESOURCE COMMUNITY HEALTH CENTERS INC		97	4	4%	101
EC OPCO CARROLLWOOD LLC		95	6	6%	101
WHITE PLAINS HOSPITAL CENTER LAB		97	4	4%	101
ST MARK ASSISTED LIVING CENTER	1	88	12	12%	101
SUNSHINE GARDENS		100	1	1%	101
SEVEN HILLS HEALTH AND REHABILITATION CENTER		84	16	16%	100
MINUTECLINIC DIAGNOSTIC		94	6	6%	100
ST PETERSBURG PEDIATRICS-SEMINOLE		87	13	13%	100
CCS - BROWARD COUNTY JAIL		94	6	6%	100
WESTCHESTER MEDICAL CENTER		97	3	3%	100
DOUGLAS T JACOBSON STATE VETERANS HOME		100			100

COVID-19: testing by laboratory

Data through Mar 10, 2021 verified as of Mar 11, 2021 at 09:25 AM

Data in this report are provisional and subject to change.

The numbers in the table below represent the number of Florida and non-Florida residents for whom test results were received by the Department of Health. A person can be tested by more than one laboratory and can have both positive and negative results. **Therefore, the sum of the numbers in each column will be larger than the total number of people tested.**

Reporting lab	Inconclusive	Negative	Positive	Percent positive	Total
Consulate Health Care of Port Charlotte		98	2	2%	100
VILLAS OF HOLLY BROOK - BRADENTON 14TH		100			100
ESCAMBIA COUNTY JAIL	1	73	26	26%	100
EMERALD COAST CENTER		96	4	4%	100
PruittHealth Fleming Island		87	12	12%	99
325TH MEDICAL GROUP		83	16	16%	99
CAREMOUNT MEDICAL - PATHOLOGY		95	4	4%	99
CENTRAL FLORIDA HEALTH CARE		47	52	53%	99
MICRO PATH LABORATORIES INC		96	3	3%	99
SANIBEL INTERNAL MEDICINE, LLC		96	3	3%	99
GLOBAL CENTRAL LABS AT PPD	2	88	9	9%	99
MACADAMS HOME HEALTH AGENCY		97	1	1%	98
FLORIDA COMMUNITY HEALTH CENTERS INC			98	100%	98
URINEGOODHANDS LLC		96	2	2%	98
LANDMARK, THE		48	50	51%	98
CONCIMED LLC		86	12	12%	98
TURNING POINT OF TAMPA		92	6	6%	98
MINUTECLINIC DIAGNOSTIC OF TEXAS, LLC		88	10	10%	98
CHARLES CROFT MD	1	96	1	1%	98
INNOVATIVE GENOMICS, LLC		77	21	21%	98
PLAZA OF HALLANDALE BEACH		98			98
Cross Landings Health and Rehabilitation		97	1	1%	98
SEMINOLE COUNTY HEALTH DEPARTMENT		79	19	19%	98
LABCORP RTP		34	63	65%	97
HURLBURT FIELD CLINIC		39	58	60%	97
HEALTH CENTERS AT BRENTWOOD		96	1	1%	97
KEY LARGO - LARGO CARGO		92	5	5%	97
RIDGEWOOD DIAGNOSTIC LABORATORY		92	5	5%	97
KORGENE LAB	1	28	68	70%	97
ORANGE PARK PEDIATRICS		88	9	9%	97
ARBOR TRAIL		77	20	21%	97
MINNESOTA TWINS		92	5	5%	97
ORLANDO LUTHERAN TOWERS ASSISTED LIVING		96			96
BAYSHORE MEMORY CARE		96			96
DELAND WELLNESS CENTER			96	100%	96
COLLIER PHARMACY		76	20	21%	96
MARKET STREET VIERA		95	1	1%	96
PEDIATRIC ASSOCIATES ORLANDO		82	14	15%	96
DEVANSH LAB WERKS INC		79	16	17%	95
BARBARA O'REILLY MD PA		92	3	3%	95
PALMS EDGE	1	88	6	6%	95
ARDEN COURTS OF LELY PALMS		93	2	2%	95
CROSS CITY REHABILITATION AND HEALTH CARE CENTER		72	23	24%	95
SIGNATURE HEALTHCARE OF PORT CHARLOTTE		88	7	7%	95
Golfview Healthcare Center		90	5	5%	95
MIAMI BEACH COMMUNITY HEALTH CENTER		1	94	99%	95
SUPERIOR RESIDENCES OF LECANTO		80	15	16%	95

COVID-19: testing by laboratory

Data through Mar 10, 2021 verified as of Mar 11, 2021 at 09:25 AM

Data in this report are provisional and subject to change.

The numbers in the table below represent the number of Florida and non-Florida residents for whom test results were received by the Department of Health. A person can be tested by more than one laboratory and can have both positive and negative results. **Therefore, the sum of the numbers in each column will be larger than the total number of people tested.**

Reporting lab	Inconclusive	Negative	Positive	Percent positive	Total
THE TERRACE OF KISSIMMEE		80	15	16%	95
HOSPICE OF MARTIN & ST LUCIE, INC		92	3	3%	95
QPS, LLC		91	3	3%	94
MINUTECLINIC DIAGNOSTIC OF SOUTH CAROLINA, LLC		78	16	17%	94
KALEIDA HEALTH CENTER FOR LABORATORY		88	6	6%	94
CONSULATE HEALTH CARE OF SARASOTA	1	93			94
NORTH SHORE MEDICAL LABS	1	86	7	7%	94
ADVENT HEALTH CENTRA CARE - EAST ORLANDO		65	29	31%	94
LECONTE MEDICAL CENTER LAB		75	19	20%	94
DIAGNOSTIC SOLUTIONS		3	91	97%	94
VITAS HEALTHCARE		83	10	11%	93
PENNSYLVANIA DEPT OF HEALTH		21	72	77%	93
ADVENT HEALTH CENTRA CARE - WATERMAN		79	14	15%	93
ARDEN COURTS OF PALM HARBOR		74	19	20%	93
ADVENTHEALTH MEDICAL GROUP PRIMARY CARE		89	4	4%	93
PRESERVE AT PALM AIRE	3	90			93
EPWORTH VILLAGE RETIREMENT COMMUNITY		93			93
HARBORCHASE OF NAPLES		79	13	14%	92
LAKELAND REGIONAL HEALTH LAKE MIRIAM		50	42	46%	92
GIBBENS FAMILY MEDICAL, LLC		73	19	21%	92
CORNERSTONE MEDICAL CARE OF BRANDON PL		75	16	18%	91
TUSCAN ISLE OPERATING COMPANY LLC DBA		88	3	3%	91
AEGIS MEDICAL GROUP		74	17	19%	91
BAHIA OAKS LODGE		85	6	7%	91
JOHN KNOX VILLAGE OF FLORIDA ALF	1	86	4	4%	91
HERON CLUB AT PRESTANCIA		89	2	2%	91
MAGNOLIA DIAGNOSTIC		2	89	98%	91
KEYS MEDICAL GROUP			90	100%	90
PEDIATRICS IN BREVARD PA- ROCKLEDGE		54	36	40%	90
ADVANCED EMURGENT CARE		27	63	70%	90
CENTURY CENTER FOR REHABILITATION & HEALING		72	18	20%	90
STUART LODGE LIVING LLC		66	23	26%	89
ATRIUM AT LIBERTY PARK		85	4	4%	89
HAWTHORN HOUSE		75	14	16%	89
NORTH FLORIDA SPINE AND WELLNESS		69	20	22%	89
BAPTIST MEDICAL CENTER SOUTH		73	16	18%	89
BAY REGIONAL URGENT CARE	1	51	37	42%	89
Winter Garden Rehab and Nursing Facility		78	11	12%	89
FREEDOM INN AT TARPON SPRINGS		82	7	8%	89
ASHRAF MEDICAL GROUP PLLC DBA PULSE MD		85	3	3%	88
GOVERNOR'S CREEK HEALTH & REHABILITATION		87	1	1%	88
LAKE GIBSON VILLAGE, LLC		85	3	3%	88
LENOX HILL HOSPITAL		81	7	8%	88
East Bay Rehabilitation Center		54	34	39%	88
AVERO DIAGNOSTICS		64	24	27%	88
ERIE COUNTY MEDICAL CTR CLINICAL LABS		83	4	5%	87
BRANDON HEALTH AND REHABILITATION CENTER	1	85	1	1%	87

COVID-19: testing by laboratory

Data through Mar 10, 2021 verified as of Mar 11, 2021 at 09:25 AM

Data in this report are provisional and subject to change.

The numbers in the table below represent the number of Florida and non-Florida residents for whom test results were received by the Department of Health. A person can be tested by more than one laboratory and can have both positive and negative results. **Therefore, the sum of the numbers in each column will be larger than the total number of people tested.**

Reporting lab	Inconclusive	Negative	Positive	Percent positive	Total
DEBARY HEALTH AND REHABILITATION CENTER		84	3	3%	87
MINUTECLINIC DIAGNOSTIC OF SOUTH CARO		72	15	17%	87
CLYDE E LASSEN STATE VETERANS NURSING HOME		62	25	29%	87
STONY BROOK UNIVERSITY MEDICAL CENTER		73	14	16%	87
PACIFIC ANALYTICS			87	100%	87
EXPERTUS LABORATORIES INC		28	59	68%	87
LABFIRST - DEPARTMENT OF PATHOLOGY		83	4	5%	87
WEST		73	14	16%	87
BAY PINES MEDICAL ASSOCIATES		1	86	99%	87
CALADIUM PEDIATRICS		79	8	9%	87
SOUTH GEORGIA MEDICAL CENTER		48	38	44%	86
PENSACOLA DEVELOPMENTAL CENTER		67	19	22%	86
CAN COMMUNITY HEALTH		85	1	1%	86
CRESTVIEW URGENT CARE		15	71	83%	86
DISCOVERY VILLAGE AT THE FORUM		86			86
A COUNTRY PLACE ASSISTED LIVING FACILITY		83	2	2%	85
HARBOR BEACH NURSING AND REHABILITATION CENTER		82	3	4%	85
PORT CHARLOTTE REHABILITATION CENTER		72	13	15%	85
MIAMI SHORES NURSING & REHAB		85			85
LIFESTREAM BEHAVIORIAL CENTER		64	21	25%	85
AVANTE AT OCALA INC		55	30	35%	85
RAPID RELIABLE TESTING NY LLC		78	7	8%	85
WALGREENS #12673		82	3	4%	85
MINUTECLINIC DIAGNOSTIC OF NORTH CARO		75	10	12%	85
W. FRANK WELLS NURSING HOME		84	1	1%	85
GRAND OAKS OF JENSEN BEACH LLC□		84	1	1%	85
SONATA WEST		83	2	2%	85
Baldwin Pediatrix		73	11	13%	84
PINES OF SARASOTA GARDEN		84			84
UNIVERSTIY CENTER MEDICAL LLC DBA	1	79	4	5%	84
WINDSOR OAKS		83	1	1%	84
NITE LITE PEDIATRICS - JACKSONVILLE		76	8	10%	84
ARDEN COURTS OF WEST PALM BEACH		84			84
ARBOR OAKS AT TYRONE	9	73	2	2%	84
Lanier Rehab		58	25	30%	83
LABCORP EMPLOYER SERVICES		82	1	1%	83
EISENHOWER ARMY MEDICAL CENTER		76	7	8%	83
ARDEN COURTS OF SARASOTA		67	16	19%	83
CANOPY ON BERRYHILL, THE		51	32	39%	83
FLORIDA DEPARTMENT OF HEALTH IN WALTON COUNTY		70	13	16%	83
LAFAYETTE NURSING AND REHABILITATION CENTER		81	2	2%	83
THE PAVILION FOR HEALTH CARE		72	10	12%	82
LAB		29	53	65%	82
LAKE HOWELL FAMILY MEDICINE ASSOCIATES		69	13	16%	82
BRILLIANCE ASSISTED LIVING		65	17	21%	82
QUALITY URGENT CARE AND WELLNESS		45	37	45%	82
MINUTECLINIC DIAGNOSTIC OF NORTH CAROL		68	14	17%	82

COVID-19: testing by laboratory

Data through Mar 10, 2021 verified as of Mar 11, 2021 at 09:25 AM

Data in this report are provisional and subject to change.

The numbers in the table below represent the number of Florida and non-Florida residents for whom test results were received by the Department of Health. A person can be tested by more than one laboratory and can have both positive and negative results. **Therefore, the sum of the numbers in each column will be larger than the total number of people tested.**

Reporting lab	Inconclusive	Negative	Positive	Percent positive	Total
Lexington Health and Rehabilitation Center		82			82
TOTAL CARE PLUS LLC			82	100%	82
EAST ALABAMA MEDICAL CENTER LABORATORY		70	12	15%	82
CATHOLIC HEALTH SYSTEM DEPT LABORATORY		80	2	2%	82
HUNTSVILLE HOSPITAL LABORATORY		57	25	30%	82
LONG TERM CARE OF JAY, LLC		60	21	26%	81
BIO-TECH CLINICAL LABORATORIES		41	40	49%	81
NEW SMYRNA BEACH URGENT CARE			81	100%	81
CARE CENTERS OF NASSAU, LLC - HENDRICKS RD		81			81
ROSECASTLE AT DELANEY CREEK		79	1	1%	80
MENORAH HOUSE		79	1	1%	80
GATTOLINE ENTERPRISES, INC. DBA FAMILY CARE PHARMACY		68	12	15%	80
MD 365 MEDICAL CARE PLLC		80			80
ACE BIOMEDICAL LABS LLC		67	13	16%	80
KEYSTYLE LIVING LLC	1	77	1	1%	79
CBS LABS OF TAMPA LLC		3	76	96%	79
BALMORAL TENANT SERVICES INC	1	43	35	44%	79
MED ONE AT SAINT AUGUSTINE		49	30	38%	79
ECOLAB GROUP		45	34	43%	79
EDGEWATER AT WATERMAN VILLAGE		78	1	1%	79
EMERALD COAST BEHAVIORAL HOSPITAL		73	6	8%	79
CHAMBREL AT ISLAND LAKE		76	3	4%	79
PUTNAM COUNTY SHERIFFS OFFICE		73	6	8%	79
VETERANS AFFAIRS MEDICAL CENTER - PALO ALTO		28	51	65%	79
LANDMARK HOSPITAL SOUTHWEST FLORIDA LLC		76	3	4%	79
PLYMOUTH HOME FOR ADULTS, INC.	8	70	1	1%	79
BEACHES PEDIATRICS PA		73	5	6%	78
HUNTINGTON HOSPITAL LABORATORY		75	3	4%	78
LAKE MORTON PLAZA□		75	3	4%	78
Madison Health and Rehabilitation Center		42	36	46%	78
CENTRAL BALDWIN IMMEDIATE CARE & FAMILY PRACTICE		59	18	23%	77
ORANGE CITY NURSING AND REHAB		75	2	3%	77
FLORIDA PEDIATRIC GROUP		27	50	65%	77
PARK OF THE PALMS INC		77			77
HEALTH FIRST - PALM BAY HOSPITAL		2	75	97%	77
LAB PLUS, LLC AT SAINT THOMAS WEST HOSPITAL		63	14	18%	77
TRUE NORTH HEALTH NAVIGATION LLC DBA DISPATCHHEALTH	1	60	16	21%	77
ST VINCENT'S BIRMINGHAM		71	6	8%	77
WEST VOLUSIA FAMILY AND SPORTS MEDICINE		75	1	1%	76
DYNAMIC MEDICAL USA			76	100%	76
WINDSOR REFLECTIONS		75	1	1%	76
S-H THIRTY-FIVE OPCO- PORT ST LUCIE, LLC	1	75			76
MOBILE PHYSICIAN SERVICES INC		68	8	11%	76
JERICO URGENT CARE		73	3	4%	76
FHMG- FLORIDA HOSPITAL MEDICAL GROUP		65	11	14%	76
WALGREENS 9627		70	6	8%	76
Belleair Healthcare Center		70	6	8%	76

COVID-19: testing by laboratory

Data through Mar 10, 2021 verified as of Mar 11, 2021 at 09:25 AM

Data in this report are provisional and subject to change.

The numbers in the table below represent the number of Florida and non-Florida residents for whom test results were received by the Department of Health. A person can be tested by more than one laboratory and can have both positive and negative results. **Therefore, the sum of the numbers in each column will be larger than the total number of people tested.**

Reporting lab	Inconclusive	Negative	Positive	Percent positive	Total
G & R HEALTH MART PHARMACY		63	13	17%	76
PANIRA HEALTHCARE CLINIC		2	74	97%	76
CLINICAL PATHOLOGY ASSOCIATES-SONIC REFERENCE LAB		76			76
BAPTIST HEALTH SOUTH FLORIDA - WEST BOCA URGENT CARE		52	24	32%	76
PROMEDICA LABORATORIES		21	54	72%	75
ADVENTHEALTH EXPRESSCARE		45	30	40%	75
MINUTECLINIC DIAGNOSTIC OF OHIO LLC		59	16	21%	75
BLISS HEALTHCARE SERVICES	1	52	22	29%	75
BOND CLINIC PA		43	32	43%	75
AU HEALTH		61	14	19%	75
ALLIANCE PEDIATRICS		43	31	42%	74
PENSACOLA PEDIATRICS MILTON		65	9	12%	74
NOAH CLINICAL LABORATORY		63	11	15%	74
COOPER FAMILY MEDICAL PLLC		54	20	27%	74
BROOKDALE OVIEDO		72	2	3%	74
BROWARD HEALTH MEDICAL CENTER		3	71	96%	74
BROWARD HEALTH MEDICAL CENTER CLINICAL LAB			73	100%	73
SIMED LABORATORY		57	16	22%	73
SCOTT LAKE HEALTH AND REHABILITATION CENTER		71	2	3%	73
HOLMES COUNTY HEALTH DEPARTMENT	1	59	13	18%	73
WATERCREST ST LUCIE WEST	1	69	3	4%	73
RARITAN BAY PERTH AMBOY		66	7	10%	73
PUBLIC SQUARE PHARMACY LLC		56	17	23%	73
SOUTH LAKE PEDIATRICS		67	6	8%	73
CONSULATE HEALTH CARE - LAKE MARY		72	1	1%	73
CATHOLIC HEALTH SERVICES REGIONAL LAB		66	7	10%	73
LAKE WALES OPERATING GROUP LLC		68	5	7%	73
KINDRED AT HOME		64	9	12%	73
MID FLORIDA PRIMARY CARE PA		58	14	19%	72
ALTAMONTE PEDIATRIC ASSOCIATES		31	41	57%	72
HAVEN OF OUR LADY OF PEACE		72			72
CRAIG BERGER MD PL D/B/A BAY AREA EYE INSTITUTE		72			72
MORTON PLANT HOSPITAL NURSING			72	100%	72
OAK MANOR NURSING HOME		67	4	6%	71
MEDRITE URGENT CARE		59	12	17%	71
STERLING HOUSE OF TALLAHASSEE	3	62	6	8%	71
WALGREENS 2941		68	3	4%	71
MERCY MEDICAL URGENT CARE CENTER INC		31	40	56%	71
NORTH FLORIDA PEDIATRICS		57	14	20%	71
INN AT ASTON GARDENS AT PELICAN POINTE,THE		67	4	6%	71
ADVANCED LAB		67	4	6%	71
AMMON LABS		61	10	14%	71
WALGREENS #06012		64	7	10%	71
BARRY UNIVERSITY STUDENT HEALTH SERVICES		37	33	47%	70
PANCARE HEALTH - MALONE CLINIC		63	7	10%	70
ADVENT HEALTH - LAKE MARY		60	10	14%	70
GV NAPLES OPCO, LLC		69	1	1%	70

COVID-19: testing by laboratory

Data through Mar 10, 2021 verified as of Mar 11, 2021 at 09:25 AM

Data in this report are provisional and subject to change.

The numbers in the table below represent the number of Florida and non-Florida residents for whom test results were received by the Department of Health. A person can be tested by more than one laboratory and can have both positive and negative results. **Therefore, the sum of the numbers in each column will be larger than the total number of people tested.**

Reporting lab	Inconclusive	Negative	Positive	Percent positive	Total
PALM BAY HOSPITAL			70	100%	70
USF HEALTH MORSANI CENTER		5	65	93%	70
ASSOCIATED CLINICAL LABORATORIES		62	8	11%	70
LAKE CITY VA MEDICAL CENTER			70	100%	70
SUNCOAST COMMUNITY HEALTH CENTERS PEDIATRICS		21	49	70%	70
SUMMIT AT VENICE	2	63	5	7%	70
Highlands Regional Hospital		63	7	10%	70
EXPRESS DOCS LLC			70	100%	70
SAN JOSE SENIOR CARE LLC	1	43	25	36%	69
HERITAGE HEALTHCARE AND REHABILITATION CENTER		69			69
PEDIATRIC SERVICES AND BREATHING CENTER PA		49	20	29%	69
STONY BROOK SOUTHAMPTON		68	1	1%	69
CP/AIG PENSACOLA DEVELOPMENT LLC		66	3	4%	69
PARKSIDE INN	3	64	2	3%	69
PLANTATION GENERAL HOSPITAL CLINICAL LAB		26	43	62%	69
MEMORIAL MANOR		69			69
BIG BOCA SMILES LLC		66	2	3%	68
MD LABS		41	27	40%	68
BROOKDALE BONITA SPRINGS		67	1	1%	68
MISIR DRUGS LLC		56	12	18%	68
CL BRUMBACK PRIMARY CARE CLINICS		17	51	75%	68
AEL- MEMPHIS		17	51	75%	68
JENNIFER J CHIAVETTA-GRLSANTI DC		55	13	19%	68
Avante at St Cloud, Inc.		66	2	3%	68
SUNCOAST OPTIMAL WELLNESS		23	45	66%	68
JACOBI MEDICAL CENTER		62	5	7%	67
MEASE MANOR INC		63	4	6%	67
GENPATH			67	100%	67
BIGGERS FAMILY MEDICINE PA	1	61	5	7%	67
EC OPCO PENSACOLA, LLC		66	1	1%	67
BOND CLINIC DR ELDEEB		35	32	48%	67
ST JOHNS COUNTY DETENTION CENTER		67			67
Gabisa Medical LLC		66			66
INDIGO MANOR		22	44	67%	66
PRIMECARE AT TWIN LAKES		1	65	98%	66
DISCOVERY VILLAGE AT PALM BEACH GARDENS		65	1	2%	66
TITUSVILLE FAMILY PRACTICE		16	50	76%	66
MEDEX MEDICAL EXPRESS OF PALATKA			66	100%	66
Stratford Court of Palm Harbor		56	10	15%	66
PANCARE HEALTH - FREEPORT CLINIC SUITE B		57	9	14%	66
MED EXPRESS		6	60	91%	66
TROPICANA MANUFACTURING COMPANY INC		60	6	9%	66
TERRACE AT HOBE SOUND, THE	1	62	3	5%	66
SOMERBY OF SANTA ROSA BEACH		57	9	14%	66
BROOKDALE PALM COAST		66			66
AMERICAN FAMILY MEDICAL		53	13	20%	66
ISLAND COAST PEDIATRICS		58	7	11%	65

COVID-19: testing by laboratory

Data through Mar 10, 2021 verified as of Mar 11, 2021 at 09:25 AM

Data in this report are provisional and subject to change.

The numbers in the table below represent the number of Florida and non-Florida residents for whom test results were received by the Department of Health. A person can be tested by more than one laboratory and can have both positive and negative results. **Therefore, the sum of the numbers in each column will be larger than the total number of people tested.**

Reporting lab	Inconclusive	Negative	Positive	Percent positive	Total
NORTH CENTRAL BRONX HOSPITAL		63	2	3%	65
BOND AND STEELE CLINIC, PA		51	14	22%	65
HARMONY CLINIC		1	64	98%	65
SUMMER VISTA ASSISTED LIVING		38	27	42%	65
LEVY COUNTY DEPARTMENT OF HEALTH		48	17	26%	65
NORTH SHORE UNIVERSITY HOSPITAL LABORATORY		59	6	9%	65
TREASURE COAST FORENSIC TREATMENT CTR		44	21	32%	65
LUTHERAN HAVEN ASSISTED LIVING		65			65
BISHOP GRADY VILLAS		63	2	3%	65
VETERANS AFFAIRS MEDICAL CENTER - GULF COAST		27	38	58%	65
GRAND VILLA OF DELAND		59	6	9%	65
BROOKDALE CENTRE POINTE	1	64			65
AFTER HOURS PEDIATRICS			65	100%	65
OKEECHOBEE URGENT CARE		17	48	74%	65
TRINITY AL SENIOR HOUSING LLC		45	19	30%	64
JOSEPH L MORSE GERIATRIC CENTER	2	59	3	5%	64
GREENLEAF ALF		63	1	2%	64
WADSWORTH HEALTH CENTER		61	3	5%	64
OUT OF STATE		40	24	38%	64
DELCARE PA		49	15	23%	64
NEMOURS CHILDRENS PRIMARY CARE OVIEDO		51	13	20%	64
NOMI HEALTH LAB SERVICES LLC		5	59	92%	64
Summit Medical Group, Pa DbA Citymd		58	6	9%	64
ADVENT HEALTH CENTRA CARE - WINTER GARDEN		18	46	72%	64
NXGEN MDX		20	44	69%	64
APOLLO HEALTH & REHABILITATION		58	6	9%	64
CORAL GABLES HOSPITAL			64	100%	64
THOMAS INTERNAL MEDICINE		52	11	17%	63
DAVID POSNACK JEWISH DAY SCHOOL		63			63
APC PEDIATRICS AT RYE ROAD MEDICAL PARK		63			63
SOS MOBILE MEDICAL CARE LLC		52	11	17%	63
BEEHIVE HOMES OF GULF BREEZE		47	16	25%	63
MEDI CLINIC SARASOTA INC		62	1	2%	63
VIERA HEALTH AND REHABILITATION CENTER		62	1	2%	63
OVERLOOK HOSPITAL LABORATORY		57	5	8%	62
FLORIDA MEDICAL CLINIC PA		46	16	26%	62
MENTAL HEALTH CARE INC		53	9	15%	62
PEDIATRIC SERVICES OF AMERICA INC		60	2	3%	62
BURRY'S PHARMACY INC		37	25	40%	62
LAKELAND REGIONAL HEALTH		38	24	39%	62
SAMFORD UNIVERSITY HEALTH SERVICES		61	1	2%	62
GRAND ST PAUL CVS		61			61
MICHAEL AKPEKE MD		52	9	15%	61
DASCENA, INC		52	9	15%	61
Winter Park Care and Rehab		60	1	2%	61
WASHINGTON REHABILITATION AND NURSING CENTER		51	10	16%	61
NORTH FLORIDA MEDICAL CENTER		57	4	7%	61

COVID-19: testing by laboratory

Data through Mar 10, 2021 verified as of Mar 11, 2021 at 09:25 AM

Data in this report are provisional and subject to change.

The numbers in the table below represent the number of Florida and non-Florida residents for whom test results were received by the Department of Health. A person can be tested by more than one laboratory and can have both positive and negative results. **Therefore, the sum of the numbers in each column will be larger than the total number of people tested.**

Reporting lab	Inconclusive	Negative	Positive	Percent positive	Total
ADVENT HEALTH - PALM COAST		1	60	98%	61
EMERALD COAST HOSPICE		60	1	2%	61
HERNANDO COUNTY FIRE RESCUE DISTRICT		27	34	56%	61
TROY REGIONAL MEDICAL CENTER		50	11	18%	61
VITAS HEALTHCARE CORP OF FLORIDA		60	1	2%	61
FLORIDA HEALTH CARE		8	52	87%	60
TWIN CREEKS ASSISTED LIVING & MEMORY CARE		57	3	5%	60
81ST MEDICAL GROUP		28	32	53%	60
CINNAMON COVE ALF		59	1	2%	60
NAIA		60			60
SUWANNEE COUNTY SHERIFF OFFICE		57	3	5%	60
SILVER LAKE PEDIATRICS PA		55	5	8%	60
WILSON MEMORIAL REGIONAL MEDICAL CENTER		56	4	7%	60
PALM BAY URGENT CARE		28	32	53%	60
THE PRESERVE AT CLEARWATER		58	2	3%	60
BIOTECH		52	7	12%	59
WAVE CREST HEALTH AND REHABILITATION CENTER		57	2	3%	59
Consulate Health Care of Jacksonville		45	14	24%	59
INTERNAL MEDICINE ASSOCIATES PA		55	4	7%	59
INTERNAL LAB		50	9	15%	59
CARDIOLOGY AND MEDICINE ASSOCIATES		43	16	27%	59
TBI RESIDENTIAL SERVICES, INC.		48	11	19%	59
FERN PARK DEVELOPMENTAL CENTER		5	54	92%	59
UHEALTH AT FISHER ISLAND			59	100%	59
AMERICAN ESOTERIC LAB-BIRMINGHAM		58	1	2%	59
NORTHEAST FLORIDA STATE HOSP-NURSING		58	1	2%	59
MILLENIUM PHYSICIANS GROUP		1	58	98%	59
RITECARE MED CTR H			59	100%	59
LPG CONVENIENT CARE AT PINE ISLAND ROAD		53	6	10%	59
AR ANESTHESIA LLC		58	1	2%	59
HORIZON ALF		57	1	2%	58
MICHIGAN DEPARTMENT OF HEALTH AND HUMAN SERVICES	1		57	98%	58
DEVELOPMENTAL DISABILITIES DEFENDANT PROGRAM		56	2	3%	58
Margate Health and Rehabilitation Center		56	2	3%	58
THE GOOD SHEPARDS OF DELAND-WEST		57	1	2%	58
SONATA BOCA RATON		54	4	7%	58
KINDRED HOSPITAL CENTRAL TAMPA BLOOD GAS	1	52	5	9%	58
Conway Lakes Health and Rehabilitation Center		57			57
COASTAL DETOX		57			57
STEINHATCHEE FAMILY MEDICAL CENTER	1	48	8	14%	57
KEY WEST MEDICAL CENTER	1	50	6	11%	57
ROYAL CARE OF AVON PARK		54	3	5%	57
EAST HILL PHARMACY		39	18	32%	57
ST FRANCIS HOSPITAL		49	8	14%	57
BENTLEY CARE CENTER		57			57
BioReference Laboratories, Inc		7	50	88%	57
THE CANOPY AT BERRYHILL		57			57

COVID-19: testing by laboratory

Data through Mar 10, 2021 verified as of Mar 11, 2021 at 09:25 AM

Data in this report are provisional and subject to change.

The numbers in the table below represent the number of Florida and non-Florida residents for whom test results were received by the Department of Health. A person can be tested by more than one laboratory and can have both positive and negative results. **Therefore, the sum of the numbers in each column will be larger than the total number of people tested.**

Reporting lab	Inconclusive	Negative	Positive	Percent positive	Total
LINCOLN MEDICAL AND MENTAL HEALTH CENTER		54	3	5%	57
MALCOM RANDALL DEPT OF VAMC			57	100%	57
Palms at Ponte Vedra Assisted Livning and Memory Care		54	3	5%	57
ASCENSION SACRED HEART BAY LABORATORY		54	3	5%	57
ALZHEIMERS CARE CENTER OF VIERA LTD		37	20	35%	57
KAPG FLEMING ISLAND SENIOR HOUSING OPCO LLC	1	56			57
PHYSICIANS PRIMARY CARE OF SOUTHWEST FLORIDA		39	17	30%	56
TOWERS HOME CARE☐		52	4	7%	56
HIALEAH HOSPITAL RESPIRATORY DEPT			56	100%	56
REGENCY OAKS HEALTH CENTER		54	2	4%	56
GENESIS DERMATOLOGY		52	4	7%	56
FREEDOM SQUARE NURSING CENTER☐		48	8	14%	56
MARQUIS LABS, LLC		55	1	2%	56
MEDLOGIC LABORATORIES		3	53	95%	56
EAGLES WATCH CLUSTER		47	9	16%	56
DEPT OF VA MED CENTE-WEST PALM BEACH			56	100%	56
MAUREEN OROURKE-FUTEY			56	100%	56
TUKA PEDIATRICS		7	49	88%	56
TIFFANY HALL NURSING AND REHAB		44	12	21%	56
MINUTECLINIC DIAGNOSTIC OF NEW JERSEY		49	7	13%	56
ATRIA PARK OF LAKE FOREST (WG HERITAGE LF LLC)		54	2	4%	56
SONATA HUNTERS CREEK		47	8	15%	55
CDR MAGUIRE INC	1	7	47	85%	55
PREMIER MEDICAL ASSOCIATES ALL FLORIDA LLC		54	1	2%	55
KENDALL REGIONAL MEDICAL CENTER LAB	3		52	95%	55
ARTHREX MEDICAL CENTER		32	23	42%	55
CARE CENTERS OF NASSAU LLC MINER ROAD SOUTH		55			55
COOPER FAMILY MEDICAL, PLLC		45	10	18%	55
life Care Center of Melbourne		38	17	31%	55
PANCARE HEALTH - JACKSON COUNTY		44	11	20%	55
NITE LITE PEDIATRICS - PORT ST. LUCIE		46	9	16%	55
TREASURE COAST PEDIATRICS PA		49	5	9%	54
CLERMONT HEALTH AND REHAB		40	14	26%	54
CERTUS MTD OPCP LLC		52	2	4%	54
CHILDREN'S HOSPITAL OF ALABAMA		53	1	2%	54
SARATOGA HOSPITAL LABORATORY		49	5	9%	54
UNITED LABORATORY SERVICES CORPORATION		38	16	30%	54
SARASOTA CO. HEALTH DEPT # 58		40	14	26%	54
INSTITUTE OF PATHOLOGY KINGS COUNTY		53	1	2%	54
SAFARI PEDIATRICS PA		53	1	2%	54
PALM BAY PEDIATRICS		36	18	33%	54
FAMILY EXTENDED CARE OF PUNTA GORDA		54			54
ST. CLOUD MEDICAL GROUP		54			54
AESTHETIC ENHANCEMENTS		54			54
JUNIPER VILLAGE AT NAPLES		53	1	2%	54
BUECHELE DENTAL PA DBA CLERMONT FAMILY DENTISTRY		45	9	17%	54
Salerno Bay Health & Rehabilitation Center		44	10	19%	54

COVID-19: testing by laboratory

Data through Mar 10, 2021 verified as of Mar 11, 2021 at 09:25 AM

Data in this report are provisional and subject to change.

The numbers in the table below represent the number of Florida and non-Florida residents for whom test results were received by the Department of Health. A person can be tested by more than one laboratory and can have both positive and negative results. **Therefore, the sum of the numbers in each column will be larger than the total number of people tested.**

Reporting lab	Inconclusive	Negative	Positive	Percent positive	Total
SOMERSET			53	100%	53
PROMEDICA SENIOR LIVING		51	2	4%	53
ST CLOUD PHYSICIAN MANAGEMENT LLC DBA ST CLOUD		28	25	47%	53
FINLAY CLINICAL LABORATORY		20	33	62%	53
QUOTIENT SCIENCES LABS LLC			53	100%	53
BARNETT PARK☐		2	51	96%	53
ADVENT HEALTH - MOUNT DORA		9	44	83%	53
CVS MINUTE CLINIC		1	52	98%	53
APOLLOMDX LABS		31	22	42%	53
VPA PC LAB		48	5	9%	53
NICEVILLE URGENT CARE		8	45	85%	53
BIG BEND CARES, INC		45	8	15%	53
Osprey Point Nursing Center		51	2	4%	53
BARNES HEALTHCARE OF FLORIDA LLC		49	4	8%	53
WEST ISLIP URGENT CARE		47	5	10%	52
ALEXANDER NININGER STATE VETERANS		52			52
ADVENT HEALTH		49	3	6%	52
ROCKLEDGE REGIONAL MEDICAL CENTER		30	22	42%	52
SNH BRFL TENANT LLC	2	50			52
INTERNAL MEDICINE SPECIALIST		46	6	12%	52
ROSECASTLE OF JACKSONVILLE LLC		51	1	2%	52
LITTLE NECK URGENT CARE		49	2	4%	51
GOOD HEARTS COVID TESTING		8	43	84%	51
MICHAEL A VENAZIO MD		48	3	6%	51
GENTIVA HEALTH SERVICES CERTIFIED INC		48	3	6%	51
VALENCIA HOUSE ALF		50	1	2%	51
INN AT THE FOUNTAINS, THE		34	17	33%	51
PALM RIVER COMMUNITY HEALTH CENTER		46	5	10%	51
LPG PEDIATRICS AT PAGE FIELD		50	1	2%	51
AVANTE ST CLOUD		48	3	6%	51
UNIVERSITY OF WEST FLORIDA, THE		50	1	2%	51
ROCHESTER GENERAL HOSPITAL LABORATORY		47	4	8%	51
CAMPBELL URGENT CARE			51	100%	51
GULFVIEW MEDICAL INSTITUTE		51			51
GATEWAY CARE CENTER		50	1	2%	51
Jupiter Medical Center Pavilion		50	1	2%	51
S-H THIRTY FIVE OPCO - ORANGE CITY, LLC		41	10	20%	51
FLORIDA HEALTH CARE DELAND			50	100%	50
PORT ST. LUCIE - ZAXBY'S		50			50
BETHUNE-COOKMAN UNIVERSITY		32	18	36%	50
SOUTHEAST ALABAMA MEDICAL CENTER			50	100%	50
DOH-WEST PALM BEACH BRANCH LABORATORY		3	47	94%	50
WALGREENS #10373		48	2	4%	50
MISSION OAKS ASSISTED LIVING☐		48	2	4%	50
ORCHID COVE AT DAYTONA		45	5	10%	50
OCALA CBOC		45	5	10%	50
GOLDEN POND COMMUNITIES		50			50

COVID-19: testing by laboratory

Data through Mar 10, 2021 verified as of Mar 11, 2021 at 09:25 AM

Data in this report are provisional and subject to change.

The numbers in the table below represent the number of Florida and non-Florida residents for whom test results were received by the Department of Health. A person can be tested by more than one laboratory and can have both positive and negative results. **Therefore, the sum of the numbers in each column will be larger than the total number of people tested.**

Reporting lab	Inconclusive	Negative	Positive	Percent positive	Total
PENNSYLVANIA DEPARTMENT OF HEALTH BUREAU OF LABORATORIES			50	100%	50
FAST PACE MEDICAL CLINIC, PLLC		43	7	14%	50
TRADITIONAL HOME HEALTH OF PALM BEACH INC		49	1	2%	50
BENTON HOUSE OF PORT ORANGE		44	6	12%	50
SOLARIS SENIOR LIVING NORTH NAPLES		48	1	2%	49
ALLEGRO		47	2	4%	49
SOFT CELL LABORATORIES		45	4	8%	49
HCTB INC		47	2	4%	49
ST VINCENTS PRIMARY CARE		44	5	10%	49
SOUTH CAROLINA DEPT OF HEALTH AND ENVIRONMENT CONTROL		10	39	80%	49
USF		1	48	98%	49
MEADOWCREST FAMILY PHYSICIANS PA	1	27	21	43%	49
NORTHBROOK CENTER FOR		47	2	4%	49
HEALTH FIRST - CAPE CANAVERAL HOSPITAL		1	48	98%	49
RAINBOW PEDIATRICS PC LLC / BREAKFAST POINT		38	11	22%	49
ADVENT HEALTH EXPRESS CARE		4	45	92%	49
DOH		23	26	53%	49
ERDOX		46	2	4%	48
NAPLES PEDIATRICS INC		43	5	10%	48
COURTYARD GARDENS OF JUPITER		48			48
FUTURE PEDIATRICS		45	3	6%	48
GRAND OAKS OF PALM CITY LLC	1	41	6	13%	48
PREMIER COMMUNITY HEALTHCARE GROUP INC		46	2	4%	48
PHILLIPPE RIDGE		36	12	25%	48
THE TERRACE OF JACKSONVILLE		3	45	94%	48
HILA BECKERMAN MD LLC	1	44	3	6%	48
SEWANEE MOLECULAR DIAGNOSTICS LABORATO		48			48
CAREMED INTERNAL MEDICINE		30	18	38%	48
PREMIER MEDICAL ASSOCIATES		46	2	4%	48
PERSONAL PEDIATRICS		42	6	13%	48
GRAND AVENUE RX			48	100%	48
BAY CENTER HURRICANE SHELTER		48			48
GRACE MEDICAL HOME		37	11	23%	48
SOUTHSIDE HOSPITAL NORTHWELL HEALTH LABORATORY		40	7	15%	47
NEW YORK PRESBYTERIAN - QUEENS DIAGNOSTIC		44	3	6%	47
NAVARRE GARDENS		41	6	13%	47
HERNANDO ENDOSCOPY AND SURGERY CENTER		36	11	23%	47
CAPE REGIONAL MEDICAL CENTER		45	2	4%	47
BRADFORD COUNTY HEALTH DEPARTMENT		46	1	2%	47
INTERLAB		1	46	98%	47
MINUTECLINIC DIAGNOSTIC OF KANSAS, PA		38	9	19%	47
MIRIMUS CLINICAL LABS	1	19	27	57%	47
POPLAR HEALTHCARE PLLC	1	11	35	74%	47
FHMG_CTR FOR SENIOR HEALTH		42	5	11%	47
MINUTECLINIC DIAGNOSTIC OF HAWAII LLC		41	6	13%	47
COMPLETE HOME CARE OF THE PALM BEACHES LLC		43	4	9%	47
PRACTICE MANAGEMENT OF AMERICA, INC.		7	40	85%	47

COVID-19: testing by laboratory

Data through Mar 10, 2021 verified as of Mar 11, 2021 at 09:25 AM

Data in this report are provisional and subject to change.

The numbers in the table below represent the number of Florida and non-Florida residents for whom test results were received by the Department of Health. A person can be tested by more than one laboratory and can have both positive and negative results. **Therefore, the sum of the numbers in each column will be larger than the total number of people tested.**

Reporting lab	Inconclusive	Negative	Positive	Percent positive	Total
HARTFORD HEALTH SERVICES LLC		46			46
SONORAN DESERT PATHOLOGY ASSOCIATES		3	43	93%	46
COLLIER BLVD HMA PHYSICIAN MANAGEMENT LLC		46			46
WE SCREEN LLC		46			46
ADVENT HEALTH MEDICAL GROUP OB GYN AT		40	6	13%	46
EAST MANATEE FAMILY	1	1	44	96%	46
HOME CARE PHARMACY		46			46
ERIC C MRSHAL, MD, PC #1842		43	3	7%	46
FAMILY EXTENDED CARE OF WINTER HAVEN		44	2	4%	46
PREMIER PLACE HEALTHCARE AT THE GLENVIEW		46			46
KAPG ST AUGUSTINE SENIOR HOUSING OPCO LLC		37	9	20%	46
Citymd Of Toms River		40	6	13%	46
ADVENT HEALTH - LAKE WALES		34	12	26%	46
WG EVERGREEN WOODS SH LLC		46			46
FELICIDAD MEDICAL CENTER		1	45	98%	46
H LEE MOFFITT CANCER CENTER MICRO		46			46
CAMBRIDGE SECURITY SERVICES		43	3	7%	46
EMERGENCY PHYSICIANS MEDICAL CENTER LLC		28	18	39%	46
MOBILE DOC FL, LLC		29	17	37%	46
CITYMD OF MANAHAWKIN		43	2	4%	45
REDI-MED WALK-IN FAMILY CARE			45	100%	45
CENTRA CARE – LAKE NONA		5	40	89%	45
SOUTHPORT SQUARE HARBOUR HEALTH		45			45
BRP SH OPCO LLC		45			45
CALHOUN COUNTY HEALTH DEPT		20	25	56%	45
FAMILY HEALTH CENTER		32	13	29%	45
GRAND VILLA OF LAKELAND		41	4	9%	45
NORTH FLORIDA / SOUTH GEORGIA VETERANS HEALTH SYSTEM		1	44	98%	45
WINTER GARDEN REHAB AND NURSING CENTER		41	4	9%	45
STUART URGENT CARE			45	100%	45
NIGHT LITE PEDIATRICS CENTER LLC		10	35	78%	45
NEXT MOLECULAR ANALYTICS		14	31	69%	45
XPRESS URGENT CARE- PORT ST. LUCIE		8	37	82%	45
AVOW HOSPICE INC		45			45
ALLIANCE OF PHYSICIANS AGAINST COVID-19			45	100%	45
COLLIER URGENT CARE CENTERS		44	1	2%	45
NEOGENOMICS LABORATORIES INC		45			45
AESTHETIC SURGERY CENTER OF WINTER PARK, THE	3	37	4	9%	44
THE MERIDIAN AT BOCA RATON	1	43			44
MARIANNA HEALTH AND REHABILITATION CENTER		43	1	2%	44
MEDEXPRESS - BLOOMIN BRANDS		27	17	39%	44
HOLY NAME HOSPITAL LABORATORY		42	2	5%	44
MADISON COUNTY MEMORIAL HOSPITAL LABORATORY		15	29	66%	44
PEDIATRICS OF CENTRAL FLORIDA – SAINT CLOUD	2	40	2	5%	44
MORTON PLANT			44	100%	44
Gulf Shore Care Center		39	5	11%	44
PATRICK AIR FORCE BASE		3	41	93%	44

COVID-19: testing by laboratory

Data through Mar 10, 2021 verified as of Mar 11, 2021 at 09:25 AM

Data in this report are provisional and subject to change.

The numbers in the table below represent the number of Florida and non-Florida residents for whom test results were received by the Department of Health. A person can be tested by more than one laboratory and can have both positive and negative results. **Therefore, the sum of the numbers in each column will be larger than the total number of people tested.**

Reporting lab	Inconclusive	Negative	Positive	Percent positive	Total
THE TRADITION OF THE PALM BEACHES		43	1	2%	44
S-H THIRTY FIVE OPCO - LUTZ, LLC		43	1	2%	44
FLORIDA HOSPITAL		28	16	36%	44
QHC UPSTATE MEDICAL PC		36	8	18%	44
BENTLEY VILLAGE II		35	9	20%	44
TGH URGENT CARE POWERED BY FAST TRACK			43	100%	43
PRINCETON VILLAGE☐		39	4	9%	43
LARA HEALTH AND WELLNESS CENTER LLC		43			43
TAMPA BAY CONCIERGE DOCTOR, LLC		41	2	5%	43
WOLFF CTR FOR CHILD & ADOLESCENT HEALTH PLLC,THE		26	17	40%	43
LAKE MARY KIDS CENTRA CARE		33	10	23%	43
BRANCH MEDICAL CLINIC			43	100%	43
WALGREENS 3145		40	3	7%	43
Guardian Care Nursing and Rehabilitation Center		43			43
LINCOLN DIAGNOSTIC LAB		41	2	5%	43
CENTRAL FLORIDA PEDIATRICS		17	26	60%	43
KESHAV RX LLC		37	6	14%	43
RADIOLOGY ASSOCIATES OF VENICE AND ENGLEWOOD		41	2	5%	43
SAN CARLOS PHARMACY		39	4	9%	43
FIRST CHOICE URGENT CARE		12	30	71%	42
Atlantic Shore Nursing and Rehab		42			42
LONG ISLAND JEWISH MED CTR		39	3	7%	42
SUMTER PEDIATRICS		39	3	7%	42
DOT DOC SARASOTA		40	2	5%	42
SUNCOAST TECHNICAL COLLEGE SCHOOL OF HEALTH		42			42
ISLAND URGENT CARE PLLC		40	2	5%	42
CLINICAL LABORATORY		42			42
LONG ISLAND UNIVERSITY - POST CAMPUS		42			42
KIVA AT CANTERBURY		25	17	40%	42
MINUTE CLINIC INCORPORATE		35	7	17%	42
DUVAL PHARMACY		31	11	26%	42
SPRING MANOR ASSISTED LIVING		42			42
BENTON HOUSE OF ST. JOHNS		40	2	5%	42
LUTHERAN HAVEN EXTENDED CONGREGATE CAR		42			42
MAIMONIDES-SHALOM ACADEMY, INC		41	1	2%	42
PLAINVIEW URGENT CARE		40	2	5%	42
BRONX LEBANON HOSPITAL-MEDICAL CENTER		37	4	10%	41
URGENT CARE & WELLNESS CENTER		10	31	76%	41
STAT ONE URGENT CARE CENTER		2	39	95%	41
UNIVERSITY OF ALABAMA		38	3	7%	41
University Hills health and Rehabilitation		31	10	24%	41
FLORIDA HOSPITAL NEW SMYRNA		4	37	90%	41
ST ANTHONYS PRIMARY CARE LLC/JACKSON STREET			41	100%	41
PATRICK MANOR INCORPORATED		41			41
PEDIATRICS OF CENTRAL FLORIDA KISSI		33	8	20%	41
A & R RESEARCH GROUP		35	6	15%	41
INTERCOASTAL MEDICAL GROUP			41	100%	41

COVID-19: testing by laboratory

Data through Mar 10, 2021 verified as of Mar 11, 2021 at 09:25 AM

Data in this report are provisional and subject to change.

The numbers in the table below represent the number of Florida and non-Florida residents for whom test results were received by the Department of Health. A person can be tested by more than one laboratory and can have both positive and negative results. **Therefore, the sum of the numbers in each column will be larger than the total number of people tested.**

Reporting lab	Inconclusive	Negative	Positive	Percent positive	Total
ATRIA WILLOW WOOD		39	2	5%	41
ROYAL PALM SENIOR RESIDENCE		41			41
VILLAGES VA CBOC	2	36	3	7%	41
WHITE-WILSON MEDICAL CENTER		30	11	27%	41
UNION MEDICAL CARE PLLC		41			41
GRAMERCY PARK URGENT CARE		39	2	5%	41
ADVENT HEALTH CENTRA CARE - LAKE LAND		30	10	25%	40
CORNERSTONE PEDIATRICS		30	10	25%	40
MILLENIA ADVANCED SCIENTIFIC LLC			40	100%	40
PACIFICA SENIOR LIVING OCALA		35	5	13%	40
NORTHWELL HEALTH PLAINVIEW HOSPITAL LABORATORY		31	9	23%	40
AVALON PARK RETIREMENT RESIDENCE		39	1	3%	40
MID-FLORIDA PATHOLOGY, LLC		32	8	20%	40
PRIDE DIAGNOSTICS		24	16	40%	40
LOURDES HOSPITAL INC		38	2	5%	40
ADVENTIST HEALTH SYSTEM FLORIDA		27	13	33%	40
CLINICAL PATHOLOGY LABORATORIES, INC		40			40
CAPITAL REGIONAL MEDICAL CENTER		2	38	95%	40
LONGLEAF DIAGNOSTIC LABORATORIES		11	29	73%	40
ALL AMERICAN URGENT CARE			40	100%	40
NORTH CAROLINA DEPARTMENT OF HEALTH & HUMAN SERVICES	1		39	98%	40
GUYAN VALLEY WELLNESS CENTER		32	7	18%	39
BAY COUNTY JAIL ANNEX		34	5	13%	39
MIAMI CLINICAL RESEARCH CORP			39	100%	39
CROSSROADS URGENT CARE		24	15	38%	39
PANCARE HEALTH - BAY COUNTY - YOUNGSTOWN		35	4	10%	39
BIOFIRE		7	32	82%	39
MEDEX MEDICAL EXPRESS OF PALATKA LLC			39	100%	39
BAYSHORE PATHOLOGY CONSULTANTS PA		37	2	5%	39
BROOKDALE BRANDON	1	38			39
BRIDGEVIEW CENTER LLC		27	12	31%	39
WG BAYPOINT VILLAGE SH LLC		38	1	3%	39
OCOEE PEDIATRICS		32	7	18%	39
CLINICAL RESEARCH SEQUENCING PLATFORM		8	31	79%	39
CARE 4 U MANAGEMENT, INC			39	100%	39
JUNIPER VILLAGE AT CAPE CORAL		34	5	13%	39
LAKE LAND REGIONAL HEALTH GATEWAY CENTER		16	23	59%	39
CEDAR CREEK AT KINGS BAY INC		39			39
LAKE INTERNAL MEDICINE ASSOCIATES PA		32	6	16%	38
PINES NURSING HOME		36	2	5%	38
M&V SAN JOSE MEDICAL CENTER			38	100%	38
VIP WALK IN CLINIC		19	19	50%	38
HOMEWOOD RESIDENCE AT FREEDOM PLAZA		37	1	3%	38
MOLECULAR DIAGNOSTICS		5	33	87%	38
GEORGE E WEEMS MEMORIAL HOSPITAL LAB		28	10	26%	38
STEWART MEDICAL GROUP, INC		21	17	45%	38
BOND CLINIC, PA		9	29	76%	38

COVID-19: testing by laboratory

Data through Mar 10, 2021 verified as of Mar 11, 2021 at 09:25 AM

Data in this report are provisional and subject to change.

The numbers in the table below represent the number of Florida and non-Florida residents for whom test results were received by the Department of Health. A person can be tested by more than one laboratory and can have both positive and negative results. **Therefore, the sum of the numbers in each column will be larger than the total number of people tested.**

Reporting lab	Inconclusive	Negative	Positive	Percent positive	Total
FLORIDA DEPARMENT OF HEALTH CLAY COUNTY		25	13	34%	38
AUTUMN OF SARASOTA		12	26	68%	38
IMA MEDICAL GROUP POINCIANA		15	23	61%	38
CITRUS COUNTY HEALTH DEPARTMENT		34	4	11%	38
PREMISE HEALTH MIA		1	37	97%	38
TALLAHASSEE VA OPC		36	2	5%	38
BAPTIST URGENT CARE		35	3	8%	38
CCRC @ SUNFLOWER LLC		35	3	8%	38
VILLAGE ON THE ISLE□		33	5	13%	38
THE COLLIER AT NAPLES		36	1	3%	37
LAKE CO EMPLOYEE HEALTH AND WELLNESS CENTER		33	4	11%	37
INNOVATION CLINICAL TRIALS, INC			37	100%	37
ONE MILO		37			37
PATHOGENIUS LABORATORIES		30	7	19%	37
ANDALUSIA HEALTH		20	17	46%	37
LYSTER ACH FT RUCKER AL		34	3	8%	37
PONCE THERAPY CARE CENTER		34	3	8%	37
SUNSHINE ASSISTED LIVING		37			37
OPTUMCARE SOUTH FLORIDA, LLC		30	7	19%	37
MAIN STREET MEDICAL CENTER OF CRESTVIEW PA		19	18	49%	37
BRANDON COMMUNITY HEALTH CENTER		29	8	22%	37
ST AUGUSTINE PEDIATRIC ASSOC		33	4	11%	37
CONNECTICUT DEPARTMENT OF HEALTH		22	15	41%	37
EASTERN SHORE URGENT CARE		26	11	30%	37
FAMILY EXTENDED CARE OF SEBRING INC		35	2	5%	37
ACCURATE DIAGNOSTIC LAB		35	2	5%	37
GENEXPERT			37	100%	37
HOLZER HEALTH CENTER		5	32	86%	37
TAYLORVILLE FAMILY MEDICINE		30	7	19%	37
IMA MEDICAL CENTER		23	14	38%	37
HR SARASOTA OPERATOR LLC		25	12	32%	37
BVL/LITTLE ANGEL PEDIATRICS		36			36
BELVEDERE COMMONS OF SUN CITY CENTER□		36			36
LIGHTHOUSE PEDIATRICS OF NAPLES		32	4	11%	36
WASHINGTON COUNTY HEALTH DEPARTMENT		24	12	33%	36
NIGHT LITE PEDIATRIC CENTER		10	26	72%	36
MINUTECLINIC DIAGNOSTIC OF SOUTH CAROL		33	3	8%	36
COURTYARD GARDENS OF BOYNTON BEACH, LLC		33	3	8%	36
ADVANCE URGENT CARE CENTER, LLC		1	35	97%	36
ATRIA SAN PABLO		34	2	6%	36
BULLS HEAD URGENT CARE		34	2	6%	36
MAKO MEDICAL		21	15	42%	36
HARMONY HEALTH OPCO, LLC		15	21	58%	36
CORRECTIONAL MEDICAL GROUP		27	9	25%	36
LONGWOOD CARDIOLOGY			36	100%	36
PROFESSIONAL PEDIATRICS		34	2	6%	36
MAINSTREET FAMILY URGENT CARE		1	34	97%	35

COVID-19: testing by laboratory

Data through Mar 10, 2021 verified as of Mar 11, 2021 at 09:25 AM

Data in this report are provisional and subject to change.

The numbers in the table below represent the number of Florida and non-Florida residents for whom test results were received by the Department of Health. A person can be tested by more than one laboratory and can have both positive and negative results. **Therefore, the sum of the numbers in each column will be larger than the total number of people tested.**

Reporting lab	Inconclusive	Negative	Positive	Percent positive	Total
CDR MAGUIRE - MIAMI BEACH CC MISSION 17388		2	33	94%	35
WUESTHOFF MEMORIAL HOSPITAL			35	100%	35
UNIVERSITY HOSPITAL		30	5	14%	35
MINUTECLINIC DIAGNOSTIC OF RHODE ISLAND, LLC #1544		34	1	3%	35
ST. MARYS MEDICAL CENTER		1	34	97%	35
POARCH BANC CREEK INDIANS TRIBAL HEALTH DEPARTMENT			35	100%	35
ALWAYS BEST CARE SENIOR SERVICES		32	3	9%	35
BENTON HOUSE OF CLERMONT		35			35
NCHD		21	14	40%	35
PATHGROUP		9	26	74%	35
P23 LABS		35			35
PARKSIDE HEALTH AND REHABILITATION CENTER			35	100%	35
STETSON UNIVERSITY STUDENT HEALTH CENTER		3	32	91%	35
IRL		4	31	89%	35
GUIDEWELL EMERGENCY MEDICINE DOCTORS LLC		12	23	66%	35
NEUROINTERNATIONAL SARASOTA		32	3	9%	35
PRMG - EAST NAPLES	1	23	11	31%	35
ADVENT HEALTH - FISH MEMORIAL		2	33	94%	35
VIKOR SCIENTITIC		5	30	86%	35
CAREHERE LAKE SCHOOLS EMPLOYEE HEALTH CENTER		24	11	31%	35
BOCA TOXICOLOGY LLC		33	2	6%	35
FHMG-FLORIDA HOSPITAL MEDICAL GROUP		25	9	26%	34
ORANGE COUNTY CORRECTIONS HEALTH SERVICES		32	2	6%	34
PARAMOUNT WALK-IN CLINIC		1	33	97%	34
RASHDA ALBIBI M.D. P.A.		31	3	9%	34
JOHN KNOX VILLAGE OF CENTRAL FLORIDA		30	4	12%	34
COLLIER HMA PHYSICIAN MANAGEMENT LLC		26	8	24%	34
JFK MEDICAL CENTER NORTH LAB		1	33	97%	34
PECONIC BAY MEDICAL CENTER LABORATORY		26	8	24%	34
ASHTON PLACE	3	27	4	12%	34
ENCOMPASS HEALTH REHABILITATION HOSPITAL OF LARGO		31	3	9%	34
MEDCOMP SCIENCES			34	100%	34
REDI-MED WALK IN FAMILY CLINIC			34	100%	34
FLORIDA PEDIATRIC GROUP PA		28	6	18%	34
LONG TERM CARE OF GULF BREEZE LLC		30	4	12%	34
SOUTHCOR LABORATORY		4	30	88%	34
NORTH FLORIDA PEDIATRICS - JACKSONVILLE		30	4	12%	34
ST LUCIE COUNTY JAIL		25	9	26%	34
TUSCAN GARDENS OF DELRAY BEACH MANAGEMENT COMPANY,		34			34
HARBORCHASE OF WELLINGTON CROSSING		32	2	6%	34
NIGHT LITE PEDIATRICS URGENT CARE CENTER			33	100%	33
METRO KNOXVILLE HMA		25	8	24%	33
AHSE ROP		32	1	3%	33
Kensington Gardens		33			33
CORAL HOUSE ASSISTED LIVING COMMUNITY LLC		33			33
GREENRIDGE GROUP HOME	3	11	19	58%	33
PHOSPHORUS DIAGNOSTICS		27	6	18%	33

COVID-19: testing by laboratory

Data through Mar 10, 2021 verified as of Mar 11, 2021 at 09:25 AM

Data in this report are provisional and subject to change.

The numbers in the table below represent the number of Florida and non-Florida residents for whom test results were received by the Department of Health. A person can be tested by more than one laboratory and can have both positive and negative results. **Therefore, the sum of the numbers in each column will be larger than the total number of people tested.**

Reporting lab	Inconclusive	Negative	Positive	Percent positive	Total
THE SPRINGS OF PARC HILL		32	1	3%	33
BAY STREET PHARMACY☐		31	2	6%	33
PHYSICIAN ASSOCIATES LLC		26	7	21%	33
AYERS NURSING AND REHABILITATION CENTER		33			33
VETERAN AFFAIRS MEDICAL CENTER - JAMES J PETERS		30	3	9%	33
VILLA COURT LLC		33			33
MINUTECLINIC, LLC		29	4	12%	33
SANFORD MOBILE LAB PGA TOUR		32	1	3%	33
CVS MINUTE CLINIC DIAGNOSTIC OF NORTH CAROL		27	6	18%	33
CENTRAL FLORIDA HEALTH CARE INC WAUCHULA SITE 2		26	7	21%	33
WESTWOOD NURSING AND REHABILITATION		28	5	15%	33
PORT SAINT JOHN FAMILY PRACTICE		21	12	36%	33
BOND CLINIC		3	30	91%	33
Consulate Health Care of Orange Park		27	6	18%	33
MINUTE CLINIC LLC #2216		30	2	6%	32
OPIS COQUINA CENTER		32			32
PASSPORT HEALTH ORLANDO		32			32
MINUTECLINIC DIAGNOSTIC OF MICHIGAN		29	3	9%	32
UNION MEDICAL CARE		32			32
ALAN A SMITH MD LLC		30	2	6%	32
IPSUM DIAGNOSTICS		3	29	91%	32
Heartland Health Care Center North Sarasota		18	14	44%	32
TRADITIONAL HOME CARE INC		31	1	3%	32
LPG CONVENIENT CARE AT METRO		29	3	9%	32
ROADS PEDIATRICS,LLC		30	2	6%	32
SANTA BARBARA CARE CENTER		18	14	44%	32
COLORADO DEPARTMENT OF HEALTH LABORATORY SERVICES DIVISION			32	100%	32
AMMON ANALYTICAL LABORATORIES		28	4	13%	32
VETERANS HOME			32	100%	32
BROOKDALE CANOPY OAKS			32	100%	32
FLORIDA DEPARTMENT OF HEALTH IN MONROE COUNTY		26	6	19%	32
WESTMINSTER ST AUGUSTINE		32			32
JACKSON HEALTH SYSTEM		1	31	97%	32
BASSETTI MEDICAL RESEARCH INC		26	6	19%	32
WALK IN MEDICAL URGENT CARE		32			32
MINUTECLINIC DIAGNOSTIC OF NORTH CAROLINA		31	1	3%	32
ALABAMA CLINICS		16	15	48%	31
JAMAICA HOSPITAL MEDICAL CENTER		28	3	10%	31
LabCorp L#09258130 M#09258125		12	19	61%	31
COMMUNITY MEDICAL CARE CENTER INC			31	100%	31
ADVENTHEALTH MEDICAL GROUP FAMILY MEDICINE		26	5	16%	31
ST JOSEPHS CHILDRENS OUTREACH			31	100%	31
MICHAEL J D'AMBROSE MD PA		29	2	6%	31
LPG PRIMARY CARE AT SURFSIDE		28	3	10%	31
HEALTH FIRST - VIERA HOSPITAL		1	30	97%	31
REGENCY PARK ASSISTED LIVING FACILITY		29	2	6%	31
AMERICAN ESOTERIC LABORATORIES		15	16	52%	31

COVID-19: testing by laboratory

Data through Mar 10, 2021 verified as of Mar 11, 2021 at 09:25 AM

Data in this report are provisional and subject to change.

The numbers in the table below represent the number of Florida and non-Florida residents for whom test results were received by the Department of Health. A person can be tested by more than one laboratory and can have both positive and negative results. **Therefore, the sum of the numbers in each column will be larger than the total number of people tested.**

Reporting lab	Inconclusive	Negative	Positive	Percent positive	Total
PREMIER URGENT CARE CENTER LLC			31	100%	31
VETERANS AFFAIRS MEDICAL CENTER - NEW YORK HARBOR		30	1	3%	31
COLLIER ANESTHESIA PAIN LLC		31			31
EASYCARE WALK-IN CLINIC	1	11	19	61%	31
ADVENTHEALTH MEDICAL GROUP FAMILY MEDICINE AT RDV		31			31
ENT AND ALLERGY ASSOCIATES OF FLORIDA LLC		30	1	3%	31
DISCOVERY COMMONS AT BRADENTON		31			31
LAKE COUNTY SCHOOLS EMPLOYEE HEALTH CENTER		20	11	35%	31
SOMA MEDICAL CENTER PA #3			31	100%	31
NAPHCARE, INC.		21	10	32%	31
WELLMED AT NEW TAMPA		22	9	29%	31
D W MCMILLAN MEMORIAL HOSPITAL		20	11	35%	31
MIDDLETOWN MEDICAL P C		22	9	29%	31
FLAGLER HOSPITAL INC	2		29	94%	31
ATLAN		26	5	16%	31
Bon Secours Maria Manor		26	5	16%	31
UR CARE FAMILY AND SPORTS MEDICINE			31	100%	31
SOUTHEASTERN OUTPATIENT SURGERY CENTER		28	3	10%	31
STATEN ISLAND UNIVERSITY HOSPITAL-POUCH		30	1	3%	31
UNIPATH		24	7	23%	31
ADULT MEDICINE OF LAKE COUNTY INC			30	100%	30
AMEERAH LABS			30	100%	30
HERITAGE WATERSIDE		27	3	10%	30
THE TERRACE AT IVY ACRES ALF		11	19	63%	30
RESIDENTIAL PLAZA AT BLUE LAGOON INC		27	3	10%	30
MAGNOLIA DIAGNOSTICS, LLC		3	27	90%	30
MEDICAL PAVILION CLINIC		19	11	37%	30
AMELIA ASSISTED LIVING FACILITY		30			30
OAK HARBOR ASSISTED LIVING FACILITY		27	3	10%	30
FAMILY AND INTERNAL MEDICINE AT AVALON PARK		26	4	13%	30
STUART - FAIRGROUNDS		23	7	23%	30
WEINBERG VILLAGE		29	1	3%	30
PERDIDO URGENT CARE		1	29	97%	30
ADVENT HEALTH PRIMARY CARE PLUS, WINTER GARDEN		26	4	13%	30
CLINCLOUD, LLC			30	100%	30
Okeechobee Health Care Facility		16	14	47%	30
UNIVERSITY MEDICAL CTR OF PRINCETON AT		28	2	7%	30
COUNTY OF LOS ANGELES			30	100%	30
WARDE MEDICAL LABORATORY		22	8	27%	30
CITY OF CAPE CORAL		25	5	17%	30
ADVANCED URGENT CARE		12	18	60%	30
WALGREENS COVID-19		26	4	13%	30
ISLAND LAKE CENTER		12	18	60%	30
DCH REGIONAL MEDICAL CENTER LABORATORY		29	1	3%	30
Wiregrass Rehabilitation Center and Nursing Home		28	2	7%	30
BOCA BIOLISTIC REFERENCE LAB			30	100%	30
LAKE MARY - STIRLING CENTER SUITE 202			30	100%	30

COVID-19: testing by laboratory

Data through Mar 10, 2021 verified as of Mar 11, 2021 at 09:25 AM

Data in this report are provisional and subject to change.

The numbers in the table below represent the number of Florida and non-Florida residents for whom test results were received by the Department of Health. A person can be tested by more than one laboratory and can have both positive and negative results. **Therefore, the sum of the numbers in each column will be larger than the total number of people tested.**

Reporting lab	Inconclusive	Negative	Positive	Percent positive	Total
CDC		17	12	41%	29
PREMIUM HEALTH SERVICES OF TAMPA BAY LLC		16	13	45%	29
EVERLYWELL		16	13	45%	29
DUVAL COUNTY HEALTH DEPARTMENT		29			29
STEWART MELBOURNE HOSPITAL			29	100%	29
FORT CAROLINE GARDENS, INC		27	2	7%	29
SANDALWOOD NURSING CENTER		29			29
JUPITER MEDICAL CENTER PHYSICIANS GROUP, INC		26	3	10%	29
FAST PACE MEDICAL CLINIC		26	3	10%	29
SUNTREE INTERNAL MEDICINE		29			29
COMPREHENSIVE CHILDCARE		23	6	21%	29
HOLLISMED LLC		27	2	7%	29
NEMOURS CHILDRENS CLINIC		22	7	24%	29
CENTER ONE SURGERY CENTER		24	5	17%	29
LAKE SHERIFF		28	1	3%	29
PALM GARDEN OF JACKSONVILLE		27	2	7%	29
ADVENTHEALTH MEDICAL GROUP MULTISPECIALTY			29	100%	29
RENAISSANCE SENIOR LIVING	1	28			29
NURSES HELPING HANDS INC ALF		29			29
FAMILY CARE PARTNERS URGENT CARE LLC		23	6	21%	29
CAPE CORAL HOSPITAL ABG LABORATORY		16	13	45%	29
UNIV OF ROCHESTER-STRONG MEMORIAL HOSP		28	1	3%	29
COLLIER COUNTY JAIL		29			29
PANCARE HEALTH - BONIFAY K-8			29	100%	29
A AND R RESEARCH GROUP LLC		25	4	14%	29
PRO HEALTH HARMONY		29			29
DAVID LAWRENCE CENTER		25	4	14%	29
EP MEDICAL EQUIPMENT PHARMACY		26	3	10%	29
P4CLINICAL	3	2	24	83%	29
ISLAMORADA VILLAGE OF ISLANDS FIRE RESCUE		26	2	7%	28
BIOREFERENCE LABORATORIES INC		3	25	89%	28
UCLA HEALTHCARE CLINICAL LABS		23	5	18%	28
ASTORIA HEALTH AND REHABILITATION CENTER		27	1	4%	28
ROCKLAND URGENT CARE FAMILY HEALTH NP		27	1	4%	28
PINELLAS INTERNAL MEDICINE ASSOCIATES	1	26	1	4%	28
PALMS, THE		28			28
LAKELAND NURSING AND REHABILITATION CENTER			28	100%	28
Cleveland Clinic Laboratories		4	24	86%	28
ST JOSEPHS HOSPITAL SOUTH HOSPITAL			28	100%	28
CERON PEDIATRICS & INTEGRATIVE MEDICIN		28			28
ORANGE PEDIATRICS			28	100%	28
RIVERHEAD URGENT CARE		27	1	4%	28
BREVARD HEALTH ALLIANCE INC		27	1	4%	28
OAKMONTE VILLAGE		27	1	4%	28
LABORATORY ALLIANCE OF CENTRAL NEW YORK		27	1	4%	28
BROOKDALE PHILLIPPI CREEK			28	100%	28
BAPTIST PRIMARY BLACK CREEK SOUTH			28	100%	28

COVID-19: testing by laboratory

Data through Mar 10, 2021 verified as of Mar 11, 2021 at 09:25 AM

Data in this report are provisional and subject to change.

The numbers in the table below represent the number of Florida and non-Florida residents for whom test results were received by the Department of Health. A person can be tested by more than one laboratory and can have both positive and negative results. **Therefore, the sum of the numbers in each column will be larger than the total number of people tested.**

Reporting lab	Inconclusive	Negative	Positive	Percent positive	Total
CITRUS CARE CLINIC			28	100%	28
MARION PEDIATRICS PA		21	7	25%	28
CHILDREN'S MEDICAL CENTER			28	100%	28
NORTH PINELLAS CHILDRENS MEDICAL CENTER			28	100%	28
EDEN AT CRESTVIEW		12	16	57%	28
LAKE PLACID HEALTH AND REHABILITATION		1	27	96%	28
STUART REHABILITATION AND HEALTHCARE		13	15	54%	28
FORT VALLEY STATE UNIVERSITY		27	1	4%	28
CARILLON SPORTS AND FAMILY MEDICINE		21	7	25%	28
ST PETER'S BENDER LABORATORY		27	1	4%	28
KEY PRIMARY CARE			28	100%	28
PORT ST LUCIE HOSPITAL		25	3	11%	28
FAMILY CARE PARTNERS		18	10	36%	28
URGENT CARE CENTER			28	100%	28
ACTIVE SENIOR LIVING		26	2	7%	28
ACCESS 365 URGENT CARE		8	19	70%	27
GULFSIDE HOSPICE INC		24	3	11%	27
SYNIVERSE WELLNESS CENTER		23	4	15%	27
WEISS PEDIATRIC CARE LLC		16	11	41%	27
MINUTECLINIC DIAGNOSTIC OF RHODE ISLAND, LLC #212		27			27
BROOKDALE SOUTHPOINT			27	100%	27
LOOP PEDIATRICS		22	5	19%	27
CHILDRENS MEDICAL CENTER			27	100%	27
NATIONAL MENTOR HEALTHCARE LLC			27	100%	27
MINUTE CLINIC, LLC DBA MINUTECLINIC #4505		25	2	7%	27
ADVENTHEALTH MEDICAL GROUP FAMILY & INTERNAL		10	17	63%	27
LEXINGTON PLACE SENIOR LIVING COMMUNITY		27			27
ATRIA LADY LAKE		27			27
SUNCOAST LABS			27	100%	27
EXPRESS CARE OF BELLEVIEW		27			27
SIDDH INC DBA SAN CARLOS PHARMACY		25	2	7%	27
WIREGRASS CLINIC LLC		22	5	19%	27
BROOKDALE UNIVERSITY HOSPITAL		25	2	7%	27
BITTINGS APOTHECARY INC		23	4	15%	27
ARCPPOINT LABS OF WEST PALM BEACH			27	100%	27
INTERIM HEALTHCARE OF NORTHWEST FLORIDA INC		25	2	7%	27
RESIDENCE AT BAY VUE		26	1	4%	27
MIGUEL E TREVINO MD PA		23	4	15%	27
HEALTHPARK MEDICAL CENTER ABG LAB		26	1	4%	27
SPANISH RIVER HIGH SCHOOL ESE		23	4	15%	27
FIRST CHOICE PEDIATRICS LOOP		24	2	8%	26
MONTEFIORE NEW ROCHELLE HOSPITAL		24	2	8%	26
WAKULLA COUNTY HEALTH DEPARTMENT		12	14	54%	26
PINELLAS 1 HOME HEALTH CARE CORP		26			26
MINUTECLINIC DIAGNOSTIC OF LOUISIANA		25	1	4%	26
ADVENT HEALTH PARTIN SETTLEMENT HEALTH PARK		18	8	31%	26
FLORIDA ENDOSCOPY & SURGERY CTR LLC		26			26

COVID-19: testing by laboratory

Data through Mar 10, 2021 verified as of Mar 11, 2021 at 09:25 AM

Data in this report are provisional and subject to change.

The numbers in the table below represent the number of Florida and non-Florida residents for whom test results were received by the Department of Health. A person can be tested by more than one laboratory and can have both positive and negative results. **Therefore, the sum of the numbers in each column will be larger than the total number of people tested.**

Reporting lab	Inconclusive	Negative	Positive	Percent positive	Total
LONG BEACH URGENT CARE		26			26
TGH URGENT CARE - RIVERVIEW			26	100%	26
ABL MEDICAL CARE LLC			26	100%	26
MINUTE CLINIC DIAGNOSTIC OF SC, LLC #75		25	1	4%	26
EAST HILL MEDICAL GROUP		17	9	35%	26
LAKES DIALYSIS CENTER INC			26	100%	26
GROWING TOGETHER PEDIATRICS, LLC		22	4	15%	26
HUNTINGTON STATION URGENT CARE		25	1	4%	26
DOCTOR TODAY TLC LLC			26	100%	26
GRAND LIVING AT LAKEWOOD RANCH		25	1	4%	26
RAINBOW PEDIATRICS		1	25	96%	26
DARDEN WELLNESS CENTER		23	3	12%	26
PULMONARY SPECIALISTS OF THE PALM BEACHES		16	10	38%	26
CIGNA PBSO WEST PALM			26	100%	26
THE MINIER URGENT CARE		20	6	23%	26
COLONY CARE CENTER		16	10	38%	26
BROWARD HEALTH IMPERIAL POINT NURSING			26	100%	26
LOT HEALTH SERVICES☐	1	25			26
PALM BEACH COUNTY FIRE RESCUE		24	2	8%	26
URGENT FAMILY CARE INC		23	3	12%	26
OAKTREE HEALTHCARE			26	100%	26
SANITAS		4	22	85%	26
GRAND VILLA OF NEW PORT RICHEY		19	7	27%	26
EPIC REFERENCE LABS INC			26	100%	26
COLORADO DEPARTMENT OF PUBLIC HEALTH AND ENVIRONMENT			26	100%	26
WEST BROWARD CARE CENTER		24	2	8%	26
BOCA SIMON LAB		1	25	96%	26
MONCRIEF ARMY HEALTH CLINIC			26	100%	26
SUNSHINE PEDIATRICS OF CENTRAL FLORIDA PL		23	2	8%	25
TALLAHASSEE DEVELOPMENTAL CENTER☐		24	1	4%	25
MINUTECLINIC DIAGNOSTIC MEDICAL GROUP		23	2	8%	25
ADVENT HEALTH - LAKE MARY PEDIATRICS		16	9	36%	25
PARK MEADOWS HEALTH AND REHABILITATION CENTER		25			25
RJ LEE GROUP	1	23	1	4%	25
MADWAR		19	6	24%	25
GASTROENTEROLOGY ASSOCIATES OF PENSACOLA PA		22	3	12%	25
LPG PULMONOLOGY-COCONUT POINT		20	5	20%	25
UNION CHD		22	3	12%	25
ARCPOINT LABS OF FORT LAUDERDALE		25			25
MD BEAUTY LABS, PA		23	2	8%	25
TREEHOUSE PEDIATRICS & FAMILY CARE		25			25
MD NOW MEDICAL CENTERS INC		3	22	88%	25
WOMENS CARE FLORIDA LABORATORY		25			25
KIVA AT CANTERBURY, LLC		25			25
BUREAU OF PUBLIC HEALTH	1	5	19	76%	25
GOOD SAMARITAN HOSPITAL LABORATORY		22	3	12%	25
THE WATERMARK AT VISTAWILLA		25			25

COVID-19: testing by laboratory

Data through Mar 10, 2021 verified as of Mar 11, 2021 at 09:25 AM

Data in this report are provisional and subject to change.

The numbers in the table below represent the number of Florida and non-Florida residents for whom test results were received by the Department of Health. A person can be tested by more than one laboratory and can have both positive and negative results. **Therefore, the sum of the numbers in each column will be larger than the total number of people tested.**

Reporting lab	Inconclusive	Negative	Positive	Percent positive	Total
FEDERAL PRISON CAMP PENSACOLA			25	100%	25
COASTAL SKIN SURGERY AND DERMATOLOGY		18	7	28%	25
CANTON-POTSDAM HOSPITAL LABORATORY		24	1	4%	25
ORLANDO CLINICAL RESEARCH CENTER		23	2	8%	25
DELRAY BEACH FACIAL PLASTIC SURGERY		25			25
SOUTH FLORIDA DIALYSIS CENTER		8	17	68%	25
VASSAR BROTHERS MEDICAL CENTER LABORATORY		24	1	4%	25
CARDIOLOGY AND MEDICINE ASSOCIATES INC		25			25
MARTHA'S HOUSE & ASSISTED LIVING FACILITY		25			25
VICK STREET MANOR		25			25
ASSISTED LIVING OF BROWARD		25			25
ST. CLOUD HOSPITAL		20	5	20%	25
WESTPAC LABS		1	24	96%	25
COASTAL COMPLETE CARE		11	14	56%	25
PACIFICA SENIOR LIVING FORT MYERS		15	9	38%	24
REHAB AND HEALTHCARE CENTER OF CAPE CORAL		24			24
LABORATORY DYNAMICS		20	4	17%	24
STEINHATCHEE DRUGS		19	5	21%	24
GRAND VILLA OF ST. PETERSBURG		22	2	8%	24
THE CHAPPEL GROUP RESEARCH		24			24
CSH LAKE ORIENTA LP		24			24
CENTERPLACE HEALTH		3	21	88%	24
SUNQUEST		3	21	88%	24
HERITAGE OAKS ASSISTED LIVING & MEMORY CARE		20	4	17%	24
VILLAGES REHABILITATION AND NURSING CENTER		24			24
WELLNOW URGENT CARE		23	1	4%	24
SUMMIT MEDICAL GROUP - 75 E NORTHFIELD		22	2	8%	24
JOSEPH SCHENKER MD PC DBA CENTERS URGENT		21	3	13%	24
COURTYARDS OF ORLANDO		24			24
SENIOR HEALTH OF WINTER PARK DUNDEE		24			24
TARPON BAYOU CENTER			24	100%	24
MID FLORIDA PATHOLOGY LLC		23	1	4%	24
MAGNOLIA PEDIATRICS		4	20	83%	24
STATE LAB		2	22	92%	24
ENGLEWOOD HOSPITAL AND MEDICAL CENTER		19	5	21%	24
JOSEF SCHENKER MD PC		24			24
HENNEPIN COUNTY MEDICAL CENTER (HCMC)		13	11	46%	24
CHIPOLA MEDICAL ASSOCIATES		4	20	83%	24
Clearwater Center		10	14	58%	24
THE LODGE AND REHABILITATION CENTER		9	15	63%	24
THE COMMONWEALTH OF MASSACHUSETTS			24	100%	24
RAINBOW PEDIATRIC CENTER		2	22	92%	24
MED PLUS FLORENCE		20	4	17%	24
MARYLAND DEPARTMENT OF HEALTH			24	100%	24
CARENOW - DOWNTOWN NORTH GULCH		23	1	4%	24
MINUTECLINIC, LLC #08366		19	5	21%	24
AIR, LAND & SEA PHYSICALS & CONSULTATIONS, LLC		23	1	4%	24

COVID-19: testing by laboratory

Data through Mar 10, 2021 verified as of Mar 11, 2021 at 09:25 AM

Data in this report are provisional and subject to change.

The numbers in the table below represent the number of Florida and non-Florida residents for whom test results were received by the Department of Health. A person can be tested by more than one laboratory and can have both positive and negative results. **Therefore, the sum of the numbers in each column will be larger than the total number of people tested.**

Reporting lab	Inconclusive	Negative	Positive	Percent positive	Total
MAYO CLINIC JACKSONVILLE		1	23	96%	24
PHYSICIANS PRIMARY CARE OF SW FLORIDA PL		24			24
SENIOR LIVING IV SUN CITY LLC		17	7	29%	24
LABCORP		11	13	54%	24
PHYSICIANS STAT		3	21	88%	24
COOPER HEALTHCARE		21	3	13%	24
ROWLETT MIDDLE ACADEMY		22	2	8%	24
HEALTH MED CENTERS		24			24
ATRIA AT ST JOSEPHS		24			24
CVS NY4098030POCT NEW YORK		24			24
PRIME CARE ONE LLC/HARBORCHASE OF VENICE			24	100%	24
MINUTE CLINIC DIAGNOSTIC OF VIRGINIA		19	5	21%	24
UNIVERSITY OF ILLINOIS VETERINARY DIAG		23	1	4%	24
URGENT CARE USA			24	100%	24
Summit Medical Group Westfield Lab		21	3	13%	24
Grand Villa of Clearwater		22	2	8%	24
AVENTIS BIO-SERVICES CTL		24			24
MADISON COUNTY MEMORIAL HOSP		12	12	50%	24
HOLIDAY MEDICAL ASSOCIATES		1	23	96%	24
WESTMINSTER WOODS ON JULINGTON CREEK		22	2	8%	24
SPRINGWOOD COURT		19	5	21%	24
ISLAND COAST PEDIATRICS PA		22	1	4%	23
PM PEDIATRICS		22	1	4%	23
ADVENT HEALTH MEDICAL GROUP- FAMILY MEDICINE AT DR. PHILIPS		18	5	22%	23
SANFORD PEDIATRIC ASSOCIATES, PA		21	2	9%	23
WUESTHOFF MEDICAL CENTER-MELBOURNE			23	100%	23
CRESTVIEW IMMEDIATE CARE LL			23	100%	23
UNIVERSITY HILLS HEALTH AND REHABILITATION CENTER		18	5	22%	23
NEWYORK-PRESBYTERIAN/ LAWRENCE HOSPITAL LABORATORY		21	2	9%	23
FINLAY C. LABORATORY		3	20	87%	23
WINDSOR WOODS REHAB & HEALTHCARE CTR		22	1	4%	23
BAYCARE HEALTH SYSTEMS, LLC			23	100%	23
NOVANT HEALTH		17	6	26%	23
ADVENT HEALTH EXPRESS		9	14	61%	23
SARASOTA MEMORIAL NURSING & REHABILITATION CTR		23			23
LAKEVIEW HEALTH CARE SYSTEMS		9	14	61%	23
EMORY BENNETT VETERANS NURSING HOME	1	22			23
OMEGA LABORATORIES		19	4	17%	23
CORE LABORATORY		1	22	96%	23
TOTAL ACCESS URGENT CARE			23	100%	23
NOBLE SENIOR LIVING		3	20	87%	23
PALMETTO PEDIATRICS			23	100%	23
SHORE MEMORIAL HOSPITAL		20	3	13%	23
GRAND VILLA OF ALTAMONTE SPRINGS		16	7	30%	23
GENETIC TECHNOLOGICAL INNOVATIONS, LLC		11	12	52%	23
MINIMALLY INVASIVE VASCULAR INC		21	2	9%	23
WOODHOUSE INC		17	6	26%	23

COVID-19: testing by laboratory

Data through Mar 10, 2021 verified as of Mar 11, 2021 at 09:25 AM

Data in this report are provisional and subject to change.

The numbers in the table below represent the number of Florida and non-Florida residents for whom test results were received by the Department of Health. A person can be tested by more than one laboratory and can have both positive and negative results. **Therefore, the sum of the numbers in each column will be larger than the total number of people tested.**

Reporting lab	Inconclusive	Negative	Positive	Percent positive	Total
PALMS MEDICAL GROUP - LAKE CITY WEST		3	20	87%	23
TIFFANY LAKE CARE CENTERS INC		23			23
THORNBURG PEDIATRICS		22	1	4%	23
ADVENTHEALTH MEDICAL GROUP PULMONOLOGY		20	3	13%	23
PARK WEST MEDICAL CENTER		22	1	4%	23
BROOKWOOD BAPTIST MEDICAL CENTER		22	1	4%	23
UF HEALTH NORTH JACKSONVILLE			23	100%	23
HUNT CLUB PEDIATRIC ASSOCIATES LLC		19	4	17%	23
VANDERBILT UNIVERSITY MEDICAL CENTER		20	3	13%	23
UNIV OF NORTH ALABAMA HEALTH CENTER		22	1	4%	23
CARE HERE		1	22	96%	23
NEW JERSEY		22	1	4%	23
EGL GENETIC DIAGNOSTICS		1	22	96%	23
COMMUNITY HEALTH OF SOUTH FLORIDA			22	100%	22
GLEN COVE HOSPITAL		22			22
MARATHON HEALTH FOR LIFE		19	3	14%	22
HARBOUR ISLAND PEDIATRICS		13	9	41%	22
EBEIDS MD PEDIATRICS		19	3	14%	22
APOLLO SURGERY CENTER		20	2	9%	22
CHARLOTTE CHD PORT CHARLOTTE		18	4	18%	22
CARESPOT		2	20	91%	22
DIACARTA INC.		22			22
DALE MEDICAL CENTER		17	5	23%	22
GILCHRIST COUNTY JAIL		20	2	9%	22
MOBILE DIVISION LABORATORY		7	15	68%	22
TOTTENVILLE CIRCLE URGENT CARE		22			22
CLEARWATER EMPLOYEE HEALTH CLINIC		7	15	68%	22
TEN HEALTHCARE		6	16	73%	22
FLORIDA PEDIATRICS		6	16	73%	22
FORT SANDERS REGIONAL LABORATORY		22			22
SOLE HEALTH LLC		22			22
FAMILY AND AFTER HOURS CARE		22			22
FORT PIERCE FAMILY CARE INC		16	6	27%	22
South Heritage Health and Rehab		22			22
MEDEXPRESS URGENT CARE - BLOOMINGTON		19	3	14%	22
OLIVE BRANCH HEALTH AND REHABILITATION CENTER			22	100%	22
FLORIDA HOSPITAL LABS		12	10	45%	22
MORNINGSIDE MANOR & VILLA ADULT CARE C		22			22
GRAND VILLA OF PINELLAS PARK		20	2	9%	22
ROCKLEDEGE REGIONAL MEDICAL CENTER		17	5	23%	22
HUNT CLUB MEDICAL		15	7	32%	22
SEAGRASS VILLAGE			22	100%	22
MINUTE CLINIC DIAGNOSTIC OF VIRGINIA, LLC		22			22
STEWART MEDICAL GROUP INC			22	100%	22
NORTHWEST FLORIDA COMMUNITY HOSPITAL 3RD FLOOR		20	2	9%	22
ELAN SPANISH SPRINGS		4	18	82%	22
JUPITER MEDICAL CENTER			22	100%	22

COVID-19: testing by laboratory

Data through Mar 10, 2021 verified as of Mar 11, 2021 at 09:25 AM

Data in this report are provisional and subject to change.

The numbers in the table below represent the number of Florida and non-Florida residents for whom test results were received by the Department of Health. A person can be tested by more than one laboratory and can have both positive and negative results. **Therefore, the sum of the numbers in each column will be larger than the total number of people tested.**

Reporting lab	Inconclusive	Negative	Positive	Percent positive	Total
MINUTECLINIC DIAGNOSTIC OF TEXAS		19	3	14%	22
PULSE MEDICAL GROUP INC			22	100%	22
VIRTUA		18	4	18%	22
THE MEDICAL GROUP OF SOUTH FLORIDA INC		19	3	14%	22
ROBERT H JENKINS JR VETERANS' DOMICILIARY HOME OF		19	3	14%	22
ADVANCED URGENT CARE CENTER		7	14	67%	21
PALM BAY FAMILY PRACTICE		4	17	81%	21
ROCKLEDGE FAMILY HEALTH			21	100%	21
PHYSICIANS CARE		18	3	14%	21
ST JUDE CHILDRENS RESEARCH HOSPITAL		21			21
PRIMECARE OF DOTHAN-DALEVILLE CLINIC		16	5	24%	21
CONNECTDX		6	15	71%	21
UPMC CHAUTAUQUA AT WCA LABORATORY		20	1	5%	21
JEFFERSON K-12, A SOMERSET SCHOOL- CLINIC		17	4	19%	21
JOSEF SCHENKER MD PC DBA CENTERS URGENT		19	2	10%	21
METROPOLITAN CHARITIES INC		19	2	10%	21
ERIC C MARSHAL MD, PC DBA MINUTECLINIC		20	1	5%	21
DOCTORS CENTER PA,THE		20	1	5%	21
CLINICAL PATHOLOGY LABORATORIES SOUTHEAST			21	100%	21
SUMMERGATE PHARMACY		19	2	10%	21
MORRIS PARK URGENT CARE		18	3	14%	21
ALAN SERURE MD		21			21
HOWARD BEACH URGENT CARE		21			21
CL BRUMBACK PRIMARY CARE CLINIC LANTANA		2	19	90%	21
MINUTECLINIC DIAGNOSTIC OF TN PC #378		20	1	5%	21
ROSLYN URGENT CARE		21			21
UAH STUDENT HEALTH CENTER		14	7	33%	21
TRIPLE O MEDICAL SERVICES INC		19	2	10%	21
Grand Villa of Deerfield Beach		19	2	10%	21
HALIFAX HEALTH URGENT CARE		3	18	86%	21
JUST FOR KIDS PEDIATRICS		5	16	76%	21
HIGHLANDS COUNTY FIRE RESCUE		21			21
GREEN GABLES ASSISTED LIVING FACILITY		21			21
TANVIR H SHAGAR NP		18	3	14%	21
ARDEN COURTS OF WINTER SPRINGS		18	3	14%	21
INTERNATIONAL MEDICAL LABORATORY INC		21			21
COASTAL FAMILY PRACTICE		13	8	38%	21
GERALD J KIVETT MD		19	2	10%	21
UTAH DEPARTMENT OF HEALTH			21	100%	21
TGH MEDICAL GROUP LABORATORY CARROLLWOOD			20	100%	20
PONCE PLAZA NURSING & REHAB CENTER		4	16	80%	20
SONATA BOYNTON BEACH		18	2	10%	20
SOUTH CAROLINA DEPARTMENT OF HEALTH			20	100%	20
BAY PEDIATRICS PA		18	2	10%	20
HENDRY REGIONAL CORPORATE HEALTH			20	100%	20
ODYSSEY HEALTHCARE OF MARION COUNTY, LLC		19	1	5%	20
LAKE WORTH MANOR		19	1	5%	20

COVID-19: testing by laboratory

Data through Mar 10, 2021 verified as of Mar 11, 2021 at 09:25 AM

Data in this report are provisional and subject to change.

The numbers in the table below represent the number of Florida and non-Florida residents for whom test results were received by the Department of Health. A person can be tested by more than one laboratory and can have both positive and negative results. **Therefore, the sum of the numbers in each column will be larger than the total number of people tested.**

Reporting lab	Inconclusive	Negative	Positive	Percent positive	Total
WINTER PARK FAMILY PRACTICE LLC		17	3	15%	20
REDITUS LABORATORIES			20	100%	20
WINSHIPS PHARMACY INC		20			20
BETHESDA HEALTH PHYSICIAN GROUP INC			20	100%	20
NEW YORK PRESBYTERIAN - ALLEN HOSPITAL		20			20
PBSO WEST PALM FAMILY PRACTICE		1	19	95%	20
HEALTHY MINORS, LLC.		20			20
Sovereign Laboratory Services, LLC		17	3	15%	20
ST VINCENT'S EAST		18	2	10%	20
PROFESSIONAL PARK PEDIATRICS PA			20	100%	20
MINUTECLINIC DIAGNOSTIC OF PENNSYLVANI		19	1	5%	20
HOPE HEALTHCARE		20			20
BROOKDALE MANDARIN CENTRAL		7	13	65%	20
MINUTECLINIC, LLC, DBA MINUTECLINIC #2544		19	1	5%	20
LEE MEMORIAL HEALTH SYSTEM		17	3	15%	20
GOOD SAMARITAN SOCIETY OF DAYTONA		16	4	20%	20
MEDICAL EXPRESS CORP		18	2	10%	20
TIMBERLANE LODGE ALF	1	12	7	35%	20
CONSOLIDATED LAB SERVICES		10	10	50%	20
BEST MEDICAL CENTER		11	9	45%	20
FLUSHING HOSPITAL MEDICAL CENTER		16	4	20%	20
NEW YORK METHODIST HOSPITAL		16	4	20%	20
ADIRONDACK MEDICAL CENTER		20			20
SOUTH NASSAU COMMUNITIES HOSPITAL		16	4	20%	20
WILLAMETTE VALLEY TOXICOLOGY LLC		18	2	10%	20
DAVENPORT PEDIATRICS CLERMONT PA		18	2	10%	20
MINUTECLINIC DIAGNOSTIC OF ILLINOIS L		15	5	25%	20
PEDIATRIC ASSOCIATES PA		17	3	15%	20
ESTATES MEDICAL CENTER		12	8	40%	20
ORLANDO FAMILY MEDICINE		7	13	65%	20
MINUTECLINIC DIAGNOSTICS MEDICAL GROUP		19	1	5%	20
WELLMED AT PLANT CITY		10	10	50%	20
POINT OF CARE CLINICS PRIMARY CARE		20			20
LEE COMMUNITY HEALTHCARE - LEHIGH		19	1	5%	20
VIERA FAMILY MEDICINE AND WELLNESS		16	4	20%	20
TENNESSEE DEPARTMENT OF HEALTH		15	5	25%	20
BAYFRONT HMA CONVENIENT CARE, LLC		2	18	90%	20
CARESPOT OF NOCATEE		1	19	95%	20
SHERMAN-ABRAMS LABORATORY INC		17	3	15%	20
INFINITY BIOLOGIX LLC OAKDALE		19	1	5%	20
FLORENCE J HUNT STUDENT WELLNESS CENTER - HEALTH SERVICES (ABBOTT)		20			20
CARLOS F FUSTER MD PA		18	2	10%	20
MARQUES PEDIATRICS			20	100%	20
MINUTE CLINIC DIAGNOSTIC OF NEW JERSEY		19	1	5%	20
LEE MEMORIAL HEALTH SYSTEM D/B/A LEE COMMUNITY		17	2	11%	19
Ocala Oaks Rehabilitation Center		13	6	32%	19
OCEAN REEF MEDICAL CENTER, LLC			19	100%	19

COVID-19: testing by laboratory

Data through Mar 10, 2021 verified as of Mar 11, 2021 at 09:25 AM

Data in this report are provisional and subject to change.

The numbers in the table below represent the number of Florida and non-Florida residents for whom test results were received by the Department of Health. A person can be tested by more than one laboratory and can have both positive and negative results. **Therefore, the sum of the numbers in each column will be larger than the total number of people tested.**

Reporting lab	Inconclusive	Negative	Positive	Percent positive	Total
NANO HEALTH ASSOCIATES LLC		19			19
MEDI STATION			19	100%	19
ALL PEDIATRIC CARE			19	100%	19
SEVEN RIVERS REGIONAL MEDICAL CENTER		5	14	74%	19
MCWHORTER SCHOOL OF PHARMACY		19			19
NO NAME		8	11	58%	19
MICHELLE S PAGE MD PA		18	1	5%	19
ORLANDO ORTHOPAEDIC OUTPATIENT SURGERY CENTER LLC		16	3	16%	19
OHIO CVS STORES, LLC DBA		17	2	11%	19
ANYLABTESTNOW		6	13	68%	19
BARTON FAMILY PRACTICE		8	11	58%	19
LAB INTERMARKET FACILITY LAB		1	18	95%	19
BAYVIEW MEDICAL		19			19
INTEGRATED REGIONAL LABORATORIES - LARGO			19	100%	19
FLORIDA COMMUNITY HEALTH CENTER OF ST. LUCIE		1	18	95%	19
ESOTERIX GENETIC LABORATORIES		16	3	16%	19
CENTRAL FLORIDA PEDIATRIC URGENT CARE LLC		17	2	11%	19
CLERMONT ADVENTHEALTH CENTRA CARE		1	18	95%	19
BRIDGEWAY HEALTH CLINICS INC			19	100%	19
ASURANCE SCIENTIFIC LABORATORIES		19			19
ROYAL PALM MEDICAL GROUP, INC		19			19
ADEPT INPATIENT MEDICAL SERVICES PC		19			19
LEE PHYSICIAN GROUP		17	2	11%	19
MED HEALTH SERVICES		18	1	5%	19
DOCTORS MEDICAL CENTER OF WALTON COUNTY CLINIC			19	100%	19
FLORIDA HOSPITAL WINTER GARDEN		15	4	21%	19
GRACE WELLNESS CENTER		8	11	58%	19
Wesley Place on Honeysuckle		17	2	11%	19
GENTIVA HEALTH SERVICES		17	2	11%	19
TEXAS DEPARTMENT OF STATE HEALTH SERVICES		3	16	84%	19
MINUTECLINIC DIAGNOSTIC OF TN PC #320		12	7	37%	19
WELLMED AT LAKE COPELAND		13	6	32%	19
GUARDANT HEALTH		14	5	26%	19
EXPRESS CARE OF TAMPA BAY LLC		2	17	89%	19
GRAND VILLA OF ORMOND BEACH		16	3	16%	19
DEPT OF VA MEDICAL CENTER - BAY PINES			19	100%	19
MONROE COUNTY DETENTION CENTER			19	100%	19
OCEANSIDE URGENT CARE		19			19
BAYCARE MEDICAL GROUP INC			19	100%	19
REGENCY SQUARE MALL - SEARS		3	16	84%	19
LOVING CARE OF THE TREASURE COAST LLC	1	13	5	26%	19
STONE WASH CLINICAL LABORATORIES		2	17	89%	19
JACKSON NORTH MEDICAL CENTER		2	17	89%	19
ENCOMPASS HEALTH REHABILITATION HOSPITAL OF SARASOTA		18			18
THE PALMS PHARMACY, INC		17	1	6%	18
MINUTECLINIC DIAGNOSTIC OF NORTH CAROLINA PC		15	3	17%	18
HELIX DIAGNOSTICS			18	100%	18

COVID-19: testing by laboratory

Data through Mar 10, 2021 verified as of Mar 11, 2021 at 09:25 AM

Data in this report are provisional and subject to change.

The numbers in the table below represent the number of Florida and non-Florida residents for whom test results were received by the Department of Health. A person can be tested by more than one laboratory and can have both positive and negative results. **Therefore, the sum of the numbers in each column will be larger than the total number of people tested.**

Reporting lab	Inconclusive	Negative	Positive	Percent positive	Total
MINUTECLINIC #8699		14	4	22%	18
BAYLOR GENETICS		6	12	67%	18
MINUTECLINIC DIAGNOSTIC PA		16	2	11%	18
ROSS MEDICAL GROUP			18	100%	18
ST ELIZABETH MEDICAL CENTER LABORATORY		17	1	6%	18
CRANES VIEW LODGE			18	100%	18
MOORINGS PARK OAKSTONE AT GREY OAKS		17	1	6%	18
COMMONWEALTH OF MASSACHUSETTS			18	100%	18
FLORIDA MEDICAL CLINIC - MULTI SPECIALTY CAMPUS		5	13	72%	18
CAREHERE- LCS LEESBURG			18	100%	18
XPRESS WELLNESS URGENT CARE			18	100%	18
NEWPATH DIAGNOSTICS		11	7	39%	18
49D2045214PHYSICIAN OFFICE-WAIVER-MEDEXPRESS URGENT CARE - HARRISONBU		9	9	50%	18
SHELBY BAPTIST MEDICAL CENTER		13	5	28%	18
AURORA DIAGNOSTICS		6	12	67%	18
MINUTECLINIC DIAGNOSTIC OF RHODE ISLAND, LLC #590		17	1	6%	18
1 TOUCH TOTALCARE SOLUTIONS		17	1	6%	18
HARTFORD HOSPITAL ANCILLARY LAB		17	1	6%	18
BOZEMAN HEALTH DEACONESS HOSPITAL		13	5	28%	18
GENERAL INTERNAL MEDICINE MEDICAL CTR CLINIC		13	5	28%	18
BASSETTI & ASSOCIATES, MD, PA			18	100%	18
MARION COUNTY HEALTH DEPARTMENT		17	1	6%	18
BLOCK NATION CHASE		12	6	33%	18
COMMUNITY HOME HEALTH CARE		18			18
ASCENSION ST VINCENT'S PRIMARY CARE		1	17	94%	18
MINUTECLINIC, LLC, DBA MINUTECLINIC #5		15	3	17%	18
FAMILY CARE CYPRESS CREEK		1	17	94%	18
ACCESS HEALTH CARE PHYSICIANS LLC		6	12	67%	18
CABOT RESERVE ON THE GREEN		18			18
LABORATORY MEDICINE CONSULTANTS-LMC PA		16	2	11%	18
ADVENT HEALTH - KISSIMMEE		6	12	67%	18
LPG PRIMARY CARE AT PINE ISLAND		16	2	11%	18
MADISON CORE LABORATORIES		17	1	6%	18
KINDRED HOSPITAL OCALA		15	3	17%	18
WALGREEN EASTERN CO, INC		18			18
UM MILLER SCHOOL OF MEDICINE			18	100%	18
DIXIE COUNTY HEALTH DEPARTMENT		11	7	39%	18
COLLEGE POINT URGENT CARE		15	3	17%	18
THE VILLAGES HEALTH		12	6	33%	18
ST CATHERINE OF SIENA HOSPITAL		16	2	11%	18
OSCEOLA ALF OPERATOR, LLC DBA□		18			18
TRINITY MEDICAL ASSOCIATES LLC			18	100%	18
Citymd Of Lacey		16	2	11%	18
Z UROLOGY		18			18
ST. JUDES LABORATORIES		12	6	33%	18
TPCA CLINICAL LABORATORIES		15	3	17%	18
A LILIKO'I PHARMACY LLC		17	1	6%	18

COVID-19: testing by laboratory

Data through Mar 10, 2021 verified as of Mar 11, 2021 at 09:25 AM

Data in this report are provisional and subject to change.

The numbers in the table below represent the number of Florida and non-Florida residents for whom test results were received by the Department of Health. A person can be tested by more than one laboratory and can have both positive and negative results. **Therefore, the sum of the numbers in each column will be larger than the total number of people tested.**

Reporting lab	Inconclusive	Negative	Positive	Percent positive	Total
TOTAL RENAL LABORATORIES INC		13	5	28%	18
BAPTIST MEDICAL GRP URGENT CARE & OCC HEALTH AIRPO		18			18
ST VINCENTS AMBULATORY CARE INC DBA		15	3	17%	18
MULBERRY'S MOBILE PROVIDER SERVICES LLC□		4	14	78%	18
GLEN OAKS URGENT CARE		17	1	6%	18
HARLEM HOSPITAL CENTER		17	1	6%	18
NAPHCARE INC		14	3	18%	17
PARRISH HEALTH CENTER		14	3	18%	17
UVMC MICROBIOLOGY		16	1	6%	17
URGENT CARE WEST CLINIC		14	3	18%	17
HEALTHCARE NOW			17	100%	17
WELLINGTON FAMILY PRACTICE		13	4	24%	17
CARENOW URGENT CARE-BRENTWOOD		11	6	35%	17
ROBERT WOOD JOHNSON UNIVERSITY HOSP		15	2	12%	17
PRIMARY CARE MEDICINE	1	13	3	18%	17
IONA COLLEGE HEALTH & WELLNESS CENTER		17			17
GENETIC TECHNOLOGICAL INNOVATIONS			17	100%	17
MD PLUS URGENT CARE, LLC			17	100%	17
MASSACHUSETTS GENERAL HOSPITAL		1	16	94%	17
FORT WALTON BEACH DEVELOPMENTAL CENTER		16	1	6%	17
COAST MED URGENT CARE		16	1	6%	17
PRIMARY CARE WALK IN CLINIC PLLC			17	100%	17
UNIVERSITY OF ALABAMA - FUNGAL REFERENCE LABORATORY		12	5	29%	17
BROOKDALE ST AUGUSTINE			17	100%	17
URGENT CARE AT LONGWOOD			17	100%	17
BAY COUNTY HEALTH DEPARTMENT		13	4	24%	17
BAY BREEZE HEALTH AND REHABILITATION CENTER		9	8	47%	17
INN AT LAKE SEMINOLE SQUARE, THE		17			17
BROOKDALE CROWN POINT			17	100%	17
ALBIBI		1	16	94%	17
BAPTIST MEMORIAL HEALTH CARE		15	2	12%	17
ADVANCED HEALTHCARE ASSOCIATES		15	2	12%	17
DIEGO FALLON MD PA		6	11	65%	17
JESSIE TRICE COMMUNITY HEALTH SYSTEM, INC		1	16	94%	17
IMMEDIATE CARE PA		15	2	12%	17
MINUTECLINIC DIAGNOSTIC OF MICHIGAN PC		16	1	6%	17
LAKELAND HILLS CENTER		10	7	41%	17
VALLEY IMMEDIATE CARE		15	2	12%	17
RESOLVE MOLECULAR DIAGNOSTICS		13	4	24%	17
MARCO DRUGS AND COMPOUNDING		13	4	24%	17
URGENT CARE USA LLC		1	16	94%	17
CVS NC3516POCT WINSTON SALEM		15	2	12%	17
TENDER CARE ALF		17			17
THE CANOPY AT HARPER LAKE	1		16	94%	17
UNIVERSITY LAB			17	100%	17
AUBURN COMMUNITY HOSPITAL		15	2	12%	17
STATCARE URGENT & WALK IN MEDICAL CARE		15	2	12%	17

COVID-19: testing by laboratory

Data through Mar 10, 2021 verified as of Mar 11, 2021 at 09:25 AM

Data in this report are provisional and subject to change.

The numbers in the table below represent the number of Florida and non-Florida residents for whom test results were received by the Department of Health. A person can be tested by more than one laboratory and can have both positive and negative results. **Therefore, the sum of the numbers in each column will be larger than the total number of people tested.**

Reporting lab	Inconclusive	Negative	Positive	Percent positive	Total
CITY OF OCALA EMPLOYEE HEALTH AND WELLNESS CENTER		14	3	18%	17
YUSRA MEDICAL ASSOCIATES PA		14	3	18%	17
CAREATC INC BRANDON	1	15	1	6%	17
CARESPOT EXPRESS HEALTHCARE			17	100%	17
URGENT TEAM		14	3	18%	17
PRATTVILLE BAPTIST HOSPITAL		13	4	24%	17
Floral Health and Rehabilitation, LLC		16	1	6%	17
HEALTH CENTRAL HOSPITAL			16	100%	16
CARE CENTERS OF NASSAU LLC MINER ROAD NORTH		16			16
EAR NOSE & THROAT ASSOCIATES OF MANATEE PA		16			16
FAST TRACK URGENT CARE CENTER - TYRONE			16	100%	16
Life Care Center of Citrus County		15	1	6%	16
CALLAWAY CLINIC		11	5	31%	16
PROMEDICA LABORATORIES		11	5	31%	16
REOPEN DIAGNOSTICS			16	100%	16
MI CASA DORADA ASSISTED LIVING FACILIT		16			16
PRO HEALTH FAMILY PHYSICIANS, NYSTROM		16			16
OKEECHOBEE HEALTHCARE FACILITY			16	100%	16
MEDICINE AT LONGWOOD		16			16
MEDEXPRESS URGENT CARE, MOON TOWNSHIP		15	1	6%	16
CLEVELAND CLINIC			16	100%	16
ST JOSEPH HOSPITAL		15	1	6%	16
HODGES CLUSTER		2	14	88%	16
Casa Mora Rehabilitation & Extended Care		16			16
PALM BEACH GARDENS MEDICAL CENTER			16	100%	16
PANAMA CITY VITAS HOSPICE		16			16
MIDNIGHT MEDICINE			16	100%	16
LAKEWOOD RANCH MEDICAL CENTER CLINICAL LAB			16	100%	16
EC OPCO TIMBERLIN PARC LLC		16			16
ENCOMPASS HOME HEALTH OF THE SOUTHEAST LLC		16			16
ST AUGUSTINE PLANTATION		1	15	94%	16
COMMUNITY HEALTH OF SOUTH FLORIDA INC			16	100%	16
AURORA UNIVERSITY WELLNESS CENTER		16			16
INTERNAL MEDICINE ASSOCIATES & SPECIALTIES INC		15	1	6%	16
JOSEPH MIGNOGNA		13	3	19%	16
SOMA MEDICAL CENTER # 4		2	14	88%	16
REGENEXX TAMPA BAY		14	2	13%	16
MEDEXPRESS URGENT CARE LEWISBURG		15	1	6%	16
MEDEXPRESS URGENT CARE - ROBINSON TWP, STEUBENVILLE PIKE		14	2	13%	16
SOMA MEDICAL CENTER PA			16	100%	16
STAT MEDICAL CLINIC III INC		10	6	38%	16
STATEN ISLAND UNIVERSITY HOSPITAL		15	1	6%	16
GRAND VILLA OF ENGLEWOOD		12	4	25%	16
ELTINGVILLE CIRCLE URGENT CARE		15	1	6%	16
GRAND VILLA OF DEL RAY WEST		15	1	6%	16
ADVENT HEALTH - ZEPHYRHILLS			16	100%	16
PEACHTREE IMMEDIATE CARE			16	100%	16

COVID-19: testing by laboratory

Data through Mar 10, 2021 verified as of Mar 11, 2021 at 09:25 AM

Data in this report are provisional and subject to change.

The numbers in the table below represent the number of Florida and non-Florida residents for whom test results were received by the Department of Health. A person can be tested by more than one laboratory and can have both positive and negative results. **Therefore, the sum of the numbers in each column will be larger than the total number of people tested.**

Reporting lab	Inconclusive	Negative	Positive	Percent positive	Total
MILLENNIUM PHYSICIAN GRP LLC NAPLES PINE RIDGE			16	100%	16
MINUTECLINIC DIAGNOSTIC OF TN PC #6435		14	2	13%	16
CVS MINUTE CLINIC DIAGNOSTIC OF TEXAS LLC		12	4	25%	16
Lab MSMC Hialeah			16	100%	16
CRUCIAL CARE		10	6	38%	16
NORTHWEST FLORIDA ENT, PA		5	11	69%	16
NOVANT HEALTH GOHEALTH URGENT CARE-HARRISBURG		8	8	50%	16
MC DIAGNOSTIC OF CONNECTICUT, PC #775		15	1	6%	16
BAYFRONT MEDICAL			16	100%	16
ALL FLORIDA FAMILY & SPORTS MEDICINE		15	1	6%	16
EDWARD S BENNETT MD PLLC		16			16
NORTHWEST FLORIDA SLEEP		1	15	94%	16
MINUTECLINIC MINUTECLINIC #8746		15	1	6%	16
STARLING AT NOCATEE			16	100%	16
SRMC AVALON		9	7	44%	16
BVL PEDIATRICS		14	2	13%	16
XERA MED RESEARCH			16	100%	16
CLEVELAND CLINIC FLORIDA		1	15	94%	16
MIRIMUS INC		1	15	94%	16
URGENT CARE CLINIC OF LINCOLN		14	2	13%	16
MORTON PLANT MEASE			16	100%	16
MAITLAND PRIMARY CARE		9	7	44%	16
BONIFAY NURSING AND REHABILITATION CENTER			16	100%	16
JS HEALTHCARE INC		16			16
OPTIMAL CARE PEDIATRICS		1	14	93%	15
PRIMARY CARE SPECIALISTS OF ORLANDO LLC		12	3	20%	15
MEDEMERGE		14	1	7%	15
FAMILY CARE CENTER OF ARLINGTON		10	5	33%	15
CVS NC7047POCT DURHAM		15			15
CARE NOW, INC		11	4	27%	15
WALK IN URGENT CARE			15	100%	15
LAKE HOWARD HEIGHTS	1	12	2	13%	15
OAKMONTE VILLAGE OF DAVIE			15	100%	15
FORT HAMILTON URGENT CARE		15			15
PATHLINE			15	100%	15
ENCOMPASS HEALTH REHABILITATION HOSPITAL OF PANAMA CITY		10	5	33%	15
TELEVISIT MALABAR PEDIATRICS		5	10	67%	15
DIATHERIX		13	2	13%	15
GRAND VILLA OF BOYNTON BEACH		14	1	7%	15
MINUTECLINIC DIAGNOSTIC OF LOUISIANA,		14	1	7%	15
MINUTECLINIC, LLC #4230		12	3	20%	15
WACO HHSSURGEWACO	1	13	1	7%	15
MEDEXPRESS URGENT CARE - TIMBERLAKE		14	1	7%	15
AJU GEORGE MD PA			15	100%	15
CUSTEAD CARE CENTER HAVEN HOSPICE		12	3	20%	15
OPTIONS FOR SENIORS INC DBA PALM KREST MANOR		12	3	20%	15
BIG BEND HOSPICE INC		15			15

COVID-19: testing by laboratory

Data through Mar 10, 2021 verified as of Mar 11, 2021 at 09:25 AM

Data in this report are provisional and subject to change.

The numbers in the table below represent the number of Florida and non-Florida residents for whom test results were received by the Department of Health. A person can be tested by more than one laboratory and can have both positive and negative results. **Therefore, the sum of the numbers in each column will be larger than the total number of people tested.**

Reporting lab	Inconclusive	Negative	Positive	Percent positive	Total
EXPRESS FAMILY CARE LLC			15	100%	15
HEALTH MED HOME CARE, LLC		15			15
SINAI HOSPITAL OF BALTIMORE		15			15
ESTATES MEDICAL CENTER INC		4	11	73%	15
MILTON 4707		15			15
MINUTECLINIC DIAGNOSTIC OF NORTH		14	1	7%	15
HUDSON VALLEY HOSPITAL CENTER LABORATORY		14	1	7%	15
Astoria Health and Rehab		15			15
MEADOWCREST MOLECULAR DIAGNOSTICS, LLC			15	100%	15
BESSENT ROAD GROUP HOME		15			15
UNAVAILABLE/UNKNOWN/NO INFORMATION FOUND			15	100%	15
BAPTIST MEDICAL CENTER EAST		11	4	27%	15
ST ANTHONY'S HOSP PATIENT CARE SERVICE			15	100%	15
TMH FSU RAPID LABORATORY		2	13	87%	15
MEDLAB ASSOCIATES LLC		15			15
CLINIC OF PEDIATRICS & GI MEDICINE INC		1	14	93%	15
FAMILY CARE			15	100%	15
FLORIDA DEPARTMENT OF HEALTH IN HILLSBOROUGH COUNTY		1	14	93%	15
ORLANDO HEALTH		2	13	87%	15
NOVALIFE MEDSPA			15	100%	15
UNIVERSITY OF MIAMI MILLER SCHOOL			15	100%	15
ST VINCENT'S URGENT CARE		12	3	20%	15
MIAMI BEACH MEDICAL GROUP			15	100%	15
BLOUNT MEMORIAL HOSPITAL		13	2	13%	15
HOLLEY-NAVARRE MEDICAL CLINIC		5	10	67%	15
BAYCARE MEDICAL GROUP INC			15	100%	15
EASTLAKE PEDIATRICS - TRINITY		15			15
STEWART MELBOURNE HOSPITAL, INC	1		13	93%	14
MELBOURNE FAMILY PRACTICE		12	2	14%	14
ADVENTHEALTH MEDICAL GROUP		10	4	29%	14
POLK CHD BARTOW		13	1	7%	14
DAVITA DIALYSIS		4	10	71%	14
BROWNE MEDICAL		12	2	14%	14
ORANGE REGIONAL MEDICAL CENTER LABORATORY		11	3	21%	14
NORTHWESTERN MEMORIAL HOSPITAL			14	100%	14
UC HEALTH UNIVERSITY HOSPITAL		11	3	21%	14
FLORIDA MEDICAL CLINIC IM MLK		9	5	36%	14
SIGNATURE HEALTHCARE OF MIDDLEBURG		14			14
The Evangelical Lutheran Good Samaritan Society		14			14
GREENSBORO PATHOLOGY LLC		14			14
PULSE & REMEDY LLC			14	100%	14
BOCA SIMON		2	12	86%	14
INDIANA STATE DEPARTMENT OF HEALTH		1	13	93%	14
ALAN L MELOTEK MD		14			14
BAPTIST PEDIATRICS		11	3	21%	14
SARASOTA - ROBERT L TAYLOR COMMUNITY CENTER		1	13	93%	14
SURGERY CENTER OF CORAL GABLES LLC,THE		11	3	21%	14

COVID-19: testing by laboratory

Data through Mar 10, 2021 verified as of Mar 11, 2021 at 09:25 AM

Data in this report are provisional and subject to change.

The numbers in the table below represent the number of Florida and non-Florida residents for whom test results were received by the Department of Health. A person can be tested by more than one laboratory and can have both positive and negative results. **Therefore, the sum of the numbers in each column will be larger than the total number of people tested.**

Reporting lab	Inconclusive	Negative	Positive	Percent positive	Total
TALLAHASSEE PRIMARY CARE ASSOCIATES PA		12	2	14%	14
DESOTO HEALTH AND REHAB LLC		9	5	36%	14
HEALTHFIRST ADVENT HEALTH CENTRA CARE COCOA BEACH			14	100%	14
MINUTECLINIC DIAGNOSTIC OF TN, PC 374		10	4	29%	14
SOUTHEASTERN LABORATORY			14	100%	14
SOUTHEASTERN UNIVERSITY INC		14			14
BRYAN WHITFIELD MEMORIAL HOSPITAL		9	5	36%	14
FG RAPID RESULTS LLC		8	6	43%	14
MINUTECLINIC DIAGNOSTIC OF TN PC #566		12	2	14%	14
Terrace of Jacksonville			14	100%	14
TREASURE COAST URGENT CARE			14	100%	14
SARNO FAMILY PRACTICE		1	13	93%	14
ABC PEDIATRICS OF PORT ST LUCIE		12	2	14%	14
MIAMI BEACH MEDICAL GROUP LLC			14	100%	14
CITY OF NAPLES FIRE RESCUE		12	2	14%	14
ALASKA PUBLIC HEALTH LAB		1	13	93%	14
RIVERSIDE COTTAGES AT THE SHORES, LLC			14	100%	14
TNC WALK IN CLINIC		10	4	29%	14
SIGMUND LABS LLC		14			14
MONTEFIORE ST LUKE'S CORNWALL HOSPITAL		10	4	29%	14
EPIPHANY HEALTH		8	6	43%	14
OPIS ISLAND LAKE CENTER		13	1	7%	14
ADVENT HEALTH - WINTER HAVEN		7	7	50%	14
ST CLOUD MEDICAL GROUP		12	2	14%	14
GRAND VILLA OF LARGO		12	2	14%	14
PARROTT MEDICAL CLINIC			14	100%	14
COMPREHENSIVE CHILDCARE ASSOCIATES		8	5	38%	13
SOMA MEDICAL CENTER, PA #4 FLORIDA MANGO			13	100%	13
PARKWEST MEDICAL CENTER		11	2	15%	13
CVS MINUTE CLINIC DIAGNOSTIC PA		10	3	23%	13
VRL EUROFINs - HAWAII		13			13
CITY OF CLEARWATER EMPLOYEE HEALTH CENTER		4	9	69%	13
MEDEXPRESS URGENT CARE - SEMINOLE SQUA		11	2	15%	13
PASSPORT HEALTH OF TAMPA BAY		13			13
FAMILY MEDICINE OF WESTON LLC		5	8	62%	13
BAYA URGENT CARE LLC		1	12	92%	13
EAR NOSE AND THROAT ASSOCIATES OF MANATEE, P.A.		10	3	23%	13
IN-OFFICE LAB		12	1	8%	13
AVALON MEDICAL WALK IN CLINIC			13	100%	13
HARBOR CHASE OF JACKSONVILLE			13	100%	13
CVA MINUTE CLINIC DIAGNOSTIC OF VIRGINIA, LLC		13			13
MINUTE CLINIC		1	12	92%	13
HUNTINGTON URGENT CARE		12	1	8%	13
MORTON PLANT NORTH BAY HOSPITAL			13	100%	13
STATCARE URGENT AND WALK-IN MEDICAL CA		11	2	15%	13
Grand Villa of Dunedin		7	6	46%	13
ROCKLEDGE		3	10	77%	13

COVID-19: testing by laboratory

Data through Mar 10, 2021 verified as of Mar 11, 2021 at 09:25 AM

Data in this report are provisional and subject to change.

The numbers in the table below represent the number of Florida and non-Florida residents for whom test results were received by the Department of Health. A person can be tested by more than one laboratory and can have both positive and negative results. **Therefore, the sum of the numbers in each column will be larger than the total number of people tested.**

Reporting lab	Inconclusive	Negative	Positive	Percent positive	Total
WALGREEN		5	8	62%	13
GLENBROOKE AT PALM BAY			13	100%	13
MONTEFIORE MEDICAL CENTER LABORATORIES - WEILER		9	4	31%	13
CLINICAL LABORATORY SERVICES			13	100%	13
SOUTHEAST FAMILY HEALTHCARE CENTER			13	100%	13
DYNAMIC DNA LAB		1	12	92%	13
CAREATC			13	100%	13
MINUTECLINIC DIAGNOSTIC OF TN, PC 6438		11	2	15%	13
KIMBERLY J HENDERSON MD PC		12	1	8%	13
BERGEN NEW BRIDGE M		12	1	8%	13
FLORIDA STATE HOSPITAL			13	100%	13
KIDSWOOD PEDIATRICS CORP		5	8	62%	13
MED TECH SERVICES OF PALM BEACH INC		13			13
SHELBY COUNTY HEALTH CARE CORPORATION		10	3	23%	13
CORNER OAK ESTATE LLC		13			13
BELLEVUE HOSPITAL CENTER DEPARTMENT		13			13
PHELPS HOSPITAL LABORATORY		11	2	15%	13
HORIZON MEDICAL GROUP		11	2	15%	13
BROOKLYN HOSPITAL CENTER DOWNTOWN CAMPUS		13			13
VILLA OF KINGS AND QUEENS OF DELRAY		13			13
TLC FAMILY CARE HOME INC		13			13
BROOKDALE DELAND			13	100%	13
PROHEALTH CARE ASSOCIATES MOBILE		10	3	23%	13
RIVERSIDE MEDICAL GROUP		12	1	8%	13
LUCID DIAGNOSTICS LABS			13	100%	13
LONG ISLAND JEWISH VALLEY STREAM		12	1	8%	13
ORTHOPAEDIC SURGERY CENTER		13			13
PPD - IXLAYER		12	1	8%	13
CORAL LANDING ASSISTED LIVING		11	2	15%	13
OCCUPATIONAL HEALTH CENTERS OF THE SOUTHWEST PA		12	1	8%	13
LIFE'S SPECIAL MOMENTS INC		13			13
MEDEXPRESS URGENT CARE - LAFAYETTE		12	1	8%	13
ACCESS HOME HEALTH OF FLORIDA LLC		13			13
COVANCE CENTRAL LABORATORY			13	100%	13
VALDOSTA FAMILY MEDICINE		1	12	92%	13
ARNOT OGDEN MEDICAL CENTER LABORATORY		13			13
ORCHID COVE		3	10	77%	13
MC DIAGNOSTIC OF CONNECTICUT, PC #1960		13			13
CARENOW URGENT CARE-WEST END		8	5	38%	13
Sunnyside Care Center		13			13
Hackensack Umc Mountainside		12	1	8%	13
CROSS CARE CENTER			13	100%	13
WORLD WRESTLING ENTERTAINMENT			13	100%	13
INTERMOUNTAIN CENTRAL LAB		1	12	92%	13
BAPTIST PRIMARY CARE PONTE VEDRA		7	6	46%	13
PREMIER LABORATORY SERVICES, LLC		5	8	62%	13
UNIVERSITY HOSPITAL UC HEALTH		9	4	31%	13

COVID-19: testing by laboratory

Data through Mar 10, 2021 verified as of Mar 11, 2021 at 09:25 AM

Data in this report are provisional and subject to change.

The numbers in the table below represent the number of Florida and non-Florida residents for whom test results were received by the Department of Health. A person can be tested by more than one laboratory and can have both positive and negative results. **Therefore, the sum of the numbers in each column will be larger than the total number of people tested.**

Reporting lab	Inconclusive	Negative	Positive	Percent positive	Total
ESCAMBIA COMMUNITY CLINIC		2	11	85%	13
MAINSTREET FAMILY SELECT		1	12	92%	13
ORMOND MEDICAL ARTS		3	9	75%	12
MADISON COUNTY HEALTH DEPARTMENT		5	7	58%	12
CVS MINUTE CLINIC, LLC		10	2	17%	12
FIRST CHOICE PEDIATRICS WINTER SPRINGS		10	2	17%	12
ADVENTHEALTH MEDICAL GROUP CARE CLINIC AT		8	4	33%	12
GNT ASSOCIATES		11	1	8%	12
LAB UNKNOWN		1	11	92%	12
POINTE AT NEW PORT PLACE,THE		12			12
FHCP-PORT ORANGE		3	9	75%	12
GEORGE W FERGUSON MD-CONCIERGE MEDICAL SERVICES PL		11	1	8%	12
NORTHERN WESTCHESTER HOSPITAL LABORATORY		10	2	17%	12
BROWARD DIALYSIS			12	100%	12
MEDEXPRESS URGENT CARE - MONROE		12			12
HAVEN HOSPICE			12	100%	12
DEPARTMENT OF PUBLIC HEALTH		12			12
MIRACLE ALF INC		12			12
FLORIDA DEPARTMENT OF HEALTH WASHINGTON COUNTY		7	5	42%	12
TMH PHYSICIAN PARTNERS - MONTICELLO		10	2	17%	12
NAPLES GREEN VILLAGE		12			12
AVENTURA HOSPITAL AND MEDICAL CENTER			12	100%	12
PT&J REHAB - VILLAGE OF ROYAL PALM BEACH		12			12
MI2297090CV HOLLAND-23D2189684		12			12
PANCARE HEALTH - WEWA ELEMENTARY			12	100%	12
KETAMINE HEALTH CENTERS AT BONITA SPRINGS, LLC		12			12
PRIMECARE AT PORT ORANGE			12	100%	12
RUSSELL MEDICAL CENTER		11	1	8%	12
CULINARY INSTITUTE OF AMERICA STUDENT	3	9			12
LPG PRIMARY CARE AT BONITA BAY LIFESTYLE CENTER		11	1	8%	12
MC DIAGNOSTIC OF CONNECTICUT PC #459		12			12
CARE FAST MURABELLA		7	5	42%	12
BAPTIST HEALTH			12	100%	12
METHODIST MEDICAL CENTER		9	3	25%	12
LIFE CARE OF PORT SAINT LUCIE		3	9	75%	12
MEDEXPRESS URGENT CARE - CHRISTIANBURG		8	4	33%	12
SUWANNEE COUNTY JAIL		11	1	8%	12
MERIDIAN AT WATERWAYS, THE		10	2	17%	12
NATIONAL GENETICS INST LABCORP		4	8	67%	12
NIGHT OWL PEDIATRICS URGENT CARE			12	100%	12
OHIO STATE UNIVERSITY MEDICAL CENTER			12	100%	12
MEDLABS DIAGNOSTICS		10	2	17%	12
BROOKDALE CITRUS			12	100%	12
LEON CHD		12			12
ST PETER'S UNIVERSITY HOSPITAL		9	3	25%	12
WOODLAND TOWERS		6	6	50%	12
MEDEXPRESS URGENT CARE- MARYLAND		11	1	8%	12

COVID-19: testing by laboratory

Data through Mar 10, 2021 verified as of Mar 11, 2021 at 09:25 AM

Data in this report are provisional and subject to change.

The numbers in the table below represent the number of Florida and non-Florida residents for whom test results were received by the Department of Health. A person can be tested by more than one laboratory and can have both positive and negative results. **Therefore, the sum of the numbers in each column will be larger than the total number of people tested.**

Reporting lab	Inconclusive	Negative	Positive	Percent positive	Total
WELLMED AT PORT ST LUCIE WEST		8	4	33%	12
GLEN OAKS HEALTH AND REHABILITATION CENTER			12	100%	12
CVS TN5639POCT FARRAGUT		10	2	17%	12
CVS MINUTE CLINIC DIAGNOSTIC OF TN #6044		10	2	17%	12
EFFINGER HEALTH, PA		12			12
THE PLAZA AT PARKSQUARE		12			12
GADSDEN REGIONAL MEDICAL CENTER		12			12
VERITAS RESEARCH CORP			12	100%	12
ACADIAN DIAGNOSTIC LABORATORIES		8	4	33%	12
MINUTECLINIC DIAGNOSTIC OF TN, PC 4992		12			12
FAMILY MEDICINE AT HUNTERS CREEK		12			12
FLORIDA PRESBYTERIAN HOMES INC		11	1	8%	12
MULBERRY CARE CENTER		7	5	42%	12
APPLE DIAGNOSTICS LAB		5	7	58%	12
SOMA MEDICAL CENTER, P.A.			12	100%	12
YORKVILLE PEDIATRIC URGENT CARE		12			12
SAMARITAN MEDICAL CENTER		12			12
CVS MINUTE CLINIC DIAGNOSTIC OF WISCONSIN		12			12
SUMMIT ATLANTIC SURGERY CENTER		12			12
COLLIER COUNTY HEALTH DEPT.		7	5	42%	12
INNOVATIVE RESEARCH OF WEST FLORIDA		9	3	25%	12
FAMILY MEDICINE AT LONGWOOD			12	100%	12
SENIOR HOME CARE INC		12			12
MEDEXPRESS URGENT CARE-ALTOONA		10	2	17%	12
Lady Lake Specialty Care			12	100%	12
MERCY MEDICAL CENTER		5	7	58%	12
FLORIDA DEPT OF HEALTH		4	8	67%	12
ADVENTHEALTH MEDICAL GROUP PEDIATRICS AT		2	10	83%	12
CVS NC187POCT CHARLOTTE		11	1	8%	12
MED LABS DIAGNOSTICS		7	5	42%	12
VILLA HEALTH NH LLC		10	2	17%	12
IREPERTOIRE_MOL_LAB		12			12
LEE COMMUNITY HEALTHCARE INC CAPE CORAL		12			12
BRONSON FIRE DEPARTMENT		11			11
MEDICAL CENTER AFFILIATES WEST PALM			11	100%	11
VIRTUA WEST JERSEY HOSPITAL VOORHEES		9	2	18%	11
RICH STREET GROUP HOME		4	7	64%	11
GENOPTIX MEDICAL LABORATORY		10	1	9%	11
AZALEA HEALTH		2	9	82%	11
COLUMBIA MEMORIAL HOSPITAL		11			11
UMHC/SYLVESTER AT KENDALL		1	10	91%	11
MINUTECLINIC, LLC #244		10	1	9%	11
PALM BEACH PATHOLOGY		9	2	18%	11
UNDERGROUND FREE CLINIC		11			11
MONTEFIORE NYACK HOSPITAL AFFILIATED LABORATORY		10	1	9%	11
SEMORAN FAMILY HEALTH LLC		10	1	9%	11
GAMMA DIAGNOSTIC LAB LLC			11	100%	11

COVID-19: testing by laboratory

Data through Mar 10, 2021 verified as of Mar 11, 2021 at 09:25 AM

Data in this report are provisional and subject to change.

The numbers in the table below represent the number of Florida and non-Florida residents for whom test results were received by the Department of Health. A person can be tested by more than one laboratory and can have both positive and negative results. **Therefore, the sum of the numbers in each column will be larger than the total number of people tested.**

Reporting lab	Inconclusive	Negative	Positive	Percent positive	Total
REDMED CLINIC OF ARLINGTON		10	1	9%	11
URGENT CARE OF NEW YORK		11			11
CARENOW URGENT CARE-HERMITAGE		7	4	36%	11
CVS HEALTH, #3396		11			11
Rosewood Healthcare and Rehabilitation Center		5	6	55%	11
RIVERWOOD CENTER,THE		1	10	91%	11
JOHN W NORRIS III MD PA	1		10	91%	11
MEYER PEDIATRICS CHTD		11			11
SEBRING PEDIATRICS LLC			11	100%	11
DOC PAM PA		10	1	9%	11
PINELLAS COUNTY HEALTH DEPARTMENT		2	9	82%	11
Hialeah Nursing And Rehabilitation Center		6	5	45%	11
CARLOS PORTU MD, PLLC			11	100%	11
KISSIMMEE VA OUTPATIENT CLINIC		11			11
DMH STEINHATCHEE FAMILY MEDICINE		8	3	27%	11
LMH SKILLED NURSING UNIT		11			11
Solaris Healthcare Pensacola			11	100%	11
KINGS BAY PEDIATRICS LLC		7	4	36%	11
LEHIGH VALLEY HOSPITAL		3	8	73%	11
PRIMECARE ACQUISITION FAMILY PRACTICE INC		11			11
ADVENT HEALTH MEDICAL GROUP FAMILY AND INTERNAL MEDICINE AT AVALON PAR		10	1	9%	11
AIM LABORATORIES			11	100%	11
CARROLL GARDENS URGENT CARE		11			11
FLORIDA HOSPITAL PHYSICIAN GROUP		3	8	73%	11
ELITE HOME HEALTH SERVICES		11			11
BIOTECH CLINICAL LABORATORIES, INC.		1	10	91%	11
FRUITVILLE URGENT CARE			11	100%	11
St. Annes Nursing Center, St. Annes Residence, Inc.		11			11
CARINGTON MANOR		11			11
45TH 1		11			11
MINUTECLINIC DIAGNOSTIC OF TN PC #6415		10	1	9%	11
CVS NC7588POCT ASHEVILLE		8	3	27%	11
VITAS HEALTH INC		5	6	55%	11
MHHS All Lab Subsection		11			11
ASSOCIATES MD CYPRESS CREEK			11	100%	11
WALGREENS #04618		10	1	9%	11
WELLMED AT SOUTH PARSONS		9	2	18%	11
ALCOVE ASSISTED LIVING FACILITY		11			11
IGENEX INC		11			11
NORTH OKALOOSA PHYSICIAN GROUP		10	1	9%	11
LONGWOOD PEDIATRICS LLC			11	100%	11
MOUNT DORA PEDIATRICS		9	2	18%	11
St Joseph's Hospital & Medical Center		10	1	9%	11
WANTAGH URGENT CARE		8	3	27%	11
BRIDGE DIAGNOSTICS			11	100%	11
CVS NY491POCT JACKSON HEIGHTS		11			11
ILLINOIS DEPT OF PUBLIC HEALTH LAB - SPRINGFIELD			11	100%	11

COVID-19: testing by laboratory

Data through Mar 10, 2021 verified as of Mar 11, 2021 at 09:25 AM

Data in this report are provisional and subject to change.

The numbers in the table below represent the number of Florida and non-Florida residents for whom test results were received by the Department of Health. A person can be tested by more than one laboratory and can have both positive and negative results. **Therefore, the sum of the numbers in each column will be larger than the total number of people tested.**

Reporting lab	Inconclusive	Negative	Positive	Percent positive	Total
MINUTE CLINIC LLC #5733		11			11
NIGHT LITE PEDIATRICS CENTER, LLC		1	10	91%	11
MINUTECLINIC DIAGNOSTIC OF NEW MEXICO		11			11
UNIVERSITY CENTRA CARE		10	1	9%	11
TELEVISIT PALM BAY FAMILY PRACTICE		9	2	18%	11
FAMILY PRACTICE ON THE GO		6	5	45%	11
TROPICANA		5	6	55%	11
WINTER PARK CARE AND REHABILITATION			11	100%	11
ACCENTCARE		11			11
CVS TX8321POCT MCKINNEY		11			11
CREATIVE TESTING SOLUTIONS		4	7	64%	11
VA MEDICAL CENTER			11	100%	11
STATEN ISLAND UNIVERSITY HOSPITAL SEGUINE AVE		10	1	9%	11
WATSON HEALTHCARE		8	3	27%	11
THE TERRACE OF SAINT CLOUD		9	2	18%	11
ADVENTIST HEALTH SYSTEM FLORIDA DEPT OF HEALTH		7	4	36%	11
GENESIS		7	4	36%	11
MINUTE CLINIC DIAGNOSTIC OF SOUTH CAROLINA		9	2	18%	11
MC DIAGNOSTIC OF CONNECTICUT, PC # 257		10	1	9%	11
CVS CA9165POCT SAN DIEGO		11			11
ANYLABTEST NOW		4	7	64%	11
AVALON FAMILY RESORT ASSISTED LIVING LLC		11			11
VETERNANS ADMINISTRATION			10	100%	10
BELLE GLADES HEALTH CLINIC			10	100%	10
RHODE ISLAND DEPARTMENT OF HEALTH			10	100%	10
DELIVER MY MEDS CORP		10			10
PBC PREMIER FAMILY HEALTH			10	100%	10
SUPERIOR RESIDENCES OF CLERMONT		2	8	80%	10
MAINSTREET FAMILY CARE			10	100%	10
BAYSIDE LABORATORIES INC		10			10
NOT INDICATED		1	9	90%	10
ONEIDA HEALTHCARE CENTER		8	2	20%	10
PERSONAL PEDIATRICS PA		7	3	30%	10
HIGH TOWER ALF LLC		9	1	10%	10
MAIMONIDES MEDICAL CENTER		7	3	30%	10
PHASE2 LABS	2	6	2	20%	10
VITALANT		1	9	90%	10
FAMILY HEALTH CENTER AT PORT ST JOHN		4	6	60%	10
HIRAM COLLEGE HEALTH CENTER (ABBOTT)		10			10
BEAUMONT LABORATORY			10	100%	10
SAMARITAN HOSPITAL LABORATORY		9	1	10%	10
MEDEXPRESS URGENT CARE - SALEM		6	4	40%	10
EMERALD COAST HOSPICE - CRESTVIEW		10			10
CBC LAB		3	7	70%	10
VASCONCELLO COHEN MD PA		9	1	10%	10
CARENOW URGENT CARE-DONELSON		7	3	30%	10
MISSOURI DEPARTMENT OF HEALTH AND SENIOR SERVICES			10	100%	10

COVID-19: testing by laboratory

Data through Mar 10, 2021 verified as of Mar 11, 2021 at 09:25 AM

Data in this report are provisional and subject to change.

The numbers in the table below represent the number of Florida and non-Florida residents for whom test results were received by the Department of Health. A person can be tested by more than one laboratory and can have both positive and negative results. **Therefore, the sum of the numbers in each column will be larger than the total number of people tested.**

Reporting lab	Inconclusive	Negative	Positive	Percent positive	Total
SAVANNAH MANOR ASSISTED LIVING COMMUNITY			10	100%	10
SOUTH FLORIDA BAPTIST HOSPITAL			10	100%	10
RAYMOND BASRI MD		10			10
LYNN KEEFE, MD PEDIATRICS		7	3	30%	10
BAYFRONT FAMILY HEALTH CENTER			10	100%	10
MINUTECLINIC DIAGNOSTIC OF PA, LLC (1036)		8	2	20%	10
MEDEX REGIONAL LABORATORIES LLC		1	9	90%	10
ASHRAF MEDICAL GROUP PLLC DBA PULSE M		9	1	10%	10
PHYSICIANS REGIONAL MEDICAL CTR - COLLIER BLVD			10	100%	10
TENNESSEE DEPARTMENT OF HEALTH (TDH) - CENTRAL LABORATORY		2	8	80%	10
THE MARY IMOGENE BASSETT HOSPITAL		10			10
NORTON HEALTHCARE			10	100%	10
GRAND AVE PHARMACY		1	9	90%	10
PLYMOUTH HARBOR INCORPORATED		9	1	10%	10
ALACHUA			10	100%	10
VENICE GREEN VILLAGE		3	7	70%	10
LUXOR SCIENTIFIC LLC		1	9	90%	10
MEDEXPRESS URGENT CARE - WINCHESTER GATEWAY		8	2	20%	10
HCR MANORCARE		10			10
MOLECULAR PATHOLOGY LABORATORY			10	100%	10
RED MOUNTAIN DIAGNOSTICS		10			10
MEDEXPRESS URGENT CARE - PANTOPS		9	1	10%	10
MINUTECLINIC DIAGNOSTIC OF TEXAS LLC		8	2	20%	10
VIBRANT AMERICA		8	2	20%	10
DES PLAINES CLINICAL LAB		3	7	70%	10
HEALTH NETWORK LABORATORIES		6	4	40%	10
URGENT MEDICAL CENTER INC		2	8	80%	10
ACCESS PHARMACY		10			10
KIDSVILLE PEDIATRICS			10	100%	10
RPC@HODGES		2	8	80%	10
WESTPAC LABS INC	1		9	90%	10
MONROE COUNTY HOSPITAL		7	3	30%	10
CORONA PATHOLOGY		10			10
METHODIST HOSPITAL			10	100%	10
COLLIER HMA PHYSICIAN MANAGEMENT, LLC		2	8	80%	10
MEDEXPRESS URGENT CARE CHARLESTON		6	4	40%	10
Signature Healthcare of Savannah		10			10
APPALACHIAN REGIONAL HEALTHCARE SYSTEM		10			10
CVS NC2357POCT HUNTERSVILLE		9	1	10%	10
CVS MINUTE CLINIC DIAGNOSTIC MED GRP OF CA		10			10
BROWARD HEALTH CARE			10	100%	10
Westchester General Hospital			10	100%	10
FLEMING ISLAND CENTER FOR CLINICAL RESEARCH		10			10
CONSULATE HEALTH CARE OF PENSACOLA			10	100%	10
LAKE CO SCHOOLS EMPLOYEE HEALTH & WELLNESS CENTER	1	7	2	20%	10
PANCARE HEALTH - VERNON ELEMENTARY			10	100%	10
AMERICAN HOUSE FORT MYERS		10			10

COVID-19: testing by laboratory

Data through Mar 10, 2021 verified as of Mar 11, 2021 at 09:25 AM

Data in this report are provisional and subject to change.

The numbers in the table below represent the number of Florida and non-Florida residents for whom test results were received by the Department of Health. A person can be tested by more than one laboratory and can have both positive and negative results. **Therefore, the sum of the numbers in each column will be larger than the total number of people tested.**

Reporting lab	Inconclusive	Negative	Positive	Percent positive	Total
MINUTE CLINIC DIAGNOSTIC OF TEXAS, LLC		10			10
ISLAND COAST PEDIATRICS IN-HOUSE LAB		10			10
MINUTECLINIC DIAGNOSTIC OF RHODE ISLAND		7	3	30%	10
MINUTECLINIC, LLC, DBA MINUTECLINIC #6		10			10
MEDEXPRESS URGENT CARE PARKERSBURG		8	2	20%	10
Avalon Healthcare and Rehabilitation Center			10	100%	10
LAKE NONA MEDICAL SERVICES		3	7	70%	10
HNL LAB MEDICINE		7	3	30%	10
MEDICAL LABORATORY DIAGNOSTICS			10	100%	10
COMMUNITY HEALTH CENTER		2	8	80%	10
URGENT CARE & FAMILY PRACTICE CENTER			10	100%	10
MINUTE-CLINIC DIAGNOSTIC OF VIRGINIA		9	1	10%	10
MEDEXPRESS URGENT CARE-KATY		7	3	30%	10
MOSOLF PEDIATRICS			10	100%	10
BOCA RATON REGIONAL HOSPITAL LAB			10	100%	10
KEY TRAINING CENTER			10	100%	10
BROOKDALE PANAMA CITY		9	1	10%	10
MINUTECLINIC INCORPORATE, LLC		8	2	20%	10
ORLANDO ORTHOPAEDIC OUTPATIENT SURGERY CENTER		6	4	40%	10
NEW JERSEY DEPARTMENT OF HEALTH COMMUNICABLE DISEASE SERVICE		3	7	70%	10
CARENOW URGENT CARE - EAST NASHVILLE		8	2	20%	10
CANCER RESEARCH LAB, BOB JONES UNIVERSITY		10			10
LAKE BALDWIN CBOC		9	1	10%	10
ADVENTIST HEALTH SYSTEM		9	1	10%	10
ARBORS OF GULF BREEZE, THE		8	2	20%	10
JOHNS HOPKINS MEDICAL LABORATORIES		1	9	90%	10
RICHMOND UNIVERSITY MEDICAL CENTER		8	2	20%	10
PRORENATA LABS		2	8	80%	10
URGENT CARE CENTER AT PINNACLE		4	6	60%	10
CROSSROADS URGENT CARE, PLLC		10			10
ATMORE NURSING CENTER		9	1	10%	10
BAYONET POINT HOSPITAL			10	100%	10
Maury Regional Hospital		6	4	40%	10
AMBRY GENETICS CORPORATION		10			10
ALABAMA DEPARTMENT OF PUBLIC HEALTH		1	9	90%	10
AFC URGENT CARE - CEDAR GROVE		10			10
CVS MINUTE CLINIC DIAGNOSTIC		8	1	11%	9
JOHNS HOPKINS ALL CHILDRENS			9	100%	9
ORLANDO MEDICAL CENTER PL		1	8	89%	9
DAVID LAWRENCE CENTER INC		7	2	22%	9
CVS MINUTE CLINIC DIAGNOSTIC OF TEXAS, LLC		9			9
WESTERN NEW YORK IMMEDIATE MEDICAL CAR		9			9
PRECISION GENETICS			9	100%	9
CLAYMED OF NORTH FLORIDA			9	100%	9
OMNI			9	100%	9
INTEGRATED FAMILY MEDICAL CENTER			9	100%	9
PRIME MEDICAL CARE, LLC		9			9

COVID-19: testing by laboratory

Data through Mar 10, 2021 verified as of Mar 11, 2021 at 09:25 AM

Data in this report are provisional and subject to change.

The numbers in the table below represent the number of Florida and non-Florida residents for whom test results were received by the Department of Health. A person can be tested by more than one laboratory and can have both positive and negative results. **Therefore, the sum of the numbers in each column will be larger than the total number of people tested.**

Reporting lab	Inconclusive	Negative	Positive	Percent positive	Total
MINUTECLINIC, LLC, DBA MINUTECLINIC #6106		7	2	22%	9
PREMIUM HEALTH CARE			9	100%	9
MINUTECLINIC DIAGNOSTIC OF SC, LLC #2		8	1	11%	9
WINDSOR OF GAINESVILLE		9			9
CVS MINUTE CLINIC DIAG OF IND, LLC #6549		9			9
CVS TX10016POCT PRINCETON		9			9
SOMA MEDICAL CENTER PA #4			9	100%	9
MINUTECLINIC, LLC #4682		5	4	44%	9
ADVENT HEALTH - FOUR CORNERS ER		8	1	11%	9
ASSOCIATES IN MEDICINE		7	2	22%	9
MEDEXPRESS URGENT CARE MONACA		9			9
NORTHSHORE UNIVERSITY HEALTHSYSTEM EVANSTON HOSPITAL LAB			9	100%	9
ANY LAB TEST NOW INC			9	100%	9
MOBILE RESPONSE DIAGNOSTICS LLC		8	1	11%	9
MEDEXPRESS URGENT CARE - BENTON HARBOR		9			9
Consulate Health Care of Brandon		7	2	22%	9
BUENA VIDA ESTATES			9	100%	9
MINUTE CLINIC LLC #1448		8	1	11%	9
MINUTE CLINIC DIAGNOSTIC OF TN PC #64		9			9
Fouraker Hills Rehab and Nursing			9	100%	9
MINUTECLINIC DIAGNOSTIC OF NEW JERSEY, LLC # 7069		9			9
LAKE NONA MEDICAL SERVICE LLC		9			9
PALM BAY URGENT CARE PL		1	8	89%	9
CLEVELAND TENNESSEE HOSPITAL COMPANY		8	1	11%	9
VILLAGE PLACE HEALTH AND REHAB		9			9
UNIVERSITY MEDICAL CENTER		8	1	11%	9
BRENNITY AT VERO BEACH, THE			9	100%	9
LEE COMMUNITY HEALTHCARE INC NORTH FORT MYERS		9			9
INSPIRED LIVING AT PALM BAY		7	2	22%	9
CARENOW URGENT CARE-MT JULIET		8	1	11%	9
PEPIN ACADEMIES-PASCO		9			9
GCPM MANUAL MICROBIOLOGY		1	8	89%	9
ROSEMONT GARDENS INC		9			9
MINUTECLINIC, LLC, #4160		6	3	33%	9
MEDEXPRESS URGENT CARE - BEECH GROVE		8	1	11%	9
KEY WEST URGENT CARE, INC		3	6	67%	9
EMERGENCY MEDICAL CENTER		3	6	67%	9
SMH PHYSICIAN SERVICES INC		9			9
GLADES COUNTY DETENTION CENTER			9	100%	9
MINUTE CLINIC INCORPORTE		9			9
CARENOW URGENT CARE-GREEN HILLS		9			9
MAGNOLIA MANOR			9	100%	9
WINTER PARK INTERNAL MEDICINE MD PA		7	2	22%	9
ROSECASTLE			9	100%	9
CVS TN5601POCT LENOIR CITY		9			9
MINUTE CLINIC DIAGNOSTIC OF SC, LLC #42		8	1	11%	9
FOX FAMILY PRACTICE		9			9

COVID-19: testing by laboratory

Data through Mar 10, 2021 verified as of Mar 11, 2021 at 09:25 AM

Data in this report are provisional and subject to change.

The numbers in the table below represent the number of Florida and non-Florida residents for whom test results were received by the Department of Health. A person can be tested by more than one laboratory and can have both positive and negative results. **Therefore, the sum of the numbers in each column will be larger than the total number of people tested.**

Reporting lab	Inconclusive	Negative	Positive	Percent positive	Total
CHILDREN'S HEALTHCARE OF ATLANTA/EGLESTON		9			9
FLORIDA MEDICAL CL ODOM TPA		4	5	56%	9
NIGHT LITE PEDIATRICS CENTER		1	8	89%	9
FLORIDA MENTOR		7	2	22%	9
NEMOURS CHILDREN'S PRIMARY CARE VERO BEACH			9	100%	9
MINUTECLINIC DIAGNOSTIC OF NORTH CAROLINA, PC		8	1	11%	9
PENSACOLA CLUSTER			9	100%	9
GULF COAST MEDICAL GROUP		2	7	78%	9
BAYFRONT HEALTH ST PETERSBURG		8	1	11%	9
MINUTECLINIC, LLC #1470		9			9
BERRYHILL MANOR		9			9
PINELLAS PARK FIRE DEPARTMENT		9			9
NASCAR EVENT MANAGEMENT, LLC		9			9
MINUTECLINIC DIAGNOSTIC OF MINNESOTA		9			9
ST JOSEPH WOMENS HOSPITAL			9	100%	9
WESTCHESTER GENERAL HOSPITAL BLOOD GAS LAB			9	100%	9
FAST PACE MEDICAL CLINIC PLLC		7	2	22%	9
Manor Care of Dunedin		6	3	33%	9
PEDIATRIC HEALTH CARE ALLIANCE			9	100%	9
MINUTECLINIC DIAGNOSTIC OF TN PC #6363		8	1	11%	9
FLORIDA HOSPITAL WINTER PARK		7	2	22%	9
WINDSOR OF SAN PABLO, THE		6	3	33%	9
CHEMISYS LABORATORIES		1	8	89%	9
MICHIGAN DEPARTMENT OF COMMUNITY HEALTH		1	8	89%	9
ST JUDE LABORATORIES		7	2	22%	9
CVS MINUTE CLINIC DIAGNOSTIC PA #3060		8	1	11%	9
NATURE COAST REGIONAL MEDICAL CENTER			9	100%	9
LOREY ALF		9			9
PATEL MEDICAL VENTURES		8	1	11%	9
PALM BEACH CDH - DELRAY BEACH			9	100%	9
REMISE OCCUPATIONAL HEALTH SOLUTIONS INC			9	100%	9
FAMILY PRACTICE OF DAVIE INC			9	100%	9
ENCOMPASS HOME HEALTH OF THE SOUTHEAST LLC		9			9
CVS MINUTE CLINIC DIAGNOSTIC OF TN #3293		9			9
MINUTE CLINIC LLC #2775		8	1	11%	9
RIVERVIEW REGIONAL MEDICAL CENTER		7	2	22%	9
ORANGE PARK PEDIATRIC ASSOCIATES		1	8	89%	9
GRAND VILLA OF DELRAY EAST		9			9
CVS MO8590POCT KANSAS CITY		5	4	44%	9
WADSWORTH CENTER - DAVID AXELROD INSTITUTE		8	1	11%	9
ORLANDO HEALTH PHYSICIAN ASSOCIATES		4	5	56%	9
OUR HOME AT BEACON HILL			9	100%	9
MINUTECLINIC DIAGNOSTICS OF IND, LLC		9			9
OPTUM SILVER LAKES			9	100%	9
FLORIDA CENTER FOR DERMATOLOGY LABORATORY			9	100%	9
ILLINOIS DEPARTMENT OF PUBLIC HEALTH		1	8	89%	9
MINUTECLINIC DIAGNOSTIC OF OKLAHOMA		7	2	22%	9

COVID-19: testing by laboratory

Data through Mar 10, 2021 verified as of Mar 11, 2021 at 09:25 AM

Data in this report are provisional and subject to change.

The numbers in the table below represent the number of Florida and non-Florida residents for whom test results were received by the Department of Health. A person can be tested by more than one laboratory and can have both positive and negative results. **Therefore, the sum of the numbers in each column will be larger than the total number of people tested.**

Reporting lab	Inconclusive	Negative	Positive	Percent positive	Total
MINUTECLINIC LLC (1435)		8	1	11%	9
ALLIANCE HEALTH AND REHABILITATION CENTER		9			9
MIDMICHIGAN MEDICAL CENTER			9	100%	9
LAKEVIEW HEALTH SYSTEMS			9	100%	9
UHEALTH UNIVERSITY OF MIAMI			9	100%	9
HAWTHORNE INN OF LAKELAND		9			9
Signature Healthcare of Ormond		9			9
CVS PHARMACY NO 274		9			9
COLLIER BLVD HMA PHYSICIAN MANAGEMENT,, LLC			9	100%	9
MEDEXPRESS URGENT CARE - SWANSEA, N ILLINOIS ST		8	1	11%	9
CVS PA6902POCT BRYN MAWR		7	2	22%	9
DYNAMIC HEALTH CENTERS INC		5	4	44%	9
NEW YORK PRESBYTERIAN - LOWER MANHATTAN		9			9
MEDEXPRESS URGENT CARE-LATROBE		9			9
CHILDREN'S HEALTH CENTER INC.		7	2	22%	9
UCARE			9	100%	9
NORTHWEST FLORIDA COMMUNITY HOSPITAL LABORATORY		8	1	11%	9
CIGNA ONSITE HEALTH LLC		2	6	75%	8
HARBORCHASE OF DR PHILLIPS		7	1	13%	8
BARTON PARKER OD PC		8			8
GRAND VILLA OF MELBOURNE		6	2	25%	8
West Gate Village, LLC		8			8
SOMA MEDICAL CENTER MD PA #7 PEDIATRICS			8	100%	8
STPET		6	2	25%	8
HOLY NAME MEDICAL CENTER	1	6	1	13%	8
BEAUMONT EMERGENCY CENTER			8	100%	8
CONSULATE HEALTH CARE		7	1	13%	8
MEDEXPRESS URGENT CARE - WASHINGTON		6	2	25%	8
MINUTECLINIC DIAGNOSTIC OF NEW JERSEY,		7	1	13%	8
ST. PETERSBURG PEDIATRICS			8	100%	8
MINUTECLINIC DIAGNOSTIC OF TN PC #5671		5	3	38%	8
LANE PEDIATRICS PA			8	100%	8
FLORIDA HEART AND VASCULAR MULTISPECIALTY GROUP		8			8
DOCTOR'S IN-HOUSE LAB/COMMUNITY HEALTH CENTERS OF PINELLAS – CLEARWATE			8	100%	8
MINUTECLINIC, LLC #1492		8			8
SOUTHEASTERN PEDIATRIC ASSOCIATES			8	100%	8
MINUTECLINIC DIAGNOSTIC OF VIRGINIA		8			8
FLORIDA KEYS CONCIERGE MEDICINE, LLC		6	2	25%	8
DR PHILLIPS MEDICAL WELLNESS CENTER		8			8
CVS MINUTE CLINIC DIAGNOSTIC OF NEW JERSEY		8			8
HUNTINGTON VILLAGE URGENT CARE		8			8
CVS MINUTE CLINIC DIAGNOSTIC OF TEXAS,LLC		6	2	25%	8
DORAL URGENT CARE			8	100%	8
PALMS WEST HOSPITAL			8	100%	8
ST CLOUD PHYSICIAN MANAGMENT LLC		7	1	13%	8
BENSONHURST URGENT CARE		8			8
PUTNAM FAMILY CARE INC		3	5	63%	8

COVID-19: testing by laboratory

Data through Mar 10, 2021 verified as of Mar 11, 2021 at 09:25 AM

Data in this report are provisional and subject to change.

The numbers in the table below represent the number of Florida and non-Florida residents for whom test results were received by the Department of Health. A person can be tested by more than one laboratory and can have both positive and negative results. **Therefore, the sum of the numbers in each column will be larger than the total number of people tested.**

Reporting lab	Inconclusive	Negative	Positive	Percent positive	Total
MINUTECLINIC DIAGNOSTIC OF TN PC #242		5	3	38%	8
GOLISANO CHILDREN'S HOSPITAL OF SOUTHWEST FLORIDA		6	2	25%	8
TRUE HEALTH		5	3	38%	8
MINUTE-CLINIC DIAGNOSTIC OF VIRGINIA, LLC #2003		5	3	38%	8
INTERNAL MEDICINE AND AESTHETICS OF NAPLES LLC		8			8
COASTAL LABORATORIES OF FLORIDA		5	3	38%	8
DOH-TAMPA BRANCH LABORATORY (MLK BLVD)		4	4	50%	8
EXECUTIVE MEDICAL SERVICES		8			8
NEW HAMPSHIRE DEPARTMENT OF HEALTH AND HUMAN SERVICES		3	5	63%	8
DOTHAN PEDIATRIC CLINIC			8	100%	8
MEDEXPRESS URGENT CARE, BUTLER		5	3	38%	8
URGENT TEAM MANAGEMENT OF TENNESSEE		7	1	13%	8
VETERANS AFFAIRS MEDICAL CENTER - OUTPATIENT			8	100%	8
DIXITKUMAR N MODI MD PA			8	100%	8
BLOOMINGDALE PEDIATRIC ASSOCIATES PA			8	100%	8
GENEUS DIAGNOSTICS			8	100%	8
SURGOINSVILLE PHARMACY		8			8
FLORIDA CLINICAL LAB		1	7	88%	8
ROBERT WOOD JOHNSON HOSPITAL		7	1	13%	8
ST MARYS MEDICAL CENTER			8	100%	8
PACIFICA SUNRISE☐			8	100%	8
LAKELAND REGIONAL HEALTH GRASSLANDS		7	1	13%	8
LAB UNKNOWN		6	2	25%	8
BLOOMING GARDENS OF CARE INC		8			8
CVS HEALTH, #2043		8			8
HEALTHPARK MEDICAL CTR NURSING SVC		8			8
MINUTECLINIC DIAGNOSTIC OF TN PC #386		7	1	13%	8
CIAN DIAGNOSTICS			8	100%	8
VAIL VALLEY MEDICAL CENTER			8	100%	8
VIGILINT HEALTHCARE		6	2	25%	8
BIOTECH PHARMACEUTICAL GROUP LLC			8	100%	8
PUTNAM COUNTY EMERGENCY RESCUE SERVICE		5	3	38%	8
FOUNTAINVIEW BY FIVE STAR QUALITY CARE		7	1	13%	8
ADVENTHEALTH MEDICAL GROUP PEDIATRIC & ADOLESCENT		7	1	13%	8
MINUTECLINIC DIAG OF IND, LLC #6697		8			8
Nashville Central Laboratory		8			8
UNIVERSITY HOSPITALS OF CLEVELAND		4	4	50%	8
GENE STREET LABORATORIES, LLC		6	2	25%	8
WELLIGENT		1	7	88%	8
ALPHA PHARMACY		7	1	13%	8
CVS HEALTH MINUTE CLINIC		1	7	88%	8
NEMOURS CHILDREN'S URGENT			8	100%	8
NORTHSIDE HOSPITAL		2	6	75%	8
ORMOND BEACH CENTRA CARE			8	100%	8
CURATIVE		1	7	88%	8
JACKSON CLINIC PA,THE		4	4	50%	8
FHCP-ORANGE CITY			8	100%	8

COVID-19: testing by laboratory

Data through Mar 10, 2021 verified as of Mar 11, 2021 at 09:25 AM

Data in this report are provisional and subject to change.

The numbers in the table below represent the number of Florida and non-Florida residents for whom test results were received by the Department of Health. A person can be tested by more than one laboratory and can have both positive and negative results. **Therefore, the sum of the numbers in each column will be larger than the total number of people tested.**

Reporting lab	Inconclusive	Negative	Positive	Percent positive	Total
WALK-IN MEDICAL CARE			8	100%	8
ST. JOSEPH HOSPITAL AND HEALTH CARE INC.			8	100%	8
CARE ATC - CITY OF BOYNTON BEACH	1	2	5	63%	8
MINUTECLINIC, LLC #05038		8			8
ARTHREX MEDICAL CENTER EAST		4	4	50%	8
JX REF LAB			8	100%	8
DOCTOR'S IN HOUSE LAB			8	100%	8
ALLEGRO - TAMPA	1	4	3	38%	8
ALLINA HEALTH - ABBOTT NORTHWESTERN HOSPITAL		5	3	38%	8
WATERFORD AT CREEKSIDE, THE			8	100%	8
CVS MINUTE CLINIC DIAGNOSTIC OF VIRGINIA		8			8
ADVANCED RESEARCH FOR HEALTH IMPROVEMENT		6	2	25%	8
X-GENE MOLECULAR LABS		1	7	88%	8
ARCHBOLD MEMORIAL HOSPITAL/LAB		3	5	63%	8
Sunset Lake Health and Rehabilitation Center		8			8
OKLAHOMA STATE DEPARTMENT OF HEALTH-PUBLIC HEALTH LABORATORY			8	100%	8
BAPTIST OUTPATIENT			8	100%	8
MID-HUDSON VALLEY DIVISION OF WESTCHESTER MEDICAL		8			8
THE WOLFF CENTER FOR CHILD & ADOLESCENT HEALTH			8	100%	8
ALBION COLLEGE (ABBOTT)		8			8
SYLVESTER AT PLANTATION LABORATORY		7	1	13%	8
WHITE SANDS OUTPATIENT SERVICES (WSOP SERVICES LLC		8			8
IU HEALTH PATHOLOGY		1	7	88%	8
MONTEFIORE MEDICAL CENTER LABORATORIES - NORTH		8			8
ST CHARLES HOSPITAL LABORATORY		8			8
ALACHUA COUNTY HEALTH DEPARTMENT		1	7	88%	8
SEA LEVEL LABS			8	100%	8
OSWEGO HOSPITAL LABORATORY		7	1	13%	8
MEDEXPRESS URGENT CARE - FORT WORTH S		7	1	13%	8
ST VINCENT'S ST CLAIR		5	3	38%	8
TREASURE ISLE LLC		8			8
NORTH PINELLAS CHILDRENS MEDICAL CENTER INC			8	100%	8
JOHN T MATHER MEMORIAL HOSPITAL LABORATORY		7	1	13%	8
MAGNOLIA PEDIATRICS GROUP LLC			8	100%	8
UNIVERSITY OF MIAMI MILLER SCHOOL OF MEDICINE			8	100%	8
Rehabilitation Center of the Palm Beaches		8			8
PALM BEACH COUNTY HEALTH DEPARTMENT LABORATORY			8	100%	8
MINUTE CLINIC LLC #10203		6	2	25%	8
CVS NJ617POCT CEDAR GROVE		7	1	13%	8
LIFE CARE CITRUS COUNTY			8	100%	8
ST LUKES ROOSEVELT LABORATORY		7	1	13%	8
MEDEXPRESS ELKINS		8			8
UF HEALTH			8	100%	8
CLEARWATER PEDIATRIC CARE		1	7	88%	8
THOMAS JEFFERSON UNIVERSITY HOSPITAL		4	4	50%	8
DEPARTMENT OF HEALTH- CITRUS COUNTY		1	7	88%	8
NITIN BAWA PROFESSIONAL ASSOCIATES			8	100%	8

COVID-19: testing by laboratory

Data through Mar 10, 2021 verified as of Mar 11, 2021 at 09:25 AM

Data in this report are provisional and subject to change.

The numbers in the table below represent the number of Florida and non-Florida residents for whom test results were received by the Department of Health. A person can be tested by more than one laboratory and can have both positive and negative results. **Therefore, the sum of the numbers in each column will be larger than the total number of people tested.**

Reporting lab	Inconclusive	Negative	Positive	Percent positive	Total
CAN COMMUNITY HEALTH, INC		8			8
MEDICANA NURSING AND REHAB CENTER			8	100%	8
NEOGENOMICS LABORATORIES, INC		8			8
CAREPOINT CLINIC		5	3	38%	8
LAKE CONWAY URGENT CARE LLC		2	6	75%	8
JUPITER CLINIC			8	100%	8
HEALTHMARK REGIONAL HOSPITAL LAB		4	4	50%	8
LIFELINK TISSUE BANK D/B/A LIFELINK TISSUE BANK		7	1	13%	8
MINUTECLINIC #8760		8			8
LEMOYNE COLLEGE WELLNESS CENTER FOR		8			8
DOH JACKSONVILLE CENTRAL LABORATORY		3	5	63%	8
MINUTECLINIC, LLC, MINUTECLINIC #7637		6	2	25%	8
MED & CO INVESTMENT LLC		7	1	13%	8
FHPG_EXP CARE W HILLSBOROUGH			8	100%	8
MINUTECLINIC DIAGNOSTIC OF ILLINOIS LL		8			8
ATLANTIC CONSOLIDATED LABORATORY		8			8
INTERNAL MEDICINE ASSOCIATES OF JACKSON HOSPITAL			8	100%	8
APEX HOME HEALTH CARE		7	1	13%	8
Ocoee Health Care Center		7			7
MINUTECLINIC, LLC #03965		7			7
OCALA FAMILY MEDICAL CENTER		7			7
PENN MEDICINE PRINCETON MEDICAL CENTER		6	1	14%	7
CVS MINUTE CLINIC DIAGNOSTIC MED GRP OF SAN		5	2	29%	7
URGENT CARE OF LONGWOOD			7	100%	7
MINUTECLINIC DIAGNOSTIC OF MAINE, LLC		5	2	29%	7
PALM POINT BEHAVIORAL HEALTH		7			7
MANATEE PEDIATRICS			7	100%	7
MINUTECLINIC DIAGNOSTIC OF TN PC #643		5	2	29%	7
EP LTC PHARMACY		5	2	29%	7
Thermopolis Rehabilitation Wellness		7			7
SONORA QUEST LABORATORIES			7	100%	7
Florida Clinical Laboratory		1	6	86%	7
LPG PRIMARY CARE AT COLONIAL CENTER DRIVE		6	1	14%	7
COMMUNITY MEDICAL AND DENTAL CARE INC		7			7
Lenox on the Lake			7	100%	7
WYOMING COUNTY COMMUNITY HOSPITAL LABORATORY		7			7
VENICE REGIONAL MEDICAL CENTER			7	100%	7
DOTHAN WEST FAMILY MEDICINE		5	2	29%	7
CARESOUTH HHA HOLDINGS OF TALLAHASSEE LLC		7			7
HEALTH CARE LABORATORY SERVICES		1	6	86%	7
JUPITER ISLAND PUBLIC SAFETY		5	2	29%	7
FLORIDA HOSPITAL KISSIMMEE		4	3	43%	7
ETHOS LABORATORIES		6	1	14%	7
LEE COUNTY HEALTH DEPARTMENT		4	3	43%	7
MC DIAGNOSTIC OF CONNECTICUT, PC #1966		7			7
HOLY GARDEN ALF, INC.		7			7
ELLIS HOSPITAL LABORATORY		6	1	14%	7

COVID-19: testing by laboratory

Data through Mar 10, 2021 verified as of Mar 11, 2021 at 09:25 AM

Data in this report are provisional and subject to change.

The numbers in the table below represent the number of Florida and non-Florida residents for whom test results were received by the Department of Health. A person can be tested by more than one laboratory and can have both positive and negative results. **Therefore, the sum of the numbers in each column will be larger than the total number of people tested.**

Reporting lab	Inconclusive	Negative	Positive	Percent positive	Total
QUE		4	3	43%	7
DELAWARE DEPARTMENT OF HEATH		6	1	14%	7
MINUTECLINIC DIAGNOSTIC OF TN PC #240		6	1	14%	7
MEDEXPRESS URGENT CARE - HOT SPRINGS		7			7
NOVANT HEALTH INPATIENT CARE		2	5	71%	7
MINUTECLINIC, LLC #1586		5	2	29%	7
PBC FOUND CARE INC			7	100%	7
PEDIATRICS URGENT CARE, LLC			7	100%	7
FLORIDA SCHOOL FOR THE DEAF AND THE BLIND			7	100%	7
LPG PRIMARY CARE AT CAPE CORAL PARKWAY		6	1	14%	7
1ST PRIORITY LAB SERVICES		7			7
MINUTECLINIC, LLC #1796		6	1	14%	7
CLAY PRIMARY & FAMILY CARE LLC			7	100%	7
FHMG_FM AND IM AVALON PARK		2	5	71%	7
ADVENT HEALTH APOPKA		3	4	57%	7
PANCARE HEALTH - HOSFORD SCHOOL			7	100%	7
SOUTH FLORIDA ENT ASSOCIATES, INC			7	100%	7
VERMONT DEPARTMENT OF HEALTH		1	6	86%	7
MINUTE CLINIC DIAGNOSTIC OF PENNSYLVANIA		7			7
GUIDEWELL EMERGENCY MEDICINE DOCTORS LLC #33		3	4	57%	7
ST. CLOUD PHARMACY AND WELLNESS CENTER		3	4	57%	7
MEDEXPRESS URGENT CARE - CULPEPER		7			7
MINUTE CLINIC LLC #4017		7			7
PEDIATRICS IN BREVARD-COCOA BEACH		2	5	71%	7
CVS MINUTE CLINIC DIAG OF IND LLC #5206		6	1	14%	7
NORTHDAL REHABILITATION CENTER			7	100%	7
KENDALL REGIONAL MEDICAL CNTR			7	100%	7
CAPRONA GROUP HOME		1	6	86%	7
GOOD SAMARITAN MEDICAL CENTER			7	100%	7
EMBRY-RIDDLE AERONAUTICAL UNIVERSITY HEALTH			7	100%	7
LAKE PEDIATRICS			7	100%	7
MEDEXPRESS URGENT CARE - MIDLOTHIAN		6	1	14%	7
FLORIDA CANCER SPECIALISTS & RESEARCH INSTITUTE		6	1	14%	7
OPTUM PRIMARY CARE - FOUNTAIN OAKS		3	4	57%	7
BROOKDALE LAKE ORIENTA			7	100%	7
AVON PARK PEDIATRICS			7	100%	7
CVS TX7827POCT ROUND ROCK		7			7
BALTIMORE CITY HEALTH DEPT COMMUNICABLE DISEASES AND EPIDEMIOLOGY			7	100%	7
NORTH FLORIDA PHARMACY		7			7
KEYSTONE PLACE AT NAPLES PRESERVE		4	3	43%	7
Baptist Village Retirement Communities		7			7
IRL MARKET LAB			7	100%	7
BOCA BIOLISTICS LLC			7	100%	7
NORTH FLORIDA MEDICAL CENTERS INC		1	6	86%	7
MEDEXPRESS URGENT CARE-DUBOIS		7			7
WALGREEN #6538		7			7
HEARTLAND PEDIATRICS OF LAKE PLACID			7	100%	7

COVID-19: testing by laboratory

Data through Mar 10, 2021 verified as of Mar 11, 2021 at 09:25 AM

Data in this report are provisional and subject to change.

The numbers in the table below represent the number of Florida and non-Florida residents for whom test results were received by the Department of Health. A person can be tested by more than one laboratory and can have both positive and negative results. **Therefore, the sum of the numbers in each column will be larger than the total number of people tested.**

Reporting lab	Inconclusive	Negative	Positive	Percent positive	Total
EXPRESS TEST			7	100%	7
LEPE'S HOUSE			7	100%	7
ST VINCENT'S CHILTON		5	2	29%	7
ST CLOUD COMPOUNDING PHARMACY & WELLNESS CENTER		7			7
SUPERIOR RESIDENCES AT CALA HILLS		7			7
ORLANDO FAMILY PHYSICIANS			7	100%	7
GRAND VILLA OF PALM COAST		7			7
EL PARAISO HOME INC		7			7
ABBNEY MANOR RETIREMENT RESIDENCE INC		7			7
GOLDMAN SACHS HEALTH CENTER	1	6			7
ORLANDO FAMILY MEDICAL INC		7			7
BLUE SPRINGS SURGERY CENTER		7			7
CVS NC4165POCT BREVARD		5	2	29%	7
TRUE HEALTH DIAGNOSTICS		1	6	86%	7
HEALTH AND WELLNESS CENTER		1	6	86%	7
MIAMI COMPREHENSIVE MEDICINE GROUP PA		4	3	43%	7
LIZS ADULT CARE		7			7
MEDEXPRESS URGENT CARE - CLARKSBURG		7			7
NEMOURS CHILDREN'S HOSPITAL			7	100%	7
GRACE WELLNESS CENTER LLC		6	1	14%	7
CAYUGA COUNTY HEALTH DEPARTMENT		6	1	14%	7
BETH ISRAEL MEDICAL CENTER LABS		7			7
PENINSULA CARE AND REHABILITATION CENTER			7	100%	7
ORLANDO ORTHOPAEDIC CENTER		5	2	29%	7
MINUTE CLINIC DIAGNOSTIC OF MICHIGAN PC		7			7
DOCTOR'S IN-HOUSE LAB/COMMUNITY HEALTH CENTERS OF PINELLAS -PINELLAS P			7	100%	7
VICTORIAN MANOR		2	5	71%	7
MEDEXPRESS URGENT CARE - STAUNTON		3	4	57%	7
PEDIATRICS OF CENTRAL FLORIDA		5	2	29%	7
GULF COAST PEDIATRICS OF SARASOTA PA		1	6	86%	7
PASSPORT HEALTH			7	100%	7
KANSAS DEPARTMENT OF HEALTH		2	5	71%	7
LONGWOOD FAMILY MEDICINE		1	6	86%	7
BAYCARE MEDICAL GROUP		1	6	86%	7
GRACE COMMUNITY PHARMACY			7	100%	7
UNIVERSITY OF WASHINGTON MEDICAL CENTER			7	100%	7
MEDI-DRUG INC		6	1	14%	7
MODMD LABORATORY		7			7
GENTRY PARK ORLANDO ASSISTED LIVING		6	1	14%	7
SIMEDHEALTH LLC		2	5	71%	7
CHAPTERS HEALTH HOSPICE		7			7
CARENOW URGENT CARE-SOUTHLAKE			7	100%	7
MINUTECLINIC #2860		5	2	29%	7
CARENOW URGENT CARE-MADISON		7			7
SOUTH COM HEALTH CLINIC, DEPT. OF THE ARMY		7			7
MIAMI BEACH COMMUNITY HEALTH CENTER INC			7	100%	7
NORTHERN DUTCHESS HOSPITAL LABORATORY		5	2	29%	7

COVID-19: testing by laboratory

Data through Mar 10, 2021 verified as of Mar 11, 2021 at 09:25 AM

Data in this report are provisional and subject to change.

The numbers in the table below represent the number of Florida and non-Florida residents for whom test results were received by the Department of Health. A person can be tested by more than one laboratory and can have both positive and negative results. **Therefore, the sum of the numbers in each column will be larger than the total number of people tested.**

Reporting lab	Inconclusive	Negative	Positive	Percent positive	Total
RIVER OAKS TREATMENT CENTER			7	100%	7
MINUTE CLINIC LLC #5706		6	1	14%	7
CENTRAL JERSEY URGENT CARE OF EATONTOW		7			7
MEDEXPRESS URGENT CARE - STATE COLLEGE		5	2	29%	7
BRADENTON PHYSICIANS MEDICAL CENTER			7	100%	7
MEDEXPRESS URGENT CARE, JOHNSTOWN		6	1	14%	7
GILCHRIST COUNTY FIRE DEPARTMENT		4	3	43%	7
WILDLIGHT LAB			7	100%	7
MINUTECLINIC DIAG OF IND, LLC #2387		6	1	14%	7
MERCY HEALTH—MUSKEGON		6	1	14%	7
CITY OF TALLAHASSEE		7			7
FAMILY MEDICINE MEDICAL DRIVE		7			7
FLORIDA DIGESTIVE AND LIVER SPECIALIST		7			7
ECLRS		2	5	71%	7
NYU WINTHROP HOSPITAL PATHOLOGY		7			7
PERSONAL PHYSICIAN CARE PA			7	100%	7
LAWTON CHILES HEALTH CENTER		1	6	86%	7
MEDEXPRESS URGENT CARE - MAPLE DRIVE		7			7
DIAGNOSTIC CLINIC		6	1	14%	7
DALLAS COUNTY HEALTH AND HUMAN SERVICES			7	100%	7
CVS OH2543POCT CANFIELD		5	2	29%	7
CVS PHARMACY #8800		5	2	29%	7
SCHOOL OF PHARMACY AND PHARMACEUTICAL		7			7
MC DIAGNOSTIC OF CONNECTICUT , PC # 3		5	2	29%	7
LYNMOORE,THE		7			7
CRESTWOOD MEDICAL CENTER		5	2	29%	7
FLORIDA HOSPITAL APOPKA		6	1	14%	7
CVS MINUTE CLINIC, LLC #22		6	1	14%	7
MEDEXPRESS URGENT CARE - FAYETTEVILLE		5	2	29%	7
DOCTORS CLINICAL LABORATORY, INC		5	2	29%	7
LONG ISLAND JEWISH FOREST HILLS HOSPITAL		7			7
Parkside Villa		7			7
COMPASSION PEDIATRICS		3	4	57%	7
GUIDANCE / CARE CENTER, INC		6			6
RANDOLPH DIABETES AND WELLNESS		5	1	17%	6
MINUTECLINIC DIAGNOSTIC OF KENTUCKY		6			6
MEDEXPRESS URGENT CARE - IRVING		6			6
MINUTECLINIC, LLC, DBA MINUTECLINIC #2		6			6
PALMETTO HEALTH ALLIANCE		3	3	50%	6
SUPREME LABORATORY			6	100%	6
TEXAS MEDCLINIC			6	100%	6
MEDEXPRESS URGENT CARE - TARENTUM		5	1	17%	6
MIAMI RESCUE MISSION CLINIC INC			6	100%	6
ATLANTIC COMMUNITY HIGH SCHOOL		5	1	17%	6
SAINT PETER'S UNIVERSITY HOSPITAL		6			6
ST. LUCIE COUNTY HEALTH DEPARTMENT		4	2	33%	6
MINUTECLINIC MINUTECLINIC #4977		4	2	33%	6

COVID-19: testing by laboratory

Data through Mar 10, 2021 verified as of Mar 11, 2021 at 09:25 AM

Data in this report are provisional and subject to change.

The numbers in the table below represent the number of Florida and non-Florida residents for whom test results were received by the Department of Health. A person can be tested by more than one laboratory and can have both positive and negative results. **Therefore, the sum of the numbers in each column will be larger than the total number of people tested.**

Reporting lab	Inconclusive	Negative	Positive	Percent positive	Total
CVS GA2108POCT NORCROSS		4	2	33%	6
PROHEALTH MED		1	5	83%	6
CVS TX4397POCT CYPRESS		6			6
CVS TX8351POCT BEAUMONT		6			6
YAZJI PEDIATRIC CARE LLC DBA TUKA PEDIATRICS			6	100%	6
MEDEXPRESS URGENT CARE - RICHMOND, NINE MILE RD		5	1	17%	6
MINUTECLINIC DIAG OF IND LLC #8651		5	1	17%	6
QUICK CARE MED WALK IN AND URGENT CARE			6	100%	6
WILLIAMSBURGH CHAI CARE		5	1	17%	6
DOCTORS EXPRESS OF ST PETERSBURG			6	100%	6
LEWIS COUNTY MANOR		6			6
IVY ROSEN MD PLLC		6			6
BENNETT PEDIATRICS		6			6
FLORIDA MEDICAL SPECIALISTS		2	4	67%	6
PARTNERS PHARMACY OF FLORIDA LLC		6			6
MARSHALL MEDICAL CENTER SOUTH LAB		5	1	17%	6
ARLINGTON OF NAPLES		6			6
NORTH FLORIDA PEDIATRICS JASPER			6	100%	6
PALM HARBOR DERMATOLOGY		4	2	33%	6
MINUTECLINIC DIAGNOSTIC OF NEVADA #87		4	2	33%	6
MEDEXPRESS URGENT CARE - HUNTINGTON WE		6			6
BROOKDALE CLERMONT			6	100%	6
CONCENTRA			6	100%	6
NU WAVE MEDICAL CENTER			6	100%	6
CURATIVE CARE CENTER INC		1	5	83%	6
CITYMD		1	5	83%	6
AVANTE AT ORMOND BEACH INC			6	100%	6
BROWARD TRANSITIONAL CENTER			6	100%	6
CENTRAL FLORIDA PRIMARY CARE			6	100%	6
CVS IN6654POCT INDIANAPOLIS		5	1	17%	6
MINUTE CLINIC OF KANSAS PA		2	4	67%	6
ASCENSION ST VINCENT'S CLAY COUNTY			6	100%	6
PLEASANTVILLE OF SEBASTIAN LLC			6	100%	6
TAMPA URGENT CARE			6	100%	6
CAPE CORAL URGENT CARE		3	3	50%	6
FLORIDA PREMIER MEDICAL CARE PA			6	100%	6
LUMADOC HEALTH		4	2	33%	6
FLORIDA DEPARTMENT OF HEALTH IN MIAMI DADE COUNTY		5	1	17%	6
MINUTE CLINIC DIAG OF IND LLC #8674		6			6
FAMILY TREE PRIMARY CARE		5	1	17%	6
SUNRISE SENIOR LIVING OF JACKSONVILLE			6	100%	6
GLEN FALLS HOSPITAL DEPARTMENT OF PATHOLOGY		6			6
CHILDREN'S HOSPITAL OF PHILADELPHIA		5	1	17%	6
SUFFRIDGE DRIVE GROUP HOME		6			6
SARASOTA MEDICAL CENTER			6	100%	6
PHYSICIANS FOR CHILDREN			6	100%	6
BOCA VIPEDIATRICS			6	100%	6

COVID-19: testing by laboratory

Data through Mar 10, 2021 verified as of Mar 11, 2021 at 09:25 AM

Data in this report are provisional and subject to change.

The numbers in the table below represent the number of Florida and non-Florida residents for whom test results were received by the Department of Health. A person can be tested by more than one laboratory and can have both positive and negative results. **Therefore, the sum of the numbers in each column will be larger than the total number of people tested.**

Reporting lab	Inconclusive	Negative	Positive	Percent positive	Total
Northwell Lab		2	4	67%	6
MERCY COLLEGE HEALTH OFFICE		6			6
TIMBER CREEK PEDIATRICS		6			6
CVS NATIONAL HARBOR MD2297714CV		6			6
LOUISIANA DEPT OF HEALTH			6	100%	6
MINUTECLINIC DIAGNOSTIC OF OHIO #7790		4	2	33%	6
PANCARE HEALTH - KATE SMITH ELEMENTARY		1	5	83%	6
MINUTECLINIC DIAGNOSTIC OF VIRGINIA, LLC #255		6			6
WG WINDSOR WOODS SH LLC		6			6
SV DIAGNOSTIC LAB			6	100%	6
CVS CT1123POCT SOUTHBURY		6			6
BIRMINGHAM VAMC		3	3	50%	6
MC DIAGNOSTIC OF CONNECTICUT, PC #1043		6			6
WIREGRASS MEDICAL CENTER			6	100%	6
CVS NV3210POCT LAS VEGAS		6			6
CONCENTRA URGENT CARE		2	4	67%	6
MINUTECLINIC DIAGNOSTIC OF VIRGINIA, LLC #1416		5	1	17%	6
THE WINDSOR OF OCALA		2	4	67%	6
HUNTERS CREEK PEDIATRICS		6			6
BROWARD COUNTY HEALTH DEPT.			6	100%	6
PR HEALTH		1	5	83%	6
CARDIOTHORACIC SURGERY OF HYDE PARK			6	100%	6
INTERVENTIONAL REHABILITATION OF SOUTH FLORIDA			6	100%	6
CAPITAL HEALTH PLAN LABORATORIES			6	100%	6
CLINICAL CARE ASSOCIATES			6	100%	6
TRANSPLANT GENOMICS INC (EUROFINS)		6			6
MINUTECLINIC DIAGNOSTIC OF GEORGIA, LL		5	1	17%	6
NORTHEAST ALABAMA REGIONAL MEDICAL CENTER		3	3	50%	6
UNILAB OF DADE INC			6	100%	6
ANTHONY-BROWN PHARMACY		6			6
HOLLY HILL HOME INFUSION SERVICE		5	1	17%	6
BAYCARE ALLIANT HOSPITAL			6	100%	6
MINUTECLINIC DIAGNOSTIC OF OHIO #3407		5	1	17%	6
LAKEVIEW TERRACE HOME HEALTH SERVICES LLC			6	100%	6
MINUTECLINIC DIAG OF IND LLC #6998		5	1	17%	6
DEPARTMENT OF HEALTH AND HUMAN SERVICES STATE OF NEW HAMPSHIRE			6	100%	6
XPRESS URGENT CARE LLC		6			6
BAYSHORE POINTE NURSING AND REHAB CENTER			6	100%	6
EASTERN FLORIDA STATE COLLEGE – PALM BAY CAMPUS□			6	100%	6
FLORIDA WOMAN CARE LABORATORY			6	100%	6
MINUTECLINIC DIAGNOSTIC OF SC, LLC #7		4	2	33%	6
MINUTECLINIC DIAGNOSTIC OF ILLINOIS		5	1	17%	6
DIXIE COUNTY EMERGENCY SERVICES			6	100%	6
BETHESDA COMMUNITY HEALTH CENTER			6	100%	6
HARMONIOUS HOME HEALTH, LLC		6			6
PATHGROUP LABS, LLC		4	2	33%	6
URGENT TEAM - MUSCLE SHOALS		6			6

COVID-19: testing by laboratory

Data through Mar 10, 2021 verified as of Mar 11, 2021 at 09:25 AM

Data in this report are provisional and subject to change.

The numbers in the table below represent the number of Florida and non-Florida residents for whom test results were received by the Department of Health. A person can be tested by more than one laboratory and can have both positive and negative results. **Therefore, the sum of the numbers in each column will be larger than the total number of people tested.**

Reporting lab	Inconclusive	Negative	Positive	Percent positive	Total
MEDEXPRESS URGENT CARE-PITTSFIELD		6			6
PUBLIC HEALTH LAB		6			6
LISTENING DOCTOR PLLC, THE		1	5	83%	6
Advanced Care Center			6	100%	6
UNILAB		2	4	67%	6
AMERICAN EAGLE LEESBURG AL LLC DBA VISTA LAKE			6	100%	6
JERSEY SHORE MEDICAL CENTER		6			6
Centrastate Medical Center		5	1	17%	6
SYNEXUS CLINICAL RESEARCH US INC		2	4	67%	6
MEDICAL CENTER AT OCEAN REEF		1	5	83%	6
CDRX INFUSION			6	100%	6
MINUTECLINIC, LLC #03268		5	1	17%	6
MINUTECLINIC DIAGNOSTIC OF NORTH CAROLINA PC #5341		4	2	33%	6
DR. PHILLIPS MEDICAL WELLNESS CENTER		3	3	50%	6
TERENCE B MITCHELL MD, INC		2	4	67%	6
CVS SC7556POCT WEST COLUMBIA		6			6
INTERNAL MEDICINE LIPID AND WELNNESS PRACTICE			6	100%	6
CVS NC5591POCT STATESVILLE		5	1	17%	6
CAMELLIA AT DEERWOOD		2	4	67%	6
DSI MANAGEMENT LLC		6			6
DANIEL M LIBBY MD PLLC		6			6
TAMIAMI LAB MILLENIUM			6	100%	6
ALLEGRO FLEMING ISLAND		1	5	83%	6
ELITE MD GROUP INC		2	4	67%	6
RIVER CITY PRIMARY AND URGENT CARE			6	100%	6
FIRST COAST CARDIOVASCULAR INSTITUTE PA			6	100%	6
MEDEXPRESS URGENT CARE - BLUEFIELD		5	1	17%	6
THE CLINIC PREMISE HEALTH			6	100%	6
MAXHEALTH		5	1	17%	6
MEDEXPRESS URGENT CARE - MT LEBANON		4	2	33%	6
CAREWELL 301 - WARWICK			6	100%	6
SANDGATE GARDENS REHAB & NURSING CENTER		3	3	50%	6
FLORIDA DEPARTMENT OF HEALTH IN SARASOTA COUNTY		5	1	17%	6
Kroger 673 - The Little Clinic Dallas		5	1	17%	6
MD NOW MEDICAL CENTER			6	100%	6
AARK LABORATORY		6			6
BETH ISRAEL DEACONESS MEDICAL CENTER			6	100%	6
TERRACINA LLC		1	5	83%	6
URGENT CARE HOUSECALLS PA		5	1	17%	6
ENIGMA DIAGNOSTIC, INC.			6	100%	6
UT SOUTHWESTERN MEDICAL CENTER			6	100%	6
WELLMED AT BRANDON REGIONAL		5	1	17%	6
MINUTECLINIC LLC #5041		2	4	67%	6
SUMTER COUNTY HEALTH DEPARTMENT		1	5	83%	6
MEDEXPRESS URGENT CARE-PETERS TWP		5	1	17%	6
MINUTE-CLINIC DIAGNOSTIC OF VIRGINIA, LLC #794		5	1	17%	6
VIERA PEDIATRICS		1	5	83%	6

COVID-19: testing by laboratory

Data through Mar 10, 2021 verified as of Mar 11, 2021 at 09:25 AM

Data in this report are provisional and subject to change.

The numbers in the table below represent the number of Florida and non-Florida residents for whom test results were received by the Department of Health. A person can be tested by more than one laboratory and can have both positive and negative results. **Therefore, the sum of the numbers in each column will be larger than the total number of people tested.**

Reporting lab	Inconclusive	Negative	Positive	Percent positive	Total
FLEET LANDING			6	100%	6
SOUTHEASTERN DERMATOLOGY GROUP PA		5	1	17%	6
ENTRUST IMMEDIATE CARE			6	100%	6
MEDEXPRESS URGENT CARE - BATTLE CREEK		4	2	33%	6
TREASURE COAST URGENT & FAMILY CARE			6	100%	6
NORTHSIDE HOSPITAL ATLANTA		3	3	50%	6
MEDEXPRESS URGENT CARE - GLENDALE		6			6
CVS TX1104POCT ALLEN		6			6
PRESBYTERIAN HOME		6			6
DEVEREUX FLORIDA CHILDRENS CENTER			6	100%	6
CVS NC6402POCT DAVIDSON		4	2	33%	6
MAXCARE CLINIC			6	100%	6
CVS DC1340POCT WASHINGTON		6			6
MINUTECLINIC MINUTECLINIC #8505		4	2	33%	6
LRHS Southeastern University		4	2	33%	6
CITIZENS BAPTIST MEDICAL CENTERS LAB		5	1	17%	6
FAMILY CARE MEDICAL CENTER			6	100%	6
FRESENIUS KIDNEY CARE DUNEDIN			6	100%	6
THE PALMS REHABILITATION AND HEALTHCARE CENTER		5	1	17%	6
CITY OF SANFORD EMPLOYEE HEALTH AND		6			6
GRACE REHABILITATION CENTER OF VERO BEACH		4	2	33%	6
AMERICAN HEALTH ASSOC. LABORATORY SOUTH		4	2	33%	6
MEDEXPRESS URGENT CARE - ELM GROVE		5	1	17%	6
COMPASSION PEDIATRIC URGENT CARE LLC		2	4	67%	6
Rutgers Health Rwj University Hospital - Laboratory		3	3	50%	6
HOUSE CALLS PROFESSIONAL LLC		3	3	50%	6
MINUTECLINIC DIAGNOSTIC MED GRP OF CA		5	1	17%	6
UT MEMPHIS UNIVERSITY HEALTH SERVICES			6	100%	6
GUTHRIE MEDICAL GROUP LABORATORIES		6			6
URGENT TEAM - HUNTSVILLE		5	1	17%	6
WATAUGA MEDICAL CENTER		4	2	33%	6
CLEVELAND CLINIC MARTIN HEALTH NURSING & RESTORATIVE		5			5
INTERNAL MEDICINE & PRIMARY CARE ASSOCIATES, PLC			5	100%	5
MEDLAB INC		5			5
MEDEXPRESS URGENT CARE - BECKLEY CROSS		4	1	20%	5
FLORIDA HEALTHCARE OF ORLANDO			5	100%	5
FAMILY TREE DNA			5	100%	5
APOLLO GARDENS RETIREMENT RESIDENCE CARE		5			5
THE DOCTORS CENTER HEALTHCARE-SOUTHSIDE		1	4	80%	5
VEIL VALLEY MEDICAL CENTER			5	100%	5
CVS PA2582POCT SPRINGFIELD		3	2	40%	5
WILSON PEDIATRICS			5	100%	5
SCIENCE CARE			5	100%	5
CAREHERE LCS- EUSTIS			5	100%	5
ADVICE FOR OPTIMAL WELLNESS		2	3	60%	5
NOVANT HEALTH UVA		2	3	60%	5
DEPARTMENT OF HEALTH AND HUMAN SERVICES LANSING			5	100%	5

COVID-19: testing by laboratory

Data through Mar 10, 2021 verified as of Mar 11, 2021 at 09:25 AM

Data in this report are provisional and subject to change.

The numbers in the table below represent the number of Florida and non-Florida residents for whom test results were received by the Department of Health. A person can be tested by more than one laboratory and can have both positive and negative results. **Therefore, the sum of the numbers in each column will be larger than the total number of people tested.**

Reporting lab	Inconclusive	Negative	Positive	Percent positive	Total
CVS CT1109POCT BETHEL		5			5
MINUTECLINIC DIAGNOSTIC OF PENNSYLVANIA, LLD #1545		5			5
CHAMPLAIN VALLEY PHYSICIANS HOSPITAL		3	2	40%	5
OHIO DEPARTMENT OF HEALTH			5	100%	5
MONROE COUNTY FIRE RESCUE		5			5
Kroger 449 - The Little Clinic Mountain Park		4	1	20%	5
SCOTTS PHARMACY		5			5
GENTLE HANDS MOBILE PHLEBOTOMY			5	100%	5
BAPTIST HEALTH - TOWN CENTER			5	100%	5
BAYSHORE LABORATORY		4	1	20%	5
ALBANY MEDICAL CENTER		4	1	20%	5
KEYSTONE REHABILITATION AND HEALTH CENTER		1	4	80%	5
BOROPARK URGENT CARE		4	1	20%	5
HENDRY REGIONAL CONVENIENT CARE CENTER			5	100%	5
OCCMED SOLUTIONS		2	3	60%	5
CARENOW URGENT CARE - CENTRAL AUSTIN		1	4	80%	5
ALL CHILDREN'S HOSPITAL		1	4	80%	5
SOUTHEAST GEORGIA HEALTH SYSTEM, INC D		5			5
CVS TX2263POCT SAN ANTONIO		5			5
MEDEXPRESS - COLLINSVILLE BELT LINE		3	2	40%	5
MEDICAL CENTER OF BLOUNTSTOWN			5	100%	5
MEASE CONTINUING CARE		3	2	40%	5
ARC POINT LABS OF AUSTIN NORTH			5	100%	5
THE UNIVERSITY OF VERMONT MEDICAL CENTER		4	1	20%	5
TESTD			5	100%	5
TRUSTBRIDGE			5	100%	5
COMPUNET CLINICAL LAB			5	100%	5
JUPITER ISLAND MEDICAL CLINIC INC		5			5
LABS PLUS LLC		5			5
MINUTECLINIC, LLC #09202		4	1	20%	5
QUINTON MEMORIAL HEALTH CARE CENTER		5			5
UF HEALTH PATHOLOGY LABORATORIES			5	100%	5
PM PEDIATRICS OF BAYSIDE PLLC		5			5
SUNSHINE STATE DIALYSIS			5	100%	5
BEACH HOUSE		5			5
WALGREENS #10972	1	4			5
OCHSNER MEDICAL CENTER			5	100%	5
SELECT PHYSICIANS ALLIANCE PL		5			5
URGENT CARE OF ERWIN		5			5
FHPG FAMILY MEDICAL CENTER OF TAMPA BAY		1	4	80%	5
CVS RI1717POCT 1 CVS DR			5	100%	5
MEDEXPRESS URGENT CARE - PRINCETON		4	1	20%	5
WEST DADE PEDIATRICS			5	100%	5
HELIX KH UC			5	100%	5
OURMED		4	1	20%	5
HAVEN HOSPICE IN CHIEFLAND			5	100%	5
ENT AND ALLERGY ASSOCIATES OF FLORIDA, LLC			5	100%	5

COVID-19: testing by laboratory

Data through Mar 10, 2021 verified as of Mar 11, 2021 at 09:25 AM

Data in this report are provisional and subject to change.

The numbers in the table below represent the number of Florida and non-Florida residents for whom test results were received by the Department of Health. A person can be tested by more than one laboratory and can have both positive and negative results. **Therefore, the sum of the numbers in each column will be larger than the total number of people tested.**

Reporting lab	Inconclusive	Negative	Positive	Percent positive	Total
CELERION			5	100%	5
Kroger 099 - The Little Clinic Fort Collins		5			5
FLORIDA DEPARTMENT OF HEALTH SEMINOLE COUNTY		1	4	80%	5
URGENT TEAM - NASHVILLE		5			5
ST CHARLES BEND LABORATORY		4	1	20%	5
NORTHEAST PEDIATRICS			5	100%	5
NORTH DADE NURSING AND REHABILITATION CENTER			5	100%	5
TULLAHOMA HMA, LLC		4	1	20%	5
LEHIGH REGIONAL MEDICAL CENTER LABORATORY		3	2	40%	5
LAKE NONA PEDIATRICS IN ASSOCIATION WITH NEMOURS		5			5
GRAND VILLA OF SARASOTA		4	1	20%	5
LEVY COUNTY SHERRIF'S DEPT			5	100%	5
INDIANA STATE DEPARTMENT OF HEALTH LABORATORIES			5	100%	5
FLAGLER HEALTH SERVICES INC			5	100%	5
MANATEE COUNTY JAIL		4	1	20%	5
SONATA VERO BEACH		5			5
HILLSBOROUGH COUNTY HEALTH DEPARTMENT			5	100%	5
FOUNDCARE, INC			5	100%	5
LIFEPLUS HEALTHCARE GROUP INC		5			5
SHEEPSHEAD BAY URGENT CARE		5			5
PINECREST PEDIATRICS GROUP LLC			5	100%	5
PALM GARDEN OF SUN CITY			5	100%	5
COMMONS AT ORLANDO LUTHERAN TOWERS SNF			5	100%	5
CVS TN7698POCT KNOXVILLE		5			5
CVS OH3476POCT TIPP CITY		5			5
GULF COAST VETERANS HCS PANAMA CITY OPC		5			5
LAKE COUNTY DETENTION CENTER		3	2	40%	5
UCF STUDENT HEALTH SERVICES LABORATORY		2	3	60%	5
MIZELL MEMORIAL HOSPITAL			5	100%	5
ST BARNABAS HOSPITAL		5			5
SOUTH FLORIDA FAMILY HEALTH & RESEARCH CTR			5	100%	5
SANTOS REHABILITATION CENTER INC			5	100%	5
AEL KNOXVILLE			5	100%	5
COLUMBIA MEMORIAL HOSPITAL LABORATORY		5			5
NORTHPORT MEDICAL CENTER LAB		5			5
SEASIDE MANOR			5	100%	5
LEE MEMORIAL HEALTH SYSTEM D/B/A		3	2	40%	5
WHITE WILSON MEDICAL CENTER - FWB		1	4	80%	5
Walker BaptistMedCtr		4	1	20%	5
THE CLINIC OF PEDIATRICS & GI MEDICINE, INC			5	100%	5
WHEELER LABORATORY		4	1	20%	5
CYPRESS CREEK MEDICAL CENTER			5	100%	5
CVS PA4077POCT BELLE VERNON		5			5
ELITE CARE			5	100%	5
CVS CA9113POCT CHULA VISTA		5			5
SOUTHERN OCEAN MEDICAL CENTER		5			5
INFECTION CONTROL/ EMPHEALTH		3	2	40%	5

COVID-19: testing by laboratory

Data through Mar 10, 2021 verified as of Mar 11, 2021 at 09:25 AM

Data in this report are provisional and subject to change.

The numbers in the table below represent the number of Florida and non-Florida residents for whom test results were received by the Department of Health. A person can be tested by more than one laboratory and can have both positive and negative results. **Therefore, the sum of the numbers in each column will be larger than the total number of people tested.**

Reporting lab	Inconclusive	Negative	Positive	Percent positive	Total
MINUTECLINIC DIAGNOSTIC OF RHODE ISLAN		5			5
XRL SXF REF LAB		5			5
SUTTER TRACY COMMUNITY HOSPITAL			5	100%	5
MEDEXPRESS URGENT CARE - YORK		2	3	60%	5
CELEBRATION PEDIATRICS PA			5	100%	5
CVS NJ2815POCT E BRUNSWICK		4	1	20%	5
DAVENPORT PEDIATRICS PA		1	4	80%	5
EAST BANK HOSPITAL - UNIVERSITY OF MINNESOTA MEDICAL CENTER			5	100%	5
CITY OF WEST PALM BEACH EMPLOYEE & FAMILY HEALTH		5			5
PEDIATRICS OF ALTAMONTE		5			5
ADVANCED URGENT CARE OF MARATHON		1	4	80%	5
Life Care Center of Estero			5	100%	5
MIAMI CANCER INSTITUTE			5	100%	5
OMNICARE PHARMACY OFTEXAS 1, LP DBA OMNICARE		5			5
BOONE DRUG & HEALTHCARE AT DEERFIELD			5	100%	5
ALL CHILDREN'S HOSPITAL DEPT OF GENERAL PEDIATRICS			5	100%	5
COOPER HOSPITAL/UNIVERSITY MEDICAL		5			5
QUALITY MEDICAL CARE			5	100%	5
WEST PACIFIC MEDICAL LABORATORY			5	100%	5
ARKANSAS DEPARTMENT OF HEALTH			5	100%	5
QUEST DIAGNOSTICS PSC		1	4	80%	5
DISCOVERY VILLAGE AT STUART		2	3	60%	5
BROOKDALE NEW PORT RICHEY			5	100%	5
PM PEDIATRICS OF SELDEN		3	2	40%	5
MINUTECLINIC, LLC #7139		5			5
FLORIDA DEPARTMENT OF HEALTH - INVERNESS		3	2	40%	5
BIOTECH CLINICAL LABORATORY			5	100%	5
ADVENTHEALTH CAR CENTER APOPKA			5	100%	5
FINLAY		1	4	80%	5
CVS PA1671POCT LANCASTER		5			5
DOMINICAN COLLEGE STUDENT HEALTH CENTE		5			5
LAFAYETTE NURSING AND REHAB			5	100%	5
CVS HEALTH, #1994		4	1	20%	5
EXPICARE NURSING AGENCY, INC		5			5
MEDEXPRESS URGENT CARE-NESHANNOCK TWP		4	1	20%	5
CVS GA2147POCT KENNESAW		4	1	20%	5
LAKE MARY HEALTH AND REHABILITATION CENTER		1	4	80%	5
TALLAHASSEE MEMORIAL HEALTHCARE			5	100%	5
CVS NC3319POCT CHARLOTTE		4	1	20%	5
CVS TN2179POCT MURFREESBORO		5			5
RIVERVIEW ALF OPERATOR LLC			5	100%	5
PEDIATRIC URGENT HEALTH CARE			5	100%	5
MINUTECLINIC MINUTECLINIC #921		5			5
JACKSON SOUTH COMMUNITY HOSPITAL LAB			5	100%	5
LIVING WATERS MEDICAL CENTER			5	100%	5
FLORIDA PRIMARY CARE AND SPORTS MEDICINE INC		2	3	60%	5
CVS TN7289POCT SIGNAL MOUNTAIN		5			5

COVID-19: testing by laboratory

Data through Mar 10, 2021 verified as of Mar 11, 2021 at 09:25 AM

Data in this report are provisional and subject to change.

The numbers in the table below represent the number of Florida and non-Florida residents for whom test results were received by the Department of Health. A person can be tested by more than one laboratory and can have both positive and negative results. **Therefore, the sum of the numbers in each column will be larger than the total number of people tested.**

Reporting lab	Inconclusive	Negative	Positive	Percent positive	Total
MINUTECLINIC, DIAGNOSTIC OF TEXAS, LL		4	1	20%	5
FLORIDA HOSPITAL LAKE MARY		5			5
MINUTE CLINIC LLC #6765		5			5
CVS NV408817POCT LAS VEGAS		1	4	80%	5
NORTH SHORE HEMATOLOGY-ONCOLOGY ASSOCIATES, PC		5			5
LABCORP UNSPECIFIED		5			5
GENESIS FAMILY PRACTICE		3	2	40%	5
BNR PHARMACY INC		5			5
PUTNAM HOSPITAL CENTER LABORATORY		5			5
FLORIDA CLINICAL LABORATORY - BIOREFERENCE LABORATORIES		2	3	60%	5
PHYSICIANS IMMEDIATE CARE ELGIN			5	100%	5
RURAL HEALTH CARE INC			5	100%	5
MEDEXPRESS URGENT CARE - WEIRTON		5			5
MCR HEALTH LAWTON CHILES ADMINISTRATION STE A		1	4	80%	5
MD NOW MEDICAL CENTER INC			5	100%	5
UPMC HEALTH SYSTEM		4	1	20%	5
JOHN T MACKAY MD			5	100%	5
WINKLER COURT□		4	1	20%	5
CUMBERLAND HEIGHTS		5			5
PATIENT FIRST - LEESBURG			5	100%	5
MINNESOTA DEPARTMENT OF HEALTH PUBLIC HEALTH LABORATORY DIVISION	1		4	80%	5
UW MEDICINE VIROLOGY LAB			5	100%	5
URGENT CARE COASTAL GA			5	100%	5
PANCARE HEALTH - ALTHA PUBLIC			5	100%	5
Army Residence Community		5			5
JOE DIMAGGIO CHILDREN'S HOSPITAL		1	4	80%	5
WOODHULL MEDICAL AND MENTAL HEALTH CTR		5			5
RELIANT IMMUNE DIAGNOSTICS			5	100%	5
PRECISION LABS LLC		2	3	60%	5
DIAGNOSTECHS		4	1	20%	5
MINUTECLINIC DIAGNOSTIC OF TN, PC 6304		3	2	40%	5
MEDEXPRESS URGENT CARE-HERSHEY		4	1	20%	5
URGENT MED INC		3	2	40%	5
MINUTE CLINIC, LLC #4650		5			5
HERNANDO PASCO HOSPICE INC		4	1	20%	5
TANNER MEDICAL CENTER EAST AL		5			5
GADSDEN COUNTY HEALTH DEPARTMENT			5	100%	5
MINUTE CLINIC LLC # 2033		4	1	20%	5
MEDEXPRESS URGENT CARE MORGANTOWN		5			5
EGL GENETICS DIAGNOSTICS			5	100%	5
DOCS URGENT CARE		1	4	80%	5
HAWTHORNE HEALTH AND REHABILITATION			5	100%	5
STUYVESANT URGENT CARE		5			5
MOUNT SINAI BROOKLYN LABORATORY		4	1	20%	5
PIEDMONT HOSPITAL LAB			5	100%	5
FRESENIUS KIDNEY CARE SOUTH ORLANDO			5	100%	5
NELSON BIOLOGICAL			5	100%	5

COVID-19: testing by laboratory

Data through Mar 10, 2021 verified as of Mar 11, 2021 at 09:25 AM

Data in this report are provisional and subject to change.

The numbers in the table below represent the number of Florida and non-Florida residents for whom test results were received by the Department of Health. A person can be tested by more than one laboratory and can have both positive and negative results. **Therefore, the sum of the numbers in each column will be larger than the total number of people tested.**

Reporting lab	Inconclusive	Negative	Positive	Percent positive	Total
PRINCIPLE HOSPICE SERVICE, LLC			5	100%	5
LAKEVIEW HEALTHCARE SYSTEM LLC			5	100%	5
MEDEXPRESS URGENT CARE PORT HURON		4	1	20%	5
ST JOHNS BIOMEDICAL LAB		5			5
ALPHADERA LABS, LLC			5	100%	5
PEDIATRICS OF CENTRAL FLORIDA – POINCIANA		3	2	40%	5
CVS PA233POCT NEWTOWN SQUARE		5			5
INDIAN RIVER PRIMARY CARE PA		5			5
SELECT PHYSICIANS ALLIANCE		5			5
MEDEXPRESS URGENT CARE-MUNCIE		5			5
COVID RAPID LABS			5	100%	5
CENTREX CLINICAL LABS INC		5			5
LPG PRIMARY CARE AT MATTHEW DRIVE		5			5
PRINCIPLE LABORATORY		3	2	40%	5
MID - FLORIDA PATHOLOGY LLC		1	4	80%	5
AHC Decatur County		5			5
MINUTECLINIC DIAGNOSTIC OF TN PC #442		4	1	20%	5
INNOVATIVE COVID-DIVERSEY			5	100%	5
REDMED OF CROSSTOWN		2	3	60%	5
MINUTECLINIC, LLC #4507		5			5
AMERICAN MEDICAL RESPONSE - DENVER		2	3	60%	5
DICKSON MEDICAL ASSOCIATES PC PATH LAB		4	1	20%	5
SJH			5	100%	5
LPG PEDIATRICS AT CAPE CORAL		5			5
UNIVERSITY OF MIAMI / SCCC RESEARCH LABORATORY			5	100%	5
EASTCHESTER PEDIATRIC MEDICAL GROUP		5			5
FLORIDA PRIMARY & SPECIALTY CARE		5			5
MINUTECLINIC DIAGNOSTICS OF IND LLC		2	3	60%	5
MCKENZIE-WILLAMETTE MEDICAL CENTER LAB		5			5
REHABILITATION CENTER AT JUPITER GARDENS		5			5
MINUTE CLINIC, LLC #1434		5			5
BROWNE MEDICAL LLC		3	2	40%	5
MEDEXPRESS URGENT CARE - WILLIAMSPORT		4	1	20%	5
FORSYTH HOUSE			5	100%	5
COPELAND MEDICAL CLINIC		3	2	40%	5
MIAMI MEDICAL CONSULTANT PA			5	100%	5
PREMIER FAMILY HEALTH PA			5	100%	5
WAKEMED		1	4	80%	5
LEE PHYSICIAN GROUP COLLEGE POINT		5			5
Enterprise Health and Rehabilitation Center		5			5
CARL R DARNALL ARMY MEDICAL CENTER			5	100%	5
KETTERING HEALTH			5	100%	5
CVS SC5479POCT INDIAN LAND		5			5
MINUTECLINIC, LLC #1431		4	1	20%	5
BLUETAIL MEDICAL GROUP, LLC		4	1	20%	5
OHSU MOLECULAR MICROBIOLOGY LAB		4	1	20%	5
CVS OH3301POCT WOODMERE		5			5

COVID-19: testing by laboratory

Data through Mar 10, 2021 verified as of Mar 11, 2021 at 09:25 AM

Data in this report are provisional and subject to change.

The numbers in the table below represent the number of Florida and non-Florida residents for whom test results were received by the Department of Health. A person can be tested by more than one laboratory and can have both positive and negative results. **Therefore, the sum of the numbers in each column will be larger than the total number of people tested.**

Reporting lab	Inconclusive	Negative	Positive	Percent positive	Total
MINUTE CLINIC DIAGNOSTIC MED GRP		4	1	20%	5
MEDEXPRESS URGENT CARE MURRYSVILLE		3	2	40%	5
PHYSICIANS URGENT CARE BERRY FARMS		4	1	20%	5
FRANCES WARDE MEDICAL LABORATORY		2	3	60%	5
MINUTECLINIC 7196		4	1	20%	5
SIGNATURE URGENT CARE			5	100%	5
MINUTE CLINIC DIAGNOSTIC OF VIRGINIA, LLC #1905		5			5
UNIVERSITY OF CHICAGO MEDICAL CENTER LAB			5	100%	5
AHF PUBLIC HEALTH LABORATORY			5	100%	5
NOVADX		2	3	60%	5
WATERTOWN URGENT CARE PLLC		5			5
CVS MA2172POCT NORTH GRAFTON		5			5
VA Primary Care Clinic at Meharry		4	1	20%	5
OPTUMCARE FLORIDA, LLC		3	2	40%	5
PRECISION DIAGNOSTICS INC - NJ		5			5
RIO PINAR HEALTH CARE			5	100%	5
Kennedy University Hospital		5			5
ABSOLUTE HEALTH		5			5
GREENVILLE MEMORIAL HOSPITAL LAB			5	100%	5
AUGUSTA HEALTH			5	100%	5
WESTMINSTER SHORES			5	100%	5
RUSH UNIVERSITY MEDICAL CENTER LABORATORY			5	100%	5
FHPG_EXP CARE PALM HARBOR			5	100%	5
MINUTE CLINIC DIAGNOSTIC OF NORTH CAROLINA		5			5
MINUTECLINIC MINUTECLINIC #3665		4			4
CORTLAND REGIONAL MEDICAL CENTER		4			4
INTERMARKET FACILITY			4	100%	4
DEPARTMENT OF HEALTH/ NEW YORK			4	100%	4
MEDEXPRESS URGENT CARE - KOKOMO		4			4
PRL NYC PANDEMIC RESPONSE LAB			4	100%	4
MINUTECLINIC DIAG OF IND, LLC #6472		4			4
CVS PA1193POCT JENKINTOWN		4			4
TRIDENT BIOMETRICS		3	1	25%	4
PELICAN LANDING		1	3	75%	4
MEDICINE SHOPPE #1306 THE		3	1	25%	4
MEDFIRST URGENT CARE			4	100%	4
FLORIDA CANCER SPECIALISTS AND RESEARCH		2	2	50%	4
MEDEXPRESS - NEWARK		4			4
LAKE MARY PEDIATRICS			4	100%	4
MINUTECLINIC DIAGNOSTIC OF VIRGINIA, LLC #1656		4			4
ALVARO J DANGOND MD PA		4			4
DEACONESS HOSPITAL			4	100%	4
AFFINITY URGENT CARE			4	100%	4
LIFEHOPE LABS			4	100%	4
WINCHESTER MEDICAL CENTER			4	100%	4
THE LITTLE CLINIC			4	100%	4
GASTROENTEROLOGY ASSOC OF PENSACOLA, PA		2	2	50%	4

COVID-19: testing by laboratory

Data through Mar 10, 2021 verified as of Mar 11, 2021 at 09:25 AM

Data in this report are provisional and subject to change.

The numbers in the table below represent the number of Florida and non-Florida residents for whom test results were received by the Department of Health. A person can be tested by more than one laboratory and can have both positive and negative results. **Therefore, the sum of the numbers in each column will be larger than the total number of people tested.**

Reporting lab	Inconclusive	Negative	Positive	Percent positive	Total
MEDEXPRESS URGENT CARE - MBURG COMMONS		4			4
MINUTECLINIC DIAGNOSTIC OF OHIO #2964		4			4
RHEA MEDICAL CENTER		4			4
MIAMI COMMUNITY HEALTH CENTER INC		1	3	75%	4
COVID TESTING LLC			4	100%	4
MINUTECLINIC DIAGNOSTIC MED GRP OF ORA		3	1	25%	4
Kroger 959 - The Little Clinic Carmel		4			4
DIAMOND SPEEDWAY DIALYSIS		1	3	75%	4
BETHPAGE EXTENDED HOURS CENTER		4			4
MINUTECLINIC DIAG OF IND LLC #6840		4			4
NEULIFE NEUROLOGICAL SERVICES LLC			4	100%	4
BELLIN HEALTH LAB		1	3	75%	4
MINUTECLINIC DIAG OF IND, LLC #6910		4			4
CVS PA258POCT MCKEES ROCKS		4			4
ASCENSION ST VINCENT'S MEDICAL CENTER		3	1	25%	4
WOMEN'S CARE FLORIDA, LLC		4			4
RELIANT ACUTE CARE			4	100%	4
UF HEALTH PATHOLOGY LABORATORIES			4	100%	4
WYOMING PUBLIC HEALTH LAB			4	100%	4
MEDEXPRESS URGENT CARE HUNTINGTON		4			4
CVS NC2771POCT CLAYTON		3	1	25%	4
ADVANCED URGENT CARE LLC		1	3	75%	4
MINUTECLINIC DIAGNOSTIC MED GRP OF SAN		3	1	25%	4
SUMNER REGIONAL MEDICAL CENTER		3	1	25%	4
CITY OF LAKE MARY EMPLOYEE HEALTH CENTER		4			4
MONROE COUNTY DEPT OF PUBLIC HEALTH ST		4			4
SONIC REFERENCE LABORATORY			4	100%	4
PDL PHARMACY CORP			4	100%	4
MONTANA DEPARTMENT OF PUBLIC HEALTH & HUMAN SERVICES			4	100%	4
OVIDO CHILDRENS HEALTH CENTER LLC		1	3	75%	4
SunTerrace Health Care Center		3	1	25%	4
BIOTEST PLASMA CENTER		4			4
DTR LABS		3	1	25%	4
CVS SC2736POCT MURRELLS INLET		4			4
APOPKA FAMILY HEALTH CENTER		3	1	25%	4
CVS TX8387POCT AUSTIN		4			4
L3HARRIS FAMILY MEDICAL CENTER			4	100%	4
OCALA REGIONAL KIDNEY CENTER EAST		2	2	50%	4
UNION CITY MANOR NURSING CENTER		4			4
MEDEXPRESS URGENT CARE - WALDORF, CRAIN HWY		4			4
PANCARE HEALTH - PONCE DE LEON			4	100%	4
CVS MA394POCT SEEKONK		4			4
URGENT CARE - OCONEE		2	2	50%	4
EPI			4	100%	4
CAPITAL HEALTH LABORATORY INC			4	100%	4
MINUTECLINIC, LLC #5707		4			4
SINAI PLAZA NURSING AND REHAB CENTER			4	100%	4

COVID-19: testing by laboratory

Data through Mar 10, 2021 verified as of Mar 11, 2021 at 09:25 AM

Data in this report are provisional and subject to change.

The numbers in the table below represent the number of Florida and non-Florida residents for whom test results were received by the Department of Health. A person can be tested by more than one laboratory and can have both positive and negative results. **Therefore, the sum of the numbers in each column will be larger than the total number of people tested.**

Reporting lab	Inconclusive	Negative	Positive	Percent positive	Total
Kroger 339 - The Little Clinic Highlands - Bardstown Road		4			4
CVS IL8747POCT CHICAGO		4			4
CVS CA8850POCT HUNTINGTON BEACH		3	1	25%	4
THE OASIS ALF		4			4
FAMILY MEDICAL CLINIC HOMESTEAD, LLC			4	100%	4
HUNT CLUB MEDICAL CARE			4	100%	4
CVS OH3458POCT BEAVERCREEK		4			4
NORTH OKALOOSA CLINIC CORP		1	3	75%	4
Kroger 125 - The Little Clinic Castle Rock		3	1	25%	4
CHILDREN'S MEDICAL GROUP		4			4
COMMUNITY HEALTH CENTER OF WEST PALM BEACH			4	100%	4
CVS IN5696POCT FORT WAYNE		4			4
MASSASHUSETTS STATE LAB INSTITUTE		1	3	75%	4
MAILBOX DIAGNOSTICS		2	2	50%	4
CVS MINUTE CLINIC DIAGNOSTIC OF KANSAS, PA		4			4
CVS TX7162POCT HOUSTON		4			4
MEDEXPRESS URGENT CARE - SUMMERSVILLE, WEBSTER RD		4			4
INDUSTRY LAB DIAGNOSTIC PARTNERS			4	100%	4
MAINE DEPARTMENT OF HEALTH AND HUMAN SERVICES			4	100%	4
MARK HOANG MD PA			4	100%	4
SOUTH FLORIDA PEDIATRIC PARTNERS			4	100%	4
DEPARTMENT OF PATHOLOGY ROME MEMORIAL		3	1	25%	4
TAPESTRY TALLAHASSEE WALDEN		4			4
CLINICAL ASSOCIATES OF ORLANDO LLC		4			4
WILLIAM A HINTON STATE LABORATORY INSTITUTE		1	3	75%	4
MINUTECLINIC DIAGNOSTIC OF OHIO #6147		3	1	25%	4
ENCOMPASS HOME HEALTH		4			4
CVS NC7213POCT MATTHEWS		4			4
CVS TX7821POCT LEAGUE CITY		4			4
JFK INTERNAL MEDICINE FACULTY PRACTICE		2	2	50%	4
CVS IL8751POCT CHICAGO		4			4
THE RETREAT AT PORT ORANGE			4	100%	4
NOT GIVEN		1	3	75%	4
PHYSICIANS QUALITY CARE			4	100%	4
MEDICAL CENTER ENTERPRISE			4	100%	4
ADVENTHEALTH NEW SMYRNA BEACH COMMUNITY HEALTH			4	100%	4
ARCPPOINT LABS OF FORT LAUDERDALE, FL CENTRAL		1	3	75%	4
CVS TN4624POCT KNOXVILLE		3	1	25%	4
FRESENIUS MEDICAL CARE			4	100%	4
MEDEXPRESS URGENT CARE - MOUNTAIN HOME		3	1	25%	4
BIOREFERENCE LABORATORIES			4	100%	4
CAREATC, INC.			4	100%	4
DERMATOLOGY SPECIALISTS OF FL - DR. JON WARD			4	100%	4
PALM BEACH CANCER INSTITUTE			4	100%	4
FLORENCE - HUNTSVILLE HOSPITAL URGENT CARE		3	1	25%	4
CELAL GUROL ERBAY, MD			4	100%	4
NAVAL MEDICAL CENTER SAN DIEGO			4	100%	4

COVID-19: testing by laboratory

Data through Mar 10, 2021 verified as of Mar 11, 2021 at 09:25 AM

Data in this report are provisional and subject to change.

The numbers in the table below represent the number of Florida and non-Florida residents for whom test results were received by the Department of Health. A person can be tested by more than one laboratory and can have both positive and negative results. **Therefore, the sum of the numbers in each column will be larger than the total number of people tested.**

Reporting lab	Inconclusive	Negative	Positive	Percent positive	Total
EXPRESS TESTING-ONE			4	100%	4
MINUTECLINIC OF NEVADA-2955 S FT APACH		4			4
SIGNATURE CARE MONTROSE		2	2	50%	4
RIVER CITY MEDICAL ASSOCIATES INC			4	100%	4
Oakwood - North Baldwins Center for Living		4			4
LATCHER LABORATORY OF A O FOX MEMORIAL		2	2	50%	4
LIFE CARE HOME HEALTH SERVICES LLC		1	3	75%	4
PM PEDIATRICS OF SELDEN PLLC		4			4
CVS NV2928POCT LAS VEGAS		4			4
CAREWELL URGENT CARE			4	100%	4
JOSEF SCHENKER, MD, PC		4			4
LEON MEDICAL CENTERS, LLC			4	100%	4
PANCARE HEALTH YOUNGSTOWN			4	100%	4
FAMILY MEDICINE AT WATERMAN		4			4
BARTON MEMORIAL HOSPITAL		3	1	25%	4
FISHERMEN'S HOSPITAL			4	100%	4
Kroger 752 - The Little Clinic Central Station		3	1	25%	4
CVS IN6713POCT BLOOMINGTON		4			4
REHABILITATION CENTER OF WINTER PARK,THE			4	100%	4
SHARP MEMORIAL HOSPITAL MICROBIOLOGY DEPT			4	100%	4
SOUTH FLORIDA RESEARCH ORGANIZATION			4	100%	4
VIDANT MEDICAL CENTER			4	100%	4
FIFTH AVENUE PEDIATRICS		3	1	25%	4
SIGNATURE CARE EMERGENCY CENTER		2	2	50%	4
EMORY UNIVERSITY HOSPITAL		1	3	75%	4
GUTHRIE MEDICAL GROUP - CORNING		3	1	25%	4
NEMOURS CHILDREN'S CLINIC			4	100%	4
MINUTECLINIC DIAGNOSTIC OF OHIO #4401		4			4
CFP PHYSICIANS GROUP			4	100%	4
INVERNESS FAMILY CARE HIGH RISK PLLC			4	100%	4
State Lab Unspecifd			4	100%	4
DHMD		4			4
FLORIDA HEART AND VASCULAR			4	100%	4
BUCKINGHAM PLACE ALF		4			4
OMNICARE PHARMACY OF TEXAS 1		4			4
PLAINVIEW PRIMARY CARE		4			4
Metro West Nursing and Rehab			4	100%	4
CVS PA1296POCT DREXEL HILL		3	1	25%	4
LPG COCONUT POINT - FAMILY/ INTERNAL MEDICINE		4			4
ELIZABETH CITY HEALTH & REHABILITATION		4			4
MINUTE CLINIC #8979		4			4
GENEVA GENERAL HOSPITAL LABORATORY		3	1	25%	4
AIREVAC INTERNATIONAL		4			4
LAKE FOREST PARK OP CO LLC		4			4
PARKWAY DRUGS OF ONEIDA COUNTY NORTH I		3	1	25%	4
MEDEXPRESS URGENT CARE - WICHITA, S SENECA ST		2	2	50%	4
CVS NV9841POCT RENO		2	2	50%	4

COVID-19: testing by laboratory

Data through Mar 10, 2021 verified as of Mar 11, 2021 at 09:25 AM

Data in this report are provisional and subject to change.

The numbers in the table below represent the number of Florida and non-Florida residents for whom test results were received by the Department of Health. A person can be tested by more than one laboratory and can have both positive and negative results. **Therefore, the sum of the numbers in each column will be larger than the total number of people tested.**

Reporting lab	Inconclusive	Negative	Positive	Percent positive	Total
CVS PA813POCT RICHBORO		4			4
MINUTECLINIC DIAG OF IND LLC #1367		4			4
TRUE HEALTH- HOFFNER		3	1	25%	4
ACCESS RECOVERY SOLUTIONS LLC			4	100%	4
MEDEXPRESS URGENT CARE - MARKHAM STREE		3	1	25%	4
HARBORCHASE OF VILLAGES CROSSING			4	100%	4
MINUTECLINIC, LLC #1452		4			4
MEDEXPRESS URGENT CARE - LOGAN		4			4
RML PHARMACY PC		4			4
PORT ORANGE NURSING & REHAB			4	100%	4
ARLINGTON OF NAPLES INC, THE		4			4
UNIVERSITY OF MIAMI STUDENT HEALTH SERVICE			4	100%	4
AURORA BAYCARE UROLOGY			4	100%	4
CVS GA3766POCT DACULA		2	2	50%	4
MEDEXPRESS URGENT CARE - HOLLINS		4			4
TARPON SPRINGS PEDIATRICS, LLC			4	100%	4
CORIZON HEALTH INC			4	100%	4
TMH PHYSICIAN PARTNERS SOUTHWOOD		1	3	75%	4
DIAGNOSTIC & MEDICAL SPECIALISTS OF GREENWICH		2	2	50%	4
ELITE MEDICAL CENTER			4	100%	4
CVS MO8556POCT KANSAS CITY		4			4
Crowne Health Care of Montgomery		4			4
CVS MO5655POCT LIBERTY		1	3	75%	4
MEDEXPRESS URGENT CARE-PASADENA		4			4
CULLMAN REGIONAL MEDICAL CENTER		3	1	25%	4
CVS MA2297677CV BOSTON		4			4
FLORIDA HEALTH CARE PLANS STIRLING CENTER			4	100%	4
HCR ManorCare Greentree		4			4
SOUTHLAND SUITES OF LAKELAND			4	100%	4
HARBOUR ISLAND PEDIATRICS LLC			4	100%	4
Robert Wood Johnson University Hospital		3	1	25%	4
ADVANCED PEDIATRICS OF BOCA LLC			4	100%	4
CARE ONE PRIMARY CARE			4	100%	4
CALIFORNIA DEPARTMENT OF PUBLIC HEALTH			4	100%	4
ROAN DRUG COMPANY LLC		4			4
Bon Secours Place		3	1	25%	4
MINUTE CLINIC DIAGNOSTIC OF VIRGINIA, LLC #7543		4			4
ST PETE DIRECT PRIMARY CARE		2	2	50%	4
ELDER ALTERNATIVES INC		3	1	25%	4
PHYSICIANS IMMEDIATE CARE AURORA			4	100%	4
FLORIDA MEDICAL ASSOCIATES LLC			4	100%	4
CARENOW URGENT CARE - WINTER SPRINGS		3	1	25%	4
GENUS DIAGNOSTICS			4	100%	4
MEDEXPRESS URGENT CARE - SOMERSET TOWNSHIP		4			4
REFUGE A HEALING PLACE, THE			4	100%	4
BAPTIST HEALTH MEDICAL CENTER			4	100%	4
CVS NC3853POCT BURLINGTON		4			4

COVID-19: testing by laboratory

Data through Mar 10, 2021 verified as of Mar 11, 2021 at 09:25 AM

Data in this report are provisional and subject to change.

The numbers in the table below represent the number of Florida and non-Florida residents for whom test results were received by the Department of Health. A person can be tested by more than one laboratory and can have both positive and negative results. **Therefore, the sum of the numbers in each column will be larger than the total number of people tested.**

Reporting lab	Inconclusive	Negative	Positive	Percent positive	Total
HEART OF FLORIDA HEALTH CENTER INC		1	3	75%	4
DEPT OF VA MEDICAL CENTER - RICHMOND		3	1	25%	4
MINUTE-CLINIC DIAGNOSTIC OF VIRGINIA, Calusa Harbour		4			4
CVS TX10140POCT THE WOODLANDS		4			4
ASCENDI HOME HEALTH AGENCY INC			4	100%	4
COMMUNITY PHYSICIANS OF NORTH PORT PA			4	100%	4
MEDEXPRESS URGENT CARE SHADYSIDE		3	1	25%	4
AFTER HOURS PEDS			4	100%	4
CVS OH6149POCT UPPER ARLINGTON		2	2	50%	4
MINUTECLINIC DIAG OF IND, LLC #6648		3	1	25%	4
ORANGE COUNTY HEALTH DEPARTMENT		2	2	50%	4
PARADIGM LABORATORIES			4	100%	4
Millennium Nursing & Rehab Center		4			4
MINUTECLINIC DIAGNOSTIC OF SC, LLC #4		4			4
STEUBEN COUNTY PUBLIC HEALTH		4			4
CVS NC5532POCT SUMMERFIELD		4			4
CVS NJ836POCT RUNNEMEDE		4			4
VITAL CARE URGENT CARE			4	100%	4
ACCENT PHYSICIAN SPECIALISTS PA		4			4
PILGRIM PHARMACY INC		4			4
MORGAN STANLEY HEALTH CENTER		4			4
MD ANDERSON			4	100%	4
NASSAU UNIVERSITY MEDICAL CENTER DEPT		3	1	25%	4
UNC HOSPITAL/MCLENDON CLINICAL LABORATORIES			4	100%	4
CULLMAN REGIONAL URGENT CARE		3	1	25%	4
HOME DOCS		2	2	50%	4
MONROE URGENT CARE		3	1	25%	4
MEDEXPRESS URGENT CARE - TEAYS VALLEY		3	1	25%	4
SARAH LAWRENCE COLLEGE HEALTH SERVICES		4			4
MINUTECLINIC DIAGNOSTIC OF PENNSYLVAN		3	1	25%	4
MINUTECLINIC DIAG OF IND, LLC #8645		4			4
Heartland of Boynton Beach			4	100%	4
CVS CA9715POCT THOUSAND OAKS		4			4
WALGREENS #07034		4			4
HEALTHCARE NETWORK OF SOUTHWEST FLORIDA			4	100%	4
CAPTAIN JAMES A. LOVELL FEDERAL HEALTHCARE CENTER			4	100%	4
CVS MD2956POCT NEW MARKET		3	1	25%	4
CVS OH2342POCT WEST CHESTER		3	1	25%	4
MEDEXPRESS - NEW CASTLE, DUPONT HWY		4			4
BENEVA LAKES HEALTHCARE & REHAB CENTER			4	100%	4
CLINICAL PATHOLOGY LABORATORIES			4	100%	4
MINUTECLINIC DIAGNOSTIC OF KANSAS PA		4			4
CVS GA7064POCT STOCKBRIDGE		4			4
BAYLOR ESOTERIC AND MOLECULAR LAB			4	100%	4
HEALTHY MINORS PEDIATRIC URGENT CARE		4			4
MINUTE-CLINIC DIAGNOSTIC OF VIRGINIA, LLC		4			4

COVID-19: testing by laboratory

Data through Mar 10, 2021 verified as of Mar 11, 2021 at 09:25 AM

Data in this report are provisional and subject to change.

The numbers in the table below represent the number of Florida and non-Florida residents for whom test results were received by the Department of Health. A person can be tested by more than one laboratory and can have both positive and negative results. **Therefore, the sum of the numbers in each column will be larger than the total number of people tested.**

Reporting lab	Inconclusive	Negative	Positive	Percent positive	Total
MINUTECLINIC DIANOSTIC OF VIRGINA, LL		3	1	25%	4
DISCOVERY VILLAGE AT DEERWOOD			4	100%	4
CONSOLIDATED LABORATORY SERVICES			4	100%	4
Park Ridge Nursing Center		3	1	25%	4
ST. MARY'S HOSPITAL			4	100%	4
SOUTHWESTERN REGIONAL MEDICAL CENTER - TULSA		4			4
CVS OH3080POCT HUBER HEIGHTS		4			4
CVS CT718POCT ANSONIA		4			4
FLORIDA HOSPITAL ALTAMONTE		2	2	50%	4
INTRACOASTAL LABS INC		4			4
UNIVERISTY OF MIAMI			4	100%	4
DYNACARE LABORATORIES			4	100%	4
MINUTECLINIC DIAGNOSTIC OF WISCONSIN, LLC		4			4
MERCY URGENT CARE			4	100%	4
CVS NJ862POCT MARLBORO		4			4
CAPE COD HOSPITAL			4	100%	4
MINUTECLINIC DIAG OF IND LLC #1138		3	1	25%	4
OPTUM OF RED ROAD		4			4
IMMUNOGENOMICS LLC		1	3	75%	4
MEMORIAL HEALTHCARE SYSTEM		1	3	75%	4
BEECHTREE MOLECULAR LAB LLC			4	100%	4
CLINICAL LABORATORIES OF THE BUFFALO		3	1	25%	4
KENTUCKY CABINET FOR HEALTH AND FAMILY SERVICES			4	100%	4
COMPREHENSIVE CLINICAL RESEARCH, LLC			4	100%	4
CENTERPLACE HEALTH, INC			4	100%	4
UNIVERSITY OF WASHINGTON MEDICAL CENTER (UWMC) EMERGENCY DEPT.			4	100%	4
PINELLAS POINT NURSING AND REHAB			4	100%	4
ADVENT HEALTH - TUSKAWILLA		4			4
Health Care Center of Jacksonville			4	100%	4
GILCHRIST COUNTY HEALTH DEPT			4	100%	4
IVY CREEK URGENT CARE OF ENTERPRISE			4	100%	4
SANFORD SOUTH UNIVERSITY		4			4
CVS MD1515POCT LEONARDTOWN		3	1	25%	4
FHCP - ORMOND BEACH			4	100%	4
MEDEXPRESS URGENT CARE - SOUTH PARKERSBURG		4			4
CVS NY549POCT RIDGEWOOD		2	2	50%	4
MEDEXPRESS URGENT CARE PLEASANT HILLS		3	1	25%	4
CVS SC2269POCT COLUMBIA		3	1	25%	4
Kroger 895 - The Little Clinic Green Hills		4			4
CVS GA2236POCT WOODSTOCK		4			4
MD NOW URGENT CARE - DELRAY WEST			4	100%	4
WESLEY CHAPEL INTERNAL MEDICINE AND PEDIATRICS			4	100%	4
HENDRY/GLADES COUNTY HEALTH DEPARTMENT		3	1	25%	4
COVENIENT CARE MEDICAL CLINIC			4	100%	4
AHC of Mckenzie		4			4
DEPARTMENT OF HEALTH AND HUMAN SERVICES		2	2	50%	4
ManorCare Health Services Camp Hill		4			4

COVID-19: testing by laboratory

Data through Mar 10, 2021 verified as of Mar 11, 2021 at 09:25 AM

Data in this report are provisional and subject to change.

The numbers in the table below represent the number of Florida and non-Florida residents for whom test results were received by the Department of Health. A person can be tested by more than one laboratory and can have both positive and negative results. **Therefore, the sum of the numbers in each column will be larger than the total number of people tested.**

Reporting lab	Inconclusive	Negative	Positive	Percent positive	Total
WEXFORD HEALTH SOURCES INC		4			4
CVS GA2841POCT LAWRENCEVILLE		4			4
CAREWELL 202			4	100%	4
Kroger 124 - The Little Clinic University		3	1	25%	4
MEDEXPRESS URGENT CARE-SCOTT TOWNSHIP		3	1	25%	4
MEDEXPRESS URGENT CARE - FREDERICK		4			4
POWERS PEDIATRICS			4	100%	4
DASCENA LABORATORY			4	100%	4
Grace Rehabilitation of Vero Beach		4			4
REELFOOT FAMILY WALK IN CLINIC		3	1	25%	4
MEMORIAL HEALTH CARE SYSTEMS			4	100%	4
LOUISIANA DEPT. OF HEALTH AND HOSPITALS-INFECTIOUS DISEASE EPI SECTION			4	100%	4
MEDEXPRESS URGENT CARE - TULSA, S YALE AVE		4			4
BAPTIST HOSPITAL EMPLOYEE HEALTH OFF			4	100%	4
SOUTHEASTERN REGIONAL MEDICAL CENTER			4	100%	4
CRESTAR LABS		2	2	50%	4
FCHC (OB)-DARWIN SQUARE CTR.			4	100%	4
PRINCETON BMC LABORATORY		4			4
CELEBRATION PEDIATRICS			4	100%	4
Mill Valley Care Center		4			4
REGIONAL MEDICAL LAB			4	100%	4
Westminster Manor		3	1	25%	4
PRIMECARE		2	2	50%	4
FAMILY MEDICINE AT WINTER PARK			4	100%	4
USCG SECTOR ST PETE		1	3	75%	4
HAMPTON ALF AT 24TH ROAD LLC			4	100%	4
ManorCare Rehabilitation Center- Decatur		4			4
CVS OH3393POCT AURORA		3	1	25%	4
MINUTECLINIC DIAGNOSTIC OF NORTH CAROLINA PC #7054		3	1	25%	4
ADVENTHEALTH MEDICAL GROUP PEDIATRICS		1	3	75%	4
CHIEFLAND MEDICAL CENTER			4	100%	4
MED EXPRESS URGENT CARE PC - MARYLAND		3	1	25%	4
EXTENDICARE HEALTH & REHAB CENTER		4			4
LUVERNE HEALTH AND REHABILITATION		4			4
FLORIDA MEDICAL CLINIC -INTERNAL MED DADE CITY			4	100%	4
MEDEXPRESS URGENT CARE- FORT WORTH N T		4			4
MARSHFIELD LABORATORIES			4	100%	4
CONSULATE HEATH CARE AT WEST ALTAMONTE			4	100%	4
PEACEHEALTH LABORATORIES		3	1	25%	4
MINUTECLINIC DIAG OF IND, LLC #10190		4			4
BOND & STEELE CLINIC PA D/B/A BOND CLINIC PA		4			4
CVS NC2313POCT RALEIGH		3	1	25%	4
MEDEXPRESS URGENT CARE, FAIRMONT		4			4
STONE CLINICAL LABORATORIES OF FL LLC		4			4
THONOTOSASSA COMMUNITY HEALTH CENTER		1	3	75%	4
WALGREENS #07936		4			4
IMIC INC RESEARCH			4	100%	4

COVID-19: testing by laboratory

Data through Mar 10, 2021 verified as of Mar 11, 2021 at 09:25 AM

Data in this report are provisional and subject to change.

The numbers in the table below represent the number of Florida and non-Florida residents for whom test results were received by the Department of Health. A person can be tested by more than one laboratory and can have both positive and negative results. **Therefore, the sum of the numbers in each column will be larger than the total number of people tested.**

Reporting lab	Inconclusive	Negative	Positive	Percent positive	Total
CVS MINUTE CLINIC DIAGNOSTIC OF TEXAS		3	1	25%	4
OHIO CVS STORES		3	1	25%	4
INFINITI LABS INC			4	100%	4
MEDEXPRESS URGENT CARE LAVALE		4			4
OKLAHOMA STATE UNIVERSITY DIAGNOSTIC LAB			4	100%	4
CVS PA1379POCT LANSDALE		3			3
ASPEN VALLEY HOSPITAL			3	100%	3
NORTHCREST MEDICAL CENTER		1	2	67%	3
BAPTIST HOSPITAL NURSING/PATIENT CARE			3	100%	3
BAYSIDE URGENT CARE CENTER INC			3	100%	3
MEDEXPRESS URGENT CARE - RICHMOND, W BROAD ST		3			3
LRHS Florida Poly Tech		3			3
CVS OH2518POCT COLUMBUS		2	1	33%	3
THOMAS LANGLEY			3	100%	3
Kroger 522 - The Little Clinic Gahanna		2	1	33%	3
MARRA'S PHARMACY		3			3
CAMPAZZI CONCIERGE MEDICAL SERVICES		2	1	33%	3
Kroger 635 - The Little Clinic Dacula		3			3
MINUTECLINIC DIAG OF IND, LLC #6483		1	2	67%	3
Concordia Village of Tampa			3	100%	3
DOCTOR 4 U CLINIC		1	2	67%	3
Englewood Health and Rehab			3	100%	3
HOMELAND CENTER		3			3
Bethany Health and Rehab		3			3
NASSAU COUNTY HEALTH DEPARTMENT-FERNANDINA BEACH C		3			3
NDX-CORE LAB			3	100%	3
MONTEFIORE MEDICAL CENTER LABS MONTEFIORE		2	1	33%	3
Kroger 388 - The Little Clinic Braelinn Village		3			3
PEDIATRICS BY THE SEA JOG RD OFFICE			3	100%	3
NORTHERN LIGHT LABORATORY		1	2	67%	3
HELIX MEDICAL CENTERS		1	2	67%	3
PATHOLOGY REFERENCE LAB LLC			3	100%	3
MICHIGAN HEALTH CLINIC LABORATORIES		2	1	33%	3
GREENTREE MEDICAL CENTER			3	100%	3
NEW YORK STATE DEPARTMENT OF HEALTH		1	2	67%	3
BAPTIST OUTPATIENT SERVICES			3	100%	3
BRADENTON PHYSICIAN MEDICAL CENTER			3	100%	3
CENTRAL JERSEY URGENT CARE		3			3
GYN PATH SERVICES			3	100%	3
WALGREENS NO 19542		3			3
SUMMIT MEDICAL GROUP - WEST ORANGE		3			3
VIRGINIA DIVISION OF CONSOLIDATED LABORATORIES			3	100%	3
LAKE SIDE HOSPITAL BELLE GLADE			3	100%	3
PREMIER FAMILY AND SPORTS MEDICINE		2	1	33%	3
OHIO HEALTH DOCTORS HOSPITAL			3	100%	3
MEDEXPRESS URGENT CARE NORWIN		3			3
SPRING LAKE REHABILITATION CENTER			3	100%	3

COVID-19: testing by laboratory

Data through Mar 10, 2021 verified as of Mar 11, 2021 at 09:25 AM

Data in this report are provisional and subject to change.

The numbers in the table below represent the number of Florida and non-Florida residents for whom test results were received by the Department of Health. A person can be tested by more than one laboratory and can have both positive and negative results. **Therefore, the sum of the numbers in each column will be larger than the total number of people tested.**

Reporting lab	Inconclusive	Negative	Positive	Percent positive	Total
FLORIDA HOSPITAL PHYSICIANS GROUP		1	2	67%	3
Lakeview Village		3			3
TUFTS MEDICAL CENTER			3	100%	3
Kroger 571 - The Little Clinic Hendersonville		1	2	67%	3
CVS SC5550POCT CLOVER		2	1	33%	3
ALLIANCE LABS @LRMC			3	100%	3
HOPE HEALTH CARE, LLC		3			3
TARRANT COUNTY PUBLIC HEALTH		3			3
BAPTIST PRIMARY CARE, INC.		2	1	33%	3
Walgreens #5984		3			3
SSM HEALTH ST LOUIS MICROBIOLOGY LABORATORY		1	2	67%	3
COVANCE CLS			3	100%	3
FELICIDAD MEDICAL CENTER INC			3	100%	3
SCRIPPS CLINIC MEDICAL			3	100%	3
CVS SC7334POCT LEXINGTON		3			3
MIDDLETON PEDIATRICS			3	100%	3
OWL NOW URGENT CARE			3	100%	3
CCRX OF NORTH CAROLINA, LLC		2	1	33%	3
BROOKDALE OAKBRIDGE		1	2	67%	3
ALL4KIDZ PEDIATRICS LLC		2	1	33%	3
SOFTLAB			3	100%	3
FAMILY FIRST PEDIATRICS			3	100%	3
CVS PHARMACY INC DBA CVS/PHARMACY #10908		3			3
PROGRESS PHARMACY INC			3	100%	3
LEESBURG COMMUNITY HEALTH CENTERS			3	100%	3
QUEST DIAGNOSTICS CLINICAL LABORATORIES INC		2	1	33%	3
NASSAU COUNTY HEALTH DEPARTMENT		3			3
EXCEL URGENT CARE OF NJ, LLC		1	2	67%	3
MEDEXPRESS URGENT CARE, BELLE VERNON		3			3
MINUTECLINIC, LLC (CLINIC 10928)		3			3
PRISMA HEALTH MIDLANDS			3	100%	3
MEDEXPRESS URGENT CARE- COLUMBIA HEIGH		3			3
ESCO DRUG CO INC		3			3
COOPER UNIVERSITY HOSPITAL LABORATORY		2	1	33%	3
MEDEXPRESS URGENT CARE - LITTLE ROCK		2	1	33%	3
NEMOURS CHILDREN'S URGEN CARE			3	100%	3
RUSSELL SAGE COLLEGE WELLNESS CENTER		3			3
PANCARE HEALTH - FRANKLIN CO			3	100%	3
WHOLE CHILD PEDIATRICS			3	100%	3
MEDEXPRESS URGENT CARE MARTINSBURG		2	1	33%	3
DACH MAIN LAB			3	100%	3
SOFTCELL L-FORM LABORATORIES, LLC			3	100%	3
CALLE OCHO DIALYSIS			3	100%	3
PATIENT FIRST - ALLENTOWN			3	100%	3
MED FUSION			3	100%	3
IOWA DEPARTMENT OF PUBLIC HEALTH			3	100%	3
MEDEXPRESS URGENT CARE - LEDGEWOOD		3			3

COVID-19: testing by laboratory

Data through Mar 10, 2021 verified as of Mar 11, 2021 at 09:25 AM

Data in this report are provisional and subject to change.

The numbers in the table below represent the number of Florida and non-Florida residents for whom test results were received by the Department of Health. A person can be tested by more than one laboratory and can have both positive and negative results. **Therefore, the sum of the numbers in each column will be larger than the total number of people tested.**

Reporting lab	Inconclusive	Negative	Positive	Percent positive	Total
PREMIER CLINICAL RESEARCH INSTITUTE INC			3	100%	3
PROPATH			3	100%	3
MEDEXPRESS URGENT CARE - WEST ST PAUL, ROBERT ST S		3			3
COMMUNICABLE DISEASE CONTROL/PUBLIC HEALTH EMERGENCY PREPAREDNESS			3	100%	3
UHEALTH JACKSON URGENT CARE - CUTLER BAY		1	2	67%	3
CVS NC7548POCT FUQUAY VARINA		2	1	33%	3
GARCIA MORALES NELSON			3	100%	3
ORCHID COVE DAYTONA			3	100%	3
ENCOMPASS HEALTH REHABILITATION OF ALTAMONTE			3	100%	3
Gracemore Nursing and Rehab		3			3
BRENTWOOD SENIOR LIVING AT ST PETE			3	100%	3
MINUTECLINIC DIAG OF IND, LLC #5369		2	1	33%	3
SCIENTIFIC LABORATORY DIVISION			3	100%	3
ALLIED PHYSICIANS GROUP PLLC		3			3
CAREHERE LLC			3	100%	3
Wynfield Park Health and Rehabilitation		3			3
TRUE HEALTH – LAKE UNDERHILL		3			3
ACL LABORATORIES INDUSTRIAL TOXICOLOGY			3	100%	3
HEALGEN SCIENTIFIC			3	100%	3
MEDEXPRESS URGENT CARE GREENSBURG		2	1	33%	3
CGH MEDICAL CENTER			3	100%	3
MINUTECLINIC #2797		3			3
CVS OH6123POCT CINCINNATI		2	1	33%	3
BOLING, STEPHANIE		3			3
CVS MO10053POCT SAINT PETERS		3			3
MONTANA PUBLIC HEALTH LAB			3	100%	3
MEDICAL UNIVERSITY SC HOSPITAL			3	100%	3
HELIX LW UC		1	2	67%	3
ADRIANA M CASTRO MD PA		3			3
NORTH CAROLINA DEPT OF HEALTH & HUMAN SRVCS STATE LAB OF PUBLIC HEALTH			3	100%	3
VA PRIMARY CARE ANNEX			3	100%	3
THE OASIS BEACHSIDE		3			3
HALIFAX HEALTH CARE FOR WOMEN		3			3
NORTHWEST FLORIDA CLINICAL LAB		1	2	67%	3
Kroger 186 - The Little Clinic Holiday Manor		2	1	33%	3
SURETOX LABORATORY LLC		2	1	33%	3
Kroger 768 - The Little Clinic Leestown Rd		2	1	33%	3
HARBORCHASE OF STUART			3	100%	3
PARADISE VILLA ALF INCORPORATED		3			3
ALLIANCE FOR MULTISPECIALTY RESEARCH		3			3
CARESPOT-WELLINGTON			3	100%	3
CENTURY LINK SPORTS COMPLEX			3	100%	3
Cleveland Clinic Weston			3	100%	3
EAST NAPLES PEDIATRICS			3	100%	3
OPTUM PRIMARY CARE - SILVER LAKES			3	100%	3
MD ANDERSON CANCER CENTER DI BAY AREA			3	100%	3
LEESBURG REGIONAL MEDICAL CENTER URGENT CARE			3	100%	3

COVID-19: testing by laboratory

Data through Mar 10, 2021 verified as of Mar 11, 2021 at 09:25 AM

Data in this report are provisional and subject to change.

The numbers in the table below represent the number of Florida and non-Florida residents for whom test results were received by the Department of Health. A person can be tested by more than one laboratory and can have both positive and negative results. **Therefore, the sum of the numbers in each column will be larger than the total number of people tested.**

Reporting lab	Inconclusive	Negative	Positive	Percent positive	Total
CVS SC4122POCT TAYLORS		3			3
SUN TERRACE HEALTH CARE CENTER			3	100%	3
CVS NJ715POCT WAYNE		3			3
MEDEXPRESS URGENT CARE - WHEELING		2	1	33%	3
Hunterdon Medical Center Laboratory		3			3
CVS MA594POCT FALMOUTH		3			3
RAPID CITY RUGENT CARE			3	100%	3
ST LUCIE COUNTY HEALTH DEPARTMENT		2	1	33%	3
SEMINOLE FAMILY HEALTH CENTER		3			3
ADVICE FOR OPTIMAL WELLNESS, INC			3	100%	3
MEDEXPRESS URGENT CARE - WILKES BARRE		2	1	33%	3
WEST TN HEALTH MED NORTH		3			3
MEDICAL CITY DALLAS HOSPITAL			3	100%	3
CENTRAL JERSEY URGENT CARE OF BROWN MI		3			3
CLARA MAASS TRANSITIONAL CARE UNIT		3			3
PUBLIC HEALTH TRUST OF MIAMI DADE COUNTY			3	100%	3
MEDEXPRESS URGENT CARE - WAXAHACHIE, N HIGHWAY 77		1	2	67%	3
BETTERMED URGENT CARE			3	100%	3
NEWSTAR MEDICAL LABORATORIES		3			3
MEADOWS AT CYPRESS GARDENS, THE		3			3
WALGREENS #07502		3			3
JOHNNIE RUTH CLARKE LAB			3	100%	3
EVIVIA		3			3
ADVANCED URGENT CARE CENTER OF THE UPPER KEYS		1	2	67%	3
QUALITY LABORATORY SERVICE		2	1	33%	3
BAYCARE MEDICAL GROUP, INC		3			3
H/L of WEst AShley Rhability and Nursing Center		3			3
QHG OF ENTERPRISE INC (DBA MEDICAL CTR		3			3
CVS NC3803POCT MOORESVILLE		3			3
CHIPOLA QUICK CARE			3	100%	3
UNIVERSITY OF KANSAS MEDICAL CENTER			3	100%	3
MINUTE CLINIC LLC #1909		3			3
BOONES CREEK URGENT CARE		1	2	67%	3
MEDEXPRESS URGENT CARE-ARLINGTON		2	1	33%	3
BLACK STALLION WALK IN AND EXERCISE CLINICS LLC		1	2	67%	3
ST. LUKE'S HOSPITAL - BETHLEHEM CAMPUS		1	2	67%	3
HEARTLAND - CHARLESTON OF HANAHAN SC,		3			3
SPARROW CENTRAL LAB			3	100%	3
ST JOSEPH'S HOSPITAL NORTH LABORATORY			3	100%	3
WEST COCOA PHARMACY			3	100%	3
MARTHA A PRICE MD PA		1	2	67%	3
IMMERSION RESIDENTIAL LLC			3	100%	3
TIEHH BIOTERRORISM RESPONSE LAB			3	100%	3
VIRGINIA DEPARTMENT OF HEALTH DIVISION OF			3	100%	3
DEPARTMENT OF HEALTH AND HUMAN SERVICES DIVISION OF BEHAVIORAL HEALTH		1	2	67%	3
ADVANCED HEART CARE OF SOUTH FLORIDA		3			3
MPG JACKSONVILLE ATLANTIC BLVD		1	2	67%	3

COVID-19: testing by laboratory

Data through Mar 10, 2021 verified as of Mar 11, 2021 at 09:25 AM

Data in this report are provisional and subject to change.

The numbers in the table below represent the number of Florida and non-Florida residents for whom test results were received by the Department of Health. A person can be tested by more than one laboratory and can have both positive and negative results. **Therefore, the sum of the numbers in each column will be larger than the total number of people tested.**

Reporting lab	Inconclusive	Negative	Positive	Percent positive	Total
PREMIER PEDIATRICS			3	100%	3
CVS IL8753POCT CHICAGO		3			3
MOULTRIE CREEK NURSING AND REHAB			3	100%	3
Gulfport Rehabilitation Center			3	100%	3
SIGNATURE CARE PFLUGERVILLE			3	100%	3
ADVANCED PEDIATRICS			3	100%	3
HIALEAH SHORES NURSING AND		2	1	33%	3
ALABAMA DEPT PUBLIC HEALTH			3	100%	3
CVS IN6605POCT INDIANAPOLIS		2	1	33%	3
HEPATOLOGY DIAGNOSTIC LAB			3	100%	3
LPG PEDIATRICS AT LEHIGH ACRES		2	1	33%	3
MINUTE-CLINIC DIAGNOSTIC OF VIRGINIA, LLC #3949		3			3
CVS MA1095POCT AMHERST		3			3
BVM THE BRIDGES LLC		3			3
GAINESVILLE PEDIATRIC ASSOCIATES			3	100%	3
LITTLE SPURS PEDIATRIC URGENT CARE		1	2	67%	3
LOCH HAVEN PEDIATRICS			3	100%	3
VICAR'S LANDING NURSING HOME		2	1	33%	3
CVS IN6757POCT COLUMBUS		3			3
JUPITER INTERNAL MEDICINE AND ASSOCIATES			3	100%	3
WELLMED AT FORT PIERCE		1	2	67%	3
ANN STORCK CENTER INC		3			3
WYOMING DEPT OF HEALTH			3	100%	3
LAURELLWOOD NURSING CENTER		1	2	67%	3
Village on the Green			3	100%	3
24TH WEAPONS OF MASS DESTRUCTION - CIVIL SUPPORT		3			3
Magnolia Health and Rehab Center			3	100%	3
LIFE CARE CENTER OF SKAGIT VALLEY		3			3
Kennedy University Hospital -Wash Twp L		3			3
EAST TENNESSEE CHILDREN'S HOSPITAL		2	1	33%	3
CLINICAL CARE ASSOCIATES, INC			3	100%	3
MIDWAY SPECIALTY CARE RX LLC		1	2	67%	3
2412 LEBANON PIKE		2	1	33%	3
CVS PA1657POCT YORK		2	1	33%	3
SOUTH COUNTY MENTAL HEALTH CENTER INC			3	100%	3
CVS OH10893POCT PARMA		2	1	33%	3
BLACKWATER RIVER			3	100%	3
SMOKY MOUNTAIN URGENT CARE AND FAMILY MEDICINE CENTER			3	100%	3
CVS TX5877POCT PEARLAND		3			3
ONslow MEMORIAL HOSPITAL LABORATORY		3			3
Kroger 758 - The Little Clinic Providence		3			3
APEX CLINICAL LABORATORIES INC		3			3
MEDEXPRESS-HOUSTON EAST FWY		1	2	67%	3
ATLANTIC SURGERY CENTER OF JACKSONVILLE BEACH		3			3
NONA PEDIATRIC CENTER			3	100%	3
MENORAH MANOR			3	100%	3
INSPIRA MEDICAL CENTER VINELAND LAB		2	1	33%	3

COVID-19: testing by laboratory

Data through Mar 10, 2021 verified as of Mar 11, 2021 at 09:25 AM

Data in this report are provisional and subject to change.

The numbers in the table below represent the number of Florida and non-Florida residents for whom test results were received by the Department of Health. A person can be tested by more than one laboratory and can have both positive and negative results. **Therefore, the sum of the numbers in each column will be larger than the total number of people tested.**

Reporting lab	Inconclusive	Negative	Positive	Percent positive	Total
BEEBE MEDICAL CENTER LABORATORY		3			3
TIFTON CARECONNECT URGENT CARE			3	100%	3
SISD EMPLOYEE HEALTH CLINIC			3	100%	3
STEAMBOAT EMERGENCY CENTER			3	100%	3
LEGACY ER AND URGENT CARE			3	100%	3
MEDEXPRESS URGENT CARE - FORT SMITH		3			3
WINDSOR AT OCALA		2	1	33%	3
OHIO DEPARTMENT OF HEALTH LABORATORY		2	1	33%	3
CLEARWATER		2	1	33%	3
ST LUKES HOSPITAL LABORATORY		2	1	33%	3
INTERNAL MEDICINE AND WOUND CARE SPECIALIST LLC		3			3
MOBIL LAB FOR ALL INC		3			3
MINNEOLA PLACE A HOMEBRIDGE COMMUNITY		3			3
MINUTECLINIC, LLC #07852		3			3
CVS M08555POCT KANSAS CITY		3			3
Kroger 627 - The Little Clinic Castleberry		2	1	33%	3
NHC HealthCare, Cookeville		3			3
VA OUTPATIENT CLINIC-NEW PORT RICHEY			3	100%	3
Bainbridge Health and Rehab		3			3
MERCY HOSPITAL			3	100%	3
DEPARTMENT OF HEALTH AND ENVIRONMENTAL CONTROL			3	100%	3
SAVANNAH COVE		3			3
CVS IN7653POCT EVANSVILLE		2	1	33%	3
FRESENIUS KIDNEY CARE			3	100%	3
MEDEXPRESS - WILMINGTON CONCORD PIKE		2	1	33%	3
PROMPT CARE OF CENTRAL FLORIDA LLC			3	100%	3
SOUTH LAKE FAMILY HEALTH CENTER			3	100%	3
KISSIMMEE URGENT CARE		3			3
STATEN ISLAND CHAI CARE		3			3
LB Broen Home		3			3
CVS MN6811POCT PLYMOUTH		3			3
HOUSTON METHODIST HOSPITAL			3	100%	3
CVS PA5241POCT CHALFONT		3			3
ACM MEDICAL LABORATORY ALLIANCE		1	2	67%	3
HARBORCHASE OF GAINESVILLE			3	100%	3
MEDFUSION		2	1	33%	3
ADVENTHEALTH MEDICAL GROUP INTERNAL MEDICINE AT		1	2	67%	3
MARION COUNTY FIRE RESCUE		3			3
MINUTECLINIC, LLC #05814		3			3
FAMILY TREE MEDICAL GROUP PA		2	1	33%	3
CVS IL3163POCT OAK PARK		3			3
EXETER HOSPITAL		3			3
FLORIDA GASTROENTEROLOGY ASSOCIATES PA		3			3
DOCTORS HOSPITAL RENAISSANCE			3	100%	3
COVENANT PEDIATRICS		1	2	67%	3
LEXINGTON MEDICAL CENTER		1	2	67%	3
MALABAR FAMILY PRACTICE		1	2	67%	3

COVID-19: testing by laboratory

Data through Mar 10, 2021 verified as of Mar 11, 2021 at 09:25 AM

Data in this report are provisional and subject to change.

The numbers in the table below represent the number of Florida and non-Florida residents for whom test results were received by the Department of Health. A person can be tested by more than one laboratory and can have both positive and negative results. **Therefore, the sum of the numbers in each column will be larger than the total number of people tested.**

Reporting lab	Inconclusive	Negative	Positive	Percent positive	Total
MINUTECLINIC DIAGNOSTIC OF WISCONSIN,		3			3
NEMOURS CHILDRENS PRIMARY CARE MAITLAND			3	100%	3
NORTH NAPLES HOSPITAL RESPIRATORY THERAPY DEPARTMENT			3	100%	3
LEE CONVENIENT CARE AT SUMMERLIN			3	100%	3
MT CARMEL PHARMACY INC		3			3
BRIGHAM AND WOMEN'S HOSPITAL			3	100%	3
BRANDON REGIONAL EMERGENCY CTR			3	100%	3
CVS PA2687POCT EXTON		3			3
SUPER HEALTH PHARMACY LLC		3			3
NORTH BROWARD HOSPITAL DISTRICT HEALTHCARE FOR THE HOMELESS			3	100%	3
PINELLAS PARK HEALTH CENTER - PINELLAS CHD		1	2	67%	3
MEDICAL SERVICES OF AMERICA HOME HEALTH		3			3
US SPECIALTY LABS			3	100%	3
QUATRACOR PLLC		3			3
CVS PA2688POCT COLLEGEVILLE		3			3
GROVES CENTER			3	100%	3
CARENOW-ATASCOCITA			3	100%	3
HEALTHQUEST, INC		2	1	33%	3
Maryfield Inc. dba Pennybyrn		3			3
Kroger 448 - The Little Clinic Mason		3			3
DOUGLASVILLE NURSING AND REHABILITATIO		3			3
MEDEXPRESS URGENT CARE-CLOQUET		3			3
Kroger 093 - The Little Clinic Stapleton		2	1	33%	3
YATES COUNTY PUBLIC HEALTH		3			3
ADVENT HEALTH MEDICAL GROUP FAMILY MEDICINE			3	100%	3
MINUTECLINIC DIAGNOSTIC OF MICHIGAN, P		3			3
MINUTECLINIC DIAGNOSTIC OF VIRGINIA, LLC		3			3
AVANTE INVERNESS		1	2	67%	3
SENTARA NORFOLK GENERAL HOSPITAL CENTRAL LAB			3	100%	3
CROSSROADS URGENT CARE PLLC		3			3
FLORIDA DEPARTMENT OF HEALTH IN ALACHUA COUNTY -			3	100%	3
NATURE COAST PRIMARY CARE LAB LLC			3	100%	3
URGENT CARE OF THE SMOKIES			3	100%	3
NYC PUBLIC HEALTH LABS			3	100%	3
CVS IL4778POCT EVANSTON		3			3
TAMPA		1	2	67%	3
MEDICAL CENTER OF CENTRAL GEORGIA			3	100%	3
TMH PHYSICIAN PARTNERS BLOUNTSTOWN			3	100%	3
ROANE MEDICAL CENTER		2	1	33%	3
COASTAL SKIN SURGERY AND DERMATOLOGY PL		3			3
COMMUNITY MEDICAL CENTER			3	100%	3
GENDERXPRESS/PICTURE ME PERFECT IMAGING			3	100%	3
GREATER MOBILE URGENT CARE - SPRINGHILL			3	100%	3
FIRST CARE - MIDDLESBORO			3	100%	3
NEMOURS CHILDRENS PRIMARY CARE HORIZON WEST			3	100%	3
CANOPY PEDIATRICS		3			3
JOSEPH SCHENKER MD PC		3			3

COVID-19: testing by laboratory

Data through Mar 10, 2021 verified as of Mar 11, 2021 at 09:25 AM

Data in this report are provisional and subject to change.

The numbers in the table below represent the number of Florida and non-Florida residents for whom test results were received by the Department of Health. A person can be tested by more than one laboratory and can have both positive and negative results. **Therefore, the sum of the numbers in each column will be larger than the total number of people tested.**

Reporting lab	Inconclusive	Negative	Positive	Percent positive	Total
Good Samaritan Society - Fairfield Glade		3			3
CVS SC1540POCT MYRTLE BEACH		2	1	33%	3
URGENT DOC - URGENT CARE CLINIC			3	100%	3
CTRS			3	100%	3
VILLAGES HEALTH, THE		3			3
SKIPPACK MEDICAL LAB			3	100%	3
OLEAN GENERAL HOSPITAL		3			3
FLORIDA LABORATORY ANALYSIS, LLC			3	100%	3
STRINGFELLOW MEMORIAL HOSPITAL		3			3
FULGENT GENETICS HOUSTON		3			3
NC STATE LABORATORY OF PUBLIC HEALTH		3			3
BROOKDALE LAKE MARY			3	100%	3
GRADY MEMORIAL HOSPITAL/MICRO			3	100%	3
MINUTECLINIC DIAGNOSTIC OF NORTH CARO		3			3
MEDEXPRESS URGENT CARE, HERMITAGE		1	2	67%	3
TAMPA INTERNATIONAL AIRPORT			3	100%	3
MANATEE URGENT CARE LLC			3	100%	3
LEE MEMORIAL HOSPITAL BLOOD GAS LAB			3	100%	3
ADVENT HEALTH - CENTRAL PASCO ER			3	100%	3
CVS MO4850POCT SPRINGFIELD		3			3
CVS IN3975POCT JEFFERSONVILLE		2	1	33%	3
MINUTECLINIC # 21110		1	2	67%	3
PARRISH MEDICAL CENTER-WAIVED TESTING		3			3
ORLANDO AIRPORT DIALYSIS		3			3
NORTH SHORE HOSP. INFECTION CONTROL			3	100%	3
Greystone Health Care Center		3			3
SEWALLS POINT PHARMACY INC		2	1	33%	3
LIVINGSTON COUNTY DEPT OF HEALTH REPRO			3	100%	3
UNIVERSITY OF MICHIGAN		2	1	33%	3
SEACOAST PATHOLOGY PROFESSIONAL ASSOC		3			3
SKYLINE UROLOGY		3			3
AKRON GENERAL MEDICAL CENTER MAIN		3			3
CVS KS676POCT LAWRENCE		2	1	33%	3
320 S TRANSIT ST		3			3
ST. PETERSBURG PEDIATRICS- 38TH AVENUE			3	100%	3
SANFORD MOBILE LAB			3	100%	3
CVS TN7144POCT BARTLETT		3			3
GONZALEZ MD AND ASWAD MD HEALTH SERVICES			3	100%	3
NYU WINTHROP LABORATORY		3			3
MINUTECLINIC LLC #5176			3	100%	3
FLORIDA HOSPITAL LABORATORIES		3			3
ORLANDO FAMILY PHYSICIANS INC			3	100%	3
GO PATH LABORATORIES			3	100%	3
BRITO MEDICAL CENTER		1	2	67%	3
HARBOUR'S EDGE		2	1	33%	3
SUNCREST OMNI		3			3
CABELL HUNTINGTON HOSPITAL CLINICAL LAB			3	100%	3

COVID-19: testing by laboratory

Data through Mar 10, 2021 verified as of Mar 11, 2021 at 09:25 AM

Data in this report are provisional and subject to change.

The numbers in the table below represent the number of Florida and non-Florida residents for whom test results were received by the Department of Health. A person can be tested by more than one laboratory and can have both positive and negative results. **Therefore, the sum of the numbers in each column will be larger than the total number of people tested.**

Reporting lab	Inconclusive	Negative	Positive	Percent positive	Total
MEDICAL CENTER OF THE ROCKIES			3	100%	3
JS HEALTHCARE		2	1	33%	3
BARONESS ERLANGER HOSPITAL		3			3
LINCOLN MEDICAL CENTER		3			3
CROSSVILLE MEDICAL GROUP		1	2	67%	3
NEBRASKA DEPARTMENT OF HEALTH AND HUMAN SERVICES			3	100%	3
SARASOTA PERSONAL MEDICINE		2	1	33%	3
LOYOLA UNIVERSITY MEDICAL CENTER LABORATORY			3	100%	3
MURFREESBORO MEDICAL CLINIC		3			3
CENTRAL DUPAGE HOSPITAL			3	100%	3
AIRPORT CLINIC			3	100%	3
CUMBERLAND MEDICAL CENTER INC		3			3
Sears Coastal Nursing and Rehab		3			3
CAPTIAL REGIONAL MEDICAL CENTER			3	100%	3
Medilodge of Montrose		3			3
DELAWARE PUBLIC HEALTH LABORATORY		1	2	67%	3
BAPTIST PRIMARY CARE FERNANDINA BEACH			3	100%	3
CVS PA1074POCT KENNETT SQUARE		3			3
NORTH DAKOTA DEPT OF HEALTH MICROBIOLOGY		1	2	67%	3
NHC HealthCare Anniston		3			3
CORTLAND COUNTY HEALTH DEPARTMENT		3			3
MEDEXPRESS URGENT CARE-CHIPPEWA		2	1	33%	3
CARENOW-LEBANON		1	2	67%	3
MC DIAGNOSTIC OF CONNECTICUT, PC #114		3			3
WINDER NURSING INC DBA WINDER HEALTH CARE		3			3
SOUTH MIAMI HOSPITAL			3	100%	3
ORLANDO REGIONAL HEALTH SERVICES		1	2	67%	3
VIRTUA MEMORIAL HOSPITAL BURLINGTON COUNTY		1	2	67%	3
VELOCITY CARE			3	100%	3
ELITE PRIMARY CARE OF WAYCROSS			3	100%	3
PHYSICIANS CARE INC		1	2	67%	3
SHANDS AT LAKE SHORE LAB		1	2	67%	3
Rosedale Green		3			3
Westside Terrace		3			3
RICHMOND CITY DEPARTMENT OF PUBLIC HEALTH			3	100%	3
LEVY COUNTY DEPT. OF PUBLIC SAFETY		1	2	67%	3
PROVIDENCE LABORATORY SERVICES		3			3
BROOKDALE SENIOR LIVING			3	100%	3
HILLVIEW LABORATORY			3	100%	3
CVS CA9803POCT RIVERSIDE		3			3
CVS MD4371POCT OCEAN CITY		3			3
MANORCARE NURSING & REHABILITATION CENTER-NAPLES		3			3
TERRACE OF ST CLOUD, THE		2	1	33%	3
MID FLORIDA CLINICAL LABORATORY		2	1	33%	3
ERIE COUNTY PUBLIC HEALTH CLINICAL		3			3
MEDIC INFUSION PA		3			3
Kroger 592 - The Little Clinic Alexander Plaza		2	1	33%	3

COVID-19: testing by laboratory

Data through Mar 10, 2021 verified as of Mar 11, 2021 at 09:25 AM

Data in this report are provisional and subject to change.

The numbers in the table below represent the number of Florida and non-Florida residents for whom test results were received by the Department of Health. A person can be tested by more than one laboratory and can have both positive and negative results. **Therefore, the sum of the numbers in each column will be larger than the total number of people tested.**

Reporting lab	Inconclusive	Negative	Positive	Percent positive	Total
Fort Gaines Health and Rehab		3			3
COL CROSSROAD		1	2	67%	3
BNC Medical Investors, LLC Berrien Nursing & Rehabilitation Center		3			3
PEDIATRICS AND ADOLESCENT MEDICINE		2	1	33%	3
YORK HOSPITAL - LABORATORY			3	100%	3
Broadview Multi-Care Center		3			3
CVS MD1881POCT DUNKIRK		3			3
BLOOMIN BRANDS WELLNESS CENTER		2	1	33%	3
WELLSTAR KENNESTONE HOSPITAL			3	100%	3
SOLERA SPECIALTY PHARMACY LLC		2	1	33%	3
OPENTRONS PRL		2	1	33%	3
MINUTE CLINIC LLC #0169		3			3
CVS MA1852POCT MEDWAY		3			3
CVS CA9721POCT ARCADIA		3			3
Kroger 387 - The Little Clinic Hubbards Lane		3			3
BROOME COUNTY HEALTH DEPARTMENT		2	1	33%	3
ADVENTHEALTH SEBRING- INFECTION CONTROL DEPARTMENT			3	100%	3
ALOHA HOME CARE LLC DBA ACCENTCARE HOME HEALTH OF		3			3
MUNSON MEDICAL CENTER			3	100%	3
EXPEDIAN URGENT CARE			3	100%	3
ADVANCED MEDICAL RESEARCH CENTER LLC			3	100%	3
CENTRAL FLORIDA INTERNAL OCCUPATIONAL AND		3			3
FIRST PHYSICIANS GROUP - LORRAINE CORNERS		3			3
ESTERO FIRE RESCUE		3			3
CLINICAL CARE CENTER, INC			3	100%	3
AZALEALAND NURSING HOME		3			3
SCHIFF CENTER FOR LIVER DISEASES		1	2	67%	3
CVS MINUTE CLINIC DIAGNOSTIC MED GRP		3			3
ACCESS HEALTH CARE		2	1	33%	3
SERENADES BY SONATA		1	2	67%	3
THE PATHOLOGY LABORATORY		1	2	67%	3
CROWNE HEALTH CARE OF FORT PAYNE		2	1	33%	3
CVS GA5637POCT VILLA RICA		3			3
CVS KY4779POCT LOUISVILLE		2	1	33%	3
CVS MINUTE CLINIC DIAGNOSTIC MED GRP OF CAL		3			3
HAVEN CUSTEAD CARE CENTER			3	100%	3
FLAGLER FAMILY MEDICINE PA			3	100%	3
Marian Manor, Inc		3			3
CVS NJ837POCT MARLTON		3			3
AMI ST FRANCIS HOSPITAL LABORATORY		2	1	33%	3
WAL-MART STORES EAST LP		2	1	33%	3
MARYLAND STATE DEPT OF HEALTH	2		1	33%	3
SUNDALE NURSING HOME		3			3
CLINICA HISPANIA			3	100%	3
WELLMED AT APOLLO BEACH BLVD		1	2	67%	3
MAYO		1	2	67%	3
PROHEALTH PRIMARY CARE - GLEN OAKS		3			3

COVID-19: testing by laboratory

Data through Mar 10, 2021 verified as of Mar 11, 2021 at 09:25 AM

Data in this report are provisional and subject to change.

The numbers in the table below represent the number of Florida and non-Florida residents for whom test results were received by the Department of Health. A person can be tested by more than one laboratory and can have both positive and negative results. **Therefore, the sum of the numbers in each column will be larger than the total number of people tested.**

Reporting lab	Inconclusive	Negative	Positive	Percent positive	Total
MEDEXPRESS URGENT CARE, CHAMBERSBURG		2	1	33%	3
CVS MI8049POCT WATERFORD		3			3
COVID PROCESSING SITE			3	100%	3
CVS SC5471POCT LEXINGTON		2	1	33%	3
TAYLOR MANOR		1	2	67%	3
MEDEXPRESS URGENT CARE - NORTH LITTLE		2	1	33%	3
CELEBRATION PRIMARY CARE ASSOCIATES LLC		3			3
NOVANT HEALTH PRESBYTERIAN		2	1	33%	3
CVS AZ9210POCT SCOTTSDALE		3			3
FLORIDA MENTOR-POINT WEST CLUSTER		3			3
ST VINCENTS AMBULATORY CARE INC		1	2	67%	3
CVS RI326POCT NORTH SMITHFIELD		3			3
FHPG TAMPA PRIMARY CARE			3	100%	3
AUSTIN PUBLIC HEALTH			3	100%	3
LAHEY CLINIC MEDICAL CENTER			3	100%	3
INTERNAL MEDICINE & PEDIATRICS WELLNESS CENTER			3	100%	3
UNIVERISTY OF MEMPHIS ATHLETIC TRAINI		3			3
UNITY HEALTH AND REHABILITATION CENTER			3	100%	3
WHITE EARTH IHS MAIN LAB		3			3
SANIBEL MEDICAL CLINIC			2	100%	2
CVS NM8918POCT ALBUQUERQUE		2			2
RAPID MEDLAB (004MO)		2			2
IN AND OUT URGENT CARE			2	100%	2
FHCP ASC - ORANGE CITY			2	100%	2
PREMIER MOBILE HEALTH SERVICES, LLC			2	100%	2
MEDEXPRESS URGENT CARE - ROSS TOWNSHIP		2			2
UW HOSPITAL AND CLINICS		1	1	50%	2
HUMILITY OF MARY HEALTH PARTNERS			2	100%	2
MEDEXPRESS URGENT CARE - LINCOLN N 26T		2			2
EVERYBODY'S FAMILY CLINIC		2			2
MASSACHUSETTS DEPARTMENT OF HEALTH			2	100%	2
LAKE BALDWIN			2	100%	2
MEDEXPRESS - WILMINGTON KIRKWOOD HIGHWAY		2			2
ADVOCATE SHERMAN HOSPITAL			2	100%	2
GULF COAST MEDICAL CENTER RESPIRATORY CARE			2	100%	2
PALM MEDICAL CENTER - PLANT CITY☐		2			2
QUEST DIAGNOSTICS INCORPORATED			2	100%	2
MINUTE CLINIC DIAGNOSTIC OF KANSAS PA		2			2
WALGREENS #05477		2			2
METROHEALTH SYSTEM			2	100%	2
ATVIVO LLC		2			2
MIDDLE TENN MENTAL HEALTH INSTITUTE		2			2
Kroger 441 - The Little Clinic Middletown		2			2
SHERIDAN AT HOBE SOUND, THE			2	100%	2
NORTH MANATEE HEALTH CARE CENTER			2	100%	2
SCDHEC BUREAU OF LABORATORIES			2	100%	2
DELAWARE DIAGNOSTICS LABS			2	100%	2

COVID-19: testing by laboratory

Data through Mar 10, 2021 verified as of Mar 11, 2021 at 09:25 AM

Data in this report are provisional and subject to change.

The numbers in the table below represent the number of Florida and non-Florida residents for whom test results were received by the Department of Health. A person can be tested by more than one laboratory and can have both positive and negative results. **Therefore, the sum of the numbers in each column will be larger than the total number of people tested.**

Reporting lab	Inconclusive	Negative	Positive	Percent positive	Total
OAKMONT EAST- GREENVILLE SC, LLC		2			2
UT PATH			2	100%	2
CVS CT288POCT BRISTOL		2			2
ADVENTIST HINSDALE HOSPITAL LABORATORY			2	100%	2
ORLANDO HEALTH PHYSICIAN GROUP			2	100%	2
MEDEXPRESS URGENT CARE - SPRINGDALE, S 40TH STREET		2			2
DOWN HOME MEDICAL			2	100%	2
NORTHSIDE FAMILY MEDICINE AND URGENT CARE (EAST COBB)		2			2
MAWD PATHOLOGY GROUP			2	100%	2
MARCO ISLAND MEDICAL CENTER			2	100%	2
UWMC MONTLAKE DEPT OF LAB MED			2	100%	2
SMITH NORTHVIEW HOSPITAL LAB			2	100%	2
MEDEXPRESS URGENT CARE - JEANNETTE		2			2
CVS NH6596POCT HAMPTON		2			2
OSF ST JOSEPH MEDICAL CENTER			2	100%	2
UNIVERSITY OF MIAMI SCCC RESEARCH LABORATORY			2	100%	2
IN & OUT URGENT CARE METAIRIE			2	100%	2
INTERMOUNTAIN MEDICAL CENTER			2	100%	2
DOCTOR'S IN-HOUSE LAB/COMMUNITY HEALTH CENTERS OF PINELLAS – JOHNNIE R			2	100%	2
MINUTECLINIC DIAGNOSTIC PA #7110		2			2
DMC UNIVERSITY LABORATORIES		1	1	50%	2
MINUTECLINIC #1773		2			2
SWEETWATER NURSING CENTER		2			2
FLORIDA MEDICAL CENTER OF CLEARWATER		2			2
GRACE HEALTHCARE OF LAKE WALES		1	1	50%	2
FLORIDA MEDICAL CLINIC CARDIOLOGY-ZH			2	100%	2
CARTER BLOOD CARE			2	100%	2
MAYO CLINIC COUMADIN CLINIC LABORATORY		1	1	50%	2
ROPER HOSPITAL			2	100%	2
JACKSON LABORATORY OF GENOMIC MEDICINE		2			2
Jackson Health Care Facility			2	100%	2
METHODIST MANSFIELD MEDICAL CENTER			2	100%	2
BERNHARDT LABORATORIES INC			2	100%	2
NEWTON MEMORIAL HOSPITAL		2			2
RAPID RESULT CORP LLC		1	1	50%	2
VIRGINIA DEPT OF HEALTH OFFICE OF EPIDEMIOLOGY			2	100%	2
AUGUSTA HEALTH SKILLED CARE			2	100%	2
PM PEDIATRICS OF SELDEN, PLLC		2			2
STATE OF FLORIDA			2	100%	2
ManorCare Rehab Center of Marietta		2			2
CHAPPEL GROUP RESEARCH, THE		2			2
ALL PEDIATRIC CARE PA			2	100%	2
THE FOUNTAIN AT BOCA CIEGA BAY		2			2
PUBLIC HEALTH LABORATORY	1		1	50%	2
MARLBORO URGENT CARE		2			2
CVS MA447POCT NORTHAMPTON		2			2
BRANDYWYNE HEALTH CARE CENTER			2	100%	2

COVID-19: testing by laboratory

Data through Mar 10, 2021 verified as of Mar 11, 2021 at 09:25 AM

Data in this report are provisional and subject to change.

The numbers in the table below represent the number of Florida and non-Florida residents for whom test results were received by the Department of Health. A person can be tested by more than one laboratory and can have both positive and negative results. **Therefore, the sum of the numbers in each column will be larger than the total number of people tested.**

Reporting lab	Inconclusive	Negative	Positive	Percent positive	Total
STANFORD HEALTH CARE ANATOMIC PATHOLOGY & CLINICAL LAB			2	100%	2
University Plaza Rehabilitation and Nursing			2	100%	2
CARESPOT URGENT CARE		1	1	50%	2
AFC URGENT CARE/FARRAGUT			2	100%	2
MC DIAGNOSTIC OF CONNECTICUT, PC #252		1	1	50%	2
Heartland Healthcare Center Boca Raton			2	100%	2
LEHIGH MEDICAL AND RESEARCH CENTER, INC			2	100%	2
SAFE PMC		2			2
LACORP		1	1	50%	2
BIOHEALTH MEDICAL LAB INC			2	100%	2
Kroger 686 - The Little Clinic Farragut		2			2
GOUVERNEUR HOSPITAL LABORATORY		2			2
Kroger 412 - The Little Clinic Oxford		2			2
SWEDISH COVENANT HOSPITAL			2	100%	2
VITAL CARE CLINIC, LLC			2	100%	2
CVS NJ2508POCT MANALAPAN		2			2
ASCENSION ST MICHAEL'S HOSPITAL LAB		1	1	50%	2
CVS OH6185POCT PICKERINGTON		2			2
JEFFERSON WASHINGTON TOWNSHIP HOSPITAL		2			2
LABCORP OF AMERICA HOLDINGS		1	1	50%	2
Atlanta VAMC		1	1	50%	2
NEMOURS CHILDREN'S URGENT CARE LAKE NONA			2	100%	2
MINUTECLINIC DIAGNOSTIC OF PA LLC		2			2
MID-FLORIDA HEMATOLOGY AND ONCOLOGY CENTERS		2			2
URGENT CARE AND SURGERY CENTER			2	100%	2
APPLING NURSING & REHABILITATION PAVIL		2			2
CENTRAL ARKANSAS VETERANS HEALTHCARE SYSTEM - VETERANS AFFAIRS			2	100%	2
WILSON MEMORIAL HOSPITAL			2	100%	2
MEDICAL CENTER LABORATORY			2	100%	2
MINUTECLINIC, LLC, DBA MINUTECLINIC #4		2			2
CARE ATC SUN HYDRAULICS TALLAVAST			2	100%	2
PruittHealth Lakehaven		2			2
SIMMONS			2	100%	2
PROSPECT URGENT CARE			2	100%	2
HEALTH GROUP CENTER INC			2	100%	2
SENDER RETREAT ADULT DAY CARE CENTERS			2	100%	2
DEBORAH HEART AND LUNG CENTER		2			2
CARE NOW DENTON			2	100%	2
CVS IL1170POCT JOLIET		2			2
ACN PHYSICIANS GROUP CORP			2	100%	2
ROCKWALL URGENT CARE			2	100%	2
MINUTECLINIC DIAGNOSTIC MEDICAL		2			2
MEDEXPRESS URGENT CARE-SELINGSGROVE		2			2
FEDERAL CORRECTIONAL INSTITUTION MARIANNA			2	100%	2
F W HUSTON MEDICAL CENTER SENIOR LIVIN		2			2
SHELBYVILLE HOSPITAL COMPANY		2			2
CATHOLIC HEALTH LABORATORY SERVICES		2			2

COVID-19: testing by laboratory

Data through Mar 10, 2021 verified as of Mar 11, 2021 at 09:25 AM

Data in this report are provisional and subject to change.

The numbers in the table below represent the number of Florida and non-Florida residents for whom test results were received by the Department of Health. A person can be tested by more than one laboratory and can have both positive and negative results. **Therefore, the sum of the numbers in each column will be larger than the total number of people tested.**

Reporting lab	Inconclusive	Negative	Positive	Percent positive	Total
QUEENS UNIVERSITY OF CHARLOTTE		2			2
COVANCE			2	100%	2
CIMA MEDICAL CENTER		1	1	50%	2
UNIVERSITY OF MISSOURI HEALTH CARE			2	100%	2
MINUTECLINIC DIAGNOSTIC OF NEVADA-9586		1	1	50%	2
Lake Charles Healthcare LLC dba Landmark Lake Charles			2	100%	2
BAYLOR COLLEGE OF MEDICINE			2	100%	2
MEDEXPRESS URGEN CARE - EAST BRUNSWICK		2			2
SOMA MEDICAL CENTER PA #3 GREENACRES			2	100%	2
TEXAS REGIONAL ASTHMA & ALLERGY CENTER			2	100%	2
HOUSTON HEALTH DEPARTMENT - BUREAU OF LABORATORY SERVICES			2	100%	2
MEDEXPRESS URGENT CARE - SOUTH CHARLESTON		2			2
JRS LABORATORY			2	100%	2
SUNCOAST COMMUNITY HEALTH CENTERS INC		2			2
RAINY LAKE MEDICAL CENTER			2	100%	2
MAYO CLINIC GROUP PRACTICE LABORATORY			2	100%	2
LONG, SARAH		1	1	50%	2
Lakeside Oaks Care Center			2	100%	2
BFT LAB			2	100%	2
CVS AZ33POCT TEMPE		2			2
CPL LABS			2	100%	2
A+ URGENT/PRIMARY CARE			2	100%	2
PRIMACARE MEDICAL LAKEWOOD			2	100%	2
VALLEY BAPTIST MEDICAL CENTER: BROWNSVILLE			2	100%	2
Beth Sholom Home of Eastern Virginia		1	1	50%	2
Kroger 127 - The Little Clinic Lakewood-Alameda		2			2
RAJ K PAI MD PA			2	100%	2
CROSSROADS			2	100%	2
SELECT MEDICAL CLINIC			2	100%	2
EASTERN NIAGARA HOSPITAL		2			2
CVS AZ9290POCT PHOENIX		2			2
BIOMAT USA			2	100%	2
MAGNOLIA ADULT, LLC			2	100%	2
CROSSTOWN PHARMACY		2			2
MEDEXPRESS URGENT CARE - BROOKHAVEN		2			2
PRIMARY CARE SERVICES AT EDGEWATER		2			2
SPRINGS MEDICAL LAB		1	1	50%	2
LOWELL GENERAL HOSPITAL			2	100%	2
POINT OF CARE PRIVATE HEALTH MANAGEMENT			2	100%	2
Imboden Creek Living Center		2			2
Parkridge Specialty Care		2			2
THE RIM URGENT CARE			2	100%	2
JMC TALLAHASSEE, LLC			2	100%	2
BAYCARE OUTREACH LAB			2	100%	2
ASSOCIATES IN UROGYNECOLOGY MD LLC		2			2
MEDEXPRESS URGENT CARE-SALINA, S 9TH ST		2			2
CLEVELAND CLINIC FLORIDA LABORATORY			2	100%	2

COVID-19: testing by laboratory

Data through Mar 10, 2021 verified as of Mar 11, 2021 at 09:25 AM

Data in this report are provisional and subject to change.

The numbers in the table below represent the number of Florida and non-Florida residents for whom test results were received by the Department of Health. A person can be tested by more than one laboratory and can have both positive and negative results. **Therefore, the sum of the numbers in each column will be larger than the total number of people tested.**

Reporting lab	Inconclusive	Negative	Positive	Percent positive	Total
ST. MARY'S MEDICAL CENTER EVANSVILLE, INC			2	100%	2
DALLAS VA MEDICAL CENTER - VA NORTH TEXAS HEALTH CARE SYSTEM			2	100%	2
DOCTORS CARE OF PALM COAST			2	100%	2
MAGNOLIA MANOR OF COLUMBUS		2			2
SOUTH DAKOTA DEPARTMENT OF HEALTH		2			2
MEDEXPRESS URGENT CARE - SPRINGFIELD, COOLEY ST		2			2
ANDERSON COUNTY HOSPITAL			2	100%	2
MEDEXPRESS URGENT CARE - RUNNEMEDE		1	1	50%	2
COMMUNITY HEALTH CENTERS OF PINELLAS, INC			2	100%	2
PALM BAY COMMUNITY OUTPATIENT CLINIC		2			2
AMICUS MEDICAL CENTER LLC			2	100%	2
PREMIER MEDICAL LABORATORY			2	100%	2
Essex Center for Rehabilitation and Healthcare		2			2
SUMMERFIELD RETIREMENT LIVING, INC			2	100%	2
AHC Forest cove		2			2
Alden Terrace of McHenry			2	100%	2
BMC/JACSONVILLE		1	1	50%	2
WHITESANDS OUTPATIENT TREATMENT		2			2
RRMC CREEKSIDE LAB		2			2
MOUNT SINAI AVENTURA DIAGNOSTIC CENTER			2	100%	2
MEMORIAL HEALTH UNIVERSITY MEDICAL CENTER			2	100%	2
JORDAN VALLEY MEDICAL CENTER			2	100%	2
ILLINOIS DEPT OF PUBLIC HEALTH LABS			2	100%	2
DEKALB MEDICAL CENTER LABORATORY			2	100%	2
FLORIDA DEPARTMENT OF HEALTH PINELLAS COUNTY-			2	100%	2
MEDEXPRESS URGENT CARE - ANDERSON		2			2
MAURY REGIONAL MEDICAL CENTER		2			2
PICHARDO CLINIC, THE			2	100%	2
NIAGARA APOTHECARY INC		2			2
MEDEXPRESS URGENT CARE - OMAHA N 72 ST		2			2
OCALA REGIONAL KIDNEY CENTER-WEST			2	100%	2
CVS MA1945POCT HANOVER		2			2
CIGNA GATEWAY			2	100%	2
MOBILE COUNTY HEALTH DEPARTMENT		1	1	50%	2
BOSTON MEDICAL CENTER			2	100%	2
PHOEBE BERKS HEALTH CARE CENTER		2			2
HOCHBERG LOWER SCHOOL		2			2
SANFORD REGIONAL HOSPITAL WORTHINGTON		2			2
MORRISTOWN MEMORIAL HOSPITAL		2			2
Workmens Circle Multicare Center		2			2
VENICE URGENT CARE – GULF COAST			2	100%	2
MADISON HOSPITAL LABORATORY			2	100%	2
TRINITY DIALYSIS			2	100%	2
BAPTIST HOSPITAL OF MIAMI MCI BROWARD LABORATORY			2	100%	2
PHYSICIANS LABORATORY SERVICES			2	100%	2
NORTHSIDE FAMILY MEDICINE AND URGENT CARE (HOLLY SPRINGS)		2			2
LABRADOR PRIMARY CARE CENTER			2	100%	2

COVID-19: testing by laboratory

Data through Mar 10, 2021 verified as of Mar 11, 2021 at 09:25 AM

Data in this report are provisional and subject to change.

The numbers in the table below represent the number of Florida and non-Florida residents for whom test results were received by the Department of Health. A person can be tested by more than one laboratory and can have both positive and negative results. **Therefore, the sum of the numbers in each column will be larger than the total number of people tested.**

Reporting lab	Inconclusive	Negative	Positive	Percent positive	Total
HAMILTON COUNTY HEALTH DEPARTMENT		2			2
Kroger 777 - The Little Clinic Shelbyville		1	1	50%	2
KAILOS GENETICS INC			2	100%	2
CVS OH5457POCT POWELL		2			2
MONICE DR.			2	100%	2
Colonial Manor Nursing and Rehabilitation Center		2			2
BENEVA LAKES ASSISTED LIVING CENTER			2	100%	2
CVS AZ5892POCT LAVEEN		2			2
BAY CORRECTIONAL AND REHABILITATION FACILITY			2	100%	2
ATHENA CARE RESOURCES LLC		2			2
FRASER MEMORIAL HOSPITAL		1	1	50%	2
CITY OF NEW YORK DEPARTMENT OF HEALTH			2	100%	2
JACKSONVILLE VA OPC			2	100%	2
CVS TX7603POCT SAGINAW		2			2
MEMORIAL HERMANN CONSOLIDATED LABORATORY SERVICES			2	100%	2
NORTHEAST FLORIDA HEALTH SERVICES, INC DBA FAMILY HEALTH SOURCE			2	100%	2
FLAGLER PROFESSIONAL HEALTH CAE SERVICES INC		2			2
BD MEDICAL SYSTEMS			2	100%	2
CVS TX3292POCT WYLIE		2			2
Piney Grove Nursing and Rehabilitation Center		2			2
FKC AMELIA ISLAND DIALYSIS			2	100%	2
GOLISANO PEDIATRICS PORT CHARLOTTE HARBOR		2			2
Loretto Health and Rehabilitation Center		2			2
ROBERTS WESLEYAN COLLEGE HEALTH CENTE		2			2
REGIONAL MEDICAL CENTER BAYONET POINT			2	100%	2
INA		1	1	50%	2
FLORIDA COMMUNITY HEALTH CENTERS, INC.			2	100%	2
Stillwater Healthcare		2			2
CVS SC4286POCT EASLEY		2			2
MEMORIAL HOSPITAL OF CARBONDALE			2	100%	2
DEPT OF HEALTH			2	100%	2
ADVENTHEALTH IMAGING LAKE NONA			2	100%	2
CVS SC2497POCT LEXINGTON		2			2
Delaware Court Healthcare Center		2			2
STARR CITY OF ROMA COMMUNITY CENTER			2	100%	2
LAKEVIEW HEALTH CARE SYSTEM LLC			2	100%	2
COLUMBIA COTTAGE		2			2
MINUTECLINIC DIAGNOSTIC OF NEW MEXICO LLC #7552		2			2
RENFREW CENTERS INC		2			2
Good Samaritan Society Waukon		2			2
MEDEXPRESS URGENT CARE - LINCOLN VILLA		2			2
DRR JMC URGENT CARE DONALD ROSS			2	100%	2
MINUTECLINIC DIAGNOSTIC OF TEXAS, LLC #7435		2			2
PEDIATRIC HEALTH CARE		1	1	50%	2
RHODE ISLAND DEPARTMENT OF HEALTH LABORATORIES			2	100%	2
MEDEXPRESS URGENT CARE-MT PLEASANT		1	1	50%	2
WESTMINSTER SUNCOAST			2	100%	2

COVID-19: testing by laboratory

Data through Mar 10, 2021 verified as of Mar 11, 2021 at 09:25 AM

Data in this report are provisional and subject to change.

The numbers in the table below represent the number of Florida and non-Florida residents for whom test results were received by the Department of Health. A person can be tested by more than one laboratory and can have both positive and negative results. **Therefore, the sum of the numbers in each column will be larger than the total number of people tested.**

Reporting lab	Inconclusive	Negative	Positive	Percent positive	Total
STARLING AT SAN JOSE			2	100%	2
CONCENTRA - PLANT CITY		2			2
BAYCARE OUTREACH LAB WH SOUTH			2	100%	2
CDK LIBERTY ENTERPRISES, LLC		2			2
AFC PHYSICIANS OF FLORIDA, PA			2	100%	2
CVS MA920POCT CLINTON		2			2
MERCY CONVENIENT CARE			2	100%	2
MEDEXPRESS URGENT CARE-BLOOMFIELD AVEN		2			2
VALUE DRUGS BRONXVILLE INC		2			2
OPP HEALTH AND REHABILITATION		2			2
ST JOHN'S RIVERSIDE HOSPITAL		2			2
Huntington Health Care and Rehabilitation Center		2			2
LAB CORP OF AMER SAN DIEGO			2	100%	2
Advanced Rehabilitation and Healthcare of Wichita Falls		2			2
CHILDREN'S MEDICAL CENTER-EAST ORLANDO			2	100%	2
FAMILY CARE SPECIALISTS OF ORLANDO			2	100%	2
DESERT HOSPITAL/CPHU CLINICAL LABORATORY			2	100%	2
CHI MEMORIAL PRIMARY CARE ASSOCIATES-A		2			2
GENOTOX LABORATORIES		1	1	50%	2
ENVOY OF FORK UNION, LLC DBA ENVOY AT THE VILLAGE		2			2
CVS IN6559POCT AVON		2			2
Kroger 519 - The Little Clinic Georgesville Square		2			2
DUKE HEALTH REGIONAL HOSPITAL			2	100%	2
PALM COAST DIALYSIS		2			2
ARCPOINT LABS OF ALTAMONTE SPRINGS			2	100%	2
Bedford Care Center of Hattiesburg		2			2
Kroger 400 - The Little Clinic Hartley Bridge Rd		1	1	50%	2
ESCANDON DIAGNOSTIC CLINIC			2	100%	2
LAKE SUCCESS EXTENDED CARE		2			2
PARKRIDGE MEDICAL CENTER			2	100%	2
Camellia Gardens		2			2
SPECIALTY LABORATORIES			2	100%	2
MEDRITE MEDICAL CARE PC		2			2
MINUTE CLINIC DIAGNOSTIC OF VIRGINIA, LLC #6292		2			2
Great Lakes Health Center			2	100%	2
AYASS BIOSCIENCE LLC			2	100%	2
New Jersey Aim At Smg		2			2
UNIVERSITY HEALTH SERVICES RIVER CAMPUS		2			2
CVS NV8784POCT LAS VEGAS		1	1	50%	2
MAINE CENTER FOR DISEASE CONTROL AND PREVENTION			2	100%	2
BAYCARE LABORATORIES			2	100%	2
WEST COAST PEDIATRICS			2	100%	2
AdventHealth Care Center Orlando North			2	100%	2
BIRMINGHAM INTERNAL MEDICINE ASSOCIATE		1	1	50%	2
Hackensack Univ Medical Center At Pasc		1	1	50%	2
CVS MA137POCT QUINCY		2			2
CREATIVE HEALTH CENTER			2	100%	2

COVID-19: testing by laboratory

Data through Mar 10, 2021 verified as of Mar 11, 2021 at 09:25 AM

Data in this report are provisional and subject to change.

The numbers in the table below represent the number of Florida and non-Florida residents for whom test results were received by the Department of Health. A person can be tested by more than one laboratory and can have both positive and negative results. **Therefore, the sum of the numbers in each column will be larger than the total number of people tested.**

Reporting lab	Inconclusive	Negative	Positive	Percent positive	Total
PANCARE HEALTH - SNEADS ELEMENTARY			2	100%	2
HOLY FAMILY MEDICAL CENTER		1	1	50%	2
RELIANCE MEDICAL CENTER			2	100%	2
ORMOND BEACH URGENT CARE			2	100%	2
GENETIC ASSAYS INC			2	100%	2
SPRINGFIELD HOSPITAL LABORATORY			2	100%	2
Greystone Nursing and Rehab, LLC			2	100%	2
MILFORD REGIONAL HOSPITAL			2	100%	2
HARRINGTON PARK HEALTH AND REHAB		2			2
Birchaven		2			2
RIGHT AT HOME			2	100%	2
Tidelands Health Rehabilitation Hospital			2	100%	2
STOP URGENT CARE			2	100%	2
FIRST CHOICE MEDICAL PC			2	100%	2
NEW YORK PHYSICIANS LLP		2			2
MEASE COUNTRYSIDE HOSPITAL CARDIAC REH			2	100%	2
CHNJ		2			2
Kroger 672 - The Little Clinic Bill Kennedy & Glenwood		2			2
THE EDGEWATER AND WATERMAN VILLAGE			2	100%	2
MEMORIAL HEALTH SYSTEM		1	1	50%	2
SCIENTIFIC LABORATORY COMPANY		2			2
Walgreens #9278		2			2
WALGREENS #06583		2			2
PRIMARY HEALTH CARE ASSOCIATES INC			2	100%	2
UNIVERSITY COMMUNITY HEALTH SERVICES		1	1	50%	2
INSPIRIT SENIOR LIVING			2	100%	2
FIRST PREVENTION AND DIALYSIS CENTER LLC			2	100%	2
MIDDLEBURG PEDIATRICS			2	100%	2
TREASURE COAST INFECTIOUS DISEASE CONSULTANTS		1	1	50%	2
WELL HEALTH LABS			2	100%	2
MINUTECLINIC DIAG OF IND, LLC #6250		2			2
SOUTHERN SURGICAL ARTS		2			2
RDX BIOSCIENCE INC			2	100%	2
Kroger 101 - The Little Clinic Hill Top		2			2
CVS M010151POCT SPRINGFIELD		1	1	50%	2
Garden Isle Healthcare and Rehabilitation Center		2			2
BAYSTATE MEDICAL CENTER		1	1	50%	2
ACCESS LABORATORIES LLC			2	100%	2
GULF COAST REGIONAL MEDICAL CARE		2			2
COMMUNITY HEALTH CENTERS INC			2	100%	2
CVS PA7611POCT ALLISON PARK		2			2
PALM CITY NURSING AND REHAB CENTER			2	100%	2
BAYSHORE MEDICAL CENTER			2	100%	2
MANSFIELD MEDICAL LODGE			2	100%	2
FLORIDA DEPARTMENT OF HEALTH (FDOH)			2	100%	2
Kroger 745 - The Little Clinic Somerset		2			2
MAYO CLINIC BEACHES PRIMARY CARE CTR		2			2

COVID-19: testing by laboratory

Data through Mar 10, 2021 verified as of Mar 11, 2021 at 09:25 AM

Data in this report are provisional and subject to change.

The numbers in the table below represent the number of Florida and non-Florida residents for whom test results were received by the Department of Health. A person can be tested by more than one laboratory and can have both positive and negative results. **Therefore, the sum of the numbers in each column will be larger than the total number of people tested.**

Reporting lab	Inconclusive	Negative	Positive	Percent positive	Total
RIVERSIDE METHODIST HOSPITAL LAB			2	100%	2
J AND J VISTAKON EMPLOYEE HEALTH CENTER		1	1	50%	2
CLEVELAND CLINIC IMAGING			2	100%	2
HELEN HAYES HOSPITAL LABORATORY		2			2
CARENOW LENEXA			2	100%	2
APC PEDIATRICS			2	100%	2
BOSTON PUBLIC HEALTH COMMISSION			2	100%	2
BAPTIST HEALTHCARE - LAKEVIEW CENTER INC		2			2
BAPTIST HOSPITAL INTERNAL MEDICINE GULF BREEZE			2	100%	2
ADVANCED MEDICAL CARE			2	100%	2
EXPRESS CARE OF THE SHOALS		1	1	50%	2
CVS AZ5477POCT SURPRISE		2			2
ST. ELIZABETH HEALTHCARE			2	100%	2
Hartwell Health and Rehabilitation		2			2
Kroger 619 - The Little Clinic Hendersonville Indian Lake		2			2
CVS GA2279POCT SUWANEE		2			2
ASCENSION ST VINCENT'S RIVERSIDE			2	100%	2
NYU LANGONE HUNTINGTON MEDICAL GROUP		2			2
THOMASVILLE REGIONAL MEDICAL CENTER		2			2
MEMORIAL HOSPITAL OF SOUTH BEND			2	100%	2
UNIVERSITY OF MARYLAND MEDICAL CENTER			2	100%	2
WISE HEALTH SYSTEM		1	1	50%	2
MISSION HOSPITAL REGIONAL MEDICAL CENTER			2	100%	2
VALUE DRUGS GREENLAWN INC		2			2
MAJESTIC GUARDIANS			2	100%	2
Iowa Veterans Home		2			2
BELLIN HOSPITAL			2	100%	2
NEW BRIDGE MEDICAL CENTER		2			2
HOLY TRINITY PHARMACY LLC		2			2
MEDEXPRESS URGENT CARE - WOODBURY			2	100%	2
PREMIER PEDIATRICS LLC			2	100%	2
SINAI POST ACUTE NURSING AND REHAB CE		2			2
STARR COUNTY MEMORIAL HOSPITAL			2	100%	2
CITRUS HEALTH NETWORK INC			2	100%	2
LIFELINK OF FLORIDA		1	1	50%	2
DASCENA LAB			2	100%	2
CSS- TWELVE OAKS			2	100%	2
PRECISION CLINICAL RESEARCH			2	100%	2
US LABS		2			2
HOME CARE PHARMACY OF PALM COAST INC		2			2
DELRAY BEACH HEALTH DEPT LAB			2	100%	2
WISCONSIN STATE LABORATORY OF HYGIENE		1	1	50%	2
HANOVER ENDOSCOPY CENTER		2			2
SARASOTA MEMORIAL MEDICAL URGENT CARE CENTER			2	100%	2
Kroger 328 - The Little Clinic Henderson Road		2			2
BIONIC TECHNOLOGIES CORPORATION			2	100%	2
Manorcare Health Services West Reading North		2			2

COVID-19: testing by laboratory

Data through Mar 10, 2021 verified as of Mar 11, 2021 at 09:25 AM

Data in this report are provisional and subject to change.

The numbers in the table below represent the number of Florida and non-Florida residents for whom test results were received by the Department of Health. A person can be tested by more than one laboratory and can have both positive and negative results. **Therefore, the sum of the numbers in each column will be larger than the total number of people tested.**

Reporting lab	Inconclusive	Negative	Positive	Percent positive	Total
MD NOW URGENT CARE MEDICAL CENTERS INC			2	100%	2
Robert Cranfield			2	100%	2
TRICORE REFERENCE LABORATORY		1	1	50%	2
INSPIRE HEALTHCARE CENTER			2	100%	2
SOUTHCARE PHARMACY INC			2	100%	2
Cortland Acres Association		2			2
FLORIDA MEDICAL CENTER			2	100%	2
GRANDVIEW COLLEGE STUDENT HEALTH CENTE		2			2
CLINICAL CARE INC			2	100%	2
NATIONAL JEWISH HEALTH			2	100%	2
CHIEFLAND MEDICAL CENTER LLC			2	100%	2
NAVAL MEDICAL CENTER			2	100%	2
VETERANS AFFAIRS MEDICAL CENTER - GREATER LOS ANGELES			2	100%	2
CVS CA9606POCT TEMECULA		2			2
COOPER CLINIC			2	100%	2
MEDAILLE COLLEGE WELLNESS CENTER		2			2
CAREWELL JW - WORCESTER LNC			2	100%	2
GIGI WOOD DAVIS DO-FAMILY MEDICINE		2			2
CVS TX7288POCT DALLAS		2			2
NEMOURS CHILDRENS PRIMARY CARE			2	100%	2
SOUTHSIDE FAMILY MEDICAL		2			2
SYNEOS HEALTH			2	100%	2
CVS IN8669POCT INDIANAPOLIS		2			2
PM PEDIATRICS OF BAYSIDE PLLC - HOPEWELL JUNCTION		2			2
ADVENTHEALTH MEDICAL GROUP PEDIATRICS AT APOPKA		2			2
MEDLOGIC, LLC		2			2
SOUTHEAST GEORGIA HEALTH SYSTEM			2	100%	2
HAILE MEDICAL GROUP PA		2			2
ADVENTHEALTH EAST ORLANDO EMPLOYEE CLINIC		2			2
Van Wert Manor		2			2
MARQUESA MEDICAL		2			2
RIVERVIEW MEDICAL CLINIC		2			2
SUMMIT URGENT CARE PS			2	100%	2
GEISINGER MEDICAL CENTER		2			2
CVS PHARMACY			2	100%	2
Life Care Center of Elyria		2			2
MEDEXPRESS URGENT CARE - WEXFORD		2			2
ST. JOSEPH REGIONAL MEDICAL CENTER			2	100%	2
BROOKS -TLC HOSPITAL SYSTEM			2	100%	2
GALEN BAYLOR EXTENSION		2			2
MANATEE MEMORIAL HOSPITAL CLINICAL LABORATORY			2	100%	2
GERM BUSTERS 911 LLC			2	100%	2
CVS PA4000POCT INDIANA		2			2
Georgiana Health and Rehabilitation, LLC		2			2
Kroger 549 - The Little Clinic Clinton Highway		2			2
CONWAY MEDICAL CENTER			2	100%	2
MAJESTIC OAKS			2	100%	2

COVID-19: testing by laboratory

Data through Mar 10, 2021 verified as of Mar 11, 2021 at 09:25 AM

Data in this report are provisional and subject to change.

The numbers in the table below represent the number of Florida and non-Florida residents for whom test results were received by the Department of Health. A person can be tested by more than one laboratory and can have both positive and negative results. **Therefore, the sum of the numbers in each column will be larger than the total number of people tested.**

Reporting lab	Inconclusive	Negative	Positive	Percent positive	Total
GASTROENTEROLOGY ASSOCIATES			2	100%	2
Walgreens #10207		2			2
GINKGO-IXLAYER		2			2
U OF MIAMI MILLER SCHOOL OF MEDICINE			2	100%	2
WALGREENS #15495		1	1	50%	2
CVS PA371POCT PHILADELPHIA		2			2
SOUTH TAMPA AFTER HOURS CLINIC			2	100%	2
HEALTH & REHAB CTR AT DOLPHINS VIEW, THE			2	100%	2
UTMB PATHOLOGY CLINICAL SERVICES LABORATORY			2	100%	2
GULF COAST IMMEDIATE CARE CENTER		1	1	50%	2
CATSKILL REGIONAL MEDICAL CENTER		2			2
LINIL VISITING NURSES, INC		2			2
CVS PA10034POCT PITTSBURGH		2			2
ONE MEDICAL GROUP		1	1	50%	2
CITRUS PARK			2	100%	2
Cedar Valley Nursing & Rehab Center		2			2
TULANE MEDICAL CENTER			2	100%	2
EXCEL URGENT CARE OF PARAMUS LLC		2			2
DALLAS MEDICAL CENTER			2	100%	2
EXPRESSCARE URGENT CARE CENTER			2	100%	2
APPLECARE VALDOSTA			2	100%	2
VA SALT LAKE CITY HCS		2			2
Crowne Health Care of Mobile		2			2
MEMORIAL HERMANN HOSPITAL			2	100%	2
SUNCOAST BLOOD BANK			2	100%	2
ST LUKES HOSPITAL			2	100%	2
University Center East			2	100%	2
WASHINGTON STATE DEPARTMENT OF HEALTH PUBLIC HEALTH LABORATORIES			2	100%	2
PALM BEACH DIABETES & ENDOCRINE SPECIALISTS PA			2	100%	2
MINUTECLINIC DIAG OF IND, LLC #6908		2			2
UC CORAL GABLES			2	100%	2
FLORIDA KEYS PED & ADOLES CTR			2	100%	2
LIFT HEALTH		2			2
Alden Des Plaines			2	100%	2
PEDIATRICS IN NORTH FLORIDA PA			2	100%	2
WURLAND NURSING AND REHABILITATION, L		2			2
PHYSICIANS MEDICAL CENTER		2			2
Kroger 596 - The Little Clinic Brentwood		2			2
NORTHWELL HEALTH			2	100%	2
OAKBRIDGE TERRACE AT SAE			2	100%	2
MID AMERICA CLINICAL LABS			2	100%	2
UNIVERSITY OF TEXAS AT EL PASO, THE			2	100%	2
VANAYER HEALTHCARE AND REHAB CENTER		2			2
KEY WEST HMA PHYSICIAN MANAGEMENT, LLC			2	100%	2
AZALEA HEALTH AND REHABILITATION		2			2
CEDARS-SINAI MEDICAL CENTER			2	100%	2
NORTHERN MICHIGAN UNIVERSITY ATHLETICS		2			2

COVID-19: testing by laboratory

Data through Mar 10, 2021 verified as of Mar 11, 2021 at 09:25 AM

Data in this report are provisional and subject to change.

The numbers in the table below represent the number of Florida and non-Florida residents for whom test results were received by the Department of Health. A person can be tested by more than one laboratory and can have both positive and negative results. **Therefore, the sum of the numbers in each column will be larger than the total number of people tested.**

Reporting lab	Inconclusive	Negative	Positive	Percent positive	Total
TENNESSEE VALLEY HCS			2	100%	2
FLORIDA PRIMARY CARE CENTER PA		2			2
COOK HOSPITAL AND CARE CENTER		1	1	50%	2
NEMOURS CHILDREN'S PRIMARY CARE OF VERO BEACH			2	100%	2
EXPRESS CARE WALK-IN CLINIC			2	100%	2
LILY PHARMACY		2			2
POMONA VALLEY COMMUNITY HOSPITAL			2	100%	2
Kroger 020 - The Little Clinic Wheat Ridge		2			2
NEW GEN LABS			2	100%	2
MINUTECLINIC, DIAGNOSTIC OF TEXAS, LLC		2			2
HCR MANOR CARE SERVICES OF FLORIDA III INC		2			2
POPLAR HEALTHCARE			2	100%	2
SUNSHINE PHARMACY		2			2
STUDENT HEALTH SERVICES			2	100%	2
TGH Brandon Healthplex Laboratory			2	100%	2
PLASMA MED RESEARCH DBA		2			2
NORTH DAKOTA VETERANS HOME		2			2
NYUMC CLINICAL LABORATORIES			2	100%	2
INTEGRITY CLINICAL RESEARCH CENTER INC		1	1	50%	2
CLEARWATER PAIN MANAGEMENT ASSOCIATES			2	100%	2
FLORIDA DEPARTMENT OF HEALTH IN ESCAMBIA COUNTY		1	1	50%	2
MEMORIAL SLOAN KETTERING CANCER CENTER		1	1	50%	2
FLORIDA SCHOOL FOR THE DEAF & BLIND			2	100%	2
Timber Ridge Health Care Center			2	100%	2
NAVAL BRANCH MEDICAL CLINIC			2	100%	2
STATCARE URGENT AND WALK-IN			2	100%	2
DURAND SENIOR CARE & REHAB CENTER		2			2
MEASE MANOR MEMORY CARE		2			2
MARCO ISLAND HOSPITAL INC D/B/A		1	1	50%	2
John Knox Manor Inc II		1	1	50%	2
BAYLOR SCOTT & WHITE COMPREHENSIVE WOUND			2	100%	2
KIVA AT MOUNT DORA			2	100%	2
NEW YORK PSYCHIATRIC INSTITUTE		2			2
MINUTECLINIC MINUTECLINIC #4978		1	1	50%	2
SHELL POINT HOME HEALTH			2	100%	2
WALKONCLINIC			2	100%	2
CRUC CMCH-COVID-19		2			2
STARMED FAMILY & URGENT CARE			2	100%	2
EAST SIDE CLINICAL LABORATORY		1	1	50%	2
SANTA ROSA COUNTY HEALTH DEPARTMENT			2	100%	2
VA CBOC			2	100%	2
Luther Acres Manor		2			2
LEGACY ER & URGENT CARE - FRISCO WEST			2	100%	2
MINUTECLINIC DIAGNOSTIC OF OHIO #6192		2			2
TRUE HEALTH INC			2	100%	2
CVS IN6572POCT INDIANAPOLIS		2			2
MARINA ISLE ASSISTED LIVING		2			2

COVID-19: testing by laboratory

Data through Mar 10, 2021 verified as of Mar 11, 2021 at 09:25 AM

Data in this report are provisional and subject to change.

The numbers in the table below represent the number of Florida and non-Florida residents for whom test results were received by the Department of Health. A person can be tested by more than one laboratory and can have both positive and negative results. **Therefore, the sum of the numbers in each column will be larger than the total number of people tested.**

Reporting lab	Inconclusive	Negative	Positive	Percent positive	Total
CVS TX7156POCT RICHARDSON		2			2
WE CARE HOME HEALTH SOLUTIONS LLC			2	100%	2
CVS MINUTE CLINIC #5836		2			2
Kroger 550 - The Little Clinic Bellevue		2			2
SUNBRIDGE CARE & REHAB FOR DECATUR		2			2
ADVANTA ANALYTICAL LABORATORIES			2	100%	2
NEIGHBORCARE PHARMACY SERVICES		2			2
ADVANCED MEDICAL OF FLORIDA			2	100%	2
SUNNYSIDE MANOR		2			2
SPRING HILL REGIONAL HOSPITAL			2	100%	2
NATIONWIDE LABORATORY SERVICES		1	1	50%	2
Kroger 739 - The Little Clinic La Grange Road		2			2
Walgreens #12427		1	1	50%	2
MERCY HEALTH LAB		1	1	50%	2
CVS PA7132POCT THORNDALE		2			2
PEACEHEALTH CENTRAL		2			2
TMH EC NORTHEAST LABORATORY			2	100%	2
ALVERNO CLINICAL LABORATORIES			2	100%	2
WARE EXPRESS CARE			2	100%	2
FLORIDA MEDICAL CLINIC, LLC			2	100%	2
Kroger 426 - The Little Clinic Suwanee		2			2
PRECISION DIAGNOSTIC INC		2			2
NORTON IMMEDIATE CARE CENTER - PRESTON			2	100%	2
HERNANDO CHILDREN'S			2	100%	2
ORLANDO LUTHERAN TOWERS		1	1	50%	2
ASPIRUS RIVERVIEW HOSPITAL & CLINICS INC		1	1	50%	2
Kroger 130 - The Little Clinic Colorado Springs		2			2
CHEROKEE COUNTY HEALTH AND REHAB CENTER		2			2
FLORIDA CLINICAL LABORATORY INC			2	100%	2
COLONIAL MEDICAL CENTER-EAST ORLANDO			2	100%	2
MED-LAKE LABORATORY, LLC			2	100%	2
Kroger 647 - The Little Clinic Newnan Crossings		1	1	50%	2
MEDEXPRESS URGENT CARE, LANCASTER WEST		1	1	50%	2
MEDSTAR HARBOR HOSPITAL			2	100%	2
JBSA-SAM HOUSTON			2	100%	2
SHORE MEDICAL CENTER		2			2
WOMENS CARE FLORIDA LLC-LABORATORY		2			2
DELRAY BEACH HEALTH CENTER			2	100%	2
MINUTECLINIC DIAGNOSTIC OF OHIO #5060		2			2
MEDEXPRESS URGENT CARE - CEDAR KNOLLS		2			2
VAULT HEALTH			2	100%	2
POMERENE HOSPITAL			2	100%	2
HEALTH FIRST MEDICAL GROUP			2	100%	2
HEALTH PARTNERS REGIONAL HOSPITAL			2	100%	2
UHEALTH CORAL SPRINGS			2	100%	2
PTC LABORATORIES			2	100%	2
MARTIN MEDICAL CENTER INC		1	1	50%	2

COVID-19: testing by laboratory

Data through Mar 10, 2021 verified as of Mar 11, 2021 at 09:25 AM

Data in this report are provisional and subject to change.

The numbers in the table below represent the number of Florida and non-Florida residents for whom test results were received by the Department of Health. A person can be tested by more than one laboratory and can have both positive and negative results. **Therefore, the sum of the numbers in each column will be larger than the total number of people tested.**

Reporting lab	Inconclusive	Negative	Positive	Percent positive	Total
AUSTIN REGIONAL CLINIC MICROBIOLOGY LAB			2	100%	2
PAUL GRECO MD CONCIERGE MEDICAL SERVICES PL		2			2
Providence of Sparta Health and Rehabilitation		2			2
JUPITER PEDIATRIC ASSOCIATES, PA		1	1	50%	2
TEXAS HEALTH CARE			2	100%	2
ADVANCE FAMILY PRACTICE LLC□			2	100%	2
PALMETTO FAMILY HEALTH CENTER			2	100%	2
MAIN STREET MEDICAL CENTERS		2			2
VOLUNTEERS OF AMERICA OF FLORIDA			2	100%	2
EMERALD TRACE		2			2
CVS OH4327POCT PAINESVILLE		2			2
Green Mountain Nursing and Rehabilitation		2			2
YOUTH AND YOU, INC		2			2
DIVERSE MEDICAL CARE LLC			2	100%	2
REELFOOT FAMILY WALK IN CLINIC - TIPT		2			2
CORMEUM LAB SERVICES, LLC			2	100%	2
Kroger 409 - The Little Clinic Hebron Marketplace		1	1	50%	2
441 URGENT CARE-MULBERRY			2	100%	2
UNITED MEMORIAL MEDICAL CENTER			2	100%	2
BUFFALO CROSSINGS HEALTHCARE AND REHABILITATION CENTER			2	100%	2
UVA HEALTH SYSTEM MEDICAL LABORATORIES			2	100%	2
NORTH MCALLEN PEDIATRIC CENTER			2	100%	2
WALGREENS #13605		2			2
AMERICAN RESEARCH CENTERS OF FLORIDA			2	100%	2
HPH HOME CARE		1	1	50%	2
MEDERI CARETENDERS		1	1	50%	2
MOBILE HEALTH LABS LLC			2	100%	2
JULIE STAATS DO		2			2
CVS OH2486POCT NILES		1	1	50%	2
DOCTORS MEDICAL CTR OF WALTON COUNTY			2	100%	2
WillowBrooke Court at Southampton Estates		2			2
GREEN POINT RX INC DBA ALTRU CHEMISTS		2			2
MD NOW URGENT CARE CENTER INC.			2	100%	2
CVS NH2257POCT MANCHESTER		2			2
CQUENTIA NGS, LLC			2	100%	2
MOORE CLINICAL RESEARCH INC			2	100%	2
AMEDISYS HOME HEALTH OF GREENVILLE			2	100%	2
GOLDSTEIN			2	100%	2
Lenawee Medical Care Facility		2			2
ASANTE ROGUE REGIONAL MEDICAL CENTER L		2			2
PENSACOLA MEDICAL CLINIC LLC			2	100%	2
BAPTIST HEALTH LEXINGTON			2	100%	2
MINUTECLINIC DIAGNOSTIC, PA		2			2
PEACE RIVER MEDICAL CENTER		2			2
DR. G'S URGENT CARE			2	100%	2
CALIFORNIA DIVISION OF COMMUNICABLE DISEASE CONTROL			2	100%	2
NLC LABS			2	100%	2

COVID-19: testing by laboratory

Data through Mar 10, 2021 verified as of Mar 11, 2021 at 09:25 AM

Data in this report are provisional and subject to change.

The numbers in the table below represent the number of Florida and non-Florida residents for whom test results were received by the Department of Health. A person can be tested by more than one laboratory and can have both positive and negative results. **Therefore, the sum of the numbers in each column will be larger than the total number of people tested.**

Reporting lab	Inconclusive	Negative	Positive	Percent positive	Total
ASHLEY PEDIATRICS			2	100%	2
ACCESS MEDICAL GROUP OF TAMPA II, INC		2			2
THE HOSPITAL OF PROVIDENCE EMERGENCY ROOM			2	100%	2
HEALTH EXPRESS URGENT CARE			2	100%	2
MIAMI DADE MEDICAL RESEARCH INSTITUTE			2	100%	2
FASTCARE LLC			2	100%	2
STEWART ST ELIZABETH MEDICAL CENTER			2	100%	2
MINUTECLINIC DIAGNOSTIC, PA #10252		2			2
First Care Living Center/Essentia Health			2	100%	2
Kings County Hospital Center			2	100%	2
MEDEXPRESS URGENT CARE-WILKINS TOWNSHIP, WILLIAM PENN HIGHWAY		2			2
ARLINGTON DIALYSIS CENTER LLC		2			2
LAWRENCE GENERAL HOSPITAL			2	100%	2
SAWGRASS PEDIATRIC PARTNERS LLC			2	100%	2
DAYTON CHILDRENS HOSPITAL LAB			2	100%	2
RIVER CITY MEDICAL ASSOCIATES, INC			2	100%	2
St. Josephs Hospital			2	100%	2
MIDLAND MEMORIAL HOSPITAL			2	100%	2
WALGREENS #3811			2	100%	2
ROUTE 16 PHARMACY LLC DBA HOLLAND PHAR		2			2
ONTARIO COUNTY PUBLIC HEALTH		2			2
Kroger 096 - The Little Clinic Orchard and Holly		2			2
Church Creek SNF			2	100%	2
BRENTWOOD AT FORE RANCH			2	100%	2
NORTH OKALOOSA PHYSICIAN GRP - WALK IN CLINIC			2	100%	2
CARESOUTH HHA HOLDINGS OF THE BAY AREA LLC		2			2
DALLAS BAPTIST UNIVERSITY - HEALTH SERVICES			2	100%	2
Willowbrooke Court at Country House		2			2
PREVENTIVE HEALTH PARTNERS I L S C		2			2
COASTAL MEDICAL LAB			2	100%	2
CVS M08581POCT BLUE SPRINGS		1	1	50%	2
CVS MA1006POCT BROCKTON		2			2
MINUTECLINIC DIAGNOSTIC PA #3344		2			2
ACCESS MEDICAL GROUP OF FLORIDA CITY			2	100%	2
HAMILTON CHD		2			2
MINUTECLINIC DIAGNOSTIC OF OHIO #6139		2			2
Kroger 853 - The Little Clinic East Broad Street		2			2
INTERCOASTAL FAMILY PRATICE			2	100%	2
CLEAR LAKE REGIONAL MEDICAL CENTER			2	100%	2
AFFORDABLE PRIMARY CARE LLC		2			2
HOME ACCESS HEALTH			2	100%	2
UMHC HOLLYWOOD LABORATORY			2	100%	2
VELOCITY URGENT CARE			2	100%	2
PALMS OF FT MYERS,THE			2	100%	2
EDGEWATER RETIREMENT MANOR			2	100%	2
USCG ABBOTT BINAXNOW		1	1	50%	2
ACCESS CARE MEDICAL GROUP LLC		2			2

COVID-19: testing by laboratory

Data through Mar 10, 2021 verified as of Mar 11, 2021 at 09:25 AM

Data in this report are provisional and subject to change.

The numbers in the table below represent the number of Florida and non-Florida residents for whom test results were received by the Department of Health. A person can be tested by more than one laboratory and can have both positive and negative results. **Therefore, the sum of the numbers in each column will be larger than the total number of people tested.**

Reporting lab	Inconclusive	Negative	Positive	Percent positive	Total
CROSSROADS URGENT CARE DBA URGENT TEA		2			2
GUTHRIE CORNING HOSPITAL LABORATORY		2			2
CVS OH4301POCT NORTHFIELD		2			2
OAKMONT WEST- GREENVILLE SC		2			2
MEDEXPRESS URGENT CARE FOX CHAPEL		2			2
VA OUTPATIENT PHARMACY			2	100%	2
STAGES OF LIFE MEDICAL INSTITUTE			2	100%	2
EASTLAKE MEDICAL CENTER		2			2
RCA LABORATORY SERVICES LLC			2	100%	2
COBLESKILL REGIONAL HOSPITAL		2			2
TENNESSEE DEPARTMENT OF HEALTH (TDH) - REGIONAL LABORATORY			2	100%	2
CVS SC7567POCT BOILING SPRINGS		1	1	50%	2
SOUTHERN TENNESSEE MEDICAL CENTER			2	100%	2
BLUEWATER TOXICOLOGY			2	100%	2
RICHICHI FAMILY HEALTH			2	100%	2
WEST FLORIDA MEDICAL ASSOCIATES, PA			2	100%	2
THE WINDSOR ORTEGA		2			2
HEARTLAND HOME HEALTH CARE		2			2
KANSAS CITY VA MEDICAL CENTER			2	100%	2
MCLAREN REGIONAL MEDICAL CENTER			2	100%	2
PALM WEST INTERNIST PA			2	100%	2
CVS AZ5026POCT MESA		2			2
Kroger 687 - The Little Clinic Sugar Hill		1	1	50%	2
MINUTECLINIC DIAG OF IND, LLC #6553		2			2
MEMORIAL HOSPITAL WEST			2	100%	2
LEGACY LABORATORY SERVICES			2	100%	2
UNIVERSITY HOSPITAL OF BROOKLYN		2			2
APALACHEE CENTER INC		2			2
CHARLOTTE COUNTY HEALTH DEPARTMENT			2	100%	2
JOHNSON CITY MEDICAL CENTER		1	1	50%	2
SIGNATURE CARE LEWISVILLE-EMERGENCY CENTER		1	1	50%	2
AFC/DOCTORS EXPRESS NORTH BERGEN		2			2
ADVENTHEALTH MEDICALGROUP PEDIATRICS AT ORLANDO		2			2
Cottage of the Shoals		2			2
ATLAS GENOMICS			2	100%	2
PM PEDIATRICS OF BAYSIDE, PLLC - MANHASSET		2			2
HEALTH AND WELLNESS URGENT CARE LLC			2	100%	2
SARASOTA IMMEDIATE CARE			2	100%	2
ADVENT HEALTH CENTRAL TEXAS		1	1	50%	2
CENTRAL FLORIDA FAMILY HEALTH CENTER		2			2
CONCENTRA - ORLANDO SOUTH II		2			2
EASTSIDE SPORTS COMPLEX			2	100%	2
STUART SURGERY CENTER, LLC			2	100%	2
FL DEPT OF HEALTH MARION COUNTY MOBILE HEALTH UNIT			2	100%	2
ELMHURST MEMORIAL HOSPITAL			2	100%	2
CVS TX5807POCT PEARLAND		2			2
Warren Center for Rehabilitation and Nursing		2			2

COVID-19: testing by laboratory

Data through Mar 10, 2021 verified as of Mar 11, 2021 at 09:25 AM

Data in this report are provisional and subject to change.

The numbers in the table below represent the number of Florida and non-Florida residents for whom test results were received by the Department of Health. A person can be tested by more than one laboratory and can have both positive and negative results. **Therefore, the sum of the numbers in each column will be larger than the total number of people tested.**

Reporting lab	Inconclusive	Negative	Positive	Percent positive	Total
NOVA SOUTHEASTERN UNIVERSITY - STUDENT MEDICAL CTR			2	100%	2
EXCUSED ABSENCE PLLC		2			2
MANASOTA PEDIATRICS			2	100%	2
DEER'S HEAD CENTER		2			2
TALLAHASSEE MEMORIAL HEALTHCARE FAMILY MED RESIDENCY			2	100%	2
NATHAN LITTAUER HOSPITAL LAB		2			2
UK HEALTHCARE			2	100%	2
Iron County Medical Care Facility		2			2
BERGEN COUNTY SURGICAL AND ENDOSCOPY CENTER		2			2
SPECTRA EAST INC		1	1	50%	2
CVS AZ10150POCT PHOENIX		2			2
VENETIAN GARDENS		2			2
ST JOSEPH'S HOSPITAL INC			2	100%	2
FLORIDA MENTOR FAULKNER GROUP HOME			2	100%	2
AFC URGENT CARE CLEVELAND			2	100%	2
Macon Valley Nursing and Rehabilitation Center		2			2
MEMORIAL HERMANN			2	100%	2
PATIENT FIRST MEDICAL CENTER-CARYTOWN			2	100%	2
CVS IL2798POCT CHICAGO		1	1	50%	2
OUR LADY OF THE LAKE REGIONAL MEDICAL CENTER			2	100%	2
REGIONS HOSPITAL LABORATORY			2	100%	2
Manor Care-Kingston Court of York PA, LLC		2			2
PALOS COMMUNITY HOSPITAL LABORATORY			2	100%	2
BOND COMMUNITY HEALTH CENTER			2	100%	2
LIFETIME FAMILY URGENT CARE			2	100%	2
SACRED HEART HEALTH SYSTEMS INC			2	100%	2
ADVENTHEALTH IMAGING PARTIN SETTLEMENT			2	100%	2
LEXINGTON PLACE			2	100%	2
CARTERSVILLE MEDICAL CENTER			2	100%	2
CHESTERFIELD HEALTHCARE GROUP, INC		2			2
MINUTECLINIC, LLC #05891		1	1	50%	2
FLORIDA DEPARTMENT OF HEALTH IN LEE COUNTY		1	1	50%	2
PINELLAS CHD - CLEARWATER		1	1	50%	2
Kroger 477 - The Little Clinic Fort Mitchell		2			2
THE CLUB AT BOYNTON BEACH, LLC			2	100%	2
ROCKEFELLER UNIVERSITY CLINICAL GENOMICS LABORATOR		2			2
MIDWAY PRIMARY CARE LLC		2			2
CARE 365			2	100%	2
CVS SC2250POCT COLUMBIA		2			2
JUST BELIEVE RECOVERY CENTER			2	100%	2
MY PHARMACY			2	100%	2
COMPLETE HEALTH MEDICAL CENTER			2	100%	2
ROYAL CARE MEDICAL CENTER			2	100%	2
87TH MEDICAL GROUP – MCGUIRE AMBULATORY CARE FACILITY		2			2
SOUTH BEND MEDICAL FOUNDATION			2	100%	2
NEBRASKA MEDICAL CENTER			2	100%	2
EXCEPTIONAL EMERGENCY CENTER - AMARILLO			2	100%	2

COVID-19: testing by laboratory

Data through Mar 10, 2021 verified as of Mar 11, 2021 at 09:25 AM

Data in this report are provisional and subject to change.

The numbers in the table below represent the number of Florida and non-Florida residents for whom test results were received by the Department of Health. A person can be tested by more than one laboratory and can have both positive and negative results. **Therefore, the sum of the numbers in each column will be larger than the total number of people tested.**

Reporting lab	Inconclusive	Negative	Positive	Percent positive	Total
Elba Nursing and Rehabilitation Center, LLC		2			2
BROOKDALE ALTAMONTE SPRINGS			2	100%	2
SACRED HEART HOSPITAL ON THE EMERALD			2	100%	2
OSF SAINT FRANCIS MEDICAL CENTER			2	100%	2
KIDSVILLE PEDIATRICS IV PA		1	1	50%	2
AMERICAN MEDICAL LABORATORIES			2	100%	2
CVS NC7057POCT SHELBY		2			2
TRINITAS REGIONAL MEDICAL CENTER		1	1	50%	2
OELWEIN HEALTH CARE CENTER		2			2
UHEALTH CARDIOLOGY			2	100%	2
BEAUFORT MEMORIAL			2	100%	2
JOHN D. ARCHBOLD MEM. HOSPITAL			2	100%	2
WEAKLEY COUNTY REHAB AND NURSING CENTER		2			2
FALCON HEALTH CENTER			2	100%	2
Kroger 667 - The Little Clinic Litchfield Park		2			2
MEDEXPRESS URGENT CARE - BRIDGEVILLE		2			2
NIBHA MEDIRATTA MD PL			2	100%	2
AGILE URGENT CARE			2	100%	2
MATHER HOSPITAL			2	100%	2
RAPID URGENT CARE - ALBANY			2	100%	2
UF KANAPAHA LAB BEAKER		2			2
BROOKDALE PALM BEACH GARDENS			2	100%	2
CVS IL7017POCT BLOOMINGTON		2			2
The Grand Rehabilitation & Nursing Utica		2			2
PINARD HOME HEALTH SERVICES INC			2	100%	2
MEDEXPRESS URGENT CARE - MARTINSVILLE		2			2
MID-FLORIDA PATHOLOGY LLC - MOBILE UNIT # 3			2	100%	2
Good Samaritan Society-Blackduck		1	1	50%	2
MEDEXPRESS URGENT CARE- ALLISON PARK		1	1	50%	2
CVS MO5724POCT KANSAS CITY		2			2
MEDEXPRESS URGENT CARE - LAWRENCE		2			2
UT AUSTIN UNIVERSITY HEALTH SERVICES			2	100%	2
NEW YORK CITY CENTRAL COVID			2	100%	2
MEDICAL ASSOCIATES OF BREVARD DR S VYAS			2	100%	2
CLINICAL REFERENCE LABORATORY, INC		2			2
MINUTECLINIC LLC (2335)		1	1	50%	2
SOUTHEASTERN INSTITUTE OF RESTORATIVE MEDICINE		1	1	50%	2
SOUTHERN BREEZE HEALTHCARE		1	1	50%	2
Buena Vista Care Center		2			2
TMH PHYSICIAN PARTNERS MONTICELLO		1	1	50%	2
INTEAM HEALTH, INC.			2	100%	2
CONEMAUGH MEMORIAL MEDICAL CENTER		2			2
MEDEXPRESS URGENT CARE - MYLAN			2	100%	2
SYLVAN NURSING			2	100%	2
SPRINGHILL SENIOR RESIDENCE		2			2
Chatham Nursing and Rehab Center		2			2
SIGNAL DIAGNOSTICS DBA FLOWHEALTH LABS			2	100%	2

COVID-19: testing by laboratory

Data through Mar 10, 2021 verified as of Mar 11, 2021 at 09:25 AM

Data in this report are provisional and subject to change.

The numbers in the table below represent the number of Florida and non-Florida residents for whom test results were received by the Department of Health. A person can be tested by more than one laboratory and can have both positive and negative results. **Therefore, the sum of the numbers in each column will be larger than the total number of people tested.**

Reporting lab	Inconclusive	Negative	Positive	Percent positive	Total
NEMOURS CHILDREN'S PRIMARY CARE THE VILLAGES		2			2
UNIVERSTIY OF ILLINOIS HOSPITAL			2	100%	2
LABTOX LABORATORIES			2	100%	2
CVS TX8322POCT AUSTIN		2			2
CERTIVIA LABORATORIES			2	100%	2
FLORIDA MEDICAL CLINIC RADIOLOGY DALE MABRY		2			2
The Palms Nursing and Rehabilitation		1	1	50%	2
Avanti Wellness and Rehab			2	100%	2
HACKENSACK MERIDIAN URGENT CARE, PC		2			2
CVS ME329POCT PORTLAND		2			2
HAWAII DEPARTMENT OF HEALTH			2	100%	2
MELBOURNE URGENT CARE			2	100%	2
LIFESPRING COMMUNITY HEALTH		2			2
Eagle Health and Rehabilitation		2			2
SPECTRUM HEALTH			2	100%	2
VALLEY MEDICAL LABORATORY			2	100%	2
BROOKSVILLE DIALYSIS			2	100%	2
NORTH COUNTRY FAMILY HEALTH CENTER INC		2			2
INTERNAL MEDICINE ASSOCIATES-DUNELLON			2	100%	2
TWIN LAKES REHAB & HEALTHCARE		2			2
ACKERMAN CANCER CENTER		2			2
JASPER MEMORIAL HOSPITAL		1	1	50%	2
BAYMEADOWS PRIMARY CARE		2			2
SKIN WELLNESS PHYSICIANS LLC		2			2
CORNERSTONE MEDICAL CARE OF BRANDON		2			2
CVS MA1877POCT NORTON		2			2
WARD MEMORIAL HOSPITAL		2			2
Sevierville Health and Rehabilitation		2			2
CHRISTUS SPOHN HOSPITAL			2	100%	2
CITRUS DERMATOLOGY			2	100%	2
BLOSSOMS ASSISTED LIVING 1 LLC			2	100%	2
TWELVE OAKS RECOVERY CENTER			2	100%	2
PM PEDIATRICS OF BAYSIDE, PLLC - RIVE		2			2
107TH PLACE GROUP HOME		2			2
INTEGRATED REGIONAL LABS			2	100%	2
PARKLAND HEALTH & HOSPITAL			2	100%	2
DNA DIAGNOSTICS CENTER		2			2
Holiday Retirement Home			2	100%	2
CVS MA2125POCT NATICK		1	1	50%	2
COLLINS NURSING HOME		1			1
ATRIA TAMARAC			1	100%	1
NEMOURS CHILDRENS PRIMARY CARE CLERMONT			1	100%	1
CAREHERE HUDSON BAY			1	100%	1
BLAKE AT PENSACOLA OPERATION CO, LLC, THE			1	100%	1
SV MOBILE HEALTH			1	100%	1
MYCLINIC, INC			1	100%	1
NEMOURS CHILDREN'S PRIMARY CARE			1	100%	1

COVID-19: testing by laboratory

Data through Mar 10, 2021 verified as of Mar 11, 2021 at 09:25 AM

Data in this report are provisional and subject to change.

The numbers in the table below represent the number of Florida and non-Florida residents for whom test results were received by the Department of Health. A person can be tested by more than one laboratory and can have both positive and negative results. **Therefore, the sum of the numbers in each column will be larger than the total number of people tested.**

Reporting lab	Inconclusive	Negative	Positive	Percent positive	Total
ASSOCIATES MD MEDICAL GROUP INC			1	100%	1
BASCOM PALMER EYE INSTITUTE			1	100%	1
EPIC CARE PHARMACY		1			1
QC LABORATORY			1	100%	1
LAMARQUE DIALYSIS			1	100%	1
UNIVERSITY OF IOWA HOSPITALS & CLINICS			1	100%	1
SANTA ROSA PEDIATRICS			1	100%	1
RAYMOND F CARON MD			1	100%	1
ASHLEY CLINICAL DIAGNOSTIC LABORATORY			1	100%	1
ROYAL PALM PEDIATRICS			1	100%	1
Valley Center (WV)			1	100%	1
BOCA RATON REGIONAL HOSPITAL		1			1
BERKSHIRE MEDICAL CENTER			1	100%	1
BEST CARE COMMUNITY AND FAMILY HEALTH CENTER INC			1	100%	1
MAYO CLINICAL LABORATORIES		1			1
ST MARY'S OF SAGINAW		1			1
CVS HEALTH, #5962		1			1
NULEASE MEDICAL SOLUTIONS			1	100%	1
HARRIS URGENT CARE CENTER			1	100%	1
MEDCARE QUALITY MEDICAL CENTER LLC			1	100%	1
UPS			1	100%	1
THE MEDICAL CENTER AT BOWLING GREEN			1	100%	1
PALM BEACH DIGESTIVE ASSOCIATES			1	100%	1
MEDICAL CLINIC OF HOUSTON			1	100%	1
Fulton County Medical Center Long Term Care			1	100%	1
UNIVERSITY OF SOUTH FLORIDA			1	100%	1
HENRY FORD WEST BLOOMFIELD HOSPITAL			1	100%	1
FIRSTCARE MEDICAL CENTER			1	100%	1
ADVENTHEALTH MEDICAL GROUP FAMILY AND INTERNAL			1	100%	1
BAYLOR SCOTT & WHITE MEDICAL SURGICAL CLINIC			1	100%	1
AUTUMN HOUSE			1	100%	1
ST GERARD'S COMMUNITY OF CARE		1			1
PALM COTTAGE OPERATOR LLC			1	100%	1
WINDMOOR HEALTHCARE			1	100%	1
CLERMONT PEDIATRICS, PA			1	100%	1
DORAL KIDNEY CENTER			1	100%	1
Erie VAMC		1			1
ST JOHNS MEDICAL CENTER		1			1
Walgreens #11724		1			1
LEELANAU OPCO, LLC		1			1
HIDALGO FAMILY CLINIC			1	100%	1
Gulf Coast health and Rehabilitation, LLC		1			1
ST. LUKES HOSPITAL			1	100%	1
Piqua Manor		1			1
Sunnybrook Rehabilitation Center			1	100%	1
RICHMOND MEDICAL CENTER FOR WOMEN		1			1
Mary Anna Nursing Home		1			1

COVID-19: testing by laboratory

Data through Mar 10, 2021 verified as of Mar 11, 2021 at 09:25 AM

Data in this report are provisional and subject to change.

The numbers in the table below represent the number of Florida and non-Florida residents for whom test results were received by the Department of Health. A person can be tested by more than one laboratory and can have both positive and negative results. **Therefore, the sum of the numbers in each column will be larger than the total number of people tested.**

Reporting lab	Inconclusive	Negative	Positive	Percent positive	Total
CARENOW-MONTGOMERY			1	100%	1
NEW HORIZON PRIMARY CARE LLC			1	100%	1
COVE AT THE MARBELLA,THE			1	100%	1
NORWALK HOSPITAL			1	100%	1
DIMMIT REGIONAL HOSPITAL			1	100%	1
BOND COUNTY HEALTH DEPARTMENT			1	100%	1
CVS TX7675POCT RED OAK			1	100%	1
Hawthorne House		1			1
DSI LABORATORIES-NAPLES-7TH			1	100%	1
JP MORGAN CHASE HEALTH SERVICES			1	100%	1
Maplewood of Cheshire County		1			1
Court House Center		1			1
MEDONE URGENT CARE			1	100%	1
WEST CARVER MEDICAL ASSOCIATES		1			1
STUDENT HEALTH CENTER			1	100%	1
Walgreens #5065		1			1
Waycross Health and Rehabilitation		1			1
FOUNDATION LABORATORY			1	100%	1
Strasburg Care Center		1			1
ORMOND MEDICAL ARTS FAMILY PRACTICE PL			1	100%	1
MARTIN MEM FAMILY CARE AT ST LUCIE W			1	100%	1
Grangeville Health and Rehab		1			1
BAPTIST EMERGENCY HOSPITAL - KELLY			1	100%	1
CVS OK6225POCT EDMOND		1			1
Hillside Rehab and Care Center			1	100%	1
Baypoint Healthcare Center			1	100%	1
CVS AZ69POCT PEORIA		1			1
CARESPOT EXPRESS HEALTHCARE BOYNTON BEACH			1	100%	1
Eugene J. Towbin Healthcare Center		1			1
MEDEXPRESS URGENT CARE - CINNAMINSON		1			1
CONSOLIDATED			1	100%	1
MED-LAKE LABORATORY			1	100%	1
SHP WESTCHESTER LLC		1			1
METRO HEALTH HOSPITAL LABORATORY		1			1
COLOMBO'S PHARMACY		1			1
AFC URGENT CARE GUNBARREL			1	100%	1
NSPIRE HEALTHCARE PLANTATION			1	100%	1
VIRGINIA UROLOGY		1			1
DIGNITY HEALTH GOHEALTH		1			1
WESLEY MEDICAL CENTER			1	100%	1
WINCHESTER URGENT CARE, PC		1			1
FAIRFIELD MEDICAL CENTER			1	100%	1
Kroger 698 - The Little Clinic 14th Street/Bell		1			1
TRINITY URGENT CARE		1			1
HIBISCUS COURT			1	100%	1
Kroger 894 - The Little Clinic NEC		1			1
TAMPA HEALTH CARE PROVIDERS PA		1			1

COVID-19: testing by laboratory

Data through Mar 10, 2021 verified as of Mar 11, 2021 at 09:25 AM

Data in this report are provisional and subject to change.

The numbers in the table below represent the number of Florida and non-Florida residents for whom test results were received by the Department of Health. A person can be tested by more than one laboratory and can have both positive and negative results. **Therefore, the sum of the numbers in each column will be larger than the total number of people tested.**

Reporting lab	Inconclusive	Negative	Positive	Percent positive	Total
REGIONAL MEDICAL LABORATORY			1	100%	1
CAROLINAS HEALTHCARE SYSTEM LAB			1	100%	1
SCHUYLER HOSPITAL		1			1
SJMC PHYSICIAN SERVICES			1	100%	1
ADVANCED RESEARCH AND DIAGNOSTIC LABORATORY UNIVERSITY OF MINNESOTA			1	100%	1
CERMAK HEALTH SERVICES			1	100%	1
GATEWAY FAMILY HEALTH CLINIC			1	100%	1
WINNIFRED ASSISTED LIVING FACILITY INC		1			1
PALMETTO PRIMARY CARE PHYSICIANS			1	100%	1
WALGREENS #10308		1			1
PREMIER HEALTH CARE INC			1	100%	1
CATERPILLAR INC - MIAMI DISTRIBUTION CENTER			1	100%	1
OAK HAVEN REHAB AND NURSING CENTER			1	100%	1
WESTCOAST FAMILY PRACTICE		1			1
ELITE MEDICAL LABORATORY SOLUTIONS LLC			1	100%	1
PHYSICIANS URGENT CARE			1	100%	1
Crowne Health Care of Eufaula		1			1
DOCTORS MEMORIAL HOSP HOME HEALTH CARE		1			1
DORNOCH PLACE DEL PRADO		1			1
Carrollton Manor Inc		1			1
JACK M MATHENY II MD			1	100%	1
Parkview Care Center			1	100%	1
STONECREST MEDICAL CENTER		1			1
Carington Park			1	100%	1
MOUNT SINAI MEDICAL CENTER HIALEAH			1	100%	1
Pinnacle Assisted Living			1	100%	1
THE CHRIST HOSPITAL			1	100%	1
HEALTH CLINIC,THE		1			1
RURAL/METRO MIDSOUTH,		1			1
LAKE LURE HEALTH CENTER			1	100%	1
UNIVERSITY OF VERMONT MEDICAL CENTER			1	100%	1
BLOOD SYSTEMS LABORATORIES			1	100%	1
TMH PHYSICIAN PARTNERS QUINCY			1	100%	1
STERLING HOUSE OF PORT ORANGE		1			1
MEDEXPRESS URGENT CARE - CONWAY		1			1
Alden North Shore			1	100%	1
PLEASANT RIDGE MANOR WEST		1			1
MEDEXPRESS URGENT CARE - RUSSELLVILLE, W MAIN ST		1			1
SILVERMAN			1	100%	1
NEW YORK UNIVERSITY MEDICAL CENTER			1	100%	1
Acts Manor House		1			1
Walgreens #3049		1			1
CLEVELAND CLINIC OUTPATIENT LABORATORY			1	100%	1
MAYO CLINIC OUTPATIENT DIALYSIS CENTER			1	100%	1
COLONIAL VILLA GOOD SAMARITAN CENTER		1			1
NOORANI MEDICAL CENTER LLC			1	100%	1
MID-FLORIDA CANCER CENTERS		1			1

COVID-19: testing by laboratory

Data through Mar 10, 2021 verified as of Mar 11, 2021 at 09:25 AM

Data in this report are provisional and subject to change.

The numbers in the table below represent the number of Florida and non-Florida residents for whom test results were received by the Department of Health. A person can be tested by more than one laboratory and can have both positive and negative results. **Therefore, the sum of the numbers in each column will be larger than the total number of people tested.**

Reporting lab	Inconclusive	Negative	Positive	Percent positive	Total
Salem Hills Rehabilitation and Nursing Center		1			1
EDGAR PRICE FAMILY & CHILDREN HEALTHCARE CENTER			1	100%	1
KANA MEDICAL			1	100%	1
WALGREENS #15291		1			1
CVS KS8601POCT OVERLAND PARK			1	100%	1
HEALTHPARTNERS HUDSON CLINIC			1	100%	1
SARHA DOCTORS CENTER			1	100%	1
2504-HOMEWOOD		1			1
MEMORIAL HOSPITAL OF TAMPA			1	100%	1
DIGESTIVE DISEASE CARE PC		1			1
PHYSICIAN ASSOCIATES, LLC			1	100%	1
1ST MED DOTHAN			1	100%	1
SPECIALTY DRUG TESTING			1	100%	1
CENTRAL CAROLINA HOSPITAL			1	100%	1
Kroger 353 - The Little Clinic Harpers Point		1			1
ALLIANCE LABORATORY SERVICES			1	100%	1
WALGREENS #01398			1	100%	1
MINUTECLINIC DIAG OF IND, LLC #4368		1			1
MEDAC AT PORTERS NECK			1	100%	1
MEMORIAL HERMANN SOUTHWEST HOSPITAL			1	100%	1
CORDOVA FAMILY PRACTICE			1	100%	1
MCLEOD MEMORIAL HOSPITAL CLARENDON			1	100%	1
EASTSIDE MEDICAL CLINIC		1			1
Walgreens #3661		1			1
Sherwood Oaks Health Center			1	100%	1
ARLINGTON ADULT RESIDENTIAL FACILITY, INC			1	100%	1
INTERNAL MEDICINE GROUP OF CENTRAL FLORIDA			1	100%	1
UABC			1	100%	1
PRIMARY CARE & PEDIATRICS - SHEPHERSTOWN		1			1
FRESENIUS SOUTH FORT MYERS		1			1
Diversicare of Smyrna		1			1
SACRED HEART MEDICAL CENTER			1	100%	1
Willowbrooke Court at Normandy Farms Estates		1			1
MEDICAL ASSOCIATES OF BREVARD LLC		1			1
GIBSON AREA PRIMARY CARE			1	100%	1
LabCorp of America			1	100%	1
CVS NE2741POCT LA VISTA		1			1
WILSON FAMILY MEDICINE LLC		1			1
FAIRVIEW SOUTHDALE			1	100%	1
PALMETTO CHARTER SCHOOL		1			1
MCH PHYSICIANS GROUP			1	100%	1
MED CHOICE CENTER OF NORTH MIAMI			1	100%	1
CVS / PHARMACY #10794			1	100%	1
HEALTH FIRST MEDICAL GROUP LLC			1	100%	1
ELKTON TRANSITIONAL CARE CENTER		1			1
ARIZA WELLNESS CARE LLC			1	100%	1
WOOD COUNTY HEALTH DEPARTMENT			1	100%	1

COVID-19: testing by laboratory

Data through Mar 10, 2021 verified as of Mar 11, 2021 at 09:25 AM

Data in this report are provisional and subject to change.

The numbers in the table below represent the number of Florida and non-Florida residents for whom test results were received by the Department of Health. A person can be tested by more than one laboratory and can have both positive and negative results. **Therefore, the sum of the numbers in each column will be larger than the total number of people tested.**

Reporting lab	Inconclusive	Negative	Positive	Percent positive	Total
PEDIATRIC PARTNERS			1	100%	1
SOUTHWEST REGIONAL PCR LABORATORY			1	100%	1
MT SINA1 HOSPICE			1	100%	1
NASON HOSPITAL			1	100%	1
BAYMEADOWS PEDIATRIC CARE		1			1
ROCKLEDGE HEALTH & REHABILITATION CENTER			1	100%	1
LABTECH DIAGNOSTICS			1	100%	1
KIDSVILLE PEDIATRICS III PA			1	100%	1
Glen Oaks Health and REhabilitation		1			1
INHEALTH LIFE SCIENCES LLC			1	100%	1
Miller Health Care Center			1	100%	1
BETHESDA HOSPITAL EAST BLOOD GAS LAB			1	100%	1
TANNER CLINIC			1	100%	1
Broomall Manor		1			1
Birmingham Nursing and Rehabilitation East LLC		1			1
AMERICA'S ER SITE 002 LLC			1	100%	1
CARESPOT - LEE VISTA			1	100%	1
GRAND VIEW HOSPITAL			1	100%	1
RENOWN REGIONAL MEDICAL CENTER			1	100%	1
ALLEGHENY GENERAL HOSPITAL			1	100%	1
BETHESDA HOSPITAL			1	100%	1
Vista Park			1	100%	1
WALGREENS #15369		1			1
PM PEDIATRICS OF BAYSIDE PLLC - BELLER		1			1
EXPRESS CARE OF OCALA			1	100%	1
WESTEX URGENT CARE, PLLC			1	100%	1
MEADOWS PARK HEALTH AND REHABILITATION		1			1
URGENT CARE OF COASTAL GEORGIA			1	100%	1
Orange City Nursing and Rehab Center			1	100%	1
LOUISIANA STATE LAB			1	100%	1
COMMUNITY			1	100%	1
EAGLE COUNTY HEALTH AND HUMAN SERVICES			1	100%	1
Juniper Village at Bucks County		1			1
NEW RIVER HEALTH DISTRICT			1	100%	1
HENRY FORD HOSPITAL			1	100%	1
MAHONEY PEDIATRICS PA			1	100%	1
TITUSVILLE TOWERS ASSISTED LIVING		1			1
SAINT ALPHONSUS REGIONAL MEDICAL CENTER			1	100%	1
CVS NE8616POCT LINCOLN		1			1
SISTERS MISSION			1	100%	1
VICTORIA PAIN AND REHABILITATION CENTER			1	100%	1
Walgreens #9890		1			1
MEDEXPRESS URGENT CARE - DANVILLE		1			1
TEMPUS_LABS			1	100%	1
OMNICARE PHARMACY OF TEXAS 1, LP		1			1
Brown Memorial Home		1			1
CARING PROFESSIONAL HEALTH CARE LLC		1			1

COVID-19: testing by laboratory

Data through Mar 10, 2021 verified as of Mar 11, 2021 at 09:25 AM

Data in this report are provisional and subject to change.

The numbers in the table below represent the number of Florida and non-Florida residents for whom test results were received by the Department of Health. A person can be tested by more than one laboratory and can have both positive and negative results. **Therefore, the sum of the numbers in each column will be larger than the total number of people tested.**

Reporting lab	Inconclusive	Negative	Positive	Percent positive	Total
SENCARE MANAGEMENT		1			1
STANDIFER PLACE		1			1
TILE PHARMACY		1			1
St. Luke's Care Center		1			1
OCALA RKC EAST HEMO #1			1	100%	1
PUBLIX PHARMACY #0332		1			1
NEW YORK STATE DEPARTMENT OF HEALTH			1	100%	1
CLEVELAND CLINIC FLORIDA WAIVED			1	100%	1
WALKIN MEDICAL URGENT CARE,NEW CITY			1	100%	1
RYE BEACH PHARMACY INC		1			1
ONslow COUNTY HEALTH DEPARTMENT			1	100%	1
Wedgewood Manor		1			1
Accordius Health at Harrisonburg		1			1
PINELLAS POINT NURSING AND REHAB CENTER			1	100%	1
BAPTIST HEALTH MEDICAL PLAZA			1	100%	1
BREVARD COUNTY JAIL			1	100%	1
USCG AIR STATION CLEARWATER CLINIC			1	100%	1
MAINE HEALTH AND ENVIRONMENTAL TESTING LABORATORY			1	100%	1
WALGREENS # 12338		1			1
WALGREENS #06025		1			1
CAH ACQUISITION COMPANY 11 LLC			1	100%	1
MEDERI CARETENDERS VS OF SE FL LLC DBA			1	100%	1
WELLCARE URGENT CARE			1	100%	1
TEQUESTA FAMILY MEDICAL CENTER LLC			1	100%	1
MEDEXPRESS URGENT CARE - EWING		1			1
AESTHETIC PHYSICIANS PC			1	100%	1
Remarkable Healthcare Dallas			1	100%	1
HEALTH GUAGE			1	100%	1
Raleigh Center (WV)			1	100%	1
LAKE VIEW COURT		1			1
BRISTOL REGINAL MEDICAL CENTER			1	100%	1
US LABORATORIES			1	100%	1
KEY WEST BRANCH MEDICAL CLINIC			1	100%	1
MEDEXPRESS URGENT CARE - LEOMINSTER		1			1
EVENTIDE LUTHERAN HOME		1			1
CVS MA1022POCT CAMBRIDGE		1			1
MRMC LAB MICRO			1	100%	1
LABORATORY COPRORATION OF AMERICA			1	100%	1
Schoenbrunn Healthcare		1			1
Northern Nevada State Veterans Home		1			1
ST.ELIZABETH HEALTH CENTER	1				1
SILVER SPRINGS SHORES DIALYSIS			1	100%	1
Avista Nursing and Rehab			1	100%	1
MEDEXPRESS URGENT CARE - BECKLEY		1			1
LOGAN COUNTY HOSPITAL			1	100%	1
Kroger - KR001100688			1	100%	1
SOPHIA MEDICAL ASSOCIATES, PC			1	100%	1

COVID-19: testing by laboratory

Data through Mar 10, 2021 verified as of Mar 11, 2021 at 09:25 AM

Data in this report are provisional and subject to change.

The numbers in the table below represent the number of Florida and non-Florida residents for whom test results were received by the Department of Health. A person can be tested by more than one laboratory and can have both positive and negative results. **Therefore, the sum of the numbers in each column will be larger than the total number of people tested.**

Reporting lab	Inconclusive	Negative	Positive	Percent positive	Total
TIMPANOGOS REGIONAL HOSPITAL			1	100%	1
VANAJA SUREDDI MD PA			1	100%	1
SC-GA2018 THE RIDGE REHABILITATION & H		1			1
FIVE STAR PREMIER RESIDENCES OF POMPANO BEACH			1	100%	1
LANGLEY DIALYSIS			1	100%	1
PENN NURSING CENTER		1			1
MEDICAL LIFE-INC GUIDEWELL EMERGENCY MEDICINE			1	100%	1
GSM OCED Subsection			1	100%	1
WORKFORCE HEALTH DEPARTMENT			1	100%	1
Kroger 016 - The Little Clinic Centennial		1			1
THE MEDICAL CENTER			1	100%	1
GENESIS HEALTH SYSTEM			1	100%	1
ATMORE COMMUNITY HOSPITAL			1	100%	1
PAUL C SCHWARTZ & MELVIN L WEIDMAN		1			1
Heritage of Red Cloud		1			1
MEDICAL ASSOCIATES OF CARTER		1			1
CONSULATE HEALTH CARE OF VERO BEACH			1	100%	1
IVY CREEK HEALTHCARE & WELLNESS CENTRE			1	100%	1
MEDIPLUS CLINIC, INC			1	100%	1
MEDEXPRESS URGENT CARE-BRENTWOOD		1			1
FLORIDA DIGESTIVE AND LIVER SPECIALISTS			1	100%	1
LAB TEST KENDALL LLC		1			1
SPORTS MEDICINE CLINIC - U OF WYOMING			1	100%	1
INNOVATIVE CARE II LLC			1	100%	1
CRESTHAVEN			1	100%	1
SOUTHERN FAMILY HEALTH			1	100%	1
HEALTHPLUS			1	100%	1
ROSLYN INTERNAL MEDICINE		1			1
Life Care Center of Paradise Valley		1			1
HELIX BIOMEDICS LLC			1	100%	1
ST FRANCIS MEDICAL CENTER			1	100%	1
ST ANTHONY COMMUNITY HOSPITAL LAB		1			1
JACKSONVILLE HEALTH & REHAB		1			1
Arlington Care Center			1	100%	1
GOOD PEDIATRICS			1	100%	1
Fairhaven Retirement Community		1			1
VA Texas Valley Coastal Bend Harlingen HCC		1			1
FLORIDA EPIDEMIOLOGY PROGRAM			1	100%	1
AVERA SACRED HEART HOSPITAL			1	100%	1
Rockcastle Health and Rehab		1			1
ADVENTHEALTH SENIOR CARE AT ORMOND			1	100%	1
MULTICARE PHYSICIANS			1	100%	1
Autumn Care of Suffolk		1			1
MEDEXPRESS URGENT CARE - BENTONVILLE		1			1
KETTERING MEDICAL CENTER			1	100%	1
ASSOCIATES IN INTERNAL MEDICINE PA			1	100%	1
MARTIN HEALTH PHYSICIAN GROUP			1	100%	1

COVID-19: testing by laboratory

Data through Mar 10, 2021 verified as of Mar 11, 2021 at 09:25 AM

Data in this report are provisional and subject to change.

The numbers in the table below represent the number of Florida and non-Florida residents for whom test results were received by the Department of Health. A person can be tested by more than one laboratory and can have both positive and negative results. **Therefore, the sum of the numbers in each column will be larger than the total number of people tested.**

Reporting lab	Inconclusive	Negative	Positive	Percent positive	Total
Smg At Bridgewater Family Medicine		1			1
Orchid Cove at Naples			1	100%	1
BAYLOR SCOTT & WHITE ALL SAINTS MEDICAL CENTER FT			1	100%	1
MISSION REGIONAL MEDICAL CENTER			1	100%	1
VITAL CARE			1	100%	1
HARTFORD HEALTH CARE & REHABILITATION			1	100%	1
ATLANTIS VISION CENTER			1	100%	1
Glenburn Home		1			1
OXLEY PARK HEALTH & REHAB		1			1
BIODORON LABORATORIES			1	100%	1
CYPRESS CREEK DIALYSIS CTR			1	100%	1
CHATEAU MADELEINE - SENIOR LIVING & MEMORY CARE			1	100%	1
REHABILITATION CENTER OF SOUTH GEORGIA		1			1
Freedom Pointe at The Villages			1	100%	1
KEY BISCAYNE PEDIATRIC ASSOCIATES INC			1	100%	1
SELECT SPECIALTY HOSPITAL - ORLANDO SOUTH			1	100%	1
EXPRESS LAB LIVINGSTON			1	100%	1
GENESIS HOME HEALTH CARE SERVICES OF			1	100%	1
FORT MYERS DIALYSIS		1			1
GENESIS MICROBIOLOGY LAB		1			1
EASTMAN HEALTHCARE & REHAB		1			1
PEDIATRIC PARTNERS ZEPHYRHILLS			1	100%	1
CMC MERCY LABORATORY			1	100%	1
Signature HealthCare of Bowling Green		1			1
VERITAS GENETICS, INC.			1	100%	1
REGIONAL MED CTR BAYONET POINT			1	100%	1
LANGLADE			1	100%	1
ADVENTHEALTH MEDICAL GROUP UROLOGY AT EAST ORLANDO		1			1
GALVESTON COUNTY HEALTH DISTRICT			1	100%	1
SAINT JOSEPHS HOSPITAL OF ATLANTA			1	100%	1
San Antonio Residence and Rehabilitation Center		1			1
FAU MEMORY & WELLNESS CENTER			1	100%	1
PROGRESSIVE URGENT CARE, PC			1	100%	1
OUCH URGENT CARE			1	100%	1
TEXAS HEALTH HARRIS METHODIST HOSPITAL			1	100%	1
MID FLORIDA DERMATOLOGY ASSOCIATES PA			1	100%	1
VALLEY HOSPITAL MEDICAL CENTER		1			1
FAITH FAMILY PRACTICE			1	100%	1
HEARTLAND OF ZEPHYRHILLS FL, LLC			1	100%	1
PREVENTIVE CARDIOLOGY AND INTERNAL MEDICINE ASSOCI			1	100%	1
DESTIN SURGERY CENTER LTD		1			1
MCR HEALTH MEDICAL EXPRESS			1	100%	1
BAPTIST HOSPITAL EAST			1	100%	1
HATLEY HEALTH CARE, INC		1			1
CONNECTICUT PEDIATRICS @ CHC		1			1
NEW ULM MEDICAL CENTER			1	100%	1
TRIPLE O RESEARCH INSTITUTE PA			1	100%	1

COVID-19: testing by laboratory

Data through Mar 10, 2021 verified as of Mar 11, 2021 at 09:25 AM

Data in this report are provisional and subject to change.

The numbers in the table below represent the number of Florida and non-Florida residents for whom test results were received by the Department of Health. A person can be tested by more than one laboratory and can have both positive and negative results. **Therefore, the sum of the numbers in each column will be larger than the total number of people tested.**

Reporting lab	Inconclusive	Negative	Positive	Percent positive	Total
MEDHEALTH CLINICAL INC			1	100%	1
BROOKSVILLE REGIONAL HOSPITAL			1	100%	1
ADVANCE CARDIOVASCULAR IMAGING, INC			1	100%	1
Williamstown Commons			1	100%	1
METHODISM MIDLOTHIAN MEDICAL CENTER			1	100%	1
THYROID SPECIALTY LABORATORY			1	100%	1
CLARKSVILLE MANOR INC		1			1
CVS OH4359POCT HUDSON		1			1
Riverside Nursing & Rehabilitation Center		1			1
PENNY PEDIATRICS		1			1
NORTH CAROLINA STATE LABORATORY OF PUBLIC HEALTH, SPECTRUM LAB NETWORK			1	100%	1
PROVIDENCE HOSPITAL			1	100%	1
FAMILY MEDICAL CENTERS			1	100%	1
TMH PHYSICIAN PARTNERS WAKULLA			1	100%	1
SUNY AT STONY BROOK			1	100%	1
PENROSE HOSPITAL			1	100%	1
ADVANCE GASTROENTEROLOGY			1	100%	1
TALLAHASSEE DIALYSIS		1			1
CLINICAL MICROBIOLOGY LAB FAIRVIEW UNIVERSITY HOSPITAL			1	100%	1
BROOKDALE WEST PALM BEACH			1	100%	1
LIBERTY COMMONS NURSING AND REHABILITA		1			1
J F K PEDIATRICS			1	100%	1
CHILDRENS HEALTHCARE CTE OF NORTHERN		1			1
FLORIDA HOSPITAL TRANSPLANT CENTER		1			1
Oak Hill Health & Rehabilitation Center			1	100%	1
ABRAKIDABRA KIDS CLINIC			1	100%	1
Henry County Health and Rehabilitation		1			1
CFHC - FROSTPROOF			1	100%	1
EAST END PEDIATRICS		1			1
THE DOCTORS OFFICE OF BRICK, LLC		1			1
JERSEY IRISH MEDICAL		1			1
Masonic Medical Research Institute			1	100%	1
WOMENS CARE FLORIDA LLC			1	100%	1
NEWCARE PRIMARY MEDICINE			1	100%	1
BAYFRONT CARDIOVASCULAR ASSOCIATES			1	100%	1
BIOLOGICAL AND CHEMICAL EMERGENCIES LABORATORY			1	100%	1
MID-SOUTH URGENT CARE, PLLC			1	100%	1
PUBLIC HEALTH LABORATORIES			1	100%	1
ASANTE THREE RIVERS MEDICAL CENTER LAB		1			1
CARENOW URGENT CARE-HENDERSONVILLE		1			1
Walgreens #9121		1			1
RENE F CEDENO DMD PA		1			1
EMERALD HEALTH CARE		1			1
SARASOTA MEMORIAL HOSPITAL		1			1
CORPORATION OF AMERICA		1			1
ORLANDO DIALYSIS		1			1
CARDIAC AND VASCULAR CONSULTANTS MD PA		1			1

COVID-19: testing by laboratory

Data through Mar 10, 2021 verified as of Mar 11, 2021 at 09:25 AM

Data in this report are provisional and subject to change.

The numbers in the table below represent the number of Florida and non-Florida residents for whom test results were received by the Department of Health. A person can be tested by more than one laboratory and can have both positive and negative results. **Therefore, the sum of the numbers in each column will be larger than the total number of people tested.**

Reporting lab	Inconclusive	Negative	Positive	Percent positive	Total
HUNTSVILLE HOSPITAL			1	100%	1
YOUR KIDS URGENT CARE			1	100%	1
EH FARGO HOSPITAL LABORATORY			1	100%	1
OMNI HEALTHCARE INC			1	100%	1
FAMILY MEDICAL CENTER OF HOLLYWOOD PA			1	100%	1
KELLY			1	100%	1
PRIME CARE FAMILY MEDICINE			1	100%	1
Good Samaritan Society-Atkinson		1			1
PEDIATRIC ASSOCIATES - JACKSONVILLE			1	100%	1
HEALTH NETWORK			1	100%	1
MIAMI CHILDRENS HOSPITAL MIDTOWN OUTPATIENT CENTER			1	100%	1
HALIFAX FAMILY HEALTH CENTER			1	100%	1
MEDEXPRESS URGENT CARE - LINCOLN		1			1
HIGHLANDS CLINICAL LABORATORY			1	100%	1
HOLMES FAMILY PRACTICE PA			1	100%	1
NORTH BREVARD CHILDRENS MEDICAL CENTER			1	100%	1
APPLECARE URGENT CARE KINGSLAND			1	100%	1
PROGRESSIVE MEDICAL LAB LLC			1	100%	1
SPECTRUM LUDINGTON			1	100%	1
WARREN GENERAL HOSPITAL			1	100%	1
MEA PRIMARY CARE PLUS BYRAM			1	100%	1
ALL CARE URGENT CARE			1	100%	1
DAVENPORT PEDIATRICS CLERMONT			1	100%	1
INNOVATIVE HEALTH DIAGNOSTIC OF CALIFORNIA			1	100%	1
Kroger 569 - The Little Clinic Gallatin		1			1
DAYTONA BEACH CENTRA CARE			1	100%	1
ORMOND PEDIATRICS PA			1	100%	1
WESTON COUNTY HEALTH SERVICES			1	100%	1
CARE ADVANTAGE			1	100%	1
HALE KUPUNA HERITAGE HOME		1			1
MYLAN-SOUTH POINT PA		1			1
ELATION HEALTH		1			1
SHANNON MEDICAL CENTER			1	100%	1
KENDALL PEDIATRICS PARTNERS LLC			1	100%	1
SHANDS JACKSONVILLE CLINICAL CENTER			1	100%	1
INTERIM HEALTHCARE OF PALM COAST			1	100%	1
KAISER PERMANENTE REGIONAL REFERENCE LABORATORY		1			1
Cerenity Senior Care-White Bear Lake		1			1
CENTRAL FL INTERNAL MEDICINE ASSOCIATES LLC		1			1
Shelbyville Manor		1			1
AHC Dyersburg		1			1
CVS TN6414POCT SMYRNA		1			1
Brio of Johnston		1			1
Walgreens #10988		1			1
DEVLAB, LLC			1	100%	1
BRIDGEWAY CENTER INC			1	100%	1
ADVENTHEALTH MEDICAL GROUP ADULT AND SENIOR HEALTH			1	100%	1

COVID-19: testing by laboratory

Data through Mar 10, 2021 verified as of Mar 11, 2021 at 09:25 AM

Data in this report are provisional and subject to change.

The numbers in the table below represent the number of Florida and non-Florida residents for whom test results were received by the Department of Health. A person can be tested by more than one laboratory and can have both positive and negative results. **Therefore, the sum of the numbers in each column will be larger than the total number of people tested.**

Reporting lab	Inconclusive	Negative	Positive	Percent positive	Total
CVS OH6164POCT DELAWARE		1			1
SPRINGFIELD HOSPITAL			1	100%	1
CORE OCCUPATIONAL RESOURCES, LLC			1	100%	1
HOLYOKE MEDICAL CENTER			1	100%	1
MARYWOOD HEIGHTS		1			1
LAB. CORP. OF AMERICA			1	100%	1
NORTH WEST FLORIDA DIAGNOSTIC ENOCRINOLOGY CLINIC			1	100%	1
CLINICAL LABORATORY DEPARTMENT			1	100%	1
CLINTON DRUG STORE		1			1
HUDSON REGIONAL HOSPITAL			1	100%	1
MY WELLNESS EXPRESS			1	100%	1
Kroger 527 - The Little Clinic Hwy 70 S.		1			1
GULF BREEZE TREATMENT CENTER, LLC			1	100%	1
INDIGO PALMS			1	100%	1
NEMOURS CHILDRENS URGENT CARE			1	100%	1
PARKWAY REGIONAL MEDICAL CENTER LAB			1	100%	1
VIVIAN SIMMONS FAMILY PRACTICE			1	100%	1
Accordius Health at Gastonia			1	100%	1
ABSOLUTE CAREGIVERS HOME HEALTH AGENCY INC			1	100%	1
CELEBRATION FAMILY PHYSICIANS LLC			1	100%	1
Central Alabama Veterans HCS - East Campus		1			1
NORTHEAST FLORIDA INTERNAL MEDICINE PA		1			1
RIVERTON CBOC			1	100%	1
JOHN PETER SMITH HOSPITAL- OB TRIAGE			1	100%	1
Signature Healthcare of Palm Beach			1	100%	1
Altenheim Senior Living		1			1
HELIX URGENT CARE			1	100%	1
PSL JAX BEACH OPERATIONS LLC			1	100%	1
FIT4LIFE MEDICAL CENTER			1	100%	1
MEMORIAL SATILLA HEALTH			1	100%	1
ANDREWS			1	100%	1
HANCOCK REGIONAL HOSPITAL		1			1
SEVEN HILLS HEALTHCARE GROUP LLC DBA		1			1
Kroger 539 - The Little Clinic Memorial Blvd.		1			1
Oakview Manor Health and Rehab		1			1
ASHLEY PEDIATRICS DAY & NIGHT CLINIC			1	100%	1
Kroger 618 - The Little Clinic Trail Creek Village		1			1
IDAHO HEALTH DEPARTMENT			1	100%	1
HIGHLAND PARK LAKEWOOD PRESTON HOLLOW			1	100%	1
ABSOLUTE QUICK CARE			1	100%	1
CARSON NURSING AND REHABILITATION CENTER		1			1
OCEAN MEDICAL CENTER		1			1
FRESENIUS KIDNEY CARE FORT WALTON BEACH			1	100%	1
NABI		1			1
Medicalodges Neosho			1	100%	1
GAMMA HEALTHCARE, INC		1			1
BAPTIST HEALTH PRIMARY CARE AT CUTLER BAY			1	100%	1

COVID-19: testing by laboratory

Data through Mar 10, 2021 verified as of Mar 11, 2021 at 09:25 AM

Data in this report are provisional and subject to change.

The numbers in the table below represent the number of Florida and non-Florida residents for whom test results were received by the Department of Health. A person can be tested by more than one laboratory and can have both positive and negative results. **Therefore, the sum of the numbers in each column will be larger than the total number of people tested.**

Reporting lab	Inconclusive	Negative	Positive	Percent positive	Total
COASTAL PEDIATRICS LLC			1	100%	1
BRADENTON CONVENTION CENTER□			1	100%	1
LAREDO EMERGENCY ROOM			1	100%	1
SOUTH TEXAS HEALTH SYSTEM ER - WARE ROAD			1	100%	1
CHRISTIANA HOSPITAL		1			1
MID-FLORIDA PATHOLOGY LLC		1			1
CHAMBREL AT PINECASTLE			1	100%	1
PALOMAR MEDICAL CENTER			1	100%	1
Fairview			1	100%	1
Valley View Health and Rehabilitation, LLC		1			1
TOMAH VAMC			1	100%	1
MEDEXPRESS URGENT CARE - ROCKAWAY		1			1
TRIHEALTH			1	100%	1
HUNTERS CREEK MEDICAL ASSOCIATES PA		1			1
TMH URGENT CARE CENTER			1	100%	1
CLEVELAND HEARTLAB			1	100%	1
Melbourne Terrace Rehabilitation Center			1	100%	1
ST JOHNS PEDIATRICS PA		1			1
WAKE FOREST MEDICAL CENTER LABORATORY			1	100%	1
GADSDEN FAMILY PRACTICE		1			1
LIFEGUARD AMBULANCE SERVICE LLC - BAY COUNTY			1	100%	1
BORINQUEN HEALTH CENTER			1	100%	1
Nemours Children's Clinic-Orla			1	100%	1
OAKWOOD HOSPITAL - SOUTHSORE			1	100%	1
SIGNATURE CARE MIDLAND			1	100%	1
MD NOW MEDICAL CENTERS, INC			1	100%	1
NEMOURS CHILDREN'S PRIMARY CARE			1	100%	1
CVS OH4499POCT LYNDHURST		1			1
WALGREENS #5130			1	100%	1
Washington County Nursing H0me			1	100%	1
ST JOSEPHS CHILDRENS HOSPITAL PEDI TRANSPORT			1	100%	1
CVS OH4300POCT STRONGSVILLE		1			1
CVS MI8091POCT FRASER		1			1
HIGH DESERT COURT GROUP HOME			1	100%	1
ADVANCED LABORATORY SERVICES			1	100%	1
Good Samaritan Society - Albion		1			1
FREDERICK AVENUE GROUP HOME		1			1
YOUTH HEALTH CENTER OF HUNTINGTON		1			1
Kroger 407 - The Little Clinic Lexington		1			1
ERIE COUNTY EMERGENCY SERVICES DIV OF		1			1
CVS CA9497POCT IRVINE		1			1
MEDEXPRESS URGENT CARE - TOPEKA, SW WANAMAKER RD		1			1
GWINNETT MEDICAL CENTER			1	100%	1
Summit Medical Group Morristown Oncology		1			1
Grays Harbor Health and Rehabilitation		1			1
MINUTE CLINIC DIAGNOSTIC MED GRP OF CA		1			1
SPRINGBROOK HOSPITAL			1	100%	1

COVID-19: testing by laboratory

Data through Mar 10, 2021 verified as of Mar 11, 2021 at 09:25 AM

Data in this report are provisional and subject to change.

The numbers in the table below represent the number of Florida and non-Florida residents for whom test results were received by the Department of Health. A person can be tested by more than one laboratory and can have both positive and negative results. **Therefore, the sum of the numbers in each column will be larger than the total number of people tested.**

Reporting lab	Inconclusive	Negative	Positive	Percent positive	Total
HARDIN MEMORIAL HOSPITAL - HEARTLAND PATHOLOGY CONSULTANTS			1	100%	1
FORT LOUDOUN PRIMARY CARE		1			1
NEW MILFORD HOSPITAL			1	100%	1
DEPT OF VA MEDICAL CENTER - MIAMI			1	100%	1
MAIN STREET PHARMACY OF MARCELLUS, INC		1			1
SAINT PETE MRI			1	100%	1
FLORIDA HEART AND VASCULAR MULTISPECIALTY GROUP PA			1	100%	1
SAINT FRANCIS HOSPITAL			1	100%	1
ARIZONA STATE LABORATORY			1	100%	1
ADVANCE HEALTH AND WELLNESS SOLUTIONS			1	100%	1
ADDINGTON PLACE EAST LAKE		1			1
CVS OH2540POCT HILLIARD		1			1
SMA BEHAVIORAL HEALTH SERVICES INC		1			1
BREVARD FAMILY WALK IN CLINIC			1	100%	1
SANCHEZ CAZAU MEDICAL GROUP			1	100%	1
Kroger 670 - The Little Clinic Dawson Forest Rd & Hwy 19		1			1
Community Care Center of Heritage House, LLC			1	100%	1
MORSELIFE HOME CARE INC			1	100%	1
LAKE MARY OPTUM FLORIDA			1	100%	1
MEDEXPRESS URGENT CARE - WESTFIELD, E MAIN ST			1	100%	1
MARTINSVILLE HEALTH AND REHAB			1	100%	1
Crowne Health Care of Greenville		1			1
CVS NE8626POCT LINCOLN		1			1
Rehab Select of Talladega		1			1
Kroger 518 - The Little Clinic Hermitage		1			1
SUMMIT DETOX INC			1	100%	1
CITRONELLE HEALTH AND REHABILITATION CENTER		1			1
LOWER KEYS COMMUNITY HEALTH CENTER			1	100%	1
Rio Grande City Nursing and Rehab Center			1	100%	1
DISCOVERY AT HOME, LLC			1	100%	1
PRIMEX CLINICAL LABORATORIES INC			1	100%	1
ADVENTHEALTH PHYSICIAN GROUP - APPLEWOOD			1	100%	1
INTERMOUNTAIN HEALTHCARE LABORATORY SERVICES			1	100%	1
TENNOVA ER - SANGO			1	100%	1
BAPTIST MEDICAL PLAZA AT WESTCHESTER			1	100%	1
SIPERSTEIN DERMATOLOGY LLC			1	100%	1
VA ST LOUIS HEALTH CARE SYSTEM			1	100%	1
Livingston County Center for Nursing and Rehabilitation		1			1
ROSE HAVEN NURSING CENTER		1			1
Lemont Nursing and Rehab Center			1	100%	1
NEMOURS CHILDREN HOSPITAL			1	100%	1
SUNCOAST RESEARCH GROUP LLC			1	100%	1
Chateau Living Center			1	100%	1
THE TOLEDO HOSPITAL			1	100%	1
SKYRIDGE CLINICAL ASSOCIATES		1			1
FLORIDA MEDICAL CLINIC PA GI			1	100%	1
SPECTRUM LABORATORY			1	100%	1

COVID-19: testing by laboratory

Data through Mar 10, 2021 verified as of Mar 11, 2021 at 09:25 AM

Data in this report are provisional and subject to change.

The numbers in the table below represent the number of Florida and non-Florida residents for whom test results were received by the Department of Health. A person can be tested by more than one laboratory and can have both positive and negative results. **Therefore, the sum of the numbers in each column will be larger than the total number of people tested.**

Reporting lab	Inconclusive	Negative	Positive	Percent positive	Total
WEST BOYNTON DIALYSIS			1	100%	1
DILELLA			1	100%	1
WAKULLA URGENT CARE & DIAGNOSTIC			1	100%	1
FALKVILLE HEALTHCARE		1			1
PROMUS DIAGNOSTICS, LLC			1	100%	1
RED BUG LAKE ROAD OVIEDO COVID			1	100%	1
LAS PALMAS MEDICAL CENTER			1	100%	1
LYSTER MAIN LAB, FT RUCKER		1			1
THE INTERNAL MEDICAL GROUP		1			1
RCP OF MEMORIAL WEST			1	100%	1
777 URGENT CARE			1	100%	1
WEST VIRGINIA UNIVERSITY HOSPITALS			1	100%	1
Greencroft Goshen		1			1
DOYLESTOWN HOSPITAL			1	100%	1
SUNSHINE PEDIATRICS OF LUTz			1	100%	1
GENEVA FAMILY HEALTH			1	100%	1
TRAFALGAR DIALYSIS			1	100%	1
BETHESDA DIALYSIS			1	100%	1
BELLMORE PEDIATRICS		1			1
CVS MA2600POCT WEYMOUTH			1	100%	1
NORTH FLORIDA FAMILY MEDICINE			1	100%	1
TMH REHABILITATION CENTER		1			1
ULTIMATE KIDNEY CARE			1	100%	1
MOUNT SINAI COMPREHENSIVE CANCER CENTER			1	100%	1
PERRY COUNTY NURSING HOME		1			1
OMC PRIMARY CARE - HOSPITAL CAMPUS			1	100%	1
PEDRO MENENDEZ HEALTH CENTER AT ST JOHNS			1	100%	1
TEXAS HEALTH ARLINGTON MEMORIAL HOSPITAL			1	100%	1
TEXAS HEALTH ARLINGTON MEMORIAL		1			1
OMAHA VA MEDICAL CENTER			1	100%	1
PUBLIX PHARMACY #1114			1	100%	1
EVANS FAMILY CARE PA			1	100%	1
Heartland Health Care Center Jacksonville			1	100%	1
LIFE CARE CENTER OF HILTON HEAD		1			1
CVS MA957POCT WEST SPRINGFIELD		1			1
MEDEXPRESS URGENT CARE - DERBY N ROCK		1			1
BNJ		1			1
RANDOLPH COUNTY HEALTH & REHABILITATIO		1			1
EVEXIA DIAGNOSTICS			1	100%	1
MIAMI-DADE COUNTY HEALTH DEPT.		1			1
MIRAMAR KIDNEY CENTER		1			1
AURORA CONSOLIDATED LABORATORY			1	100%	1
American Fork Care Center dba Heritage Care Center		1			1
The Center at Centennial			1	100%	1
Hillside Manor Rehabilitation and Extended Care Center		1			1
MEDICAL EXAMINERS OFFICE, LEESBURG			1	100%	1
ALLEGANY COUNTY DEPARTMENT OF HEALTH		1			1

COVID-19: testing by laboratory

Data through Mar 10, 2021 verified as of Mar 11, 2021 at 09:25 AM

Data in this report are provisional and subject to change.

The numbers in the table below represent the number of Florida and non-Florida residents for whom test results were received by the Department of Health. A person can be tested by more than one laboratory and can have both positive and negative results. **Therefore, the sum of the numbers in each column will be larger than the total number of people tested.**

Reporting lab	Inconclusive	Negative	Positive	Percent positive	Total
KIOSK MEDICINE KENTUCKY LLC		1			1
Kroger 705 - The Little Clinic Richmond		1			1
Mountain City Care and Rehabilitation Center		1			1
TAYLOR COUNTY HEALTH DEPARTMENT			1	100%	1
THE EMORY CLINIC			1	100%	1
ADVENTHEALTH HOME CARE WATERMAN			1	100%	1
Parkside Manor		1			1
MEDEXPRESS URGENT CARE - MT EPHRAIM		1			1
COURTLAND TERRACE		1			1
A.G. Rhodes		1			1
HOUSTON MEDICAL CENTER			1	100%	1
MINUTECLINIC DIAGNOSTIC OF KANSAS, PC		1			1
Kroger 588 - The Little Clinic Thompsons Station		1			1
OHSU LABORATORY SERVICES		1			1
PROGRESSIVE MEDICAL RESEARCH			1	100%	1
LIFESTREAM BEHAVIORAL CENTER INC			1	100%	1
SYNAPSE ANALYTICAL LABS		1			1
ALL PRO ORTHOPEDICS & SPORTS MEDICINE, PA			1	100%	1
EXACCARE KINGSTON, LLC			1	100%	1
SHAW MEDICAL GROUP LLC			1	100%	1
St. Catherine's manor of Findlay		1			1
MISSISSIPPI VALLEY REGIONAL BLOOD CENTER			1	100%	1
LabCorp L#09258295 M#09258285			1	100%	1
TFH HOME HEALTH INC			1	100%	1
CONTINENTAL HOME HEALTH CARE INC			1	100%	1
PREMIUM HOME HEALTH CARE INC			1	100%	1
SKY LAKES MEDICAL CENTER		1			1
LIBERTY URGENT CARE			1	100%	1
Walgreens #12153		1			1
Mayfair Village Nursing Care Center		1			1
SHRIVERS PHARMACY AND WELLNESS CENTER			1	100%	1
Kroger 006 - The Little Clinic Uintah Gardens		1			1
MEMORIAL HOSPITAL AT GULFPORT			1	100%	1
ALABAMA REFERENCE LAB			1	100%	1
Consulate Health Care of Tallahassee			1	100%	1
LANTANA HC LAB			1	100%	1
WELL-KEY URGENT CARE SEVIERVILLE			1	100%	1
AVON PARK CLUSTER		1			1
AMERICAN LAB LLC		1			1
GOOD SAMARITAN HOSPITAL			1	100%	1
MEDICAL ASSOCIATES OF THE SHOALS		1			1
SMITH			1	100%	1
CVS NV5942POCT LAS VEGAS		1			1
FAMILY MEDICAL CLINIC KENDALL LLC			1	100%	1
PROVIDENCE PORTLAND MEDICAL CENTER		1			1
SOUTH DADE NURSING & REHABILITATION CENTER			1	100%	1
FLORIDA FAMILY LABORATORY		1			1

COVID-19: testing by laboratory

Data through Mar 10, 2021 verified as of Mar 11, 2021 at 09:25 AM

Data in this report are provisional and subject to change.

The numbers in the table below represent the number of Florida and non-Florida residents for whom test results were received by the Department of Health. A person can be tested by more than one laboratory and can have both positive and negative results. **Therefore, the sum of the numbers in each column will be larger than the total number of people tested.**

Reporting lab	Inconclusive	Negative	Positive	Percent positive	Total
JEFFREY A HIRSCHFIELD, MD PA			1	100%	1
Port Orange Nursing And Rehab Center			1	100%	1
TENNOVA HEALTHCARE - CLEVELAND			1	100%	1
CHI MEMORIAL HOSPITAL CHATTANOOGA			1	100%	1
MEDEXPRESS URGENT CARE, MOSSIDE		1			1
FLORIDA DEPARTMENT OF HEALTH PALM BEACH COUNTY			1	100%	1
MEMORIAL HERMANN KATY HOSPITAL			1	100%	1
SPARTANBURG REGIONAL MEDICAL CENTER			1	100%	1
SAINT LEO UNIVERSITY INCORPORATED			1	100%	1
Fairhope		1			1
MINUTECLINIC DIAGNOSTIC OF VIRGINIA, LLC #1980		1			1
C V S / PHARMACY #833		1			1
ENCORE AT BOCA RATON, THE			1	100%	1
WALGREENS NO 10512			1	100%	1
LONESTAR 24HRER MANAGEMENT LLC DBA LONESTAR 24HRER			1	100%	1
YUMA REGIONAL MEDICAL CENTER			1	100%	1
RESOURCE PATH LLC			1	100%	1
ROSE MEDICAL CENTER LAB			1	100%	1
ADVENTHEALTH CENTRA CARE POINCIANA			1	100%	1
MEMPHIS URGENT CARE #2, LLC			1	100%	1
DORA HOME CARE			1	100%	1
DOCTORS HOSPITAL OF LAREDO			1	100%	1
Caldwell Care		1			1
EMORY CRAWFORD LONG HOSPITAL			1	100%	1
GULF COUNTY HEALTH DEPARTMENT			1	100%	1
PALMA CEIA MED GROUP-SWANN		1			1
SHANNON CLARK OD, PA			1	100%	1
GARDENS PEDIATRICS			1	100%	1
ALTA BATES SUMMIT MEDICAL CENTER CLINICAL LAB			1	100%	1
POUDRE VALLEY HOSPITAL			1	100%	1
ADVANCED MEDICAL LABORATORIES (AML)			1	100%	1
QUALITY LAB			1	100%	1
HIGHLAND LABORATORY			1	100%	1
WELLPATH			1	100%	1
Jersey City Medical Center		1			1
UNIVERSITY PLACE NURSING CENTER		1			1
CVS MA299POCT WORCESTER		1			1
PANCARE HEALTH - BRUCE			1	100%	1
PALM BEACH COUNTY SHERIFF OFFICE			1	100%	1
THE DOCTOR'S OFFICE OF WEST CALDWELL		1			1
Cornerstone at the Ranch		1			1
PHOEBE PRIMARY CARE CAMILLA			1	100%	1
TREASURE COAST MEDICAL CONCIERGE LLC			1	100%	1
ST. MICHAEL'S ELITE HOSPITAL			1	100%	1
CIRRUS DX			1	100%	1
MEDEXPRESS URGENT CARE - PINE BLUFF S		1			1
UNIVERSITY OF MARYLAND PATHOLOGY ASSOCIATES			1	100%	1

COVID-19: testing by laboratory

Data through Mar 10, 2021 verified as of Mar 11, 2021 at 09:25 AM

Data in this report are provisional and subject to change.

The numbers in the table below represent the number of Florida and non-Florida residents for whom test results were received by the Department of Health. A person can be tested by more than one laboratory and can have both positive and negative results. **Therefore, the sum of the numbers in each column will be larger than the total number of people tested.**

Reporting lab	Inconclusive	Negative	Positive	Percent positive	Total
CLINICAL CARE, INC			1	100%	1
CULVER CITY URGENT CARE			1	100%	1
NORTHEAST GEORGIA HEALTH SYSTEM			1	100%	1
THE HOSPITALS OF PROVIDENCE EMERGENCY ROOM			1	100%	1
CEPERO PEDIATRICS PA			1	100%	1
MEDEXPRESS URGENT CARE - LAWTON		1			1
Kroger - KRO03400316			1	100%	1
CHC			1	100%	1
SEATTLE-KING COUNTY			1	100%	1
WHEATON FRANCISCAN LABORATORY			1	100%	1
URGENT DOC -NACOGODOCHES CLINIC			1	100%	1
MBMG OF WINTER HAVEN			1	100%	1
MEMORIAL HOSPITAL LOS BANOS			1	100%	1
MEDEXPRESS URGENT CARE - WICHITA, N MAIZE RD		1			1
SUN CITY DIAGNOSTIC CENTER			1	100%	1
ATHENS MEDICAL CENTER			1	100%	1
Bayou Vista Community Care Center			1	100%	1
JPS HEALTH CENTER AT TRUE WORTH PLACE			1	100%	1
CVS IL2297651CV JOLIET		1			1
Waycross VA CBOC		1			1
WELLINGTON WEST 100176			1	100%	1
Manor Care of Dallastown d/b/a ManorCare Health Services - Dallastown		1			1
DEVITA		1			1
HSRE-ASL CASSELBERRY TRS, LLC			1	100%	1
Walgreens #5421		1			1
TILLAMOOK COUNTY GENERAL HOSPITAL LAB		1			1
HEARTLAND PHARMACY SEBRING			1	100%	1
CVS OH2381POCT LEWIS CENTER		1			1
PASCO COUNTY HEALTH DEPARTMENT			1	100%	1
WESTOX LABS		1			1
COASTAL MANOR		1			1
Villa Maria			1	100%	1
CLIFTON-FINE HOSPITAL LABORATORY		1			1
WALMART PHARMACY 10-4554		1			1
Crisp Regional Nursing and Rehab Center		1			1
MERCY MEDICAL CENTER INC			1	100%	1
Ashland Place Health and Rehabilitation, LLC		1			1
WILMINGTON NURSING AND REHAB			1	100%	1
Bolingreen Health and Rehabilitation		1			1
CHATSWORTH ASSISTED LIVING COMMUNITY AT PGA NATIONAL			1	100%	1
FAMILY PRACTICE OF CENTRAL FLORIDA PA			1	100%	1
PHYSICIANS PRIMARY CARE LEHIGH PEDS			1	100%	1
NEMOURS CHILDREN'S PRIMARY CARE, ST CLOUD			1	100%	1
MEDEX CLINIC LLC			1	100%	1
EXCEPTIONAL EMERGENCY CENTER			1	100%	1
WELLNOW URGENT CARE-OSWEGO			1	100%	1
MIAMI VASCULAR SURGERY			1	100%	1

COVID-19: testing by laboratory

Data through Mar 10, 2021 verified as of Mar 11, 2021 at 09:25 AM

Data in this report are provisional and subject to change.

The numbers in the table below represent the number of Florida and non-Florida residents for whom test results were received by the Department of Health. A person can be tested by more than one laboratory and can have both positive and negative results. **Therefore, the sum of the numbers in each column will be larger than the total number of people tested.**

Reporting lab	Inconclusive	Negative	Positive	Percent positive	Total
FINLAY MEDICAL RESEARCH CORP			1	100%	1
ULTIMATE ANALYSIS LABORATORY			1	100%	1
ADVENTHEALTH IMAGING WINTERGARDEN		1			1
ODYSSEY HEALTH CARE OF MARION COUNTY LLC		1			1
OHIOHEALTH URGENT CARE			1	100%	1
RIDGEFIELD PEDIATRIC ASSOCIATES		1			1
HOLYCROSS URGENT CARE AND IMAGING CENTER		1			1
Courtenay Springs Village			1	100%	1
LADY OF THE SEA HOSPITAL LAB			1	100%	1
Kroger 968 - The Little Clinic Colerain Township		1			1
HAPPY KIDZ PEDIATRICS PL			1	100%	1
Moab Regional Hospital			1	100%	1
NHC DICKSON		1			1
POETS WALK SARASOTA			1	100%	1
FREEPORT ER DOX URGENT CARE		1			1
LIFE CARE CENTER OF GWINNETT		1			1
St Mary's d'Youville Pavilion		1			1
MEDSTAR URGENT CARE, LLC			1	100%	1
Lopatcong Center		1			1
SPRING VALLEY HOSPITAL MEDICAL CENTER			1	100%	1
INTERNAL MEDICINE ASSOCIATES		1			1
Trucare Living Centers - Columbus		1			1
PALM SPRINGS GENERAL HOSPITAL			1	100%	1
ST FRANCIS COLLEGE WELLNESS CENTER		1			1
Bivins Pointe			1	100%	1
INLET CONCIERGE MEDICINE			1	100%	1
OPTIMAL MEDICINE INC		1			1
AMD			1	100%	1
OPTUM OF HIALEAH		1			1
PUTNAM CO HOSPITAL-D/B/A ASBURY TOWERS		1			1
VISTA DEL SOL MED ASSOC		1			1
El Paso Health Care Center			1	100%	1
CURA LABORATORY SERVICES			1	100%	1
Kroger 359 - The Little Clinic Bellevue		1			1
HCL LABORATORIES			1	100%	1
CHESAPEAKE REGIONAL MEDICAL CENTER			1	100%	1
APPLECARE BRUNSWICK			1	100%	1
CVS IL8750POCT CHICAGO		1			1
BOLLES SCHOOL, THE			1	100%	1
CVS OH6167POCT ASHLAND		1			1
ASPIRUS WAUSAU HOSPITAL			1	100%	1
FAMILY MEDICINE AT KISSIMMEE		1			1
MACKINAC STRAITS LONG TERM CARE UNIT		1			1
Brynwood Health & Rehabilitation Center			1	100%	1
PHYSICIANS PREMIER			1	100%	1
MEDEXPRESS URGENT CARE - VINELAND S MA		1			1
CYPRESS CREEK OUTPATIENT SURGICAL CTR, LLC			1	100%	1

COVID-19: testing by laboratory

Data through Mar 10, 2021 verified as of Mar 11, 2021 at 09:25 AM

Data in this report are provisional and subject to change.

The numbers in the table below represent the number of Florida and non-Florida residents for whom test results were received by the Department of Health. A person can be tested by more than one laboratory and can have both positive and negative results. **Therefore, the sum of the numbers in each column will be larger than the total number of people tested.**

Reporting lab	Inconclusive	Negative	Positive	Percent positive	Total
VELOCITY URGENT CARE - LITTLE CREEK			1	100%	1
TANGLEWOOD MANOR		1			1
CFCH - FROSTPROOF			1	100%	1
CENTRAL TX MEDICAL CENTER - LAB			1	100%	1
HABANA HEALTH CARE CENTER			1	100%	1
Manor Care Health Services- Wilmington			1	100%	1
BETHESDA HEALTH PHYSICIANS GROUP		1			1
NEW YORK CITY DEPARTMENT OF HEALTH			1	100%	1
PEDIATRIC URGENT CARE CENTR OF FORT WORTH-LA GRAN			1	100%	1
LRGHEALTHCARE		1			1
HEALTH CARE SERVICES LC			1	100%	1
B2 URGENT CARE			1	100%	1
Kroger 531 - The Little Clinic Waterville		1			1
5 STAR HOME HEALTH SERVICES INC		1			1
KIDS CARE PEDIATRICS PA			1	100%	1
CLEVELAND CLINIC FLORIDA LAB			1	100%	1
Central Park Healthcare & Rehabilitation Center		1			1
SC-GA2018 SIMPSONVILLE REHABILITATION		1			1
CELEBRATION HOSPITAL			1	100%	1
SONNI'S PEDIATRICS			1	100%	1
CARINGPLUS HOMECARE LLC			1	100%	1
Dulles Health and Rehab Center		1			1
ALPHA 1 ANTITRYPSIN RESEARCH PROGRAM			1	100%	1
CVS MN663POCT APPLE VALLEY		1			1
CVS AZ7855POCT TUCSON		1			1
CHIPLEY DIALYSIS			1	100%	1
BRITTNEY WHELIHAN IRWIN ARNP LLC			1	100%	1
WMC HEALTH GROUP OF KISSIMMEE LLC			1	100%	1
SUMMIT LABORATORY			1	100%	1
Village Green Health & Rehabilitation		1			1
HEALTH ALLIANCE			1	100%	1
Kroger 379 - The Little Clinic Stony Brook		1			1
Lutheran Community at Telford		1			1
BRADENTON DIALYSIS			1	100%	1
WEST FLORIDA HOSPITAL LABORATORY			1	100%	1
WRIGHT PATTERSON AFB MEDICAL CENTER			1	100%	1
NORDX			1	100%	1
KATHY L ANDERSON DO PA			1	100%	1
APS-SUMMIT CARE PHARMACY, LLC DBA OMNICARE		1			1
Long Beach Care Center			1	100%	1
Virginia Gay Nursing and Rehab		1			1
PEDIATRIC ASSOCIATES - MIAMI LAKES		1			1
WATERS EDGE ELEMENTARY SCHOOL			1	100%	1
UHS BINGHAMTON GENERAL			1	100%	1
NHC Chattanooga			1	100%	1
EVENING PEDIATRICS INC			1	100%	1
SUTTER GOULD MEDICAL FOUNDATION			1	100%	1

COVID-19: testing by laboratory

Data through Mar 10, 2021 verified as of Mar 11, 2021 at 09:25 AM

Data in this report are provisional and subject to change.

The numbers in the table below represent the number of Florida and non-Florida residents for whom test results were received by the Department of Health. A person can be tested by more than one laboratory and can have both positive and negative results. **Therefore, the sum of the numbers in each column will be larger than the total number of people tested.**

Reporting lab	Inconclusive	Negative	Positive	Percent positive	Total
WMC HEALTH GROUP INC			1	100%	1
WVU MEDICINE - WESTON			1	100%	1
Kroger 395 - The Little Clinic Blanchester		1			1
RAPID CITY REGIONAL HOSPITAL -579 ATTN. LABORATORY		1			1
NORTH PALM BEACH DIALYSIS CENTER			1	100%	1
GABRIELA GOLDSTEIN MD PA			1	100%	1
CATHEDRAL GERONTOLOGY CENTER DBA CATHEDRAL CARES			1	100%	1
Kroger 524 - The Little Clinic Iron Bridge Road		1			1
KID FIXERS		1			1
LCMC LAB SUBSECTION		1			1
DONALSONVILLE HOSPITAL			1	100%	1
VETERANS AFFAIRS MEDICAL CENTER - EAST ORANGE			1	100%	1
ST. PETERSBURG PEDIATRICS-SEMINOLE			1	100%	1
TARRYTOWN PHARMACY			1	100%	1
DOCTOR TODAY URGENT CARE			1	100%	1
Regency Square			1	100%	1
BAYSTATE REFERENCE LABORATORY			1	100%	1
EMERGENCY CARE SERVICES LAB AT JFK MEDICAL CENTER			1	100%	1
CORNERSTONE OF RECOVERY INC		1			1
MEDEXPRESS URGENT CARE - WAYNESBURG		1			1
ACCESS HEALTH CARE PHYSICIANS, LLC		1			1
MARINA DEL REY HOSPITAL LAB			1	100%	1
KNOX COMMUNITY HOSPITAL			1	100%	1
LANCASHIRE HALL NURSING AND REHABILITATION CENTER		1			1
COX HEALTH SOUTH LAB			1	100%	1
CVS TN5694POCT SODDY DAISY		1			1
TUNIS STREET GROUP HOME		1			1
USA Healthcare LTC, LLC - Folsom Center for Rehabilitation & Healthca		1			1
Walgreens #10851		1			1
NORTHEAST BAPTIST HOSPITAL			1	100%	1
MEDEXPRESS URGENT CARE, EDWARDSVILLE		1			1
PANCARE HEALTH - NORTHSIDE ELEMENTARY			1	100%	1
PATHLAB SERVICES			1	100%	1
SEASONS HOSPICE AND PALLIATIVE CARE OF			1	100%	1
ANSWERS RESOURCE FACILITY		1			1
WALGREEN#12147		1			1
PROVIDENCE ST PETER HOSPITAL		1			1
INHEALTH LIFE SCIENCES			1	100%	1
PRIMARY & URGENT CARE CENTERS			1	100%	1
Kroger 929 - The Little Clinic Corryville		1			1
FLORIDA DEPARTMENT OF HEALTH IN CITRUS COUNTY		1			1
Hearthstone Nursing and Rehabilitation Center		1			1
APOLLOMDX LLC			1	100%	1
BAM INC		1			1
LONG ISLAND MINIMALLY INVASIVE SURGERY		1			1
RESTORE MEDICAL PARTNERS PLLC			1	100%	1
HAVASU REGIONAL MEDICAL CENTER			1	100%	1

COVID-19: testing by laboratory

Data through Mar 10, 2021 verified as of Mar 11, 2021 at 09:25 AM

Data in this report are provisional and subject to change.

The numbers in the table below represent the number of Florida and non-Florida residents for whom test results were received by the Department of Health. A person can be tested by more than one laboratory and can have both positive and negative results. **Therefore, the sum of the numbers in each column will be larger than the total number of people tested.**

Reporting lab	Inconclusive	Negative	Positive	Percent positive	Total
GARDENS PEDIATRICS LAB			1	100%	1
ADVENTHEALTH MEDICAL GROUP OBSTETRICS			1	100%	1
BRUSHY CREEK FAMILY HOSPITAL			1	100%	1
UNITED HEALTHCARE			1	100%	1
FIRST CARE OF GAINESVILLE			1	100%	1
TREASURE COAST PRIMARY CARE		1			1
MORGAN STANELY HEALTH CENTER		1			1
UNIVERSITY OF NORTH CAROLINA HOSPITALS			1	100%	1
THOMAS HOSPITAL			1	100%	1
MANHATTAN COLLEGE HEALTH SERVICES		1			1
UNIVERSITY OF MIAMI PRIMARY CARE SITE UMHC 3039			1	100%	1
CVS NE5863POCT OMAHA		1			1
LIFESPAN HEALTH - SELMER		1			1
NEW YORK PRESBYTERIAN HOSPITAL			1	100%	1
ESOTERIC LAB			1	100%	1
CVS NH1004POCT SALEM			1	100%	1
MERCY GENERAL HOSPITAL			1	100%	1
CVS GA5622POCT DALLAS		1			1
WEST FLORIDA MEDICAL ASSOCIATES PA			1	100%	1
ManorCare Yeadon		1			1
SIGNATURE CARE COLLEGE STATION			1	100%	1
Life Care Center of Auburn		1			1
RIVERSIDE REGIONAL MED CENTER			1	100%	1
OASIS FAMILY RESORT IN THE SPRINGS LLC		1			1
MERCY HOME		1			1
CRYSTAL RIVER FIRE DEPARTMENT			1	100%	1
BEAUMONT HOSPITAL, GROSSE POINTE			1	100%	1
KAISER SUNNYSIDE MEDICAL CTR LAB		1			1
VIP FAMILY PRACTICE			1	100%	1
ADVANCED URGENT CARE PLLC		1			1
RABI SINHA, MD		1			1
LAKE MARY DIALYSIS			1	100%	1
CVS NV9586POCT RENO		1			1
SHANDSCAIR FLIGHT PROGRAM			1	100%	1
HOLSTON MEDICAL GROUP		1			1
Redwood Springs Healthcare			1	100%	1
WEST FLORIDA MEDICAL ASSOCIATES			1	100%	1
CLINICAL TRIALS OF TAMPA LLC		1			1
NAVAL BRANCH HEALTH CLINIC			1	100%	1
STATE OF ALASKA			1	100%	1
METROWEST MEDICAL CENTER - FRAMINGHAM			1	100%	1
Sanford Health & Rehabilitation			1	100%	1
FELD ENTERTAINMENT			1	100%	1
CVS NC2749POCT CONCORD		1			1
Kroger 410 - The Little Clinic Trinity		1			1
ATLANTIC DIAGNOSTICS			1	100%	1
IRA FIALKO DO			1	100%	1

COVID-19: testing by laboratory

Data through Mar 10, 2021 verified as of Mar 11, 2021 at 09:25 AM

Data in this report are provisional and subject to change.

The numbers in the table below represent the number of Florida and non-Florida residents for whom test results were received by the Department of Health. A person can be tested by more than one laboratory and can have both positive and negative results. **Therefore, the sum of the numbers in each column will be larger than the total number of people tested.**

Reporting lab	Inconclusive	Negative	Positive	Percent positive	Total
ANDREWS INSTITUTE AMBULATORY SURGERY CENTER		1			1
Kroger 368 - The Little Clinic Frankfort West		1			1
Victory Health and Rehabilitation			1	100%	1
PPD CLINICAL RESEARCH UNIT			1	100%	1
Ramsey Village		1			1
Walgreens #5914		1			1
PRIORITY CARE LLC			1	100%	1
WILLOWBROOKE COURT AT MATTHEWS GLEN		1			1
MERCYONE DES MOINES MEDICAL CENTER			1	100%	1
CVS AZ7075POCT CHANDLER		1			1
MEDEXPRESS-DOVER		1			1
CONWAY - SHERWOOD URGENT CARE			1	100%	1
ARBOR DIAGNOSTICS, INC		1			1
SANTA CLARA VALLEY MEDICAL CENTER			1	100%	1
ALLIED PHYSICIANS GROUP		1			1
Harbert Hills Academy Nursing Home		1			1
MDS PHARMA SERVICES		1			1
USC VERDUGO HILLS HOSPITAL			1	100%	1
Crestwood Nursing Center		1			1
C A R E S		1			1
ISLANDS ASSISTED LIVING FACILITY,THE			1	100%	1
INDIANA STATE DEPARTMENT OF HEALTH CLINIC MICROBIOLOGY		1			1
RIVERVIEW HOSPITAL D/B/A UNIVERSITY		1			1
STAMFORD HOSPITAL			1	100%	1
MEDEXPRESS URGENT CARE - HACKETTSTOWN		1			1
Kroger 350 - The Little Clinic New Cut Road		1			1
FAIRVIEW HOSPITAL			1	100%	1
Kroger 699 - The Little Clinic Smyrna		1			1
HARDEE COUNTY FIRE RESCUE		1			1
SUMMER PLACE NURSING & REHABILITATION		1			1
ANMED HEALTH MEDICAL CENTER			1	100%	1
DIXIE REGIONAL MEDICAL CENTER			1	100%	1
Senatobia Healthcare & Rehab		1			1
REELFOOT FAMILY WALK-IN CLINIC		1			1
SIMPLY HEALTHCARE AND WELLNESS CLINIC, PC			1	100%	1
MEDSTAR HEALTH URGENT CARE			1	100%	1
GENESEE COUNTY HEALTH DEPARTMENT		1			1
PROVIDENCE ST. PATRICK HOSPITAL			1	100%	1
ELEMENTS PHARMACY			1	100%	1
BRONSON METHODIST HOSPITAL			1	100%	1
BMC MAYPORT			1	100%	1
ST JOHN'S MEDICAL CENTER, TETON VILLAGE			1	100%	1
MALUHIA		1			1
Towne Manor West		1			1
Eddy Memorial Geriatric Center		1			1
RELIANCE HOME HEALTH CARE INC		1			1
CLINICAL PATHOLOGY LABORATORIES SOUTHEAST INC			1	100%	1

COVID-19: testing by laboratory

Data through Mar 10, 2021 verified as of Mar 11, 2021 at 09:25 AM

Data in this report are provisional and subject to change.

The numbers in the table below represent the number of Florida and non-Florida residents for whom test results were received by the Department of Health. A person can be tested by more than one laboratory and can have both positive and negative results. **Therefore, the sum of the numbers in each column will be larger than the total number of people tested.**

Reporting lab	Inconclusive	Negative	Positive	Percent positive	Total
WEST BOCA MEDICAL CENTER			1	100%	1
Kroger 682 - The Little Clinic Combs and Gantzel		1			1
WY RETIREMENT CENTER		1			1
EILEEN TURBESSI MD PA		1			1
BRIAN C GRINER MD LLC			1	100%	1
MEDCARE-GARNERS FERRY			1	100%	1
Brakeley Park Center		1			1
MY INSTADOC - HOWELL URGENT CARE		1			1
AMERICAN DRUG TESTING LAB LLC			1	100%	1
FRESENIUS KIDNEY CARE OCALA			1	100%	1
EDWARD HOSPITAL			1	100%	1
INTEGRATED GENETICS SEQUENOM		1			1
Troy Center for Rehabilitation & Nursing		1			1
MEDEXPRESS URGENT CARE - PATRICK STREE			1	100%	1
ALLIED PEDIATRICS & FAMILY MEDICINE			1	100%	1
WEILL CORNELL MEDICAL ASSOCIATES - EAST SIDE		1			1
FLAGLER CARE CENTER			1	100%	1
WINTER PARK MEMORIAL HOSPITAL LABORATORY		1			1
MOBILE INFIRMARY MEDICAL CENTER			1	100%	1
DAUGHTERS OF SARAH NURSING CENTER		1			1
TRUCARE LIVING CENTERS - SELMA			1	100%	1
PM PEDIATRICS OF BAYSIDE, PLLC		1			1
BARRINGTON TERRACE NAPLES			1	100%	1
WAYNE COUNTY PUBLIC HEALTH		1			1
Kroger - KRO70600172		1			1
LEGACY SPECIALTY PHARMACY CORP			1	100%	1
GATEWAY LABORATORIES		1			1
SUSAN F. WILLIAMS M.D., P.A.			1	100%	1
Waters of Covington		1			1
AFTER HOURS CLINIC			1	100%	1
LUMICO LIFE INSURANCE COMPANY		1			1
TWIN			1	100%	1
SCRIPTS PLUS INC DBA THE MEDICINE SHOP		1			1
UF HEALTH THE VILLAGES			1	100%	1
RIDGE OPTUM FLORIDA			1	100%	1
CVS MA41POCT TAUNTON		1			1
WALGREENS #10854		1			1
SELF REGIONAL HEALTHCARE			1	100%	1
BROOKDALE AVONDALE (BU 04360)			1	100%	1
NULL			1	100%	1
ARNOLD PALMER HOSPITAL LAB POCT		1			1
CLUB HEALTH AND REHABILITATION CENTER, THE		1			1
FAMILY PHYSICIANS OF WINTER PARK, INC			1	100%	1
New York Harbor Harbor HCS - Brooklyn Campus		1			1
LEHIGH REGIONAL WOUND CENTER			1	100%	1
GREYSTONE HOME HEALTH OF GREATER ORLANDO LLC		1			1
BASCOM PALMER-MICRO LAB			1	100%	1

COVID-19: testing by laboratory

Data through Mar 10, 2021 verified as of Mar 11, 2021 at 09:25 AM

Data in this report are provisional and subject to change.

The numbers in the table below represent the number of Florida and non-Florida residents for whom test results were received by the Department of Health. A person can be tested by more than one laboratory and can have both positive and negative results. **Therefore, the sum of the numbers in each column will be larger than the total number of people tested.**

Reporting lab	Inconclusive	Negative	Positive	Percent positive	Total
Metairie Healthcare Center			1	100%	1
MINUTE CLINIC DIAGNOSTICS OF IN, LLC #6252		1			1
LABTEST LLC LABTEST DIAGNOSTICS			1	100%	1
SOUTHERN WINDS			1	100%	1
GOLDING-GRANADO MEDICAL ASSOCIATES		1			1
COUNTRYSIDE PEDIATRIC CARE PA			1	100%	1
MIDWAY SPECIALTY CARE CENTER INC		1			1
BRIGHAM YOUNG UNIV STUDENT HEALTH CTR			1	100%	1
HEALTH FIRST HOME CARE		1			1
FLORHAM PARK ENDOSCOPY CENTER		1			1
BAPTIST HOSPITAL PRIMARY CARE GULF BREEZE			1	100%	1
COMMONWEALTH OF VIRGINIA DIVISION OF CONSOLIDATED LABORATORY SERVICES			1	100%	1
CVS CT2210POCT RIVERSIDE		1			1
MEDEXPRESS URGENT CARE-VINLAND SOUTH			1	100%	1
DW MCMILLAN MEMORIAL HOSPITAL LABORATORY			1	100%	1
CORPUS CHRISTI MEDICAL CENTER			1	100%	1
MIL LAKE HEALTHCARE CENTER INC PEDIATRICS			1	100%	1
Kroger 49 - The Little Clinic Wichita - 21st St.			1	100%	1
PHYSICIANS IMMEDIATE CARE			1	100%	1
CVS OH3980POCT KENT		1			1
MISSOURI DEPT. OF HEALTH			1	100%	1
AURORA HEALTH CARE METRO INC			1	100%	1
FAMILY MEDICAL CENTRE			1	100%	1
NATION'S BEST CARE HOME HEALTH			1	100%	1
AL MANI HEALTH INSTUTUTE		1			1
PENINSULA REGIONAL MED CTR LAB			1	100%	1
ELKHART GENERAL HOSPITAL			1	100%	1
Garden View Care Center at Dougherty Ferry		1			1
WINDSOR MANOR			1	100%	1
DAYTONA BEACH DIALYSIS			1	100%	1
Crowne Place Assisted Living		1			1
TRIDENT ANTI AGING LLC			1	100%	1
NEW SMYRNA BEACH AMBULATORY CARE CTR			1	100%	1
PRACTITIONERS IN MOTION			1	100%	1
DOCTORS CARE - GREER		1			1
UT HEALTH RIO GRANDE VALLEY PRIMARY CARE AT			1	100%	1
PRIMARY CARE GROUP LLC		1			1
KENNEDY BOULEVARD DIALYSIS			1	100%	1
ABINGTON MEMORIAL HOSPITAL			1	100%	1
BAYLOR SCOTT AND WHITE MEDICAL CENTER -CENTENTENNIAL			1	100%	1
MIDWEST COVENANT HOME, INC		1			1
LP ELIZABETHTON		1			1
CVS MA915POCT BEVERLY			1	100%	1
ARISTACARE AT MANCHESTER		1			1
OCCUPATIONAL HEALTH CENTER		1			1
MEDICAL ARTS LABORATORY			1	100%	1
AMERICAN FAMILY CARE URGENT CARE		1			1

COVID-19: testing by laboratory

Data through Mar 10, 2021 verified as of Mar 11, 2021 at 09:25 AM

Data in this report are provisional and subject to change.

The numbers in the table below represent the number of Florida and non-Florida residents for whom test results were received by the Department of Health. A person can be tested by more than one laboratory and can have both positive and negative results. **Therefore, the sum of the numbers in each column will be larger than the total number of people tested.**

Reporting lab	Inconclusive	Negative	Positive	Percent positive	Total
NORTH FL SOUTH GA HCS-LAKE CITY			1	100%	1
URGENT CARE OF KANSAS CITY			1	100%	1
ENCOMPASS HEALTH REHABILITATION			1	100%	1
ANDERSON REGIONAL MEDICAL CENTER			1	100%	1
MEMORIALCARE LONG BEACH MEDICAL CENTER			1	100%	1
CAREFIRST URGENT CARE - BEECHMONT			1	100%	1
LEESBURG DIALYSIS CENTER		1			1
PREMIER FAMILY AND SPORTS MEDICINE LLC			1	100%	1
WATERBURY HOSPITAL REFERENCE LAB			1	100%	1
NFRC CLINICAL LAB			1	100%	1
JACKSBORO URGENT CARE			1	100%	1
Lynwood		1			1
TMH CANCER CENTER LABORATORY			1	100%	1
EAST FL CORE LAB			1	100%	1
Edinboro Manor		1			1
TRAVIS LEE THOMPSON MD			1	100%	1
Holly Hill Healthcare Center			1	100%	1
Mountain View Manor			1	100%	1
PARK AVENUE DERMATOLOGY NORTH			1	100%	1
GARDENS AT MAPLEWOOD			1	100%	1
PELICAN STATE OUTPATIENT CENTER			1	100%	1
ADAMS COUNTY HEALTH DEPARTMENT			1	100%	1
PUBLIX PHARMACY # 1236			1	100%	1
Vibralfife of El Paso Rehabilitation Center			1	100%	1
TERRELL URGENT CARE			1	100%	1
STEWART MEDICAL GROUP INC			1	100%	1
SOMA MEDICAL CENTER PA #2			1	100%	1
NORTH RIVER FAMILY HEALTH CENTER			1	100%	1
ROYAL OAK MEDICAL CENTER LLC DBA CHARACTER FAMILY			1	100%	1
WAYCROSS INTRTNAL MEDICINE			1	100%	1
JOSHUA E CHESIR MD		1			1
FLAGLER COUNTY BOARD OF COUNTY COMMISSIONERS			1	100%	1
Kroger 419 - The Little Clinic Farmington/Exeter		1			1
SOUTHWOOD HEALTHCARE CENTER		1			1
Kroger 481 - The Little Clinic Houston Levee		1			1
CVS NC7051POCT WAKE FOREST		1			1
CARBON HEALTH			1	100%	1
Victoria Manor		1			1
COLLIER BLVD HMA PHYSICIANS MANAGEMENT LLC			1	100%	1
LITTLE COMPANY OF MARY HOSPITAL			1	100%	1
Jacob's Creek Nursing and Rehabilitation Center		1			1
NYU LANGONE AMBULATORY CARE LAKE SUCCE		1			1
BAXTER REGIONAL MEDICAL CENTER			1	100%	1
HOWELL BRANCH COURT			1	100%	1
BEAUMONT URGENT CARE		1			1
COMMUNITY MEDICAL CARE			1	100%	1
INSTANT MEDICAL CARE CENTER			1	100%	1

COVID-19: testing by laboratory

Data through Mar 10, 2021 verified as of Mar 11, 2021 at 09:25 AM

Data in this report are provisional and subject to change.

The numbers in the table below represent the number of Florida and non-Florida residents for whom test results were received by the Department of Health. A person can be tested by more than one laboratory and can have both positive and negative results. **Therefore, the sum of the numbers in each column will be larger than the total number of people tested.**

Reporting lab	Inconclusive	Negative	Positive	Percent positive	Total
PARK LANE NURSING HOME		1			1
SOUTHWOOD NURSING & RETIREMENT CENTER		1			1
PEACE HEALTH FAMILY MEDICINE AT 87TH AVE		1			1
Smg/North Jersey Hematology & Oncology		1			1
UNITYPOINT HEALTH TRINITY			1	100%	1
CARESOUTH HHA HOLDINGS OF THE TREASURE COAST LLC			1	100%	1
BAYCARE OUTREACH LAB AT NEW TAMPA			1	100%	1
Kroger 825 - The Little Clinic Dorothy Lane		1			1
CVS MA969POCT PALMER		1			1
Kroger 57 - The Little Clinic Jay C Charlestown		1			1
Kroger 447 - The Little Clinic Lebanon		1			1
Vi at Aventura		1			1
The Pines at Poughkeepsie Center for Nursing and Rehabilitation		1			1
DIAGNOSTIC GROUP INTEGRATED HEALTHCARE			1	100%	1
UNIVERISTY HOSPITAL			1	100%	1
EXPRESS WALK IN MEDICAL CENTER			1	100%	1
BLANCHARD VALLEY HOSPITAL LABORATORY			1	100%	1
HILLSBORO MEDICAL CENTER MAIN LABORATO		1			1
KINGWOOD EMERGENCY CENTER			1	100%	1
ADVENTHEALTH MEDICAL GROUP SENIOR HEALTH AT			1	100%	1
ORANGE PEDIATRICS PA			1	100%	1
SYCAMORE MEDICAL CENTER-KETTERING HEALTH NETWORK			1	100%	1
CARE STATION MEDICAL GROUP		1			1
CHILTON MEDICAL CENTER		1			1
Longwood Community Living Center		1			1
Keller Landing Center		1			1
CVS AZ4795POCT MESA		1			1
DOCTORS CARE - AIKEN MALL			1	100%	1
RESIDENCES AT MIAMI / REIGN GARDENS LLC, THE			1	100%	1
Kroger - KR070300083			1	100%	1
WELLMED AT LINEBAUGH AVE			1	100%	1
CVS MA1875POCT ASHLAND			1	100%	1
POMPANO BEACH ARTIFICIAL KIDNEY CENTER			1	100%	1
ADVENT HEALTH MEDICAL GROUP MULTISPECIALTY			1	100%	1
			1	100%	1
HYDE PARK MEDICAL CENTER		1			1
NICKLAUS CHILDREN'S DORAL OUTPATIENT CENTER			1	100%	1
Brookdale Southside			1	100%	1
ADVENTHEALTH MEDICAL GROUP PEDIATRICS DIABETES &			1	100%	1
BROOKDALE FORT MYERS LAKES PARK			1	100%	1
QUICKCARE HEALTH, INC			1	100%	1
GARDEN VIEW CARE CENTER		1			1
Heritage Health of Peru			1	100%	1
CAMBRIDGE HEALTH ALLIANCE			1	100%	1
Arbors at Marietta		1			1
UNIVERSITY OF BALTIMORE WASHINGTON MEDICAL CENTER			1	100%	1
NHC Sequatchie		1			1

COVID-19: testing by laboratory

Data through Mar 10, 2021 verified as of Mar 11, 2021 at 09:25 AM

Data in this report are provisional and subject to change.

The numbers in the table below represent the number of Florida and non-Florida residents for whom test results were received by the Department of Health. A person can be tested by more than one laboratory and can have both positive and negative results. **Therefore, the sum of the numbers in each column will be larger than the total number of people tested.**

Reporting lab	Inconclusive	Negative	Positive	Percent positive	Total
CHATEAU TERREBONNE HEALTH CARE		1			1
Terrace Glen Village		1			1
OCEANVIEW NURSING AND REHABILITAION CENTER			1	100%	1
CYPRESS VILLAGE REHAB CENTER		1			1
EMERSON HOSPITAL LABORATORY			1	100%	1
PLANT CITY FAMILY CARE		1			1
ASCARATE DIALYSIS			1	100%	1
SPINE & PAIN CONSULTANT PLLC		1			1
Kroger 97 - The Little Clinic Hutchinson		1			1
URGENTMED PLANTATION			1	100%	1
PARRISH MEDICAL GROUP			1	100%	1
WYOMING COUNTY DEPARTMENT OF HEALTH		1			1
C V S / PHARMACY #4396		1			1
GIFFORD MEMORIAL HOSPITAL		1			1
Pontotoc Health and Rehab		1			1
SOUTHEAST MISSOURI HOSPITAL		1			1
SUMMIT COUNTY PUBLIC HEALTH DEPARTMENT			1	100%	1
WVU MEDICINE AT SUNCREST TOWNE CENTRE			1	100%	1
NEVADA RURAL HOUSING AUTHORITY			1	100%	1
BOCA CIEGA CENTER			1	100%	1
CENTRAL JERSEY URGENT CARE OF GREEN BR		1			1
CENTRAL FLORIDA ADULT MEDICINE		1			1
TLC MEDICAL			1	100%	1
TRADITIONAL MEDICINE CENTER			1	100%	1
CVS OH3306POCT AKRON		1			1
The Evangelical Lutheran Good Samaritan Society Prescott Village		1			1
Kroger 970 - The Little Clinic Westfield			1	100%	1
CVS IN6536POCT KOKOMO		1			1
DIRECT PRIMARY CARE OF BURLESON			1	100%	1
VILLAGES HEALTH SYSTEM, LLC, THE			1	100%	1
REEVES COUNTY HOSPITAL DISTRICT			1	100%	1
Kingston Care Center of Fort Wayne		1			1
BSA PHYSICIANS GROUP, INC D/B/A BSA FAMILY MEDICAL			1	100%	1
ORDRS, INC.			1	100%	1
RIVERSIDE PEDIATRIC GROUP, INC		1			1
Maple Lane Nursing Home		1			1
Eagle Point Health Care Center		1			1
Woodstock Nursing and Rehabilitation Center		1			1
SONORAN DESERT PATHOLOGY			1	100%	1
CURELOGICS WOUND CARE & HYPERBARIC CENTER		1			1
BATESVILLE - SHERWOOD URGENT CARE			1	100%	1
MOUNT SINAI MEDICAL CENTER AVENTURA ER			1	100%	1
DEL PRADO MEDICAL CENTER, INC		1			1
TCPA CLINICAL LABORATORIES			1	100%	1
Wexner Heritage House			1	100%	1
SOUTHEASTERN HEALTH FACILITES, INC		1			1
PEDIATRIC ASSOCIATES - DORAL			1	100%	1

COVID-19: testing by laboratory

Data through Mar 10, 2021 verified as of Mar 11, 2021 at 09:25 AM

Data in this report are provisional and subject to change.

The numbers in the table below represent the number of Florida and non-Florida residents for whom test results were received by the Department of Health. A person can be tested by more than one laboratory and can have both positive and negative results. **Therefore, the sum of the numbers in each column will be larger than the total number of people tested.**

Reporting lab	Inconclusive	Negative	Positive	Percent positive	Total
MEMORIAL HOSPITAL - BELLEVILLE			1	100%	1
CVS IL2297652CV CHICAGO		1			1
TARRANT MEDICAL ASSOCIATES			1	100%	1
SANFORD HOME		1			1
SUNCOAST BEHAVIORAL HEALTH CENTER			1	100%	1
MINUTECLINIC DIAGNOSTIC OF NH, LLC (CL		1			1
TOXUSALABS DBA CONNECTDX LABS		1			1
IMMY LABS			1	100%	1
Kroger 086 - The Little Clinic Broomfield-Sheridan		1			1
Arlington Health and Rehabilitation		1			1
Signature Healthcare of Georgetown		1			1
BL DIAGNOSTICS LLC			1	100%	1
LOUNDY		1			1
BRIDGEWATER PARK ASSISTED LIVING LLC			1	100%	1
CVS AZ9277POCT TUCSON		1			1
SAINT JOSEPH'S HOSPITAL AND MEDICAL CENTER		1			1
SANTA BARABARA ALF LLC (THE WINDSOR)			1	100%	1
Seal Rock Healthcare		1			1
FASTMED URGENT CARE			1	100%	1
FLORIDA HOSPITAL LAB			1	100%	1
MAYO MEDICAL LABORATORIES			1	100%	1
Chestnut Ridge Nursing & Rehab		1			1
Florida Baptist Retirement Center		1			1
BROOKDALE FORT WALTON BEACH			1	100%	1
SOUTHWEST ORLANDO FAMILY MEDICINE, PL			1	100%	1
CVS TX7431POCT ROWLETT		1			1
Manor Care Health Care Services - Williamsport North		1			1
UPMC NORTHWEST HOSPITAL			1	100%	1
GEORGETOWN URGENT CARE			1	100%	1
Kroger 523 - The Little Clinic Dickson			1	100%	1
MERITER LABORATORIES			1	100%	1
MOSAIC MEDICAL CENTER MARYVILLE			1	100%	1
AUTUMN CARE OF STATESVILLE, LLC		1			1
Kroger 753 - The Little Clinic Goss Avenue		1			1
TREASURE COAST COMMUNITY HEALTH INC			1	100%	1
ENCOMPASS HEALTH REHABILITATION HOSPITAL OF MIAMI			1	100%	1
KISSIMMEE HOME TRAINING		1			1
DEACONESS URGENT CARE CENTER			1	100%	1
ASCENSION ST VINCENT'S - WESTSIDE			1	100%	1
BAPTIST HEALTH EXPRESS CARE			1	100%	1
Louis Stokes Cleveland VA - Midtown Dialysis Center		1			1
Kroger 805 - The Little Clinic Lewis Center		1			1
ABBOTT LABORATORIES - OCCUPATIONAL HEALTH SERVICES			1	100%	1
HCA HOUSTON ER 24/7			1	100%	1
OPTUM PRIMARY CARE			1	100%	1
AAA MEDICAL TESTING			1	100%	1
CHILDREN'S NATIONAL MEDICAL CENTER			1	100%	1

COVID-19: testing by laboratory

Data through Mar 10, 2021 verified as of Mar 11, 2021 at 09:25 AM

Data in this report are provisional and subject to change.

The numbers in the table below represent the number of Florida and non-Florida residents for whom test results were received by the Department of Health. A person can be tested by more than one laboratory and can have both positive and negative results. **Therefore, the sum of the numbers in each column will be larger than the total number of people tested.**

Reporting lab	Inconclusive	Negative	Positive	Percent positive	Total
Kroger 126 - The Little Clinic Cottonwood		1			1
SYNERGY DIALYSIS INC			1	100%	1
PINNACLE DIALYSIS		1			1
EMPLOYEE WELLNESS PA			1	100%	1
LOUIS STOKES CLEVELAND VA MEDICAL CENTER			1	100%	1
NORTHWEST FLORIDA SPECIALTY PHYSICIANS LLC		1			1
Dugan Memorial Home		1			1
Waddell Nursing & Rehab Center		1			1
NORTH FLORIDA CHILD DEVELOPMENT, INC			1	100%	1
DOCTORS CHOICE HOME CARE INC			1	100%	1
BAPTIST HOSPITAL LABORATORY			1	100%	1
MODERN URGENT CARE			1	100%	1
ADVENTHEALTH DURAND			1	100%	1
MERCY HEALTH			1	100%	1
MEDICAL CENTER			1	100%	1
MISSION HOSPITAL			1	100%	1
COLUMBIA CREST CARE & RAHAB		1			1
CVS AZ3749POCT GOODYEAR		1			1
LIBERTY HEALTH CENTER			1	100%	1
CLEVELAND CLINIC AKRON GENERAL			1	100%	1
MARQUETTE GENERAL HOSPITAL			1	100%	1
TAMPA GENERAL MEDICAL GROUP LABORATORY HEALTHPARK			1	100%	1
Kroger 519 - The Little Clinic Staples Mill Road		1			1
COLER REHABILITATION AND NURSING CARE		1			1
HEART HOSPITAL OF LAFAYETTE: EMERGENCY ROOM			1	100%	1
FAST PACE URGENT CARE			1	100%	1
AUGUSTA HEALTH CLINICAL LABORATORY			1	100%	1
ALLIANCE MD DIRECT PRIMARY CARE			1	100%	1
HOUSTON DEPARTMENT OF HEALTH AND HUMAN SERVICES			1	100%	1
WEST COAST CLINICAL LABS INC			1	100%	1
ACCESS 365 URGENT CARE LLC			1	100%	1
UMASS MEMORIAL MEDICAL CENTER, INC		1			1
BETHESDA ON TURKEY CREEK			1	100%	1
Avera Sr. James Care Center		1			1
CHC SOUTHWEST FLORIDA LAB-LIVE			1	100%	1
ASSISTED LIVING AT TREZEVANT		1			1
NEW ERA HEALTH CENTER INC		1			1
MID FLORIDA COMMUNITY SERVICES			1	100%	1
DIVERSICARE OF BIG SPRINGS		1			1
UW MEDICINE CHU LAB			1	100%	1
SOWAL HEALTH & DRUG			1	100%	1
PARTNERS IN PRIMARY CARE		1			1
YOUR HEALTH PEDIATRICS			1	100%	1
UPSON REGIONAL MEDICAL CENTER			1	100%	1
WEST PENSACOLA DIALYSIS CENTER			1	100%	1
SWIFTCARE URGENT CARE, PLLC			1	100%	1
JACKSONVILLE PEDIATRICS			1	100%	1

COVID-19: testing by laboratory

Data through Mar 10, 2021 verified as of Mar 11, 2021 at 09:25 AM

Data in this report are provisional and subject to change.

The numbers in the table below represent the number of Florida and non-Florida residents for whom test results were received by the Department of Health. A person can be tested by more than one laboratory and can have both positive and negative results. **Therefore, the sum of the numbers in each column will be larger than the total number of people tested.**

Reporting lab	Inconclusive	Negative	Positive	Percent positive	Total
LABORATORY SERVICES SGHS - CAMDEN		1			1
Portsmouth Health and Rehab			1	100%	1
PATIENT FIRST-GENERAL BOOTH			1	100%	1
bishop rehabilitation and nursing center		1			1
BAPTIST HEALTH PRIMARY CARE AT DORAL			1	100%	1
LARKIN COMMUNITY HOSPITAL PALM SPRINGS CAMPUS			1	100%	1
ELLIS HOSPITAL URGENT CARE CENTER LAB		1			1
LAKEVIEW REGIONAL HOSPITAL			1	100%	1
Kroger 532 - The Little Clinic Murfreesboro		1			1
LEE MEMORIAL HOSPITAL OUTPATIENT SURGERY CENTER			1	100%	1
BOULDER COMMUNITY HOSPITAL			1	100%	1
SOUTHEASTERN INTEGRATED MEDICAL PL			1	100%	1
MISSOURI DEPARTMENT OF HEALTH AND SENIOR SERVICES - STATE PH LAB		1			1
INTERNAL MEDICINE EMILIA MURRAY MD PA		1			1
MEDEXPRESS URGENT CARE - ST CLAIR, CLOVER DR.		1			1
MERITUS MEDICAL CENTER			1	100%	1
XSTREMEMD			1	100%	1
Excel Care Center			1	100%	1
PARK AVENUE PEDIATRICS PC		1			1
MEDCOR, INC			1	100%	1
DEPARTMENT OF HEALTH SERVICES			1	100%	1
PRINCIPLE DIAGNOSTICS LLC			1	100%	1
PINEVILLE PHARMACY			1	100%	1
GOSHEN MEDICAL CENTER			1	100%	1
MINUTECLINIC DIAGNOSTICS OF OKLAHOMA		1			1
JMJ FAMILY PRACTICE			1	100%	1
BICKERTON, DAWN		1			1
CROSS CREEK HEALTH CARE		1			1
PIONEER CLINICAL RESEARCH LLC			1	100%	1
DR JAMES D FORBES FAMILY CARE CENTER			1	100%	1
Bethany Manor		1			1
NAVARRO MEDICAL CENTERS LLC			1	100%	1
Kroger 83 - The Little Clinic Rock Road		1			1
MEDICAL SPECIALISTS OF THE PALM BEACHES INC			1	100%	1
HHCS PHARMACY INC			1	100%	1
ACUPATH LABORATORIES INC			1	100%	1
ACCOMPLISHED HOME CARE		1			1
ST VINCENTS OUTPATIENT IMAGING		1			1
RIVIERA BEACH HEALTH CENTER LAB			1	100%	1
DOCTORS HEARING			1	100%	1
UNLIMITED MEDICAL SERVICES OF FL PL DBA		1			1
BMC/NASSAU			1	100%	1
MY URGENT CARE CLINIC			1	100%	1
CHRISTIAN REST HOME ASSOC		1			1
DOCTORS AFTER HOURS URGENT CARE CENTER			1	100%	1
Alexandria Place		1			1
LEXINGTON HOSPITAL CORPORATION			1	100%	1

COVID-19: testing by laboratory

Data through Mar 10, 2021 verified as of Mar 11, 2021 at 09:25 AM

Data in this report are provisional and subject to change.

The numbers in the table below represent the number of Florida and non-Florida residents for whom test results were received by the Department of Health. A person can be tested by more than one laboratory and can have both positive and negative results. **Therefore, the sum of the numbers in each column will be larger than the total number of people tested.**

Reporting lab	Inconclusive	Negative	Positive	Percent positive	Total
EXPRESS PHARMACY INC		1			1
CENTRAL ALABAMA HEALTH CARE SYSTEM			1	100%	1
BRISTOL CHILDRENS CLINIC			1	100%	1
Kroger - KRO03500568			1	100%	1
AMERICAN MEDICAL RESPONSE - FARMER BRA		1			1
Ohman Family Living at Holly Assisted Living		1			1
FAMILY MEDICAL CENTER		1			1
Kroger 465 - The Little Clinic Oakley		1			1
ST. MARY MEDICAL CENTER		1			1
MD NOW URGENT CARE			1	100%	1
Urgent Care 24/7 Orlando LLC			1	100%	1
MEDEXPRESS URGENT CARE -HOWELL US HWY		1			1
Big River Nursing and Rehab		1			1
BAPTIST MINOR MEDICAL CENTER			1	100%	1
ALL CHILDRENS PEDIATRIC CLINIC			1	100%	1
SOUTH COUNTY MEDICAL CENTER			1	100%	1
Chateau Girardeau			1	100%	1
ASSOCIATESMD			1	100%	1
SOUTHEASTERN PATHOLOGY ASSOCIATES			1	100%	1
MEDEXPRESS URGENT CARE - CHERRY HILL		1			1
ORMC-ARDEN/EOI			1	100%	1
CARDIOLOGY AND FITNESS MEDICINE		1			1
PEDIATRIC SPECIALTY CLINIC COLLIER			1	100%	1
Kroger 629 - The Little Clinic Cartersville, GA Hwy 41		1			1
MINNESOTA DEPARTMENT OF HEALTH LABORATORY			1	100%	1
IZ MEDICAL		1			1
PASTEUR MEDICAL CENTER LLC		1			1
MIAMI CEREBRAL PALSY RESIDENTIAL			1	100%	1
BAPTIST HEALTH SURGERY CENTER			1	100%	1
LEHIGH PULMONARY ASSOCIATES			1	100%	1
LAKE WALES DIALYSIS CENTER			1	100%	1
UMASS MEMORIAL/MARLBORO HOSPITAL			1	100%	1
SUREPOINT URGENT CARE PADRE ISLAND			1	100%	1
PORTSMOUTH REG. HOSPITAL			1	100%	1
ALL PEDIATRIC CARE PA			1	100%	1
WW Chem Auto SS			1	100%	1
GOOD SAMARITAN SOCIETY - DE SMET		1			1
DEERFIELD BEACH REHABILITATION AND NURSING			1	100%	1
CSI LABORATORIES FLORIDA			1	100%	1
Tremont Health & Rehabilitation Center		1			1
CARESPOT - OCOEE			1	100%	1
CONCENTRA - TAMPA EAST		1			1
MEDPOST - NORTH DALLAS			1	100%	1
CROZER-CHESTER MEDICAL CENTER			1	100%	1
Brookcrest Nursing Home		1			1
ST JOHNS EPISCOPAL HOSPITAL SOUTH SHORE		1			1
SOMA MEDICAL CENTER PA #3 PALOMINO			1	100%	1

COVID-19: testing by laboratory

Data through Mar 10, 2021 verified as of Mar 11, 2021 at 09:25 AM

Data in this report are provisional and subject to change.

The numbers in the table below represent the number of Florida and non-Florida residents for whom test results were received by the Department of Health. A person can be tested by more than one laboratory and can have both positive and negative results. **Therefore, the sum of the numbers in each column will be larger than the total number of people tested.**

Reporting lab	Inconclusive	Negative	Positive	Percent positive	Total
STEPHENS COUNTY HOSPITAL			1	100%	1
SUNCOAST FAMILY MEDICAL ASSOCIATES			1	100%	1
ROAN MOUNTAIN MEDICAL CENTER			1	100%	1
THE CHILDREN'S HOSPITAL OF PHILADELPHIA		1			1
RAMBAM URGENT CARE			1	100%	1
DIGNITY HEALING LLC			1	100%	1
SHARON REGIONAL MEDICAL CENTER			1	100%	1
ADVENT HEALTH - OWASA			1	100%	1
LAB PLUS, LLC			1	100%	1
NORTH SHORE HEMATOLOGY-ONCOLOGY ASSOCI		1			1
ST JOHN'S HOME CARE			1	100%	1
FLORIDA HEALTH CARE MEDICAL GROUP		1			1
MARTIN ARMY COMMUNITY HOSPITAL			1	100%	1
MEDEXPRESS URGENT CARE - HADLEY		1			1
PANCARE HEALTH - CARR ELEM & MIDDLE SCHOOL			1	100%	1
HORIZON MEDICAL CENTER			1	100%	1
CVS M08595POCT RAYMORE		1			1
PULMONARY MEDICINE		1			1
SOUTHERN SPRINGS HEALTH CARE		1			1
GOOD SAMARITAN SOCIETY-FOREST CITY		1			1
ORLANDO PHYSICIAN NETWORK		1			1
HARDEN DIALYSIS		1			1
LOUIS A JOHNSON VAMC		1			1
FLORIDA CLINICAL RESEARCH CENTER, LLC			1	100%	1
LIFELINK TRANSPLANT INSTITUTE LAB			1	100%	1
CHOTA COMMUNITY HEALTH SERVICES		1			1
CLEVELAND CLINIC OHIO LABORATORIES			1	100%	1
Kroger 717 - The Little Clinic Dolphin Drive			1	100%	1
JOHNSON & JOHNSON VISION CARE-VISTAKON			1	100%	1
CARELINE PHARMACY AND HEALTHCARE SERVICES		1			1
MERRILL GARDENS AT CHAMPIONSGATE			1	100%	1
CLARKSVILLE HEALTH SYSTEM			1	100%	1
WASHINGTONVILLE PHARMACY INC		1			1
ST ANTHONY'S PINELLAS CARE CLINIC			1	100%	1
FHPG SURGICAL ASSOCIATES OF EAST PASCO			1	100%	1
CVS MA507POCT LEOMINSTER			1	100%	1
AMERICAN FAMILY CARE - SMYRNA			1	100%	1
HALIFAX HEALTH PRIMARY CARE ORMOND			1	100%	1
BROADWAY HEALTH FLORIDA MEDICAL CLINIC URGENT CARE			1	100%	1
BIOMERIEUX			1	100%	1
THE LITTLE CLINIC, LLC			1	100%	1
PORTAGE MEDICAL CENTER			1	100%	1
Kroger 63 - The Little Clinic Glassford Hill Rd		1			1
COASTAL ER IX, PHYSICIANS PREMIER			1	100%	1
AVERA ST. MARY'S HOSPITAL			1	100%	1
Kroger 670 - The Little Clinic Powell		1			1
INDIAN RIDGE		1			1

COVID-19: testing by laboratory

Data through Mar 10, 2021 verified as of Mar 11, 2021 at 09:25 AM

Data in this report are provisional and subject to change.

The numbers in the table below represent the number of Florida and non-Florida residents for whom test results were received by the Department of Health. A person can be tested by more than one laboratory and can have both positive and negative results. **Therefore, the sum of the numbers in each column will be larger than the total number of people tested.**

Reporting lab	Inconclusive	Negative	Positive	Percent positive	Total
AURORA MEDICAL CENTER-KENOSHA			1	100%	1
MED BAR LLC		1			1
SPHERE DX			1	100%	1
SANITAS RESEARCH LLC			1	100%	1
UNIVERSITY OF TOLEDO MEDICAL CENTER			1	100%	1
MONMOUTH MEDICALC ENTER		1			1
GOSHEN HOSPITAL			1	100%	1
ST. JOHN HOSPITAL & MEDICAL CENTER			1	100%	1
HOLLAND COMMUNITY HOSPITAL		1			1
Bethel Lutheran Nursing & Rehabilitation Center		1			1
Kroger 397 - The Little Clinic Frankfort East		1			1
QLABS			1	100%	1
KENT		1			1
IM&P WELLNES CENTER			1	100%	1
TITUS REGIONAL MEDICAL CENTER			1	100%	1
HEALTHCARE AND REHAB OF SANFORD			1	100%	1
Kroger 683 - The Little Clinic Foothills Plaza		1			1
ATHENS LIMESTONE HOSPITAL		1			1
SACRED HEART HOSPITAL NURSING			1	100%	1
Advanced Rehabilitation of Vernon		1			1
SUNCOAST PRIMARY CARE LLC			1	100%	1
TITUSVILLE CENTER FOR SURGICAL EXCELLENCE LLC		1			1
CARENOW LAKE WORTH			1	100%	1
FLORIDA HOME HEALTH			1	100%	1
JACKSON MADISON CO. GEN. HOSPITAL			1	100%	1
CARE CONNECTIONS AT HOME LLC			1	100%	1
UUHC - REDSTONE HEALTH CENTER LABORATORY			1	100%	1
LITTLE FALLS HOSPITAL LABORATORY		1			1
BEAUMONT HOSPITAL			1	100%	1
HUNEYCUTT FAMILY PRACTICE			1	100%	1
STATE OF CALIFORNIA DOH SERVICES			1	100%	1
SURGERY CENTER, THE			1	100%	1
UNIVERSITY URGENT CARE			1	100%	1
Highland Ave. Eye Clinic		1			1
CARENOW URGENT CARE – SPRING			1	100%	1
PEDIATRIC ASSOCIATES OF ORLANDO			1	100%	1
MEMORIAL MEDICAL CENTER			1	100%	1
HOLY CITY MED URGENT CARE			1	100%	1
ER NEAR ME HULEN		1			1
Arch Plaza Nursing and Rehabilitation Center			1	100%	1
CVS AZ7263POCT PHOENIX		1			1
HEALTHFORCE PARTNERS INC			1	100%	1
Le Roy Village Green		1			1
CTMD MEDICAL CENTER, PA			1	100%	1
Brown Nursing Home		1			1
PCG MOLECULAR			1	100%	1
BOCA GENERAL AND FAMILY MEDICINE		1			1

COVID-19: testing by laboratory

Data through Mar 10, 2021 verified as of Mar 11, 2021 at 09:25 AM

Data in this report are provisional and subject to change.

The numbers in the table below represent the number of Florida and non-Florida residents for whom test results were received by the Department of Health. A person can be tested by more than one laboratory and can have both positive and negative results. **Therefore, the sum of the numbers in each column will be larger than the total number of people tested.**

Reporting lab	Inconclusive	Negative	Positive	Percent positive	Total
PINEBROOK CARE AND REHABILITATION CENTER			1	100%	1
Spring Gate Rehab and Healthcare Center		1			1
ST. VINCENT HOSPITAL			1	100%	1
SOUTHWESTERN STATE HOSPITAL LABORATORY			1	100%	1
METROPOLITAN			1	100%	1
JAX FAMILY CARE		1			1
SUN CLINICAL LABORATORIES			1	100%	1
SOUTHERN HILLS MEDICAL CENTER			1	100%	1
FLORIDA KEYS PED AND ADOLES CTR			1	100%	1
ORCHID TERRACE		1			1
Kroger 390 - The Little Clinic North College Hill		1			1
ANDERSON FAMILY MEDICINE			1	100%	1
VISTA LAKE ASSISTED LIVING			1	100%	1
CVS AZ7841POCT TUCSON		1			1
NONA MEDICAL ARTS		1			1
FAMILY MEDICINE AT CELEBRATION		1			1
POINTE MEDICAL SERVICES INC			1	100%	1
NORTHWEST TEXAS HEALTHCARE SYSTEM,INC			1	100%	1
ABE'S GARDEN/PARK MANOR APARTMENTS		1			1
SACRED HEART HEALTH SYSTEM- MIDWIFE PROGRAM			1	100%	1
Shoreline Care Center			1	100%	1
EXAC CARE CROSSVILLE		1			1
BLESSINGS MEDICAL CLINIC, THE			1	100%	1
Belvoir Woods Health Care Center at The Fairfax		1			1
Douglas County Health Center		1			1
KNAPP MEDICAL GROUP			1	100%	1
Jacaranda Manor			1	100%	1
ARTESIAN HOME		1			1
CVS MA654POCT ACTON		1			1
Dexter Health Care		1			1
DAVENPORT DIALYSIS CENTER		1			1
E-LAB OF FLORIDA			1	100%	1
MOUNT ST MARYS HOSPITAL OF NIAGARA FALLS			1	100%	1
BIOMAT ORLANDO		1			1
CAPSTONE REHABILITATION AND HEALTHCARE		1			1
ALIMETRIX INC		1			1
Wetumpka Health and Rehab, LLC		1			1
Alden Lincoln Park			1	100%	1
LAKELAND MEDICAL CENTER			1	100%	1
ACCESS MEDICAL GROUP OF TAMPA INC			1	100%	1
CVS NV5286POCT HENDERSON		1			1
CHI ST VINCENT LITTLE ROCK DIAGNOSTIC CLINIC			1	100%	1
SOUTHWEST FLORIDA DIVISION LAB			1	100%	1
ELAN MANATEE			1	100%	1
NEVADA DEPARTMENT OF HEALTH AND HUMAN SERVICES			1	100%	1
Wildwood Healthcare		1			1
URGENT CARE OF FORT LAUDERDALE INC			1	100%	1

COVID-19: testing by laboratory

Data through Mar 10, 2021 verified as of Mar 11, 2021 at 09:25 AM

Data in this report are provisional and subject to change.

The numbers in the table below represent the number of Florida and non-Florida residents for whom test results were received by the Department of Health. A person can be tested by more than one laboratory and can have both positive and negative results. **Therefore, the sum of the numbers in each column will be larger than the total number of people tested.**

Reporting lab	Inconclusive	Negative	Positive	Percent positive	Total
SOMA MEDICAL CENTER PA #2 OAKLAND			1	100%	1
Village Crest Center for Health & Rehabilitation		1			1
AFFILIATED LABORATORIES INC			1	100%	1
CVS KS8573POCT OVERLAND PARK		1			1
CVS AZ10529POCT SCOTTSDALE		1			1
PROGENESIS INC			1	100%	1
Manassas Health & Rehab			1	100%	1
SUPREME MEDICAL GROUP PLLC			1	100%	1
Ravenwood Speciality Care		1			1
Allen Health and Rehabilitation		1			1
BEAUMONT REFERENCE LABORATORY			1	100%	1
Home Health Care Clinic		1			1
ANY LAB TEST FAST CORP			1	100%	1
Granville Center		1			1
Southwest Louisiana Veterans Home			1	100%	1
HAWKEYE CARE CENTER DUBUQUE		1			1
ST LUKES SURGICAL AT THE VILLAGES INC			1	100%	1
ORLANDO HEALTH PHYSICIAN GROUP INC			1	100%	1
FIRST CARE WALK IN CLINIC LLC			1	100%	1
ST MICHAEL'S ELITE MEDICAL HOSPITAL			1	100%	1
MEDICAL CITY DENTON			1	100%	1
SUMMERFIELD PAIN MANAGEMENT			1	100%	1
CORNERSTONE DRUG AND GIFT INC		1			1
PHYSICIANS ASSOCIATES PA			1	100%	1
PRIMARY AND URGENT CARE			1	100%	1
CSL PLASMA LAB			1	100%	1
DEVLIN MANOR NURSING AND REHABILITATION		1			1
CLEMENT MANOR HEALTH CENTER		1			1
WEST FLORIDA MEDICAL CENTER CLINIC			1	100%	1
MARYLAND DEPARTMENT OF HEALTH AND MENTAL HYGIENE			1	100%	1
Oakland Nursing and Rehabilitation Center		1			1
HEALTHCARE FOR THE HOMELESS			1	100%	1
INFECTION CONTROL DEPT			1	100%	1
VA COMMUNITY BASED CLINIC - LAKE CITY			1	100%	1
Monument Health Custer Care Center		1			1
WILLOW DALE WELLNESS VILLAGE APARTMENT		1			1
CVS IN6608POCT NEW PALESTINE			1	100%	1
Harris Hill Nursing Facility		1			1
MCCALLIE SCHOOL-STUDENT HEALTH CENTER		1			1
MARTIN LUTHER KING RENAL INSTITUTE			1	100%	1
MEDEXPRESS URGENT CARE - BENTON		1			1
WEST VIRGINIA LABORATORIES			1	100%	1
HAMILTON CI MAIN UNIT ANNEX/ WORK CAMP			1	100%	1
MT CARMEL NURSING HOME		1			1
Aspire Physical Recovery Center at Cahaba River		1			1
BEVERLY ADVANCED PRACTICE NURSING		1			1
MERCY - NORTH IOWA			1	100%	1

COVID-19: testing by laboratory

Data through Mar 10, 2021 verified as of Mar 11, 2021 at 09:25 AM

Data in this report are provisional and subject to change.

The numbers in the table below represent the number of Florida and non-Florida residents for whom test results were received by the Department of Health. A person can be tested by more than one laboratory and can have both positive and negative results. **Therefore, the sum of the numbers in each column will be larger than the total number of people tested.**

Reporting lab	Inconclusive	Negative	Positive	Percent positive	Total
HARDIN HEALTH INC		1			1
OMNI HEALTHCARE URGENT CARE			1	100%	1
OHIO VALLEY MANOR NURSING &		1			1
CANDLER HOSPITAL			1	100%	1
Niles Nursing and Rehab. Center		1			1
Florence Nursing and Rehabilitation Center		1			1
BAYSHORE DIALYSIS			1	100%	1
Kroger 444 - The Little Clinic Dent		1			1
Elm Crest Senior Living Community		1			1
PEACHEALTH LABORATORIES		1			1
CACERES SPECIALIZED GYNECOLOGY		1			1
MEDEXPRESS URGENT CARE - CABOT			1	100%	1
THE HEART HOSPITAL BAYLOR PLANO			1	100%	1
Sage Bluff Health & Rehabilitation Center		1			1
VA OPTOMETRY CLINIC			1	100%	1
VA WNYHCS - Buffalo Division			1	100%	1
St. Anne Home		1			1
ATHENA PLASTIC SURGERY		1			1
BUFFALO VAMC			1	100%	1
COLONIAL HEALTH CARE		1			1
NHC HealthCare St. Charles		1			1
CVS IL5797POCT CAROL STREAM		1			1
FRONT PORCH PEDIATRICS PLLC			1	100%	1
LABORATORIO BUENA SALUD			1	100%	1
BLACKBERRY CENTER, THE		1			1
EAST COAST INSTITUTE FOR RESEARCH LLC			1	100%	1
ENZO LABS INC			1	100%	1
URGENT TEAM MANAGEMENT OF TENNESSEE, L			1	100%	1
ADVANCE MD CARE			1	100%	1
CVS CA9823POCT SACRAMENTO		1			1
CLERMONT HEALTH DEPARTMENT			1	100%	1
SAN JOSE CLINIC		1			1
Kroger 907 - The Little Clinic Holland		1			1
WATERTOWN URGENT CARE		1			1
OXY-GENLAB			1	100%	1
SMITH KLINE			1	100%	1
HARMONY HEALTHCARE ORLANDO INC		1			1
Kroger 500 - The Little Clinic Speedway		1			1
ANY LAB TEST NOW JACKSONVILLE		1			1
Peninsula Nursing and Rehabilitation Center		1			1
WINTER GARDEN CHILDREN'S HEALTH CENTERS			1	100%	1
PALMETTO LANDING			1	100%	1
ADVANCED INDIVIDUALIZED MEDICINE OF NAPLES			1	100%	1
NORTHERN KENTUCKY HEALTH DEPARTMENT			1	100%	1
ENCOMPASS HEALTH HOME HEALTH		1			1
GREATER MIAMI DIALYSIS			1	100%	1
CENTRAL FLORIDA HOSPITALIST			1	100%	1

COVID-19: testing by laboratory

Data through Mar 10, 2021 verified as of Mar 11, 2021 at 09:25 AM

Data in this report are provisional and subject to change.

The numbers in the table below represent the number of Florida and non-Florida residents for whom test results were received by the Department of Health. A person can be tested by more than one laboratory and can have both positive and negative results. **Therefore, the sum of the numbers in each column will be larger than the total number of people tested.**

Reporting lab	Inconclusive	Negative	Positive	Percent positive	Total
COVENANT HEALTH		1			1
HEALTHALLIANCE HOSPITAL LABORATORY		1			1
DR PHILLIPS CENTER FOR WELLNESS		1			1
MEMORIAL HOSPITAL MIRAMAR WAIVED TESTING			1	100%	1
DAVITA DIALYSIS-NORTH			1	100%	1
UT MD ANDERSON CANCER CENTER-TUMOR MARKER LAB			1	100%	1
URGENT CARE CENTER OF PORT ORANGE LLC			1	100%	1
DERMDX, DIV OF AURORA DIAGNOSTICS/BERNHARDT LAB		1			1
THE CENTER FOR DISCOVERY		1			1
NORTH COUNTY MEDICAL LAB			1	100%	1
BROOKS REHAB			1	100%	1
JUPITER MEDICAL CENTER INC			1	100%	1
Ash Flat Healthcare and Rehabilitation Center			1	100%	1
BAYFRONT HEAL WOUND CARE AND HYPERBARIC CENTER			1	100%	1
GREATER TAMPA AT HOME			1	100%	1
CALIFORNIA PUBLIC HEALTH LABORATORY			1	100%	1
NORTH BROWARD MEDICAL CENTER			1	100%	1
HAYS CLINICAL LAB			1	100%	1
FLORIDA ADVANCED MEDICAL AND DERM AESTHETICS LLC			1	100%	1
MEMORIAL HERMANN MEDICAL GROUP-ATASCOCITA PEDS			1	100%	1
Robinson Terrace Rehabilitation and Nursing Center		1			1
WillowBrooke Court at Westminster Village		1			1
CAN COMMUNITY HEALTH LLC		1			1
GATEWAY HEALTHCARE, PC			1	100%	1
Monument Health Strugis Care Center		1			1
KROGER 915 - THE LITTLE CLINIC ANDERSON			1	100%	1
LABONE		1			1
CVS MO5727POCT PLATTE CITY		1			1
PALM BEACH COUNTY HEALTH DEPT.			1	100%	1
AVALON MEDICAL GROUP			1	100%	1
PEDIATRIC PARTNERS OF ZEPHYRHILLS PA			1	100%	1
VAULT MEDICAL SERVICES			1	100%	1
CHI ST. LUKE'S HEALTH BCM MEDICAL CENTER			1	100%	1
Villages of St.Peters		1			1
PALM COAST DRAW STATION/AMERICAN HEALTH ASSOCIATES		1			1
ENT & ALLERGY ASSOCIATES, LLP - SLEEPY HOLLOW (ABBOTT)		1			1
CVS TX1057POCT SAN ANTONIO		1			1
KEATING SPORTS CENTER		1			1
White River Health Care Center		1			1
LAKE COMMUNITY ACTION AGENCY		1			1
ORMOND BEACH DIALYSIS			1	100%	1
HEARTLAND REGIONAL MEDICAL CENTER		1			1
HOME AIDE SVC OF EASTERN NY INC D/B/A		1			1
DUKE UNIVERSITY POINT OF CARE TESTING PROGRAM			1	100%	1
1ST CHOICE URGENT CARE CENTER LLC			1	100%	1
PROFESSIONAL DIALYSIS CENTER			1	100%	1
NORTH MIAMI BEACH SURGICAL CENTER			1	100%	1

COVID-19: testing by laboratory

Data through Mar 10, 2021 verified as of Mar 11, 2021 at 09:25 AM

Data in this report are provisional and subject to change.

The numbers in the table below represent the number of Florida and non-Florida residents for whom test results were received by the Department of Health. A person can be tested by more than one laboratory and can have both positive and negative results. **Therefore, the sum of the numbers in each column will be larger than the total number of people tested.**

Reporting lab	Inconclusive	Negative	Positive	Percent positive	Total
CVS MA1845POCT WILMINGTON		1			1
NCH HEALTHCARE CREEKSIDE ENDOSCOPY			1	100%	1
MOBILE HEALTH MEDICAL SERVICES PC		1			1
Elderwood at Lancaster		1			1
Kroger 909 - The Little Clinic Hamilton			1	100%	1
COSTCO PHARMACY #1023			1	100%	1
Garden Villa Bedford		1			1
Glenview Terrace Nursing Center		1			1
JOHN D. ARCHBOLD MEMORIAL HOSPITAL			1	100%	1
West Bay of Tampa Center			1	100%	1
BLACK SHEEP MEDICAL			1	100%	1
Overton Brooks VAMC		1			1
NORTH SHORE HEMATOLOGY-ONCOLOGY ASSOCIATES		1			1
FLORIDA STATE UNIVERSITY HEALTH SERVICES			1	100%	1
STANLY REGIONAL MEDICAL CENTER			1	100%	1
CENTRAL TX URGENT CARE			1	100%	1
RAPID MEDLAB (002MO)		1			1
EUGENE T FINAN, MD			1	100%	1
Walgreens #19461		1			1
Kroger 367 - The Little Clinic Walton		1			1
White Oak Manor - Rock Hill		1			1
MEDICAL ASSOCIATES OF PINELLAS - LAB			1	100%	1
CVS NM7242POCT ALBUQUERQUE		1			1
MEDTOWN PHARMACY			1	100%	1
MINUTE CLINIC DIAGNOSTIC PA			1	100%	1
TITUSVILLE REHABILITATION AND NURSING CENTER		1			1
Ideal Senior Living Center		1			1
A G RHODES HOME AT WESLEY WOODS		1			1
SANFORD LABORATORIES WATERTOWN			1	100%	1
SKR MEDICAL ADVISORS		1			1
BROOKSHIRE, THE			1	100%	1
441 URGENT CARE CENTER - BROWNWOOD			1	100%	1
Heartland of Perrysburg		1			1
STEWARD FLORIDA ALF, INC			1	100%	1
CUSTOM SCRIPTS PHARMACY		1			1
FLAGLER PROFESSIONAL HEALTH CARE SERVICES INC		1			1
RIVERSIDE MEDICAL CENTER		1			1
SOUTHWESTERN VERMONT MEDICAL CENTER			1	100%	1
BLUFFTON HEALTH CENTER			1	100%	1
PENSACOLA PATHOLOGY		1			1
CHILDRENS SPECIALIST PEDIATRIC PULMMOLOGY &			1	100%	1
ADVENTHEALTH MEDICAL GROUP INTERNAL MEDICINE AT MILLS			1	100%	1
PACE UNIVERSITY HEALTH CARE		1			1
RED HOOK FAMILY PRACTICE		1			1
MEDCOR INC			1	100%	1
RIVERSIDE COUNTY PUBLIC HEALTH LABORATORY			1	100%	1
FLAGLER MEDICAL ASSOCIATES PA			1	100%	1

COVID-19: testing by laboratory

Data through Mar 10, 2021 verified as of Mar 11, 2021 at 09:25 AM

Data in this report are provisional and subject to change.

The numbers in the table below represent the number of Florida and non-Florida residents for whom test results were received by the Department of Health. A person can be tested by more than one laboratory and can have both positive and negative results. **Therefore, the sum of the numbers in each column will be larger than the total number of people tested.**

Reporting lab	Inconclusive	Negative	Positive	Percent positive	Total
HALIFAX HEALTH PRIMARY CARE			1	100%	1
CARENOW MIDTOWN			1	100%	1
ORLANDO HEALTH MEDICAL GROUP			1	100%	1
BROCK HUGHES MEDICAL CENTER			1	100%	1
CVS TX3702POCT KATY		1			1
PAMC MICRO LAB			1	100%	1
SANTA MONICA CA-UCLA MC			1	100%	1
DEVANSH LAB WERKS		1			1
FLORIDA CLINICAL LABORATORY INC DBA			1	100%	1
BAYOU URGENT CARE			1	100%	1
HELGEMO & LIOU PEDIATRICS			1	100%	1
THE LITTLE CLINIC LLC			1	100%	1
PALM BEACH DIABETES AND ENDOCRINE SPECIALISTS, PA			1	100%	1
SAINT BARNABAS MEDICAL CENTER		1			1
PALMETTO BAY MEDICAL CENTER			1	100%	1
HEALTHCARE ASSOCIATES OF IRVING, LLP			1	100%	1
BRANDON OUTREACH CLINIC			1	100%	1
VIVEX/UMTB BIOMEDICAL			1	100%	1
PEDRO L ORTEGA MD PA			1	100%	1
Kroger 541 - The Little Clinic Long Hollow Pike		1			1
Florence Home		1			1
EVERGREEN NURSING HOME		1			1
MEDOR/ACC SYNCHRONY			1	100%	1
FLORIDA HOSPITAL ORMOND BEACH			1	100%	1
MED FIRST IMMEDIATE CARE AND FAMILY PRACTICE			1	100%	1
Walgreens #9620		1			1
Brattleboro Crossings LLC dba Pine Heights at Brattleboro		1			1
MOBILE MEDICAL CLINIC			1	100%	1
EXCEL URGENT CARE OF NJ			1	100%	1
GARNET HEALTH DOCTORS		1			1
HOSPITAL SISTERS HEALTH SYSTEM (HSHS)			1	100%	1
OAKMONT OF UNION SC, LLC		1			1
HEALTH EXPRESS		1			1
SHAH			1	100%	1
EAST CORE LAB			1	100%	1
WINTER HAVEN DIALYSIS		1			1
Imperial Healthcare Centre			1	100%	1
HERNANDO COUNTY HEALTH DEPT			1	100%	1
OPTUM MEDICAL CLINIC IN ROCKRIMMON			1	100%	1
QUEST INC			1	100%	1
Kroger - KR062000426			1	100%	1
Kroger 682 - The Little Clinic New Holland Market			1	100%	1
AUSTIN URGENT CARE			1	100%	1
SSC NASHVILLE OPERATING CO LLC D/B/A		1			1
Good Samaritan Society		1			1
CHILDREN'S MEMORIAL HOSPITAL			1	100%	1
GEORGE WASHINGTON UNIVERSITY HOSPITAL			1	100%	1

COVID-19: testing by laboratory

Data through Mar 10, 2021 verified as of Mar 11, 2021 at 09:25 AM

Data in this report are provisional and subject to change.

The numbers in the table below represent the number of Florida and non-Florida residents for whom test results were received by the Department of Health. A person can be tested by more than one laboratory and can have both positive and negative results. **Therefore, the sum of the numbers in each column will be larger than the total number of people tested.**

Reporting lab	Inconclusive	Negative	Positive	Percent positive	Total
NORTHSIDE HOSPITAL DULUTH			1	100%	1
LAB PLUS, LLC AT ASCENSION SAINT THOMA		1			1
Integrity Healthcare of Carbondale			1	100%	1
LAKE REGIONAL HEALTH			1	100%	1
MANCHESTER COMMONS		1			1
UT HEALTH RGV CLINICAL LABORATORY			1	100%	1
KROGER 785 - THE LITTLE CLINIC DIXIE HWY		1			1
BAPTIST HEALTH SURGERY CENTER AT NORTHPOINT			1	100%	1
The Carrington		1			1
CHRISTUS GOOD SHEPHERD MEDICAL CENTER			1	100%	1
MOSOLF PEDIATRICS PA			1	100%	1
ONPOINT URGENT CARE			1	100%	1
YOUR HEALTH PEDIATRICS INC			1	100%	1
CVS PA10825POCT PLYMOUTH MEETING		1			1
PATHOLOGYT & LAB MEDICINE SERVICES			1	100%	1
BAPTIST ASI			1	100%	1
Country View of Sunbury			1	100%	1
ST. LUKE'S HOSPITAL			1	100%	1
15 TO KNOW			1	100%	1
CVS IN6555POCT BROWNSBURG		1			1
COMMUNITY HOSPITALS INDIANAPOLIS			1	100%	1
Mercy Manor Transition Center			1	100%	1
NORTH SHORE MEDICAL CENTER - SALEM HOSPITAL			1	100%	1
REGENTS PARK OF JACKSONVILLE			1	100%	1
ACCESS TOTAL CARE - PORTLAND			1	100%	1
ICARE		1			1
FRANKLIN CBOC			1	100%	1
VA Tennessee Valley HCS-Nashville Campus			1	100%	1
SLIDELL MEMORIAL HOSPITAL			1	100%	1
BRUCE S WEST MD			1	100%	1
CVS CA9103POCT ESCONDIDO		1			1
MOUNT SINAI MEDICAL CENTER OF FLORIDA, INC			1	100%	1
MADISON AT OVIEDO			1	100%	1
VCU HEALTH SYSTEM AUTHORITY - MCV HOSPITALS			1	100%	1
SC-GA2018 MCCORMICK REHAB & HEALTHCARE		1			1
Schenectady Center for Rehabilitation & Nursing		1			1
AML DIAGNOSTICS- ADV TESTING IN METABOLIC MEDICINE			1	100%	1
SOMA MEDICAL CENTER P.A. #4			1	100%	1
EAST TENNESSEE STATE UNIVERSITY		1			1
GILBERT MEDICAL GROUP			1	100%	1
THEDACARE FAMILY MEDICINE GATEWAY			1	100%	1
KINGWOOD EMERGENCY HOSPITAL			1	100%	1
UMMC MIDTOWN CAMPUS			1	100%	1
PRISMA HEALTH TUOMEY LABORATORY			1	100%	1
SOLARIS HEALTHCARE PLANT CITY		1			1
ALAFAYA WOODS FAMILY MEDICAL CENTER		1			1
WELLSTAR COBB HOSPITAL			1	100%	1

COVID-19: testing by laboratory

Data through Mar 10, 2021 verified as of Mar 11, 2021 at 09:25 AM

Data in this report are provisional and subject to change.

The numbers in the table below represent the number of Florida and non-Florida residents for whom test results were received by the Department of Health. A person can be tested by more than one laboratory and can have both positive and negative results. **Therefore, the sum of the numbers in each column will be larger than the total number of people tested.**

Reporting lab	Inconclusive	Negative	Positive	Percent positive	Total
MEDICAL CITY NORTH HILLS			1	100%	1
ADVENTHEALTH MEDICAL GROUP COMMUNITY MEDICINE			1	100%	1
EASTGENE LABORATORIES		1			1
USF PHYSICIANS GROUP			1	100%	1
NORTH PALM CHIDRENS PHYSICIANS			1	100%	1
RM PHARMACY SERVICES INC		1			1
HACKENSACK UNIVERSITY MEDICAL CENTER		1			1
WEST PALM BEACH PHARMACEUTICALS LLC			1	100%	1
DE TAR HOSPITAL			1	100%	1
Grand Junction VAMC		1			1
ACCESS FAMILY CARE LLC			1	100%	1
TMH PHYSICIAN PARTNERS			1	100%	1
NORTHEAST TEXAS DIALYSIS		1			1
ADVANTA LABS, LLC		1			1
Kroger 923 - The Little Clinic Centerville		1			1
DECATUR MORGAN HOSPITAL - DECATUR GENE		1			1
VELOCITY URGENT CARE - REDMILL			1	100%	1
HOSPICE OF MARION COUNTY INC			1	100%	1
VISTACARE PHARMACY I		1			1
ACCURATE HEALTH SERVICES CORP			1	100%	1
MICROBIOLOGY DEPARTMENT			1	100%	1
Oakmont of Katy Nursing and Rehabilitation		1			1
CARECENTER PHARMACY, LLC		1			1
Abernethy Laurels		1			1
FAMILY PRACTICE ASSOCIATES		1			1
LSU MEDICAL CENTER			1	100%	1
CHP COVID-19 (TX)			1	100%	1
PCR DIAGNOSTICS			1	100%	1
PowerBack Piscataway Center		1			1
CVS PHARMACY INC DBA CVS/PHARMACY # 10600		1			1
ISLAND NURSING HOME			1	100%	1
CAREWELL URGENT CARE FITCHBURG			1	100%	1
QUALITY CLINICAL LAB LLC			1	100%	1
FAYETTE MEDICAL CENTER LAB		1			1
SIGNATURE CARE MEMORIAL CITY			1	100%	1
OCALA REGIONAL DIALYSIS- NORTH			1	100%	1
TRUMAN MEDICAL CENTER - HOSPITAL HILL			1	100%	1
CRUSADER COMMUNITY HEALTH			1	100%	1
ALPHA CLINICAL LABORATORY CORP.			1	100%	1
LEGACY AT HIGHWOODS PRESERVE		1			1
PULMONARY, CRITICAL CARE AND SLEEP DISORDERS INSTITUTE OF SOUTH FLORID			1	100%	1
HILTON HEAD HOSPITAL/INPATIENT			1	100%	1
KIOSK MEDICINE OF KENTUCKY LLC		1			1
Memorial Health Care Center			1	100%	1
MANOR CARE OF DELRAY BEACH FL LLC		1			1
CONCENTRA - Ocala		1			1
CONCORDIA MANOR			1	100%	1

COVID-19: testing by laboratory

Data through Mar 10, 2021 verified as of Mar 11, 2021 at 09:25 AM

Data in this report are provisional and subject to change.

The numbers in the table below represent the number of Florida and non-Florida residents for whom test results were received by the Department of Health. A person can be tested by more than one laboratory and can have both positive and negative results. **Therefore, the sum of the numbers in each column will be larger than the total number of people tested.**

Reporting lab	Inconclusive	Negative	Positive	Percent positive	Total
REFERENCE LABORATORY			1	100%	1
LIMA MEMORIAL HOSPITAL			1	100%	1
MISSION HOSPITAL – MEMORIAL CAMPUS			1	100%	1
CVS OH3329POCT LAKEWOOD		1			1
SPEARE MEMORIAL HOSPITAL			1	100%	1
EASTSIDE URGENT CARE			1	100%	1
PATHOLOGY		1			1
IMA MEDICAL CENTER OF OVIEDO			1	100%	1
CONVENIENT MEDICAL AND HEALTH SERVICES			1	100%	1
MORNINGSIDE NURSING AND REHABILITATION		1			1
Princeton Place			1	100%	1
NORTH SHORE HEMATOLOGY-ONCOLOGY ASSOCIATES PC		1			1
BRUNSWICK HEALTH AND REHABILITATION CE		1			1
NEW ERA COMMUNITY HEALTH CENTER LLC		1			1
MEDCOR CORPORATE CLINIC			1	100%	1
ST VINCENT'S AMBULATORY CARE INC			1	100%	1
BHS PHYSICIAN NETWORK			1	100%	1
LAKESIDE MEDICAL CENTER		1			1
HUMC		1			1
Springdale Village		1			1
LAKEWOOD RANCH MEDICAL GROUP LLC			1	100%	1
CVS CT692POCT NORTH HAVEN		1			1
ARCADIA DIALYSIS CENTER			1	100%	1
WALGREENS # 11165		1			1
HALEYVILLE HEALTH CARE CENTER		1			1
MINUTECLINIC, LLC #07876			1	100%	1
NATIONAL INSTITUTES OF HEALTH CLINICAL CENTER			1	100%	1
MARYLAND DEPARTMENT OF HEALTH AND MENTAL HYGIENE-LABORATORIES			1	100%	1
CORONA CONCIERGE, LLC		1			1
CVS MA2401POCT MARSHFIELD		1			1
FAMILY AND INTERNAL MEDICINE ASSOCIATES		1			1
COMMUNITY MEDICAL CENTER-ORANGE CITY		1			1
LAKE VISTA DIALYSIS			1	100%	1
IVAN, MAYA			1	100%	1
NORTHSIDE FAMILY MEDICINE AND URGENT CARE (CUMMING)		1			1
CVS IL2297144CV CHICAGO		1			1
HENRICO DOCTOR'S LABORATORY			1	100%	1
JUP Serology SubSection			1	100%	1
TEVAPHARM			1	100%	1
LABORATORIO MEDICO CENTRAL CONDOMINO MD			1	100%	1
VA Greater LA HCS-Santa Maria OPC			1	100%	1
Signature Healthcare of Fort Wayne		1			1
MID FLORIDA BIOLOGICALS			1	100%	1
Kroger 433 - The Little Clinic Atoka		1			1
Kroger 838 - The Little Clinic Fairborn		1			1
MEDEXPRESS URGENT CARE-MEADVILLE			1	100%	1
PT&J REHAB LLC		1			1

COVID-19: testing by laboratory

Data through Mar 10, 2021 verified as of Mar 11, 2021 at 09:25 AM

Data in this report are provisional and subject to change.

The numbers in the table below represent the number of Florida and non-Florida residents for whom test results were received by the Department of Health. A person can be tested by more than one laboratory and can have both positive and negative results. **Therefore, the sum of the numbers in each column will be larger than the total number of people tested.**

Reporting lab	Inconclusive	Negative	Positive	Percent positive	Total
NORTHSIDE FAMILY MEDICINE		1			1
Community Compassion Center of Batesville			1	100%	1
Falmouth By The Sea			1	100%	1
MARYWOOD NURSING CARE CENTER		1			1
FIU HEALTH CARE CENTER			1	100%	1
UCH LAB			1	100%	1
Oregon Veterans Home The Dalles		1			1
CAREWELL 203			1	100%	1
SHAMRA MEDICAL LABORATORY			1	100%	1
Newton Wellesley Center for Alzheimer's Care		1			1
SYNERGENE LABORATORY			1	100%	1
SKY RIDGE MEDICAL CENTER - MICRO			1	100%	1
MEDICAL CENTER AFFILIATES PALM SPRINGS			1	100%	1
FHPG INTERNAL MEDICINE OF BRANDON			1	100%	1
ADVANCED CARDIOVASCULAR DIAGNOSTICS OF FL			1	100%	1
LOURDES URGENT CARE			1	100%	1
JOHNSON MEDICAL SERVICES			1	100%	1
CVS CA8861POCT BUENA PARK		1			1
UF HEALTH - WILDLIGHT			1	100%	1
Birmingham Nursing & Rehab Center		1			1
WOODHILLS LABS			1	100%	1
LOPEZ		1			1
NF Escambia, LLC DBA Olive BranchHealth and Rehabilitaion Center			1	100%	1
ASHLEY PEDICATRICS DAY AND NIGHT CLINIC			1	100%	1
MED TECH CLINICAL LABORATORY		1			1
THE CLINIC ON SIXTH			1	100%	1
FORT MYERS NORTH DIALYSIS		1			1
MEDEXPRESS URGENT CARE CHICOPEE			1	100%	1
PM PEDIATRICS PC			1	100%	1
Cooperstown Center for Nursing and Rehabillitation		1			1
WINCHESTER HOSPITAL			1	100%	1
SALEM VAMC		1			1
NANCY M WORTHINGTON MD PA			1	100%	1
CENTRAL FLORIDA MEDICAL CARE			1	100%	1
CONCIERGE INTERNAL MEDICINE ASSOCIATES			1	100%	1
BLACKBAG DIGITAL HEALTH LLC		1			1
FREDERICK MEMORIAL HOSPITAL			1	100%	1
SOUTH FLORIDA URGENT CARE CENTERS, LLC			1	100%	1
CAROMONT HEALTH			1	100%	1
HEALTH PLUS SUNRISE MEDICAL OFFICE			1	100%	1
Englewood Health Care Center		1			1
HAWAII DEPARTMENT OF HEALTH LAB			1	100%	1
Lenbrook		1			1
OKLAHOMA BLOOD INSTITUTE			1	100%	1
ST CATHERINE HOSPITAL LABORATORY			1	100%	1
INDIAN RIVER CLINICAL LABORATORY, INC.		1			1
SUPERKIDS PEDIATRICS			1	100%	1

COVID-19: testing by laboratory

Data through Mar 10, 2021 verified as of Mar 11, 2021 at 09:25 AM

Data in this report are provisional and subject to change.

The numbers in the table below represent the number of Florida and non-Florida residents for whom test results were received by the Department of Health. A person can be tested by more than one laboratory and can have both positive and negative results. **Therefore, the sum of the numbers in each column will be larger than the total number of people tested.**

Reporting lab	Inconclusive	Negative	Positive	Percent positive	Total
BALLAD HEALTH MEDICAL ASSOCIATES URGENT CARE			1	100%	1
SPARTA HEALTH & REHAB		1			1
THE NEW JEWISH HOME		1			1
PASTEUR MEDICAL HIALEAH GARDEN LLC			1	100%	1
Bay View Nursing and Rehabilitation Center			1	100%	1
Total	93,770	17,090,125	2,526,738	13%	19,710,633