

COVID-19: summary of cases and monitoring

Data through Mar 9, 2021 verified as of Mar 10, 2021 at 09:25 AM

Data in this report are provisional and subject to change.

Cases: people with positive PCR or antigen test result		Cases: people with positive PCR or antigen test result	
Total cases		Risk factors for Florida residents	
Florida residents	1,921,548	Traveled	15,209
Non-Florida residents	36,038	Contact with a known case	747,896
Type of testing		Traveled and contact with a known case	20,772
Florida residents	1,921,548	Neither	1,137,671
Positive by BPHL/CDC	70,742	No travel and no contact	224,881
Positive by commercial/hospital lab	1,850,806	Travel is unknown	659,218
PCR positive	1,557,128	Contact is unknown	423,281
Antigen positive	364,420	Contact is pending	425,261
Non-Florida residents	36,038	Travel can be unknown and contact can be unknown or pending for the same case, these numbers will sum to more than the "neither" total.	
Positive by BPHL/CDC	888		
Positive by commercial/hospital lab	35,150		
PCR positive	24,817		
Antigen positive	11,221		
Characteristics			
Florida residents hospitalized	81,564		
Florida resident deaths	31,948		
Non-Florida resident deaths	595		
Hospitalized counts include anyone who was hospitalized at some point during their illness. It does not reflect the number of people currently hospitalized.			
More information on deaths identified through death certificate data is available on the National Center for Health Statistics website at www.cdc.gov/nchs/nvss/vsrr/COVID19/index.htm .			

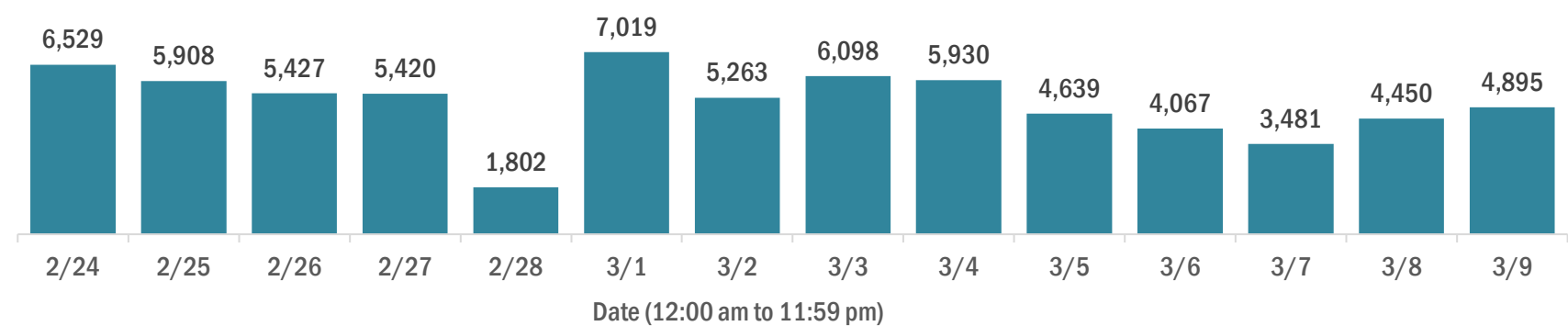
COVID-19: summary of laboratory testing

Data through Mar 9, 2021 verified as of Mar 10, 2021 at 09:25 AM

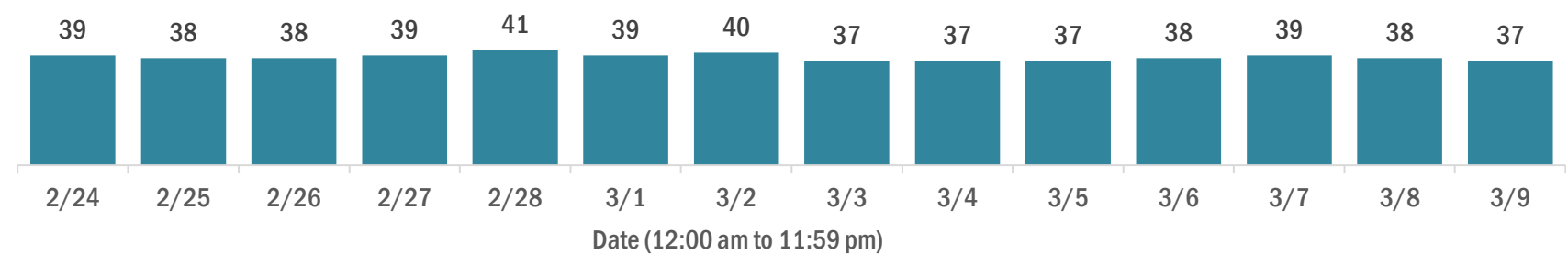
Data in this report are provisional and subject to change.

Cases in Florida residents per day for the past 2 weeks

Number of cases per day



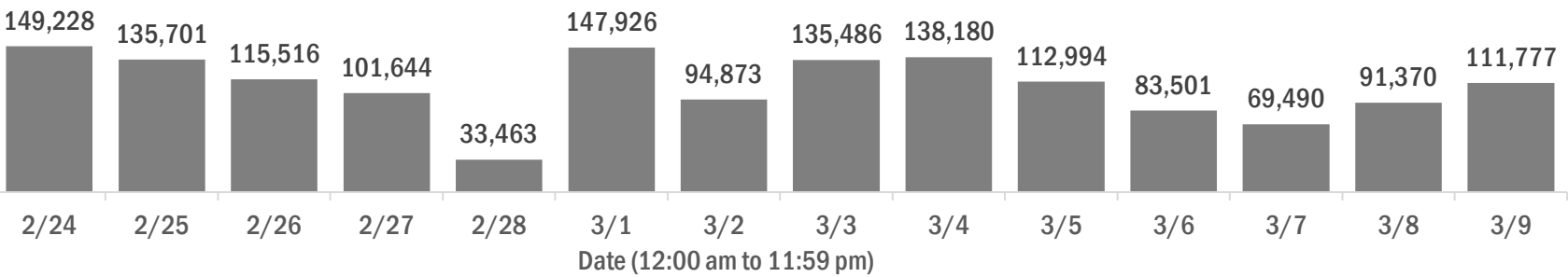
Median age of cases by day



Laboratory testing for Florida residents over the past 2 weeks

Number of Florida residents tested per day

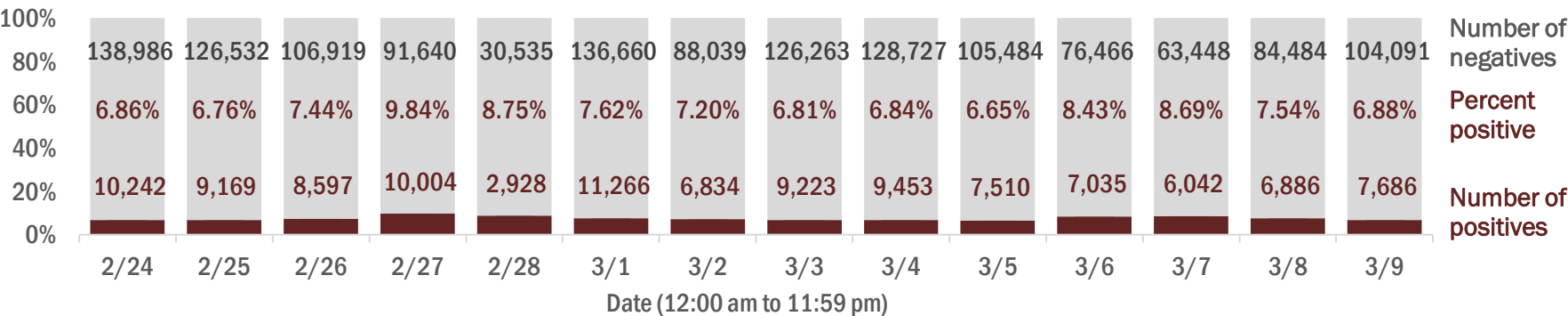
These counts include the number of people for whom the Department received PCR or antigen laboratory results by day. People tested on multiple days will be included for each day a new result was received. A person is only counted once for each day they are tested, regardless of whether multiple specimens are tested or multiple results are received.



Number and percent of Florida residents with positive test results

The percent of positive results ranged from 6.65% to 9.84% over the past 2 weeks and was 6.88% yesterday.

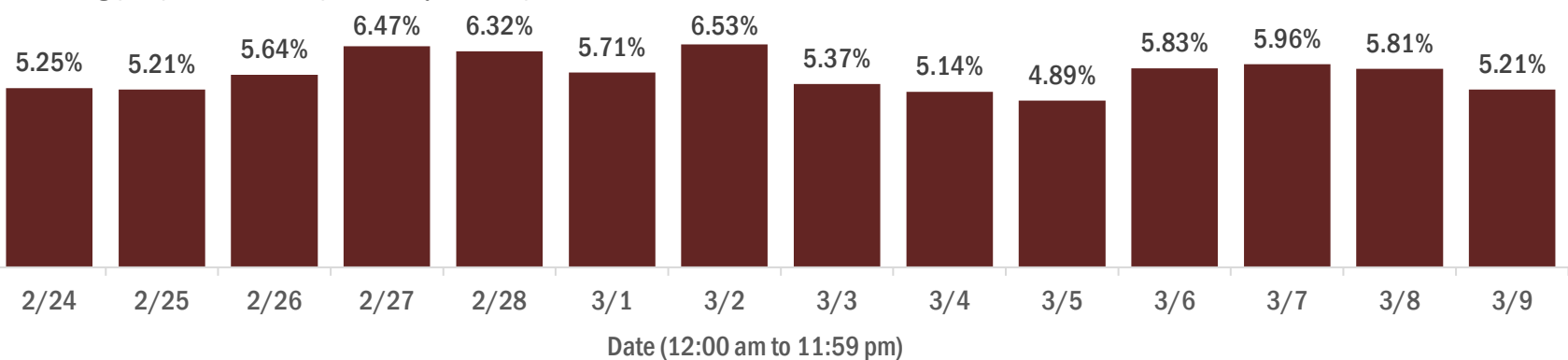
These counts include the number of people for whom the Department received PCR or antigen laboratory results by day. People tested on multiple days will be included for each day a new result was received. A person is only counted once for each day they are tested, regardless of whether multiple specimens are tested or multiple results are received. If a person has a positive specimen and a negative specimen in the same day, only the positive result is counted.



Percent positivity for new cases in Florida residents

The percent of positive results ranged from 4.89% to 6.53% over the past 2 weeks and was 5.21% yesterday.

This percent is the number of people who test PCR- or antigen-positive for the first time divided by all the people tested that day, excluding people who have previously tested positive.



COVID-19: characteristics of 1,921,548 Florida resident cases

Data through Mar 9, 2021 verified as of Mar 10, 2021 at 09:25 AM

Data in this report are provisional and subject to change.

Age group	Cases		Hospitalizations		Deaths	
0-4 years	38,355	2%	539	1%	1	0%
5-14 years	119,489	6%	520	1%	5	0%
15-24 years	295,399	15%	2,012	2%	39	0%
25-34 years	333,623	17%	3,956	5%	166	1%
35-44 years	297,378	15%	5,952	7%	481	2%
45-54 years	292,745	15%	9,195	11%	1,206	4%
55-64 years	253,618	13%	13,781	17%	3,405	11%
65-74 years	159,495	8%	17,038	21%	6,756	21%
75-84 years	88,441	5%	17,054	21%	9,757	31%
85+ years	41,736	2%	11,510	14%	10,132	32%
Unknown	1,269	0%	7	0%	0	0%
Total	1,921,548		81,564		31,948	

Gender	Cases	
Female	1,004,721	52%
Male	903,008	47%
Unknown	13,819	1%
Total	1,921,548	

Ethnicity	Cases		Hospitalizations		Deaths	
Hispanic	612,765	32%	20,749	25%	7,418	23%
Non-Hispanic	924,513	48%	56,847	70%	22,367	70%
Unknown	384,270	20%	3,968	5%	2,163	7%
Total	1,921,548		81,564		31,948	

Race and ethnicity	Cases		Hospitalizations		Deaths	
White	1,078,543	56%	53,221	65%	23,373	73%
Hispanic	409,237	21%	14,803	18%	5,932	19%
Non-Hispanic	588,748	31%	36,778	45%	16,358	51%
Unknown	80,558	4%	1,640	2%	1,083	3%
Black	254,018	13%	16,969	21%	5,072	16%
Hispanic	14,793	1%	712	1%	212	1%
Non-Hispanic	218,224	11%	15,907	20%	4,683	15%
Unknown	21,001	1%	350	0%	177	1%
Other race	288,382	15%	9,065	11%	2,542	8%
Hispanic	145,367	8%	4,752	6%	1,107	3%
Non-Hispanic	98,462	5%	3,892	5%	1,212	4%
Unknown	44,553	2%	421	1%	223	1%
Unknown race	300,605	16%	2,309	3%	961	3%
Hispanic	43,368	2%	482	1%	167	1%
Non-Hispanic	19,079	1%	270	0%	114	0%
Unknown	238,158	12%	1,557	2%	680	2%
Total	1,921,548		81,564		31,948	

Hospitalization counts include anyone who was hospitalized at some point during their illness. It does not reflect the number of people currently hospitalized. **Other race** includes any person with a race of American Indian/Alaskan native, Asian, native Hawaiian/Pacific Islander, or other.

COVID-19: deaths in Florida residents and staff of long-term care facilities

Data through Mar 9, 2021 verified as of Mar 10, 2021 at 09:25 AM

Data in this report are provisional and subject to change.

For current cases in residents or staff of long-term care facilities, please visit: <https://floridahealthcovid19.gov/>

County	Deaths		County	Deaths		County	Deaths	
Palm Beach	1029	<div></div> 10%	Okaloosa	160	<div></div> 1%	Gilchrist	19	<div></div> 0%
Dade	994	<div></div> 9%	Hernando	154	<div></div> 1%	Calhoun	17	<div></div> 0%
Pinellas	868	<div></div> 8%	Osceola	136	<div></div> 1%	Flagler	16	<div></div> 0%
Broward	641	<div></div> 6%	Charlotte	131	<div></div> 1%	Gulf	16	<div></div> 0%
Hillsborough	552	<div></div> 5%	Clay	117	<div></div> 1%	Wakulla	16	<div></div> 0%
Polk	413	<div></div> 4%	Indian River	116	<div></div> 1%	Bradford	14	<div></div> 0%
Duval	408	<div></div> 4%	Leon	92	<div></div> 1%	Gadsden	14	<div></div> 0%
Brevard	387	<div></div> 4%	Bay	88	<div></div> 1%	Washington	13	<div></div> 0%
Sarasota	386	<div></div> 4%	Jackson	87	<div></div> 1%	Baker	12	<div></div> 0%
Orange	376	<div></div> 3%	St. Johns	85	<div></div> 1%	Holmes	10	<div></div> 0%
Lee	334	<div></div> 3%	Highlands	83	<div></div> 1%	Jefferson	10	<div></div> 0%
Marion	309	<div></div> 3%	Santa Rosa	79	<div></div> 1%	Franklin	9	<div></div> 0%
Volusia	283	<div></div> 3%	Alachua	73	<div></div> 1%	Lafayette	8	<div></div> 0%
Escambia	272	<div></div> 3%	Suwannee	58	<div></div> 1%	Levy	7	<div></div> 0%
St. Lucie	234	<div></div> 2%	Columbia	50	<div></div> 0%	Desoto	6	<div></div> 0%
Seminole	223	<div></div> 2%	Sumter	45	<div></div> 0%	Dixie	4	<div></div> 0%
Lake	219	<div></div> 2%	Putnam	39	<div></div> 0%	Monroe	4	<div></div> 0%
Pasco	218	<div></div> 2%	Nassau	35	<div></div> 0%	Taylor	3	<div></div> 0%
Manatee	190	<div></div> 2%	Hendry	29	<div></div> 0%	Hardee	2	<div></div> 0%
Collier	189	<div></div> 2%	Walton	28	<div></div> 0%	Hamilton	1	<div></div> 0%
Citrus	176	<div></div> 2%	Okeechobee	24	<div></div> 0%	Liberty	1	<div></div> 0%
Martin	163	<div></div> 2%	Madison	20	<div></div> 0%	Total	10,795	

Note: cases are summarized by the county of usual residence. Residents and staff may be cases associated with facilities that are not in their county of usual residence, resulting in cases being included below for counties that do not have facilities with known cases.

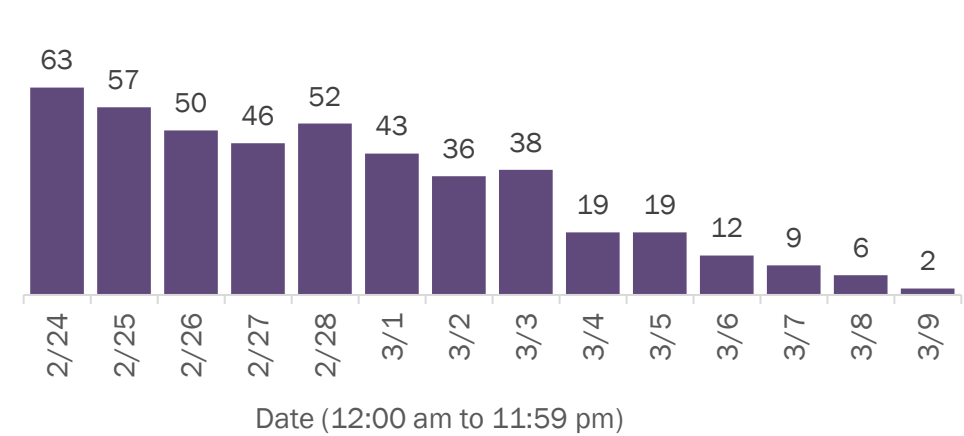
COVID-19: cases in Florida residents who have died

Data through Mar 9, 2021 verified as of Mar 10, 2021 at 09:25 AM

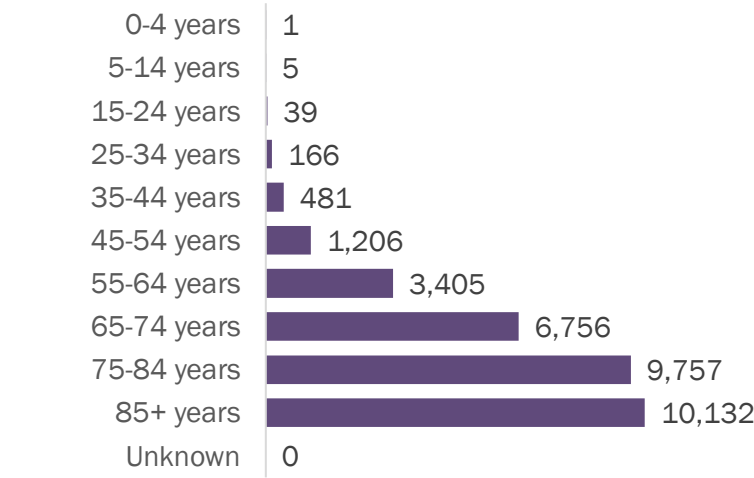
Data in this report are provisional and subject to change.

Demographics for all identified COVID-19 deaths: 31,948

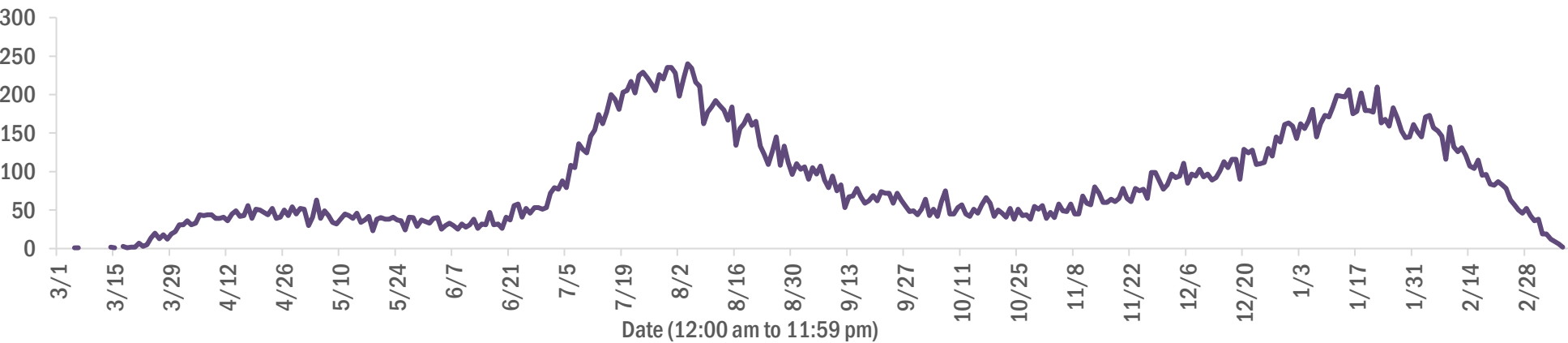
Deaths by date of death for the past 2 weeks



Deaths by age group



Deaths by date of death since March 2020



Age group	Deaths	Cases	Case fatality rate	Mortality rate per 100,000 population
0-4 years	1	38,355	0.0%	0.1
5-14 years	5	119,489	0.0%	0.2
15-24 years	39	295,399	0.0%	1.6
25-34 years	166	333,623	0.0%	5.9
35-44 years	481	297,378	0.2%	18.4
45-54 years	1,206	292,745	0.4%	43.3
55-64 years	3,405	253,618	1.3%	117.7
65-74 years	6,756	159,495	4.2%	278.4
75-84 years	9,757	88,441	11.0%	694.8
85+ years	10,132	41,736	24.3%	1754.4
Unknown	0	1,269	0.0%	
Total	31,948	1,921,548	1.7%	147.9

Gender	Deaths	Cases	Case fatality rate	Mortality rate per 100,000 population
Male	17,905	903,008	2.0%	169.6
Female	14,043	1,004,721	1.4%	127.2
Unknown	0	13,819	0.0%	
Total	31,948	1,921,548	1.7%	147.9

Race	Deaths	Cases	Case fatality rate	Mortality rate per 100,000 population
White	23,373	1,078,543	2.2%	140.0
Other	2,542	288,382	0.9%	204.3
Black	5,072	254,018	2.0%	138.7
Unknown	961	300,605	0.3%	
Total	31,948	1,921,548	1.7%	147.9

Ethnicity	Deaths	Cases	Case fatality rate	Mortality rate per 100,000 population
Non-Hispanic	22,367	924,513	2.4%	140.5
Hispanic	7,418	612,765	1.2%	130.6
Unknown	2,163	384,270	0.6%	
Total	31,948	1,921,548	1.7%	147.9

COVID-19: characteristics of 1,921,548 cases

Data through Mar 9, 2021 verified as of Mar 10, 2021 at 09:25 AM

Data in this report are provisional and subject to change.

Tables below include cases in Florida residents and non-Florida residents.

All 67 Florida counties have cases:

County	FL resident cases		Non-FL resident cases	Total cases	FL resident deaths	FL death rate
Dade	417,360	<div></div> 22%	5,180	422,540	5,619	1.3%
Broward	198,940	<div></div> 10%	2,321	201,261	2,512	1.3%
Palm Beach	122,116	<div></div> 6%	2,114	124,230	2,528	2.1%
Orange	115,414	<div></div> 6%	1,617	117,031	1,127	1.0%
Hillsborough	113,449	<div></div> 6%	973	114,422	1,545	1.4%
Duval	88,626	<div></div> 5%	1,471	90,097	1,231	1.4%
Pinellas	66,595	<div></div> 3%	1,663	68,258	1,481	2.2%
Lee	57,236	<div></div> 3%	1,984	59,220	895	1.6%
Polk	58,025	<div></div> 3%	409	58,434	1,183	2.0%
Osceola	37,104	<div></div> 2%	620	37,724	460	1.2%
Volusia	34,889	<div></div> 2%	584	35,473	683	2.0%
Brevard	34,468	<div></div> 2%	613	35,081	768	2.2%
Pasco	33,968	<div></div> 2%	303	34,271	667	2.0%
Escambia	30,726	<div></div> 2%	3,542	34,268	645	2.1%
Manatee	32,201	<div></div> 2%	709	32,910	619	1.9%
Collier	29,860	<div></div> 2%	1,130	30,990	472	1.6%
Leon	28,762	<div></div> 1%	860	29,622	291	1.0%
Marion	28,064	<div></div> 1%	129	28,193	877	3.1%
Seminole	27,818	<div></div> 1%	210	28,028	443	1.6%
Sarasota	26,413	<div></div> 1%	1,315	27,728	751	2.8%
Lake	24,924	<div></div> 1%	388	25,312	576	2.3%
St. Lucie	22,653	<div></div> 1%	158	22,811	552	2.4%
Alachua	22,443	<div></div> 1%	254	22,697	248	1.1%
St. Johns	20,130	<div></div> 1%	283	20,413	197	1.0%
Okaloosa	19,138	<div></div> 1%	203	19,341	336	1.8%
Bay	18,369	<div></div> 1%	720	19,089	357	1.9%
Santa Rosa	17,153	<div></div> 1%	221	17,374	271	1.6%
Clay	16,885	<div></div> 1%	44	16,929	315	1.9%
Hernando	11,606	<div></div> 1%	90	11,696	422	3.6%
Indian River	11,167	<div></div> 1%	97	11,264	268	2.4%
Charlotte	10,737	<div></div> 1%	170	10,907	379	3.5%
Martin	10,652	<div></div> 1%	194	10,846	292	2.7%
Citrus	9,843	<div></div> 1%	82	9,925	411	4.2%
Sumter	8,155	<div></div> 0%	92	8,247	242	3.0%
Nassau	7,394	<div></div> 0%	427	7,821	116	1.6%

County	FL resident cases		Non-FL resident cases	Total cases	FL resident deaths	FL death rate
Columbia	7,696	<div></div> 0%	37	7,733	160	2.1%
Highlands	7,295	<div></div> 0%	74	7,369	307	4.2%
Walton	6,409	<div></div> 0%	757	7,166	81	1.3%
Flagler	6,102	<div></div> 0%	78	6,180	93	1.5%
Monroe	5,708	<div></div> 0%	330	6,038	47	0.8%
Jackson	5,910	<div></div> 0%	64	5,974	153	2.6%
Putnam	5,897	<div></div> 0%	19	5,916	131	2.2%
Gadsden	5,473	<div></div> 0%	16	5,489	88	1.6%
Suwannee	5,124	<div></div> 0%	28	5,152	134	2.6%
Hendry	4,332	<div></div> 0%	18	4,350	75	1.7%
Desoto	3,885	<div></div> 0%	19	3,904	75	1.9%
Okeechobee	3,566	<div></div> 0%	40	3,606	83	2.3%
Unknown	370	<div></div> 0%	3,128	3,498	0	0.0%
Baker	3,299	<div></div> 0%	15	3,314	57	1.7%
Wakulla	3,185	<div></div> 0%	12	3,197	52	1.6%
Levy	2,957	<div></div> 0%	9	2,966	43	1.5%
Bradford	2,866	<div></div> 0%	13	2,879	53	1.8%
Hardee	2,814	<div></div> 0%	14	2,828	31	1.1%
Taylor	2,660	<div></div> 0%	6	2,666	42	1.6%
Washington	2,619	<div></div> 0%	20	2,639	47	1.8%
Holmes	2,167	<div></div> 0%	31	2,198	44	2.0%
Madison	1,992	<div></div> 0%	26	2,018	43	2.2%
Gulf	1,863	<div></div> 0%	24	1,887	40	2.1%
Union	1,750	<div></div> 0%	1	1,751	70	4.0%
Calhoun	1,628	<div></div> 0%	3	1,631	42	2.6%
Lafayette	1,598	<div></div> 0%	0	1,598	25	1.6%
Hamilton	1,555	<div></div> 0%	19	1,574	23	1.5%
Dixie	1,516	<div></div> 0%	3	1,519	22	1.5%
Gilchrist	1,439	<div></div> 0%	4	1,443	37	2.6%
Jefferson	1,387	<div></div> 0%	22	1,409	24	1.7%
Franklin	1,249	<div></div> 0%	33	1,282	16	1.3%
Liberty	1,048	<div></div> 0%	1	1,049	15	1.4%
Glades	906	<div></div> 0%	4	910	16	1.8%
Total	1,921,548		36,038	1,957,586	31,948	1.7%

COVID-19: characteristics of 1,921,548 Florida resident cases

Data through Mar 9, 2021 verified as of Mar 10, 2021 at 09:25 AM

Data in this report are provisional and subject to change.

The table below includes the cities and counties of residence for cases in Florida residents based on the patient's ZIP Code. Note that city is not always received as part of the initial notification and may be missing while the case is being investigated.

City and county	Cases
Miami, Dade	241,673
Orlando, Orange	85,274
Jacksonville, Duval	83,271
Tampa, Hillsborough	66,269
Hialeah, Dade	59,059
Fort Lauderdale, Broward	42,717
Hollywood, Broward	38,150
West Palm Beach, Palm Beach	29,896
Kissimmee, Osceola	28,633
Tallahassee, Leon	27,762
Pensacola, Escambia	25,536
Homestead, Dade	25,348
Naples, Collier	25,201
Saint Petersburg, Pinellas	24,422
Fort Myers, Lee	22,431
Bradenton, Manatee	20,985
Ocala, Marion	20,698
Boca Raton, Palm Beach	20,578
Lakeland, Polk	20,228
Pompano Beach, Broward	19,192
Gainesville, Alachua	17,843
Sarasota, Sarasota	16,295
Port Saint Lucie, St. Lucie	14,940
Lake Worth, Palm Beach	14,838
Cape Coral, Lee	14,553
Clearwater, Pinellas	13,111
Miami Beach, Dade	13,060
Miramar, Broward	13,013
Boynton Beach, Palm Beach	11,802
Panama City, Bay	11,682
Doral, Dade	11,514
Coral Springs, Broward	11,396
Miami Gardens, Dade	11,085
Saint Augustine, St. Johns	10,810
Melbourne, Brevard	9,990
Winter Haven, Polk	9,773
Delray Beach, Palm Beach	9,211
Lehigh Acres, Lee	8,991
Davie, Broward	8,677
Riverview, Hillsborough	8,610
Vero Beach, Indian River	8,577
Milton, Santa Rosa	8,290
Palm Bay, Brevard	7,963
New Port Richey, Pasco	7,849
Sunrise, Broward	7,814
Fort Pierce, St. Lucie	7,555
Coral Gables, Dade	7,352
Saint Cloud, Osceola	7,350
Largo, Pinellas	7,293
Daytona Beach, Volusia	7,103
Apopka, Orange	7,102
Lake City, Columbia	7,007
Spring Hill, Hernando	6,930
Orange Park, Clay	6,887
Plantation, Broward	6,802
North Miami Beach, Dade	6,701
Clermont, Lake	6,626
Davenport, Polk	6,570
Brandon, Hillsborough	6,465

COVID-19: characteristics of 1,921,548 Florida resident cases

Data through Mar 9, 2021 verified as of Mar 10, 2021 at 09:25 AM

Data in this report are provisional and subject to change.

The table below includes the cities and counties of residence for cases in Florida residents based on the patient's ZIP Code. Note that city is not always received as part of the initial notification and may be missing while the case is being investigated.

City and county	Cases
Jupiter, Palm Beach	6,281
Weston, Broward	6,205
Sanford, Seminole	6,176
Plant City, Hillsborough	6,159
Deltona, Volusia	6,085
Deerfield Beach, Broward	5,789
Winter Garden, Orange	5,684
Tamarac, Broward	5,346
Fort Walton Beach, Okaloosa	5,332
Port Charlotte, Charlotte	5,268
Palm Coast, Flagler	5,136
Crestview, Okaloosa	5,091
Stuart, Martin	5,046
Wesley Chapel, Pasco	4,966
Coconut Creek, Broward	4,874
Palm Beach Gardens, Palm Beach	4,830
Margate, Broward	4,789
Land O Lakes, Pasco	4,785
Winter Park, Orange	4,705
Deland, Volusia	4,691
Palmetto, Manatee	4,686
Palm Harbor, Pinellas	4,659
Wellington, Palm Beach	4,595
Oviedo, Seminole	4,561
Miami Lakes, Dade	4,372
Opa Locka, Dade	4,285
Altamonte Springs, Seminole	4,251
Lutz, Hillsborough	4,146
Middleburg, Clay	4,129
Port Orange, Volusia	4,099
Haines City, Polk	4,079
Brooksville, Hernando	4,053
Valrico, Hillsborough	3,987
Live Oak, Suwannee	3,986
Venice, Sarasota	3,976
North Port, Sarasota	3,973
The Villages, Sumter	3,924
Sebring, Highlands	3,909
Ocoee, Orange	3,907
Hallandale, Broward	3,900
Punta Gorda, Charlotte	3,895
Leesburg, Lake	3,894
Pembroke Pines, Broward	3,806
Arcadia, Desoto	3,778
Saint Johns, St. Johns	3,760
Bonita Springs, Lee	3,648
Seminole, Pinellas	3,644
Ormond Beach, Volusia	3,611
Zephyrhills, Pasco	3,595
Navarre, Santa Rosa	3,576
Okeechobee, Okeechobee	3,555
Windermere, Orange	3,370
Pinellas Park, Pinellas	3,366
Immokalee, Collier	3,334
Longwood, Seminole	3,311
North Lauderdale, Broward	3,298
North Miami, Dade	3,279
Ruskin, Hillsborough	3,241
Gulf Breeze, Santa Rosa	3,233

COVID-19: characteristics of 1,921,548 Florida resident cases

Data through Mar 9, 2021 verified as of Mar 10, 2021 at 09:25 AM

Data in this report are provisional and subject to change.

The table below includes the cities and counties of residence for cases in Florida residents based on the patient's ZIP Code. Note that city is not always received as part of the initial notification and may be missing while the case is being investigated.

City and county	Cases
Cocoa, Brevard	3,203
Niceville, Okaloosa	3,181
Cantonment, Escambia	3,088
Panama City Beach, Bay	2,990
Jacksonville Beach, Duval	2,941
Lake Worth Beach, Palm Beach	2,922
Quincy, Gadsden	2,917
Key West, Monroe	2,909
Crawfordville, Wakulla	2,858
Casselberry, Seminole	2,857
Hudson, Pasco	2,782
Port Richey, Pasco	2,773
Dade City, Pasco	2,766
Cutler Ridge, Dade	2,754
Palatka, Putnam	2,738
Titusville, Brevard	2,736
Bartow, Polk	2,730
Fernandina Beach, Nassau	2,690
North Fort Myers, Lee	2,678
Oakland Park, Broward	2,674
Green Cove Springs, Clay	2,640
Lake Mary, Seminole	2,587
Winter Springs, Seminole	2,587
Kissimmee, Polk	2,568
Auburndale, Polk	2,545
Aventura, Dade	2,541
Ponte Vedra Beach, St. Johns	2,526
Perry, Taylor	2,497
Lake Wales, Polk	2,493
Merritt Island, Brevard	2,485
Lynn Haven, Bay	2,433
New Smyrna Beach, Volusia	2,430
Tarpon Springs, Pinellas	2,416
Marianna, Jackson	2,365
Inverness, Citrus	2,346
Belle Glade, Palm Beach	2,317
Clewiston, Hendry	2,275
Parkland, Broward	2,252
Fleming Island, Clay	2,246
Eustis, Lake	2,228
Santa Rosa Beach, Walton	2,219
Royal Palm Beach, Palm Beach	2,202
Cooper City, Broward	2,194
Wimauma, Hillsborough	2,190
Dunedin, Pinellas	2,173
Estero, Lee	2,156
Loxahatchee, Palm Beach	2,144
Holiday, Pasco	2,089
Defuniak Springs, Walton	2,047
Chipley, Washington	2,035
Sarasota, Manatee	1,988
Rockledge, Brevard	1,984
Key Biscayne, Dade	1,979
Parrish, Manatee	1,963
Destin, Okaloosa	1,952
Starke, Bradford	1,932
Labelle, Hendry	1,924
Mount Dora, Lake	1,910
Palm City, Martin	1,904

COVID-19: characteristics of 1,921,548 Florida resident cases

Data through Mar 9, 2021 verified as of Mar 10, 2021 at 09:25 AM

Data in this report are provisional and subject to change.

The table below includes the cities and counties of residence for cases in Florida residents based on the patient's ZIP Code. Note that city is not always received as part of the initial notification and may be missing while the case is being investigated.

City and county	Cases
Odessa, Hillsborough	1,885
Avon Park, Highlands	1,881
Mulberry, Polk	1,880
Riviera Beach, Palm Beach	1,869
Tavares, Lake	1,836
Seffner, Hillsborough	1,786
Summerfield, Marion	1,755
Yulee, Nassau	1,750
Groveland, Lake	1,714
Pinecrest, Dade	1,678
Lithia, Hillsborough	1,642
Wauchula, Hardee	1,641
Maitland, Orange	1,618
Macclenny, Baker	1,616
Missing, Dade	1,611
Orange City, Volusia	1,593
Sebastian, Indian River	1,579
Mayo, Lafayette	1,569
Callahan, Nassau	1,566
Bonifay, Holmes	1,550
Coconut Grove, Dade	1,548
Carol City, Dade	1,535
Ponte Vedra, St. Johns	1,529
Lady Lake, Lake	1,521
Palmetto Bay, Dade	1,520
Homosassa, Citrus	1,515
Crystal River, Citrus	1,481
Crossings, Dade	1,477
Dania, Broward	1,435
Pace, Santa Rosa	1,379
Lake Placid, Highlands	1,377
Gibsonton, Hillsborough	1,361
Lake Butler, Union	1,356
Oldsmar, Pinellas	1,340
Sun City Center, Hillsborough	1,332
Florida City, Dade	1,332
Dover, Hillsborough	1,319
Madison, Madison	1,319
Atlantic Beach, Duval	1,315
Hobe Sound, Martin	1,306
Apollo Beach, Hillsborough	1,287
Biscayne Park, Dade	1,277
Edgewater, Volusia	1,272
Dunnellon, Marion	1,271
Monticello, Jefferson	1,270
Palm Springs, Palm Beach	1,264
Alachua, Alachua	1,248
Debary, Volusia	1,241
Indiantown, Martin	1,227
Bellevue, Marion	1,220
Graceville, Jackson	1,218
North Palm Beach, Palm Beach	1,184
Century, Escambia	1,168
Lantana, Palm Beach	1,162
South Miami, Dade	1,125
Newberry, Alachua	1,121
Lecanto, Citrus	1,097
Havana, Gadsden	1,076
Ellenton, Manatee	1,075

COVID-19: characteristics of 1,921,548 Florida resident cases

Data through Mar 9, 2021 verified as of Mar 10, 2021 at 09:25 AM

Data in this report are provisional and subject to change.

The table below includes the cities and counties of residence for cases in Florida residents based on the patient's ZIP Code. Note that city is not always received as part of the initial notification and may be missing while the case is being investigated.

City and county	Cases
El Portal, Dade	1,069
Williston, Levy	1,067
Safety Harbor, Pinellas	1,061
Hilliard, Nassau	1,053
Jensen Beach, Martin	1,051
Beverly Hills, Citrus	1,037
Blountstown, Calhoun	1,031
Freeport, Walton	1,031
Jasper, Hamilton	1,019
Satellite Beach, Brevard	1,009
Lauderhill, Broward	998
Trenton, Gilchrist	980
Wildwood, Sumter	965
Wewahitchka, Gulf	958
Wilton Manors, Broward	952
Nokomis, Sarasota	940
Sanderson, Baker	939
Keystone Heights, Clay	929
Englewood, Charlotte	920
Hernando, Citrus	915
Mary Esther, Okaloosa	911
Fellsmere, Indian River	907
Everglades National Park, Dade	902
Frostproof, Polk	901
Key Largo, Monroe	894
Polk City, Polk	880
Fisher Island, Dade	877
Port Saint Joe, Gulf	875
Dunnellon, Citrus	874
Bushnell, Sumter	868
Shalimar, Okaloosa	863
Lauderdale Lakes, Broward	855
Medley, Dade	851
Moore Haven, Glades	848
Coleman, Sumter	832
Bristol, Liberty	814
Cross City, Dixie	805
Pahokee, Palm Beach	804
South Bay, Palm Beach	792
Marco Island, Collier	777
Cocoa Beach, Brevard	764
Fort Meade, Polk	763
Chiefland, Levy	760
High Springs, Alachua	749
Glen Saint Mary, Baker	739
Sorrento, Lake	731
Chattahoochee, Gadsden	729
Indialantic, Brevard	726
Minneola, Lake	725
Spring Hill, Pasco	722
Englewood, Sarasota	722
Trinity, Pasco	718
Olympia Heights, Dade	704
Thonotosassa, Hillsborough	704
Uleta, Dade	701
Crescent City, Putnam	697
Miramar Beach, Walton	692
Fruitland Park, Lake	692
Interlachen, Putnam	687

COVID-19: characteristics of 1,921,548 Florida resident cases

Data through Mar 9, 2021 verified as of Mar 10, 2021 at 09:25 AM

Data in this report are provisional and subject to change.

The table below includes the cities and counties of residence for cases in Florida residents based on the patient's ZIP Code. Note that city is not always received as part of the initial notification and may be missing while the case is being investigated.

City and county	Cases
Coral, Dade	678
Marathon, Monroe	674
Southwest Ranches, Broward	674
Lawtey, Bradford	663
Fort Myers Beach, Lee	659
Umatilla, Lake	656
Bowling Green, Hardee	655
Old Town, Dixie	652
Jacksonville, St. Johns	641
Lake Alfred, Polk	636
Fort White, Columbia	629
West Melbourne, Brevard	620
Neptune Beach, Duval	619
Silver Springs, Marion	599
Baker, Okaloosa	583
Bronson, Levy	563
Belle Isle, Orange	560
South Daytona, Volusia	558
Weeki Wachee, Hernando	557
Clearwater Beach, Pinellas	552
Palm Beach, Palm Beach	551
Sneads, Jackson	549
Jay, Santa Rosa	542
Gulfport, Pinellas	533
Surfside, Dade	525
Bunnell, Flagler	524
Carrabelle, Franklin	522
Mascotte, Lake	500
Hawthorne, Alachua	492
Sweetwater, Dade	489
Molino, Escambia	483
Rotunda West, Charlotte	480
Cottondale, Jackson	479
Citra, Marion	473
Oakland, Orange	471
Oxford, Sumter	466
Midway, Gadsden	463
Zolfo Springs, Hardee	462
Florida State University, Leon	459
Ocklawaha, Marion	454
Myakka City, Manatee	453
Youngstown, Bay	452
Cape Canaveral, Brevard	450
East Palatka, Putnam	447
Melbourne Beach, Brevard	445
Mims, Brevard	442
Tavernier, Monroe	433
Indian Harbour Beach, Brevard	429
Altha, Calhoun	426
Dundee, Polk	425
Branford, Suwannee	420
Bell, Gilchrist	420
Alva, Lee	416
Celebration, Osceola	413
Flagler Beach, Flagler	413
Apalachicola, Franklin	408
Bal Harbour, Dade	402
Centerville, Leon	394
Haverhill, Palm Beach	385

COVID-19: characteristics of 1,921,548 Florida resident cases

Data through Mar 9, 2021 verified as of Mar 10, 2021 at 09:25 AM

Data in this report are provisional and subject to change.

The table below includes the cities and counties of residence for cases in Florida residents based on the patient's ZIP Code. Note that city is not always received as part of the initial notification and may be missing while the case is being investigated.

City and county	Cases
Archer, Alachua	377
De Leon Springs, Volusia	370
Eagle Lake, Polk	367
Webster, Sumter	365
Hastings, St. Johns	363
Raiford, Union	361
Osprey, Sarasota	358
Grand Ridge, Jackson	353
Floral City, Citrus	350
West Miami, Dade	348
Tequesta, Palm Beach	342
Lake Park, Palm Beach	335
Greenville, Madison	333
Holly Hill, Volusia	330
Grand Island, Lake	325
Ave Maria, Collier	323
Vernon, Washington	320
Pierson, Volusia	319
Chuluota, Seminole	317
Jennings, Hamilton	313
Malone, Jackson	312
Montverde, Lake	312
Satsuma, Putnam	305
Eastpoint, Franklin	301
Indian Rocks Beach, Pinellas	301
Gotha, Orange	299
Sebastian, Brevard	297
Laurel Hill, Okaloosa	296
Melrose, Putnam	293
Westville, Holmes	293
Kenneth City, Pinellas	291
Bryceville, Nassau	289
Fort McCoy, Marion	287
Alafaya, Orange	286
Elkton, St. Johns	286
Valparaiso, Okaloosa	286
Reddick, Marion	284
Missing, Volusia	283
Lehigh, Lee	283
Malabar, Brevard	278
Missing, Orange	271
Greenwood, Jackson	270
Ponce De Leon, Holmes	268
Lake Panasoffkee, Sumter	268
O Brien, Suwannee	267
Winter Park, Seminole	266
Anthony, Marion	266
San Antonio, Pasco	263
Belleair, Pinellas	254
Geneva, Seminole	252
Morriston, Levy	251
Greenacres, Palm Beach	249
Inlet Beach, Walton	242
South Pasadena, Pinellas	237
Sanibel, Lee	234
Lee, Madison	234
Eglin Air Force Base, Okaloosa	233
Edgewood, Orange	232
Fountain, Bay	231

COVID-19: characteristics of 1,921,548 Florida resident cases

Data through Mar 9, 2021 verified as of Mar 10, 2021 at 09:25 AM

Data in this report are provisional and subject to change.

The table below includes the cities and counties of residence for cases in Florida residents based on the patient's ZIP Code. Note that city is not always received as part of the initial notification and may be missing while the case is being investigated.

City and county	Cases
Southport, Bay	229
Fern Park, Seminole	227
Hallandale Beach, Broward	226
Kindred, Osceola	223
White Springs, Hamilton	222
Weirsdale, Marion	220
Hosford, Liberty	219
Gretna, Gadsden	219
Longboat Key, Manatee	215
University Of Central Fl, Orange	214
Wellborn, Suwannee	213
Mcdavid, Escambia	204
Holt, Okaloosa	203
Bay Harbor Islands, Dade	198
Astatula, Lake	198
Islamorada, Monroe	197
Saint James City, Lee	197
Lakewood Ranch, Manatee	193
Juno Beach, Palm Beach	191
Holmes Beach, Manatee	190
Micanopy, Alachua	189
Mcalpin, Suwannee	188
Poinciana, Polk	188
Howey-In-The-Hills, Lake	188
Altoona, Lake	184
Sopchoppy, Wakulla	183
Azalea Park, Orange	183
Zellwood, Orange	182
Alford, Jackson	182
The Villages, Marion	181
Madeira Beach, Pinellas	180
Babson Park, Polk	178
Atlantis, Palm Beach	176
The Villages, Lake	174
Lake Helen, Volusia	167
Lauderdale By The Sea, Broward	166
Mangonia Park, Palm Beach	164
Caryville, Washington	161
Viera, Brevard	160
Center Hill, Sumter	160
Summerland Key, Monroe	159
University Of Miami, Dade	159
Golden Beach, Dade	156
Pomona Park, Putnam	156
Odessa, Pasco	155
Cutler Bay, Dade	152
Bokeelia, Lee	150
Osteen, Volusia	150
Rocky Point, Hillsborough	148
Lockhart, Orange	146
University Of Fl, Alachua	145
Bay Lake, Orange	145
Oak Hill, Volusia	145
Hypoluxo, Palm Beach	144
Grant-Valkaria, Brevard	142
Hiawassee, Orange	139
Ponce Inlet, Volusia	139
Clair-Mel City, Hillsborough	138
Citrus Springs, Citrus	136

COVID-19: characteristics of 1,921,548 Florida resident cases

Data through Mar 9, 2021 verified as of Mar 10, 2021 at 09:25 AM

Data in this report are provisional and subject to change.

The table below includes the cities and counties of residence for cases in Florida residents based on the patient's ZIP Code. Note that city is not always received as part of the initial notification and may be missing while the case is being investigated.

City and county	Cases
Lutz, Pasco	136
Sumterville, Sumter	135
Hollister, Putnam	134
Carrollwood, Hillsborough	129
Lady Lake, Sumter	128
Baldwin, Duval	128
Hampton, Bradford	125
Paisley, Lake	124
Inglis, Levy	123
San Mateo, Putnam	123
Apopka, Seminole	123
Steinhatchee, Taylor	122
Big Pine Key, Monroe	121
Matlacha, Lee	119
Clarksville, Calhoun	119
Christmas, Orange	118
Lake Hamilton, Polk	118
Cloud Lake, Palm Beach	117
Kendall, Dade	116
Missing, Lee	114
Placida, Charlotte	112
University Of Central Florida, Orange	111
Belleair Beach, Pinellas	109
Callaway, Bay	107
Buena Ventura Lakes, Osceola	106
Panacea, Wakulla	106
Tierra Verde, Pinellas	105
West Park, Broward	104
Temple Terrace, Hillsborough	101
Brooker, Bradford	101
Dinsmore, Duval	101
Hurlburt Field, Okaloosa	100
Lamont, Jefferson	100
Seville, Volusia	100
Astor, Lake	100
Saint Leo, Pasco	99
South Fort Myers, Lee	98
Canal Point, Palm Beach	97
Lighthouse Point, Broward	97
Harmony, Osceola	97
Barry University, Dade	97
Bascom, Jackson	94
Cedar Key, Levy	94
Florahome, Putnam	94
Barefoot Bay, Brevard	92
Waldo, Alachua	92
Florida Gulf Coast Univ, Lee	91
Missing, St. Johns	91
Tyndall Air Force Base, Bay	90
Fruit Cove, St. Johns	90
Bradenton Beach, Manatee	90
Dania Beach, Broward	90
University Of South Florida, Hillsborough	88
Maitland, Seminole	87
Pinetta, Madison	87
City Of Sunrise, Broward	85
Crystal Beach, Pinellas	84
Kathleen, Polk	83
Lorida, Highlands	82

COVID-19: characteristics of 1,921,548 Florida resident cases

Data through Mar 9, 2021 verified as of Mar 10, 2021 at 09:25 AM

Data in this report are provisional and subject to change.

The table below includes the cities and counties of residence for cases in Florida residents based on the patient's ZIP Code. Note that city is not always received as part of the initial notification and may be missing while the case is being investigated.

City and county	Cases
Missing, Marion	82
F M, Lee	80
Sunny Isles Beach, Dade	78
Missing, Pinellas	77
Missing, St. Lucie	76
Ocean Ridge, Palm Beach	76
Fort Denaud, Hendry	75
Welaka, Putnam	75
Palma Ceia, Hillsborough	74
Eatonville, Orange	73
Yalaha, Lake	73
Avon Park, Polk	73
Patrick Air Force Base, Brevard	72
Campbellton, Jackson	70
Saint Pete Beach, Pinellas	69
Air Mail Facility, Dade	69
Princeton, Dade	69
Ochopee, Collier	68
Boca Grande, Lee	66
North Venice, Sarasota	66
Greensboro, Gadsden	65
Anna Maria, Manatee	63
Stock Island, Monroe	63
Reunion, Osceola	60
Cudjoe Key, Monroe	59
Bonita Beach, Lee	59
Mexico Beach, Bay	58
Destin, Walton	58
Georgetown, Putnam	58
Bellview, Escambia	57
Missing, Duval	57
North Redington Beach, Pinellas	57
Orlando, Seminole	57
Felda, Hendry	55
Missing, Santa Rosa	54
Miami, Unknown	54
Micco, Brevard	54
Lake Suzy, Desoto	54
Missing, Lake	54
Ona, Hardee	53
Missing, Pasco	53
Treasure Island, Pinellas	52
Walnut Hill, Escambia	52
Miami Springs, Dade	52
Singer Island, Palm Beach	51
Orlando, Dade	51
Northdale, Hillsborough	51
Heathrow, Seminole	51
Okahumpka, Lake	50
Duette, Manatee	49
Palm Beach Shores, Palm Beach	49
Salt Springs, Marion	49
Aloma, Orange	49
Missing, Palm Beach	48
Town N Country, Hillsborough	48
University Of Tampa, Hillsborough	47
Enterprise, Volusia	47
Miromar Lakes, Lee	47
Cinco Bayou, Okaloosa	47

COVID-19: characteristics of 1,921,548 Florida resident cases

Data through Mar 9, 2021 verified as of Mar 10, 2021 at 09:25 AM

Data in this report are provisional and subject to change.

The table below includes the cities and counties of residence for cases in Florida residents based on the patient's ZIP Code. Note that city is not always received as part of the initial notification and may be missing while the case is being investigated.

City and county	Cases
Intercession City, Osceola	46
Highland City, Polk	45
Terra Ceia, Manatee	44
Sewalls Point, Martin	44
Florence Villa, Polk	44
Waverly, Polk	44
Eaton Park, Polk	43
Orlando, Osceola	43
Gulf Breeze, Escambia	43
Kenansville, Osceola	42
Manalapan, Palm Beach	42
Green Acres, Palm Beach	41
Village Of Wellington, Palm Beach	41
Key Colony Beach, Monroe	41
Saint Johns, Duval	40
Ebro, Washington	40
Florida International Univ, Dade	40
Lacoochee, Pasco	39
Orlando, Broward	39
Missing, Sumter	39
Bayonet Point, Pasco	38
Village Wellington, Palm Beach	38
Naranja, Dade	38
Orlando, Volusia	37
Florida A And M University, Leon	37
Ponte Vedra, Duval	37
Cortez, Manatee	36
Hialeah Gardens, Dade	36
Orlando, Polk	35
Pasadena, Pinellas	34
Tice, Lee	34
Flemington, Marion	34
Highland Beach, Palm Beach	34
Missing, Broward	34
Palm Shores, Brevard	33
Missing, Hillsborough	33
Homeland, Polk	32
Bay Pines, Pinellas	32
Bagdad, Santa Rosa	32
Dowling Park, Suwannee	32
Bonaventure, Broward	32
Lakeshore, Polk	32
Eloise, Polk	31
Lulu, Columbia	31
Miami, Broward	31
Venus, Highlands	31
Miami Shores, Dade	31
Penney Farms, Clay	30
Davenport, Osceola	30
Siesta Key, Sarasota	30
Hallandle Beach, Broward	30
Mcintosh, Marion	30
Univ Of FI Student Dorms, Alachua	30
Nocatee, Desoto	30
Stetson University, Volusia	30
Missing, Seminole	29
Orlando, Hillsborough	29
Jupiter, Martin	29
North Bay Village, Dade	29

COVID-19: characteristics of 1,921,548 Florida resident cases

Data through Mar 9, 2021 verified as of Mar 10, 2021 at 09:25 AM

Data in this report are provisional and subject to change.

The table below includes the cities and counties of residence for cases in Florida residents based on the patient's ZIP Code. Note that city is not always received as part of the initial notification and may be missing while the case is being investigated.

City and county	Cases
Kinard, Calhoun	29
Bayshore Gardens, Manatee	29
Bonita Springs, Collier	29
Lealman, Pinellas	29
Horseshoe Beach, Dixie	28
Pensacola Beach, Santa Rosa	28
South Palm Beach, Palm Beach	28
Poinciana, Osceola	27
Saint Marks, Wakulla	27
Florida State, Leon	27
Caryville, Holmes	27
City Of Westlake, Palm Beach	27
Wekiva Springs, Seminole	27
Little Torch Key, Monroe	26
Pine Hills, Orange	26
Chokoloskee, Collier	26
Alturas, Polk	26
Palmdale, Glades	26
Long Key, Monroe	26
Homosassa Springs, Citrus	26
Indian Lake Estates, Polk	25
Missing, Monroe	25
South Miami Heights, Dade	25
Tangerine, Orange	25
Hawthorne, Putnam	24
Labelle, Glades	24
Fort Lauderdale, Dade	24
Santa Fe, Alachua	24
Westchase, Hillsborough	24
Missing, Escambia	24
Earleton, Alachua	24
Goulds, Dade	23
New Smyrna, Volusia	23
Westlake, Palm Beach	23
Archer, Levy	23
Pembroke Park, Broward	23
Bradley, Polk	23
Kissimmee, Orange	22
La Crosse, Alachua	22
Ridge Manor, Pasco	22
Wausau, Washington	22
Yankeetown, Levy	22
Paxton, Walton	22
Florida Dept Of Corrections, Union	22
Sparr, Marion	22
Sydney, Hillsborough	22
Citrus Ridge, Indian River	22
Missing, Manatee	22
Balm, Hillsborough	22
Sugarloaf Key, Monroe	22
Tioga, Alachua	22
Orange Lake, Marion	22
Wabasso, Indian River	21
Perdido Key, Escambia	21
Everglades City, Collier	21
Bonifay, Washington	21
Bostwick, Putnam	21
Loughman, Polk	21
Missing, Brevard	21

COVID-19: characteristics of 1,921,548 Florida resident cases

Data through Mar 9, 2021 verified as of Mar 10, 2021 at 09:25 AM

Data in this report are provisional and subject to change.

The table below includes the cities and counties of residence for cases in Florida residents based on the patient's ZIP Code. Note that city is not always received as part of the initial notification and may be missing while the case is being investigated.

City and county	Cases
Plymouth, Orange	20
Missing, Okaloosa	20
Laud-By-The-Sea, Broward	20
Indian River Shores, Indian River	20
Florida International University, Dade	20
Pine Castle, Orange	20
Branford, Lafayette	20
Missing, Citrus	20
Sun City, Hillsborough	19
Babcock Ranch, Lee	19
Mexico Beach, Gulf	19
Lowell, Marion	19
Mango, Hillsborough	19
Parker, Bay	19
Missing, Indian River	19
Wildlight, Nassau	19
Fort Ogden, Desoto	19
Crystal Springs, Pasco	19
Redington Shores, Pinellas	19
Champions Gate, Polk	18
Orlando, Palm Beach	18
Hollywood, Dade	18
Candler, Marion	18
Jensen Beach, St. Lucie	18
Goodland, Collier	18
High Springs, Gilchrist	18
Maxville, Duval	18
Nalcrest, Polk	17
Nichols, Polk	17
Trenton, Levy	17
Graceville, Holmes	17
Jacksonville, Unknown	16
West Panama City Beach, Bay	16
Ramrod Key, Monroe	16
Missing, Collier	16
Orlando, Pinellas	16
Forest City, Orange	16
Wewahitchka, Calhoun	16
Union Park, Orange	16
Suwannee, Dixie	16
Gulf Stream, Palm Beach	16
Hernando Beach, Hernando	16
Gulf Hammock, Levy	16
Shady Hills, Pasco	16
Tallevast, Manatee	15
Lakewood Ranch, Sarasota	15
Hutchinson Island, St. Lucie	15
White Springs, Columbia	15
Webster, Hernando	15
Lake City, Suwannee	15
Otter Creek, Levy	15
Woodville, Leon	15
Brooksville, Pasco	15
Golden Oak, Orange	15
Lake Buena Vista, Orange	15
Buckingham, Lee	14
Saint Lucie West, St. Lucie	14
Murdock, Charlotte	14
Winter Garden, Lake	14

COVID-19: characteristics of 1,921,548 Florida resident cases

Data through Mar 9, 2021 verified as of Mar 10, 2021 at 09:25 AM

Data in this report are provisional and subject to change.

The table below includes the cities and counties of residence for cases in Florida residents based on the patient's ZIP Code. Note that city is not always received as part of the initial notification and may be missing while the case is being investigated.

City and county	Cases
Village Of Palmetto Bay, Dade	14
Mount Dora, Orange	14
Missing, Bay	14
Laurel Hill, Walton	14
Copeland, Collier	14
Kingsley Lake, Bradford	13
Gonzalez, Escambia	13
Steinhatchee, Dixie	13
Wahneta, Polk	13
Graham, Bradford	13
Missing, Martin	13
Braden River, Manatee	13
Trilby, Pasco	13
Daytona Beach Shores, Volusia	13
Hialeah, Unknown	13
Orlando, Brevard	13
Saint George Island, Franklin	13
Orlando, Lake	13
Belleair Bluffs, Pinellas	13
Lake Monroe, Seminole	13
Johns Pass Village, Pinellas	13
Watersound, Walton	13
Choctaw Beach, Okaloosa	12
Eau Gallie, Brevard	12
Orlando, Unknown	12
Unknown, Dade	12
Long Boat Key, Manatee	12
Fort Charlotte, Charlotte	12
Holder, Citrus	12
Mount Plymouth, Lake	12
Missing, Putnam	12
Roseland, Indian River	12
Durant, Hillsborough	12
Florida State Univ Admin, Leon	12
Pensacola Beach, Escambia	12
Rosemary Beach, Walton	12
Ozona, Pinellas	11
Indian Creek Village, Dade	11
Naples, Lee	11
Babcock Ranch, Charlotte	11
Citrus Hills, Citrus	11
Orlando, Leon	11
Missing, Unknown	11
Greenville, Taylor	11
Deer Island, Lake	11
East Lake, Marion	11
Alys Beach, Bay	11
Deerfield Beach, Palm Beach	11
Captiva, Lee	10
Lake Como, Putnam	10
Missing, Polk	10
University Park, Manatee	10
Grandin, Putnam	10
Gibsonia, Polk	10
Redington Beach, Pinellas	10
Telogia, Liberty	10
Hillsboro Beach, Broward	10
Passport, Unknown	10
Seacrest, Walton	10

COVID-19: characteristics of 1,921,548 Florida resident cases

Data through Mar 9, 2021 verified as of Mar 10, 2021 at 09:25 AM

Data in this report are provisional and subject to change.

The table below includes the cities and counties of residence for cases in Florida residents based on the patient's ZIP Code. Note that city is not always received as part of the initial notification and may be missing while the case is being investigated.

City and county	Cases
Orlando, Duval	10
Dade City, Hernando	10
Leisure City, Dade	10
Los Angeles, Dade	10
Missing, Nassau	10
Lamont, Madison	9
Lloyd, Jefferson	9
Forest City, Seminole	9
Haines Creek, Lake	9
Cypress, Jackson	9
Boca Raton, Broward	9
Rubonia, Manatee	9
Umatilla, Marion	9
Grant Valkaria, Brevard	9
Briny Breezes, Palm Beach	9
Nobleton, Hernando	9
Perrine, Dade	9
Saint Augustine, Duval	9
West Delray Beach, Palm Beach	9
Elfers, Pasco	9
Fanning Springs, Gilchrist	9
Day, Lafayette	9
Sea Ranch Lakes, Broward	9
Palma Sola, Manatee	9
Missing, Taylor	9
Innovation, Pasco	9
Cottdale, Washington	9
Beverly Beach, Flagler	9
Miami Gardens, Broward	9
Cross Creek, Alachua	8
Fairfield, Marion	8
Fort Walton Beach, Unknown	8
Ferndale, Lake	8
Seybold, Dade	8
Palm City, St. Lucie	8
Saint Augustine Beach, St. Johns	8
Putnam Hall, Putnam	8
White City, Gulf	8
Worthington Springs, Union	8
Pine Ridge, Citrus	8
Barberville, Volusia	8
Jerome, Collier	8
Ponce De Leon, Walton	8
Missing, Clay	8
Goldenrod, Seminole	8
Evinston, Alachua	8
Salem, Taylor	8
Virginia Gardens, Dade	8
Orange Springs, Marion	8
Fernandina, Nassau	7
Port Saint John, Brevard	7
Orange Park, Duval	7
Basinger, Okeechobee	7
Missing, Flagler	7
University Of Central Fl, Hillsborough	7
Orlando, Pasco	7
Longboat Key, Sarasota	7
Keystone Heights, Bradford	7
Switzerland, St. Johns	7

COVID-19: characteristics of 1,921,548 Florida resident cases

Data through Mar 9, 2021 verified as of Mar 10, 2021 at 09:25 AM

Data in this report are provisional and subject to change.

The table below includes the cities and counties of residence for cases in Florida residents based on the patient's ZIP Code. Note that city is not always received as part of the initial notification and may be missing while the case is being investigated.

City and county	Cases
Maitland, Volusia	7
Aripeka, Pasco	7
Holt, Santa Rosa	7
River Ranch, Polk	7
Niceville, Walton	7
Orlando, Alachua	7
Fort Lauderdale, Unknown	7
Indian Shores, Pinellas	7
Okeechobee, Glades	6
Quail Heights, Dade	6
Punta Gorda, Lee	6
Valkaria, Brevard	6
Deland, Lake	6
Orlando, Flagler	6
Orlando, Marion	6
Sunny Hills, Washington	6
Labelle, Lee	6
Missing, Walton	6
Maitland, Hillsborough	6
Winter Park, Polk	6
Winderemere, Orange	6
Grove City, Charlotte	6
Coco River, Collier	6
Eglin, Okaloosa	6
Miccosukee, Leon	6
Glenwood, Volusia	6
Orchid, Indian River	6
Pensacola, Unknown	6
Ybor City, Hillsborough	6
Morriston, Marion	6
Duck Key, Monroe	6
Newberry, Gilchrist	6
Mayport Naval Station, Duval	6
Lake Butler, Bradford	6
East Rockland Key, Monroe	6
Bradenton, Sarasota	6
Maitland, Osceola	6
Inglis, Citrus	6
Hollywood, Unknown	5
Ocoee, Lake	5
Okeechobee, Martin	5
N/A, Unknown	5
Pompano Beach, Palm Beach	5
Orlando, Manatee	5
Wakulla Springs, Wakulla	5
Fort Lauderdale, Lee	5
Alys Beach, Walton	5
Anastasia Island, St. Johns	5
Miami Beach, Unknown	5
Missing, Alachua	5
Point Washington, Walton	5
University Of Central Fl, Martin	5
Williston, Marion	5
PSI, Unknown	5
San Carlos Park, Lee	5
Pompano Beach, Unknown	5
Bayou George, Bay	5
Boynton Beach, Broward	5
Miramar, Dade	5

COVID-19: characteristics of 1,921,548 Florida resident cases

Data through Mar 9, 2021 verified as of Mar 10, 2021 at 09:25 AM

Data in this report are provisional and subject to change.

The table below includes the cities and counties of residence for cases in Florida residents based on the patient's ZIP Code. Note that city is not always received as part of the initial notification and may be missing while the case is being investigated.

City and county	Cases
Missing, Osceola	5
Miami Gardens, Unknown	5
Kissimmee, Unknown	5
Jacksonville Naval Air Station, Duval	5
Fort Lauderdale, Palm Beach	5
Clarcona, Orange	5
Ebro, Bay	5
Bruce, Holmes	5
Hialeah, Broward	5
Westchester, Dade	5
Ocean Breeze, Martin	5
Port Salerno, Martin	5
Missing, Columbia	5
Missing, Highlands	5
Missing, Sarasota	5
Scottsmoor, Brevard	5
Shady Grove, Taylor	5
Missing, Leon	5
Milton, Escambia	5
Inlet Beach, Bay	5
Mayport, Duval	5
Stuart, St. Lucie	5
Pass, Unknown	5
Miami, Palm Beach	5
Port Charlotte, Unknown	4
West Bradenton, Manatee	4
Live Oak, Madison	4
Loxahatchee Groves, Palm Beach	4
Marina Del Rey, Dade	4
Greenville, Jefferson	4
Missing, Hernando	4
Oklawaha, Marion	4
Pensacola, Santa Rosa	4
Glen Ridge, Palm Beach	4
Coconut Creek, Palm Beach	4
Margate, Unknown	4
Melrose, Bradford	4
Mid Florida, Seminole	4
Highland Park, Polk	4
Los Angeles, Broward	4
Lazy Lake, Broward	4
Lamont, Taylor	4
Sugarloaf, Monroe	4
Branford, Gilchrist	4
Cape Haze, Charlotte	4
Clewiston, Palm Beach	4
Conch Key, Monroe	4
Okeechobee, Osceola	4
Sandestin, Walton	4
Seacrest, Bay	4
Pompano Beach, Dade	4
Naples, Unknown	4
High Springs, Columbia	4
Hinsdale, Manatee	4
Bella Collina, Lake	4
El Jobean, Charlotte	4
Weirsdale, Lake	4
Oneco, Manatee	4
Indian Rock Beach, Pinellas	4

COVID-19: characteristics of 1,921,548 Florida resident cases

Data through Mar 9, 2021 verified as of Mar 10, 2021 at 09:25 AM

Data in this report are provisional and subject to change.

The table below includes the cities and counties of residence for cases in Florida residents based on the patient's ZIP Code. Note that city is not always received as part of the initial notification and may be missing while the case is being investigated.

City and county	Cases
International Service Center, Dade	4
Island Grove, Alachua	4
Bowling Green, Polk	4
Cypress Gardens, Polk	4
Crestview, Walton	3
Cross Key, Monroe	3
Cape San Blas, Gulf	3
Apopka, Lake	3
Mayport Naval Housing, Duval	3
Green Cove Springs, Duval	3
Fernandina Beach, Duval	3
Fpo, Duval	3
Monticello, Madison	3
Vernon, Bay	3
Samoset, Manatee	3
San Fernando, Unknown	3
Alford, Washington	3
Altamonte Springs, Orange	3
Jonesville, Alachua	3
Julington Creek, St. Johns	3
Jupiter Island, Martin	3
Longwood, Unknown	3
Mims, Volusia	3
Miramar, Unknown	3
Marco Island, Lee	3
Pembroke Pines, Unknown	3
Ocean Reef Club, Monroe	3
Vero Beach, St. Lucie	3
Sorrento, Orange	3
Stuart, Palm Beach	3
Chicago, Lee	3
Coraopolis, Citrus	3
Champions Gate, Osceola	3
Bristol, Calhoun	3
Jacksonville, Alachua	3
North Fort Myers, Charlotte	3
Milligan, Okaloosa	3
Westville, Walton	3
Wacissa, Jefferson	3
Land O Lakes, Hillsborough	3
Lady Lake, Marion	3
Jacksonville , Duval	3
Fisher Island, Unknown	3
Bay Harbor Islands, Unknown	3
Ft Pierce, St. Lucie	3
Jacksonville, Dade	3
Inverness, Polk	3
Lake Worth, Broward	3
Ridge Manor Estates, Sumter	3
Pass, Dade	3
Vero Beach, Brevard	3
Brewton, Escambia	3
Apopka, Broward	3
Lake Harbor, Palm Beach	3
Lanark Village, Franklin	3
Maitland, Polk	3
Orem, Palm Beach	3
Pp, Dade	3
Pp, Unknown	3

COVID-19: characteristics of 1,921,548 Florida resident cases

Data through Mar 9, 2021 verified as of Mar 10, 2021 at 09:25 AM

Data in this report are provisional and subject to change.

The table below includes the cities and counties of residence for cases in Florida residents based on the patient's ZIP Code. Note that city is not always received as part of the initial notification and may be missing while the case is being investigated.

City and county	Cases
Woodside, Broward	3
Tampa Palms, Hillsborough	3
Tampa, Pinellas	3
Pineland, Lee	3
Winter Garden, Seminole	3
Tarpon Springs, Pasco	3
Jacksonville, Clay	3
Ludlam, Dade	3
Laurel, Sarasota	3
Clermont, Orange	3
Lynbrook, Broward	3
Miami, Orange	3
Lake Geneva, Clay	3
Lake City, Duval	3
Lakeland, Hillsborough	3
Immokalee, Lee	3
Hallandale Beach, Unknown	3
Fort Myers, Unknown	3
Bradington, Manatee	3
Blountstown, Liberty	3
Village Of Golf, Palm Beach	3
Wildwood, Marion	3
Saint Augusaintine Beach, St. Johns	3
Palm Coast, Volusia	3
Port Saint Lucie, Martin	3
Saint Petersburg, Hillsborough	3
Phoenix, Lake	2
Mount Pleasant, Gadsden	2
None, Dade	2
Navarre, Okaloosa	2
Seven Springs, Pasco	2
Upper Key Largo, Monroe	2
University Of Central Florida, Brevard	2
West Palm Beach, Broward	2
West Villages, Sarasota	2
Zellwood, Lake	2
Blountstown, Jackson	2
Alligator Point, Franklin	2
Coconut Creek, Unknown	2
Crawfordville, Leon	2
Eatonville, Lake	2
Hallandale Beach, Dade	2
Lawtey, Union	2
Loxahatchee, Broward	2
Lutz, Pinellas	2
Los Angeles, Okaloosa	2
Clermont, Polk	2
Bronx, Seminole	2
Doctors Inlet, Clay	2
Bonifay, Jackson	2
Bonnie, Sarasota	2
Lecanto, Marion	2
Lake Helen, Orange	2
Maitland, Leon	2
Melrose, Alachua	2
Fort Myers, Collier	2
Fort Pierce, Martin	2
West Palm Beach, Dade	2
Weston, Dade	2

COVID-19: characteristics of 1,921,548 Florida resident cases

Data through Mar 9, 2021 verified as of Mar 10, 2021 at 09:25 AM

Data in this report are provisional and subject to change.

The table below includes the cities and counties of residence for cases in Florida residents based on the patient's ZIP Code. Note that city is not always received as part of the initial notification and may be missing while the case is being investigated.

City and county	Cases
Winter Park, Leon	2
Redland, Dade	2
Olustee, Baker	2
Orlando, Santa Rosa	2
Orlando, Charlotte	2
Palm Springs North, Dade	2
Miami Shores, Broward	2
Wimauma, Manatee	2
University Of Central Florida, Palm Beach	2
University Of Central Florida, Pinellas	2
Wekiwa Springs, Seminole	2
Provo, Broward	2
Sumatra, Liberty	2
Portland, Unknown	2
Maitland, Lake	2
Hialeah Lakes, Dade	2
Hialeah, Orange	2
Moore Haven, Hendry	2
Naples, Broward	2
Cassadaga, Volusia	2
Fort Walton Beach, Walton	2
Duke Field Air Force Station, Okaloosa	2
Dunnellon, Levy	2
University Of Central Florida, Broward	2
Orlando, Okaloosa	2
Saint Teresa, Wakulla	2
Maitland, Pasco	2
Miamt, Dade	2
Ocala, Unknown	2
Madison, Unknown	2
Florida Power & Light Co, Dade	2
Amelia City, Nassau	2
Apopka, Unknown	2
Alligator Point, Wakulla	2
Chipley, Jackson	2
Fort Lauderdale, Alachua	2
Deerfield Beach, Unknown	2
Doral, Unknown	2
Brooklyn, Broward	2
Carl Fisher, Dade	2
Cross City, Taylor	2
Homeless, Hillsborough	2
Jupiter, Dade	2
Micanopy, Marion	2
Lakeland, Unknown	2
Windermere, Lake	2
Sutton, Pasco	2
Town Of Nocatee, St. Johns	2
Tampa, Unknown	2
Red Bay, Holmes	2
Saint Marys, Nassau	2
Pembroke Lakes, Broward	2
Port Saint Lucie, Palm Beach	2
Melrose, Clay	2
Mesa, Unknown	2
Marina Del Rey, Broward	2
Longview, Dade	2
Jacksonville, Nassau	2
Jacksonville Naval Hospital, Duval	2

COVID-19: characteristics of 1,921,548 Florida resident cases

Data through Mar 9, 2021 verified as of Mar 10, 2021 at 09:25 AM

Data in this report are provisional and subject to change.

The table below includes the cities and counties of residence for cases in Florida residents based on the patient's ZIP Code. Note that city is not always received as part of the initial notification and may be missing while the case is being investigated.

City and county	Cases
Hosford, Calhoun	2
Aventura, Broward	2
000000, Unknown	2
Dfafs, Okaloosa	2
Summerfield, Unknown	2
Tampa, Hernando	2
Sharpes, Brevard	2
Sebring, Desoto	2
Saint Lucie Village, St. Lucie	2
Ormond Beach, Flagler	2
Noma, Holmes	2
Orlando, Lee	2
Panama City, Unknown	2
Pembroke Pines, Dade	2
Vero Beach, Unknown	2
Wauchula, Desoto	2
Yeehaw, Okeechobee	2
Venice, Dade	2
West Palm Beach, Unknown	2
Windermere, Hillsborough	2
Winter Park, Volusia	2
Winter Springs, Orange	2
Okeechobee, Highlands	2
Orlando, Escambia	2
Pompano Beach, Osceola	2
Port Charlotte, Lee	2
Port St. Lucie, St. Lucie	2
Sand Lake, Orange	2
University Of Central Fl, Seminole	2
Union, Manatee	2
Marathon Shores, Monroe	2
Miami, Martin	2
Long Beach, Orange	2
New Port Richey, Hillsborough	2
Jena, Taylor	2
Lauderhill, Unknown	2
Labelle, Collier	2
At Large, Broward	2
Bonnie, Dade	2
Boys Ranch, Suwannee	2
Eatonville, Polk	2
Delray Beach, Broward	2
Fort Pierce, Brevard	2
Graceville, Unknown	2
Sarasota, Unknown	2
Seguin, Unknown	2
Sunrise, Unknown	2
Tampa, Broward	2
Tarpon Springs, Hillsborough	2
Oakland Park, Unknown	2
Orlando, Collier	2
Orlando, St. Lucie	2
Plantation Key, Monroe	2
Port Canaveral, Brevard	2
Marysville, Dade	2
Callahan, Duval	2
Dade City, Unknown	2
Cibolo, Orange	2
Claysville, Hernando	2

COVID-19: characteristics of 1,921,548 Florida resident cases

Data through Mar 9, 2021 verified as of Mar 10, 2021 at 09:25 AM

Data in this report are provisional and subject to change.

The table below includes the cities and counties of residence for cases in Florida residents based on the patient's ZIP Code. Note that city is not always received as part of the initial notification and may be missing while the case is being investigated.

City and county	Cases
Crescent Beach, Sarasota	2
FI State Univ Student, Leon	2
Defuniak Springs, Okaloosa	2
Defuniak Springs, Unknown	2
Dona Vista, Lake	1
East Setauket, Palm Beach	1
El Dorado, Palm Beach	1
Fleming Island, Duval	1
Fellsmere, Brevard	1
Crestview, Broward	1
Clearwater, Leon	1
Charlotte, Alachua	1
Dalecity, Okaloosa	1
Daytona Beach, Orange	1
Deerfield Beach, Polk	1
Crystal River, Marion	1
Crystal River, Unknown	1
Canton, Duval	1
Cantonment, Santa Rosa	1
Cape Coral, Unknown	1
Brooklyn, Polk	1
Bryceville, Duval	1
Bradenton, Lee	1
Boca Raton, Dade	1
Boca Raton, Madison	1
Bogota, Unknown	1
Bal Harbour, Broward	1
Atlanta, Walton	1
Attalla, Broward	1
Auburn, Palm Beach	1
Autaugaville, Broward	1
Apopka, Volusia	1
Alachua, Suwannee	1
Alafaya, Broward	1
Alafaya, Pinellas	1
Lake Clarke Shores, Palm Beach	1
Lake Forest, Collier	1
Merrick, Palm Beach	1
Metter, Manatee	1
Miami, Osceola	1
Miamiardens, Unknown	1
Miamksaohes, Dade	1
Jacksonville, Baker	1
Jacksonville, Marion	1
Irmo, Unknown	1
Key West, Palm Beach	1
Kilgore, Dade	1
Jupiter Inlet, Palm Beach	1
Jzx, Unknown	1
Land O Lakes, Unknown	1
Lawton, Okaloosa	1
Levittown, Palm Beach	1
Lima, Manatee	1
Lima, Volusia	1
Macclenny, Dixie	1
Madison, Jefferson	1
Maitland, Collier	1
Florida City, Unknown	1
Fort Lauderdale, Collier	1

COVID-19: characteristics of 1,921,548 Florida resident cases

Data through Mar 9, 2021 verified as of Mar 10, 2021 at 09:25 AM

Data in this report are provisional and subject to change.

The table below includes the cities and counties of residence for cases in Florida residents based on the patient's ZIP Code. Note that city is not always received as part of the initial notification and may be missing while the case is being investigated.

City and county	Cases
Gainesville, Levy	1
Glen Cove, Unknown	1
Glen Saint Mary, Duval	1
Golden Oak, Hillsborough	1
Golf, Palm Beach	1
Immokalee, Walton	1
Greensboro, Leon	1
Pooler, Broward	1
Port St. Lucie, Unknown	1
Punta Gorda, Sarasota	1
Putnam, Putnam	1
Ridgewood, Lee	1
Roayl Palm Beach, Palm Beach	1
Roseville, Broward	1
Rye, Palm Beach	1
Saint Petersburg, Bay	1
Plantation, Leon	1
Pensacola, Dade	1
Panomo City, Bay	1
Parrish, Sarasota	1
Orlando, Walton	1
Oviedo, Lake	1
Orlando, St. Johns	1
Orlando, Gadsden	1
Orlando, Hernando	1
Ocala, Duval	1
North Porte, Unknown	1
Notrealville, Polk	1
Nashville, Palm Beach	1
Okeechobi, Unknown	1
Orem, Dade	1
Orlando, Citrus	1
Monument, Broward	1
Mokena, Lee	1
Miami Dade, Unknown	1
Myrtle Beach, Broward	1
Morrisville, Palm Beach	1
North Brunswick, St. Lucie	1
North Grafton, Dade	1
North Lauderdale, Unknown	1
Syracuse, Unknown	1
Twentynine Palms, Broward	1
Vernon, Walton	1
Venezuela, Unknown	1
Waukesha, Volusia	1
Surprise, Unknown	1
St Cloud, Orange	1
St Helena Is, Dade	1
South Miami, Broward	1
San Marcos, Unknown	1
West Miami, Unknown	1
Whippany, Volusia	1
Xifamk, Dade	1
Windermere, Alachua	1
Winfield, Hillsborough	1
Winter Garden, Unknown	1
Winter Park, Brevard	1
Winter Park, Unknown	1
Eureka, Flagler	1

COVID-19: characteristics of 1,921,548 Florida resident cases

Data through Mar 9, 2021 verified as of Mar 10, 2021 at 09:25 AM

Data in this report are provisional and subject to change.

The table below includes the cities and counties of residence for cases in Florida residents based on the patient's ZIP Code. Note that city is not always received as part of the initial notification and may be missing while the case is being investigated.

City and county	Cases
Evansville, Citrus	1
Fort Worth, Broward	1
Franklin, Orange	1
Frostproof, Highlands	1
Gainesville, Palm Beach	1
Gainesville, Santa Rosa	1
Commerce Township, Manatee	1
Coral Gables , Dade	1
Crawfordville, Alachua	1
Crescent City, Marion	1
Crestview, Unknown	1
Denton, Broward	1
Destin, Bay	1
Brownsville, Escambia	1
Bonnie, St. Johns	1
Belleair Bluffs, Unknown	1
Clearwater, Hillsborough	1
Coal City, Pasco	1
Celebration, Orange	1
Chicago, Broward	1
Choctaw Beach, Unknown	1
Austin, Dade	1
Apo, Collier	1
Big Torch Key, Monroe	1
Black, Holmes	1
Boca Raton, Lee	1
Bonifay, Unknown	1
8852 Teacher Ln, Pasco	1
Addison, Pasco	1
Apopka, Citrus	1
Apopka, Hillsborough	1
Arabi, Orange	1
Indianapolis, Lee	1
Jupiter, Pinellas	1
Kansas City, Palm Beach	1
Gwynn Oak, Polk	1
Lake In The Hills, Broward	1
Lake Worth, Unknown	1
Litchfield Park, Monroe	1
Littleton, St. Johns	1
Newaygo, Charlotte	1
New Canaan, Dade	1
Na, Dade	1
Naples, Leon	1
Melbourne, Volusia	1
Mattoon, Lee	1
Milford, Bay	1
Milford, Unknown	1
Los Angeles, Orange	1
Maitland, Palm Beach	1
Marianna, Leon	1
Marianna, Washington	1
Mary Esther, Hillsborough	1
Tavares, Unknown	1
Temple, Palm Beach	1
Surfside Beach, Orange	1
Tampa, Duval	1
Summerdale, Escambia	1
Sun City Center, Lee	1

COVID-19: characteristics of 1,921,548 Florida resident cases

Data through Mar 9, 2021 verified as of Mar 10, 2021 at 09:25 AM

Data in this report are provisional and subject to change.

The table below includes the cities and counties of residence for cases in Florida residents based on the patient's ZIP Code. Note that city is not always received as part of the initial notification and may be missing while the case is being investigated.

City and county	Cases
Saint Charles, Orange	1
St Peterburg, Orange	1
Stiamk, Dade	1
Scottsdale, Brevard	1
Scottsdale, Palm Beach	1
Roswell, Bay	1
Ruskin, Dade	1
Ruskin, Manatee	1
Saint Petersburg, Duval	1
Saint Petersburg, Manatee	1
Port Saint Lucie, Marion	1
Port St Luice, Unknown	1
Pensacola Naval Hospital, Escambia	1
Plymouth, Pasco	1
Pass-A-Grille, Pinellas	1
Oviedo, Orange	1
Pace, Escambia	1
Painted Post, Pasco	1
Palatka, Marion	1
Okeechobee, Unknown	1
North Port, Charlotte	1
Winter Springs, Polk	1
Youngstown, Washington	1
Winnetka, Dade	1
Winter Garden, Osceola	1
Winter Haven, Osceola	1
Winter Park, Duval	1
Winter Park, Palm Beach	1
Weston, Unknown	1
Wildwood, Lee	1
West Hollywood, Broward	1
Wakefield, Broward	1
Waverly, Duval	1
Wabasha, Clay	1
Unknown, Duval	1
Upland, Manatee	1
Windermere, Volusia	1
Wtixrat, Dade	1
Westlake Village, Unknown	1
White Plains, Broward	1
Whites Creek, Leon	1
Watersound, Bay	1
University Of Central Florida, Lee	1
Unk, Duval	1
Ventura, Orange	1
Pembroke Pines, Orange	1
Pensacola, Sumter	1
Perth Amboy, Hillsborough	1
Puerto Rico, Unknown	1
Punta Gorda, Unknown	1
Randolph, Orange	1
Rivera Beach, Palm Beach	1
Port Orange, Brevard	1
Powell, Lee	1
Orlando, Jackson	1
Paducah, Manatee	1
Palm Coast, Unknown	1
Oldsrav, Manatee	1
Newberry, Levy	1

COVID-19: characteristics of 1,921,548 Florida resident cases

Data through Mar 9, 2021 verified as of Mar 10, 2021 at 09:25 AM

Data in this report are provisional and subject to change.

The table below includes the cities and counties of residence for cases in Florida residents based on the patient's ZIP Code. Note that city is not always received as part of the initial notification and may be missing while the case is being investigated.

City and county	Cases
Saint Petersburg, Charlotte	1
Saint Augustine, Flagler	1
Seffenner, Hillsborough	1
Seminole, Lee	1
Sunrtise, Dade	1
Tallahassee, Madison	1
Trenton, Dixie	1
Unknown, Unknown	1
Toms River, Lee	1
Tourist, Dade	1
Stratford, Broward	1
Crossings, Unknown	1
Davenport, Lake	1
Davie, Unknown	1
Dayton, Orange	1
Edgewood, Broward	1
Elkton, Putnam	1
Chesterfield, Broward	1
Carteret, Polk	1
Cincinnati, Dade	1
Connellsville, Highlands	1
Armstrong, St. Johns	1
Atl, Brevard	1
Alva, Escambia	1
Andalusia, Escambia	1
Arcadia, Highlands	1
Baker, Santa Rosa	1
Belleville, Palm Beach	1
Belmont, Santa Rosa	1
Blountstown, Broward	1
Bronson, Alachua	1
Brooker, Alachua	1
Bradenton, Clay	1
Brandon, Pinellas	1
Bonita, Lee	1
Bocaraten, Palm Beach	1
Hudson, Pinellas	1
Hoosick Falls, Broward	1
Indian Rock Beach, Palm Beach	1
Interlachen, Duval	1
Kure Beach, Monroe	1
Lakeland, Palm Beach	1
Floral, Okaloosa	1
Forestville, Volusia	1
Gibson, Unknown	1
Gainesville, Okaloosa	1
Gainesville, Unknown	1
Greenbrier, Bay	1
Groveland, Orange	1
Hialeahgardens, Dade	1
Hiram, Leon	1
Longwood, Broward	1
Lucedale, St. Lucie	1
Mayaguez, Dade	1
Macclenny, Duval	1
Mantua, Broward	1
Middletown, Osceola	1
North Laud, Unknown	1
Ocala, Citrus	1

COVID-19: characteristics of 1,921,548 Florida resident cases

Data through Mar 9, 2021 verified as of Mar 10, 2021 at 09:25 AM

Data in this report are provisional and subject to change.

The table below includes the cities and counties of residence for cases in Florida residents based on the patient's ZIP Code. Note that city is not always received as part of the initial notification and may be missing while the case is being investigated.

City and county	Cases
Ocoee, Unknown	1
Odessa, Dade	1
New Vernon, Palm Beach	1
Monroe, Hillsborough	1
Missing, Gilchrist	1
Prattville, Hillsborough	1
Prestonsburg, Bay	1
Quincy, Jackson	1
Rapid City, Broward	1
Russellville, Bay	1
Sagamore Beach, Charlotte	1
Saint Cloud, Palm Beach	1
Petersburg, Manatee	1
Piasa, Putnam	1
Saint Joseph, Volusia	1
San Antonio, Orange	1
Sanford, Unknown	1
Seminole, Leon	1
Suitland, Volusia	1
Shalimar, Unknown	1
Shirley, Flagler	1
Oldsmar, Hillsborough	1
Olean, Alachua	1
North Palm Beach, Orange	1
Northport, Sarasota	1
Oakland, Lee	1
Missing, Levy	1
Myakka City, Sarasota	1
New Middletown, Hillsborough	1
New Port Richey, Pinellas	1
New Port Richey, Unknown	1
Newberry, Marion	1
Orlo Vista, Orange	1
Other, Dade	1
Palm Beach Gardens, Unknown	1
Palmetto Bay, Palm Beach	1
Palmetto, Pasco	1
Parma, Manatee	1
Pass-A-Grille Beach, Pinellas	1
Tavares, Orange	1
Tequesta, Martin	1
Topsham, Manatee	1
Troy, Manatee	1
Unkn, Duval	1
Venetian Islands, Dade	1
Syracuse, Polk	1
Tallahassee, Dade	1
Tamarac, Dade	1
Sunbright, Palm Beach	1
Winter Garden, Duval	1
Woodbine, Nassau	1
Waipahu, Santa Rosa	1
Ward, Polk	1
Wellborn, Columbia	1
West Aplm Beach, Palm Beach	1
West Yarmouth, St. Lucie	1
Yulee, St. Johns	1
Zephyrhills, Hillsborough	1
Matawan, Palm Beach	1

COVID-19: characteristics of 1,921,548 Florida resident cases

Data through Mar 9, 2021 verified as of Mar 10, 2021 at 09:25 AM

Data in this report are provisional and subject to change.

The table below includes the cities and counties of residence for cases in Florida residents based on the patient's ZIP Code. Note that city is not always received as part of the initial notification and may be missing while the case is being investigated.

City and county	Cases
Mckinney, Broward	1
Miamc, Dade	1
Milford, Lee	1
Missing, Okeechobee	1
Monroe Township, Palm Beach	1
Moore Haven, Okeechobee	1
Morrisville, Unknown	1
Lake Butler, Alachua	1
Kingsland, Nassau	1
Knoxville, Bay	1
Ldhl, Broward	1
Las Vegas, Palm Beach	1
Longwood, Volusia	1
Lincoln, St. Lucie	1
Little Neck, Lee	1
Jupiter, St. Lucie	1
Kenilworth, Leon	1
Key West, Duval	1
Keys West, Unknown	1
Jacksonville, Orange	1
Jefferson, Dade	1
Jonesboro, Leon	1
Inverness, Marion	1
Inwood, Broward	1
Irvine, Marion	1
Istachatta, Hernando	1
Homeless, Monroe	1
Homeless, Pinellas	1
Howell, Dade	1
Hudson, Hernando	1
Hoclywsod, Dade	1
Holiday, Pinellas	1
Hernando, Marion	1
Hialeah, Collier	1
Indian Rocks Beach, Duval	1
Indiantown, Palm Beach	1
Inglewood, Sarasota	1
Dallas, Hernando	1
Dearborn, Broward	1
Deer Park, Dade	1
Carmel, Orange	1
Cedar Springs, Hernando	1
Caracas, Dade	1
Coconut Ck, Unknown	1
Chicago, Unknown	1
Brooklyn, Dade	1
Brooklyn, Lee	1
Bonnie, Broward	1
Boston, Broward	1
Bel Air, Collier	1
Apopka, Clay	1
Asheville, Highlands	1
Astoria, Broward	1
Atmore, Escambia	1
Bartow, Hardee	1
Orlando, Orange	1
O, Manatee	1
Alachua, Duval	1
Alpharetta, Broward	1

COVID-19: characteristics of 1,921,548 Florida resident cases

Data through Mar 9, 2021 verified as of Mar 10, 2021 at 09:25 AM

Data in this report are provisional and subject to change.

The table below includes the cities and counties of residence for cases in Florida residents based on the patient's ZIP Code. Note that city is not always received as part of the initial notification and may be missing while the case is being investigated.

City and county	Cases
Downingtown, Broward	1
Downingtown, Hillsborough	1
Dpo, Santa Rosa	1
Dunedin, Unknown	1
Deerfield, Dade	1
Deland, Seminole	1
Dayton, Lake	1
Daytona Beach, Pinellas	1
Erie, Monroe	1
East Palatka, Hillsborough	1
Eastpoint, Leon	1
Deltona, Seminole	1
Fort Lauderdale, Leon	1
Fort Myers, Sarasota	1
Fort Pierce, Palm Beach	1
Fort White, Clay	1
Garden City, Alachua	1
Gaylord, Orange	1
Gotcha, Orange	1
Greensburg, Palm Beach	1
Haines City, Osceola	1
Hallandale, Unknown	1
Helen, Bay	1
Chipley, Holmes	1
Daniel Island, Bay	1
Colorado Springs, Unknown	1
Conifer, Lee	1
Eatonville, Seminole	1
El Paso, Unknown	1
Everett, Dade	1
Dunellen, Dade	1
Destin, Unknown	1
Diamond, Highlands	1
Doral, Broward	1
Altamonte, Orange	1
Alva, Collier	1
333, Unknown	1
Allentown, Putnam	1
Apple Creek, Citrus	1
Amelia Village, Nassau	1
Barefoot Beach, Lee	1
Battle Creek, Manatee	1
Avon, Manatee	1
Aventura, Osceola	1
Bryn Mawr, Palm Beach	1
Burkeville, Brevard	1
Camden Wyoming, Duval	1
Chattanooga, Dade	1
Bear Grass, Palm Beach	1
Azalea Park, Osceola	1
Boca Raton,, Palm Beach	1
Boston, Dade	1
Brewster, Volusia	1
Fort Denaud, Glades	1
Fort Meyers, Lee	1
Fairless Hills, Broward	1
FI State Lot, Leon	1
Fortlauderdale, Unknown	1
Fortwalton Beach, Okaloosa	1

COVID-19: characteristics of 1,921,548 Florida resident cases

Data through Mar 9, 2021 verified as of Mar 10, 2021 at 09:25 AM

Data in this report are provisional and subject to change.

The table below includes the cities and counties of residence for cases in Florida residents based on the patient's ZIP Code. Note that city is not always received as part of the initial notification and may be missing while the case is being investigated.

City and county	Cases
Ft Pierce, Unknown	1
Garland, Orange	1
Hilliard, Unknown	1
Homeless, Dade	1
Homer, Escambia	1
Hickory, Lee	1
Hallandate Ben, Unknown	1
Havana, Leon	1
Longwood, Orange	1
Lapeer, Manatee	1
Lauderdale Hill, Unknown	1
Lehigh Cares, Lee	1
Live Oak, Columbia	1
Loganville, Orange	1
Lake Mary, Lake	1
Knoxville, Escambia	1
Jeffersonville, Broward	1
North Miami, Broward	1
Ocean City, Broward	1
Old Town, Gilchrist	1
Opa Locka, Polk	1
Orem, Sarasota	1
Orem, Unknown	1
Miami Garden, Unknown	1
Middleburg, Duval	1
Midland, Osceola	1
Miami, Charlotte	1
Miamii, Dade	1
Missing, Wakulla	1
Monterey, Broward	1
Mumford, Manatee	1
N/A, Duval	1
Naples, Alachua	1
San Antonio, Dade	1
San Diego, Unknown	1
Ridgewood, Broward	1
Riverview, Manatee	1
Roseland, Palm Beach	1
Porter Ranch, Dade	1
Raiford, Bradford	1
Republic, Monroe	1
Richmond, Palm Beach	1
Oviedo, Leon	1
Palm City, Unknown	1
Ponte Vedra Beach, Orange	1
Port Orange , Volusia	1
Port Saint Lucie, Indian River	1
Plant City, Unknown	1
Pompano Beach, Alachua	1
University Of Central Florida, Hillsborough	1
University Of Central Fl, Pasco	1
Union City, Bradford	1
Village Of Palm Springs, Palm Beach	1
Virginia Beach, Alachua	1
Webster, Pasco	1
Wilbur By The Sea, Volusia	1
Willowbrook, Lee	1
Tampa, Escambia	1
Tampa, Manatee	1

COVID-19: characteristics of 1,921,548 Florida resident cases

Data through Mar 9, 2021 verified as of Mar 10, 2021 at 09:25 AM

Data in this report are provisional and subject to change.

The table below includes the cities and counties of residence for cases in Florida residents based on the patient's ZIP Code. Note that city is not always received as part of the initial notification and may be missing while the case is being investigated.

City and county	Cases
Tangerine, Lake	1
Sebastian, Lake	1
Steinhatchee, Alachua	1
Sanford, Palm Beach	1
Russellville, Hillsborough	1
Saint Augustine, Okaloosa	1
Westerville, Hillsborough	1
Wilton Manors, Dade	1
Winston Salem, Unknown	1
Winter Garden, Hillsborough	1
Woodland Hills, Brevard	1
Youngstown, Calhoun	1
Yulee, Duval	1
Downers Grove, St. Lucie	1
Export, Palm Beach	1
Fdsf, Unknown	1
Felda, Palm Beach	1
Flagler Beach, Volusia	1
Flora, Lee	1
Fresno, Pasco	1
Fort Myers, Lake	1
Green, Clay	1
Greensburg, Orange	1
Greenville, Monroe	1
Gulf Shores, Escambia	1
Fruitland Park, Sumter	1
Fwb, Unknown	1
Gainesville, Marion	1
Gastonia, Polk	1
Clearwater, Highlands	1
Clermont, Unknown	1
Columbia, Orange	1
Coral Gables, Unknown	1
Coral Springs, Unknown	1
Cornelius, Leon	1
Crestview, Dade	1
Dade City, Polk	1
Dania, Unknown	1
Darien, Pasco	1
Arcadia, Charlotte	1
Aspen, Palm Beach	1
Atlanta, Broward	1
Aurburndale, Polk	1
Aventura, Unknown	1
Azalea Park, Sarasota	1
Bartow, Unknown	1
Biscayne Park, Broward	1
Boca Rotan, Unknown	1
Alpharetta, Alachua	1
Apalachicola, Leon	1
Brooksville, Columbia	1
Bryn Mawr, Collier	1
Canfield, Duval	1
Naugatuck, Lee	1
New Vernon, Sarasota	1
New York, Broward	1
Myakka, Duval	1
Newport Beach, Palm Beach	1
North Little Rock, Palm Beach	1

COVID-19: characteristics of 1,921,548 Florida resident cases

Data through Mar 9, 2021 verified as of Mar 10, 2021 at 09:25 AM

Data in this report are provisional and subject to change.

The table below includes the cities and counties of residence for cases in Florida residents based on the patient's ZIP Code. Note that city is not always received as part of the initial notification and may be missing while the case is being investigated.

City and county	Cases
Ocoee, Polk	1
Northville, Broward	1
Ocala, Indian River	1
Ocoee, Broward	1
Missing, Baker	1
Middleburg, Unknown	1
Milford, Palm Beach	1
Milford, Polk	1
Minneapolis, Broward	1
Melbourne, Orange	1
Metter, Volusia	1
Miami Beach, Palm Beach	1
Miami Granders, Dade	1
Hilliard, Dade	1
Hollywood, Leon	1
Holt, Unknown	1
Homestead, Monroe	1
Humble, Broward	1
Havanna, Gadsden	1
Jan Phyl Village, Polk	1
Johns Island, Wakulla	1
Killarney, Orange	1
Knoxville, Duval	1
Maitland, Unknown	1
Mary Esther Rd, Okaloosa	1
Lake City, Volusia	1
Los Angeles, Polk	1
Lakeland, Pasco	1
Lakewood, Unknown	1
Pound Ridge, Leon	1
Port Charlotte Fl, Unknown	1
Richmond Heights, Dade	1
Riverview, Pinellas	1
Rochester, Lee	1
Rosemary Beach, Bay	1
Saint Cloud, Orange	1
Plant City, Hendry	1
Ponce, Orange	1
Plant City, Pinellas	1
Plantation, Unknown	1
Orlando, Highlands	1
Opa Locka, Unknown	1
Orem, Nassau	1
Olando, Orange	1
Sumter Ville, Unknown	1
Tallahassee, Escambia	1
Springhill, Unknown	1
Stockbridge, Leon	1
Sullivans Island, Dade	1
Tinley Park, Lee	1
University Of Central Fl, Dade	1
Telluride, Lee	1
Tampa, Dade	1
Tampa, Lee	1
Saint Petersburg, Dade	1
San Juan, Osceola	1
San Pedro Sula, Dade	1
Sandy, Duval	1
Sevierville, Dade	1

COVID-19: characteristics of 1,921,548 Florida resident cases

Data through Mar 9, 2021 verified as of Mar 10, 2021 at 09:25 AM

Data in this report are provisional and subject to change.

The table below includes the cities and counties of residence for cases in Florida residents based on the patient's ZIP Code. Note that city is not always received as part of the initial notification and may be missing while the case is being investigated.

City and county	Cases
South Otselic, Dade	1
Southampton, Palm Beach	1
West Simsbury, Collier	1
Wayne, Dade	1
Windermere, Polk	1
Winter Park, Lake	1
Miami, Collier	1
Miami, St. Lucie	1
New Richmond, Volusia	1
Oakland, Leon	1
Ocala, Alachua	1
Okeechobee, St. Lucie	1
Panama City, Walton	1
Palm Coast, Duval	1
Orlando, Union	1
Ovido, Seminole	1
Oxford, Palm Beach	1
Opalocka, Dade	1
North Canton, Palm Beach	1
Rio Dell, Volusia	1
Rochelle, Volusia	1
Saint Cloud, Lee	1
Saint Johns, Orange	1
San Antonio, Sarasota	1
San Antonio, Unknown	1
Sanford, Volusia	1
Perry, Leon	1
Perth Amboy, Monroe	1
Port Orange, Unknown	1
Port Saint Lucie, Orange	1
Princeton, Alachua	1
Provincetown, Collier	1
Tangerine, Seminole	1
Shannon, Collier	1
Soldotna, Broward	1
Spring Park, Alachua	1
Steinhatchee, Madison	1
South Burlington, Orange	1
Winter Park, Osceola	1
Wood River, Polk	1
Worcester, Palm Beach	1
Wheaton, Lee	1
Wilmington, Broward	1
Winter Park, Alachua	1
Wesley Chapel, Alachua	1
Umatilla, Alachua	1
University Of Central Florida, Monroe	1
Virginia Beach, Hernando	1
Waco, Broward	1
Washington, Broward	1
Tewksbury, Orange	1
Toms River, Dade	1
Grassy Key, Monroe	1
Gainesville, Baker	1
Gilmer, Dade	1
Haverford, Hillsborough	1
Herrin, Orange	1
Jacksonville, Manatee	1
Jamaica, Broward	1

COVID-19: characteristics of 1,921,548 Florida resident cases

Data through Mar 9, 2021 verified as of Mar 10, 2021 at 09:25 AM

Data in this report are provisional and subject to change.

The table below includes the cities and counties of residence for cases in Florida residents based on the patient's ZIP Code. Note that city is not always received as part of the initial notification and may be missing while the case is being investigated.

City and county	Cases
Kingsland, Duval	1
Kissimmee, Brevard	1
Jupiter, Unknown	1
Jersey City, Polk	1
Miamf, Dade	1
Miami G, Dade	1
Marshall, Palm Beach	1
Marianna, Calhoun	1
Lyndhurst, Broward	1
Magnolia Square, Osceola	1
Maitland, Alachua	1
Lake In The Hills, Columbia	1
Lake Placid, Alachua	1
Lake Worth Beach, Broward	1
Lander, Citrus	1
Lemoyne, Manatee	1
Los Angeles, Palm Beach	1
Lawrence Township, Palm Beach	1
Las Vegas, Orange	1
Bryant, Alachua	1
Bronx, Broward	1
Buffalo, Palm Beach	1
Carol Stream, Orange	1
Castleberry, Escambia	1
Charlotte, Pasco	1
Apo, Pasco	1
Apopka, Flagler	1
99, Unknown	1
Alanson, Bay	1
Aollywoss, Dade	1
Boca Raton, Unknown	1
Bohealia, Lee	1
Blowing Rock, Polk	1
Belleair, Hillsborough	1
Dorchester, Orange	1
Deland, Polk	1
Dallas, Lee	1
De Leon Springs, Putnam	1
Dearborn, Lee	1
Floral, Escambia	1
Fanning Springs, Levy	1
Estero, Collier	1
Clear Brook, Lee	1
Crestview, Holmes	1
Cumberland, Palm Beach	1
Dade City, Hillsborough	1
College Station, Lake	1
Columbus, Brevard	1
Cookeville, Seminole	1
Louisville, Manatee	1
Los Angeles Ca, Unknown	1
Los Angeles, Hardee	1
Littleton, Dade	1
Margate, Dade	1
Marshall, Dade	1
Mary Esther, Unknown	1
Medford, Palm Beach	1
Middlesburg, Duval	1
Missing, Jackson	1

COVID-19: characteristics of 1,921,548 Florida resident cases

Data through Mar 9, 2021 verified as of Mar 10, 2021 at 09:25 AM

Data in this report are provisional and subject to change.

The table below includes the cities and counties of residence for cases in Florida residents based on the patient's ZIP Code. Note that city is not always received as part of the initial notification and may be missing while the case is being investigated.

City and county	Cases
Macdill Air Force Base, Hillsborough	1
Miami Beach, Broward	1
Miami Lakes, Unknown	1
Miami, Hillsborough	1
Miami, Manatee	1
Leesburg, Marion	1
Lehigh Acres, Dade	1
Lewisburg, Pasco	1
Largo, Unknown	1
Lake City, Hamilton	1
La Grange, Dade	1
Harrison, Pinellas	1
Holly Ridge, Orange	1
Homeless, Polk	1
Homosassa, Hernando	1
Jerusalem, St. Johns	1
East Hampton, Palm Beach	1
Cypress, Leon	1
Davenport, Orange	1
Daytona Beach, Unknown	1
Deland, St. Lucie	1
Deltona, Orange	1
Fort Myers-, Lee	1
Fort Pierce, Unknown	1
Foley, Escambia	1
Gainesville, Duval	1
Granada Hills, Broward	1
Guilford, Dade	1
Hailandale, Unknown	1
Conway, Leon	1
Coventry, Broward	1
Clermont, Volusia	1
Clewiston, Glades	1
Bridgeport, Dade	1
Bronx, Palm Beach	1
Cartersville, Unknown	1
Altoona, Marion	1
Anaheim, Unknown	1
Argyle, Walton	1
Athens, Duval	1
Bogota, Orange	1
Bradenton, Dade	1
Bradenton, Osceola	1
Winter Garden, Pinellas	1
Zolfo Springs, Polk	1
Westbrook, Dade	1
Wichita, Volusia	1
Washington, Unknown	1
Wells, Polk	1
Winder Garden, Orange	1
Windermere, Leon	1
Windermere, Osceola	1
Windermere, Seminole	1
Winter Garden, Broward	1
Winter Park, Broward	1
Winter Park, Indian River	1
Winter Park, Lee	1
Tulsa, Orange	1
Venice, Unknown	1

COVID-19: characteristics of 1,921,548 Florida resident cases

Data through Mar 9, 2021 verified as of Mar 10, 2021 at 09:25 AM

Data in this report are provisional and subject to change.

The table below includes the cities and counties of residence for cases in Florida residents based on the patient's ZIP Code. Note that city is not always received as part of the initial notification and may be missing while the case is being investigated.

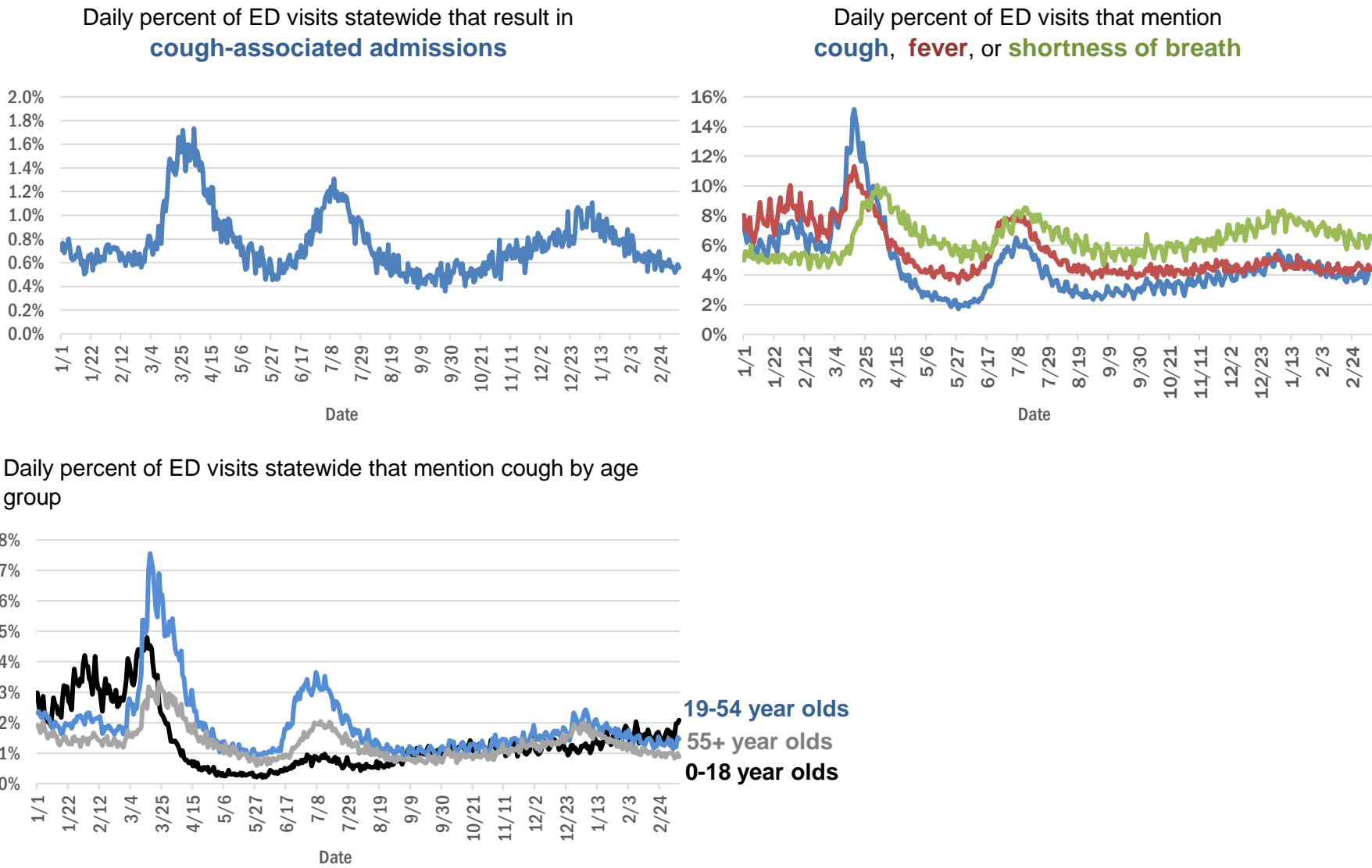
City and county	Cases
Vernon, Unknown	1
Tiffin, Highlands	1
Tallahassee, Duval	1
Tallahassee, Unknown	1
Tampa, Palm Beach	1
Tavares, Marion	1
Shelton, Manatee	1
Sarasota, Flagler	1
Saxis, Lee	1
Schenectady, Polk	1
Sebring, Lee	1
Sun City Center, Hardee	1
Sunny Isles Beach, Broward	1
Spring Hill , Hernando	1
Spring Hill, Dade	1
Starke, Clay	1
Stone Mountain, Palm Beach	1
New Orleans, Palm Beach	1
Newark, Broward	1
Newburgh, Bay	1
Navarre, Dade	1
Old Town, Alachua	1
Omaha, Palm Beach	1
Ona, Manatee	1
Oooooo, Unknown	1
Opa Locka, Broward	1
Orange Park , Duval	1
North Pole, Seminole	1
North Port, Lee	1
Orlando, Columbia	1
Orlando, Indian River	1
Orlando, Sarasota	1
Ocoee, Osceola	1
Okeechobee, Broward	1
Orem, Broward	1
Peoria, Unknown	1
Port Everglades, Broward	1
Plantation, Orange	1
Pompano Beach, Martin	1
Parker, Dade	1
Parker, Leon	1
Palm Coast, Polk	1
Ormond Beach, Unknown	1
Oviedo, Brevard	1
Pacifica, Dade	1
Saint Petersburg, St. Lucie	1
Sandford, Seminole	1
Rye, Duval	1
Saint Cloud, Unknown	1
Saint Johns, Unknown	1
Potomac, Palm Beach	1
Rex, Duval	1
Total	1,921,548

COVID-19: additional surveillance information

Data through Mar 9, 2021 verified as of Mar 10, 2021 at 09:25 AM

Data in this report are provisional and subject to change.

Statewide emergency department (ED) chief complaint and admission data



The Electronic Surveillance System for the Early Notification of Community-Based Epidemics (ESSENCE-FL) includes chief complaint data from 211 of 211 Florida EDs. Data are transmitted electronically to ESSENCE-FL daily or hourly.

COVID-19: testing by laboratory

Data through Mar 9, 2021 verified as of Mar 10, 2021 at 09:25 AM

Data in this report are provisional and subject to change.

The numbers in the table below represent the number of Florida and non-Florida residents for whom test results were received by the Department of Health. A person can be tested by more than one laboratory and can have both positive and negative results. **Therefore, the sum of the numbers in each column will be larger than the total number of people tested.**

Reporting lab	Inconclusive	Negative	Positive	Percent positive	Total
LABORATORY CORPORATION OF AMERICA	2,522	1,588,633	216,985	12%	1,808,140
CURATIVE LABS	14,318	1,529,970	231,949	13%	1,776,237
QUEST DIAGNOSTICS	11,727	1,350,861	199,313	13%	1,561,901
BIO REFERENCE LABORATORIES, INC	7,566	922,757	177,377	16%	1,107,700
HELIX	8,530	621,961	109,231	15%	739,722
REALTOX LABS LLC	6,399	588,257	96,779	14%	691,435
NOMI_HEALTH	2,594	422,806	58,801	12%	484,201
RCA LABORATORY SERVICES, LLC/GENETWORX		392,798	42,444	10%	435,242
GENETWORX	661	390,596	32,960	8%	424,217
CDR MAGUIRE - HEALTH CARE CENTER		338,623	51,546	13%	390,169
IMPACT HEALTH BIOMETRIC TESTING, INC	1,040	217,164	25,589	10%	243,793
EAST FLORIDA STATE COLLEGE - BREVARD		212,886	26,986	11%	239,872
PWNHEALTH	1,474	193,913	26,530	12%	221,917
BPHL-JACKSONVILLE	18	182,802	31,917	15%	214,737
PALM BEACH BALLPARK		193,184	19,551	9%	212,735
NOMI HEALTH LAB SERVICES		172,672	19,894	10%	192,566
ADVENTHEALTH LAB	99	158,541	20,563	11%	179,203
MAKO GENOMICS	7,642	137,535	25,131	15%	170,308
CB SMITH PARK		150,116	18,792	11%	168,908
FULGENT DIAGNOSTICS LABORATORY	3,164	146,901	16,428	10%	166,493
BPHL-MIAMI	225	139,163	23,412	14%	162,800
MAYO CLINIC LABORATORIES	335	137,507	17,381	11%	155,223
ELABNETWORK	1,059	137,949	11,783	8%	150,791
BAYCARE LABORATORIES LLC	587	129,789	11,303	8%	141,679
MEMORIAL REGIONAL HOSPITAL SOUTH	25	112,950	23,172	17%	136,147
ASCENSION SACRED HEART HOSPITAL - PENSACOLA	2	113,199	17,793	14%	130,994
NORTHWEST LABORATORY	246	121,069	6,474	5%	127,789
ORLANDO HEALTH SYSTEM	682	114,991	11,945	9%	127,618
BIOCOLLECTIONS WORLDWIDE, INC	737	109,266	13,404	11%	123,407
ADVENT HEALTH LAB	112	101,258	13,956	12%	115,326
MEDICAL DIAGNOSTIC LABORATORIES	974	98,579	14,218	12%	113,771
AKESOGEN		90,299	17,515	16%	107,814
AEGIS SCIENCES CORPORATION	907	90,574	15,615	15%	107,096
TESTING MATTERS INC	688	90,265	15,727	15%	106,680
BPHL-TAMPA (SPECTRUM BLVD)	45	89,154	16,445	16%	105,644
UF HEALTH MEDICAL LAB	33	96,392	9,010	9%	105,435
TAMPA GENERAL HOSPITAL	4	90,710	8,684	9%	99,398
KORVALABS, INC	1,285	91,519	4,700	5%	97,504
DIATHERIX LABORATORIES (VRL EUROFINs)		83,599	12,451	13%	96,050
SUNPATH MEDICAL DIAGNOSTICS LABORATORY	818	77,712	11,959	13%	90,489
BAPTIST HEALTH SOUTH FLORIDA	359	75,606	11,675	13%	87,640
ASCENSION ST VINCENT'S - RIVERSIDE	1	69,728	9,996	13%	79,725
JACKSON MEMORIAL HOSPITAL CLINICAL LAB	79	61,844	11,328	15%	73,251
SOUTH MIAMI HOSPITAL LAB	439	63,350	9,124	13%	72,913
LAKELAND REGIONAL MEDICAL CENTER	129	64,190	8,481	12%	72,800
UF HEALTH SHANDS HOSPITAL	475	60,049	4,461	7%	64,985
AMERICAN HEALTH ASSOCIATES	9	59,480	5,144	8%	64,633

COVID-19: testing by laboratory

Data through Mar 9, 2021 verified as of Mar 10, 2021 at 09:25 AM

Data in this report are provisional and subject to change.

The numbers in the table below represent the number of Florida and non-Florida residents for whom test results were received by the Department of Health. A person can be tested by more than one laboratory and can have both positive and negative results. **Therefore, the sum of the numbers in each column will be larger than the total number of people tested.**

Reporting lab	Inconclusive	Negative	Positive	Percent positive	Total
INGENIOUS PERSONALIZED MEDICINE	203	50,829	10,483	17%	61,515
AIT LABORATORIES		52,283	6,379	11%	58,662
ARUP LABORATORIES	16	50,072	2,922	6%	53,010
BAPTIST HEALTH - JACKSONVILLE	4	48,065	3,904	8%	51,973
APPLIED INGENUITY DIAGNOSTICS LLC		49,631	2,193	4%	51,824
GENESIS REFERENCE LABORATORIES		45,500	5,081	10%	50,581
TALLAHASSEE MEMORIAL HOSPITAL	240	43,536	5,463	11%	49,239
SARASOTA MEMORIAL HOSPITAL MAIN LAB	12	41,794	3,667	8%	45,473
VIRACOR EUROFINIS		35,555	9,814	22%	45,369
BROWARD GENERAL MEDICAL CENTER-CLINICAL LAB	2	39,793	4,342	10%	44,137
ADVENTIST HEALTH SYSTEMS SUNBELT INC DBA		39,379	4,635	11%	44,014
MINUTECLINIC LLC		37,209	6,331	15%	43,540
NICKLAUS CHILDREN'S HOSPITAL	70	37,425	5,085	12%	42,580
FLORIDA HOSPITAL - TAMPA	37	39,067	3,279	8%	42,383
MILLENNIUM PHYSICIAN GROUP	17	34,509	6,691	16%	41,217
LEE HEALTH - CAPE CORAL HOSPITAL	3	33,999	5,570	14%	39,572
UNIVERSITY OF MIAMI HOSPITAL	133	35,265	3,624	9%	39,022
DWIC OF TAMPA BAY INC		34,711	4,284	11%	38,995
UF HEALTH JACKSONVILLE	51	33,479	3,924	10%	37,454
ORANGE COUNTY CONVENTION CENTER		33,330	3,702	10%	37,032
ECCO LAB GROUP CO	516	31,020	4,616	13%	36,152
MEDFAST URGENT CARE CENTERS, LLC	20	31,393	4,714	13%	36,127
MIAMI DADE COUNTY☐		32,091	3,527	10%	35,618
WALGREENS	35	29,449	5,441	16%	34,925
NORTH FLORIDA REGIONAL MEDICAL CENTER		28,564	3,425	11%	31,989
MOUNT SINAI MEDICAL CENTER	10	28,502	3,088	10%	31,600
ST JOSEPHS HOSPITAL LABORATORY	23	27,388	3,566	12%	30,977
BRANDON REGIONAL HOSPITAL		27,228	3,560	12%	30,788
INTEGRATED REGIONAL LABORATORIES LLP	1	26,563	4,030	13%	30,594
JUPITER MEDICAL CENTER LAB	82	27,746	2,705	9%	30,533
STS LAB 2 LLC	6	28,486	1,489	5%	29,981
GENESIS MEDICAL LABORATORY	382	23,196	4,342	16%	27,920
JFK MEDICAL CENTER LAB	1	24,701	3,202	11%	27,904
PALMETTO GENERAL HOSPITAL LAB	3	22,877	4,606	17%	27,486
NIGHT LITE PEDIATRIC CENTER LLC		24,468	2,710	10%	27,178
WATSON CLINIC LLP		21,922	5,083	19%	27,005
HOLY CROSS HOSPITAL CLINICAL LAB	1	23,983	2,273	9%	26,257
MALABAR MEDICAL WALK IN CLINIC	1	21,447	4,296	17%	25,744
HEALTHLINK DIAGNOSTIC LABORATORIES	289	22,611	2,354	9%	25,254
AVENTUS BIO LABS	16	21,540	3,159	13%	24,715
ACCESS DX LABORATORY	223	22,156	2,084	9%	24,463
INFINITY BIOLOGIX LLC (GINKO BIOWORKS)	88	22,913	1,067	4%	24,068
MORTON PLANT HOSPITAL-ADLER INSTITUTE	26	20,738	2,492	11%	23,256
PANCARE OF FLORIDA INC		20,298	2,473	11%	22,771

COVID-19: testing by laboratory

Data through Mar 9, 2021 verified as of Mar 10, 2021 at 09:25 AM

Data in this report are provisional and subject to change.

The numbers in the table below represent the number of Florida and non-Florida residents for whom test results were received by the Department of Health. A person can be tested by more than one laboratory and can have both positive and negative results. **Therefore, the sum of the numbers in each column will be larger than the total number of people tested.**

Reporting lab	Inconclusive	Negative	Positive	Percent positive	Total
STATLAB_MOBILE	1	20,291	2,048	9%	22,340
LAB DIAGNOSTICS LLC	391	16,367	5,323	24%	22,081
DRS CLACK SPENCER WHITE & MCCORMACK PA D/B/A		19,781	2,006	9%	21,787
NAPLES COMMUNITY HOSPITAL	72	19,549	2,023	9%	21,644
SAINT MARY'S MEDICAL CENTER	24	19,141	2,224	10%	21,389
PATIENTS FIRST LAKE ELLA MEDICAL CENTER PA		17,446	3,245	16%	20,691
ADVENT HEALTH - DAYTONA BEACH	32	18,890	1,689	8%	20,611
UNITED CLINICAL LABORATORY LLC	3	18,190	2,396	12%	20,589
CLEVELAND CLINIC HOSPITAL LAB	4	18,250	2,299	11%	20,553
EXACT SCIENCES LABORATORIES		18,177	2,307	11%	20,484
CLEVELAND CLINIC TRADITION HOSPITAL		18,561	1,345	7%	19,906
BAYFRONT HEALTH - ST PETERSBURG	17	16,787	2,394	12%	19,198
OSCEOLA REGIONAL MEDICAL CENTER	1	16,185	2,295	12%	18,481
LEESBURG REGIONAL MEDICAL CENTER		15,980	2,205	12%	18,185
HOMESTEAD HOSPITAL CLINICAL LABORATORY	27	14,534	3,120	18%	17,681
HEALTH CENTER AT SINAI RESIDENCES		16,930	506	3%	17,436
MEMORIAL HOSPITAL JACKSONVILLE	8	14,642	2,734	16%	17,384
BIOCERNA LABS	461	14,582	2,112	12%	17,155
CLARITY LAB SOLUTIONS	93	15,100	1,850	11%	17,043
NORTHWEST MEDICAL CENTER	1	14,740	2,080	12%	16,821
AMELIA EARHART		14,306	2,220	13%	16,526
ORANGE PARK MEDICAL CENTER	9	13,866	2,626	16%	16,501
INDIAN RIVER PATHOLOGY LLC		15,093	1,259	8%	16,352
WELLINGTON REGIONAL MED CTR LAB	6	14,468	1,795	11%	16,269
BETHESDA HOSPITAL EAST		14,518	1,481	9%	15,999
ACCESS MEDICAL LABORATORIES	4	8,157	7,826	49%	15,987
OAK HILL HOSPITAL		14,168	1,783	11%	15,951
DELRAY MEDICAL CENTER LAB	3	14,224	1,639	10%	15,866
VISTA CLINICAL DIAGNOSTICS	482	13,447	1,746	11%	15,675
FULGENT DIAGNOSTICS	170	14,522	978	6%	15,670
LAWNWOOD REGIONAL MEDICAL CENTER	1	13,357	2,156	14%	15,514
WEST KENDALL BAPTIST HOSPITAL	13	12,496	2,901	19%	15,410
MEMORIAL REGIONAL HOSPITAL CLINICAL LABORATORY	10	14,271	977	6%	15,258
BAPTIST HEALTH - SOUTH		13,755	1,191	8%	14,946
BAPTIST HEALTHCARE - BAPTIST HOSPITAL	5	11,683	3,147	21%	14,835
THE HEALTHCARE DISTRICT OF PALM BEACH COUNTY	47	12,921	1,866	13%	14,834
PRIVA PATH LABS	77	13,762	950	6%	14,789
LARGO MEDICAL CENTER		13,128	1,613	11%	14,741
WINTER HAVEN HOSPITAL CLINICAL LABORATORY	4	12,368	2,227	15%	14,599
LEE HEALTH - LEE MEMORIAL HOSPITAL		11,004	3,587	25%	14,591
INDIAN RIVER MEDICAL CENTER LAB		13,669	852	6%	14,521
UHEALTH CORAL GABLES/LENNAR MED CTR	36	13,561	913	6%	14,510
ADVENTHEALTH CENTRA CARE LAKE BUENA VISTA		12,779	1,646	11%	14,425
NONA SCIENTIFIC	5	11,143	3,128	22%	14,276
WEST FLORIDA HOSPITAL LAB	1	11,101	3,008	21%	14,110

COVID-19: testing by laboratory

Data through Mar 9, 2021 verified as of Mar 10, 2021 at 09:25 AM

Data in this report are provisional and subject to change.

The numbers in the table below represent the number of Florida and non-Florida residents for whom test results were received by the Department of Health. A person can be tested by more than one laboratory and can have both positive and negative results. **Therefore, the sum of the numbers in each column will be larger than the total number of people tested.**

Reporting lab	Inconclusive	Negative	Positive	Percent positive	Total
MEDRITE MEDICAL CARE, PC	6,647	6,789	636	5%	14,072
CARDIOPATH	84	12,173	1,814	13%	14,071
MEDICAL CENTER OF TRINITY CLINICAL LABORATORY	2	12,376	1,433	10%	13,811
MOLECULAR INFECTIOUS DISEASES	483	12,889	436	3%	13,808
PALMS WEST HOSPITAL LAB	2	11,808	1,898	14%	13,708
NEMOURS CHILDRENS HOSPITAL	1	12,752	767	6%	13,520
GOOD SAMARITAN MEDICAL CENTER LAB	2	11,674	1,738	13%	13,414
WESTSIDE REGIONAL MED CTR	2	11,423	1,951	15%	13,376
MERCY HOSPITAL A CAMPUS OF PLANTATION GEN HOSP LAB	1	11,153	2,035	15%	13,189
REGIONAL MEDCIAL CENTER BAYONET POINT	2	11,910	1,030	8%	12,942
GULF COAST MEDICAL CENTER MICROLAB		10,047	2,743	21%	12,790
THE VILLAGES REGIONAL HOSPITAL		11,427	1,318	10%	12,745
ST ANTHONY'S HOSPITAL LAB	30	11,066	1,527	12%	12,623
CAPITAL REGIONAL MEDICAL CTR		9,842	2,363	19%	12,205
AVENTURA HOSPITAL LAB		9,902	2,300	19%	12,202
CORAL GABLES HOSPITAL CLINICAL LABORATORY		10,254	1,888	16%	12,142
LAKE CITY HM		11,147	988	8%	12,135
BINAXNOW	9	9,174	2,854	24%	12,037
HALIFAX MEDICAL CENTER LAB	37	10,202	1,754	15%	11,993
BLAKE MEDICAL CENTER		10,475	1,480	12%	11,955
FLORIDA HOSPITAL WATERMAN LABORATORY	70	10,997	862	7%	11,929
WEST BOCA MEDICAL CENTER LAB		11,024	887	7%	11,911
PWN HEALTH	17	9,771	2,074	17%	11,862
BAPTIST HEALTH SOUTH FLORIDA - WEST KENDALL URGENT CARE		9,928	1,916	16%	11,844
GENOVA DIAGNOSTICS LABORATORY	62	10,711	1,047	9%	11,820
ST JOSEPHS HOSPITAL	18	10,114	1,585	14%	11,717
ST MARKS HOSPITAL LABORATORY B	78	10,627	1,002	9%	11,707
MANATEE MEMORIAL HOSPITAL		10,690	1,013	9%	11,703
FLORIDA LABORATORY ANALYSIS		10,211	1,477	13%	11,688
LEE HEALTH - HEALTH PARK MEDICAL CENTER		9,801	1,852	16%	11,653
PATHNOSTICS	41	9,074	2,385	21%	11,500
SYNERGY DIAGNOSTIC LABORATORY	95	10,076	1,278	11%	11,449
PALM BEACH GARDENS MEDICAL CTR LAB		10,323	1,122	10%	11,445
NATIONWIDE LABORATORY SERVICES INC	394	9,618	1,426	12%	11,438
LABS ASAP LLC		10,218	1,112	10%	11,330
PRECISION HEALTH RESOURCES LLC		10,598	702	6%	11,300
COAST DIAGNOSTICS LLC	45	10,003	1,228	11%	11,276
LARKIN COMMUNITY HOSPITAL	10	9,782	1,471	13%	11,263
MEASE COUNTRYSIDE LAB	14	9,727	1,198	11%	10,939
LAKE CITY MEDICAL CENTER		8,712	2,188	20%	10,900
FLORIDA HOSPITAL HEARTLAND MED CTR CLINICAL LAB	33	9,402	1,401	13%	10,836
VIKOR SCIENTIFIC	49	8,948	1,799	17%	10,796
PLANTATION GENERAL HOSPITAL		9,032	1,642	15%	10,674
ADVENT HEALTH - WESLEY CHAPEL	14	9,449	979	9%	10,442
LARKIN COMMUNITY HOSPITAL INC DBA CARDIOTROPIC		6,819	3,620	35%	10,439
EXPRESS GENE MOLECULAR DIAGNOSTICS LABORATORY		8,946	1,424	14%	10,370
MIAMI BEACH CONVENTION CENTER		9,840	481	5%	10,321

COVID-19: testing by laboratory

Data through Mar 9, 2021 verified as of Mar 10, 2021 at 09:25 AM

Data in this report are provisional and subject to change.

The numbers in the table below represent the number of Florida and non-Florida residents for whom test results were received by the Department of Health. A person can be tested by more than one laboratory and can have both positive and negative results. **Therefore, the sum of the numbers in each column will be larger than the total number of people tested.**

Reporting lab	Inconclusive	Negative	Positive	Percent positive	Total
FLORIDA MEDICAL CENTER - A CAMPUS OF NORTH SHORE	2	9,048	1,249	12%	10,299
DOCTORS HOSPITAL	7	8,545	1,653	16%	10,205
CENTRAL FLORIDA REGIONAL HOSPITAL		9,115	1,051	10%	10,166
AMERICAN FAMILY CARE	1	5,779	4,370	43%	10,150
SARKIS CLINICAL TRIALS	25	8,820	1,264	13%	10,109
LEON MEDICAL CENTERS LLC		7,942	2,109	21%	10,051
NORTHSIDE HOSPITAL AND HEART INSTITUTE		8,985	1,005	10%	9,990
SRQ DRIVE THROUGH☐		8,944	905	9%	9,849
CORAL SPRINGS MED CTR		8,847	958	10%	9,805
LABSTAT LLC	5	9,316	437	4%	9,758
ADVENTHEALTH CENTRA CARE WATERFORD LAKES		8,146	1,574	16%	9,720
AVECINA	20	8,997	701	7%	9,718
JOHNS HOPKINS ALL CHILDREN'S HOSPITAL		9,048	641	7%	9,689
P4 CLINICAL, LLC	204	8,518	958	10%	9,680
CernerELR_Advent		8,396	1,279	13%	9,675
AVECINA MEDICAL	4	6,203	3,468	36%	9,675
NCF DIAGNOSTICS & DNA TECHNOLOGIES LAB	157	8,980	505	5%	9,642
FLORIDA HOSPITAL DELAND	10	8,415	1,202	12%	9,627
PALM BEACH BALL PARK		8,606	1,021	11%	9,627
BOSTON HEART DIAGNOSTICS CORP		8,256	1,198	13%	9,454
BAPTIST HEALTH SOUTH FLORIDA - COUNTRY WALK URGENT CARE		7,628	1,589	17%	9,217
WEST PALM HOSPITAL LAB		8,437	733	8%	9,170
HEALTHQUEST ESOTERICS		7,606	1,422	16%	9,028
OCALA REGIONAL MEDICAL CENTER		7,835	1,185	13%	9,020
CERNERELR_BAYCARE	43	8,320	616	7%	8,979
ADVENTHEALTH CENTRA CARE ST CLOUD	1	7,725	1,234	14%	8,960
MEDARBOR DIAGNOSTICS	1	7,832	1,117	12%	8,950
BROWARD HEALTH NORTH CLINICAL LABORATORY		7,901	1,010	11%	8,911
INFORM DIAGNOSTICS, INC		8,402	500	6%	8,902
FLORIDA HOSPITAL FLAGLER	29	8,022	809	9%	8,860
NORTH SHORE MEDICAL CENTER		7,341	1,502	17%	8,843
FLORIDA HOSPITAL ZEPHYRHILLS	10	7,750	955	11%	8,715
SYNERGY LABORATORIES	30	7,564	1,103	13%	8,697
LEE HEALTH - GULF COAST MEDICAL CENTER	2	6,970	1,722	20%	8,694
FLORIDA HOSPITAL OF CARROLLWOOD	23	7,343	1,188	14%	8,554
H LEE MOFFITT CANCER CENTER LABORATORY	1	8,118	224	3%	8,343
AVECINA MEDICAL OAKLEAF	3	6,977	1,330	16%	8,310
SANTA ROSA MEDICAL CENTER		6,793	1,425	17%	8,218
CERNERELR_BAPTISTMIAMI	31	7,313	862	11%	8,206
CLEVELAND CLINIC MARTIN SOUTH HOSPITAL	1	7,298	897	11%	8,196
BAPTIST HEALTH - BEACHES		7,548	647	8%	8,195
SOUTH BAY HOSPITAL CLINICAL LAB	1	7,300	877	11%	8,178
BAPTIST HEALTH SOUTH FLORIDA - MIAMI LAKES URGENT CARE		6,321	1,713	21%	8,034
MEMORIAL HOSPITAL WEST LABORATORY SERVICES	14	7,209	720	9%	7,943
POINCIANA MEDICAL CENTER		6,217	1,719	22%	7,936
BAYCARE COMMUNITY HEALTH		7,733	191	2%	7,924
GENE BY GENE, GENOMICS RESEARCH CENTER LAB	44	7,382	473	6%	7,899

COVID-19: testing by laboratory

Data through Mar 9, 2021 verified as of Mar 10, 2021 at 09:25 AM

Data in this report are provisional and subject to change.

The numbers in the table below represent the number of Florida and non-Florida residents for whom test results were received by the Department of Health. A person can be tested by more than one laboratory and can have both positive and negative results. **Therefore, the sum of the numbers in each column will be larger than the total number of people tested.**

Reporting lab	Inconclusive	Negative	Positive	Percent positive	Total
ANNE BATES LEACH EYE HOSPITAL/ ABLEH MICROBIOLOGY LABORATORY	9	7,708	108	1%	7,825
ISPM LABS, LLC DBA CAPSTONE DIAGNOSTICS, LLC		7,361	383	5%	7,744
MEMORIAL HOSPITAL MICRO		7,198	515	7%	7,713
CLEVELAND CLINIC MARTIN NORTH HOSPITAL		6,809	879	11%	7,688
KD MEDICAL CHOICE LLC	5	6,910	726	10%	7,641
WEST MARION COMMUNITY HOSPITAL LAB		6,318	1,289	17%	7,607
ADVENTHEALTH CENTRA CARE CLERMONT		6,531	1,053	14%	7,584
NCH NORTH NAPLES HOSPITAL LAB	15	6,733	830	11%	7,578
ADVENTHEALTH CENTRA CARE UNIVERSITY	1	6,665	840	11%	7,506
ST LUCIE MEDICAL CENTER		6,017	1,441	19%	7,458
LAKEWOOD RANCH MEDICAL CENTER		6,760	584	8%	7,344
ADVENTHEALTH CENTRA CARE WINTER PARK		6,613	726	10%	7,339
MORTON PLANT-MEASE	5	6,638	692	9%	7,335
ADVENTHEALTH CENTRA CARE WINTER GARDEN	1	6,514	806	11%	7,321
ARCPPOINT LABS OF FORT MYERS	4	6,418	896	12%	7,318
FLORIDA HOSPITAL FISH MEMORIAL	19	6,180	1,083	15%	7,282
ADVENTHEALTH CENTRA CARE LAKELAND	1	6,094	915	13%	7,010
BAPTIST HEALTH SOUTH FLORIDA - WESTCHESTER URGENT CARE		5,730	1,252	18%	6,982
INDIAN RIVER MEDICAL CENTER		6,019	899	13%	6,918
FLORIDA HOSPITAL OCALA		5,948	916	13%	6,864
LUMINUS DIAGNOSTICS		6,274	553	8%	6,827
NCH DOWNTOWN NAPLES HOSPITAL	15	6,167	620	9%	6,802
ADVENTHEALTH CENTRA CARE LEE ROAD		6,087	696	10%	6,783
ADVENTHEALTH CENTRA CARE DR PHILLIPS		6,123	649	10%	6,772
HIALEAH HOSPITAL	4	5,265	1,497	22%	6,766
AVERO DIAGNOSTICS - IRVING	11	6,215	471	7%	6,697
BAPTIST HEALTH SOUTH FLORIDA - DORAL URGENT CARE		5,359	1,322	20%	6,681
VISTA CLINICAL	8	3,873	2,712	41%	6,593
MEDEXPRESS URGENT CARE	2	4,500	2,090	32%	6,592
OVIEDO MEDICAL CENTER		5,841	680	10%	6,521
BAYFRONT HEALTH - PORT CHARLOTTE		5,959	509	8%	6,468
ADVENTHEALTH CENTRA CARE HUNTERS CREEK	3	5,587	871	13%	6,461
BAPTIST HEALTH - NASSAU		6,106	349	5%	6,455
HOLIDAY CVS LLC		6,152	290	5%	6,442
ATLANTIS URGENT CARE	2	4,838	1,596	25%	6,436
UNKNOWN	3	3,361	3,031	47%	6,395
EMERALD COAST URGENT CARE		4,881	1,460	23%	6,341
COMMUNITY HEALTH CENTERS OF PINELLAS INC		5,070	1,262	20%	6,332
ADVENTHEALTH CENTRA CARE SANFORD		5,605	725	11%	6,330
IMPERIAL POINT MEDICAL CENTER		5,772	542	9%	6,314
ST JOSEPHS NORTH HOSPITAL LAB	7	5,364	884	14%	6,255
SOLARIS DIAGNOSTICS	10	5,668	572	9%	6,250
ADVENTHEALTH CENTRA CARE LAKE MARY	2	5,422	805	13%	6,229
ADVENTHEALTH CENTRA CARE MOUNT DORA		5,228	991	16%	6,219
NCH NORTH NAPLES HOSPITAL	8	5,534	669	11%	6,211
MEDEXPRESS URGENT CARE OF BOYNTON BEACH LLC		5,751	454	7%	6,205
ST PETERSBURG GENERAL HOSPITAL		5,221	938	15%	6,159

COVID-19: testing by laboratory

Data through Mar 9, 2021 verified as of Mar 10, 2021 at 09:25 AM

Data in this report are provisional and subject to change.

The numbers in the table below represent the number of Florida and non-Florida residents for whom test results were received by the Department of Health. A person can be tested by more than one laboratory and can have both positive and negative results. **Therefore, the sum of the numbers in each column will be larger than the total number of people tested.**

Reporting lab	Inconclusive	Negative	Positive	Percent positive	Total
ADVENTHEALTH CENTRA CARE KISSIMMEE		5,524	618	10%	6,142
ADVENTHEALTH CENTRA CARE APOPKA	1	5,271	853	14%	6,125
FORT WALTON BEACH MEDICAL CENTER		5,156	887	15%	6,043
CLINICAL REFERENCE LABORATORY	2	5,618	295	5%	5,915
SUNCOAST PATHOLOGY ASSOCIATES		5,400	515	9%	5,915
BAYFRONT HEALTH - VENICE REGIONAL MEDICAL	1	5,374	537	9%	5,912
ADVENTIST HEALTH SYSTEMS, SUNBELT INC		5,183	727	12%	5,910
EMPIRE CITY LABORATORIES INC	68	4,931	803	14%	5,802
MEDEXPRESS URGENT CARE HUDSON		4,986	770	13%	5,756
EGLIN AIR FORCE BASE	13	4,130	1,606	28%	5,749
FLORIDA HOSPITAL NORTH PINELLAS	11	5,259	468	8%	5,738
ADVENTHEALTH CENTRA CARE ALTAMONTE		5,021	709	12%	5,730
BAPTIST HEALTH SOUTH FLORIDA - PEMBROKE PINES URGENT CARE		4,739	944	17%	5,683
PARAMOUNT URGENT CARE	2	2,900	2,757	49%	5,659
NORTHWEST FLORIDA COMMUNITY HOSPITAL	40	4,135	1,420	25%	5,595
URGENT CARE OF THE PALM BEACHES		4,657	893	16%	5,550
MICROGEN DX	4	4,793	693	13%	5,490
SOUTH FLORIDA BAPTIST HOSPITAL MICRO	4	4,576	897	16%	5,477
ADVENTHEALTH EXPRESS CARE		4,486	982	18%	5,468
SUNRISE MEDICAL LABORATORIES	2	5,069	378	7%	5,449
TROPICANA FIELD - LOT 2□	19	4,936	490	9%	5,445
QDX PATHOLOGY SERVICES	2	5,063	379	7%	5,444
ANGEL KIDS PEDIATRICS		5,112	309	6%	5,421
DYNIX DIAGNOSTIX		4,912	489	9%	5,401
ADVENTHEALTH CENTRA CARE AZALEA PARK		4,621	769	14%	5,390
DOCTORS URGENT CARE LLC	1	4,387	1,000	19%	5,388
AHCC WESLEY CHAPEL		4,764	579	11%	5,343
PRO CLINIC		4,266	1,064	20%	5,330
LEE HEALTH CONVENIENT CARE - PAGE FIELD		4,702	625	12%	5,327
PUTNAM COMMUNITY MEDICAL CENTER		4,629	683	13%	5,312
MARTIN HOSPITAL SOUTH LAB		4,966	288	5%	5,254
ADVENTHEALTH CENTRA CARE OVIEDO		4,513	731	14%	5,244
COASTAL MED URGENT CARE		3,755	1,483	28%	5,238
MEDICAL DNA LABS LLC	3	4,730	455	9%	5,188
BAPTIST HEALTH SOUTH FLORIDA - CORAL SPRINGS URGENT CARE		4,428	723	14%	5,151
FLORIDA COMMUNITY HEALTH CENTER		4,065	1,069	21%	5,134
TRINITY SPRINGS		4,356	729	14%	5,085
ESCAMBIA COMMUNITY CLINICS INC	8	3,802	1,249	25%	5,059
ACUTIS DIAGNOSTICS	17	3,991	1,002	20%	5,010
FLORIDA FAMILY LABORATORY, INC DBA	40	4,553	414	8%	5,007
UNIVERSITY HOSPITAL AND MEDICAL CENTER		3,812	1,191	24%	5,003
MINUTECLINIC		4,309	689	14%	4,998
ADVENT HEALTH - HEART OF FLORIDA ER	1	4,286	692	14%	4,979
ADVENTHEALTH CENTRA CARE LONGWOOD		4,378	586	12%	4,964
MINUTECLINIC LLC #3703		4,070	882	18%	4,952
HEALTH FIRST ADVENTHEALTH CENTRA CARE - TITUSVILLE		4,198	744	15%	4,942
URGENT CARE CURE	2	4,232	699	14%	4,933

COVID-19: testing by laboratory

Data through Mar 9, 2021 verified as of Mar 10, 2021 at 09:25 AM

Data in this report are provisional and subject to change.

The numbers in the table below represent the number of Florida and non-Florida residents for whom test results were received by the Department of Health. A person can be tested by more than one laboratory and can have both positive and negative results. **Therefore, the sum of the numbers in each column will be larger than the total number of people tested.**

Reporting lab	Inconclusive	Negative	Positive	Percent positive	Total
BAPTIST HEALTH - NORTH		3,861	1,066	22%	4,927
ADVENTHEALTH CENTRA CARE SOUTH ORANGE		4,211	689	14%	4,900
ADVENTHEALTH CENTRA CARE ORANGE LAKE		4,340	549	11%	4,889
DOCTORS URGENT CARE OF LUTZ LLC	1	3,926	955	20%	4,882
PALMS OF PASADENA HOSPITAL		4,320	523	11%	4,843
ADVENTHEALTH CENTRA CARE PORT ORANGE		4,036	769	16%	4,805
MEDEXPRESS URGENT CARE - ESTERO		4,308	490	10%	4,798
MEDEXPRESS URGENT CARE - ROYAL PALM BEACH		4,261	493	10%	4,754
BAPTIST HEALTH SOUTH FLORIDA - TAMiami TRAIL URGENT CARE		3,832	920	19%	4,752
THE CENTER FOR URGENT CARE	3	3,955	786	17%	4,744
PEDIATRIC HEALTH CARE ALLIANCE PA		4,334	391	8%	4,725
BAPTIST HEALTH SOUTH FLORIDA - KENDALE LAKES URGENT CARE		3,789	918	20%	4,707
DOCTORS HOSPITAL OF SARASOTA CLINICAL LABORATORY		4,091	598	13%	4,689
ADVENTHEALTH CENTRA CARE SAND LAKE		4,206	478	10%	4,684
LABORATORY OF FLORIDA LLC	40	4,306	334	7%	4,680
WESTCHESTER HOSPITAL	23	3,771	873	19%	4,667
ADVENTHEALTH CENTRA CARE LEESBURG		3,809	850	18%	4,659
MEDEXPRESS URGENT CARE - GOLDEN GATE		4,125	514	11%	4,639
HEALTH FIRST ADVENTHEALTH CENTRA CARE GATEWAY	1	4,167	461	10%	4,629
NIGHT LITE PEDIATRICS	4	3,341	1,254	27%	4,599
TALLAHASSEE PRIMARY CARE ASSOCIATES		4,030	568	12%	4,598
MEDEXPRESS URGENT CARE PALM BEACH GARDENS		4,196	392	9%	4,588
MEDCOMP SCIENCES LLC	91	2,615	1,863	41%	4,569
RAULERSON HOSPITAL		3,774	780	17%	4,554
BAPTIST HEALTH SOUTH FLORIDA - CORAL GABLES (UNIVERSITY) URGENT CARE		3,925	620	14%	4,545
MOFFITT CANCER CENTER	6	4,398	97	2%	4,501
BAPTIST HEALTH SOUTH FLORIDA - PINECREST URGENT CARE		3,846	604	14%	4,450
MEASE DUNEDIN HOSPITAL	5	3,991	453	10%	4,449
BAPTIST HEALTH SOUTH FLORIDA - CORAL GABLES URGENT CARE		3,672	735	17%	4,407
SPORTS DRUG TESTING LABORATORY	67	4,104	127	3%	4,298
PARAMOUNT URGENT CARE - WINDERMERE	2	2,792	1,493	35%	4,287
BAPTIST HEALTH SOUTH FLORIDA - PALMETTO BAY URGENT CARE		3,593	684	16%	4,277
MINUTECLINIC LLC #1067		3,718	547	13%	4,265
MEDEXPRESS URGENT CARE - LAKELAND		3,741	513	12%	4,254
PALMS MEDICAL GROUP	5	2,966	1,265	30%	4,236
BAYFRONT HEALTH - SEVEN RIVERS		3,868	365	9%	4,233
BETHESDA HOSPITAL WEST		3,783	434	10%	4,217
ASCENSION SACRED HEART - EMERALD COAST		3,496	713	17%	4,209
MINUTECLINIC LLC		3,592	577	14%	4,169
VENTURE MEDICAL OF FLORIDA LLC		3,842	314	8%	4,156
GENESIS DIAGNOSTICS		3,861	242	6%	4,103
PREMIER URGENT CARE OF BREVARD LLC	3	3,566	508	12%	4,077
MINUTECLINIC LLC #8396		3,471	592	15%	4,063
BAYA PHARMACY & URGENT CARE		2,976	1,078	27%	4,054
NIGHT LITE PEDIATRICS URGENT CARE	1	3,414	638	16%	4,053
US BIOTEK LABORATORIES	15	3,651	366	9%	4,032
TWIN CITIES HOSPITAL	1	3,522	502	12%	4,025

COVID-19: testing by laboratory

Data through Mar 9, 2021 verified as of Mar 10, 2021 at 09:25 AM

Data in this report are provisional and subject to change.

The numbers in the table below represent the number of Florida and non-Florida residents for whom test results were received by the Department of Health. A person can be tested by more than one laboratory and can have both positive and negative results. **Therefore, the sum of the numbers in each column will be larger than the total number of people tested.**

Reporting lab	Inconclusive	Negative	Positive	Percent positive	Total
MEMORIAL HOSPITAL- MIRAMAR	12	3,685	307	8%	4,004
PHYSICIANS REGIONAL MEDICAL CENTER - PINE RIDGE RD	1	3,265	737	18%	4,003
BAYFRONT HEALTH - BROOKSVILLE		3,514	467	12%	3,981
ADVENTHEALTH PROMPT CARE	2	2,867	1,108	28%	3,977
AMELIA URGENT CARE		2,353	1,585	40%	3,938
DOCTORS TEST CENTERS		3,439	444	11%	3,883
ADVENTHEALTH CENTRA CARE COLONIAL TOWN	2	3,471	401	10%	3,874
DESOTO MEMORIAL HOSPITAL	3	3,172	693	18%	3,868
ADVENTHEALTH CENTRA CARE		3,436	425	11%	3,861
MINUTECLINIC LLC # 0709		3,282	553	14%	3,835
ENGLEWOOD COMMUNITY HOSPITAL		3,452	345	9%	3,797
LEE DAVIS COMMUNITY RESOURCE CENTER		3,322	457	12%	3,779
BAYFRONT HEALTH - PUNTA GORDA		3,468	278	7%	3,746
ACCU REFERENCE MEDICAL LAB	9	2,947	774	21%	3,730
LAKESIDE MEDICAL CENTER		2,879	786	21%	3,665
ALTRU DIAGNOSTICS INC	2	3,455	162	4%	3,619
CLARITY LAB SOLUTIONS LLC		3,608	4	0%	3,612
BAPTIST HEALTH SOUTH FLORIDA - DAVIE URGENT CARE		2,979	630	17%	3,609
HOLMES REG MED CENTER CLINICAL LAB		3,113	484	13%	3,597
SIPARADIGM LLC	52	3,294	244	7%	3,590
BAYFRONT HEALTH - SPRING HILL		3,238	308	9%	3,546
MEDEXPRESS URGENT CARE CAPE CORAL		3,028	502	14%	3,530
ADVENTIST HEALTH SYSTEMS SUNBELT IN DBA		3,111	378	11%	3,489
QUICK CARE MED PL	2	2,802	633	18%	3,437
MINUTE CLINIC LLC		2,974	447	13%	3,421
PHARMCO RX	2	3,172	240	7%	3,414
WELLINGTON REGIONAL MEDICAL CENTER		3,107	297	9%	3,404
BAPTIST HEALTH SOUTH FLORIDA - WESTON URGENT CARE		2,991	412	12%	3,403
MIDWAY SPECIALTY CARE CENTER DIAGNOSTICS	38	3,119	238	7%	3,395
IMMOKALEE CHD		3,155	234	7%	3,389
BARTOW REGIONAL MEDICAL CENTER	1	2,790	530	16%	3,321
HIGHLANDS REGIONAL MEDICAL CENTER		2,574	733	22%	3,307
HEALTH FIRST ADVENTHEALTH CENTRA CARE COCOA		2,981	309	9%	3,290
MINUTECLINIC LLC #3631		2,768	496	15%	3,264
MC DIAGNOSTIC OF CONNECTICUT, PC #2220		2,794	447	14%	3,241
BAPTIST HEALTH URGENT CARE AT SAWGRASS		2,688	530	16%	3,218
MINUTECLINIC LLC 5852		2,721	474	15%	3,195
PRECISION HEALTH SOLUTIONS		3,024	171	5%	3,195
BRASHEAR'S VITAL CARE CORP		2,537	649	20%	3,186
MEDEXPRESS URGENT CARE LEHIGH ACRES		2,769	398	13%	3,167
BAPTIST HEALTH SOUTH FLORIDA - BRICKELL URGENT CARE		2,612	535	17%	3,147
PROHEALTH	3	1,590	1,552	49%	3,145
MINUTECLINIC LLC #3463		2,633	508	16%	3,141
VERILY LIFE SCIENCES		3,089	34	1%	3,123
SELECT LABORATORIES - MARION COUNTY, FL LLC	5	2,774	306	10%	3,085
HOLIDAY CVS LLC DBA CVS PHARMACY #5154		3,001	82	3%	3,083
HEALTH FIRST ADVENTHEALTH CENTRA CARE MALABAR		2,779	302	10%	3,081

COVID-19: testing by laboratory

Data through Mar 9, 2021 verified as of Mar 10, 2021 at 09:25 AM

Data in this report are provisional and subject to change.

The numbers in the table below represent the number of Florida and non-Florida residents for whom test results were received by the Department of Health. A person can be tested by more than one laboratory and can have both positive and negative results. **Therefore, the sum of the numbers in each column will be larger than the total number of people tested.**

Reporting lab	Inconclusive	Negative	Positive	Percent positive	Total
MINUTECLINIC LLC #5249		2,460	615	20%	3,075
MEDEXPRESS URGENT CARE - DELAND		2,738	325	11%	3,063
MINUTECLINIC LLC #5253		2,516	518	17%	3,034
WALGREEN CO	2	2,688	338	11%	3,028
ADVENTHEALTH CENTRA CARE KIDS LAKE MARY		2,799	224	7%	3,023
ADVENT HEALTH CENTRA CARE -WINTER PARK KIDS URGENT CARE	4	2,706	254	9%	2,964
CARENOW URGENT CARE		1,820	1,140	39%	2,960
PRIMEHEALTH URGENT CARE INC		2,535	416	14%	2,951
VETERANS AFFAIRS MEDICAL CENTER - ORLANDO	1	1,343	1,585	54%	2,929
MEMORIAL HOSPITAL PEMBROKE	3	2,551	341	12%	2,895
ADVENT HEALTH - NEW SMYRNA		2,318	569	20%	2,887
STONE CLINICAL LABORATORIES		2,790	96	3%	2,886
BMCT Molecular Diagnostics Subsection		2,387	497	17%	2,884
WALGREENS ORLANDO	3	2,536	340	12%	2,879
MEDONE PLLC		2,160	713	25%	2,873
PARAMOUNT URGENT CARE INC		1,061	1,788	63%	2,849
MARION E FETHER MEDICAL CENTER, THE		2,607	241	8%	2,848
MINUTECLINIC LLC #5190		2,369	474	17%	2,843
MINUTECLINIC LLC #5854		2,347	447	16%	2,794
MARINERS HOSPITAL	1	2,527	264	9%	2,792
ACCESS POINT HEALTHCARE URGENT & PRIMARY CARE	2	2,116	671	24%	2,789
BAPTIST HEALTH - CLAY		2,409	380	14%	2,789
BAPTIST HEALTH EMERGENCY CENTER COUNTRY WALK	1	2,343	432	16%	2,776
NXGEN MDX LLC	4	2,457	297	11%	2,758
BLUE MED CONSULTANTS		2,649	107	4%	2,756
MINUTECLINIC LLC #4415		2,312	438	16%	2,750
FAU		2,546	201	7%	2,747
GESSLER CLINIC	2	1,845	892	33%	2,739
MEDEXPRESS URGENT CARE - VERO BEACH		2,375	358	13%	2,733
SCION LAB SERVICES LLC	25	2,504	200	7%	2,729
CITRUS MEMORIAL HOSPITAL LABORATORY		2,248	461	17%	2,709
SACRED HEART HEALTH SYSTEM, INC	1	1,818	866	32%	2,685
LOWER KEYS MEDICAL CENTER		2,390	267	10%	2,657
BAPTIST HEALTHCARE - GULF BREEZE HOSPITAL	3	2,184	454	17%	2,641
PARAMOUNT URGENT CARE - ORLANDO		1,735	905	34%	2,640
EMERALD COAST URGENT CARE, LLC	1	1,968	660	25%	2,629
PARAMOUNT URGENT CARE - OVIEDO		1,793	817	31%	2,610
MINUTECLINIC LLC #3662		2,215	382	15%	2,597
CELESTA MEDICAL SERVICES LLC DBA - AMERICAN RESEARCH LABS		2,360	227	9%	2,587
MEDEXPRESS FORT MYERS		2,263	318	12%	2,581
ADVENT HEALTH - OCALA		2,124	447	17%	2,571
MEDEXPRESS URGENT CARE CORAL SPRINGS		2,306	258	10%	2,564
MINUTECLINIC LLC #7886		2,222	340	13%	2,562
BAPTIST HEALTH - OAKLEAF		2,117	437	17%	2,554
MINUTECLINIC, LLC #4015		1,967	576	23%	2,543
ADVENTHEALTH CENTRA CARE CONWAY		2,126	376	15%	2,502
MINUTECLINIC LLC #5214		2,150	347	14%	2,497

COVID-19: testing by laboratory

Data through Mar 9, 2021 verified as of Mar 10, 2021 at 09:25 AM

Data in this report are provisional and subject to change.

The numbers in the table below represent the number of Florida and non-Florida residents for whom test results were received by the Department of Health. A person can be tested by more than one laboratory and can have both positive and negative results. **Therefore, the sum of the numbers in each column will be larger than the total number of people tested.**

Reporting lab	Inconclusive	Negative	Positive	Percent positive	Total
MINUTECLINIC LLC #7887		2,201	284	11%	2,485
EMERALD COAST URGENT CARE LLC		1,804	654	27%	2,458
MINUTECLINIC LLC #1771		2,068	388	16%	2,456
BAPTIST HEALTH SOUTH FLORIDA - MIAMI BEACH URGENT CARE		2,104	351	14%	2,455
MINUTECLINIC LLC # 0514		2,163	281	11%	2,444
MINUTECLINIC LLC # 3930		2,088	335	14%	2,423
MINUTECLINIC LLC #4458		1,983	438	18%	2,421
COMMUNITY HEALTH NORTHWEST FLORIDA	4	1,856	549	23%	2,409
MEDEXPRESS URGENT CARE - CLEWISTON		2,017	388	16%	2,405
MINUTECLINIC LLC #3814		2,020	376	16%	2,396
MINUTECLINIC LLC #1055		1,919	470	20%	2,389
PHYSICIANS STAT LAB	3	1,066	1,302	55%	2,371
BAY MEDICAL CENTER SACRED HEART HEALTH SYSTEM		1,796	560	24%	2,356
MINUTECLINIC LLC #7225		2,021	325	14%	2,346
MINUTECLINIC LLC # 3686		2,020	324	14%	2,344
ADVENTHEALTH CENTRA CARE WINTER HAVEN	1	1,599	736	32%	2,336
MINUTECLINIC LLC #3003		1,859	463	20%	2,322
PHYSICIAN ASSOCIATES		2,068	239	10%	2,307
LEE HEALTH - COCONUT POINT CLINICAL LAB	2	1,872	433	19%	2,307
DR G'S URGENT CARE		1,988	299	13%	2,287
CAREFAST+	1	1,572	712	31%	2,285
DONALD W ROBERTSON DO PA		1,781	501	22%	2,282
MINUTECLINIC LLC #3705		1,985	285	13%	2,270
MINUTECLINIC, LLC #3204		1,876	382	17%	2,258
MINUTECLINIC LLC #7973		1,958	297	13%	2,255
PHYSICIANS REGIONAL MEDICAL CENTER - COLLIER BLVD	1	1,526	718	32%	2,245
BAYFRONTVENICEREGIONAL		2,154	90	4%	2,244
MINUTECLINIC LLC #3291		1,959	282	13%	2,241
MEDEXPRESS URGENT CARE BOCA RATON		2,034	200	9%	2,234
PATIENTS FIRST - THOMASVILLE ROAD		1,971	260	12%	2,231
MINUTECLINIC LLC #3257		1,853	378	17%	2,231
WHOLE FAMILY HEALTH CENTER INC		1,864	364	16%	2,228
PRIMEHEALTH URGENT CARE	1	1,865	361	16%	2,227
EXACT SCIENCES LABORATORIES, LLC		2,012	208	9%	2,220
AMELIA EXPRESS CARE LLC	10	1,889	312	14%	2,211
KEYS AHEC SCHOOL MEDICAL CLINIC	14	2,064	119	5%	2,197
FLORIDA MEDICAL CLINIC	3	1,002	1,177	54%	2,182
PHYSICIANS PRIMARY CARE	2	1,948	228	10%	2,178
MINUTECLINIC LLC #5069		1,813	364	17%	2,177
TAMPA COMMUNITY HOSPITAL		1,856	320	15%	2,176
CORE DIAGNOSTIC LABORATORIES LLC	17	1,827	322	15%	2,166
MINUTECLINIC, LLC #5817		1,776	387	18%	2,163
MINUTECLINIC LLC # 7933		1,900	258	12%	2,158
ADVENT HEALTH - DADE CITY		1,886	267	12%	2,153
ASCENSION SACRED HEART - GULF		1,628	521	24%	2,149
MINUTECLINIC LLC #3748		1,734	406	19%	2,140
AFC PHYSICIANS OF FLORIDA		1,620	518	24%	2,138

COVID-19: testing by laboratory

Data through Mar 9, 2021 verified as of Mar 10, 2021 at 09:25 AM

Data in this report are provisional and subject to change.

The numbers in the table below represent the number of Florida and non-Florida residents for whom test results were received by the Department of Health. A person can be tested by more than one laboratory and can have both positive and negative results. **Therefore, the sum of the numbers in each column will be larger than the total number of people tested.**

Reporting lab	Inconclusive	Negative	Positive	Percent positive	Total
MINUTECLINIC, LLC (CLINIC 10699)		1,833	290	14%	2,123
BOND URGENT CARE LLC		1,587	533	25%	2,120
ASSOCIATED PATHOLOGISTS, LLC	3	1,736	381	18%	2,120
MINUTECLINIC LLC #7173		1,847	258	12%	2,105
MINUTECLINIC LLC #5924		1,796	306	15%	2,102
MINUTECLINIC LLC #3255		1,816	281	13%	2,097
UNIVERSITY OF NORTH FLORIDA STUDENT HEALTH		2,025	67	3%	2,092
MINUTECLINIC LLC #5216		1,783	294	14%	2,077
CHARLES AIESI CONSULTING INC	9	1,814	237	12%	2,060
INTELEX LABS, LLC		1,996	64	3%	2,060
MINUTECLINIC LLC #4612		1,645	412	20%	2,057
PARRISH MEDICAL CENTER	1	1,800	256	12%	2,057
MINUTECLINIC LLC #4024		1,770	286	14%	2,056
MINUTECLINIC LLC #3654		1,706	349	17%	2,055
FLOWERS HOSPITAL		1,851	188	9%	2,039
MINUTECLINIC LLC # 3579		1,726	311	15%	2,037
MEDIQUICK URGENT CARE CENTERS INC		1,466	556	27%	2,022
HEALTH CARE DISTRICT OF PALM BEACH COUNTY	1	1,818	193	10%	2,012
EMERGENCY PHYSICIANS MEDICAL CENTER		949	1,060	53%	2,009
JUPITER MEDICAL CENTER URGENT CARE		1,511	466	24%	1,977
JACKSON HOSPITAL CLINICAL LABORATORY		1,683	287	15%	1,970
MINUTECLINIC LLC #3648		1,588	378	19%	1,966
MINUTECLINIC LLC #3285		1,703	263	13%	1,966
MEDIPATH LLC		1,624	332	17%	1,956
DOC SMILEY'S URGENT CARE		1,706	247	13%	1,953
GENUS3		1,874	72	4%	1,946
AFC PHYSICIANS OF FLORIDA PA		1,467	466	24%	1,933
NCHMD INC		1,623	309	16%	1,932
MINUTECLINIC LLC #3635		1,681	247	13%	1,928
MINUTECLINIC LLC #1807		1,615	310	16%	1,925
LAKE WALES MEDICAL CENTER INC		1,666	253	13%	1,919
MEDEXPRESS PORT CHARLOTTE		1,728	176	9%	1,904
MINUTECLINIC LLC #4201		1,657	238	13%	1,895
PENSACOLA PEDIATRICS PA	1	1,726	167	9%	1,894
MEDFAST URGENT CARE CENTERS LLC		564	1,325	70%	1,889
NCH NORTHEAST	7	1,448	402	22%	1,857
MINUTECLINIC LLC #1821		1,672	180	10%	1,852
MINI ER WATERFORD LAKES, THE		1,588	260	14%	1,848
MARTIN HEALTH SYSTEM - ST LUCIE WEST		1,674	170	9%	1,844
DOC SMILEYS URGENT CARE LLC		1,479	339	19%	1,818
MINUTECLINIC LLC #476		1,559	248	14%	1,807
BARDMOOR LABORATORY	9	1,517	265	15%	1,791
MINUTECLINIC LLC #1350		1,524	235	13%	1,759
RIVER TOWN DIAGNOSTIC LLC		1,470	286	16%	1,756
MINUTECLINIC LLC #8381		1,505	248	14%	1,753
LITTLE PINE PEDIATRICS	1	1,477	273	16%	1,751
OPTUM LABS LLC	1	1,562	174	10%	1,737

COVID-19: testing by laboratory

Data through Mar 9, 2021 verified as of Mar 10, 2021 at 09:25 AM

Data in this report are provisional and subject to change.

The numbers in the table below represent the number of Florida and non-Florida residents for whom test results were received by the Department of Health. A person can be tested by more than one laboratory and can have both positive and negative results. **Therefore, the sum of the numbers in each column will be larger than the total number of people tested.**

Reporting lab	Inconclusive	Negative	Positive	Percent positive	Total
Community_Health		1,533	199	11%	1,732
STEWARDS ROCKLEDGE HOSPITAL	1	1,478	250	14%	1,729
MINUTECLINIC LLC #6007		1,499	227	13%	1,726
KETAMINE HEALTH CENTERS LLC	1	1,569	145	8%	1,715
NEIGHBORHOOD MEDICAL CENTER INC	17	1,499	178	11%	1,694
JW PLASTIC SURGERY		1,449	244	14%	1,693
SPARROW HEALTHCARE	2	1,436	252	15%	1,690
IGENOMIX USA LLC	47	1,482	157	9%	1,686
FIU-HEALTH AUXILIARY LABORATORY	6	1,578	99	6%	1,683
NORTH SHORE LONG ISLAND JEWISH HEALTH	1	1,590	85	5%	1,676
LABORATORY SPECIALISTS OF MICHIGAN		1,384	288	17%	1,672
MINUTECLINIC, LLC # 4469		1,432	232	14%	1,664
BAPTIST HEALTH EMERGENCY CENTER AT WEST CORAL WAY		1,302	345	21%	1,647
GENESIS LABORATORY MANAGEMENT	14	1,379	230	14%	1,623
LABTECH DIAGNOSTIC		1,332	286	18%	1,618
MINUTECLINIC LLC #3637		1,284	332	21%	1,616
BAYFRONT HEALTH - CITRUS HILLS		1,391	212	13%	1,603
OPTEO LABORATORY		1,564	34	2%	1,598
ELLENTON URGENT CARE		1,361	234	15%	1,595
MINUTECLINIC LLC #1815		1,405	190	12%	1,595
GENOME LLC	2	1,466	121	8%	1,589
MINUTECLINIC LLC #3236		1,355	230	15%	1,585
SHELL POINT NURSING PAVILION	1	1,504	71	5%	1,576
MELBOURNE MEDICAL LABORATORY	2	1,365	202	13%	1,569
ASSURANCE SCIENTIFIC LABORATORIES	1	1,277	283	18%	1,561
MINUTECLINIC LLC #5157		1,356	204	13%	1,560
LAKELAND REGIONAL HEALTH PABLO		1,331	202	13%	1,533
WHITE WILSON MEDICAL CENTER		193	1,316	87%	1,509
MINUTECLINIC, LLC #3245		1,209	289	19%	1,498
BAPTIST HEALTH SOUTH FLORIDA - COUNTRY WALK URGENT CARE EXPRESS		1,270	226	15%	1,496
ARCPPOINT LABS		934	549	37%	1,483
ED FRASER MEMORIAL HOSPITAL		1,236	244	16%	1,480
MINUTECLINIC LLC #214		1,263	206	14%	1,469
ADVANCE MEDICAL OF NAPLES		326	1,124	78%	1,450
BIOCERNA LLC	9	1,276	164	11%	1,449
UHEALTH DEERFIELD BEACH/UMSYLVESTER DEERFIELD BEACH LABORATORY	3	1,380	55	4%	1,438
PATIENTS CHOICE LABORATORIES		831	592	42%	1,423
PROJECT HEALTH, INC SUMTERVILLE	5	1,164	251	18%	1,420
FLORIDA DEPARTMENT OF HEALTH IN POLK COUNTY	2	1,101	312	22%	1,415
UNIVERSITY OF ALABAMA AT BIRMINGHAM		1,366	44	3%	1,410
COASTAL LABORATORIES	1	1,120	287	20%	1,408
MEDEXPRESS URGENT CARE - JAX ATLANTIC BLVD		1,199	200	14%	1,399
VITRO MOLECULAR LABORATORIES	49	1,257	85	6%	1,391
ADVANCED MEDICAL OF NAPLES LLC		1,233	158	11%	1,391
BAPTIST HEALTHCARE - JAY HOSPITAL	1	1,002	369	27%	1,372
PEDIATRIC HEALTH CARE ALLIANCE - NORTHDALE		1,251	116	8%	1,367
BAPTIST HEALTH SOUTH FLORIDA - KEY BISCANE URGENT CARE EXPRESS		1,201	166	12%	1,367

COVID-19: testing by laboratory

Data through Mar 9, 2021 verified as of Mar 10, 2021 at 09:25 AM

Data in this report are provisional and subject to change.

The numbers in the table below represent the number of Florida and non-Florida residents for whom test results were received by the Department of Health. A person can be tested by more than one laboratory and can have both positive and negative results. **Therefore, the sum of the numbers in each column will be larger than the total number of people tested.**

Reporting lab	Inconclusive	Negative	Positive	Percent positive	Total
EUROFINS NTD, LLC		1,320	44	3%	1,364
ASCENSION ST VINCENT'S - SOUTHSIDE		1,309	49	4%	1,358
TEMPUS CLINICAL LABORATORY	10	1,200	148	11%	1,358
PARAMOUNT URGENT CARE VILLAGES		912	422	32%	1,334
TREASURE COAST MEDICAL ASSOCIATES INC		747	580	44%	1,327
UHEALTH CLINIC AT WALGREENS		1,072	252	19%	1,324
SMA LAB	9	1,164	150	11%	1,323
READY RESPONDERS FLORIDA, PLLC		1,140	175	13%	1,315
AMELIA EXPRESS CARE	1	715	597	45%	1,313
FIRST QUALITY LABORATORY		1,225	87	7%	1,312
NYU HOSPITALS CENTER CLINICAL LABORATORIES		1,254	42	3%	1,296
CAREMED CLINIC LLC	1	1,004	276	22%	1,281
VRL EUROFINS		1,236	37	3%	1,273
APALACHEE CORRECTIONAL INSTITUTION EAST UNIT		1,241	26	2%	1,267
PROHEALTH MEDICAL CLINIC		649	615	49%	1,264
OPTUMCARE FLORIDA LLC		1,012	251	20%	1,263
TOM LEE COMMUNITY HEALTH CENTER		827	430	34%	1,257
ER QUICKCARE PL		1,072	181	14%	1,253
PATIENTS FIRST LAKE ELLA MEDICAL CENTER		1,100	140	11%	1,240
MEDICAL CONSULTANTS OF FLORIDA, LLC	1	1,041	198	16%	1,240
HOLIDAY CVS LLC DBA CVSPHARMACY #5155		1,179	57	5%	1,236
VAVA PARTNERS LLC		440	796	64%	1,236
ST ANNES NURSING CENTER		1,197	25	2%	1,222
CLINICORE		1,124	91	7%	1,215
CAREFAST MURABELLA		750	461	38%	1,211
MINUTECLINIC LLC #8927		1,025	182	15%	1,207
XPRESS URGENT CARE	4	1,017	180	15%	1,201
SOLARIS HEALTHCARE PALATKA		1,096	104	9%	1,200
ACCESS MEDICAL LABS		746	448	38%	1,194
PALM BAY HOSPITAL CLINICAL LABORATORY		839	354	30%	1,193
PREMIER MEDICAL	1	1,097	94	8%	1,192
MYTEST DIAGNOSTICS		1,113	62	5%	1,175
LAB24 INC	3	503	668	57%	1,174
STAGEZERO LIFE SCIENCES INC	3	1,067	99	8%	1,169
MINUTECLINIC LLC #5187		1,024	144	12%	1,168
EPN URGENT CARE NAPLES	2	792	372	32%	1,166
NORTH FLORIDA PEDIATRICS-TALLAHASSEE	1	1,059	98	8%	1,158
PARAMOUNT URGENT CARE - CLERMONT		686	468	41%	1,154
VA PAIN CLINIC	4	1,106	42	4%	1,152
ADVANCED DIAGNOSTIC LABORATORY		1,102	47	4%	1,149
SUNRISE URGENT CARE ASSOCIATES LLC D/B/A	7	744	392	34%	1,143
PROFESSIONAL HEALTH EXAMINERS DBA PROHEALTH	1	924	216	19%	1,141
CAPSTONE HEALTHCARE		802	330	29%	1,132
COASTAL PEDIATRIC GROUP		975	153	14%	1,128
ST PETERSBURG PEDIATRICS	1	1,014	111	10%	1,126
MIAMI JEWISH HEALTH SYSTEMS		1,068	58	5%	1,126
VERITAS GENETICS	61	942	119	11%	1,122

COVID-19: testing by laboratory

Data through Mar 9, 2021 verified as of Mar 10, 2021 at 09:25 AM

Data in this report are provisional and subject to change.

The numbers in the table below represent the number of Florida and non-Florida residents for whom test results were received by the Department of Health. A person can be tested by more than one laboratory and can have both positive and negative results. **Therefore, the sum of the numbers in each column will be larger than the total number of people tested.**

Reporting lab	Inconclusive	Negative	Positive	Percent positive	Total
NAPLES URGENT CARE	1	713	403	36%	1,117
PALM HARBOR PHARMACY		966	149	13%	1,115
ADDICTION LABS OF AMERICA	3	1,034	77	7%	1,114
ARCPPOINT LABS OF CORAL SPRINGS FL		983	115	10%	1,098
XYZ LABORATORY	8	942	146	13%	1,096
MINUTECLNIC LLC		953	126	12%	1,079
INNOVATIVE TRANSFUSION MEDICINE, INC	11	915	152	14%	1,078
STEWART REFERENCE LABORATORY	1	595	481	45%	1,077
NORTH FLORIDA PEDIATRICS - LAKE CITY		856	209	20%	1,065
ADVENTHEALTH CENTRA CARE TRINITY		928	137	13%	1,065
RAINBOW RIVER MEDICAL LABORATORY		977	83	8%	1,060
BIO-TECH CLINICAL LABORATORIES INC		919	140	13%	1,059
HENDRY REGIONAL MEDICAL CENTER CLINICAL LABORATORY		809	248	23%	1,057
PROJECT HEALTH INC	4	882	155	15%	1,041
USF MORSANI CENTER FOR ADVANCED HEALTH CARE		913	125	12%	1,038
PRIMARY CARE OF THE TREASURE COAST		904	132	13%	1,036
FLAGLER HOSPITAL LABORATORY	8	38	973	95%	1,019
GENEIQ		962	54	5%	1,016
CARENOW URGENT CARE – FORT PIERCE		699	304	30%	1,003
VERITOR		850	151	15%	1,001
BROWNWOOD CARE CENTER		869	128	13%	997
PROFESSIONAL HEALTH EXAMINERS		851	144	14%	995
ABSOLUTE GENOMICS	1	809	182	18%	992
LENCO MEDICAL LABORATORY		944	47	5%	991
LAKELAND REGIONAL HEALTH - PWC/OB		36	954	96%	990
SPECTOR SCIENTIFIC LAB	1	486	497	51%	984
PRIMARY CARE SOUTH INC		593	390	40%	983
LPG COCONUT POINT		800	163	17%	963
MINUTECLINIC, LLC DBA MINUTECLINIC #4717		918	40	4%	958
GENOSUR LLC	1	938	11	1%	950
TYNDALL AIR FORCE BASE		741	204	22%	945
CATALYST WALK IN CLINIC		736	195	21%	931
PHAROS HEALTH		687	244	26%	931
HISTOPATHOLOGY SERVICES, LLC		824	104	11%	928
PEDIATRICS OF CENTRAL FLORIDA PA	20	859	48	5%	927
VRL EUROFINs - DALLAS		913	13	1%	926
GENE TOX WORLDWIDE	60	736	125	14%	921
THE HEALTH CENTER OF PLANT CITY		850	71	8%	921
GROWING TOGETHER PEDIATRICS LLC		863	57	6%	920
INTEGRITY LABORATORIES, LLC	4	750	164	18%	918
QUICK CARE MED		688	228	25%	916
NORTH FLORIDA PEDIATRICS PA - SUWANNEE	3	776	125	14%	904
FISHERMENS HOSPITAL CLINICAL LAB		819	81	9%	900
FAST TRACK URGENT CARE CENTER		4	896	100%	900
TACACHALE CLINICAL LABORATORY	1	847	47	5%	895
INTERLACHEN PEDIATRICS		861	33	4%	894
UNIVERSITY OF WEST FLORIDA STUDENT HEALTH SERVICES	1	769	123	14%	893

COVID-19: testing by laboratory

Data through Mar 9, 2021 verified as of Mar 10, 2021 at 09:25 AM

Data in this report are provisional and subject to change.

The numbers in the table below represent the number of Florida and non-Florida residents for whom test results were received by the Department of Health. A person can be tested by more than one laboratory and can have both positive and negative results. **Therefore, the sum of the numbers in each column will be larger than the total number of people tested.**

Reporting lab	Inconclusive	Negative	Positive	Percent positive	Total
NORTH VISTA HOSPITAL LABORATORY		750	127	14%	877
COVANCE CLINICAL RESEARCH UNIT INC		851	24	3%	875
INTERLACHEN PEDIATRICS PA		828	38	4%	866
C.W. BILL YOUNG VA MEDICAL CENTER	1	21	841	97%	863
LEE COUNTY EMERGENCY MEDICAL SERVICE	1	739	114	13%	854
CAPE CANAVERAL HOSPITAL		588	265	31%	853
BAPTIST HEALTH - MD ANDERSON CANCER CENTER		845	5	1%	850
EAST LAKE PEDIATRICS		741	109	13%	850
PENSACOLA PEDIATRICS	2	604	235	28%	841
WOODLANDS MEDICAL SPECIALISTS		574	260	31%	834
NORTH FLORIDA PEDIATRICS PA	2	719	112	13%	833
DEPARTMENT OF CLINICAL LABS		808	18	2%	826
CREEKSIDE CARE CENTER	1	685	139	17%	825
CONSULATE HEALTH CARE OF NEW PORT RICHEY	2	700	123	15%	825
FLORIDA HOSPITAL ORLANDO		743	74	9%	817
ADVENTHEALTH EXPRESS CARE AT WALGREENS		711	103	13%	814
ASAP LABS LLC	7	655	151	19%	813
MOLECULAR TESTING LABS		758	53	7%	811
ASCENSION ST VINCENT'S - CLAY		775	35	4%	810
Point of Care Testing	1	116	686	85%	803
CVS HEALTH		627	176	22%	803
HALIFAX MEDICAL CENTER-PORT ORANGE LAB		689	113	14%	802
COASTAL PHYSICIANS, LLC		648	154	19%	802
NORTH SHORE LIJ URGENT CARE PC		753	46	6%	799
NITE LITE PEDIATRICS		234	564	71%	798
REDI MED LLC		637	157	20%	794
CRUCIAL CARE EMERGENCY MEDICINE DOCTORS		634	158	20%	792
NORTH OKALOOSA MEDICAL CENTER		456	333	42%	789
DYNIX DIAGNOSTICS	2	527	256	33%	785
Tampa Lakes Health and Rehabilitation Center	2	709	73	9%	784
PRIMARY CARE SERVICES AT INDIAN RIVER ESTATES		755	24	3%	779
NONE		308	470	60%	778
FAMILY HEALTH CENTERS OF SWF LABS	2	682	87	11%	771
JACKSONVILLE BEACH PEDIATRIC CARE CENTER		705	63	8%	768
CHILDRENS MEDICAL ASSOCIATION		697	69	9%	766
LOOP PEDIATRICS PA	3	642	120	16%	765
MACDILL AIR FORCE BASE		712	51	7%	763
VITAS HEALTHCARE CORPORATION OF FLA	1	755	5	1%	761
MIDWAY SPECIATLY CARE CENTER		540	221	29%	761
HEALTH CENTRAL CLINICAL LABORATORY		695	65	9%	760
NCHMD, INC SOUTHEAST IMMEDIATE CARE		586	170	22%	756
Victoria Nursing and Rehabilitation Center		703	53	7%	756
VENICE REGIONAL BAYFRONT HEALTH (PULMONARY)		637	117	16%	754
NORTHEAST FLORIDA NEUROLOGY CLINICS, INC		637	113	15%	750
PRIMARY CARE SERVICES AT ST ANDREWS ESTATES		743			743
CARE ONE OF FLORIDA LLC		501	241	32%	742
ANY LAB TEST NOW	1	498	241	33%	740

COVID-19: testing by laboratory

Data through Mar 9, 2021 verified as of Mar 10, 2021 at 09:25 AM

Data in this report are provisional and subject to change.

The numbers in the table below represent the number of Florida and non-Florida residents for whom test results were received by the Department of Health. A person can be tested by more than one laboratory and can have both positive and negative results. **Therefore, the sum of the numbers in each column will be larger than the total number of people tested.**

Reporting lab	Inconclusive	Negative	Positive	Percent positive	Total
SANTA ROSA MEDICAL GROUP		575	161	22%	736
ADVENT HEALTH LAB - ORLANDO		433	296	41%	729
24 HOUR PEDIATIC CARE CENTER	3	674	51	7%	728
CLINICAL PATHOLOGY LABS INC		655	73	10%	728
CALHOUN LIBERTY HOSPITAL		571	154	21%	725
ORLANDO HEALTH AND REHAB CENTER		680	44	6%	724
SOLARIS HEALTHCARE CHARLOTTE HARBOR		676	47	7%	723
LAB DOCTOR		632	86	12%	718
WILLOWBROOKE COURT AT EDGEWATER POINTE ESTATES		709	9	1%	718
DISNEY COVID TEST SITE		703	13	2%	716
PALACE NURSING HOME & REHAB CENTER		680	36	5%	716
LIFE CARE CENTER OF NEW PORT RICHEY		683	33	5%	716
DOCTOR'S MEMORIAL HOSPITAL		549	162	23%	711
AMERICAN MEDICAL RESPONSE		700	8	1%	708
KENDALL HEALTHCARE PROPERTIES DBA	2	678	27	4%	707
GRAND COURT TAMPA		701	4	1%	705
NORTH FLORIDA MEDICAL GROUP		562	143	20%	705
TELESCOPE HEALTH LLC	3	590	112	16%	705
PALM GARDEN OF PORT SAINT LUCIE		689	9	1%	698
ENCOMPASS HEALTH		678	18	3%	696
Crestview Rehabilitation Center	5	563	128	18%	696
EAST LAKE PEDIATRICS PA		631	63	9%	694
POINT WASHINGTON MEDICAL CLINIC	1	492	199	29%	692
PREMIER MEDICAL LABORATORY SERVICES	2	463	225	33%	690
GULF COAST VILLAGE		652	33	5%	685
PHYSICIANS STAT LAB INC		597	85	12%	682
NCH HEALTHCARE SYSTEM MICROBIOLOGY LAB		2	674	100%	676
CENTRAL FLORIDA HEALTH CARE INC		565	107	16%	672
MINI ER ADULT AND PEDIATRIC URGENT CARE		574	98	15%	672
FLORIDA GULF COAST UNIVERSITY		487	184	27%	671
BOND AND STEELE CLINIC PA		473	194	29%	667
VIERA HOSPITAL, INC		524	141	21%	665
MEDICAL FP - WHOLE FAMILY HEALTH CENTER		543	120	18%	663
ETHOS WELLNESS PHARMACY		619	43	6%	662
AMERICAN FAMILY CARE PENSACOLA WEST		127	533	81%	660
PEBBLEBROOK PHARMACY	1	547	111	17%	659
TREE HOUSE PEDIATRICS PLLC		592	67	10%	659
FLAGLER COUNTY HEALTH DEPARTMENT	3	512	144	22%	659
ADVENTHEALTH MEDICAL GROUP PROMPT CARE		474	184	28%	658
GULF COAST MOLECULAR LABORATORIES	13	542	102	16%	657
POINT OF CARE TESTING SITE		630	24	4%	654
GOLDEN GATE FAMILY CLINIC		207	446	68%	653
LIFE CARE CENTER OF PENSACOLA		601	49	8%	650
MAIN STREET MEDICAL CENTER		131	519	80%	650
MAVERICK LABS		460	188	29%	648
JOHN KNOX VILLAGE HEALTH CENTER		625	21	3%	646
ST JOHN'S NURSING CENTER		623	21	3%	644

COVID-19: testing by laboratory

Data through Mar 9, 2021 verified as of Mar 10, 2021 at 09:25 AM

Data in this report are provisional and subject to change.

The numbers in the table below represent the number of Florida and non-Florida residents for whom test results were received by the Department of Health. A person can be tested by more than one laboratory and can have both positive and negative results. **Therefore, the sum of the numbers in each column will be larger than the total number of people tested.**

Reporting lab	Inconclusive	Negative	Positive	Percent positive	Total
MOUNT SINAI LABORATORY		615	29	5%	644
MANOR PINES CONVALESCENT CENTER LLC	1	621	21	3%	643
PALM BEACH ATLANTIC UNIVERSITY		623	18	3%	641
ORANGE BLOSSOM FAMILY HEALTH		610	27	4%	637
MOORINGS PARK INSTITUTE, INC, THE		610	26	4%	636
VETERANS AFFAIRS MEDICAL CENTER	1	41	594	93%	636
AMERICAN SCIENTIFIC LABORATORIES LLC		628	5	1%	633
SPRING HILL HEALTH AND REHABILITATION CENTER		609	24	4%	633
BREVARD HEALTH ALLIANCE		375	258	41%	633
PALM GARDEN OF VERO BEACH		591	40	6%	631
EXPRESS PHARMACY		579	46	7%	625
SOUTHEAST ALABAMA MEDICAL CENT		571	53	8%	624
STATMED OCALA	3	494	125	20%	622
LIFE CARE CENTER OF ORANGE PARK		591	30	5%	621
CLEWISTON NURSING AND REHABILITATION CENTER		606	12	2%	618
MID-FLORIDA PATHOLOGY		466	149	24%	615
THE PRESERVE		604	9	1%	613
HOLMES REGIONAL MEDICAL CENTER		5	606	99%	611
GOLDEN GLADES NURSING & REHABILITATION CTR		594	16	3%	610
HOLY CROSS HOSPITAL		12	598	98%	610
FORT MYERS INTERNAL MEDICINE, LLC		547	61	10%	608
LIFE CARE CENTER OF HILLIARD		585	22	4%	607
SEBASTIAN RIVER MEDICAL CENTER	2	440	165	27%	607
BOCA GRANDE HEALTH CLINIC		574	30	5%	604
BROAD INSTITUTE CLINICAL SEQUENCING RESEARCH PLATFORM	2	574	28	5%	604
MANOR CARE HEALTH SERVICES - FT MYERS		578	25	4%	603
PATIENTS FIRST - MAHAN DRIVE		164	436	73%	600
VETERANS AFFAIRS MEDICAL CENTER - JAMES A HALEY			597	100%	597
SUWANNEE HEALTH AND REHABILITATION CENTER		592	5	1%	597
CONSULATE HEALTHCARE OF VERO BEACH	14	499	81	14%	594
PEDIATRIC HEALTHCARE ALLIANCE		560	33	6%	593
PEDIATRIC HEALTHCARE ALLIANCE PA		544	48	8%	592
CITY MEDICAL OF NEW JERSEY, PC		541	51	9%	592
BROOKDALE FORT MYERS CYPRESS LAKE		590	2	0%	592
Fernandina Beach Rehabilitation and Nursing Center	1	572	19	3%	592
VITAS HEALTHCARE CORP OF CENTRAL FL		569	23	4%	592
EDEN SPRINGS NURSING AND REHAB CENTER		481	110	19%	591
J AND G MEDICAL GROUP LLC		480	101	17%	581
CYPRESS VILLAGE	1	554	24	4%	579
WATSON THERAPEUTICS INC	1	552	24	4%	577
BUFFALO CROSSING HEALTHCARE & REHABILITATION CTR		561	15	3%	576
FAMILY HEALTH CENTERS OF SOUTHWEST FLORIDA INC		506	70	12%	576
DAVITA LABORATORY		471	104	18%	575
HMA SANTA ROSA MEDICAL CENTER LLC DBA		453	122	21%	575
NSPIRE HEALTHCARE MIAMI LAKES	8	552	14	2%	574
MEDONE URGENT CARE CENTER		350	223	39%	573
THERADOC		152	421	73%	573

COVID-19: testing by laboratory

Data through Mar 9, 2021 verified as of Mar 10, 2021 at 09:25 AM

Data in this report are provisional and subject to change.

The numbers in the table below represent the number of Florida and non-Florida residents for whom test results were received by the Department of Health. A person can be tested by more than one laboratory and can have both positive and negative results. **Therefore, the sum of the numbers in each column will be larger than the total number of people tested.**

Reporting lab	Inconclusive	Negative	Positive	Percent positive	Total
WILLOW BROOKE COURT AT INDIAN RIVER ESTATES		529	43	8%	572
TENNESSEE DOH - NASHVILLE	2	504	66	12%	572
MEDICAL VB		451	121	21%	572
CARITHERS PEDIATRIC GROUP		521	49	9%	570
MAYFLOWER ASSISTED LIVING		558	6	1%	564
BALDOMERO LOPEZ STATE VETERANS NURSING HOME	2	558	4	1%	564
EMERALD SHORES HEALTH AND REHABILITATION		466	97	17%	563
DIAMOND RIDGE HEALTH AND REHABILITATION		530	32	6%	562
BALDWIN PEDIATRICS	1	532	28	5%	561
ECCOLAB GROUP	1	146	413	74%	560
AFC URGENT CARE CLEARWATER	1	123	436	78%	560
SHORELINE PHYSICIAN GROUP		342	216	39%	558
CONTINENTAL CLINICAL RESEARCH, LLC		516	40	7%	556
MANOR CARE NURSING CENTER OF SARASOTA FL LLC		468	87	16%	555
PALM GARDEN OF TAMPA		526	29	5%	555
MEDICAL CENTER OF DELTONA, INC		457	95	17%	552
The Sands at South Beach		547	4	1%	551
EXPRESS URGENT CARE LLC		1	550	100%	551
NEMOURS CHILDERN'S HOSPITAL		453	98	18%	551
CLIFFORD CHESTER SIMS STATE VETERANS		538	12	2%	550
CLINICAL ENTERPRISE, INC		529	20	4%	549
VITAE DIAGNOSTICS		534	13	2%	547
Signature HealthCare Center of Waterford		516	31	6%	547
NCH HEALTHCARE BONITA		415	129	24%	544
NCF DIAGNOSTICS & DNA TECHNOLOGIES	15	211	318	58%	544
COASTAL URGENT CARE		428	116	21%	544
Plantation Bay Rehabilitation Center		519	24	4%	543
DOCTORS CENTER,THE		432	111	20%	543
EMERALD COAST PEDIATRICS		531	11	2%	542
SABAL PALMS HEALTH AND REHAB		489	50	9%	539
VETERANS AFFAIRS MEDICAL CENTER - BAY PINES		18	521	97%	539
BOND CLINIC PA PEDIATRICS DEPT		492	46	9%	538
VETERANS AFFAIRS MEDICAL CENTER - GAINESVILLE		3	535	99%	538
BAPTIST PRIMARY CARE	2	428	106	20%	536
CLARITY LABS		464	70	13%	534
DOH - INDIAN RIVER		450	79	15%	529
MEDICAL CENTER CLINIC-IMMEDIATE CARE	1	423	104	20%	528
MED FAST URGENT CARE CENTER		260	268	51%	528
PIONEER CLINICAL LAB LLC		425	102	19%	527
VILLA MARIA NURSING & REHAB CENTER INC	1	513	13	2%	527
VALENCIA HILLS HEALTH AND REHABILITATION CENTER		511	13	2%	524
MEDONE URGENT CARE AT ST. AUGUSTINE		136	388	74%	524
HARBOUR HEALTH CENTER		508	15	3%	523
SOLARIS HEALTHCARE LAKE CITY		420	99	19%	519
AMERICA'S PHARMACY LLC		461	58	11%	519
CHILDRENS MEDICAL ASSOCIATION PA		458	58	11%	516
PALMETTO FAMILY HEALTHCARE	1	329	185	36%	515

COVID-19: testing by laboratory

Data through Mar 9, 2021 verified as of Mar 10, 2021 at 09:25 AM

Data in this report are provisional and subject to change.

The numbers in the table below represent the number of Florida and non-Florida residents for whom test results were received by the Department of Health. A person can be tested by more than one laboratory and can have both positive and negative results. **Therefore, the sum of the numbers in each column will be larger than the total number of people tested.**

Reporting lab	Inconclusive	Negative	Positive	Percent positive	Total
HEARTLAND PEDIATRICS OF LAKE WALES		458	55	11%	513
MEDFAST URGENT CARE CENTERS		231	281	55%	512
OCALA FAMILY MEDICAL CENTER INC	2	445	63	12%	510
JACKSON MEMORIAL PERDUE MEDICAL CENTER		480	26	5%	506
FOUNTAIN MANOR HEALTH AND REHAB CENTER	1	487	18	4%	506
FLORIDA DEPARTMENT OF HEALTH IN CALHOUN COUNTY		382	123	24%	505
PALM GARDEN OF CLEARWATER		485	18	4%	503
WHITE-WILSON MEDICAL CENTER - FORT WALTON BEACH		481	20	4%	501
Southern Oaks Care Center	1	463	37	7%	501
NEW YORK HOSPITAL LABORATORIES	1	487	12	2%	500
ARCPOINTS LABS		435	65	13%	500
ENZO CLINICAL LABS INC	3	472	25	5%	500
MEMORIAL PEMBROKE 24/7 CARE CENTER		381	119	24%	500
RICARDO NAVARRO DO PA		429	70	14%	499
FLORIDA DEPARTMENT OF HEALTH CLAY COUNTY	1	400	98	20%	499
CLINICAL PATHOLOGY LABS		388	111	22%	499
RAINBOW PEDIATRIC CENTER PA		466	32	6%	498
PALM GARDEN OF JACKSONVILLE☐	2	416	80	16%	498
RIVER GARDEN HEBREW HOME FOR THE AGED		442	54	11%	496
WILLIAM OWEN PASS PARK		437	59	12%	496
THE MANOR AT BLUE WATER BAY		435	60	12%	495
HEALTH CENTER AT BRENTWOOD	1	449	44	9%	494
JACKSON MEMORIAL LONG TERM CARE CENTER		472	22	4%	494
DXTERITY DIAGNOSTICS	2	460	31	6%	493
CHILDRENS CLINIC WEST FLORIDA PEDIATRICS		449	42	9%	491
ASCEND CLINICAL	5	415	71	14%	491
ST CLOUD REGIONAL MEDICAL CENTER CLINICAL LAB		394	95	19%	489
HILLCREST HEALTH CARE & REHABILITATION CENTER	3	471	14	3%	488
SUSANNA WESLEY HEALTH CENTER		450	36	7%	486
WEST GABLES HEALTH CARE CENTER		476	10	2%	486
SANDBAY URGENT CARE		391	94	19%	485
MANOR OAKS NURSING & REHAB CENTER	5	477	2	0%	484
RESTORE HEALTH URGENT CARE		379	105	22%	484
THE PALACE AT HOMESTEAD	1	464	19	4%	484
NORTH FLORIDA RETIREMENT VILLAGE		479	2	0%	481
MICHAEL A MIDDLETON MD PA☐		462	18	4%	480
LAUDERDALE NURSING CENTER LLC	1	458	19	4%	478
Good Samaritan Society Kissimmee Village		410	65	14%	475
HARTS HARBOR HEALTH CARE CENTER		453	21	4%	474
CITRUS NURSING CENTER LLC		428	46	10%	474
HOPE HOSPICE AND COMMUNITY SERVICES INC	14	441	18	4%	473
FIRST CHOICE PEDIATRICS		383	90	19%	473
UNIVERSITY OF TAMPA INC, THE		463	9	2%	472
FLO-MEDILAB SERVICES LLC		188	282	60%	470
AFC URGENT CARE FAMILY CARE			469	100%	469
Quest Diag Unspecifd	1	317	150	32%	468
MANOR AT CARPENTERS		441	27	6%	468

COVID-19: testing by laboratory

Data through Mar 9, 2021 verified as of Mar 10, 2021 at 09:25 AM

Data in this report are provisional and subject to change.

The numbers in the table below represent the number of Florida and non-Florida residents for whom test results were received by the Department of Health. A person can be tested by more than one laboratory and can have both positive and negative results. **Therefore, the sum of the numbers in each column will be larger than the total number of people tested.**

Reporting lab	Inconclusive	Negative	Positive	Percent positive	Total
NAVAL HOSPITAL - JACKSONVILLE		136	332	71%	468
BENTON PEDIATRICS INC		420	48	10%	468
LITTLE PINE PEDIATRICS PLLC	3	406	58	12%	467
FLORIDA HOSPITAL WAUCHULA		331	134	29%	465
PARKLANDS FACILITY INC	4	419	42	9%	465
LIFE CARE CENTER OF PALM BAY□		438	27	6%	465
SHORE ACRES CARE CENTER		429	35	8%	464
DBI HEALTH INC		448	15	3%	463
ORLANDO HEALTH CENTER FOR REHABILITATION		450	13	3%	463
HERON POINTE HEALTH AND REHABILITATION	1	458	3	1%	462
BROOKDALE PALMER RANCH	1	403	57	12%	461
COLLIER URGENT CARE CENTERS CREEKSIDE		421	40	9%	461
PHYSICIANS PRIMARY CARE LAB	1	396	63	14%	460
CARENOW	2	255	201	44%	458
AUGUSTUS LABS LLC		362	94	21%	456
WILLISTON CARE CENTER		395	61	13%	456
CLARIDGE HOUSE NURSING CENTER		437	18	4%	455
BROWARD PARTNERSHIP	6	440	8	2%	454
STEWART SEBASTIAN RIVER MEDICAL CENTER		398	56	12%	454
ELLENTON PEDIATRICS		435	18	4%	453
CARE ONE OF FLORIDA	1	307	144	32%	452
Q ANSWER LAB	1	392	59	13%	452
AFC URGENT CARE SEMINOLE			448	100%	448
PALM GARDEN OF ORLANDO		414	33	7%	447
AFC URGENT CARE TYRONE		2	443	100%	445
NEW PLANT CITY FAMILY CARE	1	237	206	46%	444
DIAMOND RIDGE HEALTH AND REHABILITATION CENTER		422	22	5%	444
NEW YORK PRESBYTERIAN - CUMC CLINICAL		425	18	4%	443
NORTH FLORIDA REHABILITATION & SPECIALTY CARE□		436	6	1%	442
SIGNATURE HEALTHCARE OF BROOKWOOD GARDENS		436	6	1%	442
Solaris HealthCare Windermere		410	32	7%	442
SEMINOLE NURSING PAVILION		433	8	2%	441
SMA SPECIALTY MEDICAL LAB		119	321	73%	440
EMERITUS AT NAPLES	2	437	1	0%	440
RUSKIN HEALTH CENTER		267	173	39%	440
FLORIDA HOSPITAL MEDICAL GROUP		269	169	39%	438
SOLARIS HEALTHCARE OSCEOLA		415	22	5%	437
VITAS LUTHERAN TOWERS INPATIENT PROGRAM		373	64	15%	437
PRO HEALTH		188	247	57%	435
SUNSHINE URGENT CARE LLC		288	147	34%	435
GANDY CROSSING CARE CENTER	1	419	14	3%	434
ST ANDREWS BAY SKILLED NURSING &		374	60	14%	434
PALM GARDEN OF WINTER HAVEN	3	414	16	4%	433
CONSULATE HEALTH CARE OF BAYONET POINT	4	422	7	2%	433
Ocala Health and Rehabilitation Center		411	21	5%	432
Cypress Cove Care Center		331	100	23%	431
APP-UNIPATH, LLC	2	413	15	3%	430

COVID-19: testing by laboratory

Data through Mar 9, 2021 verified as of Mar 10, 2021 at 09:25 AM

Data in this report are provisional and subject to change.

The numbers in the table below represent the number of Florida and non-Florida residents for whom test results were received by the Department of Health. A person can be tested by more than one laboratory and can have both positive and negative results. **Therefore, the sum of the numbers in each column will be larger than the total number of people tested.**

Reporting lab	Inconclusive	Negative	Positive	Percent positive	Total
AVECINA MEDICAL JULINGTON	1	240	189	44%	430
FLORIDA DEPT OF HEALTH IN BREVARD COUNTY	3	363	63	15%	429
PALM GARDEN OF OCALA		330	98	23%	428
MEDIPATH		19	407	96%	426
Darcy Hall Of Life Care		412	12	3%	424
BROOKSVILLE HEALTHCARE CENTER LLC		410	13	3%	423
Colonial Lakes Health Care		384	38	9%	422
PENSACOLA PEDIATRICS PA - TIGER POINT	18	395	8	2%	421
Bardmoor Oaks Healthcare and Rehabilitation Center		410	11	3%	421
MINUTECLINIC LLC, #10357		419	1	0%	420
GARCIA CLINICAL LABORATORY		28	392	93%	420
Santa Rosa Center for Rehabilitation and Healing		350	69	16%	419
NAPLES CHILDREN'S URGENT CARE		364	53	13%	417
HEALTHY STEPS PEDIATRICS		370	47	11%	417
SPEARHEAD MEDICAL		361	55	13%	416
LEHIGH REGIONAL MEDICAL CENTER LAB		371	45	11%	416
SOLARIS HEALTHCARE MERRITT ISLAND		371	41	10%	412
STARKE FAMILY MEDICAL CENTER		323	89	22%	412
Solaris Healthcare Daytona	2	362	46	11%	410
THE PALACE MANAGEMENT - THE PALACE AT CORAL GABLES		407	3	1%	410
ANCIENT CITY PEDIATRICS	1	393	16	4%	410
MINUTECLINIC LLC #3671		366	44	11%	410
MEDSCAN LABORATORY INC	1	192	214	53%	407
LIFEBRITE	1	210	195	48%	406
ORCHARD PARK HEALTH & REHABILITATION		401	5	1%	406
TIDE LABORATORIES		362	43	11%	405
TIDEWELL HOSPICE INC	2	396	7	2%	405
FLORIDA DEPARTMENT OF HEALTH		356	49	12%	405
Timberridge Center for Rehabilitation and Healing		370	34	8%	404
ROLLINS COLLEGE WELLNESS CENTER		130	272	68%	402
INDIAN RIVER CTR, LLC		352	50	12%	402
CLERMONT HEALTH AND REHABILITATION CENTER		370	32	8%	402
ABBAY DELRAY		397	5	1%	402
ADDINGTON PLACE AT WELLINGTON GREEN		392	9	2%	401
FG RAPID RESULTS	2	146	253	63%	401
VITAS HEALTHCARE CORPORATION		394	5	1%	399
TREASURE COAST COMMUNITY HEALTH	3	328	65	16%	396
Manatee Springs Rehabilitation and Nursing Center		375	20	5%	395
MAGNOLIA FAMILY URGENT CARE		355	40	10%	395
MINI ER AND URGENT CARE		289	105	27%	394
WHITE WILSON MEDICAL CENTER PA - NAVARRE		282	112	28%	394
ASSOCIATESMD MEDICAL GROUP INC		334	59	15%	393
AFC URGENT CARE		68	323	83%	391
PW WINDERMERE SUBTENANT LLC		389	1	0%	390
AMEERAH LABS, LLC	2	305	82	21%	389
BARBER		13	376	97%	389
SOLARIS HEALTHCARE BAYONET POINT		372	16	4%	388

COVID-19: testing by laboratory

Data through Mar 9, 2021 verified as of Mar 10, 2021 at 09:25 AM

Data in this report are provisional and subject to change.

The numbers in the table below represent the number of Florida and non-Florida residents for whom test results were received by the Department of Health. A person can be tested by more than one laboratory and can have both positive and negative results. **Therefore, the sum of the numbers in each column will be larger than the total number of people tested.**

Reporting lab	Inconclusive	Negative	Positive	Percent positive	Total
PALMS OF SEBRING		353	34	9%	387
NURSING PLUS OF BROWARD LLC		371	15	4%	386
ADVENTHEALTH EXPRESS CARE AT		315	71	18%	386
MOOSEHAVEN HEALTH CENTER		348	38	10%	386
GOOD SAMARITAN CENTER		382	3	1%	385
FHMG FLORIDA HOSPITAL MEDICAL GROUP		345	37	10%	382
Destin Healthcare and Rehabilitation Center	1	341	40	10%	382
FLORIDA DEPARTMENT OF HEALTH IN LIBERTY COUNTY	2	284	96	25%	382
FAMILY CARE PARTNERS OF NORTHEAST FLORIDA LLC		308	74	19%	382
BROOKDALE PADDOCK HILLS	2	377	2	1%	381
SUNLAND MARIANNA COX MEDICAL CENTER		336	42	11%	378
EPN URGENT CARE		44	334	88%	378
PINES OF SARASOTA		373	4	1%	377
VILLAGE DOCTORS OF KEYSTONE		296	81	21%	377
MILLER BIOCONNECT		339	38	10%	377
ADVENTHEALTH MEDICAL GROUP PROMPT CAR	1	268	107	28%	376
BAYA PHARMACY WEST		8	368	98%	376
BLOUNTSTOWN REHABILITATION CENTER LLC		270	106	28%	376
HEALTHWORKS MED GROUP OF FLORIDA PA	3	364	8	2%	375
LIFE CARE PONTE VEDRA INC		367	8	2%	375
DIAGNOSTIC & CLINICAL CARE SERVICES INC DBA		300	75	20%	375
ORLANDO VA MEDICAL CENTER			374	100%	374
FAIR HAVENS CENTER, OPCO		367	6	2%	373
HOSPICE OF THE FLORIDA SUNCOAST,THE		370	3	1%	373
Life Care Center of Ocala		304	69	18%	373
UR MEDICINE LABS- CENTRAL LABORATORY		350	22	6%	372
ACCESS MEDICAL CENTER	1	344	27	7%	372
Bayside Care Center	1	351	20	5%	372
HENDRY REGIONAL MEDICAL CENTER		107	265	71%	372
ST PETERSBURG PEDIATRICS-PARK BLVD		338	34	9%	372
URGENT CARE BETHESDA	1	318	52	14%	371
BREVARD HEALTH ALLIANCE INC, THE		351	19	5%	370
FLOMEDILAB		153	217	59%	370
Stacey Health Care Centers Inc. dba Riverside Care Center		340	29	8%	369
ADVENT HEALTH - TAMPA		148	220	60%	368
BAPTIST PRIMARY CARE, INC		340	28	8%	368
TRENTON MEDICAL CENTER INC DBA PALMS MEDICAL GROUP	4	270	93	25%	367
INTERNAL MEDICINE & PEDIATRICS OF TAMPA BAY PA		312	55	15%	367
UNIVERSITY OF TAMPA STUDENT HEALTH AND SHC CLINICAL LABORATORY		215	152	41%	367
PEDIATRIC ASSOCIATES OF OCALA PA		336	31	8%	367
SEA BREEZE REHAB AND NURSING CENTER□		355	9	2%	364
QUALITOX LABORATORIES		190	173	48%	363
ABBOTT DIAGNOSTICS		346	17	5%	363
INFORM DIAGNOSTICS		354	9	2%	363
NATIONS BEST FAMILY HEALTH CARE		184	178	49%	362
PEDIATRICS BY THE SEA		349	13	4%	362
PruittHealth Panama City	1	297	64	18%	362

COVID-19: testing by laboratory

Data through Mar 9, 2021 verified as of Mar 10, 2021 at 09:25 AM

Data in this report are provisional and subject to change.

The numbers in the table below represent the number of Florida and non-Florida residents for whom test results were received by the Department of Health. A person can be tested by more than one laboratory and can have both positive and negative results. **Therefore, the sum of the numbers in each column will be larger than the total number of people tested.**

Reporting lab	Inconclusive	Negative	Positive	Percent positive	Total
HEALTH CENTRAL PARK		295	66	18%	361
solaris Healthcare Parkway	2	341	17	5%	360
HARDEE MANOR HEALTH CARE CENTER	1	355	3	1%	359
SERENADES IN THE VILLAGES		305	53	15%	358
FLORIDA HOSPITAL HEARTLAND MED CTR LAKE PLACID		269	89	25%	358
TRI-COUNTY NURSING AND REHABILITATION CENTER INC		342	15	4%	357
BRISTOL AT TAMPA, THE	4	344	8	2%	356
VETERANS AFFAIRS MEDICAL CENTER - LAKE CITY		52	304	85%	356
FLORIDA HEART & VASCULAR MULTISPECIALTY GROUP PA		259	96	27%	355
HAINES CITY REHABILITATION AND NURSING CENTER		331	24	7%	355
SUN COUNTRY PEDIATRICS PLLC	9	314	31	9%	354
MY CLINICAL LAB		224	129	37%	353
ST PETERSBURG PEDIATRICS-SEMINOLE BLVD		288	65	18%	353
VILLAGE AT VIENNA SQUARE,THE	6	329	17	5%	352
MEDFAST URGENT CARE CENTER		122	230	65%	352
MANORCARE HEALTH SERVICES - VENICE		297	55	16%	352
BAYSHORE DIAGNOSTICS		310	41	12%	351
SANFORD LABORATORIES		325	26	7%	351
PORT SAINT LUCIE HOSPITAL		342	9	3%	351
CORAL BAY HEALTHCARE AND REHABILITATION	1	338	12	3%	351
SIPARADIGM, DIAGNOSTIC INFORMATICS		273	77	22%	350
NATURE COAST MEDICAL GROUP		257	93	27%	350
KINDRED HOSPITAL	9	323	17	5%	349
SIGNATURE HEALTHCARE OF NORTH FLORIDA		345	4	1%	349
ORCHARD RIDGE CARE AND REHABILITATION CENTER		329	19	5%	348
CHAUTAUQUA REHABILITATION AND NURSING CENTER		338	9	3%	347
Palmetto Subacute Care Center		336	11	3%	347
PALM GARDEN OF WEST PALM BEACH	4	327	15	4%	346
HEALTH DESIGNS		332	14	4%	346
ADVENTHEALTH EXPRESS CARE AT WALGREENS 49TH STREET		293	52	15%	345
MANOR CARE OF BOYNTON BEACH LLC		321	24	7%	345
HARDEE COUNTY HEALTH DEPARTMENT		277	67	19%	344
Palm Garden of Largo		339	4	1%	343
USAFSAM/PHE		174	168	49%	342
ADVENT HEALTH CENTRA CARE - PALM COAST		80	261	77%	341
Marshall Health and Rehabilitation Center		292	49	14%	341
Bay Breeze Senior Living and Rehabilitation Center		287	53	16%	340
CORAL TRACE HEALTH CARE	2	333	5	1%	340
SABAL DIRECT PRIMARY CARE, PA		281	59	17%	340
ARCPOINT LABS OF SARASOTA MANATEE		261	78	23%	339
WELL HEALTH WORKS	1	303	35	10%	339
MOBILE MEDICAL ASSOCIATES PL	10	287	42	12%	339
VILLAGE DOCTORS FAMILY MEDICAL CENTER OF		275	64	19%	339
SELECT REFERENCE LABORATORIES, LLC	1	326	12	4%	339
COLOR GENOMICS, INC.	2	330	6	2%	338
FAIRWAY OAKS CENTER LLC	6	324	6	2%	336
TRINITY REGIONAL REHAB CENTER		321	15	4%	336

COVID-19: testing by laboratory

Data through Mar 9, 2021 verified as of Mar 10, 2021 at 09:25 AM

Data in this report are provisional and subject to change.

The numbers in the table below represent the number of Florida and non-Florida residents for whom test results were received by the Department of Health. A person can be tested by more than one laboratory and can have both positive and negative results. **Therefore, the sum of the numbers in each column will be larger than the total number of people tested.**

Reporting lab	Inconclusive	Negative	Positive	Percent positive	Total
BONIFAY NURSING AND REHAB CENTER		306	30	9%	336
DIGNITY HEALING, LLC		320	15	4%	335
ATLANTIC SHORES NURSING AND REHAB CENTER	1	325	9	3%	335
BARTON HEALTH ALLIANCE	3	286	45	13%	334
MEMPHIS PATHOLOGY LABORATORY	4	311	19	6%	334
CRONOS CLINICAL LABORATORY	22	220	91	27%	333
NORTH PINELLAS STATMED QUICK QUALITY CLINICS		236	97	29%	333
ADVENT HEALTH - DELTONA ER		271	61	18%	332
PLANT CITY PEDIATRICS	1	268	63	19%	332
WELL-BEING MEDICAL CENTER PLLC		306	25	8%	331
OCEAN VIEW NURSING AND REHAB CENTER		315	16	5%	331
Life Care Center at Wells Crossing		309	21	6%	330
ONESTOP MEDICAL AND URGENT CARE LLC		285	44	13%	329
QUOTIENT SCIENCES		317	11	3%	328
SPECIALTY HEALTH AND REHABILITATION CENTER		301	25	8%	326
BAY VILLAGE OF SARASOTA INC		323	3	1%	326
FL HUD DESTIN, LLC D/B/A GRAND BOULEVARD HEALTH		288	38	12%	326
PIONEER CLINICAL LAB, LLC		212	113	35%	325
KISSIMMEE FACILITY OPERATIONS LLC		302	23	7%	325
LIFE CARE CENTER OF WINTER HAVEN		307	18	6%	325
TAMARAC REHABILITATION & HEALTH CENTER		322	3	1%	325
MIDWAY SPECIALTY CARE CENTER	3	207	114	35%	324
SILVER CREEK SENIOR LIVING COMMUNITY		319	5	2%	324
AVANTE AT MT DORA		320	4	1%	324
AYERS HEALTH & REHABILITATION CENTER		318	6	2%	324
HCSO OCCUPATIONAL HEALTH AND WELLNESS CENTER		253	70	22%	323
SPRINGTREE REHAB & HEALTH CARE CENTER		302	21	7%	323
ROSEWOOD HEALTH AND REHABILITATION CENTER		301	21	7%	322
DELTONA HEALTH CARE		298	24	7%	322
AVENTURA REHAB AND NURSING CENTER		309	12	4%	321
LAKE EUSTIS HEALTH AND REHABILITATION CENTER		314	7	2%	321
FAMILY EXPRESS URGENT CARE		5	315	98%	320
LabCorp (Non-Interfaced)	1	124	194	61%	319
HEALTH PARK CARE CENTER		314	4	1%	318
PruittHealth Santa Rosa		225	92	29%	317
ELMHURST HOSPITAL CENTER	1	288	28	9%	317
KENNEDY PAIN CLINIC GROUP LLC		284	31	10%	315
AMBULATORY SURGERY CENTER OF BOCA RATON LTD		311	4	1%	315
BIOCEPT		293	22	7%	315
THE SPRINGS AT BOCA CIEGA BAY		305	9	3%	314
The Care Center at Pinellas Park	1	304	8	3%	313
MEDICAL CENTER AT OCEAN REEF,THE		297	16	5%	313
PALMS REHABILITATION AND HEALTHCARE CENTER		276	37	12%	313
ST LUCIE EMPLOYEE HEALTH & WELLNESS CENTER		307	6	2%	313
SAMANTHA WILSON CARE CENTER	4	300	9	3%	313
RIVERS FAMILY MEDICINE PA		233	80	26%	313
GENESIS MEDICAL LABORATORY MIAMI FL.		83	230	73%	313

COVID-19: testing by laboratory

Data through Mar 9, 2021 verified as of Mar 10, 2021 at 09:25 AM

Data in this report are provisional and subject to change.

The numbers in the table below represent the number of Florida and non-Florida residents for whom test results were received by the Department of Health. A person can be tested by more than one laboratory and can have both positive and negative results. **Therefore, the sum of the numbers in each column will be larger than the total number of people tested.**

Reporting lab	Inconclusive	Negative	Positive	Percent positive	Total
WHITE-WILSON MEDICAL CENTER - NICEVILLE		276	36	12%	312
MEDEXPRESS LUTZ		3	309	99%	312
REHABILITATION CENTER OF LAKE CITY, THE		284	28	9%	312
KEY WEST HEALTH AND REHAB	1	304	7	2%	312
Life Care Center of Punta Gorda	1	298	13	4%	312
GOOD SAMARITAN SOCIETY-DAYTONA		291	20	6%	311
PEDIATRIC HEALTH CARE ALLIANCE, PA		277	33	11%	310
AVELLINO LAB USA, INC	1	295	12	4%	308
JACKSON PLAZA NURSING & REHAB CENTER	6	296	6	2%	308
SEASIDE HEALTH AND REHABILITATION CENTER		250	57	19%	307
PHYSICIANS REGIONAL WALK-IN		185	120	39%	305
HOLISTIX TREATMENT CENTERS		297	7	2%	304
BAPTIST PRIMARY CARE INC	1	277	25	8%	303
ARGO SENIOR LIVING AT HAVERHILL		284	19	6%	303
REGENTS PARK OF BOCA RATON		300	3	1%	303
ELMCROFT PINECREST	1	280	22	7%	303
LUTHERAN HAVEN		294	9	3%	303
FAMILY CARE PARTNERS OF NE FLORIDA LLC		231	72	24%	303
24/7 PEDIATRIC CARE CENTERS INC		283	19	6%	302
HOLIDAY CVS LLC DBA CVS/PHARMACY #0440		293	9	3%	302
SOUTHWEST ORLANDO FAMILY MEDICINE, PL		253	49	16%	302
ST JAMES HEALTH AND REHABILITATION CENTER		217	85	28%	302
ST JUDE CHILDREN'S RESEARCH HOSPITAL		286	15	5%	301
HOLLEY NAVARRE MEDICAL CLINIC		223	78	26%	301
WALGREENS 3173		274	25	8%	299
BOCA BIOLISTICS REFERENCE LABORATORY	2	185	112	37%	299
SOUTHERN LABORATORY SERVICES OF NWF		266	32	11%	298
HEATHER HILL HEALTHCARE CENTER		252	46	15%	298
SAINTS 120 LLC	1	263	34	11%	298
Coastal Health and Rehabilitation Center		286	11	4%	297
ENCOMPASS HEALTH REHABILITATION HOSPITAL OF SUNRISE	8	283	6	2%	297
BUENA VISTA URGENT CARE		264	32	11%	296
BROOKDALE DESTIN		284	12	4%	296
COMMUNITY HEALTH AND REHABILITATION CENTER		234	62	21%	296
OSPREY LODGE		237	59	20%	296
TUSKAWILLA NURSING AND REHAB CENTER	2	286	7	2%	295
CROSS POINTE CARE CENTER	2	286	6	2%	294
FLORIDA HEALTH CARE PLANS			294	100%	294
Parkview Rehabilitation Center at Winter Park		286	8	3%	294
LASER & SURGERY CENTER OF THE PALM BEACHES		292	1	0%	293
NORTHWEST MEDICAL CENTER CLINICAL LABORATORY		175	118	40%	293
LAKELAND REGIONAL HEALTH SYSTEMS INC		26	266	91%	292
EXCEL PEDIATRICS		242	50	17%	292
JACKSONVILLE KIDS PEDIATRICS, PLLC		259	33	11%	292
SOLARIS HEALTHCARE LAKE BENNET		258	34	12%	292
BAY COUNTY SHERIFFS OFFICE JAIL FACILITY		247	45	15%	292
HOMESTEAD MANOR	2	250	40	14%	292

COVID-19: testing by laboratory

Data through Mar 9, 2021 verified as of Mar 10, 2021 at 09:25 AM

Data in this report are provisional and subject to change.

The numbers in the table below represent the number of Florida and non-Florida residents for whom test results were received by the Department of Health. A person can be tested by more than one laboratory and can have both positive and negative results. **Therefore, the sum of the numbers in each column will be larger than the total number of people tested.**

Reporting lab	Inconclusive	Negative	Positive	Percent positive	Total
ESTERO ISLAND MEDICAL CENTER		229	63	22%	292
LONGWOOD FAMILY PRACTICE		222	69	24%	291
CLARE BRIDGE ORMOND BEACH	1	290			291
TAVARES PEDIATRICS		245	45	16%	290
ROSEN MEDICAL CENTER		249	41	14%	290
AUBURN UNIVERSITY MEDICAL CLINIC		227	62	21%	289
PALM GARDEN OF GAINESVILLE	2	285	2	1%	289
MANORCARE AT LELY PALMS		283	5	2%	288
URGENT CARE EXPRESS LLC		1	286	100%	287
CONSULATE HEALTH CARE OF SAFETY HARBOR		281	6	2%	287
BROOKDALE LAKE TAVARES		282	5	2%	287
RULEME CENTER	2	258	26	9%	286
BRIDGEWATER PARK HEALTH AND REHAB		257	29	10%	286
TALLAHASSEE NHHI LLC	1	257	27	9%	285
JAMES A HALEY VETERANS HOSPITAL			284	100%	284
FRICKS PHARMACY		222	61	22%	283
AURORA DIAGNOSTICS BERNHARDT LABORATORIES PATHOLOGY SERVICE		190	93	33%	283
MANOR CARE OF NAPLES FL LLC		279	3	1%	282
BETHESDA HEALTH URGENT CARE		218	64	23%	282
BEAR CREEK NURSING CENTER		277	5	2%	282
AVANTE AT LEESBURG INC		280	1	0%	281
AMERICAN HEALTH ASSOCIATES INC	1	263	17	6%	281
Solaris Healthcare Coconut Creek		274	6	2%	280
BAYA POINTE NURSING AND REHABILITATION		197	83	30%	280
ACCURATE DIAGNOSTIC LABS, INC		263	16	6%	279
DOCTORS MEMORIAL HOSPITAL		155	124	44%	279
PERSONALIZED GENETIC TESTING	1	182	95	34%	278
Life Care Center at Inverrary		271	7	3%	278
SILVERCREST HEALTH AND REHABILITATION CENTER	3	266	8	3%	277
WESTCHESTER GARDENS LIMITED PARTNERSHIP		271	6	2%	277
PRUITT HEALTH-SANTA ROSA		275	2	1%	277
W FRANK WELLS NURSING HOME		249	28	10%	277
ADVANCED AMBULATORY SURGERY CENTER		263	13	5%	276
VILLAGES REGIONAL HOSPITAL SURGERY CENTER LLC, THE		218	58	21%	276
HARBOURWOOD	1	271	4	1%	276
Rehabilitation Center for Park Place LLC		265	11	4%	276
renaissance health and rehabilitation center		257	18	7%	275
Glades West Rehabilitation and Nursing Center		266	8	3%	274
DAVID SCOTT MADWAR MD PA□		245	27	10%	272
DEPARTMENT OF HEALTH BUREAU OF FAMILY		268	3	1%	271
NASSAU COUNTY JAIL		228	43	16%	271
Solaris HealthCare Imperial		262	8	3%	270
Premier Place at The Glenview		260	9	3%	269
UNIVERSITY OF CENTRAL FLORIDA HEALTH SERVICES		267	1	0%	268
The Grove Health and Rehabilitation		245	23	9%	268
ADVENT HEALTH CARE CENTER	9	246	13	5%	268
AVON PARK PEDIATRICS INC	3	240	24	9%	267

COVID-19: testing by laboratory

Data through Mar 9, 2021 verified as of Mar 10, 2021 at 09:25 AM

Data in this report are provisional and subject to change.

The numbers in the table below represent the number of Florida and non-Florida residents for whom test results were received by the Department of Health. A person can be tested by more than one laboratory and can have both positive and negative results. **Therefore, the sum of the numbers in each column will be larger than the total number of people tested.**

Reporting lab	Inconclusive	Negative	Positive	Percent positive	Total
SIGNATURE HEALTHCARE AT THE COURTYARD		219	47	18%	266
CHIPOLA HEALTH AND REHAB		249	17	6%	266
ST CATHERINE'S WEST REHABILITATION HOSPITAL		254	12	5%	266
ADVENT HEALTH CENTRA CARE - ORMOND BEACH		113	153	58%	266
SERANADES BY SONATA WEST ORANGE		236	29	11%	265
MY HEALTHY BLUEPRINT BY BAPTIST HEALTH CARE		216	49	18%	265
LAKE PARK OF MADISON		256	9	3%	265
BRENTWOOD RETIREMENT COMMUNITY	5	228	31	12%	264
LA MER NH LLC		259	5	2%	264
Life Care Center of Sarasota		250	13	5%	263
HAVEN OF OUR LADY OF PEACE INC		255	8	3%	263
ADVENT HEALTH - TIMBERRIDGE ER		222	41	16%	263
DAYTONA BEACH HEALTH AND REHAB CENTER		262			262
HUNT CLUB PEDIATRIC ASSOCIATES, P.A.		223	39	15%	262
PAVILION FOR HEALTHCARE, THE		260	2	1%	262
VETERANS AFFAIRS MEDICAL CENTER - MIAMI		2	259	99%	261
PROTEUS MOLECULAR AND CLINICAL LAB	1	149	111	43%	261
CLIFFORD CHESTER SIMS VA NURSING HOME		251	9	3%	260
West Melbourne Health and Rehabilitation Center		259	1	0%	260
STERLING HOUSE OF DELAND		259	1	0%	260
Vi at Lakeside Village Skilled Nursing		254	6	2%	260
ARTHREX MEDICAL CENTER	1	155	104	40%	260
CONSULATE HEALTHCARE OF KISSIMMEE		247	12	5%	259
WIMAUMA COMMUNITY HEALTH CENTER		210	49	19%	259
PENSACOLA PEDIATRICS, PA		242	17	7%	259
LODGE HEALTH AND REHABILITATION CENTER, THE		226	32	12%	258
PALM BEACH PEDIATRICS PA	2	224	32	12%	258
FIRST CHOICE PRIMARY CARE		207	51	20%	258
CENTERSTONE OF FLORIDA		241	17	7%	258
FLORIDA WOMAN CARE LABORATORY LLC		232	26	10%	258
Sunset Point Center		254	4	2%	258
TIERRA PINES CENTER		245	12	5%	257
USA HEALTH UNIVERSITY HOSPITAL CLINICAL LABORATORY	1	245	10	4%	256
FOUNTAIN INN NURSING & REHABILITATION CTR, INC		250	6	2%	256
ADVENT HEALTH - WESTCHASE ER		216	40	16%	256
OKEECHOBEE COUNTY HEALTH DEPT	1	173	82	32%	256
Heartland Healthcare of Ft. Myers	1	253	1	0%	255
WESTWOOD HEALTHCARE SNF		209	46	18%	255
BERNHARDT LABORATORIES	1	201	53	21%	255
RIVERWOOD HEALTH NH LLC		216	39	15%	255
HOSPICE OF LAKE & SUMTER INC	1	248	5	2%	254
BROWARD NURSING & REHABILITATION CTR	8	234	12	5%	254
SHELL POINT VILLAGE MEDICAL CENTER		246	7	3%	253
ABBOTT LABORATORIES		166	87	34%	253
CHIPOLA MEDICAL ASSOCIATES, LLC		178	75	30%	253
MARTIN MEMORIAL MEDICAL CENTER LAB		128	125	49%	253
Chatsworth at PGA National, LLC		240	12	5%	252

COVID-19: testing by laboratory

Data through Mar 9, 2021 verified as of Mar 10, 2021 at 09:25 AM

Data in this report are provisional and subject to change.

The numbers in the table below represent the number of Florida and non-Florida residents for whom test results were received by the Department of Health. A person can be tested by more than one laboratory and can have both positive and negative results. **Therefore, the sum of the numbers in each column will be larger than the total number of people tested.**

Reporting lab	Inconclusive	Negative	Positive	Percent positive	Total
Consulate Health Care of North Fort Myers		238	12	5%	250
FLORIDA KEYS PEDIATRICS & ADOLESCENT CENTER		238	12	5%	250
BUREAU OF CLINICAL LABORATORIES		208	41	16%	249
CARRINGTON PLACE OF ST PETE LLC		242	6	2%	248
SARAPATH DIAGNOSTICS		129	118	48%	247
MIAMI JEWISH HEALTH SYSTEMS, INC	4	234	9	4%	247
FORT MYERS REHABILITATION AND NURSING CENTER		221	26	11%	247
KR at Hillsborough Lakes/Lutz Healthcare		236	10	4%	246
AVECINA MOBILE		121	125	51%	246
Heritage Healthcare at Tallahassee		239	7	3%	246
STATMED QUICK QUALITY CLINIC AT NORTH PINELLAS		66	180	73%	246
CHEEK AND SCOTT DRUGS INC		201	45	18%	246
ARBOR FACILITY INC		246			246
Surrey Place Healthcare and Rehabilitation		243	2	1%	245
AMERICAN FINNISH NURSING HOME	2	236	7	3%	245
ROSEWOOD HEALTHCARE & REHABILITATION CENTER		239	6	2%	245
ST MARK VILLAGE	1	239	5	2%	245
WHITE WILSON MEDICAL IMMEDIATE CARE NICEVILLE		31	213	87%	244
MALABAR/ADVENT CENTRA CARE		48	196	80%	244
AZALEA TRACE PHYSICIAN SERVICES		241	2	1%	243
CYPRESS COVE		237	6	2%	243
ADVENT HEALTH - ORLANDO		185	58	24%	243
Solaris Senior Living North Naples ALF		233	9	4%	242
ARCHER HEALTH VENTURES, LLC		217	25	10%	242
MACCLENNY NURSING AND REHAB		223	18	7%	241
GOOD SAMARITAN CARES		236	5	2%	241
FLORIDA CLINICAL LABORATORY-BIOREFERENCE LABORATORIES		91	150	62%	241
CLARE BRIDGE OF SARASOTA		238	2	1%	240
LUIS A GHIGLINO MD PA		231	9	4%	240
NORTH FLORIDA PEDIATRICS - MARIANNA		200	39	16%	239
PALM GARDEN OF AVENTURA		236	3	1%	239
ORANGE COUNTY HEALTH DEPT		228	11	5%	239
Crossbreeze care center	1	236	2	1%	239
EDGEWATER AT WATERMAN VILLAGE,THE		224	15	6%	239
BOND CLINIC, PA		175	64	27%	239
AMERICAN HOUSE SENIOR LIVING		189	50	21%	239
LAKESIDE NEUROLOGIC		228	10	4%	238
Cross Gardens Care Center		237	1	0%	238
TERRACES OF LAKE WORTH CARE CENTER☐		225	12	5%	237
HOMESTEAD VILLAGE		226	11	5%	237
AZALEA TRACE		224	13	5%	237
ADVENTHEALTH EXPRESS CARE AT WESLEY CH		212	24	10%	236
EMERALD COAST PEDIATRICS & ADOL		217	19	8%	236
FELLOWSHIP HOME AT THE FAIRWAY LLC		229	7	3%	236
HEARTLAND PEDIATRICS OF LAKE PLACID PA		206	30	13%	236
REGENTS PARK AT AVENTURA		221	14	6%	235
Concordia Village of Tampa AL		230	5	2%	235

COVID-19: testing by laboratory

Data through Mar 9, 2021 verified as of Mar 10, 2021 at 09:25 AM

Data in this report are provisional and subject to change.

The numbers in the table below represent the number of Florida and non-Florida residents for whom test results were received by the Department of Health. A person can be tested by more than one laboratory and can have both positive and negative results. **Therefore, the sum of the numbers in each column will be larger than the total number of people tested.**

Reporting lab	Inconclusive	Negative	Positive	Percent positive	Total
OAK HAMMOCK AT THE UNIVERSITY OF FLORIDA		229	6	3%	235
BHA CENTRAL COUNTY CLINIC		205	30	13%	235
DE LUNA HEALTH AND REHABILITATION CENTER		212	23	10%	235
BAY TREE CARE AND REHABILITATION CENTER		197	38	16%	235
Chatham Glen Healthcare and Rehabilitation Center		226	8	3%	234
UCC - WELLINGTON		3	230	99%	233
WASHINGTON REHAB AND NURSING		223	10	4%	233
Consulate Health Care of St. Petersburg		226	7	3%	233
BAYVIEW CENTER		227	5	2%	232
ST AUGUSTINE HEALTH & REHAB CENTER		231	1	0%	232
TGH		1	231	100%	232
ATLANTIC URGENT CARE		155	77	33%	232
MANDARIN PEDIATRICS		210	22	9%	232
ARCPPOINT LABS OF ST PETERSBURG		152	79	34%	231
ManorCare Health Services-Palm Harbor	1	229			230
LYNN HAVEN SPORTS COMPLEX-WALKON CLINIC		21	208	91%	229
PEDIATRICS IN BREVARD PA		188	41	18%	229
APLS SERVICES LLC D/B/A CLEAR DIAGNOSTICS	12	215	2	1%	229
FLORIDA ATLANTIC UNIVERSITY STUDENT HEALTH		190	38	17%	228
Lake Port Square Health Center		212	16	7%	228
WALGREENS 10670		204	24	11%	228
WATERMARK LAKE POINTE WOODS LLC		209	18	8%	227
PARKS HEALTHCARE & REHABILITATION CTR	4	211	11	5%	226
CONEY ISLAND HOSPITAL		219	7	3%	226
Lakewood Nursing Center		196	29	13%	225
JACKSONVILLE UNIVERSITY	1	211	13	6%	225
DAIRY ROAD URGENT CARE	2	108	115	51%	225
PONTE VEDRA GARDENS		224	1	0%	225
Avante at Inverness		223	1	0%	224
CITY OF PORT SAINT LUCIE		208	16	7%	224
WIREGRASS DIRECT PRIMARY CARE PLLC		190	33	15%	223
LEHIGH VALLEY GENOMICS			223	100%	223
PINNACLES PEDS CARE PA		222			222
NORTH FLORIDA PEDIATRICS PA - DUVAL		193	29	13%	222
ARDEN COURTS OF TAMPA	2	215	5	2%	222
SAMIR EBEID MD		198	23	10%	221
THE RESIDENCE AT TIMBER PINES	4	192	25	11%	221
DISCOVERY VILLAGE AT MELBOURNE		194	26	12%	220
WOOD LAKE HEALTH AND REHABILITATION CENTER		219			219
Boynton Beach Rehabilitation Center	2	213	4	2%	219
Signature healthcare of Jacksonville		214	5	2%	219
CCS - JOSEPH V CONTE		217	2	1%	219
Avante at Orlando		214	4	2%	218
ST. CLOUD REGIONAL MEDICAL CENTER		199	18	8%	217
ASCENSION MEDICAL GROUP		5	212	98%	217
LAKE PORT SQUARE		200	17	8%	217
THE MANOR AT CARPENTERS		185	32	15%	217

COVID-19: testing by laboratory

Data through Mar 9, 2021 verified as of Mar 10, 2021 at 09:25 AM

Data in this report are provisional and subject to change.

The numbers in the table below represent the number of Florida and non-Florida residents for whom test results were received by the Department of Health. A person can be tested by more than one laboratory and can have both positive and negative results. **Therefore, the sum of the numbers in each column will be larger than the total number of people tested.**

Reporting lab	Inconclusive	Negative	Positive	Percent positive	Total
BROOKDALE ATRIM WAY		210	6	3%	216
CORAL REEF NURSING & REHABILITATION CENTER		211	5	2%	216
220 GOLDEN, LLC	1	199	16	7%	216
PALM BEACH COUNTY FIREFIGHTERS HEALTH CLINIC, LLC		176	39	18%	215
EDGEWOOD NURSING CENTER		208	7	3%	215
FORT PIERCE HEALTH CARE		208	7	3%	215
GATEWAY/ADVENT CENTRA CARE	1	24	190	88%	215
LORI MCAULIFFE MD PA		189	25	12%	214
Orchid Cove at Sarasota		213	1	0%	214
NSPIRE HEALTHCARE LAUDERHILL		208	6	3%	214
AMELIA MEDICAL CARE		66	148	69%	214
BLOCK, NATION, CHASE, AND SMOLEN FAMILY MEDICINE		157	57	27%	214
SURREY PLACE CARE CENTER		207	6	3%	213
Consulate Healthcare of West Palm Beach		197	16	8%	213
ANGELS DIAGNOSTIC GROUP		169	44	21%	213
CONSULATE HEALTH CARE OF WINTER HAVEN		209	3	1%	212
POCONO MEDICAL CENTER		212			212
San Jose Health & Rehabilitation		206	6	3%	212
PCB CLINIC		167	45	21%	212
MACTOWN, INC		209	2	1%	211
SUPERIOR RESIDENCES OF PANAMA CITY BEACH		205	6	3%	211
LCS SANDHILL COVE LLC DBA	6	196	9	4%	211
LIFE CARE CENTER OF PORT ST. LUCIE		200	11	5%	211
SUNRISE DIAGNOSTIC LABORATORY		158	53	25%	211
VETERANS AFFAIRS ORLANDO VA MEDICAL CENTER			211	100%	211
DOCTORS MEMORIAL FAMILY MEDICINE	2	145	64	30%	211
HOLISTIC PEDIATRICS GROUP LLC		189	21	10%	210
GOOD SAMARITAN SOCIETY OF DELAND		199	11	5%	210
Taylor Care Center		204	5	2%	209
Whispering Oaks	11	175	23	11%	209
HEALTH FIRST - HOLMES REGIONAL MEDICAL CENTER		32	177	85%	209
THE PALACE NURSING AND REHABILITATION CENTER		209			209
CORAL GABLES NURSING & REHABILITATION CENTER		199	10	5%	209
LAKEVIEW INTERNAL MEDICINE		151	57	27%	208
Bayside Health and Rehabilitation		177	31	15%	208
PALMS MEDICAL GROUP HIGH SPRINGS		174	33	16%	207
RITECARE MEDICAL CENTER		136	71	34%	207
ADVENT HEALTH - LAKE NONA		179	28	14%	207
FULGENT GENETICS	2	165	40	19%	207
CHURCH OF SCIENTOLOGY FLAG SERVICE ORGANIZATION		205	2	1%	207
ST ANTHONYS REHABILITATION HOSPITAL	9	195	2	1%	206
RENAISSANCE AT THE TERRACES		205	1	0%	206
PADDOCK RIDGE		202	3	1%	205
BORLAND GROOVER CLINIC	1	168	36	18%	205
Nspire Health Care Kendall		195	10	5%	205
COLONY CLUB ALF,THE	1	191	13	6%	205
GLENRIDGE ON PALMER RANCH,THE		195	8	4%	203

COVID-19: testing by laboratory

Data through Mar 9, 2021 verified as of Mar 10, 2021 at 09:25 AM

Data in this report are provisional and subject to change.

The numbers in the table below represent the number of Florida and non-Florida residents for whom test results were received by the Department of Health. A person can be tested by more than one laboratory and can have both positive and negative results. **Therefore, the sum of the numbers in each column will be larger than the total number of people tested.**

Reporting lab	Inconclusive	Negative	Positive	Percent positive	Total
BROOKDALE OF SPRING HILL	9	192	2	1%	203
BOULEVARD REHABILITATION CENTER		190	13	6%	203
Sunnyside Nursing Home		200	3	1%	203
SOLARIS SENIOR LIVING VERO BEACH		196	7	3%	203
ADVENT HEALTH CENTRA CARE - DAYTONA BEACH		94	108	53%	202
POMPANO REHABILITATION AND NURSING CTR		202			202
ADVENT HEALTH CENTRA CARE - APOPKA NORTH		172	30	15%	202
PATHGROUP LABS LLC		97	105	52%	202
POLK COUNTY HEALTH DEPARTMENT		178	24	12%	202
GUEST HOUSE OCALA, THE		196	6	3%	202
CONSULATE HEALTH CARE OF MELBOURNE		196	5	2%	201
VAMC WEST PALM LAB		5	196	98%	201
EVENT MED SERVICES LABORATORY		196	5	2%	201
VILLAGE PLACE NH LLC		177	24	12%	201
Governors Creek Health and Rehabilitation	1	198	2	1%	201
INN AT ASTON GARDENS, THE		193	7	4%	200
HERITAGE HEALTHCARE AND REHABILITATION CENTER		195	5	3%	200
SOUTHLAND SUITES OF ORMOND BEACH	4	195			199
OAKBROOK HEALTH AND REHABILITATION CENTER	1	184	14	7%	199
ADVENT HEALTH - CARROLLWOOD	4	169	26	13%	199
LAUREL POINT CARE ACQUISITION LLC DBA SANDGATE GARDENS REHAB AND NURSI		171	27	14%	198
BODYK		194	4	2%	198
DEPARTMENT OF HEALTH & HUMAN SERVICES		198			198
SEAVIEW NURSING AND REHABILITATION CENTER		196	2	1%	198
CHILDREN MED CARE INC		166	32	16%	198
MORSELIFE MEMORY CARE RESIDENCE		189	9	5%	198
VI AT BENTLEY VILLAGE HOME CARE		196	1	1%	197
MATHISON RETIREMENT COMMUNITY, INC	1	188	8	4%	197
ABBIEJEAN RUSSELL CARE CENTER		195	1	1%	196
ST PETERSBURG PEDIATRICS-EAST BAY	1	163	32	16%	196
Cross Terrace REhabilitation		193	2	1%	195
NO FLORIDA PEDIATRICS, PA		168	27	14%	195
FLORIDA HEALTH CARE PLAN INC		2	193	99%	195
WHITE WILSON MEDICAL CENTER IMMEDIATE CARE		87	108	55%	195
BRADEN RIVER REHABILITATION CENTER LLC		194	1	1%	195
LAKE VIEW CARE CENTER AT DELRAY		189	6	3%	195
TARPON POINT NURSING AND REHABILITATION CENTER		191	3	2%	194
PALM HARBOR FAMILY PRACTICE & WALK-IN		147	47	24%	194
SARNO EXTENDED HOURS		124	69	36%	193
The Waterford		190	3	2%	193
CYPRESS POINT LIVING, LLC		177	15	8%	192
Flagler Health and Rehabilitation		189	3	2%	192
SANDY PINES	2	170	19	10%	191
BAY VUE NURSING AND REHABILITATION CENTER		181	10	5%	191
AMA MEDICAL GROUP LLC		159	32	17%	191
HEALTH LINK DIAGNOSTIC LABORATORIES		182	9	5%	191
MARTIN ACQUISITION 1 LLC DBA		178	13	7%	191

COVID-19: testing by laboratory

Data through Mar 9, 2021 verified as of Mar 10, 2021 at 09:25 AM

Data in this report are provisional and subject to change.

The numbers in the table below represent the number of Florida and non-Florida residents for whom test results were received by the Department of Health. A person can be tested by more than one laboratory and can have both positive and negative results. **Therefore, the sum of the numbers in each column will be larger than the total number of people tested.**

Reporting lab	Inconclusive	Negative	Positive	Percent positive	Total
NEO GENOMICS - FORT MYERS	1	183	6	3%	190
CSL PLASMA		31	159	84%	190
MIRACLE HILL NURSING & REHABILITATION CENTER INC		184	6	3%	190
SUNCOAST URGENT CARE		140	49	26%	189
MEDICAL CONSULTANTS OF FLORIDA LLC	1	155	33	17%	189
ARDEN COURTS OF SEMINOLE		148	41	22%	189
FINLAY CLINICAL LABORATORY INC		36	152	81%	188
OCEAN REEF MEDICAL CENTER		150	38	20%	188
WOMEN'S CARE FLORIDA LABORATORY		183	5	3%	188
PLANTATION NURSING & REHAB CENTER		187			187
DOS OF NORTH SHORES NURSING & REHAB CENTER		187			187
ADVANCED MEDICAL GROUP		1	186	99%	187
BOCA RATON REHABILITATION CENTER	4	180	3	2%	187
TUSCAN GARDENS OF PALM COAST		182	5	3%	187
ANTHEM LAKES LLC		151	35	19%	186
NIGHT LITE PEDIATRICS WINTER GARDEN		144	41	22%	185
LEESBURG PEDIATRICS		161	24	13%	185
ADVENT		172	13	7%	185
VIERA MANOR ASSISTED LIVING RESIDENCE		178	7	4%	185
PATRIOT MEDICAL LABORATORIES		177	8	4%	185
FIRST CHOICE PEDIATRICS SEMORAN		97	88	48%	185
GRACE PEDIATRICS		155	30	16%	185
PATHWAY PHARMACY		151	34	18%	185
ST. JAMES BAY HEALTH AND REHABILITATION CENTER		183	1	1%	184
BAPTIST HEALTH PRIMARY CARE	1	134	49	27%	184
GEORGIA DEPARTMENT OF PUBLIC HEALTH	1	5	178	97%	184
UNIVERSITY OF MIAMI		56	127	69%	183
ADVENT HEALTH CENTRA CARE - WESLEY CHAPEL		13	170	93%	183
PBC FIREFIGHTER BENEFIT FUND WELLNESS CENTER		147	36	20%	183
METROPOLITAN HOSPITAL CENTER		177	6	3%	183
FARAH MEDICAL		170	12	7%	182
CANTERFIELD OF CLAY COUNTY		144	38	21%	182
BROOKDALE ORANGE PARK		181	1	1%	182
HOSPITAL FOR SPECIAL SURGERY		179	3	2%	182
BARKLEY PLACE	1	177	4	2%	182
FLAGLER COUNTY DETENTION CENTER		174	8	4%	182
HOSPICE OF ST FRANCIS INC		174	7	4%	181
ST VINCENT'S AMBULATORY CARE INC DBA	2	155	24	13%	181
NADAL PEDIATRICS - VICTORIA STREET (3385)		153	28	15%	181
CARENOW LAKE MARY		45	135	75%	180
YOUR FAMILY WALK-IN CLINIC		13	167	93%	180
JACKSONVILLE NURSING AND REHAB CENTER		172	8	4%	180
PARTICLE THEORY LABS		161	19	11%	180
AFTER HOURS PEDIATRICS INC	1	1	178	99%	180
IMA MEDICAL GROUP		117	63	35%	180
STERLING HOUSE OF PUNTA GORDA		178	1	1%	179
ZON BEACHSIDE LLC		142	37	21%	179

COVID-19: testing by laboratory

Data through Mar 9, 2021 verified as of Mar 10, 2021 at 09:25 AM

Data in this report are provisional and subject to change.

The numbers in the table below represent the number of Florida and non-Florida residents for whom test results were received by the Department of Health. A person can be tested by more than one laboratory and can have both positive and negative results. **Therefore, the sum of the numbers in each column will be larger than the total number of people tested.**

Reporting lab	Inconclusive	Negative	Positive	Percent positive	Total
Emory L Bennett State Veterans Nursing Home		176	3	2%	179
LAKESIDE HEALTH CENTER		179			179
EDWARD J HEALEY REHAB & NURSING CENTER		178			178
SPRINGS AT LAKE POINTE WOODS		176	2	1%	178
GULF COAST MEDICAL CENTER		174	4	2%	178
ARDEN COURTS OF LARGO FL, LLC		156	22	12%	178
NEW YORK CITY DEPARTMENT OF HEALTH & MENTAL		145	33	19%	178
Heritage Park Rehabilitation & Healthcare		159	18	10%	177
LAB CORP	1	100	76	43%	177
ADVENT HEALTH CENTRA CARE - CARROLLWOOD		5	172	97%	177
PRIMECARE OF DOTHAN		123	54	31%	177
DISCOVERY VILLAGE AT NAPLES		159	17	10%	176
ALL SEASONS NAPLES LLC		171	5	3%	176
KINDRED HOSPITAL THE PALM BEACHES		170	5	3%	175
ORLANDO HEALTH EMERGENCY DEPARTMENT		163	12	7%	175
ASTON GARDENS AT PELICAN MARSH		169	5	3%	174
QUICK CARE MED LLC	1	121	52	30%	174
CANTERFIELD OF OCALA, LLC		163	11	6%	174
The Inn at Sarasota Bay Club		172	2	1%	174
GENE BY GENE		61	113	65%	174
US MEDICAL CARE, INC		154	19	11%	173
MIAMI VA HEALTHCARE SYSTEM			172	100%	172
The Ponce Therapy Care Center		168	4	2%	172
ALLSOUTH URGENT CARE		6	166	97%	172
ROSECASTLE OF CITRUS		142	30	17%	172
KENILWORTH CARE & REHABILITATION CENTER		162	10	6%	172
SOUTH BALDWIN REGIONAL MEDICAL CENTER		159	12	7%	171
CRYSTAL RIVER HEALTH & REHAB		171			171
WORKPLACE SCREENING INTELLIGENCE			171	100%	171
JUPITER MEDICAL CENTER URGENT CARE - STUART		124	47	27%	171
BROOKDALE FORT MYERS THE COLONY		167	4	2%	171
CENTRAL FLORIDA HEALTHCARE GROUP LLC		150	21	12%	171
FORT WALTON REHABILITATION CENTER		133	38	22%	171
BRIGHTON EGGERT PHARMACY INC		163	7	4%	170
ELLENTON PEDIATRICS PA		157	13	8%	170
HAWKINS FAMILY MEDICINE LLC	1	120	49	29%	170
EXOSOME DIAGNOSTICS	1	150	18	11%	169
MEDICATION ROOMS-CSU/CI NURSE STATION	1	157	11	7%	169
Life Care Center of Orlando		164	5	3%	169
CONCORD LIFE SCIENCES LLC	2	150	17	10%	169
TUSCAN GARDENS OF VENETIA MANAGEMENT COMPANY		155	13	8%	168
PANAMA CITY DEVELOPMENTAL CENTER		168			168
BENDERSON FAMILY SKILLED NURSING AND		151	17	10%	168
NORTH FLORIDA INTERNAL MEDICINE PA		134	34	20%	168
PHYSICIANS REGIONAL MEDICAL CENTER - PINE RIDGE		20	148	88%	168
ADVENT HEALTH CENTRA CARE - TEMPLE TERRACE	1	103	63	38%	167
BEACON AT GULF BREEZE, THE	2	156	9	5%	167

COVID-19: testing by laboratory

Data through Mar 9, 2021 verified as of Mar 10, 2021 at 09:25 AM

Data in this report are provisional and subject to change.

The numbers in the table below represent the number of Florida and non-Florida residents for whom test results were received by the Department of Health. A person can be tested by more than one laboratory and can have both positive and negative results. **Therefore, the sum of the numbers in each column will be larger than the total number of people tested.**

Reporting lab	Inconclusive	Negative	Positive	Percent positive	Total
URGENT CARE OF THE PALM BEACHES, NORTH PALM BEACH			167	100%	167
ROSECASTLE OF ZEPHRHILLS		164	3	2%	167
BAY EDUCATORS WELLNESS CENTER		110	57	34%	167
GLADES HEALTH CARE CENTER		163	3	2%	166
JUPITER MEDICAL CENTER URGENT CENTER		130	36	22%	166
THE ARLINGTON OF NAPLES INC.		162	3	2%	165
CITRUS HEALTH AND REHAB		132	33	20%	165
STERLING HOUSE OF WINTER HAVEN		162	3	2%	165
HIGHLANDS URGENT CARE			165	100%	165
OSPREY VILLAGE AT AMELIA ISLAND LTD		155	10	6%	165
SUWANNEE VALLEY NURSING CENTER		150	14	9%	164
SUMMERFIELD EMERGENCY ROOM		121	43	26%	164
PEDIATRICS OF GREATER ORLANDO		140	23	14%	163
COASTAL INTERNAL MEDICINE		125	38	23%	163
TRI COUNTY NURSING HOME		162	1	1%	163
JUNO DERMATOLOGY LLC		149	14	9%	163
WILLISTON PEDIATRICS PA	1	139	23	14%	163
PRECISION GENETICS, INC		157	6	4%	163
MEADOWCREST FAMILY PHYSICIANS		97	66	40%	163
BRADENTON HEALTH CARE		163			163
CAYUGA MEDICAL CENTER AT ITHACA		157	5	3%	162
WOODBIDGE FACILITY INC		156	5	3%	161
MILLENNIUM PHYSICIAN GROUP LLC		139	22	14%	161
LAKEVIEW TERRACE RETIREMENT COMMUNITY		144	17	11%	161
SOMERBY LAKE NONA		154	7	4%	161
DOLPHIN POINTE HEALTH CARE LLC		142	19	12%	161
KEYSTONE REHAB		160			160
MID FLORIDA PATHOLOGY LLC MOBILE UNIT #4		109	51	32%	160
GREENBRIAR REHABILITATION AND NURSING CENTER	1	159			160
MOBILE INFIRMARY MED CENTER PATH LAB		145	15	9%	160
ARCADIA HEALTH AND REHABILITATION CENTER		100	59	37%	159
BROOKDALE PENSACOLA		158	1	1%	159
BIOIQ		111	48	30%	159
HUNT CLUB PEDIATRIC ASSOCIATES PA		101	58	36%	159
SUNY UPSTATE MEDICAL UNIVERSITY		147	12	8%	159
PEDIATRIC SPECIALISTS MEDICAL GROUP☐	1	145	12	8%	158
WUESTHOFF REF LABORATORY			158	100%	158
WESLEY HAVEN VILLA	1	123	34	22%	158
ALTAMONTE MD			158	100%	158
DOCTORS MEMORIAL FAMILY PRACTICE	2	119	35	22%	156
HIGHLANDS LAKE CENTER		152	4	3%	156
TIMBERRIDGE NURSING HOME & REHAB		123	33	21%	156
Englewood Healthcare and Rehab		141	15	10%	156
LABCORP BURLINGTON		124	32	21%	156
ARDEN COURTS OF DELRAY BEACH FL LLC	3	143	10	6%	156
ANCHOR CARE AND REHABILITATION CENTER		155	1	1%	156
REGENCY PARK		138	18	12%	156

COVID-19: testing by laboratory

Data through Mar 9, 2021 verified as of Mar 10, 2021 at 09:25 AM

Data in this report are provisional and subject to change.

The numbers in the table below represent the number of Florida and non-Florida residents for whom test results were received by the Department of Health. A person can be tested by more than one laboratory and can have both positive and negative results. **Therefore, the sum of the numbers in each column will be larger than the total number of people tested.**

Reporting lab	Inconclusive	Negative	Positive	Percent positive	Total
CARE CENTERS OF NASSAU		153	3	2%	156
COCOA BEACH/ADVENT CENTRA		41	114	74%	155
PALMETTTO FACILITY INC	1	153			154
PRUITT HEALTH		152	2	1%	154
MIDWAY PRIMARY CARE, LLC	11	80	63	41%	154
FAWCETT MEMORIAL HOSPITAL-LAB		39	115	75%	154
HIALEAH SHORES NURSING AND REHAB CENTER		146	8	5%	154
DIAMOND RIDGE		147	7	5%	154
NORTH PORT REHABILITATION AND NURSING CENTER□		152	1	1%	153
A PLUS PEDIATRICS		135	18	12%	153
BARTRAM CROSSING		153			153
VIPEDIATRICS PLLC		140	13	8%	153
STAR CARE		134	19	12%	153
FLORIDA DEPARTMENT OF HEALTH IN TAYLOR COUNTY	1	108	43	28%	152
Kindred Hospital South Florida Hollywood SNU		145	7	5%	152
WEST COAST FAMILY MEDICAL CARE		120	31	21%	151
CHARTER SENIOR LIVING OF PANAMA CITY BEACH		130	21	14%	151
ARDEN COURTS OF FORT MYERS		147	4	3%	151
WALGREENS 4915	1	132	18	12%	151
POINTE, THE		122	28	19%	150
The Crossroads		149	1	1%	150
LABORATORY OF FLORIDA		97	53	35%	150
VIERA DEL MAR HEALTH AND REHABILITATION CENTER		146	4	3%	150
PRECISION HEALTH RESOURCES, LLC	1	133	15	10%	149
SUNNY HILLS ALF OF SEBRING INC		138	11	7%	149
SIGNATURE HEALTHCARE OF ORANGE PARK		146	3	2%	149
GOLD CHOICE SENIOR COMMUNITIES		109	40	27%	149
KRYSTAL BAY NURSING AND REHABILITATION		144	4	3%	148
PROVIDENCE HOSPITAL LABORATORY		140	8	5%	148
LAKE REGIONAL URGENT CARE		11	137	93%	148
VILLAGE PEDIATRICS LLC		123	25	17%	148
REFUAH HEALTH CENTER LABORATORY		141	7	5%	148
WRIGHTS HEALTH CARE AND REHABILITATION CENTER		118	30	20%	148
NO FLORIDA PEDIATRICS, PA - BRADFORD		120	27	18%	147
ALL FLORIDA FAMILY AND SPORTS MEDICINE		127	20	14%	147
PHYSICIAN PARTNERS PERRY		85	62	42%	147
SEAGRASS VILLAGE FLEMING ISLAND		110	37	25%	147
SONATA COCONUT CREEK	2	122	23	16%	147
HEALTHPOINT MED GRP OF THE EMERALD COAST LLC		116	30	21%	146
CORE BIO LABS		76	70	48%	146
MILLENNIUM LAB SERVICES			146	100%	146
Quail Run Health Care Center		146			146
BROOKDALE CAPE CORAL		145			145
REGENCY CARE OF BLOUNTSTOWN LLC		135	10	7%	145
NAVARRE GARDENS LLC		120	25	17%	145
FHMG-FLORIDA HOSPITAL MEDICAL GROUP		122	22	15%	144
ADVENTHEALTH CENTRA CARE PONCIANA	1	81	62	43%	144

COVID-19: testing by laboratory

Data through Mar 9, 2021 verified as of Mar 10, 2021 at 09:25 AM

Data in this report are provisional and subject to change.

The numbers in the table below represent the number of Florida and non-Florida residents for whom test results were received by the Department of Health. A person can be tested by more than one laboratory and can have both positive and negative results. **Therefore, the sum of the numbers in each column will be larger than the total number of people tested.**

Reporting lab	Inconclusive	Negative	Positive	Percent positive	Total
BENTON HOUSE AT OAKLEAF		114	30	21%	144
WALGREENS 6221		127	17	12%	144
AMERICAN FAMILY MEDICAL LLC		105	39	27%	144
NCRNC INC		140	4	3%	144
PALM BEACH COUNTY HEALTH DEPT LAB	4	134	6	4%	144
DESOTO PALMS ALF		138	5	3%	143
Royal Oaks Nursing and Rehab		143			143
ADVENTHEALTH HOSPICE CARE CENTRAL FLORIDA		139	4	3%	143
RDV SPORTSPLEX PEDIATRICS		116	27	19%	143
JEFFERY WEINZWEIG		2	141	99%	143
GRAVITY DIAGNOSTICS, LLC		36	106	75%	142
OAKHURST CENTER		135	7	5%	142
VILLA MARIA WEST SKILLED NURSING FACILITY		135	7	5%	142
THE VILLAGES REGIONAL HOSPITAL FREESTANDING		125	17	12%	142
PREMIER MEDICAL CENTER LLC		141			141
MACKOUL PEDIATRICS FORT MYERS		124	17	12%	141
FAMILY EXTENDED CARE OF CENTRAL TAMPA		123	18	13%	141
NOVARI CARE LLC		97	44	31%	141
CAREATC CITY OF TAMPA		115	26	18%	141
NAPHCARE, INC AT MANATEE COUNTY JAIL		116	25	18%	141
UNITED CLINICAL LABORATORIES		132	9	6%	141
GEORGE SAFRAN MD PC		129	12	9%	141
CROSSWINDS HEALTH AND REHABILITATION CENTER	1	138	2	1%	141
OAKS OF KISSIMMEE HEALTH AND REHABILITATION CENTER		138	3	2%	141
Nemours Children's Urgent Care		80	61	43%	141
Hampton Court Nursing and Rehabilitation Center		139	2	1%	141
PORT ST LUCIE REHABILITATION AND HEALTHCARE		98	43	30%	141
NORTH BEACH REHABILITATION CENTER		139	2	1%	141
QUEENS HOSPITAL CENTER	1	130	9	6%	140
JACKSON COUNTY HEALTH DEPARTMENT		98	42	30%	140
TUSCAN ISLE CHAMPIONSGATE OP CO LLC		138	2	1%	140
WEDGEWOOD HEALTHCARE CENTER		92	48	34%	140
F&T MEDICAL RESEARCH, INC		140			140
CLEARWATER STATMED QUICK QUALITY CLINICS		42	98	70%	140
CRANE CENTER		108	31	22%	139
WILTON MANORS HEALTH & REHABILITATION CENTER		130	9	6%	139
Gulf Coast Healthcare (Longwood Health and Rehab		118	21	15%	139
DAYSPRING VILLAGE		117	22	16%	139
AMERICAN PATHOLOGY PARTNERS		136	2	1%	138
ADVENT HEALTH CENTRA CARE - DELAND		28	110	80%	138
SACRED HEART HEALTH SYSTEM INC		108	30	22%	138
RIVERSIDE RECOVERY OF TAMPA		137	1	1%	138
LabCorp L#09258090 M#09258105		74	64	46%	138
MANOR AT BLUEWATER BAY		131	6	4%	137
PPC-LAB EDI ORCHARD BI		129	8	6%	137
CARENOW URGENT CARE - LAKE MARY			137	100%	137
ADVENT HEALTH CENTRA CARE - CITRUS PARK		9	128	93%	137

COVID-19: testing by laboratory

Data through Mar 9, 2021 verified as of Mar 10, 2021 at 09:25 AM

Data in this report are provisional and subject to change.

The numbers in the table below represent the number of Florida and non-Florida residents for whom test results were received by the Department of Health. A person can be tested by more than one laboratory and can have both positive and negative results. **Therefore, the sum of the numbers in each column will be larger than the total number of people tested.**

Reporting lab	Inconclusive	Negative	Positive	Percent positive	Total
FINNISH AMERICAN REST HOME-ALF		135	2	1%	137
SMILEY MEDICAL GROUP		108	29	21%	137
ADVENT HEALTH CENTRA CARE - ORANGE CITY	1	53	82	60%	136
GRAVITY DIAGNOSTICS		48	88	65%	136
PENSACOLA PEDIATRICS - PACE		128	8	6%	136
SONATA DELRAY BEACH		125	11	8%	136
LONGWOOD HEALTH AND REHABILITATION CENTER		124	12	9%	136
DB MD		121	15	11%	136
MCW MENTAL HEALTH LLC		132	4	3%	136
CLARE BRIDGE OF CAPE CORAL	1	135			136
CITRUS MEMORIAL HOSPITAL			135	100%	135
MV MEDICAL PRACTICE DBA PRIMARY URGENT CARE		128	7	5%	135
FLORIDA HEALTH CARE PLANS INC		1	134	99%	135
IRL MARKET LAB ALACHUA		104	31	23%	135
PEDIATRIC CARE CENTER		135			135
MED COMP SCIENCES		1	134	99%	135
JACKSONVILLE VA UNIVERSITY OPC	4	126	4	3%	134
STEWART MEDICAL GROUP		34	100	75%	134
ALLCARE MEDICAL CENTERS PC		111	23	17%	134
DOCTOR'S IN HOUSE LABORATORY		18	116	87%	134
ADVANCED MEDICAL CENTER		86	48	36%	134
WINDSOR OF LAKEWOOD RANCH,THE		132	2	1%	134
ISLAND HEALTH AND REHABILITATION CENTER		132	1	1%	133
MAINSTREAM DIAGNOSTIC LABORATORY LLC		114	19	14%	133
SOUTH CAMPUS FACILITY INC		122	11	8%	133
SPRING HAVEN RETIREMENT	1	130	2	2%	133
FLORIDA STATE HOSPITAL CLINICAL LABORATORY		132	1	1%	133
QUALITY URGENT CARE AND WELLNESS PL	3	93	36	27%	132
ADVENT HEALTH - PALM HARBOR ER		103	29	22%	132
THE REHABILITATION CENTER OF LAKE CITY		127	5	4%	132
FOUNTAINS OF HOPE LLC, THE		130	1	1%	131
INTEGRATED REGIONAL LABORATORIES		119	12	9%	131
THE WELLNESS CENTER AT LAKEWOOD RANCH		43	88	67%	131
PROFESSIONAL URGENT CARE SERVICES		98	33	25%	131
CENTRACARE		17	113	87%	130
LIFE BRITE		114	16	12%	130
RITE MEDICAL CARE PC		128	2	2%	130
MOOSEHAVEN LIFE CARE CENTER		130			130
GULFCOAST PEDIATRICS		122	8	6%	130
LIFE CARE CENTER OF JACKSONVILLE□		108	21	16%	129
Lakeside Nursing and Rehabilitation Center	1	103	25	19%	129
EAST NEW YORK DIAGNOSTIC AND TREATMENT		122	7	5%	129
The Crossings		127	2	2%	129
TRI-COUNTY NURSING HOME		117	12	9%	129
VITAS HEALTHCARE CORPORATION OF FL		115	14	11%	129
BMHSI-AEL MICROBIOLOGY LABORATORY	2	102	25	19%	129
DAYSPRING SENIOR LIVING LLC		126	2	2%	128

COVID-19: testing by laboratory

Data through Mar 9, 2021 verified as of Mar 10, 2021 at 09:25 AM

Data in this report are provisional and subject to change.

The numbers in the table below represent the number of Florida and non-Florida residents for whom test results were received by the Department of Health. A person can be tested by more than one laboratory and can have both positive and negative results. **Therefore, the sum of the numbers in each column will be larger than the total number of people tested.**

Reporting lab	Inconclusive	Negative	Positive	Percent positive	Total
FAWCETT MEMORIAL HOSPITAL LABORATORY			128	100%	128
ENCOMPASS HEALTH REHABILITATION OF SEA PINES		127	1	1%	128
HARBORCHASE OF VERO BEACH	1	112	15	12%	128
WILLOW BROOKE COURT AT AZALEA TRACE		127	1	1%	128
LIFE CARE CENTER OF ALTAMONTE SPRINGS		102	26	20%	128
QUICK CARE MED PL CR		80	47	37%	127
GESSLER CLINIC PA		98	29	23%	127
HILLSBOROUGH COUNTY DEVELOPMENTAL CTR	1	117	9	7%	127
SENIOR LIVING VII TAMPA LLC	1	117	9	7%	127
AMERICAN HOUSE-BONITA SPRINGS		126	1	1%	127
Shoal Creek Rehabilitation Center		85	42	33%	127
WILLOWBROOKE COURT AT ST ANDREWS ESTATES		121	5	4%	126
JPR URGENT MEDICAL CARE		124	2	2%	126
PROMPT CARE OF CENTRAL FLORIDA			126	100%	126
PROVISTA DIAGNOSTICS, INC		123	3	2%	126
CHERRY OAK PALM BEACH COUNTY		118	8	6%	126
PEDIATRIC ASSOCIATES AT ARGYLE PA		120	6	5%	126
BONITA PHARMACY		114	12	10%	126
TGH URGENT CARE – SEMINOLE			125	100%	125
CLINICA HISPANA		1	124	99%	125
THE CLUB AND REHABILITATION CENTER		123	1	1%	124
Mt Sinai Aventura			124	100%	124
ARBOR GLEN AT ARBOR TRACE	2	113	9	7%	124
MANOR CARE OF PALM HARBOR		123	1	1%	124
KINDRED HOSPITAL-BAY AREA-ST PETERSBURG LAB	1	117	6	5%	124
NORTH FL SOUTH GA HCS-MALCOM RANDALL VAMC			123	100%	123
ADVENT HEALTH CENTRA CARE - BRANDON		31	92	75%	123
FIRSTCARE CLINIC		66	57	46%	123
MEASE COUNTRYSIDE HOSPITAL		1	122	99%	123
SONNIS PEDIATRICS PA		110	13	11%	123
IQBAL A FARUQUI MD		91	32	26%	123
ADVENTHEALTH MEDICAL GROUP FAMILY MEDICINE AT		96	27	22%	123
BHA TITUSVILLE CLINIC		113	10	8%	123
ST JOSEPH'S HOSPITAL LABORATORY			123	100%	123
COQUINA CENTER		119	3	2%	122
THREE OAKS PHARMACY INC		109	13	11%	122
URGENT CARE TCMA			121	100%	121
FLORIDA DEPARTMENT OF HEALTH IN LAKE COUNTY	1	78	42	35%	121
Sandy Ridge Center for Rehabilitation and Healing		100	21	17%	121
WINDERMERE MEDICAL CENTER		117	4	3%	121
Crystal Health & Rehab Center		115	6	5%	121
GENEDX		46	75	62%	121
PARKVIEW HEALTH		121			121
SUNLIFE PHARMACY		111	9	8%	120
BROOKDALE JENSEN BEACH		117	3	3%	120
MEYER PEDIATRICS		107	13	11%	120
ARIZONA DEPARTMENT OF HEALTH SERVICES		5	115	96%	120

COVID-19: testing by laboratory

Data through Mar 9, 2021 verified as of Mar 10, 2021 at 09:25 AM

Data in this report are provisional and subject to change.

The numbers in the table below represent the number of Florida and non-Florida residents for whom test results were received by the Department of Health. A person can be tested by more than one laboratory and can have both positive and negative results. **Therefore, the sum of the numbers in each column will be larger than the total number of people tested.**

Reporting lab	Inconclusive	Negative	Positive	Percent positive	Total
DIAGNOSTIC LABORATORY OF OKLAHOMA		97	23	19%	120
MINUTECLINIC DIAGNOSTIC OF RHODE ISLAND, LLC #729		116	4	3%	120
MARION AND BERNARD L SAMSON NURSING CENTER		116	4	3%	120
KINDRED HOSPITAL MELBOURNE	1	114	4	3%	119
RESEARCH CENTERS OF AMERICA, LLC		97	22	18%	119
MATHISON RETIREMENT COMMUNITY		114	5	4%	119
ISLAND URGENT CARE PLLC DBA AFC URGENT CARE		118	1	1%	119
WALTON PLACE		119			119
BOSTON RED SOX CLUB LP		117	2	2%	119
PALMS FACILITY INC		104	15	13%	119
EMBRY RIDDLE AERONAUTICAL UNIVERSITY HEALTH SERVICES		1	118	99%	119
RDX BIOSCIENCE		60	58	49%	118
CITRUS MEMORIAL HEALTH SYSTEM LAB		2	116	98%	118
COASTAL HEALTH AND REHAB		110	8	7%	118
PSL NAPLES BH OPERATIONS, LLC		118			118
SH HERON EAST LLC		103	15	13%	118
NEIGHBORHOOD MEDICAL CENTER		112	5	4%	117
Avante at Melbourne		116	1	1%	117
MEMORY CARE OF NAPLES		117			117
CLERMONT URGENT CARE			117	100%	117
JEFFERSON COUNTY HEALTH DEPARTMENT-MONTICELLO		86	31	26%	117
HOBDAIR FAMILY HEALTH LLC		81	36	31%	117
D PEDIATRICS		101	15	13%	116
LEE COUNTY SCHOOL DISTRICT	1	108	7	6%	116
PANAMA PHARMACY	3	96	17	15%	116
BELVEDERE COMMONS OF FORT WALTON BEACH		106	10	9%	116
TIFFANY HALL NURSING AND REHAB CENTER		106	9	8%	115
BROOKDALE COLONIAL PARK	2	112	1	1%	115
ST PETERSBURG PEDIATRICS-MLK JUNIOR BLVD		106	9	8%	115
MAGNOLIA MEDICAL CLINIC		11	104	90%	115
CCS - PAUL REIN DETENTION FACILITY		86	29	25%	115
VITAS HEALTHCARE CORPORATION OF FLORIDA		112	3	3%	115
SUNFLOWER SPRINGS ASSISTED LIVING		105	10	9%	115
FLORIDA ATLANTIC UNIVERSITY		109	6	5%	115
THE COURTYARD ASSISTED LIVING		110	4	4%	114
ELAN BUENA VISTA		97	17	15%	114
BROWARD HEALTH CORAL SPRINGS EPIDEMIOLOGY DEPT		1	113	99%	114
TRADITION MEDICAL CENTER LABORATORY		49	65	57%	114
ATMORE COMMUNITY HOSPITAL LABORATORY		87	27	24%	114
NADAL PEDIATRICS		87	27	24%	114
AMERICAN HOUSE COCONUT POINT		97	17	15%	114
CABANA AT JENSEN DUNES, THE		110	4	4%	114
MONTEFIORE MEDICAL CENTER LABORATORIES - MOSES		103	10	9%	113
Courtyards of Orlando Care Center		101	12	11%	113
TREASURE COAST MEDICAL ASSOCIATES		4	109	96%	113
SEMINOLE TRIBE OF FLORIDA		93	20	18%	113
HIGHLANDS MEDICAL CENTER		110	3	3%	113

COVID-19: testing by laboratory

Data through Mar 9, 2021 verified as of Mar 10, 2021 at 09:25 AM

Data in this report are provisional and subject to change.

The numbers in the table below represent the number of Florida and non-Florida residents for whom test results were received by the Department of Health. A person can be tested by more than one laboratory and can have both positive and negative results. **Therefore, the sum of the numbers in each column will be larger than the total number of people tested.**

Reporting lab	Inconclusive	Negative	Positive	Percent positive	Total
PINELLAS COUNTY JAIL			113	100%	113
WESTWOOD NURSING & REHAB		78	34	30%	112
SOLARIS SENIOR LIVING OF MERRITT ISLAND		108	4	4%	112
UNIVERSITY MEDICAL CENTER SUITES		99	13	12%	112
CLEVELAND CLINIC FOUNDATION		12	100	89%	112
ALLIED HEALTH FORT PIERCE		112			112
SUMMIT MEDICAL GROUP		103	9	8%	112
PHYSICIANS REGIONAL CLINIC		82	29	26%	111
HAZELDEN FLORIDA	1	107	3	3%	111
KINDRED HOSPITAL SOUTH FLORIDA		109	2	2%	111
HOSPICE OF THE TREASURE COAST		107	4	4%	111
ARBOR TERRACE ORTEGA LLC	2	107	2	2%	111
HOSPICE OF THE EMERALD COAST INC - PANAMA CITY	2	101	7	6%	110
L&S SENIOR CARE DBA ARCADIA OAKS	4	105	1	1%	110
LAKE HOUSE ASSISTED LIVING		93	17	15%	110
MD 365 MEDICAL CARE		109	1	1%	110
KINDRED HOSPITAL - SOUTH FLORIDA		107	3	3%	110
Peninsula Care and Rehab		98	12	11%	110
WELLNOW URGENT CARE PC		109			109
MG PORT CHARLOTTE II SUBTENANT LLC		98	11	10%	109
PINELLAS CARE CENTER		79	30	28%	109
TGH URGENT CARE - TYRONE		2	107	98%	109
BIODESIX, INC.		81	28	26%	109
FLAGLER COLLEGE HEALTH SERVICES		79	30	28%	109
North Lake Care Center		107	1	1%	108
Riviera Health Resort		108			108
EVANS HEALTH CARE		106	2	2%	108
UNIVERSITY HEALTH SYSTEM INC		98	10	9%	108
ALTERNATIVE LIVING, INC DBA TWIN CITIES PAVILION		105	3	3%	108
FLORIDA MEDICAL CLINIC LLC		58	49	46%	107
SOUTH BALDWIN MEDICAL CENTER GULF SHORES		85	22	21%	107
HEARTLAND PHARMACY LAKE PLACID, INC		80	27	25%	107
NAVY HOSPITAL			107	100%	107
BAY VIEW HEALTHCARE		85	22	21%	107
ALL MY KIDS PEDIATRICS INC		75	32	30%	107
GRAND OAKS HEALTH & REHABILITATION		106	1	1%	107
ELMCROFT OF BELLA VITA□		98	8	8%	106
HEARTLAND HEALTHCARE AND REHAB CENTER		84	22	21%	106
CSL PLASMA INC		7	99	93%	106
MINUTECLINIC LLC #4987		92	14	13%	106
ARBOR TERRACE SAN JOSE LLC	3	101	2	2%	106
AHEC CLINIC		7	99	93%	106
HEART OF FLORIDA REGIONAL MED CTR		35	71	67%	106
NORTH FLORIDA EVALUATION AND TREATMENT CENTER	2	99	5	5%	106
PICH KTM CORP DBA MEDITOWN PHARMACY		89	16	15%	105
SUMMIT MEDICAL GROUP PA		95	10	10%	105
MY CLINICAL LAB INC		17	88	84%	105

COVID-19: testing by laboratory

Data through Mar 9, 2021 verified as of Mar 10, 2021 at 09:25 AM

Data in this report are provisional and subject to change.

The numbers in the table below represent the number of Florida and non-Florida residents for whom test results were received by the Department of Health. A person can be tested by more than one laboratory and can have both positive and negative results. **Therefore, the sum of the numbers in each column will be larger than the total number of people tested.**

Reporting lab	Inconclusive	Negative	Positive	Percent positive	Total
MEDICAL CONSULTANTS OF FLORIDA DBA	1	90	14	13%	105
SEMINOLE SPORTS AND FAMILY MEDICINE		94	11	10%	105
DIATHERIX LABORATORIES		61	44	42%	105
ESCAMBIA COUNTY JAIL DETENTION DIVISION		102	3	3%	105
ROHR HOME		102	3	3%	105
GRANDE, THE	2	98	4	4%	104
J FRANK AVEY MD		81	23	22%	104
EAST RIDGE RETIREMENT VILLAGE INC		104			104
LATE HOURS URGENT CARE		58	46	44%	104
CVS		24	80	77%	104
PEDIATRIC CARE CENTER- JACKSONVILLE BEACH		75	29	28%	104
PREDICTIVE LABORATORIES, INC	1	90	13	13%	104
SURFSIDE URGENT CARE		83	21	20%	104
VISTA MANOR		92	12	12%	104
KINDRED HOSPITAL NORTH FLORIDA	3	94	6	6%	103
FHMG LAKE MARY PEDS		89	14	14%	103
FAMILY MEDICAL CARE OF PALM BEACH		42	60	59%	102
BAYCARE HEALTH SYSTEMS		2	100	98%	102
PRIME HEALTH OF NORTH PORT LLC		90	12	12%	102
A2Z DIAGNOSTICS		101	1	1%	102
NSPIRE HEALTHCARE TAMARAC		80	22	22%	102
SUNSHINE GARDENS		100	1	1%	101
BROOKDALE VERO BEACH SOUTH AL		101			101
OPPENHEIMER PLASTIC SURGERY LLC		96	5	5%	101
ISLAND DOCTORS		12	89	88%	101
ST MARK ASSISTED LIVING CENTER	1	88	12	12%	101
WHITE PLAINS HOSPITAL CENTER LAB		97	4	4%	101
WESTCHESTER MEDICAL CENTER		97	3	3%	100
ST PETERSBURG PEDIATRICS-SEMINOLE		87	13	13%	100
Consulate Health Care of Port Charlotte		98	2	2%	100
CCS - BROWARD COUNTY JAIL		94	6	6%	100
CARE RESOURCE COMMUNITY HEALTH CENTERS INC		96	4	4%	100
ESCAMBIA COUNTY JAIL	1	73	26	26%	100
Centre Pointe Health and Rehabilitation Center		89	11	11%	100
VILLAS OF HOLLY BROOK - BRADENTON 14TH		100			100
DOUGLAS T JACOBSON STATE VETERANS HOME		100			100
PANCARE HEALTH GULF COUNTY		72	28	28%	100
LEE MEMORIAL HEALTH SYSTEM HEALTH FAIR		95	5	5%	100
VIERA HOSPITAL			100	100%	100
CAREMOUNT MEDICAL - PATHOLOGY		95	4	4%	99
CENTRAL FLORIDA HEALTH CARE		47	52	53%	99
PruittHealth Fleming Island		87	12	12%	99
MADISON FACILITY INC		98	1	1%	99
MICRO PATH LABORATORIES INC		96	3	3%	99
GLOBAL CENTRAL LABS AT PPD	2	88	9	9%	99
EMERALD COAST CENTER		96	3	3%	99
SANIBEL INTERNAL MEDICINE, LLC		96	3	3%	99

COVID-19: testing by laboratory

Data through Mar 9, 2021 verified as of Mar 10, 2021 at 09:25 AM

Data in this report are provisional and subject to change.

The numbers in the table below represent the number of Florida and non-Florida residents for whom test results were received by the Department of Health. A person can be tested by more than one laboratory and can have both positive and negative results. **Therefore, the sum of the numbers in each column will be larger than the total number of people tested.**

Reporting lab	Inconclusive	Negative	Positive	Percent positive	Total
CHARLES CROFT MD	1	96	1	1%	98
EC OPCO CARROLLWOOD LLC		92	6	6%	98
Cross Landings Health and Rehabilitation		97	1	1%	98
LANDMARK, THE		48	50	51%	98
MINUTECLINIC DIAGNOSTIC		92	6	6%	98
PLAZA OF HALLANDALE BEACH		98			98
URINEGOODHANDS LLC		96	2	2%	98
SEMINOLE COUNTY HEALTH DEPARTMENT		79	19	19%	98
FLORIDA COMMUNITY HEALTH CENTERS INC			98	100%	98
ORANGE PARK PEDIATRICS		88	9	9%	97
MACADAMS HOME HEALTH AGENCY		96	1	1%	97
KORGENE LAB	1	28	68	70%	97
RIDGEWOOD DIAGNOSTIC LABORATORY		92	5	5%	97
HURLBURT FIELD CLINIC		39	58	60%	97
ARBOR TRAIL		77	20	21%	97
HEALTH CENTERS AT BRENTWOOD		96	1	1%	97
325TH MEDICAL GROUP		83	14	14%	97
SEVEN HILLS HEALTH AND REHABILITATION CENTER		81	16	16%	97
KEY LARGO - LARGO CARGO		92	5	5%	97
ABSOLUTE HEALTH INTERNAL MEDICINE AND PEDIATRICS		83	13	14%	96
PEDIATRIC ASSOCIATES ORLANDO		82	14	15%	96
COLLIER PHARMACY		76	20	21%	96
BAYSHORE MEMORY CARE		96			96
LABCORP RTP		34	62	65%	96
MINUTECLINIC DIAGNOSTIC OF TEXAS, LLC		86	10	10%	96
MARKET STREET VIERA		95	1	1%	96
ORLANDO LUTHERAN TOWERS ASSISTED LIVING		96			96
SIGNATURE HEALTHCARE OF PORT CHARLOTTE		88	7	7%	95
SUPERIOR RESIDENCES OF LECANTO		80	15	16%	95
ARDEN COURTS OF LELY PALMS		93	2	2%	95
HOSPICE OF MARTIN & ST LUCIE, INC		92	3	3%	95
CROSS CITY REHABILITATION AND HEALTH CARE CENTER		72	23	24%	95
DEVANSH LAB WERKS INC		79	16	17%	95
BARBARA O'REILLY MD PA		92	3	3%	95
PALMS EDGE	1	88	6	6%	95
MINNESOTA TWINS		90	5	5%	95
MIAMI BEACH COMMUNITY HEALTH CENTER		1	94	99%	95
THE TERRACE OF KISSIMMEE		80	15	16%	95
NORTH SHORE MEDICAL LABS	1	86	7	7%	94
DIAGNOSTIC SOLUTIONS		3	91	97%	94
BAPTIST HEALTH URGENT CARE AT PLANTATION		74	20	21%	94
LECONTE MEDICAL CENTER LAB		75	19	20%	94
DELAND WELLNESS CENTER			94	100%	94
ADVENT HEALTH CENTRA CARE - EAST ORLANDO		65	29	31%	94
QPS, LLC		91	3	3%	94
CONSULATE HEALTH CARE OF SARASOTA	1	93			94
KALEIDA HEALTH CENTER FOR LABORATORY		88	6	6%	94

COVID-19: testing by laboratory

Data through Mar 9, 2021 verified as of Mar 10, 2021 at 09:25 AM

Data in this report are provisional and subject to change.

The numbers in the table below represent the number of Florida and non-Florida residents for whom test results were received by the Department of Health. A person can be tested by more than one laboratory and can have both positive and negative results. **Therefore, the sum of the numbers in each column will be larger than the total number of people tested.**

Reporting lab	Inconclusive	Negative	Positive	Percent positive	Total
PRESERVE AT PALM AIRE	3	90			93
ADVENT HEALTH CENTRA CARE - WATERMAN		79	14	15%	93
ADVENTHEALTH MEDICAL GROUP PRIMARY CARE		89	4	4%	93
PENNSYLVANIA DEPT OF HEALTH		21	72	77%	93
MINUTECLINIC DIAGNOSTIC OF SOUTH CAROLINA, LLC		77	16	17%	93
EPWORTH VILLAGE RETIREMENT COMMUNITY		93			93
FIRST CHOICE PEDIATRICS INC		84	9	10%	93
ARDEN COURTS OF PALM HARBOR		74	19	20%	93
VITAS HEALTHCARE		83	10	11%	93
Golfview Healthcare Center		90	3	3%	93
LAKELAND REGIONAL HEALTH LAKE MIRIAM		50	42	46%	92
GIBBENS FAMILY MEDICAL, LLC		73	19	21%	92
HARBORCHASE OF NAPLES		79	13	14%	92
HERON CLUB AT PRESTANCIA		89	2	2%	91
TUSCAN ISLE OPERATING COMPANY LLC DBA		88	3	3%	91
MAGNOLIA DIAGNOSTIC		2	89	98%	91
BAHIA OAKS LODGE		85	6	7%	91
JOHN KNOX VILLAGE OF FLORIDA ALF	1	86	4	4%	91
PEDIATRICS IN BREVARD PA- ROCKLEDGE		54	36	40%	90
ADVANCED EMURGENT CARE		27	63	70%	90
CENTURY CENTER FOR REHABILITATION & HEALING		72	18	20%	90
KEYS MEDICAL GROUP			90	100%	90
ATRIUM AT LIBERTY PARK		85	4	4%	89
NORTH FLORIDA SPINE AND WELLNESS		69	20	22%	89
Winter Garden Rehab and Nursing Facility		78	11	12%	89
HAWTHORN HOUSE		75	14	16%	89
BAY REGIONAL URGENT CARE	1	51	37	42%	89
STUART LODGE LIVING LLC		66	23	26%	89
BAPTIST MEDICAL CENTER SOUTH		73	16	18%	89
FREEDOM INN AT TARPON SPRINGS		82	7	8%	89
LAKE GIBSON VILLAGE, LLC		85	3	3%	88
LENOX HILL HOSPITAL		81	7	8%	88
GOVERNOR’S CREEK HEALTH & REHABILITATION		87	1	1%	88
East Bay Rehabilitation Center		54	34	39%	88
CORNERSTONE MEDICAL CARE OF BRANDON PL		73	15	17%	88
AVERO DIAGNOSTICS		64	24	27%	88
CLYDE E LASSEN STATE VETERANS NURSING HOME		62	25	29%	87
BAY PINES MEDICAL ASSOCIATES		1	86	99%	87
DEBARY HEALTH AND REHABILITATION CENTER		84	3	3%	87
ASHRAF MEDICAL GROUP PLLC DBA PULSE MD		84	3	3%	87
PACIFIC ANALYTICS			87	100%	87
LABFIRST - DEPARTMENT OF PATHOLOGY		83	4	5%	87
BRANDON HEALTH AND REHABILITATION CENTER	1	85	1	1%	87
STONY BROOK UNIVERSITY MEDICAL CENTER		73	14	16%	87
EXPERTUS LABORATORIES INC		28	59	68%	87
ERIE COUNTY MEDICAL CTR CLINICAL LABS		83	4	5%	87
CALADIUM PEDIATRICS		79	8	9%	87

COVID-19: testing by laboratory

Data through Mar 9, 2021 verified as of Mar 10, 2021 at 09:25 AM

Data in this report are provisional and subject to change.

The numbers in the table below represent the number of Florida and non-Florida residents for whom test results were received by the Department of Health. A person can be tested by more than one laboratory and can have both positive and negative results. **Therefore, the sum of the numbers in each column will be larger than the total number of people tested.**

Reporting lab	Inconclusive	Negative	Positive	Percent positive	Total
PENSACOLA DEVELOPMENTAL CENTER		67	19	22%	86
DISCOVERY VILLAGE AT THE FORUM		86			86
SOUTH GEORGIA MEDICAL CENTER		48	38	44%	86
MINUTECLINIC DIAGNOSTIC OF SOUTH CARO		71	15	17%	86
CRESTVIEW URGENT CARE		15	71	83%	86
PORT CHARLOTTE REHABILITATION CENTER		72	13	15%	85
LIFESTREAM BEHAVIORIAL CENTER		64	21	25%	85
GRAND OAKS OF JENSEN BEACH LLC		84	1	1%	85
AVANTE AT OCALA INC		55	30	35%	85
TURNING POINT OF TAMPA		79	6	7%	85
CAN COMMUNITY HEALTH		84	1	1%	85
W. FRANK WELLS NURSING HOME		84	1	1%	85
A COUNTRY PLACE ASSISTED LIVING FACILITY		83	2	2%	85
MIAMI SHORES NURSING & REHAB		85			85
WALGREENS #12673		82	3	4%	85
NITE LITE PEDIATRICS - JACKSONVILLE		76	8	10%	84
ARBOR OAKS AT TYRONE	9	73	2	2%	84
HARBOR BEACH NURSING AND REHABILITATION CENTER		81	3	4%	84
PINES OF SARASOTA GARDEN		84			84
Baldwin Pediatrix		73	11	13%	84
MINUTECLINIC DIAGNOSTIC OF NORTH CARO		74	10	12%	84
UNIVERSTIY CENTER MEDICAL LLC DBA	1	79	4	5%	84
LAFAYETTE NURSING AND REHABILITATION CENTER		81	2	2%	83
EISENHOWER ARMY MEDICAL CENTER		76	7	8%	83
LABCORP EMPLOYER SERVICES		82	1	1%	83
WINDSOR OAKS		82	1	1%	83
Lanier Rehab		58	25	30%	83
ARDEN COURTS OF SARASOTA		67	16	19%	83
FLORIDA DEPARTMENT OF HEALTH IN WALTON COUNTY		70	13	16%	83
ARDEN COURTS OF WEST PALM BEACH		83			83
CANOPY ON BERRYHILL, THE		51	32	39%	83
SONATA WEST		81	2	2%	83
WEST		69	14	17%	83
QUALITY URGENT CARE AND WELLNESS		45	37	45%	82
LAB		29	53	65%	82
HUNTSVILLE HOSPITAL LABORATORY		57	25	30%	82
BRILLIANCE ASSISTED LIVING		65	17	21%	82
Lexington Health and Rehabilitation Center		82			82
CATHOLIC HEALTH SYSTEM DEPT LABORATORY		80	2	2%	82
CONCIMED LLC		70	12	15%	82
THE PAVILION FOR HEALTH CARE		72	10	12%	82
RAPID RELIABLE TESTING NY LLC		75	7	9%	82
EAST ALABAMA MEDICAL CENTER LABORATORY		70	12	15%	82
BIO-TECH CLINICAL LABORATORIES		41	40	49%	81
NEW SMYRNA BEACH URGENT CARE			81	100%	81
CARE CENTERS OF NASSAU, LLC - HENDRICKS RD		81			81
LONG TERM CARE OF JAY, LLC		60	21	26%	81

COVID-19: testing by laboratory

Data through Mar 9, 2021 verified as of Mar 10, 2021 at 09:25 AM

Data in this report are provisional and subject to change.

The numbers in the table below represent the number of Florida and non-Florida residents for whom test results were received by the Department of Health. A person can be tested by more than one laboratory and can have both positive and negative results. **Therefore, the sum of the numbers in each column will be larger than the total number of people tested.**

Reporting lab	Inconclusive	Negative	Positive	Percent positive	Total
MENORAH HOUSE		79	1	1%	80
ACE BIOMEDICAL LABS LLC		67	13	16%	80
TOTAL CARE PLUS LLC			80	100%	80
MINUTECLINIC DIAGNOSTIC OF NORTH CAROL		68	12	15%	80
ROSECASTLE AT DELANEY CREEK		79	1	1%	80
LAKE HOWELL FAMILY MEDICINE ASSOCIATES		67	13	16%	80
EMERALD COAST BEHAVIORAL HOSPITAL		73	6	8%	79
KEYSTYLE LIVING LLC	1	77	1	1%	79
CHAMBREL AT ISLAND LAKE		76	3	4%	79
VETERANS AFFAIRS MEDICAL CENTER - PALO ALTO		28	51	65%	79
MED ONE AT SAINT AUGUSTINE		49	30	38%	79
ECOLAB GROUP		45	34	43%	79
EDGEWATER AT WATERMAN VILLAGE		78	1	1%	79
MD 365 MEDICAL CARE PLLC		79			79
PLYMOUTH HOME FOR ADULTS, INC.	8	70	1	1%	79
CBS LABS OF TAMPA LLC		3	76	96%	79
BALMORAL TENANT SERVICES INC	1	43	35	44%	79
PUTNAM COUNTY SHERIFFS OFFICE		73	6	8%	79
BEACHES PEDIATRICS PA		73	5	6%	78
Madison Health and Rehabilitation Center		42	36	46%	78
LANDMARK HOSPITAL SOUTHWEST FLORIDA LLC		75	3	4%	78
GATTOLINE ENTERPRISES, INC. DBA FAMILY CARE PHARMACY		67	11	14%	78
LAKE MORTON PLAZA□		75	3	4%	78
HUNTINGTON HOSPITAL LABORATORY		75	3	4%	78
CENTRAL BALDWIN IMMEDIATE CARE & FAMILY PRACTICE		59	18	23%	77
PARK OF THE PALMS INC		77			77
LAB PLUS, LLC AT SAINT THOMAS WEST HOSPITAL		63	14	18%	77
FLORIDA PEDIATRIC GROUP		27	50	65%	77
ORANGE CITY NURSING AND REHAB		75	2	3%	77
TRUE NORTH HEALTH NAVIGATION LLC DBA DISPATCHHEALTH	1	60	16	21%	77
HEALTH FIRST - PALM BAY HOSPITAL		2	75	97%	77
ST VINCENT'S BIRMINGHAM		70	6	8%	76
S-H THIRTY-FIVE OPCO- PORT ST LUCIE, LLC	1	75			76
CLINICAL PATHOLOGY ASSOCIATES-SONIC REFERENCE LAB		76			76
MOBILE PHYSICIAN SERVICES INC		68	8	11%	76
DYNAMIC MEDICAL USA			76	100%	76
WEST VOLUSIA FAMILY AND SPORTS MEDICINE		75	1	1%	76
Belleair Healthcare Center		70	6	8%	76
WINDSOR REFLECTIONS		75	1	1%	76
BAPTIST HEALTH SOUTH FLORIDA - WEST BOCA URGENT CARE		52	24	32%	76
JERICOHO URGENT CARE		73	3	4%	76
WALGREENS 9627		70	6	8%	76
BLISS HEALTHCARE SERVICES	1	52	22	29%	75
PROMEDICA LABORATORIES		21	54	72%	75
BOND CLINIC PA		43	32	43%	75
FHMG- FLORIDA HOSPITAL MEDICAL GROUP		64	11	15%	75
ADVENTHEALTH EXPRESSCARE		45	30	40%	75

COVID-19: testing by laboratory

Data through Mar 9, 2021 verified as of Mar 10, 2021 at 09:25 AM

Data in this report are provisional and subject to change.

The numbers in the table below represent the number of Florida and non-Florida residents for whom test results were received by the Department of Health. A person can be tested by more than one laboratory and can have both positive and negative results. **Therefore, the sum of the numbers in each column will be larger than the total number of people tested.**

Reporting lab	Inconclusive	Negative	Positive	Percent positive	Total
MINUTECLINIC DIAGNOSTIC OF OHIO LLC		59	16	21%	75
G & R HEALTH MART PHARMACY		62	13	17%	75
AU HEALTH		61	14	19%	75
PANIRA HEALTHCARE CLINIC		2	73	97%	75
ALLIANCE PEDIATRICS		43	31	42%	74
BROWARD HEALTH MEDICAL CENTER		3	71	96%	74
BROOKDALE OVIEDO		72	2	3%	74
INNOVATIVE GENOMICS, LLC		54	20	27%	74
PENSACOLA PEDIATRICS MILTON		65	9	12%	74
NOAH CLINICAL LABORATORY		63	11	15%	74
WATERCREST ST LUCIE WEST	1	69	3	4%	73
PUBLIC SQUARE PHARMACY LLC		56	17	23%	73
SOUTH LAKE PEDIATRICS		67	6	8%	73
SCOTT LAKE HEALTH AND REHABILITATION CENTER		71	2	3%	73
CONSULATE HEALTH CARE - LAKE MARY		72	1	1%	73
SIMED LABORATORY		57	16	22%	73
CATHOLIC HEALTH SERVICES REGIONAL LAB		66	7	10%	73
HOLMES COUNTY HEALTH DEPARTMENT	1	59	13	18%	73
LAKE WALES OPERATING GROUP LLC		68	5	7%	73
RARITAN BAY PERTH AMBOY		66	7	10%	73
BROWARD HEALTH MEDICAL CENTER CLINICAL LAB			73	100%	73
KINDRED AT HOME		63	9	13%	72
CRAIG BERGER MD PL D/B/A BAY AREA EYE INSTITUTE		72			72
AEGIS MEDICAL GROUP		55	17	24%	72
MID FLORIDA PRIMARY CARE PA		58	14	19%	72
COOPER FAMILY MEDICAL PLLC		52	20	28%	72
ALTAMONTE PEDIATRIC ASSOCIATES		31	41	57%	72
HAVEN OF OUR LADY OF PEACE		72			72
WALGREENS 2941		68	3	4%	71
AMMON LABS		61	10	14%	71
OAK MANOR NURSING HOME		67	4	6%	71
STERLING HOUSE OF TALLAHASSEE	3	62	6	8%	71
Sunrise Health and Rehabilitation Center		67	4	6%	71
INN AT ASTON GARDENS AT PELICAN POINTE,THE		67	4	6%	71
MEDRITE URGENT CARE		59	12	17%	71
ADVANCED LAB		67	4	6%	71
NORTH FLORIDA PEDIATRICS		57	14	20%	71
EXPRESS DOCS LLC			70	100%	70
USF HEALTH MORSANI CENTER		5	65	93%	70
BARRY UNIVERSITY STUDENT HEALTH SERVICES		37	33	47%	70
PALM BAY HOSPITAL			70	100%	70
ADVENT HEALTH - LAKE MARY		60	10	14%	70
GV NAPLES OPCO, LLC		69	1	1%	70
SUNCOAST COMMUNITY HEALTH CENTERS PEDIATRICS		21	49	70%	70
ASSOCIATED CLINICAL LABORATORIES		62	8	11%	70
MORTON PLANT HOSPITAL NURSING			70	100%	70
Highlands Regional Hospital		63	7	10%	70

COVID-19: testing by laboratory

Data through Mar 9, 2021 verified as of Mar 10, 2021 at 09:25 AM

Data in this report are provisional and subject to change.

The numbers in the table below represent the number of Florida and non-Florida residents for whom test results were received by the Department of Health. A person can be tested by more than one laboratory and can have both positive and negative results. **Therefore, the sum of the numbers in each column will be larger than the total number of people tested.**

Reporting lab	Inconclusive	Negative	Positive	Percent positive	Total
WALGREENS #06012		63	7	10%	70
SUMMIT AT VENICE	2	63	5	7%	70
PLANTATION GENERAL HOSPITAL CLINICAL LAB		26	43	62%	69
CP/AIG PENSACOLA DEVELOPMENT LLC		66	3	4%	69
HERITAGE HEALTHCARE AND REHABILITATION CENTER		69			69
MEMORIAL MANOR		69			69
LAKE CITY VA MEDICAL CENTER			69	100%	69
PARKSIDE INN	3	64	2	3%	69
SAN JOSE SENIOR CARE LLC	1	43	25	36%	69
PANCARE HEALTH - MALONE CLINIC		62	7	10%	69
PEDIATRIC SERVICES AND BREATHING CENTER PA		49	20	29%	69
Avante at St Cloud, Inc.		66	2	3%	68
BIG BOCA SMILES LLC☐		66	2	3%	68
STONY BROOK SOUTHAMPTON		67	1	1%	68
BROOKDALE BONITA SPRINGS		67	1	1%	68
SUNCOAST OPTIMAL WELLNESS		23	45	66%	68
MISIR DRUGS LLC		56	12	18%	68
JENNIFER J CHIAVETTA-GRLSANTI DC		55	13	19%	68
MD LABS		41	27	40%	68
AEL- MEMPHIS		17	51	75%	68
CL BRUMBACK PRIMARY CARE CLINICS		17	51	75%	68
GENPATH			67	100%	67
MEASE MANOR INC		63	4	6%	67
BIGGERS FAMILY MEDICINE PA	1	61	5	7%	67
BOND CLINIC DR ELDEEB		35	32	48%	67
MED EXPRESS		6	60	91%	66
JACOBI MEDICAL CENTER		61	5	8%	66
MEDEX MEDICAL EXPRESS OF PALATKA			66	100%	66
PRIMECARE AT TWIN LAKES		1	65	98%	66
DISCOVERY VILLAGE AT PALM BEACH GARDENS		65	1	2%	66
AMERICAN FAMILY MEDICAL		53	13	20%	66
TITUSVILLE FAMILY PRACTICE		16	50	76%	66
Stratford Court of Palm Harbor		56	10	15%	66
SOMERBY OF SANTA ROSA BEACH		57	9	14%	66
INDIGO MANOR☐		22	44	67%	66
Gabisa Medical LLC		66			66
TERRACE AT HOBE SOUND, THE	1	62	3	5%	66
BROOKDALE CENTRE POINTE	1	64			65
OKEECHOBEE URGENT CARE		17	48	74%	65
SUMMER VISTA ASSISTED LIVING		38	27	42%	65
EC OPCO PENSACOLA, LLC		64	1	2%	65
NORTH SHORE UNIVERSITY HOSPITAL LABORATORY		59	6	9%	65
BOND AND STEELE CLINIC, PA		51	14	22%	65
AFTER HOURS PEDIATRICS			65	100%	65
VETERANS AFFAIRS MEDICAL CENTER - GULF COAST		27	38	58%	65
BROOKDALE PALM COAST		65			65
LUTHERAN HAVEN ASSISTED LIVING		65			65

COVID-19: testing by laboratory

Data through Mar 9, 2021 verified as of Mar 10, 2021 at 09:25 AM

Data in this report are provisional and subject to change.

The numbers in the table below represent the number of Florida and non-Florida residents for whom test results were received by the Department of Health. A person can be tested by more than one laboratory and can have both positive and negative results. **Therefore, the sum of the numbers in each column will be larger than the total number of people tested.**

Reporting lab	Inconclusive	Negative	Positive	Percent positive	Total
NORTH CENTRAL BRONX HOSPITAL		63	2	3%	65
TREASURE COAST FORENSIC TREATMENT CTR		44	21	32%	65
ISLAND COAST PEDIATRICS		58	7	11%	65
BISHOP GRADY VILLAS		63	2	3%	65
HARMONY CLINIC		1	64	98%	65
OUT OF STATE		40	24	38%	64
NOMI HEALTH LAB SERVICES LLC		5	59	92%	64
Summit Medical Group, Pa Db a Citymd		58	6	9%	64
LEVY COUNTY DEPARTMENT OF HEALTH		47	17	27%	64
NEMOURS CHILDRENS PRIMARY CARE OVIEDO		51	13	20%	64
JOSEPH L MORSE GERIATRIC CENTER	2	59	3	5%	64
DELCARE PA		49	15	23%	64
PANCARE HEALTH - FREEPORT CLINIC SUITE B		55	9	14%	64
WADSWORTH HEALTH CENTER		61	3	5%	64
ADVENT HEALTH CENTRA CARE - WINTER GARDEN		18	46	72%	64
GRAND VILLA OF DELAND		58	6	9%	64
NXGEN MDX		20	44	69%	64
TRINITY AL SENIOR HOUSING LLC		45	19	30%	64
CORAL GABLES HOSPITAL			64	100%	64
GREENLEAF ALF		63	1	2%	64
VIERA HEALTH AND REHABILITATION CENTER		62	1	2%	63
THOMAS INTERNAL MEDICINE		52	11	17%	63
APC PEDIATRICS AT RYE ROAD MEDICAL PARK		63			63
MERCY MEDICAL URGENT CARE CENTER INC		26	37	59%	63
BEEHIVE HOMES OF GULF BREEZE		47	16	25%	63
TROPICANA MANUFACTURING COMPANY INC		58	5	8%	63
SOS MOBILE MEDICAL CARE LLC		52	11	17%	63
DAVID POSNACK JEWISH DAY SCHOOL		63			63
MEDI CLINIC SARASOTA INC		62	1	2%	63
BURRY'S PHARMACY INC		37	25	40%	62
PEDIATRIC SERVICES OF AMERICA INC		60	2	3%	62
ST JOHNS COUNTY DETENTION CENTER		62			62
OVERLOOK HOSPITAL LABORATORY		57	5	8%	62
LAKELAND REGIONAL HEALTH		38	24	39%	62
SAMFORD UNIVERSITY HEALTH SERVICES		61	1	2%	62
MENTAL HEALTH CARE INC		53	9	15%	62
WASHINGTON REHABILITATION AND NURSING CENTER		51	10	16%	61
ADVENT HEALTH - PALM COAST		1	60	98%	61
FLORIDA MEDICAL CLINIC PA		46	15	25%	61
EMERALD COAST HOSPICE		60	1	2%	61
MICHAEL AKPEKE MD		52	9	15%	61
Winter Park Care and Rehab		60	1	2%	61
DASCENA, INC		52	9	15%	61
TROY REGIONAL MEDICAL CENTER		50	11	18%	61
HERNANDO COUNTY FIRE RESCUE DISTRICT		27	34	56%	61
NORTH FLORIDA MEDICAL CENTER		57	4	7%	61
SILVER LAKE PEDIATRICS PA		55	5	8%	60

COVID-19: testing by laboratory

Data through Mar 9, 2021 verified as of Mar 10, 2021 at 09:25 AM

Data in this report are provisional and subject to change.

The numbers in the table below represent the number of Florida and non-Florida residents for whom test results were received by the Department of Health. A person can be tested by more than one laboratory and can have both positive and negative results. **Therefore, the sum of the numbers in each column will be larger than the total number of people tested.**

Reporting lab	Inconclusive	Negative	Positive	Percent positive	Total
WILSON MEMORIAL REGIONAL MEDICAL CENTER		56	4	7%	60
81ST MEDICAL GROUP		28	32	53%	60
FLORIDA HEALTH CARE		8	52	87%	60
TWIN CREEKS ASSISTED LIVING & MEMORY CARE		57	3	5%	60
SUWANNEE COUNTY SHERIFF OFFICE		57	3	5%	60
THE PRESERVE AT CLEARWATER		58	2	3%	60
NAIA		60			60
PALM BAY URGENT CARE		28	32	53%	60
CINNAMON COVE ALF		59	1	2%	60
BIOTECH		52	7	12%	59
RITECARE MED CTR H			59	100%	59
FERN PARK DEVELOPMENTAL CENTER		5	54	92%	59
NORTHEAST FLORIDA STATE HOSP-NURSING		58	1	2%	59
MILLENIUM PHYSICIANS GROUP		1	58	98%	59
INTERNAL MEDICINE ASSOCIATES PA		55	4	7%	59
UHEALTH AT FISHER ISLAND			59	100%	59
WAVE CREST HEALTH AND REHABILITATION CENTER		57	2	3%	59
Consulate Health Care of Jacksonville		45	14	24%	59
LPG CONVENIENT CARE AT PINE ISLAND ROAD		53	6	10%	59
CARDIOLOGY AND MEDICINE ASSOCIATES		43	16	27%	59
TBI RESIDENTIAL SERVICES, INC.		48	11	19%	59
VITAS HEALTHCARE CORP OF FLORIDA		58	1	2%	59
INTERNAL LAB		50	9	15%	59
GRAND ST PAUL CVS		58			58
MICHIGAN DEPARTMENT OF HEALTH AND HUMAN SERVICES	1		57	98%	58
KINDRED HOSPITAL CENTRAL TAMPA BLOOD GAS	1	52	5	9%	58
SONATA BOCA RATON		54	4	7%	58
HORIZON ALF		57	1	2%	58
Margate Health and Rehabilitation Center		56	2	3%	58
THE GOOD SHEPARDS OF DELAND-WEST		57	1	2%	58
MALCOM RANDALL DEPT OF VAMC			57	100%	57
LINCOLN MEDICAL AND MENTAL HEALTH CENTER		54	3	5%	57
ROYAL CARE OF AVON PARK		54	3	5%	57
AR ANESTHESIA LLC		56	1	2%	57
THE CANOPY AT BERRYHILL		57			57
Conway Lakes Health and Rehabilitation Center		57			57
STEINHATCHEE FAMILY MEDICAL CENTER	1	48	8	14%	57
EAST HILL PHARMACY		39	18	32%	57
KEY WEST MEDICAL CENTER	1	50	6	11%	57
ALZHEIMERS CARE CENTER OF VIERA LTD		37	20	35%	57
KAPG FLEMING ISLAND SENIOR HOUSING OPCO LLC	1	56			57
ST FRANCIS HOSPITAL		49	8	14%	57
BioReference Laboratories, Inc		7	50	88%	57
ASCENSION SACRED HEART BAY LABORATORY		54	3	5%	57
Palms at Ponte Vedra Assisted Living and Memory Care		54	3	5%	57
PHYSICIANS PRIMARY CARE OF SOUTHWEST FLORIDA		39	17	30%	56
GENESIS DERMATOLOGY		52	4	7%	56

COVID-19: testing by laboratory

Data through Mar 9, 2021 verified as of Mar 10, 2021 at 09:25 AM

Data in this report are provisional and subject to change.

The numbers in the table below represent the number of Florida and non-Florida residents for whom test results were received by the Department of Health. A person can be tested by more than one laboratory and can have both positive and negative results. **Therefore, the sum of the numbers in each column will be larger than the total number of people tested.**

Reporting lab	Inconclusive	Negative	Positive	Percent positive	Total
DEVELOPMENTAL DISABILITIES DEFENDANT PROGRAM		54	2	4%	56
MEDLOGIC LABORATORIES		3	53	95%	56
DEPT OF VA MED CENTE-WEST PALM BEACH			56	100%	56
TOWERS HOME CARE☐		52	4	7%	56
BENTLEY CARE CENTER		56			56
HIALEAH HOSPITAL RESPIRATORY DEPT			56	100%	56
MINUTECLINIC DIAGNOSTIC OF NEW JERSEY		49	7	13%	56
EAGLES WATCH CLUSTER		47	9	16%	56
TUKA PEDIATRICS		7	49	88%	56
TIFFANY HALL NURSING AND REHAB		44	12	21%	56
ATRIA PARK OF LAKE FOREST (WG HERITAGE LF LLC)		54	2	4%	56
MAUREEN OROURKE-FUTEY			56	100%	56
MARQUIS LABS, LLC		55	1	2%	56
PANCARE HEALTH - JACKSON COUNTY		44	11	20%	55
AMERICAN ESOTERIC LAB-BIRMINGHAM		54	1	2%	55
CDR MAGUIRE INC	1	7	47	85%	55
ARTHREX MEDICAL CENTER		32	23	42%	55
COOPER FAMILY MEDICAL, PLLC		45	10	18%	55
PREMIER MEDICAL ASSOCIATES ALL FLORIDA LLC		54	1	2%	55
KENDALL REGIONAL MEDICAL CENTER LAB	3		52	95%	55
CARE CENTERS OF NASSAU LLC MINER ROAD SOUTH		55			55
NITE LITE PEDIATRICS - PORT ST. LUCIE		46	9	16%	55
SONATA HUNTERS CREEK		47	8	15%	55
life Care Center of Melbourne		38	17	31%	55
SARATOGA HOSPITAL LABORATORY		49	5	9%	54
SAFARI PEDIATRICS PA		53	1	2%	54
JUNIPER VILLAGE AT NAPLES		53	1	2%	54
ST. CLOUD MEDICAL GROUP		54			54
TREASURE COAST PEDIATRICS PA		49	5	9%	54
FREEDOM SQUARE NURSING CENTER☐		46	8	15%	54
SARASOTA CO. HEALTH DEPT # 58		40	14	26%	54
CHILDREN'S HOSPITAL OF ALABAMA		53	1	2%	54
AESTHETIC ENHANCEMENTS		54			54
UNITED LABORATORY SERVICES CORPORATION		38	16	30%	54
PALM BAY PEDIATRICS		36	18	33%	54
CLERMONT HEALTH AND REHAB		40	14	26%	54
CERTUS MTD OPCP LLC		52	2	4%	54
FAMILY EXTENDED CARE OF PUNTA GORDA		54			54
QUOTIENT SCIENCES LABS LLC			53	100%	53
PROMEDICA SENIOR LIVING		51	2	4%	53
VPA PC LAB		48	5	9%	53
FINLAY CLINICAL LABORATORY		20	33	62%	53
APOLLOMDX LABS		31	22	42%	53
Osprey Point Nursing Center		51	2	4%	53
INSTITUTE OF PATHOLOGY KINGS COUNTY		52	1	2%	53
ADVENT HEALTH - MOUNT DORA		9	44	83%	53
SOMERSET			53	100%	53

COVID-19: testing by laboratory

Data through Mar 9, 2021 verified as of Mar 10, 2021 at 09:25 AM

Data in this report are provisional and subject to change.

The numbers in the table below represent the number of Florida and non-Florida residents for whom test results were received by the Department of Health. A person can be tested by more than one laboratory and can have both positive and negative results. **Therefore, the sum of the numbers in each column will be larger than the total number of people tested.**

Reporting lab	Inconclusive	Negative	Positive	Percent positive	Total
Lehigh Acres Health and Rehabilitation		42	11	21%	53
GARDENS HEALTH NH LLC		53			53
Salerno Bay Health & Rehabilitation Center		44	9	17%	53
BIG BEND CARES, INC		45	8	15%	53
ALLIANCE PEDIATRICS PA		48	5	9%	53
NICEVILLE URGENT CARE		8	45	85%	53
INTERNAL MEDICINE SPECIALIST		46	6	12%	52
WEST ISLIP URGENT CARE		47	5	10%	52
ALEXANDER NININGER STATE VETERANS		52			52
ADVENT HEALTH		49	3	6%	52
ROCKLEDGE REGIONAL MEDICAL CENTER		30	22	42%	52
SNH BRFL TENANT LLC	2	50			52
CVS MINUTE CLINIC		1	51	98%	52
ROSECASTLE OF JACKSONVILLE LLC		51	1	2%	52
BARNETT PARK		2	50	96%	52
INN AT THE FOUNTAINS, THE		34	17	33%	51
MICHAEL A VENAZIO MD		48	3	6%	51
Jupiter Medical Center Pavilion		50	1	2%	51
ST CLOUD PHYSICIAN MANAGEMENT LLC DBA ST CLOUD		28	23	45%	51
VALENCIA HOUSE ALF		50	1	2%	51
REGENCY OAKS HEALTH CENTER		49	2	4%	51
GENTIVA HEALTH SERVICES CERTIFIED INC		48	3	6%	51
CAMPBELL URGENT CARE			51	100%	51
GATEWAY CARE CENTER		50	1	2%	51
ROCHESTER GENERAL HOSPITAL LABORATORY		47	4	8%	51
LPG PEDIATRICS AT PAGE FIELD		50	1	2%	51
PALM RIVER COMMUNITY HEALTH CENTER		46	5	10%	51
GOOD HEARTS COVID TESTING		8	43	84%	51
AVANTE ST CLOUD		48	3	6%	51
BUECHELE DENTAL PA DBA CLERMONT FAMILY DENTISTRY		42	9	18%	51
GULFVIEW MEDICAL INSTITUTE		51			51
UNIVERSITY OF WEST FLORIDA, THE		50	1	2%	51
S-H THIRTY FIVE OPCO - ORANGE CITY, LLC		41	10	20%	51
MISSION OAKS ASSISTED LIVING		48	2	4%	50
DOH-WEST PALM BEACH BRANCH LABORATORY		3	47	94%	50
BETHUNE-COOKMAN UNIVERSITY		32	18	36%	50
PENNSYLVANIA DEPARTMENT OF HEALTH BUREAU OF LABORATORIES			50	100%	50
SOUTHEAST ALABAMA MEDICAL CENTER			50	100%	50
TRADITIONAL HOME HEALTH OF PALM BEACH INC		49	1	2%	50
WALGREENS #10373		48	2	4%	50
ORCHID COVE AT DAYTONA		45	5	10%	50
GOLDEN POND COMMUNITIES		50			50
FAST PACE MEDICAL CLINIC, PLLC		43	7	14%	50
LITTLE NECK URGENT CARE		48	2	4%	50
FLORIDA HEALTH CARE DELAND			50	100%	50
PORT ST. LUCIE - ZAXBY'S		50			50
BENTON HOUSE OF PORT ORANGE		44	6	12%	50

COVID-19: testing by laboratory

Data through Mar 9, 2021 verified as of Mar 10, 2021 at 09:25 AM

Data in this report are provisional and subject to change.

The numbers in the table below represent the number of Florida and non-Florida residents for whom test results were received by the Department of Health. A person can be tested by more than one laboratory and can have both positive and negative results. **Therefore, the sum of the numbers in each column will be larger than the total number of people tested.**

Reporting lab	Inconclusive	Negative	Positive	Percent positive	Total
HEALTH FIRST - CAPE CANAVERAL HOSPITAL		1	48	98%	49
NORTHBROOK CENTER FOR☐		47	2	4%	49
ADVENT HEALTH EXPRESS CARE		4	45	92%	49
OCALA CBOC		45	4	8%	49
RAINBOW PEDIATRICS PC LLC / BREAKFAST POINT		38	11	22%	49
ALLEGRO		47	2	4%	49
USF		1	48	98%	49
HCTB INC		47	2	4%	49
SOUTH CAROLINA DEPT OF HEALTH AND ENVIRONMENT CONTROL		10	39	80%	49
SOFT CELL LABORATORIES		45	4	8%	49
DOH		23	26	53%	49
SOLARIS SENIOR LIVING NORTH NAPLES		48	1	2%	49
MEADOWCREST FAMILY PHYSICIANS PA	1	27	21	43%	49
BAY CENTER HURRICANE SHELTER		48			48
THE TERRACE OF JACKSONVILLE		3	45	94%	48
ERDOX		46	2	4%	48
NAPLES PEDIATRICS INC☐		43	5	10%	48
SEWANEE MOLECULAR DIAGNOSTICS LABORATO		48			48
GRAND OAKS OF PALM CITY LLC☐	1	41	6	13%	48
GRAND AVENUE RX			48	100%	48
COURTYARD GARDENS OF JUPITER		48			48
PREMIER COMMUNITY HEALTHCARE GROUP INC		46	2	4%	48
HILA BECKERMAN MD LLC	1	44	3	6%	48
PREMIER MEDICAL ASSOCIATES		46	2	4%	48
PERSONAL PEDIATRICS		42	6	13%	48
CAREMED INTERNAL MEDICINE		30	18	38%	48
FUTURE PEDIATRICS		45	3	6%	48
PHILLIPPE RIDGE		36	12	25%	48
COASTAL DETOX		47			47
CAPE REGIONAL MEDICAL CENTER		45	2	4%	47
PRACTICE MANAGEMENT OF AMERICA, INC.		7	40	85%	47
SOUTHSIDE HOSPITAL NORTHWELL HEALTH LABORATORY		40	7	15%	47
NAVARRE GARDENS		41	6	13%	47
MINUTECLINIC DIAGNOSTIC OF KANSAS, PA		38	9	19%	47
BARNES HEALTHCARE OF FLORIDA LLC		44	3	6%	47
POPLAR HEALTHCARE PLLC	1	11	35	74%	47
FHMG_CTR FOR SENIOR HEALTH		42	5	11%	47
BRADFORD COUNTY HEALTH DEPARTMENT		46	1	2%	47
INTERLAB		1	46	98%	47
NEW YORK PRESBYTERIAN - QUEENS DIAGNOSTIC		44	3	6%	47
MIRIMUS CLINICAL LABS	1	19	27	57%	47
HERNANDO ENDOSCOPY AND SURGERY CENTER		36	11	23%	47
MINUTECLINIC DIAGNOSTIC OF HAWAII LLC		40	6	13%	46
HOME CARE PHARMACY		46			46
EMERGENCY PHYSICIANS MEDICAL CENTER LLC		28	18	39%	46
FELICIDAD MEDICAL CENTER		1	45	98%	46
PREMIER PLACE HEALTHCARE AT THE GLENVIEW		46			46

COVID-19: testing by laboratory

Data through Mar 9, 2021 verified as of Mar 10, 2021 at 09:25 AM

Data in this report are provisional and subject to change.

The numbers in the table below represent the number of Florida and non-Florida residents for whom test results were received by the Department of Health. A person can be tested by more than one laboratory and can have both positive and negative results. **Therefore, the sum of the numbers in each column will be larger than the total number of people tested.**

Reporting lab	Inconclusive	Negative	Positive	Percent positive	Total
WE SCREEN LLC		46			46
ADVENT HEALTH - LAKE WALES		34	12	26%	46
KAPG ST AUGUSTINE SENIOR HOUSING OPCO LLC		37	9	20%	46
H LEE MOFFITT CANCER CENTER MICRO		46			46
MOBILE DOC FL, LLC		29	17	37%	46
ADVENT HEALTH MEDICAL GROUP OB GYN AT		40	6	13%	46
FAMILY EXTENDED CARE OF WINTER HAVEN		44	2	4%	46
EAST MANATEE FAMILY	1	1	44	96%	46
HARTFORD HEALTH SERVICES LLC		46			46
SONORAN DESERT PATHOLOGY ASSOCIATES		3	43	93%	46
GRACE MEDICAL HOME		35	11	24%	46
ERIC C MRSHAL, MD, PC #1842		43	3	7%	46
Citymd Of Toms River		40	6	13%	46
COLLIER BLVD HMA PHYSICIAN MANAGEMENT LLC		46			46
REDI-MED WALK-IN FAMILY CARE			45	100%	45
NIGHT LITE PEDIATRICS CENTER LLC		10	35	78%	45
WG EVERGREEN WOODS SH LLC		45			45
NEOGENOMICS LABORATORIES INC		45			45
COMPLETE HOME CARE OF THE PALM BEACHES LLC		41	4	9%	45
COLLIER URGENT CARE CENTERS		44	1	2%	45
ALLIANCE OF PHYSICIANS AGAINST COVID-19			45	100%	45
NORTH FLORIDA / SOUTH GEORGIA VETERANS HEALTH SYSTEM		1	44	98%	45
WINTER GARDEN REHAB AND NURSING CENTER		41	4	9%	45
FAMILY HEALTH CENTER		32	13	29%	45
AVOW HOSPICE INC		45			45
NEXT MOLECULAR ANALYTICS		14	31	69%	45
CITYMD OF MANAHAWKIN		43	2	4%	45
BRP SH OPCO LLC		45			45
SOUTHPORT SQUARE HARBOUR HEALTH		45			45
STUART URGENT CARE			45	100%	45
CENTRA CARE - LAKE NONA		5	40	89%	45
QHC UPSTATE MEDICAL PC		36	8	18%	44
CALHOUN COUNTY HEALTH DEPT		20	24	55%	44
MARIANNA HEALTH AND REHABILITATION CENTER		43	1	2%	44
FLORIDA HOSPITAL		28	16	36%	44
HOLY NAME HOSPITAL LABORATORY		42	2	5%	44
THE MERIDIAN AT BOCA RATON	1	43			44
PEDIATRICS OF CENTRAL FLORIDA - SAINT CLOUD	2	40	2	5%	44
MORTON PLANT			44	100%	44
Gulf Shore Care Center		39	5	11%	44
ST VINCENTS PRIMARY CARE		39	5	11%	44
S-H THIRTY FIVE OPCO - LUTZ, LLC		43	1	2%	44
WALGREENS 3145		40	3	7%	43
LAKE MARY KIDS CENTRA CARE		33	10	23%	43
MADISON COUNTY MEMORIAL HOSPITAL LABORATORY		15	28	65%	43
WOLFF CTR FOR CHILD & ADOLESCENT HEALTH PLLC,THE		26	17	40%	43
BENTLEY VILLAGE II		34	9	21%	43

COVID-19: testing by laboratory

Data through Mar 9, 2021 verified as of Mar 10, 2021 at 09:25 AM

Data in this report are provisional and subject to change.

The numbers in the table below represent the number of Florida and non-Florida residents for whom test results were received by the Department of Health. A person can be tested by more than one laboratory and can have both positive and negative results. **Therefore, the sum of the numbers in each column will be larger than the total number of people tested.**

Reporting lab	Inconclusive	Negative	Positive	Percent positive	Total
PRINCETON VILLAGE☐		39	4	9%	43
CENTRAL FLORIDA PEDIATRICS		17	26	60%	43
LINCOLN DIAGNOSTIC LAB		41	2	5%	43
MEDEXPRESS - BLOOMIN BRANDS		26	17	40%	43
CAMBRIDGE SECURITY SERVICES		40	3	7%	43
PATRICK AIR FORCE BASE		3	40	93%	43
TAMPA BAY CONCIERGE DOCTOR, LLC		41	2	5%	43
TGH URGENT CARE POWERED BY FAST TRACK			43	100%	43
LARA HEALTH AND WELLNESS CENTER LLC		43			43
RADIOLOGY ASSOCIATES OF VENICE AND ENGLEWOOD		41	2	5%	43
Guardian Care Nursing and Rehabilitation Center		43			43
BRANCH MEDICAL CLINIC			43	100%	43
SAN CARLOS PHARMACY		39	4	9%	43
THE TRADITION OF THE PALM BEACHES		42	1	2%	43
LONG ISLAND UNIVERSITY - POST CAMPUS		42			42
ISLAND URGENT CARE PLLC		40	2	5%	42
SUNCOAST TECHNICAL COLLEGE SCHOOL OF HEALTH		42			42
SPRING MANOR ASSISTED LIVING		42			42
DOT DOC SARASOTA		40	2	5%	42
LUTHERAN HAVEN EXTENDED CONGREGATE CAR		42			42
BENTON HOUSE OF ST. JOHNS		40	2	5%	42
MINUTE CLINIC INCORPORATE		35	7	17%	42
MAIMONIDES-SHALOM ACADEMY, INC		41	1	2%	42
CLINICAL LABORATORY		42			42
DUVAL PHARMACY		31	11	26%	42
KESHAV RX LLC		36	6	14%	42
Atlantic Shore Nursing and Rehab		42			42
PLAINVIEW URGENT CARE		40	2	5%	42
KIVA AT CANTERBURY		25	17	40%	42
FIRST CHOICE URGENT CARE		12	30	71%	42
ATRIA WILLOW WOOD		39	2	5%	41
INTERCOASTAL MEDICAL GROUP			41	100%	41
AESTHETIC SURGERY CENTER OF WINTER PARK, THE	3	33	5	12%	41
URGENT CARE & WELLNESS CENTER		10	31	76%	41
UNION MEDICAL CARE PLLC		41			41
SUMTER PEDIATRICS		38	3	7%	41
FLORIDA HOSPITAL NEW SMYRNA		4	37	90%	41
University Hills health and Rehabilitation		31	10	24%	41
UNIVERSITY OF ALABAMA		38	3	7%	41
GRAMERCY PARK URGENT CARE		39	2	5%	41
PATRICK MANOR INCORPORATED		41			41
LONG ISLAND JEWISH MED CTR		38	3	7%	41
BRONX LEBANON HOSPITAL-MEDICAL CENTER		37	4	10%	41
PEDIATRICS OF CENTRAL FLORIDA KISSI		33	8	20%	41
STAT ONE URGENT CARE CENTER		2	39	95%	41
ROYAL PALM SENIOR RESIDENCE		41			41
PRIDE DIAGNOSTICS		24	16	40%	40

COVID-19: testing by laboratory

Data through Mar 9, 2021 verified as of Mar 10, 2021 at 09:25 AM

Data in this report are provisional and subject to change.

The numbers in the table below represent the number of Florida and non-Florida residents for whom test results were received by the Department of Health. A person can be tested by more than one laboratory and can have both positive and negative results. **Therefore, the sum of the numbers in each column will be larger than the total number of people tested.**

Reporting lab	Inconclusive	Negative	Positive	Percent positive	Total
MILLENIA ADVANCED SCIENTIFIC LLC			40	100%	40
NORTH CAROLINA DEPARTMENT OF HEALTH & HUMAN SERVICES	1		39	98%	40
MID-FLORIDA PATHOLOGY, LLC		32	8	20%	40
ALL AMERICAN URGENT CARE			40	100%	40
NORTHWELL HEALTH PLAINVIEW HOSPITAL LABORATORY		31	9	23%	40
PACIFICA SENIOR LIVING OCALA		35	5	13%	40
ST ANTHONYS PRIMARY CARE LLC/JACKSON STREET			40	100%	40
ADVENTIST HEALTH SYSTEM FLORIDA		27	13	33%	40
CAPITAL REGIONAL MEDICAL CENTER		2	38	95%	40
LONGLEAF DIAGNOSTIC LABORATORIES		11	29	73%	40
AVALON PARK RETIREMENT RESIDENCE		39	1	3%	40
LOURDES HOSPITAL INC		38	2	5%	40
CLINICAL PATHOLOGY LABORATORIES, INC		40			40
ADVENT HEALTH CENTRA CARE - LAKELAND		30	9	23%	39
CEDAR CREEK AT KINGS BAY INC		39			39
BAYSHORE PATHOLOGY CONSULTANTS PA		37	2	5%	39
BIOFIRE		7	32	82%	39
OCOEE PEDIATRICS		32	7	18%	39
GUYAN VALLEY WELLNESS CENTER		32	7	18%	39
JUNIPER VILLAGE AT CAPE CORAL		34	5	13%	39
CLINICAL RESEARCH SEQUENCING PLATFORM		8	31	79%	39
BAY COUNTY JAIL ANNEX		34	5	13%	39
BRIDGEVIEW CENTER LLC		27	12	31%	39
WG BAYPOINT VILLAGE SH LLC		38	1	3%	39
MEDEX MEDICAL EXPRESS OF PALATKA LLC			39	100%	39
BROOKDALE BRANDON	1	38			39
CORNERSTONE PEDIATRICS		29	10	26%	39
LAKELAND REGIONAL HEALTH GATEWAY CENTER		16	23	59%	39
CROSSROADS URGENT CARE		24	15	38%	39
CARE 4 U MANAGEMENT, INC			39	100%	39
MIAMI CLINICAL RESEARCH CORP			39	100%	39
M&V SAN JOSE MEDICAL CENTER			38	100%	38
BOND CLINIC, PA		9	29	76%	38
GEORGE E WEEMS MEMORIAL HOSPITAL LAB		28	10	26%	38
PREMISE HEALTH MIA		1	37	97%	38
LAKE INTERNAL MEDICINE ASSOCIATES PA		32	6	16%	38
STEWART MEDICAL GROUP, INC		21	17	45%	38
MOLECULAR DIAGNOSTICS		5	33	87%	38
AUTUMN OF SARASOTA		12	26	68%	38
PANCARE HEALTH - BAY COUNTY - YOUNGSTOWN		34	4	11%	38
VIP WALK IN CLINIC		19	19	50%	38
HOMEWOOD RESIDENCE AT FREEDOM PLAZA		37	1	3%	38
BAPTIST URGENT CARE		35	3	8%	38
CCRC @ SUNFLOWER LLC		35	3	8%	38
TALLAHASSEE VA OPC		36	2	5%	38
PINES NURSING HOME		36	2	5%	38
FLORIDA DEPARMENT OF HEALTH CLAY COUNTY		25	13	34%	38

COVID-19: testing by laboratory

Data through Mar 9, 2021 verified as of Mar 10, 2021 at 09:25 AM

Data in this report are provisional and subject to change.

The numbers in the table below represent the number of Florida and non-Florida residents for whom test results were received by the Department of Health. A person can be tested by more than one laboratory and can have both positive and negative results. **Therefore, the sum of the numbers in each column will be larger than the total number of people tested.**

Reporting lab	Inconclusive	Negative	Positive	Percent positive	Total
WHITE-WILSON MEDICAL CENTER		27	11	29%	38
CITRUS COUNTY HEALTH DEPARTMENT		34	4	11%	38
TAYLORVILLE FAMILY MEDICINE		30	7	19%	37
ANDALUSIA HEALTH		20	17	46%	37
LAKE CO EMPLOYEE HEALTH AND WELLNESS CENTER		33	4	11%	37
IMA MEDICAL CENTER		23	14	38%	37
ACCURATE DIAGNOSTIC LAB		35	2	5%	37
VILLAGE ON THE ISLE☐		32	5	14%	37
CONNECTICUT DEPARTMENT OF HEALTH		22	15	41%	37
BRANDON COMMUNITY HEALTH CENTER		29	8	22%	37
ST AUGUSTINE PEDIATRIC ASSOC		33	4	11%	37
ONE MILO		37			37
FAMILY EXTENDED CARE OF SEBRING INC		35	2	5%	37
SUNSHINE ASSISTED LIVING		37			37
LYSTER ACH FT RUCKER AL		34	3	8%	37
HR SARASOTA OPERATOR LLC		25	12	32%	37
HOLZER HEALTH CENTER		5	32	86%	37
OPTUMCARE SOUTH FLORIDA, LLC		30	7	19%	37
THE COLLIER AT NAPLES		36	1	3%	37
MAIN STREET MEDICAL CENTER OF CRESTVIEW PA		19	18	49%	37
GENEXPERT			37	100%	37
INNOVATION CLINICAL TRIALS, INC			37	100%	37
PATHOGENIUS LABORATORIES		30	7	19%	37
PONCE THERAPY CARE CENTER		34	3	8%	37
IMA MEDICAL GROUP POINCIANA		14	23	62%	37
EASTERN SHORE URGENT CARE		26	11	30%	37
CORRECTIONAL MEDICAL GROUP		27	9	25%	36
PROFESSIONAL PEDIATRICS		34	2	6%	36
NIGHT LITE PEDIATRIC CENTER		10	26	72%	36
ADVANCE URGENT CARE CENTER, LLC		1	35	97%	36
A & R RESEARCH GROUP		30	6	17%	36
MAKO MEDICAL		21	15	42%	36
HARMONY HEALTH OPCO, LLC		15	21	58%	36
WASHINGTON COUNTY HEALTH DEPARTMENT		24	12	33%	36
BELVEDERE COMMONS OF SUN CITY CENTER☐		36			36
BULLS HEAD URGENT CARE		34	2	6%	36
BVL/LITTLE ANGEL PEDIATRICS		36			36
COURTYARD GARDENS OF BOYNTON BEACH, LLC		33	3	8%	36
WUESTHOFF MEMORIAL HOSPITAL			35	100%	35
MINUTECLINIC DIAGNOSTIC OF SOUTH CAROL		32	3	9%	35
NEUROINTERNATIONAL SARASOTA		32	3	9%	35
POARCH BANC CREEK INDIANS TRIBAL HEALTH DEPARTMENT			35	100%	35
BOCA TOXICOLOGY LLC		33	2	6%	35
ATRIA SAN PABLO		33	2	6%	35
ADVENT HEALTH - FISH MEMORIAL		2	33	94%	35
CDR MAGUIRE - MIAMI BEACH CC MISSION 17388		2	33	94%	35
LONGWOOD CARDIOLOGY			35	100%	35

COVID-19: testing by laboratory

Data through Mar 9, 2021 verified as of Mar 10, 2021 at 09:25 AM

Data in this report are provisional and subject to change.

The numbers in the table below represent the number of Florida and non-Florida residents for whom test results were received by the Department of Health. A person can be tested by more than one laboratory and can have both positive and negative results. **Therefore, the sum of the numbers in each column will be larger than the total number of people tested.**

Reporting lab	Inconclusive	Negative	Positive	Percent positive	Total
BENTON HOUSE OF CLERMONT		35			35
IRL		4	31	89%	35
ST. MARYS MEDICAL CENTER		1	34	97%	35
PATHGROUP		9	26	74%	35
PRMG - EAST NAPLES	1	23	11	31%	35
GUIDEWELL EMERGENCY MEDICINE DOCTORS LLC		12	23	66%	35
MINUTECLINIC DIAGNOSTIC OF RHODE ISLAND, LLC #1544		34	1	3%	35
University Hospital		30	5	14%	35
CAREHERE LAKE SCHOOLS EMPLOYEE HEALTH CENTER		24	11	31%	35
P23 LABS		35			35
PARKSIDE HEALTH AND REHABILITATION CENTER			35	100%	35
NCHD		21	14	40%	35
STETSON UNIVERSITY STUDENT HEALTH CENTER		3	32	91%	35
VILLAGES VA CBOC	2	30	3	9%	35
ALWAYS BEST CARE SENIOR SERVICES		32	3	9%	35
MAINSTREET FAMILY URGENT CARE		1	34	97%	35
LIGHTHOUSE PEDIATRICS OF NAPLES		31	4	11%	35
VIKOR SCIENTITIC		5	30	86%	35
FHMG - FLORIDA HOSPITAL MEDICAL GROUP		25	9	26%	34
ASHTON PLACE	3	27	4	12%	34
RASHDA ALBIBI M.D. P.A.		31	3	9%	34
XPRESS URGENT CARE- PORT ST. LUCIE		5	29	85%	34
ST LUCIE COUNTY JAIL		25	9	26%	34
PARAMOUNT WALK-IN CLINIC		1	33	97%	34
TUSCAN GARDENS OF DELRAY BEACH MANAGEMENT COMPANY,		34			34
FLORIDA PEDIATRIC GROUP PA		28	6	18%	34
LONG TERM CARE OF GULF BREEZE LLC		30	4	12%	34
JFK MEDICAL CENTER NORTH LAB		1	33	97%	34
JOHN KNOX VILLAGE OF CENTRAL FLORIDA		30	4	12%	34
ENCOMPASS HEALTH REHABILITATION HOSPITAL OF LARGO		31	3	9%	34
MEDCOMP SCIENCES			34	100%	34
HARBORCHASE OF WELLINGTON CROSSING		32	2	6%	34
SOUTHCOR LABORATORY		4	30	88%	34
NORTH FLORIDA PEDIATRICS - JACKSONVILLE		30	4	12%	34
COLLIER HMA PHYSICIAN MANAGEMENT LLC		26	8	24%	34
REDI-MED WALK IN FAMILY CLINIC			34	100%	34
ORANGE COUNTY CORRECTIONS HEALTH SERVICES		32	2	6%	34
PECONIC BAY MEDICAL CENTER LABORATORY		26	8	24%	34
CORAL HOUSE ASSISTED LIVING COMMUNITY LLC		33			33
VILLA COURT LLC		33			33
BAY STREET PHARMACY		31	2	6%	33
BOND CLINIC		3	30	91%	33
Consulate Health Care of Orange Park		27	6	18%	33
AYERS NURSING AND REHABILITATION CENTER		33			33
PHYSICIAN ASSOCIATES LLC		26	7	21%	33
WESTWOOD NURSING AND REHABILITATION		28	5	15%	33
GREENRIDGE GROUP HOME	3	11	19	58%	33

COVID-19: testing by laboratory

Data through Mar 9, 2021 verified as of Mar 10, 2021 at 09:25 AM

Data in this report are provisional and subject to change.

The numbers in the table below represent the number of Florida and non-Florida residents for whom test results were received by the Department of Health. A person can be tested by more than one laboratory and can have both positive and negative results. **Therefore, the sum of the numbers in each column will be larger than the total number of people tested.**

Reporting lab	Inconclusive	Negative	Positive	Percent positive	Total
METRO KNOXVILLE HMA		25	8	24%	33
NIGHT LITE PEDIATRICS URGENT CARE CENTER			33	100%	33
Kensington Gardens		33			33
CVS MINUTE CLINIC DIAGNOSTIC OF NORTH CAROL		27	6	18%	33
THE SPRINGS OF PARC HILL		32	1	3%	33
SANFORD MOBILE LAB PGA TOUR		32	1	3%	33
VETERAN AFFAIRS MEDICAL CENTER - JAMES J PETERS		30	3	9%	33
PORT SAINT JOHN FAMILY PRACTICE		21	12	36%	33
AHSE ROP		32	1	3%	33
PHOSPHORUS DIAGNOSTICS		27	6	18%	33
CENTRAL FLORIDA HEALTH CARE INC WAUCHULA SITE 2		26	7	21%	33
PASSPORT HEALTH ORLANDO		32			32
Heartland Health Care Center North Sarasota		18	14	44%	32
MINUTECLINIC, LLC		28	4	13%	32
UNION MEDICAL CARE		32			32
MINUTECLINIC DIAGNOSTIC OF MICHIGAN		29	3	9%	32
BROOKDALE CANOPY OAKS			32	100%	32
OPIS COQUINA CENTER		32			32
FLORIDA DEPARTMENT OF HEALTH IN MONROE COUNTY		26	6	19%	32
BASSETTI MEDICAL RESEARCH INC		26	6	19%	32
AMMON ANALYTICAL LABORATORIES		28	4	13%	32
IPSUM DIAGNOSTICS		3	29	91%	32
VETERANS HOME			32	100%	32
TRADITIONAL HOME CARE INC		31	1	3%	32
LPG CONVENIENT CARE AT METRO		29	3	9%	32
COLORADO DEPARTMENT OF HEALTH LABORATORY SERVICES DIVISION			32	100%	32
WESTMINSTER ST AUGUSTINE		32			32
MINUTE CLINIC LLC #2216		30	2	6%	32
ALAN A SMITH MD LLC		30	2	6%	32
WALK IN MEDICAL URGENT CARE		32			32
JACKSON HEALTH SYSTEM		1	31	97%	32
MINUTECLINIC DIAGNOSTIC OF NORTH CAROLINA		31	1	3%	32
JAMAICA HOSPITAL MEDICAL CENTER		28	3	10%	31
LAKE COUNTY SCHOOLS EMPLOYEE HEALTH CENTER		20	11	35%	31
COMMUNITY MEDICAL CARE CENTER INC			31	100%	31
D W MCMILLAN MEMORIAL HOSPITAL		20	11	35%	31
HEALTH FIRST - VIERA HOSPITAL		1	30	97%	31
FLAGLER HOSPITAL INC	2		29	94%	31
MIDDLETOWN MEDICAL P C		22	9	29%	31
EASYCARE WALK-IN CLINIC	1	11	19	61%	31
COLLIER ANESTHESIA PAIN LLC		31			31
ATLAN		26	5	16%	31
NAPHCARE, INC.		21	10	32%	31
ADVENTHEALTH MEDICAL GROUP FAMILY MEDICINE		26	5	16%	31
UNIPATH		24	7	23%	31
LabCorp L#09258130 M#09258125		12	19	61%	31
SANTA BARBARA CARE CENTER		18	13	42%	31

COVID-19: testing by laboratory

Data through Mar 9, 2021 verified as of Mar 10, 2021 at 09:25 AM

Data in this report are provisional and subject to change.

The numbers in the table below represent the number of Florida and non-Florida residents for whom test results were received by the Department of Health. A person can be tested by more than one laboratory and can have both positive and negative results. **Therefore, the sum of the numbers in each column will be larger than the total number of people tested.**

Reporting lab	Inconclusive	Negative	Positive	Percent positive	Total
SOMA MEDICAL CENTER PA #3			31	100%	31
WELLMED AT NEW TAMPA		22	9	29%	31
ALABAMA CLINICS		16	15	48%	31
VETERANS AFFAIRS MEDICAL CENTER - NEW YORK HARBOR		30	1	3%	31
REGENCY PARK ASSISTED LIVING FACILITY		29	2	6%	31
ROADS PEDIATRICS,LLC		29	2	6%	31
ADVENTHEALTH MEDICAL GROUP FAMILY MEDICINE AT RDV		31			31
ST JOSEPHS CHILDRENS OUTREACH			31	100%	31
MICHAEL J D'AMBROSE MD PA		29	2	6%	31
AMERICAN ESOTERIC LABORATORIES		15	16	52%	31
DISCOVERY COMMONS AT BRADENTON		31			31
UR CARE FAMILY AND SPORTS MEDICINE			31	100%	31
ENT AND ALLERGY ASSOCIATES OF FLORIDA LLC		30	1	3%	31
SOUTHEASTERN OUTPATIENT SURGERY CENTER		28	3	10%	31
PREMIER URGENT CARE CENTER LLC			31	100%	31
CLINCLOUD, LLC			30	100%	30
HERITAGE WATERSIDE		27	3	10%	30
WEINBERG VILLAGE		29	1	3%	30
DCH REGIONAL MEDICAL CENTER LABORATORY		29	1	3%	30
PERDIDO URGENT CARE		1	29	97%	30
STUART - FAIRGROUNDS		23	7	23%	30
FAMILY AND INTERNAL MEDICINE AT AVALON PARK		26	4	13%	30
RESIDENTIAL PLAZA AT BLUE LAGOON INC		27	3	10%	30
MAGNOLIA DIAGNOSTICS, LLC		3	27	90%	30
BOCA BIOLISTIC REFERENCE LAB			30	100%	30
ADVANCED URGENT CARE		12	18	60%	30
MEDICAL PAVILION CLINIC		19	11	37%	30
ADVENT HEALTH PRIMARY CARE PLUS, WINTER GARDEN		26	4	13%	30
WARDE MEDICAL LABORATORY		22	8	27%	30
ADULT MEDICINE OF LAKE COUNTY INC			30	100%	30
COUNTY OF LOS ANGELES			30	100%	30
AMEERAH LABS			30	100%	30
OAK HARBOR ASSISTED LIVING FACILITY		27	3	10%	30
WALGREENS COVID-19		26	4	13%	30
THE TERRACE AT IVY ACRES ALF		11	19	63%	30
Okeechobee Health Care Facility		16	14	47%	30
ISLAND LAKE CENTER		12	18	60%	30
UNIVERSITY MEDICAL CTR OF PRINCETON AT		28	2	7%	30
CITY OF CAPE CORAL		25	5	17%	30
RENAISSANCE SENIOR LIVING	1	28			29
LAKE SHERIFF		28	1	3%	29
STEWART MELBOURNE HOSPITAL			29	100%	29
JUPITER MEDICAL CENTER PHYSICIANS GROUP, INC		26	3	10%	29
PANCARE HEALTH - BONIFAY K-8			29	100%	29
CDC		17	12	41%	29
CENTER ONE SURGERY CENTER		24	5	17%	29
DUVAL COUNTY HEALTH DEPARTMENT		29			29

COVID-19: testing by laboratory

Data through Mar 9, 2021 verified as of Mar 10, 2021 at 09:25 AM

Data in this report are provisional and subject to change.

The numbers in the table below represent the number of Florida and non-Florida residents for whom test results were received by the Department of Health. A person can be tested by more than one laboratory and can have both positive and negative results. **Therefore, the sum of the numbers in each column will be larger than the total number of people tested.**

Reporting lab	Inconclusive	Negative	Positive	Percent positive	Total
PALM GARDEN OF JACKSONVILLE		27	2	7%	29
FAST PACE MEDICAL CLINIC		26	3	10%	29
COLLIER COUNTY JAIL		29			29
EP MEDICAL EQUIPMENT PHARMACY		26	3	10%	29
COMPREHENSIVE CHILDCARE		23	6	21%	29
SUNTREE INTERNAL MEDICINE		29			29
PREMIUM HEALTH SERVICES OF TAMPA BAY LLC		16	13	45%	29
CAPE CORAL HOSPITAL ABG LABORATORY		16	13	45%	29
PRO HEALTH HARMONY		29			29
SANDALWOOD NURSING CENTER		29			29
FORT CAROLINE GARDENS, INC		27	2	7%	29
AMELIA ASSISTED LIVING FACILITY		29			29
FAMILY CARE PARTNERS URGENT CARE LLC		23	6	21%	29
EVERLYWELL		16	13	45%	29
STATEN ISLAND UNIVERSITY HOSPITAL-POUCH		29			29
DAVID LAWRENCE CENTER		25	4	14%	29
UNIV OF ROCHESTER-STRONG MEMORIAL HOSP		28	1	3%	29
HOLLISMED LLC		27	2	7%	29
NEMOURS CHILDRENS CLINIC		22	7	24%	29
Wiregrass Rehabilitation Center and Nursing Home		28	1	3%	29
NURSES HELPING HANDS INC ALF		29			29
P4CLINICAL	3	2	24	83%	29
LAKE MARY - STIRLING CENTER SUITE 202			29	100%	29
BREVARD HEALTH ALLIANCE INC		27	1	4%	28
PORT ST LUCIE HOSPITAL		25	3	11%	28
ST JOSEPHS HOSPITAL SOUTH HOSPITAL			28	100%	28
A AND R RESEARCH GROUP LLC		25	3	11%	28
BROOKDALE PHILLIPPI CREEK			28	100%	28
LABORATORY ALLIANCE OF CENTRAL NEW YORK		27	1	4%	28
ASTORIA HEALTH AND REHABILITATION CENTER		27	1	4%	28
URGENT CARE CENTER			28	100%	28
UCLA HEALTHCARE CLINICAL LABS		23	5	18%	28
ORANGE PEDIATRICS			28	100%	28
ROCKLAND URGENT CARE FAMILY HEALTH NP		27	1	4%	28
BAPTIST PRIMARY BLACK CREEK SOUTH			28	100%	28
CITRUS CARE CLINIC			28	100%	28
ISLAMORADA VILLAGE OF ISLANDS FIRE RESCUE		26	2	7%	28
LAKE PLACID HEALTH AND REHABILITATION		1	27	96%	28
MARION PEDIATRICS PA		21	7	25%	28
CARILLON SPORTS AND FAMILY MEDICINE		21	7	25%	28
FAMILY CARE PARTNERS		18	10	36%	28
Cleveland Clinic Laboratories		4	24	86%	28
LAKELAND NURSING AND REHABILITATION CENTER			28	100%	28
ACTIVE SENIOR LIVING		26	2	7%	28
PINELLAS INTERNAL MEDICINE ASSOCIATES	1	26	1	4%	28
NORTH PINELLAS CHILDRENS MEDICAL CENTER			28	100%	28
ADVENTHEALTH MEDICAL GROUP MULTISPECIALTY			28	100%	28

COVID-19: testing by laboratory

Data through Mar 9, 2021 verified as of Mar 10, 2021 at 09:25 AM

Data in this report are provisional and subject to change.

The numbers in the table below represent the number of Florida and non-Florida residents for whom test results were received by the Department of Health. A person can be tested by more than one laboratory and can have both positive and negative results. **Therefore, the sum of the numbers in each column will be larger than the total number of people tested.**

Reporting lab	Inconclusive	Negative	Positive	Percent positive	Total
STUART REHABILITATION AND HEALTHCARE		13	15	54%	28
CHILDREN'S MEDICAL CENTER			28	100%	28
KEY PRIMARY CARE			28	100%	28
CERON PEDIATRICS & INTEGRATIVE MEDICIN		28			28
BIOREFERENCE LABORATORIES INC		3	25	89%	28
Bon Secours Maria Manor		23	5	18%	28
ST PETER'S BENDER LABORATORY		27	1	4%	28
OAKMONTE VILLAGE		27	1	4%	28
EDEN AT CRESTVIEW		12	16	57%	28
RIVERHEAD URGENT CARE		27	1	4%	28
PALMS, THE		28			28
WEISS PEDIATRIC CARE LLC		16	11	41%	27
NATIONAL MENTOR HEALTHCARE LLC			27	100%	27
MIGUEL E TREVINO MD PA		23	4	15%	27
INTERIM HEALTHCARE OF NORTHWEST FLORIDA INC		25	2	7%	27
BITTINGS APOTHECARY INC		23	4	15%	27
LEXINGTON PLACE SENIOR LIVING COMMUNITY		27			27
SIDDH INC DBA SAN CARLOS PHARMACY		25	2	7%	27
BROOKDALE UNIVERSITY HOSPITAL		25	2	7%	27
GULFSIDE HOSPICE INC		24	3	11%	27
SYNIVERSE WELLNESS CENTER		23	4	15%	27
EXPRESS CARE OF BELLEVIEW		27			27
SUNCOAST LABS			27	100%	27
BROOKDALE SOUTHPOINT			27	100%	27
HEALTHPARK MEDICAL CENTER ABG LAB		26	1	4%	27
ATRIA LADY LAKE		27			27
MINUTECLINIC DIAGNOSTIC OF RHODE ISLAND, LLC #212		27			27
FORT VALLEY STATE UNIVERSITY		27			27
CHILDRENS MEDICAL CENTER			27	100%	27
MINUTE CLINIC, LLC DBA MINUTECLINIC #4505		25	2	7%	27
ACCESS 365 URGENT CARE		8	19	70%	27
SPANISH RIVER HIGH SCHOOL ESE		23	4	15%	27
CIGNA PBSO WEST PALM			26	100%	26
COLORADO DEPARTMENT OF PUBLIC HEALTH AND ENVIRONMENT			26	100%	26
MONTEFIORE NEW ROCHELLE HOSPITAL		24	2	8%	26
GRAND VILLA OF NEW PORT RICHEY		19	7	27%	26
ADVENT HEALTH PARTIN SETTLEMENT HEALTH PARK		18	8	31%	26
EAST HILL MEDICAL GROUP		17	9	35%	26
ADVENTHEALTH MEDICAL GROUP FAMILY & INTERNAL		9	17	65%	26
WEST BROWARD CARE CENTER		24	2	8%	26
GROWING TOGETHER PEDIATRICS, LLC		22	4	15%	26
LONG BEACH URGENT CARE		26			26
FLORIDA ENDOSCOPY & SURGERU CTR LLC		26			26
THE MINIER URGENT CARE		20	6	23%	26
PALM BEACH COUNTY FIRE RESCUE		24	2	8%	26
OAKTREE HEALTHCARE			26	100%	26
EPIC REFERENCE LABS INC			26	100%	26

COVID-19: testing by laboratory

Data through Mar 9, 2021 verified as of Mar 10, 2021 at 09:25 AM

Data in this report are provisional and subject to change.

The numbers in the table below represent the number of Florida and non-Florida residents for whom test results were received by the Department of Health. A person can be tested by more than one laboratory and can have both positive and negative results. **Therefore, the sum of the numbers in each column will be larger than the total number of people tested.**

Reporting lab	Inconclusive	Negative	Positive	Percent positive	Total
PULMONARY SPECIALISTS OF THE PALM BEACHES		16	10	38%	26
LOT HEALTH SERVICES☐	1	25			26
URGENT FAMILY CARE INC		23	3	12%	26
BROWARD HEALTH IMPERIAL POINT NURSING			26	100%	26
LAKES DIALYSIS CENTER INC			26	100%	26
TGH URGENT CARE - RIVERVIEW			26	100%	26
GRAND LIVING AT LAKEWOOD RANCH		25	1	4%	26
COLONY CARE CENTER		16	10	38%	26
RAINBOW PEDIATRICS		1	25	96%	26
RESIDENCE AT BAY VUE		25	1	4%	26
MONCRIEF ARMY HEALTH CLINIC			26	100%	26
MINUTE CLINIC DIAGNOSTIC OF SC, LLC #75		25	1	4%	26
DOCTOR TODAY TLC LLC			26	100%	26
MINUTECLINIC DIAGNOSTIC OF LOUISIANA		25	1	4%	26
WIREGRASS CLINIC LLC		21	5	19%	26
PINELLAS 1 HOME HEALTH CARE CORP		26			26
WAKULLA COUNTY HEALTH DEPARTMENT		12	14	54%	26
HUNTINGTON STATION URGENT CARE		25	1	4%	26
LPG PRIMARY CARE AT SURFSIDE		23	3	12%	26
LOOP PEDIATRICS		22	4	15%	26
BOCA SIMON LAB		1	25	96%	26
ARCPOINT LABS OF WEST PALM BEACH			26	100%	26
ABL MEDICAL CARE LLC			26	100%	26
ST. CLOUD HOSPITAL		20	5	20%	25
WESTPAC LABS		1	24	96%	25
LPG PULMONOLOGY-COCONUT POINT		20	5	20%	25
UNION CHD		22	3	12%	25
CANTON-POTSDAM HOSPITAL LABORATORY		24	1	4%	25
GASTROENTEROLOGY ASSOCIATES OF PENSACOLA PA		22	3	12%	25
KIVA AT CANTERBURY, LLC		25			25
VICK STREET MANOR		25			25
THE WATERMARK AT VISTAWILLA		25			25
ARCPOINT LABS OF FORT LAUDERDALE		25			25
CARDIOLOGY AND MEDICINE ASSOCIATES INC		25			25
ASSISTED LIVING OF BROWARD		25			25
VASSAR BROTHERS MEDICAL CENTER LABORATORY		24	1	4%	25
MD BEAUTY LABS, PA		23	2	8%	25
DELRAY BEACH FACIAL PLASTIC SURGERY		25			25
SUNSHINE PEDIATRICS OF CENTRAL FLORIDA PL		23	2	8%	25
ORLANDO CLINICAL RESEARCH CENTER		23	2	8%	25
TALLAHASSEE DEVELOPMENTAL CENTER☐		24	1	4%	25
SANITAS		4	21	84%	25
SOUTH FLORIDA DIALYSIS CENTER		8	17	68%	25
MADWAR		19	6	24%	25
FEDERAL PRISON CAMP PENSACOLA			25	100%	25
ADVENT HEALTH - LAKE MARY PEDIATRICS		16	9	36%	25
COASTAL COMPLETE CARE		11	14	56%	25

COVID-19: testing by laboratory

Data through Mar 9, 2021 verified as of Mar 10, 2021 at 09:25 AM

Data in this report are provisional and subject to change.

The numbers in the table below represent the number of Florida and non-Florida residents for whom test results were received by the Department of Health. A person can be tested by more than one laboratory and can have both positive and negative results. **Therefore, the sum of the numbers in each column will be larger than the total number of people tested.**

Reporting lab	Inconclusive	Negative	Positive	Percent positive	Total
MD NOW MEDICAL CENTERS INC		3	22	88%	25
BUREAU OF PUBLIC HEALTH	1	5	19	76%	25
COASTAL SKIN SURGERY AND DERMATOLOGY		18	7	28%	25
RJ LEE GROUP	1	23	1	4%	25
TREEHOUSE PEDIATRICS & FAMILY CARE		25			25
PARK MEADOWS HEALTH AND REHABILITATION CENTER		25			25
MINUTECLINIC DIAGNOSTIC MEDICAL GROUP		23	2	8%	25
GOOD SAMARITAN HOSPITAL LABORATORY		22	3	12%	25
WOMENS CARE FLORIDA LABORATORY		25			25
UNIVERSITY OF ILLINOIS VETERINARY DIAG		23	1	4%	24
WELLOW URGENT CARE		23	1	4%	24
HENNEPIN COUNTY MEDICAL CENTER (HCMC)		13	11	46%	24
CVS NY4098030POCT NEW YORK		24			24
SUNQUEST		3	21	88%	24
PRIME CARE ONE LLC/HARBORCHASE OF VENICE			24	100%	24
MARTHA'S HOUSE & ASSISTED LIVING FACILITY		24			24
MADISON COUNTY MEMORIAL HOSP		12	12	50%	24
PACIFICA SENIOR LIVING FORT MYERS		15	9	38%	24
LABORATORY DYNAMICS		20	4	17%	24
CARENOW - DOWNTOWN NORTH GULCH		23	1	4%	24
Summit Medical Group Westfield Lab		21	3	13%	24
MARYLAND DEPARTMENT OF HEALTH			24	100%	24
FIRST CHOICE PEDIATRICS LOOP		22	2	8%	24
CENTERPLACE HEALTH		3	21	88%	24
SENIOR LIVING IV SUN CITY LLC		17	7	29%	24
MINUTECLINIC, LLC #08366		19	5	21%	24
JOSEPH SCHENKER MD PC DBA CENTERS URGENT		21	3	13%	24
SUMMIT MEDICAL GROUP - 75 E NORTHFIELD		22	2	8%	24
STEINHATCHEE DRUGS		19	5	21%	24
COURTYARDS OF ORLANDO		24			24
STATE LAB		2	22	92%	24
SENIOR HEALTH OF WINTER PARK DUNDEE		24			24
TARPON BAYOU CENTER			24	100%	24
HOLIDAY MEDICAL ASSOCIATES		1	23	96%	24
JOSEF SCHENKER MD PC		24			24
URGENT CARE USA			24	100%	24
COOPER HEALTHCARE		21	3	13%	24
PHYSICIANS STAT		3	21	88%	24
MAYO CLINIC JACKSONVILLE		1	23	96%	24
HEALTH MED CENTERS		24			24
MED PLUS FLORENCE		20	4	17%	24
ROWLETT MIDDLE ACADEMY		22	2	8%	24
APOLLO HEALTH & REHABILITATION		18	6	25%	24
MINUTE CLINIC DIAGNOSTIC OF VIRGINIA		19	5	21%	24
AVENTIS BIO-SERVICES CTL		24			24
Grand Villa of Clearwater		22	2	8%	24
ATRIA AT ST JOSEPHS		24			24

COVID-19: testing by laboratory

Data through Mar 9, 2021 verified as of Mar 10, 2021 at 09:25 AM

Data in this report are provisional and subject to change.

The numbers in the table below represent the number of Florida and non-Florida residents for whom test results were received by the Department of Health. A person can be tested by more than one laboratory and can have both positive and negative results. **Therefore, the sum of the numbers in each column will be larger than the total number of people tested.**

Reporting lab	Inconclusive	Negative	Positive	Percent positive	Total
REHAB AND HEALTHCARE CENTER OF CAPE CORAL		24			24
THE CHAPPEL GROUP RESEARCH		24			24
MAGNOLIA PEDIATRICS		4	20	83%	24
ENGLEWOOD HOSPITAL AND MEDICAL CENTER		19	5	21%	24
PHYSICIANS PRIMARY CARE OF SW FLORIDA PL		24			24
CSH LAKE ORIENTA LP		24			24
SPRINGWOOD COURT		19	5	21%	24
WESTMINSTER WOODS ON JULINGTON CREEK		22	2	8%	24
AIR, LAND & SEA PHYSICALS & CONSULTATIONS, LLC		23	1	4%	24
THE COMMONWEALTH OF MASSACHUSETTS			24	100%	24
HERITAGE OAKS ASSISTED LIVING & MEMORY CARE		20	4	17%	24
Clearwater Center		10	14	58%	24
RAINBOW PEDIATRIC CENTER		2	22	92%	24
VILLAGES REHABILITATION AND NURSING CENTER		24			24
MID FLORIDA PATHOLOGY LLC		23	1	4%	24
THE LODGE AND REHABILITATION CENTER		9	15	63%	24
UF HEALTH NORTH JACKSONVILLE			23	100%	23
UNIVERSITY HILLS HEALTH AND REHABILITATION CENTER		18	5	22%	23
PM PEDIATRICS		22	1	4%	23
ISLAND COAST PEDIATRICS PA		22	1	4%	23
GRAND VILLA OF ST. PETERSBURG		21	2	9%	23
BROOKWOOD BAPTIST MEDICAL CENTER		22	1	4%	23
UNIV OF NORTH ALABAMA HEALTH CENTER		22	1	4%	23
NOBLE SENIOR LIVING		3	20	87%	23
PALMS MEDICAL GROUP - LAKE CITY WEST		3	20	87%	23
GENETIC TECHNOLOGICAL INNOVATIONS, LLC		11	12	52%	23
CARE HERE		1	22	96%	23
FINLAY C. LABORATORY		3	20	87%	23
PALMETTO PEDIATRICS			23	100%	23
EGL GENETIC DIAGNOSTICS		1	22	96%	23
PARK WEST MEDICAL CENTER		22	1	4%	23
ADVENTHEALTH MEDICAL GROUP PULMONOLOGY		20	3	13%	23
NOVANT HEALTH		17	6	26%	23
SARASOTA MEMORIAL NURSING & REHABILITATION CTR		23			23
OMEGA LABORATORIES		19	4	17%	23
VANDERBILT UNIVERSITY MEDICAL CENTER		20	3	13%	23
HUNT CLUB PEDIATRIC ASSOCIATES LLC		19	4	17%	23
THORNBURG PEDIATRICS		22	1	4%	23
SHORE MEMORIAL HOSPITAL		20	3	13%	23
LAKEVIEW HEALTH CARE SYSTEMS		9	14	61%	23
EMORY BENNETT VETERANS NURSING HOME	1	22			23
CORE LABORATORY		1	22	96%	23
CHIPOLA MEDICAL ASSOCIATES		4	19	83%	23
CRESTVIEW IMMEDIATE CARE LL			23	100%	23
NEW JERSEY		22	1	4%	23
WUESTHOFF MEDICAL CENTER-MELBOURNE			23	100%	23
WOODHOUSE INC		17	6	26%	23

COVID-19: testing by laboratory

Data through Mar 9, 2021 verified as of Mar 10, 2021 at 09:25 AM

Data in this report are provisional and subject to change.

The numbers in the table below represent the number of Florida and non-Florida residents for whom test results were received by the Department of Health. A person can be tested by more than one laboratory and can have both positive and negative results. **Therefore, the sum of the numbers in each column will be larger than the total number of people tested.**

Reporting lab	Inconclusive	Negative	Positive	Percent positive	Total
TIFFANY LAKE CARE CENTERS INC		23			23
ADVENT HEALTH MEDICAL GROUP- FAMILY MEDICINE AT DR. PHILIPS		18	5	22%	23
ADVENT HEALTH EXPRESS		9	14	61%	23
LABCORP		11	12	52%	23
DARDEN WELLNESS CENTER		19	3	14%	22
FLORIDA PEDIATRICS		6	16	73%	22
ROBERT H JENKINS JR VETERANS' DOMICILIARY HOME OF		19	3	14%	22
GLEN COVE HOSPITAL		22			22
APOLLO SURGERY CENTER		20	2	9%	22
SANFORD PEDIATRIC ASSOCIATES, PA		20	2	9%	22
STEWART MEDICAL GROUP INC			22	100%	22
BAYCARE HEALTH SYSTEMS, LLC			22	100%	22
SOLE HEALTH LLC		22			22
CARESPOT		2	20	91%	22
MOBILE DIVISION LABORATORY		7	15	68%	22
TEN HEALTHCARE		6	16	73%	22
COMMUNITY HEALTH OF SOUTH FLORIDA			22	100%	22
MINIMALLY INVASIVE VASCULAR INC		20	2	9%	22
TOTAL ACCESS URGENT CARE			22	100%	22
NORTHWEST FLORIDA COMMUNITY HOSPITAL 3RD FLOOR		20	2	9%	22
OLIVE BRANCH HEALTH AND REHABILITATION CENTER			22	100%	22
DALE MEDICAL CENTER		17	5	23%	22
FLORIDA HOSPITAL LABS		12	10	45%	22
MEDEXPRESS URGENT CARE - BLOOMINGTON		19	3	14%	22
EBEIDS MD PEDIATRICS		19	3	14%	22
DIACARTA INC.		22			22
JUPITER MEDICAL CENTER			22	100%	22
TOTTENVILLE CIRCLE URGENT CARE		22			22
FORT SANDERS REGIONAL LABORATORY		22			22
HUNT CLUB MEDICAL		15	7	32%	22
PULSE MEDICAL GROUP INC			22	100%	22
MINUTE CLINIC DIAGNOSTIC OF VIRGINIA, LLC		22			22
MORNINGSIDE MANOR & VILLA ADULT CARE C		22			22
SEAGRASS VILLAGE			22	100%	22
ELAN SPANISH SPRINGS		4	18	82%	22
MARATHON HEALTH FOR LIFE		19	3	14%	22
HARBOUR ISLAND PEDIATRICS		13	9	41%	22
CLEARWATER EMPLOYEE HEALTH CLINIC		7	15	68%	22
FORT PIERCE FAMILY CARE INC		16	6	27%	22
CHARLOTTE CHD PORT CHARLOTTE		18	4	18%	22
FAMILY AND AFTER HOURS CARE		22			22
ROCKLEDEGE REGIONAL MEDICAL CENTER		17	5	23%	22
VIRTUA		18	4	18%	22
GILCHRIST COUNTY JAIL		20	2	9%	22
THE MEDICAL GROUP OF SOUTH FLORIDA INC		19	3	14%	22
MINUTECLINIC DIAGNOSTIC OF TN PC #378		20	1	5%	21
JOSEF SCHENKER MD PC DBA CENTERS URGENT		19	2	10%	21

COVID-19: testing by laboratory

Data through Mar 9, 2021 verified as of Mar 10, 2021 at 09:25 AM

Data in this report are provisional and subject to change.

The numbers in the table below represent the number of Florida and non-Florida residents for whom test results were received by the Department of Health. A person can be tested by more than one laboratory and can have both positive and negative results. **Therefore, the sum of the numbers in each column will be larger than the total number of people tested.**

Reporting lab	Inconclusive	Negative	Positive	Percent positive	Total
CONNECTDX		6	15	71%	21
ST JUDE CHILDRENS RESEARCH HOSPITAL		21			21
UTAH DEPARTMENT OF HEALTH			21	100%	21
ARDEN COURTS OF WINTER SPRINGS		18	3	14%	21
PHYSICIANS CARE		18	3	14%	21
GREEN GABLES ASSISTED LIVING FACILITY		21			21
HIGHLANDS COUNTY FIRE RESCUE		21			21
SUMMERGATE PHARMACY		19	2	10%	21
JEFFERSON K-12, A SOMERSET SCHOOL- CLINIC		17	4	19%	21
ROSLYN URGENT CARE		21			21
TRIPLE O MEDICAL SERVICES INC		19	2	10%	21
UPMC CHAUTAUQUA AT WCA LABORATORY		20	1	5%	21
GRAND VILLA OF PINELLAS PARK		19	2	10%	21
NEWYORK-PRESBYTERIAN/ LAWRENCE HOSPITAL LABORATORY		19	2	10%	21
MORRIS PARK URGENT CARE		18	3	14%	21
ROCKLEDGE FAMILY HEALTH			21	100%	21
PRIMECARE OF DOTHAN-DALEVILLE CLINIC		16	5	24%	21
HALIFAX HEALTH URGENT CARE		3	18	86%	21
CL BRUMBACK PRIMARY CARE CLINIC LANTANA		2	19	90%	21
GRAND VILLA OF ALTAMONTE SPRINGS		14	7	33%	21
HOWARD BEACH URGENT CARE		21			21
ADVANCED URGENT CARE CENTER		7	14	67%	21
INTERNATIONAL MEDICAL LABORATORY INC		21			21
JUST FOR KIDS PEDIATRICS		5	16	76%	21
CLINICAL PATHOLOGY LABORATORIES SOUTHEAST			21	100%	21
MINUTECLINIC DIAGNOSTIC OF TEXAS		18	3	14%	21
GERALD J KIVETT MD		19	2	10%	21
METROPOLITAN CHARITIES INC		19	2	10%	21
ALAN SERURE MD		21			21
Grand Villa of Deerfield Beach		19	2	10%	21
TANVIR H SHAGAR NP		18	3	14%	21
UAH STUDENT HEALTH CENTER		14	7	33%	21
PALM BAY FAMILY PRACTICE		4	17	81%	21
ERIC C MARSHAL MD, PC DBA MINUTECLINIC		20	1	5%	21
ODYSSEY HEALTHCARE OF MARION COUNTY, LLC		19	1	5%	20
BEST MEDICAL CENTER		11	9	45%	20
PBSO WEST PALM FAMILY PRACTICE		1	19	95%	20
TGH MEDICAL GROUP LABORATORY CARROLLWOOD			20	100%	20
ORLANDO FAMILY MEDICINE		7	13	65%	20
WILLAMETTE VALLEY TOXICOLOGY LLC		18	2	10%	20
SONATA BOYNTON BEACH		18	2	10%	20
PROFESSIONAL PARK PEDIATRICS PA			20	100%	20
WELLMED AT PLANT CITY		10	10	50%	20
MINUTE CLINIC DIAGNOSTIC OF NEW JERSEY		19	1	5%	20
GOOD SAMARITAN SOCIETY OF DAYTONA		16	4	20%	20
CARESPOT OF NOCATEE		1	19	95%	20
WINDSOR WOODS REHAB & HEALTHCARE CTR		19	1	5%	20

COVID-19: testing by laboratory

Data through Mar 9, 2021 verified as of Mar 10, 2021 at 09:25 AM

Data in this report are provisional and subject to change.

The numbers in the table below represent the number of Florida and non-Florida residents for whom test results were received by the Department of Health. A person can be tested by more than one laboratory and can have both positive and negative results. **Therefore, the sum of the numbers in each column will be larger than the total number of people tested.**

Reporting lab	Inconclusive	Negative	Positive	Percent positive	Total
SHERMAN-ABRAMS LABORATORY INC		17	3	15%	20
HEALTHY MINORS, LLC.		20			20
ADIRONDACK MEDICAL CENTER		20			20
MINUTECLINIC, LLC, DBA MINUTECLINIC #2544		19	1	5%	20
CONSOLIDATED LAB SERVICES		10	10	50%	20
POINT OF CARE CLINICS PRIMARY CARE		20			20
MINUTECLINIC DIAGNOSTIC OF PENNSYLVANI		19	1	5%	20
NEW YORK PRESBYTERIAN - ALLEN HOSPITAL		20			20
BAY PEDIATRICS PA		18	2	10%	20
NEW YORK METHODIST HOSPITAL		16	4	20%	20
FLUSHING HOSPITAL MEDICAL CENTER		16	4	20%	20
BAYFRONT HMA CONVENIENT CARE, LLC		2	18	90%	20
LEE COMMUNITY HEALTHCARE - LEHIGH		19	1	5%	20
WINTER PARK FAMILY PRACTICE LLC		17	3	15%	20
ST VINCENT'S EAST		18	2	10%	20
PONCE PLAZA NURSING & REHAB CENTER		4	16	80%	20
HOPE HEALTHCARE		20			20
FLORENCE J HUNT STUDENT WELLNESS CENTER - HEALTH SERVICES (ABBOTT)		20			20
MEDICAL EXPRESS CORP		18	2	10%	20
BETHESDA HEALTH PHYSICIAN GROUP INC			20	100%	20
SOUTH CAROLINA DEPARTMENT OF HEALTH			20	100%	20
ESTATES MEDICAL CENTER		12	8	40%	20
MINUTECLINIC DIAGNOSTICS MEDICAL GROUP		19	1	5%	20
BROOKDALE MANDARIN CENTRAL		7	13	65%	20
SOUTH NASSAU COMMUNITIES HOSPITAL		16	4	20%	20
REDITUS LABORATORIES			20	100%	20
LAKE WORTH MANOR		19	1	5%	20
TENNESSEE DEPARTMENT OF HEALTH		15	5	25%	20
VIERA FAMILY MEDICINE AND WELLNESS		16	4	20%	20
HENDRY REGIONAL CORPORATE HEALTH			20	100%	20
PEDIATRIC ASSOCIATES PA		17	3	15%	20
MARQUES PEDIATRICS			20	100%	20
Sovereign Laboratory Services, LLC		17	3	15%	20
WINSHIPS PHARMACY INC		20			20
TIMBERLANE LODGE ALF	1	12	7	35%	20
JACKSON NORTH MEDICAL CENTER		2	17	89%	19
ANYLABTESTNOW		6	13	68%	19
LAB INTERMARKET FACILITY LAB		1	18	95%	19
CENTRAL FLORIDA PEDIATRIC URGENT CARE LLC		17	2	11%	19
INTEGRATED REGIONAL LABORATORIES - LARGO			19	100%	19
GENTIVA HEALTH SERVICES		17	2	11%	19
LOVING CARE OF THE TREASURE COAST LLC	1	13	5	26%	19
GRACE WELLNESS CENTER		8	11	58%	19
OCEANSIDE URGENT CARE		19			19
MONROE COUNTY DETENTION CENTER			19	100%	19
Ocala Oaks Rehabilitation Center		13	6	32%	19
Wesley Place on Honeysuckle		17	2	11%	19

COVID-19: testing by laboratory

Data through Mar 9, 2021 verified as of Mar 10, 2021 at 09:25 AM

Data in this report are provisional and subject to change.

The numbers in the table below represent the number of Florida and non-Florida residents for whom test results were received by the Department of Health. A person can be tested by more than one laboratory and can have both positive and negative results. **Therefore, the sum of the numbers in each column will be larger than the total number of people tested.**

Reporting lab	Inconclusive	Negative	Positive	Percent positive	Total
BAYCARE MEDICAL GROUP INC			19	100%	19
FLORIDA HOSPITAL WINTER GARDEN		15	4	21%	19
LEE MEMORIAL HEALTH SYSTEM		16	3	16%	19
DOCTORS MEDICAL CENTER OF WALTON COUNTY CLINIC			19	100%	19
EXPRESS CARE OF TAMPA BAY LLC		2	17	89%	19
ALL PEDIATRIC CARE			19	100%	19
MCWHORTER SCHOOL OF PHARMACY		19			19
BRIDGEWAY HEALTH CLINICS INC			19	100%	19
ESOTERIX GENETIC LABORATORIES		16	3	16%	19
GRAND VILLA OF ORMOND BEACH		16	3	16%	19
SEVEN RIVERS REGIONAL MEDICAL CENTER		5	14	74%	19
REGENCY SQUARE MALL - SEARS		3	16	84%	19
NANO HEALTH ASSOCIATES LLC		19			19
STONE WASH CLINICAL LABORATORIES		2	17	89%	19
MED HEALTH SERVICES		18	1	5%	19
BAYVIEW MEDICAL		19			19
ROYAL PALM MEDICAL GROUP, INC		19			19
NO NAME		8	11	58%	19
COASTAL FAMILY PRACTICE		11	8	42%	19
ADEPT INPATIENT MEDICAL SERVICES PC		19			19
MEDI STATION			19	100%	19
MICHELLE S PAGE MD PA		18	1	5%	19
TEXAS DEPARTMENT OF STATE HEALTH SERVICES		3	16	84%	19
OHIO CVS STORES, LLC DBA		17	2	11%	19
WELLMED AT LAKE COPELAND		13	6	32%	19
BARTON FAMILY PRACTICE		8	11	58%	19
FLORIDA COMMUNITY HEALTH CENTER OF ST. LUCIE		1	18	95%	19
ASURANCE SCIENTIFIC LABORATORIES		19			19
GUARDANT HEALTH		14	5	26%	19
CLERMONT ADVENTHEALTH CENTRA CARE		1	18	95%	19
OCEAN REEF MEDICAL CENTER, LLC			19	100%	19
DOCTORS CENTER PA,THE		18	1	5%	19
BOZEMAN HEALTH DEACONESS HOSPITAL		13	5	28%	18
THE VILLAGES HEALTH		12	6	33%	18
WALGREEN EASTERN CO, INC		18			18
SHELBY BAPTIST MEDICAL CENTER		13	5	28%	18
MADISON CORE LABORATORIES		17	1	6%	18
MARION COUNTY HEALTH DEPARTMENT		17	1	6%	18
TRINITY MEDICAL ASSOCIATES LLC			18	100%	18
TOTAL RENAL LABORATORIES INC		13	5	28%	18
MINUTECLINIC DIAGNOSTIC OF RHODE ISLAND, LLC #590		17	1	6%	18
Citymd Of Lacey		16	2	11%	18
ADVENT HEALTH - KISSIMMEE		6	12	67%	18
CARLOS F FUSTER MD PA		18			18
BLOCK NATION CHASE		12	6	33%	18
COLLEGE POINT URGENT CARE		15	3	17%	18
GENERAL INTERNAL MEDICINE MEDICAL CTR CLINIC		13	5	28%	18

COVID-19: testing by laboratory

Data through Mar 9, 2021 verified as of Mar 10, 2021 at 09:25 AM

Data in this report are provisional and subject to change.

The numbers in the table below represent the number of Florida and non-Florida residents for whom test results were received by the Department of Health. A person can be tested by more than one laboratory and can have both positive and negative results. **Therefore, the sum of the numbers in each column will be larger than the total number of people tested.**

Reporting lab	Inconclusive	Negative	Positive	Percent positive	Total
ST CATHERINE OF SIENA HOSPITAL		16	2	11%	18
OSCEOLA ALF OPERATOR, LLC DBA☐		18			18
DIXIE COUNTY HEALTH DEPARTMENT		11	7	39%	18
ST ELIZABETH MEDICAL CENTER LABORATORY		17	1	6%	18
MOORINGS PARK OAKSTONE AT GREY OAKS		17	1	6%	18
CAREHERE- LCS LEESBURG			18	100%	18
MINUTECLINIC DIAGNOSTIC OF NORTH CAROLINA PC		15	3	17%	18
MINUTECLINIC #8699		14	4	22%	18
COMMUNITY HOME HEALTH CARE		18			18
HELIX DIAGNOSTICS			18	100%	18
LEE MEMORIAL HEALTH SYSTEM D/B/A LEE COMMUNITY		16	2	11%	18
COMMONWEALTH OF MASSACHUSETTS			18	100%	18
ASCENSION ST VINCENT'S PRIMARY CARE		1	17	94%	18
BAPTIST MEDICAL GRP URGENT CARE & OCC HEALTH AIRPO		18			18
DEPT OF VA MEDICAL CENTER - BAY PINES			18	100%	18
ST VINCENTS AMBULATORY CARE INC DBA		15	3	17%	18
GLEN OAKS URGENT CARE		17	1	6%	18
HARLEM HOSPITAL CENTER		17	1	6%	18
UM MILLER SCHOOL OF MEDICINE			18	100%	18
1 TOUCH TOTALCARE SOLUTIONS		17	1	6%	18
CRANES VIEW LODGE			18	100%	18
BASSETTI & ASSOCIATES, MD, PA			18	100%	18
TPCA CLINICAL LABORATORIES		15	3	17%	18
MINUTECLINIC DIAGNOSTIC OF ILLINOIS L		15	3	17%	18
FAMILY CARE CYPRESS CREEK		1	17	94%	18
ROSS MEDICAL GROUP			18	100%	18
ST. JUDES LABORATORIES		12	6	33%	18
BAYLOR GENETICS		6	12	67%	18
KINDRED HOSPITAL OCALA		15	3	17%	18
Z UROLOGY		18			18
ORLANDO ORTHOPAEDIC OUTPATIENT SURGERY CENTER LLC		15	3	17%	18
XPRESS WELLNESS URGENT CARE			18	100%	18
CABOT RESERVE ON THE GREEN		18			18
ACCESS HEALTH CARE PHYSICIANS LLC		6	12	67%	18
MINUTECLINIC, LLC, DBA MINUTECLINIC #5		15	3	17%	18
MINUTECLINIC DIAGNOSTIC PA		16	2	11%	18
ENCOMPASS HEALTH REHABILITATION HOSPITAL OF SARASOTA		18			18
HARTFORD HOSPITAL ANCILLARY LAB		17	1	6%	18
MULBERRY'S MOBILE PROVIDER SERVICES LLC☐		4	14	78%	18
AURORA DIAGNOSTICS		6	12	67%	18
A LILIKO'I PHARMACY LLC		17	1	6%	18
49D2045214PHYSICIAN OFFICEWAIVERMEDEXPRESS URGENT CARE - HARRISONBU		9	9	50%	18
URGENT TEAM		14	3	18%	17
DIEGO FALLON MD PA		6	11	65%	17
THE CANOPY AT HARPER LAKE	1		16	94%	17
PARRISH HEALTH CENTER		14	3	18%	17
MINUTECLINIC DIAGNOSTIC OF MICHIGAN PC		16	1	6%	17

COVID-19: testing by laboratory

Data through Mar 9, 2021 verified as of Mar 10, 2021 at 09:25 AM

Data in this report are provisional and subject to change.

The numbers in the table below represent the number of Florida and non-Florida residents for whom test results were received by the Department of Health. A person can be tested by more than one laboratory and can have both positive and negative results. **Therefore, the sum of the numbers in each column will be larger than the total number of people tested.**

Reporting lab	Inconclusive	Negative	Positive	Percent positive	Total
RESOLVE MOLECULAR DIAGNOSTICS		13	4	24%	17
BROOKDALE ST AUGUSTINE			17	100%	17
CARENOW URGENT CARE-BRENTWOOD		11	6	35%	17
INFINITY BIOLOGIX LLC OAKDALE		16	1	6%	17
URGENT CARE WEST CLINIC		14	3	18%	17
COAST MED URGENT CARE		16	1	6%	17
AUBURN COMMUNITY HOSPITAL		15	2	12%	17
NAPHCARE INC		14	3	18%	17
THE PALMS PHARMACY, INC		16	1	6%	17
STATCARE URGENT & WALK IN MEDICAL CARE		15	2	12%	17
PRIMARY CARE WALK IN CLINIC PLLC			17	100%	17
DAVENPORT PEDIATRICS CLERMONT PA		15	2	12%	17
MD PLUS URGENT CARE, LLC			17	100%	17
BAY COUNTY HEALTH DEPARTMENT		13	4	24%	17
LAKELAND HILLS CENTER		10	7	41%	17
CARESPOT EXPRESS HEALTHCARE			17	100%	17
UNIVERSITY LAB			17	100%	17
PRATTVILLE BAPTIST HOSPITAL		13	4	24%	17
UVMCM MICROBIOLOGY		16	1	6%	17
IONA COLLEGE HEALTH & WELLNESS CENTER		17			17
BAPTIST MEMORIAL HEALTH CARE		15	2	12%	17
MASSACHUSETTS GENERAL HOSPITAL		1	16	94%	17
FORT WALTON BEACH DEVELOPMENTAL CENTER		16	1	6%	17
NEWPATH DIAGNOSTICS		11	6	35%	17
CVS NC3516POCT WINSTON SALEM		15	2	12%	17
ROBERT WOOD JOHNSON UNIVERSITY HOSP		15	2	12%	17
INN AT LAKE SEMINOLE SQUARE, THE		17			17
YUSRA MEDICAL ASSOCIATES PA		14	3	18%	17
LEE PHYSICIAN GROUP		15	2	12%	17
BROOKDALE CROWN POINT			17	100%	17
FLORIDA MEDICAL CLINIC - MULTI SPECIALTY CAMPUS		4	13	76%	17
URGENT CARE USA LLC		1	16	94%	17
TENDER CARE ALF		17			17
GENETIC TECHNOLOGICAL INNOVATIONS			17	100%	17
ALBIBI		1	16	94%	17
WELLINGTON FAMILY PRACTICE		13	4	24%	17
PRIMARY CARE MEDICINE	1	13	3	18%	17
URGENT CARE AT LONGWOOD			17	100%	17
BAY BREEZE HEALTH AND REHABILITATION CENTER		9	8	47%	17
Floral Health and Rehabilitation, LLC		16	1	6%	17
LABORATORY MEDICINE CONSULTANTS-LMC PA		15	2	12%	17
CAREATC INC BRANDON	1	15	1	6%	17
MARCO DRUGS AND COMPOUNDING		13	4	24%	17
VALLEY IMMEDIATE CARE		15	2	12%	17
JESSIE TRICE COMMUNITY HEALTH SYSTEM, INC		1	16	94%	17
UNIVERSITY OF ALABAMA - FUNGAL REFERENCE LABORATORY		12	5	29%	17
HEALTHCARE NOW			17	100%	17

COVID-19: testing by laboratory

Data through Mar 9, 2021 verified as of Mar 10, 2021 at 09:25 AM

Data in this report are provisional and subject to change.

The numbers in the table below represent the number of Florida and non-Florida residents for whom test results were received by the Department of Health. A person can be tested by more than one laboratory and can have both positive and negative results. **Therefore, the sum of the numbers in each column will be larger than the total number of people tested.**

Reporting lab	Inconclusive	Negative	Positive	Percent positive	Total
REGENEXX TAMPA BAY		14	2	13%	16
NORTHWEST FLORIDA SLEEP		1	15	94%	16
MORTON PLANT MEASE			16	100%	16
ADVENT HEALTH - ZEPHYRHILLS			16	100%	16
LAKEWOOD RANCH MEDICAL CENTER CLINICAL LAB			16	100%	16
STATEN ISLAND UNIVERSITY HOSPITAL		15	1	6%	16
EDWARD S BENNETT MD PLLC		16			16
MIDNIGHT MEDICINE			16	100%	16
MEDEXPRESS URGENT CARE LEWISBURG		15	1	6%	16
NOVANT HEALTH GOHEALTH URGENT CARE-HARRISBURG		8	8	50%	16
COMMUNITY HEALTH OF SOUTH FLORIDA INC			16	100%	16
SRMC AVALON		9	7	44%	16
SOMA MEDICAL CENTER # 4		2	14	88%	16
MINUTECLINIC DIAGNOSTIC OF TN PC #6435		14	2	13%	16
JOSEPH MIGNOGNA		13	3	19%	16
REOPEN DIAGNOSTICS			16	100%	16
SOMA MEDICAL CENTER PA			16	100%	16
PRO HEALTH FAMILY PHYSICIANS, NYSTROM		16			16
CVS MINUTE CLINIC DIAGNOSTIC OF TEXAS LLC		12	4	25%	16
INTERNAL MEDICINE ASSOCIATES & SPECIALTIES INC		15	1	6%	16
ST AUGUSTINE PLANTATION		1	15	94%	16
BVL PEDIATRICS		14	2	13%	16
HODGES CLUSTER		2	14	88%	16
GRAND VILLA OF ENGLEWOOD		12	4	25%	16
EAR NOSE & THROAT ASSOCIATES OF MANATEE PA		16			16
CRUCIAL CARE		10	6	38%	16
CALLAWAY CLINIC		11	5	31%	16
PROMEDICA LABORATORIES		11	5	31%	16
ALL FLORIDA FAMILY & SPORTS MEDICINE		15	1	6%	16
HEALTH CENTRAL HOSPITAL			16	100%	16
PANAMA CITY VITAS HOSPICE		16			16
CARE CENTERS OF NASSAU LLC MINER ROAD NORTH		16			16
MEDICINE AT LONGWOOD		16			16
Lab MSMC Hialeah			16	100%	16
ELTINGVILLE CIRCLE URGENT CARE		15	1	6%	16
FAST TRACK URGENT CARE CENTER - TYRONE			16	100%	16
MIRIMUS INC		1	15	94%	16
JS HEALTHCARE INC		16			16
PALM BEACH GARDENS MEDICAL CENTER			16	100%	16
MILLENNIUM PHYSICIAN GRP LLC NAPLES PINE RIDGE			16	100%	16
AURORA UNIVERSITY WELLNESS CENTER		16			16
MI CASA DORADA ASSISTED LIVING FACILIT		16			16
STARLING AT NOCATEE			16	100%	16
CLEVELAND CLINIC FLORIDA		1	15	94%	16
Life Care Center of Citrus County		15	1	6%	16
MEDEXPRESS URGENT CARE - ROBINSON TWP, STEUBENVILLE PIKE		14	2	13%	16
Casa Mora Rehabilitation & Extended Care		16			16

COVID-19: testing by laboratory

Data through Mar 9, 2021 verified as of Mar 10, 2021 at 09:25 AM

Data in this report are provisional and subject to change.

The numbers in the table below represent the number of Florida and non-Florida residents for whom test results were received by the Department of Health. A person can be tested by more than one laboratory and can have both positive and negative results. **Therefore, the sum of the numbers in each column will be larger than the total number of people tested.**

Reporting lab	Inconclusive	Negative	Positive	Percent positive	Total
CLEVELAND CLINIC			16	100%	16
NORTHWEST FLORIDA ENT, PA		5	11	69%	16
ENCOMPASS HOME HEALTH OF THE SOUTHEAST LLC		16			16
MEDEXPRESS URGENT CARE, MOON TOWNSHIP		15	1	6%	16
STAT MEDICAL CLINIC III INC		10	6	38%	16
URGENT CARE CLINIC OF LINCOLN		14	2	13%	16
BONIFAY NURSING AND REHABILITATION CENTER			16	100%	16
ST JOSEPH HOSPITAL		15	1	6%	16
MAITLAND PRIMARY CARE		9	7	44%	16
GRAND VILLA OF DEL RAY WEST		15	1	6%	16
PEACHTREE IMMEDIATE CARE			16	100%	16
MINUTECLINIC MINUTECLINIC #8746		15	1	6%	16
OKEECHOBEE HEALTHCARE FACILITY			16	100%	16
XERA MED RESEARCH			16	100%	16
CVS NC7047POCT DURHAM		15			15
SINAI HOSPITAL OF BALTIMORE		15			15
AJU GEORGE MD PA			15	100%	15
BAPTIST MEDICAL CENTER EAST		11	4	27%	15
MEADOWCREST MOLECULAR DIAGNOSTICS, LLC			15	100%	15
TELEVISIT MALABAR PEDIATRICS		5	10	67%	15
MC DIAGNOSTIC OF CONNECTICUT, PC #775		14	1	7%	15
MILTON 4707		15			15
BLOUNT MEMORIAL HOSPITAL		13	2	13%	15
OPTIONS FOR SENIORS INC DBA PALM KREST MANOR		12	3	20%	15
ORLANDO HEALTH		2	13	87%	15
UNAVAILABLE/UNKNOWN/NO INFORMATION FOUND			15	100%	15
EASTLAKE PEDIATRICS - TRINITY		15			15
NOVALIFE MEDSPA			15	100%	15
PRIMARY CARE SPECIALISTS OF ORLANDO LLC		12	3	20%	15
MEDEMERGE		14	1	7%	15
DIATHERIX		13	2	13%	15
Astoria Health and Rehab		15			15
BAYCARE MEDICAL GROUP INC			15	100%	15
WALK IN URGENT CARE			15	100%	15
CLINIC OF PEDIATRICS & GI MEDICINE INC		1	14	93%	15
ENCOMPASS HEALTH REHABILITATION HOSPITAL OF PANAMA CITY		10	5	33%	15
CARE NOW, INC		11	4	27%	15
EXPRESS FAMILY CARE LLC			15	100%	15
WACO HHSSURGEWACO	1	13	1	7%	15
ST ANTHONY'S HOSP PATIENT CARE SERVICE			15	100%	15
LAKE HOWARD HEIGHTS	1	12	2	13%	15
LPG PRIMARY CARE AT PINE ISLAND		13	2	13%	15
HUDSON VALLEY HOSPITAL CENTER LABORATORY		14	1	7%	15
MINUTECLINIC, LLC #4230		12	3	20%	15
FORT HAMILTON URGENT CARE		15			15
CUSTEAD CARE CENTER HAVEN HOSPICE		12	3	20%	15
HOLLEY-NAVARRE MEDICAL CLINIC		5	10	67%	15

COVID-19: testing by laboratory

Data through Mar 9, 2021 verified as of Mar 10, 2021 at 09:25 AM

Data in this report are provisional and subject to change.

The numbers in the table below represent the number of Florida and non-Florida residents for whom test results were received by the Department of Health. A person can be tested by more than one laboratory and can have both positive and negative results. **Therefore, the sum of the numbers in each column will be larger than the total number of people tested.**

Reporting lab	Inconclusive	Negative	Positive	Percent positive	Total
FAMILY CARE			15	100%	15
OPTIMAL CARE PEDIATRICS		1	14	93%	15
PATHLINE			15	100%	15
FLORIDA DEPARTMENT OF HEALTH IN HILLSBOROUGH COUNTY		1	14	93%	15
MINUTECLINIC DIAGNOSTIC OF LOUISIANA,		14	1	7%	15
BESSENT ROAD GROUP HOME		15			15
UNIVERSITY OF MIAMI MILLER SCHOOL			15	100%	15
ST VINCENT'S URGENT CARE		12	3	20%	15
MEDLAB ASSOCIATES LLC		15			15
ESTATES MEDICAL CENTER INC		4	11	73%	15
TMH FSU RAPID LABORATORY		2	13	87%	15
OAKMONTE VILLAGE OF DAVIE			15	100%	15
GRAND VILLA OF BOYNTON BEACH		14	1	7%	15
FAMILY CARE CENTER OF ARLINGTON		10	5	33%	15
MEDEXPRESS URGENT CARE - TIMBERLAKE		14	1	7%	15
ADVANCED HEALTHCARE ASSOCIATES		15			15
ADVENT HEALTH - WINTER HAVEN		7	7	50%	14
MIAMI BEACH MEDICAL GROUP LLC			14	100%	14
SARASOTA - ROBERT L TAYLOR COMMUNITY CENTER□		1	13	93%	14
HEALTH MED HOME CARE, LLC		14			14
SOUTHEASTERN UNIVERSITY INC		14			14
BAPTIST PEDIATRICS		11	3	21%	14
TALLAHASSEE PRIMARY CARE ASSOCIATES PA		12	2	14%	14
ORANGE REGIONAL MEDICAL CENTER LABORATORY		11	3	21%	14
MINUTECLINIC DIAGNOSTIC OF NORTH		13	1	7%	14
The Evangelical Lutheran Good Samaritan Society		14			14
PARROTT MEDICAL CLINIC			14	100%	14
INDIANA STATE DEPARTMENT OF HEALTH		1	13	93%	14
GREENSBORO PATHOLOGY LLC		14			14
BROWNE MEDICAL		12	2	14%	14
ALAN L MELOTEK MD		14			14
ALASKA PUBLIC HEALTH LAB		1	13	93%	14
SIGNATURE HEALTHCARE OF MIDDLEBURG		14			14
STEWART MELBOURNE HOSPITAL, INC	1		13	93%	14
SOUTHEASTERN LABORATORY			14	100%	14
MINUTECLINIC DIAGNOSTIC OF TN, PC 374		10	4	29%	14
MELBOURNE FAMILY PRACTICE		12	2	14%	14
Terrace of Jacksonville			14	100%	14
FLORIDA MEDICAL CLINIC IM MLK		9	5	36%	14
NORTHWESTERN MEMORIAL HOSPITAL			14	100%	14
POLK CHD BARTOW		13	1	7%	14
RIVERSIDE COTTAGES AT THE SHORES, LLC			14	100%	14
GRAND VILLA OF LARGO		12	2	14%	14
PULSE & REMEDY LLC			14	100%	14
TREASURE COAST URGENT CARE			14	100%	14
ST CLOUD MEDICAL GROUP		12	2	14%	14
BIG BEND HOSPICE INC		14			14

COVID-19: testing by laboratory

Data through Mar 9, 2021 verified as of Mar 10, 2021 at 09:25 AM

Data in this report are provisional and subject to change.

The numbers in the table below represent the number of Florida and non-Florida residents for whom test results were received by the Department of Health. A person can be tested by more than one laboratory and can have both positive and negative results. **Therefore, the sum of the numbers in each column will be larger than the total number of people tested.**

Reporting lab	Inconclusive	Negative	Positive	Percent positive	Total
BAYFRONT MEDICAL			14	100%	14
DAVITA DIALYSIS		4	10	71%	14
ADVENTHEALTH MEDICAL GROUP		10	4	29%	14
BOCA SIMON		2	12	86%	14
DESOTO HEALTH AND REHAB LLC		9	5	36%	14
MINUTECLINIC DIAGNOSTIC OF TN PC #566		12	2	14%	14
EPIPHANY HEALTH		8	6	43%	14
SIGMUND LABS LLC		14			14
FG RAPID RESULTS LLC		8	6	43%	14
MONTEFIORE ST LUKE'S CORNWALL HOSPITAL		10	4	29%	14
OPIS ISLAND LAKE CENTER		13	1	7%	14
UC HEALTH UNIVERSITY HOSPITAL		11	3	21%	14
TNC WALK IN CLINIC		10	4	29%	14
CITY OF OCALA EMPLOYEE HEALTH AND WELLNESS CENTER		11	3	21%	14
HEALTHFIRST ADVENT HEALTH CENTRA CARE COCOA BEACH			14	100%	14
MED TECH SERVICES OF PALM BEACH INC		13			13
Hackensack Umc Mountainside		12	1	8%	13
FLORIDA STATE HOSPITAL			13	100%	13
MONTEFIORE MEDICAL CENTER LABORATORIES - WEILER		9	4	31%	13
ACCESS HOME HEALTH OF FLORIDA LLC		13			13
PPD - IXLAYER		12	1	8%	13
KIDSWOOD PEDIATRICS CORP		5	8	62%	13
RIVERSIDE MEDICAL GROUP		12	1	8%	13
ARNOT OGDEN MEDICAL CENTER LABORATORY		13			13
VALDOSTA FAMILY MEDICINE		1	12	92%	13
CITY OF CLEARWATER EMPLOYEE HEALTH CENTER		4	9	69%	13
AVALON MEDICAL WALK IN CLINIC			13	100%	13
ESCAMBIA COMMUNITY CLINIC		2	11	85%	13
DYNAMIC DNA LAB		1	12	92%	13
ROCKLEDGE		3	10	77%	13
HUNTINGTON URGENT CARE		12	1	8%	13
MAINSTREET FAMILY SELECT		1	12	92%	13
CORNER OAK ESTATE LLC		13			13
INTERMOUNTAIN CENTRAL LAB		1	12	92%	13
HORIZON MEDICAL GROUP		11	2	15%	13
BROOKDALE DELAND			13	100%	13
FAMILY MEDICINE OF WESTON LLC		5	8	62%	13
CAREATC			13	100%	13
ORCHID COVE		3	10	77%	13
COMPREHENSIVE CHILDCARE ASSOCIATES		8	5	38%	13
PROHEALTH CARE ASSOCIATES MOBILE		10	3	23%	13
BELLEVUE HOSPITAL CENTER DEPARTMENT		13			13
VILLA OF KINGS AND QUEENS OF DELRAY		13			13
HARBOR CHASE OF JACKSONVILLE			13	100%	13
IN-OFFICE LAB		12	1	8%	13
PHELPS HOSPITAL LABORATORY		11	2	15%	13
GLENBROOKE AT PALM BAY			13	100%	13

COVID-19: testing by laboratory

Data through Mar 9, 2021 verified as of Mar 10, 2021 at 09:25 AM

Data in this report are provisional and subject to change.

The numbers in the table below represent the number of Florida and non-Florida residents for whom test results were received by the Department of Health. A person can be tested by more than one laboratory and can have both positive and negative results. **Therefore, the sum of the numbers in each column will be larger than the total number of people tested.**

Reporting lab	Inconclusive	Negative	Positive	Percent positive	Total
KIMBERLY J HENDERSON MD PC		12	1	8%	13
CROSS CARE CENTER			13	100%	13
SHELBY COUNTY HEALTH CARE CORPORATION		10	3	23%	13
ABC PEDIATRICS OF PORT ST LUCIE		11	2	15%	13
SOUTHEAST FAMILY HEALTHCARE CENTER			13	100%	13
VRL EUROFINs - HAWAII		13			13
CARENOW URGENT CARE-WEST END		8	5	38%	13
MC DIAGNOSTIC OF CONNECTICUT, PC #1960		13			13
IMMEDIATE CARE PA		11	2	15%	13
STATCARE URGENT AND WALK-IN MEDICAL CA		11	2	15%	13
Grand Villa of Dunedin		7	6	46%	13
BAPTIST PRIMARY CARE PONTE VEDRA		7	6	46%	13
MINUTE CLINIC		1	12	92%	13
OCCUPATIONAL HEALTH CENTERS OF THE SOUTHWEST PA		12	1	8%	13
MIAMI BEACH MEDICAL GROUP			13	100%	13
Sunnyside Care Center		13			13
CORAL LANDING ASSISTED LIVING		11	2	15%	13
BRYAN WHITFIELD MEMORIAL HOSPITAL		8	5	38%	13
MINUTECLINIC DIAGNOSTIC OF TN, PC 6438		11	2	15%	13
ORTHOPAEDIC SURGERY CENTER		13			13
LUCID DIAGNOSTICS LABS			13	100%	13
PASSPORT HEALTH OF TAMPA BAY		13			13
TLC FAMILY CARE HOME INC		13			13
PREMIER LABORATORY SERVICES, LLC		5	8	62%	13
EAR NOSE AND THROAT ASSOCIATES OF MANATEE, P.A.		10	3	23%	13
BAYA URGENT CARE LLC		1	12	92%	13
UNIVERSITY HOSPITAL UC HEALTH		9	4	31%	13
WORLD WRESTLING ENTERTAINMENT			13	100%	13
LIFE'S SPECIAL MOMENTS INC		13			13
SARNO FAMILY PRACTICE		1	12	92%	13
BERGEN NEW BRIDGE M		12	1	8%	13
SOMA MEDICAL CENTER, PA #4 FLORIDA MANGO			13	100%	13
LONG ISLAND JEWISH VALLEY STREAM		12	1	8%	13
PARKWEST MEDICAL CENTER		11	2	15%	13
CLINICAL LABORATORY SERVICES			13	100%	13
COVANCE CENTRAL LABORATORY			13	100%	13
MEDEXPRESS URGENT CARE - SEMINOLE SQUA		11	2	15%	13
BROOKLYN HOSPITAL CENTER DOWNTOWN CAMPUS		13			13
CVS MINUTE CLINIC DIAGNOSTIC PA		10	3	23%	13
WALGREEN		5	8	62%	13
SUMMIT ATLANTIC SURGERY CENTER		12			12
ADVENTHEALTH MEDICAL GROUP PEDIATRICS AT		2	10	83%	12
LEE COMMUNITY HEALTHCARE INC CAPE CORAL		12			12
FAMILY MEDICINE AT LONGWOOD			12	100%	12
SENIOR HOME CARE INC		12			12
AVENTURA HOSPITAL AND MEDICAL CENTER			12	100%	12
MORTON PLANT NORTH BAY HOSPITAL			12	100%	12

COVID-19: testing by laboratory

Data through Mar 9, 2021 verified as of Mar 10, 2021 at 09:25 AM

Data in this report are provisional and subject to change.

The numbers in the table below represent the number of Florida and non-Florida residents for whom test results were received by the Department of Health. A person can be tested by more than one laboratory and can have both positive and negative results. **Therefore, the sum of the numbers in each column will be larger than the total number of people tested.**

Reporting lab	Inconclusive	Negative	Positive	Percent positive	Total
MI2297090CV HOLLAND-23D2189684		12			12
MIRACLE ALF INC		12			12
Lady Lake Specialty Care			12	100%	12
MINUTECLINIC DIAGNOSTIC OF TN PC #320		11	1	8%	12
SUWANNEE COUNTY JAIL		11	1	8%	12
ST PETER'S UNIVERSITY HOSPITAL		9	3	25%	12
CVS MINUTE CLINIC DIAGNOSTIC OF TN #6044		10	2	17%	12
CVS MINUTE CLINIC DIAGNOSTIC OF WISCONSIN		12			12
THE PLAZA AT PARKSQUARE		12			12
LIFE CARE OF PORT SAINT LUCIE		3	9	75%	12
SAMARITAN MEDICAL CENTER		12			12
TMH PHYSICIAN PARTNERS - MONTICELLO		10	2	17%	12
INNOVATIVE RESEARCH OF WEST FLORIDA		9	3	25%	12
EFFINGER HEALTH, PA		12			12
CVA MINUTE CLINIC DIAGNOSTIC OF VIRGINIA, LLC		12			12
BROOKDALE CITRUS			12	100%	12
COLLIER COUNTY HEALTH DEPT.		7	5	42%	12
HAVEN HOSPICE			12	100%	12
SURGERY CENTER OF CORAL GABLES LLC,THE		10	2	17%	12
PRIMECARE AT PORT ORANGE			12	100%	12
MINUTECLINIC DIAGNOSTIC OF TN, PC 4992		12			12
GNT ASSOCIATES		11	1	8%	12
FHCP-PORT ORANGE		3	9	75%	12
MC DIAGNOSTIC OF CONNECTICUT PC #459		12			12
BROWARD DIALYSIS			12	100%	12
LAB UNKNOWN		1	11	92%	12
CITY OF NAPLES FIRE RESCUE		10	2	17%	12
APPLE DIAGNOSTICS LAB		5	7	58%	12
RUSSELL MEDICAL CENTER		11	1	8%	12
WOODLAND TOWERS		6	6	50%	12
NATIONAL GENETICS INST LABCORP		4	8	67%	12
FLORIDA DEPT OF HEALTH		4	8	67%	12
BAPTIST HEALTH			12	100%	12
MEDEXPRESS URGENT CARE-ALTOONA		10	2	17%	12
GADSDEN REGIONAL MEDICAL CENTER		12			12
NORTHERN WESTCHESTER HOSPITAL LABORATORY		10	2	17%	12
NAPLES GREEN VILLAGE		12			12
WELLMED AT PORT ST LUCIE WEST		8	4	33%	12
ACADIAN DIAGNOSTIC LABORATORIES		8	4	33%	12
GLEN OAKS HEALTH AND REHABILITATION CENTER			12	100%	12
PT&J REHAB - VILLAGE OF ROYAL PALM BEACH		12			12
OHIO STATE UNIVERSITY MEDICAL CENTER			12	100%	12
MEDLABS DIAGNOSTICS		10	2	17%	12
ORMOND MEDICAL ARTS		3	9	75%	12
LEON CHD		12			12
MADISON COUNTY HEALTH DEPARTMENT		5	7	58%	12
MEDEXPRESS URGENT CARE - LAFAYETTE		11	1	8%	12

COVID-19: testing by laboratory

Data through Mar 9, 2021 verified as of Mar 10, 2021 at 09:25 AM

Data in this report are provisional and subject to change.

The numbers in the table below represent the number of Florida and non-Florida residents for whom test results were received by the Department of Health. A person can be tested by more than one laboratory and can have both positive and negative results. **Therefore, the sum of the numbers in each column will be larger than the total number of people tested.**

Reporting lab	Inconclusive	Negative	Positive	Percent positive	Total
CVS MINUTE CLINIC, LLC		10	2	17%	12
FLORIDA PRESBYTERIAN HOMES INC		11	1	8%	12
MERCY MEDICAL CENTER		5	7	58%	12
METHODIST MEDICAL CENTER		9	3	25%	12
SOMA MEDICAL CENTER, P.A.			12	100%	12
IREPERTOIRE_MOL_LAB		12			12
CARE FAST MURABELLA		7	5	42%	12
MEDEXPRESS URGENT CARE - CHRISTIANBURG		8	4	33%	12
GEORGE W FERGUSON MD-CONCIERGE MEDICAL SERVICES PL		11	1	8%	12
MULBERRY CARE CENTER		7	5	42%	12
MEDEXPRESS URGENT CARE - MONROE		12			12
CVS TN5639POCT FARRAGUT		10	2	17%	12
MED LABS DIAGNOSTICS		7	5	42%	12
MEDEXPRESS URGENT CARE- MARYLAND		11	1	8%	12
MERIDIAN AT WATERWAYS, THE		10	2	17%	12
KETAMINE HEALTH CENTERS AT BONITA SPRINGS, LLC		12			12
ADVENTHEALTH MEDICAL GROUP CARE CLINIC AT		8	4	33%	12
VERITAS RESEARCH CORP			12	100%	12
PANCARE HEALTH - WEWA ELEMENTARY			12	100%	12
FLORIDA DEPARTMENT OF HEALTH WASHINGTON COUNTY		7	5	42%	12
CVS NC187POCT CHARLOTTE		11	1	8%	12
YORKVILLE PEDIATRIC URGENT CARE		12			12
DEPARTMENT OF PUBLIC HEALTH		12			12
IGENEX INC		11			11
ILLINOIS DEPT OF PUBLIC HEALTH LAB - SPRINGFIELD			11	100%	11
WELLMED AT SOUTH PARSONS		9	2	18%	11
NIGHT LITE PEDIATRICS CENTER, LLC		1	10	91%	11
SEMORAN FAMILY HEALTH LLC		10	1	9%	11
CVS CA9165POCT SAN DIEGO		11			11
UMHC/SYLVESTER AT KENDALL		1	10	91%	11
TROPICANA		5	6	55%	11
DOC PAM PA		10	1	9%	11
PALM BEACH PATHOLOGY		9	2	18%	11
AVALON FAMILY RESORT ASSISTED LIVING LLC		11			11
THE TERRACE OF SAINT CLOUD		9	2	18%	11
STATEN ISLAND UNIVERSITY HOSPITAL SEGUINE AVE		10	1	9%	11
DMH STEINHATCHEE FAMILY MEDICINE		8	3	27%	11
MINUTE CLINIC DIAGNOSTIC OF SOUTH CAROLINA		9	2	18%	11
45TH 1		11			11
ELITE HOME HEALTH SERVICES		11			11
ADVENT HEALTH MEDICAL GROUP FAMILY AND INTERNAL MEDICINE AT AVALON PAR		10	1	9%	11
MINUTECLINIC DIAGNOSTIC OF TN PC #6415		10	1	9%	11
MEDICAL CENTER AFFILIATES WEST PALM			11	100%	11
CVS NC7588POCT ASHEVILLE		8	3	27%	11
REDMED CLINIC OF ARLINGTON		10	1	9%	11
ACCENTCARE		11			11
CARROLL GARDENS URGENT CARE		11			11

COVID-19: testing by laboratory

Data through Mar 9, 2021 verified as of Mar 10, 2021 at 09:25 AM

Data in this report are provisional and subject to change.

The numbers in the table below represent the number of Florida and non-Florida residents for whom test results were received by the Department of Health. A person can be tested by more than one laboratory and can have both positive and negative results. **Therefore, the sum of the numbers in each column will be larger than the total number of people tested.**

Reporting lab	Inconclusive	Negative	Positive	Percent positive	Total
AIM LABORATORIES			11	100%	11
GAMMA DIAGNOSTIC LAB LLC			11	100%	11
TELEVISIT PALM BAY FAMILY PRACTICE		9	2	18%	11
CULINARY INSTITUTE OF AMERICA STUDENT	3	8			11
SEBRING PEDIATRICS LLC			11	100%	11
Rosewood Healthcare and Rehabilitation Center		5	6	55%	11
CVS TX8321POCT MCKINNEY		11			11
St Joseph's Hospital & Medical Center		10	1	9%	11
Hialeah Nursing And Rehabilitation Center		6	5	45%	11
JOHN W NORRIS III MD PA	1		10	91%	11
FIRST CHOICE PEDIATRICS WINTER SPRINGS		10	1	9%	11
MEYER PEDIATRICS CHTD		11			11
MHHS All Lab Subsection		11			11
CARLOS PORTU MD, PLLC			11	100%	11
CARINGTON MANOR		11			11
LEHIGH VALLEY HOSPITAL		3	8	73%	11
ASSOCIATES MD CYPRESS CREEK			11	100%	11
MINUTE CLINIC LLC #5733		11			11
ANYLABTEST NOW		4	7	64%	11
CARENOW URGENT CARE-HERMITAGE		7	4	36%	11
FAMILY MEDICINE AT HUNTERS CREEK		11			11
WINTER PARK CARE AND REHABILITATION			11	100%	11
RIVERWOOD CENTER,THE		1	10	91%	11
NORTH OKALOOSA PHYSICIAN GROUP		10	1	9%	11
ALCOVE ASSISTED LIVING FACILITY		11			11
KINGS BAY PEDIATRICS LLC		7	4	36%	11
GENESIS		7	4	36%	11
ADVENTIST HEALTH SYSTEM FLORIDA DEPT OF HEALTH		7	4	36%	11
CVS HEALTH, #3396		11			11
PINELLAS COUNTY HEALTH DEPARTMENT		2	9	82%	11
FRUITVILLE URGENT CARE			11	100%	11
St. Annes Nursing Center, St. Annes Residence, Inc.		11			11
URGENT CARE OF NEW YORK		11			11
PRIMECARE ACQUISITION FAMILY PRACTICE INC		11			11
RICH STREET GROUP HOME		4	7	64%	11
VITAS HEALTH INC		5	6	55%	11
Solaris Healthcare Pensacola			11	100%	11
VILLA HEALTH NH LLC		9	2	18%	11
MINUTECLINIC, LLC #244		10	1	9%	11
LONGWOOD PEDIATRICS LLC			11	100%	11
WANTAGH URGENT CARE		8	3	27%	11
MOUNT DORA PEDIATRICS		9	2	18%	11
AZALEA HEALTH		2	9	82%	11
VIRTUA WEST JERSEY HOSPITAL VOORHEES		9	2	18%	11
UNIVERSITY CENTRA CARE		10	1	9%	11
COLUMBIA MEMORIAL HOSPITAL		11			11
WATSON HEALTHCARE		8	3	27%	11

COVID-19: testing by laboratory

Data through Mar 9, 2021 verified as of Mar 10, 2021 at 09:25 AM

Data in this report are provisional and subject to change.

The numbers in the table below represent the number of Florida and non-Florida residents for whom test results were received by the Department of Health. A person can be tested by more than one laboratory and can have both positive and negative results. **Therefore, the sum of the numbers in each column will be larger than the total number of people tested.**

Reporting lab	Inconclusive	Negative	Positive	Percent positive	Total
BRONSON FIRE DEPARTMENT		11			11
CVS NY491POCT JACKSON HEIGHTS		11			11
WALGREENS #04618		10	1	9%	11
GENOPTIX MEDICAL LABORATORY		10	1	9%	11
BRIDGE DIAGNOSTICS			11	100%	11
BIOTECH CLINICAL LABORATORIES, INC.		1	10	91%	11
FLORIDA HOSPITAL PHYSICIAN GROUP		3	8	73%	11
FAMILY PRACTICE ON THE GO		6	5	45%	11
NORTON HEALTHCARE			10	100%	10
JOHNS HOPKINS MEDICAL LABORATORIES		1	9	90%	10
RICHMOND UNIVERSITY MEDICAL CENTER		8	2	20%	10
MISSOURI DEPARTMENT OF HEALTH AND SENIOR SERVICES			10	100%	10
MOSOLF PEDIATRICS			10	100%	10
MEDEXPRESS URGENT CARE - SALEM		6	4	40%	10
URGENT CARE & FAMILY PRACTICE CENTER			10	100%	10
MAINSTREET FAMILY CARE			10	100%	10
CARENOW URGENT CARE-DONELSON		7	3	30%	10
Avalon Healthcare and Rehabilitation Center			10	100%	10
ISLAND COAST PEDIATRICS IN-HOUSE LAB		10			10
LAKE NONA MEDICAL SERVICES		3	7	70%	10
CREATIVE TESTING SOLUTIONS		3	7	70%	10
DELIVER MY MEDS CORP		10			10
ATMORE NURSING CENTER		9	1	10%	10
AFC URGENT CARE - CEDAR GROVE		10			10
RHODE ISLAND DEPARTMENT OF HEALTH			10	100%	10
HIGH TOWER ALF LLC		9	1	10%	10
PHYSICIANS REGIONAL MEDICAL CTR - COLLIER BLVD			10	100%	10
BEAUMONT LABORATORY			10	100%	10
Westchester General Hospital			10	100%	10
MINUTECLINIC DIAGNOSTIC OF TEXAS LLC		8	2	20%	10
BROOKDALE PANAMA CITY		9	1	10%	10
MEDEXPRESS URGENT CARE PARKERSBURG		8	2	20%	10
MOLECULAR PATHOLOGY LABORATORY			10	100%	10
CVS NC2357POCT HUNTERSVILLE		9	1	10%	10
MAIMONIDES MEDICAL CENTER		7	3	30%	10
BAYONET POINT HOSPITAL			10	100%	10
ACCESS PHARMACY		10			10
RED MOUNTAIN DIAGNOSTICS		10			10
MINUTE CLINIC DIAGNOSTIC OF TEXAS, LLC		10			10
COLLIER HMA PHYSICIAN MANAGEMENT, LLC		2	8	80%	10
BAYSIDE LABORATORIES INC		10			10
VASCONCELLO COHEN MD PA		9	1	10%	10
CBC LAB		3	7	70%	10
MEDEXPRESS URGENT CARE - PANTOPS		9	1	10%	10
CVS MINUTE CLINIC DIAGNOSTIC MED GRP OF CA		10			10
PBC PREMIER FAMILY HEALTH			10	100%	10
VITALANT		1	9	90%	10

COVID-19: testing by laboratory

Data through Mar 9, 2021 verified as of Mar 10, 2021 at 09:25 AM

Data in this report are provisional and subject to change.

The numbers in the table below represent the number of Florida and non-Florida residents for whom test results were received by the Department of Health. A person can be tested by more than one laboratory and can have both positive and negative results. **Therefore, the sum of the numbers in each column will be larger than the total number of people tested.**

Reporting lab	Inconclusive	Negative	Positive	Percent positive	Total
MONROE COUNTY HOSPITAL		7	3	30%	10
HCR MANORCARE		10			10
ARBORS OF GULF BREEZE, THE		8	2	20%	10
RPC@HODGES		2	8	80%	10
CROSSROADS URGENT CARE, PLLC		10			10
CANCER RESEARCH LAB, BOB JONES UNIVERSITY		10			10
EMERALD COAST HOSPICE - CRESTVIEW		10			10
BAYFRONT FAMILY HEALTH CENTER			10	100%	10
SAVANNAH MANOR ASSISTED LIVING COMMUNITY			10	100%	10
HIRAM COLLEGE HEALTH CENTER (ABBOTT)		10			10
VENICE GREEN VILLAGE		3	7	70%	10
PLYMOUTH HARBOR INCORPORATED		9	1	10%	10
MINUTECLINIC, LLC, DBA MINUTECLINIC #6		10			10
MINUTECLINIC DIAGNOSTIC OF PA, LLC (1036)		8	2	20%	10
SUPERIOR RESIDENCES OF CLERMONT		2	8	80%	10
UNDERGROUND FREE CLINIC		10			10
PRORENATA LABS		2	8	80%	10
KISSIMMEE VA OUTPATIENT CLINIC		10			10
MINUTE-CLINIC DIAGNOSTIC OF VIRGINIA		9	1	10%	10
METHODIST HOSPITAL			10	100%	10
AMBRY GENETICS CORPORATION		10			10
FLEMING ISLAND CENTER FOR CLINICAL RESEARCH		10			10
THE MARY IMOGENE BASSETT HOSPITAL		10			10
ALACHUA			10	100%	10
VETERNANS ADMINISTRATION			10	100%	10
MINUTECLINIC DIAGNOSTIC OF NEW MEXICO		10			10
NIGHT OWL PEDIATRICS URGENT CARE			10	100%	10
Maury Regional Hospital		6	4	40%	10
MEDEX REGIONAL LABORATORIES LLC		1	9	90%	10
COMMUNITY HEALTH CENTER		2	8	80%	10
RAYMOND BASRI MD		10			10
HNL LAB MEDICINE		7	3	30%	10
FAMILY HEALTH CENTER AT PORT ST JOHN		4	6	60%	10
MEDEXPRESS URGENT CARE - WINCHESTER GATEWAY		8	2	20%	10
CARENOW URGENT CARE - EAST NASHVILLE		8	2	20%	10
MC DIAGNOSTIC OF CONNECTICUT, PC # 257		9	1	10%	10
LPG PRIMARY CARE AT BONITA BAY LIFESTYLE CENTER		9	1	10%	10
DES PLAINES CLINICAL LAB		3	7	70%	10
AMERICAN HOUSE FORT MYERS		10			10
PANCARE HEALTH - VERNON ELEMENTARY			10	100%	10
CONSULATE HEALTH CARE OF PENSACOLA			10	100%	10
CORONA PATHOLOGY		10			10
TENNESSEE DEPARTMENT OF HEALTH (TDH) - CENTRAL LABORATORY		2	8	80%	10
APPALACHIAN REGIONAL HEALTHCARE SYSTEM		10			10
KIDSVILLE PEDIATRICS			10	100%	10
LUXOR SCIENTIFIC LLC		1	9	90%	10
SAMARITAN HOSPITAL LABORATORY		9	1	10%	10

COVID-19: testing by laboratory

Data through Mar 9, 2021 verified as of Mar 10, 2021 at 09:25 AM

Data in this report are provisional and subject to change.

The numbers in the table below represent the number of Florida and non-Florida residents for whom test results were received by the Department of Health. A person can be tested by more than one laboratory and can have both positive and negative results. **Therefore, the sum of the numbers in each column will be larger than the total number of people tested.**

Reporting lab	Inconclusive	Negative	Positive	Percent positive	Total
PHASE2 LABS	2	6	2	20%	10
MINUTECLINIC DIAGNOSTIC OF RHODE ISLAND		7	3	30%	10
HEALTH NETWORK LABORATORIES		6	4	40%	10
MEDICAL LABORATORY DIAGNOSTICS			10	100%	10
NEW JERSEY DEPARTMENT OF HEALTH COMMUNICABLE DISEASE SERVICE		3	7	70%	10
NOT INDICATED		1	9	90%	10
BELLE GLADES HEALTH CLINIC			10	100%	10
URGENT CARE CENTER AT PINNACLE		4	6	60%	10
MEDEXPRESS URGENT CARE CHARLESTON		6	4	40%	10
MINUTECLINIC INCORPORATE, LLC		8	2	20%	10
PERSONAL PEDIATRICS PA		7	3	30%	10
URGENT MEDICAL CENTER INC		2	8	80%	10
MONTEFIORE NYACK HOSPITAL AFFILIATED LABORATORY		10			10
ASHRAF MEDICAL GROUP PLLC DBA PULSE M		9	1	10%	10
LAKE BALDWIN CBOC		9	1	10%	10
BROWARD HEALTH CARE			10	100%	10
BOCA RATON REGIONAL HOSPITAL LAB			10	100%	10
ONEIDA HEALTHCARE CENTER		8	2	20%	10
KEY TRAINING CENTER			10	100%	10
MEDEXPRESS URGENT CARE-KATY		7	3	30%	10
ORLANDO ORTHOPAEDIC OUTPATIENT SURGERY CENTER		6	4	40%	10
WESTPAC LABS INC	1		9	90%	10
ADVENTIST HEALTH SYSTEM		9	1	10%	10
ALABAMA DEPARTMENT OF PUBLIC HEALTH		1	9	90%	10
CVS MINUTE CLINIC DIAGNOSTIC PA #3060		8	1	11%	9
MINUTE CLINIC LLC #1448		8	1	11%	9
OPTUM SILVER LAKES			9	100%	9
ORANGE PARK PEDIATRIC ASSOCIATES		1	8	89%	9
WINDSOR OF SAN PABLO, THE		6	3	33%	9
LOREY ALF		9			9
FLORIDA MENTOR		7	2	22%	9
OUR HOME AT BEACON HILL			9	100%	9
GRAND VILLA OF DELRAY EAST		9			9
FOX FAMILY PRACTICE		9			9
CVS TN5601POCT LENOIR CITY		9			9
MINUTECLINIC DIAGNOSTIC OF TN PC #6363		8	1	11%	9
HAWTHORNE INN OF LAKELAND		9			9
GULF COAST MEDICAL GROUP		2	7	78%	9
MINUTE CLINIC DIAGNOSTIC OF TN PC #64		9			9
CHILDREN'S HEALTHCARE OF ATLANTA/EGLESTON		9			9
SOUTH FLORIDA BAPTIST HOSPITAL			9	100%	9
UNIVERSITY MEDICAL CENTER		8	1	11%	9
CVS MINUTE CLINIC DIAGNOSTIC OF TN #3293		9			9
ST JOSEPH WOMENS HOSPITAL			9	100%	9
JOHNS HOPKINS ALL CHILDRENS			9	100%	9
BAYFRONT HEALTH ST PETERSBURG		8	1	11%	9
MEDEXPRESS URGENT CARE - BEECH GROVE		8	1	11%	9

COVID-19: testing by laboratory

Data through Mar 9, 2021 verified as of Mar 10, 2021 at 09:25 AM

Data in this report are provisional and subject to change.

The numbers in the table below represent the number of Florida and non-Florida residents for whom test results were received by the Department of Health. A person can be tested by more than one laboratory and can have both positive and negative results. **Therefore, the sum of the numbers in each column will be larger than the total number of people tested.**

Reporting lab	Inconclusive	Negative	Positive	Percent positive	Total
MINUTECLINIC DIAGNOSTIC OF NORTH CAROLINA, PC		8	1	11%	9
NATURE COAST REGIONAL MEDICAL CENTER			9	100%	9
BRENNITY AT VERO BEACH, THE			9	100%	9
FAMILY PRACTICE OF DAVIE INC			9	100%	9
MINUTECLINIC LLC (1435)		8	1	11%	9
ANY LAB TEST NOW INC			9	100%	9
MEDEXPRESS URGENT CARE-LATROBE		9			9
NORTHSHORE UNIVERSITY HEALTHSYSTEM EVANSTON HOSPITAL LAB			9	100%	9
MIDMICHIGAN MEDICAL CENTER			9	100%	9
LYNN KEEFE, MD PEDIATRICS		6	3	33%	9
MINUTECLINIC, LLC #1470		9			9
INTEGRATED FAMILY MEDICAL CENTER			9	100%	9
OMNI			9	100%	9
MOBILE RESPONSE DIAGNOSTICS LLC		8	1	11%	9
SOMA MEDICAL CENTER PA #4			9	100%	9
LAKE NONA MEDICAL SERVICE LLC		9			9
NIGHT LITE PEDIATRICS CENTER		1	8	89%	9
Manor Care of Dunedin		6	3	33%	9
CLAYMED OF NORTH FLORIDA			9	100%	9
NORTHWEST FLORIDA COMMUNITY HOSPITAL LABORATORY		8	1	11%	9
WINDSOR OF GAINESVILLE		9			9
NEW YORK PRESBYTERIAN - LOWER MANHATTAN		9			9
ORLANDO MEDICAL CENTER PL		1	8	89%	9
PALM BAY URGENT CARE PL		1	8	89%	9
Signature Healthcare of Ormond		9			9
MINUTECLINIC DIAGNOSTICS OF IND, LLC		9			9
NASCAR EVENT MANAGEMENT, LLC		9			9
MINUTECLINIC, LLC, DBA MINUTECLINIC #6106		7	2	22%	9
MEDEXPRESS URGENT CARE MONACA		9			9
BERRYHILL MANOR		9			9
MEDEXPRESS URGENT CARE - BENTON HARBOR		9			9
PALM BEACH CDH - DELRAY BEACH			9	100%	9
CHEMISYS LABORATORIES		1	8	89%	9
Fouraker Hills Rehab and Nursing			9	100%	9
CVS PHARMACY NO 274		9			9
ALLIANCE HEALTH AND REHABILITATION CENTER		9			9
CVS MINUTE CLINIC DIAGNOSTIC OF TEXAS, LLC		9			9
UHEALTH UNIVERSITY OF MIAMI			9	100%	9
ENCOMPASS HOME HEALTH OF THE SOUTHEAST LLC		9			9
CVS MO8590POCT KANSAS CITY		5	4	44%	9
ILLINOIS DEPARTMENT OF PUBLIC HEALTH		1	8	89%	9
WADSWORTH CENTER - DAVID AXELROD INSTITUTE		8	1	11%	9
ADVENT HEALTH - FOUR CORNERS ER		8	1	11%	9
ASSOCIATES IN MEDICINE		7	2	22%	9
CLEVELAND TENNESSEE HOSPITAL COMPANY		8	1	11%	9
CVS MINUTE CLINIC DIAGNOSTIC		8	1	11%	9
LEE COMMUNITY HEALTHCARE INC NORTH FORT MYERS		9			9

COVID-19: testing by laboratory

Data through Mar 9, 2021 verified as of Mar 10, 2021 at 09:25 AM

Data in this report are provisional and subject to change.

The numbers in the table below represent the number of Florida and non-Florida residents for whom test results were received by the Department of Health. A person can be tested by more than one laboratory and can have both positive and negative results. **Therefore, the sum of the numbers in each column will be larger than the total number of people tested.**

Reporting lab	Inconclusive	Negative	Positive	Percent positive	Total
DAVID LAWRENCE CENTER INC		7	2	22%	9
MICHIGAN DEPARTMENT OF COMMUNITY HEALTH		1	8	89%	9
SMH PHYSICIAN SERVICES INC		9			9
Consulate Health Care of Brandon		7	2	22%	9
DYNAMIC HEALTH CENTERS INC		5	4	44%	9
PEPIN ACADEMIES-PASCO		9			9
VA MEDICAL CENTER			9	100%	9
GLADES COUNTY DETENTION CENTER			9	100%	9
ROSEMONT GARDENS INC		9			9
MINUTE CLINIC LLC #2775		8	1	11%	9
MINUTE CLINIC DIAGNOSTIC OF SC, LLC #42		8	1	11%	9
WESTERN NEW YORK IMMEDIATE MEDICAL CAR		9			9
PEDIATRIC HEALTH CARE ALLIANCE			9	100%	9
PATEL MEDICAL VENTURES		8	1	11%	9
ST JUDE LABORATORIES		7	2	22%	9
LAKE CO SCHOOLS EMPLOYEE HEALTH & WELLNESS CENTER	1	6	2	22%	9
EMERGENCY MEDICAL CENTER		3	6	67%	9
MINUTECLINIC DIAGNOSTIC OF NEW JERSEY, LLC # 7069		9			9
BUENA VIDA ESTATES			9	100%	9
CVS TX10016POCT PRINCETON		9			9
FLORIDA CENTER FOR DERMATOLOGY LABORATORY			9	100%	9
MEDEXPRESS URGENT CARE - SWANSEA, N ILLINOIS ST		8	1	11%	9
ROSECASTLE			9	100%	9
COLLIER BLVD HMA PHYSICIAN MANAGEMENT,, LLC			9	100%	9
PENSACOLA CLUSTER			9	100%	9
PREMIUM HEALTH CARE			9	100%	9
FLORIDA HOSPITAL WINTER PARK		7	2	22%	9
PRIME MEDICAL CARE, LLC		9			9
UCARE			9	100%	9
VILLAGE PLACE HEALTH AND REHAB		9			9
KEY WEST URGENT CARE, INC		3	6	67%	9
CVS PA6902POCT BRYN MAWR		7	2	22%	9
RIVERVIEW REGIONAL MEDICAL CENTER		7	2	22%	9
FAST PACE MEDICAL CLINIC PLLC		7	2	22%	9
INSPIRED LIVING AT PALM BAY		7	2	22%	9
PRECISION GENETICS			9	100%	9
ORLANDO HEALTH PHYSICIAN ASSOCIATES		4	5	56%	9
GCPM MANUAL MICROBIOLOGY		1	8	89%	9
CHILDREN'S HEALTH CENTER INC.		7	2	22%	9
MAGNOLIA MANOR			9	100%	9
MINUTECLINIC, LLC, #4160		6	3	33%	9
MINUTECLINIC DIAGNOSTIC OF MINNESOTA		9			9
WESTCHESTER GENERAL HOSPITAL BLOOD GAS LAB			9	100%	9
REMISE OCCUPATIONAL HEALTH SOLUTIONS INC			9	100%	9
NEMOURS CHILDREN'S PRIMARY CARE VERO BEACH			9	100%	9
CVS MINUTE CLINIC DIAG OF IND, LLC #6549		9			9
CARENOW URGENT CARE-GREEN HILLS		9			9

COVID-19: testing by laboratory

Data through Mar 9, 2021 verified as of Mar 10, 2021 at 09:25 AM

Data in this report are provisional and subject to change.

The numbers in the table below represent the number of Florida and non-Florida residents for whom test results were received by the Department of Health. A person can be tested by more than one laboratory and can have both positive and negative results. **Therefore, the sum of the numbers in each column will be larger than the total number of people tested.**

Reporting lab	Inconclusive	Negative	Positive	Percent positive	Total
LAKEVIEW HEALTH SYSTEMS			9	100%	9
FLORIDA MEDICAL CL ODOM TPA		4	5	56%	9
PINELLAS PARK FIRE DEPARTMENT		9			9
MINUTECLINIC, LLC #4682		5	4	44%	9
CARENOW URGENT CARE-MT JULIET		8	1	11%	9
MINUTECLINIC DIAGNOSTIC OF OKLAHOMA		7	2	22%	9
ALLINA HEALTH - ABBOTT NORTHWESTERN HOSPITAL		5	3	38%	8
FLORIDA HEART AND VASCULAR MULTISPECIALTY GROUP		8			8
JUPITER CLINIC			8	100%	8
JOHN T MATHER MEMORIAL HOSPITAL LABORATORY		7	1	13%	8
MAGNOLIA PEDIATRICS GROUP LLC			8	100%	8
CVS HEALTH MINUTE CLINIC		1	7	88%	8
MONTEFIORE MEDICAL CENTER LABORATORIES - NORTH		8			8
MINUTECLINIC DIAGNOSTIC OF SC, LLC #2		7	1	13%	8
BEAUMONT EMERGENCY CENTER			8	100%	8
TRUE HEALTH		5	3	38%	8
WALK-IN MEDICAL CARE			8	100%	8
ROBERT WOOD JOHNSON HOSPITAL		7	1	13%	8
GRAND VILLA OF LAKE LAND		8			8
MEDICANA NURSING AND REHAB CENTER			8	100%	8
DR PHILLIPS MEDICAL WELLNESS CENTER		8			8
DORAL URGENT CARE			8	100%	8
GRAND VILLA OF MELBOURNE		6	2	25%	8
CURATIVE		1	7	88%	8
UF HEALTH			8	100%	8
MEDEXPRESS URGENT CARE - FORT WORTH S		7	1	13%	8
BENSONHURST URGENT CARE		8			8
MINUTECLINIC DIAGNOSTIC OF TN PC #5671		5	3	38%	8
LIFELINK TISSUE BANK D/B/A LIFELINK TISSUE BANK		7	1	13%	8
MED & CO INVESTMENT LLC		7	1	13%	8
ST LUKES ROOSEVELT LABORATORY		7	1	13%	8
ST. JOSEPH HOSPITAL AND HEALTH CARE INC.			8	100%	8
MINUTECLINIC DIAGNOSTIC OF VIRGINIA		8			8
IU HEALTH PATHOLOGY		1	7	88%	8
ALACHUA COUNTY HEALTH DEPARTMENT		1	7	88%	8
FHCP-ORANGE CITY			8	100%	8
BLOOMINGDALE PEDIATRIC ASSOCIATES PA			8	100%	8
ADVANCED RESEARCH FOR HEALTH IMPROVEMENT		6	2	25%	8
SOMA MEDICAL CENTER MD PA #7 PEDIATRICS			8	100%	8
EXECUTIVE MEDICAL SERVICES		8			8
HARBORCHASE OF DR PHILLIPS		7	1	13%	8
GRAND AVE PHARMACY		1	7	88%	8
PUTNAM FAMILY CARE INC		3	5	63%	8
MINUTECLINIC DIAG OF IND, LLC #6697		8			8
ST VINCENT'S ST CLAIR		5	3	38%	8
Nashville Central Laboratory		8			8
UNIVERSITY HOSPITALS OF CLEVELAND		4	4	50%	8

COVID-19: testing by laboratory

Data through Mar 9, 2021 verified as of Mar 10, 2021 at 09:25 AM

Data in this report are provisional and subject to change.

The numbers in the table below represent the number of Florida and non-Florida residents for whom test results were received by the Department of Health. A person can be tested by more than one laboratory and can have both positive and negative results. **Therefore, the sum of the numbers in each column will be larger than the total number of people tested.**

Reporting lab	Inconclusive	Negative	Positive	Percent positive	Total
ST CLOUD PHYSICIAN MANAGMENT LLC		7	1	13%	8
MEDEXPRESS ELKINS		8			8
JX REF LAB			8	100%	8
FLORIDA CLINICAL LAB		1	7	88%	8
FLORIDA KEYS CONCIERGE MEDICINE, LLC		6	2	25%	8
UNIVERSITY OF MIAMI MILLER SCHOOL OF MEDICINE			8	100%	8
HEALTHPARK MEDICAL CTR NURSING SVC		8			8
MINUTECLINIC DIAGNOSTIC OF TN PC #242		5	3	38%	8
FOUNTAINVIEW BY FIVE STAR QUALITY CARE		7	1	13%	8
LAKELAND REGIONAL HEALTH GRASSLANDS		7	1	13%	8
SEA LEVEL LABS			8	100%	8
MINUTECLINIC DIAGNOSTIC OF NEW JERSEY,		7	1	13%	8
VAIL VALLEY MEDICAL CENTER			8	100%	8
BARTON PARKER OD PC		8			8
VIGILINT HEALTHCARE		6	2	25%	8
MINUTECLINIC #8760		8			8
MID-HUDSON VALLEY DIVISION OF WESTCHESTER MEDICAL		8			8
URGENT TEAM MANAGEMENT OF TENNESSEE		7	1	13%	8
HUNTINGTON VILLAGE URGENT CARE		8			8
GOLISANO CHILDREN'S HOSPITAL OF SOUTHWEST FLORIDA		6	2	25%	8
HOLY NAME MEDICAL CENTER	1	6	1	13%	8
OKLAHOMA STATE DEPARTMENT OF HEALTH-PUBLIC HEALTH LABORATORY			8	100%	8
DOCTOR'S IN HOUSE LAB			8	100%	8
CVS MINUTE CLINIC DIAGNOSTIC OF TEXAS,LLC		6	2	25%	8
CVS MINUTE CLINIC DIAGNOSTIC OF NEW JERSEY		8			8
LANE PEDIATRICS PA			8	100%	8
MINUTECLINIC, LLC #1492		8			8
DOCTOR'S IN-HOUSE LAB/COMMUNITY HEALTH CENTERS OF PINELLAS - CLEARWATE			8	100%	8
ARTHREX MEDICAL CENTER EAST		4	4	50%	8
BAPTIST OUTPATIENT			8	100%	8
LIFE CARE CITRUS COUNTY			8	100%	8
MINUTE-CLINIC DIAGNOSTIC OF VIRGINIA, LLC #2003		5	3	38%	8
ALBION COLLEGE (ABBOTT)		8			8
MINUTECLINIC DIAGNOSTIC OF ILLINOIS LL		8			8
CAREPOINT CLINIC		5	3	38%	8
PALMS WEST HOSPITAL			8	100%	8
APEX HOME HEALTH CARE		7	1	13%	8
PALM BEACH COUNTY HEALTH DEPARTMENT LABORATORY			8	100%	8
OSWEGO HOSPITAL LABORATORY		7	1	13%	8
TREASURE ISLE LLC		8			8
NEW HAMPSHIRE DEPARTMENT OF HEALTH AND HUMAN SERVICES		3	5	63%	8
DOH-TAMPA BRANCH LABORATORY (MLK BLVD)		4	4	50%	8
DOTHAN PEDIATRIC CLINIC			8	100%	8
NORTHSIDE HOSPITAL		2	6	75%	8
Sunset Lake Health and Rehabilitation Center		8			8
ST CHARLES HOSPITAL LABORATORY		8			8
EC OPCO TIMBERLIN PARC LLC		8			8

COVID-19: testing by laboratory

Data through Mar 9, 2021 verified as of Mar 10, 2021 at 09:25 AM

Data in this report are provisional and subject to change.

The numbers in the table below represent the number of Florida and non-Florida residents for whom test results were received by the Department of Health. A person can be tested by more than one laboratory and can have both positive and negative results. **Therefore, the sum of the numbers in each column will be larger than the total number of people tested.**

Reporting lab	Inconclusive	Negative	Positive	Percent positive	Total
ORMOND BEACH CENTRA CARE			8	100%	8
INTERNAL MEDICINE AND AESTHETICS OF NAPLES LLC		8			8
MINUTECLINIC, LLC #05038		8			8
WATERFORD AT CREEKSIDE, THE			8	100%	8
CIAN DIAGNOSTICS			8	100%	8
BIOTECH PHARMACEUTICAL GROUP LLC			8	100%	8
LAKE CONWAY URGENT CARE LLC		2	6	75%	8
MEDEXPRESS URGENT CARE - WASHINGTON		6	2	25%	8
CONSULATE HEALTH CARE		7	1	13%	8
DEPARTMENT OF HEALTH- CITRUS COUNTY		1	7	88%	8
NEMOURS CHILDREN'S URGENT			8	100%	8
ALLEGRO - TAMPA	1	4	3	38%	8
CAN COMMUNITY HEALTH, INC		8			8
CVS MINUTE CLINIC DIAGNOSTIC OF VIRGINIA		8			8
NITIN BAWA PROFESSIONAL ASSOCIATES			8	100%	8
WELLIGENT		1	7	88%	8
LEMOYNE COLLEGE WELLNESS CENTER FOR		8			8
West Gate Village, LLC		8			8
ATLANTIC CONSOLIDATED LABORATORY		8			8
THE WOLFF CENTER FOR CHILD & ADOLESCENT HEALTH			8	100%	8
DOH JACKSONVILLE CENTRAL LABORATORY		3	5	63%	8
MINUTE CLINIC INCORPORTE		8			8
DIXITKUMAR N MODI MD PA			8	100%	8
CLEARWATER PEDIATRIC CARE		1	7	88%	8
GENE STREET LABORATORIES, LLC		6	2	25%	8
JACKSON CLINIC PA,THE		4	4	50%	8
LAB UNKNOWN		6	2	25%	8
SYLVESTER AT PLANTATION LABORATORY		7	1	13%	8
MEDEXPRESS URGENT CARE, BUTLER		5	3	38%	8
LMH SKILLED NURSING UNIT		8			8
VETERANS AFFAIRS MEDICAL CENTER - OUTPATIENT			8	100%	8
INTERNAL MEDICINE ASSOCIATES OF JACKSON HOSPITAL			8	100%	8
Rehabilitation Center of the Palm Beaches		8			8
GENEUS DIAGNOSTICS			8	100%	8
ARCHBOLD MEMORIAL HOSPITAL/LAB		3	5	63%	8
ADVENTHEALTH MEDICAL GROUP PEDIATRIC & ADOLESCENT		7	1	13%	8
THOMAS JEFFERSON UNIVERSITY HOSPITAL		4	4	50%	8
SOUTHEASTERN PEDIATRIC ASSOCIATES			8	100%	8
BLOOMING GARDENS OF CARE INC		8			8
CARE ATC - CITY OF BOYNTON BEACH	1	2	5	63%	8
FHPG_EXP CARE W HILLSBOROUGH			8	100%	8
X-GENE MOLECULAR LABS		1	7	88%	8
HEALTHMARK REGIONAL HOSPITAL LAB		4	4	50%	8
MINUTE CLINIC LLC #10203		6	2	25%	8
CVS NJ617POCT CEDAR GROVE		7	1	13%	8
WHITE SANDS OUTPATIENT SERVICES (WSOP SERVICES LLC		8			8
STPET		6	2	25%	8

COVID-19: testing by laboratory

Data through Mar 9, 2021 verified as of Mar 10, 2021 at 09:25 AM

Data in this report are provisional and subject to change.

The numbers in the table below represent the number of Florida and non-Florida residents for whom test results were received by the Department of Health. A person can be tested by more than one laboratory and can have both positive and negative results. **Therefore, the sum of the numbers in each column will be larger than the total number of people tested.**

Reporting lab	Inconclusive	Negative	Positive	Percent positive	Total
MINUTECLINIC, LLC, MINUTECLINIC #7637		6	2	25%	8
ST MARYS MEDICAL CENTER			8	100%	8
PACIFICA SUNRISE☐			8	100%	8
VIBRANT AMERICA		6	2	25%	8
MINUTECLINIC DIAGNOSTIC OF TN PC #386		7	1	13%	8
SURGOINSVILLE PHARMACY		8			8
PUTNAM COUNTY EMERGENCY RESCUE SERVICE		5	3	38%	8
CIGNA ONSITE HEALTH LLC		2	6	75%	8
HOLY GARDEN ALF, INC.		7			7
MEDEXPRESS URGENT CARE - CULPEPER		7			7
TRUE HEALTH DIAGNOSTICS		1	6	86%	7
LYNMOORE,THE		7			7
LEPE'S HOUSE			7	100%	7
PENN MEDICINE PRINCETON MEDICAL CENTER		6	1	14%	7
LAKE PEDIATRICS			7	100%	7
CVS PHARMACY #8800		5	2	29%	7
MEDEXPRESS URGENT CARE - MAPLE DRIVE		7			7
COMPASSION PEDIATRICS		3	4	57%	7
CRESTWOOD MEDICAL CENTER		5	2	29%	7
ORLANDO FAMILY PHYSICIANS			7	100%	7
MINUTECLINIC #2860		5	2	29%	7
SIMEDHEALTH LLC		2	5	71%	7
NORTHERN DUTCHESS HOSPITAL LABORATORY		5	2	29%	7
CARENOW URGENT CARE-MADISON		7			7
FLORIDA HOSPITAL KISSIMMEE		4	3	43%	7
Parkside Villa		7			7
MINUTECLINIC, LLC #1796		6	1	14%	7
MINUTE CLINIC LLC #4017		7			7
ST. PETERSBURG PEDIATRICS			7	100%	7
ST. CLOUD PHARMACY AND WELLNESS CENTER		3	4	57%	7
GRAND VILLA OF PALM COAST		7			7
FHMG_FM AND IM AVALON PARK		2	5	71%	7
LIZS ADULT CARE		7			7
NEMOURS CHILDREN'S HOSPITAL			7	100%	7
FLORIDA SCHOOL FOR THE DEAF AND THE BLIND			7	100%	7
NEOGENOMICS LABORATORIES, INC		7			7
DALLAS COUNTY HEALTH AND HUMAN SERVICES			7	100%	7
SUPERIOR RESIDENCES AT CALA HILLS		7			7
MEDI-DRUG INC		6	1	14%	7
VICTORIAN MANOR		2	5	71%	7
DOCTORS CLINICAL LABORATORY, INC		5	2	29%	7
FLORIDA CANCER SPECIALISTS & RESEARCH INSTITUTE		6	1	14%	7
MEDEXPRESS URGENT CARE, JOHNSTOWN		6	1	14%	7
DELAWARE DEPARTMENT OF HEATH		6	1	14%	7
WYOMING COUNTY COMMUNITY HOSPITAL LABORATORY		7			7
QUE		4	3	43%	7
EXPRESS TEST			7	100%	7

COVID-19: testing by laboratory

Data through Mar 9, 2021 verified as of Mar 10, 2021 at 09:25 AM

Data in this report are provisional and subject to change.

The numbers in the table below represent the number of Florida and non-Florida residents for whom test results were received by the Department of Health. A person can be tested by more than one laboratory and can have both positive and negative results. **Therefore, the sum of the numbers in each column will be larger than the total number of people tested.**

Reporting lab	Inconclusive	Negative	Positive	Percent positive	Total
MEDEXPRESS URGENT CARE - CLARKSBURG		7			7
EP LTC PHARMACY		5	2	29%	7
GENTRY PARK ORLANDO ASSISTED LIVING		6	1	14%	7
MC DIAGNOSTIC OF CONNECTICUT, PC #1966		7			7
MC DIAGNOSTIC OF CONNECTICUT , PC # 3		5	2	29%	7
HEALTH AND WELLNESS CENTER		1	6	86%	7
CAYUGA COUNTY HEALTH DEPARTMENT		6	1	14%	7
NORTH FLORIDA MEDICAL CENTERS INC		1	6	86%	7
ECLRS		2	5	71%	7
DOTHAN WEST FAMILY MEDICINE		5	2	29%	7
HEALTH CARE LABORATORY SERVICES		1	6	86%	7
GRACE WELLNESS CENTER LLC		6	1	14%	7
PEDIATRICS OF CENTRAL FLORIDA		5	2	29%	7
CENTRAL JERSEY URGENT CARE OF EATONTOW		7			7
FAMILY MEDICINE MEDICAL DRIVE		7			7
NORTH PINELLAS CHILDRENS MEDICAL CENTER INC			7	100%	7
NYU WINTHROP HOSPITAL PATHOLOGY		7			7
LEE COUNTY HEALTH DEPARTMENT		4	3	43%	7
WILDLIGHT LAB			7	100%	7
MEDEXPRESS URGENT CARE - STATE COLLEGE		5	2	29%	7
BRADENTON PHYSICIANS MEDICAL CENTER			7	100%	7
GULF COAST PEDIATRICS OF SARASOTA PA		1	6	86%	7
PALM POINT BEHAVIORAL HEALTH		7			7
PASSPORT HEALTH			7	100%	7
CVS MINUTE CLINIC DIAG OF IND LLC #5206		6	1	14%	7
MIAMI BEACH COMMUNITY HEALTH CENTER INC			7	100%	7
COMMUNITY MEDICAL AND DENTAL CARE INC		7			7
CITY OF TALLAHASSEE		7			7
MINUTE CLINIC LLC #5706		6	1	14%	7
Florida Clinical Laboratory		1	6	86%	7
JUPITER ISLAND PUBLIC SAFETY		5	2	29%	7
Ocoee Health Care Center		7			7
CAPRONA GROUP HOME		1	6	86%	7
AVON PARK PEDIATRICS			7	100%	7
LPG PRIMARY CARE AT COLONIAL CENTER DRIVE		6	1	14%	7
MEDEXPRESS URGENT CARE - HOT SPRINGS		7			7
NOVANT HEALTH INPATIENT CARE		2	5	71%	7
RIVER OAKS TREATMENT CENTER			7	100%	7
PEDIATRICS URGENT CARE, LLC			7	100%	7
IRL MARKET LAB			7	100%	7
LAWTON CHILES HEALTH CENTER		1	6	86%	7
FLORIDA DIGESTIVE AND LIVER SPECIALIST		7			7
CARENOW URGENT CARE-SOUTHLAKE			7	100%	7
GILCHRIST COUNTY FIRE DEPARTMENT		4	3	43%	7
GOLDMAN SACHS HEALTH CENTER	1	6			7
UNIVERSITY OF WASHINGTON MEDICAL CENTER			7	100%	7
MIAMI COMPREHENSIVE MEDICINE GROUP PA		4	3	43%	7

COVID-19: testing by laboratory

Data through Mar 9, 2021 verified as of Mar 10, 2021 at 09:25 AM

Data in this report are provisional and subject to change.

The numbers in the table below represent the number of Florida and non-Florida residents for whom test results were received by the Department of Health. A person can be tested by more than one laboratory and can have both positive and negative results. **Therefore, the sum of the numbers in each column will be larger than the total number of people tested.**

Reporting lab	Inconclusive	Negative	Positive	Percent positive	Total
OPTUM PRIMARY CARE - FOUNTAIN OAKS		3	4	57%	7
ADVENT HEALTH APOPKA		3	4	57%	7
SCHOOL OF PHARMACY AND PHARMACEUTICAL		7			7
VERMONT DEPARTMENT OF HEALTH		1	6	86%	7
LONG ISLAND JEWISH FOREST HILLS HOSPITAL		7			7
CVS HEALTH, #2043		7			7
NORTH FLORIDA PHARMACY		7			7
BOCA BIOLISTICS LLC			7	100%	7
Baptist Village Retirement Communities		7			7
ORLANDO FAMILY MEDICAL INC		7			7
MINUTECLINIC DIAGNOSTIC OF TN PC #240		6	1	14%	7
PBC FOUND CARE INC			7	100%	7
Signature Healthcare of Savannah		7			7
PANCARE HEALTH - HOSFORD SCHOOL			7	100%	7
MINUTE CLINIC DIAGNOSTIC OF PENNSYLVANIA		7			7
CVS NC4165POCT BREVARD		5	2	29%	7
BAYCARE MEDICAL GROUP		1	6	86%	7
MINUTECLINIC DIAG OF IND, LLC #2387		6	1	14%	7
ST VINCENT'S CHILTON		5	2	29%	7
MINUTECLINIC, LLC #03965		7			7
OCALA FAMILY MEDICAL CENTER		7			7
BALTIMORE CITY HEALTH DEPT COMMUNICABLE DISEASES AND EPIDEMIOLOGY			7	100%	7
MEDEXPRESS URGENT CARE - MIDLOTHIAN		6	1	14%	7
BROOKDALE LAKE ORIENTA			7	100%	7
MINUTE CLINIC DIAGNOSTIC OF MICHIGAN PC		7			7
CVS TX7827POCT ROUND ROCK		7			7
ELLIS HOSPITAL LABORATORY		6	1	14%	7
CLAY PRIMARY & FAMILY CARE LLC			7	100%	7
CVS MINUTE CLINIC, LLC #22		6	1	14%	7
GRACE COMMUNITY PHARMACY			7	100%	7
KEYSTONE PLACE AT NAPLES PRESERVE		4	3	43%	7
WINTER PARK INTERNAL MEDICINE MD PA		5	2	29%	7
Thermopolis Rehabilitation Wellness		7			7
SONORA QUEST LABORATORIES			7	100%	7
NORTHDALE REHABILITATION CENTER			7	100%	7
EL PARAISO HOME INC		7			7
KENDALL REGIONAL MEDICAL CNTR			7	100%	7
DIAGNOSTIC CLINIC		6	1	14%	7
MINUTECLINIC, LLC #1586		5	2	29%	7
CHAPTERS HEALTH HOSPICE		7			7
ST CLOUD COMPOUNDING PHARMACY & WELLNESS CENTER		7			7
PEDIATRICS IN BREVARD-COCOA BEACH		2	5	71%	7
HEARTLAND PEDIATRICS OF LAKE PLACID			7	100%	7
Lenox on the Lake			7	100%	7
URGENT CARE OF LONGWOOD			7	100%	7
CVS OH2543POCT CANFIELD		5	2	29%	7
MERCY HEALTH—MUSKEGON		6	1	14%	7

COVID-19: testing by laboratory

Data through Mar 9, 2021 verified as of Mar 10, 2021 at 09:25 AM

Data in this report are provisional and subject to change.

The numbers in the table below represent the number of Florida and non-Florida residents for whom test results were received by the Department of Health. A person can be tested by more than one laboratory and can have both positive and negative results. **Therefore, the sum of the numbers in each column will be larger than the total number of people tested.**

Reporting lab	Inconclusive	Negative	Positive	Percent positive	Total
SOUTH COM HEALTH CLINIC, DEPT. OF THE ARMY		7			7
WALGREEN #6538		7			7
FLORIDA HOSPITAL APOPKA		6	1	14%	7
CVS MINUTE CLINIC DIAGNOSTIC MED GRP OF SAN		5	2	29%	7
MINUTECLINIC DIAGNOSTIC OF MAINE, LLC		5	2	29%	7
EMBRY-RIDDLE AERONAUTICAL UNIVERSITY HEALTH			7	100%	7
MODMD LABORATORY		7			7
MEDEXPRESS URGENT CARE-DUBOIS		7			7
PENINSULA CARE AND REHABILITATION CENTER			7	100%	7
MANATEE PEDIATRICS			7	100%	7
MEDEXPRESS URGENT CARE - FAYETTEVILLE		5	2	29%	7
CARESOUTH HHA HOLDINGS OF TALLAHASSEE LLC		7			7
PERSONAL PHYSICIAN CARE PA			7	100%	7
DOCTOR'S IN-HOUSE LAB/COMMUNITY HEALTH CENTERS OF PINELLAS -PINELLAS P			7	100%	7
ORLANDO ORTHOPAEDIC CENTER		5	2	29%	7
ALPHA PHARMACY		6	1	14%	7
SOUTH FLORIDA ENT ASSOCIATES, INC			7	100%	7
MINUTECLINIC DIAGNOSTIC OF TN PC #643		5	2	29%	7
ABBNEY MANOR RETIREMENT RESIDENCE INC		7			7
KANSAS DEPARTMENT OF HEALTH		2	5	71%	7
MEDEXPRESS URGENT CARE - STAUNTON		3	4	57%	7
CURATIVE CARE CENTER INC		1	5	83%	6
ENTRUST IMMEDIATE CARE			6	100%	6
PUBLIC HEALTH LAB		6			6
MINUTECLINIC, LLC, DBA MINUTECLINIC #2		6			6
MEDEXPRESS URGENT CARE - ELM GROVE		5	1	17%	6
FLORIDA PREMIER MEDICAL CARE PA			6	100%	6
MEDEXPRESS URGENT CARE-PITTSFIELD		6			6
NORTH FLORIDA PEDIATRICS JASPER			6	100%	6
CARDIOTHORACIC SURGERY OF HYDE PARK			6	100%	6
FLORIDA MEDICAL SPECIALISTS		2	4	67%	6
CHILDREN'S HOSPITAL OF PHILADELPHIA		5	1	17%	6
TERRACINA LLC		1	5	83%	6
MINUTECLINIC DIAGNOSTIC OF VIRGINIA, LLC #255		6			6
TIMBER CREEK PEDIATRICS		6			6
MINUTE CLINIC OF KANSAS PA		2	4	67%	6
UNILAB		2	4	67%	6
PHYSICIANS FOR CHILDREN			6	100%	6
GUTHRIE MEDICAL GROUP LABORATORIES		6			6
NORTHEAST ALABAMA REGIONAL MEDICAL CENTER		3	3	50%	6
MEDEXPRESS URGENT CARE-PETERS TWP		5	1	17%	6
PR HEALTH		1	5	83%	6
LISTENING DOCTOR PLLC, THE		1	5	83%	6
AMERICAN HEALTH ASSOC. LABORATORY SOUTH		4	2	33%	6
HOLLY HILL HOME INFUSION SERVICE		5	1	17%	6
BETH ISRAEL MEDICAL CENTER LABS		6			6
LAKEVIEW TERRACE HOME HEALTH SERVICES LLC			6	100%	6

COVID-19: testing by laboratory

Data through Mar 9, 2021 verified as of Mar 10, 2021 at 09:25 AM

Data in this report are provisional and subject to change.

The numbers in the table below represent the number of Florida and non-Florida residents for whom test results were received by the Department of Health. A person can be tested by more than one laboratory and can have both positive and negative results. **Therefore, the sum of the numbers in each column will be larger than the total number of people tested.**

Reporting lab	Inconclusive	Negative	Positive	Percent positive	Total
CVS IN6654POCT INDIANAPOLIS		5	1	17%	6
MINUTECLINIC DIAGNOSTIC MED GRP OF CA		5	1	17%	6
CVS TX4397POCT CYPRESS		6			6
MINUTECLINIC DIAG OF IND LLC #6998		5	1	17%	6
SANDGATE GARDENS REHAB & NURSING CENTER		3	3	50%	6
GLEN FALLS HOSPITAL DEPARTMENT OF PATHOLOGY		6			6
BROWARD COUNTY HEALTH DEPT.			6	100%	6
QUICK CARE MED WALK IN AND URGENT CARE			6	100%	6
CVS NV3210POCT LAS VEGAS		6			6
VENICE REGIONAL MEDICAL CENTER			6	100%	6
MINUTECLINIC MINUTECLINIC #8505		4	2	33%	6
URGENT TEAM - MUSCLE SHOALS		6			6
NU WAVE MEDICAL CENTER			6	100%	6
WILLIAMSBURGH CHAI CARE		5	1	17%	6
CAPE CORAL URGENT CARE		3	3	50%	6
PANCARE HEALTH - KATE SMITH ELEMENTARY		1	5	83%	6
COMPASSION PEDIATRIC URGENT CARE LLC		2	4	67%	6
SV DIAGNOSTIC LAB			6	100%	6
ASCENSION ST VINCENT'S CLAY COUNTY			6	100%	6
MIAMI RESCUE MISSION CLINIC INC			6	100%	6
MINUTECLINIC DIAGNOSTIC OF ILLINOIS		5	1	17%	6
CVS NC5591POCT STATESVILLE		5	1	17%	6
TERENCE B MITCHELL MD, INC		2	4	67%	6
MINUTECLINIC, LLC #03268		5	1	17%	6
RANDOLPH DIABETES AND WELLNESS		5	1	17%	6
ST. LUCIE COUNTY HEALTH DEPARTMENT		4	2	33%	6
MAXHEALTH		5	1	17%	6
BAYCARE ALLIANT HOSPITAL			6	100%	6
MEDEXPRESS URGENT CARE - BLUEFIELD		5	1	17%	6
PALM HARBOR DERMATOLOGY		4	2	33%	6
RIVER CITY PRIMARY AND URGENT CARE			6	100%	6
MINUTE-CLINIC DIAGNOSTIC OF VIRGINIA, LLC #794		5	1	17%	6
MEDEXPRESS URGENT CARE - BATTLE CREEK		4	2	33%	6
ENIGMA DIAGNOSTIC, INC.			6	100%	6
ELITE MD GROUP INC		2	4	67%	6
ATLANTIC COMMUNITY HIGH SCHOOL		5	1	17%	6
FIRST COAST CARDIOVASCULAR INSTITUTE PA			6	100%	6
1ST PRIORITY LAB SERVICES		6			6
CAPITAL HEALTH PLAN LABORATORIES			6	100%	6
MINUTECLINIC LLC #5041		2	4	67%	6
SUFFRIDGE DRIVE GROUP HOME		6			6
CVS DC1340POCT WASHINGTON		6			6
MEDEXPRESS URGENT CARE - IRVING		6			6
SARASOTA MEDICAL CENTER			6	100%	6
CAMELLIA AT DEERWOOD		2	4	67%	6
CVS GA2108POCT NORCROSS		4	2	33%	6
AARK LABORATORY		6			6

COVID-19: testing by laboratory

Data through Mar 9, 2021 verified as of Mar 10, 2021 at 09:25 AM

Data in this report are provisional and subject to change.

The numbers in the table below represent the number of Florida and non-Florida residents for whom test results were received by the Department of Health. A person can be tested by more than one laboratory and can have both positive and negative results. **Therefore, the sum of the numbers in each column will be larger than the total number of people tested.**

Reporting lab	Inconclusive	Negative	Positive	Percent positive	Total
MERCY COLLEGE HEALTH OFFICE		6			6
FLORIDA WOMAN CARE LABORATORY			6	100%	6
TREASURE COAST URGENT & FAMILY CARE			6	100%	6
MD NOW MEDICAL CENTER			6	100%	6
LUMADOC HEALTH		4	2	33%	6
TEXAS MEDCLINIC			6	100%	6
CVS TX8351POCT BEAUMONT		6			6
ETHOS LABORATORIES		6			6
FRESENIUS KIDNEY CARE DUNEDIN			6	100%	6
UT SOUTHWESTERN MEDICAL CENTER			6	100%	6
WIREGRASS MEDICAL CENTER			6	100%	6
URGENT CARE HOUSECALLS PA		5	1	17%	6
SUMTER COUNTY HEALTH DEPARTMENT		1	5	83%	6
CENTRAL FLORIDA PRIMARY CARE			6	100%	6
MEDEXPRESS URGENT CARE - RICHMOND, NINE MILE RD		5	1	17%	6
MINUTECLINIC DIAGNOSTIC OF NORTH CAROLINA PC #5341		4	2	33%	6
ARLINGTON OF NAPLES		6			6
DIXIE COUNTY EMERGENCY SERVICES			6	100%	6
BROOKDALE CLERMONT			6	100%	6
DEVEREUX FLORIDA CHILDRENS CENTER			6	100%	6
NORTHSIDE HOSPITAL ATLANTA		3	3	50%	6
GRACE REHABILITATION CENTER OF VERO BEACH		4	2	33%	6
MINUTE CLINIC DIAG OF IND LLC #8674		6			6
EASTERN FLORIDA STATE COLLEGE - PALM BAY CAMPUS□			6	100%	6
DANIEL M LIBBY MD PLLC		6			6
LEWIS COUNTY MANOR		6			6
GUIDANCE / CARE CENTER, INC		6			6
CVS TX1104POCT ALLEN		6			6
HUNTERS CREEK PEDIATRICS		6			6
ALLEGRO FLEMING ISLAND		1	5	83%	6
Northwell Lab		2	4	67%	6
MC DIAGNOSTIC OF CONNECTICUT, PC #1043		6			6
GOOD SAMARITAN MEDICAL CENTER			6	100%	6
PATHGROUP LABS, LLC		4	2	33%	6
Rutgers Health Rwj University Hospital - Laboratory		3	3	50%	6
Contrastate Medical Center		5	1	17%	6
SYNEXUS CLINICAL RESEARCH US INC		2	4	67%	6
Advanced Care Center			6	100%	6
CVS CT1123POCT SOUTHBURY		6			6
JERSEY SHORE MEDICAL CENTER		6			6
WELLMED AT BRANDON REGIONAL		5	1	17%	6
TAMIAMI LAB MILLENIUUM			6	100%	6
THE WINDSOR OF OCALA		2	4	67%	6
CITYMD		1	5	83%	6
TAMPA URGENT CARE			6	100%	6
DOCTORS EXPRESS OF ST PETERSBURG			6	100%	6
BROWARD TRANSITIONAL CENTER			6	100%	6

COVID-19: testing by laboratory

Data through Mar 9, 2021 verified as of Mar 10, 2021 at 09:25 AM

Data in this report are provisional and subject to change.

The numbers in the table below represent the number of Florida and non-Florida residents for whom test results were received by the Department of Health. A person can be tested by more than one laboratory and can have both positive and negative results. **Therefore, the sum of the numbers in each column will be larger than the total number of people tested.**

Reporting lab	Inconclusive	Negative	Positive	Percent positive	Total
LOUISIANA DEPT OF HEALTH			6	100%	6
CONCENTRA			6	100%	6
CVS NATIONAL HARBOR MD2297714CV		6			6
DR. PHILLIPS MEDICAL WELLNESS CENTER		3	3	50%	6
MINUTECLINIC DIAGNOSTIC OF GEORGIA, LL		5	1	17%	6
MEDEXPRESS URGENT CARE - MT LEBANON		4	2	33%	6
AMERICAN EAGLE LEESBURG AL LLC DBA VISTA LAKE			6	100%	6
PROHEALTH MED		1	5	83%	6
MEDEXPRESS URGENT CARE - GLENDALE		6			6
PRESBYTERIAN HOME		6			6
AVANTE AT ORMOND BEACH INC			6	100%	6
FLEET LANDING			6	100%	6
MINUTECLINIC DIAGNOSTIC OF SC, LLC #7		4	2	33%	6
PARTNERS PHARMACY OF FLORIDA LLC		6			6
FLORIDA DEPARTMENT OF HEALTH IN MIAMI DADE COUNTY		5	1	17%	6
FAMILY TREE PRIMARY CARE		5	1	17%	6
THE PALMS REHABILITATION AND HEALTHCARE CENTER		5	1	17%	6
Kroger 673 - The Little Clinic Dallas		5	1	17%	6
MEDICAL CENTER AT OCEAN REEF		1	5	83%	6
DEPARTMENT OF HEALTH AND HUMAN SERVICES STATE OF NEW HAMPSHIRE			6	100%	6
BOCA VIPEDIATRICS			6	100%	6
VIERA PEDIATRICS		1	5	83%	6
CITIZENS BAPTIST MEDICAL CENTERS LAB		5	1	17%	6
BIRMINGHAM VAMC		3	3	50%	6
MARSHALL MEDICAL CENTER SOUTH LAB		5	1	17%	6
MINUTECLINIC DIAGNOSTIC OF KENTUCKY		6			6
WATAUGA MEDICAL CENTER		4	2	33%	6
THE CLINIC PREMISE HEALTH			6	100%	6
UT MEMPHIS UNIVERSITY HEALTH SERVICES			6	100%	6
ANTHONY-BROWN PHARMACY		6			6
CVS NC6402POCT DAVIDSON		4	2	33%	6
SAINT PETER'S UNIVERSITY HOSPITAL		6			6
URGENT TEAM - HUNTSVILLE		5	1	17%	6
MINUTECLINIC DIAG OF IND LLC #8651		5	1	17%	6
MINUTECLINIC DIAGNOSTIC OF OHIO #3407		5	1	17%	6
MEDEXPRESS URGENT CARE - TARENTUM		5	1	17%	6
CVS SC7556POCT WEST COLUMBIA		6			6
CDRX INFUSION			6	100%	6
PALMETTO HEALTH ALLIANCE		3	3	50%	6
MINUTECLINIC DIAGNOSTIC OF OHIO #7790		4	2	33%	6
FLORIDA DEPARTMENT OF HEALTH IN SARASOTA COUNTY		5	1	17%	6
INTERVENTIONAL REHABILITATION OF SOUTH FLORIDA			6	100%	6
SOUTHEASTERN DERMATOLOGY GROUP PA		5	1	17%	6
SUPREME LABORATORY			6	100%	6
BAYSHORE POINTE NURSING AND REHAB CENTER			6	100%	6
UNILAB OF DADE INC			6	100%	6
YAZJI PEDIATRIC CARE LLC DBA TUKA PEDIATRICS			6	100%	6

COVID-19: testing by laboratory

Data through Mar 9, 2021 verified as of Mar 10, 2021 at 09:25 AM

Data in this report are provisional and subject to change.

The numbers in the table below represent the number of Florida and non-Florida residents for whom test results were received by the Department of Health. A person can be tested by more than one laboratory and can have both positive and negative results. **Therefore, the sum of the numbers in each column will be larger than the total number of people tested.**

Reporting lab	Inconclusive	Negative	Positive	Percent positive	Total
INTERNAL MEDICINE LIPID AND WELNNESS PRACTICE			6	100%	6
PLEASANTVILLE OF SEBASTIAN LLC			6	100%	6
WG WINDSOR WOODS SH LLC		6			6
BENNETT PEDIATRICS		6			6
HARMONIOUS HOME HEALTH, LLC		6			6
TRANSPLANT GENOMICS INC (EUROFINS)		6			6
SUNRISE SENIOR LIVING OF JACKSONVILLE			6	100%	6
MINUTECLINIC DIAGNOSTIC OF NEVADA #87		4	2	33%	6
BETH ISRAEL DEACONESS MEDICAL CENTER			6	100%	6
MEDEXPRESS URGENT CARE - HUNTINGTON WE		6			6
MINUTECLINIC DIAGNOSTIC OF VIRGINIA, LLC #1416		5	1	17%	6
LRHS Southeastern University		4	2	33%	6
CONCENTRA URGENT CARE		2	4	67%	6
FAMILY CARE MEDICAL CENTER			6	100%	6
XPRESS URGENT CARE LLC		6			6
MAXCARE CLINIC			6	100%	6
IVY ROSEN MD PLLC		6			6
BETHESDA COMMUNITY HEALTH CENTER			6	100%	6
MINUTECLINIC MINUTECLINIC #4977		4	2	33%	6
CAREWELL 301 - WARWICK			6	100%	6
ADVENTHEALTH CAR CENTER APOPKA			5	100%	5
MCKENZIE-WILLAMETTE MEDICAL CENTER LAB		5			5
INFECTION CONTROL/ EMPHEALTH		3	2	40%	5
BIOTECH CLINICAL LABORATORY			5	100%	5
ENT AND ALLERGY ASSOCIATES OF FLORIDA, LLC			5	100%	5
MINUTECLINIC DIAGNOSTICS OF IND LLC		2	3	60%	5
Kennedy University Hospital		5			5
CVS SC5479POCT INDIAN LAND		5			5
LAKE NONA PEDIATRICS IN ASSOCIATION WITH NEMOURS		5			5
OHIO DEPARTMENT OF HEALTH			5	100%	5
GULF COAST VETERANS HCS PANAMA CITY OPC		5			5
SOUTH FLORIDA FAMILY HEALTH & RESEARCH CTR			5	100%	5
BLUE SPRINGS SURGERY CENTER		5			5
WHEELER LABORATORY		4	1	20%	5
SJH			5	100%	5
NOVADX		2	3	60%	5
MEDEXPRESS URGENT CARE - WILLIAMSPORT		4	1	20%	5
FHPG FAMILY MEDICAL CENTER OF TAMPA BAY		1	4	80%	5
FLAGLER HEALTH SERVICES INC			5	100%	5
WESTMINSTER SHORES			5	100%	5
LEVY COUNTY SHERRIF'S DEPT			5	100%	5
Kroger 099 - The Little Clinic Fort Collins		5			5
SELECT PHYSICIANS ALLIANCE PL		5			5
AEL KNOXVILLE			5	100%	5
MINUTE CLINIC DIAGNOSTIC MED GRP		4	1	20%	5
THE DOCTORS CENTER HEALTHCARE-SOUTHSIDE		1	4	80%	5
CVS OH3476POCT TIPP CITY		5			5

COVID-19: testing by laboratory

Data through Mar 9, 2021 verified as of Mar 10, 2021 at 09:25 AM

Data in this report are provisional and subject to change.

The numbers in the table below represent the number of Florida and non-Florida residents for whom test results were received by the Department of Health. A person can be tested by more than one laboratory and can have both positive and negative results. **Therefore, the sum of the numbers in each column will be larger than the total number of people tested.**

Reporting lab	Inconclusive	Negative	Positive	Percent positive	Total
WEST DADE PEDIATRICS			5	100%	5
ABSOLUTE HEALTH		5			5
JOHN T MACKAY MD			5	100%	5
VEIL VALLEY MEDICAL CENTER			5	100%	5
SIGNATURE URGENT CARE			5	100%	5
BAYSHORE LABORATORY		4	1	20%	5
MINUTE CLINIC, LLC #4650		5			5
WINKLER COURT		4	1	20%	5
MINUTECLINIC DIAGNOSTIC OF TN PC #442		4	1	20%	5
MONROE COUNTY FIRE RESCUE		5			5
HELIX KH UC			5	100%	5
APOLLO GARDENS RETIREMENT RESIDENCE CARE		5			5
PREMIER FAMILY HEALTH PA			5	100%	5
LEE PHYSICIAN GROUP COLLEGE POINT		5			5
SCOTTS PHARMACY		5			5
FAMILY TREE DNA			5	100%	5
PALM GARDEN OF SUN CITY			5	100%	5
ST JOHNS BIOMEDICAL LAB		5			5
STUYVESANT URGENT CARE		5			5
LPG PEDIATRICS AT CAPE CORAL		5			5
FRESENIUS KIDNEY CARE SOUTH ORLANDO			5	100%	5
NORTHPORT MEDICAL CENTER LAB		5			5
WOODHULL MEDICAL AND MENTAL HEALTH CTR		5			5
QUEST DIAGNOSTICS PSC		1	4	80%	5
MEDEXPRESS URGENT CARE-HERSHEY		4	1	20%	5
BOROPARK URGENT CARE		4	1	20%	5
MEDEXPRESS URGENT CARE MURRYSVILLE		3	2	40%	5
CARL R DARNALL ARMY MEDICAL CENTER			5	100%	5
MINUTECLINIC, DIAGNOSTIC OF TEXAS, LL		4	1	20%	5
REHABILITATION CENTER AT JUPITER GARDENS		5			5
LAKEVIEW HEALTHCARE SYSTEM LLC			5	100%	5
CLEVELAND CLINIC MARTIN HEALTH NURSING & RESTORATIVE		5			5
TRUSTBRIDGE			5	100%	5
OCHSNER MEDICAL CENTER			5	100%	5
CELEBRATION PEDIATRICS PA			5	100%	5
CHAMPLAIN VALLEY PHYSICIANS HOSPITAL		3	2	40%	5
BAPTIST HEALTH - TOWN CENTER			5	100%	5
RELIANT IMMUNE DIAGNOSTICS			5	100%	5
UW MEDICINE VIROLOGY LAB			5	100%	5
MEDEXPRESS URGENT CARE MORGANTOWN		5			5
PRECISION LABS LLC		2	3	60%	5
UF HEALTH PATHOLOGY LABORATORIES			5	100%	5
AUGUSTA HEALTH			5	100%	5
LEE MEMORIAL HEALTH SYSTEM D/B/A		3	2	40%	5
MINUTECLINIC, LLC #7139		5			5
MINUTECLINIC, LLC #4507		5			5
CVS GA2147POCT KENNESAW		4	1	20%	5

COVID-19: testing by laboratory

Data through Mar 9, 2021 verified as of Mar 10, 2021 at 09:25 AM

Data in this report are provisional and subject to change.

The numbers in the table below represent the number of Florida and non-Florida residents for whom test results were received by the Department of Health. A person can be tested by more than one laboratory and can have both positive and negative results. **Therefore, the sum of the numbers in each column will be larger than the total number of people tested.**

Reporting lab	Inconclusive	Negative	Positive	Percent positive	Total
LPG PRIMARY CARE AT CAPE CORAL PARKWAY		5			5
SCIENCE CARE			5	100%	5
MEDEXPRESS URGENT CARE - YORK		2	3	60%	5
MINUTE CLINIC LLC # 2033		4	1	20%	5
INNOVATIVE COVID-DIVERSEY			5	100%	5
CVS TN2179POCT MURFREESBORO		5			5
SELECT PHYSICIANS ALLIANCE		5			5
RIO PINAR HEALTH CARE			5	100%	5
PIEDMONT HOSPITAL LAB			5	100%	5
NOVANT HEALTH UVA		2	3	60%	5
CARENOW URGENT CARE - CENTRAL AUSTIN		1	4	80%	5
CVS MA2172POCT NORTH GRAFTON		5			5
MEDEXPRESS - COLLINSVILLE BELT LINE		3	2	40%	5
URGENT TEAM - NASHVILLE		5			5
GRAND VILLA OF SARASOTA		4	1	20%	5
OPTUMCARE FLORIDA, LLC		3	2	40%	5
COLUMBIA MEMORIAL HOSPITAL LABORATORY		5			5
SONATA VERO BEACH		5			5
EXPICARE NURSING AGENCY, INC		5			5
REDMED OF CROSSTOWN		2	3	60%	5
UNIVERSITY OF MIAMI / SCCC RESEARCH LABORATORY			5	100%	5
PHYSICIANS IMMEDIATE CARE ELGIN			5	100%	5
ALL CHILDREN'S HOSPITAL DEPT OF GENERAL PEDIATRICS			5	100%	5
GENTLE HANDS MOBILE PHLEBOTOMY			5	100%	5
AMERICAN MEDICAL RESPONSE - DENVER		2	3	60%	5
BEACH HOUSE		5			5
PM PEDIATRICS OF SELDEN		3	2	40%	5
JACKSON SOUTH COMMUNITY HOSPITAL LAB			5	100%	5
MEDLAB INC		5			5
QUINTON MEMORIAL HEALTH CARE CENTER		5			5
CLINICAL CARE ASSOCIATES			5	100%	5
CVS CT1109POCT BETHEL		5			5
PM PEDIATRICS OF BAYSIDE PLLC		5			5
PRINCIPLE HOSPICE SERVICE, LLC			5	100%	5
MINUTECLINIC, LLC #1431		4	1	20%	5
LIVING WATERS MEDICAL CENTER			5	100%	5
Enterprise Health and Rehabilitation Center		5			5
SANTOS REHABILITATION CENTER INC			5	100%	5
CVS PA2582POCT SPRINGFIELD		3	2	40%	5
ST CHARLES BEND LABORATORY		4	1	20%	5
Life Care Center of Estero			5	100%	5
FLORIDA HEALTHCARE OF ORLANDO			5	100%	5
NORTH SHORE HEMATOLOGY-ONCOLOGY ASSOCIATES, PC		5			5
NELSON BIOLOGICAL			5	100%	5
MEDEXPRESS URGENT CARE - PRINCETON		4	1	20%	5
MEDEXPRESS URGENT CARE-NESHANNOCK TWP		4	1	20%	5
MINUTECLINIC 7196		4	1	20%	5

COVID-19: testing by laboratory

Data through Mar 9, 2021 verified as of Mar 10, 2021 at 09:25 AM

Data in this report are provisional and subject to change.

The numbers in the table below represent the number of Florida and non-Florida residents for whom test results were received by the Department of Health. A person can be tested by more than one laboratory and can have both positive and negative results. **Therefore, the sum of the numbers in each column will be larger than the total number of people tested.**

Reporting lab	Inconclusive	Negative	Positive	Percent positive	Total
BROOKDALE NEW PORT RICHEY			5	100%	5
TANNER MEDICAL CENTER EAST AL		5			5
MINUTE CLINIC, LLC #1434		5			5
CVS CA9113POCT CHULA VISTA		5			5
INDIAN RIVER PRIMARY CARE PA		5			5
PRECISION DIAGNOSTICS INC - NJ		5			5
MEDICAL CENTER OF BLOUNTSTOWN			5	100%	5
CVS PA1671POCT LANCASTER		5			5
WEST PACIFIC MEDICAL LABORATORY			5	100%	5
MCR HEALTH LAWTON CHILES ADMINISTRATION STE A		1	4	80%	5
HERNANDO PASCO HOSPICE INC		4	1	20%	5
DOMINICAN COLLEGE STUDENT HEALTH CENTE		5			5
BNR PHARMACY INC		5			5
BOONE DRUG & HEALTHCARE AT DEERFIELD			5	100%	5
PEDIATRICS OF CENTRAL FLORIDA – POINCIANA		3	2	40%	5
GENESIS FAMILY PRACTICE		3	2	40%	5
HENDRY REGIONAL CONVENIENT CARE CENTER			5	100%	5
MID - FLORIDA PATHOLOGY LLC		1	4	80%	5
ADVICE FOR OPTIMAL WELLNESS		2	3	60%	5
MOUNT SINAI BROOKLYN LABORATORY		4	1	20%	5
CVS PA233POCT NEWTOWN SQUARE		5			5
CVS TN7698POCT KNOXVILLE		5			5
LAFAYETTE NURSING AND REHAB			5	100%	5
ALPHADERA LABS, LLC			5	100%	5
INTERNAL MEDICINE & PRIMARY CARE ASSOCIATES, PLC			5	100%	5
CVS TX2263POCT SAN ANTONIO		5			5
CENTREX CLINICAL LABS INC		5			5
PEDIATRICS OF ALTAMONTE		5			5
RIVERVIEW ALF OPERATOR LLC			5	100%	5
UPMC HEALTH SYSTEM		4	1	20%	5
DIAGNOSTECHS		4	1	20%	5
EASTCHESTER PEDIATRIC MEDICAL GROUP		5			5
COMMONS AT ORLANDO LUTHERAN TOWERS SNF			5	100%	5
Walker BaptistMedCtr		4	1	20%	5
ARKANSAS DEPARTMENT OF HEALTH			5	100%	5
UCF STUDENT HEALTH SERVICES LABORATORY		2	3	60%	5
CUMBERLAND HEIGHTS		5			5
SUTTER TRACY COMMUNITY HOSPITAL			5	100%	5
COVID RAPID LABS			5	100%	5
NORTH DADE NURSING AND REHABILITATION CENTER			5	100%	5
PANCARE HEALTH - ALTHA PUBLIC			5	100%	5
FORSYTH HOUSE			5	100%	5
LAKE MARY HEALTH AND REHABILITATION CENTER		1	4	80%	5
HAVEN HOSPICE IN CHIEFLAND			5	100%	5
ADVANCED URGENT CARE OF MARATHON		1	4	80%	5
FOUNDCARE, INC			5	100%	5
LABCORP UNSPECIFIED		5			5

COVID-19: testing by laboratory

Data through Mar 9, 2021 verified as of Mar 10, 2021 at 09:25 AM

Data in this report are provisional and subject to change.

The numbers in the table below represent the number of Florida and non-Florida residents for whom test results were received by the Department of Health. A person can be tested by more than one laboratory and can have both positive and negative results. **Therefore, the sum of the numbers in each column will be larger than the total number of people tested.**

Reporting lab	Inconclusive	Negative	Positive	Percent positive	Total
PHYSICIANS URGENT CARE BERRY FARMS		4	1	20%	5
TALLAHASSEE MEMORIAL HEALTHCARE			5	100%	5
OMNICARE PHARMACY OFTEXAS 1, LP DBA OMNICARE		5			5
FLORIDA PRIMARY & SPECIALTY CARE		5			5
CELERION			5	100%	5
CVS PA4077POCT BELLE VERNON		5			5
MEDEXPRESS URGENT CARE - WEIRTON		5			5
WHITE WILSON MEDICAL CENTER - FWB		1	4	80%	5
MD NOW MEDICAL CENTER INC			5	100%	5
Army Residence Community		5			5
JOE DIMAGGIO CHILDREN'S HOSPITAL		1	4	80%	5
MINNESOTA DEPARTMENT OF HEALTH PUBLIC HEALTH LABORATORY DIVISION	1		4	80%	5
LABS PLUS LLC		5			5
CVS OH3301POCT WOODMERE		5			5
MINUTE CLINIC DIAGNOSTIC OF NORTH CAROLINA		5			5
HAWTHORNE HEALTH AND REHABILITATION			5	100%	5
BLUETAIL MEDICAL GROUP, LLC		4	1	20%	5
LAKE COUNTY DETENTION CENTER		3	2	40%	5
OHSU MOLECULAR MICROBIOLOGY LAB		4	1	20%	5
COMPUNET CLINICAL LAB			5	100%	5
MINUTECLINIC DIAGNOSTIC OF PENNSYLVANIA, LLD #1545		5			5
DICKSON MEDICAL ASSOCIATES PC PATH LAB		4	1	20%	5
MEASE CONTINUING CARE		3	2	40%	5
MANATEE COUNTY JAIL		4	1	20%	5
AHC Decatur County		5			5
UNIVERSITY OF CHICAGO MEDICAL CENTER LAB			5	100%	5
CVS NJ2815POCT E BRUNSWICK		4	1	20%	5
CYPRESS CREEK MEDICAL CENTER			5	100%	5
FHPG_EXP CARE PALM HARBOR			5	100%	5
KEYSTONE REHABILITATION AND HEALTH CENTER		1	4	80%	5
HILLSBOROUGH COUNTY HEALTH DEPARTMENT			5	100%	5
ALBANY MEDICAL CENTER		4	1	20%	5
SOUTHEAST GEORGIA HEALTH SYSTEM, INC D		5			5
QUALITY MEDICAL CARE			5	100%	5
FLORIDA DEPARTMENT OF HEALTH SEMINOLE COUNTY		1	4	80%	5
DEPARTMENT OF HEALTH AND HUMAN SERVICES LANSING			5	100%	5
AHF PUBLIC HEALTH LABORATORY			5	100%	5
LEHIGH REGIONAL MEDICAL CENTER LABORATORY		3	2	40%	5
EAST BANK HOSPITAL - UNIVERSITY OF MINNESOTA MEDICAL CENTER			5	100%	5
MIAMI MEDICAL CONSULTANT PA			5	100%	5
BROWNE MEDICAL LLC		3	2	40%	5
INDIANA STATE DEPARTMENT OF HEALTH LABORATORIES			5	100%	5
URGENT CARE COASTAL GA			5	100%	5
CVS NC3319POCT CHARLOTTE		4	1	20%	5
MEDEXPRESS URGENT CARE - BECKLEY CROSS		4	1	20%	5
ST BARNABAS HOSPITAL		5			5
FRANCES WARDE MEDICAL LABORATORY		2	3	60%	5

COVID-19: testing by laboratory

Data through Mar 9, 2021 verified as of Mar 10, 2021 at 09:25 AM

Data in this report are provisional and subject to change.

The numbers in the table below represent the number of Florida and non-Florida residents for whom test results were received by the Department of Health. A person can be tested by more than one laboratory and can have both positive and negative results. **Therefore, the sum of the numbers in each column will be larger than the total number of people tested.**

Reporting lab	Inconclusive	Negative	Positive	Percent positive	Total
FLORIDA CLINICAL LABORATORY - BIOREFERENCE LABORATORIES		2	3	60%	5
FLORIDA DEPARTMENT OF HEALTH - INVERNESS		3	2	40%	5
THE CLINIC OF PEDIATRICS & GI MEDICINE, INC			5	100%	5
GREENVILLE MEMORIAL HOSPITAL LAB			5	100%	5
MIAMI CANCER INSTITUTE			5	100%	5
PEDIATRIC URGENT HEALTH CARE			5	100%	5
EGL GENETICS DIAGNOSTICS			5	100%	5
CAREHERE LCS- EUSTIS			5	100%	5
WATERTOWN URGENT CARE PLLC		5			5
MINUTECLINIC DIAGNOSTIC OF RHODE ISLAN		5			5
MEDEXPRESS URGENT CARE-MUNCIE		5			5
SOUTHERN OCEAN MEDICAL CENTER		5			5
XRL SXF REF LAB		5			5
MINUTECLINIC MINUTECLINIC #921		5			5
SUNSHINE STATE DIALYSIS			5	100%	5
PUTNAM HOSPITAL CENTER LABORATORY		5			5
FLORIDA HOSPITAL LAKE MARY		5			5
PRINCIPLE LABORATORY		3	2	40%	5
FLORIDA PRIMARY CARE AND SPORTS MEDICINE INC		2	3	60%	5
CVS NV408817POCT LAS VEGAS		1	4	80%	5
URGENT MED INC		3	2	40%	5
URGENT CARE OF ERWIN		5			5
WILSON PEDIATRICS			5	100%	5
MIZELL MEMORIAL HOSPITAL			5	100%	5
RUSH UNIVERSITY MEDICAL CENTER LABORATORY			5	100%	5
FINLAY		1	4	80%	5
LONGWOOD FAMILY MEDICINE		1	4	80%	5
MINUTE CLINIC LLC #6765		5			5
SHEEPSHEAD BAY URGENT CARE		5			5
DISCOVERY VILLAGE AT STUART		2	3	60%	5
JUPITER ISLAND MEDICAL CLINIC INC		5			5
Kroger 449 - The Little Clinic Mountain Park		4	1	20%	5
MINUTECLINIC DIAGNOSTIC OF TN, PC 6304		3	2	40%	5
TULLAHOMA HMA, LLC		4	1	20%	5
GADSDEN COUNTY HEALTH DEPARTMENT			5	100%	5
CVS TN7289POCT SIGNAL MOUNTAIN		5			5
ELITE CARE			5	100%	5
PINECREST PEDIATRICS GROUP LLC			5	100%	5
SEASIDE MANOR			5	100%	5
MEDEXPRESS URGENT CARE PORT HURON		4	1	20%	5
KETTERING HEALTH			5	100%	5
CVS RI1717POCT 1 CVS DR			5	100%	5
THE UNIVERSITY OF VERMONT MEDICAL CENTER		4	1	20%	5
WAKEMED		1	4	80%	5
PATIENT FIRST - LEESBURG			5	100%	5
OURMED		4	1	20%	5
DOCS URGENT CARE		1	4	80%	5

COVID-19: testing by laboratory

Data through Mar 9, 2021 verified as of Mar 10, 2021 at 09:25 AM

Data in this report are provisional and subject to change.

The numbers in the table below represent the number of Florida and non-Florida residents for whom test results were received by the Department of Health. A person can be tested by more than one laboratory and can have both positive and negative results. **Therefore, the sum of the numbers in each column will be larger than the total number of people tested.**

Reporting lab	Inconclusive	Negative	Positive	Percent positive	Total
TESTD			5	100%	5
OCCMED SOLUTIONS		2	3	60%	5
VA Primary Care Clinic at Meharry		4	1	20%	5
RURAL HEALTH CARE INC			5	100%	5
COPELAND MEDICAL CLINIC		3	2	40%	5
ALL CHILDREN'S HOSPITAL		1	4	80%	5
NORTHEAST PEDIATRICS			5	100%	5
COOPER HOSPITAL/UNIVERSITY MEDICAL		5			5
LIFEPLUS HEALTHCARE GROUP INC		5			5
DAVENPORT PEDIATRICS PA		1	4	80%	5
NORTH OKALOOSA CLINIC CORP		1	3	75%	4
PM PEDIATRICS OF SELDEN PLLC		4			4
PHYSICIANS IMMEDIATE CARE AURORA			4	100%	4
APOPKA FAMILY HEALTH CENTER		3	1	25%	4
CVS GA2236POCT WOODSTOCK		4			4
SUMNER REGIONAL MEDICAL CENTER		3	1	25%	4
CVS NY549POCT RIDGEWOOD		2	2	50%	4
CAPE COD HOSPITAL			4	100%	4
USCG SECTOR ST PETE		1	3	75%	4
WEXFORD HEALTH SOURCES INC		4			4
Kroger 124 - The Little Clinic University		3	1	25%	4
Kroger 339 - The Little Clinic Highlands - Bardstown Road		4			4
DEPARTMENT OF HEALTH AND HUMAN SERVICES		2	2	50%	4
ELIZABETH CITY HEALTH & REHABILITATION		4			4
FAMILY MEDICINE AT WATERMAN		4			4
MEDEXPRESS URGENT CARE - WALDORF, CRAIN HWY		4			4
CITY OF WEST PALM BEACH EMPLOYEE & FAMILY HEALTH		4			4
CVS TX8387POCT AUSTIN		4			4
UNIVERSITY OF WASHINGTON MEDICAL CENTER (UWMC) EMERGENCY DEPT.			4	100%	4
Oakwood - North Baldwins Center for Living		4			4
MINUTECLINIC DIAG OF IND, LLC #6648		3	1	25%	4
CVS IL8747POCT CHICAGO		4			4
CVS NV2928POCT LAS VEGAS		4			4
FISHERMEN'S HOSPITAL			4	100%	4
AIREVAC INTERNATIONAL		4			4
MERCY URGENT CARE			4	100%	4
CVS NJ836POCT RUNNEMEDE		4			4
KENTUCKY CABINET FOR HEALTH AND FAMILY SERVICES			4	100%	4
BUCKINGHAM PLACE ALF		4			4
EXPRESS TESTING-ONE			4	100%	4
UNIVERISTY OF MIAMI			4	100%	4
CULLMAN REGIONAL MEDICAL CENTER		3	1	25%	4
CAREWELL 202			4	100%	4
CVS NJ862POCT MARLBORO		4			4
CVS MA2297677CV BOSTON		4			4
IVY CREEK URGENT CARE OF ENTERPRISE			4	100%	4
HARBOUR ISLAND PEDIATRICS LLC			4	100%	4

COVID-19: testing by laboratory

Data through Mar 9, 2021 verified as of Mar 10, 2021 at 09:25 AM

Data in this report are provisional and subject to change.

The numbers in the table below represent the number of Florida and non-Florida residents for whom test results were received by the Department of Health. A person can be tested by more than one laboratory and can have both positive and negative results. **Therefore, the sum of the numbers in each column will be larger than the total number of people tested.**

Reporting lab	Inconclusive	Negative	Positive	Percent positive	Total
COVID TESTING LLC			4	100%	4
WYOMING PUBLIC HEALTH LAB			4	100%	4
CVS MO5655POCT LIBERTY		1	3	75%	4
MINUTECLINIC, LLC #5707		4			4
CVS OH6149POCT UPPER ARLINGTON		2	2	50%	4
Mill Valley Care Center		4			4
MINUTECLINIC OF NEVADA-2955 S FT APACH		4			4
CVS MD1515POCT LEONARDTOWN		3	1	25%	4
AFTER HOURS PEDS			4	100%	4
FLORIDA CANCER SPECIALISTS AND RESEARCH		2	2	50%	4
HUNT CLUB MEDICAL CARE			4	100%	4
DASCENA LABORATORY			4	100%	4
MINUTECLINIC DIAGNOSTIC OF VIRGINIA, LLC #1656		4			4
MEDEXPRESS URGENT CARE - MARKHAM STREE		3	1	25%	4
POWERS PEDIATRICS			4	100%	4
MEMORIAL HEALTH CARE SYSTEMS			4	100%	4
DIAMOND SPEEDWAY DIALYSIS		1	3	75%	4
CHIEFLAND MEDICAL CENTER			4	100%	4
CVS SC2269POCT COLUMBIA		3	1	25%	4
MASSASHUSETTS STATE LAB INSTITUTE		1	3	75%	4
CVS MINUTE CLINIC DIAGNOSTIC OF TEXAS		3	1	25%	4
CVS GA2841POCT LAWRENCEVILLE		4			4
MEDEXPRESS URGENT CARE, FAIRMONT		4			4
LEON MEDICAL CENTERS, LLC			4	100%	4
MEDICAL CENTER ENTERPRISE			4	100%	4
CENTERPLACE HEALTH, INC			4	100%	4
LPG PRIMARY CARE AT MATTHEW DRIVE		4			4
REGIONAL MEDICAL LAB			4	100%	4
MEDEXPRESS URGENT CARE - SOUTH PARKERSBURG		4			4
ADVANCED URGENT CARE LLC		1	3	75%	4
CAPITAL HEALTH LABORATORY INC			4	100%	4
CELAL GUROL ERBAY, MD			4	100%	4
WALGREENS #10972	1	3			4
NAVAL MEDICAL CENTER SAN DIEGO			4	100%	4
BEECHTREE MOLECULAR LAB LLC			4	100%	4
FLORIDA HEALTH CARE PLANS STIRLING CENTER			4	100%	4
THE LITTLE CLINIC			4	100%	4
MINUTECLINIC DIAGNOSTIC OF OHIO #2964		4			4
TRUE HEALTH- HOFFNER		3	1	25%	4
RIVER CITY MEDICAL ASSOCIATES INC			4	100%	4
FLORIDA HOSPITAL ALTAMONTE		2	2	50%	4
MAINE DEPARTMENT OF HEALTH AND HUMAN SERVICES			4	100%	4
BELLIN HEALTH LAB		1	3	75%	4
CRESTAR LABS		2	2	50%	4
LPG COCONUT POINT - FAMILY/ INTERNAL MEDICINE		4			4
MORGAN STANLEY HEALTH CENTER		4			4
BAPTIST HOSPITAL EMPLOYEE HEALTH OFF			4	100%	4

COVID-19: testing by laboratory

Data through Mar 9, 2021 verified as of Mar 10, 2021 at 09:25 AM

Data in this report are provisional and subject to change.

The numbers in the table below represent the number of Florida and non-Florida residents for whom test results were received by the Department of Health. A person can be tested by more than one laboratory and can have both positive and negative results. **Therefore, the sum of the numbers in each column will be larger than the total number of people tested.**

Reporting lab	Inconclusive	Negative	Positive	Percent positive	Total
REELFOOT FAMILY WALK IN CLINIC		3	1	25%	4
MEDEXPRESS URGENT CARE LAVALE		4			4
ManorCare Rehabilitation Center- Decatur		4			4
IMIC INC RESEARCH			4	100%	4
MEDEXPRESS URGENT CARE - TULSA, S YALE AVE		4			4
CVS NC5532POCT SUMMERFIELD		4			4
MINUTE CLINIC DIAGNOSTIC OF VIRGINIA, LLC #7543		4			4
MINUTECLINIC DIAGNOSTIC OF SC, LLC #4		4			4
COMPREHENSIVE CLINICAL RESEARCH, LLC			4	100%	4
CVS MINUTE CLINIC DIAGNOSTIC OF KANSAS, PA		4			4
CVS NC7213POCT MATTHEWS		4			4
COMMUNITY HEALTH CENTER OF WEST PALM BEACH			4	100%	4
State Lab Unspecifd			4	100%	4
INVERNESS FAMILY CARE HIGH RISK PLLC			4	100%	4
CALUSA HARBOUR			4	100%	4
REFUGE A HEALING PLACE, THE			4	100%	4
FLORIDA HEART AND VASCULAR			4	100%	4
CONSULATE HEATH CARE AT WEST ALTAMONTE			4	100%	4
MEDEXPRESS URGENT CARE - WICHITA, S SENECA ST		2	2	50%	4
CVS NC2771POCT CLAYTON		3	1	25%	4
LAKE FOREST PARK OP CO LLC		4			4
MINUTECLINIC, LLC #09202		3	1	25%	4
INDUSTRY LAB DIAGNOSTIC PARTNERS			4	100%	4
MEDEXPRESS URGENT CARE - LOGAN		4			4
SOUTHEASTERN REGIONAL MEDICAL CENTER			4	100%	4
CVS OH3393POCT AURORA		3	1	25%	4
ACCENT PHYSICIAN SPECIALISTS PA		4			4
GUIDEWELL EMERGENCY MEDICINE DOCTORS LLC #33			4	100%	4
MEDEXPRESS URGENT CARE- FORT WORTH N T		4			4
WILLIAM A HINTON STATE LABORATORY INSTITUTE		1	3	75%	4
PDL PHARMACY CORP			4	100%	4
OKLAHOMA STATE UNIVERSITY DIAGNOSTIC LAB			4	100%	4
MINUTECLINIC MINUTECLINIC #3665		4			4
CVS OH3458POCT BEAVERCREEK		4			4
FAMILY MEDICAL CLINIC HOMESTEAD, LLC			4	100%	4
MONTANA DEPARTMENT OF PUBLIC HEALTH & HUMAN SERVICES			4	100%	4
VITAL CARE URGENT CARE			4	100%	4
ADVENTHEALTH MEDICAL GROUP PEDIATRICS		1	3	75%	4
MEDEXPRESS - NEW CASTLE, DUPONT HWY		4			4
EXTENDICARE HEALTH & REHAB CENTER		4			4
CVS TX10140POCT THE WOODLANDS		4			4
AHC of Mckenzie		4			4
MED EXPRESS URGENT CARE PC - MARYLAND		3	1	25%	4
COMMUNITY PHYSICIANS OF NORTH PORT PA			4	100%	4
MEDEXPRESS URGENT CARE - KOKOMO		4			4
CVS OH2342POCT WEST CHESTER		3	1	25%	4
CVS MD2956POCT NEW MARKET		3	1	25%	4

COVID-19: testing by laboratory

Data through Mar 9, 2021 verified as of Mar 10, 2021 at 09:25 AM

Data in this report are provisional and subject to change.

The numbers in the table below represent the number of Florida and non-Florida residents for whom test results were received by the Department of Health. A person can be tested by more than one laboratory and can have both positive and negative results. **Therefore, the sum of the numbers in each column will be larger than the total number of people tested.**

Reporting lab	Inconclusive	Negative	Positive	Percent positive	Total
ADVENTHEALTH NEW SMYRNA BEACH COMMUNITY HEALTH			4	100%	4
CVS PA1193POCT JENKINTOWN		4			4
RELIANT ACUTE CARE			4	100%	4
DEPT OF VA MEDICAL CENTER - RICHMOND		3	1	25%	4
HAMPTON ALF AT 24TH ROAD LLC			4	100%	4
MINUTECLINIC DIAG OF IND, LLC #10190		4			4
EPI			4	100%	4
HEART OF FLORIDA HEALTH CENTER INC		1	3	75%	4
PRIMECARE		2	2	50%	4
NEMOURS CHILDREN'S CLINIC			4	100%	4
Westminster Manor		3	1	25%	4
LUVERNE HEALTH AND REHABILITATION		4			4
CVS SC2736POCT MURRELLS INLET		4			4
ARC POINT LABS OF AUSTIN NORTH			4	100%	4
PILGRIM PHARMACY INC		4			4
CVS TX7162POCT HOUSTON		4			4
REHABILITATION CENTER OF WINTER PARK,THE			4	100%	4
DERMATOLOGY SPECIALISTS OF FL - DR. JON WARD			4	100%	4
Metro West Nursing and Rehab			4	100%	4
Kroger 895 - The Little Clinic Green Hills		4			4
CITY OF LAKE MARY EMPLOYEE HEALTH CENTER		4			4
GILCHRIST COUNTY HEALTH DEPT			4	100%	4
CAREWELL URGENT CARE			4	100%	4
FRESENIUS MEDICAL CARE			4	100%	4
PLAINVIEW PRIMARY CARE		4			4
MEDEXPRESS URGENT CARE - FREDERICK		4			4
CVS NV9841POCT RENO		2	2	50%	4
CVS NC2313POCT RALEIGH		3	1	25%	4
Health Care Center of Jacksonville			4	100%	4
CFP PHYSICIANS GROUP			4	100%	4
CHILDREN'S MEDICAL GROUP		4			4
MEDEXPRESS URGENT CARE-SCOTT TOWNSHIP		3	1	25%	4
GASTROENTEROLOGY ASSOC OF PENSACOLA, PA		2	2	50%	4
LOUISIANA DEPT. OF HEALTH AND HOSPITALS-INFECTIOUS DISEASE EPI SECTION			4	100%	4
CVS IN6713POCT BLOOMINGTON		4			4
FCHC (OB)-DARWIN SQUARE CTR.			4	100%	4
OPTUM OF RED ROAD		4			4
IMMUNOGENOMICS LLC		1	3	75%	4
Kroger 959 - The Little Clinic Carmel		4			4
ST PETE DIRECT PRIMARY CARE		2	2	50%	4
LAKE MARY PEDIATRICS			4	100%	4
MD NOW URGENT CARE - DELRAY WEST			4	100%	4
Crowne Health Care of Montgomery		4			4
CVS TN4624POCT KNOXVILLE		3	1	25%	4
Kroger 752 - The Little Clinic Central Station		3	1	25%	4
NEULIFE NEUROLOGICAL SERVICES LLC			4	100%	4
PRINCETON BMC LABORATORY		4			4

COVID-19: testing by laboratory

Data through Mar 9, 2021 verified as of Mar 10, 2021 at 09:25 AM

Data in this report are provisional and subject to change.

The numbers in the table below represent the number of Florida and non-Florida residents for whom test results were received by the Department of Health. A person can be tested by more than one laboratory and can have both positive and negative results. **Therefore, the sum of the numbers in each column will be larger than the total number of people tested.**

Reporting lab	Inconclusive	Negative	Positive	Percent positive	Total
COVENIENT CARE MEDICAL CLINIC			4	100%	4
CVS PA1296POCT DREXEL HILL		3	1	25%	4
SOUTH FLORIDA RESEARCH ORGANIZATION			4	100%	4
Kroger 125 - The Little Clinic Castle Rock		3	1	25%	4
CVS PA258POCT MCKEES ROCKS		4			4
CVS CT718POCT ANSONIA		4			4
ORANGE COUNTY HEALTH DEPARTMENT		2	2	50%	4
MINUTECLINIC DIAGNOSTIC OF OHIO #4401		4			4
SunTerrace Health Care Center		3	1	25%	4
MEDEXPRESS URGENT CARE - MOUNTAIN HOME		3	1	25%	4
DTR LABS		3	1	25%	4
CELEBRATION PEDIATRICS			4	100%	4
CVS PA813POCT RICHBORO		4			4
UNION CITY MANOR NURSING CENTER		4			4
MEDEXPRESS URGENT CARE - MBURG COMMONS		4			4
FLORENCE - HUNTSVILLE HOSPITAL URGENT CARE		3	1	25%	4
MINUTE CLINIC #8979		4			4
MAILBOX DIAGNOSTICS		2	2	50%	4
SANFORD SOUTH UNIVERSITY		4			4
INTRACOASTAL LABS INC		4			4
MEDEXPRESS URGENT CARE-PASADENA		4			4
SOUTHLAND SUITES OF LAKELAND			4	100%	4
INFINITI LABS INC			4	100%	4
MINUTECLINIC DIAG OF IND LLC #6840		4			4
BETHPAGE EXTENDED HOURS CENTER		4			4
BIOREFERENCE LABORATORIES			4	100%	4
Grace Rehabilitation of Vero Beach		4			4
MONROE COUNTY DEPT OF PUBLIC HEALTH ST		4			4
THE OASIS ALF		4			4
PEACEHEALTH LABORATORIES		3	1	25%	4
NOT GIVEN		1	3	75%	4
CVS OH3080POCT HUBER HEIGHTS		4			4
SOUTHWESTERN REGIONAL MEDICAL CENTER - TULSA		4			4
STEUBEN COUNTY PUBLIC HEALTH		4			4
BARTON MEMORIAL HOSPITAL		3	1	25%	4
PANCARE HEALTH YOUNGSTOWN			4	100%	4
MINUTECLINIC DIAGNOSTIC MED GRP OF SAN		3	1	25%	4
UF HEALTH PATHOLOGY LABORATORIES			4	100%	4
BENEVA LAKES HEALTHCARE & REHAB CENTER			4	100%	4
WINCHESTER MEDICAL CENTER			4	100%	4
GUTHRIE MEDICAL GROUP - CORNING		3	1	25%	4
WALGREENS #07034		4			4
CLINICAL ASSOCIATES OF ORLANDO LLC		4			4
MEMORIAL HEALTHCARE SYSTEM		1	3	75%	4
CAREATC, INC.			4	100%	4
DEPARTMENT OF HEALTH/ NEW YORK			4	100%	4
Bon Secours Place		3	1	25%	4

COVID-19: testing by laboratory

Data through Mar 9, 2021 verified as of Mar 10, 2021 at 09:25 AM

Data in this report are provisional and subject to change.

The numbers in the table below represent the number of Florida and non-Florida residents for whom test results were received by the Department of Health. A person can be tested by more than one laboratory and can have both positive and negative results. **Therefore, the sum of the numbers in each column will be larger than the total number of people tested.**

Reporting lab	Inconclusive	Negative	Positive	Percent positive	Total
TMH PHYSICIAN PARTNERS SOUTHWOOD		1	3	75%	4
ADVANCED PEDIATRICS OF BOCA LLC			4	100%	4
ROAN DRUG COMPANY LLC		4			4
MEDEXPRESS - NEWARK		4			4
PRL NYC PANDEMIC RESPONSE LAB			4	100%	4
ACCESS RECOVERY SOLUTIONS LLC			4	100%	4
CVS GA3766POCT DACULA		2	2	50%	4
MARSHFIELD LABORATORIES			4	100%	4
ELDER ALTERNATIVES INC		3	1	25%	4
FIFTH AVENUE PEDIATRICS		3	1	25%	4
MEDFIRST URGENT CARE			4	100%	4
CVS TX7821POCT LEAGUE CITY		4			4
Millennium Nursing & Rehab Center		4			4
CVS IL8751POCT CHICAGO		4			4
OCALA REGIONAL KIDNEY CENTER EAST		2	2	50%	4
LIFEHOPE LABS			4	100%	4
CONSOLIDATED LABORATORY SERVICES			4	100%	4
ASCENDI HOME HEALTH AGENCY INC			4	100%	4
THONOTOSASSA COMMUNITY HEALTH CENTER		1	3	75%	4
CVS GA7064POCT STOCKBRIDGE		4			4
CULLMAN REGIONAL URGENT CARE		3	1	25%	4
JOSEF SCHENKER, MD, PC		4			4
ST. MARY'S HOSPITAL			4	100%	4
SONIC REFERENCE LABORATORY			4	100%	4
MINUTE-CLINIC DIAGNOSTIC OF VIRGINIA, LLC		4			4
HCR ManorCare Greentree		4			4
CARE ONE PRIMARY CARE			4	100%	4
MINUTE CLINIC DIAGNOSTIC OF VIRGINIA, LLC #1905		4			4
SINAI PLAZA NURSING AND REHAB CENTER			4	100%	4
CVS IN5696POCT FORT WAYNE		4			4
VIDANT MEDICAL CENTER			4	100%	4
JFK INTERNAL MEDICINE FACULTY PRACTICE		2	2	50%	4
ADVENT HEALTH - TUSKAWILLA		4			4
DEACONESS HOSPITAL			4	100%	4
ENCOMPASS HOME HEALTH		4			4
OMNICARE PHARMACY OF TEXAS 1		4			4
PARADIGM LABORATORIES			4	100%	4
ManorCare Health Services Camp Hill		4			4
ARCPPOINT LABS OF FORT LAUDERDALE, FL CENTRAL		1	3	75%	4
MINUTE-CLINIC DIAGNOSTIC OF VIRGINIA,		4			4
URGENT CARE - OCONEE		2	2	50%	4
PHYSICIANS QUALITY CARE			4	100%	4
AFFINITY URGENT CARE			4	100%	4
MEDICINE SHOPPE #1306 THE		3	1	25%	4
OHIO CVS STORES		3	1	25%	4
MINUTECLINIC DIAG OF IND LLC #1367		4			4
Park Ridge Nursing Center		3	1	25%	4

COVID-19: testing by laboratory

Data through Mar 9, 2021 verified as of Mar 10, 2021 at 09:25 AM

Data in this report are provisional and subject to change.

The numbers in the table below represent the number of Florida and non-Florida residents for whom test results were received by the Department of Health. A person can be tested by more than one laboratory and can have both positive and negative results. **Therefore, the sum of the numbers in each column will be larger than the total number of people tested.**

Reporting lab	Inconclusive	Negative	Positive	Percent positive	Total
MEDEXPRESS URGENT CARE HUNTINGTON		4			4
GENEVA GENERAL HOSPITAL LABORATORY		3	1	25%	4
FAMILY MEDICINE AT WINTER PARK			4	100%	4
EMORY UNIVERSITY HOSPITAL		1	3	75%	4
BAYLOR ESOTERIC AND MOLECULAR LAB			4	100%	4
CVS CA9715POCT THOUSAND OAKS		4			4
MINUTECLINIC DIAGNOSTIC MED GRP OF ORA		3	1	25%	4
MINUTECLINIC DIAG OF IND, LLC #6910		4			4
ALVARO J DANGOND MD PA		4			4
CLINICAL LABORATORIES OF THE BUFFALO		3	1	25%	4
HEALTHCARE NETWORK OF SOUTHWEST FLORIDA			4	100%	4
MINUTECLINIC DIAGNOSTIC OF NORTH CAROLINA PC #7054		3	1	25%	4
PINELLAS POINT NURSING AND REHAB			4	100%	4
PELICAN LANDING		1	3	75%	4
MEDEXPRESS URGENT CARE PLEASANT HILLS		3	1	25%	4
DYNACARE LABORATORIES			4	100%	4
CITY OF SANFORD EMPLOYEE HEALTH AND		4			4
MINUTECLINIC DIAGNOSTIC OF WISCONSIN, LLC		4			4
ASCENSION ST VINCENT'S MEDICAL CENTER		3	1	25%	4
TAPESTRY TALLAHASSEE WALDEN		4			4
PALM BEACH CANCER INSTITUTE			4	100%	4
SOUTH FLORIDA PEDIATRIC PARTNERS			4	100%	4
MEDEXPRESS URGENT CARE - SOMERSET TOWNSHIP		4			4
HEALTHY MINORS PEDIATRIC URGENT CARE		4			4
SHARP MEMORIAL HOSPITAL MICROBIOLOGY DEPT			4	100%	4
MD ANDERSON			4	100%	4
CALIFORNIA DEPARTMENT OF PUBLIC HEALTH			4	100%	4
PORT ORANGE NURSING & REHAB			4	100%	4
RML PHARMACY PC		4			4
MEDEXPRESS URGENT CARE - SUMMERSVILLE, WEBSTER RD		4			4
MINUTECLINIC, LLC #1452		4			4
WALGREENS #07936		4			4
DIAGNOSTIC & MEDICAL SPECIALISTS OF GREENWICH		2	2	50%	4
WOMEN'S CARE FLORIDA, LLC		4			4
UNIVERSITY OF MIAMI STUDENT HEALTH SERVICE			4	100%	4
MINUTECLINIC DIAG OF IND, LLC #6472		4			4
BOND & STEELE CLINIC PA D/B/A BOND CLINIC PA		4			4
FLORIDA MEDICAL ASSOCIATES LLC			4	100%	4
HARBORCHASE OF VILLAGES CROSSING			4	100%	4
SIGNATURE CARE EMERGENCY CENTER		2	2	50%	4
MINUTECLINIC DIAGNOSTIC OF KANSAS PA		4			4
CVS CA8850POCT HUNTINGTON BEACH		3	1	25%	4
CORIZON HEALTH INC			4	100%	4
NASSAU UNIVERSITY MEDICAL CENTER DEPT		3	1	25%	4
SARAH LAWRENCE COLLEGE HEALTH SERVICES		4			4
MIAMI COMMUNITY HEALTH CENTER INC		1	3	75%	4
Robert Wood Johnson University Hospital		3	1	25%	4

COVID-19: testing by laboratory

Data through Mar 9, 2021 verified as of Mar 10, 2021 at 09:25 AM

Data in this report are provisional and subject to change.

The numbers in the table below represent the number of Florida and non-Florida residents for whom test results were received by the Department of Health. A person can be tested by more than one laboratory and can have both positive and negative results. **Therefore, the sum of the numbers in each column will be larger than the total number of people tested.**

Reporting lab	Inconclusive	Negative	Positive	Percent positive	Total
CARENOW URGENT CARE - WINTER SPRINGS		3	1	25%	4
TRIDENT BIOMETRICS		3	1	25%	4
MINUTECLINIC DIAGNOSTIC OF PENNSYLVAN		3	1	25%	4
MINUTECLINIC DIAGNOSTIC OF OHIO #6147		3	1	25%	4
Heartland of Boynton Beach			4	100%	4
CLINICAL PATHOLOGY LABORATORIES			4	100%	4
RHEA MEDICAL CENTER		4			4
MEDEXPRESS URGENT CARE SHADYSIDE		3	1	25%	4
CVS M08556POCT KANSAS CITY		4			4
LIFE CARE HOME HEALTH SERVICES LLC		1	3	75%	4
MEDEXPRESS URGENT CARE - TEAYS VALLEY		3	1	25%	4
HOME DOCS		2	2	50%	4
BAPTIST HEALTH MEDICAL CENTER			4	100%	4
MEDEXPRESS URGENT CARE - HOLLINS		4			4
CAPTAIN JAMES A. LOVELL FEDERAL HEALTHCARE CENTER			4	100%	4
PANCARE HEALTH - PONCE DE LEON			4	100%	4
WESLEY CHAPEL INTERNAL MEDICINE AND PEDIATRICS			4	100%	4
AURORA BAYCARE UROLOGY			4	100%	4
HENDRY/GLADES COUNTY HEALTH DEPARTMENT		3	1	25%	4
BIOTEST PLASMA CENTER		4			4
UNC HOSPITAL/MCLENDON CLINICAL LABORATORIES			4	100%	4
DEPARTMENT OF PATHOLOGY ROME MEMORIAL		3	1	25%	4
INTERMARKET FACILITY			4	100%	4
STONE CLINICAL LABORATORIES OF FL LLC		4			4
CVS HEALTH, #1994		3	1	25%	4
CORTLAND REGIONAL MEDICAL CENTER		4			4
OVIDO CHILDRENS HEALTH CENTER LLC		1	3	75%	4
MINUTECLINIC DIANOSTIC OF VIRGINA, LL		3	1	25%	4
TARPON SPRINGS PEDIATRICS, LLC			4	100%	4
ELITE MEDICAL CENTER			4	100%	4
LATCHER LABORATORY OF A O FOX MEMORIAL		2	2	50%	4
SIGNATURE CARE MONTROSE		2	2	50%	4
CVS NC3853POCT BURLINGTON		4			4
CVS MA394POCT SEEKONK		4			4
MONROE URGENT CARE		3	1	25%	4
DISCOVERY VILLAGE AT DEERWOOD			4	100%	4
L3HARRIS FAMILY MEDICAL CENTER			4	100%	4
GENUS DIAGNOSTICS			4	100%	4
MINUTECLINIC DIAG OF IND LLC #1138		3	1	25%	4
THE RETREAT AT PORT ORANGE			4	100%	4
FHCP - ORMOND BEACH			4	100%	4
FELICIDAD MEDICAL CENTER INC			3	100%	3
ORLANDO AIRPORT DIALYSIS		3			3
SHANDS AT LAKE SHORE LAB		1	2	67%	3
Westside Terrace		3			3
Kroger 592 - The Little Clinic Alexander Plaza		2	1	33%	3
FLORIDA GASTROENTEROLOGY ASSOCIATES PA		3			3

COVID-19: testing by laboratory

Data through Mar 9, 2021 verified as of Mar 10, 2021 at 09:25 AM

Data in this report are provisional and subject to change.

The numbers in the table below represent the number of Florida and non-Florida residents for whom test results were received by the Department of Health. A person can be tested by more than one laboratory and can have both positive and negative results. **Therefore, the sum of the numbers in each column will be larger than the total number of people tested.**

Reporting lab	Inconclusive	Negative	Positive	Percent positive	Total
FIRST PHYSICIANS GROUP - LORRAINE CORNERS		3			3
SUNDALE NURSING HOME		3			3
ADVANCED MEDICAL RESEARCH CENTER LLC			3	100%	3
CENTRAL FLORIDA INTERNAL OCCUPATIONAL AND		3			3
EXPEDIAN URGENT CARE			3	100%	3
NEW YORK STATE DEPARTMENT OF HEALTH		1	2	67%	3
MEDEXPRESS URGENT CARE - LITTLE ROCK		2	1	33%	3
PATHOLOGY REFERENCE LAB LLC			3	100%	3
WEST TN HEALTH MED NORTH		3			3
CGH MEDICAL CENTER			3	100%	3
CVS GA5637POCT VILLA RICA		3			3
THE PATHOLOGY LABORATORY		1	2	67%	3
SOFTLAB			3	100%	3
ELITE PRIMARY CARE OF WAYCROSS			3	100%	3
CVS TX5877POCT PEARLAND		3			3
NYC PUBLIC HEALTH LABS			3	100%	3
JOHNNIE RUTH CLARKE LAB			3	100%	3
Broadview Multi-Care Center		3			3
SOLERA SPECIALTY PHARMACY LLC		2	1	33%	3
AZALEALAND NURSING HOME		3			3
SSM HEALTH ST LOUIS MICROBIOLOGY LABORATORY		1	2	67%	3
ALL4KIDZ PEDIATRICS LLC		2	1	33%	3
CVS PA1379POCT LANSDALE		3			3
CVS MA1852POCT MEDWAY		3			3
NEWSTAR MEDICAL LABORATORIES		3			3
ANN STORCK CENTER INC		3			3
DACH MAIN LAB			3	100%	3
ADVANCED URGENT CARE CENTER OF THE UPPER KEYS		1	2	67%	3
TAYLOR MANOR		1	2	67%	3
PRISMA HEALTH MIDLANDS			3	100%	3
Rosedale Green		3			3
AMI ST FRANCIS HOSPITAL LABORATORY		2	1	33%	3
NORTHCREST MEDICAL CENTER		1	2	67%	3
MT CARMEL PHARMACY INC		3			3
CVS SC4122POCT TAYLORS		3			3
CAPTIAL REGIONAL MEDICAL CENTER			3	100%	3
DOCTORS HOSPITAL RENAISSANCE			3	100%	3
BRADENTON PHYSICIAN MEDICAL CENTER			3	100%	3
PEDIATRICS AND ADOLESCENT MEDICINE		2	1	33%	3
CVS SC7334POCT LEXINGTON		3			3
COVANCE CLS			3	100%	3
CVS KS676POCT LAWRENCE		2	1	33%	3
CVS MI8049POCT WATERFORD		3			3
CVS IN6757POCT COLUMBUS		3			3
VILLAGES HEALTH, THE		3			3
MPG JACKSONVILLE ATLANTIC BLVD		1	2	67%	3
CVS NC3803POCT MOORESVILLE		3			3

COVID-19: testing by laboratory

Data through Mar 9, 2021 verified as of Mar 10, 2021 at 09:25 AM

Data in this report are provisional and subject to change.

The numbers in the table below represent the number of Florida and non-Florida residents for whom test results were received by the Department of Health. A person can be tested by more than one laboratory and can have both positive and negative results. **Therefore, the sum of the numbers in each column will be larger than the total number of people tested.**

Reporting lab	Inconclusive	Negative	Positive	Percent positive	Total
Village on the Green			3	100%	3
TIFTON CARECONNECT URGENT CARE			3	100%	3
WALGREENS #07502		3			3
MEDEXPRESS URGENT CARE, HERMITAGE		1	2	67%	3
NORTHERN LIGHT LABORATORY		1	2	67%	3
VICAR'S LANDING NURSING HOME		2	1	33%	3
RICHMOND CITY DEPARTMENT OF PUBLIC HEALTH			3	100%	3
BAYSIDE URGENT CARE CENTER INC			3	100%	3
HEALTHQUEST, INC		2	1	33%	3
MINUTE CLINIC LLC #0169		3			3
GREATER MOBILE URGENT CARE - SPRINGHILL			3	100%	3
FLORIDA MENTOR-POINT WEST CLUSTER		3			3
MONTEFIORE MEDICAL CENTER LABS MONTEFIORE		2	1	33%	3
FLORIDA MEDICAL CLINIC -INTERNAL MED DADE CITY			3	100%	3
CVS MINUTE CLINIC DIAGNOSTIC MED GRP		3			3
INSPIRA MEDICAL CENTER VINELAND LAB		2	1	33%	3
MICHIGAN HEALTH CLINIC LABORATORIES		2	1	33%	3
CVS MA1095POCT AMHERST		3			3
WYOMING DEPT OF HEALTH			3	100%	3
CLINICAL CARE ASSOCIATES, INC			3	100%	3
ADVENTHEALTH SEBRING- INFECTION CONTROL DEPARTMENT			3	100%	3
HOPE HEALTH CARE, LLC		3			3
MEADOWS AT CYPRESS GARDENS, THE		3			3
Lakeview Village		3			3
ALLIANCE LABS @LRMC			3	100%	3
BEEBE MEDICAL CENTER LABORATORY		3			3
HELIX MEDICAL CENTERS		1	2	67%	3
Walgreens #5984		3			3
MEDEXPRESS URGENT CARE- COLUMBIA HEIGH		3			3
CENTRAL JERSEY URGENT CARE		3			3
CVS TN7144POCT BARTLETT		3			3
CVS MINUTE CLINIC DIAGNOSTIC MED GRP OF CAL		3			3
NONA PEDIATRIC CENTER			3	100%	3
MEDEXPRESS URGENT CARE-CLOQUET		3			3
SISD EMPLOYEE HEALTH CLINIC			3	100%	3
FLORIDA HOSPITAL LABORATORIES		3			3
MENORAH MANOR			3	100%	3
MEDEXPRESS URGENT CARE - RICHMOND, W BROAD ST		3			3
COASTAL LABORATORIES OF FLORIDA			3	100%	3
Kennedy University Hospital -Wash Twp L		3			3
ESTERO FIRE RESCUE		3			3
PREMIER CLINICAL RESEARCH INSTITUTE INC			3	100%	3
SPRING LAKE REHABILITATION CENTER			3	100%	3
ORLANDO FAMILY PHYSICIANS INC			3	100%	3
PROVIDENCE LABORATORY SERVICES		3			3
TIEHH BIOTERRORISM RESPONSE LAB			3	100%	3
CVS NC7548POCT FUQUAY VARINA		2	1	33%	3

COVID-19: testing by laboratory

Data through Mar 9, 2021 verified as of Mar 10, 2021 at 09:25 AM

Data in this report are provisional and subject to change.

The numbers in the table below represent the number of Florida and non-Florida residents for whom test results were received by the Department of Health. A person can be tested by more than one laboratory and can have both positive and negative results. **Therefore, the sum of the numbers in each column will be larger than the total number of people tested.**

Reporting lab	Inconclusive	Negative	Positive	Percent positive	Total
GREENTREE MEDICAL CENTER			3	100%	3
NDX-CORE LAB			3	100%	3
VA OUTPATIENT CLINIC-NEW PORT RICHEY			3	100%	3
CROWNE HEALTH CARE OF FORT PAYNE		2	1	33%	3
CVS RI326POCT NORTH SMITHFIELD		3			3
MINUTECLINIC DIAG OF IND, LLC #6483		1	2	67%	3
WINDSOR AT OCALA		2	1	33%	3
STEAMBOAT EMERGENCY CENTER			3	100%	3
PUBLIC HEALTH TRUST OF MIAMI DADE COUNTY			3	100%	3
KISSIMMEE URGENT CARE		3			3
ADVENT HEALTH MEDICAL GROUP FAMILY MEDICINE			3	100%	3
Concordia Village of Tampa			3	100%	3
VIRGINIA DIVISION OF CONSOLIDATED LABORATORIES			3	100%	3
OHIO DEPARTMENT OF HEALTH LABORATORY		2	1	33%	3
Kroger 388 - The Little Clinic Braelinn Village		3			3
BROOKDALE OAKBRIDGE		1	2	67%	3
Bethany Health and Rehab		3			3
QHG OF ENTERPRISE INC (DBA MEDICAL CTR		3			3
WELLMED AT FORT PIERCE		1	2	67%	3
CAMPAZZI CONCIERGE MEDICAL SERVICES		2	1	33%	3
PARKWAY DRUGS OF ONEIDA COUNTY NORTH I		2	1	33%	3
COVID PROCESSING SITE			3	100%	3
MEDEXPRESS URGENT CARE - WAXAHACHIE, N HIGHWAY 77		1	2	67%	3
YATES COUNTY PUBLIC HEALTH		3			3
GRADY MEMORIAL HOSPITAL/MICRO			3	100%	3
MEDEXPRESS URGENT CARE-CHIPPEWA		2	1	33%	3
MEDICAL CITY DALLAS HOSPITAL			3	100%	3
CVS SC1540POCT MYRTLE BEACH		2	1	33%	3
LRHS Florida Poly Tech		3			3
LEE MEMORIAL HOSPITAL BLOOD GAS LAB			3	100%	3
Fort Gaines Health and Rehab		3			3
MUNSON MEDICAL CENTER			3	100%	3
EAST NAPLES PEDIATRICS			3	100%	3
MINUTECLINIC DIAGNOSTIC OF MICHIGAN, P		3			3
NORTH BROWARD HOSPITAL DISTRICT HEALTHCARE FOR THE HOMELESS			3	100%	3
ST. PETERSBURG PEDIATRICS- 38TH AVENUE			3	100%	3
GROVES CENTER			3	100%	3
UNIVERSITY OF MICHIGAN		2	1	33%	3
SCRIPPS CLINIC MEDICAL			3	100%	3
MEDEXPRESS URGENT CARE - WILKES BARRE		2	1	33%	3
PEDIATRICS BY THE SEA JOG RD OFFICE			3	100%	3
CLEARWATER		2	1	33%	3
ESCO DRUG CO INC		3			3
NEMOURS CHILDREN'S URGEN CARE			3	100%	3
CVS MO4850POCT SPRINGFIELD		3			3
GENDERXPRESS/PICTURE ME PERFECT IMAGING			3	100%	3
AKRON GENERAL MEDICAL CENTER MAIN		3			3

COVID-19: testing by laboratory

Data through Mar 9, 2021 verified as of Mar 10, 2021 at 09:25 AM

Data in this report are provisional and subject to change.

The numbers in the table below represent the number of Florida and non-Florida residents for whom test results were received by the Department of Health. A person can be tested by more than one laboratory and can have both positive and negative results. **Therefore, the sum of the numbers in each column will be larger than the total number of people tested.**

Reporting lab	Inconclusive	Negative	Positive	Percent positive	Total
OHIO HEALTH DOCTORS HOSPITAL			3	100%	3
ADVANCED HEART CARE OF SOUTH FLORIDA		3			3
MEDICAL SERVICES OF AMERICA HOME HEALTH		3			3
MEDIC INFUSION PA		3			3
CVS PA2687POCT EXTON		3			3
BAPTIST PRIMARY CARE, INC.		2	1	33%	3
2412 LEBANON PIKE		2	1	33%	3
CVS IL4778POCT EVANSTON		3			3
LEVY COUNTY DEPT. OF PUBLIC SAFETY		1	2	67%	3
MINUTE-CLINIC DIAGNOSTIC OF VIRGINIA, LLC #3949		3			3
SUPER HEALTH PHARMACY LLC		3			3
EXCEL URGENT CARE OF NJ, LLC		1	2	67%	3
GONZALEZ MD AND ASWAD MD HEALTH SERVICES			3	100%	3
OPTUM PRIMARY CARE - SILVER LAKES			3	100%	3
COMMUNITY MEDICAL CENTER			3	100%	3
MARYLAND STATE DEPT OF HEALTH	2		1	33%	3
Kroger 448 - The Little Clinic Mason		3			3
MOULTRIE CREEK NURSING AND REHAB			3	100%	3
FLORIDA LABORATORY ANALYSIS, LLC			3	100%	3
QUALITY LABORATORY SERVICE		2	1	33%	3
JUPITER INTERNAL MEDICINE AND ASSOCIATES			3	100%	3
JOSEPH SCHENKER MD PC		3			3
LAKESIDE HOSPITAL BELLE GLADE			3	100%	3
MEDEXPRESS URGENT CARE, BELLE VERNON		3			3
MINUTECLINIC, LLC (CLINIC 10928)		3			3
WHOLE CHILD PEDIATRICS			3	100%	3
PREMIER FAMILY AND SPORTS MEDICINE		2	1	33%	3
FULGENT GENETICS HOUSTON		3			3
LEGACY ER AND URGENT CARE			3	100%	3
OLEAN GENERAL HOSPITAL		3			3
NC STATE LABORATORY OF PUBLIC HEALTH		3			3
MINUTECLINIC, LLC #07852		3			3
SIGNATURE CARE PFLUGERVILLE			3	100%	3
UNIVERSITY OF KANSAS MEDICAL CENTER			3	100%	3
MINUTECLIINIC DIAGNOSTIC OF NORTH CARO		3			3
MEDEXPRESS URGENT CARE MARTINSBURG		2	1	33%	3
Greystone Health Care Center		3			3
GYN PATH SERVICES			3	100%	3
URGENT DOC - URGENT CARE CLINIC			3	100%	3
STRINGFELLOW MEMORIAL HOSPITAL		3			3
WALGREENS NO 19542		3			3
ST JOSEPH'S HOSPITAL NORTH LABORATORY			3	100%	3
CANOPY PEDIATRICS		3			3
COOPER UNIVERSITY HOSPITAL LABORATORY		2	1	33%	3
CROSSROADS URGENT CARE PLLC		3			3
EXETER HOSPITAL		3			3
GARCIA MORALES NELSON			3	100%	3

COVID-19: testing by laboratory

Data through Mar 9, 2021 verified as of Mar 10, 2021 at 09:25 AM

Data in this report are provisional and subject to change.

The numbers in the table below represent the number of Florida and non-Florida residents for whom test results were received by the Department of Health. A person can be tested by more than one laboratory and can have both positive and negative results. **Therefore, the sum of the numbers in each column will be larger than the total number of people tested.**

Reporting lab	Inconclusive	Negative	Positive	Percent positive	Total
LAHEY CLINIC MEDICAL CENTER			3	100%	3
PREMIER PEDIATRICS			3	100%	3
CLARA MAASS TRANSITIONAL CARE UNIT		3			3
CVS PA1074POCT KENNETT SQUARE		3			3
CABELL HUNTINGTON HOSPITAL CLINICAL LAB			3	100%	3
HOUSE CALLS PROFESSIONAL LLC			3	100%	3
MIDWAY SPECIALTY CARE RX LLC		1	2	67%	3
NORTH CAROLINA DEPT OF HEALTH & HUMAN SRVCS STATE LAB OF PUBLIC HEALTH			3	100%	3
HILLVIEW LABORATORY			3	100%	3
CENTRAL DUPAGE HOSPITAL			3	100%	3
TUFTS MEDICAL CENTER			3	100%	3
FLORIDA HOSPITAL PHYSICIANS GROUP		1	2	67%	3
INTERNAL MEDICINE & PEDIATRICS WELLNESS CENTER			3	100%	3
NORTHWEST FLORIDA CLINICAL LAB		1	2	67%	3
MEDEXPRESS URGENT CARE NORWIN		3			3
ST LUCIE COUNTY HEALTH DEPARTMENT		2	1	33%	3
Maryfield Inc. dba Pennybyrn		3			3
Magnolia Health and Rehab Center			3	100%	3
PROMPT CARE OF CENTRAL FLORIDA LLC			3	100%	3
CORTLAND COUNTY HEALTH DEPARTMENT		3			3
MARRA'S PHARMACY		3			3
CAREHERE LLC			3	100%	3
MARION COUNTY FIRE RESCUE		3			3
MINUTECLINIC, LLC #05814		3			3
Gracemore Nursing and Rehab		3			3
SUMMIT MEDICAL GROUP – WEST ORANGE		3			3
BROOKDALE SENIOR LIVING			3	100%	3
COL CROSSROAD		1	2	67%	3
CVS MD4371POCT OCEAN CITY		3			3
Sears Coastal Nursing and Rehab		3			3
OPENTRONS PRL		2	1	33%	3
CENTRAL JERSEY URGENT CARE OF BROWN MI		3			3
EAST TENNESSEE CHILDREN'S HOSPITAL		2	1	33%	3
MERCY HOSPITAL			3	100%	3
NHC HealthCare, Cookeville		3			3
ACCESS HEALTH CARE		2	1	33%	3
BAPTIST OUTPATIENT SERVICES			3	100%	3
VIRTUA MEMORIAL HOSPITAL BURLINGTON COUNTY		1	2	67%	3
ENCOMPASS HEALTH REHABILITATION OF ALTAMONTE			3	100%	3
AIRPORT CLINIC			3	100%	3
TMH PHYSICIAN PARTNERS BLOUNTSTOWN			3	100%	3
ST VINCENTS AMBULATORY CARE INC		1	2	67%	3
MEDEXPRESS-HOUSTON EAST FWY		1	2	67%	3
LITTLE SPURS PEDIATRIC URGENT CARE		1	2	67%	3
MID FLORIDA CLINICAL LABORATORY		2	1	33%	3
RUSSELL SAGE COLLEGE WELLNESS CENTER		3			3
ROANE MEDICAL CENTER		2	1	33%	3

COVID-19: testing by laboratory

Data through Mar 9, 2021 verified as of Mar 10, 2021 at 09:25 AM

Data in this report are provisional and subject to change.

The numbers in the table below represent the number of Florida and non-Florida residents for whom test results were received by the Department of Health. A person can be tested by more than one laboratory and can have both positive and negative results. **Therefore, the sum of the numbers in each column will be larger than the total number of people tested.**

Reporting lab	Inconclusive	Negative	Positive	Percent positive	Total
MEDEXPRESS URGENT CARE - NORTH LITTLE		2	1	33%	3
FLAGLER FAMILY MEDICINE PA			3	100%	3
TARRANT COUNTY PUBLIC HEALTH		3			3
TAMPA INTERNATIONAL AIRPORT			3	100%	3
ARLINGTON OF NAPLES INC, THE		3			3
MEDEXPRESS URGENT CARE - WHEELING		2	1	33%	3
Kroger 093 - The Little Clinic Stapleton		2	1	33%	3
MEDFUSION		2	1	33%	3
MANORCARE NURSING & REHABILITATION CENTER-NAPLES		3			3
MINUTECLINIC LLC #5176			3	100%	3
LINCOLN MEDICAL CENTER		3			3
HOMELAND CENTER		3			3
MINUTECLINIC DIAG OF IND, LLC #8645		3			3
DOCTOR 4 U CLINIC		1	2	67%	3
TERRACE OF ST CLOUD, THE		2	1	33%	3
GO PATH LABORATORIES			3	100%	3
CVS KY4779POCT LOUISVILLE		2	1	33%	3
Bainbridge Health and Rehab		3			3
CVS IN3975POCT JEFFERSONVILLE		2	1	33%	3
MANATEE URGENT CARE LLC			3	100%	3
Kroger 758 - The Little Clinic Providence		3			3
CVS MA594POCT FALMOUTH		3			3
CVS SC5550POCT CLOVER		2	1	33%	3
Hunterdon Medical Center Laboratory		3			3
CVS PA1657POCT YORK		2	1	33%	3
MEDEXPRESS URGENT CARE - FORT SMITH		3			3
NHC HealthCare Anniston		3			3
US SPECIALTY LABS			3	100%	3
WHITE EARTH IHS MAIN LAB		3			3
PROGRESS PHARMACY INC			3	100%	3
CUMBERLAND MEDICAL CENTER INC		3			3
STATEN ISLAND CHAI CARE		3			3
COVENANT PEDIATRICS		1	2	67%	3
SCHIFF CENTER FOR LIVER DISEASES		1	2	67%	3
CVS MN6811POCT PLYMOUTH		3			3
NASSAU COUNTY HEALTH DEPARTMENT-FERNANDINA BEACH C		3			3
CELEBRATION PRIMARY CARE ASSOCIATES LLC		3			3
ALOHA HOME CARE LLC DBA ACCENTCARE HOME HEALTH OF		3			3
YORK HOSPITAL - LABORATORY			3	100%	3
MAYO		1	2	67%	3
BRANDON REGIONAL EMERGENCY CTR			3	100%	3
Kroger 635 - The Little Clinic Dacula		3			3
Marian Manor, Inc		3			3
HAVEN CUSTEAD CARE CENTER			3	100%	3
CVS PA2688POCT COLLEGEVILLE		3			3
DELAWARE PUBLIC HEALTH LABORATORY		1	2	67%	3
CVS CA9721POCT ARCADIA		3			3

COVID-19: testing by laboratory

Data through Mar 9, 2021 verified as of Mar 10, 2021 at 09:25 AM

Data in this report are provisional and subject to change.

The numbers in the table below represent the number of Florida and non-Florida residents for whom test results were received by the Department of Health. A person can be tested by more than one laboratory and can have both positive and negative results. **Therefore, the sum of the numbers in each column will be larger than the total number of people tested.**

Reporting lab	Inconclusive	Negative	Positive	Percent positive	Total
NORTH NAPLES HOSPITAL RESPIRATORY THERAPY DEPARTMENT			3	100%	3
BVM THE BRIDGES LLC		3			3
LEESBURG COMMUNITY HEALTH CENTERS			3	100%	3
CVS SC5471POCT LEXINGTON		2	1	33%	3
SMOKY MOUNTAIN URGENT CARE AND FAMILY MEDICINE CENTER			3	100%	3
IOWA DEPARTMENT OF PUBLIC HEALTH			3	100%	3
ADRIANA M CASTRO MD PA		3			3
ALABAMA DEPT PUBLIC HEALTH			3	100%	3
DEPARTMENT OF HEALTH AND HUMAN SERVICES DIVISION OF BEHAVIORAL HEALTH		1	2	67%	3
FIRST CARE - MIDDLESBORO			3	100%	3
SURETOX LABORATORY LLC		2	1	33%	3
POINTE AT NEW PORT PLACE,THE		3			3
MEDEXPRESS URGENT CARE - WEST ST PAUL, ROBERT ST S		3			3
CLINICA HISPANIA			3	100%	3
NOVANT HEALTH PRESBYTERIAN		2	1	33%	3
ST. LUKE'S HOSPITAL - BETHLEHEM CAMPUS		1	2	67%	3
Kroger 186 - The Little Clinic Holiday Manor		2	1	33%	3
CARENOW-LEBANON		1	2	67%	3
PROPATH			3	100%	3
ADVENTHEALTH MEDICAL GROUP INTERNAL MEDICINE AT		1	2	67%	3
CARENOW-ATASCOCITA			3	100%	3
MEDICAL UNIVERSITY SC HOSPITAL			3	100%	3
H/L of WEst AShley Rhabilitation and Nursing Center		3			3
UHEALTH JACKSON URGENT CARE - CUTLER BAY		1	2	67%	3
VIRGINIA DEPARTMENT OF HEALTH DIVISION OF			3	100%	3
COMMUNICABLE DISEASE CONTROL/PUBLIC HEALTH EMERGENCY PREPAREDNESS			3	100%	3
BRENTWOOD SENIOR LIVING AT ST PETE			3	100%	3
HARBORCHASE OF STUART			3	100%	3
LIVINGSTON COUNTY DEPT OF HEALTH REPRO			3	100%	3
NORTH SHORE HOSP. INFECTION CONTROL			3	100%	3
VELOCITY CARE			3	100%	3
CENTURY LINK SPORTS COMPLEX			3	100%	3
PROHEALTH PRIMARY CARE - GLEN OAKS		3			3
ORCHID COVE DAYTONA			3	100%	3
HEARTLAND - CHARLESTON OF HANAHAN SC,		3			3
SOFTCELL L-FORM LABORATORIES, LLC			3	100%	3
LAURELLWOOD NURSING CENTER		1	2	67%	3
HIALEAH SHORES NURSING AND		2	1	33%	3
AVANTE INVERNESS		1	2	67%	3
ACL LABORATORIES INDUSTRIAL TOXICOLOGY			3	100%	3
Good Samaritan Society - Fairfield Glade		3			3
24TH WEAPONS OF MASS DESTRUCTION - CIVIL SUPPORT		3			3
HARBOUR'S EDGE		2	1	33%	3
CVS IN7653POCT EVANSVILLE		2	1	33%	3
SUNCREST OMNI		3			3
MEDEXPRESS URGENT CARE - LEDGEWOOD		3			3
Gulfport Rehabilitation Center			3	100%	3

COVID-19: testing by laboratory

Data through Mar 9, 2021 verified as of Mar 10, 2021 at 09:25 AM

Data in this report are provisional and subject to change.

The numbers in the table below represent the number of Florida and non-Florida residents for whom test results were received by the Department of Health. A person can be tested by more than one laboratory and can have both positive and negative results. **Therefore, the sum of the numbers in each column will be larger than the total number of people tested.**

Reporting lab	Inconclusive	Negative	Positive	Percent positive	Total
QUEST DIAGNOSTICS CLINICAL LABORATORIES INC		2	1	33%	3
SANFORD MOBILE LAB			3	100%	3
LEXINGTON MEDICAL CENTER		1	2	67%	3
Kroger 627 - The Little Clinic Castleberry		2	1	33%	3
LB Broen Home		3			3
CALLE OCHO DIALYSIS			3	100%	3
CVS IN6605POCT INDIANAPOLIS		2	1	33%	3
LEE CONVENIENT CARE AT SUMMERLIN			3	100%	3
DOUGLASVILLE NURSING AND REHABILITATIO		3			3
NEMOURS CHILDRENS PRIMARY CARE HORIZON WEST			3	100%	3
MONTANA PUBLIC HEALTH LAB			3	100%	3
MALABAR FAMILY PRACTICE		1	2	67%	3
MED FUSION			3	100%	3
SOUTH LAKE FAMILY HEALTH CENTER			3	100%	3
BLACKWATER RIVER			3	100%	3
PINELLAS PARK HEALTH CENTER - PINELLAS CHD		1	2	67%	3
DEPARTMENT OF HEALTH AND ENVIRONMENTAL CONTROL			3	100%	3
BARONESS ERLANGER HOSPITAL		3			3
COASTAL SKIN SURGERY AND DERMATOLOGY PL		3			3
320 S TRANSIT ST		3			3
UNIVERISTY OF MEMPHIS ATHLETIC TRAINI		3			3
ONSLow MEMORIAL HOSPITAL LABORATORY		3			3
BLACK STALLION WALK IN AND EXERCISE CLINICS LLC		1	2	67%	3
PARRISH MEDICAL CENTER-WAIVED TESTING		3			3
MINUTECLINIC DIAGNOSTIC OF WISCONSIN,		3			3
NEMOURS CHILDRENS PRIMARY CARE MAITLAND			3	100%	3
IMMERSION RESIDENTIAL LLC			3	100%	3
NEBRASKA DEPARTMENT OF HEALTH AND HUMAN SERVICES			3	100%	3
FAMILY TREE MEDICAL GROUP PA		2	1	33%	3
BNC Medical Investors, LLC Berrien Nursing & Rehabilitation Center		3			3
MINUTECLINIC DIAG OF IND, LLC #5369		2	1	33%	3
MINUTE CLINIC LLC #1909		3			3
INTERNAL MEDICINE AND WOUND CARE SPECIALIST LLC		3			3
HEPATOLOGY DIAGNOSTIC LAB			3	100%	3
JS HEALTHCARE		2	1	33%	3
LOYOLA UNIVERSITY MEDICAL CENTER LABORATORY			3	100%	3
MURFREESBORO MEDICAL CLINIC		3			3
CVS OH6123POCT CINCINNATI		2	1	33%	3
BOLING, STEPHANIE		3			3
CVS MO10053POCT SAINT PETERS		3			3
FRESENIUS KIDNEY CARE			3	100%	3
ST LUKES HOSPITAL LABORATORY		2	1	33%	3
CVS PHARMACY INC DBA CVS/PHARMACY #10908		3			3
Wynfield Park Health and Rehabilitation		3			3
Kroger 387 - The Little Clinic Hubbards Lane		3			3
NASSAU COUNTY HEALTH DEPARTMENT		3			3
ORLANDO REGIONAL HEALTH SERVICES		1	2	67%	3

COVID-19: testing by laboratory

Data through Mar 9, 2021 verified as of Mar 10, 2021 at 09:25 AM

Data in this report are provisional and subject to change.

The numbers in the table below represent the number of Florida and non-Florida residents for whom test results were received by the Department of Health. A person can be tested by more than one laboratory and can have both positive and negative results. **Therefore, the sum of the numbers in each column will be larger than the total number of people tested.**

Reporting lab	Inconclusive	Negative	Positive	Percent positive	Total
Kroger 522 - The Little Clinic Gahanna		2	1	33%	3
NYU WINTHROP LABORATORY		3			3
LPG PEDIATRICS AT LEHIGH ACRES		2	1	33%	3
ALLIANCE FOR MULTISPECIALTY RESEARCH		3			3
SOUTH COUNTY MENTAL HEALTH CENTER INC			3	100%	3
URGENT CARE OF THE SMOKIES			3	100%	3
CROSSVILLE MEDICAL GROUP		1	2	67%	3
HELIX LW UC		1	2	67%	3
PARADISE VILLA ALF INCORPORATED		3			3
MC DIAGNOSTIC OF CONNECTICUT, PC #114		3			3
LEESBURG REGIONAL MEDICAL CENTER URGENT CARE			3	100%	3
CHIPOLA QUICK CARE			3	100%	3
SEACOAST PATHOLOGY PROFESSIONAL ASSOC		3			3
OWL NOW URGENT CARE			3	100%	3
Cleveland Clinic Weston			3	100%	3
NORTH DAKOTA DEPT OF HEALTH MICROBIOLOGY		1	2	67%	3
ALLIED PHYSICIANS GROUP PLLC		3			3
BOONES CREEK URGENT CARE		1	2	67%	3
SERENADES BY SONATA		1	2	67%	3
CVS IL8753POCT CHICAGO		3			3
ACM MEDICAL LABORATORY ALLIANCE		1	2	67%	3
SUN TERRACE HEALTH CARE CENTER			3	100%	3
ATLANTIC SURGERY CENTER OF JACKSONVILLE BEACH		3			3
MD ANDERSON CANCER CENTER DI BAY AREA			3	100%	3
BAYCARE MEDICAL GROUP, INC		3			3
Englewood Health and Rehab			3	100%	3
BAPTIST PRIMARY CARE FERNANDINA BEACH			3	100%	3
WINDER NURSING INC DBA WINDER HEALTH CARE		3			3
APEX CLINICAL LABORATORIES INC		3			3
HALIFAX HEALTH CARE FOR WOMEN		3			3
TRUE HEALTH – LAKE UNDERHILL		3			3
GAINESVILLE PEDIATRIC ASSOCIATES			3	100%	3
MOBIL LAB FOR ALL INC		3			3
Medilodge of Montrose		3			3
TAMPA		1	2	67%	3
CVS NJ837POCT MARLTON		3			3
BETTERMED URGENT CARE			3	100%	3
ADVICE FOR OPTIMAL WELLNESS, INC			3	100%	3
WAL-MART STORES EAST LP		2	1	33%	3
Kroger 571 - The Little Clinic Hendersonville		1	2	67%	3
HEALGEN SCIENTIFIC			3	100%	3
Kroger 768 - The Little Clinic Leestown Rd		2	1	33%	3
MEDEXPRESS URGENT CARE GREENSBURG		2	1	33%	3
FAMILY FIRST PEDIATRICS			3	100%	3
WELLSTAR KENNESTONE HOSPITAL			3	100%	3
UNITY HEALTH AND REHABILITATION CENTER			3	100%	3
BAPTIST HOSPITAL NURSING/PATIENT CARE			3	100%	3

COVID-19: testing by laboratory

Data through Mar 9, 2021 verified as of Mar 10, 2021 at 09:25 AM

Data in this report are provisional and subject to change.

The numbers in the table below represent the number of Florida and non-Florida residents for whom test results were received by the Department of Health. A person can be tested by more than one laboratory and can have both positive and negative results. **Therefore, the sum of the numbers in each column will be larger than the total number of people tested.**

Reporting lab	Inconclusive	Negative	Positive	Percent positive	Total
THOMAS LANGLEY			3	100%	3
MEDICAL CENTER OF CENTRAL GEORGIA			3	100%	3
MINUTECLINIC #2797		3			3
LIFE CARE CENTER OF SKAGIT VALLEY		3			3
HARBORCHASE OF GAINESVILLE			3	100%	3
SOUTH MIAMI HOSPITAL			3	100%	3
SENTARA NORFOLK GENERAL HOSPITAL CENTRAL LAB			3	100%	3
WELLMED AT APOLLO BEACH BLVD		1	2	67%	3
MINNEOLA PLACE A HOMEBRIDGE COMMUNITY		3			3
CVS MD1881POCT DUNKIRK		3			3
PATIENT FIRST - ALLENTOWN			3	100%	3
SCIENTIFIC LABORATORY DIVISION			3	100%	3
SAVANNAH COVE		3			3
BRIGHAM AND WOMEN'S HOSPITAL			3	100%	3
THE OASIS BEACHSIDE		3			3
MINUTECLINIC DIAGNOSTIC OF VIRGINIA, LLC		3			3
QUATRACOR PLLC		3			3
SARASOTA PERSONAL MEDICINE		2	1	33%	3
VA PRIMARY CARE ANNEX			3	100%	3
CLINICAL CARE CENTER, INC			3	100%	3
CVS MO8555POCT KANSAS CITY		3			3
SPARROW CENTRAL LAB			3	100%	3
ERIE COUNTY PUBLIC HEALTH CLINICAL		3			3
ADVANCED PEDIATRICS			3	100%	3
MARTHA A PRICE MD PA		1	2	67%	3
MEDEXPRESS URGENT CARE, CHAMBERSBURG		2	1	33%	3
LOCH HAVEN PEDIATRICS			3	100%	3
CCRX OF NORTH CAROLINA, LLC		2	1	33%	3
FHPG TAMPA PRIMARY CARE			3	100%	3
CVS NJ715POCT WAYNE		3			3
MEDICAL CENTER OF THE ROCKIES			3	100%	3
CVS PA5241POCT CHALFONT		3			3
RAPID CITY RUGENT CARE			3	100%	3
ASPEN VALLEY HOSPITAL			3	100%	3
AUSTIN PUBLIC HEALTH			3	100%	3
NATURE COAST PRIMARY CARE LAB LLC			3	100%	3
PHYSICIANS CARE INC		1	2	67%	3
CTRS			3	100%	3
SKIPPACK MEDICAL LAB			3	100%	3
BROOME COUNTY HEALTH DEPARTMENT		2	1	33%	3
BROOKDALE LAKE MARY			3	100%	3
SEMINOLE FAMILY HEALTH CENTER		3			3
MEDEXPRESS URGENT CARE-ARLINGTON		2	1	33%	3
CVS OH2518POCT COLUMBUS		2	1	33%	3
MEDEXPRESS - WILMINGTON CONCORD PIKE		2	1	33%	3
HOUSTON METHODIST HOSPITAL			3	100%	3
ADVENT HEALTH - CENTRAL PASCO ER			3	100%	3

COVID-19: testing by laboratory

Data through Mar 9, 2021 verified as of Mar 10, 2021 at 09:25 AM

Data in this report are provisional and subject to change.

The numbers in the table below represent the number of Florida and non-Florida residents for whom test results were received by the Department of Health. A person can be tested by more than one laboratory and can have both positive and negative results. **Therefore, the sum of the numbers in each column will be larger than the total number of people tested.**

Reporting lab	Inconclusive	Negative	Positive	Percent positive	Total
CARESPOT-WELLINGTON			3	100%	3
WISCONSIN STATE LABORATORY OF HYGIENE		1	1	50%	2
INTEGRITY CLINICAL RESEARCH CENTER INC		1	1	50%	2
MEMORIAL SLOAN KETTERING CANCER CENTER		1	1	50%	2
COMMUNITY HEALTH CENTERS OF PINELLAS, INC			2	100%	2
University Plaza Rehabilitation and Nursing			2	100%	2
STUART SURGERY CENTER, LLC			2	100%	2
CARE 365			2	100%	2
OAKMONT EAST- GREENVILLE SC, LLC		2			2
TULANE MEDICAL CENTER			2	100%	2
MEDEXPRESS URGENT CARE-WILKINS TOWNSHIP, WILLIAM PENN HIGHWAY		2			2
NEMOURS CHILDREN'S PRIMARY CARE THE VILLAGES		2			2
CARE NOW DENTON			2	100%	2
DURAND SENIOR CARE & REHAB CENTER		2			2
NEMOURS CHILDREN'S URGENT CARE LAKE NONA			2	100%	2
MEDEXPRESS URGENT CARE - SPRINGFIELD, COOLEY ST		2			2
LIFELINK OF FLORIDA		1	1	50%	2
MOUNT SINAI AVENTURA DIAGNOSTIC CENTER			2	100%	2
NEMOURS CHILDREN'S PRIMARY CARE OF VERO BEACH			2	100%	2
MINUTECLINIC DIAGNOSTIC, PA #10252		2			2
PREMIER MEDICAL LABORATORY			2	100%	2
BAPTIST HEALTHCARE - LAKEVIEW CENTER INC		2			2
PRECISION CLINICAL RESEARCH			2	100%	2
URGENT CARE AND SURGERY CENTER			2	100%	2
GALEN BAYLOR EXTENSION		2			2
DASCENA LAB			2	100%	2
BIOHEALTH MEDICAL LAB INC			2	100%	2
SAFE PMC		2			2
JUST BELIEVE RECOVERY CENTER			2	100%	2
LAKE BALDWIN			2	100%	2
CVS TX7288POCT DALLAS		2			2
NEW BRIDGE MEDICAL CENTER		2			2
AMERICAN MEDICAL LABORATORIES			2	100%	2
STUDENT HEALTH SERVICES			2	100%	2
FLORIDA PRIMARY CARE CENTER PA		2			2
MEDEXPRESS URGENT CARE - SPRINGDALE, S 40TH STREET		2			2
SUNBRIDGE CARE & REHAB FOR DECATUR		2			2
MC DIAGNOSTIC OF CONNECTICUT, PC #252		1	1	50%	2
CONCENTRA - ORLANDO SOUTH II		2			2
Heartland Healthcare Center Boca Raton			2	100%	2
PARKLAND HEALTH & HOSPITAL			2	100%	2
APPLING NURSING & REHABILITATION PAVIL		2			2
JACKSON LABORATORY OF GENOMIC MEDICINE		2			2
NATHAN LITTAUER HOSPITAL LAB		2			2
PM PEDIATRICS OF SELDEN, PLLC		2			2
LOWELL GENERAL HOSPITAL			2	100%	2
MINUTECLINIC DIAGNOSTIC OF TEXAS, LLC #7435		2			2

COVID-19: testing by laboratory

Data through Mar 9, 2021 verified as of Mar 10, 2021 at 09:25 AM

Data in this report are provisional and subject to change.

The numbers in the table below represent the number of Florida and non-Florida residents for whom test results were received by the Department of Health. A person can be tested by more than one laboratory and can have both positive and negative results. **Therefore, the sum of the numbers in each column will be larger than the total number of people tested.**

Reporting lab	Inconclusive	Negative	Positive	Percent positive	Total
CVS AZ9210POCT SCOTTSDALE		2			2
APPLECARE VALDOSTA			2	100%	2
MEDEXPRESS URGENT CARE - LINCOLN VILLA		2			2
CVS PA4000POCT INDIANA		2			2
SUNCOAST COMMUNITY HEALTH CENTERS INC		2			2
CVS IN6559POCT AVON		2			2
Kroger 549 - The Little Clinic Clinton Highway		2			2
KIVA AT MOUNT DORA			2	100%	2
LONG, SARAH		1	1	50%	2
TRUE HEALTH INC			2	100%	2
KIDSVILLE PEDIATRICS IV PA		1	1	50%	2
ST JOSEPH'S HOSPITAL INC			2	100%	2
THE RIM URGENT CARE			2	100%	2
CLINICAL REFERENCE LABORATORY, INC		2			2
Macon Valley Nursing and Rehabilitation Center		2			2
LEXINGTON PLACE			2	100%	2
ADVANCED MEDICAL OF FLORIDA			2	100%	2
BRANDYWYNE HEALTH CARE CENTER			2	100%	2
LAKE SUCCESS EXTENDED CARE		2			2
BAYSHORE MEDICAL CENTER			2	100%	2
ASHLEY PEDIATRICS			2	100%	2
MEDEXPRESS URGENT CARE- ALLISON PARK		1	1	50%	2
MAINE CENTER FOR DISEASE CONTROL AND PREVENTION			2	100%	2
Alden Terrace of McHenry			2	100%	2
BIRMINGHAM INTERNAL MEDICINE ASSOCIATE		1	1	50%	2
BROOKDALE PALM BEACH GARDENS			2	100%	2
The Grand Rehabilitation & Nursing Utica		2			2
PANCARE HEALTH - FRANKLIN CO			2	100%	2
Walgreens #12427		1	1	50%	2
ST. JOSEPH REGIONAL MEDICAL CENTER			2	100%	2
Kroger 127 - The Little Clinic Lakewood-Alameda		2			2
DOCTOR'S IN-HOUSE LAB/COMMUNITY HEALTH CENTERS OF PINELLAS - JOHNNIE R			2	100%	2
UNIVERSITY COMMUNITY HEALTH SERVICES		1	1	50%	2
PINELLAS CHD - CLEARWATER		1	1	50%	2
CVS MINUTE CLINIC #5836		2			2
AdventHealth Care Center Orlando North			2	100%	2
U OF MIAMI MILLER SCHOOL OF MEDICINE			2	100%	2
SHELL POINT HOME HEALTH			2	100%	2
THE EDGEWATER AND WATERMAN VILLAGE			2	100%	2
BAYCARE LABORATORIES			2	100%	2
WALKONCLINIC			2	100%	2
Walgreens #10207		2			2
VA CBOC			2	100%	2
SANTA ROSA COUNTY HEALTH DEPARTMENT			2	100%	2
GINKGO-IXLAYER		2			2
F W HUSTON MEDICAL CENTER SENIOR LIVIN		2			2
SPRING HILL REGIONAL HOSPITAL			2	100%	2

COVID-19: testing by laboratory

Data through Mar 9, 2021 verified as of Mar 10, 2021 at 09:25 AM

Data in this report are provisional and subject to change.

The numbers in the table below represent the number of Florida and non-Florida residents for whom test results were received by the Department of Health. A person can be tested by more than one laboratory and can have both positive and negative results. **Therefore, the sum of the numbers in each column will be larger than the total number of people tested.**

Reporting lab	Inconclusive	Negative	Positive	Percent positive	Total
GULF COAST MEDICAL CENTER RESPIRATORY CARE			2	100%	2
HEALTH GROUP CENTER INC			2	100%	2
FEDERAL CORRECTIONAL INSTITUTION MARIANNA			2	100%	2
MARINA ISLE ASSISTED LIVING		2			2
MARQUESA MEDICAL		2			2
AZALEA HEALTH AND REHABILITATION		2			2
GEISINGER MEDICAL CENTER		2			2
EASTERN NIAGARA HOSPITAL		2			2
HEALTH AND WELLNESS URGENT CARE LLC			2	100%	2
WEST COCOA PHARMACY			2	100%	2
ADVENTHEALTH IMAGING LAKE NONA			2	100%	2
UWMC MONTLAKE DEPT OF LAB MED			2	100%	2
MIDDLETON PEDIATRICS			2	100%	2
DEPT OF HEALTH			2	100%	2
CVS OH10893POCT PARMA		1	1	50%	2
MEDEXPRESS URGENT CARE - LINCOLN N 26T		2			2
GUTHRIE CORNING HOSPITAL LABORATORY		2			2
Kroger 667 - The Little Clinic Litchfield Park		2			2
KAILOS GENETICS INC			2	100%	2
UF KANAPAHA LAB BEAKER		2			2
MAWD PATHOLOGY GROUP			2	100%	2
CVS IN8669POCT INDIANAPOLIS		2			2
Kroger 550 - The Little Clinic Bellevue		2			2
DNA DIAGNOSTICS CENTER		2			2
PENSACOLA MEDICAL CLINIC LLC			2	100%	2
NEMOURS CHILDRENS PRIMARY CARE			2	100%	2
NORTHWELL HEALTH			2	100%	2
NORTHSIDE FAMILY MEDICINE AND URGENT CARE (HOLLY SPRINGS)		2			2
CALIFORNIA DIVISION OF COMMUNICABLE DISEASE CONTROL			2	100%	2
FLORIDA DEPARTMENT OF HEALTH IN ALACHUA COUNTY -			2	100%	2
MEDLOGIC, LLC		2			2
NLC LABS			2	100%	2
John Knox Manor Inc II		1	1	50%	2
CVS IN6572POCT INDIANAPOLIS		2			2
MELBOURNE URGENT CARE			2	100%	2
DAYTON CHILDRENS HOSPITAL LAB			2	100%	2
ADVANTA ANALYTICAL LABORATORIES			2	100%	2
TENNESSEE VALLEY HCS			2	100%	2
SOUTHERN SURGICAL ARTS		2			2
KEY WEST HMA PHYSICIAN MANAGEMENT, LLC			2	100%	2
Kroger 020 - The Little Clinic Wheat Ridge		2			2
MINUTECLINIC DIAG OF IND, LLC #6908		2			2
107TH PLACE GROUP HOME		2			2
WARD MEMORIAL HOSPITAL		2			2
STEWART ST ELIZABETH MEDICAL CENTER			2	100%	2
SOUTHSIDE FAMILY MEDICAL		2			2
HCR MANOR CARE SERVICES OF FLORIDA III INC		2			2

COVID-19: testing by laboratory

Data through Mar 9, 2021 verified as of Mar 10, 2021 at 09:25 AM

Data in this report are provisional and subject to change.

The numbers in the table below represent the number of Florida and non-Florida residents for whom test results were received by the Department of Health. A person can be tested by more than one laboratory and can have both positive and negative results. **Therefore, the sum of the numbers in each column will be larger than the total number of people tested.**

Reporting lab	Inconclusive	Negative	Positive	Percent positive	Total
SOUTH BEND MEDICAL FOUNDATION			2	100%	2
QUEST DIAGNOSTICS INCORPORATED			2	100%	2
SACRED HEART HEALTH SYSTEMS INC			2	100%	2
Timber Ridge Health Care Center			2	100%	2
Atlanta VAMC		1	1	50%	2
BAYLOR COLLEGE OF MEDICINE			2	100%	2
FRASER MEMORIAL HOSPITAL		1	1	50%	2
CITY OF NEW YORK DEPARTMENT OF HEALTH			2	100%	2
New Jersey Aim At Smg		2			2
TEXAS HEALTH CARE			2	100%	2
NORTHSIDE FAMILY MEDICINE AND URGENT CARE (EAST COBB)		2			2
CVS AZ5892POCT LAVEEN		2			2
MOBILE HEALTH LABS LLC			2	100%	2
ALL PEDIATRIC CARE PA			2	100%	2
PALMS OF FT MYERS,THE			2	100%	2
MEDEXPRESS URGENT CARE - MYLAN			2	100%	2
ACCESS CARE MEDICAL GROUP LLC		2			2
CVS MA1877POCT NORTON		2			2
SOUTHEAST GEORGIA HEALTH SYSTEM			2	100%	2
PRIMARY CARE SERVICES AT EDGEWATER		2			2
FL DEPT OF HEALTH MARION COUNTY MOBILE HEALTH UNIT			2	100%	2
ELMHURST MEMORIAL HOSPITAL			2	100%	2
SYLVAN NURSING			2	100%	2
SIGNATURE CARE LEWISVILLE-EMERGENCY CENTER		1	1	50%	2
SUNSHINE PHARMACY		2			2
FLORIDA SCHOOL FOR THE DEAF & BLIND			2	100%	2
Kroger 777 - The Little Clinic Shelbyville		1	1	50%	2
MONICE DR.			2	100%	2
Warren Center for Rehabilitation and Nursing		2			2
FALCON HEALTH CENTER			2	100%	2
CONEMAUGH MEMORIAL MEDICAL CENTER		2			2
COMPLETE HEALTH MEDICAL CENTER			2	100%	2
CVS SC4286POCT EASLEY		2			2
LABTOX LABORATORIES			2	100%	2
STARR CITY OF ROMA COMMUNITY CENTER			2	100%	2
CVS TX7603POCT SAGINAW		2			2
MATHER HOSPITAL			2	100%	2
Avanti Wellness and Rehab			2	100%	2
MEMORIAL HOSPITAL OF CARBONDALE			2	100%	2
CVS OH5457POCT POWELL		2			2
THE HOSPITAL OF PROVIDENCE EMERGENCY ROOM			2	100%	2
MEDEXPRESS URGENT CARE-MT PLEASANT		1	1	50%	2
CIGNA GATEWAY			2	100%	2
GULF COAST REGIONAL MEDICAL CARE		2			2
MIAMI DADE MEDICAL RESEARCH INSTITUTE			2	100%	2
VOLUNTEERS OF AMERICA OF FLORIDA			2	100%	2
CVS IL3163POCT OAK PARK		2			2

COVID-19: testing by laboratory

Data through Mar 9, 2021 verified as of Mar 10, 2021 at 09:25 AM

Data in this report are provisional and subject to change.

The numbers in the table below represent the number of Florida and non-Florida residents for whom test results were received by the Department of Health. A person can be tested by more than one laboratory and can have both positive and negative results. **Therefore, the sum of the numbers in each column will be larger than the total number of people tested.**

Reporting lab	Inconclusive	Negative	Positive	Percent positive	Total
Loretto Health and Rehabilitation Center		2			2
VALLEY BAPTIST MEDICAL CENTER: BROWNSVILLE			2	100%	2
DEER'S HEAD CENTER		2			2
Manor Care-Kingston Court of York PA, LLC		2			2
Stillwater Healthcare		2			2
OAKBRIDGE TERRACE AT SAE			2	100%	2
ADVENTHEALTH MEDICAL GROUP PEDIATRICS AT APOPKA		2			2
JOHN D. ARCHBOLD MEM. HOSPITAL			2	100%	2
DUKE HEALTH REGIONAL HOSPITAL			2	100%	2
SWEDISH COVENANT HOSPITAL			2	100%	2
Lakeside Oaks Care Center			2	100%	2
MEDEXPRESS URGENT CARE - RUNNEMEDE		1	1	50%	2
YOUTH AND YOU, INC		2			2
WHITESANDS OUTPATIENT TREATMENT		2			2
WELL HEALTH LABS			2	100%	2
CVS CT288POCT BRISTOL		2			2
AUGUSTA HEALTH SKILLED CARE			2	100%	2
EMERALD TRACE		2			2
MAYO CLINIC GROUP PRACTICE LABORATORY			2	100%	2
ATHENA CARE RESOURCES LLC		2			2
CVS NJ2508POCT MANALAPAN		2			2
HERNANDO CHILDREN'S			2	100%	2
ALVERNO CLINICAL LABORATORIES			2	100%	2
SOUTHEASTERN INSTITUTE OF RESTORATIVE MEDICINE		1	1	50%	2
CARE ATC SUN HYDRAULICS TALLAVAST			2	100%	2
JEFFERSON WASHINGTON TOWNSHIP HOSPITAL		2			2
BRENTWOOD AT FORE RANCH			2	100%	2
WESTMINSTER SUNCOAST			2	100%	2
87TH MEDICAL GROUP – MCGUIRE AMBULATORY CARE FACILITY		2			2
Beth Sholom Home of Eastern Virginia		1	1	50%	2
MOBILE COUNTY HEALTH DEPARTMENT		1	1	50%	2
SUMMERFIELD RETIREMENT LIVING, INC			2	100%	2
INA		1	1	50%	2
PAUL GRECO MD CONCIERGE MEDICAL SERVICES PL		2			2
BROOKDALE ALTAMONTE SPRINGS			2	100%	2
METHODIST MANSFIELD MEDICAL CENTER			2	100%	2
MINUTECLINIC DIAG OF IND, LLC #6250		2			2
BOND COMMUNITY HEALTH CENTER			2	100%	2
CHESTERFIELD HEALTHCARE GROUP, INC		2			2
MORRISTOWN MEMORIAL HOSPITAL		2			2
WALGREENS #05477		2			2
CVS NH2257POCT MANCHESTER		2			2
COMMUNITY HEALTH CENTERS INC			2	100%	2
STANFORD HEALTH CARE ANATOMIC PATHOLOGY & CLINICAL LAB			2	100%	2
BERNHARDT LABORATORIES INC			2	100%	2
TWIN LAKES REHAB & HEALTHCARE		2			2
TRICORE REFERENCE LABORATORY		1	1	50%	2

COVID-19: testing by laboratory

Data through Mar 9, 2021 verified as of Mar 10, 2021 at 09:25 AM

Data in this report are provisional and subject to change.

The numbers in the table below represent the number of Florida and non-Florida residents for whom test results were received by the Department of Health. A person can be tested by more than one laboratory and can have both positive and negative results. **Therefore, the sum of the numbers in each column will be larger than the total number of people tested.**

Reporting lab	Inconclusive	Negative	Positive	Percent positive	Total
PALM CITY NURSING AND REHAB CENTER			2	100%	2
NOVA SOUTHEASTERN UNIVERSITY - STUDENT MEDICAL CTR			2	100%	2
PREVENTIVE HEALTH PARTNERS I L S C		2			2
WALGREENS #13605		2			2
MINUTECLINIC, LLC #05891		1	1	50%	2
MEDEXPRESS URGENT CARE - SOUTH CHARLESTON		2			2
JASPER MEMORIAL HOSPITAL		1	1	50%	2
LIFETIME FAMILY URGENT CARE			2	100%	2
ADVENT HEALTH CENTRAL TEXAS		1	1	50%	2
UT PATH			2	100%	2
SHELBYVILLE HOSPITAL COMPANY		2			2
UW HOSPITAL AND CLINICS		1	1	50%	2
MAURY REGIONAL MEDICAL CENTER		2			2
ADVENTHEALTH IMAGING PARTIN SETTLEMENT			2	100%	2
FLORIDA COMMUNITY HEALTH CENTERS, INC.			2	100%	2
MEDEXPRESS URGENT CARE - BROOKHAVEN		2			2
CVS IL1170POCT JOLIET		2			2
EDGEWATER RETIREMENT MANOR			2	100%	2
Kroger 596 - The Little Clinic Brentwood		2			2
MEDSTAR HARBOR HOSPITAL			2	100%	2
SYNEOS HEALTH			2	100%	2
AFFORDABLE PRIMARY CARE LLC		2			2
NORTHEAST FLORIDA HEALTH SERVICES, INC DBA FAMILY HEALTH SOURCE			2	100%	2
MEMORIAL HERMANN CONSOLIDATED LABORATORY SERVICES			2	100%	2
HUMILITY OF MARY HEALTH PARTNERS			2	100%	2
CONWAY MEDICAL CENTER			2	100%	2
INTEGRATED REGIONAL LABS			2	100%	2
FLORIDA KEYS PED & ADOLES CTR			2	100%	2
MANASOTA PEDIATRICS			2	100%	2
CVS ME329POCT PORTLAND		2			2
US LABS		2			2
MEASE COUNTRYSIDE HOSPITAL CARDIAC REH			2	100%	2
INSPIRE HEALTHCARE CENTER			2	100%	2
University Center East			2	100%	2
ONE MEDICAL GROUP		1	1	50%	2
DELRAY BEACH HEALTH DEPT LAB			2	100%	2
BIOMAT USA			2	100%	2
MEDEXPRESS URGENT CARE-SALINA, S 9TH ST		2			2
FIRST PREVENTION AND DIALYSIS CENTER LLC			2	100%	2
PROSPECT URGENT CARE			2	100%	2
UT AUSTIN UNIVERSITY HEALTH SERVICES			2	100%	2
IN AND OUT URGENT CARE			2	100%	2
Kroger 687 - The Little Clinic Sugar Hill		1	1	50%	2
CHAPPEL GROUP RESEARCH, THE		2			2
CVS TX8322POCT AUSTIN		2			2
EXPRESSCARE URGENT CARE CENTER			2	100%	2
JRS LABORATORY			2	100%	2

COVID-19: testing by laboratory

Data through Mar 9, 2021 verified as of Mar 10, 2021 at 09:25 AM

Data in this report are provisional and subject to change.

The numbers in the table below represent the number of Florida and non-Florida residents for whom test results were received by the Department of Health. A person can be tested by more than one laboratory and can have both positive and negative results. **Therefore, the sum of the numbers in each column will be larger than the total number of people tested.**

Reporting lab	Inconclusive	Negative	Positive	Percent positive	Total
MEMORIAL HERMANN HOSPITAL			2	100%	2
CVS TX7156POCT RICHARDSON		2			2
Kroger 739 - The Little Clinic La Grange Road		2			2
VA SALT LAKE CITY HCS		2			2
COVANCE			2	100%	2
NATIONWIDE LABORATORY SERVICES		1	1	50%	2
CLEVELAND CLINIC IMAGING			2	100%	2
NORTH MANATEE HEALTH CARE CENTER			2	100%	2
SOUTH TAMPA AFTER HOURS CLINIC			2	100%	2
CVS PA10034POCT PITTSBURGH		2			2
ST. ELIZABETH HEALTHCARE			2	100%	2
NEW YORK CITY CENTRAL COVID			2	100%	2
DMC UNIVERSITY LABORATORIES		1	1	50%	2
PRIMACARE MEDICAL LAKEWOOD			2	100%	2
HOME ACCESS HEALTH			2	100%	2
STAGES OF LIFE MEDICAL INSTITUTE			2	100%	2
TALLAHASSEE MEMORIAL HEALTHCARE FAMILY MED RESIDENCY			2	100%	2
CROSSROADS URGENT CARE DBA URGENT TEA		2			2
BEAUFORT MEMORIAL			2	100%	2
Alden Des Plaines			2	100%	2
Kroger 619 - The Little Clinic Hendersonville Indian Lake		2			2
ROPER HOSPITAL			2	100%	2
UHEALTH CARDIOLOGY			2	100%	2
TRINITAS REGIONAL MEDICAL CENTER		1	1	50%	2
Luther Acres Manor		2			2
First Care Living Center/Essentia Health			2	100%	2
ADVANCED MEDICAL CARE			2	100%	2
ONTARIO COUNTY PUBLIC HEALTH		2			2
MEMORIAL HOSPITAL OF SOUTH BEND			2	100%	2
STARR COUNTY MEMORIAL HOSPITAL			2	100%	2
Good Samaritan Society-Blackduck		1	1	50%	2
VENICE URGENT CARE – GULF COAST			2	100%	2
EXPRESS CARE OF THE SHOALS		1	1	50%	2
Colonial Manor Nursing and Rehabilitation Center		2			2
MID-FLORIDA PATHOLOGY LLC - MOBILE UNIT # 3			2	100%	2
NATIONAL JEWISH HEALTH			2	100%	2
THE CLUB AT BOYNTON BEACH, LLC			2	100%	2
Holiday Retirement Home			2	100%	2
FLORIDA DEPARTMENT OF HEALTH IN LEE COUNTY		1	1	50%	2
MEDEXPRESS URGENT CARE - OMAHA N 72 ST		2			2
BOSTON MEDICAL CENTER			2	100%	2
ROCKWALL URGENT CARE			2	100%	2
KANSAS CITY VA MEDICAL CENTER			2	100%	2
OELWEIN HEALTH CARE CENTER		2			2
Green Mountain Nursing and Rehabilitation		2			2
OCALA REGIONAL KIDNEY CENTER-WEST			2	100%	2
STARMED FAMILY & URGENT CARE			2	100%	2

COVID-19: testing by laboratory

Data through Mar 9, 2021 verified as of Mar 10, 2021 at 09:25 AM

Data in this report are provisional and subject to change.

The numbers in the table below represent the number of Florida and non-Florida residents for whom test results were received by the Department of Health. A person can be tested by more than one laboratory and can have both positive and negative results. **Therefore, the sum of the numbers in each column will be larger than the total number of people tested.**

Reporting lab	Inconclusive	Negative	Positive	Percent positive	Total
SANFORD REGIONAL HOSPITAL WORTHINGTON		2			2
MEDEXPRESS URGENT CARE - ANDERSON		2			2
MEDEXPRESS URGENT CARE - WOODBURY			2	100%	2
AFC URGENT CARE CLEVELAND			2	100%	2
MINUTECLINIC LLC (2335)		1	1	50%	2
EXCEL URGENT CARE OF PARAMUS LLC		2			2
CVS AZ33POCT TEMPE		2			2
Sevierville Health and Rehabilitation		2			2
MEASE MANOR MEMORY CARE		2			2
CROSSROADS			2	100%	2
COOPER CLINIC			2	100%	2
VALUE DRUGS BRONXVILLE INC		2			2
GULF COAST IMMEDIATE CARE CENTER		1	1	50%	2
UK HEALTHCARE			2	100%	2
MEDEXPRESS URGENT CARE - ROSS TOWNSHIP		2			2
INTEAM HEALTH, INC.			2	100%	2
HEALTH EXPRESS URGENT CARE			2	100%	2
GASTROENTEROLOGY ASSOCIATES			2	100%	2
PINARD HOME HEALTH SERVICES INC			2	100%	2
CERTIVIA LABORATORIES			2	100%	2
FLORIDA MEDICAL CENTER			2	100%	2
THOMASVILLE REGIONAL MEDICAL CENTER		2			2
OUR LADY OF THE LAKE REGIONAL MEDICAL CENTER			2	100%	2
MERCY CONVENIENT CARE			2	100%	2
CAREWELL JW - WORCESTER LNC			2	100%	2
STARLING AT SAN JOSE			2	100%	2
GIGI WOOD DAVIS DO-FAMILY MEDICINE		2			2
MADISON HOSPITAL LABORATORY			2	100%	2
RAJ K PAI MD PA			2	100%	2
RIVERVIEW MEDICAL CLINIC		2			2
Greystone Nursing and Rehab, LLC			2	100%	2
DOWN HOME MEDICAL			2	100%	2
Birchaven		2			2
CVS PA371POCT PHILADELPHIA		2			2
APC PEDIATRICS			2	100%	2
Kroger 647 - The Little Clinic Newnan Crossings		1	1	50%	2
POPLAR HEALTHCARE			2	100%	2
Kroger 400 - The Little Clinic Hartley Bridge Rd		1	1	50%	2
Bedford Care Center of Hattiesburg		2			2
CLINICAL CARE INC			2	100%	2
CQUENTIA NGS, LLC			2	100%	2
EASTSIDE SPORTS COMPLEX			2	100%	2
SOUTH DAKOTA DEPARTMENT OF HEALTH		2			2
BUFFALO CROSSINGS HEALTHCARE AND REHABILITATION CENTER			2	100%	2
WALGREENS #06583		2			2
INTERMOUNTAIN MEDICAL CENTER			2	100%	2
ANDERSON COUNTY HOSPITAL			2	100%	2

COVID-19: testing by laboratory

Data through Mar 9, 2021 verified as of Mar 10, 2021 at 09:25 AM

Data in this report are provisional and subject to change.

The numbers in the table below represent the number of Florida and non-Florida residents for whom test results were received by the Department of Health. A person can be tested by more than one laboratory and can have both positive and negative results. **Therefore, the sum of the numbers in each column will be larger than the total number of people tested.**

Reporting lab	Inconclusive	Negative	Positive	Percent positive	Total
PRIMARY HEALTH CARE ASSOCIATES INC			2	100%	2
LACORP		1	1	50%	2
MINUTECLINIC DIAGNOSTIC OF OHIO #6192		2			2
FLORIDA MEDICAL CENTER OF CLEARWATER		2			2
PHOEBE BERKS HEALTH CARE CENTER		2			2
VALUE DRUGS GREENLAWN INC		2			2
EAST SIDE CLINICAL LABORATORY		1	1	50%	2
FASTCARE LLC			2	100%	2
GERM BUSTERS 911 LLC			2	100%	2
CVS AZ9290POCT PHOENIX		2			2
PATIENT FIRST MEDICAL CENTER-CARYTOWN			2	100%	2
AHC Forest cove		2			2
FLORIDA DEPARTMENT OF HEALTH IN ESCAMBIA COUNTY		1	1	50%	2
STATCARE URGENT AND WALK-IN			2	100%	2
THE FOUNTAIN AT BOCA CIEGA BAY		2			2
HOCHBERG LOWER SCHOOL		2			2
LILY PHARMACY		2			2
Kroger 101 - The Little Clinic Hill Top		2			2
Crowne Health Care of Mobile		2			2
PEDIATRICS IN NORTH FLORIDA PA			2	100%	2
AMICUS MEDICAL CENTER LLC			2	100%	2
LIFESPRING COMMUNITY HEALTH		2			2
MEDEXPRESS URGEN CARE - EAST BRUNSWICK		2			2
UTMB PATHOLOGY CLINICAL SERVICES LABORATORY			2	100%	2
CLEVELAND CLINIC FLORIDA LABORATORY			2	100%	2
LEHIGH MEDICAL AND RESEARCH CENTER, INC			2	100%	2
Kroger 686 - The Little Clinic Farragut		2			2
Robert Cranfield			2	100%	2
PM PEDIATRICS OF BAYSIDE, PLLC - MANHASSET		2			2
A+ URGENT/PRIMARY CARE			2	100%	2
PruittHealth Lakehaven		2			2
Life Care Center of Elyria		2			2
HANOVER ENDOSCOPY CENTER		2			2
SOMA MEDICAL CENTER PA #3 GREENACRES			2	100%	2
CATSKILL REGIONAL MEDICAL CENTER		2			2
Manorcare Health Services West Reading North		2			2
CPL LABS			2	100%	2
LINIL VISITING NURSES, INC		2			2
BAYCARE OUTREACH LAB			2	100%	2
BD MEDICAL SYSTEMS			2	100%	2
MAJESTIC GUARDIANS			2	100%	2
REGIONS HOSPITAL LABORATORY			2	100%	2
AYASS BIOSCIENCE LLC			2	100%	2
SMITH NORTHVIEW HOSPITAL LAB			2	100%	2
AFC URGENT CARE/FARRAGUT			2	100%	2
Iowa Veterans Home		2			2
MID-FLORIDA HEMATOLOGY AND ONCOLOGY CENTERS		2			2

COVID-19: testing by laboratory

Data through Mar 9, 2021 verified as of Mar 10, 2021 at 09:25 AM

Data in this report are provisional and subject to change.

The numbers in the table below represent the number of Florida and non-Florida residents for whom test results were received by the Department of Health. A person can be tested by more than one laboratory and can have both positive and negative results. **Therefore, the sum of the numbers in each column will be larger than the total number of people tested.**

Reporting lab	Inconclusive	Negative	Positive	Percent positive	Total
CSS- TWELVE OAKS			2	100%	2
FLORIDA MENTOR FAULKNER GROUP HOME			2	100%	2
Eagle Health and Rehabilitation		2			2
MEDEXPRESS URGENT CARE - WEXFORD		2			2
Georgiana Health and Rehabilitation, LLC		2			2
BFT LAB			2	100%	2
MAGNOLIA MANOR OF COLUMBUS		2			2
Kroger 853 - The Little Clinic East Broad Street		2			2
BAY CORRECTIONAL AND REHABILITATION FACILITY			2	100%	2
VITAL CARE CLINIC, LLC			2	100%	2
ManorCare Rehab Center of Marietta		2			2
MEDICAL CENTER LABORATORY			2	100%	2
Jackson Health Care Facility			2	100%	2
CENTRAL ARKANSAS VETERANS HEALTHCARE SYSTEM - VETERANS AFFAIRS			2	100%	2
PALM BAY COMMUNITY OUTPATIENT CLINIC		2			2
VIRGINIA DEPT OF HEALTH OFFICE OF EPIDEMIOLOGY			2	100%	2
RRMC CREEKSIDE LAB		2			2
AFC PHYSICIANS OF FLORIDA, PA			2	100%	2
WARE EXPRESS CARE			2	100%	2
WILSON MEMORIAL HOSPITAL			2	100%	2
SCDHEC BUREAU OF LABORATORIES			2	100%	2
JULIE STAATS DO		2			2
PALM WEST INTERNIST PA			2	100%	2
LABCORP OF AMERICA HOLDINGS		1	1	50%	2
CVS OH2486POCT NILES		1	1	50%	2
QUEENS UNIVERSITY OF CHARLOTTE		2			2
DALLAS VA MEDICAL CENTER - VA NORTH TEXAS HEALTH CARE SYSTEM			2	100%	2
ASSOCIATES IN UROGYNECOLOGY MD LLC		2			2
TEXAS REGIONAL ASTHMA & ALLERGY CENTER			2	100%	2
MINUTECLINIC DIAGNOSTIC OF PA LLC		2			2
HAMILTON CHD		2			2
Kroger 745 - The Little Clinic Somerset		2			2
DEKALB MEDICAL CENTER LABORATORY			2	100%	2
SPRINGS MEDICAL LAB		1	1	50%	2
ADVANCE FAMILY PRACTICE LLC□			2	100%	2
DIVERSE MEDICAL CARE LLC			2	100%	2
Tidelands Health Rehabilitation Hospital			2	100%	2
RENFREW CENTERS INC		2			2
PEACEHEALTH CENTRAL		2			2
ACCESS LABORATORIES LLC			2	100%	2
MEMORIAL HEALTH UNIVERSITY MEDICAL CENTER			2	100%	2
BRITO MEDICAL CENTER			2	100%	2
MEDEXPRESS URGENT CARE - LAWRENCE		2			2
CVS MO5724POCT KANSAS CITY		2			2
JMC TALLAHASSEE, LLC			2	100%	2
ST. MARY'S MEDICAL CENTER EVANSVILLE, INC			2	100%	2
WEAKLEY COUNTY REHAB AND NURSING CENTER		2			2

COVID-19: testing by laboratory

Data through Mar 9, 2021 verified as of Mar 10, 2021 at 09:25 AM

Data in this report are provisional and subject to change.

The numbers in the table below represent the number of Florida and non-Florida residents for whom test results were received by the Department of Health. A person can be tested by more than one laboratory and can have both positive and negative results. **Therefore, the sum of the numbers in each column will be larger than the total number of people tested.**

Reporting lab	Inconclusive	Negative	Positive	Percent positive	Total
JORDAN VALLEY MEDICAL CENTER			2	100%	2
CVS AZ5477POCT SURPRISE		2			2
SHERIDAN AT HOBE SOUND, THE			2	100%	2
NAVAL BRANCH MEDICAL CLINIC			2	100%	2
NEWTON MEMORIAL HOSPITAL		2			2
PTC LABORATORIES			2	100%	2
MINUTECLINIC DIAGNOSTIC, PA		2			2
CLEARWATER PAIN MANAGEMENT ASSOCIATES			2	100%	2
ASANTE ROGUE REGIONAL MEDICAL CENTER L		2			2
SPECTRA EAST INC		1	1	50%	2
MEMORIAL HERMANN			2	100%	2
CVS GA2279POCT SUWANEE		2			2
SKYLINE UROLOGY		2			2
MAJESTIC OAKS			2	100%	2
SUMMIT URGENT CARE PS			2	100%	2
NIAGARA APOTHECARY INC		2			2
FHCP ASC - ORANGE CITY			2	100%	2
CARENOW LENEXA			2	100%	2
ADVENTHEALTH EAST ORLANDO EMPLOYEE CLINIC		2			2
Garden Isle Healthcare and Rehabilitation Center		2			2
Workmens Circle Multicare Center		2			2
BERGEN COUNTY SURGICAL AND ENDOSCOPY CENTER		2			2
MD NOW URGENT CARE CENTER INC.			2	100%	2
MARLBORO URGENT CARE		2			2
MARCO ISLAND MEDICAL CENTER			2	100%	2
MAYO CLINIC COUMADIN CLINIC LABORATORY		1	1	50%	2
RAPID RESULT CORP LLC		1	1	50%	2
Lenawee Medical Care Facility		2			2
MINUTECLINIC, LLC, DBA MINUTECLINIC #4		2			2
MEMORIAL HEALTH SYSTEM		1	1	50%	2
MEDEXPRESS URGENT CARE - CEDAR KNOLLS		2			2
MASSACHUSETTS DEPARTMENT OF HEALTH			2	100%	2
CVS NH6596POCT HAMPTON		2			2
Iron County Medical Care Facility		2			2
MINUTECLINIC #1773		2			2
SWEETWATER NURSING CENTER		2			2
UNIVERSITY OF MARYLAND MEDICAL CENTER			2	100%	2
WillowBrooke Court at Southampton Estates		2			2
CATHOLIC HEALTH LABORATORY SERVICES		2			2
ATLAS GENOMICS			2	100%	2
CENTRAL FLORIDA FAMILY HEALTH CENTER		2			2
NORTH COUNTRY FAMILY HEALTH CENTER INC		2			2
MEDEXPRESS - WILMINGTON KIRKWOOD HIGHWAY		2			2
SPECTRUM HEALTH			2	100%	2
CHIEFLAND MEDICAL CENTER LLC			2	100%	2
CVS TX5807POCT PEARLAND		2			2
BLUEWATER TOXICOLOGY			2	100%	2

COVID-19: testing by laboratory

Data through Mar 9, 2021 verified as of Mar 10, 2021 at 09:25 AM

Data in this report are provisional and subject to change.

The numbers in the table below represent the number of Florida and non-Florida residents for whom test results were received by the Department of Health. A person can be tested by more than one laboratory and can have both positive and negative results. **Therefore, the sum of the numbers in each column will be larger than the total number of people tested.**

Reporting lab	Inconclusive	Negative	Positive	Percent positive	Total
SPRINGHILL SENIOR RESIDENCE		2			2
SIGNAL DIAGNOSTICS DBA FLOWHEALTH LABS			2	100%	2
TMH PHYSICIAN PARTNERS MONTICELLO		1	1	50%	2
RICHICHI FAMILY HEALTH			2	100%	2
HOME CARE PHARMACY OF PALM COAST INC		2			2
SKIN WELLNESS PHYSICIANS LLC		2			2
BIONIC TECHNOLOGIES CORPORATION			2	100%	2
RIGHT AT HOME			2	100%	2
MISSION HOSPITAL REGIONAL MEDICAL CENTER			2	100%	2
VALLEY MEDICAL LABORATORY			2	100%	2
BROOKS -TLC HOSPITAL SYSTEM			2	100%	2
CVS AZ10150POCT PHOENIX		2			2
SELECT MEDICAL CLINIC			2	100%	2
WALGREENS #15495		1	1	50%	2
VENETIAN GARDENS		2			2
UNIVERSITY HOSPITAL OF BROOKLYN		2			2
APALACHEE CENTER INC		2			2
NIBHA MEDIRATTA MD PL			2	100%	2
JOHNSON CITY MEDICAL CENTER		1	1	50%	2
MEDEXPRESS URGENT CARE - JEANNETTE		2			2
Kroger 096 - The Little Clinic Orchard and Holly		2			2
HOUSTON HEALTH DEPARTMENT - BUREAU OF LABORATORY SERVICES			2	100%	2
Parkridge Specialty Care		2			2
RAPID MEDLAB (004M0)		2			2
LEGACY LABORATORY SERVICES			2	100%	2
MAGNOLIA ADULT, LLC			2	100%	2
AFC/DOCTORS EXPRESS NORTH BERGEN		2			2
Good Samaritan Society Waukon		2			2
CARESPOT URGENT CARE		1	1	50%	2
ST JOHN'S RIVERSIDE HOSPITAL		2			2
HAWAII DEPARTMENT OF HEALTH			2	100%	2
LAB CORP OF AMER SAN DIEGO			2	100%	2
BLOSSOMS ASSISTED LIVING 1 LLC			2	100%	2
MINUTECLINIC DIAGNOSTIC OF NEVADA-9586		1	1	50%	2
SINAI POST ACUTE NURSING AND REHAB CE		2			2
Kroger 412 - The Little Clinic Oxford		2			2
EASTLAKE MEDICAL CENTER		2			2
CVS MA2125POCT NATICK		1	1	50%	2
FLORIDA CLINICAL LABORATORY INC			2	100%	2
DOCTORS CARE OF PALM COAST			2	100%	2
EVERYBODY'S FAMILY CLINIC		2			2
ASCENSION ST VINCENT'S RIVERSIDE			2	100%	2
GRANDVIEW COLLEGE STUDENT HEALTH CENTE		2			2
CVS OH6185POCT PICKERINGTON		2			2
Buena Vista Care Center		2			2
Cortland Acres Association		2			2
UNIVERSTIY OF ILLINOIS HOSPITAL			2	100%	2

COVID-19: testing by laboratory

Data through Mar 9, 2021 verified as of Mar 10, 2021 at 09:25 AM

Data in this report are provisional and subject to change.

The numbers in the table below represent the number of Florida and non-Florida residents for whom test results were received by the Department of Health. A person can be tested by more than one laboratory and can have both positive and negative results. **Therefore, the sum of the numbers in each column will be larger than the total number of people tested.**

Reporting lab	Inconclusive	Negative	Positive	Percent positive	Total
The Palms Nursing and Rehabilitation		1	1	50%	2
CVS CA9606POCT TEMECULA		2			2
CVS SC7567POCT BOILING SPRINGS		1	1	50%	2
TENNESSEE DEPARTMENT OF HEALTH (TDH) - REGIONAL LABORATORY			2	100%	2
BMC/JACSONVILLE		1	1	50%	2
MINUTE CLINIC DIAGNOSTIC OF KANSAS PA		2			2
MINUTECLINIC # 21110			2	100%	2
SOUTHERN BREEZE HEALTHCARE		1	1	50%	2
Chatham Nursing and Rehab Center		2			2
CITRUS DERMATOLOGY			2	100%	2
CHRISTUS SPOHN HOSPITAL			2	100%	2
CVS AZ5026POCT MESA		2			2
ASCENSION ST MICHAEL'S HOSPITAL LAB		1	1	50%	2
ILLINOIS DEPT OF PUBLIC HEALTH LABS			2	100%	2
POINT OF CARE PRIVATE HEALTH MANAGEMENT			2	100%	2
HACKENSACK MERIDIAN URGENT CARE, PC		2			2
Essex Center for Rehabilitation and Healthcare		2			2
THE WINDSOR ORTEGA		2			2
CDK LIBERTY ENTERPRISES, LLC		2			2
CARTER BLOOD CARE			2	100%	2
HEALTH & REHAB CTR AT DOLPHINS VIEW, THE			2	100%	2
CVS PHARMACY			2	100%	2
NEBRASKA MEDICAL CENTER			2	100%	2
CITRUS PARK			2	100%	2
NORTH DAKOTA VETERANS HOME		2			2
ADVENTIST HINSDALE HOSPITAL LABORATORY			2	100%	2
MINUTECLINIC MINUTECLINIC #4978		1	1	50%	2
DALLAS MEDICAL CENTER			2	100%	2
LAWRENCE GENERAL HOSPITAL			2	100%	2
GOUVERNEUR HOSPITAL LABORATORY		2			2
HPH HOME CARE		1	1	50%	2
AMEDISYS HOME HEALTH OF GREENVILLE			2	100%	2
WASHINGTON STATE DEPARTMENT OF HEALTH PUBLIC HEALTH LABORATORIES			2	100%	2
HAILE MEDICAL GROUP PA		2			2
PUBLIC HEALTH LABORATORY	1		1	50%	2
OSF ST JOSEPH MEDICAL CENTER			2	100%	2
ST LUKES HOSPITAL			2	100%	2
NYUMC CLINICAL LABORATORIES			2	100%	2
DELAWARE DIAGNOSTICS LABS			2	100%	2
OSF SAINT FRANCIS MEDICAL CENTER			2	100%	2
SOUTHCARE PHARMACY INC			2	100%	2
MIDDLE TENN MENTAL HEALTH INSTITUTE		2			2
MANATEE MEMORIAL HOSPITAL CLINICAL LABORATORY			2	100%	2
UNIVERSITY OF MIAMI SCCC RESEARCH LABORATORY			2	100%	2
ACN PHYSICIANS GROUP CORP			2	100%	2
WURLAND NURSING AND REHABILITATION, L		2			2
GRACE HEALTHCARE OF LAKE WALES		1	1	50%	2

COVID-19: testing by laboratory

Data through Mar 9, 2021 verified as of Mar 10, 2021 at 09:25 AM

Data in this report are provisional and subject to change.

The numbers in the table below represent the number of Florida and non-Florida residents for whom test results were received by the Department of Health. A person can be tested by more than one laboratory and can have both positive and negative results. **Therefore, the sum of the numbers in each column will be larger than the total number of people tested.**

Reporting lab	Inconclusive	Negative	Positive	Percent positive	Total
TGH Brandon Healthplex Laboratory			2	100%	2
FLORIDA DEPARTMENT OF HEALTH PINELLAS COUNTY-			2	100%	2
ORLANDO HEALTH PHYSICIAN GROUP			2	100%	2
CVS MA447POCT NORTHAMPTON		2			2
CVS NM8918POCT ALBUQUERQUE		2			2
BAPTIST HEALTH LEXINGTON			2	100%	2
Kroger 441 - The Little Clinic Middletown		2			2
LEGACY ER & URGENT CARE - FRISCO WEST			2	100%	2
RIVER CITY MEDICAL ASSOCIATES, INC			2	100%	2
MINUTECLINIC DIAG OF IND, LLC #6553		2			2
Lake Charles Healthcare LLC dba Landmark Lake Charles			2	100%	2
MIDLAND MEMORIAL HOSPITAL			2	100%	2
SANIBEL MEDICAL CLINIC			2	100%	2
DRR JMC URGENT CARE DONALD ROSS			2	100%	2
SUNCOAST BLOOD BANK			2	100%	2
St. Josephs Hospital			2	100%	2
BAYCARE OUTREACH LAB WH SOUTH			2	100%	2
HEARTLAND HOME HEALTH CARE		2			2
ADVENTHEALTH MEDICALGROUP PEDIATRICS AT ORLANDO		2			2
WEST FLORIDA MEDICAL ASSOCIATES, PA			2	100%	2
PM PEDIATRICS OF BAYSIDE PLLC - HOPEWELL JUNCTION		2			2
PALM MEDICAL CENTER - PLANT CITY☐		2			2
ADVOCATE SHERMAN HOSPITAL			2	100%	2
ARLINGTON DIALYSIS CENTER LLC		2			2
DR. G'S URGENT CARE			2	100%	2
COBLESKILL REGIONAL HOSPITAL		2			2
PEACE RIVER MEDICAL CENTER		2			2
UC CORAL GABLES			2	100%	2
ACCESS MEDICAL GROUP OF TAMPA II, INC		2			2
STATE OF FLORIDA			2	100%	2
UNIVERSITY OF MISSOURI HEALTH CARE			2	100%	2
GOLDSTEIN			2	100%	2
WE CARE HOME HEALTH SOLUTIONS LLC			2	100%	2
DELRAY BEACH HEALTH CENTER			2	100%	2
MERCY HEALTH LAB		1	1	50%	2
MCLAREN REGIONAL MEDICAL CENTER			2	100%	2
MINUTECLINIC DIAGNOSTIC OF OHIO #5060		2			2
CVS MA920POCT CLINTON		2			2
CIMA MEDICAL CENTER		1	1	50%	2
SARASOTA IMMEDIATE CARE			2	100%	2
Van Wert Manor		2			2
MEMORIAL HOSPITAL WEST			2	100%	2
IN & OUT URGENT CARE METAIRIE			2	100%	2
LIFT HEALTH		2			2
MOORE CLINICAL RESEARCH INC			2	100%	2
EXPRESS CARE WALK-IN CLINIC			2	100%	2
MINUTECLINIC DIAGNOSTIC OF NEW MEXICO LLC #7552		2			2

COVID-19: testing by laboratory

Data through Mar 9, 2021 verified as of Mar 10, 2021 at 09:25 AM

Data in this report are provisional and subject to change.

The numbers in the table below represent the number of Florida and non-Florida residents for whom test results were received by the Department of Health. A person can be tested by more than one laboratory and can have both positive and negative results. **Therefore, the sum of the numbers in each column will be larger than the total number of people tested.**

Reporting lab	Inconclusive	Negative	Positive	Percent positive	Total
PLASMA MED RESEARCH DBA		2			2
MARK HOANG MD PA			2	100%	2
CEDARS-SINAI MEDICAL CENTER			2	100%	2
ACKERMAN CANCER CENTER		2			2
BOSTON PUBLIC HEALTH COMMISSION			2	100%	2
CVS PA7611POCT ALLISON PARK		2			2
INTERNAL MEDICINE ASSOCIATES-DUNELLON			2	100%	2
BROOKSVILLE DIALYSIS			2	100%	2
MY PHARMACY			2	100%	2
COOK HOSPITAL AND CARE CENTER		1	1	50%	2
MARCO ISLAND HOSPITAL INC D/B/A		1	1	50%	2
OPP HEALTH AND REHABILITATION		2			2
PALM BEACH DIABETES & ENDOCRINE SPECIALISTS PA			2	100%	2
Delaware Court Healthcare Center		2			2
HELEN HAYES HOSPITAL LABORATORY		2			2
NEW YORK PSYCHIATRIC INSTITUTE		2			2
GOLISANO PEDIATRICS PORT CHARLOTTE HARBOR		2			2
SACRED HEART HOSPITAL ON THE EMERALD			2	100%	2
CORNERSTONE MEDICAL CARE OF BRANDON		2			2
COLUMBIA COTTAGE		2			2
PM PEDIATRICS OF BAYSIDE, PLLC - RIVE		2			2
RHODE ISLAND DEPARTMENT OF HEALTH LABORATORIES			2	100%	2
MEDEXPRESS URGENT CARE-BLOOMFIELD AVEN		2			2
FAMILY CARE SPECIALISTS OF ORLANDO			2	100%	2
Great Lakes Health Center			2	100%	2
TWELVE OAKS RECOVERY CENTER			2	100%	2
BAYSTATE MEDICAL CENTER		1	1	50%	2
FLAGLER PROFESSIONAL HEALTH CAE SERVICES INC		2			2
FLORIDA DEPARTMENT OF HEALTH (FDOH)			2	100%	2
Hackensack Univ Medical Center At Pasc		1	1	50%	2
SPECIALTY LABORATORIES			2	100%	2
PRECISION DIAGNOSTIC INC		2			2
FLORIDA MEDICAL CLINIC RADIOLOGY DALE MABRY		2			2
FKC AMELIA ISLAND DIALYSIS			2	100%	2
HARRINGTON PARK HEALTH AND REHAB		2			2
DEBORAH HEART AND LUNG CENTER		2			2
SENDER RETREAT ADULT DAY CARE CENTERS			2	100%	2
FIRST CHOICE MEDICAL PC			2	100%	2
INSPIRIT SENIOR LIVING			2	100%	2
MID AMERICA CLINICAL LABS			2	100%	2
CVS NV8784POCT LAS VEGAS		1	1	50%	2
MINUTE CLINIC DIAGNOSTIC OF VIRGINIA, LLC #6292		2			2
SIMMONS			2	100%	2
VANAYER HEALTHCARE AND REHAB CENTER		2			2
Kroger 672 - The Little Clinic Bill Kennedy & Glenwood		2			2
SCIENTIFIC LABORATORY COMPANY		2			2
MINUTECLINIC DIAGNOSTIC PA #3344		2			2

COVID-19: testing by laboratory

Data through Mar 9, 2021 verified as of Mar 10, 2021 at 09:25 AM

Data in this report are provisional and subject to change.

The numbers in the table below represent the number of Florida and non-Florida residents for whom test results were received by the Department of Health. A person can be tested by more than one laboratory and can have both positive and negative results. **Therefore, the sum of the numbers in each column will be larger than the total number of people tested.**

Reporting lab	Inconclusive	Negative	Positive	Percent positive	Total
PHYSICIANS LABORATORY SERVICES			2	100%	2
MEDEXPRESS URGENT CARE, LANCASTER WEST		1	1	50%	2
CORMEUM LAB SERVICES, LLC			2	100%	2
RAINY LAKE MEDICAL CENTER			2	100%	2
NEW YORK PHYSICIANS LLP		2			2
CRUC CMCH-COVID-19		2			2
HAMILTON COUNTY HEALTH DEPARTMENT		2			2
POMONA VALLEY COMMUNITY HOSPITAL			2	100%	2
LABRADOR PRIMARY CARE CENTER			2	100%	2
MIDDLEBURG PEDIATRICS			2	100%	2
BAPTIST HOSPITAL OF MIAMI MCI BROWARD LABORATORY			2	100%	2
TRINITY DIALYSIS			2	100%	2
ROYAL CARE MEDICAL CENTER			2	100%	2
Kroger 130 - The Little Clinic Colorado Springs		2			2
FLORIDA MEDICAL CLINIC CARDIOLOGY-ZH			2	100%	2
RELIANCE MEDICAL CENTER			2	100%	2
MINUTECLINIC DIAGNOSTIC MEDICAL		2			2
SPRINGFIELD HOSPITAL LABORATORY			2	100%	2
Kroger 519 - The Little Clinic Georgesville Square		2			2
HOLY FAMILY MEDICAL CENTER		1	1	50%	2
CVS PA7132POCT THORNDALE		2			2
PICHARDO CLINIC, THE			2	100%	2
Kroger 426 - The Little Clinic Suwanee		2			2
Advanced Rehabilitation and Healthcare of Wichita Falls		2			2
ARCPPOINT LABS OF ALTAMONTE SPRINGS			2	100%	2
Elba Nursing and Rehabilitation Center, LLC		2			2
POMERENE HOSPITAL			2	100%	2
CARTERSVILLE MEDICAL CENTER			2	100%	2
VA OUTPATIENT PHARMACY			2	100%	2
VAULT HEALTH			2	100%	2
CLEAR LAKE REGIONAL MEDICAL CENTER			2	100%	2
EXCEPTIONAL EMERGENCY CENTER - AMARILLO			2	100%	2
FLORIDA MEDICAL CLINIC, LLC			2	100%	2
ESCANDON DIAGNOSTIC CLINIC			2	100%	2
REGIONAL MEDICAL CENTER BAYONET POINT			2	100%	2
CONCENTRA - PLANT CITY		2			2
Huntington Health Care and Rehabilitation Center		2			2
MED-LAKE LABORATORY, LLC			2	100%	2
RIVERSIDE METHODIST HOSPITAL LAB			2	100%	2
CHEROKEE COUNTY HEALTH AND REHAB CENTER		2			2
MEDEXPRESS URGENT CARE FOX CHAPEL		2			2
HEALTH PARTNERS REGIONAL HOSPITAL			2	100%	2
PEDIATRIC HEALTH CARE		1	1	50%	2
Walgreens #9278		2			2
CVS OH4301POCT NORTHFIELD		2			2
USCG ABBOTT BINAXNOW		1	1	50%	2
GENETIC ASSAYS INC			2	100%	2

COVID-19: testing by laboratory

Data through Mar 9, 2021 verified as of Mar 10, 2021 at 09:25 AM

Data in this report are provisional and subject to change.

The numbers in the table below represent the number of Florida and non-Florida residents for whom test results were received by the Department of Health. A person can be tested by more than one laboratory and can have both positive and negative results. **Therefore, the sum of the numbers in each column will be larger than the total number of people tested.**

Reporting lab	Inconclusive	Negative	Positive	Percent positive	Total
SOUTHERN TENNESSEE MEDICAL CENTER			2	100%	2
ORMOND BEACH URGENT CARE			2	100%	2
CROSTOWN PHARMACY		2			2
OAKMONT WEST- GREENVILLE SC		2			2
MILFORD REGIONAL HOSPITAL			2	100%	2
METROHEALTH SYSTEM			2	100%	2
UHEALTH CORAL SPRINGS			2	100%	2
Willowbrooke Court at Country House		2			2
ATVIVO LLC		2			2
CVS M08581POCT BLUE SPRINGS		1	1	50%	2
NEIGHBORCARE PHARMACY SERVICES		2			2
SUNNYSIDE MANOR		2			2
DESERT HOSPITAL/CPHU CLINICAL LABORATORY			2	100%	2
LAKEVIEW HEALTH CARE SYSTEM LLC			2	100%	2
PREMIER PEDIATRICS LLC			2	100%	2
UNIVERSITY HEALTH SERVICES RIVER CAMPUS		2			2
Kroger 477 - The Little Clinic Fort Mitchell		2			2
COLONIAL MEDICAL CENTER-EAST ORLANDO			2	100%	2
ORLANDO LUTHERAN TOWERS		1	1	50%	2
CVS IL7017POCT BLOOMINGTON		2			2
NORTON IMMEDIATE CARE CENTER - PRESTON			2	100%	2
HEALTH FIRST MEDICAL GROUP			2	100%	2
ENVOY OF FORK UNION, LLC DBA ENVOY AT THE VILLAGE		2			2
WEST COAST PEDIATRICS			2	100%	2
BAYMEADOWS PRIMARY CARE		2			2
TMH EC NORTHEAST LABORATORY			2	100%	2
MEDICAL ASSOCIATES OF BREVARD DR S VYAS			2	100%	2
CITRUS HEALTH NETWORK INC			2	100%	2
DHMD		2			2
CHI MEMORIAL PRIMARY CARE ASSOCIATES-A		2			2
CVS M010151POCT SPRINGFIELD		1	1	50%	2
PARKRIDGE MEDICAL CENTER			2	100%	2
WOMENS CARE FLORIDA LLC-LABORATORY		2			2
STOP URGENT CARE			2	100%	2
CVS CA9803POCT RIVERSIDE		2			2
BENEVA LAKES ASSISTED LIVING CENTER			2	100%	2
MAYO CLINIC BEACHES PRIMARY CARE CTR		2			2
MANSFIELD MEDICAL LODGE			2	100%	2
Camellia Gardens		2			2
PALM COAST DIALYSIS		2			2
MIDWAY PRIMARY CARE LLC		2			2
MEDEXPRESS URGENT CARE - MARTINSVILLE		2			2
BAYLOR SCOTT & WHITE COMPREHENSIVE WOUND			2	100%	2
MEDAILLE COLLEGE WELLNESS CENTER		2			2
ROCKEFELLER UNIVERSITY CLINICAL GENOMICS LABORATOR		2			2
CHILDREN'S MEDICAL CENTER-EAST ORLANDO			2	100%	2
MARTIN MEDICAL CENTER INC		1	1	50%	2

COVID-19: testing by laboratory

Data through Mar 9, 2021 verified as of Mar 10, 2021 at 09:25 AM

Data in this report are provisional and subject to change.

The numbers in the table below represent the number of Florida and non-Florida residents for whom test results were received by the Department of Health. A person can be tested by more than one laboratory and can have both positive and negative results. **Therefore, the sum of the numbers in each column will be larger than the total number of people tested.**

Reporting lab	Inconclusive	Negative	Positive	Percent positive	Total
PANCARE HEALTH - SNEADS ELEMENTARY			2	100%	2
Church Creek SNF			2	100%	2
Hartwell Health and Rehabilitation		2			2
Kroger 409 - The Little Clinic Hebron Marketplace		1	1	50%	2
JBSA-SAM HOUSTON			2	100%	2
CVS SC2497POCT LEXINGTON		2			2
CVS MA1006POCT BROCKTON		2			2
CVS OH4327POCT PAINESVILLE		2			2
SHORE MEDICAL CENTER		2			2
RAPID URGENT CARE - ALBANY			2	100%	2
Kings County Hospital Center			2	100%	2
AGILE URGENT CARE			2	100%	2
AUSTIN REGIONAL CLINIC MICROBIOLOGY LAB			2	100%	2
VELOCITY URGENT CARE			2	100%	2
ASPIRUS RIVERVIEW HOSPITAL & CLINICS INC		1	1	50%	2
JACKSONVILLE VA OPC			2	100%	2
WISE HEALTH SYSTEM		1	1	50%	2
UNIVERSITY OF TEXAS AT EL PASO, THE			2	100%	2
WALGREENS #3811			2	100%	2
CHNJ		2			2
VETERANS AFFAIRS MEDICAL CENTER - GREATER LOS ANGELES			2	100%	2
MD NOW URGENT CARE MEDICAL CENTERS INC			2	100%	2
ACCESS MEDICAL GROUP OF FLORIDA CITY			2	100%	2
441 URGENT CARE-MULBERRY			2	100%	2
REELFOOT FAMILY WALK IN CLINIC - TIPT		2			2
PALMETTO FAMILY HEALTH CENTER			2	100%	2
UNITED MEMORIAL MEDICAL CENTER			2	100%	2
DALLAS BAPTIST UNIVERSITY - HEALTH SERVICES			2	100%	2
NORTH MCALLEN PEDIATRIC CENTER			2	100%	2
Kroger 328 - The Little Clinic Henderson Road		2			2
UVA HEALTH SYSTEM MEDICAL LABORATORIES			2	100%	2
MINUTECLINIC DIAGNOSTIC PA #7110		2			2
CVS TX3292POCT WYLIE		2			2
Piney Grove Nursing and Rehabilitation Center		2			2
MEDERI CARETENDERS		1	1	50%	2
INTERCOASTAL FAMILY PRATICE			2	100%	2
SARASOTA MEMORIAL MEDICAL URGENT CARE CENTER			2	100%	2
NORTH OKALOOSA PHYSICIAN GRP - WALK IN CLINIC			2	100%	2
MEDEXPRESS URGENT CARE - BRIDGEVILLE		2			2
UMHC HOLLYWOOD LABORATORY			2	100%	2
MINUTECLINIC, DIAGNOSTIC OF TEXAS, LLC		2			2
Cedar Valley Nursing & Rehab Center		2			2
NORTHERN MICHIGAN UNIVERSITY ATHLETICS		2			2
NYU LANGONE HUNTINGTON MEDICAL GROUP		2			2
TREASURE COAST INFECTIOUS DISEASE CONSULTANTS		1	1	50%	2
MINUTECLINIC DIAGNOSTIC OF OHIO #6139		2			2
DOCTORS MEDICAL CTR OF WALTON COUNTY			2	100%	2

COVID-19: testing by laboratory

Data through Mar 9, 2021 verified as of Mar 10, 2021 at 09:25 AM

Data in this report are provisional and subject to change.

The numbers in the table below represent the number of Florida and non-Florida residents for whom test results were received by the Department of Health. A person can be tested by more than one laboratory and can have both positive and negative results. **Therefore, the sum of the numbers in each column will be larger than the total number of people tested.**

Reporting lab	Inconclusive	Negative	Positive	Percent positive	Total
MEDEXPRESS URGENT CARE-SELINGSGROVE		2			2
BELLIN HOSPITAL			2	100%	2
NAVAL MEDICAL CENTER			2	100%	2
GREEN POINT RX INC DBA ALTRU CHEMISTS		2			2
PALOS COMMUNITY HOSPITAL LABORATORY			2	100%	2
RDX BIOSCIENCE INC			2	100%	2
PHYSICIANS MEDICAL CENTER		2			2
Providence of Sparta Health and Rehabilitation		2			2
MAIN STREET MEDICAL CENTERS		2			2
CREATIVE HEALTH CENTER			2	100%	2
NEW GEN LABS			2	100%	2
COASTAL MEDICAL LAB			2	100%	2
ROBERTS WESLEYAN COLLEGE HEALTH CENTE		2			2
BAPTIST HOSPITAL INTERNAL MEDICINE GULF BREEZE			2	100%	2
RCA LABORATORY SERVICES LLC			2	100%	2
CHARLOTTE COUNTY HEALTH DEPARTMENT			2	100%	2
JUPITER PEDIATRIC ASSOCIATES, PA		1	1	50%	2
HOLY TRINITY PHARMACY LLC		2			2
PALMA CEIA MED GROUP-SWANN		1			1
MY URGENT CARE CLINIC			1	100%	1
777 URGENT CARE			1	100%	1
C V S / PHARMACY #833		1			1
CARESPOT - OCOEE			1	100%	1
HARRIS URGENT CARE CENTER			1	100%	1
HOLYOKE MEDICAL CENTER			1	100%	1
PM PEDIATRICS PC			1	100%	1
ST. MICHAEL'S ELITE HOSPITAL			1	100%	1
Kroger 527 - The Little Clinic Hwy 70 S.		1			1
GSM OCED Subsection			1	100%	1
NEWCARE PRIMARY MEDICINE			1	100%	1
ST JOHNS EPISCOPAL HOSPITAL SOUTH SHORE		1			1
NORTHEAST GEORGIA HEALTH SYSTEM			1	100%	1
SPARTANBURG REGIONAL MEDICAL CENTER			1	100%	1
Miller Health Care Center			1	100%	1
Brookcrest Nursing Home		1			1
MEDEXPRESS URGENT CARE - EWING		1			1
LABORATORIO MEDICO CENTRAL CONDOMINO MD			1	100%	1
BRISTOL REGINAL MEDICAL CENTER			1	100%	1
US LABORATORIES			1	100%	1
ADVANCE GASTROENTEROLOGY			1	100%	1
Raleigh Center (WV)			1	100%	1
HEALTH GUAGE			1	100%	1
BMC/NASSAU			1	100%	1
J F K PEDIATRICS			1	100%	1
CHILDRENS HEALTHCARE CTE OF NORTHERN		1			1
CARDIAC AND VASCULAR CONSULTANTS MD PA		1			1
LAB. CORP. OF AMERICA			1	100%	1

COVID-19: testing by laboratory

Data through Mar 9, 2021 verified as of Mar 10, 2021 at 09:25 AM

Data in this report are provisional and subject to change.

The numbers in the table below represent the number of Florida and non-Florida residents for whom test results were received by the Department of Health. A person can be tested by more than one laboratory and can have both positive and negative results. **Therefore, the sum of the numbers in each column will be larger than the total number of people tested.**

Reporting lab	Inconclusive	Negative	Positive	Percent positive	Total
SILVER SPRINGS SHORES DIALYSIS			1	100%	1
WESTEX URGENT CARE, PLLC			1	100%	1
LANTANA HC LAB			1	100%	1
CORPORATION OF AMERICA		1			1
AMERICA'S ER SITE 002 LLC			1	100%	1
HARDEN DIALYSIS		1			1
Masonic Medical Research Institute			1	100%	1
MEDEXPRESS URGENT CARE - CINNAMINSON		1			1
LAKE VIEW COURT		1			1
PALM BEACH COUNTY SHERIFF OFFICE			1	100%	1
HEARTLAND PHARMACY SEBRING			1	100%	1
ADVENT HEALTH - OWASA			1	100%	1
OMNICARE PHARMACY OF TEXAS 1, LP		1			1
COLOMBO'S PHARMACY		1			1
HUNTSVILLE HOSPITAL			1	100%	1
SUNCOAST FAMILY MEDICAL ASSOCIATES			1	100%	1
FREDERICK AVENUE GROUP HOME		1			1
Walgreens #9121		1			1
DORA HOME CARE			1	100%	1
MIAMI-DADE COUNTY HEALTH DEPT.		1			1
ODYSSEY HEALTH CARE OF MARION COUNTY LLC		1			1
BAYFRONT CARDIOVASCULAR ASSOCIATES			1	100%	1
Kroger 407 - The Little Clinic Lexington		1			1
Walgreens #5421		1			1
CSI LABORATORIES FLORIDA			1	100%	1
LAB PLUS, LLC			1	100%	1
PARKWAY REGIONAL MEDICAL CENTER LAB			1	100%	1
NEMOURS CHILDRENS URGENT CARE			1	100%	1
CLERMONT PEDIATRICS, PA			1	100%	1
NORTH SHORE HEMATOLOGY-ONCOLOGY ASSOCI		1			1
CVS OH4359POCT HUDSON		1			1
WALGREENS #10854		1			1
Bolingreen Health and Rehabilitation		1			1
ROSE MEDICAL CENTER LAB			1	100%	1
CVS TX7675POCT RED OAK			1	100%	1
St. Luke's Care Center		1			1
THOMAS HOSPITAL			1	100%	1
CLIFTON-FINE HOSPITAL LABORATORY		1			1
ASANTE THREE RIVERS MEDICAL CENTER LAB		1			1
HALIFAX FAMILY HEALTH CENTER			1	100%	1
SUNY AT STONY BROOK			1	100%	1
WELL-KEY URGENT CARE SEVIERVILLE			1	100%	1
DOCTORS HEARING			1	100%	1
Tremont Health & Rehabilitation Center		1			1
UNIVERSITY PLACE NURSING CENTER		1			1
TREASURE COAST MEDICAL CONCIERGE LLC			1	100%	1
PENROSE HOSPITAL			1	100%	1

COVID-19: testing by laboratory

Data through Mar 9, 2021 verified as of Mar 10, 2021 at 09:25 AM

Data in this report are provisional and subject to change.

The numbers in the table below represent the number of Florida and non-Florida residents for whom test results were received by the Department of Health. A person can be tested by more than one laboratory and can have both positive and negative results. **Therefore, the sum of the numbers in each column will be larger than the total number of people tested.**

Reporting lab	Inconclusive	Negative	Positive	Percent positive	Total
Accordius Health at Gastonia			1	100%	1
Riverside Nursing & Rehabilitation Center		1			1
UNLIMITED MEDICAL SERVICES OF FL PL DBA		1			1
CFHC - FROSTPROOF			1	100%	1
Moab Regional Hospital			1	100%	1
WOMENS CARE FLORIDA LLC			1	100%	1
PHOEBE PRIMARY CARE CAMILLA			1	100%	1
THE CLINIC ON SIXTH			1	100%	1
MEDPOST - NORTH DALLAS			1	100%	1
CHRISTIAN REST HOME ASSOC		1			1
SALEM VAMC		1			1
Alexandria Place		1			1
FORT MYERS NORTH DIALYSIS		1			1
CVS OH2381POCT LEWIS CENTER		1			1
SOPHIA MEDICAL ASSOCIATES, PC			1	100%	1
Cornerstone at the Ranch		1			1
PROVIDENCE HOSPITAL			1	100%	1
SJMC PHYSICIAN SERVICES			1	100%	1
CLEVELAND CLINIC OUTPATIENT LABORATORY			1	100%	1
THE DOCTOR'S OFFICE OF WEST CALDWELL		1			1
ST VINCENTS OUTPATIENT IMAGING		1			1
Kroger - KRO01100688			1	100%	1
FLORIDA FAMILY LABORATORY		1			1
MEDEXPRESS URGENT CARE CHICOPEE			1	100%	1
DOCTORS AFTER HOURS URGENT CARE CENTER			1	100%	1
Kroger 968 - The Little Clinic Colerain Township		1			1
LAKE VISTA DIALYSIS			1	100%	1
MEDICAL CLINIC OF HOUSTON			1	100%	1
CVS TN6414POCT SMYRNA		1			1
ALTA BATES SUMMIT MEDICAL CENTER CLINICAL LAB			1	100%	1
IDAHO HEALTH DEPARTMENT			1	100%	1
HANCOCK REGIONAL HOSPITAL		1			1
ST. LUKES HOSPITAL			1	100%	1
ADVANCE CARDIOVASCULAR IMAGING, INC			1	100%	1
PASTEUR MEDICAL HIALEAH GARDEN LLC			1	100%	1
CVS NH1004POCT SALEM			1	100%	1
LRGHEALTHCARE		1			1
TRIPLE O RESEARCH INSTITUTE PA			1	100%	1
MCR HEALTH MEDICAL EXPRESS			1	100%	1
GARDENS PEDIATRICS			1	100%	1
Oakview Manor Health and Rehab		1			1
SC-GA2018 SIMPSONVILLE REHABILITATION		1			1
BAPTIST HOSPITAL EAST			1	100%	1
RESOURCE PATH LLC			1	100%	1
ADVENTHEALTH CENTRA CARE POINCIANA			1	100%	1
SAINT LEO UNIVERSITY INCORPORATED			1	100%	1
MEDEXPRESS URGENT CARE - LAWTON		1			1

COVID-19: testing by laboratory

Data through Mar 9, 2021 verified as of Mar 10, 2021 at 09:25 AM

Data in this report are provisional and subject to change.

The numbers in the table below represent the number of Florida and non-Florida residents for whom test results were received by the Department of Health. A person can be tested by more than one laboratory and can have both positive and negative results. **Therefore, the sum of the numbers in each column will be larger than the total number of people tested.**

Reporting lab	Inconclusive	Negative	Positive	Percent positive	Total
Manor Care Health Services- Wilmington			1	100%	1
TENNOVA HEALTHCARE - CLEVELAND			1	100%	1
Mayfair Village Nursing Care Center		1			1
CVS IL8750POCT CHICAGO		1			1
MEDEXPRESS URGENT CARE - ST CLAIR, CLOVER DR.		1			1
BOLLES SCHOOL, THE			1	100%	1
BROOKSVILLE REGIONAL HOSPITAL			1	100%	1
UNIVERSITY OF NORTH CAROLINA HOSPITALS			1	100%	1
Fairhope		1			1
SPRINGFIELD HOSPITAL			1	100%	1
MINUTECLINIC DIAGNOSTIC OF VIRGINIA, LLC #1980		1			1
MEMPHIS URGENT CARE #2, LLC			1	100%	1
SPARTA HEALTH & REHAB		1			1
BALLAD HEALTH MEDICAL ASSOCIATES URGENT CARE			1	100%	1
EPIC CARE PHARMACY		1			1
Dulles Health and Rehab Center		1			1
LOPEZ		1			1
INNOVATIVE HEALTH DIAGNOSTIC OF CALIFORNIA			1	100%	1
INDIAN RIVER CLINICAL LABORATORY, INC.		1			1
5 STAR HOME HEALTH SERVICES INC		1			1
MEDHEALTH CLINICAL INC			1	100%	1
RIVERTON CBOC			1	100%	1
Birmingham Nursing & Rehab Center		1			1
MYLAN-SOUTH POINT PA		1			1
UF HEALTH - WILDLIGHT			1	100%	1
FAITH FAMILY PRACTICE			1	100%	1
Williamstown Commons			1	100%	1
SV MOBILE HEALTH			1	100%	1
DESTIN SURGERY CENTER LTD		1			1
WELLPATH			1	100%	1
Gulf Coast health and Rehabilitation, LLC		1			1
SPECTRUM LUDINGTON			1	100%	1
HOLMES FAMILY PRACTICE PA			1	100%	1
NEW ULM MEDICAL CENTER			1	100%	1
THYROID SPECIALTY LABORATORY			1	100%	1
CONNECTICUT PEDIATRICS @ CHC		1			1
CLARKSVILLE MANOR INC		1			1
HATLEY HEALTH CARE, INC		1			1
PSL JAX BEACH OPERATIONS LLC			1	100%	1
CARINGPLUS HOMECARE LLC			1	100%	1
PREVENTIVE CARDIOLOGY AND INTERNAL MEDICINE ASSOCI			1	100%	1
DAVENPORT PEDIATRICS CLERMONT			1	100%	1
HEARTLAND OF ZEPHYRHILLS FL, LLC			1	100%	1
LOURDES URGENT CARE			1	100%	1
ESOTERIC LAB			1	100%	1
METHODISM MIDLOTHIAN MEDICAL CENTER			1	100%	1
CVS MN663POCT APPLE VALLEY		1			1

COVID-19: testing by laboratory

Data through Mar 9, 2021 verified as of Mar 10, 2021 at 09:25 AM

Data in this report are provisional and subject to change.

The numbers in the table below represent the number of Florida and non-Florida residents for whom test results were received by the Department of Health. A person can be tested by more than one laboratory and can have both positive and negative results. **Therefore, the sum of the numbers in each column will be larger than the total number of people tested.**

Reporting lab	Inconclusive	Negative	Positive	Percent positive	Total
ROCKLEDGE HEALTH & REHABILITATION CENTER			1	100%	1
CONCIERGE INTERNAL MEDICINE ASSOCIATES			1	100%	1
Courtenay Springs Village			1	100%	1
Oak Hill Health & Rehabilitation Center			1	100%	1
CLINICAL MICROBIOLOGY LAB FAIRVIEW UNIVERSITY HOSPITAL			1	100%	1
MIAMI CHILDRENS HOSPITAL MIDTOWN OUTPATIENT CENTER			1	100%	1
ABRAKIDABRA KIDS CLINIC			1	100%	1
CULVER CITY URGENT CARE			1	100%	1
CIRRUS DX			1	100%	1
THE HOSPITALS OF PROVIDENCE EMERGENCY ROOM			1	100%	1
ORLANDO DIALYSIS		1			1
TALLAHASSEE DIALYSIS		1			1
MARTIN ARMY COMMUNITY HOSPITAL			1	100%	1
LABORATORY COPRORATION OF AMERICA			1	100%	1
CEPERO PEDIATRICS PA			1	100%	1
SHRIVERS PHARMACY AND WELLNESS CENTER			1	100%	1
Hillside Rehab and Care Center			1	100%	1
TILLAMOOK COUNTY GENERAL HOSPITAL LAB		1			1
NORTHSIDE FAMILY MEDICINE AND URGENT CARE (CUMMING)		1			1
Villa Maria			1	100%	1
Port Orange Nursing And Rehab Center			1	100%	1
FHPG INTERNAL MEDICINE OF BRANDON			1	100%	1
LOUIS A JOHNSON VAMC		1			1
HEALTH PLUS SUNRISE MEDICAL OFFICE			1	100%	1
KEY WEST BRANCH MEDICAL CLINIC			1	100%	1
PASCO COUNTY HEALTH DEPARTMENT			1	100%	1
Kroger 717 - The Little Clinic Dolphin Drive			1	100%	1
PANCARE HEALTH - CARR ELEM & MIDDLE SCHOOL			1	100%	1
EH FARGO HOSPITAL LABORATORY			1	100%	1
Good Samaritan Society-Atkinson		1			1
FAMILY MEDICAL CENTER OF HOLLYWOOD PA			1	100%	1
MEMORIAL HERMANN KATY HOSPITAL			1	100%	1
COASTAL MANOR		1			1
TAMPA HEALTH CARE PROVIDERS PA		1			1
INTERIM HEALTHCARE OF PALM COAST			1	100%	1
CURA LABORATORY SERVICES			1	100%	1
CLINTON DRUG STORE		1			1
CHI MEMORIAL HOSPITAL CHATTANOOGA			1	100%	1
AUTUMN HOUSE			1	100%	1
UNIVERSITY OF MARYLAND PATHOLOGY ASSOCIATES			1	100%	1
Fulton County Medical Center Long Term Care			1	100%	1
Kroger 539 - The Little Clinic Memorial Blvd.		1			1
Kroger 359 - The Little Clinic Bellevue		1			1
EMORY CRAWFORD LONG HOSPITAL			1	100%	1
CARESOUTH HHA HOLDINGS OF THE BAY AREA LLC		1			1
YOUR KIDS URGENT CARE			1	100%	1
GULF COUNTY HEALTH DEPARTMENT			1	100%	1

COVID-19: testing by laboratory

Data through Mar 9, 2021 verified as of Mar 10, 2021 at 09:25 AM

Data in this report are provisional and subject to change.

The numbers in the table below represent the number of Florida and non-Florida residents for whom test results were received by the Department of Health. A person can be tested by more than one laboratory and can have both positive and negative results. **Therefore, the sum of the numbers in each column will be larger than the total number of people tested.**

Reporting lab	Inconclusive	Negative	Positive	Percent positive	Total
SHANDS JACKSONVILLE CLINICAL CENTER			1	100%	1
MED CHOICE CENTER OF NORTH MIAMI			1	100%	1
HEALTH CARE SERVICES LC			1	100%	1
CLINICAL LABORATORY DEPARTMENT			1	100%	1
KELLY			1	100%	1
MARYWOOD HEIGHTS		1			1
MERCY HOME		1			1
MEDEXPRESS URGENT CARE - PINE BLUFF S		1			1
CVS MA1022POCT CAMBRIDGE		1			1
MRMC LAB MICRO			1	100%	1
PULMONARY MEDICINE		1			1
MEDEXPRESS URGENT CARE - LEOMINSTER		1			1
OMNI HEALTHCARE INC			1	100%	1
CVS NE5863POCT OMAHA		1			1
Caldwell Care		1			1
Jersey City Medical Center		1			1
Central Alabama Veterans HCS - East Campus		1			1
ANDREWS			1	100%	1
CLINICAL CARE, INC			1	100%	1
Cerenity Senior Care-White Bear Lake		1			1
LIBERTY COMMONS NURSING AND REHABILITA		1			1
PANCARE HEALTH - BRUCE			1	100%	1
PINELLAS POINT NURSING AND REHAB CENTER			1	100%	1
CHATEAU MADELEINE - SENIOR LIVING & MEMORY CARE			1	100%	1
ADVENT HEALTH MEDICAL GROUP MULTISPECIALTY			1	100%	1
PUBLIC HEALTH LABORATORIES			1	100%	1
CVS MA299POCT WORCESTER		1			1
NICKLAUS CHILDREN'S DORAL OUTPATIENT CENTER			1	100%	1
EXPRESS LAB LIVINGSTON			1	100%	1
ARIZONA STATE LABORATORY			1	100%	1
ERIE COUNTY EMERGENCY SERVICES DIV OF		1			1
GENESIS HOME HEALTH CARE SERVICES OF			1	100%	1
BIOLOGICAL AND CHEMICAL EMERGENCIES LABORATORY			1	100%	1
BREVARD FAMILY WALK IN CLINIC			1	100%	1
RENE F CEDENO DMD PA		1			1
Grays Harbor Health and Rehabilitation		1			1
EMERALD HEALTH CARE		1			1
CVS OH4499POCT LYNDHURST		1			1
MEDEXPRESS URGENT CARE - DERBY N ROCK		1			1
CVS MI8091POCT FRASER		1			1
MID-SOUTH URGENT CARE, PLLC			1	100%	1
SAINT FRANCIS HOSPITAL			1	100%	1
ADDINGTON PLACE EAST LAKE		1			1
Accordius Health at Harrisonburg		1			1
CVS OH4300POCT STRONGSVILLE		1			1
ADVANCED LABORATORY SERVICES			1	100%	1
DOCTORS HOSPITAL OF LAREDO			1	100%	1

COVID-19: testing by laboratory

Data through Mar 9, 2021 verified as of Mar 10, 2021 at 09:25 AM

Data in this report are provisional and subject to change.

The numbers in the table below represent the number of Florida and non-Florida residents for whom test results were received by the Department of Health. A person can be tested by more than one laboratory and can have both positive and negative results. **Therefore, the sum of the numbers in each column will be larger than the total number of people tested.**

Reporting lab	Inconclusive	Negative	Positive	Percent positive	Total
BIODORON LABORATORIES			1	100%	1
WALGREENS #06025		1			1
MISSION REGIONAL MEDICAL CENTER			1	100%	1
Washington County Nursing H0me			1	100%	1
Remarkable Healthcare Dallas			1	100%	1
WALGREENS #5130			1	100%	1
WELLCARE URGENT CARE			1	100%	1
OXLEY PARK HEALTH & REHAB		1			1
BAYLOR SCOTT & WHITE ALL SAINTS MEDICAL CENTER FT			1	100%	1
RESIDENCES AT MIAMI / REIGN GARDENS LLC, THE			1	100%	1
HIGH DESERT COURT GROUP HOME			1	100%	1
HARTFORD HEALTH CARE & REHABILITATION			1	100%	1
ADVANCE HEALTH AND WELLNESS SOLUTIONS			1	100%	1
GWINNETT MEDICAL CENTER			1	100%	1
RYE BEACH PHARMACY INC		1			1
SANCHEZ CAZAU MEDICAL GROUP			1	100%	1
WALKIN MEDICAL URGENT CARE,NEW CITY			1	100%	1
FLORIDA HEART AND VASCULAR MULTISPECIALTY GROUP PA			1	100%	1
ADVENTHEALTH MEDICAL GROUP PEDIATRICS DIABETES &			1	100%	1
HARDIN MEMORIAL HOSPITAL - HEARTLAND PATHOLOGY CONSULTANTS			1	100%	1
CVS AZ4795POCT MESA		1			1
CAH ACQUISITION COMPANY 11 LLC			1	100%	1
ST JOSEPHS CHILDRENS HOSPITAL PEDI TRANSPORT			1	100%	1
FLORIDA DEPARTMENT OF HEALTH PALM BEACH COUNTY			1	100%	1
PRIMARY CARE GROUP LLC		1			1
CVS CA9497POCT IRVINE		1			1
Good Samaritan Society - Albion		1			1
SUN CITY DIAGNOSTIC CENTER			1	100%	1
CVS NE8626POCT LINCOLN		1			1
NEW RIVER HEALTH DISTRICT			1	100%	1
DEVITA		1			1
Waycross VA CBOC		1			1
WELLINGTON WEST 100176			1	100%	1
JERSEY IRISH MEDICAL		1			1
ALLEGHENY GENERAL HOSPITAL			1	100%	1
Ashland Place Health and Rehabilitation, LLC		1			1
HSRE-ASL CASSELBERRY TRS, LLC			1	100%	1
Kroger - KRO03400316			1	100%	1
Kroger 670 - The Little Clinic Dawson Forest Rd & Hwy 19		1			1
LOUISIANA STATE LAB			1	100%	1
MARTINSVILLE HEALTH AND REHAB			1	100%	1
LIFESTREAM BEHAVIORAL CENTER INC			1	100%	1
KENNEDY BOULEVARD DIALYSIS			1	100%	1
CLINICAL TRIALS OF TAMPA LLC		1			1
Juniper Village at Bucks County		1			1
CVS MA1945POCT HANOVER		1			1
ALL PRO ORTHOPEDICS & SPORTS MEDICINE, PA			1	100%	1

COVID-19: testing by laboratory

Data through Mar 9, 2021 verified as of Mar 10, 2021 at 09:25 AM

Data in this report are provisional and subject to change.

The numbers in the table below represent the number of Florida and non-Florida residents for whom test results were received by the Department of Health. A person can be tested by more than one laboratory and can have both positive and negative results. **Therefore, the sum of the numbers in each column will be larger than the total number of people tested.**

Reporting lab	Inconclusive	Negative	Positive	Percent positive	Total
SYNAPSE ANALYTICAL LABS		1			1
Orange City Nursing and Rehab Center			1	100%	1
ATHENS MEDICAL CENTER			1	100%	1
SARASOTA MEMORIAL HOSPITAL		1			1
EXACCARE KINGSTON, LLC			1	100%	1
INTERMOUNTAIN HEALTHCARE LABORATORY SERVICES			1	100%	1
POUDRE VALLEY HOSPITAL			1	100%	1
MOUNT SINAI COMPREHENSIVE CANCER CENTER			1	100%	1
YOUTH HEALTH CENTER OF HUNTINGTON		1			1
WESTOX LABS		1			1
THE DOCTORS OFFICE OF BRICK, LLC		1			1
PHYSICIANS URGENT CARE			1	100%	1
HIGHLAND LABORATORY			1	100%	1
QUALITY LAB			1	100%	1
ADVANCED MEDICAL LABORATORIES (AML)			1	100%	1
BNJ		1			1
Summit Medical Group Morristown Oncology		1			1
CARENOW URGENT CARE-HENDERSONVILLE		1			1
MEDEXPRESS URGENT CARE - TOPEKA, SW WANAMAKER RD		1			1
Henry County Health and Rehabilitation		1			1
CHATSWORTH ASSISTED LIVING COMMUNITY AT PGA NATIONAL			1	100%	1
TMH PHYSICIAN PARTNERS QUINCY			1	100%	1
LAKE MARY OPTUM FLORIDA			1	100%	1
WILMINGTON NURSING AND REHAB			1	100%	1
Towne Manor West		1			1
PRIMEX CLINICAL LABORATORIES INC			1	100%	1
TOXUSALABS DBA CONNECTDX LABS		1			1
LOWER KEYS COMMUNITY HEALTH CENTER			1	100%	1
EAST END PEDIATRICS		1			1
SILVERMAN			1	100%	1
Kroger 518 - The Little Clinic Hermitage		1			1
DORNOCH PLACE DEL PRADO		1			1
JPS HEALTH CENTER AT TRUE WORTH PLACE			1	100%	1
TMH URGENT CARE CENTER			1	100%	1
CVS NE8616POCT LINCOLN		1			1
MCCALLIE SCHOOL-STUDENT HEALTH CENTER		1			1
GENEVA FAMILY HEALTH			1	100%	1
HUNTERS CREEK MEDICAL ASSOCIATES PA		1			1
Bayou Vista Community Care Center			1	100%	1
DOYLESTOWN HOSPITAL			1	100%	1
Manor Care of Dallastown d/b/a ManorCare Health Services - Dallastown		1			1
MEDEXPRESS URGENT CARE - BENTON		1			1
SAINT ALPHONSUS REGIONAL MEDICAL CENTER			1	100%	1
TEMPUS_LABS			1	100%	1
DEVLIN MANOR NURSING AND REHABILITATION		1			1
STANDIFER PLACE		1			1
CLEVELAND HEARTLAB			1	100%	1

COVID-19: testing by laboratory

Data through Mar 9, 2021 verified as of Mar 10, 2021 at 09:25 AM

Data in this report are provisional and subject to change.

The numbers in the table below represent the number of Florida and non-Florida residents for whom test results were received by the Department of Health. A person can be tested by more than one laboratory and can have both positive and negative results. **Therefore, the sum of the numbers in each column will be larger than the total number of people tested.**

Reporting lab	Inconclusive	Negative	Positive	Percent positive	Total
TITUSVILLE TOWERS ASSISTED LIVING		1			1
SIGNATURE CARE MIDLAND			1	100%	1
PROGRESSIVE MEDICAL RESEARCH			1	100%	1
PENINSULA REGIONAL MED CTR LAB			1	100%	1
MAHONEY PEDIATRICS PA			1	100%	1
WEST VIRGINIA LABORATORIES			1	100%	1
Harris Hill Nursing Facility		1			1
Melbourne Terrace Rehabilitation Center			1	100%	1
MEDEXPRESS URGENT CARE - ROCKAWAY		1			1
CVS IL2297651CV JOLIET		1			1
LEESBURG DIALYSIS CENTER		1			1
E-LAB OF FLORIDA			1	100%	1
MBMG OF WINTER HAVEN			1	100%	1
WHEATON FRANCISCAN LABORATORY			1	100%	1
SEATTLE-KING COUNTY			1	100%	1
FAMILY PRACTICE OF CENTRAL FLORIDA PA			1	100%	1
Crisp Regional Nursing and Rehab Center		1			1
WALMART PHARMACY 10-4554		1			1
CHC			1	100%	1
MEDEXPRESS URGENT CARE - WICHITA, N MAIZE RD		1			1
MEMORIAL HOSPITAL LOS BANOS			1	100%	1
URGENT DOC -NACOGODOCHES CLINIC			1	100%	1
MERCY MEDICAL CENTER INC			1	100%	1
CVS MA654POCT ACTON		1			1
NORTHWEST TEXAS HEALTHCARE SYSTEM,INC			1	100%	1
CVS AZ7841POCT TUCSON		1			1
MARYLAND DEPARTMENT OF HEALTH AND MENTAL HYGIENE			1	100%	1
MARTIN LUTHER KING RENAL INSTITUTE			1	100%	1
WEST FLORIDA MEDICAL CENTER CLINIC			1	100%	1
WINDSOR MANOR			1	100%	1
THE INTERNAL MEDICAL GROUP		1			1
LIFE CARE CENTER OF HILTON HEAD		1			1
EVANS FAMILY CARE PA			1	100%	1
ARTESIAN HOME		1			1
NONA MEDICAL ARTS		1			1
CAREFIRST URGENT CARE - BEECHMONT			1	100%	1
BLESSINGS MEDICAL CLINIC, THE			1	100%	1
WAKE FOREST MEDICAL CENTER LABORATORY			1	100%	1
Kroger 016 - The Little Clinic Centennial		1			1
FAU MEMORY & WELLNESS CENTER			1	100%	1
San Antonio Residence and Rehabilitation Center		1			1
FORT MYERS DIALYSIS		1			1
WELLMED AT LINEBAUGH AVE			1	100%	1
MINUTE CLINIC DIAGNOSTIC MED GRP OF CA		1			1
LOGAN COUNTY HOSPITAL			1	100%	1
SAINT JOSEPHS HOSPITAL OF ATLANTA			1	100%	1
COASTAL PEDIATRICS LLC			1	100%	1

COVID-19: testing by laboratory

Data through Mar 9, 2021 verified as of Mar 10, 2021 at 09:25 AM

Data in this report are provisional and subject to change.

The numbers in the table below represent the number of Florida and non-Florida residents for whom test results were received by the Department of Health. A person can be tested by more than one laboratory and can have both positive and negative results. **Therefore, the sum of the numbers in each column will be larger than the total number of people tested.**

Reporting lab	Inconclusive	Negative	Positive	Percent positive	Total
OUCH URGENT CARE			1	100%	1
SISTERS MISSION			1	100%	1
NEMOURS CHILDREN'S PRIMARY CARE			1	100%	1
Avista Nursing and Rehab			1	100%	1
ATLANTIS VISION CENTER			1	100%	1
PENN NURSING CENTER		1			1
GENESIS HEALTH SYSTEM			1	100%	1
AESTHETIC PHYSICIANS PC			1	100%	1
LANGLEY DIALYSIS			1	100%	1
MEDICAL LIFE-INC GUIDEWELL EMERGENCY MEDICINE			1	100%	1
CVS OH2540POCT HILLIARD		1			1
DOCTORS CARE - AIKEN MALL			1	100%	1
MEDERI CARETENDERS VS OF SE FL LLC DBA			1	100%	1
FIVE STAR PREMIER RESIDENCES OF POMPANO BEACH			1	100%	1
SMA BEHAVIORAL HEALTH SERVICES INC		1			1
WORKFORCE HEALTH DEPARTMENT			1	100%	1
THE MEDICAL CENTER			1	100%	1
Kroger - KRO70300083			1	100%	1
FRESENIUS KIDNEY CARE FORT WALTON BEACH			1	100%	1
GAMMA HEALTHCARE, INC		1			1
CARING PROFESSIONAL HEALTH CARE LLC		1			1
SENCARE MANAGEMENT		1			1
Brown Memorial Home		1			1
NABI		1			1
MD NOW MEDICAL CENTERS, INC			1	100%	1
GADSDEN FAMILY PRACTICE		1			1
Nemours Children's Clinic-Orla			1	100%	1
Garden View Care Center at Dougherty Ferry		1			1
MEDEXPRESS URGENT CARE - DANVILLE		1			1
Ocala RKC EAST HEMO #1			1	100%	1
SC-GA2018 THE RIDGE REHABILITATION & H		1			1
MEDEXPRESS URGENT CARE - BECKLEY		1			1
MID-FLORIDA PATHOLOGY LLC		1			1
PUBLIX PHARMACY #0332		1			1
VANAJA SUREDDI MD PA			1	100%	1
VICTORIA PAIN AND REHABILITATION CENTER			1	100%	1
TIMPANOGOS REGIONAL HOSPITAL			1	100%	1
BAPTIST HEALTH PRIMARY CARE AT CUTLER BAY			1	100%	1
EASTMAN HEALTHCARE & REHAB		1			1
GENESIS MICROBIOLOGY LAB		1			1
ADVENTHEALTH MEDICAL GROUP UROLOGY AT EAST ORLANDO		1			1
TEQUESTA FAMILY MEDICAL CENTER LLC			1	100%	1
CARSON NURSING AND REHABILITATION CENTER		1			1
LANGLADE			1	100%	1
Smg At Bridgewater Family Medicine		1			1
Signature HealthCare of Bowling Green		1			1
PEDIATRIC PARTNERS ZEPHYRHILLS			1	100%	1

COVID-19: testing by laboratory

Data through Mar 9, 2021 verified as of Mar 10, 2021 at 09:25 AM

Data in this report are provisional and subject to change.

The numbers in the table below represent the number of Florida and non-Florida residents for whom test results were received by the Department of Health. A person can be tested by more than one laboratory and can have both positive and negative results. **Therefore, the sum of the numbers in each column will be larger than the total number of people tested.**

Reporting lab	Inconclusive	Negative	Positive	Percent positive	Total
CVS MA969POCT PALMER		1			1
CMC MERCY LABORATORY			1	100%	1
VIVIAN SIMMONS FAMILY PRACTICE			1	100%	1
FIRSTCARE MEDICAL CENTER			1	100%	1
Life Care Center of Paradise Valley		1			1
Jacaranda Manor			1	100%	1
DAVENPORT DIALYSIS CENTER		1			1
LAB TEST KENDALL LLC		1			1
CRESTHAVEN			1	100%	1
TEXAS HEALTH HARRIS METHODIST HOSPITAL			1	100%	1
BOCA RATON REGIONAL HOSPITAL		1			1
Walgreens #5065		1			1
ABSOLUTE CAREGIVERS HOME HEALTH AGENCY INC			1	100%	1
FAMILY MEDICINE AT CELEBRATION		1			1
Glenburn Home		1			1
GALVESTON COUNTY HEALTH DISTRICT			1	100%	1
Waycross Health and Rehabilitation		1			1
CONSOLIDATED			1	100%	1
Dexter Health Care		1			1
PROGRESSIVE URGENT CARE, PC			1	100%	1
MID FLORIDA DERMATOLOGY ASSOCIATES PA			1	100%	1
CELEBRATION FAMILY PHYSICIANS LLC			1	100%	1
CARE ADVANTAGE			1	100%	1
MULTICARE PHYSICIANS			1	100%	1
INFECTION CONTROL DEPT			1	100%	1
MEDEXPRESS URGENT CARE-BRENTWOOD		1			1
STATE OF ALASKA			1	100%	1
TILE PHARMACY		1			1
Oakland Nursing and Rehabilitation Center		1			1
NOORANI MEDICAL CENTER LLC			1	100%	1
NAVAL BRANCH HEALTH CLINIC			1	100%	1
CLEMENT MANOR HEALTH CENTER		1			1
ADVENTHEALTH SENIOR CARE AT ORMOND			1	100%	1
MEDEXPRESS URGENT CARE - BENTONVILLE		1			1
ASSOCIATES IN INTERNAL MEDICINE PA			1	100%	1
Douglas County Health Center		1			1
ROSLYN INTERNAL MEDICINE		1			1
CVS AZ10529POCT SCOTTSDALE		1			1
Belvoir Woods Health Care Center at The Fairfax		1			1
SPORTS MEDICINE CLINIC - U OF WYOMING			1	100%	1
KNAPP MEDICAL GROUP			1	100%	1
NORTH WEST FLORIDA DIAGNOSTIC ENOCRINOLOGY CLINIC			1	100%	1
MEDICAL ASSOCIATES OF CARTER		1			1
Vista Park			1	100%	1
PHYSICIAN ASSOCIATES, LLC			1	100%	1
Heritage of Red Cloud		1			1
COLLINS NURSING HOME		1			1

COVID-19: testing by laboratory

Data through Mar 9, 2021 verified as of Mar 10, 2021 at 09:25 AM

Data in this report are provisional and subject to change.

The numbers in the table below represent the number of Florida and non-Florida residents for whom test results were received by the Department of Health. A person can be tested by more than one laboratory and can have both positive and negative results. **Therefore, the sum of the numbers in each column will be larger than the total number of people tested.**

Reporting lab	Inconclusive	Negative	Positive	Percent positive	Total
HEALTHCARE FOR THE HOMELESS			1	100%	1
Orchid Cove at Naples			1	100%	1
ARLINGTON ADULT RESIDENTIAL FACILITY, INC			1	100%	1
Jacob's Creek Nursing and Rehabilitation Center		1			1
CVS KS8601POCT OVERLAND PARK			1	100%	1
USCG AIR STATION CLEARWATER CLINIC			1	100%	1
HEALTH FIRST MEDICAL GROUP LLC			1	100%	1
MEMORIAL HERMANN SOUTHWEST HOSPITAL			1	100%	1
SARHA DOCTORS CENTER			1	100%	1
SOMA MEDICAL CENTER PA #2 OAKLAND			1	100%	1
PENNY PEDIATRICS		1			1
BAPTIST HEALTH MEDICAL PLAZA			1	100%	1
Village Crest Center for Health & Rehabilitation		1			1
Walgreens #3049		1			1
CVS KS8573POCT OVERLAND PARK		1			1
THE CHILDREN'S HOSPITAL OF PHILADELPHIA		1			1
Smg/North Jersey Hematology & Oncology		1			1
Walgreens #9890		1			1
SHARON REGIONAL MEDICAL CENTER			1	100%	1
ROAN MOUNTAIN MEDICAL CENTER			1	100%	1
FLORIDA HOSPITAL TRANSPLANT CENTER		1			1
DIGNITY HEALING LLC			1	100%	1
MAINE HEALTH AND ENVIRONMENTAL TESTING LABORATORY			1	100%	1
BREVARD COUNTY JAIL			1	100%	1
WALGREENS # 12338		1			1
NEW YORK PRESBYTERIAN HOSPITAL			1	100%	1
NORTH CAROLINA STATE LABORATORY OF PUBLIC HEALTH, SPECTRUM LAB NETWORK			1	100%	1
HIDALGO FAMILY CLINIC			1	100%	1
GULF BREEZE TREATMENT CENTER, LLC			1	100%	1
Freedom Pointe at The Villages			1	100%	1
ABE'S GARDEN/PARK MANOR APARTMENTS		1			1
EXPRESS CARE OF OCALA			1	100%	1
EXAC CARE CROSSVILLE		1			1
REHABILITATION CENTER OF SOUTH GEORGIA		1			1
KEY BISCAIYNE PEDIATRIC ASSOCIATES INC			1	100%	1
VITAL CARE			1	100%	1
Eugene J. Towbin Healthcare Center		1			1
POINTE MEDICAL SERVICES INC			1	100%	1
SELECT SPECIALTY HOSPITAL - ORLANDO SOUTH			1	100%	1
INDIGO PALMS			1	100%	1
SCHUYLER HOSPITAL		1			1
NEW YORK STATE DEPARTMENT OF HEALTH			1	100%	1
TMH PHYSICIAN PARTNERS WAKULLA			1	100%	1
ELAN MANATEE			1	100%	1
Strasburg Care Center		1			1
CLEVELAND CLINIC FLORIDA WAIVED			1	100%	1
URGENT CARE OF FORT LAUDERDALE INC			1	100%	1

COVID-19: testing by laboratory

Data through Mar 9, 2021 verified as of Mar 10, 2021 at 09:25 AM

Data in this report are provisional and subject to change.

The numbers in the table below represent the number of Florida and non-Florida residents for whom test results were received by the Department of Health. A person can be tested by more than one laboratory and can have both positive and negative results. **Therefore, the sum of the numbers in each column will be larger than the total number of people tested.**

Reporting lab	Inconclusive	Negative	Positive	Percent positive	Total
FAMILY MEDICAL CENTERS			1	100%	1
Wedgewood Manor		1			1
CYPRESS CREEK DIALYSIS CTR			1	100%	1
CARESPOT EXPRESS HEALTHCARE BOYNTON BEACH			1	100%	1
ONslow COUNTY HEALTH DEPARTMENT			1	100%	1
FLAGLER COUNTY BOARD OF COUNTY COMMISSIONERS			1	100%	1
EAGLE COUNTY HEALTH AND HUMAN SERVICES			1	100%	1
DORAL KIDNEY CENTER			1	100%	1
MAYO CLINICAL LABORATORIES		1			1
MEDEXPRESS URGENT CARE - MT EPHRAIM		1			1
Mountain City Care and Rehabilitation Center		1			1
SOUTHERN FAMILY HEALTH			1	100%	1
Parkside Manor		1			1
UNIVERSITY OF IOWA HOSPITALS & CLINICS			1	100%	1
REGIONAL MED CTR BAYONET POINT			1	100%	1
MIRAMAR KIDNEY CENTER		1			1
KIOSK MEDICINE KENTUCKY LLC		1			1
NEMOURS CHILDREN'S PRIMARY CARE			1	100%	1
American Fork Care Center dba Heritage Care Center		1			1
INNOVATIVE CARE II LLC			1	100%	1
LONESTAR 24HRER MANAGEMENT LLC DBA LONESTAR 24HRER			1	100%	1
ATMORE COMMUNITY HOSPITAL			1	100%	1
ST GERARD'S COMMUNITY OF CARE		1			1
MEDIPLUS CLINIC, INC			1	100%	1
Victoria Manor		1			1
MYCLINIC, INC			1	100%	1
PRACTITIONERS IN MOTION			1	100%	1
HEALTHPLUS			1	100%	1
Grangeville Health and Rehab		1			1
ADVENTHEALTH HOME CARE WATERMAN			1	100%	1
FLORIDA DIGESTIVE AND LIVER SPECIALISTS			1	100%	1
JEFFREY A HIRSCHFIELD, MD PA			1	100%	1
NULEASE MEDICAL SOLUTIONS			1	100%	1
SKY LAKES MEDICAL CENTER		1			1
PALMETTO CHARTER SCHOOL		1			1
OAK HAVEN REHAB AND NURSING CENTER			1	100%	1
MEDEXPRESS URGENT CARE - LINCOLN		1			1
HEALTH NETWORK			1	100%	1
MCLEOD MEMORIAL HOSPITAL CLARENDON			1	100%	1
MEDCARE QUALITY MEDICAL CENTER LLC			1	100%	1
TRINITY URGENT CARE		1			1
MINUTECLINIC DIAGNOSTIC OF KANSAS, PC		1			1
Kroger 588 - The Little Clinic Thompsons Station		1			1
MAYO CLINIC OUTPATIENT DIALYSIS CENTER			1	100%	1
SHAW MEDICAL GROUP LLC			1	100%	1
PEDIATRIC ASSOCIATES - JACKSONVILLE			1	100%	1
MEDICAL EXAMINERS OFFICE, LEESBURG			1	100%	1

COVID-19: testing by laboratory

Data through Mar 9, 2021 verified as of Mar 10, 2021 at 09:25 AM

Data in this report are provisional and subject to change.

The numbers in the table below represent the number of Florida and non-Florida residents for whom test results were received by the Department of Health. A person can be tested by more than one laboratory and can have both positive and negative results. **Therefore, the sum of the numbers in each column will be larger than the total number of people tested.**

Reporting lab	Inconclusive	Negative	Positive	Percent positive	Total
THE MEDICAL CENTER AT BOWLING GREEN			1	100%	1
HOUSTON MEDICAL CENTER			1	100%	1
Piqua Manor		1			1
NEMOURS CHILDRENS PRIMARY CARE CLERMONT			1	100%	1
RICHMOND MEDICAL CENTER FOR WOMEN		1			1
CVS / PHARMACY #10794			1	100%	1
St. Catherine's manor of Findlay		1			1
BLOOMIN BRANDS WELLNESS CENTER			1	100%	1
PRIME CARE FAMILY MEDICINE			1	100%	1
VERITAS GENETICS, INC.			1	100%	1
ADVENTHEALTH MEDICAL GROUP ADULT AND SENIOR HEALTH			1	100%	1
Willowbrooke Court at Normandy Farms Estates		1			1
WALGREENS #01398			1	100%	1
MEA PRIMARY CARE PLUS BYRAM			1	100%	1
GARNET HEALTH DOCTORS		1			1
ELATION HEALTH		1			1
NORTH BREVARD CHILDRENS MEDICAL CENTER			1	100%	1
EXCEL URGENT CARE OF NJ			1	100%	1
WEST FLORIDA MEDICAL ASSOCIATES			1	100%	1
OAKMONT OF UNION SC, LLC		1			1
HERNANDO COUNTY HEALTH DEPT			1	100%	1
GOOD SAMARITAN HOSPITAL			1	100%	1
SOUTH DADE NURSING & REHABILITATION CENTER			1	100%	1
ALL CARE URGENT CARE			1	100%	1
LITTLE COMPANY OF MARY HOSPITAL			1	100%	1
Walgreens #10988		1			1
AVERA SACRED HEART HOSPITAL			1	100%	1
MEDAC AT PORTERS NECK			1	100%	1
VA COMMUNITY BASED CLINIC - LAKE CITY			1	100%	1
CSL PLASMA LAB			1	100%	1
KETTERING MEDICAL CENTER			1	100%	1
PRIMARY AND URGENT CARE			1	100%	1
Arlington Care Center			1	100%	1
PROGRESSIVE MEDICAL LAB LLC			1	100%	1
APPLECARE URGENT CARE KINGSLAND			1	100%	1
ST ANTHONY COMMUNITY HOSPITAL LAB		1			1
DIMMIT REGIONAL HOSPITAL			1	100%	1
ST FRANCIS MEDICAL CENTER			1	100%	1
VA Texas Valley Coastal Bend Harlingen HCC		1			1
PALMETTO BAY MEDICAL CENTER			1	100%	1
CONSULATE HEALTH CARE OF VERO BEACH			1	100%	1
BRANDON OUTREACH CLINIC			1	100%	1
Kroger - KR062000426			1	100%	1
CVS OH6164POCT DELAWARE		1			1
YUMA REGIONAL MEDICAL CENTER			1	100%	1
Valley Center (WV)			1	100%	1
WALGREENS NO 10512			1	100%	1

COVID-19: testing by laboratory

Data through Mar 9, 2021 verified as of Mar 10, 2021 at 09:25 AM

Data in this report are provisional and subject to change.

The numbers in the table below represent the number of Florida and non-Florida residents for whom test results were received by the Department of Health. A person can be tested by more than one laboratory and can have both positive and negative results. **Therefore, the sum of the numbers in each column will be larger than the total number of people tested.**

Reporting lab	Inconclusive	Negative	Positive	Percent positive	Total
GRAND VIEW HOSPITAL			1	100%	1
PRIMARY CARE & PEDIATRICS - SHEPHERSTOWN		1			1
MCH PHYSICIANS GROUP			1	100%	1
PAUL C SCHWARTZ & MELVIN L WEIDMAN		1			1
BOND COUNTY HEALTH DEPARTMENT			1	100%	1
AVON PARK CLUSTER		1			1
HELIX BIOMEDICS LLC			1	100%	1
MEMORIAL HOSPITAL AT GULFPORT			1	100%	1
WARREN GENERAL HOSPITAL			1	100%	1
Good Samaritan Society		1			1
PROVIDENCE PORTLAND MEDICAL CENTER		1			1
IVY CREEK HEALTHCARE & WELLNESS CENTRE			1	100%	1
Brio of Johnston		1			1
ENCORE AT BOCA RATON, THE			1	100%	1
BRIDGEWAY CENTER INC			1	100%	1
DEVLAB, LLC			1	100%	1
Consulate Health Care of Tallahassee			1	100%	1
ALABAMA REFERENCE LAB			1	100%	1
Chateau Girardeau			1	100%	1
UW MEDICINE CHU LAB			1	100%	1
SOUTH COUNTY MEDICAL CENTER			1	100%	1
TERRELL URGENT CARE			1	100%	1
YOUR HEALTH PEDIATRICS			1	100%	1
BRISTOL CHILDRENS CLINIC			1	100%	1
Kroger - KR003500568			1	100%	1
MD NOW URGENT CARE			1	100%	1
DIVERSICARE OF BIG SPRINGS		1			1
ASSISTED LIVING AT TREZEVANT		1			1
UPSON REGIONAL MEDICAL CENTER			1	100%	1
Big River Nursing and Rehab		1			1
MEDEXPRESS URGENT CARE -HOWELL US HWY		1			1
CLERMONT HEALTH DEPARTMENT			1	100%	1
CVS MO8595POCT RAYMORE		1			1
BAPTIST MINOR MEDICAL CENTER			1	100%	1
COLONIAL HEALTH CARE		1			1
SOUTHEASTERN PATHOLOGY ASSOCIATES			1	100%	1
St. Anne Home		1			1
Urgent Care 24/7 Orlando LLC			1	100%	1
IMA MEDICAL CENTER OF OVIEDO			1	100%	1
LABORATORY SERVICES SGHS - CAMDEN		1			1
Portsmouth Health and Rehab			1	100%	1
SUREPOINT URGENT CARE PADRE ISLAND			1	100%	1
ST. MARY MEDICAL CENTER		1			1
FAMILY MEDICAL CENTER		1			1
TAMPA GENERAL MEDICAL GROUP LABORATORY HEALTHPARK			1	100%	1
LAKEWOOD RANCH MEDICAL GROUP LLC			1	100%	1
LAKESIDE MEDICAL CENTER		1			1

COVID-19: testing by laboratory

Data through Mar 9, 2021 verified as of Mar 10, 2021 at 09:25 AM

Data in this report are provisional and subject to change.

The numbers in the table below represent the number of Florida and non-Florida residents for whom test results were received by the Department of Health. A person can be tested by more than one laboratory and can have both positive and negative results. **Therefore, the sum of the numbers in each column will be larger than the total number of people tested.**

Reporting lab	Inconclusive	Negative	Positive	Percent positive	Total
Kroger 519 - The Little Clinic Staples Mill Road		1			1
LEHIGH PULMONARY ASSOCIATES			1	100%	1
PATIENT FIRST-GENERAL BOOTH			1	100%	1
CENTRAL ALABAMA HEALTH CARE SYSTEM			1	100%	1
bishop rehabilitation and nursing center		1			1
SUSAN F. WILLIAMS M.D., P.A.			1	100%	1
MID FLORIDA COMMUNITY SERVICES			1	100%	1
WEST PENSACOLA DIALYSIS CENTER			1	100%	1
Ohman Family Living at Holly Assisted Living		1			1
MEDCOR INC			1	100%	1
Kroger 465 - The Little Clinic Oakley		1			1
BAPTIST HEALTH PRIMARY CARE AT DORAL			1	100%	1
Imboden Creek Living Center		1			1
CVS CA9823POCT SACRAMENTO		1			1
GATEWAY HEALTHCARE, PC			1	100%	1
KROGER 915 - THE LITTLE CLINIC ANDERSON			1	100%	1
WillowBrooke Court at Westminster Village		1			1
ARCADIA DIALYSIS CENTER			1	100%	1
HAYS CLINICAL LAB			1	100%	1
JUPITER MEDICAL CENTER INC			1	100%	1
THE CENTER FOR DISCOVERY		1			1
WALGREENS # 11165		1			1
BROOKS REHAB			1	100%	1
NORTH BROWARD MEDICAL CENTER			1	100%	1
PALMETTO LANDING			1	100%	1
Peninsula Nursing and Rehabilitation Center		1			1
ADVANCED INDIVIDUALIZED MEDICINE OF NAPLES			1	100%	1
TEVAPHARM			1	100%	1
CORDOVA FAMILY PRACTICE			1	100%	1
JUP Serology SubSection			1	100%	1
HALEYVILLE HEALTH CARE CENTER		1			1
MEMORIAL HERMANN MEDICAL GROUP-ATASCOCITA PEDS			1	100%	1
WINTER GARDEN CHILDREN'S HEALTH CENTERS			1	100%	1
NORTHERN KENTUCKY HEALTH DEPARTMENT			1	100%	1
COMMUNITY MEDICAL CENTER-ORANGE CITY		1			1
Kroger - KRO70600172		1			1
Aspire Physical Recovery Center at Cahaba River		1			1
UCH LAB			1	100%	1
BEVERLY ADVANCED PRACTICE NURSING		1			1
MT CARMEL NURSING HOME		1			1
SOUTHERN SPRINGS HEALTH CARE		1			1
GOOD SAMARITAN SOCIETY-FOREST CITY		1			1
EUGENE T FINAN, MD			1	100%	1
OMNI HEALTHCARE URGENT CARE			1	100%	1
OHIO VALLEY MANOR NURSING &		1			1
MERCY – NORTH IOWA			1	100%	1
FAMILY AND INTERNAL MEDICINE ASSOCIATES		1			1

COVID-19: testing by laboratory

Data through Mar 9, 2021 verified as of Mar 10, 2021 at 09:25 AM

Data in this report are provisional and subject to change.

The numbers in the table below represent the number of Florida and non-Florida residents for whom test results were received by the Department of Health. A person can be tested by more than one laboratory and can have both positive and negative results. **Therefore, the sum of the numbers in each column will be larger than the total number of people tested.**

Reporting lab	Inconclusive	Negative	Positive	Percent positive	Total
PEACHEALTH LABORATORIES		1			1
BAYFRONT HEAL WOUND CARE AND HYPERBARIC CENTER			1	100%	1
NATIONAL INSTITUTES OF HEALTH CLINICAL CENTER			1	100%	1
Ash Flat Healthcare and Rehabilitation Center			1	100%	1
CAREWELL 203			1	100%	1
Oregon Veterans Home The Dalles		1			1
CVS MA2401POCT MARSHFIELD		1			1
CVS IL2297652CV CHICAGO		1			1
CORONA CONCIERGE, LLC		1			1
HEART HOSPITAL OF LAFAYETTE: EMERGENCY ROOM			1	100%	1
TMH CANCER CENTER LABORATORY			1	100%	1
Kroger 907 - The Little Clinic Holland		1			1
EAST FL CORE LAB			1	100%	1
GARDENS AT MAPLEWOOD			1	100%	1
Holly Hill Healthcare Center			1	100%	1
JOSHUA E CHESIR MD		1			1
SOMA MEDICAL CENTER PA #2			1	100%	1
ADAMS COUNTY HEALTH DEPARTMENT			1	100%	1
ROYAL OAK MEDICAL CENTER LLC DBA CHARACTER FAMILY			1	100%	1
NORTH RIVER FAMILY HEALTH CENTER			1	100%	1
PELICAN STATE OUTPATIENT CENTER			1	100%	1
EAST COAST INSTITUTE FOR RESEARCH LLC			1	100%	1
NYU LANGONE AMBULATORY CARE LAKE SUCCE		1			1
ADVANCE MD CARE			1	100%	1
PEACE HEALTH FAMILY MEDICINE AT 87TH AVE		1			1
SOUTHWOOD NURSING & RETIREMENT CENTER		1			1
Mountain View Manor			1	100%	1
ENZO LABS INC			1	100%	1
ROUTE 16 PHARMACY LLC DBA HOLLAND PHAR		1			1
BEAUMONT URGENT CARE		1			1
SAWGRASS PEDIATRIC PARTNERS LLC			1	100%	1
ST JOHN'S HOME CARE			1	100%	1
UMASS MEMORIAL/MARLBORO HOSPITAL			1	100%	1
CVS IL5797POCT CAROL STREAM		1			1
NHC HealthCare St. Charles		1			1
EXPRESS PHARMACY INC		1			1
USA Healthcare LTC, LLC - Folsom Center for Rehabilitation & Healthca		1			1
WW Chem Auto SS			1	100%	1
LAKE WALES DIALYSIS CENTER			1	100%	1
SOUTHWESTERN VERMONT MEDICAL CENTER			1	100%	1
RAMBAM URGENT CARE			1	100%	1
LABORATORIO BUENA SALUD			1	100%	1
ATHENA PLASTIC SURGERY		1			1
PUBLIX PHARMACY # 1236			1	100%	1
BLACKBERRY CENTER, THE		1			1
WATERTOWN URGENT CARE		1			1
SAN JOSE CLINIC		1			1

COVID-19: testing by laboratory

Data through Mar 9, 2021 verified as of Mar 10, 2021 at 09:25 AM

Data in this report are provisional and subject to change.

The numbers in the table below represent the number of Florida and non-Florida residents for whom test results were received by the Department of Health. A person can be tested by more than one laboratory and can have both positive and negative results. **Therefore, the sum of the numbers in each column will be larger than the total number of people tested.**

Reporting lab	Inconclusive	Negative	Positive	Percent positive	Total
ASSOCIATESMD			1	100%	1
VA WNYHCS - Buffalo Division			1	100%	1
ALL CHILDRENS PEDIATRIC CLINIC			1	100%	1
BUFFALO VAMC			1	100%	1
NORTH COUNTY MEDICAL LAB			1	100%	1
PARK LANE NURSING HOME		1			1
Altenheim Senior Living		1			1
NORTHEAST FLORIDA INTERNAL MEDICINE PA		1			1
MOBILE INFIRMARY MEDICAL CENTER			1	100%	1
Signature Healthcare of Palm Beach			1	100%	1
PEDIATRIC ASSOCIATES OF ORLANDO			1	100%	1
ORMC-ARDEN/EOI			1	100%	1
HELIX URGENT CARE			1	100%	1
FIT4LIFE MEDICAL CENTER			1	100%	1
Kroger 629 - The Little Clinic Cartersville, GA Hwy 41		1			1
PASTEUR MEDICAL CENTER LLC		1			1
JOHN PETER SMITH HOSPITAL- OB TRIAGE			1	100%	1
SEVEN HILLS HEALTHCARE GROUP LLC DBA		1			1
MY WELLNESS EXPRESS			1	100%	1
LEGACY SPECIALTY PHARMACY CORP			1	100%	1
HUDSON REGIONAL HOSPITAL			1	100%	1
CVS AZ7855POCT TUCSON		1			1
MEMORIAL SATILLA HEALTH			1	100%	1
RED HOOK FAMILY PRACTICE		1			1
Highland Ave. Eye Clinic		1			1
Kroger 618 - The Little Clinic Trail Creek Village		1			1
ASHLEY PEDIATRICS DAY & NIGHT CLINIC			1	100%	1
INTEGRATED GENETICS SEQUENOM		1			1
CAMBRIDGE HEALTH ALLIANCE			1	100%	1
PORTSMOUTH REG. HOSPITAL			1	100%	1
Niles Nursing and Rehab. Center		1			1
GOOD SAMARITAN SOCIETY - DE SMET		1			1
Kroger 481 - The Little Clinic Houston Levee		1			1
INSTANT MEDICAL CARE CENTER			1	100%	1
SOUTHWOOD HEALTHCARE CENTER		1			1
URGENT TEAM MANAGEMENT OF TENNESSEE, L			1	100%	1
PARRISH MEDICAL GROUP			1	100%	1
ADVENTHEALTH MEDICAL GROUP INTERNAL MEDICINE AT MILLS			1	100%	1
CARDIOLOGY AND FITNESS MEDICINE		1			1
ALL PEDIATRIC CARE PA			1	100%	1
DAYTONA BEACH CENTRA CARE			1	100%	1
CORE OCCUPATIONAL RESOURCES, LLC			1	100%	1
MEDEXPRESS URGENT CARE - CHERRY HILL		1			1
HALE KUPUNA HERITAGE HOME		1			1
WESTON COUNTY HEALTH SERVICES			1	100%	1
DEERFIELD BEACH REHABILITATION AND NURSING			1	100%	1
ORMOND PEDIATRICS PA			1	100%	1

COVID-19: testing by laboratory

Data through Mar 9, 2021 verified as of Mar 10, 2021 at 09:25 AM

Data in this report are provisional and subject to change.

The numbers in the table below represent the number of Florida and non-Florida residents for whom test results were received by the Department of Health. A person can be tested by more than one laboratory and can have both positive and negative results. **Therefore, the sum of the numbers in each column will be larger than the total number of people tested.**

Reporting lab	Inconclusive	Negative	Positive	Percent positive	Total
Kroger 569 - The Little Clinic Gallatin		1			1
EASTSIDE MEDICAL CLINIC		1			1
LAMARQUE DIALYSIS			1	100%	1
Kroger 97 - The Little Clinic Hutchinson		1			1
BATESVILLE - SHERWOOD URGENT CARE			1	100%	1
URGENTMED PLANTATION			1	100%	1
ASCARATE DIALYSIS			1	100%	1
MEDICAL ARTS LABORATORY			1	100%	1
ADVANCED RESEARCH AND DIAGNOSTIC LABORATORY UNIVERSITY OF MINNESOTA			1	100%	1
NSPIRE HEALTHCARE PLANTATION			1	100%	1
ASHLEY CLINICAL DIAGNOSTIC LABORATORY			1	100%	1
ROYAL PALM PEDIATRICS			1	100%	1
PLANT CITY FAMILY CARE		1			1
BERKSHIRE MEDICAL CENTER			1	100%	1
Kroger 390 - The Little Clinic North College Hill		1			1
ST MARY'S OF SAGINAW		1			1
ORCHID TERRACE		1			1
ATRIA TAMARAC			1	100%	1
Le Roy Village Green		1			1
C V S / PHARMACY #4396		1			1
HEALTHFORCE PARTNERS INC			1	100%	1
Mary Anna Nursing Home		1			1
Brown Nursing Home		1			1
WATERBURY HOSPITAL REFERENCE LAB			1	100%	1
ST MICHAEL'S ELITE MEDICAL HOSPITAL			1	100%	1
OPTUM OF HIALEAH		1			1
AMD			1	100%	1
FIRST CARE WALK IN CLINIC LLC			1	100%	1
PHYSICIANS ASSOCIATES PA			1	100%	1
SUMMERFIELD PAIN MANAGEMENT			1	100%	1
CORNERSTONE DRUG AND GIFT INC		1			1
PREMIER FAMILY AND SPORTS MEDICINE LLC			1	100%	1
JACKSBORO URGENT CARE			1	100%	1
URGENT CARE OF KANSAS CITY			1	100%	1
OCCUPATIONAL HEALTH CENTER		1			1
CVS MA915POCT BEVERLY			1	100%	1
Baypoint Healthcare Center			1	100%	1
CERMAK HEALTH SERVICES			1	100%	1
Maplewood of Cheshire County		1			1
MARTIN MEM FAMILY CARE AT ST LUCIE W			1	100%	1
LP ELIZABETHTON		1			1
FOUNDATION LABORATORY			1	100%	1
BAYLOR SCOTT AND WHITE MEDICAL CENTER -CENTENTENNIAL			1	100%	1
MIDWEST COVENANT HOME, INC		1			1
VISTA LAKE ASSISTED LIVING			1	100%	1
UNIVERSITY OF BALTIMORE WASHINGTON MEDICAL CENTER			1	100%	1
SONORAN DESERT PATHOLOGY			1	100%	1

COVID-19: testing by laboratory

Data through Mar 9, 2021 verified as of Mar 10, 2021 at 09:25 AM

Data in this report are provisional and subject to change.

The numbers in the table below represent the number of Florida and non-Florida residents for whom test results were received by the Department of Health. A person can be tested by more than one laboratory and can have both positive and negative results. **Therefore, the sum of the numbers in each column will be larger than the total number of people tested.**

Reporting lab	Inconclusive	Negative	Positive	Percent positive	Total
NHC Sequatchie		1			1
CYPRESS VILLAGE REHAB CENTER		1			1
GIFFORD MEMORIAL HOSPITAL		1			1
Arch Plaza Nursing and Rehabilitation Center			1	100%	1
BEST CARE COMMUNITY AND FAMILY HEALTH CENTER INC			1	100%	1
DIGNITY HEALTH GOHEALTH		1			1
SHP WESTCHESTER LLC		1			1
VIRGINIA UROLOGY		1			1
St Mary's d'Youville Pavilion		1			1
DIRECT PRIMARY CARE OF BURLESON			1	100%	1
CVS IN6536POCT KOKOMO		1			1
SUNCOAST PRIMARY CARE LLC			1	100%	1
WVU MEDICINE AT SUNCREST TOWNE CENTRE			1	100%	1
SUMMIT COUNTY PUBLIC HEALTH DEPARTMENT			1	100%	1
CHATEAU TERREBONNE HEALTH CARE		1			1
CANDLER HOSPITAL			1	100%	1
Terrace Glen Village		1			1
ATHENS LIMESTONE HOSPITAL		1			1
REEVES COUNTY HOSPITAL DISTRICT			1	100%	1
LITTLE FALLS HOSPITAL LABORATORY		1			1
BEAUMONT HOSPITAL			1	100%	1
SUN CLINICAL LABORATORIES			1	100%	1
FLORIDA HOME HEALTH			1	100%	1
JACKSON MADISON CO. GEN. HOSPITAL			1	100%	1
ANDERSON FAMILY MEDICINE			1	100%	1
Erie VAMC		1			1
PALM BEACH DIGESTIVE ASSOCIATES			1	100%	1
JAX FAMILY CARE		1			1
METROPOLITAN			1	100%	1
HUNEYCUTT FAMILY PRACTICE			1	100%	1
JACK M MATHENY II MD			1	100%	1
ER NEAR ME HULEN		1			1
MEMORIAL HOSPITAL OF TAMPA			1	100%	1
MID-FLORIDA CANCER CENTERS		1			1
CVS AZ7263POCT PHOENIX		1			1
Alden North Shore			1	100%	1
TANNER CLINIC			1	100%	1
SURGERY CENTER, THE			1	100%	1
MEDEXPRESS URGENT CARE - CONWAY		1			1
MEDEXPRESS URGENT CARE - RUSSELLVILLE, W MAIN ST		1			1
NFRC CLINICAL LAB			1	100%	1
WEST CARVER MEDICAL ASSOCIATES		1			1
CVS AZ69POCT PEORIA		1			1
LIFESPAN HEALTH - SELMER		1			1
Hawthorne House		1			1
NEMOURS CHILDREN'S PRIMARY CARE, ST CLOUD			1	100%	1
Sanford Health & Rehabilitation			1	100%	1

COVID-19: testing by laboratory

Data through Mar 9, 2021 verified as of Mar 10, 2021 at 09:25 AM

Data in this report are provisional and subject to change.

The numbers in the table below represent the number of Florida and non-Florida residents for whom test results were received by the Department of Health. A person can be tested by more than one laboratory and can have both positive and negative results. **Therefore, the sum of the numbers in each column will be larger than the total number of people tested.**

Reporting lab	Inconclusive	Negative	Positive	Percent positive	Total
BLAKE AT PENSACOLA OPERATION CO, LLC, THE			1	100%	1
SANTA ROSA PEDIATRICS			1	100%	1
DSI LABORATORIES-NAPLES-7TH			1	100%	1
Maple Lane Nursing Home		1			1
Eagle Point Health Care Center		1			1
Trucare Living Centers - Columbus		1			1
PROMUS DIAGNOSTICS, LLC			1	100%	1
MALUHIA		1			1
Life Care Center of Auburn		1			1
CRYSTAL RIVER FIRE DEPARTMENT			1	100%	1
MERCY GENERAL HOSPITAL			1	100%	1
CVS HEALTH, #5962		1			1
MANHATTAN COLLEGE HEALTH SERVICES		1			1
CAROLINAS HEALTHCARE SYSTEM LAB			1	100%	1
UNIVERSITY OF MIAMI PRIMARY CARE SITE UMHC 3039			1	100%	1
CENTRAL FLORIDA HOSPITALIST			1	100%	1
UT MD ANDERSON CANCER CENTER-TUMOR MARKER LAB			1	100%	1
DAUGHTERS OF SARAH NURSING CENTER		1			1
LAKELAND MEDICAL CENTER			1	100%	1
GREATER MIAMI DIALYSIS			1	100%	1
COLONIAL VILLA GOOD SAMARITAN CENTER		1			1
EDGAR PRICE FAMILY & CHILDREN HEALTHCARE CENTER			1	100%	1
Carington Park			1	100%	1
BARRINGTON TERRACE NAPLES			1	100%	1
MEMORIAL HOSPITAL MIRAMAR WAIVED TESTING			1	100%	1
PM PEDIATRICS OF BAYSIDE, PLLC		1			1
KAISER SUNNYSIDE MEDICAL CTR LAB		1			1
UABC			1	100%	1
INTERNAL MEDICINE GROUP OF CENTRAL FLORIDA			1	100%	1
Acts Manor House		1			1
VIP FAMILY PRACTICE			1	100%	1
Alden Lincoln Park			1	100%	1
REGIONAL MEDICAL LABORATORY			1	100%	1
HEALTHPARTNERS HUDSON CLINIC			1	100%	1
ALIMETRIX INC		1			1
STONECREST MEDICAL CENTER		1			1
WEST FLORIDA MEDICAL ASSOCIATES PA			1	100%	1
Home Health Care Clinic		1			1
WINCHESTER HOSPITAL			1	100%	1
ASHLEY PEDICATRICS DAY AND NIGHT CLINIC			1	100%	1
Cooperstown Center for Nursing and Rehabililtation		1			1
MED TECH CLINICAL LABORATORY		1			1
BRIGHAM YOUNG UNIV STUDENT HEALTH CTR			1	100%	1
Woodstock Nursing and Rehabilitation Center		1			1
FINLAY MEDICAL RESEARCH CORP			1	100%	1
VISTACARE PHARMACY I		1			1
DECATUR MORGAN HOSPITAL - DECATUR GENE		1			1

COVID-19: testing by laboratory

Data through Mar 9, 2021 verified as of Mar 10, 2021 at 09:25 AM

Data in this report are provisional and subject to change.

The numbers in the table below represent the number of Florida and non-Florida residents for whom test results were received by the Department of Health. A person can be tested by more than one laboratory and can have both positive and negative results. **Therefore, the sum of the numbers in each column will be larger than the total number of people tested.**

Reporting lab	Inconclusive	Negative	Positive	Percent positive	Total
NANCY M WORTHINGTON MD PA			1	100%	1
JOHNSON MEDICAL SERVICES			1	100%	1
ST FRANCIS COLLEGE WELLNESS CENTER		1			1
NORTH SHORE HEMATOLOGY-ONCOLOGY ASSOCIATES		1			1
PROGENESIS INC			1	100%	1
ANDERSON REGIONAL MEDICAL CENTER			1	100%	1
BEAUMONT REFERENCE LABORATORY			1	100%	1
Granville Center		1			1
Manassas Health & Rehab			1	100%	1
SUPREME MEDICAL GROUP PLLC			1	100%	1
Ravenwood Speciality Care		1			1
ELEMENTS PHARMACY			1	100%	1
PROVIDENCE ST. PATRICK HOSPITAL			1	100%	1
ADVENTHEALTH IMAGING WINTERGARDEN		1			1
MEDCARE-GARNERS FERRY			1	100%	1
CLINICAL PATHOLOGY LABORATORIES SOUTHEAST INC			1	100%	1
Lopatcong Center		1			1
ORDRS, INC.			1	100%	1
Eddy Memorial Geriatric Center		1			1
MEDEXPRESS URGENT CARE - HACKETTSTOWN		1			1
RIVERSIDE PEDIATRIC GROUP, INC		1			1
LSU MEDICAL CENTER			1	100%	1
INLET CONCIERGE MEDICINE			1	100%	1
PowerBack Piscataway Center		1			1
TMH PHYSICIAN PARTNERS			1	100%	1
Waters of Covington		1			1
NORTHEAST TEXAS DIALYSIS		1			1
WEST BOCA MEDICAL CENTER			1	100%	1
MIAMI VASCULAR SURGERY			1	100%	1
MY INSTADOC - HOWELL URGENT CARE		1			1
ADVANTA LABS, LLC		1			1
Kroger 923 - The Little Clinic Centerville		1			1
TUNIS STREET GROUP HOME		1			1
ULTIMATE ANALYSIS LABORATORY			1	100%	1
RESTORE MEDICAL PARTNERS PLLC			1	100%	1
BRUSHY CREEK FAMILY HOSPITAL			1	100%	1
PHYSICIANS PRIMARY CARE LEHIGH PEDS			1	100%	1
EXCEPTIONAL EMERGENCY CENTER			1	100%	1
Keller Landing Center		1			1
Longwood Community Living Center		1			1
CHILTON MEDICAL CENTER		1			1
WELLNOW URGENT CARE-OSWEGO			1	100%	1
CARE STATION MEDICAL GROUP		1			1
UNITED HEALTHCARE			1	100%	1
BAM INC		1			1
APOLLOMDX LLC			1	100%	1
FLORIDA DEPARTMENT OF HEALTH IN CITRUS COUNTY		1			1

COVID-19: testing by laboratory

Data through Mar 9, 2021 verified as of Mar 10, 2021 at 09:25 AM

Data in this report are provisional and subject to change.

The numbers in the table below represent the number of Florida and non-Florida residents for whom test results were received by the Department of Health. A person can be tested by more than one laboratory and can have both positive and negative results. **Therefore, the sum of the numbers in each column will be larger than the total number of people tested.**

Reporting lab	Inconclusive	Negative	Positive	Percent positive	Total
ORLANDO HEALTH MEDICAL GROUP			1	100%	1
MOBILE MEDICAL CLINIC			1	100%	1
INHEALTH LIFE SCIENCES			1	100%	1
LONG ISLAND MINIMALLY INVASIVE SURGERY		1			1
FIRST CARE OF GAINESVILLE			1	100%	1
PRIMARY & URGENT CARE CENTERS			1	100%	1
Kroger 929 - The Little Clinic Corryville		1			1
LIFE CARE CENTER OF GWINNETT		1			1
SHANNON CLARK OD, PA			1	100%	1
PALM SPRINGS GENERAL HOSPITAL			1	100%	1
El Paso Health Care Center			1	100%	1
PUTNAM CO HOSPITAL-D/B/A ASBURY TOWERS		1			1
POETS WALK SARASOTA			1	100%	1
FREEPORT ER DOX URGENT CARE		1			1
POMPANO BEACH ARTIFICIAL KIDNEY CENTER			1	100%	1
			1	100%	1
HYDE PARK MEDICAL CENTER		1			1
INTERNAL MEDICINE EMILIA MURRAY MD PA		1			1
QUICKCARE HEALTH, INC			1	100%	1
OPTIMAL MEDICINE INC		1			1
BROOKDALE FORT MYERS LAKES PARK			1	100%	1
Brookdale Southside			1	100%	1
CVS MA1875POCT ASHLAND			1	100%	1
VISTA DEL SOL MED ASSOC		1			1
XSTREMEMD			1	100%	1
GOLDING-GRANADO MEDICAL ASSOCIATES		1			1
Bivins Pointe			1	100%	1
MINUTE CLINIC DIAGNOSTICS OF IN, LLC #6252		1			1
HEALTH FIRST HOME CARE		1			1
REGENTS PARK OF JACKSONVILLE			1	100%	1
PATHOLOGYT & LAB MEDICINE SERVICES			1	100%	1
Elderwood at Lancaster		1			1
NORTH MIAMI BEACH SURGICAL CENTER			1	100%	1
Kroger 909 - The Little Clinic Hamilton			1	100%	1
CVS AZ3749POCT GOODYEAR		1			1
CHIPLEY DIALYSIS			1	100%	1
MARQUETTE GENERAL HOSPITAL			1	100%	1
NORTH SHORE MEDICAL CENTER - SALEM HOSPITAL			1	100%	1
COMMUNITY HOSPITALS INDIANAPOLIS			1	100%	1
MOBILE HEALTH MEDICAL SERVICES PC		1			1
RAPID MEDLAB (002MO)		1			1
MINUTE CLINIC DIAGNOSTIC PA			1	100%	1
EAST TENNESSEE STATE UNIVERSITY		1			1
BLACK SHEEP MEDICAL			1	100%	1
JOHN D. ARCHBOLD MEMORIAL HOSPITAL			1	100%	1
BRUCE S WEST MD			1	100%	1
PROFESSIONAL DIALYSIS CENTER			1	100%	1

COVID-19: testing by laboratory

Data through Mar 9, 2021 verified as of Mar 10, 2021 at 09:25 AM

Data in this report are provisional and subject to change.

The numbers in the table below represent the number of Florida and non-Florida residents for whom test results were received by the Department of Health. A person can be tested by more than one laboratory and can have both positive and negative results. **Therefore, the sum of the numbers in each column will be larger than the total number of people tested.**

Reporting lab	Inconclusive	Negative	Positive	Percent positive	Total
Schenectady Center for Rehabilitation & Nursing		1			1
CVS MA1845POCT WILMINGTON		1			1
Glenview Terrace Nursing Center		1			1
FLORIDA HOSPITAL ORMOND BEACH			1	100%	1
APS-SUMMIT CARE PHARMACY, LLC DBA OMNICARE		1			1
CVS IL2798POCT CHICAGO			1	100%	1
PEDIATRIC ASSOCIATES - MIAMI LAKES		1			1
WATERS EDGE ELEMENTARY SCHOOL			1	100%	1
Regency Square			1	100%	1
FLORHAM PARK ENDOSCOPY CENTER		1			1
WRIGHT PATTERSON AFB MEDICAL CENTER			1	100%	1
NORDX			1	100%	1
WEST FLORIDA HOSPITAL LABORATORY			1	100%	1
Long Beach Care Center			1	100%	1
VA Tennessee Valley HCS-Nashville Campus			1	100%	1
WMC HEALTH GROUP OF KISSIMMEE LLC			1	100%	1
FRANKLIN CBOC			1	100%	1
ACCESS TOTAL CARE - PORTLAND			1	100%	1
Mercy Manor Transition Center			1	100%	1
EVERGREEN NURSING HOME		1			1
MEDOR/ACC SYNCHRONY			1	100%	1
Florence Home		1			1
BRITTNEY WHELIHAN IRWIN ARNP LLC			1	100%	1
Virginia Gay Nursing and Rehab		1			1
Kroger 57 - The Little Clinic Jay C Charlestown		1			1
LADY OF THE SEA HOSPITAL LAB			1	100%	1
RIDGEFIELD PEDIATRIC ASSOCIATES		1			1
AVALON MEDICAL GROUP			1	100%	1
ENT & ALLERGY ASSOCIATES, LLP - SLEEPY HOLLOW (ABBOTT)		1			1
PALM BEACH COUNTY HEALTH DEPT.			1	100%	1
Kroger 531 - The Little Clinic Waterville		1			1
VAULT MEDICAL SERVICES			1	100%	1
B2 URGENT CARE			1	100%	1
OHIOHEALTH URGENT CARE			1	100%	1
Excel Care Center			1	100%	1
SOUTHEASTERN INTEGRATED MEDICAL PL			1	100%	1
ADVENTHEALTH DURAND			1	100%	1
ORMOND BEACH DIALYSIS			1	100%	1
CVS TX1057POCT SAN ANTONIO		1			1
RIVERVIEW HOSPITAL D/B/A UNIVERSITY		1			1
Kroger 350 - The Little Clinic New Cut Road		1			1
HAPPY KIDZ PEDIATRICS PL			1	100%	1
NHC DICKSON		1			1
KEATING SPORTS CENTER		1			1
DUKE UNIVERSITY POINT OF CARE TESTING PROGRAM			1	100%	1
MEDEX CLINIC LLC			1	100%	1
DEPARTMENT OF HEALTH SERVICES			1	100%	1

COVID-19: testing by laboratory

Data through Mar 9, 2021 verified as of Mar 10, 2021 at 09:25 AM

Data in this report are provisional and subject to change.

The numbers in the table below represent the number of Florida and non-Florida residents for whom test results were received by the Department of Health. A person can be tested by more than one laboratory and can have both positive and negative results. **Therefore, the sum of the numbers in each column will be larger than the total number of people tested.**

Reporting lab	Inconclusive	Negative	Positive	Percent positive	Total
PRINCIPLE DIAGNOSTICS LLC			1	100%	1
BRIDGEWATER PARK ASSISTED LIVING LLC			1	100%	1
LAKE MARY DIALYSIS			1	100%	1
Arlington Health and Rehabilitation		1			1
LUMICO LIFE INSURANCE COMPANY		1			1
GOSHEN MEDICAL CENTER			1	100%	1
BICKERTON, DAWN		1			1
LEHIGH REGIONAL WOUND CENTER			1	100%	1
PINEVILLE PHARMACY			1	100%	1
CVS NV9586POCT RENO		1			1
RIDGE OPTUM FLORIDA			1	100%	1
CHI ST. LUKE'S HEALTH BCM MEDICAL CENTER			1	100%	1
NEW YORK CITY DEPARTMENT OF HEALTH			1	100%	1
BETHESDA HEALTH PHYSICIANS GROUP		1			1
PEDIATRIC URGENT CARE CENTR OF FORT WORTH-LA GRAN			1	100%	1
RIVERSIDE REGIONAL MED CENTER			1	100%	1
LOUNDY		1			1
West Bay of Tampa Center			1	100%	1
KIDS CARE PEDIATRICS PA			1	100%	1
MINUTECLINIC DIAGNOSTICS OF OKLAHOMA		1			1
Kroger 379 - The Little Clinic Stony Brook		1			1
Brynwood Health & Rehabilitation Center			1	100%	1
MISSOURI DEPARTMENT OF HEALTH AND SENIOR SERVICES - STATE PH LAB		1			1
ARBOR DIAGNOSTICS, INC		1			1
MEDEXPRESS URGENT CARE - VINELAND S MA		1			1
CYPRESS CREEK OUTPATIENT SURGICAL CTR, LLC			1	100%	1
TANGLEWOOD MANOR		1			1
CENTRAL TX MEDICAL CENTER - LAB			1	100%	1
MERCYONE DES MOINES MEDICAL CENTER			1	100%	1
PHYSICIANS PREMIER			1	100%	1
Harbert Hills Academy Nursing Home		1			1
MERITUS MEDICAL CENTER			1	100%	1
Vi at Aventura		1			1
Kroger 825 - The Little Clinic Dorothy Lane		1			1
Kroger 447 - The Little Clinic Lebanon		1			1
PHYSICIANS IMMEDIATE CARE			1	100%	1
INTERNAL MEDICINE ASSOCIATES		1			1
VELOCITY URGENT CARE - REDMILL			1	100%	1
WINTER PARK MEMORIAL HOSPITAL LABORATORY		1			1
HOSPICE OF MARION COUNTY INC			1	100%	1
UNITYPOINT HEALTH TRINITY			1	100%	1
CVS CT2210POCT RIVERSIDE		1			1
CELEBRATION HOSPITAL			1	100%	1
ISLANDS ASSISTED LIVING FACILITY,THE			1	100%	1
CLEVELAND CLINIC FLORIDA LAB			1	100%	1
CVS OH6167POCT ASHLAND		1			1
Kroger 532 - The Little Clinic Murfreesboro		1			1

COVID-19: testing by laboratory

Data through Mar 9, 2021 verified as of Mar 10, 2021 at 09:25 AM

Data in this report are provisional and subject to change.

The numbers in the table below represent the number of Florida and non-Florida residents for whom test results were received by the Department of Health. A person can be tested by more than one laboratory and can have both positive and negative results. **Therefore, the sum of the numbers in each column will be larger than the total number of people tested.**

Reporting lab	Inconclusive	Negative	Positive	Percent positive	Total
ALPHA 1 ANTITRYPSIN RESEARCH PROGRAM			1	100%	1
SUMMIT LABORATORY			1	100%	1
Crestwood Nursing Center		1			1
SONNI'S PEDIATRICS			1	100%	1
Central Park Healthcare & Rehabilitation Center		1			1
FAMILY MEDICINE AT KISSIMMEE		1			1
LEE MEMORIAL HOSPITAL OUTPATIENT SURGERY CENTER			1	100%	1
HARDEE COUNTY FIRE RESCUE		1			1
CFCH - FROSTPROOF			1	100%	1
MACKINAC STRAITS LONG TERM CARE UNIT		1			1
ANDREWS INSTITUTE AMBULATORY SURGERY CENTER		1			1
HCL LABORATORIES			1	100%	1
ASPIRUS WAUSAU HOSPITAL			1	100%	1
CHESAPEAKE REGIONAL MEDICAL CENTER			1	100%	1
Walgreens #5914		1			1
APPLECARE BRUNSWICK			1	100%	1
SOMA MEDICAL CENTER P.A. #4			1	100%	1
WVU MEDICINE - WESTON			1	100%	1
OPTUM MEDICAL CLINIC IN ROCKRIMMON			1	100%	1
Kroger 395 - The Little Clinic Blanchester		1			1
HEALTHCARE ASSOCIATES OF IRVING, LLP			1	100%	1
FLAGLER MEDICAL ASSOCIATES PA			1	100%	1
AUSTIN URGENT CARE			1	100%	1
KISSIMMEE HOME TRAINING		1			1
PAMC MICRO LAB			1	100%	1
Kroger 682 - The Little Clinic New Holland Market			1	100%	1
QUEST INC			1	100%	1
VIVEX/UMTB BIOMEDICAL			1	100%	1
BAYOU URGENT CARE			1	100%	1
ACCURATE HEALTH SERVICES CORP			1	100%	1
HELGEMO & LIOU PEDIATRICS			1	100%	1
PEDRO L ORTEGA MD PA			1	100%	1
THE LITTLE CLINIC LLC			1	100%	1
EDWARD HOSPITAL			1	100%	1
UHS BINGHAMTON GENERAL			1	100%	1
WINTER HAVEN DIALYSIS		1			1
PALM BEACH DIABETES AND ENDOCRINE SPECIALISTS, PA			1	100%	1
SAINT BARNABAS MEDICAL CENTER		1			1
EAST CORE LAB			1	100%	1
LEXINGTON HOSPITAL CORPORATION			1	100%	1
MODERN URGENT CARE			1	100%	1
Waddell Nursing & Rehab Center		1			1
NORTH FLORIDA CHILD DEVELOPMENT, INC			1	100%	1
HEALTHALLIANCE HOSPITAL LABORATORY		1			1
CVS CA8861POCT BUENA PARK		1			1
MEDEXPRESS URGENT CARE - PATRICK STREE			1	100%	1
CONWAY - SHERWOOD URGENT CARE			1	100%	1

COVID-19: testing by laboratory

Data through Mar 9, 2021 verified as of Mar 10, 2021 at 09:25 AM

Data in this report are provisional and subject to change.

The numbers in the table below represent the number of Florida and non-Florida residents for whom test results were received by the Department of Health. A person can be tested by more than one laboratory and can have both positive and negative results. **Therefore, the sum of the numbers in each column will be larger than the total number of people tested.**

Reporting lab	Inconclusive	Negative	Positive	Percent positive	Total
FLAGLER CARE CENTER			1	100%	1
SHAH			1	100%	1
Kroger 805 - The Little Clinic Lewis Center		1			1
HEALTH EXPRESS		1			1
GEORGE WASHINGTON UNIVERSITY HOSPITAL			1	100%	1
SSC NASHVILLE OPERATING CO LLC D/B/A		1			1
CHILDREN'S MEMORIAL HOSPITAL			1	100%	1
Imperial Healthcare Centre			1	100%	1
MOSAIC MEDICAL CENTER MARYVILLE			1	100%	1
Kroger 523 - The Little Clinic Dickson			1	100%	1
UPMC NORTHWEST HOSPITAL			1	100%	1
GEORGETOWN URGENT CARE			1	100%	1
MICROBIOLOGY DEPARTMENT			1	100%	1
HOLY CITY MED URGENT CARE			1	100%	1
CARE CONNECTIONS AT HOME LLC			1	100%	1
BAYSTATE REFERENCE LABORATORY			1	100%	1
MEMORIAL MEDICAL CENTER			1	100%	1
CVS TN5694POCT SODDY DAISY		1			1
CONVENIENT MEDICAL AND HEALTH SERVICES			1	100%	1
MORNINGSIDE NURSING AND REHABILITATION		1			1
FRONT PORCH PEDIATRICS PLLC			1	100%	1
EMERGENCY CARE SERVICES LAB AT JFK MEDICAL CENTER			1	100%	1
ACCESS HEALTH CARE PHYSICIANS, LLC		1			1
UNIVERSITY URGENT CARE			1	100%	1
SEASONS HOSPICE AND PALLIATIVE CARE OF			1	100%	1
ANSWERS RESOURCE FACILITY		1			1
PANCARE HEALTH - NORTHSIDE ELEMENTARY			1	100%	1
BAPTIST HEALTH SURGERY CENTER			1	100%	1
PEDIATRIC SPECIALTY CLINIC COLLIER			1	100%	1
MIAMI CEREBRAL PALSY RESIDENTIAL			1	100%	1
IZ MEDICAL		1			1
MINNESOTA DEPARTMENT OF HEALTH LABORATORY			1	100%	1
PATHLAB SERVICES			1	100%	1
CARENOW URGENT CARE – SPRING			1	100%	1
FAMILY PRACTICE ASSOCIATES		1			1
Oakmont of Katy Nursing and Rehabilitation		1			1
Abernethy Laurels		1			1
WELLSTAR COBB HOSPITAL			1	100%	1
ALAFAYA WOODS FAMILY MEDICAL CENTER		1			1
PCR DIAGNOSTICS			1	100%	1
SANTA MONICA CA-UCLA MC			1	100%	1
CHP COVID-19 (TX)			1	100%	1
CARECENTER PHARMACY, LLC		1			1
CVS PHARMACY INC DBA CVS/PHARMACY # 10600		1			1
UMMC MIDTOWN CAMPUS			1	100%	1
ADVENTHEALTH MEDICAL GROUP COMMUNITY MEDICINE			1	100%	1
HACKENSACK UNIVERSITY MEDICAL CENTER		1			1

COVID-19: testing by laboratory

Data through Mar 9, 2021 verified as of Mar 10, 2021 at 09:25 AM

Data in this report are provisional and subject to change.

The numbers in the table below represent the number of Florida and non-Florida residents for whom test results were received by the Department of Health. A person can be tested by more than one laboratory and can have both positive and negative results. **Therefore, the sum of the numbers in each column will be larger than the total number of people tested.**

Reporting lab	Inconclusive	Negative	Positive	Percent positive	Total
RM PHARMACY SERVICES INC		1			1
PENSACOLA PATHOLOGY		1			1
LANCASHIRE HALL NURSING AND REHABILITATION CENTER		1			1
Grand Junction VAMC		1			1
KINGWOOD EMERGENCY HOSPITAL			1	100%	1
CHILDRENS SPECIALIST PEDIATRIC PULMMOLOGY &			1	100%	1
DE TAR HOSPITAL			1	100%	1
ADVENTHEALTH MEDICAL GROUP OBSTETRICS			1	100%	1
COVENANT HEALTH		1			1
NORTH SHORE HEMATOLOGY-ONCOLOGY ASSOCIATES PC		1			1
ISLAND NURSING HOME			1	100%	1
Princeton Place			1	100%	1
OPTUM PRIMARY CARE			1	100%	1
Kroger 126 - The Little Clinic Cottonwood		1			1
EASTGENE LABORATORIES		1			1
RIVERSIDE COUNTY PUBLIC HEALTH LABORATORY			1	100%	1
NORTH PALM CHIDRENS PHYSICIANS			1	100%	1
Dugan Memorial Home		1			1
MERCY HEALTH			1	100%	1
SPEARE MEMORIAL HOSPITAL			1	100%	1
LAKE COMMUNITY ACTION AGENCY		1			1
Springdale Village		1			1
HENRICO DOCTOR'S LABORATORY			1	100%	1
IVAN, MAYA			1	100%	1
SOUTHWEST ORLANDO FAMILY MEDICINE, PL			1	100%	1
EILEEN TURBESSI MD PA		1			1
BRUNSWICK HEALTH AND REHABILITATION CE		1			1
PINNACLE DIALYSIS		1			1
LOUIS STOKES CLEVELAND VA MEDICAL CENTER			1	100%	1
NORTHWEST FLORIDA SPECIALTY PHYSICIANS LLC		1			1
CVS M05727POCT PLATTE CITY		1			1
PEDIATRIC PARTNERS OF ZEPHYRHILLS PA			1	100%	1
LABONE		1			1
PRISMA HEALTH TUOMEY LABORATORY			1	100%	1
SOLARIS HEALTHCARE PLANT CITY		1			1
MOUNT SINAI MEDICAL CENTER OF FLORIDA, INC			1	100%	1
VCU HEALTH SYSTEM AUTHORITY - MCV HOSPITALS			1	100%	1
Villages of St.Peters		1			1
TITUSVILLE REHABILITATION AND NURSING CENTER		1			1
PALM COAST DRAW STATION/AMERICAN HEALTH ASSOCIATES		1			1
MEDICAL CITY NORTH HILLS			1	100%	1
THEDACARE FAMILY MEDICINE GATEWAY			1	100%	1
WEST PALM BEACH PHARMACEUTICALS LLC			1	100%	1
CARENOW MIDTOWN			1	100%	1
USF PHYSICIANS GROUP			1	100%	1
PACE UNIVERSITY HEALTH CARE		1			1
HOME AIDE SVC OF EASTERN NY INC D/B/A		1			1

COVID-19: testing by laboratory

Data through Mar 9, 2021 verified as of Mar 10, 2021 at 09:25 AM

Data in this report are provisional and subject to change.

The numbers in the table below represent the number of Florida and non-Florida residents for whom test results were received by the Department of Health. A person can be tested by more than one laboratory and can have both positive and negative results. **Therefore, the sum of the numbers in each column will be larger than the total number of people tested.**

Reporting lab	Inconclusive	Negative	Positive	Percent positive	Total
HEARTLAND REGIONAL MEDICAL CENTER		1			1
1ST CHOICE URGENT CARE CENTER LLC			1	100%	1
ACCESS FAMILY CARE LLC			1	100%	1
GILBERT MEDICAL GROUP			1	100%	1
SOUTHEASTERN HEALTH FACILITES, INC		1			1
CHI ST VINCENT LITTLE ROCK DIAGNOSTIC CLINIC			1	100%	1
Bay View Nursing and Rehabilitation Center			1	100%	1
CAPSTONE REHABILITATION AND HEALTHCARE		1			1
ST CATHERINE HOSPITAL LABORATORY			1	100%	1
BIOMAT ORLANDO		1			1
Wildwood Healthcare		1			1
SOUTHWEST FLORIDA DIVISION LAB			1	100%	1
THE NEW JEWISH HOME		1			1
HAVASU REGIONAL MEDICAL CENTER			1	100%	1
AFFILIATED LABORATORIES INC			1	100%	1
MOUNT ST MARYS HOSPITAL OF NIAGARA FALLS			1	100%	1
CVS NV5286POCT HENDERSON		1			1
ACCESS MEDICAL GROUP OF TAMPA INC			1	100%	1
NF Escambia, LLC DBA Olive BranchHealth and Rehabilitaion Center			1	100%	1
ADVANCED CARDIOVASCULAR DIAGNOSTICS OF FL			1	100%	1
FLORIDA CLINICAL LABORATORY INC DBA			1	100%	1
PREMIER MOBILE HEALTH SERVICES, LLC			1	100%	1
OKLAHOMA BLOOD INSTITUTE			1	100%	1
SUPERKIDS PEDIATRICS			1	100%	1
WOODHILLS LABS			1	100%	1
Wetumpka Health and Rehab, LLC		1			1
HAWAII DEPARTMENT OF HEALTH LAB			1	100%	1
CAROMONT HEALTH			1	100%	1
BRIAN C GRINER MD LLC			1	100%	1
MEMORIAL HOSPITAL - BELLEVILLE			1	100%	1
Wexner Heritage House			1	100%	1
CVS IL2297144CV CHICAGO		1			1
VA Greater LA HCS-Santa Maria OPC			1	100%	1
WY RETIREMENT CENTER		1			1
HALIFAX HEALTH PRIMARY CARE			1	100%	1
TCPA CLINICAL LABORATORIES			1	100%	1
Kroger 682 - The Little Clinic Combs and Gantzel		1			1
Lenbrook		1			1
Shoreline Care Center			1	100%	1
BLACKBAG DIGITAL HEALTH LLC		1			1
SACRED HEART HEALTH SYSTEM- MIDWIFE PROGRAM			1	100%	1
NEVADA DEPARTMENT OF HEALTH AND HUMAN SERVICES			1	100%	1
Englewood Health Care Center		1			1
CENTRAL FLORIDA MEDICAL CARE			1	100%	1
STEWART MEDICAL GROUP INC			1	100%	1
FREDERICK MEMORIAL HOSPITAL			1	100%	1
SOUTH FLORIDA URGENT CARE CENTERS, LLC			1	100%	1

COVID-19: testing by laboratory

Data through Mar 9, 2021 verified as of Mar 10, 2021 at 09:25 AM

Data in this report are provisional and subject to change.

The numbers in the table below represent the number of Florida and non-Florida residents for whom test results were received by the Department of Health. A person can be tested by more than one laboratory and can have both positive and negative results. **Therefore, the sum of the numbers in each column will be larger than the total number of people tested.**

Reporting lab	Inconclusive	Negative	Positive	Percent positive	Total
TRADITIONAL MEDICINE CENTER			1	100%	1
J AND J VISTAKON EMPLOYEE HEALTH CENTER			1	100%	1
LAREDO EMERGENCY ROOM			1	100%	1
DEVANSH LAB WERKS		1			1
ALLIANCE LABORATORY SERVICES			1	100%	1
RAPID CITY REGIONAL HOSPITAL -579 ATTN. LABORATORY		1			1
CHAMBREL AT PINECASTLE			1	100%	1
GENOTOX LABORATORIES		1			1
SUMMER PLACE NURSING & REHABILITATION		1			1
SOUTH TEXAS HEALTH SYSTEM ER - WARE ROAD			1	100%	1
BRADENTON CONVENTION CENTER			1	100%	1
BROCK HUGHES MEDICAL CENTER			1	100%	1
PARK AVENUE DERMATOLOGY NORTH			1	100%	1
HOWELL BRANCH COURT			1	100%	1
BAXTER REGIONAL MEDICAL CENTER			1	100%	1
SPRINGBROOK HOSPITAL			1	100%	1
SAINT PETE MRI			1	100%	1
Ideal Senior Living Center		1			1
DEPT OF VA MEDICAL CENTER - MIAMI			1	100%	1
MEDTOWN PHARMACY			1	100%	1
NEW MILFORD HOSPITAL			1	100%	1
MAIN STREET PHARMACY OF MARCELLUS, INC		1			1
DW MCMILLAN MEMORIAL HOSPITAL LABORATORY			1	100%	1
ABSOLUTE QUICK CARE			1	100%	1
OCEAN MEDICAL CENTER		1			1
HIGHLAND PARK LAKEWOOD PRESTON HOLLOW			1	100%	1
COMMONWEALTH OF VIRGINIA DIVISION OF CONSOLIDATED LABORATORY SERVICES			1	100%	1
Senatobia Healthcare & Rehab		1			1
DR PHILLIPS CENTER FOR WELLNESS		1			1
RIVIERA BEACH HEALTH CENTER LAB			1	100%	1
CVS MA41POCT TAUNTON		1			1
MEDEXPRESS URGENT CARE-VINLAND SOUTH			1	100%	1
Medicalodges Neosho			1	100%	1
CORPUS CHRISTI MEDICAL CENTER			1	100%	1
SOUTHERN WINDS			1	100%	1
COUNTRYSIDE PEDIATRIC CARE PA			1	100%	1
PALOMAR MEDICAL CENTER			1	100%	1
CHRISTIANA HOSPITAL		1			1
Kroger 49 - The Little Clinic Wichita - 21st St.			1	100%	1
MIL LAKE HEALTHCARE CENTER INC PEDIATRICS			1	100%	1
BAPTIST HOSPITAL PRIMARY CARE GULF BREEZE			1	100%	1
LABTEST LLC LABTEST DIAGNOSTICS			1	100%	1
CVS OH3980POCT KENT		1			1
COLUMBIA CREST CARE & RAHAB		1			1
BAPTIST HEALTH EXPRESS CARE			1	100%	1
ENCOMPASS HEALTH REHABILITATION HOSPITAL OF MIAMI			1	100%	1
SHANNON MEDICAL CENTER			1	100%	1

COVID-19: testing by laboratory

Data through Mar 9, 2021 verified as of Mar 10, 2021 at 09:25 AM

Data in this report are provisional and subject to change.

The numbers in the table below represent the number of Florida and non-Florida residents for whom test results were received by the Department of Health. A person can be tested by more than one laboratory and can have both positive and negative results. **Therefore, the sum of the numbers in each column will be larger than the total number of people tested.**

Reporting lab	Inconclusive	Negative	Positive	Percent positive	Total
FAST PACE URGENT CARE			1	100%	1
RURAL/METRO MIDSOUTH, DEACONESS URGENT CARE CENTER		1			1
Shelbyville Manor		1			1
ASCENSION ST VINCENT'S - WESTSIDE			1	100%	1
CENTRAL FL INTERNAL MEDICINE ASSOCIATES LLC		1			1
KENDALL PEDIATRICS PARTNERS LLC			1	100%	1
HCA HOUSTON ER 24/7			1	100%	1
OHSU LABORATORY SERVICES		1			1
TREASURE COAST COMMUNITY HEALTH INC			1	100%	1
CVS TX7431POCT ROWLETT		1			1
LIBERTY URGENT CARE			1	100%	1
PREMIUM HOME HEALTH CARE INC			1	100%	1
CHC SOUTHWEST FLORIDA LAB-LIVE			1	100%	1
ABBOTT LABORATORIES - OCCUPATIONAL HEALTH SERVICES			1	100%	1
AHC Dyersburg		1			1
HIGHLANDS CLINICAL LABORATORY			1	100%	1
Louis Stokes Cleveland VA - Midtown Dialysis Center		1			1
PARTNERS IN PRIMARY CARE		1			1
WAYCROSS INTRTNAL MEDICINE			1	100%	1
SOWAL HEALTH & DRUG			1	100%	1
Northern Nevada State Veterans Home		1			1
LIBERTY HEALTH CENTER			1	100%	1
TRAVIS LEE THOMPSON MD			1	100%	1
FORT LOUDOUN PRIMARY CARE		1			1
Schoenbrunn Healthcare		1			1
Vibralfife of El Paso Rehabilitation Center			1	100%	1
ST.ELIZABETH HEALTH CENTER	1				1
EVENTIDE LUTHERAN HOME		1			1
SUTTER GOULD MEDICAL FOUNDATION			1	100%	1
KAISER PERMANENTE REGIONAL REFERENCE LABORATORY		1			1
GABRIELA GOLDSTEIN MD PA			1	100%	1
NORTH PALM BEACH DIALYSIS CENTER			1	100%	1
VALLEY HOSPITAL MEDICAL CENTER		1			1
NEW ERA HEALTH CENTER INC		1			1
CLEVELAND CLINIC AKRON GENERAL			1	100%	1
Kroger 353 - The Little Clinic Harpers Point		1			1
LARKIN COMMUNITY HOSPITAL PALM SPRINGS CAMPUS			1	100%	1
ELLIS HOSPITAL URGENT CARE CENTER LAB		1			1
SELF REGIONAL HEALTHCARE			1	100%	1
SPECTRUM LABORATORY			1	100%	1
WEST BOYNTON DIALYSIS			1	100%	1
THE TOLEDO HOSPITAL			1	100%	1
CTMD MEDICAL CENTER, PA			1	100%	1
SOUTHWESTERN STATE HOSPITAL LABORATORY			1	100%	1
Kroger 63 - The Little Clinic Glassford Hill Rd		1			1
Kroger 699 - The Little Clinic Smyrna		1			1

COVID-19: testing by laboratory

Data through Mar 9, 2021 verified as of Mar 10, 2021 at 09:25 AM

Data in this report are provisional and subject to change.

The numbers in the table below represent the number of Florida and non-Florida residents for whom test results were received by the Department of Health. A person can be tested by more than one laboratory and can have both positive and negative results. **Therefore, the sum of the numbers in each column will be larger than the total number of people tested.**

Reporting lab	Inconclusive	Negative	Positive	Percent positive	Total
TENNOVA ER - SANGO			1	100%	1
PINEBROOK CARE AND REHABILITATION CENTER□			1	100%	1
TITUSVILLE CENTER FOR SURGICAL EXCELLENCE LLC		1			1
Chateau Living Center			1	100%	1
Community Care Center of Heritage House, LLC			1	100%	1
Rehab Select of Talladega		1			1
STATE OF CALIFORNIA DOH SERVICES			1	100%	1
SIMPLY HEALTHCARE AND WELLNESS CLINIC, PC			1	100%	1
MORSELIFE HOME CARE INC			1	100%	1
FLORIDA KEYS PED AND ADOLES CTR			1	100%	1
GENESEE COUNTY HEALTH DEPARTMENT		1			1
MEDEXPRESS URGENT CARE - WESTFIELD, E MAIN ST			1	100%	1
Crowne Health Care of Greenville		1			1
SOUTHERN HILLS MEDICAL CENTER			1	100%	1
SCRIPTS PLUS INC DBA THE MEDICINE SHOP		1			1
BROOKDALE AVONDALE (BU 04360)			1	100%	1
COMMUNITY MEDICAL CARE			1	100%	1
IM&P WELLNES CENTER			1	100%	1
AMERICAN FAMILY CARE - SMYRNA			1	100%	1
Court House Center		1			1
Metairie Healthcare Center			1	100%	1
WINNIFRED ASSISTED LIVING FACILITY INC		1			1
TWIN			1	100%	1
MEDONE URGENT CARE			1	100%	1
HALIFAX HEALTH PRIMARY CARE ORMOND			1	100%	1
NEMOURS CHILDREN HOSPITAL			1	100%	1
AVERA ST. MARY'S HOSPITAL			1	100%	1
BAPTIST MEDICAL PLAZA AT WESTCHESTER			1	100%	1
AURORA MEDICAL CENTER-KENOSHA			1	100%	1
MED BAR LLC		1			1
BROADWAY HEALTH FLORIDA MEDICAL CLINIC URGENT CARE			1	100%	1
FHPG SURGICAL ASSOCIATES OF EAST PASCO			1	100%	1
CLARKSVILLE HEALTH SYSTEM			1	100%	1
BIOMERIEUX			1	100%	1
WASHINGTONVILLE PHARMACY INC		1			1
UUHC - REDSTONE HEALTH CENTER LABORATORY			1	100%	1
WAKULLA URGENT CARE & DIAGNOSTIC			1	100%	1
DILELLA			1	100%	1
SKYRIDGE CLINICAL ASSOCIATES		1			1
FLORIDA MEDICAL CLINIC PA GI			1	100%	1
NHC Chattanooga			1	100%	1
Lemont Nursing and Rehab Center			1	100%	1
ROSE HAVEN NURSING CENTER		1			1
VA ST LOUIS HEALTH CARE SYSTEM			1	100%	1
SUNCOAST RESEARCH GROUP LLC			1	100%	1
SIPERSTEIN DERMATOLOGY LLC			1	100%	1
HARMONY HEALTHCARE ORLANDO INC		1			1

COVID-19: testing by laboratory

Data through Mar 9, 2021 verified as of Mar 10, 2021 at 09:25 AM

Data in this report are provisional and subject to change.

The numbers in the table below represent the number of Florida and non-Florida residents for whom test results were received by the Department of Health. A person can be tested by more than one laboratory and can have both positive and negative results. **Therefore, the sum of the numbers in each column will be larger than the total number of people tested.**

Reporting lab	Inconclusive	Negative	Positive	Percent positive	Total
URGENT CARE CENTER OF PORT ORANGE LLC			1	100%	1
UF HEALTH THE VILLAGES			1	100%	1
MEDSTAR HEALTH URGENT CARE			1	100%	1
ENCOMPASS HEALTH HOME HEALTH		1			1
DAVITA DIALYSIS-NORTH			1	100%	1
AFTER HOURS CLINIC			1	100%	1
WMC HEALTH GROUP INC			1	100%	1
SMITH KLINE			1	100%	1
Kroger 500 - The Little Clinic Speedway		1			1
ANY LAB TEST NOW JACKSONVILLE		1			1
REELFOOT FAMILY WALK-IN CLINIC		1			1
HENRY FORD WEST BLOOMFIELD HOSPITAL			1	100%	1
PALM COTTAGE OPERATOR LLC			1	100%	1
CAN COMMUNITY HEALTH LLC		1			1
DERMDX, DIV OF AURORA DIAGNOSTICS/BERNHARDT LAB		1			1
HAMILTON CI MAIN UNIT ANNEX/ WORK CAMP			1	100%	1
CARENOW LAKE WORTH			1	100%	1
Diversicare of Smyrna		1			1
GIBSON AREA PRIMARY CARE			1	100%	1
URGENT CARE OF COASTAL GEORGIA			1	100%	1
Walgreens #11724		1			1
PALMETTO PRIMARY CARE PHYSICIANS			1	100%	1
RAYMOND F CARON MD			1	100%	1
CARENOW-MONTGOMERY			1	100%	1
Livingston County Center for Nursing and Rehabilitation		1			1
CVS OK6225POCT EDMOND		1			1
FLORIDA ADVANCED MEDICAL AND DERM AESTHETICS LLC			1	100%	1
Monument Health Strugis Care Center		1			1
Robinson Terrace Rehabilitation and Nursing Center		1			1
WESLEY MEDICAL CENTER			1	100%	1
WINCHESTER URGENT CARE, PC		1			1
AUTUMN CARE OF STATESVILLE, LLC		1			1
CROSS CREEK HEALTH CARE		1			1
PERRY COUNTY NURSING HOME		1			1
Kroger 541 - The Little Clinic Long Hollow Pike		1			1
PUBLIX PHARMACY #1114			1	100%	1
Brattleboro Crossings LLC dba Pine Heights at Brattleboro		1			1
ULTIMATE KIDNEY CARE			1	100%	1
MEADOWS PARK HEALTH AND REHABILITATION		1			1
Walgreens #9620		1			1
OMC PRIMARY CARE - HOSPITAL CAMPUS			1	100%	1
MED FIRST IMMEDIATE CARE AND FAMILY PRACTICE			1	100%	1
NORTHSIDE HOSPITAL DULUTH			1	100%	1
CVS MA957POCT WEST SPRINGFIELD		1			1
TMH REHABILITATION CENTER		1			1
AML DIAGNOSTICS- ADV TESTING IN METABOLIC MEDICINE			1	100%	1
RCP OF MEMORIAL WEST			1	100%	1

COVID-19: testing by laboratory

Data through Mar 9, 2021 verified as of Mar 10, 2021 at 09:25 AM

Data in this report are provisional and subject to change.

The numbers in the table below represent the number of Florida and non-Florida residents for whom test results were received by the Department of Health. A person can be tested by more than one laboratory and can have both positive and negative results. **Therefore, the sum of the numbers in each column will be larger than the total number of people tested.**

Reporting lab	Inconclusive	Negative	Positive	Percent positive	Total
WEST VIRGINIA UNIVERSITY HOSPITALS			1	100%	1
ICARE		1			1
SLIDELL MEMORIAL HOSPITAL			1	100%	1
EVEXIA DIAGNOSTICS			1	100%	1
Heartland Health Care Center Jacksonville			1	100%	1
RANDOLPH COUNTY HEALTH & REHABILITATIO		1			1
FAMILY MEDICAL CENTRE			1	100%	1
ABINGTON MEMORIAL HOSPITAL			1	100%	1
DAYTONA BEACH DIALYSIS			1	100%	1
MISSOURI DEPT. OF HEALTH			1	100%	1
FALKVILLE HEALTHCARE		1			1
SUMMIT DETOX INC			1	100%	1
ADVENTHEALTH PHYSICIAN GROUP - APPLEWOOD			1	100%	1
DOCTORS CARE - GREER		1			1
CITRONELLE HEALTH AND REHABILITATION CENTER		1			1
MEDICAL ASSOCIATES OF BREVARD LLC		1			1
UT HEALTH RIO GRANDE VALLEY PRIMARY CARE AT			1	100%	1
PEDRO MENENDEZ HEALTH CENTER AT ST JOHNS			1	100%	1
MEMORIALCARE LONG BEACH MEDICAL CENTER			1	100%	1
TEXAS HEALTH ARLINGTON MEMORIAL HOSPITAL			1	100%	1
ENCOMPASS HEALTH REHABILITATION			1	100%	1
TEXAS HEALTH ARLINGTON MEMORIAL		1			1
AURORA HEALTH CARE METRO INC			1	100%	1
NATION'S BEST CARE HOME HEALTH			1	100%	1
AL MANI HEALTH INSTUTUTE		1			1
OMAHA VA MEDICAL CENTER			1	100%	1
ELKHART GENERAL HOSPITAL			1	100%	1
CVS CA9103POCT ESCONDIDO		1			1
STEPHENS COUNTY HOSPITAL			1	100%	1
UMASS MEMORIAL MEDICAL CENTER, INC		1			1
BETHESDA ON TURKEY CREEK			1	100%	1
CROZER-CHESTER MEDICAL CENTER			1	100%	1
Avera Sr. James Care Center		1			1
CHOTA COMMUNITY HEALTH SERVICES		1			1
COLER REHABILITATION AND NURSING CARE		1			1
LIFELINK TRANSPLANT INSTITUTE LAB			1	100%	1
SOMA MEDICAL CENTER PA #3 PALOMINO			1	100%	1
FLORIDA CLINICAL RESEARCH CENTER, LLC			1	100%	1
WEST COAST CLINICAL LABS INC			1	100%	1
FAIRVIEW SOUTHDAL			1	100%	1
HHCS PHARMACY INC			1	100%	1
NAVARRO MEDICAL CENTERS LLC			1	100%	1
DR JAMES D FORBES FAMILY CARE CENTER			1	100%	1
ACCOMPLISHED HOME CARE		1			1
HOUSTON DEPARTMENT OF HEALTH AND HUMAN SERVICES			1	100%	1
AUGUSTA HEALTH CLINICAL LABORATORY			1	100%	1
CONCENTRA - TAMPA EAST		1			1

COVID-19: testing by laboratory

Data through Mar 9, 2021 verified as of Mar 10, 2021 at 09:25 AM

Data in this report are provisional and subject to change.

The numbers in the table below represent the number of Florida and non-Florida residents for whom test results were received by the Department of Health. A person can be tested by more than one laboratory and can have both positive and negative results. **Therefore, the sum of the numbers in each column will be larger than the total number of people tested.**

Reporting lab	Inconclusive	Negative	Positive	Percent positive	Total
Kroger 83 - The Little Clinic Rock Road		1			1
NASON HOSPITAL			1	100%	1
CHRISTUS GOOD SHEPHERD MEDICAL CENTER			1	100%	1
Integrity Healthcare of Carbondale			1	100%	1
ST. LUKE'S HOSPITAL			1	100%	1
FLORIDA HEALTH CARE MEDICAL GROUP		1			1
MANCHESTER COMMONS		1			1
MEDEXPRESS URGENT CARE, MOSSIDE		1			1
SC-GA2018 MCCORMICK REHAB & HEALTHCARE		1			1
HORIZON MEDICAL CENTER			1	100%	1
BAPTIST HEALTH SURGERY CENTER AT NORTHPOINT			1	100%	1
MADISON AT OVIEDO			1	100%	1
PIONEER CLINICAL RESEARCH LLC			1	100%	1
JACKSONVILLE PEDIATRICS			1	100%	1
SWIFTCARE URGENT CARE, PLLC			1	100%	1
LabCorp of America			1	100%	1
BAYLOR SCOTT & WHITE MEDICAL SURGICAL CLINIC			1	100%	1
JOHNSON & JOHNSON VISION CARE-VISTAKON			1	100%	1
ORLANDO PHYSICIAN NETWORK		1			1
BAPTIST ASI			1	100%	1
MEDEXPRESS URGENT CARE - HADLEY		1			1
CLEVELAND CLINIC OHIO LABORATORIES			1	100%	1
Bethany Manor		1			1
TRIDENT ANTI AGING LLC			1	100%	1
A.G. Rhodes		1			1
ST LUKES SURGICAL AT THE VILLAGES INC			1	100%	1
HAWKEYE CARE CENTER DUBUQUE		1			1
ORMOND MEDICAL ARTS FAMILY PRACTICE PL			1	100%	1
ORLANDO HEALTH PHYSICIAN GROUP INC			1	100%	1
MEDICAL CITY DENTON			1	100%	1
Southwest Louisiana Veterans Home			1	100%	1
Kroger 705 - The Little Clinic Richmond		1			1
LAKEVIEW REGIONAL HOSPITAL			1	100%	1
CARESPOT - LEE VISTA			1	100%	1
ALLIANCE MD DIRECT PRIMARY CARE			1	100%	1
CATHEDRAL GERONTOLOGY CENTER DBA CATHEDRAL CARES			1	100%	1
THE EMORY CLINIC			1	100%	1
LCMC LAB SUBSECTION		1			1
KID FIXERS		1			1
SYNERGENE LABORATORY			1	100%	1
COURTLAND TERRACE		1			1
TAYLOR COUNTY HEALTH DEPARTMENT			1	100%	1
HIBISCUS COURT			1	100%	1
VETERANS AFFAIRS MEDICAL CENTER - EAST ORANGE			1	100%	1
Walgreens #12153		1			1
MERITER LABORATORIES			1	100%	1
ACCESS 365 URGENT CARE LLC			1	100%	1

COVID-19: testing by laboratory

Data through Mar 9, 2021 verified as of Mar 10, 2021 at 09:25 AM

Data in this report are provisional and subject to change.

The numbers in the table below represent the number of Florida and non-Florida residents for whom test results were received by the Department of Health. A person can be tested by more than one laboratory and can have both positive and negative results. **Therefore, the sum of the numbers in each column will be larger than the total number of people tested.**

Reporting lab	Inconclusive	Negative	Positive	Percent positive	Total
DOCTORS CHOICE HOME CARE INC			1	100%	1
LabCorp L#09258295 M#09258285			1	100%	1
BAPTIST HOSPITAL LABORATORY			1	100%	1
CONTINENTAL HOME HEALTH CARE INC			1	100%	1
MISSISSIPPI VALLEY REGIONAL BLOOD CENTER			1	100%	1
Manor Care Health Care Services - Williamsport North		1			1
TFH HOME HEALTH INC			1	100%	1
Kroger 753 - The Little Clinic Goss Avenue		1			1
MISSION HOSPITAL			1	100%	1
ALLEGANY COUNTY DEPARTMENT OF HEALTH		1			1
Hillside Manor Rehabilitation and Extended Care Center		1			1
AURORA CONSOLIDATED LABORATORY			1	100%	1
Allen Health and Rehabilitation		1			1
The Center at Centennial			1	100%	1
Monument Health Custer Care Center		1			1
MEDICAL CENTER			1	100%	1
WILLOW DALE WELLNESS VILLAGE APARTMENT		1			1
ANY LAB TEST FAST CORP			1	100%	1
CVS IN6608POCT NEW PALESTINE			1	100%	1
Lutheran Community at Telford		1			1
CVS NC7051POCT WAKE FOREST		1			1
Kroger 397 - The Little Clinic Frankfort East		1			1
Kroger 419 - The Little Clinic Farmington/Exeter		1			1
Memorial Health Care Center			1	100%	1
Bethel Lutheran Nursing & Rehabilitation Center		1			1
LIMA MEMORIAL HOSPITAL			1	100%	1
REFERENCE LABORATORY			1	100%	1
CONCENTRA - OCALA		1			1
HOLLAND COMMUNITY HOSPITAL		1			1
ACUPATH LABORATORIES INC			1	100%	1
COLLIER BLVD HMA PHYSICIANS MANAGEMENT LLC			1	100%	1
Rio Grande City Nursing and Rehab Center			1	100%	1
DIGESTIVE DISEASE CARE PC		1			1
Lynwood		1			1
NEW SMYRNA BEACH AMBULATORY CARE CTR			1	100%	1
Crowne Place Assisted Living		1			1
MONMOUTH MEDICALC ENTER		1			1
SANITAS RESEARCH LLC			1	100%	1
GOSHEN HOSPITAL			1	100%	1
DISCOVERY AT HOME, LLC			1	100%	1
CARBON HEALTH			1	100%	1
CRUSADER COMMUNITY HEALTH			1	100%	1
BRADENTON DIALYSIS			1	100%	1
CVS MA137POCT QUINCY		1			1
KATHY L ANDERSON DO PA			1	100%	1
LEGACY AT HIGHWOODS PRESERVE		1			1
NEW ERA COMMUNITY HEALTH CENTER LLC		1			1

COVID-19: testing by laboratory

Data through Mar 9, 2021 verified as of Mar 10, 2021 at 09:25 AM

Data in this report are provisional and subject to change.

The numbers in the table below represent the number of Florida and non-Florida residents for whom test results were received by the Department of Health. A person can be tested by more than one laboratory and can have both positive and negative results. **Therefore, the sum of the numbers in each column will be larger than the total number of people tested.**

Reporting lab	Inconclusive	Negative	Positive	Percent positive	Total
HEALTH ALLIANCE			1	100%	1
MEDICAL SPECIALISTS OF THE PALM BEACHES INC			1	100%	1
ST VINCENT'S AMBULATORY CARE INC			1	100%	1
BHS PHYSICIAN NETWORK			1	100%	1
PM PEDIATRICS OF BAYSIDE PLLC - BELLER		1			1
FAYETTE MEDICAL CENTER LAB		1			1
WALGREEN#12147		1			1
PULMONARY, CRITICAL CARE AND SLEEP DISORDERS INSTITUTE OF SOUTH FLORID			1	100%	1
TREASURE COAST PRIMARY CARE		1			1
MORGAN STANELY HEALTH CENTER		1			1
Hearthstone Nursing and Rehabilitation Center		1			1
QUALITY CLINICAL LAB LLC			1	100%	1
CAREWELL URGENT CARE FITCHBURG			1	100%	1
PROVIDENCE ST PETER HOSPITAL		1			1
OCALA REGIONAL DIALYSIS- NORTH			1	100%	1
MED-LAKE LABORATORY			1	100%	1
WYOMING COUNTY DEPARTMENT OF HEALTH		1			1
EMERSON HOSPITAL LABORATORY			1	100%	1
Arbors at Marietta		1			1
PRIORITY CARE LLC			1	100%	1
KNOX COMMUNITY HOSPITAL			1	100%	1
ANMED HEALTH MEDICAL CENTER			1	100%	1
MARINA DEL REY HOSPITAL LAB			1	100%	1
OCEANVIEW NURSING AND REHABILITAION CENTER			1	100%	1
Ramsey Village		1			1
Heritage Health of Peru			1	100%	1
WILLOWBROOKE COURT AT MATTHEWS GLEN		1			1
BETHESDA HOSPITAL			1	100%	1
Kroger 368 - The Little Clinic Frankfort West		1			1
ALLIED PHYSICIANS GROUP		1			1
PLEASANT RIDGE MANOR WEST		1			1
USC VERDUGO HILLS HOSPITAL			1	100%	1
PPD CLINICAL RESEARCH UNIT			1	100%	1
IRA FIALKO DO			1	100%	1
SPINE & PAIN CONSULTANT PLLC		1			1
NORTH FL SOUTH GA HCS-LAKE CITY			1	100%	1
Victory Health and Rehabilitation			1	100%	1
BLANCHARD VALLEY HOSPITAL LABORATORY			1	100%	1
GARDEN VIEW CARE CENTER		1			1
EXPRESS WALK IN MEDICAL CENTER			1	100%	1
CENTRAL JERSEY URGENT CARE OF GREEN BR		1			1
BOCA CIEGA CENTER			1	100%	1
PATHOLOGY		1			1
MAYO MEDICAL LABORATORIES			1	100%	1
KINGWOOD EMERGENCY CENTER			1	100%	1
SYCAMORE MEDICAL CENTER-KETTERING HEALTH NETWORK			1	100%	1
ORANGE PEDIATRICS PA			1	100%	1

COVID-19: testing by laboratory

Data through Mar 9, 2021 verified as of Mar 10, 2021 at 09:25 AM

Data in this report are provisional and subject to change.

The numbers in the table below represent the number of Florida and non-Florida residents for whom test results were received by the Department of Health. A person can be tested by more than one laboratory and can have both positive and negative results. **Therefore, the sum of the numbers in each column will be larger than the total number of people tested.**

Reporting lab	Inconclusive	Negative	Positive	Percent positive	Total
Fairview			1	100%	1
BSA PHYSICIANS GROUP, INC D/B/A BSA FAMILY MEDICAL			1	100%	1
VILLAGES HEALTH SYSTEM, LLC, THE			1	100%	1
The Evangelical Lutheran Good Samaritan Society Prescott Village		1			1
Kroger 970 - The Little Clinic Westfield			1	100%	1
CVS OH3306POCT AKRON		1			1
MIDWAY SPECIALTY CARE CENTER INC		1			1
SOUTHEAST MISSOURI HOSPITAL		1			1
COX HEALTH SOUTH LAB			1	100%	1
Kingston Care Center of Fort Wayne		1			1
DIXIE REGIONAL MEDICAL CENTER			1	100%	1
MDS PHARMA SERVICES		1			1
FLORIDA HOSPITAL LAB			1	100%	1
Florida Baptist Retirement Center		1			1
LAKE LURE HEALTH CENTER			1	100%	1
SANTA BARABARA ALF LLC (THE WINDSOR)			1	100%	1
STERLING HOUSE OF PORT ORANGE		1			1
CVS AZ9277POCT TUCSON		1			1
MINUTECLINIC DIAG OF IND, LLC #4368		1			1
Chestnut Ridge Nursing & Rehab		1			1
Pinnacle Assisted Living			1	100%	1
Carrollton Manor Inc		1			1
CURELOGICS WOUND CARE & HYPERBARIC CENTER		1			1
BETHESDA HOSPITAL EAST BLOOD GAS LAB			1	100%	1
COMMUNITY			1	100%	1
CVS NE2741POCT LA VISTA		1			1
SOUTHWEST REGIONAL PCR LABORATORY			1	100%	1
Sherwood Oaks Health Center			1	100%	1
Walgreens #3661		1			1
Cottage of the Shoals		1			1
ARISTACARE AT MANCHESTER		1			1
WALGREENS #15369		1			1
MOUNT SINAI MEDICAL CENTER AVENTURA ER			1	100%	1
IMMY LABS			1	100%	1
BOULDER COMMUNITY HOSPITAL			1	100%	1
CVS AZ7075POCT CHANDLER		1			1
THE CHRIST HOSPITAL			1	100%	1
JMJ FAMILY PRACTICE			1	100%	1
INHEALTH LIFE SCIENCES LLC			1	100%	1
GARDENS PEDIATRICS LAB			1	100%	1
SANTA CLARA VALLEY MEDICAL CENTER			1	100%	1
MEDEXPRESS-DOVER		1			1
KIDSVILLE PEDIATRICS III PA			1	100%	1
MEDCOR, INC			1	100%	1
PARK AVENUE PEDIATRICS PC		1			1
BL DIAGNOSTICS LLC			1	100%	1
WILSON FAMILY MEDICINE LLC		1			1

COVID-19: testing by laboratory

Data through Mar 9, 2021 verified as of Mar 10, 2021 at 09:25 AM

Data in this report are provisional and subject to change.

The numbers in the table below represent the number of Florida and non-Florida residents for whom test results were received by the Department of Health. A person can be tested by more than one laboratory and can have both positive and negative results. **Therefore, the sum of the numbers in each column will be larger than the total number of people tested.**

Reporting lab	Inconclusive	Negative	Positive	Percent positive	Total
Kroger 086 - The Little Clinic Broomfield-Sheridan		1			1
MINUTECLINIC DIAGNOSTIC OF NH, LLC (CL		1			1
BLOOD SYSTEMS LABORATORIES			1	100%	1
Signature Healthcare of Georgetown		1			1
LEELANAU OPCO, LLC		1			1
FRESENIUS SOUTH FORT MYERS		1			1
ADVENTHEALTH MEDICAL GROUP FAMILY AND INTERNAL			1	100%	1
MINUTECLINIC, LLC #07876			1	100%	1
COVE AT THE MARBELLA,THE			1	100%	1
STUDENT HEALTH CENTER			1	100%	1
BAPTIST EMERGENCY HOSPITAL - KELLY			1	100%	1
NORTHEAST BAPTIST HOSPITAL			1	100%	1
Kroger 894 - The Little Clinic NEC		1			1
ST ANTHONY'S PINELLAS CARE CLINIC			1	100%	1
Parkview Care Center			1	100%	1
WALGREENS #10308		1			1
METRO HEALTH HOSPITAL LABORATORY		1			1
INDIAN RIDGE		1			1
THE LITTLE CLINIC, LLC			1	100%	1
ST. VINCENT HOSPITAL			1	100%	1
Kroger 670 - The Little Clinic Powell		1			1
BOCA GENERAL AND FAMILY MEDICINE		1			1
MEDEXPRESS URGENT CARE, EDWARDSVILLE		1			1
NEW HORIZON PRIMARY CARE LLC			1	100%	1
GATEWAY FAMILY HEALTH CLINIC			1	100%	1
PORTAGE MEDICAL CENTER			1	100%	1
COASTAL ER IX, PHYSICIANS PREMIER			1	100%	1
SACRED HEART MEDICAL CENTER			1	100%	1
ELKTON TRANSITIONAL CARE CENTER		1			1
UNIVERISTY HOSPITAL			1	100%	1
TLC MEDICAL			1	100%	1
DIAGNOSTIC GROUP INTEGRATED HEALTHCARE			1	100%	1
HILLSBORO MEDICAL CENTER MAIN LABORATO		1			1
Kroger 683 - The Little Clinic Foothills Plaza		1			1
Seal Rock Healthcare		1			1
Pontotoc Health and Rehab		1			1
NEVADA RURAL HOUSING AUTHORITY			1	100%	1
CENTRAL FLORIDA ADULT MEDICINE		1			1
MEDSTAR URGENT CARE, LLC			1	100%	1
SAINT JOSEPH'S HOSPITAL AND MEDICAL CENTER		1			1
KENT		1			1
BAYCARE OUTREACH LAB AT NEW TAMPA			1	100%	1
TITUS REGIONAL MEDICAL CENTER			1	100%	1
CVS MA507POCT LEOMINSTER			1	100%	1
MERRILL GARDENS AT CHAMPIONSGATE			1	100%	1
ADVENTHEALTH MEDICAL GROUP SENIOR HEALTH AT			1	100%	1
HEALTHCARE AND REHAB OF SANFORD			1	100%	1

COVID-19: testing by laboratory

Data through Mar 9, 2021 verified as of Mar 10, 2021 at 09:25 AM

Data in this report are provisional and subject to change.

The numbers in the table below represent the number of Florida and non-Florida residents for whom test results were received by the Department of Health. A person can be tested by more than one laboratory and can have both positive and negative results. **Therefore, the sum of the numbers in each column will be larger than the total number of people tested.**

Reporting lab	Inconclusive	Negative	Positive	Percent positive	Total
FASTMED URGENT CARE			1	100%	1
The Pines at Poughkeepsie Center for Nursing and Rehabilitation		1			1
CARESOUTH HHA HOLDINGS OF THE TREASURE COAST LLC			1	100%	1
AFC URGENT CARE GUNBARREL			1	100%	1
Kroger 433 - The Little Clinic Atoka		1			1
SUNSHINE PEDIATRICS OF LUTz			1	100%	1
TOMAH VAMC			1	100%	1
MEDEXPRESS URGENT CARE - WAYNESBURG		1			1
Newton Wellesley Center for Alzheimer's Care		1			1
TRAFALGAR DIALYSIS			1	100%	1
SKR MEDICAL ADVISORS		1			1
NORTHSIDE FAMILY MEDICINE		1			1
NORTH FLORIDA FAMILY MEDICINE			1	100%	1
CVS MA2600POCT WEYMOUTH			1	100%	1
CORNERSTONE OF RECOVERY INC		1			1
MARYLAND DEPARTMENT OF HEALTH AND MENTAL HYGIENE-LABORATORIES			1	100%	1
ST JOHNS PEDIATRICS PA		1			1
OAKWOOD HOSPITAL - SOUTHSORE			1	100%	1
LIFEGUARD AMBULANCE SERVICE LLC - BAY COUNTY			1	100%	1
BORINQUEN HEALTH CENTER			1	100%	1
SHAMRA MEDICAL LABORATORY			1	100%	1
Valley View Health and Rehabilitation, LLC		1			1
SKY RIDGE MEDICAL CENTER - MICRO			1	100%	1
FIU HEALTH CARE CENTER			1	100%	1
TRIHEALTH			1	100%	1
RED BUG LAKE ROAD OVIEDO COVID			1	100%	1
Spring Gate Rehab and Healthcare Center		1			1
CENTRAL CAROLINA HOSPITAL			1	100%	1
Walgreens #10851		1			1
NEW YORK UNIVERSITY MEDICAL CENTER			1	100%	1
WESTCOAST FAMILY PRACTICE		1			1
PCG MOLECULAR			1	100%	1
BROOKDALE FORT WALTON BEACH			1	100%	1
Salem Hills Rehabilitation and Nursing Center		1			1
2504-HOMEWOOD		1			1
LYSTER MAIN LAB, FT RUCKER		1			1
SPRING VALLEY HOSPITAL MEDICAL CENTER			1	100%	1
MEDICAL ASSOCIATES OF PINELLAS - LAB			1	100%	1
BELLMORE PEDIATRICS		1			1
BETHESDA DIALYSIS			1	100%	1
Greencroft Goshen		1			1
LAS PALMAS MEDICAL CENTER			1	100%	1
UNIVERSITY OF VERMONT MEDICAL CENTER			1	100%	1
RENOWN REGIONAL MEDICAL CENTER			1	100%	1
Kroger 367 - The Little Clinic Walton		1			1
LABTECH DIAGNOSTICS			1	100%	1
CVS NC7057POCT SHELBY		1			1

COVID-19: testing by laboratory

Data through Mar 9, 2021 verified as of Mar 10, 2021 at 09:25 AM

Data in this report are provisional and subject to change.

The numbers in the table below represent the number of Florida and non-Florida residents for whom test results were received by the Department of Health. A person can be tested by more than one laboratory and can have both positive and negative results. **Therefore, the sum of the numbers in each column will be larger than the total number of people tested.**

Reporting lab	Inconclusive	Negative	Positive	Percent positive	Total
WEILL CORNELL MEDICAL ASSOCIATES - EAST SIDE		1			1
VELOCITY URGENT CARE - LITTLE CREEK			1	100%	1
ALLIED PEDIATRICS & FAMILY MEDICINE			1	100%	1
MARTIN HEALTH PHYSICIAN GROUP			1	100%	1
FLORIDA EPIDEMIOLOGY PROGRAM			1	100%	1
CHILDREN'S NATIONAL MEDICAL CENTER			1	100%	1
MEDICAL ASSOCIATES OF THE SHOALS		1			1
Fairhaven Retirement Community		1			1
HABANA HEALTH CARE CENTER			1	100%	1
GOOD PEDIATRICS			1	100%	1
JACKSONVILLE HEALTH & REHAB		1			1
White Oak Manor - Rock Hill		1			1
GATEWAY LABORATORIES		1			1
CVS NM7242POCT ALBUQUERQUE		1			1
TRUCARE LIVING CENTERS - SELMA			1	100%	1
CUSTOM SCRIPTS PHARMACY		1			1
Rockcastle Health and Rehab		1			1
Troy Center for Rehabilitation & Nursing		1			1
Autumn Care of Suffolk		1			1
WAYNE COUNTY PUBLIC HEALTH		1			1
A G RHODES HOME AT WESLEY WOODS		1			1
DEL PRADO MEDICAL CENTER, INC		1			1
Kroger 006 - The Little Clinic Uintah Gardens		1			1
SANFORD HOME		1			1
SUNCOAST BEHAVIORAL HEALTH CENTER			1	100%	1
ST. PETERSBURG PEDIATRICS-SEMINOLE			1	100%	1
LAKE REGIONAL HEALTH			1	100%	1
The Carrington		1			1
KROGER 785 - THE LITTLE CLINIC DIXIE HWY		1			1
SPECIALTY DRUG TESTING			1	100%	1
AMERICAN FAMILY CARE URGENT CARE		1			1
TARRANT MEDICAL ASSOCIATES			1	100%	1
AAA MEDICAL TESTING			1	100%	1
FAMILY MEDICAL CLINIC KENDALL LLC			1	100%	1
STAMFORD HOSPITAL			1	100%	1
SYNERGY DIALYSIS INC			1	100%	1
SMITH			1	100%	1
CVS NV5942POCT LAS VEGAS		1			1
FAIRVIEW HOSPITAL			1	100%	1
PEDIATRIC ASSOCIATES - DORAL			1	100%	1
EMPLOYEE WELLNESS PA			1	100%	1
AMERICAN LAB LLC		1			1
RELIANCE HOME HEALTH CARE INC		1			1
RABI SINHA, MD		1			1
Community Compassion Center of Batesville			1	100%	1
SHANDSCAIR FLIGHT PROGRAM			1	100%	1
HOLSTON MEDICAL GROUP		1			1

COVID-19: testing by laboratory

Data through Mar 9, 2021 verified as of Mar 10, 2021 at 09:25 AM

Data in this report are provisional and subject to change.

The numbers in the table below represent the number of Florida and non-Florida residents for whom test results were received by the Department of Health. A person can be tested by more than one laboratory and can have both positive and negative results. **Therefore, the sum of the numbers in each column will be larger than the total number of people tested.**

Reporting lab	Inconclusive	Negative	Positive	Percent positive	Total
CLUB HEALTH AND REHABILITATION CENTER, THE		1			1
MEDEXPRESS URGENT CARE-MEADVILLE			1	100%	1
FELD ENTERTAINMENT			1	100%	1
BEAUMONT HOSPITAL, GROSSE POINTE			1	100%	1
Falmouth By The Sea			1	100%	1
ADVANCED URGENT CARE PLLC		1			1
MID FLORIDA BIOLOGICALS			1	100%	1
New York Harbor Harbor HCS - Brooklyn Campus		1			1
ARNOLD PALMER HOSPITAL LAB POCT		1			1
QC LABORATORY			1	100%	1
GREYSTONE HOME HEALTH OF GREATER ORLANDO LLC		1			1
BASCOM PALMER-MICRO LAB			1	100%	1
Signature Healthcare of Fort Wayne		1			1
FAMILY PHYSICIANS OF WINTER PARK, INC			1	100%	1
NULL			1	100%	1
Kroger 838 - The Little Clinic Fairborn		1			1
MARYWOOD NURSING CARE CENTER		1			1
Brakeley Park Center		1			1
RIVERSIDE MEDICAL CENTER		1			1
FLAGLER PROFESSIONAL HEALTH CARE SERVICES INC		1			1
Heartland of Perrysburg		1			1
AMERICAN DRUG TESTING LAB LLC			1	100%	1
ST JOHN'S MEDICAL CENTER, TETON VILLAGE			1	100%	1
STEWART FLORIDA ALF, INC			1	100%	1
EVENING PEDIATRICS INC			1	100%	1
BRONSON METHODIST HOSPITAL			1	100%	1
BMC MAYPORT			1	100%	1
BLUFFTON HEALTH CENTER			1	100%	1
Kroger 410 - The Little Clinic Trinity		1			1
BROOKSHIRE, THE			1	100%	1
INDIANA STATE DEPARTMENT OF HEALTH CLINIC MICROBIOLOGY		1			1
Redwood Springs Healthcare			1	100%	1
441 URGENT CARE CENTER - BROWNWOOD			1	100%	1
METROWEST MEDICAL CENTER - FRAMINGHAM			1	100%	1
C A R E S		1			1
SANFORD LABORATORIES WATERTOWN			1	100%	1
PT&J REHAB LLC		1			1
CVS NC2749POCT CONCORD		1			1
UT HEALTH RGV CLINICAL LABORATORY			1	100%	1
DOCTOR TODAY URGENT CARE			1	100%	1
THE HEART HOSPITAL BAYLOR PLANO			1	100%	1
MEDEXPRESS URGENT CARE - CABOT			1	100%	1
VA OPTOMETRY CLINIC			1	100%	1
Sage Bluff Health & Rehabilitation Center		1			1
HUMC		1			1
EASTSIDE URGENT CARE			1	100%	1
Florence Nursing and Rehabilitation Center		1			1

COVID-19: testing by laboratory

Data through Mar 9, 2021 verified as of Mar 10, 2021 at 09:25 AM

Data in this report are provisional and subject to change.

The numbers in the table below represent the number of Florida and non-Florida residents for whom test results were received by the Department of Health. A person can be tested by more than one laboratory and can have both positive and negative results. **Therefore, the sum of the numbers in each column will be larger than the total number of people tested.**

Reporting lab	Inconclusive	Negative	Positive	Percent positive	Total
MEDCOR CORPORATE CLINIC			1	100%	1
CVS CT692POCT NORTH HAVEN		1			1
SIGNATURE CARE COLLEGE STATION			1	100%	1
MISSION HOSPITAL – MEMORIAL CAMPUS			1	100%	1
BAYSHORE DIALYSIS			1	100%	1
Elm Crest Senior Living Community		1			1
KIOSK MEDICINE OF KENTUCKY LLC		1			1
CONCORDIA MANOR			1	100%	1
TRUMAN MEDICAL CENTER - HOSPITAL HILL			1	100%	1
ALPHA CLINICAL LABORATORY CORP.			1	100%	1
Kroger 444 - The Little Clinic Dent		1			1
SIGNATURE CARE MEMORIAL CITY			1	100%	1
CACERES SPECIALIZED GYNECOLOGY		1			1
CVS SC2250POCT COLUMBIA		1			1
Kroger 524 - The Little Clinic Iron Bridge Road		1			1
Kroger 698 - The Little Clinic 14th Street/Bell		1			1
NORWALK HOSPITAL			1	100%	1
PREMIER HEALTH CARE INC			1	100%	1
WINDMOOR HEALTHCARE			1	100%	1
CVS GA5622POCT DALLAS		1			1
JP MORGAN CHASE HEALTH SERVICES			1	100%	1
Village Green Health & Rehabilitation		1			1
ASSOCIATES MD MEDICAL GROUP INC			1	100%	1
HARDIN HEALTH INC		1			1
MOUNT SINAI MEDICAL CENTER HIALEAH			1	100%	1
DONALSONVILLE HOSPITAL			1	100%	1
SEWALLS POINT PHARMACY INC			1	100%	1
CVS OH3329POCT LAKEWOOD		1			1
PEDIATRIC PARTNERS			1	100%	1
WOOD COUNTY HEALTH DEPARTMENT			1	100%	1
UNIVERSITY OF SOUTH FLORIDA			1	100%	1
MT SINA1 HOSPICE			1	100%	1
HENRY FORD HOSPITAL			1	100%	1
BAYMEADOWS PEDIATRIC CARE		1			1
TARRYTOWN PHARMACY			1	100%	1
1ST MED DOTHAN			1	100%	1
CVS PA10825POCT PLYMOUTH MEETING		1			1
YOUR HEALTH PEDIATRICS INC			1	100%	1
UPS			1	100%	1
KANA MEDICAL			1	100%	1
DOCTORS MEMORIAL HOSP HOME HEALTH CARE		1			1
COSTCO PHARMACY #1023			1	100%	1
Garden Villa Bedford		1			1
ONPOINT URGENT CARE			1	100%	1
ELITE MEDICAL LABORATORY SOLUTIONS LLC			1	100%	1
15 TO KNOW			1	100%	1
Broomall Manor		1			1

COVID-19: testing by laboratory

Data through Mar 9, 2021 verified as of Mar 10, 2021 at 09:25 AM

Data in this report are provisional and subject to change.

The numbers in the table below represent the number of Florida and non-Florida residents for whom test results were received by the Department of Health. A person can be tested by more than one laboratory and can have both positive and negative results. **Therefore, the sum of the numbers in each column will be larger than the total number of people tested.**

Reporting lab	Inconclusive	Negative	Positive	Percent positive	Total
WALGREENS #15291		1			1
LAB PLUS, LLC AT ASCENSION SAINT THOMA		1			1
MOSOLF PEDIATRICS PA			1	100%	1
MEDRITE MEDICAL CARE PC		1			1
ST JOHNS MEDICAL CENTER		1			1
FAIRFIELD MEDICAL CENTER			1	100%	1
CVS IN6555POCT BROWNSBURG		1			1
Glen Oaks Health and REhabilitation		1			1
Country View of Sunbury			1	100%	1
ManorCare Yeadon		1			1
QLABS			1	100%	1
SACRED HEART HOSPITAL NURSING			1	100%	1
GREATER TAMPA AT HOME			1	100%	1
CALIFORNIA PUBLIC HEALTH LABORATORY			1	100%	1
MANOR CARE OF DELRAY BEACH FL LLC		1			1
HILTON HEAD HOSPITAL/INPATIENT			1	100%	1
OXY-GENLAB			1	100%	1
SPHERE DX			1	100%	1
ST. JOHN HOSPITAL & MEDICAL CENTER			1	100%	1
ATLANTIC DIAGNOSTICS			1	100%	1
ARIZA WELLNESS CARE LLC			1	100%	1
FLORIDA STATE UNIVERSITY HEALTH SERVICES			1	100%	1
STANLY REGIONAL MEDICAL CENTER			1	100%	1
Birmingham Nursing and Rehabilitation East LLC		1			1
NCH HEALTHCARE CREEKSIDE ENDOSCOPY			1	100%	1
BASCOM PALMER EYE INSTITUTE			1	100%	1
Advanced Rehabilitation of Vernon		1			1
CAREHERE HUDSON BAY			1	100%	1
CENTRAL TX URGENT CARE			1	100%	1
Sunnybrook Rehabilitation Center			1	100%	1
Total	93,512	17,029,059	2,519,862	13%	19,642,433