

COVID-19: summary of cases and monitoring

Data through Mar 7, 2021 verified as of Mar 8, 2021 at 09:25 AM

Data in this report are provisional and subject to change.

Cases: people with positive PCR or antigen test result		Cases: people with positive PCR or antigen test result	
Total cases		Risk factors for Florida residents	
Florida residents	1,912,440	Traveled	15,128
Non-Florida residents	35,867	Contact with a known case	742,560
Type of testing		Traveled and contact with a known case	20,666
Florida residents	1,912,440	Neither	1,134,086
Positive by BPHL/CDC	70,441	No travel and no contact	223,186
Positive by commercial/hospital lab	1,841,999	Travel is unknown	658,779
PCR positive	1,551,152	Contact is unknown	420,528
Antigen positive	361,288	Contact is pending	426,279
Non-Florida residents	35,867	Travel can be unknown and contact can be unknown or pending for the same case, these numbers will sum to more than the "neither" total.	
Positive by BPHL/CDC	886		
Positive by commercial/hospital lab	34,981		
PCR positive	24,738		
Antigen positive	11,129		
Characteristics			
Florida residents hospitalized	81,015		
Florida resident deaths	31,764		
Non-Florida resident deaths	585		
Hospitalized counts include anyone who was hospitalized at some point during their illness. It does not reflect the number of people currently hospitalized.			
More information on deaths identified through death certificate data is available on the National Center for Health Statistics website at www.cdc.gov/nchs/nvss/vsrr/COVID19/index.htm .			

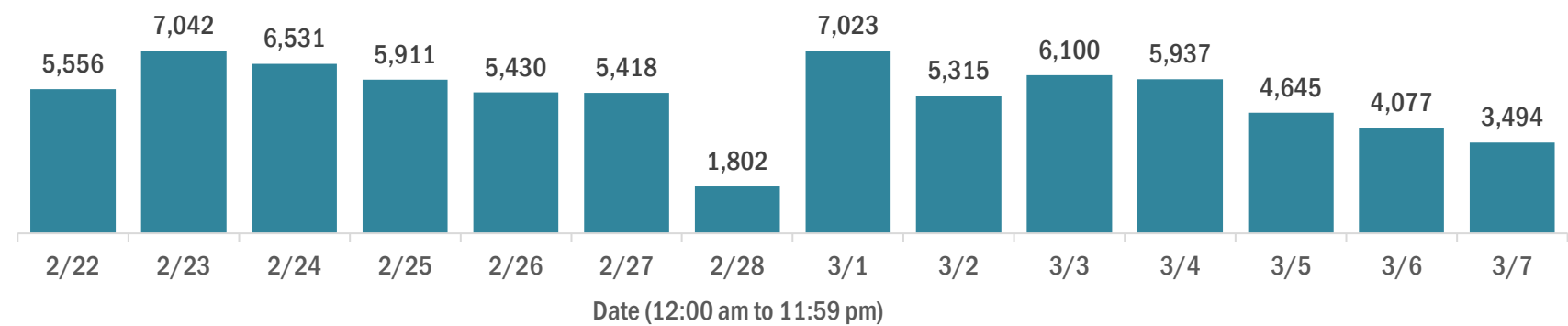
COVID-19: summary of laboratory testing

Data through Mar 7, 2021 verified as of Mar 8, 2021 at 09:25 AM

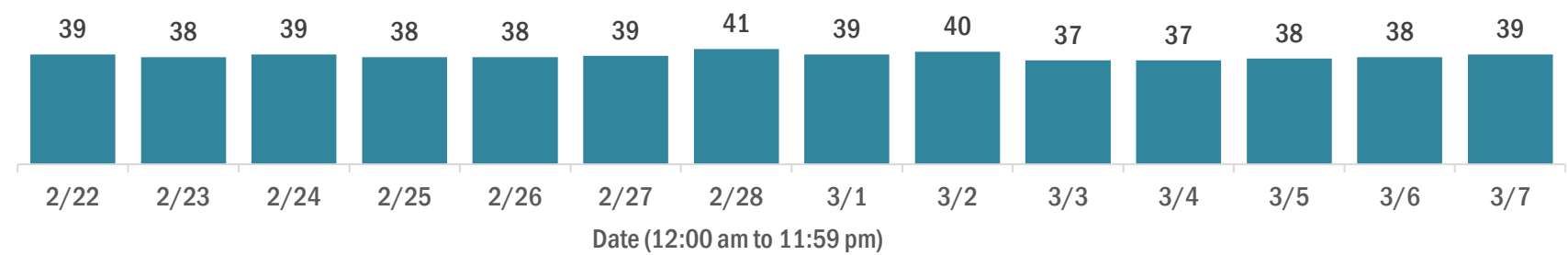
Data in this report are provisional and subject to change.

Cases in Florida residents per day for the past 2 weeks

Number of cases per day



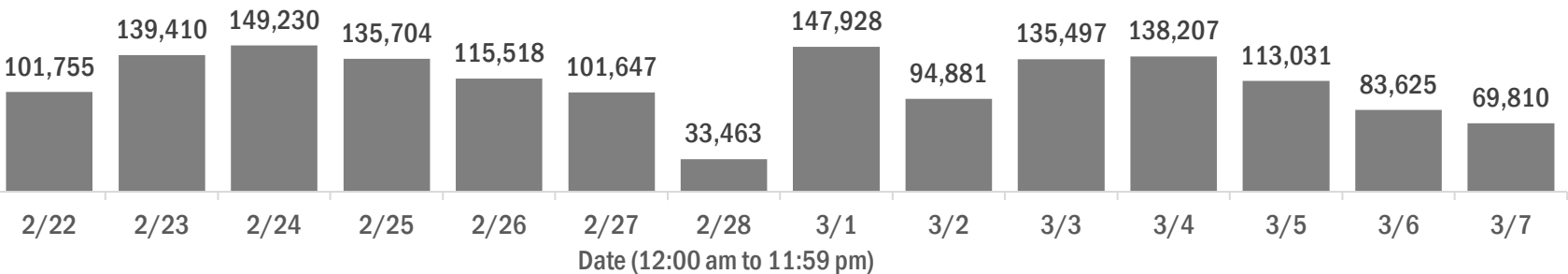
Median age of cases by day



Laboratory testing for Florida residents over the past 2 weeks

Number of Florida residents tested per day

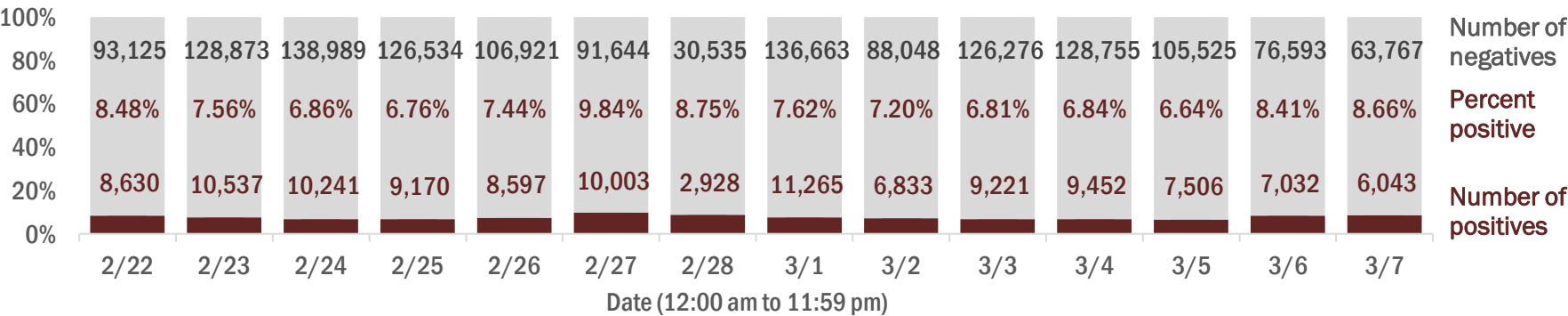
These counts include the number of people for whom the Department received PCR or antigen laboratory results by day. People tested on multiple days will be included for each day a new result was received. A person is only counted once for each day they are tested, regardless of whether multiple specimens are tested or multiple results are received.



Number and percent of Florida residents with positive test results

The percent of positive results ranged from 6.64% to 9.84% over the past 2 weeks and was 8.66% yesterday.

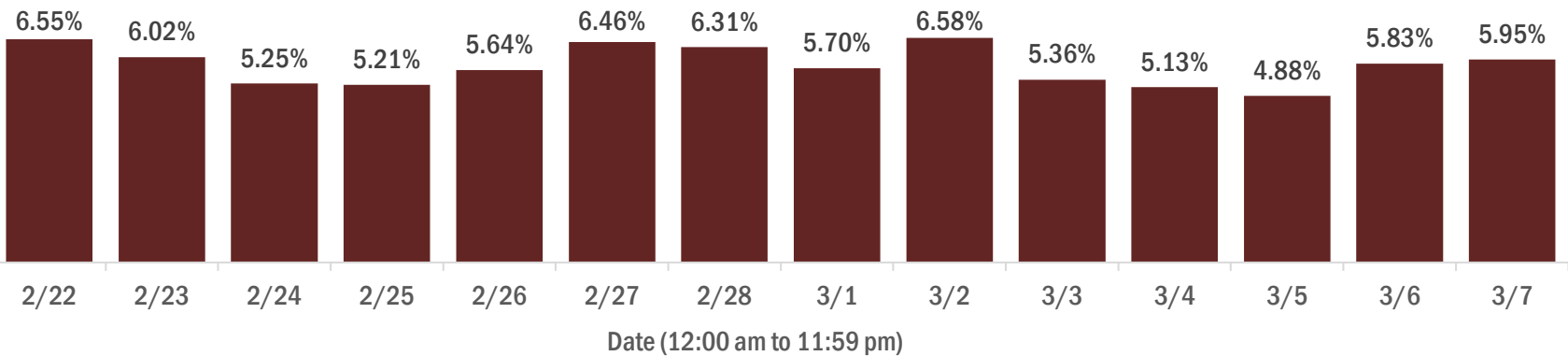
These counts include the number of people for whom the Department received PCR or antigen laboratory results by day. People tested on multiple days will be included for each day a new result was received. A person is only counted once for each day they are tested, regardless of whether multiple specimens are tested or multiple results are received. If a person has a positive specimen and a negative specimen in the same day, only the positive result is counted.



Percent positivity for new cases in Florida residents

The percent of positive results ranged from 4.88% to 6.58% over the past 2 weeks and was 5.95% yesterday.

This percent is the number of people who test PCR- or antigen-positive for the first time divided by all the people tested that day, excluding people who have previously tested positive.



COVID-19: characteristics of 1,912,440 Florida resident cases

Data through Mar 7, 2021 verified as of Mar 8, 2021 at 09:25 AM

Data in this report are provisional and subject to change.

Age group	Cases		Hospitalizations		Deaths	
0-4 years	38,094	2%	535	1%	1	0%
5-14 years	118,604	6%	510	1%	5	0%
15-24 years	293,966	15%	2,000	2%	39	0%
25-34 years	332,080	17%	3,937	5%	163	1%
35-44 years	295,934	15%	5,919	7%	479	2%
45-54 years	291,398	15%	9,132	11%	1,195	4%
55-64 years	252,374	13%	13,689	17%	3,381	11%
65-74 years	158,936	8%	16,925	21%	6,711	21%
75-84 years	88,158	5%	16,929	21%	9,695	31%
85+ years	41,625	2%	11,432	14%	10,095	32%
Unknown	1,271	0%	7	0%	0	0%
Total	1,912,440		81,015		31,764	

Gender	Cases	
Female	1,000,020	52%
Male	898,674	47%
Unknown	13,746	1%
Total	1,912,440	

Ethnicity	Cases		Hospitalizations		Deaths	
Hispanic	609,286	32%	20,599	25%	7,330	23%
Non-Hispanic	919,278	48%	56,453	70%	22,250	70%
Unknown	383,876	20%	3,963	5%	2,184	7%
Total	1,912,440		81,015		31,764	

Race and ethnicity	Cases		Hospitalizations		Deaths	
White	1,072,368	56%	52,860	65%	23,223	73%
Hispanic	406,892	21%	14,696	18%	5,855	18%
Non-Hispanic	585,211	31%	36,519	45%	16,279	51%
Unknown	80,265	4%	1,645	2%	1,089	3%
Black	252,872	13%	16,855	21%	5,041	16%
Hispanic	14,712	1%	705	1%	209	1%
Non-Hispanic	217,168	11%	15,802	20%	4,652	15%
Unknown	20,992	1%	348	0%	180	1%
Other race	286,545	15%	9,010	11%	2,528	8%
Hispanic	144,432	8%	4,723	6%	1,099	3%
Non-Hispanic	97,868	5%	3,866	5%	1,205	4%
Unknown	44,245	2%	421	1%	224	1%
Unknown race	300,655	16%	2,290	3%	972	3%
Hispanic	43,250	2%	475	1%	167	1%
Non-Hispanic	19,031	1%	266	0%	114	0%
Unknown	238,374	12%	1,549	2%	691	2%
Total	1,912,440		81,015		31,764	

Hospitalization counts include anyone who was hospitalized at some point during their illness. It does not reflect the number of people currently hospitalized. **Other race** includes any person with a race of American Indian/Alaskan native, Asian, native Hawaiian/Pacific Islander, or other.

COVID-19: deaths in Florida residents and staff of long-term care facilities

Data through Mar 7, 2021 verified as of Mar 8, 2021 at 09:25 AM

Data in this report are provisional and subject to change.

For current cases in residents or staff of long-term care facilities, please visit: <https://floridahealthcovid19.gov/>

County	Deaths		County	Deaths		County	Deaths	
Palm Beach	1031	<div></div> 10%	Okaloosa	161	<div></div> 1%	Calhoun	19	<div></div> 0%
Dade	990	<div></div> 9%	Hernando	152	<div></div> 1%	Gilchrist	19	<div></div> 0%
Pinellas	869	<div></div> 8%	Osceola	137	<div></div> 1%	Flagler	16	<div></div> 0%
Broward	636	<div></div> 6%	Charlotte	131	<div></div> 1%	Gulf	16	<div></div> 0%
Hillsborough	551	<div></div> 5%	Clay	118	<div></div> 1%	Wakulla	16	<div></div> 0%
Polk	414	<div></div> 4%	Indian River	116	<div></div> 1%	Gadsden	15	<div></div> 0%
Duval	407	<div></div> 4%	Leon	93	<div></div> 1%	Bradford	14	<div></div> 0%
Brevard	387	<div></div> 4%	Bay	88	<div></div> 1%	Washington	14	<div></div> 0%
Sarasota	385	<div></div> 4%	Jackson	88	<div></div> 1%	Baker	12	<div></div> 0%
Orange	376	<div></div> 3%	St. Johns	85	<div></div> 1%	Holmes	12	<div></div> 0%
Lee	333	<div></div> 3%	Highlands	84	<div></div> 1%	Franklin	10	<div></div> 0%
Marion	302	<div></div> 3%	Santa Rosa	79	<div></div> 1%	Jefferson	10	<div></div> 0%
Volusia	284	<div></div> 3%	Alachua	71	<div></div> 1%	Lafayette	8	<div></div> 0%
Escambia	271	<div></div> 3%	Suwannee	58	<div></div> 1%	Desoto	7	<div></div> 0%
St. Lucie	234	<div></div> 2%	Columbia	49	<div></div> 0%	Levy	7	<div></div> 0%
Lake	225	<div></div> 2%	Sumter	45	<div></div> 0%	Dixie	4	<div></div> 0%
Seminole	222	<div></div> 2%	Putnam	39	<div></div> 0%	Monroe	4	<div></div> 0%
Pasco	218	<div></div> 2%	Nassau	35	<div></div> 0%	Taylor	3	<div></div> 0%
Manatee	189	<div></div> 2%	Hendry	29	<div></div> 0%	Hardee	2	<div></div> 0%
Collier	188	<div></div> 2%	Walton	28	<div></div> 0%	Hamilton	1	<div></div> 0%
Citrus	179	<div></div> 2%	Okeechobee	24	<div></div> 0%	Liberty	1	<div></div> 0%
Martin	161	<div></div> 1%	Madison	20	<div></div> 0%	Total	10,792	

Note: cases are summarized by the county of usual residence. Residents and staff may be cases associated with facilities that are not in their county of usual residence, resulting in cases being included below for counties that do not have facilities with known cases.

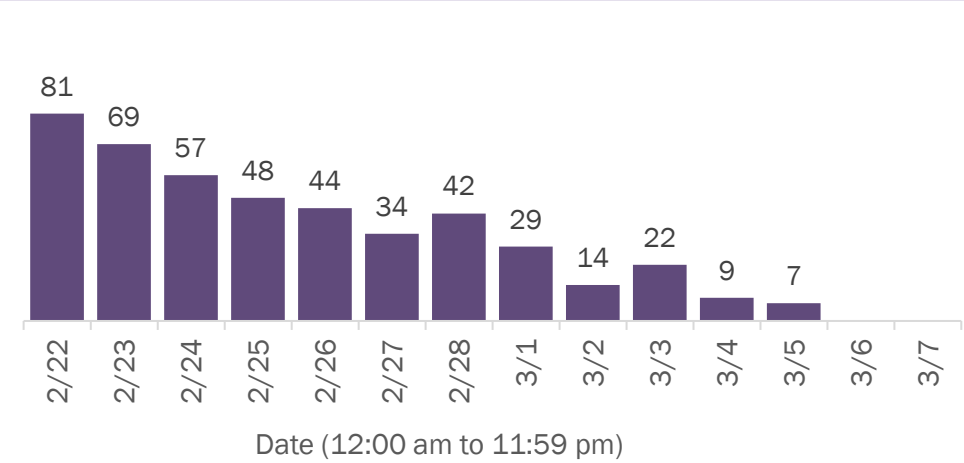
COVID-19: cases in Florida residents who have died

Data through Mar 7, 2021 verified as of Mar 8, 2021 at 09:25 AM

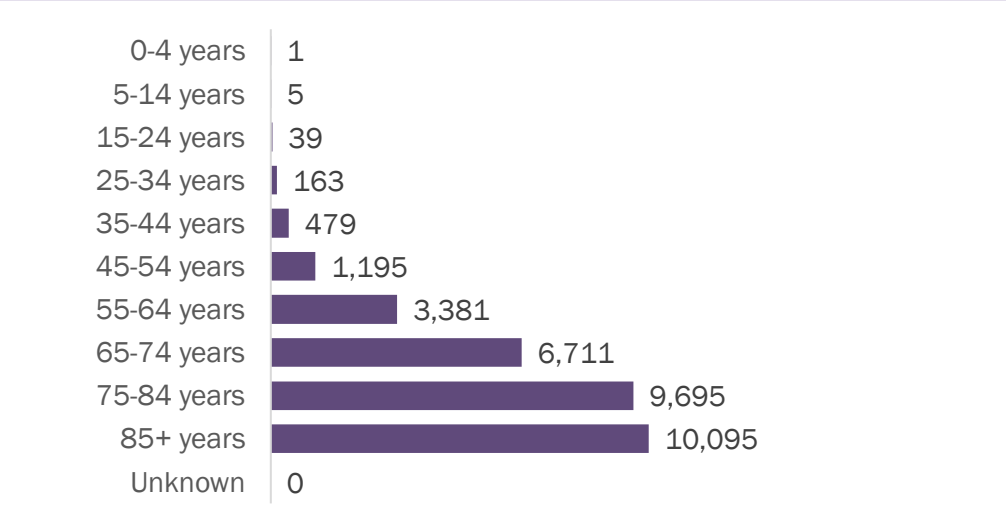
Data in this report are provisional and subject to change.

Demographics for all identified COVID-19 deaths: 31,764

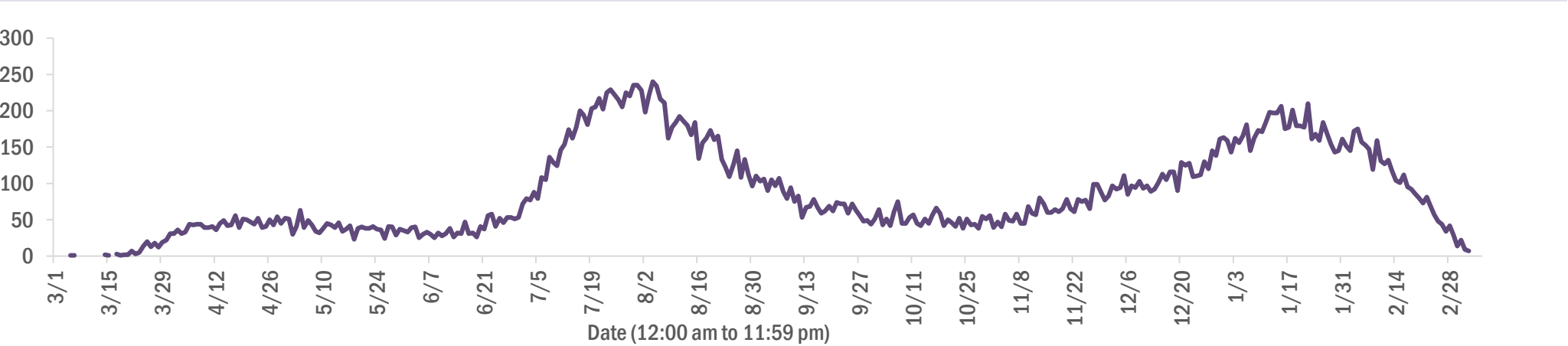
Deaths by date of death for the past 2 weeks



Deaths by age group



Deaths by date of death since March 2020



Age group	Deaths	Cases	Case fatality rate	Mortality rate per 100,000 population
0-4 years	1	38,094	0.0%	0.1
5-14 years	5	118,604	0.0%	0.2
15-24 years	39	293,966	0.0%	1.6
25-34 years	163	332,080	0.0%	5.8
35-44 years	479	295,934	0.2%	18.4
45-54 years	1,195	291,398	0.4%	42.9
55-64 years	3,381	252,374	1.3%	116.9
65-74 years	6,711	158,936	4.2%	276.5
75-84 years	9,695	88,158	11.0%	690.4
85+ years	10,095	41,625	24.3%	1748.0
Unknown	0	1,271	0.0%	
Total	31,764	1,912,440	1.7%	147.1

Gender	Deaths	Cases	Case fatality rate	Mortality rate per 100,000 population
Female	13,980	1,000,020	1.4%	126.6
Male	17,784	898,674	2.0%	168.4
Unknown	0	13,746	0.0%	
Total	31,764	1,912,440	1.7%	147.1

Race	Deaths	Cases	Case fatality rate	Mortality rate per 100,000 population
White	23,223	1,072,368	2.2%	139.1
Black	5,041	252,872	2.0%	137.8
Other	2,528	286,545	0.9%	203.2
Unknown	972	300,655	0.3%	
Total	31,764	1,912,440	1.7%	147.1

Ethnicity	Deaths	Cases	Case fatality rate	Mortality rate per 100,000 population
Hispanic	7,330	609,286	1.2%	129.1
Non-Hispanic	22,250	919,278	2.4%	139.8
Unknown	2,184	383,876	0.6%	
Total	31,764	1,912,440	1.7%	147.1

COVID-19: characteristics of 1,912,440 cases

Data through Mar 7, 2021 verified as of Mar 8, 2021 at 09:25 AM

Data in this report are provisional and subject to change.

Tables below include cases in Florida residents and non-Florida residents.

All 67 Florida counties have cases:

County	FL resident cases		Non-FL resident cases	Total cases	FL resident deaths	FL death rate
Dade	415,172	<div></div> 22%	5,168	420,340	5,560	1.3%
Broward	197,835	<div></div> 10%	2,304	200,139	2,477	1.3%
Palm Beach	121,421	<div></div> 6%	2,099	123,520	2,522	2.1%
Orange	114,924	<div></div> 6%	1,605	116,529	1,126	1.0%
Hillsborough	112,832	<div></div> 6%	962	113,794	1,535	1.4%
Duval	88,362	<div></div> 5%	1,469	89,831	1,219	1.4%
Pinellas	66,305	<div></div> 3%	1,656	67,961	1,481	2.2%
Lee	56,911	<div></div> 3%	1,975	58,886	889	1.6%
Polk	57,798	<div></div> 3%	407	58,205	1,176	2.0%
Osceola	36,948	<div></div> 2%	618	37,566	461	1.2%
Volusia	34,688	<div></div> 2%	579	35,267	684	2.0%
Brevard	34,222	<div></div> 2%	611	34,833	764	2.2%
Escambia	30,640	<div></div> 2%	3,532	34,172	638	2.1%
Pasco	33,795	<div></div> 2%	303	34,098	665	2.0%
Manatee	31,997	<div></div> 2%	697	32,694	614	1.9%
Collier	29,712	<div></div> 2%	1,118	30,830	465	1.6%
Leon	28,673	<div></div> 1%	859	29,532	292	1.0%
Marion	27,981	<div></div> 1%	127	28,108	858	3.1%
Seminole	27,633	<div></div> 1%	211	27,844	442	1.6%
Sarasota	26,267	<div></div> 1%	1,305	27,572	750	2.9%
Lake	24,812	<div></div> 1%	380	25,192	586	2.4%
St. Lucie	22,532	<div></div> 1%	159	22,691	551	2.4%
Alachua	22,363	<div></div> 1%	249	22,612	242	1.1%
St. Johns	20,065	<div></div> 1%	282	20,347	198	1.0%
Okaloosa	19,048	<div></div> 1%	200	19,248	334	1.8%
Bay	18,322	<div></div> 1%	717	19,039	353	1.9%
Santa Rosa	17,101	<div></div> 1%	220	17,321	269	1.6%
Clay	16,836	<div></div> 1%	44	16,880	315	1.9%
Hernando	11,546	<div></div> 1%	89	11,635	404	3.5%
Indian River	11,113	<div></div> 1%	97	11,210	267	2.4%
Charlotte	10,694	<div></div> 1%	168	10,862	376	3.5%
Martin	10,619	<div></div> 1%	194	10,813	294	2.8%
Citrus	9,809	<div></div> 1%	80	9,889	414	4.2%
Sumter	8,115	<div></div> 0%	91	8,206	244	3.0%
Nassau	7,382	<div></div> 0%	426	7,808	116	1.6%

County	FL resident cases		Non-FL resident cases	Total cases	FL resident deaths	FL death rate
Columbia	7,688	<div></div> 0%	37	7,725	162	2.1%
Highlands	7,272	<div></div> 0%	75	7,347	308	4.2%
Walton	6,386	<div></div> 0%	757	7,143	81	1.3%
Flagler	6,069	<div></div> 0%	78	6,147	94	1.5%
Monroe	5,676	<div></div> 0%	329	6,005	46	0.8%
Jackson	5,899	<div></div> 0%	64	5,963	155	2.6%
Putnam	5,882	<div></div> 0%	19	5,901	130	2.2%
Gadsden	5,468	<div></div> 0%	16	5,484	89	1.6%
Suwannee	5,119	<div></div> 0%	27	5,146	133	2.6%
Hendry	4,328	<div></div> 0%	18	4,346	76	1.8%
Desoto	3,858	<div></div> 0%	18	3,876	76	2.0%
Okeechobee	3,559	<div></div> 0%	42	3,601	83	2.3%
Unknown	370	<div></div> 0%	3,128	3,498	0	0.0%
Baker	3,297	<div></div> 0%	15	3,312	56	1.7%
Wakulla	3,178	<div></div> 0%	12	3,190	52	1.6%
Levy	2,929	<div></div> 0%	9	2,938	43	1.5%
Bradford	2,858	<div></div> 0%	14	2,872	53	1.9%
Hardee	2,808	<div></div> 0%	14	2,822	31	1.1%
Taylor	2,652	<div></div> 0%	6	2,658	42	1.6%
Washington	2,618	<div></div> 0%	20	2,638	48	1.8%
Holmes	2,164	<div></div> 0%	31	2,195	47	2.2%
Madison	1,989	<div></div> 0%	26	2,015	43	2.2%
Gulf	1,858	<div></div> 0%	23	1,881	41	2.2%
Union	1,749	<div></div> 0%	1	1,750	70	4.0%
Calhoun	1,620	<div></div> 0%	3	1,623	46	2.8%
Lafayette	1,595	<div></div> 0%	0	1,595	24	1.5%
Hamilton	1,553	<div></div> 0%	19	1,572	22	1.4%
Dixie	1,511	<div></div> 0%	3	1,514	22	1.5%
Gilchrist	1,427	<div></div> 0%	4	1,431	37	2.6%
Jefferson	1,387	<div></div> 0%	22	1,409	24	1.7%
Franklin	1,246	<div></div> 0%	33	1,279	17	1.4%
Liberty	1,048	<div></div> 0%	1	1,049	16	1.5%
Glades	906	<div></div> 0%	2	908	16	1.8%
Total	1,912,440		35,867	1,948,307	31,764	1.7%

COVID-19: characteristics of 1,912,440 Florida resident cases

Data through Mar 7, 2021 verified as of Mar 8, 2021 at 09:25 AM

Data in this report are provisional and subject to change.

The table below includes the cities and counties of residence for cases in Florida residents based on the patient's ZIP Code. Note that city is not always received as part of the initial notification and may be missing while the case is being investigated.

City and county	Cases
Miami, Dade	240,479
Orlando, Orange	84,922
Jacksonville, Duval	83,026
Tampa, Hillsborough	65,924
Hialeah, Dade	58,740
Fort Lauderdale, Broward	42,501
Hollywood, Broward	37,987
West Palm Beach, Palm Beach	29,735
Kissimmee, Osceola	28,517
Tallahassee, Leon	27,677
Pensacola, Escambia	25,468
Homestead, Dade	25,155
Naples, Collier	25,066
Saint Petersburg, Pinellas	24,340
Fort Myers, Lee	22,326
Bradenton, Manatee	20,867
Ocala, Marion	20,640
Boca Raton, Palm Beach	20,441
Lakeland, Polk	20,138
Pompano Beach, Broward	19,100
Gainesville, Alachua	17,780
Sarasota, Sarasota	16,210
Port Saint Lucie, St. Lucie	14,866
Lake Worth, Palm Beach	14,766
Cape Coral, Lee	14,466
Clearwater, Pinellas	13,046
Miami Beach, Dade	12,985
Miramar, Broward	12,939
Boynton Beach, Palm Beach	11,736
Panama City, Bay	11,647
Doral, Dade	11,426
Coral Springs, Broward	11,319
Miami Gardens, Dade	10,996
Saint Augustine, St. Johns	10,776
Melbourne, Brevard	9,934
Winter Haven, Polk	9,743
Delray Beach, Palm Beach	9,163
Lehigh Acres, Lee	8,918
Davie, Broward	8,619
Riverview, Hillsborough	8,575
Vero Beach, Indian River	8,535
Milton, Santa Rosa	8,267
Palm Bay, Brevard	7,902
New Port Richey, Pasco	7,804
Sunrise, Broward	7,770
Fort Pierce, St. Lucie	7,508
Coral Gables, Dade	7,321
Saint Cloud, Osceola	7,317
Largo, Pinellas	7,259
Daytona Beach, Volusia	7,070
Apopka, Orange	7,069
Lake City, Columbia	7,003
Spring Hill, Hernando	6,894
Orange Park, Clay	6,872
Plantation, Broward	6,748
North Miami Beach, Dade	6,660
Clermont, Lake	6,602
Davenport, Polk	6,551
Brandon, Hillsborough	6,416

COVID-19: characteristics of 1,912,440 Florida resident cases

Data through Mar 7, 2021 verified as of Mar 8, 2021 at 09:25 AM

Data in this report are provisional and subject to change.

The table below includes the cities and counties of residence for cases in Florida residents based on the patient's ZIP Code. Note that city is not always received as part of the initial notification and may be missing while the case is being investigated.

City and county	Cases
Jupiter, Palm Beach	6,229
Weston, Broward	6,165
Plant City, Hillsborough	6,129
Sanford, Seminole	6,124
Deltona, Volusia	6,049
Deerfield Beach, Broward	5,738
Winter Garden, Orange	5,651
Tamarac, Broward	5,315
Fort Walton Beach, Okaloosa	5,309
Port Charlotte, Charlotte	5,253
Palm Coast, Flagler	5,108
Crestview, Okaloosa	5,073
Stuart, Martin	5,033
Wesley Chapel, Pasco	4,950
Coconut Creek, Broward	4,844
Palm Beach Gardens, Palm Beach	4,806
Margate, Broward	4,764
Land O Lakes, Pasco	4,755
Winter Park, Orange	4,686
Deland, Volusia	4,667
Palmetto, Manatee	4,658
Palm Harbor, Pinellas	4,627
Wellington, Palm Beach	4,563
Oviedo, Seminole	4,524
Miami Lakes, Dade	4,362
Opa Locka, Dade	4,263
Altamonte Springs, Seminole	4,229
Lutz, Hillsborough	4,127
Middleburg, Clay	4,118
Port Orange, Volusia	4,082
Haines City, Polk	4,063
Brooksville, Hernando	4,034
Live Oak, Suwannee	3,981
Valrico, Hillsborough	3,959
Venice, Sarasota	3,958
North Port, Sarasota	3,947
The Villages, Sumter	3,902
Sebring, Highlands	3,896
Ocoee, Orange	3,893
Leesburg, Lake	3,880
Hallandale, Broward	3,877
Punta Gorda, Charlotte	3,874
Pembroke Pines, Broward	3,779
Arcadia, Desoto	3,753
Saint Johns, St. Johns	3,746
Seminole, Pinellas	3,629
Bonita Springs, Lee	3,626
Ormond Beach, Volusia	3,598
Zephyrhills, Pasco	3,579
Navarre, Santa Rosa	3,562
Okeechobee, Okeechobee	3,548
Windermere, Orange	3,347
Pinellas Park, Pinellas	3,345
Immokalee, Collier	3,326
Longwood, Seminole	3,290
North Lauderdale, Broward	3,290
North Miami, Dade	3,265
Gulf Breeze, Santa Rosa	3,229
Ruskin, Hillsborough	3,219

COVID-19: characteristics of 1,912,440 Florida resident cases

Data through Mar 7, 2021 verified as of Mar 8, 2021 at 09:25 AM

Data in this report are provisional and subject to change.

The table below includes the cities and counties of residence for cases in Florida residents based on the patient's ZIP Code. Note that city is not always received as part of the initial notification and may be missing while the case is being investigated.

City and county	Cases
Cocoa, Brevard	3,183
Niceville, Okaloosa	3,162
Cantonment, Escambia	3,078
Panama City Beach, Bay	2,987
Jacksonville Beach, Duval	2,927
Quincy, Gadsden	2,915
Lake Worth Beach, Palm Beach	2,911
Key West, Monroe	2,892
Crawfordville, Wakulla	2,853
Casselberry, Seminole	2,831
Hudson, Pasco	2,771
Dade City, Pasco	2,758
Port Richey, Pasco	2,755
Cutler Ridge, Dade	2,754
Palatka, Putnam	2,730
Bartow, Polk	2,726
Titusville, Brevard	2,710
Fernandina Beach, Nassau	2,686
North Fort Myers, Lee	2,666
Oakland Park, Broward	2,656
Green Cove Springs, Clay	2,630
Lake Mary, Seminole	2,577
Winter Springs, Seminole	2,574
Kissimmee, Polk	2,556
Auburndale, Polk	2,533
Ponte Vedra Beach, St. Johns	2,516
Aventura, Dade	2,510
Perry, Taylor	2,492
Lake Wales, Polk	2,479
Merritt Island, Brevard	2,471
Lynn Haven, Bay	2,427
Tarpon Springs, Pinellas	2,410
New Smyrna Beach, Volusia	2,409
Marianna, Jackson	2,360
Inverness, Citrus	2,342
Belle Glade, Palm Beach	2,309
Clewiston, Hendry	2,273
Parkland, Broward	2,238
Fleming Island, Clay	2,234
Eustis, Lake	2,226
Santa Rosa Beach, Walton	2,212
Cooper City, Broward	2,188
Royal Palm Beach, Palm Beach	2,188
Wimauma, Hillsborough	2,179
Dunedin, Pinellas	2,166
Estero, Lee	2,139
Loxahatchee, Palm Beach	2,132
Holiday, Pasco	2,080
Defuniak Springs, Walton	2,044
Chipley, Washington	2,035
Sarasota, Manatee	1,977
Key Biscayne, Dade	1,972
Rockledge, Brevard	1,968
Destin, Okaloosa	1,942
Parrish, Manatee	1,940
Starke, Bradford	1,927
Labelle, Hendry	1,923
Mount Dora, Lake	1,901
Palm City, Martin	1,898

COVID-19: characteristics of 1,912,440 Florida resident cases

Data through Mar 7, 2021 verified as of Mar 8, 2021 at 09:25 AM

Data in this report are provisional and subject to change.

The table below includes the cities and counties of residence for cases in Florida residents based on the patient's ZIP Code. Note that city is not always received as part of the initial notification and may be missing while the case is being investigated.

City and county	Cases
Odessa, Hillsborough	1,877
Avon Park, Highlands	1,875
Mulberry, Polk	1,870
Riviera Beach, Palm Beach	1,855
Tavares, Lake	1,832
Seffner, Hillsborough	1,775
Summerfield, Marion	1,751
Yulee, Nassau	1,749
Groveland, Lake	1,700
Pinecrest, Dade	1,672
Wauchula, Hardee	1,637
Lithia, Hillsborough	1,629
Maitland, Orange	1,619
Macclenny, Baker	1,615
Missing, Dade	1,609
Orange City, Volusia	1,586
Sebastian, Indian River	1,572
Mayo, Lafayette	1,566
Callahan, Nassau	1,561
Coconut Grove, Dade	1,548
Bonifay, Holmes	1,548
Ponte Vedra, St. Johns	1,526
Carol City, Dade	1,526
Palmetto Bay, Dade	1,512
Homosassa, Citrus	1,510
Lady Lake, Lake	1,507
Crossings, Dade	1,477
Crystal River, Citrus	1,473
Dania, Broward	1,424
Pace, Santa Rosa	1,374
Lake Placid, Highlands	1,373
Lake Butler, Union	1,355
Gibsonton, Hillsborough	1,350
Oldsmar, Pinellas	1,329
Sun City Center, Hillsborough	1,327
Florida City, Dade	1,325
Madison, Madison	1,318
Dover, Hillsborough	1,315
Atlantic Beach, Duval	1,314
Hobe Sound, Martin	1,296
Biscayne Park, Dade	1,274
Monticello, Jefferson	1,270
Dunnellon, Marion	1,268
Apollo Beach, Hillsborough	1,267
Edgewater, Volusia	1,262
Palm Springs, Palm Beach	1,261
Alachua, Alachua	1,242
Debary, Volusia	1,230
Indiantown, Martin	1,228
Graceville, Jackson	1,215
Bellevue, Marion	1,215
North Palm Beach, Palm Beach	1,178
Century, Escambia	1,164
Lantana, Palm Beach	1,159
South Miami, Dade	1,124
Newberry, Alachua	1,120
Lecanto, Citrus	1,094
Havana, Gadsden	1,076
Ellenton, Manatee	1,066

COVID-19: characteristics of 1,912,440 Florida resident cases

Data through Mar 7, 2021 verified as of Mar 8, 2021 at 09:25 AM

Data in this report are provisional and subject to change.

The table below includes the cities and counties of residence for cases in Florida residents based on the patient's ZIP Code. Note that city is not always received as part of the initial notification and may be missing while the case is being investigated.

City and county	Cases
El Portal, Dade	1,064
Williston, Levy	1,061
Safety Harbor, Pinellas	1,057
Hilliard, Nassau	1,052
Jensen Beach, Martin	1,047
Beverly Hills, Citrus	1,033
Blountstown, Calhoun	1,029
Freeport, Walton	1,021
Jasper, Hamilton	1,018
Satellite Beach, Brevard	1,000
Lauderhill, Broward	986
Trenton, Gilchrist	974
Wildwood, Sumter	962
Wewahitchka, Gulf	957
Wilton Manors, Broward	946
Sanderson, Baker	938
Nokomis, Sarasota	933
Keystone Heights, Clay	928
Englewood, Charlotte	917
Hernando, Citrus	914
Mary Esther, Okaloosa	908
Fellsmere, Indian River	902
Everglades National Park, Dade	901
Frostproof, Polk	899
Key Largo, Monroe	888
Fisher Island, Dade	877
Polk City, Polk	874
Port Saint Joe, Gulf	871
Dunnellon, Citrus	869
Bushnell, Sumter	868
Shalimar, Okaloosa	859
Medley, Dade	851
Moore Haven, Glades	848
Lauderdale Lakes, Broward	847
Coleman, Sumter	831
Bristol, Liberty	814
Cross City, Dixie	804
Pahokee, Palm Beach	803
South Bay, Palm Beach	792
Marco Island, Collier	773
Fort Meade, Polk	763
Cocoa Beach, Brevard	759
Chiefland, Levy	750
High Springs, Alachua	742
Glen Saint Mary, Baker	739
Chattahoochee, Gadsden	729
Sorrento, Lake	727
Indialantic, Brevard	720
Minneola, Lake	719
Englewood, Sarasota	717
Spring Hill, Pasco	716
Trinity, Pasco	715
Olympia Heights, Dade	704
Thonotosassa, Hillsborough	702
Uleta, Dade	702
Crescent City, Putnam	695
Miramar Beach, Walton	691
Fruitland Park, Lake	688
Interlachen, Putnam	685

COVID-19: characteristics of 1,912,440 Florida resident cases

Data through Mar 7, 2021 verified as of Mar 8, 2021 at 09:25 AM

Data in this report are provisional and subject to change.

The table below includes the cities and counties of residence for cases in Florida residents based on the patient's ZIP Code. Note that city is not always received as part of the initial notification and may be missing while the case is being investigated.

City and county	Cases
Coral, Dade	678
Marathon, Monroe	672
Southwest Ranches, Broward	671
Lawtey, Bradford	660
Fort Myers Beach, Lee	658
Bowling Green, Hardee	655
Umatilla, Lake	654
Old Town, Dixie	649
Jacksonville, St. Johns	640
Lake Alfred, Polk	635
Fort White, Columbia	626
Neptune Beach, Duval	619
West Melbourne, Brevard	617
Silver Springs, Marion	598
Baker, Okaloosa	582
Belle Isle, Orange	559
Bronson, Levy	558
Weeki Wachee, Hernando	553
South Daytona, Volusia	552
Sneads, Jackson	549
Clearwater Beach, Pinellas	549
Palm Beach, Palm Beach	546
Jay, Santa Rosa	537
Gulfport, Pinellas	531
Bunnell, Flagler	522
Carrabelle, Franklin	521
Surfside, Dade	515
Mascotte, Lake	498
Hawthorne, Alachua	492
Sweetwater, Dade	489
Molino, Escambia	483
Cottdale, Jackson	477
Rotunda West, Charlotte	476
Citra, Marion	471
Oakland, Orange	470
Oxford, Sumter	464
Midway, Gadsden	460
Zolfo Springs, Hardee	460
Florida State University, Leon	455
Youngstown, Bay	451
Ocklawaha, Marion	450
Cape Canaveral, Brevard	449
Myakka City, Manatee	449
East Palatka, Putnam	447
Melbourne Beach, Brevard	442
Mims, Brevard	440
Tavernier, Monroe	433
Altha, Calhoun	423
Dundee, Polk	421
Indian Harbour Beach, Brevard	421
Branford, Suwannee	420
Bell, Gilchrist	416
Alva, Lee	412
Celebration, Osceola	410
Flagler Beach, Flagler	410
Apalachicola, Franklin	406
Bal Harbour, Dade	397
Centerville, Leon	394
Haverhill, Palm Beach	379

COVID-19: characteristics of 1,912,440 Florida resident cases

Data through Mar 7, 2021 verified as of Mar 8, 2021 at 09:25 AM

Data in this report are provisional and subject to change.

The table below includes the cities and counties of residence for cases in Florida residents based on the patient's ZIP Code. Note that city is not always received as part of the initial notification and may be missing while the case is being investigated.

City and county	Cases
Archer, Alachua	376
De Leon Springs, Volusia	367
Eagle Lake, Polk	366
Hastings, St. Johns	363
Webster, Sumter	363
Raiford, Union	361
Osprey, Sarasota	355
Grand Ridge, Jackson	353
Floral City, Citrus	346
West Miami, Dade	345
Tequesta, Palm Beach	340
Lake Park, Palm Beach	333
Greenville, Madison	333
Holly Hill, Volusia	328
Grand Island, Lake	323
Ave Maria, Collier	321
Vernon, Washington	319
Pierson, Volusia	318
Chuluota, Seminole	317
Malone, Jackson	312
Jennings, Hamilton	312
Montverde, Lake	311
Satsuma, Putnam	304
Eastpoint, Franklin	301
Indian Rocks Beach, Pinellas	299
Gotha, Orange	298
Laurel Hill, Okaloosa	295
Sebastian, Brevard	295
Melrose, Putnam	292
Westville, Holmes	292
Kenneth City, Pinellas	290
Bryceville, Nassau	288
Elkton, St. Johns	285
Alafaya, Orange	284
Fort Mccoy, Marion	284
Reddick, Marion	284
Valparaiso, Okaloosa	283
Lehigh, Lee	283
Malabar, Brevard	278
Missing, Volusia	272
Greenwood, Jackson	270
Ponce De Leon, Holmes	268
O Brien, Suwannee	267
Lake Panasoffkee, Sumter	267
Winter Park, Seminole	265
Anthony, Marion	264
Missing, Orange	262
San Antonio, Pasco	262
Belleair, Pinellas	254
Geneva, Seminole	251
Morriston, Levy	249
Greenacres, Palm Beach	248
Inlet Beach, Walton	240
South Pasadena, Pinellas	237
Edgewood, Orange	232
Sanibel, Lee	232
Lee, Madison	232
Fountain, Bay	230
Southport, Bay	229

COVID-19: characteristics of 1,912,440 Florida resident cases

Data through Mar 7, 2021 verified as of Mar 8, 2021 at 09:25 AM

Data in this report are provisional and subject to change.

The table below includes the cities and counties of residence for cases in Florida residents based on the patient's ZIP Code. Note that city is not always received as part of the initial notification and may be missing while the case is being investigated.

City and county	Cases
Fern Park, Seminole	227
Eglin Air Force Base, Okaloosa	227
Hallandale Beach, Broward	225
White Springs, Hamilton	222
Kindred, Osceola	222
Weirsdale, Marion	220
Hosford, Liberty	219
Gretna, Gadsden	219
Longboat Key, Manatee	214
Wellborn, Suwannee	213
University Of Central Fl, Orange	212
Mcdavid, Escambia	202
Holt, Okaloosa	202
Astatula, Lake	198
Bay Harbor Islands, Dade	197
Saint James City, Lee	196
Islamorada, Monroe	196
Lakewood Ranch, Manatee	192
Juno Beach, Palm Beach	190
Holmes Beach, Manatee	189
Micanopy, Alachua	188
Mcalpin, Suwannee	188
Howey-In-The-Hills, Lake	188
Poinciana, Polk	187
Azalea Park, Orange	183
Sopchoppy, Wakulla	183
Altoona, Lake	183
Zellwood, Orange	182
The Villages, Marion	181
Alford, Jackson	181
Madeira Beach, Pinellas	178
Babson Park, Polk	177
Atlantis, Palm Beach	175
The Villages, Lake	172
Lauderdale By The Sea, Broward	167
Lake Helen, Volusia	166
Mangonia Park, Palm Beach	164
Caryville, Washington	161
Center Hill, Sumter	160
University Of Miami, Dade	158
Summerland Key, Monroe	157
Pomona Park, Putnam	155
Golden Beach, Dade	155
Odessa, Pasco	154
Viera, Brevard	152
Bokeelia, Lee	150
Cutler Bay, Dade	149
Rocky Point, Hillsborough	148
Osteen, Volusia	148
Lockhart, Orange	146
University Of Fl, Alachua	145
Bay Lake, Orange	145
Oak Hill, Volusia	144
Grant-Valkaria, Brevard	141
Hiawassee, Orange	139
Hypoluxo, Palm Beach	139
Ponce Inlet, Volusia	139
Clair-Mel City, Hillsborough	138
Citrus Springs, Citrus	136

COVID-19: characteristics of 1,912,440 Florida resident cases

Data through Mar 7, 2021 verified as of Mar 8, 2021 at 09:25 AM

Data in this report are provisional and subject to change.

The table below includes the cities and counties of residence for cases in Florida residents based on the patient's ZIP Code. Note that city is not always received as part of the initial notification and may be missing while the case is being investigated.

City and county	Cases
Lutz, Pasco	134
Hollister, Putnam	134
Sumterville, Sumter	134
Carrollwood, Hillsborough	129
Lady Lake, Sumter	128
Baldwin, Duval	128
Hampton, Bradford	125
San Mateo, Putnam	123
Apopka, Seminole	123
Paisley, Lake	123
Inglis, Levy	121
Big Pine Key, Monroe	119
Clarksville, Calhoun	119
Matlacha, Lee	119
Steinhatchee, Taylor	119
Lake Hamilton, Polk	118
Christmas, Orange	118
Cloud Lake, Palm Beach	117
Kendall, Dade	116
Missing, Lee	113
Placida, Charlotte	112
University Of Central Florida, Orange	111
Belleair Beach, Pinellas	109
Callaway, Bay	107
Buena Ventura Lakes, Osceola	106
West Park, Broward	104
Tierra Verde, Pinellas	104
Panacea, Wakulla	104
Dinsmore, Duval	101
Brooker, Bradford	101
Temple Terrace, Hillsborough	101
Astor, Lake	100
Hurlburt Field, Okaloosa	100
Lamont, Jefferson	100
Seville, Volusia	99
South Fort Myers, Lee	98
Canal Point, Palm Beach	96
Harmony, Osceola	96
Barry University, Dade	95
Lighthouse Point, Broward	95
Florahome, Putnam	94
Bascom, Jackson	94
Cedar Key, Levy	93
Saint Leo, Pasco	93
Waldo, Alachua	92
Missing, St. Johns	91
Florida Gulf Coast Univ, Lee	91
Barefoot Bay, Brevard	90
Fruit Cove, St. Johns	90
Bradenton Beach, Manatee	90
Tyndall Air Force Base, Bay	89
University Of South Florida, Hillsborough	88
Maitland, Seminole	87
Pinetta, Madison	87
Dania Beach, Broward	86
Crystal Beach, Pinellas	84
City Of Sunrise, Broward	84
Lorida, Highlands	82
Missing, Marion	82

COVID-19: characteristics of 1,912,440 Florida resident cases

Data through Mar 7, 2021 verified as of Mar 8, 2021 at 09:25 AM

Data in this report are provisional and subject to change.

The table below includes the cities and counties of residence for cases in Florida residents based on the patient's ZIP Code. Note that city is not always received as part of the initial notification and may be missing while the case is being investigated.

City and county	Cases
Kathleen, Polk	81
F M, Lee	80
Sunny Isles Beach, Dade	78
Missing, St. Lucie	76
Welaka, Putnam	75
Ocean Ridge, Palm Beach	75
Palma Ceia, Hillsborough	74
Fort Denaud, Hendry	74
Missing, Pinellas	74
Avon Park, Polk	73
Eatonville, Orange	73
Patrick Air Force Base, Brevard	72
Campbellton, Jackson	70
Saint Pete Beach, Pinellas	69
Air Mail Facility, Dade	69
Ochopee, Collier	69
Yalaha, Lake	68
Princeton, Dade	67
Boca Grande, Lee	66
Greensboro, Gadsden	65
North Venice, Sarasota	64
Stock Island, Monroe	63
Anna Maria, Manatee	62
Reunion, Osceola	60
Cudjoe Key, Monroe	59
Bonita Beach, Lee	59
Mexico Beach, Bay	58
Destin, Walton	58
Georgetown, Putnam	58
Bellview, Escambia	57
North Redington Beach, Pinellas	57
Orlando, Seminole	57
Felda, Hendry	55
Missing, Duval	54
Miami, Unknown	54
Micco, Brevard	54
Lake Suzy, Desoto	54
Missing, Lake	54
Ona, Hardee	53
Missing, Santa Rosa	53
Treasure Island, Pinellas	52
Missing, Pasco	52
Northdale, Hillsborough	51
Heathrow, Seminole	51
Walnut Hill, Escambia	51
Orlando, Dade	51
Miami Springs, Dade	51
Singer Island, Palm Beach	51
Okahumpka, Lake	50
Palm Beach Shores, Palm Beach	49
Salt Springs, Marion	49
Aloma, Orange	49
Enterprise, Volusia	47
Miromar Lakes, Lee	47
Cinco Bayou, Okaloosa	47
Town N Country, Hillsborough	47
Duette, Manatee	47
University Of Tampa, Hillsborough	46
Highland City, Polk	45

COVID-19: characteristics of 1,912,440 Florida resident cases

Data through Mar 7, 2021 verified as of Mar 8, 2021 at 09:25 AM

Data in this report are provisional and subject to change.

The table below includes the cities and counties of residence for cases in Florida residents based on the patient's ZIP Code. Note that city is not always received as part of the initial notification and may be missing while the case is being investigated.

City and county	Cases
Missing, Palm Beach	45
Intercession City, Osceola	45
Sewalls Point, Martin	44
Florence Villa, Polk	44
Waverly, Polk	44
Terra Ceia, Manatee	44
Eaton Park, Polk	43
Orlando, Osceola	43
Gulf Breeze, Escambia	43
Manalapan, Palm Beach	42
Key Colony Beach, Monroe	41
Village Of Wellington, Palm Beach	41
Kenansville, Osceola	41
Saint Johns, Duval	40
Ebro, Washington	40
Green Acres, Palm Beach	40
Lacoochee, Pasco	39
Orlando, Broward	39
Bayonet Point, Pasco	38
Village Wellington, Palm Beach	38
Florida International Univ, Dade	38
Florida A And M University, Leon	37
Ponte Vedra, Duval	37
Naranja, Dade	37
Orlando, Volusia	37
Orlando, Polk	35
Hialeah Gardens, Dade	35
Tice, Lee	34
Highland Beach, Palm Beach	34
Missing, Broward	34
Flemington, Marion	34
Pasadena, Pinellas	34
Cortez, Manatee	33
Palm Shores, Brevard	33
Bagdad, Santa Rosa	32
Homeland, Polk	32
Bay Pines, Pinellas	32
Dowling Park, Suwannee	32
Bonaventure, Broward	32
Missing, Sumter	32
Lakeshore, Polk	31
Eloise, Polk	31
Lulu, Columbia	31
Venus, Highlands	31
Miami Shores, Dade	31
Missing, Hillsborough	31
Penney Farms, Clay	30
Davenport, Osceola	30
Siesta Key, Sarasota	30
Miami, Broward	30
Missing, Seminole	29
Orlando, Hillsborough	29
Mcintosh, Marion	29
Nocatee, Desoto	29
Stetson University, Volusia	29
North Bay Village, Dade	29
Hallandle Beach, Broward	29
Bonita Springs, Collier	29
Lealman, Pinellas	29

COVID-19: characteristics of 1,912,440 Florida resident cases

Data through Mar 7, 2021 verified as of Mar 8, 2021 at 09:25 AM

Data in this report are provisional and subject to change.

The table below includes the cities and counties of residence for cases in Florida residents based on the patient's ZIP Code. Note that city is not always received as part of the initial notification and may be missing while the case is being investigated.

City and county	Cases
Horseshoe Beach, Dixie	28
Bayshore Gardens, Manatee	28
Pensacola Beach, Santa Rosa	28
Jupiter, Martin	28
South Palm Beach, Palm Beach	28
Univ Of FI Student Dorms, Alachua	28
Poinciana, Osceola	27
Saint Marks, Wakulla	27
Kinard, Calhoun	27
Florida State, Leon	27
Caryville, Holmes	27
City Of Westlake, Palm Beach	27
Chokoloskee, Collier	26
Alturas, Polk	26
Palmdale, Glades	26
Little Torch Key, Monroe	26
Pine Hills, Orange	26
Homosassa Springs, Citrus	26
Indian Lake Estates, Polk	25
Missing, Monroe	25
Tangerine, Orange	25
Wekiva Springs, Seminole	25
Long Key, Monroe	25
South Miami Heights, Dade	25
Labelle, Glades	24
Hawthorne, Putnam	24
Fort Lauderdale, Dade	24
Westchase, Hillsborough	24
Santa Fe, Alachua	24
Missing, Escambia	24
Earleton, Alachua	24
Goulds, Dade	23
New Smyrna, Volusia	23
Sugarloaf Key, Monroe	23
Archer, Levy	23
Pembroke Park, Broward	23
Bradley, Polk	23
Kissimmee, Orange	22
La Crosse, Alachua	22
Ridge Manor, Pasco	22
Florida Dept Of Corrections, Union	22
Paxton, Walton	22
Wausau, Washington	22
Westlake, Palm Beach	22
Yankeetown, Levy	22
Sparr, Marion	22
Sydney, Hillsborough	22
Citrus Ridge, Indian River	22
Tioga, Alachua	22
Balm, Hillsborough	22
Orange Lake, Marion	22
Wabasso, Indian River	21
Missing, Manatee	21
Perdido Key, Escambia	21
Everglades City, Collier	21
Bonifay, Washington	21
Bostwick, Putnam	21
Loughman, Polk	21
Plymouth, Orange	20

COVID-19: characteristics of 1,912,440 Florida resident cases

Data through Mar 7, 2021 verified as of Mar 8, 2021 at 09:25 AM

Data in this report are provisional and subject to change.

The table below includes the cities and counties of residence for cases in Florida residents based on the patient's ZIP Code. Note that city is not always received as part of the initial notification and may be missing while the case is being investigated.

City and county	Cases
Laud-By-The-Sea, Broward	20
Indian River Shores, Indian River	20
Florida International University, Dade	20
Pine Castle, Orange	20
Branford, Lafayette	20
Missing, Citrus	20
Sun City, Hillsborough	19
Babcock Ranch, Lee	19
Mexico Beach, Gulf	19
Lowell, Marion	19
Missing, Okaloosa	19
Mango, Hillsborough	19
Parker, Bay	19
Missing, Indian River	19
Wildlight, Nassau	19
Crystal Springs, Pasco	19
Redington Shores, Pinellas	19
Orlando, Palm Beach	18
Missing, Brevard	18
Fort Ogden, Desoto	18
Hollywood, Dade	18
Candler, Marion	18
Jensen Beach, St. Lucie	18
Goodland, Collier	18
Nichols, Polk	17
Nalcrest, Polk	17
Maxville, Duval	17
Graceville, Holmes	17
Champions Gate, Polk	17
Forest City, Orange	16
Orlando, Pinellas	16
Jacksonville, Unknown	16
West Panama City Beach, Bay	16
Missing, Collier	16
Trenton, Levy	16
High Springs, Gilchrist	16
Gulf Hammock, Levy	16
Shady Hills, Pasco	16
Union Park, Orange	16
Suwannee, Dixie	16
Gulf Stream, Palm Beach	16
Webster, Hernando	15
Tallevast, Manatee	15
Lakewood Ranch, Sarasota	15
Hernando Beach, Hernando	15
Hutchinson Island, St. Lucie	15
White Springs, Columbia	15
Ramrod Key, Monroe	15
Brooksville, Pasco	15
Golden Oak, Orange	15
Lake Buena Vista, Orange	15
Otter Creek, Levy	15
Woodville, Leon	15
Lake City, Suwannee	15
Wewahitchka, Calhoun	15
Winter Garden, Lake	14
Murdock, Charlotte	14
Buckingham, Lee	14
Saint Lucie West, St. Lucie	14

COVID-19: characteristics of 1,912,440 Florida resident cases

Data through Mar 7, 2021 verified as of Mar 8, 2021 at 09:25 AM

Data in this report are provisional and subject to change.

The table below includes the cities and counties of residence for cases in Florida residents based on the patient's ZIP Code. Note that city is not always received as part of the initial notification and may be missing while the case is being investigated.

City and county	Cases
Copeland, Collier	14
Village Of Palmetto Bay, Dade	14
Mount Dora, Orange	14
Missing, Bay	14
Laurel Hill, Walton	14
Wahneta, Polk	13
Graham, Bradford	13
Missing, Martin	13
Braden River, Manatee	13
Kingsley Lake, Bradford	13
Gonzalez, Escambia	13
Orlando, Lake	13
Belleair Bluffs, Pinellas	13
Lake Monroe, Seminole	13
Johns Pass Village, Pinellas	13
Watersound, Walton	13
Orlando, Brevard	13
Saint George Island, Franklin	13
Trilby, Pasco	13
Daytona Beach Shores, Volusia	13
Hialeah, Unknown	13
Fort Charlotte, Charlotte	12
Unknown, Dade	12
Long Boat Key, Manatee	12
Choctaw Beach, Okaloosa	12
Eau Gallie, Brevard	12
Orlando, Unknown	12
Steinhatchee, Dixie	12
Florida State Univ Admin, Leon	12
Pensacola Beach, Escambia	12
Rosemary Beach, Walton	12
Holder, Citrus	12
Mount Plymouth, Lake	12
Missing, Putnam	12
Roseland, Indian River	12
Durant, Hillsborough	12
Citrus Hills, Citrus	11
Orlando, Leon	11
Missing, Unknown	11
Greenville, Taylor	11
Ozona, Pinellas	11
Indian Creek Village, Dade	11
Naples, Lee	11
Babcock Ranch, Charlotte	11
Deerfield Beach, Palm Beach	11
Deer Island, Lake	11
East Lake, Marion	11
Alys Beach, Bay	11
Gibsonia, Polk	10
Redington Beach, Pinellas	10
Telogia, Liberty	10
Captiva, Lee	10
Lake Como, Putnam	10
Missing, Polk	10
University Park, Manatee	10
Grandin, Putnam	10
Missing, Nassau	10
Los Angeles, Dade	10
Hillsboro Beach, Broward	10

COVID-19: characteristics of 1,912,440 Florida resident cases

Data through Mar 7, 2021 verified as of Mar 8, 2021 at 09:25 AM

Data in this report are provisional and subject to change.

The table below includes the cities and counties of residence for cases in Florida residents based on the patient's ZIP Code. Note that city is not always received as part of the initial notification and may be missing while the case is being investigated.

City and county	Cases
Passport, Unknown	10
Seacrest, Walton	10
Orlando, Duval	10
Dade City, Hernando	10
Leisure City, Dade	10
Grant Valkaria, Brevard	9
Briny Breezes, Palm Beach	9
Nobleton, Hernando	9
Perrine, Dade	9
Saint Augustine, Duval	9
West Delray Beach, Palm Beach	9
Elfers, Pasco	9
Fanning Springs, Gilchrist	9
Day, Lafayette	9
Lloyd, Jefferson	9
Lamont, Madison	9
Forest City, Seminole	9
Haines Creek, Lake	9
Cypress, Jackson	9
Boca Raton, Broward	9
Rubonia, Manatee	9
Umatilla, Marion	9
Beverly Beach, Flagler	9
Sea Ranch Lakes, Broward	9
Palma Sola, Manatee	9
Missing, Taylor	9
Innovation, Pasco	9
Cottdale, Washington	9
Barberville, Volusia	8
Jerome, Collier	8
Ponce De Leon, Walton	8
Missing, Clay	8
Goldenrod, Seminole	8
White City, Gulf	8
Worthington Springs, Union	8
Pine Ridge, Citrus	8
Seybold, Dade	8
Palm City, St. Lucie	8
Putnam Hall, Putnam	8
Cross Creek, Alachua	8
Fairfield, Marion	8
Fort Walton Beach, Unknown	8
Ferndale, Lake	8
Evinston, Alachua	8
Salem, Taylor	8
Virginia Gardens, Dade	8
Orange Springs, Marion	8
Fernandina, Nassau	7
Port Saint John, Brevard	7
Orange Park, Duval	7
Basinger, Okeechobee	7
Missing, Flagler	7
University Of Central Fl, Hillsborough	7
Orlando, Pasco	7
Longboat Key, Sarasota	7
Keystone Heights, Bradford	7
Fort Lauderdale, Unknown	7
Miami Gardens, Broward	7
Indian Shores, Pinellas	7

COVID-19: characteristics of 1,912,440 Florida resident cases

Data through Mar 7, 2021 verified as of Mar 8, 2021 at 09:25 AM

Data in this report are provisional and subject to change.

The table below includes the cities and counties of residence for cases in Florida residents based on the patient's ZIP Code. Note that city is not always received as part of the initial notification and may be missing while the case is being investigated.

City and county	Cases
River Ranch, Polk	7
Niceville, Walton	7
Orlando, Alachua	7
Saint Augustine Beach, St. Johns	7
Switzerland, St. Johns	7
Maitland, Volusia	7
Aripeka, Pasco	7
Holt, Santa Rosa	7
Orlando, Flagler	6
Orlando, Marion	6
Sunny Hills, Washington	6
Valkaria, Brevard	6
Okeechobee, Glades	6
Quail Heights, Dade	6
Punta Gorda, Lee	6
Labelle, Lee	6
Missing, Walton	6
Maitland, Hillsborough	6
Winter Park, Polk	6
Winderemere, Orange	6
Grove City, Charlotte	6
Coco River, Collier	6
Eglin, Okaloosa	6
Glenwood, Volusia	6
Orchid, Indian River	6
Miccosukee, Leon	6
Pensacola, Unknown	6
Ybor City, Hillsborough	6
Morriston, Marion	6
Duck Key, Monroe	6
Newberry, Gilchrist	6
Mayport Naval Station, Duval	6
Lake Butler, Bradford	6
East Rockland Key, Monroe	6
Bradenton, Sarasota	6
Maitland, Osceola	6
Inglis, Citrus	6
Hollywood, Unknown	5
Ocoee, Lake	5
Okeechobee, Martin	5
N/A, Unknown	5
Orlando, Manatee	5
Wakulla Springs, Wakulla	5
Fort Lauderdale, Lee	5
Alys Beach, Walton	5
Anastasia Island, St. Johns	5
Miami Beach, Unknown	5
Missing, Alachua	5
Point Washington, Walton	5
University Of Central FI, Martin	5
Williston, Marion	5
PsI, Unknown	5
San Carlos Park, Lee	5
Pompano Beach, Unknown	5
Bayou George, Bay	5
Boynton Beach, Broward	5
Miramar, Dade	5
Missing, Osceola	5
Miami Gardens, Unknown	5

COVID-19: characteristics of 1,912,440 Florida resident cases

Data through Mar 7, 2021 verified as of Mar 8, 2021 at 09:25 AM

Data in this report are provisional and subject to change.

The table below includes the cities and counties of residence for cases in Florida residents based on the patient's ZIP Code. Note that city is not always received as part of the initial notification and may be missing while the case is being investigated.

City and county	Cases
Kissimmee, Unknown	5
Jacksonville Naval Air Station, Duval	5
Fort Lauderdale, Palm Beach	5
Clarcona, Orange	5
Ebro, Bay	5
Bruce, Holmes	5
Hialeah, Broward	5
Westchester, Dade	5
Ocean Breeze, Martin	5
Port Salerno, Martin	5
Missing, Columbia	5
Missing, Highlands	5
Missing, Sarasota	5
Scottsmoor, Brevard	5
Pass, Unknown	5
Miami, Palm Beach	5
Stuart, St. Lucie	5
Shady Grove, Taylor	5
Missing, Leon	5
Milton, Escambia	5
Inlet Beach, Bay	5
Mayport, Duval	5
Deland, Lake	5
Marina Del Rey, Dade	4
Greenville, Jefferson	4
Missing, Hernando	4
Oklawaha, Marion	4
West Bradenton, Manatee	4
Port Charlotte, Unknown	4
Live Oak, Madison	4
Loxahatchee Groves, Palm Beach	4
Pensacola, Santa Rosa	4
Glen Ridge, Palm Beach	4
Coconut Creek, Palm Beach	4
Margate, Unknown	4
Melrose, Bradford	4
Mid Florida, Seminole	4
Highland Park, Polk	4
Los Angeles, Broward	4
Lamont, Taylor	4
Lazy Lake, Broward	4
Branford, Gilchrist	4
Cape Haze, Charlotte	4
Clewiston, Palm Beach	4
Conch Key, Monroe	4
Okeechobee, Osceola	4
Sandestin, Walton	4
Seacrest, Bay	4
Pompano Beach, Dade	4
Naples, Unknown	4
High Springs, Columbia	4
Hinsdale, Manatee	4
Bella Collina, Lake	4
El Jobean, Charlotte	4
Weirsdale, Lake	4
Pompano Beach, Palm Beach	4
Oneco, Manatee	4
Indian Rock Beach, Pinellas	4
International Service Center, Dade	4

COVID-19: characteristics of 1,912,440 Florida resident cases

Data through Mar 7, 2021 verified as of Mar 8, 2021 at 09:25 AM

Data in this report are provisional and subject to change.

The table below includes the cities and counties of residence for cases in Florida residents based on the patient's ZIP Code. Note that city is not always received as part of the initial notification and may be missing while the case is being investigated.

City and county	Cases
Island Grove, Alachua	4
Bowling Green, Polk	4
Cypress Gardens, Polk	4
Crestview, Walton	3
Cross Key, Monroe	3
Cape San Blas, Gulf	3
Apopka, Lake	3
Mayport Naval Housing, Duval	3
Green Cove Springs, Duval	3
Fernandina Beach, Duval	3
Fpo, Duval	3
Monticello, Madison	3
Vernon, Bay	3
Samoset, Manatee	3
San Fernando, Unknown	3
Alford, Washington	3
Altamonte Springs, Orange	3
Jonesville, Alachua	3
Julington Creek, St. Johns	3
Jupiter Island, Martin	3
Longwood, Unknown	3
Mims, Volusia	3
Miramar, Unknown	3
Marco Island, Lee	3
Pembroke Pines, Unknown	3
Ocean Reef Club, Monroe	3
Vero Beach, St. Lucie	3
Sorrento, Orange	3
Stuart, Palm Beach	3
Chicago, Lee	3
Coraopolis, Citrus	3
Champions Gate, Osceola	3
Bristol, Calhoun	3
Jacksonville, Alachua	3
North Fort Myers, Charlotte	3
Land O Lakes, Hillsborough	3
Lady Lake, Marion	3
Fisher Island, Unknown	3
Jacksonville , Duval	3
Bay Harbor Islands, Unknown	3
Ft Pierce, St. Lucie	3
Westville, Walton	3
Wacissa, Jefferson	3
Sugarloaf, Monroe	3
Milligan, Okaloosa	3
Jacksonville, Dade	3
Inverness, Polk	3
Lake Worth, Broward	3
Pass, Dade	3
Vero Beach, Brevard	3
Brewton, Escambia	3
Apopka, Broward	3
Lake Harbor, Palm Beach	3
Lanark Village, Franklin	3
Maitland, Polk	3
Pp, Dade	3
Pp, Unknown	3
Orem, Palm Beach	3
Woodside, Broward	3

COVID-19: characteristics of 1,912,440 Florida resident cases

Data through Mar 7, 2021 verified as of Mar 8, 2021 at 09:25 AM

Data in this report are provisional and subject to change.

The table below includes the cities and counties of residence for cases in Florida residents based on the patient's ZIP Code. Note that city is not always received as part of the initial notification and may be missing while the case is being investigated.

City and county	Cases
Lynbrook, Broward	3
Miami, Orange	3
Lake Geneva, Clay	3
Lake City, Duval	3
Lakeland, Hillsborough	3
Immokalee, Lee	3
Hallandale Beach, Unknown	3
Fort Myers, Unknown	3
Bradington, Manatee	3
Blountstown, Liberty	3
Port Saint Lucie, Martin	3
Saint Petersburg, Hillsborough	3
Palm Coast, Volusia	3
Village Of Golf, Palm Beach	3
Wildwood, Marion	3
Saint Augusaintine Beach, St. Johns	3
Tampa Palms, Hillsborough	3
Tampa, Pinellas	3
Pineland, Lee	3
Winter Garden, Seminole	3
Tarpon Springs, Pasco	3
Jacksonville, Clay	3
Ludlam, Dade	3
Laurel, Sarasota	3
Clermont, Orange	3
Clermont, Polk	2
Bronx, Seminole	2
Doctors Inlet, Clay	2
Bonifay, Jackson	2
Bonnie, Sarasota	2
Lecanto, Marion	2
Lake Helen, Orange	2
Maitland, Leon	2
Melrose, Alachua	2
Fort Myers, Collier	2
Fort Pierce, Martin	2
West Palm Beach, Dade	2
Weston, Dade	2
Winter Park, Leon	2
Redland, Dade	2
Olustee, Baker	2
Orlando, Santa Rosa	2
Orlando, Charlotte	2
Palm Springs North, Dade	2
Miami Shores, Broward	2
Seven Springs, Pasco	2
Upper Key Largo, Monroe	2
University Of Central Florida, Brevard	2
West Palm Beach, Broward	2
West Villages, Sarasota	2
Zellwood, Lake	2
Phoenix, Lake	2
Mount Pleasant, Gadsden	2
None, Dade	2
Navarre, Okaloosa	2
Blountstown, Jackson	2
Alligator Point, Franklin	2
Coconut Creek, Unknown	2
Crawfordville, Leon	2

COVID-19: characteristics of 1,912,440 Florida resident cases

Data through Mar 7, 2021 verified as of Mar 8, 2021 at 09:25 AM

Data in this report are provisional and subject to change.

The table below includes the cities and counties of residence for cases in Florida residents based on the patient's ZIP Code. Note that city is not always received as part of the initial notification and may be missing while the case is being investigated.

City and county	Cases
Eatonville, Lake	2
Hallandale Beach, Dade	2
Lawtey, Union	2
Lutz, Pinellas	2
Los Angeles, Okaloosa	2
Wekiwa Springs, Seminole	2
Wimauma, Manatee	2
University Of Central Florida, Palm Beach	2
University Of Central Florida, Pinellas	2
Provo, Broward	2
Portland, Unknown	2
Sumatra, Liberty	2
Maitland, Lake	2
Hialeah Lakes, Dade	2
Hialeah, Orange	2
Moore Haven, Hendry	2
Naples, Broward	2
Cassadaga, Volusia	2
Fort Walton Beach, Walton	2
Duke Field Air Force Station, Okaloosa	2
Dunnellon, Levy	2
University Of Central Florida, Broward	2
Orlando, Okaloosa	2
Saint Teresa, Wakulla	2
Ridge Manor Estates, Sumter	2
Maitland, Pasco	2
Miamt, Dade	2
Ocala, Unknown	2
Madison, Unknown	2
Florida Power & Light Co, Dade	2
Amelia City, Nassau	2
Apopka, Unknown	2
Alligator Point, Wakulla	2
Chipley, Jackson	2
Red Bay, Holmes	2
Saint Marys, Nassau	2
Pembroke Lakes, Broward	2
Port Saint Lucie, Palm Beach	2
Tampa, Unknown	2
Sutton, Pasco	2
Windermere, Lake	2
Fort Lauderdale, Alachua	2
Deerfield Beach, Unknown	2
Doral, Unknown	2
Brooklyn, Broward	2
Cross City, Taylor	2
Carl Fisher, Dade	2
Jupiter, Dade	2
Homeless, Hillsborough	2
Lakeland, Unknown	2
Micanopy, Marion	2
Melrose, Clay	2
Mesa, Unknown	2
Marina Del Rey, Broward	2
Longview, Dade	2
Jacksonville, Nassau	2
Jacksonville Naval Hospital, Duval	2
Hosford, Calhoun	2
Aventura, Broward	2

COVID-19: characteristics of 1,912,440 Florida resident cases

Data through Mar 7, 2021 verified as of Mar 8, 2021 at 09:25 AM

Data in this report are provisional and subject to change.

The table below includes the cities and counties of residence for cases in Florida residents based on the patient's ZIP Code. Note that city is not always received as part of the initial notification and may be missing while the case is being investigated.

City and county	Cases
000000, Unknown	2
Dfafs, Okaloosa	2
Summerfield, Unknown	2
Tampa, Hernando	2
Sharpes, Brevard	2
Sebring, Desoto	2
Saint Lucie Village, St. Lucie	2
Ormond Beach, Flagler	2
Noma, Holmes	2
Orlando, Lee	2
Panama City, Unknown	2
Pembroke Pines, Dade	2
Vero Beach, Unknown	2
Wauchula, Desoto	2
Yeehaw, Okeechobee	2
Venice, Dade	2
West Palm Beach, Unknown	2
Windermere, Hillsborough	2
Winter Park, Volusia	2
Winter Springs, Orange	2
Okeechobee, Highlands	2
Orlando, Escambia	2
Pompano Beach, Osceola	2
Port Charlotte, Lee	2
Port St. Lucie, St. Lucie	2
Sand Lake, Orange	2
University Of Central Fl, Seminole	2
Union, Manatee	2
Marathon Shores, Monroe	2
Miami, Martin	2
Long Beach, Orange	2
New Port Richey, Hillsborough	2
Jena, Taylor	2
Lauderhill, Unknown	2
Labelle, Collier	2
At Large, Broward	2
Bonnie, Dade	2
Boys Ranch, Suwannee	2
Eatonville, Polk	2
Delray Beach, Broward	2
Fort Pierce, Brevard	2
Graceville, Unknown	2
Sarasota, Unknown	2
Seguin, Unknown	2
Sunrise, Unknown	2
Tampa, Broward	2
Tarpon Springs, Hillsborough	2
Oakland Park, Unknown	2
Orlando, Collier	2
Orlando, St. Lucie	2
Plantation Key, Monroe	2
Port Canaveral, Brevard	2
Marysville, Dade	2
Callahan, Duval	2
Dade City, Unknown	2
Cibolo, Orange	2
Claysville, Hernando	2
Crescent Beach, Sarasota	2
Fl State Univ Student, Leon	2

COVID-19: characteristics of 1,912,440 Florida resident cases

Data through Mar 7, 2021 verified as of Mar 8, 2021 at 09:25 AM

Data in this report are provisional and subject to change.

The table below includes the cities and counties of residence for cases in Florida residents based on the patient's ZIP Code. Note that city is not always received as part of the initial notification and may be missing while the case is being investigated.

City and county	Cases
Defuniak Springs, Okaloosa	2
Defuniak Springs, Unknown	2
Dona Vista, Lake	1
East Setauket, Palm Beach	1
El Dorado, Palm Beach	1
Fleming Island, Duval	1
Fellsmere, Brevard	1
Crestview, Broward	1
Clearwater, Leon	1
Charlotte, Alachua	1
Dalecity, Okaloosa	1
Daytona Beach, Orange	1
Deerfield Beach, Polk	1
Crystal River, Marion	1
Crystal River, Unknown	1
Canton, Duval	1
Cantonment, Santa Rosa	1
Cape Coral, Unknown	1
Brooklyn, Polk	1
Bryceville, Duval	1
Bradenton, Lee	1
Boca Raton, Dade	1
Boca Raton, Madison	1
Bogota, Unknown	1
Bal Harbour, Broward	1
Atlanta, Walton	1
Attalla, Broward	1
Auburn, Palm Beach	1
Autaugaville, Broward	1
Apopka, Volusia	1
Alachua, Suwannee	1
Alafaya, Broward	1
Alafaya, Pinellas	1
Lake Clarke Shores, Palm Beach	1
Lake Forest, Collier	1
Merrick, Palm Beach	1
Metter, Manatee	1
Miami, Osceola	1
Miamiardens, Unknown	1
Miamksaohes, Dade	1
Jacksonville, Baker	1
Jacksonville, Marion	1
Irmo, Unknown	1
Key West, Palm Beach	1
Kilgore, Dade	1
Jupiter Inlet, Palm Beach	1
Jzx, Unknown	1
Land O Lakes, Unknown	1
Lawton, Okaloosa	1
Levittown, Palm Beach	1
Lima, Manatee	1
Lima, Volusia	1
Macclenny, Dixie	1
Madison, Jefferson	1
Maitland, Collier	1
Florida City, Unknown	1
Fort Lauderdale, Collier	1
Gainesville, Levy	1
Glen Cove, Unknown	1

COVID-19: characteristics of 1,912,440 Florida resident cases

Data through Mar 7, 2021 verified as of Mar 8, 2021 at 09:25 AM

Data in this report are provisional and subject to change.

The table below includes the cities and counties of residence for cases in Florida residents based on the patient's ZIP Code. Note that city is not always received as part of the initial notification and may be missing while the case is being investigated.

City and county	Cases
Glen Saint Mary, Duval	1
Golden Oak, Hillsborough	1
Golf, Palm Beach	1
Immokalee, Walton	1
Greensboro, Leon	1
Pooler, Broward	1
Port St. Lucie, Unknown	1
Punta Gorda, Sarasota	1
Putnam, Putnam	1
Ridgewood, Lee	1
Roayl Palm Beach, Palm Beach	1
Roseville, Broward	1
Rye, Palm Beach	1
Saint Petersburg, Bay	1
Plantation, Leon	1
Pensacola, Dade	1
Panomo City, Bay	1
Parrish, Sarasota	1
Orlando, Walton	1
Oviedo, Lake	1
Orlando, St. Johns	1
Orlando, Gadsden	1
Orlando, Hernando	1
Ocala, Duval	1
North Porte, Unknown	1
Notrealville, Polk	1
Nashville, Palm Beach	1
Okeechobi, Unknown	1
Orem, Dade	1
Orlando, Citrus	1
Monument, Broward	1
Mokena, Lee	1
Miami Dade, Unknown	1
Myrtle Beach, Broward	1
Morrisville, Palm Beach	1
North Brunswick, St. Lucie	1
North Grafton, Dade	1
North Lauderdale, Unknown	1
Syracuse, Unknown	1
Twentynine Palms, Broward	1
Vernon, Walton	1
Venezuela, Unknown	1
Waukesha, Volusia	1
Surprise, Unknown	1
St Cloud, Orange	1
St Helena Is, Dade	1
San Marcos, Unknown	1
West Miami, Unknown	1
Whippany, Volusia	1
Xifamk, Dade	1
Windermere, Alachua	1
Winfield, Hillsborough	1
Winter Garden, Unknown	1
Winter Park, Brevard	1
Winter Park, Unknown	1
Eureka, Flagler	1
Evansville, Citrus	1
Fort Worth, Broward	1
Franklin, Orange	1

COVID-19: characteristics of 1,912,440 Florida resident cases

Data through Mar 7, 2021 verified as of Mar 8, 2021 at 09:25 AM

Data in this report are provisional and subject to change.

The table below includes the cities and counties of residence for cases in Florida residents based on the patient's ZIP Code. Note that city is not always received as part of the initial notification and may be missing while the case is being investigated.

City and county	Cases
Frostproof, Highlands	1
Gainesville, Palm Beach	1
Gainesville, Santa Rosa	1
Commerce Township, Manatee	1
Coral Gables , Dade	1
Crawfordville, Alachua	1
Crescent City, Marion	1
Crestview, Unknown	1
Denton, Broward	1
Destin, Bay	1
Brownsville, Escambia	1
Bonnie, St. Johns	1
Belleair Bluffs, Unknown	1
Clearwater, Hillsborough	1
Coal City, Pasco	1
Celebration, Orange	1
Chicago, Broward	1
Choctaw Beach, Unknown	1
Austin, Dade	1
Apo, Collier	1
Big Torch Key, Monroe	1
Black, Holmes	1
Boca Raton, Lee	1
Bonifay, Unknown	1
8852 Teacher Ln, Pasco	1
Addison, Pasco	1
Apopka, Citrus	1
Apopka, Hillsborough	1
Arabi, Orange	1
Indianapolis, Lee	1
Jupiter, Pinellas	1
Kansas City, Palm Beach	1
Gwynn Oak, Polk	1
Lake In The Hills, Broward	1
Lake Worth, Unknown	1
Litchfield Park, Monroe	1
Littleton, St. Johns	1
Newaygo, Charlotte	1
New Canaan, Dade	1
Na, Dade	1
Naples, Leon	1
Melbourne, Volusia	1
Mattoon, Lee	1
Milford, Bay	1
Milford, Unknown	1
Los Angeles, Orange	1
Maitland, Palm Beach	1
Marianna, Leon	1
Marianna, Washington	1
Mary Esther, Hillsborough	1
Tavares, Unknown	1
Temple, Palm Beach	1
Surfside Beach, Orange	1
Tampa, Duval	1
Summerdale, Escambia	1
Sun City Center, Lee	1
Saint Charles, Orange	1
St Peterburg, Orange	1
Stiamk, Dade	1

COVID-19: characteristics of 1,912,440 Florida resident cases

Data through Mar 7, 2021 verified as of Mar 8, 2021 at 09:25 AM

Data in this report are provisional and subject to change.

The table below includes the cities and counties of residence for cases in Florida residents based on the patient's ZIP Code. Note that city is not always received as part of the initial notification and may be missing while the case is being investigated.

City and county	Cases
Scottsdale, Brevard	1
Scottsdale, Palm Beach	1
Roswell, Bay	1
Ruskin, Dade	1
Ruskin, Manatee	1
Saint Petersburg, Duval	1
Saint Petersburg, Manatee	1
Port Saint Lucie, Marion	1
Port St Luice, Unknown	1
Pensacola Naval Hospital, Escambia	1
Plymouth, Pasco	1
Pass-A-Grille, Pinellas	1
Oviedo, Orange	1
Pace, Escambia	1
Painted Post, Pasco	1
Palatka, Marion	1
Okeechobee, Unknown	1
North Port, Charlotte	1
Winter Springs, Polk	1
Youngstown, Washington	1
Winnetka, Dade	1
Winter Garden, Osceola	1
Winter Haven, Osceola	1
Winter Park, Duval	1
Winter Park, Palm Beach	1
Weston, Unknown	1
Wildwood, Lee	1
West Hollywood, Broward	1
Wakefield, Broward	1
Waverly, Duval	1
Wabasha, Clay	1
Unknown, Duval	1
Upland, Manatee	1
Windermere, Volusia	1
Wtixrat, Dade	1
Westlake Village, Unknown	1
White Plains, Broward	1
Whites Creek, Leon	1
Watersound, Bay	1
University Of Central Florida, Lee	1
Unk, Duval	1
Ventura, Orange	1
Pembroke Pines, Orange	1
Pensacola, Sumter	1
Perth Amboy, Hillsborough	1
Puerto Rico, Unknown	1
Punta Gorda, Unknown	1
Randolph, Orange	1
Rivera Beach, Palm Beach	1
Port Orange, Brevard	1
Powell, Lee	1
Orlando, Jackson	1
Paducah, Manatee	1
Palm Coast, Unknown	1
Oldsrav, Manatee	1
Newberry, Levy	1
Saint Petersburg, Charlotte	1
Saint Augustine, Flagler	1
Seffenner, Hillsborough	1

COVID-19: characteristics of 1,912,440 Florida resident cases

Data through Mar 7, 2021 verified as of Mar 8, 2021 at 09:25 AM

Data in this report are provisional and subject to change.

The table below includes the cities and counties of residence for cases in Florida residents based on the patient's ZIP Code. Note that city is not always received as part of the initial notification and may be missing while the case is being investigated.

City and county	Cases
Seminole, Lee	1
Sunrtise, Dade	1
Tallahassee, Madison	1
Trenton, Dixie	1
Unknown, Unknown	1
Toms River, Lee	1
Tourist, Dade	1
Stratford, Broward	1
Crossings, Unknown	1
Davenport, Lake	1
Davie, Unknown	1
Dayton, Orange	1
Edgewood, Broward	1
Elkton, Putnam	1
Chesterfield, Broward	1
Carteret, Polk	1
Cincinnati, Dade	1
Connellsville, Highlands	1
Armstrong, St. Johns	1
Atl, Brevard	1
Alva, Escambia	1
Andalusia, Escambia	1
Arcadia, Highlands	1
Baker, Santa Rosa	1
Belleville, Palm Beach	1
Belmont, Santa Rosa	1
Blountstown, Broward	1
Bronson, Alachua	1
Brooker, Alachua	1
Bradenton, Clay	1
Brandon, Pinellas	1
Bonita, Lee	1
Bocaraten, Palm Beach	1
Hudson, Pinellas	1
Hoosick Falls, Broward	1
Indian Rock Beach, Palm Beach	1
Interlachen, Duval	1
Kure Beach, Monroe	1
Lakeland, Palm Beach	1
Floral, Okaloosa	1
Forestville, Volusia	1
Gibson, Unknown	1
Gainesville, Okaloosa	1
Gainesville, Unknown	1
Greenbrier, Bay	1
Groveland, Orange	1
Hialeahgardens, Dade	1
Hiram, Leon	1
Longwood, Broward	1
Lucedale, St. Lucie	1
Mayaguez, Dade	1
Macclenny, Duval	1
Mantua, Broward	1
Middletown, Osceola	1
North Laud, Unknown	1
Ocala, Citrus	1
Ocoee, Unknown	1
Odessa, Dade	1
New Vernon, Palm Beach	1

COVID-19: characteristics of 1,912,440 Florida resident cases

Data through Mar 7, 2021 verified as of Mar 8, 2021 at 09:25 AM

Data in this report are provisional and subject to change.

The table below includes the cities and counties of residence for cases in Florida residents based on the patient's ZIP Code. Note that city is not always received as part of the initial notification and may be missing while the case is being investigated.

City and county	Cases
Monroe, Hillsborough	1
Missing, Gilchrist	1
Mckinney, Broward	1
Miamc, Dade	1
Matawan, Palm Beach	1
Missing, Okeechobee	1
Monroe Township, Palm Beach	1
Moore Haven, Okeechobee	1
Morrisville, Unknown	1
Longwood, Volusia	1
Ldhl, Broward	1
Lincoln, St. Lucie	1
Little Neck, Lee	1
Lake Butler, Alachua	1
Knoxville, Bay	1
Las Vegas, Palm Beach	1
Homeless, Monroe	1
Homeless, Pinellas	1
Howell, Dade	1
Hudson, Hernando	1
Hoclywsod, Dade	1
Holiday, Pinellas	1
Indian Rocks Beach, Duval	1
Indiantown, Palm Beach	1
Inglewood, Sarasota	1
Inverness, Marion	1
Inwood, Broward	1
Irvine, Marion	1
Istachatta, Hernando	1
Jupiter, St. Lucie	1
Kenilworth, Leon	1
Jacksonville, Orange	1
Jefferson, Dade	1
Jonesboro, Leon	1
Kingsland, Nassau	1
Key West, Duval	1
Keys West, Unknown	1
Carmel, Orange	1
Cedar Springs, Hernando	1
Chicago, Unknown	1
Coconut Ck, Unknown	1
Dallas, Hernando	1
Dayton, Lake	1
Daytona Beach, Pinellas	1
Dearborn, Broward	1
Deer Park, Dade	1
Brooklyn, Dade	1
Brooklyn, Lee	1
Caracas, Dade	1
Bonnie, Broward	1
Boston, Broward	1
Bel Air, Collier	1
O, Manatee	1
Alachua, Duval	1
Alpharetta, Broward	1
Apopka, Clay	1
Asheville, Highlands	1
Astoria, Broward	1
Atmore, Escambia	1

COVID-19: characteristics of 1,912,440 Florida resident cases

Data through Mar 7, 2021 verified as of Mar 8, 2021 at 09:25 AM

Data in this report are provisional and subject to change.

The table below includes the cities and counties of residence for cases in Florida residents based on the patient's ZIP Code. Note that city is not always received as part of the initial notification and may be missing while the case is being investigated.

City and county	Cases
Bartow, Hardee	1
Downingtown, Broward	1
Downingtown, Hillsborough	1
Dpo, Santa Rosa	1
Dunedin, Unknown	1
Deerfield, Dade	1
Deland, Seminole	1
Deltona, Seminole	1
Fort Lauderdale, Leon	1
Fort Myers, Sarasota	1
Fort Pierce, Palm Beach	1
Fort White, Clay	1
East Palatka, Hillsborough	1
Eastpoint, Leon	1
Garden City, Alachua	1
Gaylord, Orange	1
Gotcha, Orange	1
Greensburg, Palm Beach	1
Erie, Monroe	1
Hallandale, Unknown	1
Haines City, Osceola	1
Hernando, Marion	1
Hialeah, Collier	1
Helen, Bay	1
Winter Garden, Duval	1
Woodbine, Nassau	1
West Aplm Beach, Palm Beach	1
West Yarmouth, St. Lucie	1
Venetian Islands, Dade	1
Yulee, St. Johns	1
Zephyrhills, Hillsborough	1
Syracuse, Polk	1
Tallahassee, Dade	1
Tamarac, Dade	1
Sunbright, Palm Beach	1
Tavares, Orange	1
Tequesta, Martin	1
Topsham, Manatee	1
Town Of Nocatee, St. Johns	1
Troy, Manatee	1
Unkn, Duval	1
Waipahu, Santa Rosa	1
Ward, Polk	1
Wellborn, Columbia	1
Prattville, Hillsborough	1
Prestonsburg, Bay	1
Quincy, Jackson	1
Rapid City, Broward	1
Russellville, Bay	1
Sagamore Beach, Charlotte	1
Saint Cloud, Palm Beach	1
Petersburg, Manatee	1
Piasa, Putnam	1
Saint Joseph, Volusia	1
San Antonio, Orange	1
Sanford, Unknown	1
Seminole, Leon	1
Suitland, Volusia	1
Shalimar, Unknown	1

COVID-19: characteristics of 1,912,440 Florida resident cases

Data through Mar 7, 2021 verified as of Mar 8, 2021 at 09:25 AM

Data in this report are provisional and subject to change.

The table below includes the cities and counties of residence for cases in Florida residents based on the patient's ZIP Code. Note that city is not always received as part of the initial notification and may be missing while the case is being investigated.

City and county	Cases
Shirley, Flagler	1
Oldsmar, Hillsborough	1
Olean, Alachua	1
North Palm Beach, Orange	1
Northport, Sarasota	1
Oakland, Lee	1
Milford, Lee	1
Myakka City, Sarasota	1
New Middletown, Hillsborough	1
New Port Richey, Pinellas	1
New Port Richey, Unknown	1
Newberry, Marion	1
Orlo Vista, Orange	1
Other, Dade	1
Palm Beach Gardens, Unknown	1
Palmetto Bay, Palm Beach	1
Palmetto, Pasco	1
Parma, Manatee	1
Pass-A-Grille Beach, Pinellas	1
Chipley, Holmes	1
Daniel Island, Bay	1
Colorado Springs, Unknown	1
Conifer, Lee	1
Eatonville, Seminole	1
El Paso, Unknown	1
Everett, Dade	1
Dunellen, Dade	1
Destin, Unknown	1
Diamond, Highlands	1
Doral, Broward	1
Altamonte, Orange	1
Alva, Collier	1
333, Unknown	1
Allentown, Putnam	1
Apple Creek, Citrus	1
Amelia Village, Nassau	1
Barefoot Beach, Lee	1
Battle Creek, Manatee	1
Avon, Manatee	1
Aventura, Osceola	1
Bryn Mawr, Palm Beach	1
Burkeville, Brevard	1
Camden Wyoming, Duval	1
Chattanooga, Dade	1
Bear Grass, Palm Beach	1
Azalea Park, Osceola	1
Boca Raton,, Palm Beach	1
Boston, Dade	1
Brewster, Volusia	1
Fort Denaud, Glades	1
Fort Meyers, Lee	1
Fairless Hills, Broward	1
FI State Lot, Leon	1
Fortlauderdale, Unknown	1
Fortwalton Beach, Okaloosa	1
Ft Pierce, Unknown	1
Garland, Orange	1
Hilliard, Unknown	1
Homeless, Dade	1

COVID-19: characteristics of 1,912,440 Florida resident cases

Data through Mar 7, 2021 verified as of Mar 8, 2021 at 09:25 AM

Data in this report are provisional and subject to change.

The table below includes the cities and counties of residence for cases in Florida residents based on the patient's ZIP Code. Note that city is not always received as part of the initial notification and may be missing while the case is being investigated.

City and county	Cases
Homer, Escambia	1
Hickory, Lee	1
Hallandate Ben, Unknown	1
Havana, Leon	1
Longwood, Orange	1
Lapeer, Manatee	1
Lauderdale Hill, Unknown	1
Lehigh Cares, Lee	1
Live Oak, Columbia	1
Loganville, Orange	1
Lake Mary, Lake	1
Knoxville, Escambia	1
Jeffersonville, Broward	1
North Miami, Broward	1
Ocean City, Broward	1
Old Town, Gilchrist	1
Opa Locka, Polk	1
Orem, Sarasota	1
Orem, Unknown	1
Miami Garden, Unknown	1
Middleburg, Duval	1
Midland, Osceola	1
Miami, Charlotte	1
Miamii, Dade	1
Missing, Wakulla	1
Monterey, Broward	1
Mumford, Manatee	1
N/A, Duval	1
Naples, Alachua	1
Ridgewood, Broward	1
Riverview, Manatee	1
Roseland, Palm Beach	1
San Antonio, Dade	1
San Diego, Unknown	1
Porter Ranch, Dade	1
Raiford, Bradford	1
Republic, Monroe	1
Richmond, Palm Beach	1
Oviedo, Leon	1
Palm City, Unknown	1
Ponte Vedra Beach, Orange	1
Port Orange , Volusia	1
Port Saint Lucie, Indian River	1
Plant City, Unknown	1
Pompano Beach, Alachua	1
University Of Central Florida, Hillsborough	1
University Of Central Fl, Pasco	1
Union City, Bradford	1
Village Of Palm Springs, Palm Beach	1
Virginia Beach, Alachua	1
Webster, Pasco	1
Wilbur By The Sea, Volusia	1
Willowbrook, Lee	1
Tampa, Escambia	1
Tampa, Manatee	1
Tangerine, Lake	1
Sebastian, Lake	1
Steinhatchee, Alachua	1
Sanford, Palm Beach	1

COVID-19: characteristics of 1,912,440 Florida resident cases

Data through Mar 7, 2021 verified as of Mar 8, 2021 at 09:25 AM

Data in this report are provisional and subject to change.

The table below includes the cities and counties of residence for cases in Florida residents based on the patient's ZIP Code. Note that city is not always received as part of the initial notification and may be missing while the case is being investigated.

City and county	Cases
Russellville, Hillsborough	1
Saint Augustine, Okaloosa	1
Westerville, Hillsborough	1
Wilton Manors, Dade	1
Winston Salem, Unknown	1
Winter Garden, Hillsborough	1
Woodland Hills, Brevard	1
Youngstown, Calhoun	1
Yulee, Duval	1
Downers Grove, St. Lucie	1
Export, Palm Beach	1
Fdsf, Unknown	1
Felda, Palm Beach	1
Flagler Beach, Volusia	1
Flora, Lee	1
Fresno, Pasco	1
Fort Myers, Lake	1
Green, Clay	1
Greensburg, Orange	1
Greenville, Monroe	1
Gulf Shores, Escambia	1
Fruitland Park, Sumter	1
Fwb, Unknown	1
Gainesville, Marion	1
Gastonia, Polk	1
Clearwater, Highlands	1
Clermont, Unknown	1
Columbia, Orange	1
Coral Gables, Unknown	1
Coral Springs, Unknown	1
Cornelius, Leon	1
Crestview, Dade	1
Dade City, Polk	1
Dania, Unknown	1
Darien, Pasco	1
Arcadia, Charlotte	1
Aspen, Palm Beach	1
Atlanta, Broward	1
Aurburndale, Polk	1
Aventura, Unknown	1
Azalea Park, Sarasota	1
Bartow, Unknown	1
Biscayne Park, Broward	1
Boca Rotan, Unknown	1
Alpharetta, Alachua	1
Apalachicola, Leon	1
Brooksville, Columbia	1
Bryn Mawr, Collier	1
Canfield, Duval	1
Naugatuck, Lee	1
New Vernon, Sarasota	1
New York, Broward	1
Myakka, Duval	1
Newport Beach, Palm Beach	1
Newport, Pinellas	1
North Little Rock, Palm Beach	1
Northville, Broward	1
Ocala, Indian River	1
Ocoee, Broward	1

COVID-19: characteristics of 1,912,440 Florida resident cases

Data through Mar 7, 2021 verified as of Mar 8, 2021 at 09:25 AM

Data in this report are provisional and subject to change.

The table below includes the cities and counties of residence for cases in Florida residents based on the patient's ZIP Code. Note that city is not always received as part of the initial notification and may be missing while the case is being investigated.

City and county	Cases
Missing, Baker	1
Middleburg, Unknown	1
Milford, Palm Beach	1
Milford, Polk	1
Minneapolis, Broward	1
Melbourne, Orange	1
Metter, Volusia	1
Miami Beach, Palm Beach	1
Miami Granders, Dade	1
Hilliard, Dade	1
Hollywood, Leon	1
Holt, Unknown	1
Homestead, Monroe	1
Humble, Broward	1
Havanna, Gadsden	1
Jan Phyl Village, Polk	1
Johns Island, Wakulla	1
Killarney, Orange	1
Knoxville, Duval	1
Maitland, Unknown	1
Mary Esther Rd, Okaloosa	1
Lake City, Volusia	1
Los Angeles, Polk	1
Lakeland, Pasco	1
Lakewood, Unknown	1
Sumter Ville, Unknown	1
Tallahassee, Escambia	1
Telluride, Lee	1
Tampa, Dade	1
Tampa, Lee	1
Stockbridge, Leon	1
Sullivans Island, Dade	1
Southampton, Palm Beach	1
Springhill, Unknown	1
South Otselic, Dade	1
Sevierville, Dade	1
Saint Petersburg, Dade	1
San Juan, Osceola	1
San Pedro Sula, Dade	1
Sandy, Duval	1
Richmond Heights, Dade	1
Riverview, Pinellas	1
Rochester, Lee	1
Rosemary Beach, Bay	1
Saint Cloud, Orange	1
Pound Ridge, Leon	1
Ponce, Orange	1
Port Charlotte Fl, Unknown	1
Plant City, Hendry	1
Plant City, Pinellas	1
Plantation, Unknown	1
Opa Locka, Unknown	1
Orem, Nassau	1
Olando, Orange	1
Ocoee, Polk	1
Orlando, Highlands	1
Tinley Park, Lee	1
University Of Central Fl, Dade	1
Wayne, Dade	1

COVID-19: characteristics of 1,912,440 Florida resident cases

Data through Mar 7, 2021 verified as of Mar 8, 2021 at 09:25 AM

Data in this report are provisional and subject to change.

The table below includes the cities and counties of residence for cases in Florida residents based on the patient's ZIP Code. Note that city is not always received as part of the initial notification and may be missing while the case is being investigated.

City and county	Cases
Windermere, Polk	1
Winter Park, Lake	1
West Simsbury, Collier	1
Louisville, Manatee	1
Los Angeles Ca, Unknown	1
Los Angeles, Hardee	1
Littleton, Dade	1
Margate, Dade	1
Marshall, Dade	1
Mary Esther, Unknown	1
Medford, Palm Beach	1
Middlesburg, Duval	1
Missing, Jackson	1
Macdill Air Force Base, Hillsborough	1
Miami Beach, Broward	1
Miami Lakes, Unknown	1
Miami, Hillsborough	1
Miami, Manatee	1
Leesburg, Marion	1
Lehigh Acres, Dade	1
Lewisburg, Pasco	1
Largo, Unknown	1
Lake City, Hamilton	1
La Grange, Dade	1
Harrison, Pinellas	1
Holly Ridge, Orange	1
Homeless, Polk	1
Homosassa, Hernando	1
Jerusalem, St. Johns	1
East Hampton, Palm Beach	1
Cypress, Leon	1
Davenport, Orange	1
Daytona Beach, Unknown	1
Deland, St. Lucie	1
Deltona, Orange	1
Fort Myers-, Lee	1
Fort Pierce, Unknown	1
Foley, Escambia	1
Gainesville, Duval	1
Granada Hills, Broward	1
Guilford, Dade	1
Hailandale, Unknown	1
Conway, Leon	1
Coventry, Broward	1
Clermont, Volusia	1
Clewiston, Glades	1
Bridgeport, Dade	1
Bronx, Palm Beach	1
Cartersville, Unknown	1
Altoona, Marion	1
Anaheim, Unknown	1
Argyle, Walton	1
Athens, Duval	1
Bogota, Orange	1
Bradenton, Dade	1
Bradenton, Osceola	1
New Orleans, Palm Beach	1
Newark, Broward	1
Newburgh, Bay	1

COVID-19: characteristics of 1,912,440 Florida resident cases

Data through Mar 7, 2021 verified as of Mar 8, 2021 at 09:25 AM

Data in this report are provisional and subject to change.

The table below includes the cities and counties of residence for cases in Florida residents based on the patient's ZIP Code. Note that city is not always received as part of the initial notification and may be missing while the case is being investigated.

City and county	Cases
Navarre, Dade	1
Old Town, Alachua	1
Omaha, Palm Beach	1
Ona, Manatee	1
Oooooo, Unknown	1
Opa Locka, Broward	1
Orange Park , Duval	1
North Pole, Seminole	1
North Port, Lee	1
Orlando, Columbia	1
Orlando, Indian River	1
Orlando, Sarasota	1
Ocoee, Osceola	1
Okeechobee, Broward	1
Orem, Broward	1
Plantation, Orange	1
Pompano Beach, Martin	1
Parker, Dade	1
Parker, Leon	1
Peoria, Unknown	1
Palm Coast, Alachua	1
Palm Coast, Polk	1
Ormond Beach, Unknown	1
Oviedo, Brevard	1
Pacifica, Dade	1
Saint Petersburg, St. Lucie	1
Sandford, Seminole	1
Rye, Duval	1
Rex, Duval	1
Potomac, Palm Beach	1
Port Everglades, Broward	1
Zolfo Springs, Polk	1
Winter Park, Broward	1
Winter Park, Indian River	1
Winter Park, Lee	1
Westbrook, Dade	1
Wichita, Volusia	1
Washington, Unknown	1
Venice, Unknown	1
Vernon, Unknown	1
Winder Garden, Orange	1
Windermere, Leon	1
Windermere, Osceola	1
Windermere, Seminole	1
Winter Garden, Broward	1
Wells, Polk	1
Winter Garden, Pinellas	1
Tulsa, Orange	1
Tiffin, Highlands	1
Sun City Center, Hardee	1
Sunny Isles Beach, Broward	1
Tallahassee, Duval	1
Tallahassee, Unknown	1
Tampa, Palm Beach	1
Tavares, Marion	1
Saint Cloud, Unknown	1
Saint Johns, Unknown	1
Sarasota, Flagler	1
Saxis, Lee	1

COVID-19: characteristics of 1,912,440 Florida resident cases

Data through Mar 7, 2021 verified as of Mar 8, 2021 at 09:25 AM

Data in this report are provisional and subject to change.

The table below includes the cities and counties of residence for cases in Florida residents based on the patient's ZIP Code. Note that city is not always received as part of the initial notification and may be missing while the case is being investigated.

City and county	Cases
Schenectady, Polk	1
Sebring, Lee	1
Shelton, Manatee	1
Spring Hill , Hernando	1
Spring Hill, Dade	1
Starke, Clay	1
Stone Mountain, Palm Beach	1
Miami, Collier	1
Miami, St. Lucie	1
New Richmond, Volusia	1
Oakland, Leon	1
Ocala, Alachua	1
Okeechobee, St. Lucie	1
Panama City, Walton	1
Palm Coast, Duval	1
Orlando, Union	1
Ovido, Seminole	1
Oxford, Palm Beach	1
Opalocka, Dade	1
North Canton, Palm Beach	1
Rio Dell, Volusia	1
Rochelle, Volusia	1
Saint Cloud, Lee	1
Saint Johns, Orange	1
San Antonio, Sarasota	1
San Antonio, Unknown	1
Sanford, Volusia	1
Perry, Leon	1
Perth Amboy, Monroe	1
Port Orange, Unknown	1
Port Saint Lucie, Orange	1
Princeton, Alachua	1
Provincetown, Collier	1
Tangerine, Seminole	1
Shannon, Collier	1
Soldotna, Broward	1
Spring Park, Alachua	1
Steinhatchee, Madison	1
South Burlington, Orange	1
Winter Park, Osceola	1
Wood River, Polk	1
Worcester, Palm Beach	1
Wheaton, Lee	1
Wilmington, Broward	1
Winter Park, Alachua	1
Wesley Chapel, Alachua	1
Umatilla, Alachua	1
University Of Central Florida, Monroe	1
Virginia Beach, Hernando	1
Waco, Broward	1
Washington, Broward	1
Tewksbury, Orange	1
Toms River, Dade	1
Grassy Key, Monroe	1
Gainesville, Baker	1
Gilmer, Dade	1
Haverford, Hillsborough	1
Herrin, Orange	1
Jacksonville, Manatee	1

COVID-19: characteristics of 1,912,440 Florida resident cases

Data through Mar 7, 2021 verified as of Mar 8, 2021 at 09:25 AM

Data in this report are provisional and subject to change.

The table below includes the cities and counties of residence for cases in Florida residents based on the patient's ZIP Code. Note that city is not always received as part of the initial notification and may be missing while the case is being investigated.

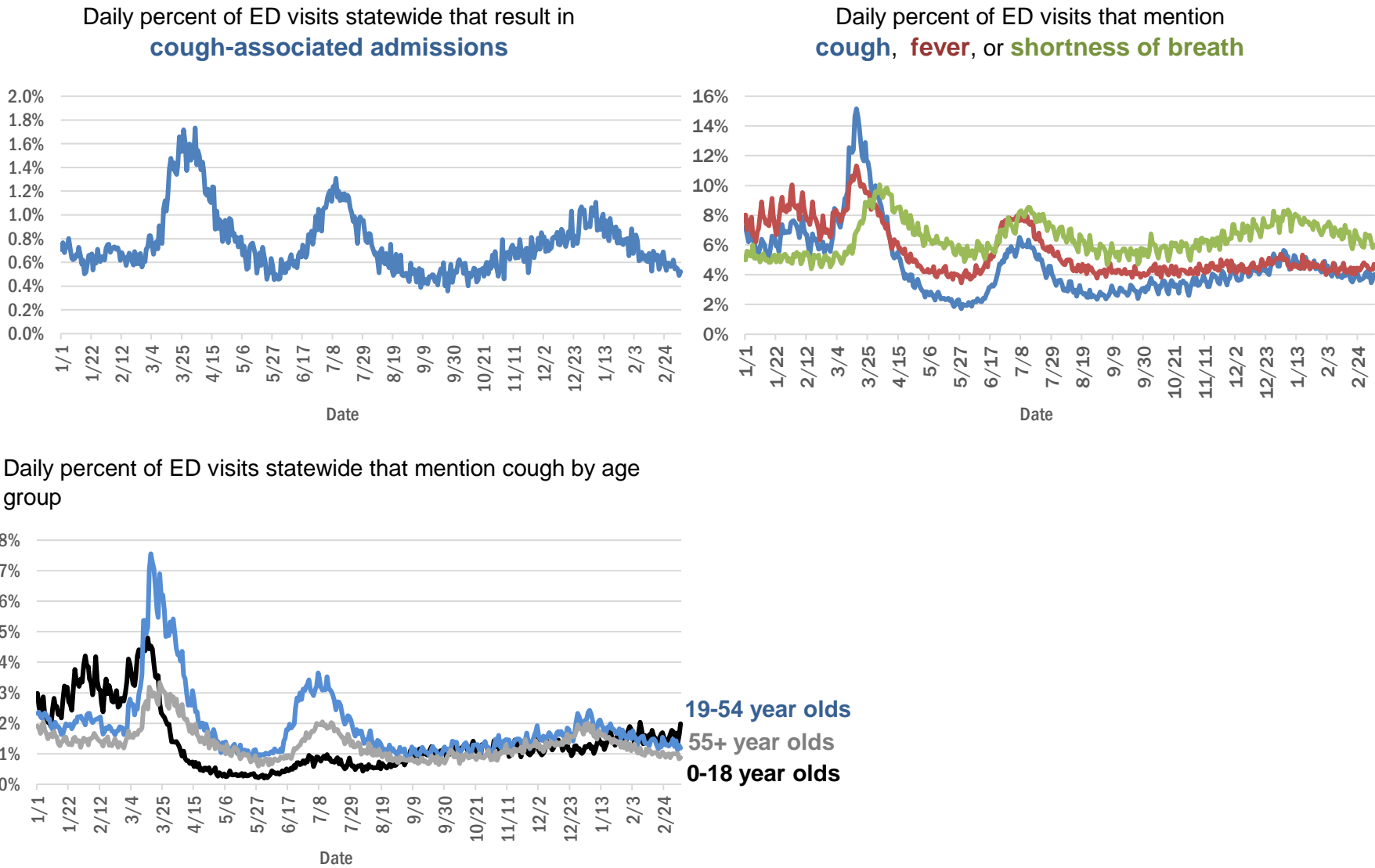
City and county	Cases
Jamaica, Broward	1
Kingsland, Duval	1
Kissimmee, Brevard	1
Jupiter, Unknown	1
Jersey City, Polk	1
Miamf, Dade	1
Miami G, Dade	1
Marshall, Palm Beach	1
Marianna, Calhoun	1
Lyndhurst, Broward	1
Magnolia Square, Osceola	1
Maitland, Alachua	1
Lake Placid, Alachua	1
Lake Worth Beach, Broward	1
Lander, Citrus	1
Lemoyne, Manatee	1
Los Angeles, Palm Beach	1
Lawrence Township, Palm Beach	1
Las Vegas, Orange	1
Bryant, Alachua	1
Bronx, Broward	1
Buffalo, Palm Beach	1
Carol Stream, Orange	1
Castleberry, Escambia	1
Charlotte, Pasco	1
Apo, Pasco	1
Apopka, Flagler	1
99, Unknown	1
Alanson, Bay	1
Aollywoss, Dade	1
Boca Raton, Unknown	1
Bohealia, Lee	1
Blowing Rock, Polk	1
Belleair, Hillsborough	1
Dorchester, Orange	1
Deland, Polk	1
Dallas, Lee	1
De Leon Springs, Putnam	1
Dearborn, Lee	1
Fanning Springs, Levy	1
Estero, Collier	1
Clear Brook, Lee	1
Crestview, Holmes	1
Cumberland, Palm Beach	1
Dade City, Hillsborough	1
College Station, Lake	1
Columbus, Brevard	1
Cookeville, Seminole	1
Total	1,912,440

COVID-19: additional surveillance information

Data through Mar 7, 2021 verified as of Mar 8, 2021 at 09:25 AM

Data in this report are provisional and subject to change.

Statewide emergency department (ED) chief complaint and admission data



The Electronic Surveillance System for the Early Notification of Community-Based Epidemics (ESSENCE-FL) includes chief complaint data from 211 of 211 Florida EDs. Data are transmitted electronically to ESSENCE-FL daily or hourly.

COVID-19: testing by laboratory

Data through Mar 7, 2021 verified as of Mar 8, 2021 at 09:25 AM

Data in this report are provisional and subject to change.

The numbers in the table below represent the number of Florida and non-Florida residents for whom test results were received by the Department of Health. A person can be tested by more than one laboratory and can have both positive and negative results. **Therefore, the sum of the numbers in each column will be larger than the total number of people tested.**

Reporting lab	Inconclusive	Negative	Positive	Percent positive	Total
LABORATORY CORPORATION OF AMERICA	2,519	1,584,996	216,568	12%	1,804,083
CURATIVE LABS	14,249	1,520,416	230,275	13%	1,764,940
QUEST DIAGNOSTICS	11,703	1,348,516	199,014	13%	1,559,233
BIO REFERENCE LABORATORIES, INC	7,566	920,894	176,993	16%	1,105,453
HELIX	8,454	617,885	108,575	15%	734,914
REALTOX LABS LLC	6,373	586,727	96,601	14%	689,701
NOMI_HEALTH	2,536	416,520	58,151	12%	477,207
RCA LABORATORY SERVICES, LLC/GENETWORX		390,235	42,154	10%	432,389
GENETWORX	661	390,596	32,960	8%	424,217
CDR MAGUIRE - HEALTH CARE CENTER		338,623	51,544	13%	390,167
IMPACT HEALTH BIOMETRIC TESTING, INC	1,040	216,375	25,416	10%	242,831
EAST FLORIDA STATE COLLEGE - BREVARD		212,886	26,986	11%	239,872
PWNHEALTH	1,463	191,455	26,263	12%	219,181
BPHL-JACKSONVILLE	18	182,055	31,823	15%	213,896
PALM BEACH BALLPARK		184,900	18,839	9%	203,739
NOMI HEALTH LAB SERVICES		172,672	19,886	10%	192,558
ADVENTHEALTH LAB	99	157,436	20,434	11%	177,969
MAKO GENOMICS	7,629	137,233	25,079	15%	169,941
CB SMITH PARK		150,116	18,792	11%	168,908
FULGENT DIAGNOSTICS LABORATORY	3,117	144,650	16,171	10%	163,938
BPHL-MIAMI	225	138,034	23,245	14%	161,504
MAYO CLINIC LABORATORIES	335	137,130	17,368	11%	154,833
ELABNETWORK	1,059	137,935	11,782	8%	150,776
BAYCARE LABORATORIES LLC	584	129,049	11,258	8%	140,891
MEMORIAL REGIONAL HOSPITAL SOUTH	25	112,216	23,067	17%	135,308
ASCENSION SACRED HEART HOSPITAL - PENSACOLA	2	112,690	17,764	14%	130,456
NORTHWEST LABORATORY	246	121,069	6,474	5%	127,789
ORLANDO HEALTH SYSTEM	682	114,348	11,904	9%	126,934
BIOCOLLECTIONS WORLDWIDE, INC	737	109,093	13,387	11%	123,217
ADVENT HEALTH LAB	112	101,259	13,956	12%	115,327
MEDICAL DIAGNOSTIC LABORATORIES	974	98,579	14,216	12%	113,769
AKESOGEN		89,872	17,417	16%	107,289
TESTING MATTERS INC	676	89,998	15,660	15%	106,334
BPHL-TAMPA (SPECTRUM BLVD)	45	88,907	16,408	16%	105,360
UF HEALTH MEDICAL LAB	33	96,060	8,975	9%	105,068
AEGIS SCIENCES CORPORATION	897	88,735	15,382	15%	105,014
TAMPA GENERAL HOSPITAL	4	90,181	8,645	9%	98,830
KORVALABS, INC	1,285	91,513	4,700	5%	97,498
DIATHERIX LABORATORIES (VRL EUROFINS)		83,451	12,435	13%	95,886
SUNPATH MEDICAL DIAGNOSTICS LABORATORY	814	77,634	11,953	13%	90,401
BAPTIST HEALTH SOUTH FLORIDA	355	75,062	11,617	13%	87,034
ASCENSION ST VINCENT'S - RIVERSIDE	1	69,345	9,970	13%	79,316
JACKSON MEMORIAL HOSPITAL CLINICAL LAB	79	61,485	11,291	15%	72,855
SOUTH MIAMI HOSPITAL LAB	435	62,921	9,084	13%	72,440
LAKELAND REGIONAL MEDICAL CENTER	129	63,723	8,436	12%	72,288
UF HEALTH SHANDS HOSPITAL	474	59,726	4,449	7%	64,649
AMERICAN HEALTH ASSOCIATES	9	59,401	5,144	8%	64,554

COVID-19: testing by laboratory

Data through Mar 7, 2021 verified as of Mar 8, 2021 at 09:25 AM

Data in this report are provisional and subject to change.

The numbers in the table below represent the number of Florida and non-Florida residents for whom test results were received by the Department of Health. A person can be tested by more than one laboratory and can have both positive and negative results. **Therefore, the sum of the numbers in each column will be larger than the total number of people tested.**

Reporting lab	Inconclusive	Negative	Positive	Percent positive	Total
INGENIOUS PERSONALIZED MEDICINE	202	50,675	10,444	17%	61,321
AIT LABORATORIES		52,236	6,372	11%	58,608
ARUP LABORATORIES	16	50,068	2,922	6%	53,006
APPLIED INGENUITY DIAGNOSTICS LLC		49,484	2,192	4%	51,676
BAPTIST HEALTH - JACKSONVILLE	4	47,726	3,894	8%	51,624
GENESIS REFERENCE LABORATORIES		45,500	5,081	10%	50,581
TALLAHASSEE MEMORIAL HOSPITAL	240	43,325	5,456	11%	49,021
VIRACOR EUROFINIS		35,555	9,814	22%	45,369
SARASOTA MEMORIAL HOSPITAL MAIN LAB	12	41,393	3,650	8%	45,055
BROWARD GENERAL MEDICAL CENTER-CLINICAL LAB	2	39,499	4,308	10%	43,809
ADVENTIST HEALTH SYSTEMS SUNBELT INC DBA		39,025	4,585	11%	43,610
MINUTECLINIC LLC		36,333	6,203	15%	42,536
NICKLAUS CHILDREN'S HOSPITAL	69	37,014	5,064	12%	42,147
FLORIDA HOSPITAL - TAMPA	37	38,765	3,267	8%	42,069
MILLENNIUM PHYSICIAN GROUP	17	34,410	6,658	16%	41,085
LEE HEALTH - CAPE CORAL HOSPITAL	3	33,924	5,561	14%	39,488
UNIVERSITY OF MIAMI HOSPITAL	132	35,028	3,612	9%	38,772
DWIC OF TAMPA BAY INC		34,186	4,213	11%	38,399
UF HEALTH JACKSONVILLE	51	33,237	3,904	10%	37,192
ORANGE COUNTY CONVENTION CENTER		33,330	3,701	10%	37,031
ECCO LAB GROUP CO	516	30,807	4,611	13%	35,934
MIAMI DADE COUNTY		32,091	3,527	10%	35,618
MEDFAST URGENT CARE CENTERS, LLC	20	30,853	4,645	13%	35,518
WALGREENS	35	29,407	5,438	16%	34,880
NORTH FLORIDA REGIONAL MEDICAL CENTER		28,383	3,409	11%	31,792
MOUNT SINAI MEDICAL CENTER	10	28,232	3,065	10%	31,307
ST JOSEPHS HOSPITAL LABORATORY	23	27,207	3,558	12%	30,788
BRANDON REGIONAL HOSPITAL		27,019	3,543	12%	30,562
JUPITER MEDICAL CENTER LAB	82	27,611	2,700	9%	30,393
INTEGRATED REGIONAL LABORATORIES LLP	1	26,292	4,016	13%	30,309
STS LAB 2 LLC	6	28,427	1,489	5%	29,922
GENESIS MEDICAL LABORATORY	381	23,092	4,325	16%	27,798
JFK MEDICAL CENTER LAB	1	24,491	3,180	11%	27,672
PALMETTO GENERAL HOSPITAL LAB	3	22,749	4,586	17%	27,338
NIGHT LITE PEDIATRIC CENTER LLC		24,466	2,710	10%	27,176
WATSON CLINIC LLP		21,768	5,061	19%	26,829
HOLY CROSS HOSPITAL CLINICAL LAB	1	23,764	2,255	9%	26,020
MALABAR MEDICAL WALK IN CLINIC	1	21,265	4,271	17%	25,537
HEALTHLINK DIAGNOSTIC LABORATORIES	289	22,608	2,353	9%	25,250
AVENTUS BIO LABS	16	21,303	3,142	13%	24,461
ACCESS DX LABORATORY	223	22,083	2,083	9%	24,389
INFINITY BIOLOGIX LLC (GINKO BIOWORKS)	88	22,846	1,066	4%	24,000
MORTON PLANT HOSPITAL-ADLER INSTITUTE	26	20,649	2,479	11%	23,154
PANCARE OF FLORIDA INC		20,234	2,468	11%	22,702

COVID-19: testing by laboratory

Data through Mar 7, 2021 verified as of Mar 8, 2021 at 09:25 AM

Data in this report are provisional and subject to change.

The numbers in the table below represent the number of Florida and non-Florida residents for whom test results were received by the Department of Health. A person can be tested by more than one laboratory and can have both positive and negative results. **Therefore, the sum of the numbers in each column will be larger than the total number of people tested.**

Reporting lab	Inconclusive	Negative	Positive	Percent positive	Total
STATLAB_MOBILE	1	20,267	2,046	9%	22,314
LAB DIAGNOSTICS LLC	390	16,299	5,320	24%	22,009
DRS CLACK SPENCER WHITE & MCCORMACK PA D/B/A		19,721	2,005	9%	21,726
NAPLES COMMUNITY HOSPITAL	72	19,549	2,023	9%	21,644
SAINT MARY'S MEDICAL CENTER	24	19,003	2,213	10%	21,240
ADVENT HEALTH - DAYTONA BEACH	32	18,890	1,687	8%	20,609
PATIENTS FIRST LAKE ELLA MEDICAL CENTER PA		17,363	3,238	16%	20,601
UNITED CLINICAL LABORATORY LLC	3	18,103	2,388	12%	20,494
EXACT SCIENCES LABORATORIES		18,177	2,307	11%	20,484
CLEVELAND CLINIC HOSPITAL LAB	4	18,025	2,288	11%	20,317
CLEVELAND CLINIC TRADITION HOSPITAL		18,268	1,330	7%	19,598
BAYFRONT HEALTH - ST PETERSBURG	17	16,649	2,389	13%	19,055
OSCEOLA REGIONAL MEDICAL CENTER	1	16,070	2,282	12%	18,353
LEESBURG REGIONAL MEDICAL CENTER		15,891	2,196	12%	18,087
HOMESTEAD HOSPITAL CLINICAL LABORATORY	27	14,447	3,105	18%	17,579
HEALTH CENTER AT SINAI RESIDENCES		16,930	506	3%	17,436
MEMORIAL HOSPITAL JACKSONVILLE	8	14,525	2,728	16%	17,261
BIOCERNA LABS	461	14,582	2,112	12%	17,155
CLARITY LAB SOLUTIONS	93	14,984	1,844	11%	16,921
NORTHWEST MEDICAL CENTER	1	14,613	2,068	12%	16,682
ORANGE PARK MEDICAL CENTER	9	13,774	2,621	16%	16,404
INDIAN RIVER PATHOLOGY LLC		15,060	1,257	8%	16,317
WELLINGTON REGIONAL MED CTR LAB	6	14,468	1,795	11%	16,269
BETHESDA HOSPITAL EAST		14,455	1,473	9%	15,928
OAK HILL HOSPITAL		14,058	1,778	11%	15,836
ACCESS MEDICAL LABORATORIES	4	8,100	7,711	49%	15,815
DELRAY MEDICAL CENTER LAB	3	14,130	1,632	10%	15,765
FULGENT DIAGNOSTICS	170	14,466	978	6%	15,614
VISTA CLINICAL DIAGNOSTICS	482	13,337	1,743	11%	15,562
LAWNWOOD REGIONAL MEDICAL CENTER	1	13,242	2,130	14%	15,373
WEST KENDALL BAPTIST HOSPITAL	13	12,418	2,887	19%	15,318
MEMORIAL REGIONAL HOSPITAL CLINICAL LABORATORY	10	14,164	974	6%	15,148
AMELIA EARHART		12,862	2,018	14%	14,880
BAPTIST HEALTH - SOUTH		13,653	1,188	8%	14,841
PRIVA PATH LABS	77	13,752	950	6%	14,779
THE HEALTHCARE DISTRICT OF PALM BEACH COUNTY	47	12,874	1,857	13%	14,778
BAPTIST HEALTHCARE - BAPTIST HOSPITAL	5	11,618	3,137	21%	14,760
LARGO MEDICAL CENTER		13,007	1,610	11%	14,617
LEE HEALTH - LEE MEMORIAL HOSPITAL		10,952	3,581	25%	14,533
INDIAN RIVER MEDICAL CENTER LAB		13,669	852	6%	14,521
WINTER HAVEN HOSPITAL CLINICAL LABORATORY	4	12,277	2,218	15%	14,499
UHEALTH CORAL GABLES/LENNAR MED CTR	36	13,495	907	6%	14,438
ADVENTHEALTH CENTRA CARE LAKE BUENA VISTA		12,683	1,623	11%	14,306
NONA SCIENTIFIC	5	11,102	3,127	22%	14,234
WEST FLORIDA HOSPITAL LAB	1	11,025	2,997	21%	14,023

COVID-19: testing by laboratory

Data through Mar 7, 2021 verified as of Mar 8, 2021 at 09:25 AM

Data in this report are provisional and subject to change.

The numbers in the table below represent the number of Florida and non-Florida residents for whom test results were received by the Department of Health. A person can be tested by more than one laboratory and can have both positive and negative results. **Therefore, the sum of the numbers in each column will be larger than the total number of people tested.**

Reporting lab	Inconclusive	Negative	Positive	Percent positive	Total
CARDIOPATH	84	12,088	1,728	12%	13,900
MEDICAL CENTER OF TRINITY CLINICAL LABORATORY	2	12,247	1,428	10%	13,677
PALMS WEST HOSPITAL LAB	2	11,673	1,893	14%	13,568
MEDRITE MEDICAL CARE, PC	6,422	6,515	613	5%	13,550
MOLECULAR INFECTIOUS DISEASES	478	12,628	429	3%	13,535
GOOD SAMARITAN MEDICAL CENTER LAB	2	11,619	1,731	13%	13,352
NEMOURS CHILDRENS HOSPITAL	1	12,585	757	6%	13,343
WESTSIDE REGIONAL MED CTR	2	11,321	1,943	15%	13,266
MERCY HOSPITAL A CAMPUS OF PLANTATION GEN HOSP LAB	1	11,051	2,028	16%	13,080
REGIONAL MEDCIAL CENTER BAYONET POINT	2	11,807	1,026	8%	12,835
GULF COAST MEDICAL CENTER MICROLAB		10,002	2,738	21%	12,740
THE VILLAGES REGIONAL HOSPITAL		11,336	1,308	10%	12,644
ST ANTHONY'S HOSPITAL LAB	30	11,043	1,522	12%	12,595
LAKE CITY HM		11,147	988	8%	12,135
CAPITAL REGIONAL MEDICAL CTR		9,769	2,358	19%	12,127
AVENTURA HOSPITAL LAB		9,832	2,288	19%	12,120
CORAL GABLES HOSPITAL CLINICAL LABORATORY		10,169	1,883	16%	12,052
BINAXNOW	9	9,173	2,851	24%	12,033
HALIFAX MEDICAL CENTER LAB	37	10,150	1,744	15%	11,931
FLORIDA HOSPITAL WATERMAN LABORATORY	70	10,997	862	7%	11,929
WEST BOCA MEDICAL CENTER LAB		10,971	885	7%	11,856
PWN HEALTH	17	9,760	2,074	18%	11,851
BLAKE MEDICAL CENTER		10,377	1,467	12%	11,844
GENOVA DIAGNOSTICS LABORATORY	62	10,695	1,044	9%	11,801
BAPTIST HEALTH SOUTH FLORIDA - WEST KENDALL URGENT CARE		9,851	1,903	16%	11,754
ST MARKS HOSPITAL LABORATORY B	78	10,627	1,002	9%	11,707
ST JOSEPHS HOSPITAL	18	10,094	1,567	13%	11,679
MANATEE MEMORIAL HOSPITAL		10,646	1,007	9%	11,653
FLORIDA LABORATORY ANALYSIS		10,167	1,476	13%	11,643
LEE HEALTH - HEALTH PARK MEDICAL CENTER		9,744	1,844	16%	11,588
PATHNOSTICS	41	9,014	2,380	21%	11,435
PALM BEACH GARDENS MEDICAL CTR LAB		10,267	1,116	10%	11,383
COAST DIAGNOSTICS LLC	45	9,998	1,227	11%	11,270
LARKIN COMMUNITY HOSPITAL	10	9,753	1,470	13%	11,233
PRECISION HEALTH RESOURCES LLC		10,481	691	6%	11,172
NATIONWIDE LABORATORY SERVICES INC	381	9,385	1,402	13%	11,168
LABS ASAP LLC		10,057	1,096	10%	11,153
MEASE COUNTRYSIDE LAB	14	9,705	1,196	11%	10,915
SYNERGY DIAGNOSTIC LABORATORY	94	9,585	1,209	11%	10,888
LAKE CITY MEDICAL CENTER		8,639	2,187	20%	10,826
FLORIDA HOSPITAL HEARTLAND MED CTR CLINICAL LAB	33	9,338	1,389	13%	10,760
VIKOR SCIENTIFIC	49	8,891	1,797	17%	10,737
PLANTATION GENERAL HOSPITAL		8,932	1,631	15%	10,563
LARKIN COMMUNITY HOSPITAL INC DBA CARDIOTROPIC		6,819	3,620	35%	10,439
ADVENT HEALTH - WESLEY CHAPEL	14	9,404	977	9%	10,395
EXPRESS GENE MOLECULAR DIAGNOSTICS LABORATORY		8,877	1,419	14%	10,296
FLORIDA MEDICAL CENTER - A CAMPUS OF NORTH SHORE	2	8,969	1,243	12%	10,214

COVID-19: testing by laboratory

Data through Mar 7, 2021 verified as of Mar 8, 2021 at 09:25 AM

Data in this report are provisional and subject to change.

The numbers in the table below represent the number of Florida and non-Florida residents for whom test results were received by the Department of Health. A person can be tested by more than one laboratory and can have both positive and negative results. **Therefore, the sum of the numbers in each column will be larger than the total number of people tested.**

Reporting lab	Inconclusive	Negative	Positive	Percent positive	Total
DOCTORS HOSPITAL	7	8,472	1,650	16%	10,129
CENTRAL FLORIDA REGIONAL HOSPITAL		9,034	1,044	10%	10,078
AMERICAN FAMILY CARE	1	5,709	4,361	43%	10,071
SARKIS CLINICAL TRIALS	25	8,759	1,261	13%	10,045
LEON MEDICAL CENTERS LLC		7,888	2,101	21%	9,989
NORTHSIDE HOSPITAL AND HEART INSTITUTE		8,893	1,002	10%	9,895
SRQ DRIVE THROUGH☐		8,944	905	9%	9,849
LABSTAT LLC	5	9,302	437	4%	9,744
CORAL SPRINGS MED CTR		8,786	954	10%	9,740
AVECINA	20	8,995	700	7%	9,715
P4 CLINICAL, LLC	204	8,503	958	10%	9,665
NCF DIAGNOSTICS & DNA TECHNOLOGIES LAB	157	8,980	505	5%	9,642
ADVENTHEALTH CENTRA CARE WATERFORD LAKES		8,079	1,562	16%	9,641
AVECINA MEDICAL	4	6,203	3,425	36%	9,632
JOHNS HOPKINS ALL CHILDREN'S HOSPITAL		8,987	637	7%	9,624
PALM BEACH BALL PARK		8,606	1,018	11%	9,624
FLORIDA HOSPITAL DELAND	10	8,355	1,197	13%	9,562
CernerELR_Advent		8,271	1,270	13%	9,541
BOSTON HEART DIAGNOSTICS CORP		8,242	1,198	13%	9,440
MIAMI BEACH CONVENTION CENTER		8,979	433	5%	9,412
BAPTIST HEALTH SOUTH FLORIDA - COUNTRY WALK URGENT CARE		7,571	1,573	17%	9,144
WEST PALM HOSPITAL LAB		8,347	726	8%	9,073
CERNERELR_BAYCARE	43	8,320	616	7%	8,979
OCALA REGIONAL MEDICAL CENTER		7,774	1,183	13%	8,957
ADVENTHEALTH CENTRA CARE ST CLOUD	1	7,677	1,225	14%	8,903
INFORM DIAGNOSTICS, INC		8,392	499	6%	8,891
MEDARBOR DIAGNOSTICS	1	7,766	1,117	13%	8,884
HEALTHQUEST ESOTERICS		7,445	1,413	16%	8,858
BROWARD HEALTH NORTH CLINICAL LABORATORY		7,850	1,004	11%	8,854
FLORIDA HOSPITAL FLAGLER	29	7,993	803	9%	8,825
NORTH SHORE MEDICAL CENTER		7,283	1,494	17%	8,777
FLORIDA HOSPITAL ZEPHYRHILLS	10	7,703	945	11%	8,658
LEE HEALTH - GULF COAST MEDICAL CENTER	2	6,917	1,720	20%	8,639
SYNERGY LABORATORIES	30	7,463	1,093	13%	8,586
FLORIDA HOSPITAL OF CARROLLWOOD	23	7,302	1,182	14%	8,507
AVECINA MEDICAL OAKLEAF	3	6,977	1,330	16%	8,310
H LEE MOFFITT CANCER CENTER LABORATORY	1	8,052	222	3%	8,275
CERNERELR_BAPTISTMIAMI	31	7,313	862	11%	8,206
CLEVELAND CLINIC MARTIN SOUTH HOSPITAL	1	7,268	895	11%	8,164
SANTA ROSA MEDICAL CENTER		6,719	1,419	17%	8,138
SOUTH BAY HOSPITAL CLINICAL LAB	1	7,260	871	11%	8,132
BAPTIST HEALTH - BEACHES		7,481	646	8%	8,127
BAPTIST HEALTH SOUTH FLORIDA - MIAMI LAKES URGENT CARE		6,269	1,702	21%	7,971
GENE BY GENE, GENOMICS RESEARCH CENTER LAB	44	7,369	470	6%	7,883
MEMORIAL HOSPITAL WEST LABORATORY SERVICES	14	7,150	715	9%	7,879
POINCIANA MEDICAL CENTER		6,167	1,710	22%	7,877
BAYCARE COMMUNITY HEALTH		7,681	190	2%	7,871

COVID-19: testing by laboratory

Data through Mar 7, 2021 verified as of Mar 8, 2021 at 09:25 AM

Data in this report are provisional and subject to change.

The numbers in the table below represent the number of Florida and non-Florida residents for whom test results were received by the Department of Health. A person can be tested by more than one laboratory and can have both positive and negative results. **Therefore, the sum of the numbers in each column will be larger than the total number of people tested.**

Reporting lab	Inconclusive	Negative	Positive	Percent positive	Total
ANNE BATES LEACH EYE HOSPITAL/ ABLEH MICROBIOLOGY LABORATORY	9	7,644	108	1%	7,761
ISPM LABS, LLC DBA CAPSTONE DIAGNOSTICS, LLC		7,314	383	5%	7,697
KD MEDICAL CHOICE LLC	5	6,910	726	10%	7,641
MEMORIAL HOSPITAL MICRO		7,122	508	7%	7,630
CLEVELAND CLINIC MARTIN NORTH HOSPITAL		6,745	875	11%	7,620
NCH NORTH NAPLES HOSPITAL LAB	15	6,733	830	11%	7,578
WEST MARION COMMUNITY HOSPITAL LAB		6,280	1,286	17%	7,566
ADVENTHEALTH CENTRA CARE CLERMONT		6,478	1,047	14%	7,525
ST LUCIE MEDICAL CENTER		5,974	1,437	19%	7,411
ADVENTHEALTH CENTRA CARE UNIVERSITY	1	6,582	824	11%	7,407
LAKEWOOD RANCH MEDICAL CENTER		6,730	584	8%	7,314
MORTON PLANT-MEASE	5	6,602	690	9%	7,297
ADVENTHEALTH CENTRA CARE WINTER PARK		6,562	722	10%	7,284
ARCPOINT LABS OF FORT MYERS	4	6,370	893	12%	7,267
ADVENTHEALTH CENTRA CARE WINTER GARDEN	1	6,459	800	11%	7,260
FLORIDA HOSPITAL FISH MEMORIAL	19	6,150	1,074	15%	7,243
BAPTIST HEALTH SOUTH FLORIDA - WESTCHESTER URGENT CARE		5,696	1,246	18%	6,942
ADVENTHEALTH CENTRA CARE LAKELAND	1	6,033	905	13%	6,939
FLORIDA HOSPITAL OCALA		5,924	915	13%	6,839
LUMINUS DIAGNOSTICS		6,273	553	8%	6,826
INDIAN RIVER MEDICAL CENTER		5,913	893	13%	6,806
HIALEAH HOSPITAL	4	5,242	1,489	22%	6,735
ADVENTHEALTH CENTRA CARE DR PHILLIPS		6,084	640	10%	6,724
ADVENTHEALTH CENTRA CARE LEE ROAD		6,025	689	10%	6,714
NCH DOWNTOWN NAPLES HOSPITAL	15	6,072	616	9%	6,703
AVERO DIAGNOSTICS - IRVING	11	6,215	471	7%	6,697
BAPTIST HEALTH SOUTH FLORIDA - DORAL URGENT CARE		5,323	1,316	20%	6,639
VISTA CLINICAL	8	3,873	2,712	41%	6,593
MEDEXPRESS URGENT CARE	2	4,456	2,083	32%	6,541
OVIEDO MEDICAL CENTER		5,806	666	10%	6,472
HOLIDAY CVS LLC		6,121	287	4%	6,408
BAYFRONT HEALTH - PORT CHARLOTTE		5,902	506	8%	6,408
BAPTIST HEALTH - NASSAU		6,052	347	5%	6,399
ADVENTHEALTH CENTRA CARE HUNTERS CREEK	3	5,525	867	14%	6,395
UNKNOWN	3	3,360	3,017	47%	6,380
EMERALD COAST URGENT CARE		4,881	1,460	23%	6,341
ATLANTIS URGENT CARE	1	4,735	1,589	25%	6,325
IMPERIAL POINT MEDICAL CENTER		5,725	540	9%	6,265
ADVENTHEALTH CENTRA CARE SANFORD		5,549	714	11%	6,263
SOLARIS DIAGNOSTICS	10	5,664	572	9%	6,246
ST JOSEPHS NORTH HOSPITAL LAB	7	5,349	878	14%	6,234
ADVENTHEALTH CENTRA CARE MOUNT DORA		5,186	989	16%	6,175
COMMUNITY HEALTH CENTERS OF PINELLAS INC		4,928	1,246	20%	6,174
ADVENTHEALTH CENTRA CARE LAKE MARY	2	5,361	792	13%	6,155
MEDEXPRESS URGENT CARE OF BOYNTON BEACH LLC		5,668	437	7%	6,105
ST PETERSBURG GENERAL HOSPITAL		5,168	932	15%	6,100
NCH NORTH NAPLES HOSPITAL	8	5,422	662	11%	6,092

COVID-19: testing by laboratory

Data through Mar 7, 2021 verified as of Mar 8, 2021 at 09:25 AM

Data in this report are provisional and subject to change.

The numbers in the table below represent the number of Florida and non-Florida residents for whom test results were received by the Department of Health. A person can be tested by more than one laboratory and can have both positive and negative results. **Therefore, the sum of the numbers in each column will be larger than the total number of people tested.**

Reporting lab	Inconclusive	Negative	Positive	Percent positive	Total
ADVENTHEALTH CENTRA CARE KISSIMMEE		5,464	616	10%	6,080
ADVENTHEALTH CENTRA CARE APOPKA	1	5,209	839	14%	6,049
FORT WALTON BEACH MEDICAL CENTER		5,127	885	15%	6,012
BAYFRONT HEALTH - VENICE REGIONAL MEDICAL	1	5,374	537	9%	5,912
CLINICAL REFERENCE LABORATORY	2	5,594	295	5%	5,891
ADVENTIST HEALTH SYSTEMS, SUNBELT INC		5,122	718	12%	5,840
SUNCOAST PATHOLOGY ASSOCIATES		5,310	507	9%	5,817
EMPIRE CITY LABORATORIES INC	68	4,917	801	14%	5,786
FLORIDA HOSPITAL NORTH PINELLAS	11	5,220	462	8%	5,693
MEDEXPRESS URGENT CARE HUDSON		4,925	765	13%	5,690
ADVENTHEALTH CENTRA CARE ALTAMONTE		4,974	702	12%	5,676
BAPTIST HEALTH SOUTH FLORIDA - PEMBROKE PINES URGENT CARE		4,717	941	17%	5,658
PARAMOUNT URGENT CARE	2	2,890	2,732	49%	5,624
EGLIN AIR FORCE BASE	13	4,055	1,544	28%	5,612
NORTHWEST FLORIDA COMMUNITY HOSPITAL	39	4,096	1,414	25%	5,549
MICROGEN DX	4	4,787	692	13%	5,483
ADVENTHEALTH EXPRESS CARE		4,486	981	18%	5,467
SOUTH FLORIDA BAPTIST HOSPITAL MICRO	4	4,561	896	16%	5,461
URGENT CARE OF THE PALM BEACHES		4,566	882	16%	5,448
TROPICANA FIELD - LOT 2	19	4,936	489	9%	5,444
SUNRISE MEDICAL LABORATORIES	2	5,059	378	7%	5,439
DYNIX DIAGNOSTIX		4,897	480	9%	5,377
ANGEL KIDS PEDIATRICS		5,062	308	6%	5,370
DOCTORS URGENT CARE LLC	1	4,356	996	19%	5,353
ADVENTHEALTH CENTRA CARE AZALEA PARK		4,575	763	14%	5,338
QDX PATHOLOGY SERVICES	2	4,923	377	7%	5,302
AHCC WESLEY CHAPEL		4,722	569	11%	5,291
PUTNAM COMMUNITY MEDICAL CENTER		4,594	678	13%	5,272
PRO CLINIC		4,202	1,058	20%	5,260
MARTIN HOSPITAL SOUTH LAB		4,966	288	5%	5,254
LEE HEALTH CONVENIENT CARE - PAGE FIELD		4,585	615	12%	5,200
ADVENTHEALTH CENTRA CARE OVIEDO		4,459	723	14%	5,182
MEDICAL DNA LABS LLC	3	4,719	454	9%	5,176
BAPTIST HEALTH SOUTH FLORIDA - CORAL SPRINGS URGENT CARE		4,415	720	14%	5,135
TRINITY SPRINGS		4,356	729	14%	5,085
ESCAMBIA COMMUNITY CLINICS INC	8	3,780	1,247	25%	5,035
COASTAL MED URGENT CARE		3,546	1,480	29%	5,026
ACUTIS DIAGNOSTICS	17	3,984	999	20%	5,000
FLORIDA FAMILY LABORATORY, INC DBA	40	4,533	412	8%	4,985
UNIVERSITY HOSPITAL AND MEDICAL CENTER		3,785	1,189	24%	4,974
MINUTECLINIC		4,252	681	14%	4,933
ADVENTHEALTH CENTRA CARE LONGWOOD		4,344	577	12%	4,921
ADVENT HEALTH - HEART OF FLORIDA ER	1	4,237	683	14%	4,921
URGENT CARE CURE	2	4,207	694	14%	4,903
MINUTECLINIC LLC #3703		4,031	866	18%	4,897
HEALTH FIRST ADVENTHEALTH CENTRA CARE - TITUSVILLE		4,154	738	15%	4,892
BAPTIST HEALTH - NORTH		3,829	1,061	22%	4,890

COVID-19: testing by laboratory

Data through Mar 7, 2021 verified as of Mar 8, 2021 at 09:25 AM

Data in this report are provisional and subject to change.

The numbers in the table below represent the number of Florida and non-Florida residents for whom test results were received by the Department of Health. A person can be tested by more than one laboratory and can have both positive and negative results. **Therefore, the sum of the numbers in each column will be larger than the total number of people tested.**

Reporting lab	Inconclusive	Negative	Positive	Percent positive	Total
ADVENTHEALTH CENTRA CARE SOUTH ORANGE		4,175	687	14%	4,862
DOCTORS URGENT CARE OF LUTZ LLC	1	3,902	948	20%	4,851
ADVENTHEALTH CENTRA CARE ORANGE LAKE		4,289	546	11%	4,835
FLORIDA COMMUNITY HEALTH CENTER		3,789	1,025	21%	4,814
PALMS OF PASADENA HOSPITAL		4,271	519	11%	4,790
ADVENTHEALTH CENTRA CARE PORT ORANGE		3,998	765	16%	4,763
MEDEXPRESS URGENT CARE - ESTERO		4,241	479	10%	4,720
BAPTIST HEALTH SOUTH FLORIDA - TAMiami TRAIL URGENT CARE		3,806	913	19%	4,719
THE CENTER FOR URGENT CARE	3	3,907	779	17%	4,689
MEDEXPRESS URGENT CARE - ROYAL PALM BEACH		4,192	484	10%	4,676
PEDIATRIC HEALTH CARE ALLIANCE PA		4,283	386	8%	4,669
BAPTIST HEALTH SOUTH FLORIDA - KENDALE LAKES URGENT CARE		3,761	906	19%	4,667
DOCTORS HOSPITAL OF SARASOTA CLINICAL LABORATORY		4,057	595	13%	4,652
WESTCHESTER HOSPITAL	23	3,750	872	19%	4,645
LABORATORY OF FLORIDA LLC	40	4,275	328	7%	4,643
ADVENTHEALTH CENTRA CARE SAND LAKE		4,160	472	10%	4,632
ADVENTHEALTH CENTRA CARE LEESBURG		3,769	841	18%	4,610
NIGHT LITE PEDIATRICS	4	3,341	1,254	27%	4,599
HEALTH FIRST ADVENTHEALTH CENTRA CARE GATEWAY	1	4,127	458	10%	4,586
MEDEXPRESS URGENT CARE - GOLDEN GATE		4,033	507	11%	4,540
TALLAHASSEE PRIMARY CARE ASSOCIATES		3,963	567	13%	4,530
BAPTIST HEALTH SOUTH FLORIDA - CORAL GABLES (UNIVERSITY) URGENT CARE		3,912	615	14%	4,527
MEDEXPRESS URGENT CARE PALM BEACH GARDENS		4,141	384	8%	4,525
RAULERSON HOSPITAL		3,743	778	17%	4,521
MEDCOMP SCIENCES LLC	88	2,575	1,852	41%	4,515
MOFFITT CANCER CENTER	6	4,398	97	2%	4,501
MEASE DUNEDIN HOSPITAL	5	3,985	451	10%	4,441
BAPTIST HEALTH SOUTH FLORIDA - PINECREST URGENT CARE		3,829	604	14%	4,433
BAPTIST HEALTH SOUTH FLORIDA - CORAL GABLES URGENT CARE		3,649	729	17%	4,378
PARAMOUNT URGENT CARE - WINDERMERE	2	2,792	1,461	34%	4,255
BAPTIST HEALTH SOUTH FLORIDA - PALMETTO BAY URGENT CARE		3,570	682	16%	4,252
SPORTS DRUG TESTING LABORATORY	67	4,045	127	3%	4,239
PALMS MEDICAL GROUP	5	2,966	1,249	30%	4,220
BAYFRONT HEALTH - SEVEN RIVERS		3,843	362	9%	4,205
BETHESDA HOSPITAL WEST		3,765	433	10%	4,198
MINUTECLINIC LLC #1067		3,649	532	13%	4,181
MEDEXPRESS URGENT CARE - LAKELAND		3,683	496	12%	4,179
ASCENSION SACRED HEART - EMERALD COAST		3,458	710	17%	4,168
MINUTECLINIC LLC		3,523	568	14%	4,091
GENESIS DIAGNOSTICS		3,828	241	6%	4,069
VENTURE MEDICAL OF FLORIDA LLC		3,753	310	8%	4,063
PREMIER URGENT CARE OF BREVARD LLC	3	3,543	508	13%	4,054
NIGHT LITE PEDIATRICS URGENT CARE	1	3,414	638	16%	4,053
BAYA PHARMACY & URGENT CARE		2,962	1,077	27%	4,039
US BIOTEK LABORATORIES	14	3,632	365	9%	4,011
PHYSICIANS REGIONAL MEDICAL CENTER - PINE RIDGE RD	1	3,265	737	18%	4,003
TWIN CITIES HOSPITAL	1	3,487	500	13%	3,988

COVID-19: testing by laboratory

Data through Mar 7, 2021 verified as of Mar 8, 2021 at 09:25 AM

Data in this report are provisional and subject to change.

The numbers in the table below represent the number of Florida and non-Florida residents for whom test results were received by the Department of Health. A person can be tested by more than one laboratory and can have both positive and negative results. **Therefore, the sum of the numbers in each column will be larger than the total number of people tested.**

Reporting lab	Inconclusive	Negative	Positive	Percent positive	Total
MEMORIAL HOSPITAL- MIRAMAR	12	3,663	305	8%	3,980
MINUTECLINIC LLC #8396		3,374	579	15%	3,953
BAYFRONT HEALTH - BROOKSVILLE		3,469	463	12%	3,932
ADVENTHEALTH PROMPT CARE	2	2,816	1,102	28%	3,920
DOCTORS TEST CENTERS		3,407	438	11%	3,845
ADVENTHEALTH CENTRA CARE		3,414	424	11%	3,838
ADVENTHEALTH CENTRA CARE COLONIAL TOWN	2	3,431	400	10%	3,833
DESOTO MEMORIAL HOSPITAL	3	3,112	681	18%	3,796
MINUTECLINIC LLC # 0709		3,242	546	14%	3,788
AMELIA URGENT CARE		2,198	1,583	42%	3,781
ENGLEWOOD COMMUNITY HOSPITAL		3,406	341	9%	3,747
ACCU REFERENCE MEDICAL LAB	9	2,947	774	21%	3,730
BAYFRONT HEALTH - PUNTA GORDA		3,426	276	7%	3,702
LAKESIDE MEDICAL CENTER		2,858	785	22%	3,643
CLARITY LAB SOLUTIONS LLC		3,608	4	0%	3,612
SIPARADIGM LLC	52	3,293	244	7%	3,589
BAPTIST HEALTH SOUTH FLORIDA - DAVIE URGENT CARE		2,962	625	17%	3,587
ALTRU DIAGNOSTICS INC	2	3,376	158	4%	3,536
BAYFRONT HEALTH - SPRING HILL		3,196	304	9%	3,500
HOLMES REG MED CENTER CLINICAL LAB		3,016	476	14%	3,492
MEDEXPRESS URGENT CARE CAPE CORAL		2,966	489	14%	3,455
ADVENTIST HEALTH SYSTEMS SUNBELT IN DBA		3,074	375	11%	3,449
BAPTIST HEALTH SOUTH FLORIDA - WESTON URGENT CARE		2,984	410	12%	3,394
MIDWAY SPECIALTY CARE CENTER DIAGNOSTICS	38	3,116	237	7%	3,391
IMMOKALEE CHD		3,155	234	7%	3,389
PHARMCO RX	2	3,146	238	7%	3,386
MINUTE CLINIC LLC		2,910	438	13%	3,348
QUICK CARE MED PL	2	2,702	628	19%	3,332
BARTOW REGIONAL MEDICAL CENTER	1	2,777	528	16%	3,306
HIGHLANDS REGIONAL MEDICAL CENTER		2,553	729	22%	3,282
HEALTH FIRST ADVENTHEALTH CENTRA CARE COCOA		2,967	309	9%	3,276
WELLINGTON REGIONAL MEDICAL CENTER		2,967	288	9%	3,255
MINUTECLINIC LLC #3631		2,725	492	15%	3,217
BAPTIST HEALTH URGENT CARE AT SAWGRASS		2,669	527	16%	3,196
PRECISION HEALTH SOLUTIONS		3,016	171	5%	3,187
MC DIAGNOSTIC OF CONNECTICUT, PC #2220		2,743	443	14%	3,186
MINUTECLINIC LLC 5852		2,685	465	15%	3,150
BRASHEAR'S VITAL CARE CORP		2,495	647	21%	3,142
BAPTIST HEALTH SOUTH FLORIDA - BRICKELL URGENT CARE		2,600	531	17%	3,131
MEDEXPRESS URGENT CARE LEHIGH ACRES		2,704	388	13%	3,092
MINUTECLINIC LLC #3463		2,583	498	16%	3,081
HOLIDAY CVS LLC DBA CVS PHARMACY #5154		2,992	82	3%	3,074
HEALTH FIRST ADVENTHEALTH CENTRA CARE MALABAR		2,759	299	10%	3,058
SELECT LABORATORIES - MARION COUNTY, FL LLC	5	2,725	305	10%	3,035
MEDEXPRESS URGENT CARE - DELAND		2,703	321	11%	3,024
PROHEALTH	3	1,470	1,548	51%	3,021
MINUTECLINIC LLC #5249		2,409	608	20%	3,017

COVID-19: testing by laboratory

Data through Mar 7, 2021 verified as of Mar 8, 2021 at 09:25 AM

Data in this report are provisional and subject to change.

The numbers in the table below represent the number of Florida and non-Florida residents for whom test results were received by the Department of Health. A person can be tested by more than one laboratory and can have both positive and negative results. **Therefore, the sum of the numbers in each column will be larger than the total number of people tested.**

Reporting lab	Inconclusive	Negative	Positive	Percent positive	Total
WALGREEN CO	2	2,676	338	11%	3,016
ADVENTHEALTH CENTRA CARE KIDS LAKE MARY		2,768	221	7%	2,989
MINUTECLINIC LLC #5253		2,462	510	17%	2,972
VERILY LIFE SCIENCES		2,939	33	1%	2,972
LEE DAVIS COMMUNITY RESOURCE CENTER		2,569	377	13%	2,946
ADVENT HEALTH CENTRA CARE -WINTER PARK KIDS URGENT CARE	4	2,680	252	9%	2,936
VETERANS AFFAIRS MEDICAL CENTER - ORLANDO	1	1,343	1,581	54%	2,925
PRIMEHEALTH URGENT CARE INC		2,507	409	14%	2,916
CARENOW URGENT CARE		1,777	1,112	38%	2,889
STONE CLINICAL LABORATORIES		2,790	96	3%	2,886
MEMORIAL HOSPITAL PEMBROKE	3	2,538	339	12%	2,880
WALGREENS ORLANDO	3	2,536	340	12%	2,879
BMCT Molecular Diagnostics Subsection		2,374	497	17%	2,871
ADVENT HEALTH - NEW SMYRNA		2,290	567	20%	2,857
MARION E FETHER MEDICAL CENTER, THE		2,607	241	8%	2,848
MEDONE PLLC		2,127	700	25%	2,827
MINUTECLINIC LLC #5190		2,326	459	16%	2,785
BAPTIST HEALTH - CLAY		2,392	379	14%	2,771
ACCESS POINT HEALTHCARE URGENT & PRIMARY CARE	2	2,093	668	24%	2,763
MARINERS HOSPITAL		2,492	264	10%	2,756
NXGEN MDX LLC	4	2,453	297	11%	2,754
BAPTIST HEALTH EMERGENCY CENTER COUNTRY WALK	1	2,319	431	16%	2,751
PARAMOUNT URGENT CARE INC		979	1,766	64%	2,745
MINUTECLINIC LLC #5854		2,308	433	16%	2,741
GESSLER CLINIC	2	1,838	889	33%	2,729
CITRUS MEMORIAL HOSPITAL LABORATORY		2,248	460	17%	2,708
MINUTECLINIC LLC #4415		2,278	428	16%	2,706
SCION LAB SERVICES LLC	24	2,480	199	7%	2,703
BLUE MED CONSULTANTS		2,571	107	4%	2,678
SACRED HEART HEALTH SYSTEM, INC	1	1,788	863	33%	2,652
MEDEXPRESS URGENT CARE - VERO BEACH		2,303	348	13%	2,651
PARAMOUNT URGENT CARE - ORLANDO		1,729	901	34%	2,630
EMERALD COAST URGENT CARE, LLC	1	1,968	660	25%	2,629
BAPTIST HEALTHCARE - GULF BREEZE HOSPITAL	3	2,170	454	17%	2,627
LOWER KEYS MEDICAL CENTER		2,332	263	10%	2,595
CELESTA MEDICAL SERVICES LLC DBA - AMERICAN RESEARCH LABS		2,348	227	9%	2,575
ADVENT HEALTH - OCALA		2,124	447	17%	2,571
MEDEXPRESS FORT MYERS		2,248	315	12%	2,563
BAPTIST HEALTH - OAKLEAF		2,108	437	17%	2,545
PARAMOUNT URGENT CARE - OVIEDO		1,739	805	32%	2,544
MINUTECLINIC LLC #3662		2,164	378	15%	2,542
MEDEXPRESS URGENT CARE CORAL SPRINGS		2,274	255	10%	2,529
MINUTECLINIC LLC #7886		2,178	334	13%	2,512
MINUTECLINIC, LLC #4015		1,930	572	23%	2,502
ADVENTHEALTH CENTRA CARE CONWAY		2,114	375	15%	2,489
EMERALD COAST URGENT CARE LLC		1,804	654	27%	2,458
MINUTECLINIC LLC #5214		2,106	339	14%	2,445

COVID-19: testing by laboratory

Data through Mar 7, 2021 verified as of Mar 8, 2021 at 09:25 AM

Data in this report are provisional and subject to change.

The numbers in the table below represent the number of Florida and non-Florida residents for whom test results were received by the Department of Health. A person can be tested by more than one laboratory and can have both positive and negative results. **Therefore, the sum of the numbers in each column will be larger than the total number of people tested.**

Reporting lab	Inconclusive	Negative	Positive	Percent positive	Total
BAPTIST HEALTH SOUTH FLORIDA - MIAMI BEACH URGENT CARE		2,088	347	14%	2,435
MINUTECLINIC LLC #7887		2,147	281	12%	2,428
MINUTECLINIC LLC #1771		2,035	380	16%	2,415
COMMUNITY HEALTH NORTHWEST FLORIDA	4	1,856	549	23%	2,409
MINUTECLINIC LLC # 0514		2,116	277	12%	2,393
MINUTECLINIC LLC # 3930		2,052	332	14%	2,384
MEDEXPRESS URGENT CARE - CLEWISTON		1,996	386	16%	2,382
MINUTECLINIC LLC #4458		1,942	430	18%	2,372
PHYSICIANS STAT LAB	3	1,066	1,302	55%	2,371
MINUTECLINIC LLC #3814		1,972	369	16%	2,341
MINUTECLINIC LLC #1055		1,879	459	20%	2,338
BAY MEDICAL CENTER SACRED HEART HEALTH SYSTEM		1,770	558	24%	2,328
LEE HEALTH - COCONUT POINT CLINICAL LAB	2	1,872	433	19%	2,307
PHYSICIAN ASSOCIATES		2,068	237	10%	2,305
MINUTECLINIC LLC #7225		1,978	319	14%	2,297
MINUTECLINIC LLC # 3686		1,975	317	14%	2,292
MINUTECLINIC LLC #3003		1,812	458	20%	2,270
DONALD W ROBERTSON DO PA		1,767	499	22%	2,266
DR G'S URGENT CARE		1,969	293	13%	2,262
FAU		2,088	164	7%	2,252
PHYSICIANS REGIONAL MEDICAL CENTER - COLLIER BLVD	1	1,526	713	32%	2,240
PRIMEHEALTH URGENT CARE	1	1,865	361	16%	2,227
MINUTECLINIC LLC #3705		1,947	278	12%	2,225
EXACT SCIENCES LABORATORIES, LLC		2,012	208	9%	2,220
ADVENTHEALTH CENTRA CARE WINTER HAVEN	1	1,484	731	33%	2,216
MINUTECLINIC, LLC #3204		1,840	373	17%	2,213
AMELIA EXPRESS CARE LLC	10	1,889	312	14%	2,211
MINUTECLINIC LLC #7973		1,912	293	13%	2,205
MINUTECLINIC LLC #3291		1,918	274	13%	2,192
MEDEXPRESS URGENT CARE BOCA RATON		1,989	190	9%	2,179
CAREFAST+	1	1,466	711	33%	2,178
PATIENTS FIRST - THOMASVILLE ROAD		1,919	258	12%	2,177
MINUTECLINIC LLC #3257		1,804	372	17%	2,176
FLORIDA MEDICAL CLINIC	3	1,002	1,170	54%	2,175
BAYFRONTVENICEREGIONAL		2,085	89	4%	2,174
WHOLE FAMILY HEALTH CENTER INC		1,812	358	16%	2,170
TAMPA COMMUNITY HOSPITAL		1,836	319	15%	2,155
MINUTECLINIC LLC #5069		1,781	364	17%	2,145
ADVENT HEALTH - DADE CITY		1,862	266	13%	2,128
CORE DIAGNOSTIC LABORATORIES LLC	17	1,788	319	15%	2,124
ASCENSION SACRED HEART - GULF		1,604	516	24%	2,120
ASSOCIATED PATHOLOGISTS, LLC	3	1,729	381	18%	2,113
MINUTECLINIC LLC # 7933		1,854	255	12%	2,109
MINUTECLINIC, LLC #5817		1,725	375	18%	2,100
MINUTECLINIC LLC #3748		1,692	398	19%	2,090
BOND URGENT CARE LLC		1,555	531	25%	2,086
KEYS AHEC SCHOOL MEDICAL CLINIC	13	1,951	119	6%	2,083

COVID-19: testing by laboratory

Data through Mar 7, 2021 verified as of Mar 8, 2021 at 09:25 AM

Data in this report are provisional and subject to change.

The numbers in the table below represent the number of Florida and non-Florida residents for whom test results were received by the Department of Health. A person can be tested by more than one laboratory and can have both positive and negative results. **Therefore, the sum of the numbers in each column will be larger than the total number of people tested.**

Reporting lab	Inconclusive	Negative	Positive	Percent positive	Total
MINUTECLINIC, LLC (CLINIC 10699)		1,796	282	14%	2,078
AFC PHYSICIANS OF FLORIDA		1,565	511	25%	2,076
MINUTECLINIC LLC #7173		1,814	253	12%	2,067
UNIVERSITY OF NORTH FLORIDA STUDENT HEALTH		1,998	66	3%	2,064
MINUTECLINIC LLC #5924		1,760	294	14%	2,054
MINUTECLINIC LLC #3255		1,764	278	14%	2,042
INTELEX LABS, LLC		1,977	64	3%	2,041
FLOWERS HOSPITAL		1,839	188	9%	2,027
MINUTECLINIC LLC #5216		1,740	286	14%	2,026
PARRISH MEDICAL CENTER	1	1,770	253	13%	2,024
CHARLES AIESI CONSULTING INC	8	1,778	233	12%	2,019
MINUTECLINIC LLC #4024		1,736	279	14%	2,015
MINUTECLINIC LLC #4612		1,605	405	20%	2,010
MEDIQUICK URGENT CARE CENTERS INC		1,459	550	27%	2,009
MINUTECLINIC LLC #3654		1,667	339	17%	2,006
MINUTECLINIC LLC # 3579		1,687	295	15%	1,982
JUPITER MEDICAL CENTER URGENT CARE		1,511	466	24%	1,977
HEALTH CARE DISTRICT OF PALM BEACH COUNTY	1	1,761	192	10%	1,954
DOC SMILEY'S URGENT CARE		1,706	247	13%	1,953
MINUTECLINIC LLC #3648		1,575	376	19%	1,951
EMERGENCY PHYSICIANS MEDICAL CENTER		898	1,051	54%	1,949
GENUS3		1,874	72	4%	1,946
PHYSICIANS PRIMARY CARE	2	1,709	226	12%	1,937
JACKSON HOSPITAL CLINICAL LABORATORY		1,647	282	15%	1,929
MINUTECLINIC LLC #3285		1,665	255	13%	1,920
NCHMD INC		1,604	306	16%	1,910
LAKE WALES MEDICAL CENTER INC		1,642	251	13%	1,893
MEDFAST URGENT CARE CENTERS LLC		564	1,325	70%	1,889
MINUTECLINIC LLC #1807		1,581	301	16%	1,882
MINUTECLINIC LLC #3635		1,637	244	13%	1,881
MEDEXPRESS PORT CHARLOTTE		1,701	169	9%	1,870
AFC PHYSICIANS OF FLORIDA PA		1,409	458	25%	1,867
MEDIPATH LLC		1,531	330	18%	1,861
PENSACOLA PEDIATRICS PA	1	1,692	167	9%	1,860
MINUTECLINIC LLC #4201		1,620	232	13%	1,852
NCH NORTHEAST	7	1,427	402	22%	1,836
MARTIN HEALTH SYSTEM - ST LUCIE WEST		1,662	169	9%	1,831
MINI ER WATERFORD LAKES, THE		1,561	259	14%	1,820
MINUTECLINIC LLC #1821		1,631	179	10%	1,810
DOC SMILEYS URGENT CARE LLC		1,460	338	19%	1,798
BARDMOOR LABORATORY	9	1,513	261	15%	1,783
MINUTECLINIC LLC #476		1,522	241	14%	1,763
RIVER TOWN DIAGNOSTIC LLC		1,470	286	16%	1,756
Community_Health		1,533	199	11%	1,732
LITTLE PINE PEDIATRICS	1	1,450	269	16%	1,720
MINUTECLINIC LLC #8381		1,465	246	14%	1,711
OPTUM LABS LLC	1	1,539	170	10%	1,710

COVID-19: testing by laboratory

Data through Mar 7, 2021 verified as of Mar 8, 2021 at 09:25 AM

Data in this report are provisional and subject to change.

The numbers in the table below represent the number of Florida and non-Florida residents for whom test results were received by the Department of Health. A person can be tested by more than one laboratory and can have both positive and negative results. **Therefore, the sum of the numbers in each column will be larger than the total number of people tested.**

Reporting lab	Inconclusive	Negative	Positive	Percent positive	Total
MINUTECLINIC LLC #1350		1,477	232	14%	1,709
JW PLASTIC SURGERY		1,449	244	14%	1,693
SPARROW HEALTHCARE	2	1,436	252	15%	1,690
IGENOMIX USA LLC	47	1,482	157	9%	1,686
NEIGHBORHOOD MEDICAL CENTER INC	17	1,482	178	11%	1,677
MINUTECLINIC LLC #6007		1,456	220	13%	1,676
NORTH SHORE LONG ISLAND JEWISH HEALTH	1	1,588	85	5%	1,674
KETAMINE HEALTH CENTERS LLC	1	1,523	144	9%	1,668
LABORATORY SPECIALISTS OF MICHIGAN		1,363	284	17%	1,647
STEWART ROCKLEDGE HOSPITAL	1	1,395	243	15%	1,639
GENESIS LABORATORY MANAGEMENT	14	1,377	230	14%	1,621
BAPTIST HEALTH EMERGENCY CENTER AT WEST CORAL WAY		1,274	343	21%	1,617
LABTECH DIAGNOSTIC		1,330	286	18%	1,616
FIU-HEALTH AUXILIARY LABORATORY	6	1,517	93	6%	1,616
MINUTECLINIC, LLC # 4469		1,384	228	14%	1,612
OPTEO LABORATORY		1,564	34	2%	1,598
ELLENTON URGENT CARE		1,361	234	15%	1,595
MINUTECLINIC LLC #3637		1,264	328	21%	1,592
BAYFRONT HEALTH - CITRUS HILLS		1,381	211	13%	1,592
SHELL POINT NURSING PAVILION	1	1,501	71	5%	1,573
MELBOURNE MEDICAL LABORATORY☐	2	1,365	202	13%	1,569
MINUTECLINIC LLC #3236		1,328	228	15%	1,556
ASSURANCE SCIENTIFIC LABORATORIES	1	1,268	283	18%	1,552
MINUTECLINIC LLC #1815		1,353	188	12%	1,541
GENOME LLC	2	1,419	119	8%	1,540
WHITE WILSON MEDICAL CENTER		192	1,312	87%	1,504
MINUTECLINIC LLC #5157		1,295	197	13%	1,492
BAPTIST HEALTH SOUTH FLORIDA - COUNTRY WALK URGENT CARE EXPRESS		1,265	224	15%	1,489
MINUTECLINIC, LLC #3245		1,190	288	19%	1,478
LAKELAND REGIONAL HEALTH PABLO		1,272	195	13%	1,467
ED FRASER MEMORIAL HOSPITAL		1,209	244	17%	1,453
ADVANCE MEDICAL OF NAPLES		326	1,124	78%	1,450
UHEALTH DEERFIELD BEACH/UMSYLVESTER DEERFIELD BEACH LABORATORY	3	1,380	55	4%	1,438
BIOCERNA LLC	9	1,257	164	11%	1,430
PATIENTS CHOICE LABORATORIES		831	592	42%	1,423
MINUTECLINIC LLC #214		1,224	196	14%	1,420
COASTAL LABORATORIES	1	1,115	287	20%	1,403
UNIVERSITY OF ALABAMA AT BIRMINGHAM		1,360	43	3%	1,403
ARCPOINT LABS		848	549	39%	1,397
PROJECT HEALTH, INC SUMTERVILLE	5	1,142	249	18%	1,396
FLORIDA DEPARTMENT OF HEALTH IN POLK COUNTY	2	1,083	308	22%	1,393
MEDEXPRESS URGENT CARE - JAX ATLANTIC BLVD		1,185	200	14%	1,385
BAPTIST HEALTH SOUTH FLORIDA - KEY BISCANE URGENT CARE EXPRESS		1,199	166	12%	1,365
EUROFINS NTD, LLC		1,320	44	3%	1,364
ADVANCED MEDICAL OF NAPLES LLC		1,206	156	11%	1,362
ASCENSION ST VINCENT'S - SOUTHSIDE		1,309	49	4%	1,358
BAPTIST HEALTHCARE - JAY HOSPITAL	1	988	366	27%	1,355

COVID-19: testing by laboratory

Data through Mar 7, 2021 verified as of Mar 8, 2021 at 09:25 AM

Data in this report are provisional and subject to change.

The numbers in the table below represent the number of Florida and non-Florida residents for whom test results were received by the Department of Health. A person can be tested by more than one laboratory and can have both positive and negative results. **Therefore, the sum of the numbers in each column will be larger than the total number of people tested.**

Reporting lab	Inconclusive	Negative	Positive	Percent positive	Total
TEMPUS CLINICAL LABORATORY	10	1,197	148	11%	1,355
PEDIATRIC HEALTH CARE ALLIANCE - NORTHDAL		1,236	116	9%	1,352
TREASURE COAST MEDICAL ASSOCIATES INC		747	576	44%	1,323
SMA LAB	9	1,159	150	11%	1,318
AMELIA EXPRESS CARE	1	715	597	45%	1,313
PARAMOUNT URGENT CARE VILLAGES		912	401	31%	1,313
UHEALTH CLINIC AT WALGREENS		1,057	252	19%	1,309
READY RESPONDERS FLORIDA, PLLC		1,121	174	13%	1,295
NYU HOSPITALS CENTER CLINICAL LABORATORIES		1,250	42	3%	1,292
VRL EUROFIN		1,236	36	3%	1,272
APALACHEE CORRECTIONAL INSTITUTION EAST UNIT		1,238	26	2%	1,264
FIRST QUALITY LABORATORY		1,181	82	6%	1,263
CAREMED CLINIC LLC	1	981	274	22%	1,256
TOM LEE COMMUNITY HEALTH CENTER		827	426	34%	1,253
OPTUMCARE FLORIDA LLC		1,003	250	20%	1,253
PROHEALTH MEDICAL CLINIC		632	613	49%	1,245
VITRO MOLECULAR LABORATORIES	46	1,122	75	6%	1,243
VAVA PARTNERS LLC		440	795	64%	1,235
HOLIDAY CVS LLC DBA CVSPHARMACY #5155		1,177	57	5%	1,234
ER QUICKCARE PL		1,046	178	15%	1,224
CLINICORE		1,124	91	7%	1,215
ST ANNES NURSING CENTER		1,186	25	2%	1,211
PATIENTS FIRST LAKE ELLA MEDICAL CENTER		1,061	139	12%	1,200
XPRESS URGENT CARE	4	1,012	180	15%	1,196
ACCESS MEDICAL LABS		746	448	38%	1,194
PREMIER MEDICAL	1	1,097	94	8%	1,192
MEDICAL CONSULTANTS OF FLORIDA, LLC	1	997	190	16%	1,188
PALM BAY HOSPITAL CLINICAL LABORATORY		829	352	30%	1,181
MINUTECLINIC LLC #8927		997	177	15%	1,174
SOLARIS HEALTHCARE PALATKA		1,065	104	9%	1,169
STAGEZERO LIFE SCIENCES INC	3	1,064	99	8%	1,166
EPN URGENT CARE NAPLES	2	792	369	32%	1,163
NORTH FLORIDA PEDIATRICS-TALLAHASSEE	1	1,054	98	8%	1,153
MYTEST DIAGNOSTICS		1,086	62	5%	1,148
PARAMOUNT URGENT CARE - CLERMONT		686	455	40%	1,141
ADVANCED DIAGNOSTIC LABORATORY		1,092	47	4%	1,139
MINUTECLINIC LLC #5187		997	139	12%	1,136
LAB24 INC	3	464	667	59%	1,134
CAPSTONE HEALTHCARE		802	330	29%	1,132
VERITAS GENETICS	61	942	119	11%	1,122
COASTAL PEDIATRIC GROUP		969	152	14%	1,121
ADDICTION LABS OF AMERICA	3	1,033	77	7%	1,113
PALM HARBOR PHARMACY		963	149	13%	1,112
MIAMI JEWISH HEALTH SYSTEMS		1,049	58	5%	1,107
PROFESSIONAL HEALTH EXAMINERS DBA PROHEALTH	1	894	211	19%	1,106
NAPLES URGENT CARE	1	705	397	36%	1,103
ST PETERSBURG PEDIATRICS	1	991	111	10%	1,103

COVID-19: testing by laboratory

Data through Mar 7, 2021 verified as of Mar 8, 2021 at 09:25 AM

Data in this report are provisional and subject to change.

The numbers in the table below represent the number of Florida and non-Florida residents for whom test results were received by the Department of Health. A person can be tested by more than one laboratory and can have both positive and negative results. **Therefore, the sum of the numbers in each column will be larger than the total number of people tested.**

Reporting lab	Inconclusive	Negative	Positive	Percent positive	Total
XYZ LABORATORY	8	942	146	13%	1,096
ARCPPOINT LABS OF CORAL SPRINGS FL		983	112	10%	1,095
SUNRISE URGENT CARE ASSOCIATES LLC D/B/A	7	705	380	35%	1,092
INNOVATIVE TRANSFUSION MEDICINE, INC	11	915	152	14%	1,078
STEWART REFERENCE LABORATORY	1	595	481	45%	1,077
CAREFAST MURABELLA		611	461	43%	1,072
MINUTECLINIC LLC		936	125	12%	1,061
RAINBOW RIVER MEDICAL LABORATORY		977	83	8%	1,060
NORTH FLORIDA PEDIATRICS - LAKE CITY		849	209	20%	1,058
HENDRY REGIONAL MEDICAL CENTER CLINICAL LABORATORY		809	248	23%	1,057
ADVENTHEALTH CENTRA CARE TRINITY		903	136	13%	1,039
PROJECT HEALTH INC	4	875	155	15%	1,034
PRIMARY CARE OF THE TREASURE COAST		899	132	13%	1,031
FLAGLER HOSPITAL LABORATORY	8	36	969	96%	1,013
BIO-TECH CLINICAL LABORATORIES INC		867	138	14%	1,005
GENEIQ		951	54	5%	1,005
VERITOR		850	151	15%	1,001
USF MORSANI CENTER FOR ADVANCED HEALTH CARE		877	121	12%	998
PROFESSIONAL HEALTH EXAMINERS		847	144	15%	991
LENCO MEDICAL LABORATORY		944	47	5%	991
LAKELAND REGIONAL HEALTH - PWC/OB		36	954	96%	990
CARENOW URGENT CARE – FORT PIERCE		688	297	30%	985
BROWNWOOD CARE CENTER		853	128	13%	981
VA PAIN CLINIC	4	937	33	3%	974
MINUTECLINIC, LLC DBA MINUTECLINIC #4717		913	40	4%	953
ABSOLUTE GENOMICS	1	769	179	19%	949
LPG COCONUT POINT		786	161	17%	947
PRIMARY CARE SOUTH INC		556	383	41%	939
PHAROS HEALTH		687	240	26%	927
TYNDALL AIR FORCE BASE		723	204	22%	927
VRL EUROFINIS - DALLAS		913	13	1%	926
GENE TOX WORLDWIDE	60	736	125	14%	921
HISTOPATHOLOGY SERVICES, LLC		817	104	11%	921
INTEGRITY LABORATORIES, LLC	4	750	164	18%	918
SPECTOR SCIENTIFIC LAB	1	417	497	54%	915
CATALYST WALK IN CLINIC		722	190	21%	912
THE HEALTH CENTER OF PLANT CITY		835	71	8%	906
PEDIATRICS OF CENTRAL FLORIDA PA	20	836	48	5%	904
FAST TRACK URGENT CARE CENTER		4	896	100%	900
NORTH FLORIDA PEDIATRICS PA - SUWANNEE	3	771	125	14%	899
TACACHALE CLINICAL LABORATORY	1	847	47	5%	895
FISHERMENS HOSPITAL CLINICAL LAB		813	79	9%	892
GROWING TOGETHER PEDIATRICS LLC		835	57	6%	892
UNIVERSITY OF WEST FLORIDA STUDENT HEALTH SERVICES	1	763	121	14%	885
INTERLACHEN PEDIATRICS		842	33	4%	875
QUICK CARE MED		648	218	25%	866
COVANCE CLINICAL RESEARCH UNIT INC		840	24	3%	864

COVID-19: testing by laboratory

Data through Mar 7, 2021 verified as of Mar 8, 2021 at 09:25 AM

Data in this report are provisional and subject to change.

The numbers in the table below represent the number of Florida and non-Florida residents for whom test results were received by the Department of Health. A person can be tested by more than one laboratory and can have both positive and negative results. **Therefore, the sum of the numbers in each column will be larger than the total number of people tested.**

Reporting lab	Inconclusive	Negative	Positive	Percent positive	Total
C.W. BILL YOUNG VA MEDICAL CENTER	1	21	838	97%	860
BAPTIST HEALTH - MD ANDERSON CANCER CENTER		845	5	1%	850
LEE COUNTY EMERGENCY MEDICAL SERVICE	1	735	113	13%	849
INTERLACHEN PEDIATRICS PA		811	38	4%	849
GENOSUR LLC	1	837	11	1%	849
NORTH VISTA HOSPITAL LABORATORY		723	124	15%	847
PENSACOLA PEDIATRICS	2	604	235	28%	841
CAPE CANAVERAL HOSPITAL		575	263	31%	838
EAST LAKE PEDIATRICS		720	107	13%	827
DEPARTMENT OF CLINICAL LABS		806	18	2%	824
NORTH FLORIDA PEDIATRICS PA	2	711	111	13%	824
CREEKSIDE CARE CENTER	1	681	139	17%	821
FLORIDA HOSPITAL ORLANDO		743	74	9%	817
CONSULATE HEALTH CARE OF NEW PORT RICHEY	2	691	123	15%	816
ADVENTHEALTH EXPRESS CARE AT WALGREENS		711	103	13%	814
ASAP LABS LLC	7	655	151	19%	813
MOLECULAR TESTING LABS		758	53	7%	811
ASCENSION ST VINCENT'S - CLAY		775	35	4%	810
WOODLANDS MEDICAL SPECIALISTS		549	258	32%	807
Point of Care Testing	1	116	685	85%	802
NITE LITE PEDIATRICS		234	564	71%	798
COASTAL PHYSICIANS, LLC		644	154	19%	798
CVS HEALTH		619	176	22%	795
NORTH SHORE LIJ URGENT CARE PC		747	46	6%	793
HALIFAX MEDICAL CENTER-PORT ORANGE LAB		679	112	14%	791
CRUCIAL CARE EMERGENCY MEDICINE DOCTORS		631	158	20%	789
NORTH OKALOOSA MEDICAL CENTER		455	330	42%	785
REDI MED LLC		628	157	20%	785
DYNIX DIAGNOSTICS	2	526	255	33%	783
Tampa Lakes Health and Rehabilitation Center	2	706	73	9%	781
NONE		308	462	60%	770
PRIMARY CARE SERVICES AT INDIAN RIVER ESTATES		744	23	3%	767
FAMILY HEALTH CENTERS OF SWF LABS	2	677	85	11%	764
MACDILL AIR FORCE BASE		712	51	7%	763
JACKSONVILLE BEACH PEDIATRIC CARE CENTER		697	63	8%	760
VITAS HEALTHCARE CORPORATION OF FLA	1	752	5	1%	758
CHILDRENS MEDICAL ASSOCIATION		692	66	9%	758
MIDWAY SPECIATLY CARE CENTER		534	221	29%	755
LOOP PEDIATRICS PA	3	630	118	16%	751
NORTHEAST FLORIDA NEUROLOGY CLINICS, INC		637	113	15%	750
Victoria Nursing and Rehabilitation Center		695	53	7%	748
VENICE REGIONAL BAYFRONT HEALTH (PULMONARY)		637	111	15%	748
NCHMD, INC SOUTHEAST IMMEDIATE CARE		576	168	23%	744
CARE ONE OF FLORIDA LLC		501	241	32%	742
SANTA ROSA MEDICAL GROUP		575	161	22%	736
HEALTH CENTRAL CLINICAL LABORATORY		670	61	8%	731
ANY LAB TEST NOW	1	488	241	33%	730

COVID-19: testing by laboratory

Data through Mar 7, 2021 verified as of Mar 8, 2021 at 09:25 AM

Data in this report are provisional and subject to change.

The numbers in the table below represent the number of Florida and non-Florida residents for whom test results were received by the Department of Health. A person can be tested by more than one laboratory and can have both positive and negative results. **Therefore, the sum of the numbers in each column will be larger than the total number of people tested.**

Reporting lab	Inconclusive	Negative	Positive	Percent positive	Total
ADVENT HEALTH LAB - ORLANDO		433	296	41%	729
CLINICAL PATHOLOGY LABS INC		651	73	10%	724
SOLARIS HEALTHCARE CHARLOTTE HARBOR		675	47	7%	722
24 HOUR PEDIATIC CARE CENTER	3	664	50	7%	717
DISNEY COVID TEST SITE		703	12	2%	715
PALACE NURSING HOME & REHAB CENTER		677	36	5%	713
PRIMARY CARE SERVICES AT ST ANDREWS ESTATES		711			711
LIFE CARE CENTER OF NEW PORT RICHEY		676	33	5%	709
WILLOWBROOKE COURT AT EDGEWATER POINTE ESTATES		700	9	1%	709
AMERICAN MEDICAL RESPONSE		700	8	1%	708
KENDALL HEALTHCARE PROPERTIES DBA	2	678	27	4%	707
CALHOUN LIBERTY HOSPITAL		554	153	22%	707
DOCTOR'S MEMORIAL HOSPITAL		544	162	23%	706
GRAND COURT TAMPA		701	4	1%	705
ORLANDO HEALTH AND REHAB CENTER		660	44	6%	704
TELESCOPE HEALTH LLC	3	586	112	16%	701
PALM GARDEN OF PORT SAINT LUCIE		689	9	1%	698
Crestview Rehabilitation Center	5	563	128	18%	696
PREMIER MEDICAL LABORATORY SERVICES	2	463	225	33%	690
NORTH FLORIDA MEDICAL GROUP		547	143	21%	690
POINT WASHINGTON MEDICAL CLINIC	1	486	199	29%	686
PHYSICIANS STAT LAB INC		593	85	13%	678
NCH HEALTHCARE SYSTEM MICROBIOLOGY LAB		2	674	100%	676
EAST LAKE PEDIATRICS PA		613	62	9%	675
CENTRAL FLORIDA HEALTH CARE INC		565	107	16%	672
MINI ER ADULT AND PEDIATRIC URGENT CARE		574	98	15%	672
ENCOMPASS HEALTH		654	15	2%	669
LAB DOCTOR		584	82	12%	666
BOND AND STEELE CLINIC PA		470	194	29%	664
MEDICAL FP - WHOLE FAMILY HEALTH CENTER		543	120	18%	663
ETHOS WELLNESS PHARMACY		619	43	6%	662
AMERICAN FAMILY CARE PENSACOLA WEST		127	533	81%	660
GULF COAST VILLAGE		628	31	5%	659
TREE HOUSE PEDIATRICS PLLC		592	67	10%	659
GULF COAST MOLECULAR LABORATORIES	13	540	102	16%	655
FLAGLER COUNTY HEALTH DEPARTMENT	3	509	142	22%	654
VIERA HOSPITAL, INC		514	140	21%	654
POINT OF CARE TESTING SITE		630	24	4%	654
FLORIDA GULF COAST UNIVERSITY		470	183	28%	653
GOLDEN GATE FAMILY CLINIC		206	446	68%	652
ADVENTHEALTH MEDICAL GROUP PROMPT CARE		464	184	28%	648
MAVERICK LABS		460	188	29%	648
MAIN STREET MEDICAL CENTER		128	519	80%	647
LIFE CARE CENTER OF PENSACOLA		596	49	8%	645
ST JOHN'S NURSING CENTER		623	21	3%	644
MANOR PINES CONVALESCENT CENTER LLC	1	621	21	3%	643
JOHN KNOX VILLAGE HEALTH CENTER		621	21	3%	642

COVID-19: testing by laboratory

Data through Mar 7, 2021 verified as of Mar 8, 2021 at 09:25 AM

Data in this report are provisional and subject to change.

The numbers in the table below represent the number of Florida and non-Florida residents for whom test results were received by the Department of Health. A person can be tested by more than one laboratory and can have both positive and negative results. **Therefore, the sum of the numbers in each column will be larger than the total number of people tested.**

Reporting lab	Inconclusive	Negative	Positive	Percent positive	Total
MOUNT SINAI LABORATORY		613	29	5%	642
PALM BEACH ATLANTIC UNIVERSITY		623	18	3%	641
PEBBLEBROOK PHARMACY	1	531	108	17%	640
AMERICAN SCIENTIFIC LABORATORIES LLC		628	5	1%	633
VETERANS AFFAIRS MEDICAL CENTER	1	41	591	93%	633
PALM GARDEN OF VERO BEACH		591	40	6%	631
ORANGE BLOSSOM FAMILY HEALTH		602	27	4%	629
SPRING HILL HEALTH AND REHABILITATION CENTER		597	24	4%	621
LIFE CARE CENTER OF ORANGE PARK		591	30	5%	621
CLEWISTON NURSING AND REHABILITATION CENTER		602	12	2%	614
MID-FLORIDA PATHOLOGY		466	148	24%	614
SOUTHEAST ALABAMA MEDICAL CENT		560	53	9%	613
THE PRESERVE		603	9	1%	612
HOLY CROSS HOSPITAL		12	598	98%	610
GOLDEN GLADES NURSING & REHABILITATION CTR		594	16	3%	610
EXPRESS PHARMACY		562	46	8%	608
HOLMES REGIONAL MEDICAL CENTER		5	601	99%	606
SEBASTIAN RIVER MEDICAL CENTER	2	440	163	27%	605
BROAD INSTITUTE CLINICAL SEQUENCING RESEARCH PLATFORM	2	574	28	5%	604
LIFE CARE CENTER OF HILLIARD		581	22	4%	603
BOCA GRANDE HEALTH CLINIC		573	30	5%	603
FORT MYERS INTERNAL MEDICINE, LLC		541	61	10%	602
PATIENTS FIRST - MAHAN DRIVE		164	436	73%	600
VETERANS AFFAIRS MEDICAL CENTER - JAMES A HALEY			597	100%	597
MOORINGS PARK INSTITUTE, INC, THE		568	26	4%	594
MANOR CARE HEALTH SERVICES - FT MYERS		569	25	4%	594
BROOKDALE FORT MYERS CYPRESS LAKE		590	2	0%	592
VITAS HEALTHCARE CORP OF CENTRAL FL		568	23	4%	591
PEDIATRIC HEALTHCARE ALLIANCE PA		541	48	8%	589
CONSULATE HEALTHCARE OF VERO BEACH	14	492	81	14%	587
SUWANNEE HEALTH AND REHABILITATION CENTER		581	5	1%	586
EDEN SPRINGS NURSING AND REHAB CENTER		476	110	19%	586
Fernandina Beach Rehabilitation and Nursing Center	1	562	19	3%	582
PEDIATRIC HEALTHCARE ALLIANCE		547	33	6%	580
WATSON THERAPEUTICS INC	1	552	24	4%	577
CYPRESS VILLAGE	1	552	24	4%	577
J AND G MEDICAL GROUP LLC		474	101	18%	575
HMA SANTA ROSA MEDICAL CENTER LLC DBA		452	122	21%	574
BREVARD HEALTH ALLIANCE		323	251	44%	574
DAVITA LABORATORY		471	103	18%	574
MEDONE URGENT CARE CENTER		350	223	39%	573
MEDICAL VB		451	121	21%	572
NSPIRE HEALTHCARE MIAMI LAKES	8	550	14	2%	572
TENNESSEE DOH - NASHVILLE	2	504	66	12%	572
THERADOC		152	419	73%	571
CARITHERS PEDIATRIC GROUP		518	49	9%	567
BUFFALO CROSSING HEALTHCARE & REHABILITATION CTR		549	15	3%	564

COVID-19: testing by laboratory

Data through Mar 7, 2021 verified as of Mar 8, 2021 at 09:25 AM

Data in this report are provisional and subject to change.

The numbers in the table below represent the number of Florida and non-Florida residents for whom test results were received by the Department of Health. A person can be tested by more than one laboratory and can have both positive and negative results. **Therefore, the sum of the numbers in each column will be larger than the total number of people tested.**

Reporting lab	Inconclusive	Negative	Positive	Percent positive	Total
CITY MEDICAL OF NEW JERSEY, PC		516	46	8%	562
MAYFLOWER ASSISTED LIVING		556	6	1%	562
FAMILY HEALTH CENTERS OF SOUTHWEST FLORIDA INC		491	70	12%	561
WILLOW BROOKE COURT AT INDIAN RIVER ESTATES		517	43	8%	560
AFC URGENT CARE CLEARWATER	1	123	436	78%	560
ECCOLAB GROUP	1	146	412	74%	559
SHORELINE PHYSICIAN GROUP		342	216	39%	558
DIAMOND RIDGE HEALTH AND REHABILITATION		525	32	6%	557
EMERALD SHORES HEALTH AND REHABILITATION		458	97	17%	555
MANOR CARE NURSING CENTER OF SARASOTA FL LLC		468	87	16%	555
BALDOMERO LOPEZ STATE VETERANS NURSING HOME	2	548	4	1%	554
NEMOURS CHILDERN'S HOSPITAL		453	98	18%	551
PALM GARDEN OF TAMPA		521	29	5%	550
EXPRESS URGENT CARE LLC		1	549	100%	550
The Sands at South Beach		545	4	1%	549
BALDWIN PEDIATRICS	1	519	28	5%	548
VITAE DIAGNOSTICS		534	13	2%	547
Signature HealthCare Center of Waterford		516	30	5%	546
CLINICAL ENTERPRISE, INC		525	20	4%	545
COASTAL URGENT CARE		428	116	21%	544
CONTINENTAL CLINICAL RESEARCH, LLC		509	35	6%	544
CLIFFORD CHESTER SIMS STATE VETERANS		531	12	2%	543
Plantation Bay Rehabilitation Center		519	24	4%	543
MEDICAL CENTER OF DELTONA, INC		449	94	17%	543
DOCTORS CENTER,THE		432	111	20%	543
EMERALD COAST PEDIATRICS		531	11	2%	542
NCF DIAGNOSTICS & DNA TECHNOLOGIES	15	208	318	59%	541
NCH HEALTHCARE BONITA		410	129	24%	539
VETERANS AFFAIRS MEDICAL CENTER - BAY PINES		18	519	97%	537
SABAL PALMS HEALTH AND REHAB		485	50	9%	535
CLARITY LABS		464	70	13%	534
STATMED OCALA	3	416	115	22%	534
DOH - INDIAN RIVER		450	79	15%	529
VETERANS AFFAIRS MEDICAL CENTER - GAINESVILLE		3	526	99%	529
MEDICAL CENTER CLINIC-IMMEDIATE CARE	1	423	104	20%	528
MED FAST URGENT CARE CENTER		260	268	51%	528
BAPTIST PRIMARY CARE	2	421	105	20%	528
BOND CLINIC PA PEDIATRICS DEPT		482	45	9%	527
MEDONE URGENT CARE AT ST. AUGUSTINE		136	388	74%	524
VILLA MARIA NURSING & REHAB CENTER INC	1	510	13	2%	524
PIONEER CLINICAL LAB LLC		422	102	19%	524
VALENCIA HILLS HEALTH AND REHABILITATION CENTER		504	13	3%	517
HARBOUR HEALTH CENTER		502	15	3%	517
SOLARIS HEALTHCARE LAKE CITY		419	98	19%	517
AMERICA'S PHARMACY LLC		460	57	11%	517
MEDFAST URGENT CARE CENTERS		231	281	55%	512
CHILDRENS MEDICAL ASSOCIATION PA		452	58	11%	510

COVID-19: testing by laboratory

Data through Mar 7, 2021 verified as of Mar 8, 2021 at 09:25 AM

Data in this report are provisional and subject to change.

The numbers in the table below represent the number of Florida and non-Florida residents for whom test results were received by the Department of Health. A person can be tested by more than one laboratory and can have both positive and negative results. **Therefore, the sum of the numbers in each column will be larger than the total number of people tested.**

Reporting lab	Inconclusive	Negative	Positive	Percent positive	Total
HEARTLAND PEDIATRICS OF LAKE WALES		455	53	10%	508
FLORIDA DEPARTMENT OF HEALTH IN CALHOUN COUNTY		382	123	24%	505
PALMETTO FAMILY HEALTHCARE	1	318	184	37%	503
FOUNTAIN MANOR HEALTH AND REHAB CENTER	1	484	18	4%	503
JACKSON MEMORIAL PERDUE MEDICAL CENTER		479	24	5%	503
OCALA FAMILY MEDICAL CENTER INC	2	438	61	12%	501
RICARDO NAVARRO DO PA		429	70	14%	499
NEW YORK HOSPITAL LABORATORIES	1	486	12	2%	499
ENZO CLINICAL LABS INC	3	471	25	5%	499
MEMORIAL PEMBROKE 24/7 CARE CENTER		379	119	24%	498
CLINICAL PATHOLOGY LABS		386	111	22%	497
RIVER GARDEN HEBREW HOME FOR THE AGED		442	54	11%	496
SOUTHERN OAKS CARE CENTER	1	457	37	7%	495
FLORIDA DEPARTMENT OF HEALTH CLAY COUNTY	1	395	98	20%	494
JACKSON MEMORIAL LONG TERM CARE CENTER		472	22	4%	494
HEALTH CENTER AT BRENTWOOD	1	449	44	9%	494
ARCPPOINTS LABS		428	65	13%	493
DXTERITY DIAGNOSTICS	2	459	31	6%	492
The Manor at Blue Water Bay		432	60	12%	492
ASCEND CLINICAL	5	415	71	14%	491
RAINBOW PEDIATRIC CENTER PA		459	31	6%	490
ST CLOUD REGIONAL MEDICAL CENTER CLINICAL LAB		394	95	19%	489
PALM GARDEN OF JACKSONVILLE☐	2	406	80	16%	488
PALM GARDEN OF CLEARWATER		469	18	4%	487
SUSANNA WESLEY HEALTH CENTER		449	36	7%	485
THE PALACE AT HOMESTEAD	1	464	19	4%	484
HILLCREST HEALTH CARE & REHABILITATION CENTER	3	466	13	3%	482
WEST GABLES HEALTH CARE CENTER		472	10	2%	482
NORTH FLORIDA RETIREMENT VILLAGE		479	2	0%	481
SANDBAY URGENT CARE		387	94	20%	481
LAUDERDALE NURSING CENTER LLC	1	455	19	4%	475
HARTS HARBOR HEALTH CARE CENTER		453	21	4%	474
MICHAEL A MIDDLETON MD PA☐		456	18	4%	474
Good Samaritan Society Kissimmee Village		408	65	14%	473
MANOR OAKS NURSING & REHAB CENTER	4	467	2	0%	473
FIRST CHOICE PEDIATRICS		383	89	19%	472
FLO-MEDILAB SERVICES LLC		188	282	60%	470
CITRUS NURSING CENTER LLC		424	46	10%	470
HOPE HOSPICE AND COMMUNITY SERVICES INC	14	438	17	4%	469
NAVAL HOSPITAL - JACKSONVILLE		136	332	71%	468
MANOR AT CARPENTERS		441	27	6%	468
CHILDRENS CLINIC WEST FLORIDA PEDIATRICS		426	41	9%	467
BENTON PEDIATRICS INC		419	48	10%	467
Quest Diag Unspecifd	1	316	150	32%	467
WHITE-WILSON MEDICAL CENTER - FORT WALTON BEACH		448	18	4%	466
RESTORE HEALTH URGENT CARE		360	105	23%	465
FLORIDA HOSPITAL WAUCHULA		330	134	29%	464

COVID-19: testing by laboratory

Data through Mar 7, 2021 verified as of Mar 8, 2021 at 09:25 AM

Data in this report are provisional and subject to change.

The numbers in the table below represent the number of Florida and non-Florida residents for whom test results were received by the Department of Health. A person can be tested by more than one laboratory and can have both positive and negative results. **Therefore, the sum of the numbers in each column will be larger than the total number of people tested.**

Reporting lab	Inconclusive	Negative	Positive	Percent positive	Total
SHORE ACRES CARE CENTER		429	35	8%	464
PARKLANDS FACILITY INC	4	417	42	9%	463
ORLANDO HEALTH CENTER FOR REHABILITATION		449	13	3%	462
BROOKDALE PALMER RANCH	1	403	57	12%	461
HERON POINTE HEALTH AND REHABILITATION	1	456	3	1%	460
UNIVERSITY OF TAMPA INC, THE		451	9	2%	460
PHYSICIANS PRIMARY CARE LAB	1	396	63	14%	460
LIFE CARE CENTER OF PALM BAY□		432	27	6%	459
AFC URGENT CARE FAMILY CARE			459	100%	459
LITTLE PINE PEDIATRICS PLLC	3	395	58	13%	456
CLARIDGE HOUSE NURSING CENTER		437	18	4%	455
WILLISTON CARE CENTER		394	59	13%	453
CARE ONE OF FLORIDA	1	307	144	32%	452
Q ANSWER LAB	1	392	59	13%	452
STEWARD SEBASTIAN RIVER MEDICAL CENTER		395	56	12%	451
DBI HEALTH INC		434	15	3%	449
BROWARD PARTNERSHIP	6	432	8	2%	446
CARENOW	2	245	199	45%	446
AFC URGENT CARE SEMINOLE			446	100%	446
PALM GARDEN OF ORLANDO		412	33	7%	445
DIAMOND RIDGE HEALTH AND REHABILITATION CENTER		422	22	5%	444
NORTH FLORIDA REHABILITATION & SPECIALTY CARE□		436	6	1%	442
NEW PLANT CITY FAMILY CARE	1	237	204	46%	442
NEW YORK PRESBYTERIAN - CUMC CLINICAL		424	18	4%	442
SIGNATURE HEALTHCARE OF BROOKWOOD GARDENS		436	6	1%	442
ELLENTON PEDIATRICS		423	18	4%	441
Solaris HealthCare Windermere		409	32	7%	441
SMA SPECIALTY MEDICAL LAB		119	321	73%	440
EMERITUS AT NAPLES	2	437	1	0%	440
AFC URGENT CARE TYRONE		2	436	100%	438
RUSKIN HEALTH CENTER		267	171	39%	438
SEMINOLE NURSING PAVILION		430	8	2%	438
VITAS LUTHERAN TOWERS INPATIENT PROGRAM		373	64	15%	437
FLORIDA HOSPITAL MEDICAL GROUP		267	169	39%	436
COLLIER URGENT CARE CENTERS CREEKSIDE		397	38	9%	435
ST ANDREWS BAY SKILLED NURSING &		374	60	14%	434
SOLARIS HEALTHCARE OSCEOLA		412	22	5%	434
PRO HEALTH		188	244	56%	432
GANDY CROSSING CARE CENTER	1	417	14	3%	432
SUNSHINE URGENT CARE LLC		284	147	34%	431
APP-UNIPATH, LLC	2	413	15	3%	430
AVECINA MEDICAL JULINGTON	1	240	189	44%	430
FLORIDA DEPT OF HEALTH IN BREVARD COUNTY	3	363	63	15%	429
Palm Garden of Ocala		330	98	23%	428
Ocala Health and Rehabilitation Center		406	21	5%	427
PALM GARDEN OF WINTER HAVEN	3	404	16	4%	423
CONSULATE HEALTH CARE OF BAYONET POINT	4	412	7	2%	423

COVID-19: testing by laboratory

Data through Mar 7, 2021 verified as of Mar 8, 2021 at 09:25 AM

Data in this report are provisional and subject to change.

The numbers in the table below represent the number of Florida and non-Florida residents for whom test results were received by the Department of Health. A person can be tested by more than one laboratory and can have both positive and negative results. **Therefore, the sum of the numbers in each column will be larger than the total number of people tested.**

Reporting lab	Inconclusive	Negative	Positive	Percent positive	Total
MEDIPATH		19	404	96%	423
Cypress Cove Care Center		322	100	24%	422
Colonial Lakes Health Care		384	38	9%	422
Bardmoor Oaks Healthcare and Rehabilitation Center		410	11	3%	421
GARCIA CLINICAL LABORATORY		28	392	93%	420
Santa Rosa Center for Rehabilitation and Healing		349	69	17%	418
HEALTHY STEPS PEDIATRICS		370	47	11%	417
MINUTECLINIC LLC, #10357		415	1	0%	416
LEHIGH REGIONAL MEDICAL CENTER LAB		371	44	11%	415
NAPLES CHILDREN'S URGENT CARE		361	53	13%	414
THE PALACE MANAGEMENT - THE PALACE AT CORAL GABLES		407	3	1%	410
MINUTECLINIC LLC #3671		366	44	11%	410
BROOKSVILLE HEALTHCARE CENTER LLC		395	13	3%	408
STARKE FAMILY MEDICAL CENTER		319	88	22%	407
SOLARIS HEALTHCARE MERRITT ISLAND		366	41	10%	407
LIFEBRITE	1	210	195	48%	406
FLORIDA DEPARTMENT OF HEALTH		356	49	12%	405
TIDE LABORATORIES		362	43	11%	405
Solaris Healthcare Daytona	2	356	46	11%	404
Timberidge Center for Rehabilitation and Healing		370	34	8%	404
ABBEY DELRAY		397	5	1%	402
TIDEWELL HOSPICE INC	2	393	7	2%	402
SPEARHEAD MEDICAL		347	55	14%	402
ORCHARD PARK HEALTH & REHABILITATION		397	5	1%	402
CLERMONT HEALTH AND REHABILITATION CENTER		369	32	8%	401
INDIAN RIVER CTR, LLC		349	50	13%	399
MEDSCAN LABORATORY INC	1	182	213	54%	396
Manatee Springs Rehabilitation and Nursing Center		375	20	5%	395
MINI ER AND URGENT CARE		289	105	27%	394
PENSACOLA PEDIATRICS PA - TIGER POINT	18	368	8	2%	394
TREASURE COAST COMMUNITY HEALTH	3	326	65	16%	394
WILLIAM OWEN PASS PARK		351	42	11%	393
Darcy Hall Of Life Care		381	12	3%	393
ROLLINS COLLEGE WELLNESS CENTER		130	262	67%	392
VITAS HEALTHCARE CORPORATION		387	5	1%	392
ANCIENT CITY PEDIATRICS	1	375	14	4%	390
BARBER		13	376	97%	389
PALMS OF SEBRING		352	34	9%	386
ADVENTHEALTH EXPRESS CARE AT		315	71	18%	386
AFC URGENT CARE		68	318	82%	386
SOLARIS HEALTHCARE BAYONET POINT		366	16	4%	382
BROOKDALE PADDOCK HILLS	2	377	2	1%	381
FAMILY CARE PARTNERS OF NORTHEAST FLORIDA LLC		307	74	19%	381
ADDINGTON PLACE AT WELLINGTON GREEN		370	9	2%	379
AMEERAH LABS, LLC	2	295	82	22%	379
MAGNOLIA FAMILY URGENT CARE		339	39	10%	378
FLORIDA DEPARTMENT OF HEALTH IN LIBERTY COUNTY	2	280	95	25%	377

COVID-19: testing by laboratory

Data through Mar 7, 2021 verified as of Mar 8, 2021 at 09:25 AM

Data in this report are provisional and subject to change.

The numbers in the table below represent the number of Florida and non-Florida residents for whom test results were received by the Department of Health. A person can be tested by more than one laboratory and can have both positive and negative results. **Therefore, the sum of the numbers in each column will be larger than the total number of people tested.**

Reporting lab	Inconclusive	Negative	Positive	Percent positive	Total
SUNLAND MARIANNA COX MEDICAL CENTER		335	42	11%	377
GOOD SAMARITAN CENTER		374	3	1%	377
BAYA PHARMACY WEST		8	368	98%	376
DIAGNOSTIC & CLINICAL CARE SERVICES INC DBA		300	75	20%	375
FHMG FLORIDA HOSPITAL MEDICAL GROUP		338	37	10%	375
ASSOCIATESMD MEDICAL GROUP INC		319	56	15%	375
Destin Healthcare and Rehabilitation Center	1	333	40	11%	374
VILLAGE DOCTORS OF KEYSTONE		292	81	22%	373
Life Care Center of Ocala		304	69	18%	373
FAIR HAVENS CENTER, OPCO		367	6	2%	373
MOOSEHAVEN HEALTH CENTER		334	38	10%	372
PINES OF SARASOTA		368	4	1%	372
HENDRY REGIONAL MEDICAL CENTER		107	265	71%	372
UR MEDICINE LABS- CENTRAL LABORATORY		350	22	6%	372
ACCESS MEDICAL CENTER	1	344	27	7%	372
FG RAPID RESULTS	2	120	249	67%	371
URGENT CARE BETHESDA	1	318	52	14%	371
BLOUNTSTOWN REHABILITATION CENTER LLC		265	106	29%	371
EPN URGENT CARE		44	326	88%	370
ORLANDO VA MEDICAL CENTER			370	100%	370
Stacey Health Care Centers Inc. dba Riverside Care Center		340	29	8%	369
WHITE WILSON MEDICAL CENTER PA - NAVARRE		259	109	30%	368
LIFE CARE PONTE VEDRA INC		360	8	2%	368
ADVENT HEALTH - TAMPA		148	220	60%	368
HEALTHWORKS MED GROUP OF FLORIDA PA	3	356	8	2%	367
INTERNAL MEDICINE & PEDIATRICS OF TAMPA BAY PA		312	55	15%	367
Bayside Care Center	1	346	20	5%	367
TRENTON MEDICAL CENTER INC DBA PALMS MEDICAL GROUP	4	270	93	25%	367
ADVENTHEALTH MEDICAL GROUP PROMPT CAR	1	260	105	29%	366
SEA BREEZE REHAB AND NURSING CENTER□		355	9	2%	364
INFORM DIAGNOSTICS		354	9	2%	363
ABBOTT DIAGNOSTICS		346	17	5%	363
NATIONS BEST FAMILY HEALTH CARE		183	178	49%	361
SOLARIS HEALTHCARE PARKWAY	2	341	17	5%	360
UNIVERSITY OF TAMPA STUDENT HEALTH AND SHC CLINICAL LABORATORY		208	151	42%	359
HEALTH CENTRAL PARK		292	66	18%	358
BAPTIST PRIMARY CARE, INC		329	28	8%	357
ST PETERSBURG PEDIATRICS-PARK BLVD		324	33	9%	357
PruittHealth Panama City	1	292	64	18%	357
AUGUSTUS LABS LLC		272	83	23%	355
VETERANS AFFAIRS MEDICAL CENTER - LAKE CITY		52	303	85%	355
FLORIDA HOSPITAL HEARTLAND MED CTR LAKE PLACID		267	88	25%	355
HAINES CITY REHABILITATION AND NURSING CENTER		331	24	7%	355
SUN COUNTRY PEDIATRICS PLLC	9	314	31	9%	354
SERENADES IN THE VILLAGES		300	53	15%	353
MY CLINICAL LAB		224	129	37%	353
PEDIATRICS BY THE SEA		341	12	3%	353

COVID-19: testing by laboratory

Data through Mar 7, 2021 verified as of Mar 8, 2021 at 09:25 AM

Data in this report are provisional and subject to change.

The numbers in the table below represent the number of Florida and non-Florida residents for whom test results were received by the Department of Health. A person can be tested by more than one laboratory and can have both positive and negative results. **Therefore, the sum of the numbers in each column will be larger than the total number of people tested.**

Reporting lab	Inconclusive	Negative	Positive	Percent positive	Total
MANORCARE HEALTH SERVICES - VENICE		297	55	16%	352
VILLAGE AT VIENNA SQUARE,THE	6	329	17	5%	352
MEDFAST URGENT CARE CENTER		122	230	65%	352
FLORIDA HEART & VASCULAR MULTISPECIALTY GROUP PA		256	96	27%	352
PEDIATRIC ASSOCIATES OF OCALA PA		321	31	9%	352
CORAL BAY HEALTHCARE AND REHABILITATION	1	338	12	3%	351
PW WINDERMERE SUBTENANT LLC		350	1	0%	351
SANFORD LABORATORIES		325	26	7%	351
BAYSHORE DIAGNOSTICS		310	41	12%	351
BRISTOL AT TAMPA, THE	4	338	8	2%	350
SIPARADIGM, DIAGNOSTIC INFORMATICS		273	77	22%	350
NURSING PLUS OF BROWARD LLC		334	15	4%	349
ST PETERSBURG PEDIATRICS-SEMINOLE BLVD		283	65	19%	348
CHAUTAUQUA REHABILITATION AND NURSING CENTER		338	9	3%	347
ORCHARD RIDGE CARE AND REHABILITATION CENTER		328	19	5%	347
Palmetto Subacute Care Center		335	11	3%	346
HEALTH DESIGNS		332	14	4%	346
SIGNATURE HEALTHCARE OF NORTH FLORIDA		343	3	1%	346
ADVENTHEALTH EXPRESS CARE AT WALGREENS 49TH STREET		293	52	15%	345
HARDEE MANOR HEALTH CARE CENTER	1	341	3	1%	345
TRI-COUNTY NURSING AND REHABILITATION CENTER INC		329	15	4%	344
NATURE COAST MEDICAL GROUP		251	93	27%	344
PALM GARDEN OF WEST PALM BEACH	4	325	15	4%	344
FLOMEDILAB		126	217	63%	343
Palm Garden of Largo		339	4	1%	343
MANOR CARE OF BOYNTON BEACH LLC		319	24	7%	343
HOSPICE OF THE FLORIDA SUNCOAST,THE		338	3	1%	341
USAFSAM/PHE		174	167	49%	341
ADVENT HEALTH CENTRA CARE - PALM COAST		80	261	77%	341
KINDRED HOSPITAL	8	316	16	5%	340
SELECT REFERENCE LABORATORIES, LLC	1	326	12	4%	339
ARCPOINT LABS OF SARASOTA MANATEE		261	78	23%	339
MOBILE MEDICAL ASSOCIATES PL	10	287	42	12%	339
WELL HEALTH WORKS	1	303	35	10%	339
VILLAGE DOCTORS FAMILY MEDICAL CENTER OF		273	64	19%	337
HARDEE COUNTY HEALTH DEPARTMENT		270	67	20%	337
CORAL TRACE HEALTH CARE	2	330	5	1%	337
COLOR GENOMICS, INC.	2	329	6	2%	337
Marshall Health and Rehabilitation Center		287	49	15%	336
PORT SAINT LUCIE HOSPITAL		327	9	3%	336
SABAL DIRECT PRIMARY CARE, PA		278	58	17%	336
FAIRWAY OAKS CENTER LLC	6	323	6	2%	335
NORTH PINELLAS STATMED QUICK QUALITY CLINICS		236	97	29%	333
Bay Breeze Senior Living and Rehabilitation Center		280	53	16%	333
DIGNITY HEALING, LLC		318	15	5%	333
CRONOS CLINICAL LABORATORY	22	220	91	27%	333
Life Care Center at Wells Crossing		309	21	6%	330

COVID-19: testing by laboratory

Data through Mar 7, 2021 verified as of Mar 8, 2021 at 09:25 AM

Data in this report are provisional and subject to change.

The numbers in the table below represent the number of Florida and non-Florida residents for whom test results were received by the Department of Health. A person can be tested by more than one laboratory and can have both positive and negative results. **Therefore, the sum of the numbers in each column will be larger than the total number of people tested.**

Reporting lab	Inconclusive	Negative	Positive	Percent positive	Total
OCEAN VIEW NURSING AND REHAB CENTER		310	16	5%	326
ONESTOP MEDICAL AND URGENT CARE LLC		283	43	13%	326
KISSIMMEE FACILITY OPERATIONS LLC		302	23	7%	325
PIONEER CLINICAL LAB, LLC		212	113	35%	325
TRINITY REGIONAL REHAB CENTER		310	15	5%	325
ADVENT HEALTH - DELTONA ER		264	61	19%	325
ATLANTIC SHORES NURSING AND REHAB CENTER	1	315	9	3%	325
MEMPHIS PATHOLOGY LABORATORY	4	302	19	6%	325
FL HUD DESTIN, LLC D/B/A GRAND BOULEVARD HEALTH		287	38	12%	325
MIDWAY SPECIALTY CARE CENTER	3	207	114	35%	324
LIFE CARE CENTER OF WINTER HAVEN		306	18	6%	324
TAMARAC REHABILITATION & HEALTH CENTER		319	3	1%	322
AVANTE AT MT DORA		318	4	1%	322
BAY VILLAGE OF SARASOTA INC		319	3	1%	322
DELTONA HEALTH CARE		298	24	7%	322
ROSEWOOD HEALTH AND REHABILITATION CENTER		301	21	7%	322
BREVARD HEALTH ALLIANCE INC, THE		307	14	4%	321
AVENTURA REHAB AND NURSING CENTER		309	12	4%	321
BONIFAY NURSING AND REHAB CENTER		290	30	9%	320
SPRINGTREE REHAB & HEALTH CARE CENTER		300	20	6%	320
HCSO OCCUPATIONAL HEALTH AND WELLNESS CENTER		249	69	22%	318
LabCorp (Non-Interfaced)	1	124	193	61%	318
SILVER CREEK SENIOR LIVING COMMUNITY		313	5	2%	318
SPECIALTY HEALTH AND REHABILITATION CENTER		293	25	8%	318
LAKE EUSTIS HEALTH AND REHABILITATION CENTER		310	7	2%	317
HEALTH PARK CARE CENTER		313	4	1%	317
FAMILY EXPRESS URGENT CARE		5	310	98%	315
ELMHURST HOSPITAL CENTER	1	287	27	9%	315
PruittHealth Santa Rosa		225	90	29%	315
BIOCEPT		293	22	7%	315
PLANT CITY PEDIATRICS	1	252	61	19%	314
ST LUCIE EMPLOYEE HEALTH & WELLNESS CENTER		307	6	2%	313
MEDICAL CENTER AT OCEAN REEF,THE		297	16	5%	313
GENESIS MEDICAL LABORATORY MIAMI FL.		83	230	73%	313
REHABILITATION CENTER OF LAKE CITY, THE		284	28	9%	312
KEY WEST HEALTH AND REHAB	1	304	7	2%	312
MEDEXPRESS LUTZ		3	308	99%	311
KENNEDY PAIN CLINIC GROUP LLC		281	30	10%	311
GOOD SAMARITAN SOCIETY-DAYTONA		291	20	6%	311
SAMANTHA WILSON CARE CENTER	4	297	9	3%	310
Life Care Center of Punta Gorda	1	296	13	4%	310
THE SPRINGS AT BOCA CIEGA BAY		300	9	3%	309
PALMS REHABILITATION AND HEALTHCARE CENTER		271	37	12%	308
The Care Center at Pinellas Park	1	299	8	3%	308
AVELLINO LAB USA, INC	1	295	12	4%	308
JACKSON PLAZA NURSING & REHAB CENTER	6	295	6	2%	307
RIVERS FAMILY MEDICINE PA		228	77	25%	305

COVID-19: testing by laboratory

Data through Mar 7, 2021 verified as of Mar 8, 2021 at 09:25 AM

Data in this report are provisional and subject to change.

The numbers in the table below represent the number of Florida and non-Florida residents for whom test results were received by the Department of Health. A person can be tested by more than one laboratory and can have both positive and negative results. **Therefore, the sum of the numbers in each column will be larger than the total number of people tested.**

Reporting lab	Inconclusive	Negative	Positive	Percent positive	Total
PHYSICIANS REGIONAL WALK-IN		185	120	39%	305
PEDIATRIC HEALTH CARE ALLIANCE, PA		271	33	11%	304
AMBULATORY SURGERY CENTER OF BOCA RATON LTD		300	4	1%	304
LUTHERAN HAVEN		293	9	3%	302
ST JAMES HEALTH AND REHABILITATION CENTER		216	85	28%	301
FAMILY CARE PARTNERS OF NE FLORIDA LLC		229	72	24%	301
HOLIDAY CVS LLC DBA CVS/PHARMACY #0440		292	9	3%	301
ARGO SENIOR LIVING AT HAVERHILL		283	18	6%	301
QUOTIENT SCIENCES		290	10	3%	300
BOCA BIOLISTICS REFERENCE LABORATORY	2	185	112	37%	299
WELL-BEING MEDICAL CENTER PLLC		278	21	7%	299
SOUTHWEST ORLANDO FAMILY MEDICINE, PL		250	49	16%	299
BAPTIST PRIMARY CARE INC	1	273	25	8%	299
SAINTS 120 LLC	1	263	34	11%	298
ENCOMPASS HEALTH REHABILITATION HOSPITAL OF SUNRISE	8	283	6	2%	297
HEATHER HILL HEALTHCARE CENTER		251	46	15%	297
ST JUDE CHILDREN'S RESEARCH HOSPITAL		282	15	5%	297
ELMCROFT PINECREST	1	274	22	7%	297
Coastal Health and Rehabilitation Center		286	11	4%	297
BROOKDALE DESTIN		284	12	4%	296
REGENTS PARK OF BOCA RATON□		294	2	1%	296
OSPREY LODGE		237	59	20%	296
BUENA VISTA URGENT CARE		264	32	11%	296
24/7 PEDIATRIC CARE CENTERS INC		277	19	6%	296
SEASIDE HEALTH AND REHABILITATION CENTER		237	57	19%	294
FLORIDA HEALTH CARE PLANS			293	100%	293
NORTHWEST MEDICAL CENTER CLINICAL LABORATORY		175	118	40%	293
HOLLEY NAVARRE MEDICAL CLINIC		216	76	26%	292
WALGREENS 3173		267	25	9%	292
BAY COUNTY SHERIFFS OFFICE JAIL FACILITY		247	45	15%	292
HOLISTIX TREATMENT CENTERS		286	6	2%	292
LAKELAND REGIONAL HEALTH SYSTEMS INC		26	266	91%	292
MILLER BIOCONNECT		261	30	10%	291
CLARE BRIDGE ORMOND BEACH	1	290			291
Parkview Rehabilitation Center at Winter Park		283	8	3%	291
LONGWOOD FAMILY PRACTICE		222	69	24%	291
HOMESTEAD MANOR	2	248	40	14%	290
WHITE-WILSON MEDICAL CENTER - NICEVILLE		257	33	11%	290
TAVARES PEDIATRICS		244	45	16%	289
CROSS POINTE CARE CENTER	2	281	6	2%	289
ESTERO ISLAND MEDICAL CENTER		226	63	22%	289
AUBURN UNIVERSITY MEDICAL CLINIC		227	62	21%	289
ROSEN MEDICAL CENTER		248	41	14%	289
PALM GARDEN OF GAINESVILLE	2	285	2	1%	289
Solaris Healthcare Lake Bennet		255	34	12%	289
COMMUNITY HEALTH AND REHABILITATION CENTER		226	62	22%	288
BROOKDALE LAKE TAVARES		282	5	2%	287

COVID-19: testing by laboratory

Data through Mar 7, 2021 verified as of Mar 8, 2021 at 09:25 AM

Data in this report are provisional and subject to change.

The numbers in the table below represent the number of Florida and non-Florida residents for whom test results were received by the Department of Health. A person can be tested by more than one laboratory and can have both positive and negative results. **Therefore, the sum of the numbers in each column will be larger than the total number of people tested.**

Reporting lab	Inconclusive	Negative	Positive	Percent positive	Total
JACKSONVILLE KIDS PEDIATRICS, PLLC		254	33	11%	287
URGENT CARE EXPRESS LLC		1	286	100%	287
CONSULATE HEALTH CARE OF SAFETY HARBOR		281	6	2%	287
BRIDGEWATER PARK HEALTH AND REHAB		257	29	10%	286
BARTON HEALTH ALLIANCE	2	238	45	16%	285
LASER & SURGERY CENTER OF THE PALM BEACHES☐		283	1	0%	284
EXCEL PEDIATRICS		234	50	18%	284
TUSKAWILLA NURSING AND REHAB CENTER	2	275	7	2%	284
RULEME CENTER	2	256	26	9%	284
AURORA DIAGNOSTICS BERNHARDT LABORATORIES PATHOLOGY SERVICE		190	93	33%	283
MANOR CARE OF NAPLES FL LLC		279	3	1%	282
BEAR CREEK NURSING CENTER		276	5	2%	281
AVANTE AT LEESBURG INC		280	1	0%	281
TALLAHASSEE NHHI LLC	1	253	27	10%	281
QUALITOX LABORATORIES		108	173	62%	281
JAMES A HALEY VETERANS HOSPITAL			280	100%	280
MANORCARE AT LELY PALMS		274	5	2%	279
DOCTORS MEMORIAL HOSPITAL		155	123	44%	278
PERSONALIZED GENETIC TESTING	1	182	95	34%	278
FRICKS PHARMACY		217	61	22%	278
PRUITT HEALTH-SANTA ROSA		275	2	1%	277
BAYA POINTE NURSING AND REHABILITATION		193	83	30%	276
Life Care Center at Inverrary		269	7	3%	276
Rehabilitation Center for Park Place LLC		265	11	4%	276
WESTCHESTER GARDENS LIMITED PARTNERSHIP		270	6	2%	276
HARBOURWOOD	1	271	4	1%	276
VILLAGES REGIONAL HOSPITAL SURGERY CENTER LLC, THE		218	58	21%	276
Solaris Healthcare Coconut Creek		269	6	2%	275
renaissance health and rehabilitation center		257	18	7%	275
SILVERCREST HEALTH AND REHABILITATION CENTER	3	263	8	3%	274
Glades West Rehabilitation and Nursing Center		266	8	3%	274
W FRANK WELLS NURSING HOME		245	28	10%	273
ACCURATE DIAGNOSTIC LABS, INC		256	15	6%	271
NASSAU COUNTY JAIL		227	43	16%	270
DAVID SCOTT MADWAR MD PA☐		242	27	10%	269
PREMIER PLACE AT THE GLENVIEW		260	9	3%	269
ADVENT HEALTH CARE CENTER	9	246	13	5%	268
ADVANCED AMBULATORY SURGERY CENTER		256	12	4%	268
The Grove Health and Rehabilitation		245	23	9%	268
AVON PARK PEDIATRICS INC	3	240	24	9%	267
ADVENT HEALTH CENTRA CARE - ORMOND BEACH		113	153	58%	266
SIGNATURE HEALTHCARE AT THE COURTYARD		219	47	18%	266
Solaris HealthCare Imperial		258	8	3%	266
ST CATHERINE'S WEST REHABILITATION HOSPITAL		254	12	5%	266
SERANADES BY SONATA WEST ORANGE		236	29	11%	265
BRENTWOOD RETIREMENT COMMUNITY	5	228	31	12%	264
DEPARTMENT OF HEALTH BUREAU OF FAMILY		261	3	1%	264

COVID-19: testing by laboratory

Data through Mar 7, 2021 verified as of Mar 8, 2021 at 09:25 AM

Data in this report are provisional and subject to change.

The numbers in the table below represent the number of Florida and non-Florida residents for whom test results were received by the Department of Health. A person can be tested by more than one laboratory and can have both positive and negative results. **Therefore, the sum of the numbers in each column will be larger than the total number of people tested.**

Reporting lab	Inconclusive	Negative	Positive	Percent positive	Total
AYERS HEALTH & REHABILITATION CENTER		259	5	2%	264
LAKE PARK OF MADISON		254	9	3%	263
HUNT CLUB PEDIATRIC ASSOCIATES, P.A.		223	39	15%	262
PAVILION FOR HEALTHCARE, THE		260	2	1%	262
CHIPOLA HEALTH AND REHAB		244	17	7%	261
PROTEUS MOLECULAR AND CLINICAL LAB	1	149	111	43%	261
CLIFFORD CHESTER SIMS VA NURSING HOME		251	9	3%	260
West Melbourne Health and Rehabilitation Center		259	1	0%	260
STERLING HOUSE OF DELAND		259	1	0%	260
HAVEN OF OUR LADY OF PEACE INC		252	8	3%	260
CONSULATE HEALTHCARE OF KISSIMMEE		247	12	5%	259
PENSACOLA PEDIATRICS, PA		241	17	7%	258
FLORIDA WOMAN CARE LABORATORY LLC		232	26	10%	258
LODGE HEALTH AND REHABILITATION CENTER, THE		226	32	12%	258
LA MER NH LLC		253	5	2%	258
VETERANS AFFAIRS MEDICAL CENTER - MIAMI		2	256	99%	258
SOUTHERN LABORATORY SERVICES OF NWF		228	30	12%	258
WIMAUMA COMMUNITY HEALTH CENTER		209	48	19%	257
DAYTONA BEACH HEALTH AND REHAB CENTER		257			257
CENTERSTONE OF FLORIDA		239	17	7%	256
TIERRA PINES CENTER		244	12	5%	256
FOUNTAIN INN NURSING & REHABILITATION CTR, INC		250	6	2%	256
Sunset Point Center		252	4	2%	256
USA HEALTH UNIVERSITY HOSPITAL CLINICAL LABORATORY	1	245	10	4%	256
FIRST CHOICE PRIMARY CARE		204	51	20%	255
Life Care Center of Sarasota		241	13	5%	254
RIVERWOOD HEALTH NH LLC		215	39	15%	254
WESTWOOD HEALTHCARE SNF		208	46	18%	254
Vi at Lakeside Village Skilled Nursing		249	5	2%	254
MARTIN MEMORIAL MEDICAL CENTER LAB		128	125	49%	253
ABBOTT LABORATORIES		166	87	34%	253
BROWARD NURSING & REHABILITATION CTR	8	234	11	4%	253
OKEECHOBEE COUNTY HEALTH DEPT	1	170	82	32%	253
MY HEALTHY BLUEPRINT BY BAPTIST HEALTH CARE		205	48	19%	253
SHELL POINT VILLAGE MEDICAL CENTER		246	7	3%	253
ADVENT HEALTH - TIMBERRIDGE ER		213	39	15%	252
HOSPICE OF LAKE & SUMTER INC	1	245	5	2%	251
Consulate Health Care of North Fort Myers		238	12	5%	250
CHIPOLA MEDICAL ASSOCIATES, LLC		175	75	30%	250
ARTHREX MEDICAL CENTER	1	146	102	41%	249
BUREAU OF CLINICAL LABORATORIES		208	41	16%	249
PALM BEACH PEDIATRICS PA	2	215	32	13%	249
CARRINGTON PLACE OF ST PETE LLC		242	6	2%	248
Chatsworth at PGA National, LLC		236	12	5%	248
SARAPATH DIAGNOSTICS		129	118	48%	247
UNIVERSITY OF CENTRAL FLORIDA HEALTH SERVICES		245	1	0%	246
AVECINA MOBILE		121	125	51%	246

COVID-19: testing by laboratory

Data through Mar 7, 2021 verified as of Mar 8, 2021 at 09:25 AM

Data in this report are provisional and subject to change.

The numbers in the table below represent the number of Florida and non-Florida residents for whom test results were received by the Department of Health. A person can be tested by more than one laboratory and can have both positive and negative results. **Therefore, the sum of the numbers in each column will be larger than the total number of people tested.**

Reporting lab	Inconclusive	Negative	Positive	Percent positive	Total
Heritage Healthcare at Tallahassee		239	7	3%	246
ROSEWOOD HEALTHCARE & REHABILITATION CENTER		239	6	2%	245
FLORIDA KEYS PEDIATRICS & ADOLESCENT CENTER		233	12	5%	245
AMERICAN FINNISH NURSING HOME	2	236	7	3%	245
FORT MYERS REHABILITATION AND NURSING CENTER		218	26	11%	244
MALABAR/ADVENT CENTRA CARE		48	196	80%	244
Surrey Place Healthcare and Rehabilitation		242	2	1%	244
ADVENT HEALTH - WESTCHASE ER		205	39	16%	244
MIAMI JEWISH HEALTH SYSTEMS, INC	3	232	8	3%	243
ARBOR FACILITY INC		243			243
ADVENT HEALTH - ORLANDO		185	58	24%	243
CYPRESS COVE		237	6	2%	243
KR at Hillsborough Lakes/Lutz Healthcare		233	10	4%	243
ARCHER HEALTH VENTURES, LLC		217	25	10%	242
WHITE WILSON MEDICAL IMMEDIATE CARE NICEVILLE		31	211	87%	242
Solaris Senior Living North Naples ALF		232	9	4%	241
GOOD SAMARITAN CARES		236	5	2%	241
ST MARK VILLAGE	1	235	5	2%	241
Heartland Healthcare of Ft. Myers	1	238	1	0%	240
CLARE BRIDGE OF SARASOTA		238	2	1%	240
PALM GARDEN OF AVENTURA		236	3	1%	239
AMERICAN HOUSE SENIOR LIVING		189	50	21%	239
Crossbreeze care center	1	236	2	1%	239
FLORIDA CLINICAL LABORATORY-BIOREFERENCE LABORATORIES		89	150	63%	239
ORANGE COUNTY HEALTH DEPT		228	11	5%	239
EDGEWATER AT WATERMAN VILLAGE,THE		223	15	6%	238
CHEEK AND SCOTT DRUGS INC		196	42	18%	238
AZALEA TRACE PHYSICIAN SERVICES		236	2	1%	238
LAKESIDE NEUROLOGIC		227	10	4%	237
AZALEA TRACE		224	13	5%	237
TERRACES OF LAKE WORTH CARE CENTER□		225	12	5%	237
HOMESTEAD VILLAGE		225	11	5%	236
BOND CLINIC, PA		172	64	27%	236
ADVENTHEALTH EXPRESS CARE AT WESLEY CH		212	24	10%	236
BAY TREE CARE AND REHABILITATION CENTER		197	38	16%	235
REGENTS PARK AT AVENTURA		221	14	6%	235
NORTH FLORIDA PEDIATRICS - MARIANNA		196	39	17%	235
FELLOWSHIP HOME AT THE FAIRWAY LLC		228	7	3%	235
OAK HAMMOCK AT THE UNIVERSITY OF FLORIDA		229	6	3%	235
Cross Gardens Care Center		233	1	0%	234
Chatham Glen Healthcare and Rehabilitation Center		226	8	3%	234
HEARTLAND PEDIATRICS OF LAKE PLACID PA		204	30	13%	234
STATMED QUICK QUALITY CLINIC AT NORTH PINELLAS		66	168	72%	234
Consulate Health Care of St. Petersburg		226	7	3%	233
UCC - WELLINGTON		3	230	99%	233
ST AUGUSTINE HEALTH & REHAB CENTER		231	1	0%	232
MANDARIN PEDIATRICS		210	22	9%	232

COVID-19: testing by laboratory

Data through Mar 7, 2021 verified as of Mar 8, 2021 at 09:25 AM

Data in this report are provisional and subject to change.

The numbers in the table below represent the number of Florida and non-Florida residents for whom test results were received by the Department of Health. A person can be tested by more than one laboratory and can have both positive and negative results. **Therefore, the sum of the numbers in each column will be larger than the total number of people tested.**

Reporting lab	Inconclusive	Negative	Positive	Percent positive	Total
ATLANTIC URGENT CARE		155	77	33%	232
TGH		1	231	100%	232
MACCLENNY NURSING AND REHAB		214	18	8%	232
DE LUNA HEALTH AND REHABILITATION CENTER		208	23	10%	231
ARCPPOINT LABS OF ST PETERSBURG		152	79	34%	231
ManorCare Health Services-Palm Harbor	1	229			230
LYNN HAVEN SPORTS COMPLEX-WALKON CLINIC		21	208	91%	229
WASHINGTON REHAB AND NURSING		219	10	4%	229
BERNHARDT LABORATORIES	1	175	53	23%	229
APLS SERVICES LLC D/B/A CLEAR DIAGNOSTICS	12	214	2	1%	228
WALGREENS 10670		203	24	11%	227
AMERICAN HEALTH ASSOCIATES INC		210	17	7%	227
PARKS HEALTHCARE & REHABILITATION CTR	4	211	11	5%	226
Lake Port Square Health Center		210	16	7%	226
Lakewood Nursing Center		196	29	13%	225
PEDIATRICS IN BREVARD PA		188	37	16%	225
CONEY ISLAND HOSPITAL		217	7	3%	224
Avante at Inverness		223	1	0%	224
JACKSONVILLE UNIVERSITY	1	210	13	6%	224
FLORIDA ATLANTIC UNIVERSITY STUDENT HEALTH		185	38	17%	223
WIREGRASS DIRECT PRIMARY CARE PLLC		190	33	15%	223
LEHIGH VALLEY GENOMICS			223	100%	223
CITY OF PORT SAINT LUCIE		207	16	7%	223
BAYVIEW CENTER		217	5	2%	222
PINNACLES PEDS CARE PA		222			222
NORTH FLORIDA PEDIATRICS PA - DUVAL		193	29	13%	222
Concordia Village of Tampa AL		216	5	2%	221
DAIRY ROAD URGENT CARE	2	108	111	50%	221
LUIS A GHIGLINO MD PA		212	9	4%	221
DISCOVERY VILLAGE AT MELBOURNE		193	26	12%	219
WOOD LAKE HEALTH AND REHABILITATION CENTER		219			219
Boynton Beach Rehabilitation Center	2	213	4	2%	219
CCS - JOSEPH V CONTE		217	2	1%	219
Signature healthcare of Jacksonville		213	5	2%	218
Avante at Orlando		214	4	2%	218
PONTE VEDRA GARDENS		217	1	0%	218
THE RESIDENCE AT TIMBER PINES	4	189	25	11%	218
LAKE PORT SQUARE		200	17	8%	217
SAMIR EBEID MD		194	23	11%	217
THE MANOR AT CARPENTERS		185	32	15%	217
ASCENSION MEDICAL GROUP		5	212	98%	217
ST. CLOUD REGIONAL MEDICAL CENTER		199	18	8%	217
BROOKDALE ATRIM WAY		210	6	3%	216
GATEWAY/ADVENT CENTRA CARE	1	24	190	88%	215
220 GOLDEN, LLC	1	198	16	7%	215
Orchid Cove at Sarasota		213	1	0%	214
FORT PIERCE HEALTH CARE		207	7	3%	214

COVID-19: testing by laboratory

Data through Mar 7, 2021 verified as of Mar 8, 2021 at 09:25 AM

Data in this report are provisional and subject to change.

The numbers in the table below represent the number of Florida and non-Florida residents for whom test results were received by the Department of Health. A person can be tested by more than one laboratory and can have both positive and negative results. **Therefore, the sum of the numbers in each column will be larger than the total number of people tested.**

Reporting lab	Inconclusive	Negative	Positive	Percent positive	Total
BLOCK, NATION, CHASE, AND SMOLEN FAMILY MEDICINE		157	57	27%	214
Consulate Healthcare of West Palm Beach		197	16	8%	213
SURREY PLACE CARE CENTER		207	6	3%	213
CORAL REEF NURSING & REHABILITATION CENTER		209	4	2%	213
EDGEWOOD NURSING CENTER		206	7	3%	213
POCONO MEDICAL CENTER		212			212
AMELIA MEDICAL CARE		65	147	69%	212
PCB CLINIC		167	45	21%	212
ARDEN COURTS OF TAMPA□	2	205	5	2%	212
San Jose Health & Rehabilitation		206	6	3%	212
CONSULATE HEALTH CARE OF WINTER HAVEN		209	3	1%	212
LCS SANDHILL COVE LLC DBA	6	196	9	4%	211
LIFE CARE CENTER OF PORT ST. LUCIE		200	11	5%	211
SUNRISE DIAGNOSTIC LABORATORY		158	53	25%	211
MACTOWN, INC		209	2	1%	211
VETERANS AFFAIRS ORLANDO VA MEDICAL CENTER			211	100%	211
SUPERIOR RESIDENCES OF PANAMA CITY BEACH		205	6	3%	211
NSPIRE HEALTHCARE LAUDERHILL		204	6	3%	210
GOOD SAMARITAN SOCIETY OF DELAND		199	11	5%	210
DOCTORS MEMORIAL FAMILY MEDICINE	2	143	64	31%	209
HEALTH FIRST - HOLMES REGIONAL MEDICAL CENTER		32	177	85%	209
Whispering Oaks	11	175	23	11%	209
Taylor Care Center		204	5	2%	209
THE PALACE NURSING AND REHABILITATION CENTER		209			209
Bayside Health and Rehabilitation		177	31	15%	208
FULGENT GENETICS	2	165	40	19%	207
PALMS MEDICAL GROUP HIGH SPRINGS		174	33	16%	207
ANGELS DIAGNOSTIC GROUP		163	44	21%	207
ADVENT HEALTH - LAKE NONA		179	27	13%	206
ST ANTHONYS REHABILITATION HOSPITAL	9	194	2	1%	205
PADDOCK RIDGE		202	3	1%	205
Nspire Health Care Kendall		194	10	5%	204
BORLAND GROOVER CLINIC	1	167	36	18%	204
BROOKDALE OF SPRING HILL	9	192	2	1%	203
COLONY CLUB ALF,THE	1	189	13	6%	203
GLENRIDGE ON PALMER RANCH,THE		195	8	4%	203
BOULEVARD REHABILITATION CENTER		190	13	6%	203
SOLARIS SENIOR LIVING VERO BEACH		196	7	3%	203
LAKEVIEW INTERNAL MEDICINE		146	57	28%	203
ADVENT HEALTH CENTRA CARE - DAYTONA BEACH		94	108	53%	202
POLK COUNTY HEALTH DEPARTMENT		178	24	12%	202
HOLISTIC PEDIATRICS GROUP LLC		181	21	10%	202
PATHGROUP LABS LLC		97	105	52%	202
ADVENT HEALTH CENTRA CARE - APOPKA NORTH		172	30	15%	202
LORI MCAULIFFE MD PA		178	24	12%	202
VAMC WEST PALM LAB		5	196	98%	201
RITECARE MEDICAL CENTER		132	69	34%	201

COVID-19: testing by laboratory

Data through Mar 7, 2021 verified as of Mar 8, 2021 at 09:25 AM

Data in this report are provisional and subject to change.

The numbers in the table below represent the number of Florida and non-Florida residents for whom test results were received by the Department of Health. A person can be tested by more than one laboratory and can have both positive and negative results. **Therefore, the sum of the numbers in each column will be larger than the total number of people tested.**

Reporting lab	Inconclusive	Negative	Positive	Percent positive	Total
Governors Creek Health and Rehabilitation	1	198	2	1%	201
CONSULATE HEALTH CARE OF MELBOURNE		196	5	2%	201
Sunnyside Nursing Home		197	4	2%	201
HERITAGE HEALTHCARE AND REHABILITATION CENTER		195	5	3%	200
INN AT ASTON GARDENS, THE		192	7	4%	199
ADVENT HEALTH - CARROLLWOOD	4	169	26	13%	199
BETHESDA HEALTH URGENT CARE		141	58	29%	199
SOUTHLAND SUITES OF ORMOND BEACH	4	195			199
PALM BEACH COUNTY FIREFIGHTERS HEALTH CLINIC, LLC		162	37	19%	199
POMPANO REHABILITATION AND NURSING CTR		198			198
MORSELIFE MEMORY CARE RESIDENCE		189	9	5%	198
DEPARTMENT OF HEALTH & HUMAN SERVICES		198			198
LAUREL POINT CARE ACQUISITION LLC DBA SANDGATE GARDENS REHAB AND NURSI		171	27	14%	198
CORAL GABLES NURSING & REHABILITATION CENTER		188	10	5%	198
EVENT MED SERVICES LABORATORY		193	5	3%	198
GUEST HOUSE OCALA, THE		191	6	3%	197
MATHISON RETIREMENT COMMUNITY, INC	1	188	8	4%	197
ST PETERSBURG PEDIATRICS-EAST BAY	1	163	32	16%	196
ABBIEJEAN RUSSELL CARE CENTER		195	1	1%	196
Cross Terrace REhabilitation		193	2	1%	195
LAKE VIEW CARE CENTER AT DELRAY		189	6	3%	195
OAKBROOK HEALTH AND REHABILITATION CENTER	1	179	14	7%	194
CHILDREN MED CARE INC		162	32	16%	194
TARPON POINT NURSING AND REHABILITATION CENTER		191	3	2%	194
NO FLORIDA PEDIATRICS, PA		167	27	14%	194
SARNO EXTENDED HOURS		124	69	36%	193
The Waterford		189	3	2%	192
FLORIDA HEALTH CARE PLAN INC		2	190	99%	192
HEALTH LINK DIAGNOSTIC LABORATORIES		182	9	5%	191
BAY VUE NURSING AND REHABILITATION CENTER		180	10	5%	190
NEO GENOMICS - FORT MYERS	1	183	6	3%	190
CYPRESS POINT LIVING, LLC		175	15	8%	190
VI AT BENTLEY VILLAGE HOME CARE		189	1	1%	190
AMA MEDICAL GROUP LLC		158	31	16%	189
SUNCOAST URGENT CARE		140	49	26%	189
WATERMARK LAKE POINTE WOODS LLC		171	18	10%	189
FINLAY CLINICAL LABORATORY INC		36	152	81%	188
Flagler Health and Rehabilitation		185	3	2%	188
OCEAN REEF MEDICAL CENTER		150	38	20%	188
WOMEN'S CARE FLORIDA LABORATORY		183	5	3%	188
PALM HARBOR FAMILY PRACTICE & WALK-IN		140	47	25%	187
PLANTATION NURSING & REHAB CENTER		187			187
MARTIN ACQUISITION 1 LLC DBA		174	13	7%	187
BOCA RATON REHABILITATION CENTER	4	180	3	2%	187
MEDICAL CONSULTANTS OF FLORIDA LLC	1	153	33	18%	187
DOS OF NORTH SHORES NURSING & REHAB CENTER		187			187
BHA CENTRAL COUNTY CLINIC		159	28	15%	187

COVID-19: testing by laboratory

Data through Mar 7, 2021 verified as of Mar 8, 2021 at 09:25 AM

Data in this report are provisional and subject to change.

The numbers in the table below represent the number of Florida and non-Florida residents for whom test results were received by the Department of Health. A person can be tested by more than one laboratory and can have both positive and negative results. **Therefore, the sum of the numbers in each column will be larger than the total number of people tested.**

Reporting lab	Inconclusive	Negative	Positive	Percent positive	Total
ANTHEM LAKES LLC		151	35	19%	186
VIERA MANOR ASSISTED LIVING RESIDENCE		178	7	4%	185
ADVANCED MEDICAL GROUP		1	184	99%	185
BRADEN RIVER REHABILITATION CENTER LLC		184	1	1%	185
GRACE PEDIATRICS		155	30	16%	185
ARDEN COURTS OF SEMINOLE		144	41	22%	185
NIGHT LITE PEDIATRICS WINTER GARDEN		144	41	22%	185
CSL PLASMA		31	154	83%	185
LEESBURG PEDIATRICS		161	24	13%	185
BODYK		181	4	2%	185
ADVENT		172	13	7%	185
PATRIOT MEDICAL LABORATORIES		176	8	4%	184
TUSCAN GARDENS OF PALM COAST		179	5	3%	184
GEORGIA DEPARTMENT OF PUBLIC HEALTH	1	5	178	97%	184
WHITE WILSON MEDICAL CENTER IMMEDIATE CARE		76	108	59%	184
FIRST CHOICE PEDIATRICS SEMORAN		96	88	48%	184
ST. JAMES BAY HEALTH AND REHABILITATION CENTER		183	1	1%	184
SANDY PINES	2	164	18	10%	184
ADVENT HEALTH CENTRA CARE - WESLEY CHAPEL		13	170	93%	183
BAPTIST HEALTH PRIMARY CARE	1	134	48	26%	183
PBC FIREFIGHTER BENEFIT FUND WELLNESS CENTER		147	36	20%	183
UNIVERSITY OF MIAMI		56	127	69%	183
HOSPITAL FOR SPECIAL SURGERY		179	3	2%	182
CANTERFIELD OF CLAY COUNTY		144	38	21%	182
FLAGLER COUNTY DETENTION CENTER		174	8	4%	182
BARKLEY PLACE	1	177	4	2%	182
BROOKDALE ORANGE PARK		181	1	1%	182
NADAL PEDIATRICS - VICTORIA STREET (3385)		153	28	15%	181
PATHWAY PHARMACY		147	33	18%	180
HOSPICE OF ST FRANCIS INC		172	7	4%	179
ZON BEACHSIDE LLC		142	37	21%	179
STERLING HOUSE OF PUNTA GORDA		178	1	1%	179
YOUR FAMILY WALK-IN CLINIC		13	166	93%	179
JACKSONVILLE NURSING AND REHAB CENTER		170	8	4%	178
IMA MEDICAL GROUP		117	61	34%	178
AFTER HOURS PEDIATRICS INC	1	1	176	99%	178
MIRACLE HILL NURSING & REHABILITATION CENTER INC		172	6	3%	178
ADVENT HEALTH CENTRA CARE - CARROLLWOOD		5	172	97%	177
PRIMECARE OF DOTHAN		123	54	31%	177
Heritage Park Rehabilitation & Healthcare		159	18	10%	177
LAB CORP	1	100	76	43%	177
ARDEN COURTS OF LARGO FL, LLC		155	22	12%	177
Emory L Bennett State Veterans Nursing Home		173	3	2%	176
GULF COAST MEDICAL CENTER		172	4	2%	176
NEW YORK CITY DEPARTMENT OF HEALTH & MENTAL		143	33	19%	176
CARENOW LAKE MARY		45	131	74%	176
ALL SEASONS NAPLES LLC		171	5	3%	176

COVID-19: testing by laboratory

Data through Mar 7, 2021 verified as of Mar 8, 2021 at 09:25 AM

Data in this report are provisional and subject to change.

The numbers in the table below represent the number of Florida and non-Florida residents for whom test results were received by the Department of Health. A person can be tested by more than one laboratory and can have both positive and negative results. **Therefore, the sum of the numbers in each column will be larger than the total number of people tested.**

Reporting lab	Inconclusive	Negative	Positive	Percent positive	Total
SPRINGS AT LAKE POINTE WOODS		174	2	1%	176
DISCOVERY VILLAGE AT NAPLES		159	17	10%	176
ORLANDO HEALTH EMERGENCY DEPARTMENT		163	12	7%	175
PARTICLE THEORY LABS		156	18	10%	174
ASTON GARDENS AT PELICAN MARSH		169	5	3%	174
EDWARD J HEALEY REHAB & NURSING CENTER		174			174
The Inn at Sarasota Bay Club		172	2	1%	174
GENE BY GENE		61	113	65%	174
LAKESIDE HEALTH CENTER		174			174
FARAH MEDICAL		163	10	6%	173
RENAISSANCE AT THE TERRACES		172	1	1%	173
QUICK CARE MED LLC	1	121	51	29%	173
KENILWORTH CARE & REHABILITATION CENTER		162	10	6%	172
CANTERFIELD OF OCALA, LLC		161	11	6%	172
MIAMI VA HEALTHCARE SYSTEM			172	100%	172
ROSECASTLE OF CITRUS		142	30	17%	172
US MEDICAL CARE, INC		154	18	10%	172
METROPOLITAN HOSPITAL CENTER		166	6	3%	172
CENTRAL FLORIDA HEALTHCARE GROUP LLC		150	21	12%	171
SOUTH BALDWIN REGIONAL MEDICAL CENTER		159	12	7%	171
BROOKDALE FORT MYERS THE COLONY		167	4	2%	171
JUPITER MEDICAL CENTER URGENT CARE - STUART		124	47	27%	171
EMERALD COAST PEDIATRICS & ADOL		153	17	10%	170
ELLENTON PEDIATRICS PA		157	13	8%	170
ALLSOUTH URGENT CARE		6	164	96%	170
FORT WALTON REHABILITATION CENTER		133	36	21%	169
Life Care Center of Orlando		164	5	3%	169
CHURCH OF SCIENTOLOGY FLAG SERVICE ORGANIZATION		167	2	1%	169
HAWKINS FAMILY MEDICINE LLC	1	119	49	29%	169
WORKPLACE SCREENING INTELLIGENCE			169	100%	169
CONCORD LIFE SCIENCES LLC	2	150	17	10%	169
EXOSOME DIAGNOSTICS	1	149	18	11%	168
PANAMA CITY DEVELOPMENTAL CENTER□		168			168
TUSCAN GARDENS OF VENETIA MANAGEMENT COMPANY		155	13	8%	168
BENDERSON FAMILY SKILLED NURSING AND□		151	17	10%	168
BRIGHTON EGGERT PHARMACY INC		163	5	3%	168
BEACON AT GULF BREEZE, THE	2	157	9	5%	168
URGENT CARE OF THE PALM BEACHES, NORTH PALM BEACH			167	100%	167
ADVENT HEALTH CENTRA CARE - TEMPLE TERRACE	1	103	63	38%	167
CRYSTAL RIVER HEALTH & REHAB		167			167
JUPITER MEDICAL CENTER URGENT CENTER		130	36	22%	166
NORTH FLORIDA INTERNAL MEDICINE PA		131	34	21%	165
MEDICATION ROOMS-CSU/CI NURSE STATION	1	153	11	7%	165
CITRUS HEALTH AND REHAB		132	33	20%	165
STERLING HOUSE OF WINTER HAVEN		162	3	2%	165
KINDRED HOSPITAL THE PALM BEACHES		160	5	3%	165
ROSECASTLE OF ZEPHRHILLS		162	3	2%	165

COVID-19: testing by laboratory

Data through Mar 7, 2021 verified as of Mar 8, 2021 at 09:25 AM

Data in this report are provisional and subject to change.

The numbers in the table below represent the number of Florida and non-Florida residents for whom test results were received by the Department of Health. A person can be tested by more than one laboratory and can have both positive and negative results. **Therefore, the sum of the numbers in each column will be larger than the total number of people tested.**

Reporting lab	Inconclusive	Negative	Positive	Percent positive	Total
THE ARLINGTON OF NAPLES INC.		162	3	2%	165
OSPREY VILLAGE AT AMELIA ISLAND LTD		155	10	6%	165
SUWANNEE VALLEY NURSING CENTER		150	14	9%	164
MEADOWCREST FAMILY PHYSICIANS		97	66	40%	163
BAY EDUCATORS WELLNESS CENTER		106	57	35%	163
HIGHLANDS URGENT CARE			163	100%	163
JUNO DERMATOLOGY LLC		149	14	9%	163
BRADENTON HEALTH CARE		163			163
WILLISTON PEDIATRICS PA	1	139	23	14%	163
TRI COUNTY NURSING HOME		162	1	1%	163
PRECISION GENETICS, INC		157	6	4%	163
PEDIATRICS OF GREATER ORLANDO		140	23	14%	163
GLADES HEALTH CARE CENTER		159	3	2%	162
CAYUGA MEDICAL CENTER AT ITHACA		157	5	3%	162
LAKEVIEW TERRACE RETIREMENT COMMUNITY		144	17	11%	161
DOLPHIN POINTE HEALTH CARE LLC		142	19	12%	161
COASTAL INTERNAL MEDICINE		123	38	24%	161
WOODBIDGE FACILITY INC		156	5	3%	161
SOMERBY LAKE NONA		154	7	4%	161
MILLENNIUM PHYSICIAN GROUP LLC		138	22	14%	160
The Ponce Therapy Care Center		156	4	3%	160
MID FLORIDA PATHOLOGY LLC MOBILE UNIT #4		109	51	32%	160
KEYSTONE REHAB		160			160
GREENBRIAR REHABILITATION AND NURSING CENTER	1	159			160
MOBILE INFIRMARY MED CENTER PATH LAB		145	15	9%	160
BIOIQ		111	48	30%	159
HUNT CLUB PEDIATRIC ASSOCIATES PA		101	58	36%	159
PHYSICIANS REGIONAL MEDICAL CENTER - PINE RIDGE		19	140	88%	159
BROOKDALE PENSACOLA		158	1	1%	159
ARCADIA HEALTH AND REHABILITATION CENTER		100	59	37%	159
SUNY UPSTATE MEDICAL UNIVERSITY		146	12	8%	158
PEDIATRIC SPECIALISTS MEDICAL GROUP	1	145	12	8%	158
WUESTHOFF REF LABORATORY			158	100%	158
WESLEY HAVEN VILLA	1	123	34	22%	158
SUMMERFIELD EMERGENCY ROOM		116	42	27%	158
ALTAMONTE MD			156	100%	156
Englewood Healthcare and Rehab		141	15	10%	156
TIMBERRIDGE NURSING HOME & REHAB		123	33	21%	156
LABCORP BURLINGTON		124	32	21%	156
CARE CENTERS OF NASSAU		152	3	2%	155
ANCHOR CARE AND REHABILITATION CENTER		154	1	1%	155
COCOA BEACH/ADVENT CENTRA		41	114	74%	155
HIGHLANDS LAKE CENTER		151	4	3%	155
DIAMOND RIDGE		147	7	5%	154
MIDWAY PRIMARY CARE, LLC	11	80	63	41%	154
FAWCETT MEMORIAL HOSPITAL-LAB		39	115	75%	154
PRUITT HEALTH		152	2	1%	154

COVID-19: testing by laboratory

Data through Mar 7, 2021 verified as of Mar 8, 2021 at 09:25 AM

Data in this report are provisional and subject to change.

The numbers in the table below represent the number of Florida and non-Florida residents for whom test results were received by the Department of Health. A person can be tested by more than one laboratory and can have both positive and negative results. **Therefore, the sum of the numbers in each column will be larger than the total number of people tested.**

Reporting lab	Inconclusive	Negative	Positive	Percent positive	Total
PALMETTTO FACILITY INC	1	153			154
HIALEAH SHORES NURSING AND REHAB CENTER		145	8	5%	153
A PLUS PEDIATRICS		135	18	12%	153
DOCTORS MEMORIAL FAMILY PRACTICE	2	118	33	22%	153
BARTRAM CROSSING		153			153
ARDEN COURTS OF DELRAY BEACH FL LLC	3	140	10	7%	153
Kindred Hospital South Florida Hollywood SNU		145	7	5%	152
NORTH PORT REHABILITATION AND NURSING CENTER□		151	1	1%	152
ST VINCENT'S AMBULATORY CARE INC DBA	2	132	18	12%	152
WALGREENS 4915	1	132	18	12%	151
VIPEDIATRICS PLLC		138	13	9%	151
VIERA DEL MAR HEALTH AND REHABILITATION CENTER		146	4	3%	150
POINTE, THE		122	28	19%	150
LABORATORY OF FLORIDA		97	53	35%	150
The Crossroads		149	1	1%	150
REGENCY PARK		132	18	12%	150
CHARTER SENIOR LIVING OF PANAMA CITY BEACH		129	21	14%	150
FLORIDA DEPARTMENT OF HEALTH IN TAYLOR COUNTY	1	105	43	29%	149
GOLD CHOICE SENIOR COMMUNITIES		109	40	27%	149
SUNNY HILLS ALF OF SEBRING INC		138	11	7%	149
PRECISION HEALTH RESOURCES, LLC	1	133	15	10%	149
VILLAGE PLACE NH LLC□		124	24	16%	148
REFUAH HEALTH CENTER LABORATORY		141	7	5%	148
SIGNATURE HEALTHCARE OF ORANGE PARK		145	3	2%	148
KRYSTAL BAY NURSING AND REHABILITATION		144	4	3%	148
WRIGHTS HEALTH CARE AND REHABILITATION CENTER		118	30	20%	148
WEST COAST FAMILY MEDICAL CARE		116	31	21%	147
STAR CARE		128	19	13%	147
ALL FLORIDA FAMILY AND SPORTS MEDICINE		127	20	14%	147
SEAGRASS VILLAGE FLEMING ISLAND		110	37	25%	147
PROVIDENCE HOSPITAL LABORATORY		139	8	5%	147
SONATA COCONUT CREEK	2	122	23	16%	147
NO FLORIDA PEDIATRICS, PA - BRADFORD		120	27	18%	147
PHYSICIAN PARTNERS PERRY		85	62	42%	147
Quail Run Health Care Center		146			146
VILLAGE PEDIATRICS LLC		121	25	17%	146
MILLENNIUM LAB SERVICES			146	100%	146
CORE BIO LABS		76	70	48%	146
REGENCY CARE OF BLOUNTSTOWN LLC		135	10	7%	145
BROOKDALE CAPE CORAL		145			145
BENTON HOUSE AT OAKLEAF		114	30	21%	144
FHMG-FLORIDA HOSPITAL MEDICAL GROUP		122	22	15%	144
WALGREENS 6221		127	17	12%	144
LAKE REGIONAL URGENT CARE		11	133	92%	144
SEAVIEW NURSING AND REHABILITATION CENTER		143	1	1%	144
NCRNC INC		140	4	3%	144
PALM BEACH COUNTY HEALTH DEPT LAB	4	134	6	4%	144

COVID-19: testing by laboratory

Data through Mar 7, 2021 verified as of Mar 8, 2021 at 09:25 AM

Data in this report are provisional and subject to change.

The numbers in the table below represent the number of Florida and non-Florida residents for whom test results were received by the Department of Health. A person can be tested by more than one laboratory and can have both positive and negative results. **Therefore, the sum of the numbers in each column will be larger than the total number of people tested.**

Reporting lab	Inconclusive	Negative	Positive	Percent positive	Total
JEFFERY WEINZWEIG		2	141	99%	143
NAVARRE GARDENS LLC		118	25	17%	143
ADVENTHEALTH CENTRA CARE PONCIANA	1	81	61	43%	143
Oakhurst Center		135	7	5%	142
GRAVITY DIAGNOSTICS, LLC		36	106	75%	142
CROSSWINDS HEALTH AND REHABILITATION CENTER	1	138	2	1%	141
OAKS OF KISSIMMEE HEALTH AND REHABILITATION CENTER		138	3	2%	141
DESOTO PALMS ALF		136	5	4%	141
PORT ST LUCIE REHABILITATION AND HEALTHCARE		98	43	30%	141
NORTH BEACH REHABILITATION CENTER		139	2	1%	141
RDV SPORTSPLEX PEDIATRICS		115	26	18%	141
NOVARI CARE LLC		97	44	31%	141
NAPHCARE, INC AT MANATEE COUNTY JAIL		116	25	18%	141
FAMILY EXTENDED CARE OF CENTRAL TAMPA		123	18	13%	141
ADVENTHEALTH HOSPICE CARE CENTRAL FLORIDA		138	3	2%	141
Hampton Court Nursing and Rehabilitation Center		139	2	1%	141
UNITED CLINICAL LABORATORIES		132	9	6%	141
Nemours Children's Urgent Care		80	60	43%	140
WEDGEWOOD HEALTHCARE CENTER		92	48	34%	140
TUSCAN ISLE CHAMPIONSGATE OP CO LLC		138	2	1%	140
HEALTHPOINT MED GRP OF THE EMERALD COAST LLC		110	30	21%	140
F&T MEDICAL RESEARCH, INC		140			140
JACKSON COUNTY HEALTH DEPARTMENT		98	42	30%	140
Gulf Coast Healthcare (Longwood Health and Rehab		118	21	15%	139
CRANE CENTER		108	31	22%	139
LabCorp L#09258090 M#09258105		74	64	46%	138
VILLA MARIA WEST SKILLED NURSING FACILITY		131	7	5%	138
QUEENS HOSPITAL CENTER	1	128	9	7%	138
AMERICAN PATHOLOGY PARTNERS		136	2	1%	138
AMERICAN FAMILY MEDICAL LLC		99	39	28%	138
DAYSPRING VILLAGE		116	22	16%	138
CAREATC CITY OF TAMPA		111	26	19%	137
ADVENT HEALTH CENTRA CARE - DELAND		28	109	80%	137
MANOR AT BLUEWATER BAY		131	6	4%	137
CARENOW URGENT CARE - LAKE MARY			137	100%	137
ADVENT HEALTH CENTRA CARE - CITRUS PARK		9	128	93%	137
PPC-LAB EDI ORCHARD BI		129	8	6%	137
PENSACOLA PEDIATRICS - PACE		128	8	6%	136
SONATA DELRAY BEACH		125	11	8%	136
DB MD		121	15	11%	136
GRAVITY DIAGNOSTICS		48	88	65%	136
WILTON MANORS HEALTH & REHABILITATION CENTER		127	9	7%	136
CLARE BRIDGE OF CAPE CORAL	1	135			136
ADVENT HEALTH CENTRA CARE - ORANGE CITY	1	53	82	60%	136
MED COMP SCIENCES		1	134	99%	135
IRL MARKET LAB ALACHUA		104	31	23%	135
MV MEDICAL PRACTICE DBA PRIMARY URGENT CARE		128	7	5%	135

COVID-19: testing by laboratory

Data through Mar 7, 2021 verified as of Mar 8, 2021 at 09:25 AM

Data in this report are provisional and subject to change.

The numbers in the table below represent the number of Florida and non-Florida residents for whom test results were received by the Department of Health. A person can be tested by more than one laboratory and can have both positive and negative results. **Therefore, the sum of the numbers in each column will be larger than the total number of people tested.**

Reporting lab	Inconclusive	Negative	Positive	Percent positive	Total
PEDIATRIC CARE CENTER		135			135
LONGWOOD HEALTH AND REHABILITATION CENTER		124	11	8%	135
STEWART MEDICAL GROUP		34	100	75%	134
SACRED HEART HEALTH SYSTEM INC		105	29	22%	134
FINNISH AMERICAN REST HOME-ALF		132	2	1%	134
DOCTOR'S IN HOUSE LABORATORY		18	116	87%	134
ALLCARE MEDICAL CENTERS PC		111	23	17%	134
WINDSOR OF LAKEWOOD RANCH,THE		132	2	1%	134
ADVANCED MEDICAL CENTER		86	48	36%	134
ISLAND HEALTH AND REHABILITATION CENTER		132	1	1%	133
FLORIDA HEALTH CARE PLANS INC		1	132	99%	133
GEORGE SAFRAN MD PC		121	12	9%	133
SOUTH CAMPUS FACILITY INC		122	11	8%	133
THE REHABILITATION CENTER OF LAKE CITY		127	5	4%	132
MAINSTREAM DIAGNOSTIC LABORATORY LLC		113	19	14%	132
CITRUS MEMORIAL HOSPITAL			131	100%	131
INTEGRATED REGIONAL LABORATORIES		119	12	9%	131
THE WELLNESS CENTER AT LAKEWOOD RANCH		43	88	67%	131
FOUNTAINS OF HOPE LLC, THE		130	1	1%	131
ADVENT HEALTH - PALM HARBOR ER		101	29	22%	130
LIFE BRITE		114	16	12%	130
MCW MENTAL HEALTH LLC		128	2	2%	130
CENTRACARE		17	113	87%	130
Lakeside Nursing and Rehabilitation Center	1	103	25	19%	129
TRI-COUNTY NURSING HOME		117	12	9%	129
BMHSI-AEL MICROBIOLOGY LABORATORY	2	102	25	19%	129
THE VILLAGES REGIONAL HOSPITAL FREESTANDING		113	16	12%	129
MACKOUL PEDIATRICS FORT MYERS		112	17	13%	129
LIFE CARE CENTER OF JACKSONVILLE□		108	21	16%	129
CLEARWATER STATMED QUICK QUALITY CLINICS		39	90	70%	129
QUALITY URGENT CARE AND WELLNESS PL	3	91	35	27%	129
The Crossings		127	2	2%	129
ENCOMPASS HEALTH REHABILITATION OF SEA PINES		127	1	1%	128
DAYSPRING SENIOR LIVING LLC		126	2	2%	128
HARBORCHASE OF VERO BEACH	1	112	15	12%	128
WILLOW BROOKE COURT AT AZALEA TRACE		127	1	1%	128
LIFE CARE CENTER OF ALTAMONTE SPRINGS		102	26	20%	128
HILLSBOROUGH COUNTY DEVELOPMENTAL CTR□	1	117	9	7%	127
ARDEN COURTS OF FORT MYERS		123	4	3%	127
GESSLER CLINIC PA		98	29	23%	127
SHOAL CREEK REHABILITATION CENTER		85	42	33%	127
EAST NEW YORK DIAGNOSTIC AND TREATMENT		120	7	6%	127
AMERICAN HOUSE-BONITA SPRINGS□		126	1	1%	127
GULFCOAST PEDIATRICS		118	8	6%	126
JPR URGENT MEDICAL CARE		124	2	2%	126
WILLOWBROOKE COURT AT ST ANDREWS ESTATES		121	5	4%	126
FAWCETT MEMORIAL HOSPITAL LABORATORY			126	100%	126

COVID-19: testing by laboratory

Data through Mar 7, 2021 verified as of Mar 8, 2021 at 09:25 AM

Data in this report are provisional and subject to change.

The numbers in the table below represent the number of Florida and non-Florida residents for whom test results were received by the Department of Health. A person can be tested by more than one laboratory and can have both positive and negative results. **Therefore, the sum of the numbers in each column will be larger than the total number of people tested.**

Reporting lab	Inconclusive	Negative	Positive	Percent positive	Total
QUICK CARE MED PL CR		80	46	37%	126
PROVISTA DIAGNOSTICS, INC		123	3	2%	126
PROMPT CARE OF CENTRAL FLORIDA			126	100%	126
SMILEY MEDICAL GROUP		96	29	23%	125
SENIOR LIVING VII TAMPA LLC	1	115	9	7%	125
TGH URGENT CARE – SEMINOLE			125	100%	125
CLINICA HISPANA		1	124	99%	125
FLORIDA STATE HOSPITAL CLINICAL LABORATORY		124	1	1%	125
THE CLUB AND REHABILITATION CENTER		123	1	1%	124
MANOR CARE OF PALM HARBOR		123	1	1%	124
PROFESSIONAL URGENT CARE SERVICES		91	33	27%	124
KINDRED HOSPITAL-BAY AREA-ST PETERSBURG LAB	1	117	6	5%	124
ARBOR GLEN AT ARBOR TRACE	2	113	9	7%	124
Mt Sinai Aventura			124	100%	124
RIVERSIDE RECOVERY OF TAMPA		123	1	1%	124
IQBAL A FARUQUI MD		91	32	26%	123
BONITA PHARMACY		113	10	8%	123
NORTH FL SOUTH GA HCS-MALCOM RANDALL VAMC			123	100%	123
SONNIS PEDIATRICS PA		110	13	11%	123
ADVENT HEALTH CENTRA CARE - BRANDON		31	92	75%	123
COQUINA CENTER		119	3	2%	122
CHERRY OAK PALM BEACH COUNTY		116	6	5%	122
THREE OAKS PHARMACY INC		109	13	11%	122
PARKVIEW HEALTH		121			121
URGENT CARE TCMA			121	100%	121
FLORIDA DEPARTMENT OF HEALTH IN LAKE COUNTY	1	78	42	35%	121
WINDERMERE MEDICAL CENTER		117	4	3%	121
GENEDX		46	75	62%	121
Crystal Health & Rehab Center		115	6	5%	121
MEYER PEDIATRICS		107	13	11%	120
BROOKDALE JENSEN BEACH		117	3	3%	120
SUNLIFE PHARMACY		111	9	8%	120
ARIZONA DEPARTMENT OF HEALTH SERVICES		5	115	96%	120
MINUTECLINIC DIAGNOSTIC OF RHODE ISLAND, LLC #729		116	4	3%	120
RITE MEDICAL CARE PC		118	2	2%	120
ISLAND URGENT CARE PLLC DBA AFC URGENT CARE		118	1	1%	119
PREMIER MEDICAL CENTER LLC		119			119
WALTON PLACE		119			119
PALMS FACILITY INC		104	15	13%	119
RESEARCH CENTERS OF AMERICA, LLC		97	22	18%	119
EMBRY RIDDLE AERONAUTICAL UNIVERSITY HEALTH SERVICES		1	118	99%	119
MATHISON RETIREMENT COMMUNITY		114	5	4%	119
FIRSTCARE CLINIC		64	55	46%	119
BOSTON RED SOX CLUB LP		117	2	2%	119
COASTAL HEALTH AND REHAB		110	8	7%	118
RDX BIOSCIENCE		60	58	49%	118
PSL NAPLES BH OPERATIONS, LLC		118			118

COVID-19: testing by laboratory

Data through Mar 7, 2021 verified as of Mar 8, 2021 at 09:25 AM

Data in this report are provisional and subject to change.

The numbers in the table below represent the number of Florida and non-Florida residents for whom test results were received by the Department of Health. A person can be tested by more than one laboratory and can have both positive and negative results. **Therefore, the sum of the numbers in each column will be larger than the total number of people tested.**

Reporting lab	Inconclusive	Negative	Positive	Percent positive	Total
PEDIATRIC ASSOCIATES AT ARGYLE PA		112	6	5%	118
CITRUS MEMORIAL HEALTH SYSTEM LAB		2	116	98%	118
SH HERON EAST LLC□		103	15	13%	118
SPRING HAVEN RETIREMENT	1	116			117
NEIGHBORHOOD MEDICAL CENTER		112	5	4%	117
ADVENTHEALTH MEDICAL GROUP FAMILY MEDICINE AT		90	27	23%	117
DIAGNOSTIC LABORATORY OF OKLAHOMA		94	23	20%	117
KINDRED HOSPITAL MELBOURNE	1	112	4	3%	117
Avante at Melbourne		116	1	1%	117
HOBDAIR FAMILY HEALTH LLC□		81	36	31%	117
JEFFERSON COUNTY HEALTH DEPARTMENT-MONTICELLO		86	31	26%	117
MEASE COUNTRYSIDE HOSPITAL		1	115	99%	116
BELVEDERE COMMONS OF FORT WALTON BEACH		106	10	9%	116
PANAMA PHARMACY	3	96	17	15%	116
LEE COUNTY SCHOOL DISTRICT	1	108	7	6%	116
TIFFANY HALL NURSING AND REHAB CENTER		106	9	8%	115
BROOKDALE COLONIAL PARK	2	112	1	1%	115
MAGNOLIA MEDICAL CLINIC		11	104	90%	115
SUNFLOWER SPRINGS ASSISTED LIVING		105	10	9%	115
CLERMONT URGENT CARE			115	100%	115
ELAN BUENA VISTA		97	17	15%	114
NADAL PEDIATRICS		87	27	24%	114
CABANA AT JENSEN DUNES, THE		110	4	4%	114
D PEDIATRICS		99	15	13%	114
BROWARD HEALTH CORAL SPRINGS EPIDEMIOLOGY DEPT		1	113	99%	114
VITAS HEALTHCARE CORPORATION OF FLORIDA		111	3	3%	114
AMERICAN HOUSE COCONUT POINT		96	17	15%	113
MONTEFIORE MEDICAL CENTER LABORATORIES - MOSES		103	10	9%	113
JACKSONVILLE VA UNIVERSITY OPC	4	106	3	3%	113
ST PETERSBURG PEDIATRICS-MLK JUNIOR BLVD		104	9	8%	113
THE COURTYARD ASSISTED LIVING		109	4	4%	113
TREASURE COAST MEDICAL ASSOCIATES		4	109	96%	113
Courtyards of Orlando Care Center		101	12	11%	113
CLEVELAND CLINIC FOUNDATION		12	100	89%	112
MEMORY CARE OF NAPLES		112			112
Sandy Ridge Center for Rehabilitation and Healing		91	21	19%	112
TRADITION MEDICAL CENTER LABORATORY		48	64	57%	112
ALLIED HEALTH FORT PIERCE		112			112
SEMINOLE TRIBE OF FLORIDA		92	20	18%	112
UNIVERSITY MEDICAL CENTER SUITES		99	13	12%	112
CCS - PAUL REIN DETENTION FACILITY		83	28	25%	111
HOSPICE OF THE TREASURE COAST		107	4	4%	111
PHYSICIANS REGIONAL CLINIC		82	29	26%	111
HIGHLANDS MEDICAL CENTER		108	3	3%	111
WESTWOOD NURSING & REHAB		77	34	31%	111
ARBOR TERRACE ORTEGA LLC	2	107	2	2%	111
MD 365 MEDICAL CARE		109	1	1%	110

COVID-19: testing by laboratory

Data through Mar 7, 2021 verified as of Mar 8, 2021 at 09:25 AM

Data in this report are provisional and subject to change.

The numbers in the table below represent the number of Florida and non-Florida residents for whom test results were received by the Department of Health. A person can be tested by more than one laboratory and can have both positive and negative results. **Therefore, the sum of the numbers in each column will be larger than the total number of people tested.**

Reporting lab	Inconclusive	Negative	Positive	Percent positive	Total
KINDRED HOSPITAL SOUTH FLORIDA		108	2	2%	110
PINELLAS COUNTY JAIL			110	100%	110
Peninsula Care and Rehab		98	12	11%	110
SOLARIS SENIOR LIVING OF MERRITT ISLAND		106	4	4%	110
L&S SENIOR CARE DBA ARCADIA OAKS	4	105	1	1%	110
LAKE HOUSE ASSISTED LIVING		93	17	15%	110
KINDRED HOSPITAL - SOUTH FLORIDA		107	3	3%	110
TGH URGENT CARE – TYRONE		2	107	98%	109
MG PORT CHARLOTTE II SUBTENANT LLC		98	11	10%	109
BIODESIX, INC.		81	28	26%	109
Riviera Health Resort		108			108
SUMMIT MEDICAL GROUP		99	9	8%	108
PINELLAS CARE CENTER		78	30	28%	108
WELLNOW URGENT CARE PC		108			108
EVANS HEALTH CARE		106	2	2%	108
HAZELDEN FLORIDA	1	104	3	3%	108
ST JOSEPH'S HOSPITAL LABORATORY			108	100%	108
UNIVERSITY HEALTH SYSTEM INC		98	10	9%	108
FLAGLER COLLEGE HEALTH SERVICES		79	29	27%	108
NAVY HOSPITAL			107	100%	107
BAY VIEW HEALTHCARE		85	22	21%	107
North Lake Care Center		106	1	1%	107
GRAND OAKS HEALTH & REHABILITATION		106	1	1%	107
NORTH FLORIDA EVALUATION AND TREATMENT CENTER	2	99	5	5%	106
HEARTLAND PHARMACY LAKE PLACID, INC		79	27	25%	106
MINUTECLINIC LLC #4987		92	14	13%	106
HEART OF FLORIDA REGIONAL MED CTR		35	71	67%	106
CSL PLASMA INC		7	99	93%	106
SOUTH BALDWIN MEDICAL CENTER GULF SHORES		85	21	20%	106
ELMCROFT OF BELLA VITA□		98	8	8%	106
HEARTLAND HEALTHCARE AND REHAB CENTER		84	22	21%	106
DIATHERIX LABORATORIES		61	44	42%	105
MEDICAL CONSULTANTS OF FLORIDA DBA	1	90	14	13%	105
ROHR HOME		102	3	3%	105
HOSPICE OF THE EMERALD COAST INC - PANAMA CITY	2	96	7	7%	105
PICH KTM CORP DBA MEDTOWN PHARMACY		89	16	15%	105
SEMINOLE SPORTS AND FAMILY MEDICINE		94	11	10%	105
ALTERNATIVE LIVING, INC DBA TWIN CITIES PAVILION		102	3	3%	105
MY CLINICAL LAB INC		17	87	84%	104
GRANDE, THE□	2	98	4	4%	104
ESCAMBIA COUNTY JAIL DETENTION DIVISION		101	3	3%	104
PEDIATRIC CARE CENTER- JACKSONVILLE BEACH		75	29	28%	104
VISTA MANOR		92	12	12%	104
J FRANK AVEY MD		81	23	22%	104
EAST RIDGE RETIREMENT VILLAGE INC		104			104
PREDICTIVE LABORATORIES, INC	1	90	13	13%	104
LATE HOURS URGENT CARE		58	45	44%	103

COVID-19: testing by laboratory

Data through Mar 7, 2021 verified as of Mar 8, 2021 at 09:25 AM

Data in this report are provisional and subject to change.

The numbers in the table below represent the number of Florida and non-Florida residents for whom test results were received by the Department of Health. A person can be tested by more than one laboratory and can have both positive and negative results. **Therefore, the sum of the numbers in each column will be larger than the total number of people tested.**

Reporting lab	Inconclusive	Negative	Positive	Percent positive	Total
FHMG LAKE MARY PEDS		89	14	14%	103
FLORIDA MEDICAL CLINIC LLC		58	45	44%	103
ATMORE COMMUNITY HOSPITAL LABORATORY		78	25	24%	103
ALL MY KIDS PEDIATRICS INC		75	27	26%	102
A2Z DIAGNOSTICS		101	1	1%	102
KINDRED HOSPITAL NORTH FLORIDA	3	93	6	6%	102
SURFSIDE URGENT CARE		81	21	21%	102
CVS		24	78	76%	102
FAMILY MEDICAL CARE OF PALM BEACH		41	60	59%	101
BROOKDALE VERO BEACH SOUTH AL		101			101
ISLAND DOCTORS		12	89	88%	101
ST MARK ASSISTED LIVING CENTER	1	88	12	12%	101
WHITE PLAINS HOSPITAL CENTER LAB		97	4	4%	101
PRIME HEALTH OF NORTH PORT LLC		89	12	12%	101
CCS - BROWARD COUNTY JAIL		94	6	6%	100
BAYCARE HEALTH SYSTEMS		2	98	98%	100
Centre Pointe Health and Rehabilitation Center		89	11	11%	100
Consulate Health Care of Port Charlotte		98	2	2%	100
WESTCHESTER MEDICAL CENTER		97	3	3%	100
VIERA HOSPITAL			100	100%	100
VILLAS OF HOLLY BROOK - BRADENTON 14TH		100			100
DOUGLAS T JACOBSON STATE VETERANS HOME		100			100
CAREMOUNT MEDICAL - PATHOLOGY		95	4	4%	99
ARBOR TERRACE SAN JOSE LLC	3	94	2	2%	99
MICRO PATH LABORATORIES INC		96	3	3%	99
EMERALD COAST CENTER		96	3	3%	99
SANIBEL INTERNAL MEDICINE, LLC		96	3	3%	99
CENTRAL FLORIDA HEALTH CARE		47	52	53%	99
ST PETERSBURG PEDIATRICS-SEMINOLE		86	13	13%	99
Royal Oaks Nursing and Rehab		99			99
OPPENHEIMER PLASTIC SURGERY LLC		94	5	5%	99
GLOBAL CENTRAL LABS AT PPD	2	88	9	9%	99
EC OPCO CARROLLWOOD LLC		92	6	6%	98
PLAZA OF HALLANDALE BEACH		98			98
FLORIDA COMMUNITY HEALTH CENTERS INC			98	100%	98
SUNSHINE GARDENS		97	1	1%	98
PruittHealth Fleming Island		86	12	12%	98
CHARLES CROFT MD	1	96	1	1%	98
SUMMIT MEDICAL GROUP PA		88	10	10%	98
URINEGOODHANDS LLC		96	2	2%	98
Cross Landings Health and Rehabilitation		97	1	1%	98
SEMINOLE COUNTY HEALTH DEPARTMENT		79	19	19%	98
PANCARE HEALTH GULF COUNTY		71	27	28%	98
LANDMARK, THE		48	50	51%	98
HEALTH CENTERS AT BRENTWOOD		96	1	1%	97
HURLBURT FIELD CLINIC		39	58	60%	97
VITAS HEALTHCARE CORPORATION OF FL		83	14	14%	97

COVID-19: testing by laboratory

Data through Mar 7, 2021 verified as of Mar 8, 2021 at 09:25 AM

Data in this report are provisional and subject to change.

The numbers in the table below represent the number of Florida and non-Florida residents for whom test results were received by the Department of Health. A person can be tested by more than one laboratory and can have both positive and negative results. **Therefore, the sum of the numbers in each column will be larger than the total number of people tested.**

Reporting lab	Inconclusive	Negative	Positive	Percent positive	Total
MACADAMS HOME HEALTH AGENCY		96	1	1%	97
RIDGEWOOD DIAGNOSTIC LABORATORY		92	5	5%	97
SEVEN HILLS HEALTH AND REHABILITATION CENTER		81	16	16%	97
ARBOR TRAIL		77	20	21%	97
ESCAMBIA COUNTY JAIL	1	69	26	27%	96
MARKET STREET VIERA		95	1	1%	96
PEDIATRIC ASSOCIATES ORLANDO		82	14	15%	96
BAYSHORE MEMORY CARE		96			96
AHEC CLINIC		7	89	93%	96
BHA TITUSVILLE CLINIC		88	8	8%	96
325TH MEDICAL GROUP		83	13	14%	96
MIAMI BEACH COMMUNITY HEALTH CENTER		1	94	99%	95
MINUTECLINIC DIAGNOSTIC		89	6	6%	95
SUPERIOR RESIDENCES OF LECANTO		80	15	16%	95
SIGNATURE HEALTHCARE OF PORT CHARLOTTE		88	7	7%	95
MINNESOTA TWINS		90	5	5%	95
ORLANDO LUTHERAN TOWERS ASSISTED LIVING		95			95
THE TERRACE OF KISSIMMEE		80	15	16%	95
CROSS CITY REHABILITATION AND HEALTH CARE CENTER		72	23	24%	95
DEVANSH LAB WERKS INC		79	16	17%	95
PALMS EDGE	1	88	6	6%	95
ADVENT HEALTH CENTRA CARE - EAST ORLANDO		65	29	31%	94
QPS, LLC		91	3	3%	94
CONSULATE HEALTH CARE OF SARASOTA	1	93			94
DIAGNOSTIC SOLUTIONS		3	91	97%	94
ADVENTHEALTH MEDICAL GROUP PRIMARY CARE		89	4	4%	93
HOSPICE OF MARTIN & ST LUCIE, INC		90	3	3%	93
LECONTE MEDICAL CENTER LAB		74	19	20%	93
LABCORP RTP		34	59	63%	93
KALEIDA HEALTH CENTER FOR LABORATORY		87	6	6%	93
CARE RESOURCE COMMUNITY HEALTH CENTERS INC		91	2	2%	93
VITAS HEALTHCARE		83	10	11%	93
LEE MEMORIAL HEALTH SYSTEM HEALTH FAIR		88	5	5%	93
MINUTECLINIC DIAGNOSTIC OF TEXAS, LLC		83	10	11%	93
Golfview Healthcare Center		90	3	3%	93
PENNSYLVANIA DEPT OF HEALTH		21	72	77%	93
ARDEN COURTS OF LELY PALMS		90	2	2%	92
ADVENT HEALTH CENTRA CARE - WATERMAN		79	13	14%	92
LAKELAND REGIONAL HEALTH LAKE MIRIAM		50	42	46%	92
HARBORCHASE OF NAPLES		79	13	14%	92
FIRST CHOICE PEDIATRICS INC		83	9	10%	92
ABSOLUTE HEALTH INTERNAL MEDICINE AND PEDIATRICS		79	13	14%	92
NORTH SHORE MEDICAL LABS	1	84	7	8%	92
KORGENE LAB	1	23	68	74%	92
FLORIDA ATLANTIC UNIVERSITY		86	6	7%	92
BARBARA O'REILLY MD PA		89	3	3%	92
BAHIA OAKS LODGE		85	6	7%	91

COVID-19: testing by laboratory

Data through Mar 7, 2021 verified as of Mar 8, 2021 at 09:25 AM

Data in this report are provisional and subject to change.

The numbers in the table below represent the number of Florida and non-Florida residents for whom test results were received by the Department of Health. A person can be tested by more than one laboratory and can have both positive and negative results. **Therefore, the sum of the numbers in each column will be larger than the total number of people tested.**

Reporting lab	Inconclusive	Negative	Positive	Percent positive	Total
HERON CLUB AT PRESTANCIA		89	2	2%	91
TUSCAN ISLE OPERATING COMPANY LLC DBA		88	3	3%	91
JOHN KNOX VILLAGE OF FLORIDA ALF	1	86	4	4%	91
DELAND WELLNESS CENTER			90	100%	90
MAGNOLIA DIAGNOSTIC		2	88	98%	90
CENTURY CENTER FOR REHABILITATION & HEALING		72	18	20%	90
MINUTECLINIC DIAGNOSTIC OF SOUTH CAROLINA, LLC		74	16	18%	90
KEYS MEDICAL GROUP			90	100%	90
ARDEN COURTS OF PALM HARBOR		72	17	19%	89
NORTH FLORIDA SPINE AND WELLNESS		69	20	22%	89
NSPIRE HEALTHCARE TAMARAC		80	9	10%	89
FREEDOM INN AT TARPON SPRINGS		82	7	8%	89
HAWTHORN HOUSE☐		75	14	16%	89
BAY REGIONAL URGENT CARE	1	51	37	42%	89
STUART LODGE LIVING LLC		66	23	26%	89
MOOSEHAVEN LIFE CARE CENTER		89			89
PEDIATRICS IN BREVARD PA- ROCKLEDGE		54	35	39%	89
ADVANCED EMURGENT CARE		27	62	70%	89
ATRIUM AT LIBERTY PARK☐		85	4	4%	89
Winter Garden Rehab and Nursing Facility		78	11	12%	89
LAKE GIBSON VILLAGE, LLC		85	3	3%	88
AVERO DIAGNOSTICS		64	24	27%	88
EPWORTH VILLAGE RETIREMENT COMMUNITY		88			88
BAPTIST MEDICAL CENTER SOUTH		72	16	18%	88
GOVERNOR'S CREEK HEALTH & REHABILITATION		87	1	1%	88
East Bay Rehabilitation Center		54	34	39%	88
ERIE COUNTY MEDICAL CTR CLINICAL LABS		83	4	5%	87
PACIFIC ANALYTICS			87	100%	87
BRANDON HEALTH AND REHABILITATION CENTER	1	85	1	1%	87
DEBARY HEALTH AND REHABILITATION CENTER		84	3	3%	87
CALADIUM PEDIATRICS		79	8	9%	87
STONY BROOK UNIVERSITY MEDICAL CENTER		73	14	16%	87
LENOX HILL HOSPITAL		80	6	7%	86
PENSACOLA DEVELOPMENTAL CENTER		67	19	22%	86
ASHRAF MEDICAL GROUP PLLC DBA PULSE MD		83	3	3%	86
DISCOVERY VILLAGE AT THE FORUM		86			86
SOUTH GEORGIA MEDICAL CENTER		48	38	44%	86
MINUTECLINIC DIAGNOSTIC OF SOUTH CARO		70	15	18%	85
WALGREENS #12673		82	3	4%	85
LIFESTREAM BEHAVIORIAL CENTER		64	21	25%	85
MIAMI SHORES NURSING & REHAB		85			85
AVANTE AT OCALA INC		55	30	35%	85
LABFIRST - DEPARTMENT OF PATHOLOGY		81	4	5%	85
W. FRANK WELLS NURSING HOME		84	1	1%	85
BAY PINES MEDICAL ASSOCIATES		1	84	99%	85
PRESERVE AT PALM AIRE	2	83			85
TURNING POINT OF TAMPA		79	6	7%	85

COVID-19: testing by laboratory

Data through Mar 7, 2021 verified as of Mar 8, 2021 at 09:25 AM

Data in this report are provisional and subject to change.

The numbers in the table below represent the number of Florida and non-Florida residents for whom test results were received by the Department of Health. A person can be tested by more than one laboratory and can have both positive and negative results. **Therefore, the sum of the numbers in each column will be larger than the total number of people tested.**

Reporting lab	Inconclusive	Negative	Positive	Percent positive	Total
PORT CHARLOTTE REHABILITATION CENTER		72	13	15%	85
A COUNTRY PLACE ASSISTED LIVING FACILITY		83	2	2%	85
PINES OF SARASOTA GARDEN		84			84
NITE LITE PEDIATRICS – JACKSONVILLE		76	8	10%	84
Baldwin Pediatrix		73	11	13%	84
CORNERSTONE MEDICAL CARE OF BRANDON PL		69	15	18%	84
CLYDE E LASSEN STATE VETERANS NURSING HOME		59	25	30%	84
ARBOR OAKS AT TYRONE	9	73	2	2%	84
CAN COMMUNITY HEALTH		82	1	1%	83
UNIVERSTIY CENTER MEDICAL LLC DBA	1	78	4	5%	83
LABCORP EMPLOYER SERVICES		82	1	1%	83
FLORIDA DEPARTMENT OF HEALTH IN WALTON COUNTY		70	13	16%	83
GRAND OAKS OF JENSEN BEACH LLC□		82	1	1%	83
CANOPY ON BERRYHILL, THE		51	32	39%	83
SONATA WEST		81	2	2%	83
LAFAYETTE NURSING AND REHABILITATION CENTER		81	2	2%	83
COLLIER PHARMACY		72	11	13%	83
GIBBENS FAMILY MEDICAL, LLC		65	18	22%	83
EAST ALABAMA MEDICAL CENTER LABORATORY		70	12	15%	82
CATHOLIC HEALTH SYSTEM DEPT LABORATORY		80	2	2%	82
THE PAVILION FOR HEALTH CARE		72	10	12%	82
QUALITY URGENT CARE AND WELLNESS		45	37	45%	82
EXPERTUS LABORATORIES INC		28	54	66%	82
BRILLIANCE ASSISTED LIVING		65	17	21%	82
LAB		29	53	65%	82
Lexington Health and Rehabilitation Center		82			82
WEST		68	14	17%	82
WINDSOR OAKS		81	1	1%	82
HUNTSVILLE HOSPITAL LABORATORY		57	25	30%	82
ORANGE PARK PEDIATRICS		72	9	11%	81
BIO-TECH CLINICAL LABORATORIES		41	40	49%	81
RAPID RELIABLE TESTING NY LLC		74	7	9%	81
CARE CENTERS OF NASSAU, LLC - HENDRICKS RD		81			81
ARDEN COURTS OF SARASOTA		65	16	20%	81
MINUTECLINIC DIAGNOSTIC OF NORTH CARO		72	8	10%	80
LAKE HOWELL FAMILY MEDICINE ASSOCIATES		67	13	16%	80
ACE BIOMEDICAL LABS LLC		67	13	16%	80
NEW SMYRNA BEACH URGENT CARE			80	100%	80
HARBOR BEACH NURSING AND REHABILITATION CENTER		77	3	4%	80
LONG TERM CARE OF JAY, LLC		59	21	26%	80
MENORAH HOUSE		79	1	1%	80
ECOLAB GROUP		45	34	43%	79
CBS LABS OF TAMPA LLC		3	76	96%	79
ROSECASTLE AT DELANEY CREEK		78	1	1%	79
MD 365 MEDICAL CARE PLLC		79			79
CHAMBREL AT ISLAND LAKE		76	3	4%	79
MED ONE AT SAINT AUGUSTINE		49	30	38%	79

COVID-19: testing by laboratory

Data through Mar 7, 2021 verified as of Mar 8, 2021 at 09:25 AM

Data in this report are provisional and subject to change.

The numbers in the table below represent the number of Florida and non-Florida residents for whom test results were received by the Department of Health. A person can be tested by more than one laboratory and can have both positive and negative results. **Therefore, the sum of the numbers in each column will be larger than the total number of people tested.**

Reporting lab	Inconclusive	Negative	Positive	Percent positive	Total
VETERANS AFFAIRS MEDICAL CENTER - PALO ALTO		28	51	65%	79
BALMORAL TENANT SERVICES INC	1	43	35	44%	79
EDGEWATER AT WATERMAN VILLAGE		78	1	1%	79
KEYSTYLE LIVING LLC	1	77	1	1%	79
PLYMOUTH HOME FOR ADULTS, INC.	8	70	1	1%	79
BEACHES PEDIATRICS PA		73	5	6%	78
BAPTIST HEALTH URGENT CARE AT PLANTATION		64	14	18%	78
Madison Health and Rehabilitation Center		42	36	46%	78
LAKE MORTON PLAZA☐		75	3	4%	78
EMERALD COAST BEHAVIORAL HOSPITAL		72	6	8%	78
PARK OF THE PALMS INC		77			77
CENTRAL BALDWIN IMMEDIATE CARE & FAMILY PRACTICE		59	18	23%	77
HEALTH FIRST - PALM BAY HOSPITAL		2	75	97%	77
HUNTINGTON HOSPITAL LABORATORY		74	3	4%	77
ORANGE CITY NURSING AND REHAB		75	2	3%	77
CONCIMED LLC		65	12	16%	77
LANDMARK HOSPITAL SOUTHWEST FLORIDA LLC		74	3	4%	77
TRUE NORTH HEALTH NAVIGATION LLC DBA DISPATCHHEALTH	1	60	16	21%	77
WEST VOLUSIA FAMILY AND SPORTS MEDICINE		75	1	1%	76
MINUTECLINIC DIAGNOSTIC OF NORTH CAROL		65	11	14%	76
MOBILE PHYSICIAN SERVICES INC		68	8	11%	76
TOTAL CARE PLUS LLC			76	100%	76
ST VINCENT'S BIRMINGHAM		70	6	8%	76
FLORIDA PEDIATRIC GROUP		27	49	64%	76
WALGREENS 9627		70	6	8%	76
JERICOHO URGENT CARE		73	3	4%	76
S-H THIRTY-FIVE OPCO- PORT ST LUCIE, LLC	1	75			76
WINDSOR REFLECTIONS		75	1	1%	76
BAPTIST HEALTH SOUTH FLORIDA - WEST BOCA URGENT CARE		52	24	32%	76
DYNAMIC MEDICAL USA			76	100%	76
CLINICAL PATHOLOGY ASSOCIATES-SONIC REFERENCE LAB		76			76
LAB PLUS, LLC AT SAINT THOMAS WEST HOSPITAL		61	14	19%	75
ADVENTHEALTH EXPRESSCARE		45	30	40%	75
AU HEALTH		61	14	19%	75
G & R HEALTH MART PHARMACY		62	13	17%	75
BOND CLINIC PA		43	32	43%	75
PROMEDICA LABORATORIES		21	54	72%	75
BLISS HEALTHCARE SERVICES	1	52	22	29%	75
BROWARD HEALTH MEDICAL CENTER		3	71	96%	74
CRESTVIEW URGENT CARE		6	68	92%	74
FHMG- FLORIDA HOSPITAL MEDICAL GROUP		63	11	15%	74
BROOKDALE OVIEDO		72	2	3%	74
PUTNAM COUNTY SHERIFFS OFFICE		68	6	8%	74
NOAH CLINICAL LABORATORY		63	11	15%	74
PENSACOLA PEDIATRICS MILTON		65	9	12%	74
CATHOLIC HEALTH SERVICES REGIONAL LAB		66	7	10%	73
PUBLIC SQUARE PHARMACY LLC		56	17	23%	73

COVID-19: testing by laboratory

Data through Mar 7, 2021 verified as of Mar 8, 2021 at 09:25 AM

Data in this report are provisional and subject to change.

The numbers in the table below represent the number of Florida and non-Florida residents for whom test results were received by the Department of Health. A person can be tested by more than one laboratory and can have both positive and negative results. **Therefore, the sum of the numbers in each column will be larger than the total number of people tested.**

Reporting lab	Inconclusive	Negative	Positive	Percent positive	Total
WATERCREST ST LUCIE WEST	1	69	3	4%	73
CONSULATE HEALTH CARE – LAKE MARY		72	1	1%	73
EISENHOWER ARMY MEDICAL CENTER		66	7	10%	73
SIMED LABORATORY		57	16	22%	73
BROWARD HEALTH MEDICAL CENTER CLINICAL LAB			73	100%	73
LAKE WALES OPERATING GROUP LLC		68	5	7%	73
SCOTT LAKE HEALTH AND REHABILITATION CENTER		71	2	3%	73
MINUTECLINIC DIAGNOSTIC OF OHIO LLC		57	16	22%	73
HOLMES COUNTY HEALTH DEPARTMENT	1	58	13	18%	72
ALTAMONTE PEDIATRIC ASSOCIATES		31	41	57%	72
KINDRED AT HOME		63	9	13%	72
MID FLORIDA PRIMARY CARE PA		58	14	19%	72
CRAIG BERGER MD PL D/B/A BAY AREA EYE INSTITUTE		72			72
HAVEN OF OUR LADY OF PEACE		72			72
PANIRA HEALTHCARE CLINIC		2	70	97%	72
NORTH FLORIDA PEDIATRICS		57	14	20%	71
WALGREENS 2941		68	3	4%	71
STERLING HOUSE OF TALLAHASSEE	3	62	6	8%	71
COOPER FAMILY MEDICAL PLLC		52	19	27%	71
INN AT ASTON GARDENS AT PELICAN POINTE,THE		67	4	6%	71
ADVANCED LAB		67	4	6%	71
AMMON LABS		61	10	14%	71
MEDRITE URGENT CARE		59	12	17%	71
ADVENT HEALTH - LAKE MARY		60	10	14%	70
USF HEALTH MORSANI CENTER		5	65	93%	70
SOUTH LAKE PEDIATRICS		65	5	7%	70
OAK MANOR NURSING HOME		66	4	6%	70
Highlands Regional Hospital		63	7	10%	70
Lanier Rehab		45	25	36%	70
RARITAN BAY PERTH AMBOY		63	7	10%	70
ASSOCIATED CLINICAL LABORATORIES		62	8	11%	70
GATTOLINE ENTERPRISES, INC. DBA FAMILY CARE PHARMACY		59	11	16%	70
SUMMIT AT VENICE	2	63	5	7%	70
SUNCOAST COMMUNITY HEALTH CENTERS PEDIATRICS		21	49	70%	70
ARDEN COURTS OF WEST PALM BEACH		70			70
MEMORIAL MANOR		69			69
PALM BAY HOSPITAL			69	100%	69
PANCARE HEALTH - MALONE CLINIC		62	7	10%	69
CP/AIG PENSACOLA DEVELOPMENT LLC		66	3	4%	69
GV NAPLES OPCO, LLC		68	1	1%	69
PLANTATION GENERAL HOSPITAL CLINICAL LAB		26	43	62%	69
EXPRESS DOCS LLC			69	100%	69
PARKSIDE INN	3	64	2	3%	69
SAN JOSE SENIOR CARE LLC	1	43	25	36%	69
HERITAGE HEALTHCARE AND REHABILITATION CENTER		69			69
BROOKDALE BONITA SPRINGS		67	1	1%	68
MISIR DRUGS LLC		56	12	18%	68

COVID-19: testing by laboratory

Data through Mar 7, 2021 verified as of Mar 8, 2021 at 09:25 AM

Data in this report are provisional and subject to change.

The numbers in the table below represent the number of Florida and non-Florida residents for whom test results were received by the Department of Health. A person can be tested by more than one laboratory and can have both positive and negative results. **Therefore, the sum of the numbers in each column will be larger than the total number of people tested.**

Reporting lab	Inconclusive	Negative	Positive	Percent positive	Total
MD LABS		41	27	40%	68
STONY BROOK SOUTHAMPTON		67	1	1%	68
BARRY UNIVERSITY STUDENT HEALTH SERVICES		37	31	46%	68
SUNCOAST OPTIMAL WELLNESS		23	45	66%	68
JENNIFER J CHIAVETTA-GRLSANTI DC		55	13	19%	68
Avante at St Cloud, Inc.		66	2	3%	68
LAKE CITY VA MEDICAL CENTER			68	100%	68
AEL- MEMPHIS		17	51	75%	68
BOND CLINIC DR ELDEEB		35	33	49%	68
CL BRUMBACK PRIMARY CARE CLINICS		17	50	75%	67
MEASE MANOR INC		63	4	6%	67
GENPATH			67	100%	67
BIG BOCA SMILES LLC☐		65	2	3%	67
MORTON PLANT HOSPITAL NURSING			66	100%	66
JACOBI MEDICAL CENTER		61	5	8%	66
INDIGO MANOR☐		22	44	67%	66
MEDEX MEDICAL EXPRESS OF PALATKA			66	100%	66
WALGREENS #06012		59	7	11%	66
SOMERBY OF SANTA ROSA BEACH		57	9	14%	66
PRIMECARE AT TWIN LAKES		1	65	98%	66
AEGIS MEDICAL GROUP		49	17	26%	66
TITUSVILLE FAMILY PRACTICE		16	50	76%	66
AMERICAN FAMILY MEDICAL		53	13	20%	66
DISCOVERY VILLAGE AT PALM BEACH GARDENS		65	1	2%	66
MED EXPRESS		6	60	91%	66
AFTER HOURS PEDIATRICS			65	100%	65
BISHOP GRADY VILLAS		63	2	3%	65
BOND AND STEELE CLINIC, PA		51	14	22%	65
LUTHERAN HAVEN ASSISTED LIVING		65			65
TREASURE COAST FORENSIC TREATMENT CTR		44	21	32%	65
Stratford Court of Palm Harbor		55	10	15%	65
NORTH CENTRAL BRONX HOSPITAL		63	2	3%	65
SUMMER VISTA ASSISTED LIVING		38	27	42%	65
NORTH SHORE UNIVERSITY HOSPITAL LABORATORY		59	6	9%	65
OKEECHOBEE URGENT CARE		17	48	74%	65
EC OPCO PENSACOLA, LLC		64	1	2%	65
BROOKDALE CENTRE POINTE	1	64			65
VETERANS AFFAIRS MEDICAL CENTER - GULF COAST		27	38	58%	65
ISLAND COAST PEDIATRICS		58	7	11%	65
ADVENT HEALTH CENTRA CARE - WINTER GARDEN		18	46	72%	64
LEVY COUNTY DEPARTMENT OF HEALTH		47	17	27%	64
HARMONY CLINIC		1	63	98%	64
TRINITY AL SENIOR HOUSING LLC☐		45	19	30%	64
NOMI HEALTH LAB SERVICES LLC		5	59	92%	64
WADSWORTH HEALTH CENTER		61	3	5%	64
INNOVATIVE GENOMICS, LLC		44	20	31%	64
GREENLEAF ALF		63	1	2%	64

COVID-19: testing by laboratory

Data through Mar 7, 2021 verified as of Mar 8, 2021 at 09:25 AM

Data in this report are provisional and subject to change.

The numbers in the table below represent the number of Florida and non-Florida residents for whom test results were received by the Department of Health. A person can be tested by more than one laboratory and can have both positive and negative results. **Therefore, the sum of the numbers in each column will be larger than the total number of people tested.**

Reporting lab	Inconclusive	Negative	Positive	Percent positive	Total
JOSEPH L MORSE GERIATRIC CENTER	2	59	3	5%	64
NEMOURS CHILDRENS PRIMARY CARE OVIEDO		51	13	20%	64
OUT OF STATE		40	24	38%	64
NXGEN MDX		20	44	69%	64
CORAL GABLES HOSPITAL			64	100%	64
VIERA HEALTH AND REHABILITATION CENTER		62	1	2%	63
BEEHIVE HOMES OF GULF BREEZE		47	16	25%	63
PANCARE HEALTH - FREEPORT CLINIC SUITE B		54	9	14%	63
MEDI CLINIC SARASOTA INC		62	1	2%	63
APC PEDIATRICS AT RYE ROAD MEDICAL PARK		63			63
THOMAS INTERNAL MEDICINE		52	11	17%	63
DAVID POSNACK JEWISH DAY SCHOOL		63			63
OVERLOOK HOSPITAL LABORATORY		57	5	8%	62
Summit Medical Group, Pa DbA Citymd		56	6	10%	62
MENTAL HEALTH CARE INC		53	9	15%	62
SAMFORD UNIVERSITY HEALTH SERVICES		61	1	2%	62
LAKELAND REGIONAL HEALTH		38	24	39%	62
PEDIATRIC SERVICES AND BREATHING CENTER PA		46	16	26%	62
SOS MOBILE MEDICAL CARE LLC		51	11	18%	62
DELCARE PA		47	15	24%	62
PEDIATRIC SERVICES OF AMERICA INC		60	2	3%	62
BURRY'S PHARMACY INC		37	25	40%	62
WASHINGTON REHABILITATION AND NURSING CENTER		51	10	16%	61
EMERALD COAST HOSPICE		60	1	2%	61
HERNANDO COUNTY FIRE RESCUE DISTRICT		27	34	56%	61
Winter Park Care and Rehab		60	1	2%	61
BIGGERS FAMILY MEDICINE PA	1	55	5	8%	61
ADVENT HEALTH - PALM COAST		1	60	98%	61
NORTH FLORIDA MEDICAL CENTER		57	4	7%	61
ST JOHNS COUNTY DETENTION CENTER		61			61
BROOKDALE PALM COAST		61			61
MICHAEL AKPEKE MD		52	9	15%	61
DASCENA, INC		52	9	15%	61
FLORIDA MEDICAL CLINIC PA		46	15	25%	61
TWIN CREEKS ASSISTED LIVING & MEMORY CARE		57	3	5%	60
SILVER LAKE PEDIATRICS PA		55	5	8%	60
PALM BAY URGENT CARE		28	32	53%	60
81ST MEDICAL GROUP		28	32	53%	60
THE PRESERVE AT CLEARWATER		58	2	3%	60
TROY REGIONAL MEDICAL CENTER		49	11	18%	60
FLORIDA HEALTH CARE		8	52	87%	60
WILSON MEMORIAL REGIONAL MEDICAL CENTER		56	4	7%	60
CINNAMON COVE ALF		59	1	2%	60
NAIA		60			60
SUWANNEE COUNTY SHERIFF OFFICE		57	3	5%	60
GRAND VILLA OF DELAND		54	6	10%	60
UHEALTH AT FISHER ISLAND			59	100%	59

COVID-19: testing by laboratory

Data through Mar 7, 2021 verified as of Mar 8, 2021 at 09:25 AM

Data in this report are provisional and subject to change.

The numbers in the table below represent the number of Florida and non-Florida residents for whom test results were received by the Department of Health. A person can be tested by more than one laboratory and can have both positive and negative results. **Therefore, the sum of the numbers in each column will be larger than the total number of people tested.**

Reporting lab	Inconclusive	Negative	Positive	Percent positive	Total
MILLENIUM PHYSICIANS GROUP		1	58	98%	59
WAVE CREST HEALTH AND REHABILITATION CENTER		57	2	3%	59
BIOTECH		52	7	12%	59
LPG CONVENIENT CARE AT PINE ISLAND ROAD		53	6	10%	59
FERN PARK DEVELOPMENTAL CENTER		5	54	92%	59
TBI RESIDENTIAL SERVICES, INC.		48	11	19%	59
CARDIOLOGY AND MEDICINE ASSOCIATES		43	16	27%	59
NORTHEAST FLORIDA STATE HOSP-NURSING		58	1	2%	59
RITECARE MED CTR H			59	100%	59
INTERNAL LAB		50	9	15%	59
Consulate Health Care of Jacksonville		45	14	24%	59
VITAS HEALTHCARE CORP OF FLORIDA		58	1	2%	59
MICHIGAN DEPARTMENT OF HEALTH AND HUMAN SERVICES	1		57	98%	58
KINDRED HOSPITAL CENTRAL TAMPA BLOOD GAS	1	52	5	9%	58
Margate Health and Rehabilitation Center		56	2	3%	58
INTERNAL MEDICINE ASSOCIATES PA		54	4	7%	58
SONATA BOCA RATON		54	4	7%	58
GRAND ST PAUL CVS		58			58
TROPICANA MANUFACTURING COMPANY INC		54	4	7%	58
ST FRANCIS HOSPITAL		49	8	14%	57
LINCOLN MEDICAL AND MENTAL HEALTH CENTER		54	3	5%	57
BioReference Laboratories, Inc		7	50	88%	57
Conway Lakes Health and Rehabilitation Center		57			57
Palms at Ponte Vedra Assisted Living and Memory Care		54	3	5%	57
ASCENSION SACRED HEART BAY LABORATORY		54	3	5%	57
ALZHEIMERS CARE CENTER OF VIERA LTD		37	20	35%	57
KAPG FLEMING ISLAND SENIOR HOUSING OPCO LLC	1	56			57
ROYAL CARE OF AVON PARK		54	3	5%	57
THE CANOPY AT BERRYHILL		57			57
HORIZON ALF		56	1	2%	57
MALCOM RANDALL DEPT OF VAMC			57	100%	57
MERCY MEDICAL URGENT CARE CENTER INC		21	36	63%	57
MARQUIS LABS, LLC		55	1	2%	56
EAST HILL PHARMACY		38	18	32%	56
TUKA PEDIATRICS		7	49	88%	56
PHYSICIANS PRIMARY CARE OF SOUTHWEST FLORIDA		39	17	30%	56
STEINHATCHEE FAMILY MEDICAL CENTER□	1	48	7	13%	56
GENESIS DERMATOLOGY		52	4	7%	56
HIALEAH HOSPITAL RESPIRATORY DEPT			56	100%	56
TIFFANY HALL NURSING AND REHAB		44	12	21%	56
MAUREEN OROURKE-FUTEY			56	100%	56
EAGLES WATCH CLUSTER		47	9	16%	56
TOWERS HOME CARE□		52	4	7%	56
KEY WEST MEDICAL CENTER	1	50	5	9%	56
MEDLOGIC LABORATORIES		3	53	95%	56
ATRIA PARK OF LAKE FOREST (WG HERITAGE LF LLC)		54	2	4%	56
Gabisa Medical LLC		56			56

COVID-19: testing by laboratory

Data through Mar 7, 2021 verified as of Mar 8, 2021 at 09:25 AM

Data in this report are provisional and subject to change.

The numbers in the table below represent the number of Florida and non-Florida residents for whom test results were received by the Department of Health. A person can be tested by more than one laboratory and can have both positive and negative results. **Therefore, the sum of the numbers in each column will be larger than the total number of people tested.**

Reporting lab	Inconclusive	Negative	Positive	Percent positive	Total
PANCARE HEALTH - JACKSON COUNTY		44	11	20%	55
NITE LITE PEDIATRICS - PORT ST. LUCIE		46	9	16%	55
SONATA HUNTERS CREEK		47	8	15%	55
CARE CENTERS OF NASSAU LLC MINER ROAD SOUTH		55			55
life Care Center of Melbourne		38	17	31%	55
COOPER FAMILY MEDICAL, PLLC		45	10	18%	55
CDR MAGUIRE INC	1	7	47	85%	55
PREMIER MEDICAL ASSOCIATES ALL FLORIDA LLC		54	1	2%	55
KENDALL REGIONAL MEDICAL CENTER LAB	3		52	95%	55
ALLIANCE PEDIATRICS		24	30	56%	54
FAMILY EXTENDED CARE OF PUNTA GORDA		54			54
CHILDREN'S HOSPITAL OF ALABAMA		53	1	2%	54
SARASOTA CO. HEALTH DEPT # 58		40	14	26%	54
PALM BAY PEDIATRICS		36	18	33%	54
JUNIPER VILLAGE AT NAPLES		53	1	2%	54
SARATOGA HOSPITAL LABORATORY		49	5	9%	54
CERTUS MTD OPCP LLC		52	2	4%	54
UNITED LABORATORY SERVICES CORPORATION		38	16	30%	54
CLERMONT HEALTH AND REHAB		40	14	26%	54
ST. CLOUD MEDICAL GROUP		54			54
BIG BEND CARES, INC		45	8	15%	53
VPA PC LAB		48	5	9%	53
QUOTIENT SCIENCES LABS LLC			53	100%	53
SOMERSET			53	100%	53
Osprey Point Nursing Center		51	2	4%	53
THE GOOD SHEPARDS OF DELAND-WEST		52	1	2%	53
APOLLOMDX LABS		31	22	42%	53
Salerno Bay Health & Rehabilitation Center		44	9	17%	53
MINUTECLINIC DIAGNOSTIC OF NEW JERSEY		46	7	13%	53
ADVENT HEALTH - MOUNT DORA		9	44	83%	53
NICEVILLE URGENT CARE		8	45	85%	53
PROMEDICA SENIOR LIVING		51	2	4%	53
DEVELOPMENTAL DISABILITIES DEFENDANT PROGRAM		50	2	4%	52
INTERNAL MEDICINE SPECIALIST		46	6	12%	52
TERRACE AT HOBE SOUND, THE	1	48	3	6%	52
AR ANESTHESIA LLC		51	1	2%	52
ROCKLEDGE REGIONAL MEDICAL CENTER		30	22	42%	52
ADVENT HEALTH		49	3	6%	52
AESTHETIC ENHANCEMENTS		52			52
SNH BRFL TENANT LLC	2	50			52
ALEXANDER NININGER STATE VETERANS		52			52
INN AT THE FOUNTAINS, THE		34	17	33%	51
PALM RIVER COMMUNITY HEALTH CENTER		46	5	10%	51
VALENCIA HOUSE ALF		50	1	2%	51
ST CLOUD PHYSICIAN MANAGEMENT LLC DBA ST CLOUD		28	23	45%	51
REGENCY OAKS HEALTH CENTER		49	2	4%	51
LPG PEDIATRICS AT PAGE FIELD		50	1	2%	51

COVID-19: testing by laboratory

Data through Mar 7, 2021 verified as of Mar 8, 2021 at 09:25 AM

Data in this report are provisional and subject to change.

The numbers in the table below represent the number of Florida and non-Florida residents for whom test results were received by the Department of Health. A person can be tested by more than one laboratory and can have both positive and negative results. **Therefore, the sum of the numbers in each column will be larger than the total number of people tested.**

Reporting lab	Inconclusive	Negative	Positive	Percent positive	Total
GARDENS HEALTH NH LLC		51			51
TREASURE COAST PEDIATRICS PA		46	5	10%	51
AVANTE ST CLOUD		48	3	6%	51
S-H THIRTY FIVE OPCO - ORANGE CITY, LLC		41	10	20%	51
GATEWAY CARE CENTER		50	1	2%	51
BUECHELE DENTAL PA DBA CLERMONT FAMILY DENTISTRY		42	9	18%	51
CVS MINUTE CLINIC		1	50	98%	51
GOOD HEARTS COVID TESTING		8	43	84%	51
FINLAY CLINICAL LABORATORY		20	31	61%	51
Jupiter Medical Center Pavilion		50	1	2%	51
GULFVIEW MEDICAL INSTITUTE		51			51
UNIVERSITY OF WEST FLORIDA, THE		50	1	2%	51
GENTIVA HEALTH SERVICES CERTIFIED INC		48	3	6%	51
BETHUNE-COOKMAN UNIVERSITY		32	18	36%	50
PENNSYLVANIA DEPARTMENT OF HEALTH BUREAU OF LABORATORIES			50	100%	50
FAST PACE MEDICAL CLINIC, PLLC		43	7	14%	50
WALGREENS #10373		48	2	4%	50
LITTLE NECK URGENT CARE		48	2	4%	50
BARNETT PARK☐		2	48	96%	50
ORCHID COVE AT DAYTONA		45	5	10%	50
GOLDEN POND COMMUNITIES		50			50
BENTON HOUSE OF PORT ORANGE		44	6	12%	50
DEPT OF VA MED CENTE-WEST PALM BEACH			50	100%	50
TRADITIONAL HOME HEALTH OF PALM BEACH INC		49	1	2%	50
WEST ISLIP URGENT CARE		46	4	8%	50
MISSION OAKS ASSISTED LIVING☐		48	2	4%	50
CAMPBELL URGENT CARE			50	100%	50
SOUTHEAST ALABAMA MEDICAL CENTER			50	100%	50
BENTLEY CARE CENTER		50			50
PORT ST. LUCIE - ZAXBY'S		50			50
ROCHESTER GENERAL HOSPITAL LABORATORY		46	4	8%	50
FLORIDA HEALTH CARE DELAND			50	100%	50
MICHAEL A VENAZIO MD		46	3	6%	49
INSTITUTE OF PATHOLOGY KINGS COUNTY		48	1	2%	49
HEALTH FIRST - CAPE CANAVERAL HOSPITAL		1	48	98%	49
SAFARI PEDIATRICS PA		48	1	2%	49
SOUTH CAROLINA DEPT OF HEALTH AND ENVIRONMENT CONTROL		10	39	80%	49
DOH		23	26	53%	49
USF		1	48	98%	49
SOLARIS SENIOR LIVING NORTH NAPLES		48	1	2%	49
MEADOWCREST FAMILY PHYSICIANS PA	1	27	21	43%	49
ARTHREX MEDICAL CENTER		28	21	43%	49
RAINBOW PEDIATRICS PC LLC / BREAKFAST POINT		38	11	22%	49
ALLEGRO		47	2	4%	49
HCTB INC		47	2	4%	49
NORTHBROOK CENTER FOR☐		47	2	4%	49
SOFT CELL LABORATORIES		45	4	8%	49

COVID-19: testing by laboratory

Data through Mar 7, 2021 verified as of Mar 8, 2021 at 09:25 AM

Data in this report are provisional and subject to change.

The numbers in the table below represent the number of Florida and non-Florida residents for whom test results were received by the Department of Health. A person can be tested by more than one laboratory and can have both positive and negative results. **Therefore, the sum of the numbers in each column will be larger than the total number of people tested.**

Reporting lab	Inconclusive	Negative	Positive	Percent positive	Total
FUTURE PEDIATRICS		45	3	6%	48
CAREMED INTERNAL MEDICINE		30	18	38%	48
PREMIER MEDICAL ASSOCIATES		46	2	4%	48
GRAND OAKS OF PALM CITY LLC□	1	41	6	13%	48
THE TERRACE OF JACKSONVILLE		3	45	94%	48
BAY CENTER HURRICANE SHELTER		48			48
ERDOX		46	2	4%	48
SEWANEE MOLECULAR DIAGNOSTICS LABORATO		48			48
ROSECASTLE OF JACKSONVILLE LLC		47	1	2%	48
ADVENT HEALTH EXPRESS CARE		4	44	92%	48
HILA BECKERMAN MD LLC	1	44	3	6%	48
PHILLIPPE RIDGE		36	12	25%	48
GRAND AVENUE RX			48	100%	48
COURTYARD GARDENS OF JUPITER		48			48
NAPLES PEDIATRICS INC□		43	5	10%	48
POPLAR HEALTHCARE PLLC	1	11	35	74%	47
CAPE REGIONAL MEDICAL CENTER		45	2	4%	47
NAVARRE GARDENS		41	6	13%	47
BARNES HEALTHCARE OF FLORIDA LLC		44	3	6%	47
HERNANDO ENDOSCOPY AND SURGERY CENTER		36	11	23%	47
FREEDOM SQUARE NURSING CENTER□		39	8	17%	47
PRACTICE MANAGEMENT OF AMERICA, INC.		7	40	85%	47
PERSONAL PEDIATRICS		42	5	11%	47
FHMG_CTR FOR SENIOR HEALTH		42	5	11%	47
INTERLAB		1	46	98%	47
ADVENT HEALTH - LAKE WALES		34	12	26%	46
COLLIER BLVD HMA PHYSICIAN MANAGEMENT LLC		46			46
H LEE MOFFITT CANCER CENTER MICRO		46			46
MINUTECLINIC DIAGNOSTIC OF HAWAII LLC		40	6	13%	46
SONORAN DESERT PATHOLOGY ASSOCIATES		3	43	93%	46
NEW YORK PRESBYTERIAN - QUEENS DIAGNOSTIC		43	3	7%	46
PREMIER PLACE HEALTHCARE AT THE GLENVIEW		46			46
ADVENT HEALTH MEDICAL GROUP OB GYN AT		40	6	13%	46
MOBILE DOC FL, LLC		29	17	37%	46
KAPG ST AUGUSTINE SENIOR HOUSING OPCO LLC		37	9	20%	46
HOME CARE PHARMACY		46			46
FAMILY EXTENDED CARE OF WINTER HAVEN		44	2	4%	46
EAST MANATEE FAMILY	1	1	44	96%	46
HARTFORD HEALTH SERVICES LLC		46			46
EMERGENCY PHYSICIANS MEDICAL CENTER LLC		28	18	39%	46
NEXT MOLECULAR ANALYTICS		14	31	69%	45
FAMILY HEALTH CENTER		32	13	29%	45
MINUTECLINIC DIAGNOSTIC OF KANSAS, PA		37	8	18%	45
REDI-MED WALK-IN FAMILY CARE			45	100%	45
WINTER GARDEN REHAB AND NURSING CENTER		41	4	9%	45
MIRIMUS CLINICAL LABS	1	18	26	58%	45
NIGHT LITE PEDIATRICS CENTER LLC		10	35	78%	45

COVID-19: testing by laboratory

Data through Mar 7, 2021 verified as of Mar 8, 2021 at 09:25 AM

Data in this report are provisional and subject to change.

The numbers in the table below represent the number of Florida and non-Florida residents for whom test results were received by the Department of Health. A person can be tested by more than one laboratory and can have both positive and negative results. **Therefore, the sum of the numbers in each column will be larger than the total number of people tested.**

Reporting lab	Inconclusive	Negative	Positive	Percent positive	Total
SOUTHPORT SQUARE HARBOUR HEALTH		45			45
COLLIER URGENT CARE CENTERS		44	1	2%	45
SOUTHSIDE HOSPITAL NORTHWELL HEALTH LABORATORY		38	7	16%	45
NORTH FLORIDA / SOUTH GEORGIA VETERANS HEALTH SYSTEM		1	44	98%	45
NEOGENOMICS LABORATORIES INC		45			45
WG EVERGREEN WOODS SH LLC		45			45
BRP SH OPCO LLC		45			45
FELICIDAD MEDICAL CENTER			45	100%	45
STUART URGENT CARE			45	100%	45
FLORIDA HOSPITAL		28	16	36%	44
S-H THIRTY FIVE OPCO - LUTZ, LLC		43	1	2%	44
ALLIANCE OF PHYSICIANS AGAINST COVID-19			44	100%	44
THE MERIDIAN AT BOCA RATON	1	43			44
GRACE MEDICAL HOME		33	11	25%	44
QHC UPSTATE MEDICAL PC		36	8	18%	44
AVOW HOSPICE INC		44			44
CITYMD OF MANAHAWKIN		42	2	5%	44
Gulf Shore Care Center		39	5	11%	44
PEDIATRICS OF CENTRAL FLORIDA – SAINT CLOUD	2	40	2	5%	44
AMERICAN ESOTERIC LAB-BIRMINGHAM		43	1	2%	44
COMPLETE HOME CARE OF THE PALM BEACHES LLC		41	3	7%	44
CALHOUN COUNTY HEALTH DEPT		20	24	55%	44
ERIC C MRSHAL, MD, PC #1842		41	3	7%	44
CENTRA CARE – LAKE NONA		4	40	91%	44
MARIANNA HEALTH AND REHABILITATION CENTER		43	1	2%	44
ST VINCENTS PRIMARY CARE		39	5	11%	44
PRINCETON VILLAGE□		39	4	9%	43
BRANCH MEDICAL CLINIC			43	100%	43
OCALA CBOC		39	4	9%	43
CENTRAL FLORIDA PEDIATRICS		17	26	60%	43
TAMPA BAY CONCIERGE DOCTOR, LLC		41	2	5%	43
LINCOLN DIAGNOSTIC LAB		41	2	5%	43
TGH URGENT CARE POWERED BY FAST TRACK			43	100%	43
Citymd Of Toms River		37	6	14%	43
RADIOLOGY ASSOCIATES OF VENICE AND ENGLEWOOD		41	2	5%	43
SAN CARLOS PHARMACY		39	4	9%	43
WALGREENS 3145		40	3	7%	43
LAKE MARY KIDS CENTRA CARE		33	10	23%	43
Guardian Care Nursing and Rehabilitation Center		43			43
MORTON PLANT			43	100%	43
LARA HEALTH AND WELLNESS CENTER LLC		43			43
PATRICK AIR FORCE BASE		3	40	93%	43
WOLFF CTR FOR CHILD & ADOLESCENT HEALTH PLLC,THE		26	17	40%	43
ISLAND URGENT CARE PLLC		40	2	5%	42
BENTLEY VILLAGE II		33	9	21%	42
COASTAL DETOX		42			42
FIRST CHOICE URGENT CARE		12	30	71%	42

COVID-19: testing by laboratory

Data through Mar 7, 2021 verified as of Mar 8, 2021 at 09:25 AM

Data in this report are provisional and subject to change.

The numbers in the table below represent the number of Florida and non-Florida residents for whom test results were received by the Department of Health. A person can be tested by more than one laboratory and can have both positive and negative results. **Therefore, the sum of the numbers in each column will be larger than the total number of people tested.**

Reporting lab	Inconclusive	Negative	Positive	Percent positive	Total
Atlantic Shore Nursing and Rehab		42			42
KIVA AT CANTERBURY		25	17	40%	42
LUTHERAN HAVEN EXTENDED CONGREGATE CAR		42			42
MADISON COUNTY MEMORIAL HOSPITAL LABORATORY		15	27	64%	42
LONG ISLAND UNIVERSITY - POST CAMPUS		42			42
CLINICAL LABORATORY		42			42
BENTON HOUSE OF ST. JOHNS		40	2	5%	42
HOLY NAME HOSPITAL LABORATORY		41	1	2%	42
MAIMONIDES-SHALOM ACADEMY, INC		41	1	2%	42
DUVAL PHARMACY		31	11	26%	42
SUNCOAST TECHNICAL COLLEGE SCHOOL OF HEALTH		42			42
PLAINVIEW URGENT CARE		40	2	5%	42
WE SCREEN LLC		42			42
URGENT CARE & WELLNESS CENTER		10	31	76%	41
PATRICK MANOR INCORPORATED		41			41
ROYAL PALM SENIOR RESIDENCE		41			41
ATRIA WILLOW WOOD		39	2	5%	41
INTERCOASTAL MEDICAL GROUP			41	100%	41
DOH-WEST PALM BEACH BRANCH LABORATORY		2	39	95%	41
FLORIDA HOSPITAL NEW SMYRNA		4	37	90%	41
GRAMERCY PARK URGENT CARE		39	2	5%	41
PEDIATRICS OF CENTRAL FLORIDA KISSI		33	8	20%	41
UNION MEDICAL CARE PLLC		41			41
SPRING MANOR ASSISTED LIVING		41			41
University Hills health and Rehabilitation		31	10	24%	41
THE TRADITION OF THE PALM BEACHES		40	1	2%	41
UNIVERSITY OF ALABAMA		38	3	7%	41
BRONX LEBANON HOSPITAL-MEDICAL CENTER		37	4	10%	41
CAPITAL REGIONAL MEDICAL CENTER		2	38	95%	40
ADVENTIST HEALTH SYSTEM FLORIDA		27	13	33%	40
SUMTER PEDIATRICS		37	3	8%	40
LOURDES HOSPITAL INC		38	2	5%	40
LONGLEAF DIAGNOSTIC LABORATORIES		11	29	73%	40
DOT DOC SARASOTA		38	2	5%	40
NORTH CAROLINA DEPARTMENT OF HEALTH & HUMAN SERVICES	1		39	98%	40
AVALON PARK RETIREMENT RESIDENCE		39	1	3%	40
MINUTE CLINIC INCORPORATE		33	7	18%	40
PACIFICA SENIOR LIVING OCALA		35	5	13%	40
PREMIER COMMUNITY HEALTHCARE GROUP INC		38	2	5%	40
CLINICAL PATHOLOGY LABORATORIES, INC		40			40
PRIDE DIAGNOSTICS		24	16	40%	40
NORTHWELL HEALTH PLAINVIEW HOSPITAL LABORATORY		31	9	23%	40
BRADFORD COUNTY HEALTH DEPARTMENT		39	1	3%	40
MID-FLORIDA PATHOLOGY, LLC		32	8	20%	40
STAT ONE URGENT CARE CENTER		2	37	95%	39
ADVENT HEALTH CENTRA CARE - LAKELAND		30	9	23%	39
CEDAR CREEK AT KINGS BAY INC		39			39

COVID-19: testing by laboratory

Data through Mar 7, 2021 verified as of Mar 8, 2021 at 09:25 AM

Data in this report are provisional and subject to change.

The numbers in the table below represent the number of Florida and non-Florida residents for whom test results were received by the Department of Health. A person can be tested by more than one laboratory and can have both positive and negative results. **Therefore, the sum of the numbers in each column will be larger than the total number of people tested.**

Reporting lab	Inconclusive	Negative	Positive	Percent positive	Total
LAKELAND REGIONAL HEALTH GATEWAY CENTER		16	23	59%	39
GUYAN VALLEY WELLNESS CENTER		32	7	18%	39
CAMBRIDGE SECURITY SERVICES		36	3	8%	39
CROSSROADS URGENT CARE		24	15	38%	39
MEDEX MEDICAL EXPRESS OF PALATKA LLC			39	100%	39
BAY COUNTY JAIL ANNEX		34	5	13%	39
LONG ISLAND JEWISH MED CTR		36	3	8%	39
WG BAYPOINT VILLAGE SH LLC		38	1	3%	39
MIAMI CLINICAL RESEARCH CORP			39	100%	39
KESHAV RX LLC		33	6	15%	39
BIOFIRE		7	32	82%	39
BRIDGEVIEW CENTER LLC		27	12	31%	39
CARE 4 U MANAGEMENT, INC			39	100%	39
CLINICAL RESEARCH SEQUENCING PLATFORM		8	31	79%	39
JUNIPER VILLAGE AT CAPE CORAL		34	5	13%	39
BAYSHORE PATHOLOGY CONSULTANTS PA		37	2	5%	39
MOLECULAR DIAGNOSTICS		5	33	87%	38
CORNERSTONE PEDIATRICS		28	10	26%	38
LAKE INTERNAL MEDICINE ASSOCIATES PA		32	6	16%	38
AUTUMN OF SARASOTA		12	26	68%	38
CCRC @ SUNFLOWER LLC		35	3	8%	38
OCOEE PEDIATRICS		31	7	18%	38
STEWART MEDICAL GROUP, INC		21	17	45%	38
HOMEWOOD RESIDENCE AT FREEDOM PLAZA		37	1	3%	38
PANCARE HEALTH - BAY COUNTY - YOUNGSTOWN		34	4	11%	38
CITRUS COUNTY HEALTH DEPARTMENT		34	4	11%	38
M&V SAN JOSE MEDICAL CENTER			38	100%	38
BOND CLINIC, PA		9	29	76%	38
VIP WALK IN CLINIC		19	19	50%	38
BAPTIST URGENT CARE		35	3	8%	38
FLORIDA DEPARTMENT OF HEALTH CLAY COUNTY		25	13	34%	38
PINES NURSING HOME		36	2	5%	38
ALL AMERICAN URGENT CARE			38	100%	38
ST ANTHONYS PRIMARY CARE LLC/JACKSON STREET			38	100%	38
PATHOGENIUS LABORATORIES		30	7	19%	37
GEORGE E WEEMS MEMORIAL HOSPITAL LAB		27	10	27%	37
IMA MEDICAL GROUP POINCIANA		14	23	62%	37
HR SARASOTA OPERATOR LLC		25	12	32%	37
BRANDON COMMUNITY HEALTH CENTER		29	8	22%	37
GENEXPERT			37	100%	37
ONE MILO		37			37
HOLZER HEALTH CENTER		5	32	86%	37
CONNECTICUT DEPARTMENT OF HEALTH		22	15	41%	37
INNOVATION CLINICAL TRIALS, INC			37	100%	37
PONCE THERAPY CARE CENTER		34	3	8%	37
PREMISE HEALTH MIA		1	36	97%	37
TAYLORVILLE FAMILY MEDICINE		30	7	19%	37

COVID-19: testing by laboratory

Data through Mar 7, 2021 verified as of Mar 8, 2021 at 09:25 AM

Data in this report are provisional and subject to change.

The numbers in the table below represent the number of Florida and non-Florida residents for whom test results were received by the Department of Health. A person can be tested by more than one laboratory and can have both positive and negative results. **Therefore, the sum of the numbers in each column will be larger than the total number of people tested.**

Reporting lab	Inconclusive	Negative	Positive	Percent positive	Total
ACCURATE DIAGNOSTIC LAB		35	2	5%	37
ANDALUSIA HEALTH		20	17	46%	37
FAMILY EXTENDED CARE OF SEBRING INC		35	2	5%	37
ST AUGUSTINE PEDIATRIC ASSOC		33	4	11%	37
THE COLLIER AT NAPLES		36	1	3%	37
Lehigh Acres Health and Rehabilitation		26	11	30%	37
IMA MEDICAL CENTER		23	14	38%	37
OPTUMCARE SOUTH FLORIDA, LLC		30	7	19%	37
MEDEXPRESS - BLOOMIN BRANDS		19	17	47%	36
EASTERN SHORE URGENT CARE		25	11	31%	36
BELVEDERE COMMONS OF SUN CITY CENTER		36			36
NIGHT LITE PEDIATRIC CENTER		10	26	72%	36
HARMONY HEALTH OPCO, LLC		15	21	58%	36
PROFESSIONAL PEDIATRICS		34	2	6%	36
LAKE CO EMPLOYEE HEALTH AND WELLNESS CENTER		32	4	11%	36
MAIN STREET MEDICAL CENTER OF CRESTVIEW PA		19	17	47%	36
BVL/LITTLE ANGEL PEDIATRICS		36			36
MAKO MEDICAL		21	15	42%	36
A & R RESEARCH GROUP		30	6	17%	36
CORRECTIONAL MEDICAL GROUP		27	9	25%	36
WASHINGTON COUNTY HEALTH DEPARTMENT		24	12	33%	36
WUESTHOFF MEMORIAL HOSPITAL			35	100%	35
ADVANCE URGENT CARE CENTER, LLC		1	34	97%	35
AESTHETIC SURGERY CENTER OF WINTER PARK, THE	3	30	2	6%	35
MAINSTREET FAMILY URGENT CARE		1	34	97%	35
LIGHTHOUSE PEDIATRICS OF NAPLES		31	4	11%	35
MINUTECLINIC DIAGNOSTIC OF RHODE ISLAND, LLC #1544		34	1	3%	35
BENTON HOUSE OF CLERMONT		35			35
BOCA TOXICOLOGY LLC		33	2	6%	35
PRMG - EAST NAPLES	1	23	11	31%	35
ATRIA SAN PABLO		33	2	6%	35
LYSTER ACH FT RUCKER AL		32	3	9%	35
ADVENT HEALTH - FISH MEMORIAL		2	33	94%	35
PATHGROUP		9	26	74%	35
GUIDEWELL EMERGENCY MEDICINE DOCTORS LLC		12	23	66%	35
P23 LABS		35			35
NEUROINTERNATIONAL SARASOTA		32	3	9%	35
ST. MARYS MEDICAL CENTER		1	34	97%	35
CAREHERE LAKE SCHOOLS EMPLOYEE HEALTH CENTER		24	11	31%	35
POARCH BANC CREEK INDIANS TRIBAL HEALTH DEPARTMENT			35	100%	35
BULLS HEAD URGENT CARE		33	2	6%	35
NCHD		21	14	40%	35
PARKSIDE HEALTH AND REHABILITATION CENTER			35	100%	35
CDR MAGUIRE - MIAMI BEACH CC MISSION 17388		2	33	94%	35
MILLENIA ADVANCED SCIENTIFIC LLC			35	100%	35
IRL		4	31	89%	35
ALWAYS BEST CARE SENIOR SERVICES		31	3	9%	34

COVID-19: testing by laboratory

Data through Mar 7, 2021 verified as of Mar 8, 2021 at 09:25 AM

Data in this report are provisional and subject to change.

The numbers in the table below represent the number of Florida and non-Florida residents for whom test results were received by the Department of Health. A person can be tested by more than one laboratory and can have both positive and negative results. **Therefore, the sum of the numbers in each column will be larger than the total number of people tested.**

Reporting lab	Inconclusive	Negative	Positive	Percent positive	Total
MINUTECLINIC DIAGNOSTIC OF SOUTH CAROL		31	3	9%	34
PARAMOUNT WALK-IN CLINIC		1	33	97%	34
PECONIC BAY MEDICAL CENTER LABORATORY		26	8	24%	34
ASHTON PLACE	3	27	4	12%	34
MEDCOMP SCIENCES			34	100%	34
ST LUCIE COUNTY JAIL		25	9	26%	34
REDI-MED WALK IN FAMILY CLINIC			34	100%	34
TUSCAN GARDENS OF DELRAY BEACH MANAGEMENT COMPANY,		34			34
WHITE-WILSON MEDICAL CENTER		23	11	32%	34
RASHDA ALBIBI M.D. P.A.		31	3	9%	34
COLLIER HMA PHYSICIAN MANAGEMENT LLC		26	8	24%	34
LONG TERM CARE OF GULF BREEZE LLC		30	4	12%	34
SOUTHCOM LABORATORY		4	30	88%	34
ENCOMPASS HEALTH REHABILITATION HOSPITAL OF LARGO		31	3	9%	34
JOHN KNOX VILLAGE OF CENTRAL FLORIDA		30	4	12%	34
NORTH FLORIDA PEDIATRICS - JACKSONVILLE		30	4	12%	34
VILLAGE ON THE ISLE□		29	5	15%	34
COURTYARD GARDENS OF BOYNTON BEACH, LLC		31	3	9%	34
University Hospital		29	5	15%	34
ORANGE COUNTY CORRECTIONS HEALTH SERVICES		32	2	6%	34
STETSON UNIVERSITY STUDENT HEALTH CENTER		3	31	91%	34
SUNSHINE ASSISTED LIVING		34			34
FLORIDA PEDIATRIC GROUP PA		28	6	18%	34
PORT SAINT JOHN FAMILY PRACTICE		21	12	36%	33
Kensington Gardens		33			33
CORAL HOUSE ASSISTED LIVING COMMUNITY LLC		33			33
METRO KNOXVILLE HMA		25	8	24%	33
BOND CLINIC		3	30	91%	33
PHOSPHORUS DIAGNOSTICS		27	6	18%	33
GREENRIDGE GROUP HOME	3	11	19	58%	33
CVS MINUTE CLINIC DIAGNOSTIC OF NORTH CAROL		27	6	18%	33
SANFORD MOBILE LAB PGA TOUR		32	1	3%	33
TALLAHASSEE VA OPC		31	2	6%	33
Consulate Health Care of Orange Park		27	6	18%	33
THE SPRINGS OF PARC HILL		32	1	3%	33
HARBORCHASE OF WELLINGTON CROSSING		31	2	6%	33
AHSE ROP		32	1	3%	33
NIGHT LITE PEDIATRICS URGENT CARE CENTER			33	100%	33
FHMG–FLORIDA HOSPITAL MEDICAL GROUP		24	9	27%	33
PHYSICIAN ASSOCIATES LLC		26	7	21%	33
AYERS NURSING AND REHABILITATION CENTER		33			33
VETERAN AFFAIRS MEDICAL CENTER - JAMES J PETERS		30	3	9%	33
CENTRAL FLORIDA HEALTH CARE INC WAUCHULA SITE 2		26	7	21%	33
WESTWOOD NURSING AND REHABILITATION		28	5	15%	33
COLORADO DEPARTMENT OF HEALTH LABORATORY SERVICES DIVISION			32	100%	32
BROOKDALE CANOPY OAKS			32	100%	32
MINUTECLINIC DIAGNOSTIC OF MICHIGAN		29	3	9%	32

COVID-19: testing by laboratory

Data through Mar 7, 2021 verified as of Mar 8, 2021 at 09:25 AM

Data in this report are provisional and subject to change.

The numbers in the table below represent the number of Florida and non-Florida residents for whom test results were received by the Department of Health. A person can be tested by more than one laboratory and can have both positive and negative results. **Therefore, the sum of the numbers in each column will be larger than the total number of people tested.**

Reporting lab	Inconclusive	Negative	Positive	Percent positive	Total
IPSUM DIAGNOSTICS		3	29	91%	32
LPG CONVENIENT CARE AT METRO		29	3	9%	32
MINUTECLINIC, LLC		28	4	13%	32
AMMON ANALYTICAL LABORATORIES		28	4	13%	32
JACKSON HEALTH SYSTEM		1	31	97%	32
Sunrise Health and Rehabilitation Center		28	4	13%	32
WESTMINSTER ST AUGUSTINE		32			32
OPIS COQUINA CENTER		32			32
UNION MEDICAL CARE		32			32
FLORIDA DEPARTMENT OF HEALTH IN MONROE COUNTY		26	6	19%	32
Heartland Health Care Center North Sarasota		18	14	44%	32
ALAN A SMITH MD LLC		30	2	6%	32
PASSPORT HEALTH ORLANDO		32			32
VILLAGES VA CBOC	2	27	3	9%	32
TRADITIONAL HOME CARE INC		31	1	3%	32
MINUTE CLINIC LLC #2216		30	2	6%	32
VETERANS HOME			32	100%	32
JFK MEDICAL CENTER NORTH LAB		1	31	97%	32
WALK IN MEDICAL URGENT CARE		32			32
HEALTH FIRST - VIERA HOSPITAL		1	30	97%	31
VILLA COURT LLC		31			31
SOUTHEASTERN OUTPATIENT SURGERY CENTER		28	3	10%	31
LabCorp L#09258130 M#09258125		12	19	61%	31
MIDDLETOWN MEDICAL P C		22	9	29%	31
ALABAMA CLINICS		16	15	48%	31
UNIPATH		24	7	23%	31
FLAGLER HOSPITAL INC	2		29	94%	31
D W MCMILLAN MEMORIAL HOSPITAL		20	11	35%	31
JAMAICA HOSPITAL MEDICAL CENTER		28	3	10%	31
ST JOSEPHS CHILDRENS OUTREACH			31	100%	31
DISCOVERY COMMONS AT BRADENTON		31			31
BASSETTI MEDICAL RESEARCH INC		25	6	19%	31
VETERANS AFFAIRS MEDICAL CENTER - NEW YORK HARBOR		30	1	3%	31
COLLIER ANESTHESIA PAIN LLC		31			31
COMMUNITY MEDICAL CARE CENTER INC			31	100%	31
AMERICAN ESOTERIC LABORATORIES		15	16	52%	31
REGENCY PARK ASSISTED LIVING FACILITY		29	2	6%	31
SANTA BARBARA CARE CENTER		18	13	42%	31
UR CARE FAMILY AND SPORTS MEDICINE			31	100%	31
EASYCARE WALK-IN CLINIC	1	11	19	61%	31
WELLMED AT NEW TAMPA		22	9	29%	31
SOMA MEDICAL CENTER PA #3			31	100%	31
MINUTECLINIC DIAGNOSTIC OF NORTH CAROLINA		30	1	3%	31
ADVENTHEALTH MEDICAL GROUP FAMILY MEDICINE AT RDV		31			31
MICHAEL J D'AMBROSE MD PA		29	2	6%	31
ENT AND ALLERGY ASSOCIATES OF FLORIDA LLC		30	1	3%	31
Okeechobee Health Care Facility		16	14	47%	30

COVID-19: testing by laboratory

Data through Mar 7, 2021 verified as of Mar 8, 2021 at 09:25 AM

Data in this report are provisional and subject to change.

The numbers in the table below represent the number of Florida and non-Florida residents for whom test results were received by the Department of Health. A person can be tested by more than one laboratory and can have both positive and negative results. **Therefore, the sum of the numbers in each column will be larger than the total number of people tested.**

Reporting lab	Inconclusive	Negative	Positive	Percent positive	Total
CLINCLOUD, LLC			30	100%	30
AMEERAH LABS			30	100%	30
ADVENT HEALTH PRIMARY CARE PLUS, WINTER GARDEN		26	4	13%	30
MAGNOLIA DIAGNOSTICS, LLC		3	27	90%	30
MEDICAL PAVILION CLINIC		19	11	37%	30
WALGREENS COVID-19		26	4	13%	30
PREMIER URGENT CARE CENTER LLC			30	100%	30
ROADS PEDIATRICS,LLC		28	2	7%	30
THE TERRACE AT IVY ACRES ALF		11	19	63%	30
RESIDENTIAL PLAZA AT BLUE LAGOON INC		27	3	10%	30
WEINBERG VILLAGE		29	1	3%	30
DCH REGIONAL MEDICAL CENTER LABORATORY		29	1	3%	30
HERITAGE WATERSIDE		27	3	10%	30
UNIVERSITY MEDICAL CTR OF PRINCETON AT		28	2	7%	30
LAKE COUNTY SCHOOLS EMPLOYEE HEALTH CENTER		19	11	37%	30
BOCA BIOLISTIC REFERENCE LAB			30	100%	30
VIKOR SCIENTITIC			30	100%	30
COUNTY OF LOS ANGELES			30	100%	30
CDC		17	12	41%	29
UNIV OF ROCHESTER-STRONG MEMORIAL HOSP		28	1	3%	29
EVERLYWELL		16	13	45%	29
SANDALWOOD NURSING CENTER		29			29
PRO HEALTH HARMONY		29			29
DAVID LAWRENCE CENTER		25	4	14%	29
DUVAL COUNTY HEALTH DEPARTMENT		29			29
NEMOURS CHILDRENS CLINIC		22	7	24%	29
Wiregrass Rehabilitation Center and Nursing Home		28	1	3%	29
WARDE MEDICAL LABORATORY		21	8	28%	29
BAY STREET PHARMACY☐		27	2	7%	29
FAMILY AND INTERNAL MEDICINE AT AVALON PARK		25	4	14%	29
FAMILY CARE PARTNERS URGENT CARE LLC		23	6	21%	29
P4CLINICAL	3	2	24	83%	29
FAST PACE MEDICAL CLINIC		26	3	10%	29
PANCARE HEALTH - BONIFAY K-8			29	100%	29
STATEN ISLAND UNIVERSITY HOSPITAL-POUCH		29			29
RENAISSANCE SENIOR LIVING	1	28			29
LAKE MARY - STIRLING CENTER SUITE 202			29	100%	29
EP MEDICAL EQUIPMENT PHARMACY		26	3	10%	29
PERDIDO URGENT CARE		1	28	97%	29
PALM GARDEN OF JACKSONVILLE		27	2	7%	29
NURSES HELPING HANDS INC ALF		29			29
SUNTREE INTERNAL MEDICINE		29			29
CENTER ONE SURGERY CENTER		24	5	17%	29
JUPITER MEDICAL CENTER PHYSICIANS GROUP, INC		26	3	10%	29
COMPREHENSIVE CHILDCARE		23	6	21%	29
AMELIA ASSISTED LIVING FACILITY		29			29
HOLLISMED LLC		27	2	7%	29

COVID-19: testing by laboratory

Data through Mar 7, 2021 verified as of Mar 8, 2021 at 09:25 AM

Data in this report are provisional and subject to change.

The numbers in the table below represent the number of Florida and non-Florida residents for whom test results were received by the Department of Health. A person can be tested by more than one laboratory and can have both positive and negative results. **Therefore, the sum of the numbers in each column will be larger than the total number of people tested.**

Reporting lab	Inconclusive	Negative	Positive	Percent positive	Total
PREMIUM HEALTH SERVICES OF TAMPA BAY LLC		16	13	45%	29
STEWART MELBOURNE HOSPITAL			29	100%	29
COLLIER COUNTY JAIL		29			29
URGENT CARE CENTER			28	100%	28
PINELLAS INTERNAL MEDICINE ASSOCIATES	1	26	1	4%	28
PORT ST LUCIE HOSPITAL		25	3	11%	28
BROOKDALE PHILLIPPI CREEK			28	100%	28
ADVENTHEALTH MEDICAL GROUP FAMILY MEDICINE		25	3	11%	28
A AND R RESEARCH GROUP LLC		25	3	11%	28
ADULT MEDICINE OF LAKE COUNTY INC			28	100%	28
NORTH PINELLAS CHILDRENS MEDICAL CENTER			28	100%	28
MARION PEDIATRICS PA		21	7	25%	28
Cleveland Clinic Laboratories		4	24	86%	28
ADVANCED URGENT CARE		12	16	57%	28
ISLAND LAKE CENTER		12	16	57%	28
ORANGE PEDIATRICS			28	100%	28
OAKMONTE VILLAGE		27	1	4%	28
Bon Secours Maria Manor		23	5	18%	28
CHILDREN'S MEDICAL CENTER			28	100%	28
PALMS, THE		28			28
EDEN AT CRESTVIEW		12	16	57%	28
ISLAMORADA VILLAGE OF ISLANDS FIRE RESCUE		26	2	7%	28
STUART REHABILITATION AND HEALTHCARE		13	15	54%	28
ATLAN		24	4	14%	28
BAPTIST PRIMARY BLACK CREEK SOUTH			28	100%	28
CITY OF CAPE CORAL		24	4	14%	28
UCLA HEALTHCARE CLINICAL LABS		23	5	18%	28
LABORATORY ALLIANCE OF CENTRAL NEW YORK		27	1	4%	28
ACTIVE SENIOR LIVING		26	2	7%	28
FAMILY CARE PARTNERS		18	10	36%	28
RIVERHEAD URGENT CARE		27	1	4%	28
KEY PRIMARY CARE			28	100%	28
ST PETER'S BENDER LABORATORY		27	1	4%	28
LAKE PLACID HEALTH AND REHABILITATION		1	27	96%	28
CERON PEDIATRICS & INTEGRATIVE MEDICIN		28			28
ASTORIA HEALTH AND REHABILITATION CENTER		27	1	4%	28
LAKELAND NURSING AND REHABILITATION CENTER			28	100%	28
CARILLON SPORTS AND FAMILY MEDICINE		21	7	25%	28
ATRIA LADY LAKE		27			27
SIDDH INC DBA SAN CARLOS PHARMACY		25	2	7%	27
GULFSIDE HOSPICE INC		24	3	11%	27
MIGUEL E TREVINO MD PA		23	4	15%	27
INTERIM HEALTHCARE OF NORTHWEST FLORIDA INC		25	2	7%	27
SUNCOAST LABS			27	100%	27
SPANISH RIVER HIGH SCHOOL ESE		23	4	15%	27
MINUTE CLINIC, LLC DBA MINUTECLINIC #4505		25	2	7%	27
BROOKDALE SOUTHPPOINT			27	100%	27

COVID-19: testing by laboratory

Data through Mar 7, 2021 verified as of Mar 8, 2021 at 09:25 AM

Data in this report are provisional and subject to change.

The numbers in the table below represent the number of Florida and non-Florida residents for whom test results were received by the Department of Health. A person can be tested by more than one laboratory and can have both positive and negative results. **Therefore, the sum of the numbers in each column will be larger than the total number of people tested.**

Reporting lab	Inconclusive	Negative	Positive	Percent positive	Total
NATIONAL MENTOR HEALTHCARE LLC			27	100%	27
WEISS PEDIATRIC CARE LLC		16	11	41%	27
LONGWOOD CARDIOLOGY			27	100%	27
FORT VALLEY STATE UNIVERSITY		27			27
ST JOSEPHS HOSPITAL SOUTH HOSPITAL			27	100%	27
BROOKDALE BRANDON	1	26			27
HEALTHPARK MEDICAL CENTER ABG LAB		26	1	4%	27
LEXINGTON PLACE SENIOR LIVING COMMUNITY		27			27
ROCKLAND URGENT CARE FAMILY HEALTH NP		27			27
BROOKDALE UNIVERSITY HOSPITAL		25	2	7%	27
ACCESS 365 URGENT CARE		8	19	70%	27
FORT CAROLINE GARDENS, INC		25	2	7%	27
EXPRESS CARE OF BELLEVIEW		27			27
BITTINGS APOTHECARY INC		23	4	15%	27
SYNIVERSE WELLNESS CENTER		23	4	15%	27
CHILDRENS MEDICAL CENTER			27	100%	27
MINUTECLINIC DIAGNOSTIC OF RHODE ISLAND, LLC #212		27			27
RESIDENCE AT BAY VUE		25	1	4%	26
COLORADO DEPARTMENT OF PUBLIC HEALTH AND ENVIRONMENT			26	100%	26
EAST HILL MEDICAL GROUP		17	9	35%	26
COLONY CARE CENTER		16	10	38%	26
URGENT FAMILY CARE INC		23	3	12%	26
CIGNA PBSO WEST PALM			26	100%	26
BROWARD HEALTH IMPERIAL POINT NURSING			26	100%	26
LOT HEALTH SERVICES☐	1	25			26
LAKES DIALYSIS CENTER INC			26	100%	26
CAPE CORAL HOSPITAL ABG LABORATORY		13	13	50%	26
GRAND LIVING AT LAKEWOOD RANCH		25	1	4%	26
WIREGRASS CLINIC LLC		21	5	19%	26
WAKULLA COUNTY HEALTH DEPARTMENT		12	14	54%	26
TGH URGENT CARE - RIVERVIEW			26	100%	26
LOOP PEDIATRICS		22	4	15%	26
ADVENT HEALTH PARTIN SETTLEMENT HEALTH PARK		18	8	31%	26
ABL MEDICAL CARE LLC			26	100%	26
MONTEFIORE NEW ROCHELLE HOSPITAL		24	2	8%	26
EPIC REFERENCE LABS INC			26	100%	26
OAKTREE HEALTHCARE			26	100%	26
PALM BEACH COUNTY FIRE RESCUE		24	2	8%	26
WEST BROWARD CARE CENTER		24	2	8%	26
FLORIDA ENDOSCOPY & SURGERY CTR LLC		26			26
LPG PRIMARY CARE AT SURFSIDE		23	3	12%	26
MINUTE CLINIC DIAGNOSTIC OF SC, LLC #75		25	1	4%	26
THE MINIER URGENT CARE		20	6	23%	26
RAINBOW PEDIATRICS		1	25	96%	26
MONCRIEF ARMY HEALTH CLINIC			26	100%	26
PULMONARY SPECIALISTS OF THE PALM BEACHES		16	10	38%	26
LONG BEACH URGENT CARE		26			26

COVID-19: testing by laboratory

Data through Mar 7, 2021 verified as of Mar 8, 2021 at 09:25 AM

Data in this report are provisional and subject to change.

The numbers in the table below represent the number of Florida and non-Florida residents for whom test results were received by the Department of Health. A person can be tested by more than one laboratory and can have both positive and negative results. **Therefore, the sum of the numbers in each column will be larger than the total number of people tested.**

Reporting lab	Inconclusive	Negative	Positive	Percent positive	Total
RJ LEE GROUP	1	23	1	4%	25
KIVA AT CANTERBURY, LLC		25			25
MADWAR		19	6	24%	25
ARCPOINT LABS OF WEST PALM BEACH			25	100%	25
SANITAS		4	21	84%	25
PINELLAS 1 HOME HEALTH CARE CORP		25			25
VICK STREET MANOR		25			25
ADVENT HEALTH - LAKE MARY PEDIATRICS		16	9	36%	25
VASSAR BROTHERS MEDICAL CENTER LABORATORY		24	1	4%	25
CITRUS CARE CLINIC			25	100%	25
CARDIOLOGY AND MEDICINE ASSOCIATES INC		25			25
DOCTOR TODAY TLC LLC			25	100%	25
COASTAL SKIN SURGERY AND DERMATOLOGY		18	7	28%	25
SOUTH FLORIDA DIALYSIS CENTER		8	17	68%	25
TREEHOUSE PEDIATRICS & FAMILY CARE		25			25
MD BEAUTY LABS, PA		23	2	8%	25
CANTON-POTSDAM HOSPITAL LABORATORY		24	1	4%	25
COASTAL COMPLETE CARE		11	14	56%	25
MD NOW MEDICAL CENTERS INC		3	22	88%	25
GOOD SAMARITAN HOSPITAL LABORATORY		22	3	12%	25
UNION CHD		22	3	12%	25
GASTROENTEROLOGY ASSOCIATES OF PENSACOLA PA		22	3	12%	25
HUNTINGTON STATION URGENT CARE		24	1	4%	25
WOMENS CARE FLORIDA LABORATORY		25			25
LAKE SHERIFF		24	1	4%	25
SUNSHINE PEDIATRICS OF CENTRAL FLORIDA PL		23	2	8%	25
THE WATERMARK AT VISTAWILLA		25			25
ORLANDO CLINICAL RESEARCH CENTER		23	2	8%	25
ADVENTHEALTH MEDICAL GROUP FAMILY & INTERNAL		9	16	64%	25
BUREAU OF PUBLIC HEALTH	1	5	19	76%	25
TALLAHASSEE DEVELOPMENTAL CENTER		24	1	4%	25
DELRAY BEACH FACIAL PLASTIC SURGERY		25			25
ARCPOINT LABS OF FORT LAUDERDALE		25			25
MINUTECLINIC DIAGNOSTIC MEDICAL GROUP		23	2	8%	25
WESTPAC LABS		1	24	96%	25
ST. CLOUD HOSPITAL		20	5	20%	25
FEDERAL PRISON CAMP PENSACOLA			25	100%	25
URGENT CARE USA			24	100%	24
PACIFICA SENIOR LIVING FORT MYERS		15	9	38%	24
SUNQUEST		3	21	88%	24
ROWLETT MIDDLE ACADEMY		22	2	8%	24
UNIVERSITY OF ILLINOIS VETERINARY DIAG		23	1	4%	24
SUMMIT MEDICAL GROUP - 75 E NORTHFIELD		22	2	8%	24
MARTHA'S HOUSE & ASSISTED LIVING FACILITY		24			24
MAGNOLIA PEDIATRICS		4	20	83%	24
RAINBOW PEDIATRIC CENTER		2	22	92%	24
WELLOW URGENT CARE		23	1	4%	24

COVID-19: testing by laboratory

Data through Mar 7, 2021 verified as of Mar 8, 2021 at 09:25 AM

Data in this report are provisional and subject to change.

The numbers in the table below represent the number of Florida and non-Florida residents for whom test results were received by the Department of Health. A person can be tested by more than one laboratory and can have both positive and negative results. **Therefore, the sum of the numbers in each column will be larger than the total number of people tested.**

Reporting lab	Inconclusive	Negative	Positive	Percent positive	Total
MINUTECLINIC DIAGNOSTIC OF LOUISIANA		23	1	4%	24
MARYLAND DEPARTMENT OF HEALTH			24	100%	24
CSH LAKE ORIENTA LP		24			24
STATE LAB		2	22	92%	24
ATRIA AT ST JOSEPHS		24			24
PHYSICIANS STAT		3	21	88%	24
APOLLO HEALTH & REHABILITATION		18	6	25%	24
PHYSICIANS PRIMARY CARE OF SW FLORIDA PL		24			24
TARPON BAYOU CENTER			24	100%	24
AIR, LAND & SEA PHYSICALS & CONSULTATIONS, LLC		23	1	4%	24
SENIOR HEALTH OF WINTER PARK DUNDEE		24			24
THE CHAPPEL GROUP RESEARCH		24			24
WESTMINSTER WOODS ON JULINGTON CREEK		22	2	8%	24
LPG PULMONOLOGY-COCONUT POINT		19	5	21%	24
HEALTH MED CENTERS		24			24
MADISON COUNTY MEMORIAL HOSP		12	12	50%	24
MINUTE CLINIC DIAGNOSTIC OF VIRGINIA		19	5	21%	24
JOSEF SCHENKER MD PC		24			24
HOLIDAY MEDICAL ASSOCIATES		1	23	96%	24
MID FLORIDA PATHOLOGY LLC		23	1	4%	24
LABORATORY DYNAMICS		20	4	17%	24
BREVARD HEALTH ALLIANCE INC		23	1	4%	24
SPRINGWOOD COURT		19	5	21%	24
VILLAGES REHABILITATION AND NURSING CENTER		24			24
PRIME CARE ONE LLC/HARBORCHASE OF VENICE			24	100%	24
MAYO CLINIC JACKSONVILLE		1	23	96%	24
MINUTECLINIC, LLC #08366		19	5	21%	24
THE COMMONWEALTH OF MASSACHUSETTS			24	100%	24
CENTERPLACE HEALTH		3	21	88%	24
Clearwater Center		10	14	58%	24
JOSEPH SCHENKER MD PC DBA CENTERS URGENT		21	3	13%	24
HENNEPIN COUNTY MEDICAL CENTER (HCMC)		13	11	46%	24
Grand Villa of Clearwater		22	2	8%	24
FIRST CHOICE PEDIATRICS LOOP		22	2	8%	24
AVENTIS BIO-SERVICES CTL		24			24
SENIOR LIVING IV SUN CITY LLC		17	7	29%	24
COURTYARDS OF ORLANDO		24			24
GROWING TOGETHER PEDIATRICS, LLC		20	4	17%	24
MED PLUS FLORENCE		20	4	17%	24
THE LODGE AND REHABILITATION CENTER		9	15	63%	24
HERITAGE OAKS ASSISTED LIVING & MEMORY CARE		20	4	17%	24
HUNT CLUB PEDIATRIC ASSOCIATES LLC		19	4	17%	23
CRESTVIEW IMMEDIATE CARE LL			23	100%	23
GENETIC TECHNOLOGICAL INNOVATIONS, LLC		11	12	52%	23
PARK WEST MEDICAL CENTER		22	1	4%	23
BOCA SIMON LAB		1	22	96%	23
PALMS MEDICAL GROUP - LAKE CITY WEST		3	20	87%	23

COVID-19: testing by laboratory

Data through Mar 7, 2021 verified as of Mar 8, 2021 at 09:25 AM

Data in this report are provisional and subject to change.

The numbers in the table below represent the number of Florida and non-Florida residents for whom test results were received by the Department of Health. A person can be tested by more than one laboratory and can have both positive and negative results. **Therefore, the sum of the numbers in each column will be larger than the total number of people tested.**

Reporting lab	Inconclusive	Negative	Positive	Percent positive	Total
CORE LABORATORY		1	22	96%	23
OMEGA LABORATORIES		19	4	17%	23
Summit Medical Group Westfield Lab		20	3	13%	23
UNIV OF NORTH ALABAMA HEALTH CENTER		22	1	4%	23
THORNBURG PEDIATRICS		22	1	4%	23
WUESTHOFF MEDICAL CENTER-MELBOURNE			23	100%	23
TIFFANY LAKE CARE CENTERS INC		23			23
ADVENTHEALTH MEDICAL GROUP PULMONOLOGY		20	3	13%	23
LAKEVIEW HEALTH CARE SYSTEMS		9	14	61%	23
NEW JERSEY		22	1	4%	23
BROOKWOOD BAPTIST MEDICAL CENTER		22	1	4%	23
GRAND VILLA OF ST. PETERSBURG		21	2	9%	23
UNIVERSITY HILLS HEALTH AND REHABILITATION CENTER		18	5	22%	23
GRAND VILLA OF NEW PORT RICHEY		16	7	30%	23
FINLAY C. LABORATORY		3	20	87%	23
WOODHOUSE INC		17	6	26%	23
NOVANT HEALTH		17	6	26%	23
NOBLE SENIOR LIVING		3	20	87%	23
UF HEALTH NORTH JACKSONVILLE			23	100%	23
CARENOW - DOWNTOWN NORTH GULCH		22	1	4%	23
BIOREFERENCE LABORATORIES INC		3	20	87%	23
CHIPOLA MEDICAL ASSOCIATES		4	19	83%	23
ASSISTED LIVING OF BROWARD		23			23
CARE HERE		1	22	96%	23
EMORY BENNETT VETERANS NURSING HOME	1	22			23
SARASOTA MEMORIAL NURSING & REHABILITATION CTR		23			23
ENGLEWOOD HOSPITAL AND MEDICAL CENTER		18	5	22%	23
ISLAND COAST PEDIATRICS PA		22	1	4%	23
PALMETTO PEDIATRICS			23	100%	23
EGL GENETIC DIAGNOSTICS		1	22	96%	23
ADVENT HEALTH EXPRESS		9	13	59%	22
ADVENT HEALTH MEDICAL GROUP- FAMILY MEDICINE AT DR. PHILIPS		17	5	23%	22
STEWART MEDICAL GROUP INC			22	100%	22
EBEIDS MD PEDIATRICS		19	3	14%	22
COMMUNITY HEALTH OF SOUTH FLORIDA			22	100%	22
SANFORD PEDIATRIC ASSOCIATES, PA		20	2	9%	22
TEN HEALTHCARE		6	16	73%	22
CLEARWATER EMPLOYEE HEALTH CLINIC		7	15	68%	22
APOLLO SURGERY CENTER		20	2	9%	22
FAMILY AND AFTER HOURS CARE		22			22
DARDEN WELLNESS CENTER		19	3	14%	22
HUNT CLUB MEDICAL		15	7	32%	22
SOLE HEALTH LLC		22			22
MARATHON HEALTH FOR LIFE		19	3	14%	22
MINUTE CLINIC DIAGNOSTIC OF VIRGINIA, LLC		22			22
NAPHCARE, INC.		12	10	45%	22
MEDEXPRESS URGENT CARE - BLOOMINGTON		19	3	14%	22

COVID-19: testing by laboratory

Data through Mar 7, 2021 verified as of Mar 8, 2021 at 09:25 AM

Data in this report are provisional and subject to change.

The numbers in the table below represent the number of Florida and non-Florida residents for whom test results were received by the Department of Health. A person can be tested by more than one laboratory and can have both positive and negative results. **Therefore, the sum of the numbers in each column will be larger than the total number of people tested.**

Reporting lab	Inconclusive	Negative	Positive	Percent positive	Total
MOBILE DIVISION LABORATORY		7	15	68%	22
GLEN COVE HOSPITAL		22			22
FLORIDA HOSPITAL LABS		12	10	45%	22
BAYCARE HEALTH SYSTEMS, LLC			22	100%	22
DIACARTA INC.		22			22
OLIVE BRANCH HEALTH AND REHABILITATION CENTER			22	100%	22
DALE MEDICAL CENTER		17	5	23%	22
ADVENTHEALTH MEDICAL GROUP MULTISPECIALTY			22	100%	22
ROBERT H JENKINS JR VETERANS' DOMICILIARY HOME OF		19	3	14%	22
PULSE MEDICAL GROUP INC			22	100%	22
FORT PIERCE FAMILY CARE INC		16	6	27%	22
CVS NY409803OPOCT NEW YORK		22			22
NORTHWEST FLORIDA COMMUNITY HOSPITAL 3RD FLOOR		20	2	9%	22
FORT SANDERS REGIONAL LABORATORY		22			22
ELAN SPANISH SPRINGS		4	18	82%	22
FLORIDA PEDIATRICS		6	16	73%	22
MORNINGSIDE MANOR & VILLA ADULT CARE C		22			22
REHAB AND HEALTHCARE CENTER OF CAPE CORAL		22			22
ROCKLEDEGE REGIONAL MEDICAL CENTER		17	5	23%	22
CHARLOTTE CHD PORT CHARLOTTE		18	4	18%	22
SEAGRASS VILLAGE			22	100%	22
SHORE MEMORIAL HOSPITAL		19	3	14%	22
XPRESS URGENT CARE- PORT ST. LUCIE		4	17	81%	21
CLINICAL PATHOLOGY LABORATORIES SOUTHEAST			21	100%	21
TOTTENVILLE CIRCLE URGENT CARE		21			21
CONNECTDX		6	15	71%	21
GILCHRIST COUNTY JAIL		19	2	10%	21
BROOKDALE MANDARIN CENTRAL		7	14	67%	21
HARBOUR ISLAND PEDIATRICS		12	9	43%	21
GREEN GABLES ASSISTED LIVING FACILITY		21			21
ARDEN COURTS OF WINTER SPRINGS		18	3	14%	21
PHYSICIANS CARE		18	3	14%	21
GERALD J KIVETT MD		19	2	10%	21
VIRTUA		17	4	19%	21
MINUTECLINIC DIAGNOSTIC OF TEXAS		18	3	14%	21
MINIMALLY INVASIVE VASCULAR INC		19	2	10%	21
INTERNATIONAL MEDICAL LABORATORY INC		21			21
JOSEF SCHENKER MD PC DBA CENTERS URGENT		19	2	10%	21
ALAN SERURE MD		21			21
HIGHLANDS COUNTY FIRE RESCUE		21			21
ROCKLEDGE FAMILY HEALTH			21	100%	21
HOWARD BEACH URGENT CARE		21			21
MINUTECLINIC DIAGNOSTIC OF TN PC #378		20	1	5%	21
ROSLYN URGENT CARE		21			21
Grand Villa of Deerfield Beach		19	2	10%	21
CARESPOT		1	20	95%	21
UPMC CHAUTAUQUA AT WCA LABORATORY		20	1	5%	21

COVID-19: testing by laboratory

Data through Mar 7, 2021 verified as of Mar 8, 2021 at 09:25 AM

Data in this report are provisional and subject to change.

The numbers in the table below represent the number of Florida and non-Florida residents for whom test results were received by the Department of Health. A person can be tested by more than one laboratory and can have both positive and negative results. **Therefore, the sum of the numbers in each column will be larger than the total number of people tested.**

Reporting lab	Inconclusive	Negative	Positive	Percent positive	Total
NEWYORK-PRESBYTERIAN/ LAWRENCE HOSPITAL LABORATORY		19	2	10%	21
GRAND VILLA OF ALTAMONTE SPRINGS		14	7	33%	21
PRIMECARE OF DOTHAN-DALEVILLE CLINIC		16	5	24%	21
ST JUDE CHILDRENS RESEARCH HOSPITAL		21			21
UTAH DEPARTMENT OF HEALTH			21	100%	21
ERIC C MARSHAL MD, PC DBA MINUTECLINIC		20	1	5%	21
UAH STUDENT HEALTH CENTER		14	7	33%	21
TRIPLE O MEDICAL SERVICES INC		19	2	10%	21
JEFFERSON K-12, A SOMERSET SCHOOL- CLINIC		17	4	19%	21
TOTAL ACCESS URGENT CARE			21	100%	21
JUPITER MEDICAL CENTER			21	100%	21
TIMBERLANE LODGE ALF	1	12	7	35%	20
MORRIS PARK URGENT CARE		17	3	15%	20
HALIFAX HEALTH URGENT CARE		3	17	85%	20
GOOD SAMARITAN SOCIETY OF DAYTONA		16	4	20%	20
HENDRY REGIONAL CORPORATE HEALTH			20	100%	20
MINUTECLINIC DIAGNOSTIC OF PENNSYLVANI		19	1	5%	20
LAKE WORTH MANOR		19	1	5%	20
FLORENCE J HUNT STUDENT WELLNESS CENTER - HEALTH SERVICES (ABBOTT)		20			20
MINUTE CLINIC DIAGNOSTIC OF NEW JERSEY		19	1	5%	20
VIERA FAMILY MEDICINE AND WELLNESS		16	4	20%	20
MINUTECLINIC, LLC, DBA MINUTECLINIC #2544		19	1	5%	20
WINTER PARK FAMILY PRACTICE LLC		17	3	15%	20
BAY PEDIATRICS PA		18	2	10%	20
SHERMAN-ABRAMS LABORATORY INC		17	3	15%	20
NEW YORK METHODIST HOSPITAL		16	4	20%	20
CONSOLIDATED LAB SERVICES		10	10	50%	20
REDITUS LABORATORIES			20	100%	20
SOUTH NASSAU COMMUNITIES HOSPITAL		16	4	20%	20
STEINHATCHEE DRUGS		16	4	20%	20
ORLANDO FAMILY MEDICINE		7	13	65%	20
PEDIATRIC ASSOCIATES PA		17	3	15%	20
MARQUES PEDIATRICS			20	100%	20
GRAND VILLA OF PINELLAS PARK		18	2	10%	20
MEDICAL EXPRESS CORP		18	2	10%	20
CL BRUMBACK PRIMARY CARE CLINIC LANTANA		2	18	90%	20
WELLMED AT PLANT CITY		10	10	50%	20
BAYFRONT HMA CONVENIENT CARE, LLC		2	18	90%	20
TENNESSEE DEPARTMENT OF HEALTH		15	5	25%	20
JUST FOR KIDS PEDIATRICS		5	15	75%	20
PONCE PLAZA NURSING & REHAB CENTER		4	16	80%	20
SOUTH CAROLINA DEPARTMENT OF HEALTH			20	100%	20
ESTATES MEDICAL CENTER		12	8	40%	20
PROFESSIONAL PARK PEDIATRICS PA			20	100%	20
CARESPOT OF NOCATEE		1	19	95%	20
ADIRONDACK MEDICAL CENTER		20			20
LEE COMMUNITY HEALTHCARE - LEHIGH		19	1	5%	20

COVID-19: testing by laboratory

Data through Mar 7, 2021 verified as of Mar 8, 2021 at 09:25 AM

Data in this report are provisional and subject to change.

The numbers in the table below represent the number of Florida and non-Florida residents for whom test results were received by the Department of Health. A person can be tested by more than one laboratory and can have both positive and negative results. **Therefore, the sum of the numbers in each column will be larger than the total number of people tested.**

Reporting lab	Inconclusive	Negative	Positive	Percent positive	Total
HEALTHY MINORS, LLC.		20			20
FLUSHING HOSPITAL MEDICAL CENTER		16	4	20%	20
TGH MEDICAL GROUP LABORATORY CARROLLWOOD			20	100%	20
COOPER HEALTHCARE		20			20
PBSO WEST PALM FAMILY PRACTICE		1	19	95%	20
WINSHIPS PHARMACY INC		20			20
BETHESDA HEALTH PHYSICIAN GROUP INC			20	100%	20
ODYSSEY HEALTHCARE OF MARION COUNTY, LLC		19	1	5%	20
BEST MEDICAL CENTER		11	9	45%	20
ST VINCENT'S EAST		18	2	10%	20
POINT OF CARE CLINICS PRIMARY CARE		20			20
FLORIDA HOSPITAL WINTER GARDEN		15	4	21%	19
SUMMERGATE PHARMACY		17	2	11%	19
GUARDANT HEALTH		14	5	26%	19
MICHELLE S PAGE MD PA		18	1	5%	19
Wesley Place on Honeysuckle		17	2	11%	19
WELLMED AT LAKE COPELAND		13	6	32%	19
WILLAMETTE VALLEY TOXICOLOGY LLC		17	2	11%	19
MCWHORTER SCHOOL OF PHARMACY		19			19
BARTON FAMILY PRACTICE		8	11	58%	19
LAB INTERMARKET FACILITY LAB		1	18	95%	19
ROYAL PALM MEDICAL GROUP, INC		19			19
MED HEALTH SERVICES		18	1	5%	19
DOCTORS MEDICAL CENTER OF WALTON COUNTY CLINIC			19	100%	19
MONROE COUNTY DETENTION CENTER			19	100%	19
INTEGRATED REGIONAL LABORATORIES - LARGO			19	100%	19
CLERMONT ADVENTHEALTH CENTRA CARE		1	18	95%	19
NEW YORK PRESBYTERIAN - ALLEN HOSPITAL		19			19
BAYVIEW MEDICAL		19			19
ESOTERIX GENETIC LABORATORIES		16	3	16%	19
ADEPT INPATIENT MEDICAL SERVICES PC		19			19
REGENCY SQUARE MALL - SEARS		3	16	84%	19
SONATA BOYNTON BEACH		17	2	11%	19
GENTIVA HEALTH SERVICES		17	2	11%	19
NO NAME		8	11	58%	19
ASURANCE SCIENTIFIC LABORATORIES		19			19
LOVING CARE OF THE TREASURE COAST LLC	1	13	5	26%	19
VANDERBILT UNIVERSITY MEDICAL CENTER		16	3	16%	19
NANO HEALTH ASSOCIATES LLC		19			19
COASTAL FAMILY PRACTICE		11	8	42%	19
JACKSON NORTH MEDICAL CENTER		2	17	89%	19
ADVANCED URGENT CARE CENTER		7	12	63%	19
OCEAN REEF MEDICAL CENTER, LLC			19	100%	19
OHIO CVS STORES, LLC DBA		17	2	11%	19
BRIDGEWAY HEALTH CLINICS INC			19	100%	19
OCALA OAKS REHABILITATION CENTER		13	6	32%	19
STONE WASH CLINICAL LABORATORIES		2	17	89%	19

COVID-19: testing by laboratory

Data through Mar 7, 2021 verified as of Mar 8, 2021 at 09:25 AM

Data in this report are provisional and subject to change.

The numbers in the table below represent the number of Florida and non-Florida residents for whom test results were received by the Department of Health. A person can be tested by more than one laboratory and can have both positive and negative results. **Therefore, the sum of the numbers in each column will be larger than the total number of people tested.**

Reporting lab	Inconclusive	Negative	Positive	Percent positive	Total
CENTRAL FLORIDA PEDIATRIC URGENT CARE LLC		17	2	11%	19
GRAND VILLA OF ORMOND BEACH		16	3	16%	19
ALL PEDIATRIC CARE			19	100%	19
GRACE WELLNESS CENTER		8	11	58%	19
SEVEN RIVERS REGIONAL MEDICAL CENTER		5	14	74%	19
FLORIDA COMMUNITY HEALTH CENTER OF ST. LUCIE		1	18	95%	19
Sovereign Laboratory Services, LLC		17	2	11%	19
TEXAS DEPARTMENT OF STATE HEALTH SERVICES		3	16	84%	19
ANYLABTESTNOW		6	13	68%	19
MINUTECLINIC DIAGNOSTICS MEDICAL GROUP		18	1	5%	19
ST. JUDES LABORATORIES		12	6	33%	18
MINUTECLINIC DIAGNOSTIC PA		16	2	11%	18
MULBERRY'S MOBILE PROVIDER SERVICES LLC		4	14	78%	18
HARLEM HOSPITAL CENTER		17	1	6%	18
ENCOMPASS HEALTH REHABILITATION HOSPITAL OF SARASOTA		18			18
COMMUNITY HOME HEALTH CARE		18			18
TRINITY MEDICAL ASSOCIATES LLC			18	100%	18
BOZEMAN HEALTH DEACONESS HOSPITAL		13	5	28%	18
OCEANSIDE URGENT CARE		18			18
PM PEDIATRICS		17	1	6%	18
XPRESS WELLNESS URGENT CARE			18	100%	18
MADISON CORE LABORATORIES		17	1	6%	18
KINDRED HOSPITAL OCALA		15	3	17%	18
ADVENT HEALTH - KISSIMMEE		6	12	67%	18
MINUTECLINIC, LLC, DBA MINUTECLINIC #5		15	3	17%	18
MARION COUNTY HEALTH DEPARTMENT		17	1	6%	18
MEDI STATION			18	100%	18
WINDSOR WOODS REHAB & HEALTHCARE CTR		17	1	6%	18
UM MILLER SCHOOL OF MEDICINE			18	100%	18
CRANES VIEW LODGE			18	100%	18
DEPT OF VA MEDICAL CENTER - BAY PINES			18	100%	18
CAREHERE- LCS LEESBURG			18	100%	18
BAYLOR GENETICS		6	12	67%	18
HARTFORD HOSPITAL ANCILLARY LAB		17	1	6%	18
BAYCARE MEDICAL GROUP INC			18	100%	18
OSCEOLA ALF OPERATOR, LLC DBA		18			18
Z UROLOGY		18			18
LEE MEMORIAL HEALTH SYSTEM		15	3	17%	18
MOORINGS PARK OAKSTONE AT GREY OAKS		17	1	6%	18
CABOT RESERVE ON THE GREEN		18			18
49D2045214PHYSICIAN OFFICE WAIVER MED EXPRESS URGENT CARE - HARRISONBU		9	9	50%	18
MINUTECLINIC DIAGNOSTIC OF NORTH CAROLINA PC		15	3	17%	18
COMMONWEALTH OF MASSACHUSETTS			18	100%	18
TPCA CLINICAL LABORATORIES		15	3	17%	18
MINUTECLINIC #8699		14	4	22%	18
ACCESS HEALTH CARE PHYSICIANS LLC		6	12	67%	18
BLOCK NATION CHASE		12	6	33%	18

COVID-19: testing by laboratory

Data through Mar 7, 2021 verified as of Mar 8, 2021 at 09:25 AM

Data in this report are provisional and subject to change.

The numbers in the table below represent the number of Florida and non-Florida residents for whom test results were received by the Department of Health. A person can be tested by more than one laboratory and can have both positive and negative results. **Therefore, the sum of the numbers in each column will be larger than the total number of people tested.**

Reporting lab	Inconclusive	Negative	Positive	Percent positive	Total
MINUTECLINIC DIAGNOSTIC OF RHODE ISLAND, LLC #590		17	1	6%	18
PALM BAY FAMILY PRACTICE		4	14	78%	18
TOTAL RENAL LABORATORIES INC		13	5	28%	18
WALGREEN EASTERN CO, INC		18			18
1 TOUCH TOTALCARE SOLUTIONS		17	1	6%	18
DIXIE COUNTY HEALTH DEPARTMENT		11	7	39%	18
BASSETTI & ASSOCIATES, MD, PA			18	100%	18
ASCENSION ST VINCENT'S PRIMARY CARE		1	17	94%	18
FAMILY CARE CYPRESS CREEK		1	17	94%	18
GENERAL INTERNAL MEDICINE MEDICAL CTR CLINIC		13	5	28%	18
ST ELIZABETH MEDICAL CENTER LABORATORY		17	1	6%	18
MINUTECLINIC DIAGNOSTIC OF ILLINOIS L		15	3	17%	18
HELIX DIAGNOSTICS			18	100%	18
AURORA DIAGNOSTICS		6	12	67%	18
GLEN OAKS URGENT CARE		17	1	6%	18
THE CANOPY AT HARPER LAKE	1		16	94%	17
COLLEGE POINT URGENT CARE		15	2	12%	17
STATCARE URGENT & WALK IN MEDICAL CARE		15	2	12%	17
INN AT LAKE SEMINOLE SQUARE, THE		17			17
AUBURN COMMUNITY HOSPITAL		15	2	12%	17
CARESPOT EXPRESS HEALTHCARE			17	100%	17
RESOLVE MOLECULAR DIAGNOSTICS		13	4	24%	17
HEALTHCARE NOW			17	100%	17
PARRISH HEALTH CENTER		14	3	18%	17
PRIMARY CARE WALK IN CLINIC PLLC			17	100%	17
SHELBY BAPTIST MEDICAL CENTER		12	5	29%	17
PRATTVILLE BAPTIST HOSPITAL		13	4	24%	17
Floral Health and Rehabilitation, LLC		16	1	6%	17
ROSS MEDICAL GROUP			17	100%	17
ST CATHERINE OF SIENA HOSPITAL		15	2	12%	17
WELLINGTON FAMILY PRACTICE		13	4	24%	17
URGENT CARE AT LONGWOOD			17	100%	17
UNIVERSITY OF ALABAMA - FUNGAL REFERENCE LABORATORY		12	5	29%	17
COAST MED URGENT CARE		16	1	6%	17
BROOKDALE CROWN POINT			17	100%	17
UVMHC MICROBIOLOGY		16	1	6%	17
LABCORP		8	9	53%	17
MASSACHUSETTS GENERAL HOSPITAL		1	16	94%	17
MARCO DRUGS AND COMPOUNDING		13	4	24%	17
JESSIE TRICE COMMUNITY HEALTH SYSTEM, INC		1	16	94%	17
LEE MEMORIAL HEALTH SYSTEM D/B/A LEE COMMUNITY		15	2	12%	17
FORT WALTON BEACH DEVELOPMENTAL CENTER		16	1	6%	17
A LILIKO'I PHARMACY LLC		16	1	6%	17
Citymd Of Lacey		15	2	12%	17
BROOKDALE ST AUGUSTINE			17	100%	17
BAY BREEZE HEALTH AND REHABILITATION CENTER		9	8	47%	17
BAY COUNTY HEALTH DEPARTMENT		13	4	24%	17

COVID-19: testing by laboratory

Data through Mar 7, 2021 verified as of Mar 8, 2021 at 09:25 AM

Data in this report are provisional and subject to change.

The numbers in the table below represent the number of Florida and non-Florida residents for whom test results were received by the Department of Health. A person can be tested by more than one laboratory and can have both positive and negative results. **Therefore, the sum of the numbers in each column will be larger than the total number of people tested.**

Reporting lab	Inconclusive	Negative	Positive	Percent positive	Total
YUSRA MEDICAL ASSOCIATES PA		14	3	18%	17
CAREATC INC BRANDON	1	15	1	6%	17
TENDER CARE ALF		17			17
GENETIC TECHNOLOGICAL INNOVATIONS			17	100%	17
URGENT CARE WEST CLINIC		14	3	18%	17
PRIMARY CARE MEDICINE	1	13	3	18%	17
URGENT TEAM		14	3	18%	17
LAKELAND HILLS CENTER		10	7	41%	17
ROBERT WOOD JOHNSON UNIVERSITY HOSP		15	2	12%	17
DIEGO FALLON MD PA		6	11	65%	17
BAPTIST MEMORIAL HEALTH CARE		15	2	12%	17
DOCTORS CENTER PA,THE		16	1	6%	17
VALLEY IMMEDIATE CARE		15	2	12%	17
MD PLUS URGENT CARE, LLC			17	100%	17
TANVIR H SHAGAR NP		14	3	18%	17
NEWPATH DIAGNOSTICS		11	6	35%	17
CARENOW URGENT CARE-BRENTWOOD		11	6	35%	17
ALBIBI		1	16	94%	17
THE PALMS PHARMACY, INC		16	1	6%	17
GRAND VILLA OF ENGLEWOOD		12	4	25%	16
ST JOSEPH HOSPITAL		15	1	6%	16
PANAMA CITY VITAS HOSPICE		16			16
STATEN ISLAND UNIVERSITY HOSPITAL		15	1	6%	16
BONIFAY NURSING AND REHABILITATION CENTER			16	100%	16
JOSEPH MIGNOGNA		13	3	19%	16
MINUTECLINIC DIAGNOSTIC OF MICHIGAN PC		15	1	6%	16
CLEVELAND CLINIC FLORIDA		1	15	94%	16
PEACHTREE IMMEDIATE CARE			16	100%	16
CVS NC3516POCT WINSTON SALEM		14	2	13%	16
Casa Mora Rehabilitation & Extended Care		16			16
MILLENNIUM PHYSICIAN GRP LLC NAPLES PINE RIDGE			16	100%	16
SRMC AVALON		9	7	44%	16
CRUCIAL CARE		10	6	38%	16
HEALTH CENTRAL HOSPITAL			16	100%	16
NOVANT HEALTH GOHEALTH URGENT CARE-HARRISBURG		8	8	50%	16
MINUTECLINIC DIAGNOSTIC OF TN PC #6435		14	2	13%	16
MEDEXPRESS URGENT CARE, MOON TOWNSHIP		15	1	6%	16
THE MEDICAL GROUP OF SOUTH FLORIDA INC		14	2	13%	16
Life Care Center of Citrus County		15	1	6%	16
MEDEXPRESS URGENT CARE LEWISBURG		15	1	6%	16
ALL FLORIDA FAMILY & SPORTS MEDICINE		15	1	6%	16
CARE CENTERS OF NASSAU LLC MINER ROAD NORTH		16			16
SOMA MEDICAL CENTER PA			16	100%	16
XERA MED RESEARCH			16	100%	16
SOMA MEDICAL CENTER # 4		2	14	88%	16
FAST TRACK URGENT CARE CENTER - TYRONE			16	100%	16
REGENEXX TAMPA BAY		14	2	13%	16

COVID-19: testing by laboratory

Data through Mar 7, 2021 verified as of Mar 8, 2021 at 09:25 AM

Data in this report are provisional and subject to change.

The numbers in the table below represent the number of Florida and non-Florida residents for whom test results were received by the Department of Health. A person can be tested by more than one laboratory and can have both positive and negative results. **Therefore, the sum of the numbers in each column will be larger than the total number of people tested.**

Reporting lab	Inconclusive	Negative	Positive	Percent positive	Total
MEDICINE AT LONGWOOD		16			16
CALLAWAY CLINIC		11	5	31%	16
MAITLAND PRIMARY CARE		9	7	44%	16
HODGES CLUSTER		2	14	88%	16
NORTHWEST FLORIDA ENT, PA		5	11	69%	16
MINUTECLINIC MINUTECLINIC #8746		15	1	6%	16
OKEECHOBEE HEALTHCARE FACILITY			16	100%	16
REOPEN DIAGNOSTICS			16	100%	16
ST AUGUSTINE PLANTATION		1	15	94%	16
URGENT CARE CLINIC OF LINCOLN		14	2	13%	16
PRO HEALTH FAMILY PHYSICIANS, NYSTROM		16			16
PROMEDICA LABORATORIES		11	5	31%	16
ENCOMPASS HOME HEALTH OF THE SOUTHEAST LLC		16			16
STAT MEDICAL CLINIC III INC		10	6	38%	16
AURORA UNIVERSITY WELLNESS CENTER		16			16
INTERNAL MEDICINE ASSOCIATES & SPECIALTIES INC		15	1	6%	16
ADVENT HEALTH - ZEPHYRHILLS			16	100%	16
CARLOS F FUSTER MD PA		16			16
UNIVERSITY LAB			16	100%	16
NORTHWEST FLORIDA SLEEP		1	15	94%	16
MIDNIGHT MEDICINE			16	100%	16
HOPE HEALTHCARE		16			16
LAKEWOOD RANCH MEDICAL CENTER CLINICAL LAB			16	100%	16
MIRIMUS INC		1	15	94%	16
JS HEALTHCARE INC		16			16
CLEVELAND CLINIC			16	100%	16
CVS MINUTE CLINIC DIAGNOSTIC OF TEXAS LLC		12	4	25%	16
ELTINGVILLE CIRCLE URGENT CARE		15	1	6%	16
MI CASA DORADA ASSISTED LIVING FACILIT		16			16
STARLING AT NOCATEE			16	100%	16
Lab MSMC Hialeah			16	100%	16
MORTON PLANT MEASE			16	100%	16
BVL PEDIATRICS		14	2	13%	16
UNAVAILABLE/UNKNOWN/NO INFORMATION FOUND			15	100%	15
FAMILY CARE			15	100%	15
PATHLINE			15	100%	15
BAPTIST MEDICAL GRP URGENT CARE & OCC HEALTH AIRPO		15			15
MEDLAB ASSOCIATES LLC		15			15
HOLLEY-NAVARRE MEDICAL CLINIC		5	10	67%	15
BAPTIST MEDICAL CENTER EAST		11	4	27%	15
ORLANDO HEALTH		2	13	87%	15
EASTLAKE PEDIATRICS - TRINITY		15			15
FLORIDA DEPARTMENT OF HEALTH IN HILLSBOROUGH COUNTY		1	14	93%	15
MEDEXPRESS URGENT CARE - TIMBERLAKE		14	1	7%	15
ST VINCENTS AMBULATORY CARE INC DBA		12	3	20%	15
FLORIDA MEDICAL CLINIC - MULTI SPECIALTY CAMPUS		4	11	73%	15
ENCOMPASS HEALTH REHABILITATION HOSPITAL OF PANAMA CITY		10	5	33%	15

COVID-19: testing by laboratory

Data through Mar 7, 2021 verified as of Mar 8, 2021 at 09:25 AM

Data in this report are provisional and subject to change.

The numbers in the table below represent the number of Florida and non-Florida residents for whom test results were received by the Department of Health. A person can be tested by more than one laboratory and can have both positive and negative results. **Therefore, the sum of the numbers in each column will be larger than the total number of people tested.**

Reporting lab	Inconclusive	Negative	Positive	Percent positive	Total
FAMILY CARE CENTER OF ARLINGTON		10	5	33%	15
MILTON 4707		15			15
NOVALIFE MEDSPA			15	100%	15
HUDSON VALLEY HOSPITAL CENTER LABORATORY		14	1	7%	15
EAR NOSE & THROAT ASSOCIATES OF MANATEE PA		15			15
EXPRESS FAMILY CARE LLC			15	100%	15
MC DIAGNOSTIC OF CONNECTICUT, PC #775		14	1	7%	15
CARE NOW, INC		11	4	27%	15
LAKE HOWARD HEIGHTS	1	12	2	13%	15
URGENT CARE USA LLC		1	14	93%	15
MEDEXPRESS URGENT CARE - ROBINSON TWP, STEUBENVILLE PIKE		13	2	13%	15
UNIVERSITY OF MIAMI MILLER SCHOOL			15	100%	15
MEADOWCREST MOLECULAR DIAGNOSTICS, LLC			15	100%	15
BAYCARE MEDICAL GROUP INC			15	100%	15
BESSENT ROAD GROUP HOME		15			15
FORT HAMILTON URGENT CARE		15			15
SINAI HOSPITAL OF BALTIMORE		15			15
ST ANTHONY'S HOSP PATIENT CARE SERVICE			15	100%	15
PALM BEACH GARDENS MEDICAL CENTER			15	100%	15
Astoria Health and Rehab		15			15
TELEVISIT MALABAR PEDIATRICS		5	10	67%	15
WALK IN URGENT CARE			15	100%	15
OAKMONTE VILLAGE OF DAVIE			15	100%	15
EXPRESS CARE OF TAMPA BAY LLC		2	13	87%	15
CUSTEAD CARE CENTER HAVEN HOSPICE		12	3	20%	15
AJU GEORGE MD PA			15	100%	15
BLOUNT MEMORIAL HOSPITAL		13	2	13%	15
DIATHERIX		13	2	13%	15
TMH FSU RAPID LABORATORY		2	13	87%	15
CLINIC OF PEDIATRICS & GI MEDICINE INC		1	14	93%	15
COMMUNITY HEALTH OF SOUTH FLORIDA INC			15	100%	15
LABORATORY MEDICINE CONSULTANTS-LMC PA		13	2	13%	15
FG RAPID RESULTS LLC		8	6	43%	14
ESTATES MEDICAL CENTER INC		4	10	71%	14
TREASURE COAST URGENT CARE			14	100%	14
SARASOTA - ROBERT L TAYLOR COMMUNITY CENTER		1	13	93%	14
CITY OF OCALA EMPLOYEE HEALTH AND WELLNESS CENTER		11	3	21%	14
BAPTIST PEDIATRICS		11	3	21%	14
OPTIMAL CARE PEDIATRICS			14	100%	14
INDIANA STATE DEPARTMENT OF HEALTH		1	13	93%	14
TALLAHASSEE PRIMARY CARE ASSOCIATES PA		12	2	14%	14
MELBOURNE FAMILY PRACTICE		12	2	14%	14
SOUTHEASTERN UNIVERSITY INC		14			14
ADVENTHEALTH MEDICAL GROUP		10	4	29%	14
MIAMI BEACH MEDICAL GROUP LLC			14	100%	14
Terrace of Jacksonville			14	100%	14
NORTHWESTERN MEMORIAL HOSPITAL			14	100%	14

COVID-19: testing by laboratory

Data through Mar 7, 2021 verified as of Mar 8, 2021 at 09:25 AM

Data in this report are provisional and subject to change.

The numbers in the table below represent the number of Florida and non-Florida residents for whom test results were received by the Department of Health. A person can be tested by more than one laboratory and can have both positive and negative results. **Therefore, the sum of the numbers in each column will be larger than the total number of people tested.**

Reporting lab	Inconclusive	Negative	Positive	Percent positive	Total
The Evangelical Lutheran Good Samaritan Society		14			14
UC HEALTH UNIVERSITY HOSPITAL		11	3	21%	14
METROPOLITAN CHARITIES INC		13	1	7%	14
ST VINCENT'S URGENT CARE		11	3	21%	14
GRAND VILLA OF BOYNTON BEACH		13	1	7%	14
PARROTT MEDICAL CLINIC			14	100%	14
OPIS ISLAND LAKE CENTER		13	1	7%	14
ADVANCED HEALTHCARE ASSOCIATES		14			14
ADVENT HEALTH - WINTER HAVEN		7	7	50%	14
DAVITA DIALYSIS		4	10	71%	14
Belleair Healthcare Center		8	6	43%	14
RIVERSIDE COTTAGES AT THE SHORES, LLC			14	100%	14
BAYFRONT MEDICAL			14	100%	14
STEWART MELBOURNE HOSPITAL, INC	1		13	93%	14
PRIMARY CARE SPECIALISTS OF ORLANDO LLC		11	3	21%	14
FLORIDA MEDICAL CLINIC IM MLK		9	5	36%	14
POLK CHD BARTOW		13	1	7%	14
MINUTECLINIC DIAGNOSTIC OF NORTH		13	1	7%	14
TNC WALK IN CLINIC		10	4	29%	14
HEALTH MED HOME CARE, LLC		14			14
EPIPHANY HEALTH		8	6	43%	14
SIGMUND LABS LLC		14			14
INFINITY BIOLOGIX LLC OAKDALE		13	1	7%	14
ST CLOUD MEDICAL GROUP		12	2	14%	14
PULSE & REMEDY LLC			14	100%	14
MINUTECLINIC, LLC #4230		11	3	21%	14
HEALTHFIRST ADVENT HEALTH CENTRA CARE COCOA BEACH			14	100%	14
EDWARD S BENNETT MD PLLC		14			14
SOUTHEASTERN LABORATORY			14	100%	14
LEE PHYSICIAN GROUP		13	1	7%	14
MEDEMERGE		13	1	7%	14
BOCA SIMON		2	12	86%	14
IONA COLLEGE HEALTH & WELLNESS CENTER		14			14
ALAN L MELOTEK MD		14			14
ALASKA PUBLIC HEALTH LAB		1	13	93%	14
MINUTECLINIC DIAGNOSTIC OF TN, PC 374		10	4	29%	14
MONTEFIORE ST LUKE'S CORNWALL HOSPITAL		10	4	29%	14
MINUTECLINIC DIAGNOSTIC OF TN PC #566		12	2	14%	14
OPTIONS FOR SENIORS INC DBA PALM KREST MANOR		12	2	14%	14
MINUTECLINIC DIAGNOSTIC OF LOUISIANA,		13	1	7%	14
PPD - IXLAYER		12	1	8%	13
HUNTINGTON URGENT CARE		12	1	8%	13
WACO HHSSURGEWACO	1	11	1	8%	13
MAINSTREET FAMILY SELECT		1	12	92%	13
MONTEFIORE MEDICAL CENTER LABORATORIES - WEILER		9	4	31%	13
HARBOR CHASE OF JACKSONVILLE			13	100%	13
MC DIAGNOSTIC OF CONNECTICUT, PC #1960		13			13

COVID-19: testing by laboratory

Data through Mar 7, 2021 verified as of Mar 8, 2021 at 09:25 AM

Data in this report are provisional and subject to change.

The numbers in the table below represent the number of Florida and non-Florida residents for whom test results were received by the Department of Health. A person can be tested by more than one laboratory and can have both positive and negative results. **Therefore, the sum of the numbers in each column will be larger than the total number of people tested.**

Reporting lab	Inconclusive	Negative	Positive	Percent positive	Total
FAMILY MEDICINE OF WESTON LLC		5	8	62%	13
KIDSWOOD PEDIATRICS CORP		5	8	62%	13
BROOKDALE DELAND			13	100%	13
LUCID DIAGNOSTICS LABS			13	100%	13
ROCKLEDGE		3	10	77%	13
BELLEVUE HOSPITAL CENTER DEPARTMENT		13			13
Sunnyside Care Center		13			13
CITY OF CLEARWATER EMPLOYEE HEALTH CENTER		4	9	69%	13
SOUTHEAST FAMILY HEALTHCARE CENTER			13	100%	13
GREENSBORO PATHOLOGY LLC		13			13
VRL EUROFINs - HAWAII		13			13
MIAMI BEACH MEDICAL GROUP			13	100%	13
VILLA OF KINGS AND QUEENS OF DELRAY		13			13
HORIZON MEDICAL GROUP		11	2	15%	13
CLINICAL LABORATORY SERVICES			13	100%	13
AVALON MEDICAL WALK IN CLINIC			13	100%	13
COVANCE CENTRAL LABORATORY			13	100%	13
ORCHID COVE		3	10	77%	13
IN-OFFICE LAB		12	1	8%	13
DYNAMIC DNA LAB		1	12	92%	13
SARNO FAMILY PRACTICE		1	12	92%	13
VALDOSTA FAMILY MEDICINE		1	12	92%	13
FLORIDA STATE HOSPITAL			13	100%	13
ORANGE REGIONAL MEDICAL CENTER LABORATORY		10	3	23%	13
SHELBY COUNTY HEALTH CARE CORPORATION		10	3	23%	13
UNIVERSITY HOSPITAL UC HEALTH		9	4	31%	13
CVS NC7047POCT DURHAM		13			13
BIG BEND HOSPICE INC		13			13
LIFE'S SPECIAL MOMENTS INC		13			13
PASSPORT HEALTH OF TAMPA BAY		13			13
KIMBERLY J HENDERSON MD PC		12	1	8%	13
ESCAMBIA COMMUNITY CLINIC		2	11	85%	13
MED TECH SERVICES OF PALM BEACH INC		13			13
WORLD WRESTLING ENTERTAINMENT			13	100%	13
MEDEXPRESS URGENT CARE - SEMINOLE SQUA		11	2	15%	13
CORNER OAK ESTATE LLC		13			13
BAYA URGENT CARE LLC		1	12	92%	13
DESOTO HEALTH AND REHAB LLC		8	5	38%	13
PROHEALTH CARE ASSOCIATES MOBILE		10	3	23%	13
CAREATC			13	100%	13
TLC FAMILY CARE HOME INC		13			13
GLENBROOKE AT PALM BAY			13	100%	13
BRYAN WHITFIELD MEMORIAL HOSPITAL		8	5	38%	13
Hackensack Umc Mountainside		12	1	8%	13
CORAL LANDING ASSISTED LIVING		11	2	15%	13
EAR NOSE AND THROAT ASSOCIATES OF MANATEE, P.A.		10	3	23%	13
PARKWEST MEDICAL CENTER		11	2	15%	13

COVID-19: testing by laboratory

Data through Mar 7, 2021 verified as of Mar 8, 2021 at 09:25 AM

Data in this report are provisional and subject to change.

The numbers in the table below represent the number of Florida and non-Florida residents for whom test results were received by the Department of Health. A person can be tested by more than one laboratory and can have both positive and negative results. **Therefore, the sum of the numbers in each column will be larger than the total number of people tested.**

Reporting lab	Inconclusive	Negative	Positive	Percent positive	Total
PHELPS HOSPITAL LABORATORY		11	2	15%	13
ARNOT OGDEN MEDICAL CENTER LABORATORY		13			13
PREMIER LABORATORY SERVICES, LLC		5	8	62%	13
BROOKLYN HOSPITAL CENTER DOWNTOWN CAMPUS		13			13
LONG ISLAND JEWISH VALLEY STREAM		12	1	8%	13
INTERMOUNTAIN CENTRAL LAB		1	12	92%	13
MINUTECLINIC DIAGNOSTIC OF TN, PC 6438		11	2	15%	13
Grand Villa of Dunedin		7	6	46%	13
CROSS CARE CENTER			13	100%	13
COMPREHENSIVE CHILDCARE ASSOCIATES		8	5	38%	13
Lady Lake Specialty Care			12	100%	12
MULBERRY CARE CENTER		7	5	42%	12
CVS TN5639POCT FARRAGUT		10	2	17%	12
THE VILLAGES HEALTH		7	5	42%	12
APPLE DIAGNOSTICS LAB		5	7	58%	12
MINUTECLINIC DIAGNOSTIC OF TN, PC 4992		12			12
NORTHERN WESTCHESTER HOSPITAL LABORATORY		10	2	17%	12
FLORIDA DEPARTMENT OF HEALTH WASHINGTON COUNTY		7	5	42%	12
GLEN OAKS HEALTH AND REHABILITATION CENTER			12	100%	12
GADSDEN REGIONAL MEDICAL CENTER		12			12
CARENOW URGENT CARE-WEST END		7	5	42%	12
SURGERY CENTER OF CORAL GABLES LLC,THE		10	2	17%	12
ADVENTHEALTH MEDICAL GROUP PEDIATRICS AT		2	10	83%	12
SENIOR HOME CARE INC		12			12
AVENTURA HOSPITAL AND MEDICAL CENTER			12	100%	12
DEPARTMENT OF PUBLIC HEALTH		12			12
MORTON PLANT NORTH BAY HOSPITAL			12	100%	12
FAMILY MEDICINE AT LONGWOOD			12	100%	12
MERCY MEDICAL CENTER		5	7	58%	12
WALGREEN		4	8	67%	12
MC DIAGNOSTIC OF CONNECTICUT PC #459		12			12
ADVENTHEALTH MEDICAL GROUP CARE CLINIC AT		8	4	33%	12
STATCARE URGENT AND WALK-IN MEDICAL CA		11	1	8%	12
PANCARE HEALTH - WEWA ELEMENTARY			12	100%	12
HAVEN HOSPICE			12	100%	12
MED LABS DIAGNOSTICS		7	5	42%	12
WELLMED AT PORT ST LUCIE WEST		8	4	33%	12
MINUTECLINIC DIAGNOSTIC OF TN PC #320		11	1	8%	12
BROOKDALE CITRUS			12	100%	12
OHIO STATE UNIVERSITY MEDICAL CENTER			12	100%	12
TMH PHYSICIAN PARTNERS - MONTICELLO		10	2	17%	12
GRAND VILLA OF LARGO		10	2	17%	12
SAMARITAN MEDICAL CENTER		12			12
LEON CHD		12			12
NAPHCARE INC		9	3	25%	12
BERGEN NEW BRIDGE M		11	1	8%	12
MIRACLE ALF INC		12			12

COVID-19: testing by laboratory

Data through Mar 7, 2021 verified as of Mar 8, 2021 at 09:25 AM

Data in this report are provisional and subject to change.

The numbers in the table below represent the number of Florida and non-Florida residents for whom test results were received by the Department of Health. A person can be tested by more than one laboratory and can have both positive and negative results. **Therefore, the sum of the numbers in each column will be larger than the total number of people tested.**

Reporting lab	Inconclusive	Negative	Positive	Percent positive	Total
COLLIER COUNTY HEALTH DEPT.		7	5	42%	12
MEDEXPRESS URGENT CARE - LAFAYETTE		11	1	8%	12
LAB UNKNOWN		1	11	92%	12
FLORIDA DEPT OF HEALTH		4	8	67%	12
LIFE CARE OF PORT SAINT LUCIE		3	9	75%	12
PT&J REHAB - VILLAGE OF ROYAL PALM BEACH		12			12
BAPTIST HEALTH			12	100%	12
BROWARD DIALYSIS			12	100%	12
ACADIAN DIAGNOSTIC LABORATORIES		8	4	33%	12
ST PETER'S UNIVERSITY HOSPITAL		9	3	25%	12
MINUTE CLINIC		1	11	92%	12
YORKVILLE PEDIATRIC URGENT CARE		12			12
FHCP-PORT ORANGE		3	9	75%	12
METHODIST MEDICAL CENTER		9	3	25%	12
SOMA MEDICAL CENTER, P.A.			12	100%	12
CVS MINUTE CLINIC DIAGNOSTIC OF TN #6044		10	2	17%	12
ORMOND MEDICAL ARTS		3	9	75%	12
VERITAS RESEARCH CORP			12	100%	12
WOODLAND TOWERS		6	6	50%	12
OCCUPATIONAL HEALTH CENTERS OF THE SOUTHWEST PA		11	1	8%	12
PRIMECARE AT PORT ORANGE			12	100%	12
GNT ASSOCIATES		11	1	8%	12
INNOVATIVE RESEARCH OF WEST FLORIDA		9	3	25%	12
LPG PRIMARY CARE AT PINE ISLAND		10	2	17%	12
CVS MINUTE CLINIC, LLC		10	2	17%	12
SUMMIT ATLANTIC SURGERY CENTER		12			12
RUSSELL MEDICAL CENTER		11	1	8%	12
NATIONAL GENETICS INST LABCORP		4	8	67%	12
CVS MINUTE CLINIC DIAGNOSTIC OF WISCONSIN		12			12
FLORIDA PRESBYTERIAN HOMES INC		11	1	8%	12
SIGNATURE HEALTHCARE OF MIDDLEBURG		12			12
CARE FAST MURABELLA		7	5	42%	12
SUWANNEE COUNTY JAIL		11	1	8%	12
MEDEXPRESS URGENT CARE - MONROE		12			12
NAPLES GREEN VILLAGE		12			12
BAPTIST PRIMARY CARE PONTE VEDRA		6	6	50%	12
MI2297090CV HOLLAND-23D2189684		12			12
IREPERTOIRE_MOL_LAB		12			12
THE PLAZA AT PARKSQUARE		12			12
MERIDIAN AT WATERWAYS, THE		10	2	17%	12
MEDEXPRESS URGENT CARE-ALTOONA		10	2	17%	12
GRAND VILLA OF DEL RAY WEST		11	1	8%	12
MADISON COUNTY HEALTH DEPARTMENT		5	7	58%	12
GEORGE W FERGUSON MD-CONCIERGE MEDICAL SERVICES PL		11	1	8%	12
NORTH OKALOOSA PHYSICIAN GROUP		10	1	9%	11
BRONSON FIRE DEPARTMENT		11			11
PALM BEACH PATHOLOGY		9	2	18%	11

COVID-19: testing by laboratory

Data through Mar 7, 2021 verified as of Mar 8, 2021 at 09:25 AM

Data in this report are provisional and subject to change.

The numbers in the table below represent the number of Florida and non-Florida residents for whom test results were received by the Department of Health. A person can be tested by more than one laboratory and can have both positive and negative results. **Therefore, the sum of the numbers in each column will be larger than the total number of people tested.**

Reporting lab	Inconclusive	Negative	Positive	Percent positive	Total
CARENOW URGENT CARE-HERMITAGE		7	4	36%	11
Rosewood Healthcare and Rehabilitation Center		5	6	55%	11
CVS HEALTH, #3396		11			11
St Joseph's Hospital & Medical Center		10	1	9%	11
MINUTECLINIC DIAGNOSTIC OF TN PC #6415		10	1	9%	11
THE TERRACE OF SAINT CLOUD		9	2	18%	11
SEBRING PEDIATRICS LLC			11	100%	11
CARINGTON MANOR		11			11
ALCOVE ASSISTED LIVING FACILITY		11			11
GAMMA DIAGNOSTIC LAB LLC			11	100%	11
DOC PAM PA		10	1	9%	11
WALGREENS #04618		10	1	9%	11
TROPICANA		5	6	55%	11
45TH 1		11			11
WANTAGH URGENT CARE		8	3	27%	11
DMH STEINHATCHEE FAMILY MEDICINE		8	3	27%	11
FIRST CHOICE PEDIATRICS WINTER SPRINGS		10	1	9%	11
ORLANDO ORTHOPAEDIC OUTPATIENT SURGERY CENTER LLC		8	3	27%	11
RICH STREET GROUP HOME		4	7	64%	11
FAMILY PRACTICE ON THE GO		6	5	45%	11
ADVENTIST HEALTH SYSTEM FLORIDA DEPT OF HEALTH		7	4	36%	11
CARROLL GARDENS URGENT CARE		11			11
MINUTE CLINIC LLC #5733		11			11
LEHIGH VALLEY HOSPITAL		3	8	73%	11
VIRTUA WEST JERSEY HOSPITAL VOORHEES		9	2	18%	11
ASSOCIATES MD CYPRESS CREEK			11	100%	11
MINUTE CLINIC DIAGNOSTIC OF SOUTH CAROLINA		9	2	18%	11
IGENEX INC		11			11
CARLOS PORTU MD, PLLC			11	100%	11
DAVENPORT PEDIATRICS CLERMONT PA		9	2	18%	11
BRIDGE DIAGNOSTICS			11	100%	11
COLUMBIA MEMORIAL HOSPITAL		11			11
JOHN W NORRIS III MD PA	1		10	91%	11
VITAS HEALTH INC		5	6	55%	11
BIOTECH CLINICAL LABORATORIES, INC.		1	10	91%	11
MEDEXPRESS URGENT CARE- MARYLAND		10	1	9%	11
Hialeah Nursing And Rehabilitation Center		6	5	45%	11
GENESIS		7	4	36%	11
AIM LABORATORIES			11	100%	11
Solaris Healthcare Pensacola			11	100%	11
STATEN ISLAND UNIVERSITY HOSPITAL SEGUINE AVE		10	1	9%	11
CULINARY INSTITUTE OF AMERICA STUDENT	3	8			11
MHHS All Lab Subsection		11			11
CVS MINUTE CLINIC DIAGNOSTIC PA		9	2	18%	11
ILLINOIS DEPT OF PUBLIC HEALTH LAB - SPRINGFIELD			11	100%	11
URGENT CARE OF NEW YORK		11			11
TELEVISIT PALM BAY FAMILY PRACTICE		9	2	18%	11

COVID-19: testing by laboratory

Data through Mar 7, 2021 verified as of Mar 8, 2021 at 09:25 AM

Data in this report are provisional and subject to change.

The numbers in the table below represent the number of Florida and non-Florida residents for whom test results were received by the Department of Health. A person can be tested by more than one laboratory and can have both positive and negative results. **Therefore, the sum of the numbers in each column will be larger than the total number of people tested.**

Reporting lab	Inconclusive	Negative	Positive	Percent positive	Total
AZALEA HEALTH		2	9	82%	11
ACCESS HOME HEALTH OF FLORIDA LLC		11			11
FAMILY MEDICINE AT HUNTERS CREEK		11			11
WATSON HEALTHCARE		8	3	27%	11
SEMORAN FAMILY HEALTH LLC		10	1	9%	11
CVS TX8321POCT MCKINNEY		11			11
WINTER PARK CARE AND REHABILITATION			11	100%	11
CVS NY491POCT JACKSON HEIGHTS		11			11
ACCENTCARE		11			11
PINELLAS COUNTY HEALTH DEPARTMENT		2	9	82%	11
AVALON FAMILY RESORT ASSISTED LIVING LLC		11			11
PRIMECARE ACQUISITION FAMILY PRACTICE INC		11			11
CVA MINUTE CLINIC DIAGNOSTIC OF VIRGINIA, LLC		11			11
MEDICAL CENTER AFFILIATES WEST PALM			11	100%	11
KINGS BAY PEDIATRICS LLC		7	4	36%	11
GENOPTIX MEDICAL LABORATORY		10	1	9%	11
RIVERSIDE MEDICAL GROUP		10	1	9%	11
UNIVERSITY CENTRA CARE		10	1	9%	11
NIGHT LITE PEDIATRICS CENTER, LLC		1	10	91%	11
UMHC/SYLVESTER AT KENDALL		1	10	91%	11
REDMED CLINIC OF ARLINGTON		10	1	9%	11
FLORIDA HOSPITAL PHYSICIAN GROUP		3	8	73%	11
ELITE HOME HEALTH SERVICES		11			11
MEYER PEDIATRICS CHTD		11			11
ABC PEDIATRICS OF PORT ST LUCIE		10	1	9%	11
WELLMED AT SOUTH PARSONS		9	2	18%	11
St. Annes Nursing Center, St. Annes Residence, Inc.		11			11
MOUNT DORA PEDIATRICS		9	2	18%	11
CVS NC187POCT CHARLOTTE		10	1	9%	11
MEDEXPRESS URGENT CARE - CHRISTIANBURG		7	4	36%	11
RED MOUNTAIN DIAGNOSTICS		10			10
VASCONCELLO COHEN MD PA		9	1	10%	10
CARENOW URGENT CARE-DONELSON		7	3	30%	10
CROSSROADS URGENT CARE, PLLC		10			10
MINUTECLINIC, LLC, DBA MINUTECLINIC #6		10			10
SUPERIOR RESIDENCES OF CLERMONT		2	8	80%	10
MINUTE CLINIC DIAGNOSTIC OF TEXAS, LLC		10			10
MEDEXPRESS URGENT CARE PARKERSBURG		8	2	20%	10
VENICE GREEN VILLAGE		3	7	70%	10
ARBORS OF GULF BREEZE, THE		8	2	20%	10
CARENOW URGENT CARE - EAST NASHVILLE		8	2	20%	10
AMERICAN HOUSE FORT MYERS		10			10
COMMUNITY HEALTH CENTER		2	8	80%	10
CONSULATE HEALTH CARE OF PENSACOLA			10	100%	10
LAKE BALDWIN CBOC		9	1	10%	10
KIDSVILLE PEDIATRICS			10	100%	10
ASHRAF MEDICAL GROUP PLLC DBA PULSE M		9	1	10%	10

COVID-19: testing by laboratory

Data through Mar 7, 2021 verified as of Mar 8, 2021 at 09:25 AM

Data in this report are provisional and subject to change.

The numbers in the table below represent the number of Florida and non-Florida residents for whom test results were received by the Department of Health. A person can be tested by more than one laboratory and can have both positive and negative results. **Therefore, the sum of the numbers in each column will be larger than the total number of people tested.**

Reporting lab	Inconclusive	Negative	Positive	Percent positive	Total
MC DIAGNOSTIC OF CONNECTICUT, PC # 257		9	1	10%	10
PBC PREMIER FAMILY HEALTH			10	100%	10
NEW JERSEY DEPARTMENT OF HEALTH COMMUNICABLE DISEASE SERVICE		3	7	70%	10
RICHMOND UNIVERSITY MEDICAL CENTER		8	2	20%	10
PHASE2 LABS	2	6	2	20%	10
FAMILY HEALTH CENTER AT PORT ST JOHN		4	6	60%	10
SAVANNAH MANOR ASSISTED LIVING COMMUNITY			10	100%	10
METHODIST HOSPITAL			10	100%	10
MINUTECLINIC DIAGNOSTIC OF RHODE ISLAND		7	3	30%	10
NORTON HEALTHCARE			10	100%	10
MOSOLF PEDIATRICS			10	100%	10
DELIVER MY MEDS CORP		10			10
CANCER RESEARCH LAB, BOB JONES UNIVERSITY		10			10
THE MARY IMOGENE BASSETT HOSPITAL		10			10
NOT INDICATED		1	9	90%	10
JOHNS HOPKINS MEDICAL LABORATORIES		1	9	90%	10
BEAUMONT LABORATORY			10	100%	10
PLYMOUTH HARBOR INCORPORATED		9	1	10%	10
MEDEXPRESS URGENT CARE - SALEM		6	4	40%	10
Avalon Healthcare and Rehabilitation Center			10	100%	10
CORONA PATHOLOGY		10			10
DES PLAINES CLINICAL LAB		3	7	70%	10
CBC LAB		3	7	70%	10
TENNESSEE DEPARTMENT OF HEALTH (TDH) - CENTRAL LABORATORY		2	8	80%	10
Westchester General Hospital			10	100%	10
LAKE NONA MEDICAL SERVICES		3	7	70%	10
MAIMONIDES MEDICAL CENTER		7	3	30%	10
HNL LAB MEDICINE		7	3	30%	10
HEALTH NETWORK LABORATORIES		6	4	40%	10
MINUTECLINIC DIAGNOSTIC OF NEW MEXICO		10			10
MEDEXPRESS URGENT CARE CHARLESTON		6	4	40%	10
RAYMOND BASRI MD		10			10
MISSOURI DEPARTMENT OF HEALTH AND SENIOR SERVICES			10	100%	10
ONEIDA HEALTHCARE CENTER		8	2	20%	10
BELLE GLADES HEALTH CLINIC			10	100%	10
ALACHUA			10	100%	10
MEDEX REGIONAL LABORATORIES LLC		1	9	90%	10
Maury Regional Hospital		6	4	40%	10
FLEMING ISLAND CENTER FOR CLINICAL RESEARCH		10			10
CVS MINUTE CLINIC DIAGNOSTIC MED GRP OF CA		10			10
CVS NC7588POCT ASHEVILLE		7	3	30%	10
URGENT CARE CENTER AT PINNACLE		4	6	60%	10
VITALANT		1	9	90%	10
ADVENT HEALTH MEDICAL GROUP FAMILY AND INTERNAL MEDICINE AT AVALON PAR		9	1	10%	10
BOCA RATON REGIONAL HOSPITAL LAB			10	100%	10
MEDICAL LABORATORY DIAGNOSTICS			10	100%	10
ALABAMA DEPARTMENT OF PUBLIC HEALTH		1	9	90%	10

COVID-19: testing by laboratory

Data through Mar 7, 2021 verified as of Mar 8, 2021 at 09:25 AM

Data in this report are provisional and subject to change.

The numbers in the table below represent the number of Florida and non-Florida residents for whom test results were received by the Department of Health. A person can be tested by more than one laboratory and can have both positive and negative results. **Therefore, the sum of the numbers in each column will be larger than the total number of people tested.**

Reporting lab	Inconclusive	Negative	Positive	Percent positive	Total
PERSONAL PEDIATRICS PA		7	3	30%	10
HCR MANORCARE		10			10
MINUTECLINIC DIAGNOSTIC OF TEXAS LLC		8	2	20%	10
URGENT CARE & FAMILY PRACTICE CENTER			10	100%	10
BAYFRONT FAMILY HEALTH CENTER			10	100%	10
MEDEXPRESS URGENT CARE-KATY		7	3	30%	10
HIGH TOWER ALF LLC		9	1	10%	10
BROWARD HEALTH CARE			10	100%	10
MEDEXPRESS URGENT CARE - WINCHESTER GATEWAY		8	2	20%	10
ISLAND COAST PEDIATRICS IN-HOUSE LAB		10			10
SOMA MEDICAL CENTER, PA #4 FLORIDA MANGO			10	100%	10
PANCARE HEALTH - VERNON ELEMENTARY			10	100%	10
FRUITVILLE URGENT CARE			10	100%	10
NIGHT OWL PEDIATRICS URGENT CARE			10	100%	10
BROOKDALE PANAMA CITY		9	1	10%	10
CREATIVE TESTING SOLUTIONS		3	7	70%	10
APPALACHIAN REGIONAL HEALTHCARE SYSTEM		10			10
PHYSICIANS REGIONAL MEDICAL CTR - COLLIER BLVD			10	100%	10
MEDLABS DIAGNOSTICS		8	2	20%	10
MEDEXPRESS URGENT CARE - PANTOPS		9	1	10%	10
MAINSTREET FAMILY CARE			10	100%	10
RHODE ISLAND DEPARTMENT OF HEALTH			10	100%	10
URGENT MEDICAL CENTER INC		2	8	80%	10
MOLECULAR PATHOLOGY LABORATORY			10	100%	10
MONROE COUNTY HOSPITAL		7	3	30%	10
CVS NC2357POCT HUNTERSVILLE		9	1	10%	10
ANYLABTEST NOW		4	6	60%	10
ACCESS PHARMACY		10			10
LUXOR SCIENTIFIC LLC		1	9	90%	10
CVS CA9165POCT SAN DIEGO		10			10
RPC@HODGES		2	8	80%	10
MINUTECLINIC DIAGNOSTIC OF PA, LLC (1036)		8	2	20%	10
VETERNANS ADMINISTRATION			10	100%	10
AMBRY GENETICS CORPORATION		10			10
LEE COMMUNITY HEALTHCARE INC CAPE CORAL		10			10
RIVERWOOD CENTER,THE			10	100%	10
BAYONET POINT HOSPITAL			10	100%	10
EMERALD COAST HOSPICE - CRESTVIEW		10			10
LONGWOOD PEDIATRICS LLC			10	100%	10
ADVENTIST HEALTH SYSTEM		9	1	10%	10
PRORENATA LABS		2	8	80%	10
LOREY ALF		9			9
FOX FAMILY PRACTICE		9			9
ORANGE PARK PEDIATRIC ASSOCIATES		1	8	89%	9
KISSIMMEE VA OUTPATIENT CLINIC		9			9
UNIVERSITY MEDICAL CENTER		8	1	11%	9
OUR HOME AT BEACON HILL			9	100%	9

COVID-19: testing by laboratory

Data through Mar 7, 2021 verified as of Mar 8, 2021 at 09:25 AM

Data in this report are provisional and subject to change.

The numbers in the table below represent the number of Florida and non-Florida residents for whom test results were received by the Department of Health. A person can be tested by more than one laboratory and can have both positive and negative results. **Therefore, the sum of the numbers in each column will be larger than the total number of people tested.**

Reporting lab	Inconclusive	Negative	Positive	Percent positive	Total
CHILDREN'S HEALTHCARE OF ATLANTA/EGLESTON		9			9
MOBILE RESPONSE DIAGNOSTICS LLC		8	1	11%	9
OPTUM SILVER LAKES			9	100%	9
Signature Healthcare of Ormond		9			9
KEY TRAINING CENTER			9	100%	9
CHILDREN'S HEALTH CENTER INC.		7	2	22%	9
GULF COAST MEDICAL GROUP		2	7	78%	9
ROSEMONT GARDENS INC		9			9
BERRYHILL MANOR		9			9
MINUTECLINIC DIAGNOSTICS OF IND, LLC		9			9
COLLIER BLVD HMA PHYSICIAN MANAGEMENT,, LLC			9	100%	9
PATEL MEDICAL VENTURES		8	1	11%	9
CARENOW URGENT CARE-GREEN HILLS		9			9
COLLIER HMA PHYSICIAN MANAGEMENT, LLC		1	8	89%	9
ORLANDO HEALTH PHYSICIAN ASSOCIATES		4	5	56%	9
NORTHSHORE UNIVERSITY HEALTHSYSTEM EVANSTON HOSPITAL LAB			9	100%	9
MINUTECLINIC INCORPORATE, LLC		7	2	22%	9
WESTPAC LABS INC	1		8	89%	9
UCARE			9	100%	9
DAVID LAWRENCE CENTER INC		7	2	22%	9
ORLANDO MEDICAL CENTER PL		1	8	89%	9
CHEMISYS LABORATORIES		1	8	89%	9
ALLIANCE HEALTH AND REHABILITATION CENTER		9			9
ASSOCIATES IN MEDICINE		7	2	22%	9
IMMEDIATE CARE PA		7	2	22%	9
MINUTECLINIC DIAGNOSTIC OF NEW JERSEY, LLC # 7069		9			9
MEDEXPRESS URGENT CARE - BEECH GROVE		8	1	11%	9
ILLINOIS DEPARTMENT OF PUBLIC HEALTH		1	8	89%	9
CVS TN5601POCT LENOIR CITY		9			9
OMNI			9	100%	9
ST JUDE LABORATORIES		7	2	22%	9
MINUTECLINIC DIAGNOSTIC OF NORTH CAROLINA, PC		8	1	11%	9
CVS MINUTE CLINIC DIAGNOSTIC		8	1	11%	9
BAYFRONT HEALTH ST PETERSBURG		8	1	11%	9
PRIME MEDICAL CARE, LLC		9			9
CLEVELAND TENNESSEE HOSPITAL COMPANY		8	1	11%	9
ROSECASTLE			9	100%	9
LAKEVIEW HEALTH SYSTEMS			9	100%	9
KEY WEST URGENT CARE, INC		3	6	67%	9
VA MEDICAL CENTER			9	100%	9
LYNN KEEFE, MD PEDIATRICS		6	3	33%	9
BRENNITY AT VERO BEACH, THE			9	100%	9
MONTEFIORE NYACK HOSPITAL AFFILIATED LABORATORY		9			9
ADVENT HEALTH - FOUR CORNERS ER		8	1	11%	9
MINUTECLINIC, LLC, #4160		6	3	33%	9
MINUTE-CLINIC DIAGNOSTIC OF VIRGINIA		8	1	11%	9
PINELLAS PARK FIRE DEPARTMENT		9			9

COVID-19: testing by laboratory

Data through Mar 7, 2021 verified as of Mar 8, 2021 at 09:25 AM

Data in this report are provisional and subject to change.

The numbers in the table below represent the number of Florida and non-Florida residents for whom test results were received by the Department of Health. A person can be tested by more than one laboratory and can have both positive and negative results. **Therefore, the sum of the numbers in each column will be larger than the total number of people tested.**

Reporting lab	Inconclusive	Negative	Positive	Percent positive	Total
WINDSOR OF GAINESVILLE		9			9
RIVERVIEW REGIONAL MEDICAL CENTER		7	2	22%	9
FLORIDA MEDICAL CL ODOM TPA		4	5	56%	9
MEDEXPRESS URGENT CARE - SWANSEA, N ILLINOIS ST		8	1	11%	9
EMERGENCY MEDICAL CENTER		3	6	67%	9
MINUTE CLINIC DIAGNOSTIC OF TN PC #64		9			9
MINUTECLINIC, LLC #244		8	1	11%	9
MEDEXPRESS URGENT CARE-LATROBE		9			9
MEDEXPRESS URGENT CARE MONACA		9			9
NEW YORK PRESBYTERIAN - LOWER MANHATTAN		9			9
WESTCHESTER GENERAL HOSPITAL BLOOD GAS LAB			9	100%	9
MINUTECLINIC DIAGNOSTIC OF MINNESOTA		9			9
NATURE COAST REGIONAL MEDICAL CENTER			9	100%	9
BUENA VIDA ESTATES			9	100%	9
ANY LAB TEST NOW INC			9	100%	9
MINUTE CLINIC LLC #1448		8	1	11%	9
Manor Care of Dunedin		6	3	33%	9
PALM BAY URGENT CARE PL		1	8	89%	9
CVS PHARMACY NO 274		9			9
Consulate Health Care of Brandon		7	2	22%	9
UNDERGROUND FREE CLINIC		9			9
SOMA MEDICAL CENTER PA #4			9	100%	9
NIGHT LITE PEDIATRICS CENTER		1	8	89%	9
NEMOURS CHILDREN'S PRIMARY CARE VERO BEACH			9	100%	9
SAMARITAN HOSPITAL LABORATORY		8	1	11%	9
WADSWORTH CENTER - DAVID AXELROD INSTITUTE		8	1	11%	9
LAKE CO SCHOOLS EMPLOYEE HEALTH & WELLNESS CENTER	1	6	2	22%	9
NORTHWEST FLORIDA COMMUNITY HOSPITAL LABORATORY		8	1	11%	9
BROWNE MEDICAL		7	2	22%	9
ST JOSEPH WOMENS HOSPITAL			9	100%	9
CVS MINUTE CLINIC DIAGNOSTIC OF TEXAS, LLC		9			9
FLORIDA HOSPITAL WINTER PARK		7	2	22%	9
MINUTECLINIC, LLC #1470		9			9
CVS MINUTE CLINIC DIAGNOSTIC OF TN #3293		9			9
LAKE NONA MEDICAL SERVICE LLC		9			9
CARENOW URGENT CARE-MT JULIET		8	1	11%	9
FAMILY PRACTICE OF DAVIE INC			9	100%	9
MINUTE CLINIC DIAGNOSTIC OF SC, LLC #42		8	1	11%	9
CLAYMED OF NORTH FLORIDA			9	100%	9
MAGNOLIA MANOR			9	100%	9
ENCOMPASS HOME HEALTH OF THE SOUTHEAST LLC		9			9
GCPM MANUAL MICROBIOLOGY		1	8	89%	9
HAWTHORNE INN OF LAKELAND		9			9
CVS PA6902POCT BRYN MAWR		7	2	22%	9
PEDIATRIC HEALTH CARE ALLIANCE			9	100%	9
ORLANDO ORTHOPAEDIC OUTPATIENT SURGERY CENTER		5	4	44%	9
REMISE OCCUPATIONAL HEALTH SOLUTIONS INC			9	100%	9

COVID-19: testing by laboratory

Data through Mar 7, 2021 verified as of Mar 8, 2021 at 09:25 AM

Data in this report are provisional and subject to change.

The numbers in the table below represent the number of Florida and non-Florida residents for whom test results were received by the Department of Health. A person can be tested by more than one laboratory and can have both positive and negative results. **Therefore, the sum of the numbers in each column will be larger than the total number of people tested.**

Reporting lab	Inconclusive	Negative	Positive	Percent positive	Total
INSPIRED LIVING AT PALM BAY		7	2	22%	9
MIDMICHIGAN MEDICAL CENTER			9	100%	9
MINUTECLINIC, LLC #4682		5	4	44%	9
CVS MO8590POCT KANSAS CITY		5	4	44%	9
MICHIGAN DEPARTMENT OF COMMUNITY HEALTH		1	8	89%	9
WESTERN NEW YORK IMMEDIATE MEDICAL CAR		9			9
INTEGRATED FAMILY MEDICAL CENTER			9	100%	9
PRECISION GENETICS			9	100%	9
ATMORE NURSING CENTER		8	1	11%	9
FLORIDA MENTOR		7	2	22%	9
CITY OF NAPLES FIRE RESCUE		7	2	22%	9
MINUTECLINIC DIAGNOSTIC OF TN PC #6363		8	1	11%	9
GLADES COUNTY DETENTION CENTER			9	100%	9
MEDEXPRESS URGENT CARE - BENTON HARBOR		9			9
MINUTECLINIC DIAGNOSTIC OF OKLAHOMA		7	2	22%	9
Fouraker Hills Rehab and Nursing			9	100%	9
WINDSOR OF SAN PABLO, THE		6	3	33%	9
AFC URGENT CARE - CEDAR GROVE		9			9
VILLAGE PLACE HEALTH AND REHAB		9			9
MINUTECLINIC, LLC, DBA MINUTECLINIC #6106		7	2	22%	9
PALM BEACH COUNTY HEALTH DEPARTMENT LABORATORY			8	100%	8
WHITE SANDS OUTPATIENT SERVICES (WSOP SERVICES LLC		8			8
MINUTECLINIC DIAGNOSTIC OF TN PC #5671		5	3	38%	8
CVS MINUTE CLINIC DIAGNOSTIC PA #3060		7	1	13%	8
MEDEXPRESS URGENT CARE - FORT WORTH S		7	1	13%	8
CURATIVE		1	7	88%	8
HARBORCHASE OF DR PHILLIPS		7	1	13%	8
IU HEALTH PATHOLOGY		1	7	88%	8
SMH PHYSICIAN SERVICES INC		8			8
FLORIDA HEART AND VASCULAR MULTISPECIALTY GROUP		8			8
CVS NJ617POCT CEDAR GROVE		7	1	13%	8
FOUNTAINVIEW BY FIVE STAR QUALITY CARE		7	1	13%	8
ALLEGRO - TAMPA	1	4	3	38%	8
ADVANCED RESEARCH FOR HEALTH IMPROVEMENT		6	2	25%	8
BENSONHURST URGENT CARE		8			8
EC OPCO TIMBERLIN PARC LLC		8			8
SYLVESTER AT PLANTATION LABORATORY		7	1	13%	8
HEALTHPARK MEDICAL CTR NURSING SVC		8			8
ORMOND BEACH CENTRA CARE			8	100%	8
CVS HEALTH MINUTE CLINIC		1	7	88%	8
DOCTOR'S IN-HOUSE LAB/COMMUNITY HEALTH CENTERS OF PINELLAS – CLEARWATE			8	100%	8
LAKELAND REGIONAL HEALTH GRASSLANDS		7	1	13%	8
SOUTH FLORIDA BAPTIST HOSPITAL			8	100%	8
SOMA MEDICAL CENTER MD PA #7 PEDIATRICS			8	100%	8
MINUTECLINIC DIAGNOSTIC OF ILLINOIS LL		8			8
DYNAMIC HEALTH CENTERS INC		4	4	50%	8
LAB UNKNOWN		6	2	25%	8

COVID-19: testing by laboratory

Data through Mar 7, 2021 verified as of Mar 8, 2021 at 09:25 AM

Data in this report are provisional and subject to change.

The numbers in the table below represent the number of Florida and non-Florida residents for whom test results were received by the Department of Health. A person can be tested by more than one laboratory and can have both positive and negative results. **Therefore, the sum of the numbers in each column will be larger than the total number of people tested.**

Reporting lab	Inconclusive	Negative	Positive	Percent positive	Total
MEDEXPRESS ELKINS		8			8
VETERANS AFFAIRS MEDICAL CENTER - OUTPATIENT			8	100%	8
INTERNAL MEDICINE ASSOCIATES OF JACKSON HOSPITAL			8	100%	8
VIBRANT AMERICA		6	2	25%	8
CVS MINUTE CLINIC DIAGNOSTIC OF NEW JERSEY		8			8
VIGILINT HEALTHCARE		6	2	25%	8
VAIL VALLEY MEDICAL CENTER			8	100%	8
WELLIGENT		1	7	88%	8
HIRAM COLLEGE HEALTH CENTER (ABBOTT)		8			8
SURGOINSVILLE PHARMACY		8			8
FLORIDA KEYS CONCIERGE MEDICINE, LLC		6	2	25%	8
UNIVERSITY HOSPITALS OF CLEVELAND		4	4	50%	8
ALBION COLLEGE (ABBOTT)		8			8
MINUTECLINIC DIAGNOSTIC OF TN PC #386		7	1	13%	8
GRAND VILLA OF MELBOURNE		6	2	25%	8
CAREPOINT CLINIC		5	3	38%	8
CVS MINUTE CLINIC DIAGNOSTIC OF VIRGINIA		8			8
JOHNS HOPKINS ALL CHILDRENS			8	100%	8
ST VINCENT'S ST CLAIR		5	3	38%	8
UNIVERSITY OF MIAMI MILLER SCHOOL OF MEDICINE			8	100%	8
NEMOURS CHILDREN'S URGENT			8	100%	8
APEX HOME HEALTH CARE		7	1	13%	8
BLOOMINGDALE PEDIATRIC ASSOCIATES PA			8	100%	8
ARTHREX MEDICAL CENTER EAST		4	4	50%	8
ST LUKES ROOSEVELT LABORATORY		7	1	13%	8
THE WOLFF CENTER FOR CHILD & ADOLESCENT HEALTH			8	100%	8
WALK-IN MEDICAL CARE			8	100%	8
MINUTECLINIC DIAGNOSTIC OF VIRGINIA		8			8
MED & CO INVESTMENT LLC		7	1	13%	8
MEDEXPRESS URGENT CARE, BUTLER		5	3	38%	8
MINUTECLINIC DIAGNOSTIC OF TN PC #242		5	3	38%	8
HOLY NAME MEDICAL CENTER	1	6	1	13%	8
THOMAS JEFFERSON UNIVERSITY HOSPITAL		4	4	50%	8
BIOTECH PHARMACEUTICAL GROUP LLC			8	100%	8
FLORIDA CLINICAL LAB		1	7	88%	8
MINUTECLINIC, LLC #1492		8			8
Nashville Central Laboratory		8			8
GOLISANO CHILDREN'S HOSPITAL OF SOUTHWEST FLORIDA		6	2	25%	8
GRAND AVE PHARMACY		1	7	88%	8
West Gate Village, LLC		8			8
TRUE HEALTH		5	3	38%	8
UHEALTH UNIVERSITY OF MIAMI			8	100%	8
FAST PACE MEDICAL CLINIC PLLC		6	2	25%	8
CIGNA ONSITE HEALTH LLC		2	6	75%	8
ALACHUA COUNTY HEALTH DEPARTMENT		1	7	88%	8
LPG PRIMARY CARE AT BONITA BAY LIFESTYLE CENTER		7	1	13%	8
ST. JOSEPH HOSPITAL AND HEALTH CARE INC.			8	100%	8

COVID-19: testing by laboratory

Data through Mar 7, 2021 verified as of Mar 8, 2021 at 09:25 AM

Data in this report are provisional and subject to change.

The numbers in the table below represent the number of Florida and non-Florida residents for whom test results were received by the Department of Health. A person can be tested by more than one laboratory and can have both positive and negative results. **Therefore, the sum of the numbers in each column will be larger than the total number of people tested.**

Reporting lab	Inconclusive	Negative	Positive	Percent positive	Total
PACIFICA SUNRISE☐			8	100%	8
LANE PEDIATRICS PA			8	100%	8
BARTON PARKER OD PC		8			8
GENEUS DIAGNOSTICS			8	100%	8
CONSULATE HEALTH CARE		7	1	13%	8
HUNTINGTON VILLAGE URGENT CARE		8			8
LIFELINK TISSUE BANK D/B/A LIFELINK TISSUE BANK		7	1	13%	8
CAN COMMUNITY HEALTH, INC		8			8
BEAUMONT EMERGENCY CENTER			8	100%	8
EXECUTIVE MEDICAL SERVICES		8			8
WATERFORD AT CREEKSIDE, THE			8	100%	8
FHPG_EXP CARE W HILLSBOROUGH			8	100%	8
MONTEFIORE MEDICAL CENTER LABORATORIES - NORTH		8			8
BAPTIST OUTPATIENT			8	100%	8
PALM BEACH CDH - DELRAY BEACH			8	100%	8
CIAN DIAGNOSTICS			8	100%	8
ALLINA HEALTH - ABBOTT NORTHWESTERN HOSPITAL		5	3	38%	8
SEA LEVEL LABS			8	100%	8
MINUTECLINIC, LLC #05038		8			8
MINUTE-CLINIC DIAGNOSTIC OF VIRGINIA, LLC #2003		5	3	38%	8
ARCHBOLD MEMORIAL HOSPITAL/LAB		3	5	63%	8
ST CLOUD PHYSICIAN MANAGMENT LLC		7	1	13%	8
MINUTECLINIC DIAGNOSTIC OF NEW JERSEY,		7	1	13%	8
MINUTECLINIC DIAG OF IND, LLC #6697		8			8
LAKE CONWAY URGENT CARE LLC		2	6	75%	8
MEDEXPRESS URGENT CARE - WASHINGTON		6	2	25%	8
GENE STREET LABORATORIES, LLC		6	2	25%	8
CVS MINUTE CLINIC DIAG OF IND, LLC #6549		8			8
DEPARTMENT OF HEALTH- CITRUS COUNTY		1	7	88%	8
CVS MINUTE CLINIC DIAGNOSTIC OF TEXAS,LLC		6	2	25%	8
INTERNAL MEDICINE AND AESTHETICS OF NAPLES LLC		8			8
OKLAHOMA STATE DEPARTMENT OF HEALTH-PUBLIC HEALTH LABORATORY			8	100%	8
STPET		6	2	25%	8
MINUTE CLINIC INCORPORTE		8			8
JACKSON CLINIC PA,THE		4	4	50%	8
PUTNAM COUNTY EMERGENCY RESCUE SERVICE		5	3	38%	8
DOH-TAMPA BRANCH LABORATORY (MLK BLVD)		4	4	50%	8
PUTNAM FAMILY CARE INC		3	5	63%	8
MEDICANA NURSING AND REHAB CENTER			8	100%	8
LIFE CARE CITRUS COUNTY			8	100%	8
DORAL URGENT CARE			8	100%	8
MAGNOLIA PEDIATRICS GROUP LLC			8	100%	8
NEW HAMPSHIRE DEPARTMENT OF HEALTH AND HUMAN SERVICES		3	5	63%	8
NORTHSIDE HOSPITAL		2	6	75%	8
PALMS WEST HOSPITAL			8	100%	8
CLEARWATER PEDIATRIC CARE		1	7	88%	8
SOUTHEASTERN PEDIATRIC ASSOCIATES			8	100%	8

COVID-19: testing by laboratory

Data through Mar 7, 2021 verified as of Mar 8, 2021 at 09:25 AM

Data in this report are provisional and subject to change.

The numbers in the table below represent the number of Florida and non-Florida residents for whom test results were received by the Department of Health. A person can be tested by more than one laboratory and can have both positive and negative results. **Therefore, the sum of the numbers in each column will be larger than the total number of people tested.**

Reporting lab	Inconclusive	Negative	Positive	Percent positive	Total
NITIN BAWA PROFESSIONAL ASSOCIATES			8	100%	8
BLOOMING GARDENS OF CARE INC		8			8
DR PHILLIPS MEDICAL WELLNESS CENTER		8			8
MINUTE CLINIC LLC #2775		7	1	13%	8
HEALTHMARK REGIONAL HOSPITAL LAB		4	4	50%	8
ATLANTIC CONSOLIDATED LABORATORY		8			8
URGENT TEAM MANAGEMENT OF TENNESSEE		7	1	13%	8
JX REF LAB			8	100%	8
JOHN T MATHER MEMORIAL HOSPITAL LABORATORY		7	1	13%	8
MID-HUDSON VALLEY DIVISION OF WESTCHESTER MEDICAL		8			8
DOH JACKSONVILLE CENTRAL LABORATORY		3	5	63%	8
Sunset Lake Health and Rehabilitation Center		8			8
X-GENE MOLECULAR LABS		1	7	88%	8
DOTHAN PEDIATRIC CLINIC			8	100%	8
PENSACOLA CLUSTER			8	100%	8
MINUTECLINIC, LLC, MINUTECLINIC #7637		6	2	25%	8
FHCP-ORANGE CITY			8	100%	8
NASCAR EVENT MANAGEMENT, LLC		8			8
MINUTECLINIC DIAGNOSTIC OF SC, LLC #2		7	1	13%	8
ROBERT WOOD JOHNSON HOSPITAL		7	1	13%	8
DOCTOR'S IN HOUSE LAB			8	100%	8
CARE ATC - CITY OF BOYNTON BEACH	1	2	5	63%	8
LMH SKILLED NURSING UNIT		8			8
MINUTECLINIC LLC (1435)		7	1	13%	8
LEMOYNE COLLEGE WELLNESS CENTER FOR		8			8
MINUTE CLINIC LLC #10203		6	2	25%	8
ST CHARLES HOSPITAL LABORATORY		8			8
FLORIDA HOSPITAL KISSIMMEE		4	3	43%	7
PALM POINT BEHAVIORAL HEALTH		7			7
LONG ISLAND JEWISH FOREST HILLS HOSPITAL		7			7
CVS MINUTE CLINIC, LLC #22		6	1	14%	7
MEDEXPRESS URGENT CARE, JOHNSTOWN		6	1	14%	7
OCALA FAMILY MEDICAL CENTER		7			7
NORTH FLORIDA MEDICAL CENTERS INC		1	6	86%	7
CAPRONA GROUP HOME		1	6	86%	7
OPTUM PRIMARY CARE - FOUNTAIN OAKS		3	4	57%	7
MIAMI BEACH COMMUNITY HEALTH CENTER INC			7	100%	7
OSWEGO HOSPITAL LABORATORY		6	1	14%	7
GRAND VILLA OF DELRAY EAST		7			7
AVON PARK PEDIATRICS			7	100%	7
DOTHAN WEST FAMILY MEDICINE		5	2	29%	7
MIAMI COMPREHENSIVE MEDICINE GROUP PA		4	3	43%	7
GRACE COMMUNITY PHARMACY			7	100%	7
MERCY HEALTH—MUSKEGON		6	1	14%	7
MINUTE CLINIC LLC #5706		6	1	14%	7
NORTHDALE REHABILITATION CENTER			7	100%	7
LIZS ADULT CARE		7			7

COVID-19: testing by laboratory

Data through Mar 7, 2021 verified as of Mar 8, 2021 at 09:25 AM

Data in this report are provisional and subject to change.

The numbers in the table below represent the number of Florida and non-Florida residents for whom test results were received by the Department of Health. A person can be tested by more than one laboratory and can have both positive and negative results. **Therefore, the sum of the numbers in each column will be larger than the total number of people tested.**

Reporting lab	Inconclusive	Negative	Positive	Percent positive	Total
JUPITER ISLAND PUBLIC SAFETY		5	2	29%	7
NORTH PINELLAS CHILDRENS MEDICAL CENTER INC			7	100%	7
HEALTH CARE LABORATORY SERVICES		1	6	86%	7
MODMD LABORATORY		7			7
UF HEALTH			7	100%	7
NEMOURS CHILDREN'S HOSPITAL			7	100%	7
MEDEXPRESS URGENT CARE - CLARKSBURG		7			7
BROOKDALE LAKE ORIENTA			7	100%	7
CRESTWOOD MEDICAL CENTER		5	2	29%	7
MEDEXPRESS URGENT CARE - STATE COLLEGE		5	2	29%	7
TRUE HEALTH DIAGNOSTICS		1	6	86%	7
MEDEXPRESS URGENT CARE - MAPLE DRIVE		7			7
PANCARE HEALTH - HOSFORD SCHOOL			7	100%	7
CARESOUTH HHA HOLDINGS OF TALLAHASSEE LLC		7			7
ST CLOUD COMPOUNDING PHARMACY & WELLNESS CENTER		7			7
HEARTLAND PEDIATRICS OF LAKE PLACID			7	100%	7
GENTRY PARK ORLANDO ASSISTED LIVING		6	1	14%	7
EL PARAISO HOME INC		7			7
CVS NC4165POCT BREVARD		5	2	29%	7
PEDIATRICS OF CENTRAL FLORIDA		5	2	29%	7
PENN MEDICINE PRINCETON MEDICAL CENTER		6	1	14%	7
CARENOW URGENT CARE-SOUTHLAKE			7	100%	7
MEDI-DRUG INC		6	1	14%	7
DALLAS COUNTY HEALTH AND HUMAN SERVICES			7	100%	7
MEDEXPRESS URGENT CARE - CULPEPER		7			7
NEOGENOMICS LABORATORIES, INC		7			7
LAKE PEDIATRICS			7	100%	7
CVS PHARMACY #8800		5	2	29%	7
BRADENTON PHYSICIANS MEDICAL CENTER			7	100%	7
GULF COAST PEDIATRICS OF SARASOTA PA		1	6	86%	7
MC DIAGNOSTIC OF CONNECTICUT , PC # 3		5	2	29%	7
ORTHOPAEDIC SURGERY CENTER		7			7
JUPITER CLINIC			7	100%	7
RIVER OAKS TREATMENT CENTER			7	100%	7
CVS TX7827POCT ROUND ROCK		7			7
PASSPORT HEALTH			7	100%	7
NOVANT HEALTH INPATIENT CARE		2	5	71%	7
MEDEXPRESS URGENT CARE - HOT SPRINGS		7			7
PERSONAL PHYSICIAN CARE PA			7	100%	7
WILDLIGHT LAB			7	100%	7
MINUTE CLINIC DIAGNOSTIC OF MICHIGAN PC		7			7
CLAY PRIMARY & FAMILY CARE LLC			7	100%	7
MINUTECLINIC, LLC #03965		7			7
FAMILY MEDICINE MEDICAL DRIVE		7			7
DOCTORS CLINICAL LABORATORY, INC		5	2	29%	7
MEDEXPRESS URGENT CARE - MIDLOTHIAN		6	1	14%	7
ELLIS HOSPITAL LABORATORY		6	1	14%	7

COVID-19: testing by laboratory

Data through Mar 7, 2021 verified as of Mar 8, 2021 at 09:25 AM

Data in this report are provisional and subject to change.

The numbers in the table below represent the number of Florida and non-Florida residents for whom test results were received by the Department of Health. A person can be tested by more than one laboratory and can have both positive and negative results. **Therefore, the sum of the numbers in each column will be larger than the total number of people tested.**

Reporting lab	Inconclusive	Negative	Positive	Percent positive	Total
FLORIDA CENTER FOR DERMATOLOGY LABORATORY			7	100%	7
QUE		4	3	43%	7
KETAMINE HEALTH CENTERS AT BONITA SPRINGS, LLC		7			7
MINUTECLINIC, LLC #1586		5	2	29%	7
SONORA QUEST LABORATORIES			7	100%	7
MINUTECLINIC DIAGNOSTIC OF MAINE, LLC		5	2	29%	7
ST. PETERSBURG PEDIATRICS			7	100%	7
FLORIDA SCHOOL FOR THE DEAF AND THE BLIND			7	100%	7
GILCHRIST COUNTY FIRE DEPARTMENT		4	3	43%	7
MINUTE CLINIC DIAGNOSTIC OF PENNSYLVANIA		7			7
FLORIDA DIGESTIVE AND LIVER SPECIALIST		7			7
FHMG_FM AND IM AVALON PARK		2	5	71%	7
CHAPTERS HEALTH HOSPICE		7			7
BOCA BIOLISTICS LLC			7	100%	7
EP LTC PHARMACY		5	2	29%	7
Baptist Village Retirement Communities		7			7
LAWTON CHILES HEALTH CENTER		1	6	86%	7
SOUTH FLORIDA ENT ASSOCIATES, INC			7	100%	7
FLORIDA HOSPITAL APOPKA		6	1	14%	7
ORLANDO FAMILY PHYSICIANS			7	100%	7
IRL MARKET LAB			7	100%	7
DIAGNOSTIC CLINIC		6	1	14%	7
ABBNEY MANOR RETIREMENT RESIDENCE INC		7			7
CARENOW URGENT CARE-MADISON		7			7
MANATEE PEDIATRICS			7	100%	7
KENDALL REGIONAL MEDICAL CNTR			7	100%	7
SUPERIOR RESIDENCES AT CALA HILLS		7			7
LEPE'S HOUSE			7	100%	7
LPG PRIMARY CARE AT COLONIAL CENTER DRIVE		6	1	14%	7
SCHOOL OF PHARMACY AND PHARMACEUTICAL		7			7
ST. CLOUD PHARMACY AND WELLNESS CENTER		3	4	57%	7
MC DIAGNOSTIC OF CONNECTICUT, PC #1966		7			7
GRAND VILLA OF PALM COAST		7			7
MEDEXPRESS URGENT CARE - FAYETTEVILLE		5	2	29%	7
UNIVERSITY OF WASHINGTON MEDICAL CENTER			7	100%	7
CVS MINUTE CLINIC DIAGNOSTIC MED GRP OF SAN		5	2	29%	7
EMBRY-RIDDLE AERONAUTICAL UNIVERSITY HEALTH			7	100%	7
PREMIUM HEALTH CARE			7	100%	7
EXPRESS TEST			7	100%	7
SIMEDHEALTH LLC		2	5	71%	7
MEDEXPRESS URGENT CARE - STAUNTON		3	4	57%	7
PENINSULA CARE AND REHABILITATION CENTER			7	100%	7
MINUTECLINIC DIAG OF IND, LLC #2387		6	1	14%	7
BAYCARE MEDICAL GROUP		1	6	86%	7
VERMONT DEPARTMENT OF HEALTH		1	6	86%	7
CVS HEALTH, #2043		7			7
ORLANDO FAMILY MEDICAL INC		7			7

COVID-19: testing by laboratory

Data through Mar 7, 2021 verified as of Mar 8, 2021 at 09:25 AM

Data in this report are provisional and subject to change.

The numbers in the table below represent the number of Florida and non-Florida residents for whom test results were received by the Department of Health. A person can be tested by more than one laboratory and can have both positive and negative results. **Therefore, the sum of the numbers in each column will be larger than the total number of people tested.**

Reporting lab	Inconclusive	Negative	Positive	Percent positive	Total
ADVENT HEALTH APOPKA		3	4	57%	7
DOCTOR'S IN-HOUSE LAB/COMMUNITY HEALTH CENTERS OF PINELLAS –PINELLAS P			7	100%	7
Parkside Villa		7			7
NORTH FLORIDA PHARMACY		7			7
ECLRS		2	5	71%	7
ST VINCENT'S CHILTON		5	2	29%	7
MINUTECLINIC DIAGNOSTIC OF TN PC #643		5	2	29%	7
VICTORIAN MANOR		2	5	71%	7
BALTIMORE CITY HEALTH DEPT COMMUNICABLE DISEASES AND EPIDEMIOLOGY			7	100%	7
DELAWARE DEPARTMENT OF HEATH		6	1	14%	7
ORLANDO ORTHOPAEDIC CENTER		5	2	29%	7
Ocoee Health Care Center		7			7
WALGREEN #6538		7			7
SOUTH COM HEALTH CLINIC, DEPT. OF THE ARMY		7			7
URGENT CARE OF LONGWOOD			7	100%	7
WYOMING COUNTY COMMUNITY HOSPITAL LABORATORY		7			7
LYNMOORE,THE		7			7
KEYSTONE PLACE AT NAPLES PRESERVE		4	3	43%	7
CAYUGA COUNTY HEALTH DEPARTMENT		6	1	14%	7
LEE COMMUNITY HEALTHCARE INC NORTH FORT MYERS		7			7
MEDEXPRESS URGENT CARE-DUBOIS		7			7
MINUTE CLINIC LLC #4017		7			7
Thermopolis Rehabilitation Wellness		7			7
COMMUNITY MEDICAL AND DENTAL CARE INC		7			7
BAYSIDE LABORATORIES INC		7			7
COMPASSION PEDIATRICS		3	4	57%	7
GRACE WELLNESS CENTER LLC		6	1	14%	7
LEE COUNTY HEALTH DEPARTMENT		4	3	43%	7
NYU WINTHROP HOSPITAL PATHOLOGY		7			7
ST MARYS MEDICAL CENTER			7	100%	7
HOLY GARDEN ALF, INC.		7			7
PEDIATRICS URGENT CARE, LLC			7	100%	7
CVS OH2543POCT CANFIELD		5	2	29%	7
KANSAS DEPARTMENT OF HEALTH		2	5	71%	7
Florida Clinical Laboratory		1	6	86%	7
MINUTECLINIC #2860		5	2	29%	7
FLORIDA CANCER SPECIALISTS & RESEARCH INSTITUTE		6	1	14%	7
PBC FOUND CARE INC			7	100%	7
HEALTH AND WELLNESS CENTER		1	6	86%	7
NORTHERN DUTCHESS HOSPITAL LABORATORY		5	2	29%	7
MINUTECLINIC DIAGNOSTIC OF NORTH CAROLINA PC #5341		4	2	33%	6
MEDEXPRESS URGENT CARE-PETERS TWP		5	1	17%	6
TRANSPLANT GENOMICS INC (EUROFINS)		6			6
MAXCARE CLINIC			6	100%	6
CVS NC6402POCT DAVIDSON		4	2	33%	6
FLORIDA DEPARTMENT OF HEALTH IN MIAMI DADE COUNTY		5	1	17%	6
MINUTECLINIC, LLC #03268		5	1	17%	6

COVID-19: testing by laboratory

Data through Mar 7, 2021 verified as of Mar 8, 2021 at 09:25 AM

Data in this report are provisional and subject to change.

The numbers in the table below represent the number of Florida and non-Florida residents for whom test results were received by the Department of Health. A person can be tested by more than one laboratory and can have both positive and negative results. **Therefore, the sum of the numbers in each column will be larger than the total number of people tested.**

Reporting lab	Inconclusive	Negative	Positive	Percent positive	Total
TERRACINA LLC		1	5	83%	6
ATLANTIC COMMUNITY HIGH SCHOOL		5	1	17%	6
JERSEY SHORE MEDICAL CENTER		6			6
XPRESS URGENT CARE LLC		6			6
SUMTER COUNTY HEALTH DEPARTMENT		1	5	83%	6
MAXHEALTH		5	1	17%	6
MINUTECLINIC DIAGNOSTIC OF OHIO #7790		4	2	33%	6
MINUTECLINIC DIAGNOSTIC OF VIRGINIA, LLC #1416		5	1	17%	6
URGENT CARE HOUSECALLS PA		5	1	17%	6
THE PALMS REHABILITATION AND HEALTHCARE CENTER		5	1	17%	6
ETHOS LABORATORIES		6			6
PUBLIC HEALTH LAB		6			6
BETHESDA COMMUNITY HEALTH CENTER			6	100%	6
BETH ISRAEL DEACONESS MEDICAL CENTER			6	100%	6
EASTERN FLORIDA STATE COLLEGE – PALM BAY CAMPUS□			6	100%	6
MEDEXPRESS URGENT CARE - HUNTINGTON WE		6			6
NORTH FLORIDA PEDIATRICS JASPER			6	100%	6
Northwell Lab		2	4	67%	6
BROWARD TRANSITIONAL CENTER			6	100%	6
CVS GA2108POCT NORCROSS		4	2	33%	6
IVY ROSEN MD PLLC		6			6
GUIDANCE / CARE CENTER, INC		6			6
Kroger 673 - The Little Clinic Dallas		5	1	17%	6
CAREWELL 301 - WARWICK			6	100%	6
MINUTECLINIC DIAGNOSTIC OF NEVADA #87		4	2	33%	6
SAINT PETER'S UNIVERSITY HOSPITAL		6			6
INTERVENTIONAL REHABILITATION OF SOUTH FLORIDA			6	100%	6
MEDICAL CENTER AT OCEAN REEF		1	5	83%	6
FRESENIUS KIDNEY CARE DUNEDIN			6	100%	6
DANIEL M LIBBY MD PLLC		6			6
CDRX INFUSION			6	100%	6
VENICE REGIONAL MEDICAL CENTER			6	100%	6
MINUTECLINIC DIAGNOSTIC MED GRP OF CA		5	1	17%	6
MEDEXPRESS URGENT CARE-PITTSFIELD		6			6
UNILAB		2	4	67%	6
MD NOW MEDICAL CENTER			6	100%	6
CVS SC7556POCT WEST COLUMBIA		6			6
THE CLINIC PREMISE HEALTH			6	100%	6
DIXIE COUNTY EMERGENCY SERVICES			6	100%	6
WINTER PARK INTERNAL MEDICINE MD PA		5	1	17%	6
FIRST COAST CARDIOVASCULAR INSTITUTE PA			6	100%	6
MINUTECLINIC MINUTECLINIC #8505		4	2	33%	6
DEPARTMENT OF HEALTH AND HUMAN SERVICES STATE OF NEW HAMPSHIRE			6	100%	6
CVS IN6654POCT INDIANAPOLIS		5	1	17%	6
MINUTECLINIC DIAGNOSTIC OF VIRGINIA, LLC #255		6			6
MINUTECLINIC DIAGNOSTIC OF GEORGIA, LL		5	1	17%	6
NORTHEAST ALABAMA REGIONAL MEDICAL CENTER		3	3	50%	6

COVID-19: testing by laboratory

Data through Mar 7, 2021 verified as of Mar 8, 2021 at 09:25 AM

Data in this report are provisional and subject to change.

The numbers in the table below represent the number of Florida and non-Florida residents for whom test results were received by the Department of Health. A person can be tested by more than one laboratory and can have both positive and negative results. **Therefore, the sum of the numbers in each column will be larger than the total number of people tested.**

Reporting lab	Inconclusive	Negative	Positive	Percent positive	Total
MEDEXPRESS URGENT CARE - MT LEBANON		4	2	33%	6
SOUTHEASTERN DERMATOLOGY GROUP PA		5	1	17%	6
MINUTECLINIC LLC #5041		2	4	67%	6
LEWIS COUNTY MANOR		6			6
FAMILY CARE MEDICAL CENTER			6	100%	6
PALM HARBOR DERMATOLOGY		4	2	33%	6
THE WINDSOR OF OCALA		2	4	67%	6
CITYMD		1	5	83%	6
SUNRISE SENIOR LIVING OF JACKSONVILLE			6	100%	6
Signature Healthcare of Savannah		6			6
MEDEXPRESS URGENT CARE - BLUEFIELD		5	1	17%	6
AARK LABORATORY		6			6
PALMETTO HEALTH ALLIANCE		3	3	50%	6
MIAMI RESCUE MISSION CLINIC INC			6	100%	6
DIXITKUMAR N MODI MD PA			6	100%	6
SUPREME LABORATORY			6	100%	6
Advanced Care Center			6	100%	6
ELITE MD GROUP INC		2	4	67%	6
NORTHSIDE HOSPITAL ATLANTA		3	3	50%	6
URGENT TEAM - MUSCLE SHOALS		6			6
MINUTECLINIC DIAGNOSTIC OF SC, LLC #7		4	2	33%	6
RIVER CITY PRIMARY AND URGENT CARE			6	100%	6
MEDEXPRESS URGENT CARE - RICHMOND, NINE MILE RD		5	1	17%	6
AVANTE AT ORMOND BEACH INC			6	100%	6
ENIGMA DIAGNOSTIC, INC.			6	100%	6
LISTENING DOCTOR PLLC, THE		1	5	83%	6
SANDGATE GARDENS REHAB & NURSING CENTER		3	3	50%	6
WIREGRASS MEDICAL CENTER			6	100%	6
HARMONIOUS HOME HEALTH, LLC		6			6
FLORIDA DEPARTMENT OF HEALTH IN SARASOTA COUNTY		5	1	17%	6
GLEN FALLS HOSPITAL DEPARTMENT OF PATHOLOGY		6			6
VIERA PEDIATRICS		1	5	83%	6
YAZJI PEDIATRIC CARE LLC DBA TUKA PEDIATRICS			6	100%	6
QUICK CARE MED WALK IN AND URGENT CARE			6	100%	6
ENTRUST IMMEDIATE CARE			6	100%	6
SV DIAGNOSTIC LAB			6	100%	6
CAPE CORAL URGENT CARE		3	3	50%	6
MERCY COLLEGE HEALTH OFFICE		6			6
FLORIDA WOMAN CARE LABORATORY			6	100%	6
MINUTE CLINIC DIAG OF IND LLC #8674		6			6
SARASOTA MEDICAL CENTER			6	100%	6
FLORIDA PREMIER MEDICAL CARE PA			6	100%	6
RANDOLPH DIABETES AND WELLNESS		5	1	17%	6
TAMIAMI LAB MILLENIUM			6	100%	6
MINUTE-CLINIC DIAGNOSTIC OF VIRGINIA, LLC #794		5	1	17%	6
CARDIOTHORACIC SURGERY OF HYDE PARK			6	100%	6
TIMBER CREEK PEDIATRICS		6			6

COVID-19: testing by laboratory

Data through Mar 7, 2021 verified as of Mar 8, 2021 at 09:25 AM

Data in this report are provisional and subject to change.

The numbers in the table below represent the number of Florida and non-Florida residents for whom test results were received by the Department of Health. A person can be tested by more than one laboratory and can have both positive and negative results. **Therefore, the sum of the numbers in each column will be larger than the total number of people tested.**

Reporting lab	Inconclusive	Negative	Positive	Percent positive	Total
CVS NATIONAL HARBOR MD2297714CV		6			6
CVS TX4397POCT CYPRESS		6			6
DR. PHILLIPS MEDICAL WELLNESS CENTER		3	3	50%	6
ST. LUCIE COUNTY HEALTH DEPARTMENT		4	2	33%	6
TERENCE B MITCHELL MD, INC		2	4	67%	6
CVS NC5591POCT STATESVILLE		5	1	17%	6
UT MEMPHIS UNIVERSITY HEALTH SERVICES			6	100%	6
CVS TX8351POCT BEAUMONT		6			6
PRESBYTERIAN HOME		6			6
PARTNERS PHARMACY OF FLORIDA LLC		6			6
LOUISIANA DEPT OF HEALTH			6	100%	6
INTERNAL MEDICINE LIPID AND WELNNESS PRACTICE			6	100%	6
SUFFRIDGE DRIVE GROUP HOME		6			6
MINUTECLINIC DIAG OF IND LLC #6998		5	1	17%	6
ANTHONY-BROWN PHARMACY		6			6
ASCENSION ST VINCENT'S CLAY COUNTY			6	100%	6
PLEASANTVILLE OF SEBASTIAN LLC□			6	100%	6
CENTRAL FLORIDA PRIMARY CARE			6	100%	6
MINUTECLINIC #8760		6			6
MINUTECLINIC MINUTECLINIC #4977		4	2	33%	6
MINUTECLINIC, LLC #1796		5	1	17%	6
PROHEALTH MED		1	5	83%	6
FLEET LANDING			6	100%	6
VILLA HEALTH NH LLC		4	2	33%	6
CHILDREN'S HOSPITAL OF PHILADELPHIA		5	1	17%	6
BOCA VIPEDIATRICS			6	100%	6
PANCARE HEALTH - KATE SMITH ELEMENTARY		1	5	83%	6
CVS NV3210POCT LAS VEGAS		6			6
BROWARD COUNTY HEALTH DEPT.			6	100%	6
PEDIATRICS IN BREVARD-COCOA BEACH		2	4	67%	6
MEDEXPRESS URGENT CARE - BATTLE CREEK		4	2	33%	6
CVS TX1104POCT ALLEN		6			6
UNILAB OF DADE INC			6	100%	6
Centrastate Medical Center		5	1	17%	6
Lenox on the Lake			6	100%	6
UT SOUTHWESTERN MEDICAL CENTER			6	100%	6
PR HEALTH		1	5	83%	6
SYNEXUS CLINICAL RESEARCH US INC		2	4	67%	6
LUMADOC HEALTH		4	2	33%	6
PHYSICIANS FOR CHILDREN			6	100%	6
WELLMED AT BRANDON REGIONAL		5	1	17%	6
CONCENTRA			6	100%	6
CAMELLIA AT DEERWOOD		2	4	67%	6
GRACE REHABILITATION CENTER OF VERO BEACH		4	2	33%	6
WG WINDSOR WOODS SH LLC		6			6
OAK HARBOR ASSISTED LIVING FACILITY		4	2	33%	6
BROOKDALE CLERMONT			6	100%	6

COVID-19: testing by laboratory

Data through Mar 7, 2021 verified as of Mar 8, 2021 at 09:25 AM

Data in this report are provisional and subject to change.

The numbers in the table below represent the number of Florida and non-Florida residents for whom test results were received by the Department of Health. A person can be tested by more than one laboratory and can have both positive and negative results. **Therefore, the sum of the numbers in each column will be larger than the total number of people tested.**

Reporting lab	Inconclusive	Negative	Positive	Percent positive	Total
BAYCARE ALLIANT HOSPITAL			6	100%	6
CVS DC1340POCT WASHINGTON		6			6
GOOD SAMARITAN MEDICAL CENTER			6	100%	6
MC DIAGNOSTIC OF CONNECTICUT, PC #1043		6			6
AMERICAN HEALTH ASSOC. LABORATORY SOUTH		4	2	33%	6
MEDEXPRESS URGENT CARE - ELM GROVE		5	1	17%	6
WATAUGA MEDICAL CENTER		4	2	33%	6
GOLDMAN SACHS HEALTH CENTER		6			6
MARSHALL MEDICAL CENTER SOUTH LAB		5	1	17%	6
FAMILY TREE PRIMARY CARE		5	1	17%	6
BAYSHORE POINTE NURSING AND REHAB CENTER			6	100%	6
CAPITAL HEALTH PLAN LABORATORIES			6	100%	6
LRHS Southeastern University		4	2	33%	6
CITIZENS BAPTIST MEDICAL CENTERS LAB		5	1	17%	6
MEDEXPRESS URGENT CARE - IRVING		6			6
URGENT TEAM - HUNTSVILLE		5	1	17%	6
AMERICAN EAGLE LEESBURG AL LLC DBA VISTA LAKE			6	100%	6
PEPIN ACADEMIES-PASCO		6			6
TAMPA URGENT CARE			6	100%	6
HOLLY HILL HOME INFUSION SERVICE		5	1	17%	6
CURATIVE CARE CENTER INC		1	5	83%	6
HUNTERS CREEK PEDIATRICS		6			6
TEXAS MEDCLINIC			6	100%	6
COMPASSION PEDIATRIC URGENT CARE LLC		2	4	67%	6
MINUTECLINIC DIAGNOSTIC OF ILLINOIS		5	1	17%	6
FLORIDA MEDICAL SPECIALISTS		2	4	67%	6
MEDEXPRESS URGENT CARE - TARENTUM		5	1	17%	6
LAKEVIEW TERRACE HOME HEALTH SERVICES LLC			6	100%	6
ARLINGTON OF NAPLES		6			6
DOCTORS EXPRESS OF ST PETERSBURG			6	100%	6
PATHGROUP LABS, LLC		4	2	33%	6
CVS TN7698POCT KNOXVILLE		5			5
UCF STUDENT HEALTH SERVICES LABORATORY		2	3	60%	5
MINUTECLINIC, DIAGNOSTIC OF TEXAS, LL		4	1	20%	5
SANTOS REHABILITATION CENTER INC			5	100%	5
CHAMPLAIN VALLEY PHYSICIANS HOSPITAL		3	2	40%	5
MEDEXPRESS URGENT CARE MURRYSVILLE		3	2	40%	5
ELITE CARE			5	100%	5
LABS PLUS LLC		5			5
DOCS URGENT CARE		1	4	80%	5
CVS PA2582POCT SPRINGFIELD		3	2	40%	5
ENT AND ALLERGY ASSOCIATES OF FLORIDA, LLC			5	100%	5
PEDIATRIC URGENT HEALTH CARE			5	100%	5
MINUTE CLINIC, LLC #1434		5			5
INNOVATIVE COVID-DIVERSEY			5	100%	5
MINNESOTA DEPARTMENT OF HEALTH PUBLIC HEALTH LABORATORY DIVISION	1		4	80%	5
LPG PEDIATRICS AT CAPE CORAL		5			5

COVID-19: testing by laboratory

Data through Mar 7, 2021 verified as of Mar 8, 2021 at 09:25 AM

Data in this report are provisional and subject to change.

The numbers in the table below represent the number of Florida and non-Florida residents for whom test results were received by the Department of Health. A person can be tested by more than one laboratory and can have both positive and negative results. **Therefore, the sum of the numbers in each column will be larger than the total number of people tested.**

Reporting lab	Inconclusive	Negative	Positive	Percent positive	Total
ST BARNABAS HOSPITAL		5			5
BOONE DRUG & HEALTHCARE AT DEERFIELD			5	100%	5
OURMED		4	1	20%	5
BETH ISRAEL MEDICAL CENTER LABS		5			5
CARL R DARNALL ARMY MEDICAL CENTER			5	100%	5
SIGNATURE URGENT CARE			5	100%	5
KETTERING HEALTH			5	100%	5
MINUTECLINIC, LLC #4507		5			5
OCHSNER MEDICAL CENTER			5	100%	5
MINUTECLINIC DIAGNOSTIC OF PENNSYLVANIA, LLD #1545		5			5
ST JOHNS BIOMEDICAL LAB		5			5
URGENT CARE COASTAL GA			5	100%	5
COOPER HOSPITAL/UNIVERSITY MEDICAL		5			5
MEDICAL CENTER OF BLOUNTSTOWN			5	100%	5
MINUTE CLINIC LLC #6765		5			5
ADVICE FOR OPTIMAL WELLNESS		2	3	60%	5
MINUTECLINIC, LLC, DBA MINUTECLINIC #2		5			5
PM PEDIATRICS OF SELDEN		3	2	40%	5
CVS NC3319POCT CHARLOTTE		4	1	20%	5
FLORIDA PRIMARY CARE AND SPORTS MEDICINE INC		2	3	60%	5
BEACH HOUSE		5			5
GRAND VILLA OF SARASOTA		4	1	20%	5
FOUNDCARE, INC			5	100%	5
CVS MA2172POCT NORTH GRAFTON		5			5
CVS NV408817POCT LAS VEGAS		1	4	80%	5
LONGWOOD FAMILY MEDICINE		1	4	80%	5
BAPTIST HEALTH - TOWN CENTER			5	100%	5
SOUTH FLORIDA FAMILY HEALTH & RESEARCH CTR			5	100%	5
CVS OH3476POCT TIPP CITY		5			5
MOUNT SINAI BROOKLYN LABORATORY		4	1	20%	5
HILLSBOROUGH COUNTY HEALTH DEPARTMENT			5	100%	5
LAKEVIEW HEALTHCARE SYSTEM LLC			5	100%	5
MONROE COUNTY FIRE RESCUE		5			5
BROOKDALE NEW PORT RICHEY			5	100%	5
MEDEXPRESS URGENT CARE - YORK		2	3	60%	5
PHYSICIANS IMMEDIATE CARE ELGIN			5	100%	5
MINUTE CLINIC OF KANSAS PA		1	4	80%	5
BROWNE MEDICAL LLC		3	2	40%	5
LEVY COUNTY SHERRIF'S DEPT			5	100%	5
WHEELER LABORATORY		4	1	20%	5
SONATA VERO BEACH		5			5
NORTHEAST PEDIATRICS			5	100%	5
FLORIDA HOSPITAL LAKE MARY		5			5
LIFEPLUS HEALTHCARE GROUP INC		5			5
MINUTECLINIC DIAGNOSTIC OF TN, PC 6304		3	2	40%	5
PIEDMONT HOSPITAL LAB			5	100%	5
RURAL HEALTH CARE INC			5	100%	5

COVID-19: testing by laboratory

Data through Mar 7, 2021 verified as of Mar 8, 2021 at 09:25 AM

Data in this report are provisional and subject to change.

The numbers in the table below represent the number of Florida and non-Florida residents for whom test results were received by the Department of Health. A person can be tested by more than one laboratory and can have both positive and negative results. **Therefore, the sum of the numbers in each column will be larger than the total number of people tested.**

Reporting lab	Inconclusive	Negative	Positive	Percent positive	Total
INFECTION CONTROL/ EMPHEALTH		3	2	40%	5
PM PEDIATRICS OF BAYSIDE PLLC		5			5
FLORIDA HEALTHCARE OF ORLANDO			5	100%	5
SHEEPSHEAD BAY URGENT CARE		5			5
CARENOW URGENT CARE - CENTRAL AUSTIN		1	4	80%	5
CLINICAL CARE ASSOCIATES			5	100%	5
BOROPARK URGENT CARE		4	1	20%	5
MEDEXPRESS - COLLINSVILLE BELT LINE		3	2	40%	5
MINUTECLINIC 7196		4	1	20%	5
SELECT PHYSICIANS ALLIANCE PL		5			5
MINUTE CLINIC DIAGNOSTIC MED GRP		4	1	20%	5
BAYSHORE LABORATORY		4	1	20%	5
EXPICARE NURSING AGENCY, INC		5			5
WESTMINSTER SHORES			5	100%	5
URGENT TEAM - NASHVILLE		5			5
QUEST DIAGNOSTICS PSC		1	4	80%	5
FHPG FAMILY MEDICAL CENTER OF TAMPA BAY		1	4	80%	5
COPELAND MEDICAL CLINIC		3	2	40%	5
FLORIDA DEPARTMENT OF HEALTH - INVERNESS		3	2	40%	5
BIRMINGHAM VAMC		2	3	60%	5
SJH			5	100%	5
CLEVELAND CLINIC MARTIN HEALTH NURSING & RESTORATIVE		5			5
AHF PUBLIC HEALTH LABORATORY			5	100%	5
GENESIS FAMILY PRACTICE		3	2	40%	5
DICKSON MEDICAL ASSOCIATES PC PATH LAB		4	1	20%	5
JACKSON SOUTH COMMUNITY HOSPITAL LAB			5	100%	5
MID - FLORIDA PATHOLOGY LLC		1	4	80%	5
APOLLO GARDENS RETIREMENT RESIDENCE CARE		5			5
MINUTECLINIC MINUTECLINIC #921		5			5
MINUTECLINIC DIAGNOSTIC OF TN PC #442		4	1	20%	5
MIAMI MEDICAL CONSULTANT PA			5	100%	5
RIVERVIEW ALF OPERATOR LLC			5	100%	5
OPTUMCARE FLORIDA, LLC		3	2	40%	5
PHYSICIANS URGENT CARE BERRY FARMS		4	1	20%	5
LEE PHYSICIAN GROUP COLLEGE POINT		5			5
UNIVERSITY OF MIAMI / SCCC RESEARCH LABORATORY			5	100%	5
LAKE COUNTY DETENTION CENTER		3	2	40%	5
QUALITY MEDICAL CARE			5	100%	5
MD NOW MEDICAL CENTER INC			5	100%	5
ABSOLUTE HEALTH		5			5
LIVING WATERS MEDICAL CENTER			5	100%	5
MEDEXPRESS URGENT CARE-NESHANNOCK TWP		4	1	20%	5
MIAMI CANCER INSTITUTE			5	100%	5
CVS MINUTE CLINIC DIAG OF IND LLC #5206		4	1	20%	5
INTERNAL MEDICINE & PRIMARY CARE ASSOCIATES, PLC			5	100%	5
NOVADX		2	3	60%	5
MINUTECLINIC, LLC #1431		4	1	20%	5

COVID-19: testing by laboratory

Data through Mar 7, 2021 verified as of Mar 8, 2021 at 09:25 AM

Data in this report are provisional and subject to change.

The numbers in the table below represent the number of Florida and non-Florida residents for whom test results were received by the Department of Health. A person can be tested by more than one laboratory and can have both positive and negative results. **Therefore, the sum of the numbers in each column will be larger than the total number of people tested.**

Reporting lab	Inconclusive	Negative	Positive	Percent positive	Total
WHITE WILSON MEDICAL CENTER - FWB		1	4	80%	5
MEDEXPRESS URGENT CARE - GLENDALE		5			5
MEDEXPRESS URGENT CARE - WEIRTON		5			5
TULLAHOMA HMA, LLC		4	1	20%	5
ALL CHILDREN'S HOSPITAL		1	4	80%	5
NORTHPORT MEDICAL CENTER LAB		5			5
BLUETAIL MEDICAL GROUP, LLC		4	1	20%	5
FLAGLER HEALTH SERVICES INC			5	100%	5
CVS CT1123POCT SOUTHBURY		5			5
CVS RI1717POCT 1 CVS DR			5	100%	5
LAFAYETTE NURSING AND REHAB			5	100%	5
COMMONS AT ORLANDO LUTHERAN TOWERS SNF			5	100%	5
DOMINICAN COLLEGE STUDENT HEALTH CENTE		5			5
TESTD			5	100%	5
MINUTECLINIC DIAG OF IND LLC #8651		4	1	20%	5
Rutgers Health Rwj University Hospital - Laboratory		2	3	60%	5
INDIAN RIVER PRIMARY CARE PA		5			5
PEDIATRICS OF CENTRAL FLORIDA – POINCIANA		3	2	40%	5
Kroger 449 - The Little Clinic Mountain Park		4	1	20%	5
CVS SC5479POCT INDIAN LAND		5			5
OCCMED SOLUTIONS		2	3	60%	5
MANATEE COUNTY JAIL		4	1	20%	5
Kroger 099 - The Little Clinic Fort Collins		5			5
MCKENZIE-WILLAMETTE MEDICAL CENTER LAB		5			5
MINUTECLINIC DIAGNOSTIC OF KENTUCKY		5			5
OHSU MOLECULAR MICROBIOLOGY LAB		4	1	20%	5
EASTCHESTER PEDIATRIC MEDICAL GROUP		5			5
CAREHERE LCS- EUSTIS			5	100%	5
CVS CA9113POCT CHULA VISTA		5			5
PINECREST PEDIATRICS GROUP LLC			5	100%	5
BNR PHARMACY INC		5			5
PALM GARDEN OF SUN CITY			5	100%	5
AUGUSTA HEALTH			5	100%	5
THE CLINIC OF PEDIATRICS & GI MEDICINE, INC			5	100%	5
MIZELL MEMORIAL HOSPITAL			5	100%	5
GUTHRIE MEDICAL GROUP LABORATORIES		5			5
CVS NJ2815POCT E BRUNSWICK		4	1	20%	5
NU WAVE MEDICAL CENTER			5	100%	5
SELECT PHYSICIANS ALLIANCE		5			5
NORTH DADE NURSING AND REHABILITATION CENTER			5	100%	5
SOUTHEAST GEORGIA HEALTH SYSTEM, INC D		5			5
CYPRESS CREEK MEDICAL CENTER			5	100%	5
Lake Mary Health and Rehabilitation Center		1	4	80%	5
MEASE CONTINUING CARE		3	2	40%	5
HELIX KH UC			5	100%	5
WEST DADE PEDIATRICS			5	100%	5
VEIL VALLEY MEDICAL CENTER			5	100%	5

COVID-19: testing by laboratory

Data through Mar 7, 2021 verified as of Mar 8, 2021 at 09:25 AM

Data in this report are provisional and subject to change.

The numbers in the table below represent the number of Florida and non-Florida residents for whom test results were received by the Department of Health. A person can be tested by more than one laboratory and can have both positive and negative results. **Therefore, the sum of the numbers in each column will be larger than the total number of people tested.**

Reporting lab	Inconclusive	Negative	Positive	Percent positive	Total
ST CHARLES BEND LABORATORY		4	1	20%	5
MINUTE CLINIC LLC # 2033		4	1	20%	5
MEDEXPRESS URGENT CARE PORT HURON		4	1	20%	5
VA Primary Care Clinic at Meharry		4	1	20%	5
ARKANSAS DEPARTMENT OF HEALTH			5	100%	5
UPMC HEALTH SYSTEM		4	1	20%	5
PANCARE HEALTH - ALTHA PUBLIC			5	100%	5
CUMBERLAND HEIGHTS		5			5
LEE MEMORIAL HEALTH SYSTEM D/B/A		3	2	40%	5
SCIENCE CARE			5	100%	5
COMPUNET CLINICAL LAB			5	100%	5
DIAGNOSTECHS		4	1	20%	5
MINUTECLINIC DIAGNOSTIC OF RHODE ISLAN		5			5
KEYSTONE REHABILITATION AND HEALTH CENTER		1	4	80%	5
ALBANY MEDICAL CENTER		4	1	20%	5
NOVANT HEALTH UVA		2	3	60%	5
Army Residence Community		5			5
MEDLAB INC		5			5
JOE DIMAGGIO CHILDREN'S HOSPITAL		1	4	80%	5
MINUTECLINIC, LLC #7139		5			5
MEDEXPRESS URGENT CARE - WILLIAMSPORT		4	1	20%	5
ALPHADERA LABS, LLC			5	100%	5
CVS PA233POCT NEWTOWN SQUARE		5			5
UW MEDICINE VIROLOGY LAB			5	100%	5
TANNER MEDICAL CENTER EAST AL		5			5
WOODHULL MEDICAL AND MENTAL HEALTH CTR		5			5
WILSON PEDIATRICS			5	100%	5
Kennedy University Hospital		5			5
NORTH SHORE HEMATOLOGY-ONCOLOGY ASSOCIATES, PC		5			5
WEST PACIFIC MEDICAL LABORATORY			5	100%	5
ADVENTHEALTH MEDICAL GROUP PEDIATRIC & ADOLESCENT		4	1	20%	5
CELEBRATION PEDIATRICS PA			5	100%	5
PREMIER FAMILY HEALTH PA			5	100%	5
URGENT CARE OF ERWIN		5			5
RIO PINAR HEALTH CARE			5	100%	5
RELIANT IMMUNE DIAGNOSTICS			5	100%	5
FLORIDA PRIMARY & SPECIALTY CARE		5			5
PRECISION LABS LLC		2	3	60%	5
QUINTON MEMORIAL HEALTH CARE CENTER		5			5
LAKE NONA PEDIATRICS IN ASSOCIATION WITH NEMOURS		5			5
OMNICARE PHARMACY OFTEXAS 1, LP DBA OMNICARE		5			5
TREASURE ISLE LLC		5			5
AEL KNOXVILLE			5	100%	5
MCR HEALTH LAWTON CHILES ADMINISTRATION STE A		1	4	80%	5
GULF COAST VETERANS HCS PANAMA CITY OPC		5			5
ALL CHILDREN'S HOSPITAL DEPT OF GENERAL PEDIATRICS			5	100%	5
OHIO DEPARTMENT OF HEALTH			5	100%	5

COVID-19: testing by laboratory

Data through Mar 7, 2021 verified as of Mar 8, 2021 at 09:25 AM

Data in this report are provisional and subject to change.

The numbers in the table below represent the number of Florida and non-Florida residents for whom test results were received by the Department of Health. A person can be tested by more than one laboratory and can have both positive and negative results. **Therefore, the sum of the numbers in each column will be larger than the total number of people tested.**

Reporting lab	Inconclusive	Negative	Positive	Percent positive	Total
WAKEMED		1	4	80%	5
HERNANDO PASCO HOSPICE INC		4	1	20%	5
THE DOCTORS CENTER HEALTHCARE-SOUTHSIDE		1	4	80%	5
EAST BANK HOSPITAL - UNIVERSITY OF MINNESOTA MEDICAL CENTER			5	100%	5
ADVANCED URGENT CARE OF MARATHON		1	4	80%	5
BIOTECH CLINICAL LABORATORY			5	100%	5
REHABILITATION CENTER AT JUPITER GARDENS		5			5
FAMILY TREE DNA			5	100%	5
PATIENT FIRST - LEESBURG			5	100%	5
ALPHA PHARMACY		4	1	20%	5
CONCENTRA URGENT CARE		1	4	80%	5
JUPITER ISLAND MEDICAL CLINIC INC		5			5
BLUE SPRINGS SURGERY CENTER		5			5
XRL SXF REF LAB		5			5
FINLAY		1	4	80%	5
DEPARTMENT OF HEALTH AND HUMAN SERVICES LANSING			5	100%	5
PEDIATRICS OF ALTAMONTE		5			5
SEASIDE MANOR			5	100%	5
MINUTECLINIC DIAGNOSTIC OF OHIO #3407		4	1	20%	5
CVS TN7289POCT SIGNAL MOUNTAIN		5			5
REDMED OF CROSSTOWN		2	3	60%	5
ADVENTHEALTH CAR CENTER APOPKA			5	100%	5
HENDRY REGIONAL CONVENIENT CARE CENTER			5	100%	5
SUTTER TRACY COMMUNITY HOSPITAL			5	100%	5
CELERION			5	100%	5
FRESENIUS KIDNEY CARE SOUTH ORLANDO			5	100%	5
Life Care Center of Estero			5	100%	5
FORSYTH HOUSE			5	100%	5
CVS TN2179POCT MURFREESBORO		5			5
DISCOVERY VILLAGE AT STUART		2	3	60%	5
JOHN T MACKAY MD			5	100%	5
AMERICAN MEDICAL RESPONSE - DENVER		2	3	60%	5
EGL GENETICS DIAGNOSTICS			5	100%	5
INDIANA STATE DEPARTMENT OF HEALTH LABORATORIES			5	100%	5
THE UNIVERSITY OF VERMONT MEDICAL CENTER		4	1	20%	5
GREENVILLE MEMORIAL HOSPITAL LAB			5	100%	5
PUTNAM HOSPITAL CENTER LABORATORY		5			5
WATERTOWN URGENT CARE PLLC		5			5
TALLAHASSEE MEMORIAL HEALTHCARE			5	100%	5
NELSON BIOLOGICAL			5	100%	5
HAWTHORNE HEALTH AND REHABILITATION			5	100%	5
AHC Decatur County		5			5
Enterprise Health and Rehabilitation Center		5			5
GENTLE HANDS MOBILE PHLEBOTOMY			5	100%	5
BENNETT PEDIATRICS		5			5
COLUMBIA MEMORIAL HOSPITAL LABORATORY		5			5
UNIVERSITY OF CHICAGO MEDICAL CENTER LAB			5	100%	5

COVID-19: testing by laboratory

Data through Mar 7, 2021 verified as of Mar 8, 2021 at 09:25 AM

Data in this report are provisional and subject to change.

The numbers in the table below represent the number of Florida and non-Florida residents for whom test results were received by the Department of Health. A person can be tested by more than one laboratory and can have both positive and negative results. **Therefore, the sum of the numbers in each column will be larger than the total number of people tested.**

Reporting lab	Inconclusive	Negative	Positive	Percent positive	Total
CVS TX2263POCT SAN ANTONIO		5			5
MINUTE CLINIC DIAGNOSTIC OF NORTH CAROLINA		5			5
DAVENPORT PEDIATRICS PA		1	4	80%	5
RUSH UNIVERSITY MEDICAL CENTER LABORATORY			5	100%	5
Walker BaptistMedCtr		4	1	20%	5
FLORIDA CLINICAL LABORATORY - BIOREFERENCE LABORATORIES		2	3	60%	5
MEDEXPRESS URGENT CARE MORGANTOWN		5			5
PRECISION DIAGNOSTICS INC - NJ		5			5
COVID RAPID LABS			5	100%	5
CENTREX CLINICAL LABS INC		5			5
PRINCIPLE HOSPICE SERVICE, LLC			5	100%	5
MEDEXPRESS URGENT CARE-MUNCIE		5			5
CVS GA2147POCT KENNESAW		4	1	20%	5
LABCORP UNSPECIFIED		5			5
STUYVESANT URGENT CARE		5			5
PRINCIPLE LABORATORY		3	2	40%	5
UF HEALTH PATHOLOGY LABORATORIES			5	100%	5
GADSDEN COUNTY HEALTH DEPARTMENT			5	100%	5
HAVEN HOSPICE IN CHIEFLAND			5	100%	5
WILLIAMSBURGH CHAI CARE		4	1	20%	5
SOUTHERN OCEAN MEDICAL CENTER		5			5
FLORIDA DEPARTMENT OF HEALTH SEMINOLE COUNTY		1	4	80%	5
MEDEXPRESS URGENT CARE - BECKLEY CROSS		4	1	20%	5
FRANCES WARDE MEDICAL LABORATORY		2	3	60%	5
URGENT MED INC		3	2	40%	5
WALGREENS #07936		4			4
Metro West Nursing and Rehab			4	100%	4
ADVANCED URGENT CARE LLC		1	3	75%	4
MONTANA DEPARTMENT OF PUBLIC HEALTH & HUMAN SERVICES			4	100%	4
CVS NJ862POCT MARLBORO		4			4
MARSHFIELD LABORATORIES			4	100%	4
FAMILY MEDICAL CLINIC HOMESTEAD, LLC			4	100%	4
CALIFORNIA DEPARTMENT OF PUBLIC HEALTH			4	100%	4
ManorCare Rehabilitation Center- Decatur		4			4
CVS MA2297677CV BOSTON		4			4
Kroger 339 - The Little Clinic Highlands - Bardstown Road		4			4
MEDEXPRESS URGENT CARE - HOLLINS		4			4
GASTROENTEROLOGY ASSOC OF PENSACOLA, PA		2	2	50%	4
HAMPTON ALF AT 24TH ROAD LLC			4	100%	4
WALGREENS #10972	1	3			4
BIOTEST PLASMA CENTER		4			4
WEXFORD HEALTH SOURCES INC		4			4
ADVENTHEALTH MEDICAL GROUP PEDIATRICS		1	3	75%	4
AFFINITY URGENT CARE			4	100%	4
MEDEXPRESS URGENT CARE - PRINCETON		4			4
THE LITTLE CLINIC			4	100%	4
HEALTHY MINORS PEDIATRIC URGENT CARE		4			4

COVID-19: testing by laboratory

Data through Mar 7, 2021 verified as of Mar 8, 2021 at 09:25 AM

Data in this report are provisional and subject to change.

The numbers in the table below represent the number of Florida and non-Florida residents for whom test results were received by the Department of Health. A person can be tested by more than one laboratory and can have both positive and negative results. **Therefore, the sum of the numbers in each column will be larger than the total number of people tested.**

Reporting lab	Inconclusive	Negative	Positive	Percent positive	Total
PRIMECARE		2	2	50%	4
CARE ONE PRIMARY CARE			4	100%	4
MEDEXPRESS URGENT CARE - MARKHAM STREE		3	1	25%	4
MINUTECLINIC DIAGNOSTIC OF KANSAS PA		4			4
INDUSTRY LAB DIAGNOSTIC PARTNERS			4	100%	4
BAPTIST HEALTH MEDICAL CENTER			4	100%	4
BENEVA LAKES HEALTHCARE & REHAB CENTER			4	100%	4
CVS GA7064POCT STOCKBRIDGE		4			4
CORIZON HEALTH INC			4	100%	4
THE RETREAT AT PORT ORANGE			4	100%	4
WESLEY CHAPEL INTERNAL MEDICINE AND PEDIATRICS			4	100%	4
MINUTECLINIC DIAGNOSTIC OF OHIO #4401		4			4
MINUTECLINIC DIAGNOSTIC OF NORTH CAROLINA PC #7054		3	1	25%	4
SOUTH FLORIDA RESEARCH ORGANIZATION			4	100%	4
MINUTE CLINIC, LLC #4650		4			4
REGIONAL MEDICAL LAB			4	100%	4
RML PHARMACY PC		4			4
CVS OH3301POCT WOODMERE		4			4
TMH PHYSICIAN PARTNERS SOUTHWOOD		1	3	75%	4
BAYLOR ESOTERIC AND MOLECULAR LAB			4	100%	4
HENDRY/GLADES COUNTY HEALTH DEPARTMENT		3	1	25%	4
CVS TN4624POCT KNOXVILLE		3	1	25%	4
CVS OH6149POCT UPPER ARLINGTON		2	2	50%	4
PHYSICIANS IMMEDIATE CARE AURORA			4	100%	4
MEDEXPRESS URGENT CARE SHADYSIDE		3	1	25%	4
SOUTH FLORIDA PEDIATRIC PARTNERS			4	100%	4
CVS MO5655POCT LIBERTY		1	3	75%	4
Park Ridge Nursing Center		3	1	25%	4
ManorCare Health Services Camp Hill		4			4
OHIO CVS STORES		3	1	25%	4
CVS NC7213POCT MATTHEWS		4			4
CVS CA9715POCT THOUSAND OAKS		4			4
MIAMI COMMUNITY HEALTH CENTER INC		1	3	75%	4
CVS MD1515POCT LEONARDTOWN		3	1	25%	4
DEACONESS HOSPITAL			4	100%	4
BEECHTREE MOLECULAR LAB LLC			4	100%	4
Grace Rehabilitation of Vero Beach		4			4
CVS TX8387POCT AUSTIN		4			4
PANCARE HEALTH YOUNGSTOWN			4	100%	4
HUNT CLUB MEDICAL CARE			4	100%	4
MINUTECLINIC MINUTECLINIC #3665		4			4
STONE CLINICAL LABORATORIES OF FL LLC		4			4
FISHERMEN'S HOSPITAL			4	100%	4
KENTUCKY CABINET FOR HEALTH AND FAMILY SERVICES			4	100%	4
EXTENDICARE HEALTH & REHAB CENTER		4			4
MINUTECLINIC DIAGNOSTICS OF IND LLC		2	2	50%	4
MEDFIRST URGENT CARE			4	100%	4

COVID-19: testing by laboratory

Data through Mar 7, 2021 verified as of Mar 8, 2021 at 09:25 AM

Data in this report are provisional and subject to change.

The numbers in the table below represent the number of Florida and non-Florida residents for whom test results were received by the Department of Health. A person can be tested by more than one laboratory and can have both positive and negative results. **Therefore, the sum of the numbers in each column will be larger than the total number of people tested.**

Reporting lab	Inconclusive	Negative	Positive	Percent positive	Total
BIOREFERENCE LABORATORIES			4	100%	4
CVS TX10016POCT PRINCETON		4			4
INTRACOASTAL LABS INC		4			4
DERMATOLOGY SPECIALISTS OF FL - DR. JON WARD			4	100%	4
MINUTECLINIC, LLC #1452		4			4
MAINE DEPARTMENT OF HEALTH AND HUMAN SERVICES			4	100%	4
ADVENTHEALTH NEW SMYRNA BEACH COMMUNITY HEALTH			4	100%	4
LPG PRIMARY CARE AT MATTHEW DRIVE		4			4
MORGAN STANLEY HEALTH CENTER		4			4
PORT ORANGE NURSING & REHAB			4	100%	4
CVS PA1193POCT JENKINTOWN		4			4
MEDEXPRESS - NEWARK		4			4
MEDICAL CENTER ENTERPRISE			4	100%	4
HOME DOCS		2	2	50%	4
PRL NYC PANDEMIC RESPONSE LAB			4	100%	4
CELAL GUROL ERBAY, MD			4	100%	4
APOPKA FAMILY HEALTH CENTER		3	1	25%	4
FIFTH AVENUE PEDIATRICS		3	1	25%	4
CVS NJ836POCT RUNNEMEDE		4			4
MEDEXPRESS URGENT CARE - MOUNTAIN HOME		3	1	25%	4
MD NOW URGENT CARE - DELRAY WEST			4	100%	4
MINUTECLINIC DIAG OF IND, LLC #10190		4			4
MEDEXPRESS URGENT CARE HUNTINGTON		4			4
CVS MINUTE CLINIC DIAGNOSTIC OF KANSAS, PA		4			4
ELDER ALTERNATIVES INC		3	1	25%	4
UNC HOSPITAL/MCLENDON CLINICAL LABORATORIES			4	100%	4
COVENIENT CARE MEDICAL CLINIC			4	100%	4
FLORIDA HEART AND VASCULAR			4	100%	4
FLORENCE - HUNTSVILLE HOSPITAL URGENT CARE		3	1	25%	4
CVS GA2841POCT LAWRENCEVILLE		4			4
ACCENT PHYSICIAN SPECIALISTS PA		4			4
REHABILITATION CENTER OF WINTER PARK,THE			4	100%	4
CVS PA258POCT MCKEES ROCKS		4			4
CITY OF TALLAHASSEE		4			4
INVERNESS FAMILY CARE HIGH RISK PLLC			4	100%	4
ROAN DRUG COMPANY LLC		4			4
GUTHRIE MEDICAL GROUP - CORNING		3	1	25%	4
WALGREENS #07034		4			4
CVS CT1109POCT BETHEL		4			4
AHC of Mckenzie		4			4
MONROE COUNTY DEPT OF PUBLIC HEALTH ST		4			4
COMMUNITY HEALTH CENTER OF WEST PALM BEACH			4	100%	4
MEDEXPRESS URGENT CARE-SCOTT TOWNSHIP		3	1	25%	4
MAILBOX DIAGNOSTICS		2	2	50%	4
MEDEXPRESS URGENT CARE - TEAYS VALLEY		3	1	25%	4
ACCESS RECOVERY SOLUTIONS LLC			4	100%	4
COMMUNITY PHYSICIANS OF NORTH PORT PA			4	100%	4

COVID-19: testing by laboratory

Data through Mar 7, 2021 verified as of Mar 8, 2021 at 09:25 AM

Data in this report are provisional and subject to change.

The numbers in the table below represent the number of Florida and non-Florida residents for whom test results were received by the Department of Health. A person can be tested by more than one laboratory and can have both positive and negative results. **Therefore, the sum of the numbers in each column will be larger than the total number of people tested.**

Reporting lab	Inconclusive	Negative	Positive	Percent positive	Total
WINKLER COURT☐		3	1	25%	4
FAMILY MEDICINE AT WATERMAN		4			4
PILGRIM PHARMACY INC		4			4
LOUISIANA DEPT. OF HEALTH AND HOSPITALS-INFECTIOUS DISEASE EPI SECTION			4	100%	4
UNION CITY MANOR NURSING CENTER		4			4
LEON MEDICAL CENTERS, LLC			4	100%	4
CVS NV2928POCT LAS VEGAS		4			4
GRAND VILLA OF LAKE LAND		4			4
VITAL CARE URGENT CARE			4	100%	4
MEMORIAL HEALTH CARE SYSTEMS			4	100%	4
MINUTECLINIC DIAGNOSTIC OF SC, LLC #4		4			4
PDL PHARMACY CORP			4	100%	4
MINUTECLINIC OF NEVADA-2955 S FT APACH		4			4
ENCOMPASS HOME HEALTH		4			4
NEULIFE NEUROLOGICAL SERVICES LLC			4	100%	4
POWERS PEDIATRICS			4	100%	4
CONSULATE HEATH CARE AT WEST ALTAMONTE			4	100%	4
Bon Secours Place		3	1	25%	4
CVS MINUTE CLINIC DIAGNOSTIC OF TEXAS		3	1	25%	4
MINUTECLINIC DIAG OF IND LLC #1138		3	1	25%	4
DTR LABS		3	1	25%	4
ASCENSION ST VINCENT'S MEDICAL CENTER		3	1	25%	4
PM PEDIATRICS OF SELDEN PLLC		4			4
LATCHER LABORATORY OF A O FOX MEMORIAL		2	2	50%	4
ALVARO J DANGOND MD PA		4			4
FCHC (OB)-DARWIN SQUARE CTR.			4	100%	4
RHEA MEDICAL CENTER		4			4
WINCHESTER MEDICAL CENTER			4	100%	4
CVS NV9841POCT RENO		2	2	50%	4
CULLMAN REGIONAL URGENT CARE		3	1	25%	4
OKLAHOMA STATE UNIVERSITY DIAGNOSTIC LAB			4	100%	4
CHILDREN'S MEDICAL GROUP		4			4
UNIVERISTY OF MIAMI			4	100%	4
MERCY URGENT CARE			4	100%	4
UF HEALTH PATHOLOGY LABORATORIES			4	100%	4
OMNICARE PHARMACY OF TEXAS 1		4			4
BETHPAGE EXTENDED HOURS CENTER		4			4
EMORY UNIVERSITY HOSPITAL		1	3	75%	4
FAMILY MEDICINE AT WINTER PARK			4	100%	4
MINUTECLINIC DIAGNOSTIC MED GRP OF SAN		3	1	25%	4
CVS PA1296POCT DREXEL HILL		3	1	25%	4
TRUE HEALTH- HOFFNER		3	1	25%	4
Kroger 124 - The Little Clinic University		3	1	25%	4
CVS OH3458POCT BEAVERCREEK		4			4
CRESTAR LABS		2	2	50%	4
LPG PRIMARY CARE AT CAPE CORAL PARKWAY		4			4
MINUTECLINIC DIAGNOSTIC MED GRP OF ORA		3	1	25%	4

COVID-19: testing by laboratory

Data through Mar 7, 2021 verified as of Mar 8, 2021 at 09:25 AM

Data in this report are provisional and subject to change.

The numbers in the table below represent the number of Florida and non-Florida residents for whom test results were received by the Department of Health. A person can be tested by more than one laboratory and can have both positive and negative results. **Therefore, the sum of the numbers in each column will be larger than the total number of people tested.**

Reporting lab	Inconclusive	Negative	Positive	Percent positive	Total
CVS GA3766POCT DACULA		2	2	50%	4
PELICAN LANDING		1	3	75%	4
SHARP MEMORIAL HOSPITAL MICROBIOLOGY DEPT			4	100%	4
SIGNATURE CARE EMERGENCY CENTER		2	2	50%	4
CLINICAL LABORATORIES OF THE BUFFALO		3	1	25%	4
MINUTECLINIC DIAGNOSTIC OF OHIO #2964		4			4
MINUTECLINIC DIAGNOSTIC OF TN PC #240		4			4
MEMORIAL HEALTHCARE SYSTEM		1	3	75%	4
CLINICAL ASSOCIATES OF ORLANDO LLC		4			4
DASCENA LABORATORY			4	100%	4
MEDEXPRESS URGENT CARE - FREDERICK		4			4
USCG SECTOR ST PETE		1	3	75%	4
MEDEXPRESS - NEW CASTLE, DUPONT HWY		4			4
ORANGE COUNTY HEALTH DEPARTMENT		2	2	50%	4
PINELLAS POINT NURSING AND REHAB			4	100%	4
CVS IN5696POCT FORT WAYNE		4			4
Kroger 959 - The Little Clinic Carmel		4			4
CLINICAL PATHOLOGY LABORATORIES			4	100%	4
State Lab Unspecifd			4	100%	4
MEDEXPRESS URGENT CARE - MBURG COMMONS		4			4
FRESENIUS MEDICAL CARE			4	100%	4
ADVANCED PEDIATRICS OF BOCA LLC			4	100%	4
CENTRAL JERSEY URGENT CARE OF EATONTOW		4			4
VIDANT MEDICAL CENTER			4	100%	4
MINUTECLINIC DIAGNOSTIC OF WISCONSIN, LLC		4			4
FLORIDA HOSPITAL ALTAMONTE		2	2	50%	4
CVS SC2736POCT MURRELLS INLET		4			4
BOND & STEELE CLINIC PA D/B/A BOND CLINIC PA		4			4
CAREWELL 202			4	100%	4
PHYSICIANS QUALITY CARE			4	100%	4
DYNACARE LABORATORIES			4	100%	4
CVS TX7162POCT HOUSTON		4			4
CFP PHYSICIANS GROUP			4	100%	4
MINUTECLINIC DIAG OF IND LLC #6840		4			4
PLAINVIEW PRIMARY CARE		4			4
Westminster Manor		3	1	25%	4
MEDEXPRESS URGENT CARE-PASADENA		4			4
MEDICINE SHOPPE #1306 THE		3	1	25%	4
CAPE COD HOSPITAL			4	100%	4
FHPG_EXP CARE PALM HARBOR			4	100%	4
TARPON SPRINGS PEDIATRICS, LLC			4	100%	4
CVS PA4077POCT BELLE VERNON		4			4
CORTLAND REGIONAL MEDICAL CENTER		4			4
SANFORD SOUTH UNIVERSITY		4			4
CENTERPLACE HEALTH, INC			4	100%	4
OVIEDO CHILDRENS HEALTH CENTER LLC		1	3	75%	4
CVS NC2313POCT RALEIGH		3	1	25%	4

COVID-19: testing by laboratory

Data through Mar 7, 2021 verified as of Mar 8, 2021 at 09:25 AM

Data in this report are provisional and subject to change.

The numbers in the table below represent the number of Florida and non-Florida residents for whom test results were received by the Department of Health. A person can be tested by more than one laboratory and can have both positive and negative results. **Therefore, the sum of the numbers in each column will be larger than the total number of people tested.**

Reporting lab	Inconclusive	Negative	Positive	Percent positive	Total
CAPITAL HEALTH LABORATORY INC			4	100%	4
AURORA BAYCARE UROLOGY			4	100%	4
MINUTECLINIC DIAG OF IND, LLC #6910		4			4
Rehabilitation Center of the Palm Beaches		4			4
HEART OF FLORIDA HEALTH CENTER INC		1	3	75%	4
Oakwood - North Baldwins Center for Living		4			4
CVS NY549POCT RIDGEWOOD		2	2	50%	4
ARC POINT LABS OF AUSTIN NORTH			4	100%	4
MINUTECLINIC DIAG OF IND LLC #1367		4			4
URGENT CARE - OCONEE		2	2	50%	4
ELITE MEDICAL CENTER			4	100%	4
MEDEXPRESS URGENT CARE - KOKOMO		4			4
DEPARTMENT OF HEALTH AND HUMAN SERVICES		2	2	50%	4
PRINCETON BMC LABORATORY		4			4
MINUTE-CLINIC DIAGNOSTIC OF VIRGINIA, LLC		4			4
MINUTE CLINIC DIAGNOSTIC OF VIRGINIA, LLC #1905		4			4
Heartland of Boynton Beach			4	100%	4
GILCHRIST COUNTY HEALTH DEPT			4	100%	4
FLORIDA CANCER SPECIALISTS AND RESEARCH		2	2	50%	4
CHIEFLAND MEDICAL CENTER			4	100%	4
INTERMARKET FACILITY			4	100%	4
Mill Valley Care Center		4			4
CVS HEALTH, #1994		3	1	25%	4
CVS MD2956POCT NEW MARKET		3	1	25%	4
SOUTHLAND SUITES OF LAKE LAND			4	100%	4
PANCARE HEALTH - PONCE DE LEON			4	100%	4
CVS NC5532POCT SUMMERFIELD		4			4
UNIVERSITY OF MIAMI STUDENT HEALTH SERVICE			4	100%	4
PALM BEACH CANCER INSTITUTE			4	100%	4
DIAGNOSTIC & MEDICAL SPECIALISTS OF GREENWICH		2	2	50%	4
CAPTAIN JAMES A. LOVELL FEDERAL HEALTHCARE CENTER			4	100%	4
MINUTECLINIC, LLC #5707		4			4
CELEBRATION PEDIATRICS			4	100%	4
SARAH LAWRENCE COLLEGE HEALTH SERVICES		4			4
MINUTECLINIC DIAGNOSTIC OF PENNSYLVAN		3	1	25%	4
DEPARTMENT OF PATHOLOGY ROME MEMORIAL		3	1	25%	4
SOUTHEASTERN REGIONAL MEDICAL CENTER			4	100%	4
NASSAU UNIVERSITY MEDICAL CENTER DEPT		3	1	25%	4
CVS OH2342POCT WEST CHESTER		3	1	25%	4
MEDEXPRESS URGENT CARE - SUMMERSVILLE, WEBSTER RD		4			4
ST. MARY'S HOSPITAL			4	100%	4
MD ANDERSON			4	100%	4
Crowne Health Care of Montgomery		4			4
MEDEXPRESS URGENT CARE - TULSA, S YALE AVE		4			4
MEDEXPRESS URGENT CARE - SOUTH PARKERSBURG		4			4
CVS PA813POCT RICHBORO		4			4
CVS TX7821POCT LEAGUE CITY		4			4

COVID-19: testing by laboratory

Data through Mar 7, 2021 verified as of Mar 8, 2021 at 09:25 AM

Data in this report are provisional and subject to change.

The numbers in the table below represent the number of Florida and non-Florida residents for whom test results were received by the Department of Health. A person can be tested by more than one laboratory and can have both positive and negative results. **Therefore, the sum of the numbers in each column will be larger than the total number of people tested.**

Reporting lab	Inconclusive	Negative	Positive	Percent positive	Total
LPG COCONUT POINT - FAMILY/ INTERNAL MEDICINE		4			4
L3HARRIS FAMILY MEDICAL CENTER			4	100%	4
SUMNER REGIONAL MEDICAL CENTER		3	1	25%	4
MINUTECLINIC DIAG OF IND, LLC #6472		4			4
DIAMOND SPEEDWAY DIALYSIS		1	3	75%	4
SONIC REFERENCE LABORATORY			4	100%	4
AIREVAC INTERNATIONAL		4			4
ASCENDI HOME HEALTH AGENCY INC			4	100%	4
REELFOOT FAMILY WALK IN CLINIC		3	1	25%	4
MINUTE-CLINIC DIAGNOSTIC OF VIRGINIA,		4			4
ELIZABETH CITY HEALTH & REHABILITATION		4			4
WYOMING PUBLIC HEALTH LAB			4	100%	4
CVS SC2269POCT COLUMBIA		3	1	25%	4
IMIC INC RESEARCH			4	100%	4
MINUTECLINIC DIAGNOSTIC OF VIRGINIA, LLC #1656		4			4
MARION AND BERNARD L SAMSON NURSING CENTER			4	100%	4
ARCPPOINT LABS OF FORT LAUDERDALE, FL CENTRAL		1	3	75%	4
GUIDEWELL EMERGENCY MEDICINE DOCTORS LLC #33			4	100%	4
WOMEN'S CARE FLORIDA, LLC		4			4
WILLIAM A HINTON STATE LABORATORY INSTITUTE		1	3	75%	4
Calusa Harbour			4	100%	4
EXPRESS TESTING-ONE			4	100%	4
JFK INTERNAL MEDICINE FACULTY PRACTICE		2	2	50%	4
CAREATC, INC.			4	100%	4
MEDEXPRESS URGENT CARE - LOGAN		4			4
DEPARTMENT OF HEALTH/ NEW YORK			4	100%	4
LIFEHOPE LABS			4	100%	4
MASSASHUSETTS STATE LAB INSTITUTE		1	3	75%	4
NORTH OKALOOSA CLINIC CORP		1	3	75%	4
MEDEXPRESS URGENT CARE - WICHITA, S SENECA ST		2	2	50%	4
COMPREHENSIVE CLINICAL RESEARCH, LLC			4	100%	4
RIVER CITY MEDICAL ASSOCIATES INC			4	100%	4
THONOTOSASSA COMMUNITY HEALTH CENTER		1	3	75%	4
RELIANT ACUTE CARE			4	100%	4
GENEVA GENERAL HOSPITAL LABORATORY		3	1	25%	4
LAKE FOREST PARK OP CO LLC		4			4
Kroger 125 - The Little Clinic Castle Rock		3	1	25%	4
CONSOLIDATED LABORATORY SERVICES			4	100%	4
FHCP - ORMOND BEACH			4	100%	4
SINAI PLAZA NURSING AND REHAB CENTER			4	100%	4
CVS MA394POCT SEEKONK		4			4
TREASURE COAST URGENT & FAMILY CARE			4	100%	4
DISCOVERY VILLAGE AT DEERWOOD			4	100%	4
GENUS DIAGNOSTICS			4	100%	4
STEUBEN COUNTY PUBLIC HEALTH		4			4
PARADIGM LABORATORIES			4	100%	4
CVS CT718POCT ANSONIA		4			4

COVID-19: testing by laboratory

Data through Mar 7, 2021 verified as of Mar 8, 2021 at 09:25 AM

Data in this report are provisional and subject to change.

The numbers in the table below represent the number of Florida and non-Florida residents for whom test results were received by the Department of Health. A person can be tested by more than one laboratory and can have both positive and negative results. **Therefore, the sum of the numbers in each column will be larger than the total number of people tested.**

Reporting lab	Inconclusive	Negative	Positive	Percent positive	Total
THE OASIS ALF		4			4
Millennium Nursing & Rehab Center		4			4
MINUTECLINIC DIANOSTIC OF VIRGINA, LL		3	1	25%	4
MINUTE CLINIC #8979		4			4
CVS PA1671POCT LANCASTER		4			4
PEACEHEALTH LABORATORIES		3	1	25%	4
CULLMAN REGIONAL MEDICAL CENTER		3	1	25%	4
FLORIDA MEDICAL ASSOCIATES LLC			4	100%	4
REFUGE A HEALING PLACE, THE			4	100%	4
MEDEXPRESS URGENT CARE LAVALE		4			4
HEALTHCARE NETWORK OF SOUTHWEST FLORIDA			4	100%	4
MEDEXPRESS URGENT CARE - SOMERSET TOWNSHIP		4			4
FLORIDA HEALTH CARE PLANS STIRLING CENTER			4	100%	4
CVS OH3080POCT HUBER HEIGHTS		4			4
CVS GA2236POCT WOODSTOCK		4			4
CVS NC2771POCT CLAYTON		3	1	25%	4
ADVENT HEALTH - TUSKAWILLA		4			4
COVID TESTING LLC			4	100%	4
NAVAL MEDICAL CENTER SAN DIEGO			4	100%	4
Kroger 752 - The Little Clinic Central Station		3	1	25%	4
CVS CA8850POCT HUNTINGTON BEACH		3	1	25%	4
DEVEREUX FLORIDA CHILDRENS CENTER			4	100%	4
BARTON MEMORIAL HOSPITAL		3	1	25%	4
CAREWELL URGENT CARE			4	100%	4
CVS IL8751POCT CHICAGO		4			4
ALLIANCE PEDIATRICS PA			4	100%	4
SunTerrace Health Care Center		3	1	25%	4
DEPT OF VA MEDICAL CENTER - RICHMOND		3	1	25%	4
LIFE CARE HOME HEALTH SERVICES LLC		1	3	75%	4
CVS MO8556POCT KANSAS CITY		4			4
NOT GIVEN		1	3	75%	4
BELLIN HEALTH LAB		1	3	75%	4
EPI			4	100%	4
SIGNATURE CARE MONTROSE		2	2	50%	4
MEDEXPRESS URGENT CARE- FORT WORTH N T		4			4
MEDEXPRESS URGENT CARE PLEASANT HILLS		3	1	25%	4
MINUTE CLINIC DIAGNOSTIC OF VIRGINIA, LLC #7543		4			4
TRIDENT BIOMETRICS		3	1	25%	4
ST PETE DIRECT PRIMARY CARE		2	2	50%	4
INFINITI LABS INC			4	100%	4
CVS IL8747POCT CHICAGO		4			4
OPTUM OF RED ROAD		4			4
UNIVERSITY OF WASHINGTON MEDICAL CENTER (UWMC) EMERGENCY DEPT.			4	100%	4
IMMUNOGENOMICS LLC		1	3	75%	4
HARBOUR ISLAND PEDIATRICS LLC			4	100%	4
NEMOURS CHILDREN'S CLINIC			4	100%	4
MEDEXPRESS URGENT CARE, FAIRMONT		4			4

COVID-19: testing by laboratory

Data through Mar 7, 2021 verified as of Mar 8, 2021 at 09:25 AM

Data in this report are provisional and subject to change.

The numbers in the table below represent the number of Florida and non-Florida residents for whom test results were received by the Department of Health. A person can be tested by more than one laboratory and can have both positive and negative results. **Therefore, the sum of the numbers in each column will be larger than the total number of people tested.**

Reporting lab	Inconclusive	Negative	Positive	Percent positive	Total
BUCKINGHAM PLACE ALF		4			4
HARBORCHASE OF VILLAGES CROSSING			4	100%	4
SOUTHWESTERN REGIONAL MEDICAL CENTER - TULSA		4			4
CARENOW URGENT CARE - WINTER SPRINGS		3	1	25%	4
JOSEF SCHENKER, MD, PC		4			4
Health Care Center of Jacksonville			4	100%	4
CVS OH3393POCT AURORA		3	1	25%	4
CLINICAL CARE CENTER, INC			3	100%	3
MOULTRIE CREEK NURSING AND REHAB			3	100%	3
TIEHH BIOTERRORISM RESPONSE LAB			3	100%	3
NEWSTAR MEDICAL LABORATORIES		3			3
ADVANCED MEDICAL RESEARCH CENTER LLC			3	100%	3
MEDEXPRESS URGENT CARE - WILKES BARRE		2	1	33%	3
IVY CREEK URGENT CARE OF ENTERPRISE			3	100%	3
BAYSIDE URGENT CARE CENTER INC			3	100%	3
SIGNATURE CARE PFLUGERVILLE			3	100%	3
COMMUNICABLE DISEASE CONTROL/PUBLIC HEALTH EMERGENCY PREPAREDNESS			3	100%	3
ST JOSEPH'S HOSPITAL NORTH LABORATORY			3	100%	3
NEW YORK STATE DEPARTMENT OF HEALTH		1	2	67%	3
MINUTE CLINIC LLC #0169		3			3
CVS NC3803POCT MOORESVILLE		3			3
URGENT DOC - URGENT CARE CLINIC			3	100%	3
MEDEXPRESS URGENT CARE NORWIN		3			3
MINUTECLINIC DIAGNOSTIC OF OHIO #6147		2	1	33%	3
ST LUKES HOSPITAL LABORATORY		2	1	33%	3
LEESBURG REGIONAL MEDICAL CENTER URGENT CARE			3	100%	3
CARESPOT-WELLINGTON			3	100%	3
LINCOLN MEDICAL CENTER		3			3
Cleveland Clinic Weston			3	100%	3
CABELL HUNTINGTON HOSPITAL CLINICAL LAB			3	100%	3
CVS MINUTE CLINIC DIAGNOSTIC MED GRP		3			3
ONSLOW MEMORIAL HOSPITAL LABORATORY		3			3
STEAMBOAT EMERGENCY CENTER			3	100%	3
FELICIDAD MEDICAL CENTER INC			3	100%	3
HILLVIEW LABORATORY			3	100%	3
TAMPA INTERNATIONAL AIRPORT			3	100%	3
FLAGLER FAMILY MEDICINE PA			3	100%	3
SUNDALE NURSING HOME		3			3
CVS TX10140POCT THE WOODLANDS		3			3
PROPATH			3	100%	3
MEDEXPRESS URGENT CARE - NORTH LITTLE		2	1	33%	3
WEST TN HEALTH MED NORTH		3			3
JOHNNIE RUTH CLARKE LAB			3	100%	3
MEDEXPRESS URGENT CARE - WEST ST PAUL, ROBERT ST S		3			3
Hunterdon Medical Center Laboratory		3			3
MEDEXPRESS URGENT CARE-CHIPPEWA		2	1	33%	3
CGH MEDICAL CENTER			3	100%	3

COVID-19: testing by laboratory

Data through Mar 7, 2021 verified as of Mar 8, 2021 at 09:25 AM

Data in this report are provisional and subject to change.

The numbers in the table below represent the number of Florida and non-Florida residents for whom test results were received by the Department of Health. A person can be tested by more than one laboratory and can have both positive and negative results. **Therefore, the sum of the numbers in each column will be larger than the total number of people tested.**

Reporting lab	Inconclusive	Negative	Positive	Percent positive	Total
ADVANCED HEART CARE OF SOUTH FLORIDA		3			3
Kroger 768 - The Little Clinic Leestown Rd		2	1	33%	3
WALGREENS NO 19542		3			3
NORTH CAROLINA DEPT OF HEALTH & HUMAN SRVCS STATE LAB OF PUBLIC HEALTH			3	100%	3
MEDEXPRESS URGENT CARE-ARLINGTON		2	1	33%	3
NONA PEDIATRIC CENTER			3	100%	3
SEMINOLE FAMILY HEALTH CENTER		3			3
320 S TRANSIT ST		3			3
NEMOURS CHILDREN'S URGEN CARE			3	100%	3
HEALGEN SCIENTIFIC			3	100%	3
SHANDS AT LAKE SHORE LAB		1	2	67%	3
MEDEXPRESS URGENT CARE GREENSBURG		2	1	33%	3
MEDEXPRESS URGENT CARE - WALDORF, CRAIN HWY		3			3
COVID PROCESSING SITE			3	100%	3
US SPECIALTY LABS			3	100%	3
CVS MI8049POCT WATERFORD		3			3
HARBORCHASE OF GAINESVILLE			3	100%	3
CVS MA594POCT FALMOUTH		3			3
MEDEXPRESS URGENT CARE - WHEELING		2	1	33%	3
BAPTIST OUTPATIENT SERVICES			3	100%	3
ADVANCED URGENT CARE CENTER OF THE UPPER KEYS		1	2	67%	3
Westside Terrace		3			3
WINDSOR AT OCALA		2	1	33%	3
ALLIANCE FOR MULTISPECIALTY RESEARCH		3			3
BAPTIST PRIMARY CARE FERNANDINA BEACH			3	100%	3
LEGACY ER AND URGENT CARE			3	100%	3
CLINICAL CARE ASSOCIATES, INC			3	100%	3
SCRIPPS CLINIC MEDICAL			3	100%	3
PHYSICIANS CARE INC		1	2	67%	3
AKRON GENERAL MEDICAL CENTER MAIN		3			3
FLORIDA HOSPITAL PHYSICIANS GROUP		1	2	67%	3
ST VINCENTS AMBULATORY CARE INC		1	2	67%	3
CVS RI326POCT NORTH SMITHFIELD		3			3
NYU WINTHROP LABORATORY		3			3
HEALTHQUEST, INC		2	1	33%	3
SCIENTIFIC LABORATORY DIVISION			3	100%	3
NORTHWEST FLORIDA CLINICAL LAB		1	2	67%	3
PROMPT CARE OF CENTRAL FLORIDA LLC			3	100%	3
MPG JACKSONVILLE ATLANTIC BLVD		1	2	67%	3
MINUTECLINIC LLC #5176			3	100%	3
NEMOURS CHILDRENS PRIMARY CARE MAITLAND			3	100%	3
COASTAL LABORATORIES OF FLORIDA			3	100%	3
MEDICAL CENTER OF THE ROCKIES			3	100%	3
BROOKDALE SENIOR LIVING			3	100%	3
MINUTECLINIC DIAGNOSTIC OF WISCONSIN,		3			3
NOVANT HEALTH PRESBYTERIAN		2	1	33%	3
TERRACE OF ST CLOUD, THE		2	1	33%	3

COVID-19: testing by laboratory

Data through Mar 7, 2021 verified as of Mar 8, 2021 at 09:25 AM

Data in this report are provisional and subject to change.

The numbers in the table below represent the number of Florida and non-Florida residents for whom test results were received by the Department of Health. A person can be tested by more than one laboratory and can have both positive and negative results. **Therefore, the sum of the numbers in each column will be larger than the total number of people tested.**

Reporting lab	Inconclusive	Negative	Positive	Percent positive	Total
NYC PUBLIC HEALTH LABS			3	100%	3
COVENANT PEDIATRICS		1	2	67%	3
VICAR'S LANDING NURSING HOME		2	1	33%	3
BEEBE MEDICAL CENTER LABORATORY		3			3
MEDEXPRESS URGENT CARE MARTINSBURG		2	1	33%	3
PRISMA HEALTH MIDLANDS			3	100%	3
CENTRAL JERSEY URGENT CARE OF BROWN MI		3			3
ALOHA HOME CARE LLC DBA ACCENTCARE HOME HEALTH OF		3			3
NORTHCREST MEDICAL CENTER		1	2	67%	3
FLORIDA LABORATORY ANALYSIS, LLC			3	100%	3
JOSEPH SCHENKER MD PC		3			3
Kroger 571 - The Little Clinic Hendersonville		1	2	67%	3
NC STATE LABORATORY OF PUBLIC HEALTH		3			3
FAMILY TREE MEDICAL GROUP PA		2	1	33%	3
MEDEXPRESS URGENT CARE-HERSHEY		2	1	33%	3
MOBIL LAB FOR ALL INC		3			3
LEXINGTON MEDICAL CENTER		1	2	67%	3
ERIE COUNTY PUBLIC HEALTH CLINICAL		3			3
SAVANNAH COVE		3			3
Fort Gaines Health and Rehab		3			3
Medilodge of Montrose		3			3
CVS MO10053POCT SAINT PETERS		3			3
COMMUNITY MEDICAL CENTER			3	100%	3
TIFTON CARECONNECT URGENT CARE			3	100%	3
CARENOW-LEBANON		1	2	67%	3
MALABAR FAMILY PRACTICE		1	2	67%	3
Broadview Multi-Care Center		3			3
CVS IN3975POCT JEFFERSONVILLE		2	1	33%	3
SOLERA SPECIALTY PHARMACY LLC		2	1	33%	3
SARASOTA PERSONAL MEDICINE		2	1	33%	3
NASSAU COUNTY HEALTH DEPARTMENT-FERNANDINA BEACH C		3			3
VELOCITY CARE			3	100%	3
LITTLE SPURS PEDIATRIC URGENT CARE		1	2	67%	3
MINUTECLINIC DIAG OF IND, LLC #8645		3			3
CROSSVILLE MEDICAL GROUP		1	2	67%	3
PINELLAS PARK HEALTH CENTER - PINELLAS CHD		1	2	67%	3
BOLING, STEPHANIE		3			3
MINUTECLINIC, LLC #09202		2	1	33%	3
CVS MD4371POCT OCEAN CITY		3			3
MEDICAL CITY DALLAS HOSPITAL			3	100%	3
QHG OF ENTERPRISE INC (DBA MEDICAL CTR		3			3
GENDERXPRESS/PICTURE ME PERFECT IMAGING			3	100%	3
CANOPY PEDIATRICS		3			3
LEE CONVENIENT CARE AT SUMMERLIN			3	100%	3
MINUTECLINIC DIAGNOSTIC OF NORTH CARO		3			3
CVS PA5241POCT CHALFONT		3			3
MONROE URGENT CARE		2	1	33%	3

COVID-19: testing by laboratory

Data through Mar 7, 2021 verified as of Mar 8, 2021 at 09:25 AM

Data in this report are provisional and subject to change.

The numbers in the table below represent the number of Florida and non-Florida residents for whom test results were received by the Department of Health. A person can be tested by more than one laboratory and can have both positive and negative results. **Therefore, the sum of the numbers in each column will be larger than the total number of people tested.**

Reporting lab	Inconclusive	Negative	Positive	Percent positive	Total
Kroger 388 - The Little Clinic Braelinn Village		3			3
COVANCE CLS			3	100%	3
INTERNAL MEDICINE AND WOUND CARE SPECIALIST LLC		3			3
SISD EMPLOYEE HEALTH CLINIC			3	100%	3
WELLMED AT FORT PIERCE		1	2	67%	3
MEADOWS AT CYPRESS GARDENS, THE		3			3
RUSSELL SAGE COLLEGE WELLNESS CENTER		3			3
SUN TERRACE HEALTH CARE CENTER			3	100%	3
WYOMING DEPT OF HEALTH			3	100%	3
ORLANDO REGIONAL HEALTH SERVICES		1	2	67%	3
Bethany Health and Rehab		3			3
VA PRIMARY CARE ANNEX			3	100%	3
SMOKY MOUNTAIN URGENT CARE AND FAMILY MEDICINE CENTER			3	100%	3
COOPER UNIVERSITY HOSPITAL LABORATORY		2	1	33%	3
THE OASIS BEACHSIDE		3			3
SUMMIT MEDICAL GROUP - WEST ORANGE		3			3
CVS PA1379POCT LANSDALE		3			3
CVS SC7334POCT LEXINGTON		3			3
BROOKDALE OAKBRIDGE		1	2	67%	3
VIRGINIA DEPARTMENT OF HEALTH DIVISION OF			3	100%	3
LAURELLWOOD NURSING CENTER		1	2	67%	3
ST LUCIE COUNTY HEALTH DEPARTMENT		2	1	33%	3
BRIGHAM AND WOMEN'S HOSPITAL			3	100%	3
LRHS Florida Poly Tech		3			3
CLARA MAASS TRANSITIONAL CARE UNIT		3			3
MD ANDERSON CANCER CENTER DI BAY AREA			3	100%	3
ATLANTIC SURGERY CENTER OF JACKSONVILLE BEACH		3			3
NDX-CORE LAB			3	100%	3
LEVY COUNTY DEPT. OF PUBLIC SAFETY		1	2	67%	3
MIDWAY SPECIALTY CARE RX LLC		1	2	67%	3
Kroger 448 - The Little Clinic Mason		3			3
SOUTH COUNTY MENTAL HEALTH CENTER INC			3	100%	3
YORK HOSPITAL - LABORATORY			3	100%	3
BRANDON REGIONAL EMERGENCY CTR			3	100%	3
MINUTECLINIC DIAG OF IND, LLC #6483		1	2	67%	3
MEDEXPRESS URGENT CARE, CHAMBERSBURG		2	1	33%	3
PROVIDENCE LABORATORY SERVICES		3			3
WALGREENS #07502		3			3
GROVES CENTER			3	100%	3
Concordia Village of Tampa			3	100%	3
CVS MINUTE CLINIC DIAGNOSTIC MED GRP OF CAL		3			3
CAMPAZZI CONCIERGE MEDICAL SERVICES		2	1	33%	3
FULGENT GENETICS HOUSTON		3			3
CVS NJ715POCT WAYNE		3			3
ESCO DRUG CO INC		3			3
MENORAH MANOR			3	100%	3
NORTH DAKOTA DEPT OF HEALTH MICROBIOLOGY		1	2	67%	3

COVID-19: testing by laboratory

Data through Mar 7, 2021 verified as of Mar 8, 2021 at 09:25 AM

Data in this report are provisional and subject to change.

The numbers in the table below represent the number of Florida and non-Florida residents for whom test results were received by the Department of Health. A person can be tested by more than one laboratory and can have both positive and negative results. **Therefore, the sum of the numbers in each column will be larger than the total number of people tested.**

Reporting lab	Inconclusive	Negative	Positive	Percent positive	Total
MANATEE URGENT CARE LLC			3	100%	3
MEDEXPRESS URGENT CARE - WAXAHACHIE, N HIGHWAY 77		1	2	67%	3
SSM HEALTH ST LOUIS MICROBIOLOGY LABORATORY		1	2	67%	3
JS HEALTHCARE		2	1	33%	3
CENTURY LINK SPORTS COMPLEX			3	100%	3
Marian Manor, Inc		3			3
CVS SC5471POCT LEXINGTON		2	1	33%	3
BARONESS ERLANGER HOSPITAL		3			3
AVANTE INVERNESS		1	2	67%	3
LOYOLA UNIVERSITY MEDICAL CENTER LABORATORY			3	100%	3
BNC Medical Investors, LLC Berrien Nursing & Rehabilitation Center		3			3
ENCOMPASS HEALTH REHABILITATION OF ALTAMONTE			3	100%	3
CELEBRATION PRIMARY CARE ASSOCIATES LLC		3			3
HARBORCHASE OF STUART			3	100%	3
SCHIFF CENTER FOR LIVER DISEASES		1	2	67%	3
MURFREESBORO MEDICAL CLINIC		3			3
PROHEALTH PRIMARY CARE - GLEN OAKS		3			3
BRADENTON PHYSICIAN MEDICAL CENTER			3	100%	3
MAYO		1	2	67%	3
MEDEXPRESS URGENT CARE- COLUMBIA HEIGH		3			3
NATURE COAST PRIMARY CARE LAB LLC			3	100%	3
SOFTLAB			3	100%	3
NEBRASKA DEPARTMENT OF HEALTH AND HUMAN SERVICES			3	100%	3
SOUTH LAKE FAMILY HEALTH CENTER			3	100%	3
Walgreens #5984		3			3
QUATRACOR PLLC		3			3
HALIFAX HEALTH CARE FOR WOMEN		3			3
Gracemore Nursing and Rehab		3			3
PATIENT FIRST - ALLENTOWN			3	100%	3
NHC HealthCare Anniston		3			3
GAINESVILLE PEDIATRIC ASSOCIATES			3	100%	3
BAPTIST HOSPITAL EMPLOYEE HEALTH OFF			3	100%	3
SKIPPACK MEDICAL LAB			3	100%	3
CVS MO8555POCT KANSAS CITY		3			3
HAVEN CUSTEAD CARE CENTER			3	100%	3
BROOKDALE LAKE MARY			3	100%	3
Kroger 895 - The Little Clinic Green Hills		3			3
SOUTH MIAMI HOSPITAL			3	100%	3
Kennedy University Hospital -Wash Twp L		3			3
PARKWAY DRUGS OF ONEIDA COUNTY NORTH I		2	1	33%	3
MINNEOLA PLACE A HOMEBRIDGE COMMUNITY		3			3
SUNCREST OMNI		3			3
MEDIC INFUSION PA		3			3
BAPTIST HOSPITAL NURSING/PATIENT CARE			3	100%	3
RICHMOND CITY DEPARTMENT OF PUBLIC HEALTH			3	100%	3
THOMAS LANGLEY			3	100%	3
MEDEXPRESS URGENT CARE, HERMITAGE		1	2	67%	3

COVID-19: testing by laboratory

Data through Mar 7, 2021 verified as of Mar 8, 2021 at 09:25 AM

Data in this report are provisional and subject to change.

The numbers in the table below represent the number of Florida and non-Florida residents for whom test results were received by the Department of Health. A person can be tested by more than one laboratory and can have both positive and negative results. **Therefore, the sum of the numbers in each column will be larger than the total number of people tested.**

Reporting lab	Inconclusive	Negative	Positive	Percent positive	Total
TMH PHYSICIAN PARTNERS BLOUNTSTOWN			3	100%	3
COASTAL SKIN SURGERY AND DERMATOLOGY PL		3			3
Kroger 635 - The Little Clinic Dacula		3			3
STRINGFELLOW MEMORIAL HOSPITAL		3			3
WELLMED AT APOLLO BEACH BLVD		1	2	67%	3
HELIX LW UC		1	2	67%	3
ORLANDO FAMILY PHYSICIANS INC			3	100%	3
ADRIANA M CASTRO MD PA		3			3
GRADY MEMORIAL HOSPITAL/MICRO			3	100%	3
ASPEN VALLEY HOSPITAL			3	100%	3
SENTARA NORFOLK GENERAL HOSPITAL CENTRAL LAB			3	100%	3
Kroger 522 - The Little Clinic Gahanna		2	1	33%	3
MARYLAND STATE DEPT OF HEALTH	2		1	33%	3
LAHEY CLINIC MEDICAL CENTER			3	100%	3
TRUE HEALTH – LAKE UNDERHILL		3			3
MINUTECLINIC DIAGNOSTIC OF VIRGINIA, LLC		3			3
CTRS			3	100%	3
Wynfield Park Health and Rehabilitation		3			3
DOCTOR 4 U CLINIC		1	2	67%	3
CAPTIAL REGIONAL MEDICAL CENTER			3	100%	3
SPRING LAKE REHABILITATION CENTER			3	100%	3
CVS NC3853POCT BURLINGTON		3			3
CLINICA HISPANIA			3	100%	3
CVS IN6713POCT BLOOMINGTON		3			3
MEDICAL CENTER OF CENTRAL GEORGIA			3	100%	3
DELAWARE PUBLIC HEALTH LABORATORY		1	2	67%	3
FIRST CARE - MIDDLESBORO			3	100%	3
MEDEXPRESS URGENT CARE-CLOQUET		3			3
CVS OH6123POCT CINCINNATI		2	1	33%	3
HOMELAND CENTER		3			3
PARADISE VILLA ALF INCORPORATED		3			3
MONTANA PUBLIC HEALTH LAB			3	100%	3
ACL LABORATORIES INDUSTRIAL TOXICOLOGY			3	100%	3
NEMOURS CHILDRENS PRIMARY CARE HORIZON WEST			3	100%	3
AIRPORT CLINIC			3	100%	3
CENTRAL DUPAGE HOSPITAL			3	100%	3
ELITE PRIMARY CARE OF WAYCROSS			3	100%	3
MC DIAGNOSTIC OF CONNECTICUT, PC #114		3			3
HOPE HEALTH CARE, LLC		3			3
JUPITER INTERNAL MEDICINE AND ASSOCIATES			3	100%	3
VIRGINIA DIVISION OF CONSOLIDATED LABORATORIES			3	100%	3
CVS PA1074POCT KENNETT SQUARE		3			3
ADVICE FOR OPTIMAL WELLNESS, INC			3	100%	3
LOCH HAVEN PEDIATRICS			3	100%	3
LEESBURG COMMUNITY HEALTH CENTERS			3	100%	3
MICHIGAN HEALTH CLINIC LABORATORIES		2	1	33%	3
HEARTLAND - CHARLESTON OF HANAHAN SC,		3			3

COVID-19: testing by laboratory

Data through Mar 7, 2021 verified as of Mar 8, 2021 at 09:25 AM

Data in this report are provisional and subject to change.

The numbers in the table below represent the number of Florida and non-Florida residents for whom test results were received by the Department of Health. A person can be tested by more than one laboratory and can have both positive and negative results. **Therefore, the sum of the numbers in each column will be larger than the total number of people tested.**

Reporting lab	Inconclusive	Negative	Positive	Percent positive	Total
INTERNAL MEDICINE & PEDIATRICS WELLNESS CENTER			3	100%	3
ST. LUKE'S HOSPITAL - BETHLEHEM CAMPUS		1	2	67%	3
DACH MAIN LAB			3	100%	3
Kroger 758 - The Little Clinic Providence		3			3
CVS PA1657POCT YORK		2	1	33%	3
LIFE CARE CENTER OF SKAGIT VALLEY		3			3
MERCY HOSPITAL			3	100%	3
Bainbridge Health and Rehab		3			3
Kroger 387 - The Little Clinic Hubbards Lane		3			3
WELLSTAR KENNESTONE HOSPITAL			3	100%	3
RAPID CITY RUGENT CARE			3	100%	3
24TH WEAPONS OF MASS DESTRUCTION - CIVIL SUPPORT		3			3
LPG PEDIATRICS AT LEHIGH ACRES		2	1	33%	3
CVS KS676POCT LAWRENCE		2	1	33%	3
Englewood Health and Rehab			3	100%	3
MINUTE CLINIC LLC #1909		3			3
ADVANCED PEDIATRICS			3	100%	3
CCRX OF NORTH CAROLINA, LLC		2	1	33%	3
CROSSROADS URGENT CARE PLLC		3			3
BLACK STALLION WALK IN AND EXERCISE CLINICS LLC		1	2	67%	3
HARBOUR'S EDGE		2	1	33%	3
OHIO HEALTH DOCTORS HOSPITAL			3	100%	3
MID FLORIDA CLINICAL LABORATORY		2	1	33%	3
HEPATOLOGY DIAGNOSTIC LAB			3	100%	3
ALABAMA DEPT PUBLIC HEALTH			3	100%	3
VA OUTPATIENT CLINIC-NEW PORT RICHEY			3	100%	3
ALLIANCE LABS @LRMC			3	100%	3
MEDEXPRESS URGENT CARE - LITTLE ROCK		2	1	33%	3
CVS IN6605POCT INDIANAPOLIS		2	1	33%	3
HIALEAH SHORES NURSING AND		2	1	33%	3
TUFTS MEDICAL CENTER			3	100%	3
LEE MEMORIAL HOSPITAL BLOOD GAS LAB			3	100%	3
CVS MO4850POCT SPRINGFIELD		3			3
FAMILY FIRST PEDIATRICS			3	100%	3
UNIVERSITY OF MICHIGAN		2	1	33%	3
OWL NOW URGENT CARE			3	100%	3
Village on the Green			3	100%	3
TARRANT COUNTY PUBLIC HEALTH		3			3
GONZALEZ MD AND ASWAD MD HEALTH SERVICES			3	100%	3
Magnolia Health and Rehab Center			3	100%	3
CITY OF SANFORD EMPLOYEE HEALTH AND		3			3
BLACKWATER RIVER			3	100%	3
MEDEXPRESS-HOUSTON EAST FWY		1	2	67%	3
CVS CA9721POCT ARCADIA		3			3
SCOTTS PHARMACY		3			3
VILLAGES HEALTH, THE		3			3
IOWA DEPARTMENT OF PUBLIC HEALTH			3	100%	3

COVID-19: testing by laboratory

Data through Mar 7, 2021 verified as of Mar 8, 2021 at 09:25 AM

Data in this report are provisional and subject to change.

The numbers in the table below represent the number of Florida and non-Florida residents for whom test results were received by the Department of Health. A person can be tested by more than one laboratory and can have both positive and negative results. **Therefore, the sum of the numbers in each column will be larger than the total number of people tested.**

Reporting lab	Inconclusive	Negative	Positive	Percent positive	Total
STATEN ISLAND CHAI CARE		3			3
Greystone Health Care Center		3			3
PREMIER CLINICAL RESEARCH INSTITUTE INC			3	100%	3
SOFTCELL L-FORM LABORATORIES, LLC			3	100%	3
ADVENT HEALTH - CENTRAL PASCO ER			3	100%	3
NORTH BROWARD HOSPITAL DISTRICT HEALTHCARE FOR THE HOMELESS			3	100%	3
CVS PA2687POCT EXTON		3			3
SUPER HEALTH PHARMACY LLC		3			3
CVS OH2518POCT COLUMBUS		2	1	33%	3
CVS SC1540POCT MYRTLE BEACH		2	1	33%	3
MEDICAL SERVICES OF AMERICA HOME HEALTH		3			3
MINUTECLINIC, LLC #05814		3			3
CALLE OCHO DIALYSIS			3	100%	3
PREMIER FAMILY AND SPORTS MEDICINE		2	1	33%	3
LAKESIDE HOSPITAL BELLE GLADE			3	100%	3
EAST TENNESSEE CHILDREN'S HOSPITAL		2	1	33%	3
LIVINGSTON COUNTY DEPT OF HEALTH REPRO			3	100%	3
NORTH SHORE HOSP. INFECTION CONTROL			3	100%	3
GYN PATH SERVICES			3	100%	3
BRENTWOOD SENIOR LIVING AT ST PETE			3	100%	3
TAYLOR MANOR		1	2	67%	3
PARRISH MEDICAL CENTER-WAIVED TESTING		3			3
MEDEXPRESS - WILMINGTON CONCORD PIKE		2	1	33%	3
CVS PA2688POCT COLLEGEVILLE		3			3
MEDFUSION		2	1	33%	3
Kroger 592 - The Little Clinic Alexander Plaza		2	1	33%	3
INSPIRA MEDICAL CENTER VINELAND LAB		2	1	33%	3
CVS GA5637POCT VILLA RICA		3			3
Sears Coastal Nursing and Rehab		3			3
CVS TN7144POCT BARTLETT		3			3
BROOME COUNTY HEALTH DEPARTMENT		2	1	33%	3
CVS SC5550POCT CLOVER		2	1	33%	3
CVS TX5877POCT PEARLAND		3			3
DEPARTMENT OF HEALTH AND ENVIRONMENTAL CONTROL			3	100%	3
WINDER NURSING INC DBA WINDER HEALTH CARE		3			3
LAKE MARY PEDIATRICS			3	100%	3
CROWNE HEALTH CARE OF FORT PAYNE		2	1	33%	3
EXETER HOSPITAL		3			3
CVS IN6757POCT COLUMBUS		3			3
MINUTECLINIC DIAG OF IND, LLC #5369		2	1	33%	3
NORTHERN LIGHT LABORATORY		1	2	67%	3
UNIVERSITY OF KANSAS MEDICAL CENTER			3	100%	3
IMMERSION RESIDENTIAL LLC			3	100%	3
MED FUSION			3	100%	3
CVS PHARMACY INC DBA CVS/PHARMACY #10908		3			3
QUEST DIAGNOSTICS CLINICAL LABORATORIES INC		2	1	33%	3
MEDICAL UNIVERSITY SC HOSPITAL			3	100%	3

COVID-19: testing by laboratory

Data through Mar 7, 2021 verified as of Mar 8, 2021 at 09:25 AM

Data in this report are provisional and subject to change.

The numbers in the table below represent the number of Florida and non-Florida residents for whom test results were received by the Department of Health. A person can be tested by more than one laboratory and can have both positive and negative results. **Therefore, the sum of the numbers in each column will be larger than the total number of people tested.**

Reporting lab	Inconclusive	Negative	Positive	Percent positive	Total
PROGRESS PHARMACY INC			3	100%	3
2412 LEBANON PIKE		2	1	33%	3
MARTHA A PRICE MD PA		1	2	67%	3
NASSAU COUNTY HEALTH DEPARTMENT		3			3
THE PATHOLOGY LABORATORY		1	2	67%	3
Rosedale Green		3			3
CVS IL8753POCT CHICAGO		3			3
QUALITY LABORATORY SERVICE		2	1	33%	3
PEDIATRICS BY THE SEA JOG RD OFFICE			3	100%	3
CUMBERLAND MEDICAL CENTER INC		3			3
ANN STORCK CENTER INC		3			3
DOUGLASVILLE NURSING AND REHABILITATIO		3			3
BAPTIST PRIMARY CARE, INC.		2	1	33%	3
MT CARMEL PHARMACY INC		3			3
MONTEFIORE MEDICAL CENTER LABS MONTEFIORE		2	1	33%	3
CLEARWATER		2	1	33%	3
SUNSHINE STATE DIALYSIS			3	100%	3
EAST NAPLES PEDIATRICS			3	100%	3
MARION COUNTY FIRE RESCUE		3			3
OPTUM PRIMARY CARE - SILVER LAKES			3	100%	3
APEX CLINICAL LABORATORIES INC		3			3
Kroger 093 - The Little Clinic Stapleton		2	1	33%	3
H/L of WEst AShley Rhabilitation and Nursing Center		3			3
ALLIED PHYSICIANS GROUP PLLC		3			3
SPARROW CENTRAL LAB			3	100%	3
MANORCARE NURSING & REHABILITATION CENTER-NAPLES		3			3
CVS NC7548POCT FUQUAY VARINA		2	1	33%	3
CVS MA1852POCT MEDWAY		3			3
ORCHID COVE DAYTONA			3	100%	3
UHEALTH JACKSON URGENT CARE - CUTLER BAY		1	2	67%	3
UNITY HEALTH AND REHABILITATION CENTER			3	100%	3
MINUTECLINIC DIAGNOSTIC OF MICHIGAN, P		3			3
Kroger 627 - The Little Clinic Castleberry		2	1	33%	3
ROANE MEDICAL CENTER		2	1	33%	3
PREMIER PEDIATRICS			3	100%	3
ALL4KIDZ PEDIATRICS LLC		2	1	33%	3
CAREHERE LLC			3	100%	3
MEDEXPRESS URGENT CARE - RICHMOND, W BROAD ST		3			3
DEPARTMENT OF HEALTH AND HUMAN SERVICES DIVISION OF BEHAVIORAL HEALTH		1	2	67%	3
CVS IL4778POCT EVANSTON		3			3
FIRST PHYSICIANS GROUP - LORRAINE CORNERS		3			3
CARENOW-ATASCOCITA			3	100%	3
CENTRAL JERSEY URGENT CARE		3			3
GREENTREE MEDICAL CENTER			3	100%	3
MARRA'S PHARMACY		3			3
CENTRAL FLORIDA INTERNAL OCCUPATIONAL AND		3			3
WAL-MART STORES EAST LP		2	1	33%	3

COVID-19: testing by laboratory

Data through Mar 7, 2021 verified as of Mar 8, 2021 at 09:25 AM

Data in this report are provisional and subject to change.

The numbers in the table below represent the number of Florida and non-Florida residents for whom test results were received by the Department of Health. A person can be tested by more than one laboratory and can have both positive and negative results. **Therefore, the sum of the numbers in each column will be larger than the total number of people tested.**

Reporting lab	Inconclusive	Negative	Positive	Percent positive	Total
OHIO DEPARTMENT OF HEALTH LABORATORY		2	1	33%	3
VIRTUA MEMORIAL HOSPITAL BURLINGTON COUNTY		1	2	67%	3
AZALEALAND NURSING HOME		3			3
FLORIDA MENTOR-POINT WEST CLUSTER		3			3
MEDEXPRESS URGENT CARE, BELLE VERNON		3			3
UNIVERISTY OF MEMPHIS ATHLETIC TRAINI		3			3
MED EXPRESS URGENT CARE PC - MARYLAND		2	1	33%	3
GARCIA MORALES NELSON			3	100%	3
NORTH NAPLES HOSPITAL RESPIRATORY THERAPY DEPARTMENT			3	100%	3
LUVERNE HEALTH AND REHABILITATION		3			3
MINUTECLINIC, LLC (CLINIC 10928)		3			3
CVS NJ837POCT MARLTON		3			3
GREATER MOBILE URGENT CARE – SPRINGHILL			3	100%	3
FHPG TAMPA PRIMARY CARE			3	100%	3
AMI ST FRANCIS HOSPITAL LABORATORY		2	1	33%	3
AUSTIN PUBLIC HEALTH			3	100%	3
ADVENT HEALTH MEDICAL GROUP FAMILY MEDICINE			3	100%	3
ST. PETERSBURG PEDIATRICS- 38TH AVENUE			3	100%	3
FLORIDA MEDICAL CLINIC -INTERNAL MED DADE CITY			3	100%	3
CVS MN6811POCT PLYMOUTH		3			3
PEDIATRICS AND ADOLESCENT MEDICINE		2	1	33%	3
FLORIDA HOSPITAL LABORATORIES		3			3
BETTERMED URGENT CARE			3	100%	3
WHITE EARTH IHS MAIN LAB		3			3
URGENT CARE OF THE SMOKIES			3	100%	3
YATES COUNTY PUBLIC HEALTH		3			3
BAYCARE MEDICAL GROUP, INC		3			3
ACM MEDICAL LABORATORY ALLIANCE		1	2	67%	3
Lakeview Village		3			3
SANFORD MOBILE LAB			3	100%	3
EXPEDIAN URGENT CARE			3	100%	3
OPENTRONS PRL		2	1	33%	3
SURETOX LABORATORY LLC		2	1	33%	3
TRUSTBRIDGE			3	100%	3
Robert Wood Johnson University Hospital		2	1	33%	3
ADVENTHEALTH SEBRING- INFECTION CONTROL DEPARTMENT			3	100%	3
PATHOLOGY REFERENCE LAB LLC			3	100%	3
MINUTECLINIC DIAG OF IND, LLC #6648		2	1	33%	3
HCR ManorCare Greentree		3			3
ACCESS HEALTH CARE		2	1	33%	3
HELIX MEDICAL CENTERS		1	2	67%	3
GO PATH LABORATORIES			3	100%	3
CORTLAND COUNTY HEALTH DEPARTMENT		3			3
ESTERO FIRE RESCUE		3			3
Gulfport Rehabilitation Center			3	100%	3
CVS IN7653POCT EVANSVILLE		2	1	33%	3
TAMPA		1	2	67%	3

COVID-19: testing by laboratory

Data through Mar 7, 2021 verified as of Mar 8, 2021 at 09:25 AM

Data in this report are provisional and subject to change.

The numbers in the table below represent the number of Florida and non-Florida residents for whom test results were received by the Department of Health. A person can be tested by more than one laboratory and can have both positive and negative results. **Therefore, the sum of the numbers in each column will be larger than the total number of people tested.**

Reporting lab	Inconclusive	Negative	Positive	Percent positive	Total
HOUSE CALLS PROFESSIONAL LLC			3	100%	3
Kroger 186 - The Little Clinic Holiday Manor		2	1	33%	3
HOUSTON METHODIST HOSPITAL			3	100%	3
PUBLIC HEALTH TRUST OF MIAMI DADE COUNTY			3	100%	3
FLORIDA GASTROENTEROLOGY ASSOCIATES PA		3			3
MUNSON MEDICAL CENTER			3	100%	3
COL CROSSROAD		1	2	67%	3
KISSIMMEE URGENT CARE		3			3
DOCTORS HOSPITAL RENAISSANCE			3	100%	3
CITY OF LAKE MARY EMPLOYEE HEALTH CENTER		2			2
PAUL GRECO MD CONCIERGE MEDICAL SERVICES PL		2			2
HCR MANOR CARE SERVICES OF FLORIDA III INC		2			2
Greystone Nursing and Rehab, LLC			2	100%	2
STAGES OF LIFE MEDICAL INSTITUTE			2	100%	2
TGH Brandon Healthplex Laboratory			2	100%	2
BRENTWOOD AT FORE RANCH			2	100%	2
Timber Ridge Health Care Center			2	100%	2
ELMHURST MEMORIAL HOSPITAL			2	100%	2
FL DEPT OF HEALTH MARION COUNTY MOBILE HEALTH UNIT			2	100%	2
MINUTECLINIC LLC (2335)		1	1	50%	2
MORRISTOWN MEMORIAL HOSPITAL		2			2
Cortland Acres Association		2			2
GRANDVIEW COLLEGE STUDENT HEALTH CENTE		2			2
HERNANDO CHILDREN'S			2	100%	2
SKIN WELLNESS PHYSICIANS LLC		2			2
APC PEDIATRICS			2	100%	2
Kroger 687 - The Little Clinic Sugar Hill		1	1	50%	2
FLORIDA SCHOOL FOR THE DEAF & BLIND			2	100%	2
EDGEWATER RETIREMENT MANOR			2	100%	2
Walgreens #12427		1	1	50%	2
EMERALD TRACE		2			2
HEALTH PARTNERS REGIONAL HOSPITAL			2	100%	2
BAYCARE OUTREACH LAB			2	100%	2
NYUMC CLINICAL LABORATORIES			2	100%	2
HOME ACCESS HEALTH			2	100%	2
ALVERNO CLINICAL LABORATORIES			2	100%	2
SUNSHINE PHARMACY		2			2
MAURY REGIONAL MEDICAL CENTER		2			2
UT AUSTIN UNIVERSITY HEALTH SERVICES			2	100%	2
VELOCITY URGENT CARE			2	100%	2
CITRUS PARK			2	100%	2
THE EDGEWATER AND WATERMAN VILLAGE			2	100%	2
MINUTECLINIC DIAGNOSTIC PA #3344		2			2
OUR LADY OF THE LAKE REGIONAL MEDICAL CENTER			2	100%	2
CSS- TWELVE OAKS			2	100%	2
Warren Center for Rehabilitation and Nursing		2			2
ONE MEDICAL GROUP		1	1	50%	2

COVID-19: testing by laboratory

Data through Mar 7, 2021 verified as of Mar 8, 2021 at 09:25 AM

Data in this report are provisional and subject to change.

The numbers in the table below represent the number of Florida and non-Florida residents for whom test results were received by the Department of Health. A person can be tested by more than one laboratory and can have both positive and negative results. **Therefore, the sum of the numbers in each column will be larger than the total number of people tested.**

Reporting lab	Inconclusive	Negative	Positive	Percent positive	Total
U OF MIAMI MILLER SCHOOL OF MEDICINE			2	100%	2
Kroger 549 - The Little Clinic Clinton Highway		2			2
ACCESS CARE MEDICAL GROUP LLC		2			2
THE HOSPITAL OF PROVIDENCE EMERGENCY ROOM			2	100%	2
CLINICAL CARE INC			2	100%	2
AFC URGENT CARE CLEVELAND			2	100%	2
REGIONS HOSPITAL LABORATORY			2	100%	2
Kroger 596 - The Little Clinic Brentwood		2			2
MEDLOGIC, LLC		2			2
BD MEDICAL SYSTEMS			2	100%	2
WISCONSIN STATE LABORATORY OF HYGIENE		1	1	50%	2
NORTH MANATEE HEALTH CARE CENTER			2	100%	2
KANSAS CITY VA MEDICAL CENTER			2	100%	2
MAJESTIC GUARDIANS			2	100%	2
NEMOURS CHILDRENS PRIMARY CARE			2	100%	2
SOUTHSIDE FAMILY MEDICAL		2			2
ONTARIO COUNTY PUBLIC HEALTH		2			2
GEISINGER MEDICAL CENTER		2			2
BAY CORRECTIONAL AND REHABILITATION FACILITY			2	100%	2
CVS M08581POCT BLUE SPRINGS		1	1	50%	2
GULF COAST IMMEDIATE CARE CENTER		1	1	50%	2
First Care Living Center/Essentia Health			2	100%	2
CVS TX7288POCT DALLAS		2			2
EASTSIDE SPORTS COMPLEX			2	100%	2
PRECISION CLINICAL RESEARCH			2	100%	2
LAKE BALDWIN			2	100%	2
ST. JOSEPH REGIONAL MEDICAL CENTER			2	100%	2
GULF COAST REGIONAL MEDICAL CARE		2			2
DUKE HEALTH REGIONAL HOSPITAL			2	100%	2
PM PEDIATRICS OF BAYSIDE, PLLC - MANHASSET		2			2
CVS IN8669POCT INDIANAPOLIS		2			2
SPECTRUM HEALTH			2	100%	2
CARTER BLOOD CARE			2	100%	2
Manor Care-Kingston Court of York PA, LLC		2			2
ASCENSION ST VINCENT'S RIVERSIDE			2	100%	2
NORTH DAKOTA VETERANS HOME		2			2
CROSSROADS URGENT CARE DBA URGENT TEA		2			2
MARQUESA MEDICAL		2			2
Birchaven		2			2
NATIONAL JEWISH HEALTH			2	100%	2
MEMORIAL HERMANN HOSPITAL			2	100%	2
NORTHSIDE FAMILY MEDICINE AND URGENT CARE (EAST COBB)		2			2
BERNHARDT LABORATORIES INC			2	100%	2
ADVENTHEALTH MEDICAL GROUP INTERNAL MEDICINE AT			2	100%	2
TWIN LAKES REHAB & HEALTHCARE		2			2
Walgreens #10207		2			2
WESTMINSTER SUNCOAST			2	100%	2

COVID-19: testing by laboratory

Data through Mar 7, 2021 verified as of Mar 8, 2021 at 09:25 AM

Data in this report are provisional and subject to change.

The numbers in the table below represent the number of Florida and non-Florida residents for whom test results were received by the Department of Health. A person can be tested by more than one laboratory and can have both positive and negative results. **Therefore, the sum of the numbers in each column will be larger than the total number of people tested.**

Reporting lab	Inconclusive	Negative	Positive	Percent positive	Total
FLORIDA MENTOR FAULKNER GROUP HOME			2	100%	2
GINKGO-IXLAYER		2			2
SERENADES BY SONATA		1	1	50%	2
MEDEXPRESS URGENT CARE - ROSS TOWNSHIP		2			2
Iowa Veterans Home		2			2
IN AND OUT URGENT CARE			2	100%	2
PREVENTIVE HEALTH PARTNERS I L S C		2			2
SYNEOS HEALTH			2	100%	2
ALL PEDIATRIC CARE PA			2	100%	2
PRIMARY HEALTH CARE ASSOCIATES INC			2	100%	2
WALGREENS #06583		2			2
BROOKSVILLE DIALYSIS			2	100%	2
CHAPPEL GROUP RESEARCH, THE		2			2
MINUTECLINIC, LLC #05891		1	1	50%	2
ORLANDO LUTHERAN TOWERS		1	1	50%	2
NEW BRIDGE MEDICAL CENTER		2			2
SAFE PMC		2			2
GREEN POINT RX INC DBA ALTRU CHEMISTS		2			2
NORTON IMMEDIATE CARE CENTER - PRESTON			2	100%	2
COMMUNITY HEALTH CENTERS OF PINELLAS, INC			2	100%	2
NORTH MCALLEN PEDIATRIC CENTER			2	100%	2
UVA HEALTH SYSTEM MEDICAL LABORATORIES			2	100%	2
UNITED MEMORIAL MEDICAL CENTER			2	100%	2
RCA LABORATORY SERVICES LLC			2	100%	2
BROOKDALE ALTAMONTE SPRINGS			2	100%	2
ADVENTHEALTH IMAGING PARTIN SETTLEMENT			2	100%	2
LIFETIME FAMILY URGENT CARE			2	100%	2
INTERNAL MEDICINE ASSOCIATES-DUNELLON			2	100%	2
BOND COMMUNITY HEALTH CENTER			2	100%	2
CHESTERFIELD HEALTHCARE GROUP, INC		2			2
CATHOLIC HEALTH LABORATORY SERVICES		2			2
CIMA MEDICAL CENTER		1	1	50%	2
PRIMARY CARE SERVICES AT EDGEWATER		2			2
DASCENA LAB			2	100%	2
Lake Charles Healthcare LLC dba Landmark Lake Charles			2	100%	2
BAYLOR COLLEGE OF MEDICINE			2	100%	2
The Grand Rehabilitation & Nursing Utica		2			2
MCLAREN REGIONAL MEDICAL CENTER			2	100%	2
441 URGENT CARE-MULBERRY			2	100%	2
CLINICAL REFERENCE LABORATORY, INC		2			2
JOHN D. ARCHBOLD MEM. HOSPITAL			2	100%	2
TWELVE OAKS RECOVERY CENTER			2	100%	2
DOCTORS MEDICAL CTR OF WALTON COUNTY			2	100%	2
BIOHEALTH MEDICAL LAB INC			2	100%	2
LIFELINK OF FLORIDA		1	1	50%	2
NEMOURS CHILDREN'S URGENT CARE LAKE NONA			2	100%	2
MOUNT SINAI AVENTURA DIAGNOSTIC CENTER			2	100%	2

COVID-19: testing by laboratory

Data through Mar 7, 2021 verified as of Mar 8, 2021 at 09:25 AM

Data in this report are provisional and subject to change.

The numbers in the table below represent the number of Florida and non-Florida residents for whom test results were received by the Department of Health. A person can be tested by more than one laboratory and can have both positive and negative results. **Therefore, the sum of the numbers in each column will be larger than the total number of people tested.**

Reporting lab	Inconclusive	Negative	Positive	Percent positive	Total
BAYMEADOWS PRIMARY CARE		2			2
CORNERSTONE MEDICAL CARE OF BRANDON		2			2
MINUTE-CLINIC DIAGNOSTIC OF VIRGINIA, LLC #3949		2			2
OELWEIN HEALTH CARE CENTER		2			2
EXPRESS CARE OF THE SHOALS		1	1	50%	2
STARR CITY OF ROMA COMMUNITY CENTER			2	100%	2
MEMORIAL HOSPITAL OF CARBONDALE			2	100%	2
MEMORIAL HERMANN			2	100%	2
NEW GEN LABS			2	100%	2
DEPT OF HEALTH			2	100%	2
STARR COUNTY MEMORIAL HOSPITAL			2	100%	2
THOMASVILLE REGIONAL MEDICAL CENTER		2			2
CVS TX7603POCT SAGINAW		2			2
MATHER HOSPITAL			2	100%	2
FLAGLER PROFESSIONAL HEALTH CAE SERVICES INC		2			2
CVS OH5457POCT POWELL		2			2
FALCON HEALTH CENTER			2	100%	2
Kroger 777 - The Little Clinic Shelbyville		1	1	50%	2
FKC AMELIA ISLAND DIALYSIS			2	100%	2
PATIENT FIRST MEDICAL CENTER-CARYTOWN			2	100%	2
TRINITAS REGIONAL MEDICAL CENTER		1	1	50%	2
MONICE DR.			2	100%	2
REELFOOT FAMILY WALK IN CLINIC - TIPT		2			2
PALM WEST INTERNIST PA			2	100%	2
MERCY CONVENIENT CARE			2	100%	2
STARLING AT SAN JOSE			2	100%	2
COLONIAL MEDICAL CENTER-EAST ORLANDO			2	100%	2
SOUTH BEND MEDICAL FOUNDATION			2	100%	2
BRITO MEDICAL CENTER			2	100%	2
CVS OH4327POCT PAINESVILLE		2			2
Kroger 409 - The Little Clinic Hebron Marketplace		1	1	50%	2
BERGEN COUNTY SURGICAL AND ENDOSCOPY CENTER		2			2
CVS SC4286POCT EASLEY		2			2
MEDEXPRESS URGENT CARE - OMAHA N 72 ST		2			2
GIGI WOOD DAVIS DO-FAMILY MEDICINE		2			2
CAREWELL JW - WORCESTER LNC			2	100%	2
TMH EC NORTHEAST LABORATORY			2	100%	2
MEDERI CARETENDERS		1	1	50%	2
Iron County Medical Care Facility		2			2
SPECTRA EAST INC		1	1	50%	2
CVS KY4779POCT LOUISVILLE		2			2
OLEAN GENERAL HOSPITAL		2			2
MINUTECLINIC, LLC #07852		2			2
URGENT CARE AND SURGERY CENTER			2	100%	2
WEST COAST PEDIATRICS			2	100%	2
MEDEXPRESS URGENT CARE - LEDGEWOOD		2			2
Sevierville Health and Rehabilitation		2			2

COVID-19: testing by laboratory

Data through Mar 7, 2021 verified as of Mar 8, 2021 at 09:25 AM

Data in this report are provisional and subject to change.

The numbers in the table below represent the number of Florida and non-Florida residents for whom test results were received by the Department of Health. A person can be tested by more than one laboratory and can have both positive and negative results. **Therefore, the sum of the numbers in each column will be larger than the total number of people tested.**

Reporting lab	Inconclusive	Negative	Positive	Percent positive	Total
CHI MEMORIAL PRIMARY CARE ASSOCIATES-A		2			2
ADVANCE FAMILY PRACTICE LLC□			2	100%	2
IN & OUT URGENT CARE METAIRIE			2	100%	2
CVS OH2486POCT NILES		1	1	50%	2
JULIE STAATS DO		2			2
MINUTECLINIC # 21110			2	100%	2
CVS NM8918POCT ALBUQUERQUE		2			2
MD NOW URGENT CARE CENTER INC.			2	100%	2
CVS ME329POCT PORTLAND		2			2
Heartland Healthcare Center Boca Raton			2	100%	2
VALLEY MEDICAL LABORATORY			2	100%	2
RHODE ISLAND DEPARTMENT OF HEALTH LABORATORIES			2	100%	2
Great Lakes Health Center			2	100%	2
PUBLIC HEALTH LABORATORY	1		1	50%	2
CVS MA447POCT NORTHAMPTON		2			2
MEMORIAL SLOAN KETTERING CANCER CENTER		1	1	50%	2
INTEGRITY CLINICAL RESEARCH CENTER INC		1	1	50%	2
SPRING HILL REGIONAL HOSPITAL			2	100%	2
MINUTECLINIC DIAGNOSTIC PA #7110		2			2
ADVANTA ANALYTICAL LABORATORIES			2	100%	2
SMITH NORTHVIEW HOSPITAL LAB			2	100%	2
FLORIDA MEDICAL CENTER OF CLEARWATER		2			2
FLORIDA MEDICAL CLINIC CARDIOLOGY-ZH			2	100%	2
JUPITER PEDIATRIC ASSOCIATES, PA		1	1	50%	2
PARKRIDGE MEDICAL CENTER			2	100%	2
JOHN KNOX MANOR INC II		1	1	50%	2
Kroger 619 - The Little Clinic Hendersonville Indian Lake		2			2
Camellia Gardens		2			2
CORMEUM LAB SERVICES, LLC			2	100%	2
STUDENT HEALTH SERVICES			2	100%	2
ESCANDON DIAGNOSTIC CLINIC			2	100%	2
ARCPOINT LABS OF ALTAMONTE SPRINGS			2	100%	2
INTEGRATED REGIONAL LABS			2	100%	2
RAJ K PAI MD PA			2	100%	2
ADVENTHEALTH MEDICALGROUP PEDIATRICS AT ORLANDO		2			2
FLORIDA CLINICAL LABORATORY INC			2	100%	2
Providence of Sparta Health and Rehabilitation		2			2
PINELLAS CHD - CLEARWATER		1	1	50%	2
CVS AZ33POCT TEMPE		2			2
CROSSROADS			2	100%	2
UNIVERSITY HOSPITAL OF BROOKLYN		2			2
APALACHEE CENTER INC		2			2
MAIN STREET MEDICAL CENTERS		2			2
MINIUTECLINIC DIAG OF IND, LLC #6553		2			2
PALMETTO FAMILY HEALTH CENTER			2	100%	2
HEARTLAND HOME HEALTH CARE		2			2
MEDEXPRESS URGENT CARE- ALLISON PARK		1	1	50%	2

COVID-19: testing by laboratory

Data through Mar 7, 2021 verified as of Mar 8, 2021 at 09:25 AM

Data in this report are provisional and subject to change.

The numbers in the table below represent the number of Florida and non-Florida residents for whom test results were received by the Department of Health. A person can be tested by more than one laboratory and can have both positive and negative results. **Therefore, the sum of the numbers in each column will be larger than the total number of people tested.**

Reporting lab	Inconclusive	Negative	Positive	Percent positive	Total
GOUVERNEUR HOSPITAL LABORATORY		2			2
WEST FLORIDA MEDICAL ASSOCIATES, PA			2	100%	2
BROOKDALE PALM BEACH GARDENS			2	100%	2
UNIVERSITY OF MISSOURI HEALTH CARE			2	100%	2
COBLESKILL REGIONAL HOSPITAL		2			2
HPH HOME CARE		1	1	50%	2
BUFFALO CROSSINGS HEALTHCARE AND REHABILITATION CENTER			2	100%	2
KIDSVILLE PEDIATRICS IV PA		1	1	50%	2
STUART SURGERY CENTER, LLC			2	100%	2
STATE OF FLORIDA			2	100%	2
DIVERSE MEDICAL CARE LLC			2	100%	2
WillowBrooke Court at Southampton Estates		2			2
OSF ST JOSEPH MEDICAL CENTER			2	100%	2
TALLAHASSEE MEMORIAL HEALTHCARE FAMILY MED RESIDENCY			2	100%	2
SANIBEL MEDICAL CLINIC			2	100%	2
AFC URGENT CARE/FARRAGUT			2	100%	2
CVS MO10151POCT SPRINGFIELD		1	1	50%	2
JOHNSON CITY MEDICAL CENTER		1	1	50%	2
NIBHA MEDIRATTA MD PL			2	100%	2
Parkridge Specialty Care		2			2
ADVOCATE SHERMAN HOSPITAL			2	100%	2
LEXINGTON PLACE			2	100%	2
LACORP		1	1	50%	2
PALM MEDICAL CENTER - PLANT CITY□		2			2
UF KANAPAHA LAB BEAKER		2			2
CHILDREN'S MEDICAL CENTER-EAST ORLANDO			2	100%	2
NORTH OKALOOSA PHYSICIAN GRP - WALK IN CLINIC			2	100%	2
JORDAN VALLEY MEDICAL CENTER			2	100%	2
UHEALTH CARDIOLOGY			2	100%	2
DEKALB MEDICAL CENTER LABORATORY			2	100%	2
MEDEXPRESS URGENT CARE - BROOKHAVEN		2			2
ST. MARY'S MEDICAL CENTER EVANSVILLE, INC			2	100%	2
KAILOS GENETICS INC			2	100%	2
JMC TALLAHASSEE, LLC			2	100%	2
DESERT HOSPITAL/CPHU CLINICAL LABORATORY			2	100%	2
SPRINGS MEDICAL LAB		1	1	50%	2
ACCESS MEDICAL GROUP OF FLORIDA CITY			2	100%	2
SCIENTIFIC LABORATORY COMPANY		2			2
WHOLE CHILD PEDIATRICS			2	100%	2
LAKEVIEW HEALTH CARE SYSTEM LLC			2	100%	2
ROCKEFELLER UNIVERSITY CLINICAL GENOMICS LABORATOR		2			2
QUEST DIAGNOSTICS INCORPORATED			2	100%	2
UNIVERSITY HEALTH SERVICES RIVER CAMPUS		2			2
MEDEXPRESS URGENT CARE - MARTINSVILLE		2			2
RELIANCE MEDICAL CENTER			2	100%	2
STARMED FAMILY & URGENT CARE			2	100%	2
CVS IN6559POCT AVON		2			2

COVID-19: testing by laboratory

Data through Mar 7, 2021 verified as of Mar 8, 2021 at 09:25 AM

Data in this report are provisional and subject to change.

The numbers in the table below represent the number of Florida and non-Florida residents for whom test results were received by the Department of Health. A person can be tested by more than one laboratory and can have both positive and negative results. **Therefore, the sum of the numbers in each column will be larger than the total number of people tested.**

Reporting lab	Inconclusive	Negative	Positive	Percent positive	Total
APPLING NURSING & REHABILITATION PAVIL		2			2
MAINE CENTER FOR DISEASE CONTROL AND PREVENTION			2	100%	2
MC DIAGNOSTIC OF CONNECTICUT, PC #252		1	1	50%	2
BAYCARE LABORATORIES			2	100%	2
BIRMINGHAM INTERNAL MEDICINE ASSOCIATE		1	1	50%	2
LAKE SUCCESS EXTENDED CARE		2			2
CONCENTRA - PLANT CITY		2			2
Huntington Health Care and Rehabilitation Center		2			2
CVS IL3163POCT OAK PARK		2			2
NORTHSIDE FAMILY MEDICINE AND URGENT CARE (HOLLY SPRINGS)		2			2
HOLY FAMILY MEDICAL CENTER		1	1	50%	2
Church Creek SNF			2	100%	2
OAKBRIDGE TERRACE AT SAE			2	100%	2
POINTE AT NEW PORT PLACE,THE		2			2
MIDWAY PRIMARY CARE LLC		2			2
PM PEDIATRICS OF BAYSIDE, PLLC - RIVE		2			2
FLORIDA MEDICAL CLINIC, LLC			2	100%	2
MED-LAKE LABORATORY, LLC			2	100%	2
LIFESPRING COMMUNITY HEALTH		2			2
UMHC HOLLYWOOD LABORATORY			2	100%	2
ADVENTIST HINSDALE HOSPITAL LABORATORY			2	100%	2
WALGREENS #3811			2	100%	2
Kings County Hospital Center			2	100%	2
SUMMERFIELD RETIREMENT LIVING, INC			2	100%	2
ORLANDO HEALTH PHYSICIAN GROUP			2	100%	2
DALLAS BAPTIST UNIVERSITY - HEALTH SERVICES			2	100%	2
SHORE MEDICAL CENTER		2			2
WHITESANDS OUTPATIENT TREATMENT		2			2
JBSA-SAM HOUSTON			2	100%	2
VAULT HEALTH			2	100%	2
Macon Valley Nursing and Rehabilitation Center		2			2
POMERENE HOSPITAL			2	100%	2
ST JOSEPH'S HOSPITAL INC			2	100%	2
CVS MA1006POCT BROCKTON		2			2
INTERCOASTAL FAMILY PRATICE			2	100%	2
Elba Nursing and Rehabilitation Center, LLC		2			2
ACKERMAN CANCER CENTER		2			2
Lakeside Oaks Care Center			2	100%	2
CEDARS-SINAI MEDICAL CENTER			2	100%	2
MAYO CLINIC GROUP PRACTICE LABORATORY			2	100%	2
CHNJ		2			2
FLORIDA MEDICAL CLINIC RADIOLOGY DALE MABRY		2			2
PLASMA MED RESEARCH DBA		2			2
AMERICAN MEDICAL LABORATORIES			2	100%	2
CARTERSVILLE MEDICAL CENTER			2	100%	2
CHEROKEE COUNTY HEALTH AND REHAB CENTER		2			2
Kroger 667 - The Little Clinic Litchfield Park		2			2

COVID-19: testing by laboratory

Data through Mar 7, 2021 verified as of Mar 8, 2021 at 09:25 AM

Data in this report are provisional and subject to change.

The numbers in the table below represent the number of Florida and non-Florida residents for whom test results were received by the Department of Health. A person can be tested by more than one laboratory and can have both positive and negative results. **Therefore, the sum of the numbers in each column will be larger than the total number of people tested.**

Reporting lab	Inconclusive	Negative	Positive	Percent positive	Total
PHYSICIANS MEDICAL CENTER		2			2
PHYSICIANS LABORATORY SERVICES			2	100%	2
PEDIATRIC HEALTH CARE		1	1	50%	2
Beth Sholom Home of Eastern Virginia		1	1	50%	2
FLORIDA DEPARTMENT OF HEALTH PINELLAS COUNTY-			2	100%	2
NEW YORK PSYCHIATRIC INSTITUTE		2			2
MARCO ISLAND HOSPITAL INC D/B/A		1	1	50%	2
CARE NOW DENTON			2	100%	2
TREASURE COAST INFECTIOUS DISEASE CONSULTANTS		1	1	50%	2
PANCARE HEALTH - SNEADS ELEMENTARY			2	100%	2
RDX BIOSCIENCE INC			2	100%	2
SOUTHERN SURGICAL ARTS		2			2
MEDEXPRESS URGENT CARE - SPRINGFIELD, COOLEY ST		2			2
FLORIDA DEPARTMENT OF HEALTH (FDOH)			2	100%	2
WURLAND NURSING AND REHABILITATION, L		2			2
HARRINGTON PARK HEALTH AND REHAB		2			2
GULF COAST MEDICAL CENTER RESPIRATORY CARE			2	100%	2
DURAND SENIOR CARE & REHAB CENTER		2			2
SUNBRIDGE CARE & REHAB FOR DECATUR		2			2
MD NOW URGENT CARE MEDICAL CENTERS INC			2	100%	2
TEXAS REGIONAL ASTHMA & ALLERGY CENTER			2	100%	2
CARE 365			2	100%	2
BAPTIST HOSPITAL INTERNAL MEDICINE GULF BREEZE			2	100%	2
MEDEXPRESS URGENT CARE - FORT SMITH		2			2
FLORIDA PRIMARY CARE CENTER PA		2			2
NEMOURS CHILDREN'S PRIMARY CARE OF VERO BEACH			2	100%	2
Eagle Health and Rehabilitation		2			2
New Jersey Aim At Smg		2			2
SIGNATURE CARE LEWISVILLE-EMERGENCY CENTER		1	1	50%	2
BAPTIST HOSPITAL OF MIAMI MCI BROWARD LABORATORY			2	100%	2
MEDEXPRESS URGENT CARE-MT PLEASANT		1	1	50%	2
BOSTON PUBLIC HEALTH COMMISSION			2	100%	2
ADVENTHEALTH IMAGING LAKE NONA			2	100%	2
GOLISANO PEDIATRICS PORT CHARLOTTE HARBOR		2			2
Delaware Court Healthcare Center		2			2
MIDDLETON PEDIATRICS			2	100%	2
University Plaza Rehabilitation and Nursing			2	100%	2
MINUTE CLINIC DIAGNOSTIC OF VIRGINIA, LLC #6292		2			2
PREMIER MEDICAL LABORATORY			2	100%	2
ADVENT HEALTH CENTRAL TEXAS		1	1	50%	2
CVS NV8784POCT LAS VEGAS		1	1	50%	2
MARK HOANG MD PA			2	100%	2
HUMILITY OF MARY HEALTH PARTNERS			2	100%	2
PRECISION DIAGNOSTIC INC		2			2
Kroger 519 - The Little Clinic Georgesville Square		2			2
MEDICAL ASSOCIATES OF BREVARD DR S VYAS			2	100%	2
MID-FLORIDA PATHOLOGY LLC - MOBILE UNIT # 3			2	100%	2

COVID-19: testing by laboratory

Data through Mar 7, 2021 verified as of Mar 8, 2021 at 09:25 AM

Data in this report are provisional and subject to change.

The numbers in the table below represent the number of Florida and non-Florida residents for whom test results were received by the Department of Health. A person can be tested by more than one laboratory and can have both positive and negative results. **Therefore, the sum of the numbers in each column will be larger than the total number of people tested.**

Reporting lab	Inconclusive	Negative	Positive	Percent positive	Total
WILSON MEMORIAL HOSPITAL			2	100%	2
CENTRAL ARKANSAS VETERANS HEALTHCARE SYSTEM - VETERANS AFFAIRS			2	100%	2
Good Samaritan Society-Blackduck		1	1	50%	2
FLORIDA DEPARTMENT OF HEALTH IN LEE COUNTY		1	1	50%	2
MEDICAL CENTER LABORATORY			2	100%	2
Cedar Valley Nursing & Rehab Center		2			2
SACRED HEART HEALTH SYSTEMS INC			2	100%	2
PROSPECT URGENT CARE			2	100%	2
PINARD HOME HEALTH SERVICES INC			2	100%	2
MINUTECLINIC DIAGNOSTIC OF PA LLC		2			2
Luther Acres Manor		2			2
AdventHealth Care Center Orlando North			2	100%	2
MINUTECLINIC DIAGNOSTIC OF TEXAS, LLC #7435		2			2
COVANCE			2	100%	2
Kroger 477 - The Little Clinic Fort Mitchell		2			2
CVS IL7017POCT BLOOMINGTON		2			2
COASTAL MEDICAL LAB			2	100%	2
JRS LABORATORY			2	100%	2
NATIONWIDE LABORATORY SERVICES		1	1	50%	2
Kroger 739 - The Little Clinic La Grange Road		2			2
US LABS		2			2
COOPER CLINIC			2	100%	2
VETERANS AFFAIRS MEDICAL CENTER - GREATER LOS ANGELES			2	100%	2
QUEENS UNIVERSITY OF CHARLOTTE		2			2
SARASOTA MEMORIAL MEDICAL URGENT CARE CENTER			2	100%	2
OPP HEALTH AND REHABILITATION		2			2
CVS TX7156POCT RICHARDSON		2			2
LINIL VISITING NURSES, INC		2			2
ROCKWALL URGENT CARE			2	100%	2
87TH MEDICAL GROUP – MCGUIRE AMBULATORY CARE FACILITY		2			2
MEASE MANOR MEMORY CARE		2			2
UTMB PATHOLOGY CLINICAL SERVICES LABORATORY			2	100%	2
CATSKILL REGIONAL MEDICAL CENTER		2			2
NAVAL MEDICAL CENTER			2	100%	2
DELRAY BEACH HEALTH DEPT LAB			2	100%	2
VENICE URGENT CARE – GULF COAST			2	100%	2
CVS IL1170POCT JOLIET		2			2
CVS AZ9290POCT PHOENIX		2			2
MEDEXPRESS URGENT CARE - JEANNETTE		2			2
PRIMACARE MEDICAL LAKEWOOD			2	100%	2
LABCORP OF AMERICA HOLDINGS		1	1	50%	2
MEDEXPRESS - WILMINGTON KIRKWOOD HIGHWAY		2			2
MEDEXPRESS URGENT CARE - LINCOLN N 26T		2			2
DALLAS VA MEDICAL CENTER - VA NORTH TEXAS HEALTH CARE SYSTEM			2	100%	2
RAPID MEDLAB (004MO)		2			2
ASSOCIATES IN UROGYNECOLOGY MD LLC		2			2
BOONES CREEK URGENT CARE		1	1	50%	2

COVID-19: testing by laboratory

Data through Mar 7, 2021 verified as of Mar 8, 2021 at 09:25 AM

Data in this report are provisional and subject to change.

The numbers in the table below represent the number of Florida and non-Florida residents for whom test results were received by the Department of Health. A person can be tested by more than one laboratory and can have both positive and negative results. **Therefore, the sum of the numbers in each column will be larger than the total number of people tested.**

Reporting lab	Inconclusive	Negative	Positive	Percent positive	Total
VA CBOC			2	100%	2
CVS M05724POCT KANSAS CITY		2			2
MEDEXPRESS URGENT CARE-SALINA, S 9TH ST		2			2
AHC Forest cove		2			2
MEDEXPRESS URGENT CARE - LAWRENCE		2			2
Manorcare Health Services West Reading North		2			2
MINUTECLINIC, LLC, DBA MINUTECLINIC #4		2			2
SANTA ROSA COUNTY HEALTH DEPARTMENT			2	100%	2
WALKONCLINIC			2	100%	2
Robert Cranfield			2	100%	2
RRMC CREEKSIDE LAB		2			2
CONEMAUGH MEMORIAL MEDICAL CENTER		2			2
AMEDISYS HOME HEALTH OF GREENVILLE			2	100%	2
CVS PHARMACY			2	100%	2
Avanti Wellness and Rehab			2	100%	2
MARCO ISLAND MEDICAL CENTER			2	100%	2
Jackson Health Care Facility			2	100%	2
CVS MA1877POCT NORTON		2			2
MEDEXPRESS URGENT CARE - MYLAN			2	100%	2
UT PATH			2	100%	2
SYLVAN NURSING			2	100%	2
MEMORIAL HEALTH UNIVERSITY MEDICAL CENTER			2	100%	2
EXCEPTIONAL EMERGENCY CENTER - AMARILLO			2	100%	2
SHERIDAN AT HOBE SOUND, THE			2	100%	2
MAGNOLIA ADULT, LLC			2	100%	2
PALM BAY COMMUNITY OUTPATIENT CLINIC		2			2
MARLBORO URGENT CARE		2			2
LABTOX LABORATORIES			2	100%	2
FRASER MEMORIAL HOSPITAL		1	1	50%	2
HAILE MEDICAL GROUP PA		2			2
MIAMI DADE MEDICAL RESEARCH INSTITUTE			2	100%	2
Kroger 130 - The Little Clinic Colorado Springs		2			2
CONCENTRA - ORLANDO SOUTH II		2			2
MINUTECLINIC DIAG OF IND, LLC #6250		2			2
Piney Grove Nursing and Rehabilitation Center		2			2
COMMUNITY HEALTH CENTERS INC			2	100%	2
NATHAN LITTAUER HOSPITAL LAB		2			2
LEHIGH MEDICAL AND RESEARCH CENTER, INC			2	100%	2
CHARLOTTE COUNTY HEALTH DEPARTMENT			2	100%	2
MEDAILLE COLLEGE WELLNESS CENTER		2			2
Kroger 686 - The Little Clinic Farragut		2			2
VITAL CARE CLINIC, LLC			2	100%	2
PARKLAND HEALTH & HOSPITAL			2	100%	2
Holiday Retirement Home			2	100%	2
ENVOY OF FORK UNION, LLC DBA ENVOY AT THE VILLAGE		2			2
SOMA MEDICAL CENTER PA #3 GREENACRES			2	100%	2
107TH PLACE GROUP HOME		2			2

COVID-19: testing by laboratory

Data through Mar 7, 2021 verified as of Mar 8, 2021 at 09:25 AM

Data in this report are provisional and subject to change.

The numbers in the table below represent the number of Florida and non-Florida residents for whom test results were received by the Department of Health. A person can be tested by more than one laboratory and can have both positive and negative results. **Therefore, the sum of the numbers in each column will be larger than the total number of people tested.**

Reporting lab	Inconclusive	Negative	Positive	Percent positive	Total
MEDEXPRESS URGEN CARE - EAST BRUNSWICK		2			2
BELLIN HOSPITAL			2	100%	2
DEER'S HEAD CENTER		2			2
MANATEE MEMORIAL HOSPITAL CLINICAL LABORATORY			2	100%	2
SOUTHEASTERN INSTITUTE OF RESTORATIVE MEDICINE		1	1	50%	2
STOP URGENT CARE			2	100%	2
WALGREENS #05477		2			2
Kroger 426 - The Little Clinic Suwanee		2			2
CVS CT288POCT BRISTOL		2			2
ANDERSON COUNTY HOSPITAL			2	100%	2
SOUTHCARE PHARMACY INC			2	100%	2
HANOVER ENDOSCOPY CENTER		2			2
ROBERTS WESLEYAN COLLEGE HEALTH CENTE		2			2
CVS SC2497POCT LEXINGTON		2			2
CVS PA7132POCT THORNDALE		2			2
WEAKLEY COUNTY REHAB AND NURSING CENTER		2			2
MANSFIELD MEDICAL LODGE			2	100%	2
PALM CITY NURSING AND REHAB CENTER			2	100%	2
CVS TX3292POCT WYLIE		2			2
WELL HEALTH LABS			2	100%	2
PALOS COMMUNITY HOSPITAL LABORATORY			2	100%	2
SOUTH DAKOTA DEPARTMENT OF HEALTH		2			2
RAPID URGENT CARE - ALBANY			2	100%	2
JACKSONVILLE VA OPC			2	100%	2
AGILE URGENT CARE			2	100%	2
MID-FLORIDA HEMATOLOGY AND ONCOLOGY CENTERS		2			2
PALMS OF FT MYERS,THE			2	100%	2
UNIVERSITY OF MIAMI SCCC RESEARCH LABORATORY			2	100%	2
MANASOTA PEDIATRICS			2	100%	2
PEDIATRICS IN NORTH FLORIDA PA			2	100%	2
MADISON HOSPITAL LABORATORY			2	100%	2
SHELL POINT HOME HEALTH			2	100%	2
KIVA AT MOUNT DORA			2	100%	2
GRACE HEALTHCARE OF LAKE WALES		1	1	50%	2
UK HEALTHCARE			2	100%	2
CIGNA GATEWAY			2	100%	2
NORTHEAST FLORIDA HEALTH SERVICES, INC DBA FAMILY HEALTH SOURCE			2	100%	2
NYU LANGONE HUNTINGTON MEDICAL GROUP		2			2
MEMORIAL HERMANN CONSOLIDATED LABORATORY SERVICES			2	100%	2
CITY OF WEST PALM BEACH EMPLOYEE & FAMILY HEALTH		2			2
ST. ELIZABETH HEALTHCARE			2	100%	2
WISE HEALTH SYSTEM		1	1	50%	2
Hartwell Health and Rehabilitation		2			2
BFT LAB			2	100%	2
MAGNOLIA MANOR OF COLUMBUS		2			2
VALUE DRUGS BRONXVILLE INC		2			2
Crowne Health Care of Mobile		2			2

COVID-19: testing by laboratory

Data through Mar 7, 2021 verified as of Mar 8, 2021 at 09:25 AM

Data in this report are provisional and subject to change.

The numbers in the table below represent the number of Florida and non-Florida residents for whom test results were received by the Department of Health. A person can be tested by more than one laboratory and can have both positive and negative results. **Therefore, the sum of the numbers in each column will be larger than the total number of people tested.**

Reporting lab	Inconclusive	Negative	Positive	Percent positive	Total
AZALEA HEALTH AND REHABILITATION		2			2
TENNESSEE VALLEY HCS			2	100%	2
MINUTECLINIC DIAGNOSTIC MEDICAL		2			2
KEY WEST HMA PHYSICIAN MANAGEMENT, LLC			2	100%	2
PANCARE HEALTH - FRANKLIN CO			2	100%	2
SIMMONS			2	100%	2
F W HUSTON MEDICAL CENTER SENIOR LIVIN		2			2
FEDERAL CORRECTIONAL INSTITUTION MARIANNA			2	100%	2
WARE EXPRESS CARE			2	100%	2
WEST COCOA PHARMACY			2	100%	2
TRUE HEALTH INC			2	100%	2
CVS IN6572POCT INDIANAPOLIS		2			2
ADVANCED MEDICAL OF FLORIDA			2	100%	2
SACRED HEART HOSPITAL ON THE EMERALD			2	100%	2
HOLY TRINITY PHARMACY LLC		2			2
Kroger 020 - The Little Clinic Wheat Ridge		2			2
PEACEHEALTH CENTRAL		2			2
ROYAL CARE MEDICAL CENTER			2	100%	2
MY PHARMACY			2	100%	2
MEDEXPRESS URGENT CARE - BRIDGEVILLE		2			2
NEMOURS CHILDREN'S PRIMARY CARE THE VILLAGES		2			2
OAKMONT WEST- GREENVILLE SC		2			2
Kroger 745 - The Little Clinic Somerset		2			2
Life Care Center of Elyria		2			2
STEWART ST ELIZABETH MEDICAL CENTER			2	100%	2
ST LUKES HOSPITAL			2	100%	2
NLC LABS			2	100%	2
UWMC MONTLAKE DEPT OF LAB MED			2	100%	2
CALIFORNIA DIVISION OF COMMUNICABLE DISEASE CONTROL			2	100%	2
CVS OH4301POCT NORTHFIELD		2			2
Tidelands Health Rehabilitation Hospital			2	100%	2
MEDEXPRESS URGENT CARE - SPRINGDALE, S 40TH STREET		2			2
JACKSON LABORATORY OF GENOMIC MEDICINE		2			2
AUGUSTA HEALTH SKILLED CARE			2	100%	2
UW HOSPITAL AND CLINICS		1	1	50%	2
VIRGINIA DEPT OF HEALTH OFFICE OF EPIDEMIOLOGY			2	100%	2
Willowbrooke Court at Country House		2			2
WASHINGTON STATE DEPARTMENT OF HEALTH PUBLIC HEALTH LABORATORIES			2	100%	2
CLEAR LAKE REGIONAL MEDICAL CENTER			2	100%	2
JASPER MEMORIAL HOSPITAL		1	1	50%	2
ACCESS LABORATORIES LLC			2	100%	2
MAWD PATHOLOGY GROUP			2	100%	2
WARD MEMORIAL HOSPITAL		2			2
Kroger 328 - The Little Clinic Henderson Road		2			2
DMC UNIVERSITY LABORATORIES		1	1	50%	2
ROPER HOSPITAL			2	100%	2
BAYSTATE MEDICAL CENTER		1	1	50%	2

COVID-19: testing by laboratory

Data through Mar 7, 2021 verified as of Mar 8, 2021 at 09:25 AM

Data in this report are provisional and subject to change.

The numbers in the table below represent the number of Florida and non-Florida residents for whom test results were received by the Department of Health. A person can be tested by more than one laboratory and can have both positive and negative results. **Therefore, the sum of the numbers in each column will be larger than the total number of people tested.**

Reporting lab	Inconclusive	Negative	Positive	Percent positive	Total
Garden Isle Healthcare and Rehabilitation Center		2			2
AFFORDABLE PRIMARY CARE LLC		2			2
BAPTIST HEALTH LEXINGTON			2	100%	2
RIVER CITY MEDICAL ASSOCIATES, INC			2	100%	2
PEACE RIVER MEDICAL CENTER		2			2
GOLDSTEIN			2	100%	2
MEDEXPRESS URGENT CARE-SELINGSGROVE		2			2
DALLAS MEDICAL CENTER			2	100%	2
HEALTH & REHAB CTR AT DOLPHINS VIEW, THE			2	100%	2
GUTHRIE CORNING HOSPITAL LABORATORY		2			2
MEDEXPRESS URGENT CARE - WEXFORD		2			2
Georgiana Health and Rehabilitation, LLC		2			2
DR. G'S URGENT CARE			2	100%	2
CREATIVE HEALTH CENTER			2	100%	2
CVS PA371POCT PHILADELPHIA		2			2
DNA DIAGNOSTICS CENTER		2			2
INSPIRIT SENIOR LIVING			2	100%	2
WE CARE HOME HEALTH SOLUTIONS LLC			2	100%	2
FLORIDA COMMUNITY HEALTH CENTERS, INC.			2	100%	2
FIRST CHOICE MEDICAL PC			2	100%	2
TEXAS HEALTH CARE			2	100%	2
Kroger 672 - The Little Clinic Bill Kennedy & Glenwood		2			2
POMONA VALLEY COMMUNITY HOSPITAL			2	100%	2
COOK HOSPITAL AND CARE CENTER		1	1	50%	2
VOLUNTEERS OF AMERICA OF FLORIDA			2	100%	2
CHIEFLAND MEDICAL CENTER LLC			2	100%	2
BOSTON MEDICAL CENTER			2	100%	2
HAMILTON CHD		2			2
Buena Vista Care Center		2			2
MIDDLEBURG PEDIATRICS			2	100%	2
EXPRESS CARE WALK-IN CLINIC			2	100%	2
HAWAII DEPARTMENT OF HEALTH			2	100%	2
NEW YORK PHYSICIANS LLP		2			2
Kroger 550 - The Little Clinic Bellevue		2			2
SPRINGFIELD HOSPITAL LABORATORY			2	100%	2
MARINA ISLE ASSISTED LIVING		2			2
DOCTORS CARE OF PALM COAST			2	100%	2
OCALA REGIONAL KIDNEY CENTER-WEST			2	100%	2
CENTRAL FLORIDA FAMILY HEALTH CENTER		2			2
MINUTECLINIC, DIAGNOSTIC OF TEXAS, LLC		2			2
WALGREENS #13605		2			2
FRESENIUS KIDNEY CARE			2	100%	2
CVS TX5807POCT PEARLAND		2			2
MOORE CLINICAL RESEARCH INC			2	100%	2
CLEARWATER PAIN MANAGEMENT ASSOCIATES			2	100%	2
St. Josephs Hospital			2	100%	2
NAVAL BRANCH MEDICAL CLINIC			2	100%	2

COVID-19: testing by laboratory

Data through Mar 7, 2021 verified as of Mar 8, 2021 at 09:25 AM

Data in this report are provisional and subject to change.

The numbers in the table below represent the number of Florida and non-Florida residents for whom test results were received by the Department of Health. A person can be tested by more than one laboratory and can have both positive and negative results. **Therefore, the sum of the numbers in each column will be larger than the total number of people tested.**

Reporting lab	Inconclusive	Negative	Positive	Percent positive	Total
SANFORD REGIONAL HOSPITAL WORTHINGTON		2			2
UNIVERSITY OF TEXAS AT EL PASO, THE			2	100%	2
MOBILE HEALTH LABS LLC			2	100%	2
VANAYER HEALTHCARE AND REHAB CENTER		2			2
MID AMERICA CLINICAL LABS			2	100%	2
MIDLAND MEMORIAL HOSPITAL			2	100%	2
MEDEXPRESS URGENT CARE - ANDERSON		2			2
CVS NH2257POCT MANCHESTER		2			2
LAWRENCE GENERAL HOSPITAL			2	100%	2
ARLINGTON DIALYSIS CENTER LLC		2			2
GALEN BAYLOR EXTENSION		2			2
TULANE MEDICAL CENTER			2	100%	2
FLORIDA KEYS PED & ADOLES CTR			2	100%	2
MEDEXPRESS URGENT CARE-WILKINS TOWNSHIP, WILLIAM PENN HIGHWAY		2			2
CVS NH6596POCT HAMPTON		2			2
VA SALT LAKE CITY HCS		2			2
SWEETWATER NURSING CENTER		2			2
SINAI POST ACUTE NURSING AND REHAB CE		2			2
NORTH COUNTRY FAMILY HEALTH CENTER INC		2			2
MINUTECLINIC DIAGNOSTIC, PA #10252		2			2
MINUTECLINIC #1773		2			2
EASTERN NIAGARA HOSPITAL		2			2
NEWTON MEMORIAL HOSPITAL		2			2
CITY OF NEW YORK DEPARTMENT OF HEALTH			2	100%	2
Alden Des Plaines			2	100%	2
CVS AZ5892POCT LAVEEN		2			2
CVS PA10034POCT PITTSBURGH		2			2
OCALA REGIONAL KIDNEY CENTER EAST			2	100%	2
EXPRESSCARE URGENT CARE CENTER			2	100%	2
MISSION HOSPITAL REGIONAL MEDICAL CENTER			2	100%	2
SOUTH TAMPA AFTER HOURS CLINIC			2	100%	2
DAYTON CHILDRENS HOSPITAL LAB			2	100%	2
CHRISTUS SPOHN HOSPITAL			2	100%	2
ADVENTHEALTH MEDICAL GROUP PEDIATRICS AT APOPKA		2			2
CITRUS DERMATOLOGY			2	100%	2
FAMILY CARE SPECIALISTS OF ORLANDO			2	100%	2
NOVA SOUTHEASTERN UNIVERSITY - STUDENT MEDICAL CTR			2	100%	2
CONWAY MEDICAL CENTER			2	100%	2
HELEN HAYES HOSPITAL LABORATORY		2			2
GASTROENTEROLOGY ASSOCIATES			2	100%	2
CVS PA7611POCT ALLISON PARK		2			2
Green Mountain Nursing and Rehabilitation		2			2
ASPIRUS RIVERVIEW HOSPITAL & CLINICS INC		1	1	50%	2
RAPID RESULT CORP LLC		1	1	50%	2
MAYO CLINIC COUMADIN CLINIC LABORATORY		1	1	50%	2
Loretto Health and Rehabilitation Center		2			2
AUSTIN REGIONAL CLINIC MICROBIOLOGY LAB			2	100%	2

COVID-19: testing by laboratory

Data through Mar 7, 2021 verified as of Mar 8, 2021 at 09:25 AM

Data in this report are provisional and subject to change.

The numbers in the table below represent the number of Florida and non-Florida residents for whom test results were received by the Department of Health. A person can be tested by more than one laboratory and can have both positive and negative results. **Therefore, the sum of the numbers in each column will be larger than the total number of people tested.**

Reporting lab	Inconclusive	Negative	Positive	Percent positive	Total
CITRUS HEALTH NETWORK INC			2	100%	2
SOUTHEAST GEORGIA HEALTH SYSTEM			2	100%	2
RIVERVIEW MEDICAL CLINIC		2			2
SCDHEC BUREAU OF LABORATORIES			2	100%	2
University Center East			2	100%	2
Good Samaritan Society Waukon		2			2
DRR JMC URGENT CARE DONALD ROSS			2	100%	2
CERTIVIA LABORATORIES			2	100%	2
Workmens Circle Multicare Center		2			2
Alden Terrace of McHenry			2	100%	2
PM PEDIATRICS OF BAYSIDE PLLC - HOPEWELL JUNCTION		2			2
WALGREENS #15495		1	1	50%	2
COMPLETE HEALTH MEDICAL CENTER			2	100%	2
LAB CORP OF AMER SAN DIEGO			2	100%	2
ST JOHN'S RIVERSIDE HOSPITAL		2			2
SUNCOAST COMMUNITY HEALTH CENTERS INC		2			2
BIOMAT USA			2	100%	2
CROSSTOWN PHARMACY		2			2
LOWELL GENERAL HOSPITAL			2	100%	2
ATVIVO LLC		2			2
NIAGARA APOTHECARY INC		2			2
Kroger 127 - The Little Clinic Lakewood-Alameda		2			2
BAYSHORE MEDICAL CENTER			2	100%	2
TAPESTRY TALLAHASSEE WALDEN		2			2
CARENOW LENEXA			2	100%	2
THE CLUB AT BOYNTON BEACH, LLC			2	100%	2
MINUTECLINIC DIAGNOSTIC OF NEW MEXICO LLC #7552		2			2
RENFREW CENTERS INC		2			2
MINUTECLINIC DIAG OF IND, LLC #6908		2			2
RAINY LAKE MEDICAL CENTER			2	100%	2
HEALTH AND WELLNESS URGENT CARE LLC			2	100%	2
APPLECARE VALDOSTA			2	100%	2
CLEVELAND CLINIC IMAGING			2	100%	2
BAPTIST HEALTHCARE - LAKEVIEW CENTER INC		2			2
NORTHWELL HEALTH			2	100%	2
PruittHealth Lakehaven		2			2
CDK LIBERTY ENTERPRISES, LLC		2			2
CVS MA920POCT CLINTON		2			2
BAYCARE OUTREACH LAB WH SOUTH			2	100%	2
AFC PHYSICIANS OF FLORIDA, PA			2	100%	2
BROOKS -TLC HOSPITAL SYSTEM			2	100%	2
LEGACY ER & URGENT CARE - FRISCO WEST			2	100%	2
ACN PHYSICIANS GROUP CORP			2	100%	2
BEAUFORT MEMORIAL			2	100%	2
NEW YORK CITY CENTRAL COVID			2	100%	2
OSF SAINT FRANCIS MEDICAL CENTER			2	100%	2
VALLEY BAPTIST MEDICAL CENTER: BROWNSVILLE			2	100%	2

COVID-19: testing by laboratory

Data through Mar 7, 2021 verified as of Mar 8, 2021 at 09:25 AM

Data in this report are provisional and subject to change.

The numbers in the table below represent the number of Florida and non-Florida residents for whom test results were received by the Department of Health. A person can be tested by more than one laboratory and can have both positive and negative results. **Therefore, the sum of the numbers in each column will be larger than the total number of people tested.**

Reporting lab	Inconclusive	Negative	Positive	Percent positive	Total
TENNESSEE DEPARTMENT OF HEALTH (TDH) - REGIONAL LABORATORY			2	100%	2
RICHICHI FAMILY HEALTH			2	100%	2
VENETIAN GARDENS		2			2
THE WINDSOR ORTEGA		2			2
CVS SC7567POCT BOILING SPRINGS		1	1	50%	2
ATLAS GENOMICS			2	100%	2
BLUEWATER TOXICOLOGY			2	100%	2
Bedford Care Center of Hattiesburg		2			2
PHOEBE BERKS HEALTH CARE CENTER		2			2
Kroger 400 - The Little Clinic Hartley Bridge Rd		1	1	50%	2
DELRAY BEACH HEALTH CENTER			2	100%	2
CVS AZ5026POCT MESA		2			2
ACCESS MEDICAL GROUP OF TAMPA II, INC		2			2
MERCY HEALTH LAB		1	1	50%	2
Colonial Manor Nursing and Rehabilitation Center		2			2
HOCHBERG LOWER SCHOOL		2			2
LIFT HEALTH		2			2
CVS AZ10150POCT PHOENIX		2			2
MEDEXPRESS URGENT CARE, LANCASTER WEST		1	1	50%	2
MINUTECLINIC DIAGNOSTIC OF OHIO #5060		2			2
DOWN HOME MEDICAL			2	100%	2
UC CORAL GABLES			2	100%	2
INTERMOUNTAIN MEDICAL CENTER			2	100%	2
MEMORIAL HOSPITAL WEST			2	100%	2
AFTER HOURS PEDS			2	100%	2
METROHEALTH SYSTEM			2	100%	2
FLORIDA DEPARTMENT OF HEALTH IN ALACHUA COUNTY -			2	100%	2
THE RIM URGENT CARE			2	100%	2
Kroger 101 - The Little Clinic Hill Top		2			2
THE FOUNTAIN AT BOCA CIEGA BAY		2			2
Van Wert Manor		2			2
AYASS BIOSCIENCE LLC			2	100%	2
NEBRASKA MEDICAL CENTER			2	100%	2
MINUTECLINIC MINUTECLINIC #4978		1	1	50%	2
LEGACY LABORATORY SERVICES			2	100%	2
1ST PRIORITY LAB SERVICES		2			2
SARASOTA IMMEDIATE CARE			2	100%	2
SUNCOAST BLOOD BANK			2	100%	2
Good Samaritan Society - Fairfield Glade		2			2
JUST BELIEVE RECOVERY CENTER			2	100%	2
RIGHT AT HOME			2	100%	2
CVS NJ2508POCT MANALAPAN		2			2
SWEDISH COVENANT HOSPITAL			2	100%	2
NEIGHBORCARE PHARMACY SERVICES		2			2
COLUMBIA COTTAGE		2			2
MINUTECLINIC DIAGNOSTIC OF NEVADA-9586		1	1	50%	2
Kroger 412 - The Little Clinic Oxford		2			2

COVID-19: testing by laboratory

Data through Mar 7, 2021 verified as of Mar 8, 2021 at 09:25 AM

Data in this report are provisional and subject to change.

The numbers in the table below represent the number of Florida and non-Florida residents for whom test results were received by the Department of Health. A person can be tested by more than one laboratory and can have both positive and negative results. **Therefore, the sum of the numbers in each column will be larger than the total number of people tested.**

Reporting lab	Inconclusive	Negative	Positive	Percent positive	Total
HACKENSACK MERIDIAN URGENT CARE, PC		2			2
A+ URGENT/PRIMARY CARE			2	100%	2
CVS OH6185POCT PICKERINGTON		2			2
ASHLEY PEDIATRICS			2	100%	2
CARESPOT URGENT CARE		1	1	50%	2
CQUENTIA NGS, LLC			2	100%	2
PM PEDIATRICS OF SELDEN, PLLC		2			2
ILLINOIS DEPT OF PUBLIC HEALTH LABS			2	100%	2
DELAWARE DIAGNOSTICS LABS			2	100%	2
CRUC CMCH-COVID-19		2			2
DOCTOR'S IN-HOUSE LAB/COMMUNITY HEALTH CENTERS OF PINELLAS - JOHNNIE R			2	100%	2
FIRST PREVENTION AND DIALYSIS CENTER LLC			2	100%	2
MEDSTAR HARBOR HOSPITAL			2	100%	2
CVS AZ5477POCT SURPRISE		2			2
SUNNYSIDE MANOR		2			2
BRANDYWYNE HEALTH CARE CENTER			2	100%	2
MIDDLE TENN MENTAL HEALTH INSTITUTE		2			2
MEDEXPRESS URGENT CARE - SOUTH CHARLESTON		2			2
RIVERSIDE METHODIST HOSPITAL LAB			2	100%	2
SKYLINE UROLOGY		2			2
AMICUS MEDICAL CENTER LLC			2	100%	2
FASTCARE LLC			2	100%	2
ADVENTHEALTH EAST ORLANDO EMPLOYEE CLINIC		2			2
CLEVELAND CLINIC FLORIDA LABORATORY			2	100%	2
Kroger 647 - The Little Clinic Newnan Crossings		1	1	50%	2
SOUTHERN BREEZE HEALTHCARE		1	1	50%	2
GERM BUSTERS 911 LLC			2	100%	2
EAST SIDE CLINICAL LABORATORY		1	1	50%	2
ManorCare Rehab Center of Marietta		2			2
CVS OH10893POCT PARMA		1	1	50%	2
SEACOAST PATHOLOGY PROFESSIONAL ASSOC		2			2
SUMMIT URGENT CARE PS			2	100%	2
MEMORIAL HEALTH SYSTEM		1	1	50%	2
CPL LABS			2	100%	2
YOUTH AND YOU, INC		2			2
SPECIALTY LABORATORIES			2	100%	2
PENSACOLA MEDICAL CLINIC LLC			2	100%	2
The Palms Nursing and Rehabilitation		1	1	50%	2
JEFFERSON WASHINGTON TOWNSHIP HOSPITAL		2			2
MINUTECLINIC #2797		2			2
PALM BEACH DIABETES & ENDOCRINE SPECIALISTS PA			2	100%	2
EASTLAKE MEDICAL CENTER		2			2
Hackensack Univ Medical Center At Pasc		1	1	50%	2
CARE ATC SUN HYDRAULICS TALLAVAST			2	100%	2
ASCENSION ST MICHAEL'S HOSPITAL LAB		1	1	50%	2
BAYLOR SCOTT & WHITE COMPREHENSIVE WOUND			2	100%	2
CVS MA1095POCT AMHERST		2			2

COVID-19: testing by laboratory

Data through Mar 7, 2021 verified as of Mar 8, 2021 at 09:25 AM

Data in this report are provisional and subject to change.

The numbers in the table below represent the number of Florida and non-Florida residents for whom test results were received by the Department of Health. A person can be tested by more than one laboratory and can have both positive and negative results. **Therefore, the sum of the numbers in each column will be larger than the total number of people tested.**

Reporting lab	Inconclusive	Negative	Positive	Percent positive	Total
FHCP ASC - ORANGE CITY			2	100%	2
INA		1	1	50%	2
BENEVA LAKES ASSISTED LIVING CENTER			2	100%	2
UNIVERSITY COMMUNITY HEALTH SERVICES		1	1	50%	2
MINUTECLINIC DIAGNOSTIC, PA		2			2
VALUE DRUGS GREENLAWN INC		2			2
TRICORE REFERENCE LABORATORY		1	1	50%	2
ATHENA CARE RESOURCES LLC		2			2
WOMENS CARE FLORIDA LLC-LABORATORY		2			2
MARTIN MEDICAL CENTER INC		1	1	50%	2
REGIONAL MEDICAL CENTER BAYONET POINT			2	100%	2
CVS GA2279POCT SUWANEE		2			2
Lenawee Medical Care Facility		2			2
UNIVERSITY OF MARYLAND MEDICAL CENTER			2	100%	2
METHODIST MANSFIELD MEDICAL CENTER			2	100%	2
STANFORD HEALTH CARE ANATOMIC PATHOLOGY & CLINICAL LAB			2	100%	2
CVS MA2125POCT NATICK		1	1	50%	2
CVS CA9803POCT RIVERSIDE		2			2
MOBILE COUNTY HEALTH DEPARTMENT		1	1	50%	2
VA OUTPATIENT PHARMACY			2	100%	2
Stillwater Healthcare		2			2
EVERYBODY'S FAMILY CLINIC		2			2
MEDEXPRESS URGENT CARE FOX CHAPEL		2			2
MEDEXPRESS URGENT CARE-BLOOMFIELD AVEN		2			2
UNIVERSTIY OF ILLINOIS HOSPITAL			2	100%	2
POINT OF CARE PRIVATE HEALTH MANAGEMENT			2	100%	2
Advanced Rehabilitation and Healthcare of Wichita Falls		2			2
MINUTE CLINIC DIAGNOSTIC OF KANSAS PA		2			2
Kroger 853 - The Little Clinic East Broad Street		2			2
Essex Center for Rehabilitation and Healthcare		2			2
Kroger 441 - The Little Clinic Middletown		2			2
MEASE COUNTRYSIDE HOSPITAL CARDIAC REH			2	100%	2
MILFORD REGIONAL HOSPITAL			2	100%	2
BMC/JACSONVILLE		1	1	50%	2
Kroger 096 - The Little Clinic Orchard and Holly		2			2
INSPIRE HEALTHCARE CENTER			2	100%	2
ORMOND BEACH URGENT CARE			2	100%	2
ADVANCED MEDICAL CARE			2	100%	2
Walgreens #9278		2			2
GENETIC ASSAYS INC			2	100%	2
USCG ABBOTT BINAXNOW		1	1	50%	2
MEMORIAL HOSPITAL OF SOUTH BEND			2	100%	2
ASANTE ROGUE REGIONAL MEDICAL CENTER L		2			2
MINUTECLINIC DIAGNOSTIC OF OHIO #6139		2			2
SOUTHERN TENNESSEE MEDICAL CENTER			2	100%	2
FLORIDA MEDICAL CENTER			2	100%	2
PREMIER PEDIATRICS LLC			2	100%	2

COVID-19: testing by laboratory

Data through Mar 7, 2021 verified as of Mar 8, 2021 at 09:25 AM

Data in this report are provisional and subject to change.

The numbers in the table below represent the number of Florida and non-Florida residents for whom test results were received by the Department of Health. A person can be tested by more than one laboratory and can have both positive and negative results. **Therefore, the sum of the numbers in each column will be larger than the total number of people tested.**

Reporting lab	Inconclusive	Negative	Positive	Percent positive	Total
HEALTH FIRST MEDICAL GROUP			2	100%	2
OAKMONT EAST- GREENVILLE SC, LLC		2			2
Chatham Nursing and Rehab Center		2			2
HAMILTON COUNTY HEALTH DEPARTMENT		2			2
MEDEXPRESS URGENT CARE - CEDAR KNOLLS		2			2
MEDEXPRESS URGENT CARE - LINCOLN VILLA		2			2
SENDER RETREAT ADULT DAY CARE CENTERS			2	100%	2
HEALTH EXPRESS URGENT CARE			2	100%	2
SHELBYVILLE HOSPITAL COMPANY		2			2
TMH PHYSICIAN PARTNERS MONTICELLO		1	1	50%	2
HOME CARE PHARMACY OF PALM COAST INC		2			2
CVS CA9606POCT TEMECULA		2			2
FLORIDA DEPARTMENT OF HEALTH IN ESCAMBIA COUNTY		1	1	50%	2
SPRINGHILL SENIOR RESIDENCE		2			2
DEBORAH HEART AND LUNG CENTER		2			2
PTC LABORATORIES			2	100%	2
CVS MINUTE CLINIC #5836		2			2
LABRADOR PRIMARY CARE CENTER			2	100%	2
CVS AZ9210POCT SCOTTSDALE		2			2
SIGNAL DIAGNOSTICS DBA FLOWHEALTH LABS			2	100%	2
MELBOURNE URGENT CARE			2	100%	2
CVS MD1881POCT DUNKIRK		2			2
STATCARE URGENT AND WALK-IN			2	100%	2
TRINITY DIALYSIS			2	100%	2
PICHARDO CLINIC, THE			2	100%	2
POPLAR HEALTHCARE			2	100%	2
LILY PHARMACY		2			2
MINUTECLINIC DIAGNOSTIC OF OHIO #6192		2			2
HOUSTON HEALTH DEPARTMENT - BUREAU OF LABORATORY SERVICES			2	100%	2
BIONIC TECHNOLOGIES CORPORATION			2	100%	2
MASSACHUSETTS DEPARTMENT OF HEALTH			2	100%	2
Cornerstone at the Ranch		1			1
MEDICAL ASSOCIATES OF CARTER		1			1
MBMG OF WINTER HAVEN			1	100%	1
CFHC - FROSTPROOF			1	100%	1
EXPRESS CARE OF OCALA			1	100%	1
NEMOURS CHILDREN'S PRIMARY CARE			1	100%	1
CARING PROFESSIONAL HEALTH CARE LLC		1			1
FAMILY MEDICAL CENTERS			1	100%	1
Heritage of Red Cloud		1			1
SCHUYLER HOSPITAL		1			1
TEQUESTA FAMILY MEDICAL CENTER LLC			1	100%	1
OUCH URGENT CARE			1	100%	1
ROCKLEDGE HEALTH & REHABILITATION CENTER			1	100%	1
SYNERGY DIALYSIS INC			1	100%	1
Walgreens #3049		1			1
SAINT JOSEPHS HOSPITAL OF ATLANTA			1	100%	1

COVID-19: testing by laboratory

Data through Mar 7, 2021 verified as of Mar 8, 2021 at 09:25 AM

Data in this report are provisional and subject to change.

The numbers in the table below represent the number of Florida and non-Florida residents for whom test results were received by the Department of Health. A person can be tested by more than one laboratory and can have both positive and negative results. **Therefore, the sum of the numbers in each column will be larger than the total number of people tested.**

Reporting lab	Inconclusive	Negative	Positive	Percent positive	Total
WALMART PHARMACY 10-4554		1			1
MEDEXPRESS URGENT CARE-BRENTWOOD		1			1
URGENT DOC -NACOGODOCHES CLINIC			1	100%	1
MERCY MEDICAL CENTER INC			1	100%	1
CVS OH4359POCT HUDSON		1			1
CHILDREN'S NATIONAL MEDICAL CENTER			1	100%	1
TIMPANOGOS REGIONAL HOSPITAL			1	100%	1
MEDCARE QUALITY MEDICAL CENTER LLC			1	100%	1
Piqua Manor		1			1
EDWARD HOSPITAL			1	100%	1
Accordius Health at Harrisonburg		1			1
Miller Health Care Center			1	100%	1
WOMENS CARE FLORIDA LLC			1	100%	1
STANDIFER PLACE		1			1
Kroger 527 - The Little Clinic Hwy 70 S.		1			1
LAB TEST KENDALL LLC		1			1
Kroger - KR001100688			1	100%	1
DORAL KIDNEY CENTER			1	100%	1
OCALA RKC EAST HEMO #1			1	100%	1
LANGLADE			1	100%	1
Signature HealthCare of Bowling Green		1			1
EAGLE COUNTY HEALTH AND HUMAN SERVICES			1	100%	1
SUNCOAST FAMILY MEDICAL ASSOCIATES			1	100%	1
Smg At Bridgewater Family Medicine		1			1
AMERICA'S ER SITE 002 LLC			1	100%	1
DAVITA DIALYSIS-NORTH			1	100%	1
MEDEXPRESS URGENT CARE - LEOMINSTER		1			1
Bolingreen Health and Rehabilitation		1			1
ROSLYN INTERNAL MEDICINE		1			1
US LABORATORIES			1	100%	1
CHIPOLA QUICK CARE			1	100%	1
CVS MA654POCT ACTON		1			1
Brown Memorial Home		1			1
PROGRESSIVE MEDICAL RESEARCH			1	100%	1
MIAMI-DADE COUNTY HEALTH DEPT.		1			1
SENCARE MANAGEMENT		1			1
FREDERICK AVENUE GROUP HOME		1			1
NEWCARE PRIMARY MEDICINE			1	100%	1
PARKWAY REGIONAL MEDICAL CENTER LAB			1	100%	1
FAU MEMORY & WELLNESS CENTER			1	100%	1
Accordius Health at Gastonia			1	100%	1
WESTEX URGENT CARE, PLLC			1	100%	1
SPORTS MEDICINE CLINIC - U OF WYOMING			1	100%	1
Life Care Center of Paradise Valley		1			1
HOLYOKE MEDICAL CENTER			1	100%	1
San Antonio Residence and Rehabilitation Center		1			1
CHILDRENS HEALTHCARE CTE OF NORTHERN		1			1

COVID-19: testing by laboratory

Data through Mar 7, 2021 verified as of Mar 8, 2021 at 09:25 AM

Data in this report are provisional and subject to change.

The numbers in the table below represent the number of Florida and non-Florida residents for whom test results were received by the Department of Health. A person can be tested by more than one laboratory and can have both positive and negative results. **Therefore, the sum of the numbers in each column will be larger than the total number of people tested.**

Reporting lab	Inconclusive	Negative	Positive	Percent positive	Total
Masonic Medical Research Institute			1	100%	1
THOMAS HOSPITAL			1	100%	1
GENESIS HEALTH SYSTEM			1	100%	1
CULVER CITY URGENT CARE			1	100%	1
ADVENTHEALTH MEDICAL GROUP UROLOGY AT EAST ORLANDO		1			1
Kroger 929 - The Little Clinic Corryville		1			1
EASTMAN HEALTHCARE & REHAB		1			1
VA Texas Valley Coastal Bend Harlingen HCC		1			1
ST FRANCIS MEDICAL CENTER			1	100%	1
FIVE STAR PREMIER RESIDENCES OF POMPANO BEACH			1	100%	1
LAKE VIEW COURT		1			1
Kroger 016 - The Little Clinic Centennial		1			1
ST ANTHONY COMMUNITY HOSPITAL LAB		1			1
LONG ISLAND MINIMALLY INVASIVE SURGERY		1			1
LOUISIANA STATE LAB			1	100%	1
CARESOUTH HHA HOLDINGS OF THE BAY AREA LLC		1			1
UNITED HEALTHCARE			1	100%	1
GSM OCED Subsection			1	100%	1
WORKFORCE HEALTH DEPARTMENT			1	100%	1
URGENT CARE CENTER OF PORT ORANGE LLC			1	100%	1
PEDIATRIC ASSOCIATES - DORAL			1	100%	1
THE MEDICAL CENTER			1	100%	1
SILVERMAN			1	100%	1
FLORIDA HOSPITAL TRANSPLANT CENTER		1			1
FLORIDA DEPARTMENT OF HEALTH IN CITRUS COUNTY		1			1
BAM INC		1			1
FIRST CARE OF GAINESVILLE			1	100%	1
J F K PEDIATRICS			1	100%	1
ALLEGHENY GENERAL HOSPITAL			1	100%	1
LIFE CARE CENTER OF HILTON HEAD		1			1
GENESIS MICROBIOLOGY LAB		1			1
TMH PHYSICIAN PARTNERS QUINCY			1	100%	1
APOLLOMDX LLC			1	100%	1
INHEALTH LIFE SCIENCES			1	100%	1
PRIMARY & URGENT CARE CENTERS			1	100%	1
RESIDENCES AT MIAMI / REIGN GARDENS LLC, THE			1	100%	1
MULTICARE PHYSICIANS			1	100%	1
ASSOCIATES IN INTERNAL MEDICINE PA			1	100%	1
TMH PHYSICIAN PARTNERS WAKULLA			1	100%	1
SC-GA2018 THE RIDGE REHABILITATION & H		1			1
BRISTOL REGINAL MEDICAL CENTER			1	100%	1
HAVASU REGIONAL MEDICAL CENTER			1	100%	1
AUTUMN HOUSE			1	100%	1
MEDEXPRESS URGENT CARE - BENTONVILLE		1			1
ADVENTHEALTH SENIOR CARE AT ORMOND			1	100%	1
FAMILY PRACTICE OF CENTRAL FLORIDA PA			1	100%	1
Crisp Regional Nursing and Rehab Center		1			1

COVID-19: testing by laboratory

Data through Mar 7, 2021 verified as of Mar 8, 2021 at 09:25 AM

Data in this report are provisional and subject to change.

The numbers in the table below represent the number of Florida and non-Florida residents for whom test results were received by the Department of Health. A person can be tested by more than one laboratory and can have both positive and negative results. **Therefore, the sum of the numbers in each column will be larger than the total number of people tested.**

Reporting lab	Inconclusive	Negative	Positive	Percent positive	Total
E-LAB OF FLORIDA			1	100%	1
PENNY PEDIATRICS		1			1
PALMETTO CHARTER SCHOOL☐		1			1
Juniper Village at Bucks County		1			1
AAA MEDICAL TESTING			1	100%	1
MEDEXPRESS URGENT CARE - PATRICK STREE			1	100%	1
ADVANCE GASTROENTEROLOGY			1	100%	1
SILVER SPRINGS SHORES DIALYSIS			1	100%	1
NEW RIVER HEALTH DISTRICT			1	100%	1
KETTERING MEDICAL CENTER			1	100%	1
AVERA SACRED HEART HOSPITAL			1	100%	1
BRUSHY CREEK FAMILY HOSPITAL			1	100%	1
ENCOMPASS HEALTH HOME HEALTH		1			1
Arlington Care Center			1	100%	1
EVANS FAMILY CARE PA			1	100%	1
LOGAN COUNTY HOSPITAL			1	100%	1
BOCA RATON REGIONAL HOSPITAL		1			1
VANAJA SUREDDI MD PA			1	100%	1
ARTESIAN HOME		1			1
Orange City Nursing and Rehab Center			1	100%	1
Raleigh Center (WV)			1	100%	1
EMPLOYEE WELLNESS PA			1	100%	1
MEDEXPRESS URGENT CARE - BECKLEY		1			1
Cerenity Senior Care-White Bear Lake		1			1
RESTORE MEDICAL PARTNERS PLLC			1	100%	1
Villa Maria			1	100%	1
CVS TX8322POCT AUSTIN		1			1
BAYFRONT CARDIOVASCULAR ASSOCIATES			1	100%	1
EAST END PEDIATRICS		1			1
SOMA MEDICAL CENTER PA #3 PALOMINO			1	100%	1
PHOEBE PRIMARY CARE CAMILLA			1	100%	1
NORTHWEST TEXAS HEALTHCARE SYSTEM,INC			1	100%	1
CVS KS8601POCT OVERLAND PARK			1	100%	1
HEALTH FIRST MEDICAL GROUP LLC			1	100%	1
MEDAC AT PORTERS NECK			1	100%	1
WALGREENS # 12338		1			1
PUBLIC HEALTH LABORATORIES			1	100%	1
Vista Park			1	100%	1
PHYSICIAN ASSOCIATES, LLC			1	100%	1
BREVARD COUNTY JAIL			1	100%	1
LIBERTY COMMONS NURSING AND REHABILITA		1			1
STEPHENS COUNTY HOSPITAL			1	100%	1
USCG AIR STATION CLEARWATER CLINIC			1	100%	1
BLOSSOMS ASSISTED LIVING 1 LLC			1	100%	1
ATLANTIS VISION CENTER			1	100%	1
CVS NH1004POCT SALEM			1	100%	1
Henry County Health and Rehabilitation		1			1

COVID-19: testing by laboratory

Data through Mar 7, 2021 verified as of Mar 8, 2021 at 09:25 AM

Data in this report are provisional and subject to change.

The numbers in the table below represent the number of Florida and non-Florida residents for whom test results were received by the Department of Health. A person can be tested by more than one laboratory and can have both positive and negative results. **Therefore, the sum of the numbers in each column will be larger than the total number of people tested.**

Reporting lab	Inconclusive	Negative	Positive	Percent positive	Total
BARRINGTON TERRACE NAPLES			1	100%	1
Walgreens #5421		1			1
NEW YORK STATE DEPARTMENT OF HEALTH			1	100%	1
CLEVELAND CLINIC FLORIDA WAIVED			1	100%	1
UNIVERSITY PLACE NURSING CENTER		1			1
PM PEDIATRICS OF BAYSIDE, PLLC		1			1
DR PHILLIPS CENTER FOR WELLNESS		1			1
St. Luke's Care Center		1			1
Towne Manor West		1			1
JPS HEALTH CENTER AT TRUE WORTH PLACE			1	100%	1
BAPTIST HEALTH MEDICAL PLAZA			1	100%	1
CROZER-CHESTER MEDICAL CENTER			1	100%	1
DAUGHTERS OF SARAH NURSING CENTER		1			1
OMNICARE PHARMACY OF TEXAS 1, LP		1			1
CONSOLIDATED			1	100%	1
HIDALGO FAMILY CLINIC			1	100%	1
MEDEXPRESS URGENT CARE - HADLEY		1			1
MAINE HEALTH AND ENVIRONMENTAL TESTING LABORATORY			1	100%	1
MID-SOUTH URGENT CARE, PLLC			1	100%	1
WEST FLORIDA MEDICAL ASSOCIATES			1	100%	1
NAVAL BRANCH HEALTH CLINIC			1	100%	1
COLLINS NURSING HOME		1			1
Manor Care of Dallastown d/b/a ManorCare Health Services - Dallastown		1			1
STATE OF ALASKA			1	100%	1
Walgreens #9890		1			1
ASANTE THREE RIVERS MEDICAL CENTER LAB		1			1
CLEVELAND CLINIC OHIO LABORATORIES			1	100%	1
KEY WEST BRANCH MEDICAL CLINIC			1	100%	1
BAYLOR SCOTT & WHITE ALL SAINTS MEDICAL CENTER FT			1	100%	1
OXLEY PARK HEALTH & REHAB		1			1
NORTH CAROLINA STATE LABORATORY OF PUBLIC HEALTH, SPECTRUM LAB NETWORK			1	100%	1
CARENOW URGENT CARE-HENDERSONVILLE		1			1
Bayou Vista Community Care Center			1	100%	1
RENE F CEDENO DMD PA		1			1
ORLANDO PHYSICIAN NETWORK		1			1
THE DOCTORS OFFICE OF BRICK, LLC		1			1
BIODORON LABORATORIES			1	100%	1
CVS IL2297651CV JOLIET		1			1
BIOLOGICAL AND CHEMICAL EMERGENCIES LABORATORY			1	100%	1
MISSION REGIONAL MEDICAL CENTER			1	100%	1
FLORIDA CLINICAL RESEARCH CENTER, LLC			1	100%	1
LIFELINK TRANSPLANT INSTITUTE LAB			1	100%	1
HARTFORD HEALTH CARE & REHABILITATION			1	100%	1
CVS TX7675POCT RED OAK			1	100%	1
CHOTA COMMUNITY HEALTH SERVICES		1			1
EMERALD HEALTH CARE		1			1
JOHNSON & JOHNSON VISION CARE-VISTAKON			1	100%	1

COVID-19: testing by laboratory

Data through Mar 7, 2021 verified as of Mar 8, 2021 at 09:25 AM

Data in this report are provisional and subject to change.

The numbers in the table below represent the number of Florida and non-Florida residents for whom test results were received by the Department of Health. A person can be tested by more than one laboratory and can have both positive and negative results. **Therefore, the sum of the numbers in each column will be larger than the total number of people tested.**

Reporting lab	Inconclusive	Negative	Positive	Percent positive	Total
Walgreens #9121		1			1
NEW YORK PRESBYTERIAN HOSPITAL			1	100%	1
FLORIDA HEALTH CARE MEDICAL GROUP		1			1
CLINICAL TRIALS OF TAMPA LLC		1			1
PROVIDENCE HOSPITAL			1	100%	1
PENROSE HOSPITAL			1	100%	1
PRIME CARE FAMILY MEDICINE			1	100%	1
MEMORIAL HOSPITAL LOS BANOS			1	100%	1
MEDEXPRESS URGENT CARE - LINCOLN		1			1
CHATEAU MADELEINE - SENIOR LIVING & MEMORY CARE			1	100%	1
TILLAMOOK COUNTY GENERAL HOSPITAL LAB		1			1
GALVESTON COUNTY HEALTH DISTRICT			1	100%	1
Riverside Nursing & Rehabilitation Center		1			1
Glenburn Home		1			1
MEDEXPRESS URGENT CARE - EWING		1			1
WHEATON FRANCISCAN LABORATORY			1	100%	1
EXPRESS LAB LIVINGSTON			1	100%	1
SUNY AT STONY BROOK			1	100%	1
GENESIS HOME HEALTH CARE SERVICES OF			1	100%	1
MRMC LAB MICRO			1	100%	1
HEALTH NETWORK			1	100%	1
INTEGRATED GENETICS SEQUENOM		1			1
HEALTH GUAGE			1	100%	1
MYCLINIC, INC			1	100%	1
CMC MERCY LABORATORY			1	100%	1
ADVENTHEALTH MEDICAL GROUP ADULT AND SENIOR HEALTH			1	100%	1
PEDIATRIC PARTNERS ZEPHYRHILLS			1	100%	1
Kroger 407 - The Little Clinic Lexington		1			1
MEDEXPRESS URGENT CARE - WICHITA, N MAIZE RD		1			1
CVS NE5863POCT OMAHA		1			1
ESOTERIC LAB			1	100%	1
SARHA DOCTORS CENTER			1	100%	1
TEXAS HEALTH HARRIS METHODIST HOSPITAL			1	100%	1
PROGRESSIVE URGENT CARE, PC			1	100%	1
PINELLAS POINT NURSING AND REHAB CENTER			1	100%	1
CVS MA1022POCT CAMBRIDGE		1			1
CLIFTON-FINE HOSPITAL LABORATORY		1			1
AHC Dyersburg		1			1
MID FLORIDA DERMATOLOGY ASSOCIATES PA			1	100%	1
NEMOURS CHILDRENS URGENT CARE			1	100%	1
BLOOMIN BRANDS WELLNESS CENTER			1	100%	1
VITAL CARE			1	100%	1
CVS AZ7841POCT TUCSON		1			1
Freedom Pointe at The Villages			1	100%	1
Kroger - KR070600172		1			1
SUSAN F. WILLIAMS M.D., P.A.			1	100%	1
BLESSINGS MEDICAL CLINIC, THE			1	100%	1

COVID-19: testing by laboratory

Data through Mar 7, 2021 verified as of Mar 8, 2021 at 09:25 AM

Data in this report are provisional and subject to change.

The numbers in the table below represent the number of Florida and non-Florida residents for whom test results were received by the Department of Health. A person can be tested by more than one laboratory and can have both positive and negative results. **Therefore, the sum of the numbers in each column will be larger than the total number of people tested.**

Reporting lab	Inconclusive	Negative	Positive	Percent positive	Total
HEARTLAND PHARMACY SEBRING			1	100%	1
CYPRESS CREEK DIALYSIS CTR			1	100%	1
ARLINGTON ADULT RESIDENTIAL FACILITY, INC			1	100%	1
Waycross Health and Rehabilitation		1			1
TREASURE COAST MEDICAL CONCIERGE LLC			1	100%	1
LABORATORY COPRORATION OF AMERICA			1	100%	1
NONA MEDICAL ARTS		1			1
CONCENTRA - TAMPA EAST		1			1
CLEVELAND CLINIC OUTPATIENT LABORATORY			1	100%	1
Maryfield Inc. dba Pennybyrn		1			1
REHABILITATION CENTER OF SOUTH GEORGIA		1			1
ONslow COUNTY HEALTH DEPARTMENT			1	100%	1
Wedgewood Manor		1			1
MOBILE INFIRMARY MEDICAL CENTER			1	100%	1
PALM BEACH COUNTY SHERIFF OFFICE			1	100%	1
MEMORIAL HERMANN SOUTHWEST HOSPITAL			1	100%	1
CHC			1	100%	1
SARASOTA MEMORIAL HOSPITAL		1			1
PEDIATRIC ASSOCIATES - JACKSONVILLE			1	100%	1
Orchid Cove at Naples			1	100%	1
NORTHEAST GEORGIA HEALTH SYSTEM			1	100%	1
ST. MICHAEL'S ELITE HOSPITAL			1	100%	1
SEATTLE-KING COUNTY			1	100%	1
EXCEL URGENT CARE OF PARAMUS LLC		1			1
LAB. CORP. OF AMERICA			1	100%	1
THE DOCTOR'S OFFICE OF WEST CALDWELL		1			1
SELECT SPECIALTY HOSPITAL - ORLANDO SOUTH			1	100%	1
SOPHIA MEDICAL ASSOCIATES, PC			1	100%	1
KEY BISCAYNE PEDIATRIC ASSOCIATES INC			1	100%	1
LEGACY SPECIALTY PHARMACY CORP			1	100%	1
HORIZON MEDICAL CENTER			1	100%	1
CVS OH3306POCT AKRON		1			1
POUDRE VALLEY HOSPITAL			1	100%	1
KAISER PERMANENTE REGIONAL REFERENCE LABORATORY		1			1
MYLAN-SOUTH POINT PA		1			1
The Evangelical Lutheran Good Samaritan Society Prescott Village		1			1
QUALITY LAB			1	100%	1
Central Alabama Veterans HCS - East Campus		1			1
ADVANCED MEDICAL LABORATORIES (AML)			1	100%	1
CVS OH6164POCT DELAWARE		1			1
HIGHLAND LABORATORY			1	100%	1
NFRC CLINICAL LAB			1	100%	1
WESTOX LABS		1			1
MEDHEALTH CLINICAL INC			1	100%	1
NORTH WEST FLORIDA DIAGNOSTIC ENOCRINOLOGY CLINIC			1	100%	1
COURTLAND TERRACE		1			1
FAITH FAMILY PRACTICE			1	100%	1

COVID-19: testing by laboratory

Data through Mar 7, 2021 verified as of Mar 8, 2021 at 09:25 AM

Data in this report are provisional and subject to change.

The numbers in the table below represent the number of Florida and non-Florida residents for whom test results were received by the Department of Health. A person can be tested by more than one laboratory and can have both positive and negative results. **Therefore, the sum of the numbers in each column will be larger than the total number of people tested.**

Reporting lab	Inconclusive	Negative	Positive	Percent positive	Total
Brio of Johnston		1			1
DEVLAB, LLC			1	100%	1
MID-FLORIDA PATHOLOGY LLC		1			1
A.G. Rhodes		1			1
Kroger 970 - The Little Clinic Westfield			1	100%	1
COASTAL PEDIATRICS LLC			1	100%	1
CVS NE8616POCT LINCOLN		1			1
GARDENS PEDIATRICS			1	100%	1
WATERBURY HOSPITAL REFERENCE LAB			1	100%	1
MAHONEY PEDIATRICS PA			1	100%	1
TITUSVILLE TOWERS ASSISTED LIVING		1			1
NEMOURS CHILDREN'S PRIMARY CARE			1	100%	1
SAINT ALPHONSUS REGIONAL MEDICAL CENTER			1	100%	1
DOCTORS HOSPITAL OF LAREDO			1	100%	1
ADVANCE CARDIOVASCULAR IMAGING, INC			1	100%	1
SHANNON MEDICAL CENTER			1	100%	1
JACKSBORO URGENT CARE			1	100%	1
PREMIER FAMILY AND SPORTS MEDICINE LLC			1	100%	1
YOUR KIDS URGENT CARE			1	100%	1
CENTRAL FL INTERNAL MEDICINE ASSOCIATES LLC		1			1
BRIDGEWAY CENTER INC			1	100%	1
KENDALL PEDIATRICS PARTNERS LLC			1	100%	1
TEMPUS_LABS			1	100%	1
BSA PHYSICIANS GROUP, INC D/B/A BSA FAMILY MEDICAL			1	100%	1
VILLAGES HEALTH SYSTEM, LLC, THE			1	100%	1
INNOVATIVE HEALTH DIAGNOSTIC OF CALIFORNIA			1	100%	1
Heritage Health of Peru			1	100%	1
Ashland Place Health and Rehabilitation, LLC		1			1
HEARTLAND OF ZEPHYRHILLS FL, LLC			1	100%	1
UPSON REGIONAL MEDICAL CENTER			1	100%	1
APPLECARE URGENT CARE KINGSLAND			1	100%	1
HSRE-ASL CASSELBERRY TRS, LLC			1	100%	1
VALLEY HOSPITAL MEDICAL CENTER		1			1
TERRELL URGENT CARE			1	100%	1
YOUR HEALTH PEDIATRICS			1	100%	1
THE EMORY CLINIC			1	100%	1
PROGRESSIVE MEDICAL LAB LLC			1	100%	1
SUN CITY DIAGNOSTIC CENTER			1	100%	1
Waycross VA CBOC		1			1
CLINTON DRUG STORE		1			1
SPECTRUM LUDINGTON			1	100%	1
WELLINGTON WEST 100176			1	100%	1
Kroger - KR003400316			1	100%	1
FRESENIUS KIDNEY CARE FORT WALTON BEACH			1	100%	1
NABI		1			1
GAMMA HEALTHCARE, INC		1			1
HOLMES FAMILY PRACTICE PA			1	100%	1

COVID-19: testing by laboratory

Data through Mar 7, 2021 verified as of Mar 8, 2021 at 09:25 AM

Data in this report are provisional and subject to change.

The numbers in the table below represent the number of Florida and non-Florida residents for whom test results were received by the Department of Health. A person can be tested by more than one laboratory and can have both positive and negative results. **Therefore, the sum of the numbers in each column will be larger than the total number of people tested.**

Reporting lab	Inconclusive	Negative	Positive	Percent positive	Total
Walgreens #10988		1			1
ANDERSON REGIONAL MEDICAL CENTER			1	100%	1
CARSON NURSING AND REHABILITATION CENTER		1			1
ALL CARE URGENT CARE			1	100%	1
ELATION HEALTH		1			1
CLINICAL LABORATORY DEPARTMENT			1	100%	1
OCEANVIEW NURSING AND REHABILITAION CENTER			1	100%	1
WARREN GENERAL HOSPITAL			1	100%	1
Williamstown Commons			1	100%	1
DAVENPORT PEDIATRICS CLERMONT			1	100%	1
MEDEXPRESS URGENT CARE - LAWTON		1			1
NORTH BREVARD CHILDRENS MEDICAL CENTER			1	100%	1
CHATSWORTH ASSISTED LIVING COMMUNITY AT PGA NATIONAL			1	100%	1
Walgreens #12153		1			1
BAPTIST HEALTH PRIMARY CARE AT CUTLER BAY			1	100%	1
Shelbyville Manor		1			1
OMNI HEALTHCARE INC			1	100%	1
MEA PRIMARY CARE PLUS BYRAM			1	100%	1
UHEALTH CORAL SPRINGS			1	100%	1
WILMINGTON NURSING AND REHAB			1	100%	1
TAYLOR COUNTY HEALTH DEPARTMENT			1	100%	1
ALTA BATES SUMMIT MEDICAL CENTER CLINICAL LAB			1	100%	1
IDAHO HEALTH DEPARTMENT			1	100%	1
ASCARATE DIALYSIS			1	100%	1
RYE BEACH PHARMACY INC		1			1
PSL JAX BEACH OPERATIONS LLC			1	100%	1
Washington County Nursing H0me			1	100%	1
ABSOLUTE CAREGIVERS HOME HEALTH AGENCY INC			1	100%	1
HIGH DESERT COURT GROUP HOME			1	100%	1
SMA BEHAVIORAL HEALTH SERVICES INC		1			1
URGENTMED PLANTATION			1	100%	1
PLANT CITY FAMILY CARE		1			1
WALKIN MEDICAL URGENT CARE,NEW CITY			1	100%	1
ST JOSEPHS CHILDRENS HOSPITAL PEDI TRANSPORT			1	100%	1
GARDEN VIEW CARE CENTER		1			1
LIBERTY URGENT CARE			1	100%	1
The Center at Centennial			1	100%	1
FLORIDA DEPARTMENT OF HEALTH PALM BEACH COUNTY			1	100%	1
LabCorp L#09258295 M#09258285			1	100%	1
TFH HOME HEALTH INC			1	100%	1
THYROID SPECIALTY LABORATORY			1	100%	1
TRIPLE O RESEARCH INSTITUTE PA			1	100%	1
Kroger 97 - The Little Clinic Hutchinson		1			1
Oakview Manor Health and Rehab		1			1
ORANGE PEDIATRICS PA			1	100%	1
ALLEGANY COUNTY DEPARTMENT OF HEALTH		1			1
AURORA CONSOLIDATED LABORATORY			1	100%	1

COVID-19: testing by laboratory

Data through Mar 7, 2021 verified as of Mar 8, 2021 at 09:25 AM

Data in this report are provisional and subject to change.

The numbers in the table below represent the number of Florida and non-Florida residents for whom test results were received by the Department of Health. A person can be tested by more than one laboratory and can have both positive and negative results. **Therefore, the sum of the numbers in each column will be larger than the total number of people tested.**

Reporting lab	Inconclusive	Negative	Positive	Percent positive	Total
CORPORATION OF AMERICA		1			1
CVS OH2540POCT HILLIARD		1			1
CARDIAC AND VASCULAR CONSULTANTS MD PA		1			1
KINGWOOD EMERGENCY CENTER			1	100%	1
NEW ULM MEDICAL CENTER			1	100%	1
SYCAMORE MEDICAL CENTER-KETTERING HEALTH NETWORK			1	100%	1
Hillside Manor Rehabilitation and Extended Care Center		1			1
CLARKSVILLE MANOR INC		1			1
BOCA CIEGA CENTER			1	100%	1
WALGREENS #5130			1	100%	1
BLANCHARD VALLEY HOSPITAL LABORATORY			1	100%	1
C V S / PHARMACY #4396		1			1
EXPRESS WALK IN MEDICAL CENTER			1	100%	1
HUNTSVILLE HOSPITAL			1	100%	1
ADVANCE HEALTH AND WELLNESS SOLUTIONS			1	100%	1
CENTRAL JERSEY URGENT CARE OF GREEN BR		1			1
HALIFAX FAMILY HEALTH CENTER			1	100%	1
MIDWEST COVENANT HOME, INC		1			1
MEDERI CARETENDERS VS OF SE FL LLC DBA			1	100%	1
VICTORIA PAIN AND REHABILITATION CENTER			1	100%	1
CVS MA299POCT WORCESTER		1			1
PANCARE HEALTH - BRUCE			1	100%	1
WELLCARE URGENT CARE			1	100%	1
SOUTHEAST MISSOURI HOSPITAL		1			1
CVS MA915POCT BEVERLY			1	100%	1
BAYLOR SCOTT AND WHITE MEDICAL CENTER -CENTENTENNIAL			1	100%	1
EH FARGO HOSPITAL LABORATORY			1	100%	1
CELEBRATION FAMILY PHYSICIANS LLC			1	100%	1
LP ELIZABETHTON		1			1
URGENT CARE OF KANSAS CITY			1	100%	1
Kingston Care Center of Fort Wayne		1			1
BROOKSVILLE REGIONAL HOSPITAL			1	100%	1
ANDREWS			1	100%	1
VIVIAN SIMMONS FAMILY PRACTICE			1	100%	1
SISTERS MISSION			1	100%	1
HIGHLANDS CLINICAL LABORATORY			1	100%	1
MEDEXPRESS URGENT CARE - DANVILLE		1			1
PUBLIX PHARMACY #0332		1			1
FAMILY MEDICAL CENTER OF HOLLYWOOD PA			1	100%	1
MEDICAL ARTS LABORATORY			1	100%	1
METHODISM MIDLOTHIAN MEDICAL CENTER			1	100%	1
PREVENTIVE CARDIOLOGY AND INTERNAL MEDICINE ASSOCI			1	100%	1
Kroger 705 - The Little Clinic Richmond		1			1
WELLPATH			1	100%	1
CVS CA9497POCT IRVINE		1			1
CONTINENTAL HOME HEALTH CARE INC			1	100%	1
CAH ACQUISITION COMPANY 11 LLC			1	100%	1

COVID-19: testing by laboratory

Data through Mar 7, 2021 verified as of Mar 8, 2021 at 09:25 AM

Data in this report are provisional and subject to change.

The numbers in the table below represent the number of Florida and non-Florida residents for whom test results were received by the Department of Health. A person can be tested by more than one laboratory and can have both positive and negative results. **Therefore, the sum of the numbers in each column will be larger than the total number of people tested.**

Reporting lab	Inconclusive	Negative	Positive	Percent positive	Total
MISSISSIPPI VALLEY REGIONAL BLOOD CENTER			1	100%	1
GWINNETT MEDICAL CENTER			1	100%	1
MORSELIFE HOME CARE INC			1	100%	1
PREMIUM HOME HEALTH CARE INC			1	100%	1
HANCOCK REGIONAL HOSPITAL		1			1
ABRAKIDABRA KIDS CLINIC			1	100%	1
OCCUPATIONAL HEALTH CENTER		1			1
ERIE COUNTY EMERGENCY SERVICES DIV OF		1			1
WALGREENS #06025		1			1
OHSU LABORATORY SERVICES		1			1
RIVERTON CBOC			1	100%	1
MINUTE CLINIC DIAGNOSTIC MED GRP OF CA		1			1
PALMA CEIA MED GROUP-SWANN		1			1
BRITTNEY WHELIHAN IRWIN ARNP LLC			1	100%	1
Virginia Gay Nursing and Rehab		1			1
DEL PRADO MEDICAL CENTER, INC		1			1
Good Samaritan Society - Albion		1			1
MEDEXPRESS URGENT CARE - TOPEKA, SW WANAMAKER RD		1			1
Harris Hill Nursing Facility		1			1
YUMA REGIONAL MEDICAL CENTER			1	100%	1
Jersey City Medical Center		1			1
MEDEXPRESS URGENT CARE - BENTON		1			1
MCCALLIE SCHOOL-STUDENT HEALTH CENTER		1			1
Oak Hill Health & Rehabilitation Center			1	100%	1
IVY CREEK HEALTHCARE & WELLNESS CENTRE			1	100%	1
CLINICAL CARE, INC			1	100%	1
HELIX BIOMEDICS LLC			1	100%	1
YOUTH HEALTH CENTER OF HUNTINGTON		1			1
Summit Medical Group Morristown Oncology		1			1
WMC HEALTH GROUP OF KISSIMMEE LLC			1	100%	1
Caldwell Care		1			1
ENCORE AT BOCA RATON, THE			1	100%	1
Good Samaritan Society-Atkinson		1			1
TALLAHASSEE DIALYSIS		1			1
LONESTAR 24HRER MANAGEMENT LLC DBA LONESTAR 24HRER			1	100%	1
MEDIPLUS CLINIC, INC			1	100%	1
CVS AZ7855POCT TUCSON		1			1
GENEVA FAMILY HEALTH			1	100%	1
SPRINGFIELD HOSPITAL			1	100%	1
Grays Harbor Health and Rehabilitation		1			1
FLORIDA DIGESTIVE AND LIVER SPECIALISTS			1	100%	1
PAUL C SCHWARTZ & MELVIN L WEIDMAN		1			1
HEART HOSPITAL OF LAFAYETTE: EMERGENCY ROOM			1	100%	1
EXCEL URGENT CARE OF NJ, LLC		1			1
WALGREENS NO 10512			1	100%	1
NULEASE MEDICAL SOLUTIONS			1	100%	1
MARQUETTE GENERAL HOSPITAL			1	100%	1

COVID-19: testing by laboratory

Data through Mar 7, 2021 verified as of Mar 8, 2021 at 09:25 AM

Data in this report are provisional and subject to change.

The numbers in the table below represent the number of Florida and non-Florida residents for whom test results were received by the Department of Health. A person can be tested by more than one laboratory and can have both positive and negative results. **Therefore, the sum of the numbers in each column will be larger than the total number of people tested.**

Reporting lab	Inconclusive	Negative	Positive	Percent positive	Total
CONSULATE HEALTH CARE OF VERO BEACH			1	100%	1
MEDICAL CLINIC OF HOUSTON			1	100%	1
DOYLESTOWN HOSPITAL			1	100%	1
CVS AZ3749POCT GOODYEAR		1			1
CHIPLEY DIALYSIS			1	100%	1
TMH URGENT CARE CENTER			1	100%	1
AMERICAN FAMILY CARE URGENT CARE		1			1
WEST VIRGINIA LABORATORIES			1	100%	1
MARYLAND DEPARTMENT OF HEALTH AND MENTAL HYGIENE			1	100%	1
SANFORD HOME		1			1
Regency Square			1	100%	1
TARRANT MEDICAL ASSOCIATES			1	100%	1
AVON PARK CLUSTER		1			1
MEDICAL LIFE-INC GUIDEWELL EMERGENCY MEDICINE			1	100%	1
SUNCOAST BEHAVIORAL HEALTH CENTER			1	100%	1
NORDX			1	100%	1
WRIGHT PATTERSON AFB MEDICAL CENTER			1	100%	1
WEST FLORIDA HOSPITAL LABORATORY			1	100%	1
CIRRUS DX			1	100%	1
MED CHOICE CENTER OF NORTH MIAMI			1	100%	1
GOOD SAMARITAN HOSPITAL			1	100%	1
DORNOCH PLACE DEL PRADO		1			1
PENN NURSING CENTER		1			1
LANGLEY DIALYSIS			1	100%	1
CEPERO PEDIATRICS PA			1	100%	1
THE HOSPITALS OF PROVIDENCE EMERGENCY ROOM			1	100%	1
PROVIDENCE PORTLAND MEDICAL CENTER		1			1
THE INTERNAL MEDICAL GROUP		1			1
SOUTH DADE NURSING & REHABILITATION CENTER			1	100%	1
PASCO COUNTY HEALTH DEPARTMENT			1	100%	1
ALABAMA REFERENCE LAB			1	100%	1
COASTAL MANOR		1			1
SHANDS JACKSONVILLE CLINICAL CENTER			1	100%	1
FORT LOUDOUN PRIMARY CARE		1			1
CVS IL2798POCT CHICAGO			1	100%	1
DEVLIN MANOR NURSING AND REHABILITATION		1			1
Long Beach Care Center			1	100%	1
WATERS EDGE ELEMENTARY SCHOOL			1	100%	1
Fulton County Medical Center Long Term Care			1	100%	1
Consulate Health Care of Tallahassee			1	100%	1
AESTHETIC PHYSICIANS PC			1	100%	1
Remarkable Healthcare Dallas			1	100%	1
PHYSICIANS URGENT CARE			1	100%	1
MEMORIAL HOSPITAL AT GULFPORT			1	100%	1
APS-SUMMIT CARE PHARMACY, LLC DBA OMNICARE		1			1
WEST FLORIDA MEDICAL CENTER CLINIC			1	100%	1
MARTIN LUTHER KING RENAL INSTITUTE			1	100%	1

COVID-19: testing by laboratory

Data through Mar 7, 2021 verified as of Mar 8, 2021 at 09:25 AM

Data in this report are provisional and subject to change.

The numbers in the table below represent the number of Florida and non-Florida residents for whom test results were received by the Department of Health. A person can be tested by more than one laboratory and can have both positive and negative results. **Therefore, the sum of the numbers in each column will be larger than the total number of people tested.**

Reporting lab	Inconclusive	Negative	Positive	Percent positive	Total
CLINICAL MICROBIOLOGY LAB FAIRVIEW UNIVERSITY HOSPITAL			1	100%	1
PEDIATRIC ASSOCIATES - MIAMI LAKES		1			1
INTERIM HEALTHCARE OF PALM COAST			1	100%	1
ATMORE COMMUNITY HOSPITAL			1	100%	1
WEST PENSACOLA DIALYSIS CENTER			1	100%	1
INDIGO PALMS			1	100%	1
CONNECTICUT PEDIATRICS @ CHC		1			1
Schoenbrunn Healthcare		1			1
FLORIDA HEART AND VASCULAR MULTISPECIALTY GROUP PA			1	100%	1
ST.ELIZABETH HEALTH CENTER	1				1
Kroger 539 - The Little Clinic Memorial Blvd.		1			1
HARDIN MEMORIAL HOSPITAL - HEARTLAND PATHOLOGY CONSULTANTS			1	100%	1
SHAW MEDICAL GROUP LLC			1	100%	1
WAKE FOREST MEDICAL CENTER LABORATORY			1	100%	1
bishop rehabilitation and nursing center		1			1
Gulf Coast health and Rehabilitation, LLC		1			1
KELLY			1	100%	1
St. Catherine's manor of Findlay		1			1
DORA HOME CARE			1	100%	1
ARIZONA STATE LABORATORY			1	100%	1
BAPTIST HEALTH PRIMARY CARE AT DORAL			1	100%	1
SV MOBILE HEALTH			1	100%	1
EPIC CARE PHARMACY		1			1
SKY LAKES MEDICAL CENTER		1			1
SANCHEZ CAZAU MEDICAL GROUP			1	100%	1
UW MEDICINE CHU LAB			1	100%	1
SYNAPSE ANALYTICAL LABS		1			1
ASSISTED LIVING AT TREZEVANT		1			1
DIVERSICARE OF BIG SPRINGS		1			1
EXACCARE KINGSTON, LLC			1	100%	1
ATHENS MEDICAL CENTER			1	100%	1
DEVITA		1			1
HATLEY HEALTH CARE, INC		1			1
ALL PRO ORTHOPEDICS & SPORTS MEDICINE, PA			1	100%	1
Arbors at Marietta		1			1
EVENTIDE LUTHERAN HOME		1			1
SIGNATURE CARE MIDLAND			1	100%	1
EMERSON HOSPITAL LABORATORY			1	100%	1
MID FLORIDA COMMUNITY SERVICES			1	100%	1
Kroger 588 - The Little Clinic Thompsons Station		1			1
GADSDEN FAMILY PRACTICE		1			1
Northern Nevada State Veterans Home		1			1
LIFESTREAM BEHAVIORAL CENTER INC			1	100%	1
CARE ADVANTAGE			1	100%	1
MINUTECLINIC DIAGNOSTIC OF KANSAS, PC		1			1
WYOMING COUNTY DEPARTMENT OF HEALTH		1			1
SAINT FRANCIS HOSPITAL			1	100%	1

COVID-19: testing by laboratory

Data through Mar 7, 2021 verified as of Mar 8, 2021 at 09:25 AM

Data in this report are provisional and subject to change.

The numbers in the table below represent the number of Florida and non-Florida residents for whom test results were received by the Department of Health. A person can be tested by more than one laboratory and can have both positive and negative results. **Therefore, the sum of the numbers in each column will be larger than the total number of people tested.**

Reporting lab	Inconclusive	Negative	Positive	Percent positive	Total
Melbourne Terrace Rehabilitation Center			1	100%	1
Kroger 519 - The Little Clinic Staples Mill Road		1			1
ST. LUKES HOSPITAL			1	100%	1
Mountain City Care and Rehabilitation Center		1			1
SOUTHERN FAMILY HEALTH			1	100%	1
MIAMI CHILDRENS HOSPITAL MIDTOWN OUTPATIENT CENTER			1	100%	1
Parkside Manor		1			1
ADVENTHEALTH HOME CARE WATERMAN			1	100%	1
LABORATORY SERVICES SGHS - CAMDEN		1			1
Portsmouth Health and Rehab			1	100%	1
HEALTHPLUS			1	100%	1
ROSE MEDICAL CENTER LAB			1	100%	1
HUNTERS CREEK MEDICAL ASSOCIATES PA		1			1
NORTH FL SOUTH GA HCS-LAKE CITY			1	100%	1
TAMPA GENERAL MEDICAL GROUP LABORATORY HEALTHPARK			1	100%	1
CVS MI8091POCT FRASER		1			1
ADVANCED LABORATORY SERVICES			1	100%	1
EMORY CRAWFORD LONG HOSPITAL			1	100%	1
CVS OH4300POCT STRONGSVILLE		1			1
UNIVERSITY OF MARYLAND PATHOLOGY ASSOCIATES			1	100%	1
MD NOW MEDICAL CENTERS, INC			1	100%	1
KIOSK MEDICINE KENTUCKY LLC		1			1
BREVARD FAMILY WALK IN CLINIC			1	100%	1
CVS TN6414POCT SMYRNA		1			1
GULF COUNTY HEALTH DEPARTMENT			1	100%	1
HOUSTON MEDICAL CENTER			1	100%	1
TILE PHARMACY		1			1
MARYWOOD HEIGHTS		1			1
MEDICAL EXAMINERS OFFICE, LEESBURG			1	100%	1
ADVENTHEALTH CENTRA CARE POINCIANA			1	100%	1
MCR HEALTH MEDICAL EXPRESS			1	100%	1
VERITAS GENETICS, INC.			1	100%	1
BAPTIST HOSPITAL EAST			1	100%	1
INNOVATIVE CARE II LLC			1	100%	1
ADDINGTON PLACE EAST LAKE		1			1
MEDEXPRESS URGENT CARE - MT EPHRAIM		1			1
REGIONAL MED CTR BAYONET POINT			1	100%	1
SPINE & PAIN CONSULTANT PLLC		1			1
PATIENT FIRST-GENERAL BOOTH			1	100%	1
CLEVELAND HEARTLAB			1	100%	1
American Fork Care Center dba Heritage Care Center		1			1
ANY LAB TEST NOW JACKSONVILLE		1			1
EVENING PEDIATRICS INC			1	100%	1
NORTHSIDE FAMILY MEDICINE		1			1
ST. PETERSBURG PEDIATRICS-SEMINOLE			1	100%	1
TARRYTOWN PHARMACY			1	100%	1
Kroger 433 - The Little Clinic Atoka		1			1

COVID-19: testing by laboratory

Data through Mar 7, 2021 verified as of Mar 8, 2021 at 09:25 AM

Data in this report are provisional and subject to change.

The numbers in the table below represent the number of Florida and non-Florida residents for whom test results were received by the Department of Health. A person can be tested by more than one laboratory and can have both positive and negative results. **Therefore, the sum of the numbers in each column will be larger than the total number of people tested.**

Reporting lab	Inconclusive	Negative	Positive	Percent positive	Total
ELAN MANATEE			1	100%	1
SOMA MEDICAL CENTER PA #2 OAKLAND			1	100%	1
URGENT CARE OF FORT LAUDERDALE INC			1	100%	1
NHC Chattanooga			1	100%	1
WMC HEALTH GROUP INC			1	100%	1
DONALSONVILLE HOSPITAL			1	100%	1
INTERNAL MEDICINE ASSOCIATES		1			1
FIU HEALTH CARE CENTER			1	100%	1
FREEPORT ER DOX URGENT CARE		1			1
POETS WALK SARASOTA			1	100%	1
MARYLAND DEPARTMENT OF HEALTH AND MENTAL HYGIENE-LABORATORIES			1	100%	1
DOCTOR TODAY URGENT CARE			1	100%	1
Newton Wellesley Center for Alzheimer's Care		1			1
SHAMRA MEDICAL LABORATORY			1	100%	1
SKY RIDGE MEDICAL CENTER - MICRO			1	100%	1
Kroger 524 - The Little Clinic Iron Bridge Road		1			1
NORTH SHORE HEMATOLOGY-ONCOLOGY ASSOCI		1			1
HALIFAX HEALTH PRIMARY CARE			1	100%	1
SHARON REGIONAL MEDICAL CENTER			1	100%	1
ROAN MOUNTAIN MEDICAL CENTER			1	100%	1
THE CHILDREN'S HOSPITAL OF PHILADELPHIA		1			1
PAMC MICRO LAB			1	100%	1
MEDPOST - NORTH DALLAS			1	100%	1
FLORIDA CLINICAL LABORATORY INC DBA			1	100%	1
ADVENT HEALTH - OWASA			1	100%	1
LAB PLUS, LLC			1	100%	1
DIGNITY HEALING LLC			1	100%	1
Village Crest Center for Health & Rehabilitation		1			1
DOCTORS HEARING			1	100%	1
RIVIERA BEACH HEALTH CENTER LAB			1	100%	1
RAPID CITY REGIONAL HOSPITAL -579 ATTN. LABORATORY		1			1
CVS KS8573POCT OVERLAND PARK		1			1
MINUTE CLINIC DIAGNOSTIC PA			1	100%	1
CARENOW MIDTOWN			1	100%	1
ORLANDO HEALTH MEDICAL GROUP			1	100%	1
BMC/NASSAU			1	100%	1
MEDEXPRESS URGENT CARE - ST CLAIR, CLOVER DR.		1			1
SHANNON CLARK OD, PA			1	100%	1
HILLSBORO MEDICAL CENTER MAIN LABORATO		1			1
UNIVERISTY HOSPITAL			1	100%	1
WELLNOW URGENT CARE-OSWEGO			1	100%	1
PHYSICIANS PRIMARY CARE LEHIGH PEDS			1	100%	1
EXCEPTIONAL EMERGENCY CENTER			1	100%	1
ULTIMATE ANALYSIS LABORATORY			1	100%	1
NEVADA RURAL HOUSING AUTHORITY			1	100%	1
TLC MEDICAL			1	100%	1
DIAGNOSTIC GROUP INTEGRATED HEALTHCARE			1	100%	1

COVID-19: testing by laboratory

Data through Mar 7, 2021 verified as of Mar 8, 2021 at 09:25 AM

Data in this report are provisional and subject to change.

The numbers in the table below represent the number of Florida and non-Florida residents for whom test results were received by the Department of Health. A person can be tested by more than one laboratory and can have both positive and negative results. **Therefore, the sum of the numbers in each column will be larger than the total number of people tested.**

Reporting lab	Inconclusive	Negative	Positive	Percent positive	Total
CENTRAL FLORIDA ADULT MEDICINE		1			1
ADVENTHEALTH MEDICAL GROUP SENIOR HEALTH AT MALUHIA			1	100%	1
BOULDER COMMUNITY HOSPITAL			1	100%	1
JMJ FAMILY PRACTICE			1	100%	1
MEMORIAL MEDICAL CENTER			1	100%	1
HOLY CITY MED URGENT CARE			1	100%	1
BAYCARE OUTREACH LAB AT NEW TAMPA			1	100%	1
The Pines at Poughkeepsie Center for Nursing and Rehabilitation		1			1
CARESOUTH HHA HOLDINGS OF THE TREASURE COAST LLC			1	100%	1
Trucare Living Centers - Columbus		1			1
Lopatcong Center		1			1
HUMC		1			1
LIFE CARE CENTER OF GWINNETT		1			1
PUTNAM CO HOSPITAL-D/B/A ASBURY TOWERS		1			1
El Paso Health Care Center			1	100%	1
PALM SPRINGS GENERAL HOSPITAL			1	100%	1
MINUTECLINIC, LLC #07876			1	100%	1
MAYO CLINIC BEACHES PRIMARY CARE CTR		1			1
PATHOLOGY		1			1
EASTSIDE URGENT CARE			1	100%	1
CVS OH3329POCT LAKEWOOD		1			1
Terrace Glen Village		1			1
WVU MEDICINE AT SUNCREST TOWNE CENTRE			1	100%	1
SUMMIT COUNTY PUBLIC HEALTH DEPARTMENT			1	100%	1
Pontotoc Health and Rehab		1			1
OPTIMAL MEDICINE INC		1			1
TRADITIONAL MEDICINE CENTER			1	100%	1
Bivins Pointe			1	100%	1
DIRECT PRIMARY CARE OF BURLESON			1	100%	1
CVS IN6536POCT KOKOMO		1			1
VISTA DEL SOL MED ASSOC		1			1
REEVES COUNTY HOSPITAL DISTRICT			1	100%	1
Tremont Health & Rehabilitation Center		1			1
USA Healthcare LTC, LLC - Folsom Center for Rehabilitation & Healthca		1			1
TUNIS STREET GROUP HOME		1			1
HOME AIDE SVC OF EASTERN NY INC D/B/A		1			1
1ST CHOICE URGENT CARE CENTER LLC			1	100%	1
HEARTLAND REGIONAL MEDICAL CENTER		1			1
LABONE		1			1
SEASONS HOSPICE AND PALLIATIVE CARE OF			1	100%	1
CVS MO5727POCT PLATTE CITY		1			1
ANSWERS RESOURCE FACILITY		1			1
PEDIATRIC PARTNERS OF ZEPHYRHILLS PA			1	100%	1
AFC/DOCTORS EXPRESS NORTH BERGEN		1			1
CARESPOT EXPRESS HEALTHCARE BOYNTON BEACH			1	100%	1
CARE CONNECTIONS AT HOME LLC			1	100%	1

COVID-19: testing by laboratory

Data through Mar 7, 2021 verified as of Mar 8, 2021 at 09:25 AM

Data in this report are provisional and subject to change.

The numbers in the table below represent the number of Florida and non-Florida residents for whom test results were received by the Department of Health. A person can be tested by more than one laboratory and can have both positive and negative results. **Therefore, the sum of the numbers in each column will be larger than the total number of people tested.**

Reporting lab	Inconclusive	Negative	Positive	Percent positive	Total
Walgreens #5065		1			1
SJMC PHYSICIAN SERVICES			1	100%	1
TAMPA HEALTH CARE PROVIDERS PA		1			1
RIVERSIDE COUNTY PUBLIC HEALTH LABORATORY			1	100%	1
BOND COUNTY HEALTH DEPARTMENT			1	100%	1
PACE UNIVERSITY HEALTH CARE		1			1
Strasburg Care Center		1			1
DIMMIT REGIONAL HOSPITAL			1	100%	1
PROFESSIONAL DIALYSIS CENTER			1	100%	1
MOBILE HEALTH MEDICAL SERVICES PC		1			1
NORTH MIAMI BEACH SURGICAL CENTER			1	100%	1
CVS MA1845POCT WILMINGTON		1			1
Glenview Terrace Nursing Center		1			1
CYPRESS VILLAGE REHAB CENTER		1			1
UNIVERSITY OF BALTIMORE WASHINGTON MEDICAL CENTER			1	100%	1
Elderwood at Lancaster		1			1
ADVENTHEALTH MEDICAL GROUP OBSTETRICS			1	100%	1
Kroger 909 - The Little Clinic Hamilton			1	100%	1
LANCASHIRE HALL NURSING AND REHABILITATION CENTER		1			1
PATHLAB SERVICES			1	100%	1
BAYSTATE REFERENCE LABORATORY			1	100%	1
PANCARE HEALTH - NORTHSIDE ELEMENTARY			1	100%	1
Villages of St.Peters		1			1
PALM COAST DRAW STATION/AMERICAN HEALTH ASSOCIATES		1			1
EMERGENCY CARE SERVICES LAB AT JFK MEDICAL CENTER			1	100%	1
RAPID MEDLAB (002MO)		1			1
JOHN D. ARCHBOLD MEMORIAL HOSPITAL			1	100%	1
ACCESS HEALTH CARE PHYSICIANS, LLC		1			1
BLACK SHEEP MEDICAL			1	100%	1
UF HEALTH THE VILLAGES			1	100%	1
COUNTRYSIDE PEDIATRIC CARE PA			1	100%	1
EUGENE T FINAN, MD			1	100%	1
ADVENTHEALTH MEDICAL GROUP INTERNAL MEDICINE AT MILLS			1	100%	1
RED HOOK FAMILY PRACTICE		1			1
NORTH PALM BEACH DIALYSIS CENTER			1	100%	1
SOUTHERN WINDS			1	100%	1
CVS OH3980POCT KENT		1			1
CORPUS CHRISTI MEDICAL CENTER			1	100%	1
LABTEST LLC LABTEST DIAGNOSTICS			1	100%	1
MIL LAKE HEALTHCARE CENTER INC PEDIATRICS			1	100%	1
MEDCOR INC			1	100%	1
Brookcrest Nursing Home		1			1
ST JOHNS EPISCOPAL HOSPITAL SOUTH SHORE		1			1
FLAGLER MEDICAL ASSOCIATES PA			1	100%	1
CARESPOT - OCOEE			1	100%	1
SANTA MONICA CA-UCLA MC			1	100%	1
Kroger 717 - The Little Clinic Dolphin Drive			1	100%	1

COVID-19: testing by laboratory

Data through Mar 7, 2021 verified as of Mar 8, 2021 at 09:25 AM

Data in this report are provisional and subject to change.

The numbers in the table below represent the number of Florida and non-Florida residents for whom test results were received by the Department of Health. A person can be tested by more than one laboratory and can have both positive and negative results. **Therefore, the sum of the numbers in each column will be larger than the total number of people tested.**

Reporting lab	Inconclusive	Negative	Positive	Percent positive	Total
PANCARE HEALTH - CARR ELEM & MIDDLE SCHOOL			1	100%	1
CHILDRENS SPECIALIST PEDIATRIC PULMMOLOGY &			1	100%	1
LOUIS A JOHNSON VAMC		1			1
PENSACOLA PATHOLOGY		1			1
BAYLOR SCOTT & WHITE MEDICAL SURGICAL CLINIC			1	100%	1
NASON HOSPITAL			1	100%	1
FAIRVIEW SOUTHDAL			1	100%	1
MEDICAL ASSOCIATES OF BREVARD LLC		1			1
LabCorp of America			1	100%	1
COLOMBO'S PHARMACY		1			1
Hillside Rehab and Care Center			1	100%	1
HARRIS URGENT CARE CENTER			1	100%	1
SELF REGIONAL HEALTHCARE			1	100%	1
CLERMONT PEDIATRICS, PA			1	100%	1
MEADOWS PARK HEALTH AND REHABILITATION		1			1
Senatobia Healthcare & Rehab		1			1
RURAL/METRO MIDSOUTH,		1			1
SUMMER PLACE NURSING & REHABILITATION		1			1
BAPTIST HOSPITAL PRIMARY CARE GULF BREEZE			1	100%	1
Kroger 49 - The Little Clinic Wichita - 21st St.			1	100%	1
CVS MA41POCT TAUNTON		1			1
PM PEDIATRICS OF BAYSIDE PLLC - BELLER		1			1
CARESPOT - LEE VISTA			1	100%	1
COMMONWEALTH OF VIRGINIA DIVISION OF CONSOLIDATED LABORATORY SERVICES			1	100%	1
DW MCMILLAN MEMORIAL HOSPITAL LABORATORY			1	100%	1
Eddy Memorial Geriatric Center		1			1
SIGNATURE CARE MEMORIAL CITY			1	100%	1
MEDICAL CITY NORTH HILLS			1	100%	1
PRISMA HEALTH TUOMEY LABORATORY			1	100%	1
THEDACARE FAMILY MEDICINE GATEWAY			1	100%	1
MISSION HOSPITAL – MEMORIAL CAMPUS			1	100%	1
TITUSVILLE REHABILITATION AND NURSING CENTER		1			1
MEDCOR CORPORATE CLINIC			1	100%	1
ALPHA CLINICAL LABORATORY CORP.			1	100%	1
SOLARIS HEALTHCARE PLANT CITY		1			1
TRUMAN MEDICAL CENTER - HOSPITAL HILL			1	100%	1
WEST PALM BEACH PHARMACEUTICALS LLC			1	100%	1
ST. JOHN HOSPITAL & MEDICAL CENTER			1	100%	1
HILTON HEAD HOSPITAL/INPATIENT			1	100%	1
SPHERE DX			1	100%	1
SACRED HEART HOSPITAL NURSING			1	100%	1
USF PHYSICIANS GROUP			1	100%	1
ACCESS FAMILY CARE LLC			1	100%	1
CONCORDIA MANOR			1	100%	1
GILBERT MEDICAL GROUP			1	100%	1
KIOSK MEDICINE OF KENTUCKY LLC		1			1
MANOR CARE OF DELRAY BEACH FL LLC		1			1

COVID-19: testing by laboratory

Data through Mar 7, 2021 verified as of Mar 8, 2021 at 09:25 AM

Data in this report are provisional and subject to change.

The numbers in the table below represent the number of Florida and non-Florida residents for whom test results were received by the Department of Health. A person can be tested by more than one laboratory and can have both positive and negative results. **Therefore, the sum of the numbers in each column will be larger than the total number of people tested.**

Reporting lab	Inconclusive	Negative	Positive	Percent positive	Total
CSL PLASMA LAB			1	100%	1
ASHLEY PEDIATRICS DAY & NIGHT CLINIC			1	100%	1
CLEMENT MANOR HEALTH CENTER		1			1
VA COMMUNITY BASED CLINIC - LAKE CITY			1	100%	1
PRIMARY AND URGENT CARE			1	100%	1
MEMORIAL SATILLA HEALTH			1	100%	1
JOHN PETER SMITH HOSPITAL- OB TRIAGE			1	100%	1
HEALTHCARE FOR THE HOMELESS			1	100%	1
Oakland Nursing and Rehabilitation Center		1			1
INFECTION CONTROL DEPT			1	100%	1
SEVEN HILLS HEALTHCARE GROUP LLC DBA		1			1
WALGREENS #01398			1	100%	1
GRAND VIEW HOSPITAL			1	100%	1
HUDSON REGIONAL HOSPITAL			1	100%	1
CVS CT692POCT NORTH HAVEN		1			1
ST GERARD'S COMMUNITY OF CARE		1			1
Valley Center (WV)			1	100%	1
MY WELLNESS EXPRESS			1	100%	1
MCH PHYSICIANS GROUP			1	100%	1
PRIMARY CARE & PEDIATRICS - SHEPHERSTOWN		1			1
Kroger 618 - The Little Clinic Trail Creek Village		1			1
QLABS			1	100%	1
ASPIRUS WAUSAU HOSPITAL			1	100%	1
FAMILY MEDICINE AT KISSIMMEE		1			1
Florida Baptist Retirement Center		1			1
HCL LABORATORIES			1	100%	1
FLORIDA HOSPITAL LAB			1	100%	1
CELEBRATION HOSPITAL			1	100%	1
Central Park Healthcare & Rehabilitation Center		1			1
CVS OH6167POCT ASHLAND		1			1
Chestnut Ridge Nursing & Rehab		1			1
CVS AZ9277POCT TUCSON		1			1
APPLECARE BRUNSWICK			1	100%	1
CENTRAL TX MEDICAL CENTER - LAB			1	100%	1
TANGLEWOOD MANOR		1			1
HABANA HEALTH CARE CENTER			1	100%	1
PHYSICIANS PREMIER			1	100%	1
VELOCITY URGENT CARE - LITTLE CREEK			1	100%	1
CURELOGICS WOUND CARE & HYPERBARIC CENTER		1			1
CHESAPEAKE REGIONAL MEDICAL CENTER			1	100%	1
SANTA BARABARA ALF LLC (THE WINDSOR)			1	100%	1
MOUNT SINAI MEDICAL CENTER AVENTURA ER			1	100%	1
CFCH - FROSTPROOF			1	100%	1
SPEARE MEMORIAL HOSPITAL			1	100%	1
Princeton Place			1	100%	1
IM&P WELLNES CENTER			1	100%	1
FHPG SURGICAL ASSOCIATES OF EAST PASCO			1	100%	1

COVID-19: testing by laboratory

Data through Mar 7, 2021 verified as of Mar 8, 2021 at 09:25 AM

Data in this report are provisional and subject to change.

The numbers in the table below represent the number of Florida and non-Florida residents for whom test results were received by the Department of Health. A person can be tested by more than one laboratory and can have both positive and negative results. **Therefore, the sum of the numbers in each column will be larger than the total number of people tested.**

Reporting lab	Inconclusive	Negative	Positive	Percent positive	Total
AMERICAN FAMILY CARE - SMYRNA			1	100%	1
NORTH PALM CHIDRENS PHYSICIANS			1	100%	1
EASTGENE LABORATORIES		1			1
ISLAND NURSING HOME			1	100%	1
NORTH SHORE HEMATOLOGY-ONCOLOGY ASSOCIATES PC		1			1
Advanced Rehabilitation of Vernon		1			1
HALIFAX HEALTH PRIMARY CARE ORMOND			1	100%	1
PARK AVENUE PEDIATRICS PC		1			1
SONNI'S PEDIATRICS			1	100%	1
Signature Healthcare of Georgetown		1			1
ALPHA 1 ANTITRYPSIN RESEARCH PROGRAM			1	100%	1
BL DIAGNOSTICS LLC			1	100%	1
MEDCOR, INC			1	100%	1
BROADWAY HEALTH FLORIDA MEDICAL CLINIC URGENT CARE			1	100%	1
Village Green Health & Rehabilitation		1			1
Kroger 379 - The Little Clinic Stony Brook		1			1
SUMMIT LABORATORY			1	100%	1
CVS AZ10529POCT SCOTTSDALE		1			1
KROGER 915 - THE LITTLE CLINIC ANDERSON			1	100%	1
COMMUNITY MEDICAL CARE			1	100%	1
DEACONESS URGENT CARE CENTER			1	100%	1
SCRIPTS PLUS INC DBA THE MEDICINE SHOP		1			1
ASCENSION ST VINCENT'S - WESTSIDE			1	100%	1
NORTH BROWARD MEDICAL CENTER			1	100%	1
BROOKS REHAB			1	100%	1
PARK AVENUE DERMATOLOGY NORTH			1	100%	1
NORTH COUNTY MEDICAL LAB			1	100%	1
BAXTER REGIONAL MEDICAL CENTER			1	100%	1
ENCOMPASS HEALTH REHABILITATION HOSPITAL OF MIAMI			1	100%	1
ABBOTT LABORATORIES - OCCUPATIONAL HEALTH SERVICES			1	100%	1
BASCOM PALMER-MICRO LAB			1	100%	1
HCA HOUSTON ER 24/7			1	100%	1
ARNOLD PALMER HOSPITAL LAB POCT		1			1
New York Harbor Harbor HCS - Brooklyn Campus		1			1
BROOKDALE AVONDALE (BU 04360)			1	100%	1
TWIN			1	100%	1
GREYSTONE HOME HEALTH OF GREATER ORLANDO LLC		1			1
Metairie Healthcare Center			1	100%	1
BAPTIST HEALTH EXPRESS CARE			1	100%	1
PROVIDENCE ST. PATRICK HOSPITAL			1	100%	1
ELEMENTS PHARMACY			1	100%	1
BAPTIST HEALTH SURGERY CENTER			1	100%	1
CLINICAL PATHOLOGY LABORATORIES SOUTHEAST INC			1	100%	1
WW Chem Auto SS			1	100%	1
MIAMI CEREBRAL PALSY RESIDENTIAL			1	100%	1
UNIVERSITY URGENT CARE			1	100%	1
IZ MEDICAL		1			1

COVID-19: testing by laboratory

Data through Mar 7, 2021 verified as of Mar 8, 2021 at 09:25 AM

Data in this report are provisional and subject to change.

The numbers in the table below represent the number of Florida and non-Florida residents for whom test results were received by the Department of Health. A person can be tested by more than one laboratory and can have both positive and negative results. **Therefore, the sum of the numbers in each column will be larger than the total number of people tested.**

Reporting lab	Inconclusive	Negative	Positive	Percent positive	Total
MINNESOTA DEPARTMENT OF HEALTH LABORATORY			1	100%	1
CARENOW URGENT CARE – SPRING			1	100%	1
MEDCARE-GARNERS FERRY			1	100%	1
BRIGHAM YOUNG UNIV STUDENT HEALTH CTR			1	100%	1
EXPRESS PHARMACY INC		1			1
HOWELL BRANCH COURT			1	100%	1
ALL CHILDRENS PEDIATRIC CLINIC			1	100%	1
ASSOCIATESMD			1	100%	1
WEST BOCA MEDICAL CENTER			1	100%	1
LAKE WALES DIALYSIS CENTER			1	100%	1
MY INSTADOC - HOWELL URGENT CARE		1			1
Waters of Covington		1			1
UMASS MEMORIAL/MARLBORO HOSPITAL			1	100%	1
NULL			1	100%	1
ORMOND PEDIATRICS PA			1	100%	1
EXAC CARE CROSSVILLE		1			1
CORE OCCUPATIONAL RESOURCES, LLC			1	100%	1
POINTE MEDICAL SERVICES INC			1	100%	1
HELIX URGENT CARE			1	100%	1
WESTON COUNTY HEALTH SERVICES			1	100%	1
CVS NC7051POCT WAKE FOREST		1			1
Kroger 419 - The Little Clinic Farmington/Exeter		1			1
Kroger 569 - The Little Clinic Gallatin		1			1
HALE KUPUNA HERITAGE HOME		1			1
FAMILY MEDICINE AT CELEBRATION		1			1
Signature Healthcare of Palm Beach			1	100%	1
Jacaranda Manor			1	100%	1
KNAPP MEDICAL GROUP			1	100%	1
Belvoir Woods Health Care Center at The Fairfax		1			1
Douglas County Health Center		1			1
NORTHEAST FLORIDA INTERNAL MEDICINE PA		1			1
DAYTONA BEACH CENTRA CARE			1	100%	1
FIT4LIFE MEDICAL CENTER			1	100%	1
Altenheim Senior Living		1			1
Dexter Health Care		1			1
RABI SINHA, MD		1			1
HOLSTON MEDICAL GROUP		1			1
SHANDSCAIR FLIGHT PROGRAM			1	100%	1
Kroger 753 - The Little Clinic Goss Avenue		1			1
Manor Care Health Care Services - Williamsport North		1			1
TREASURE COAST COMMUNITY HEALTH INC			1	100%	1
Louis Stokes Cleveland VA - Midtown Dialysis Center		1			1
FAMILY PHYSICIANS OF WINTER PARK, INC			1	100%	1
CVS TX7431POCT ROWLETT		1			1
CLUB HEALTH AND REHABILITATION CENTER, THE		1			1
ADVANCED URGENT CARE PLLC		1			1
MISSION HOSPITAL			1	100%	1

COVID-19: testing by laboratory

Data through Mar 7, 2021 verified as of Mar 8, 2021 at 09:25 AM

Data in this report are provisional and subject to change.

The numbers in the table below represent the number of Florida and non-Florida residents for whom test results were received by the Department of Health. A person can be tested by more than one laboratory and can have both positive and negative results. **Therefore, the sum of the numbers in each column will be larger than the total number of people tested.**

Reporting lab	Inconclusive	Negative	Positive	Percent positive	Total
MEDICAL CENTER			1	100%	1
BAPTIST HOSPITAL LABORATORY			1	100%	1
Kroger 410 - The Little Clinic Trinity		1			1
Redwood Springs Healthcare			1	100%	1
BEAUMONT HOSPITAL, GROSSE POINTE			1	100%	1
AUTUMN CARE OF STATESVILLE, LLC		1			1
MERITER LABORATORIES			1	100%	1
FELD ENTERTAINMENT			1	100%	1
DOCTORS CHOICE HOME CARE INC			1	100%	1
Kroger 805 - The Little Clinic Lewis Center		1			1
LCMC LAB SUBSECTION		1			1
CATHEDRAL GERONTOLOGY CENTER DBA CATHEDRAL CARES			1	100%	1
XSTREMEMD			1	100%	1
INTERNAL MEDICINE EMILIA MURRAY MD PA		1			1
GEORGETOWN URGENT CARE			1	100%	1
HEALTH ALLIANCE			1	100%	1
Lutheran Community at Telford		1			1
KID FIXERS		1			1
UPMC NORTHWEST HOSPITAL			1	100%	1
MERITUS MEDICAL CENTER			1	100%	1
Excel Care Center			1	100%	1
SOUTHEASTERN INTEGRATED MEDICAL PL			1	100%	1
UHS BINGHAMTON GENERAL			1	100%	1
KAISER SUNNYSIDE MEDICAL CTR LAB		1			1
MINUTECLINIC DIAGNOSTICS OF OKLAHOMA		1			1
LEE MEMORIAL HOSPITAL OUTPATIENT SURGERY CENTER			1	100%	1
MISSOURI DEPARTMENT OF HEALTH AND SENIOR SERVICES - STATE PH LAB		1			1
WVU MEDICINE - WESTON			1	100%	1
Kroger 532 - The Little Clinic Murfreesboro		1			1
Kroger 395 - The Little Clinic Blanchester		1			1
MORGAN STANELY HEALTH CENTER		1			1
MEMORIAL HOSPITAL - BELLEVILLE			1	100%	1
TREASURE COAST PRIMARY CARE		1			1
WALGREEN#12147		1			1
STEWART MEDICAL GROUP INC			1	100%	1
Walgreens #9620		1			1
SOUTHEASTERN HEALTH FACILITES, INC		1			1
TCPA CLINICAL LABORATORIES			1	100%	1
Wexner Heritage House			1	100%	1
MED FIRST IMMEDIATE CARE AND FAMILY PRACTICE			1	100%	1
PUBLIX PHARMACY # 1236			1	100%	1
NORTH FLORIDA CHILD DEVELOPMENT, INC			1	100%	1
Waddell Nursing & Rehab Center		1			1
MOSAIC MEDICAL CENTER MARYVILLE			1	100%	1
Kroger 523 - The Little Clinic Dickson			1	100%	1
BRADENTON DIALYSIS			1	100%	1
Hearthstone Nursing and Rehabilitation Center		1			1

COVID-19: testing by laboratory

Data through Mar 7, 2021 verified as of Mar 8, 2021 at 09:25 AM

Data in this report are provisional and subject to change.

The numbers in the table below represent the number of Florida and non-Florida residents for whom test results were received by the Department of Health. A person can be tested by more than one laboratory and can have both positive and negative results. **Therefore, the sum of the numbers in each column will be larger than the total number of people tested.**

Reporting lab	Inconclusive	Negative	Positive	Percent positive	Total
PROVIDENCE ST PETER HOSPITAL		1			1
SOMA MEDICAL CENTER PA #2			1	100%	1
MODERN URGENT CARE			1	100%	1
KATHY L ANDERSON DO PA			1	100%	1
GOSHEN MEDICAL CENTER			1	100%	1
OPTUM OF HIALEAH		1			1
AMD			1	100%	1
KENNEDY BOULEVARD DIALYSIS			1	100%	1
INLET CONCIERGE MEDICINE			1	100%	1
ST FRANCIS COLLEGE WELLNESS CENTER		1			1
FLAGLER COUNTY BOARD OF COUNTY COMMISSIONERS			1	100%	1
St Mary's d'Youville Pavilion		1			1
LITTLE COMPANY OF MARY HOSPITAL			1	100%	1
PRACTITIONERS IN MOTION			1	100%	1
Victoria Manor		1			1
FINLAY MEDICAL RESEARCH CORP			1	100%	1
LAKE VISTA DIALYSIS			1	100%	1
Kroger 350 - The Little Clinic New Cut Road		1			1
HEALTH PLUS SUNRISE MEDICAL OFFICE			1	100%	1
FHPG INTERNAL MEDICINE OF BRANDON			1	100%	1
NORTHSIDE FAMILY MEDICINE AND URGENT CARE (CUMMING)		1			1
MIAMI VASCULAR SURGERY			1	100%	1
ADVENTHEALTH IMAGING WINTERGARDEN		1			1
PRIMARY CARE GROUP LLC		1			1
RIVERVIEW HOSPITAL D/B/A UNIVERSITY		1			1
NEMOURS CHILDREN'S PRIMARY CARE, ST CLOUD			1	100%	1
CORNERSTONE OF RECOVERY INC		1			1
COX HEALTH SOUTH LAB			1	100%	1
PRINCIPLE DIAGNOSTICS LLC			1	100%	1
DEPARTMENT OF HEALTH SERVICES			1	100%	1
MEDEXPRESS URGENT CARE - WAYNESBURG		1			1
KNOX COMMUNITY HOSPITAL			1	100%	1
BICKERTON, DAWN		1			1
GARDENS PEDIATRICS LAB			1	100%	1
MARINA DEL REY HOSPITAL LAB			1	100%	1
PINEVILLE PHARMACY			1	100%	1
SPRING VALLEY HOSPITAL MEDICAL CENTER			1	100%	1
WY RETIREMENT CENTER		1			1
LOUNDY		1			1
BRIAN C GRINER MD LLC			1	100%	1
Kroger 682 - The Little Clinic Combs and Gantzel		1			1
MEDSTAR URGENT CARE, LLC			1	100%	1
MEDEXPRESS URGENT CARE, EDWARDSVILLE		1			1
BRIDGEWATER PARK ASSISTED LIVING LLC			1	100%	1
Walgreens #10851		1			1
Arlington Health and Rehabilitation		1			1
NORTHEAST BAPTIST HOSPITAL			1	100%	1

COVID-19: testing by laboratory

Data through Mar 7, 2021 verified as of Mar 8, 2021 at 09:25 AM

Data in this report are provisional and subject to change.

The numbers in the table below represent the number of Florida and non-Florida residents for whom test results were received by the Department of Health. A person can be tested by more than one laboratory and can have both positive and negative results. **Therefore, the sum of the numbers in each column will be larger than the total number of people tested.**

Reporting lab	Inconclusive	Negative	Positive	Percent positive	Total
SOUTHWEST ORLANDO FAMILY MEDICINE, PL			1	100%	1
Kroger 57 - The Little Clinic Jay C Charlestown		1			1
SC-GA2018 MCCORMICK REHAB & HEALTHCARE		1			1
CVS CA9103POCT ESCONDIDO		1			1
MADISON AT OVIEDO			1	100%	1
Vi at Aventura		1			1
HYDE PARK MEDICAL CENTER		1			1
ICARE		1			1
POMPANO BEACH ARTIFICIAL KIDNEY CENTER			1	100%	1
AML DIAGNOSTICS- ADV TESTING IN METABOLIC MEDICINE			1	100%	1
			1	100%	1
BAPTIST HEALTH SURGERY CENTER AT NORTHPOINT			1	100%	1
BAPTIST ASI			1	100%	1
MANCHESTER COMMONS		1			1
ADVENTHEALTH DURAND			1	100%	1
HAPPY KIDZ PEDIATRICS PL			1	100%	1
MEDEX CLINIC LLC			1	100%	1
CHRISTUS GOOD SHEPHERD MEDICAL CENTER			1	100%	1
Kroger 447 - The Little Clinic Lebanon		1			1
Kroger 825 - The Little Clinic Dorothy Lane		1			1
ST. LUKE'S HOSPITAL			1	100%	1
Integrity Healthcare of Carbondale			1	100%	1
ADVENT HEALTH MEDICAL GROUP MULTISPECIALTY			1	100%	1
NICKLAUS CHILDREN'S DORAL OUTPATIENT CENTER			1	100%	1
CHILTON MEDICAL CENTER		1			1
Longwood Community Living Center		1			1
CARE STATION MEDICAL GROUP		1			1
WELLMED AT LINEBAUGH AVE			1	100%	1
Kroger - KRO70300083			1	100%	1
ADVENTHEALTH MEDICAL GROUP PEDIATRICS DIABETES &			1	100%	1
CVS AZ4795POCT MESA		1			1
DOCTORS CARE - AIKEN MALL			1	100%	1
Keller Landing Center		1			1
Brattleboro Crossings LLC dba Pine Heights at Brattleboro		1			1
Smg/North Jersey Hematology & Oncology		1			1
Kroger 541 - The Little Clinic Long Hollow Pike		1			1
SLIDELL MEMORIAL HOSPITAL			1	100%	1
NORTHSIDE HOSPITAL DULUTH			1	100%	1
CVS MA969POCT PALMER		1			1
Brookdale Southside			1	100%	1
CVS MA1875POCT ASHLAND			1	100%	1
BROOKDALE FORT MYERS LAKES PARK			1	100%	1
QUICKCARE HEALTH, INC			1	100%	1
LABORATORIO MEDICO CENTRAL CONDOMINO MD			1	100%	1
MERCY HEALTH			1	100%	1
NORTH SHORE HEMATOLOGY-ONCOLOGY ASSOCIATES		1			1
Dugan Memorial Home		1			1

COVID-19: testing by laboratory

Data through Mar 7, 2021 verified as of Mar 8, 2021 at 09:25 AM

Data in this report are provisional and subject to change.

The numbers in the table below represent the number of Florida and non-Florida residents for whom test results were received by the Department of Health. A person can be tested by more than one laboratory and can have both positive and negative results. **Therefore, the sum of the numbers in each column will be larger than the total number of people tested.**

Reporting lab	Inconclusive	Negative	Positive	Percent positive	Total
PASTEUR MEDICAL CENTER LLC		1			1
PEDIATRIC ASSOCIATES OF ORLANDO			1	100%	1
KIDS CARE PEDIATRICS PA			1	100%	1
PEDIATRIC URGENT CARE CENTR OF FORT WORTH-LA GRAN			1	100%	1
JOHNSON MEDICAL SERVICES			1	100%	1
CENTRAL TX URGENT CARE			1	100%	1
Highland Ave. Eye Clinic		1			1
Kroger 629 - The Little Clinic Cartersville, GA Hwy 41		1			1
NORTHWEST FLORIDA SPECIALTY PHYSICIANS LLC		1			1
PINNACLE DIALYSIS		1			1
OPTUM PRIMARY CARE			1	100%	1
GOOD SAMARITAN SOCIETY - DE SMET		1			1
DEERFIELD BEACH REHABILITATION AND NURSING			1	100%	1
Kroger 126 - The Little Clinic Cottonwood		1			1
ORMC-ARDEN/EOI			1	100%	1
CARDIOLOGY AND FITNESS MEDICINE		1			1
LOUIS STOKES CLEVELAND VA MEDICAL CENTER			1	100%	1
ALL PEDIATRIC CARE PA			1	100%	1
ADVANTA LABS, LLC		1			1
PowerBack Piscataway Center		1			1
Kroger 923 - The Little Clinic Centerville		1			1
NORTHEAST TEXAS DIALYSIS		1			1
TMH PHYSICIAN PARTNERS			1	100%	1
LSU MEDICAL CENTER			1	100%	1
NHC DICKSON		1			1
RIDGEFIELD PEDIATRIC ASSOCIATES		1			1
OHIOHEALTH URGENT CARE			1	100%	1
LADY OF THE SEA HOSPITAL LAB			1	100%	1
B2 URGENT CARE			1	100%	1
NANCY M WORTHINGTON MD PA			1	100%	1
ASHLEY PEDICATRICS DAY AND NIGHT CLINIC			1	100%	1
Cooperstown Center for Nursing and Rehabillitation		1			1
NEW YORK CITY DEPARTMENT OF HEALTH			1	100%	1
MED TECH CLINICAL LABORATORY		1			1
VISTACARE PHARMACY I		1			1
Kroger 531 - The Little Clinic Waterville		1			1
DECATUR MORGAN HOSPITAL - DECATUR GENE		1			1
WINCHESTER HOSPITAL			1	100%	1
BETHESDA HEALTH PHYSICIANS GROUP		1			1
CONCIERGE INTERNAL MEDICINE ASSOCIATES			1	100%	1
Crestwood Nursing Center		1			1
ACUPATH LABORATORIES INC			1	100%	1
ISLANDS ASSISTED LIVING FACILITY,THE			1	100%	1
CROSS CREEK HEALTH CARE		1			1
PIONEER CLINICAL RESEARCH LLC			1	100%	1
Kroger 367 - The Little Clinic Walton		1			1
MEDICAL ASSOCIATES OF PINELLAS - LAB			1	100%	1

COVID-19: testing by laboratory

Data through Mar 7, 2021 verified as of Mar 8, 2021 at 09:25 AM

Data in this report are provisional and subject to change.

The numbers in the table below represent the number of Florida and non-Florida residents for whom test results were received by the Department of Health. A person can be tested by more than one laboratory and can have both positive and negative results. **Therefore, the sum of the numbers in each column will be larger than the total number of people tested.**

Reporting lab	Inconclusive	Negative	Positive	Percent positive	Total
ALLIANCE MD DIRECT PRIMARY CARE			1	100%	1
MEDICAL SPECIALISTS OF THE PALM BEACHES INC			1	100%	1
LAKEVIEW REGIONAL HOSPITAL			1	100%	1
Walgreens #5914		1			1
Alexandria Place		1			1
CHRISTIAN REST HOME ASSOC		1			1
ARISTACARE AT MANCHESTER		1			1
MINUTECLINIC DIAGNOSTIC OF NH, LLC (CL		1			1
TOXUSALABS DBA CONNECTDX LABS		1			1
ACCOMPLISHED HOME CARE		1			1
Bethany Manor		1			1
HARDEE COUNTY FIRE RESCUE		1			1
MY URGENT CARE CLINIC			1	100%	1
ANDREWS INSTITUTE AMBULATORY SURGERY CENTER		1			1
TRAVIS LEE THOMPSON MD			1	100%	1
LIFESPAN HEALTH - SELMER		1			1
UNIVERSITY OF MIAMI PRIMARY CARE SITE UMHC 3039			1	100%	1
MERCY GENERAL HOSPITAL			1	100%	1
MANHATTAN COLLEGE HEALTH SERVICES		1			1
Sanford Health & Rehabilitation			1	100%	1
SOWAL HEALTH & DRUG			1	100%	1
PARTNERS IN PRIMARY CARE		1			1
Vibrantlife of El Paso Rehabilitation Center			1	100%	1
WAYCROSS INTRTNAL MEDICINE			1	100%	1
UNITYPOINT HEALTH TRINITY			1	100%	1
MEDEXPRESS URGENT CARE - HACKETTSTOWN		1			1
LIBERTY HEALTH CENTER			1	100%	1
FAST PACE URGENT CARE			1	100%	1
ACCESS 365 URGENT CARE LLC			1	100%	1
CHC SOUTHWEST FLORIDA LAB-LIVE			1	100%	1
WEST FLORIDA MEDICAL ASSOCIATES PA			1	100%	1
CRYSTAL RIVER FIRE DEPARTMENT			1	100%	1
Life Care Center of Auburn		1			1
CLEVELAND CLINIC AKRON GENERAL			1	100%	1
COLUMBIA CREST CARE & RAHAB		1			1
Harbert Hills Academy Nursing Home		1			1
Eagle Point Health Care Center		1			1
Mountain View Manor			1	100%	1
SAWGRASS PEDIATRIC PARTNERS LLC			1	100%	1
BEAUMONT URGENT CARE		1			1
Maple Lane Nursing Home		1			1
PELICAN STATE OUTPATIENT CENTER			1	100%	1
GARDENS AT MAPLEWOOD			1	100%	1
Woodstock Nursing and Rehabilitation Center		1			1
ROUTE 16 PHARMACY LLC DBA HOLLAND PHAR		1			1
ORDRS, INC.			1	100%	1
NYU LANGONE AMBULATORY CARE LAKE SUCCE		1			1

COVID-19: testing by laboratory

Data through Mar 7, 2021 verified as of Mar 8, 2021 at 09:25 AM

Data in this report are provisional and subject to change.

The numbers in the table below represent the number of Florida and non-Florida residents for whom test results were received by the Department of Health. A person can be tested by more than one laboratory and can have both positive and negative results. **Therefore, the sum of the numbers in each column will be larger than the total number of people tested.**

Reporting lab	Inconclusive	Negative	Positive	Percent positive	Total
SOUTHWOOD HEALTHCARE CENTER		1			1
Kroger 481 - The Little Clinic Houston Levee		1			1
GIFFORD MEMORIAL HOSPITAL		1			1
PARRISH MEDICAL GROUP			1	100%	1
CAMBRIDGE HEALTH ALLIANCE			1	100%	1
CVS IL2297652CV CHICAGO		1			1
PEACE HEALTH FAMILY MEDICINE AT 87TH AVE		1			1
SOUTHWOOD NURSING & RETIREMENT CENTER		1			1
PARK LANE NURSING HOME		1			1
INSTANT MEDICAL CARE CENTER			1	100%	1
FASTMED URGENT CARE			1	100%	1
ARBOR DIAGNOSTICS, INC		1			1
SAINT JOSEPH'S HOSPITAL AND MEDICAL CENTER		1			1
Seal Rock Healthcare		1			1
HOSPICE OF MARION COUNTY INC			1	100%	1
Kroger 086 - The Little Clinic Broomfield-Sheridan		1			1
MERCYONE DES MOINES MEDICAL CENTER			1	100%	1
MAYO MEDICAL LABORATORIES			1	100%	1
BROOKDALE FORT WALTON BEACH			1	100%	1
IMMY LABS			1	100%	1
VELOCITY URGENT CARE - REDMILL			1	100%	1
EAST FL CORE LAB			1	100%	1
ADAMS COUNTY HEALTH DEPARTMENT			1	100%	1
TMH CANCER CENTER LABORATORY			1	100%	1
Holly Hill Healthcare Center			1	100%	1
BATESVILLE - SHERWOOD URGENT CARE			1	100%	1
SONORAN DESERT PATHOLOGY			1	100%	1
ACCURATE HEALTH SERVICES CORP			1	100%	1
JOSHUA E CHESIR MD		1			1
NORTH RIVER FAMILY HEALTH CENTER			1	100%	1
ROYAL OAK MEDICAL CENTER LLC DBA CHARACTER FAMILY			1	100%	1
VIP FAMILY PRACTICE			1	100%	1
EILEEN TURBESSI MD PA		1			1
MARTIN ARMY COMMUNITY HOSPITAL			1	100%	1
FLORHAM PARK ENDOSCOPY CENTER		1			1
Kroger 699 - The Little Clinic Smyrna		1			1
HEALTH FIRST HOME CARE		1			1
CSI LABORATORIES FLORIDA			1	100%	1
STAMFORD HOSPITAL			1	100%	1
PULMONARY MEDICINE		1			1
C A R E S		1			1
INDIANA STATE DEPARTMENT OF HEALTH CLINIC MICROBIOLOGY		1			1
GOLDING-GRANADO MEDICAL ASSOCIATES		1			1
MEDSTAR HEALTH URGENT CARE			1	100%	1
CVS CT2210POCT RIVERSIDE		1			1
PORTSMOUTH REG. HOSPITAL			1	100%	1
RIDGE OPTUM FLORIDA			1	100%	1

COVID-19: testing by laboratory

Data through Mar 7, 2021 verified as of Mar 8, 2021 at 09:25 AM

Data in this report are provisional and subject to change.

The numbers in the table below represent the number of Florida and non-Florida residents for whom test results were received by the Department of Health. A person can be tested by more than one laboratory and can have both positive and negative results. **Therefore, the sum of the numbers in each column will be larger than the total number of people tested.**

Reporting lab	Inconclusive	Negative	Positive	Percent positive	Total
HEALTHALLIANCE HOSPITAL LABORATORY		1			1
SIMPLY HEALTHCARE AND WELLNESS CLINIC, PC			1	100%	1
MINUTE CLINIC DIAGNOSTICS OF IN, LLC #6252		1			1
GENESEE COUNTY HEALTH DEPARTMENT		1			1
PHYSICIANS IMMEDIATE CARE			1	100%	1
REELFOOT FAMILY WALK-IN CLINIC		1			1
BALLAD HEALTH MEDICAL ASSOCIATES URGENT CARE			1	100%	1
PASTEUR MEDICAL HIALEAH GARDEN LLC			1	100%	1
INDIAN RIVER CLINICAL LABORATORY, INC.		1			1
LOPEZ		1			1
Birmingham Nursing & Rehab Center		1			1
WINDSOR MANOR			1	100%	1
PENINSULA REGIONAL MED CTR LAB			1	100%	1
Garden View Care Center at Dougherty Ferry		1			1
SPARTA HEALTH & REHAB		1			1
CAREFIRST URGENT CARE - BEECHMONT			1	100%	1
UF HEALTH - WILDLIGHT			1	100%	1
SALEM VAMC		1			1
PM PEDIATRICS PC			1	100%	1
MEDEXPRESS URGENT CARE CHICOPEE			1	100%	1
FAIRVIEW HOSPITAL			1	100%	1
ManorCare Yeadon		1			1
CVS GA5622POCT DALLAS		1			1
LOURDES URGENT CARE			1	100%	1
SIGNATURE CARE COLLEGE STATION			1	100%	1
THE CLINIC ON SIXTH			1	100%	1
ATLANTIC DIAGNOSTICS			1	100%	1
COVENANT HEALTH		1			1
VETERANS AFFAIRS MEDICAL CENTER - EAST ORANGE			1	100%	1
Shoreline Care Center			1	100%	1
15 TO KNOW			1	100%	1
LARKIN COMMUNITY HOSPITAL PALM SPRINGS CAMPUS			1	100%	1
SUTTER GOULD MEDICAL FOUNDATION			1	100%	1
CVS PA10825POCT PLYMOUTH MEETING		1			1
ONPOINT URGENT CARE			1	100%	1
NEVADA DEPARTMENT OF HEALTH AND HUMAN SERVICES			1	100%	1
YOUR HEALTH PEDIATRICS INC			1	100%	1
SACRED HEART HEALTH SYSTEM- MIDWIFE PROGRAM			1	100%	1
Country View of Sunbury			1	100%	1
LAKE REGIONAL HEALTH			1	100%	1
The Carrington		1			1
LAB PLUS, LLC AT ASCENSION SAINT THOMA		1			1
AFTER HOURS CLINIC			1	100%	1
KROGER 785 - THE LITTLE CLINIC DIXIE HWY		1			1
ELLIS HOSPITAL URGENT CARE CENTER LAB		1			1
CVS IN6555POCT BROWNSBURG		1			1
NEW ERA HEALTH CENTER INC		1			1

COVID-19: testing by laboratory

Data through Mar 7, 2021 verified as of Mar 8, 2021 at 09:25 AM

Data in this report are provisional and subject to change.

The numbers in the table below represent the number of Florida and non-Florida residents for whom test results were received by the Department of Health. A person can be tested by more than one laboratory and can have both positive and negative results. **Therefore, the sum of the numbers in each column will be larger than the total number of people tested.**

Reporting lab	Inconclusive	Negative	Positive	Percent positive	Total
MOSOLF PEDIATRICS PA			1	100%	1
UT HEALTH RGV CLINICAL LABORATORY			1	100%	1
BIOMAT ORLANDO		1			1
LEHIGH REGIONAL WOUND CENTER			1	100%	1
MOUNT ST MARYS HOSPITAL OF NIAGARA FALLS			1	100%	1
LAKE MARY DIALYSIS			1	100%	1
CAPSTONE REHABILITATION AND HEALTHCARE		1			1
LUMICO LIFE INSURANCE COMPANY		1			1
WALGREENS #10854		1			1
ACCESS MEDICAL GROUP OF TAMPA INC			1	100%	1
Wetumpka Health and Rehab, LLC		1			1
CVS NV5286POCT HENDERSON		1			1
CVS NV9586POCT RENO		1			1
COSTCO PHARMACY #1023			1	100%	1
NCH HEALTHCARE CREEKSIDE ENDOSCOPY			1	100%	1
Wildwood Healthcare		1			1
Garden Villa Bedford		1			1
SOUTHWEST FLORIDA DIVISION LAB			1	100%	1
PATHOLOGYT & LAB MEDICINE SERVICES			1	100%	1
CHI ST VINCENT LITTLE ROCK DIAGNOSTIC CLINIC			1	100%	1
AFFILIATED LABORATORIES INC			1	100%	1
STANLY REGIONAL MEDICAL CENTER			1	100%	1
FLORIDA STATE UNIVERSITY HEALTH SERVICES			1	100%	1
GATEWAY HEALTHCARE, PC			1	100%	1
ASSOCIATES MD MEDICAL GROUP INC			1	100%	1
SURGERY CENTER, THE			1	100%	1
JP MORGAN CHASE HEALTH SERVICES			1	100%	1
ER NEAR ME HULEN		1			1
CVS AZ7263POCT PHOENIX		1			1
FLORIDA HOME HEALTH			1	100%	1
LITTLE FALLS HOSPITAL LABORATORY		1			1
CVS NC7057POCT SHELBY		1			1
HUNEYCUTT FAMILY PRACTICE			1	100%	1
JACKSON MADISON CO. GEN. HOSPITAL			1	100%	1
CVS SC2250POCT COLUMBIA		1			1
WOOD COUNTY HEALTH DEPARTMENT			1	100%	1
MT SINA1 HOSPICE			1	100%	1
COMMUNITY MEDICAL CENTER-ORANGE CITY		1			1
JUP Serology SubSection			1	100%	1
TEVAPHARM			1	100%	1
PREMIER HEALTH CARE INC			1	100%	1
Arch Plaza Nursing and Rehabilitation Center			1	100%	1
UNIVERSITY OF SOUTH FLORIDA			1	100%	1
BAYMEADOWS PEDIATRIC CARE		1			1
CANDLER HOSPITAL			1	100%	1
EXCEL URGENT CARE OF NJ			1	100%	1
Le Roy Village Green		1			1

COVID-19: testing by laboratory

Data through Mar 7, 2021 verified as of Mar 8, 2021 at 09:25 AM

Data in this report are provisional and subject to change.

The numbers in the table below represent the number of Florida and non-Florida residents for whom test results were received by the Department of Health. A person can be tested by more than one laboratory and can have both positive and negative results. **Therefore, the sum of the numbers in each column will be larger than the total number of people tested.**

Reporting lab	Inconclusive	Negative	Positive	Percent positive	Total
GARNET HEALTH DOCTORS		1			1
OAKMONT OF UNION SC, LLC		1			1
Kroger 390 - The Little Clinic North College Hill		1			1
CVS IL8750POCT CHICAGO		1			1
BOLLES SCHOOL, THE			1	100%	1
HEALTHFORCE PARTNERS INC			1	100%	1
Kroger 359 - The Little Clinic Bellevue		1			1
Brown Nursing Home		1			1
ORCHID TERRACE		1			1
SUN CLINICAL LABORATORIES			1	100%	1
ANDERSON FAMILY MEDICINE			1	100%	1
BEAUMONT HOSPITAL			1	100%	1
KIDSVILLE PEDIATRICS III PA			1	100%	1
INHEALTH LIFE SCIENCES LLC			1	100%	1
PLEASANT RIDGE MANOR WEST		1			1
Good Samaritan Society		1			1
VISTA LAKE ASSISTED LIVING			1	100%	1
JAX FAMILY CARE		1			1
METROPOLITAN			1	100%	1
HENRY FORD HOSPITAL			1	100%	1
FAIRFIELD MEDICAL CENTER			1	100%	1
SYNERGENE LABORATORY			1	100%	1
NEW ERA COMMUNITY HEALTH CENTER LLC		1			1
ST VINCENT'S AMBULATORY CARE INC			1	100%	1
KANA MEDICAL			1	100%	1
THE LITTLE CLINIC, LLC			1	100%	1
Kroger 670 - The Little Clinic Powell		1			1
COASTAL ER IX, PHYSICIANS PREMIER			1	100%	1
ST JOHNS MEDICAL CENTER		1			1
BOCA GENERAL AND FAMILY MEDICINE		1			1
1ST MED DOTHAN			1	100%	1
ARIZA WELLNESS CARE LLC			1	100%	1
CVS MA137POCT QUINCY		1			1
Sunnybrook Rehabilitation Center			1	100%	1
CAREHERE HUDSON BAY			1	100%	1
BASCOM PALMER EYE INSTITUTE			1	100%	1
Birmingham Nursing and Rehabilitation East LLC		1			1
ELITE MEDICAL LABORATORY SOLUTIONS LLC			1	100%	1
DOCTORS MEMORIAL HOSP HOME HEALTH CARE		1			1
CRUSADER COMMUNITY HEALTH			1	100%	1
BHS PHYSICIAN NETWORK			1	100%	1
GIBSON AREA PRIMARY CARE			1	100%	1
KENT		1			1
URGENT CARE OF COASTAL GEORGIA			1	100%	1
HEALTHCARE AND REHAB OF SANFORD			1	100%	1
PEDIATRIC PARTNERS			1	100%	1
ATHENS LIMESTONE HOSPITAL		1			1

COVID-19: testing by laboratory

Data through Mar 7, 2021 verified as of Mar 8, 2021 at 09:25 AM

Data in this report are provisional and subject to change.

The numbers in the table below represent the number of Florida and non-Florida residents for whom test results were received by the Department of Health. A person can be tested by more than one laboratory and can have both positive and negative results. **Therefore, the sum of the numbers in each column will be larger than the total number of people tested.**

Reporting lab	Inconclusive	Negative	Positive	Percent positive	Total
SUNCOAST PRIMARY CARE LLC			1	100%	1
MOUNT SINAI MEDICAL CENTER HIALEAH			1	100%	1
Kroger 683 - The Little Clinic Foothills Plaza		1			1
Diversicare of Smyrna		1			1
SPECIALTY DRUG TESTING			1	100%	1
ST ANTHONY'S PINELLAS CARE CLINIC			1	100%	1
Broomall Manor		1			1
INDIAN RIDGE		1			1
PORTAGE MEDICAL CENTER			1	100%	1
Glen Oaks Health and REhabilitation		1			1
TITUS REGIONAL MEDICAL CENTER			1	100%	1
CVS MA507POCT LEOMINSTER			1	100%	1
MERRILL GARDENS AT CHAMPIONSGATE			1	100%	1
WALGREENS #15291		1			1
MEDRITE MEDICAL CARE PC		1			1
Mayfair Village Nursing Care Center		1			1
Salem Hills Rehabilitation and Nursing Center		1			1
NORTH FLORIDA FAMILY MEDICINE			1	100%	1
CVS MA2600POCT WEYMOUTH			1	100%	1
NEW YORK UNIVERSITY MEDICAL CENTER			1	100%	1
CENTRAL CAROLINA HOSPITAL			1	100%	1
SUNSHINE PEDIATRICS OF LUTz			1	100%	1
NEW HORIZON PRIMARY CARE LLC			1	100%	1
TRAFALGAR DIALYSIS			1	100%	1
2504-HOMEWOOD		1			1
WESTCOAST FAMILY PRACTICE		1			1
UNIVERSITY OF VERMONT MEDICAL CENTER			1	100%	1
TRIHEALTH			1	100%	1
SPRINGBROOK HOSPITAL			1	100%	1
ST JOHNS PEDIATRICS PA		1			1
SAINT PETE MRI			1	100%	1
MAIN STREET PHARMACY OF MARCELLUS, INC		1			1
TOMAH VAMC			1	100%	1
RENOWN REGIONAL MEDICAL CENTER			1	100%	1
Valley View Health and Rehabilitation, LLC		1			1
Sherwood Oaks Health Center			1	100%	1
CVS NE2741POCT LA VISTA		1			1
WALGREENS #10308		1			1
Kroger 698 - The Little Clinic 14th Street/Bell		1			1
METRO HEALTH HOSPITAL LABORATORY		1			1
Kroger 894 - The Little Clinic NEC		1			1
COVE AT THE MARBELLA,THE			1	100%	1
SHP WESTCHESTER LLC		1			1
VIRGINIA UROLOGY		1			1
BETHESDA HOSPITAL			1	100%	1
WINDMOOR HEALTHCARE			1	100%	1
SOUTHWEST REGIONAL PCR LABORATORY			1	100%	1

COVID-19: testing by laboratory

Data through Mar 7, 2021 verified as of Mar 8, 2021 at 09:25 AM

Data in this report are provisional and subject to change.

The numbers in the table below represent the number of Florida and non-Florida residents for whom test results were received by the Department of Health. A person can be tested by more than one laboratory and can have both positive and negative results. **Therefore, the sum of the numbers in each column will be larger than the total number of people tested.**

Reporting lab	Inconclusive	Negative	Positive	Percent positive	Total
BAPTIST EMERGENCY HOSPITAL - KELLY			1	100%	1
LYSTER MAIN LAB, FT RUCKER		1			1
LAS PALMAS MEDICAL CENTER			1	100%	1
SACRED HEART MEDICAL CENTER			1	100%	1
BETHESDA DIALYSIS			1	100%	1
BELLMORE PEDIATRICS		1			1
RED BUG LAKE ROAD OVIEDO COVID			1	100%	1
STUDENT HEALTH CENTER			1	100%	1
PROMUS DIAGNOSTICS, LLC			1	100%	1
ELKTON TRANSITIONAL CARE CENTER		1			1
GATEWAY FAMILY HEALTH CLINIC			1	100%	1
NEW MILFORD HOSPITAL			1	100%	1
Moab Regional Hospital			1	100%	1
C V S / PHARMACY #833		1			1
WELL-KEY URGENT CARE SEVIERVILLE			1	100%	1
FLORIDA FAMILY LABORATORY		1			1
Courtenay Springs Village			1	100%	1
Medicalodges Neosho			1	100%	1
OCEAN MEDICAL CENTER		1			1
HIGHLAND PARK LAKEWOOD PRESTON HOLLOW			1	100%	1
Fairhope		1			1
MINUTECLINIC DIAGNOSTIC OF VIRGINIA, LLC #1980		1			1
CURA LABORATORY SERVICES			1	100%	1
CVS MN663POCT APPLE VALLEY		1			1
LANTANA HC LAB			1	100%	1
CARINGPLUS HOMECARE LLC			1	100%	1
SC-GA2018 SIMPSONVILLE REHABILITATION		1			1
SHRIVERS PHARMACY AND WELLNESS CENTER			1	100%	1
LRGHEALTHCARE		1			1
HEALTH CARE SERVICES LC			1	100%	1
5 STAR HOME HEALTH SERVICES INC		1			1
Dulles Health and Rehab Center		1			1
Manor Care Health Services- Wilmington			1	100%	1
LAREDO EMERGENCY ROOM			1	100%	1
777 URGENT CARE			1	100%	1
SOUTH TEXAS HEALTH SYSTEM ER - WARE ROAD			1	100%	1
Port Orange Nursing And Rehab Center			1	100%	1
BRADENTON CONVENTION CENTER□			1	100%	1
BORINQUEN HEALTH CENTER			1	100%	1
DEPT OF VA MEDICAL CENTER - MIAMI			1	100%	1
OAKWOOD HOSPITAL - SOUTHSORE			1	100%	1
Fairview			1	100%	1
LIFEGUARD AMBULANCE SERVICE LLC - BAY COUNTY			1	100%	1
SPARTANBURG REGIONAL MEDICAL CENTER			1	100%	1
SAINT LEO UNIVERSITY INCORPORATED			1	100%	1
CHI MEMORIAL HOSPITAL CHATTANOOGA			1	100%	1
TENNOVA HEALTHCARE - CLEVELAND			1	100%	1

COVID-19: testing by laboratory

Data through Mar 7, 2021 verified as of Mar 8, 2021 at 09:25 AM

Data in this report are provisional and subject to change.

The numbers in the table below represent the number of Florida and non-Florida residents for whom test results were received by the Department of Health. A person can be tested by more than one laboratory and can have both positive and negative results. **Therefore, the sum of the numbers in each column will be larger than the total number of people tested.**

Reporting lab	Inconclusive	Negative	Positive	Percent positive	Total
ABSOLUTE QUICK CARE			1	100%	1
RESOURCE PATH LLC			1	100%	1
GENOTOX LABORATORIES		1			1
CHAMBREL AT PINECASTLE			1	100%	1
MEMORIAL HERMANN KATY HOSPITAL			1	100%	1
CHRISTIANA HOSPITAL		1			1
PALOMAR MEDICAL CENTER			1	100%	1
LEGACY AT HIGHWOODS PRESERVE		1			1
ST CATHERINE HOSPITAL LABORATORY			1	100%	1
OKLAHOMA BLOOD INSTITUTE			1	100%	1
PREMIER MOBILE HEALTH SERVICES, LLC			1	100%	1
Bay View Nursing and Rehabilitation Center			1	100%	1
SEWALLS POINT PHARMACY INC			1	100%	1
NF Escambia, LLC DBA Olive BranchHealth and Rehabilitaion Center			1	100%	1
ADVANCED CARDIOVASCULAR DIAGNOSTICS OF FL			1	100%	1
HARDIN HEALTH INC		1			1
SUPERKIDS PEDIATRICS			1	100%	1
WOODHILLS LABS			1	100%	1
THE NEW JEWISH HOME		1			1
FREDERICK MEMORIAL HOSPITAL			1	100%	1
Englewood Health Care Center		1			1
THE HEART HOSPITAL BAYLOR PLANO			1	100%	1
VA OPTOMETRY CLINIC			1	100%	1
MEDEXPRESS URGENT CARE - CABOT			1	100%	1
Lenbrook		1			1
BLACKBAG DIGITAL HEALTH LLC		1			1
CENTRAL FLORIDA MEDICAL CARE			1	100%	1
SOUTH FLORIDA URGENT CARE CENTERS, LLC			1	100%	1
Florence Nursing and Rehabilitation Center		1			1
BLACKBERRY CENTER, THE		1			1
SAN JOSE CLINIC		1			1
ATHENA PLASTIC SURGERY		1			1
BUFFALO VAMC			1	100%	1
Chateau Living Center			1	100%	1
SPECTRUM LABORATORY			1	100%	1
THE TOLEDO HOSPITAL			1	100%	1
Kroger 907 - The Little Clinic Holland		1			1
WATERTOWN URGENT CARE		1			1
WEST BOYNTON DIALYSIS			1	100%	1
VA WNYHCS - Buffalo Division			1	100%	1
Rehab Select of Talladega		1			1
RAMBAM URGENT CARE			1	100%	1
SELECT MEDICAL CLINIC			1	100%	1
Community Care Center of Heritage House, LLC			1	100%	1
CVS CA8861POCT BUENA PARK		1			1
MEDEXPRESS URGENT CARE - WESTFIELD, E MAIN ST			1	100%	1
LABORATORIO BUENA SALUD			1	100%	1

COVID-19: testing by laboratory

Data through Mar 7, 2021 verified as of Mar 8, 2021 at 09:25 AM

Data in this report are provisional and subject to change.

The numbers in the table below represent the number of Florida and non-Florida residents for whom test results were received by the Department of Health. A person can be tested by more than one laboratory and can have both positive and negative results. **Therefore, the sum of the numbers in each column will be larger than the total number of people tested.**

Reporting lab	Inconclusive	Negative	Positive	Percent positive	Total
NHC HealthCare St. Charles		1			1
ST JOHN'S HOME CARE			1	100%	1
CVS IL5797POCT CAROL STREAM		1			1
HAWAII DEPARTMENT OF HEALTH LAB			1	100%	1
VAULT MEDICAL SERVICES			1	100%	1
Spring Gate Rehab and Healthcare Center		1			1
NHC HealthCare, Cookeville		1			1
DERMDX, DIV OF AURORA DIAGNOSTICS/BERNHARDT LAB		1			1
CAN COMMUNITY HEALTH LLC		1			1
AVALON MEDICAL GROUP			1	100%	1
GREATER TAMPA AT HOME			1	100%	1
ST. VINCENT HOSPITAL			1	100%	1
PCG MOLECULAR			1	100%	1
PALM COAST DIALYSIS		1			1
Monument Health Strugis Care Center		1			1
HARMONY HEALTHCARE ORLANDO INC		1			1
RIVERSIDE REGIONAL MED CENTER			1	100%	1
UNIVERSITY OF NORTH CAROLINA HOSPITALS			1	100%	1
Kroger 500 - The Little Clinic Speedway		1			1
SMITH KLINE			1	100%	1
CHI ST. LUKE'S HEALTH BCM MEDICAL CENTER			1	100%	1
FLORIDA ADVANCED MEDICAL AND DERM AESTHETICS LLC			1	100%	1
Robinson Terrace Rehabilitation and Nursing Center		1			1
MERCY HOME		1			1
West Bay of Tampa Center			1	100%	1
CACERES SPECIALIZED GYNECOLOGY		1			1
Kroger 444 - The Little Clinic Dent		1			1
HENRICO DOCTOR'S LABORATORY			1	100%	1
VA Greater LA HCS-Santa Maria OPC			1	100%	1
IVAN, MAYA			1	100%	1
ARLINGTON OF NAPLES INC, THE		1			1
Sage Bluff Health & Rehabilitation Center		1			1
CAROMONT HEALTH			1	100%	1
BAYSHORE DIALYSIS			1	100%	1
CVS IL2297144CV CHICAGO		1			1
LAKE COMMUNITY ACTION AGENCY		1			1
DUKE UNIVERSITY POINT OF CARE TESTING PROGRAM			1	100%	1
ORMOND BEACH DIALYSIS			1	100%	1
CALIFORNIA PUBLIC HEALTH LABORATORY			1	100%	1
PALM BEACH COUNTY HEALTH DEPT.			1	100%	1
ENT & ALLERGY ASSOCIATES, LLP - SLEEPY HOLLOW (ABBOTT)		1			1
Elm Crest Senior Living Community		1			1
CVS TX1057POCT SAN ANTONIO		1			1
INTEAM HEALTH, INC.			1	100%	1
KEATING SPORTS CENTER		1			1
OXY-GENLAB			1	100%	1
TENNOVA ER - SANGO			1	100%	1

COVID-19: testing by laboratory

Data through Mar 7, 2021 verified as of Mar 8, 2021 at 09:25 AM

Data in this report are provisional and subject to change.

The numbers in the table below represent the number of Florida and non-Florida residents for whom test results were received by the Department of Health. A person can be tested by more than one laboratory and can have both positive and negative results. **Therefore, the sum of the numbers in each column will be larger than the total number of people tested.**

Reporting lab	Inconclusive	Negative	Positive	Percent positive	Total
MARTIN MEM FAMILY CARE AT ST LUCIE W			1	100%	1
GOSHEN HOSPITAL			1	100%	1
SANITAS RESEARCH LLC			1	100%	1
Kroger 006 - The Little Clinic Uintah Gardens		1			1
FIRST CARE WALK IN CLINIC LLC			1	100%	1
Kroger 397 - The Little Clinic Frankfort East		1			1
HOLLAND COMMUNITY HOSPITAL		1			1
Baypoint Healthcare Center			1	100%	1
FOUNDATION LABORATORY			1	100%	1
MONMOUTH MEDICALC ENTER		1			1
ST MICHAEL'S ELITE MEDICAL HOSPITAL			1	100%	1
PROGENESIS INC			1	100%	1
SUPREME MEDICAL GROUP PLLC			1	100%	1
Ravenwood Speciality Care		1			1
Manassas Health & Rehab			1	100%	1
SMITH			1	100%	1
SUMMERFIELD PAIN MANAGEMENT			1	100%	1
CORNERSTONE DRUG AND GIFT INC		1			1
FAMILY MEDICAL CLINIC KENDALL LLC			1	100%	1
CVS NV5942POCT LAS VEGAS		1			1
AMERICAN LAB LLC		1			1
Kroger - KRO62000426			1	100%	1
FAYETTE MEDICAL CENTER LAB		1			1
REFERENCE LABORATORY			1	100%	1
PALMETTO BAY MEDICAL CENTER			1	100%	1
CONCENTRA - OCALA		1			1
HERNANDO COUNTY HEALTH DEPT			1	100%	1
QUALITY CLINICAL LAB LLC			1	100%	1
OCALA REGIONAL DIALYSIS- NORTH			1	100%	1
PULMONARY, CRITICAL CARE AND SLEEP DISORDERS INSTITUTE OF SOUTH FLORID			1	100%	1
CAREWELL URGENT CARE FITCHBURG			1	100%	1
LIMA MEMORIAL HOSPITAL			1	100%	1
NSPIRE HEALTHCARE PLANTATION			1	100%	1
Memorial Health Care Center			1	100%	1
Maplewood of Cheshire County		1			1
CERMAK HEALTH SERVICES			1	100%	1
ADVANCED RESEARCH AND DIAGNOSTIC LABORATORY UNIVERSITY OF MINNESOTA			1	100%	1
LAMARQUE DIALYSIS			1	100%	1
BRANDON OUTREACH CLINIC			1	100%	1
ROYAL PALM PEDIATRICS			1	100%	1
Bethel Lutheran Nursing & Rehabilitation Center		1			1
ASHLEY CLINICAL DIAGNOSTIC LABORATORY			1	100%	1
Fairhaven Retirement Community		1			1
QC LABORATORY			1	100%	1
MED-LAKE LABORATORY			1	100%	1
DILELLA			1	100%	1
SKYRIDGE CLINICAL ASSOCIATES		1			1

COVID-19: testing by laboratory

Data through Mar 7, 2021 verified as of Mar 8, 2021 at 09:25 AM

Data in this report are provisional and subject to change.

The numbers in the table below represent the number of Florida and non-Florida residents for whom test results were received by the Department of Health. A person can be tested by more than one laboratory and can have both positive and negative results. **Therefore, the sum of the numbers in each column will be larger than the total number of people tested.**

Reporting lab	Inconclusive	Negative	Positive	Percent positive	Total
WAKULLA URGENT CARE & DIAGNOSTIC			1	100%	1
Lemont Nursing and Rehab Center			1	100%	1
NORWALK HOSPITAL			1	100%	1
VA ST LOUIS HEALTH CARE SYSTEM			1	100%	1
SUNCOAST RESEARCH GROUP LLC			1	100%	1
SIPERSTEIN DERMATOLOGY LLC			1	100%	1
FLORIDA MEDICAL CLINIC PA GI			1	100%	1
ADVANCE MD CARE			1	100%	1
Atlanta VAMC			1	100%	1
EAST COAST INSTITUTE FOR RESEARCH LLC			1	100%	1
ENZO LABS INC			1	100%	1
BAPTIST MEDICAL PLAZA AT WESTCHESTER			1	100%	1
MEDONE URGENT CARE			1	100%	1
Court House Center		1			1
Niles Nursing and Rehab. Center		1			1
WINNIFRED ASSISTED LIVING FACILITY INC		1			1
URGENT TEAM MANAGEMENT OF TENNESSEE, L			1	100%	1
PALM COTTAGE OPERATOR LLC			1	100%	1
HENRY FORD WEST BLOOMFIELD HOSPITAL			1	100%	1
FLORIDA EPIDEMIOLOGY PROGRAM			1	100%	1
JACKSONVILLE HEALTH & REHAB		1			1
Walgreens #11724		1			1
GOOD PEDIATRICS			1	100%	1
MEDICAL ASSOCIATES OF THE SHOALS		1			1
BEAUMONT REFERENCE LABORATORY			1	100%	1
Home Health Care Clinic		1			1
Granville Center		1			1
MARTIN HEALTH PHYSICIAN GROUP			1	100%	1
CVS OK6225POCT EDMOND		1			1
Autumn Care of Suffolk		1			1
CARENOW-MONTGOMERY			1	100%	1
Livingston County Center for Nursing and Rehabilitation		1			1
ROSE HAVEN NURSING CENTER		1			1
RAYMOND F CARON MD			1	100%	1
WINCHESTER URGENT CARE, PC		1			1
WESLEY MEDICAL CENTER			1	100%	1
PALMETTO PRIMARY CARE PHYSICIANS			1	100%	1
Rockcastle Health and Rehab		1			1
REGENTS PARK OF JACKSONVILLE			1	100%	1
COMMUNITY HOSPITALS INDIANAPOLIS			1	100%	1
NORTH SHORE MEDICAL CENTER - SALEM HOSPITAL			1	100%	1
SOUTHWESTERN STATE HOSPITAL LABORATORY			1	100%	1
BRUCE S WEST MD			1	100%	1
ACCESS TOTAL CARE - PORTLAND			1	100%	1
Mercy Manor Transition Center			1	100%	1
Kroger 63 - The Little Clinic Glassford Hill Rd		1			1
TITUSVILLE CENTER FOR SURGICAL EXCELLENCE LLC		1			1

COVID-19: testing by laboratory

Data through Mar 7, 2021 verified as of Mar 8, 2021 at 09:25 AM

Data in this report are provisional and subject to change.

The numbers in the table below represent the number of Florida and non-Florida residents for whom test results were received by the Department of Health. A person can be tested by more than one laboratory and can have both positive and negative results. **Therefore, the sum of the numbers in each column will be larger than the total number of people tested.**

Reporting lab	Inconclusive	Negative	Positive	Percent positive	Total
PINEBROOK CARE AND REHABILITATION CENTER			1	100%	1
CTMD MEDICAL CENTER, PA			1	100%	1
STATE OF CALIFORNIA DOH SERVICES			1	100%	1
Springdale Village		1			1
UUHC - REDSTONE HEALTH CENTER LABORATORY			1	100%	1
LAKESIDE MEDICAL CENTER		1			1
CARENOW LAKE WORTH			1	100%	1
FLORIDA KEYS PED AND ADOLES CTR			1	100%	1
Schenectady Center for Rehabilitation & Nursing		1			1
SOUTHERN HILLS MEDICAL CENTER			1	100%	1
BRUNSWICK HEALTH AND REHABILITATION CE		1			1
EAST TENNESSEE STATE UNIVERSITY		1			1
CVS NE8626POCT LINCOLN		1			1
MOBILE MEDICAL CLINIC			1	100%	1
Kroger 670 - The Little Clinic Dawson Forest Rd & Hwy 19		1			1
LAKE MARY OPTUM FLORIDA			1	100%	1
FLORIDA HOSPITAL ORMOND BEACH			1	100%	1
TRINITY URGENT CARE		1			1
CVS NC2749POCT CONCORD		1			1
MARTINSVILLE HEALTH AND REHAB			1	100%	1
INTERMOUNTAIN HEALTHCARE LABORATORY SERVICES			1	100%	1
METROWEST MEDICAL CENTER - FRAMINGHAM			1	100%	1
CLARKSVILLE HEALTH SYSTEM			1	100%	1
AVERA ST. MARY'S HOSPITAL			1	100%	1
VA Tennessee Valley HCS-Nashville Campus			1	100%	1
MED BAR LLC		1			1
FRANKLIN CBOC			1	100%	1
AURORA MEDICAL CENTER-KENOSHA			1	100%	1
WASHINGTONVILLE PHARMACY INC		1			1
EVERGREEN NURSING HOME		1			1
BIOMERIEUX			1	100%	1
Florence Home		1			1
MEDOR/ACC SYNCHRONY			1	100%	1
HAMILTON CI MAIN UNIT ANNEX/ WORK CAMP			1	100%	1
BRONSON METHODIST HOSPITAL			1	100%	1
MADISON FACILITY INC			1	100%	1
Urgent Care 24/7 Orlando LLC			1	100%	1
BAPTIST MINOR MEDICAL CENTER			1	100%	1
AMERICAN DRUG TESTING LAB LLC			1	100%	1
RELIANCE HOME HEALTH CARE INC		1			1
TRUCARE LIVING CENTERS - SELMA			1	100%	1
ST JOHN'S MEDICAL CENTER, TETON VILLAGE			1	100%	1
BMC MAYPORT			1	100%	1
Chateau Girardeau			1	100%	1
BLUFFTON HEALTH CENTER			1	100%	1
SHAH			1	100%	1
EAST CORE LAB			1	100%	1

COVID-19: testing by laboratory

Data through Mar 7, 2021 verified as of Mar 8, 2021 at 09:25 AM

Data in this report are provisional and subject to change.

The numbers in the table below represent the number of Florida and non-Florida residents for whom test results were received by the Department of Health. A person can be tested by more than one laboratory and can have both positive and negative results. **Therefore, the sum of the numbers in each column will be larger than the total number of people tested.**

Reporting lab	Inconclusive	Negative	Positive	Percent positive	Total
COLLIER BLVD HMA PHYSICIANS MANAGEMENT LLC			1	100%	1
HEALTH EXPRESS		1			1
Imperial Healthcare Centre			1	100%	1
FLAGLER CARE CENTER			1	100%	1
Big River Nursing and Rehab		1			1
WINTER PARK MEMORIAL HOSPITAL LABORATORY		1			1
LEXINGTON HOSPITAL CORPORATION			1	100%	1
CONWAY - SHERWOOD URGENT CARE			1	100%	1
SUREPOINT URGENT CARE PADRE ISLAND			1	100%	1
LEHIGH PULMONARY ASSOCIATES			1	100%	1
FAMILY MEDICAL CENTER		1			1
ST. MARY MEDICAL CENTER		1			1
Ohman Family Living at Holly Assisted Living		1			1
Monument Health Custer Care Center		1			1
LAKEWOOD RANCH MEDICAL GROUP LLC			1	100%	1
CVS IN6608POCT NEW PALESTINE			1	100%	1
WEILL CORNELL MEDICAL ASSOCIATES - EAST SIDE		1			1
ALLIED PEDIATRICS & FAMILY MEDICINE			1	100%	1
Troy Center for Rehabilitation & Nursing		1			1
GATEWAY LABORATORIES		1			1
Kroger - KRO03500568			1	100%	1
WAYNE COUNTY PUBLIC HEALTH		1			1
SOUTH COUNTY MEDICAL CENTER			1	100%	1
SOUTHEASTERN PATHOLOGY ASSOCIATES			1	100%	1
Imboden Creek Living Center		1			1
Kroger 465 - The Little Clinic Oakley		1			1
CENTRAL ALABAMA HEALTH CARE SYSTEM			1	100%	1
BRISTOL CHILDRENS CLINIC			1	100%	1
MD NOW URGENT CARE			1	100%	1
MEDEXPRESS-DOVER		1			1
STONECREST MEDICAL CENTER		1			1
INTERNAL MEDICINE GROUP OF CENTRAL FLORIDA			1	100%	1
UABC			1	100%	1
BLAKE AT PENSACOLA OPERATION CO, LLC, THE			1	100%	1
Parkview Care Center			1	100%	1
Alden Lincoln Park			1	100%	1
REGIONAL MEDICAL LABORATORY			1	100%	1
HEALTHPARTNERS HUDSON CLINIC			1	100%	1
Acts Manor House		1			1
ALIMETRIX INC		1			1
SANTA ROSA PEDIATRICS			1	100%	1
CHP COVID-19 (TX)			1	100%	1
Hawthorne House		1			1
CVS HEALTH, #5962		1			1
Oakmont of Katy Nursing and Rehabilitation		1			1
CARECENTER PHARMACY, LLC		1			1
CVS AZ69POCT PEORIA		1			1

COVID-19: testing by laboratory

Data through Mar 7, 2021 verified as of Mar 8, 2021 at 09:25 AM

Data in this report are provisional and subject to change.

The numbers in the table below represent the number of Florida and non-Florida residents for whom test results were received by the Department of Health. A person can be tested by more than one laboratory and can have both positive and negative results. **Therefore, the sum of the numbers in each column will be larger than the total number of people tested.**

Reporting lab	Inconclusive	Negative	Positive	Percent positive	Total
DSI LABORATORIES-NAPLES-7TH			1	100%	1
WEST CARVER MEDICAL ASSOCIATES		1			1
PCR DIAGNOSTICS			1	100%	1
MICROBIOLOGY DEPARTMENT			1	100%	1
NORTHERN KENTUCKY HEALTH DEPARTMENT			1	100%	1
CYPRESS CREEK OUTPATIENT SURGICAL CTR, LLC			1	100%	1
Peninsula Nursing and Rehabilitation Center		1			1
Brynwood Health & Rehabilitation Center			1	100%	1
ADVANCED INDIVIDUALIZED MEDICINE OF NAPLES			1	100%	1
HAYS CLINICAL LAB			1	100%	1
WillowBrooke Court at Westminster Village		1			1
MEMORIAL HERMANN MEDICAL GROUP-ATASCOCITA PEDS			1	100%	1
WINTER GARDEN CHILDREN'S HEALTH CENTERS			1	100%	1
PALMETTO LANDING			1	100%	1
CORDOVA FAMILY PRACTICE			1	100%	1
GREATER MIAMI DIALYSIS			1	100%	1
UT MD ANDERSON CANCER CENTER-TUMOR MARKER LAB			1	100%	1
Carington Park			1	100%	1
LAKELAND MEDICAL CENTER			1	100%	1
MAJESTIC OAKS			1	100%	1
EASTSIDE MEDICAL CLINIC		1			1
EDGAR PRICE FAMILY & CHILDREN HEALTHCARE CENTER			1	100%	1
MEMORIAL HOSPITAL MIRAMAR WAIVED TESTING			1	100%	1
CENTRAL FLORIDA HOSPITALIST			1	100%	1
COLONIAL VILLA GOOD SAMARITAN CENTER		1			1
CAROLINAS HEALTHCARE SYSTEM LAB			1	100%	1
Grangeville Health and Rehab		1			1
Kroger 368 - The Little Clinic Frankfort West		1			1
MAYO CLINICAL LABORATORIES		1			1
ALLIED PHYSICIANS GROUP		1			1
UNIVERSITY OF IOWA HOSPITALS & CLINICS			1	100%	1
WILLOWBROOKE COURT AT MATTHEWS GLEN		1			1
PRIORITY CARE LLC			1	100%	1
PPD CLINICAL RESEARCH UNIT			1	100%	1
Victory Health and Rehabilitation			1	100%	1
IRA FIALKO DO			1	100%	1
USC VERDUGO HILLS HOSPITAL			1	100%	1
SANTA CLARA VALLEY MEDICAL CENTER			1	100%	1
Willowbrooke Court at Normandy Farms Estates		1			1
OAK HAVEN REHAB AND NURSING CENTER			1	100%	1
MAYO CLINIC OUTPATIENT DIALYSIS CENTER			1	100%	1
MCLEOD MEMORIAL HOSPITAL CLARENDON			1	100%	1
NEMOURS CHILDRENS PRIMARY CARE CLERMONT			1	100%	1
THE MEDICAL CENTER AT BOWLING GREEN			1	100%	1
RICHMOND MEDICAL CENTER FOR WOMEN		1			1
MDS PHARMA SERVICES		1			1
CVS / PHARMACY #10794			1	100%	1

COVID-19: testing by laboratory

Data through Mar 7, 2021 verified as of Mar 8, 2021 at 09:25 AM

Data in this report are provisional and subject to change.

The numbers in the table below represent the number of Florida and non-Florida residents for whom test results were received by the Department of Health. A person can be tested by more than one laboratory and can have both positive and negative results. **Therefore, the sum of the numbers in each column will be larger than the total number of people tested.**

Reporting lab	Inconclusive	Negative	Positive	Percent positive	Total
KINGWOOD EMERGENCY HOSPITAL			1	100%	1
MIDWAY SPECIALTY CARE CENTER INC		1			1
DIXIE REGIONAL MEDICAL CENTER			1	100%	1
Grand Junction VAMC		1			1
DE TAR HOSPITAL			1	100%	1
Abernethy Laurels		1			1
FAMILY PRACTICE ASSOCIATES		1			1
ALAFAYA WOODS FAMILY MEDICAL CENTER		1			1
UMMC MIDTOWN CAMPUS			1	100%	1
WELLSTAR COBB HOSPITAL			1	100%	1
ADVENTHEALTH MEDICAL GROUP COMMUNITY MEDICINE			1	100%	1
FRONT PORCH PEDIATRICS PLLC			1	100%	1
CONVENIENT MEDICAL AND HEALTH SERVICES			1	100%	1
IMA MEDICAL CENTER OF OVIEDO			1	100%	1
COLONIAL HEALTH CARE		1			1
St. Anne Home		1			1
ANMED HEALTH MEDICAL CENTER			1	100%	1
HACKENSACK UNIVERSITY MEDICAL CENTER		1			1
RM PHARMACY SERVICES INC		1			1
MORNINGSIDE NURSING AND REHABILITATION		1			1
Ramsey Village		1			1
CARBON HEALTH			1	100%	1
COLER REHABILITATION AND NURSING CARE		1			1
MEDTOWN PHARMACY			1	100%	1
UMASS MEMORIAL MEDICAL CENTER, INC		1			1
Avera Sr. James Care Center		1			1
BETHESDA ON TURKEY CREEK			1	100%	1
DEVANSH LAB WERKS		1			1
VCU HEALTH SYSTEM AUTHORITY - MCV HOSPITALS			1	100%	1
SOMA MEDICAL CENTER P.A. #4			1	100%	1
Ideal Senior Living Center		1			1
BROCK HUGHES MEDICAL CENTER			1	100%	1
UCH LAB			1	100%	1
HHCS PHARMACY INC			1	100%	1
Kroger 83 - The Little Clinic Rock Road		1			1
NAVARRO MEDICAL CENTERS LLC			1	100%	1
CVS MA2401POCT MARSHFIELD		1			1
CORONA CONCIERGE, LLC		1			1
WEST COAST CLINICAL LABS INC			1	100%	1
AUGUSTA HEALTH CLINICAL LABORATORY			1	100%	1
HOUSTON DEPARTMENT OF HEALTH AND HUMAN SERVICES			1	100%	1
Oregon Veterans Home The Dalles		1			1
CAREWELL 203			1	100%	1
MEDEXPRESS URGENT CARE-MEADVILLE			1	100%	1
Southwest Louisiana Veterans Home			1	100%	1
Community Compassion Center of Batesville			1	100%	1
Allen Health and Rehabilitation		1			1

COVID-19: testing by laboratory

Data through Mar 7, 2021 verified as of Mar 8, 2021 at 09:25 AM

Data in this report are provisional and subject to change.

The numbers in the table below represent the number of Florida and non-Florida residents for whom test results were received by the Department of Health. A person can be tested by more than one laboratory and can have both positive and negative results. **Therefore, the sum of the numbers in each column will be larger than the total number of people tested.**

Reporting lab	Inconclusive	Negative	Positive	Percent positive	Total
Falmouth By The Sea			1	100%	1
BROOKSHIRE, THE			1	100%	1
MEDEXPRESS URGENT CARE - DERBY N ROCK		1			1
441 URGENT CARE CENTER - BROWNWOOD			1	100%	1
PT&J REHAB LLC		1			1
ANY LAB TEST FAST CORP			1	100%	1
MEDICAL CITY DENTON			1	100%	1
Kroger 838 - The Little Clinic Fairborn		1			1
ORMOND MEDICAL ARTS FAMILY PRACTICE PL			1	100%	1
HIBISCUS COURT			1	100%	1
MOUNT SINAI MEDICAL CENTER OF FLORIDA, INC			1	100%	1
MARYWOOD NURSING CARE CENTER		1			1
ST LUKES SURGICAL AT THE VILLAGES INC			1	100%	1
MID FLORIDA BIOLOGICALS			1	100%	1
HAWKEYE CARE CENTER DUBUQUE		1			1
Signature Healthcare of Fort Wayne		1			1
ORLANDO HEALTH PHYSICIAN GROUP INC			1	100%	1
FAMILY AND INTERNAL MEDICINE ASSOCIATES		1			1
LAKE LURE HEALTH CENTER			1	100%	1
TANNER CLINIC			1	100%	1
MEDEXPRESS URGENT CARE - CONWAY		1			1
Alden North Shore			1	100%	1
MEDEXPRESS URGENT CARE - RUSSELLVILLE, W MAIN ST		1			1
FRESENIUS SOUTH FORT MYERS		1			1
LEELANAU OPCO, LLC		1			1
MINUTECLINIC DIAG OF IND, LLC #4368		1			1
Pinnacle Assisted Living			1	100%	1
Carrollton Manor Inc		1			1
JACK M MATHENY II MD			1	100%	1
BETHESDA HOSPITAL EAST BLOOD GAS LAB			1	100%	1
COMMUNITY			1	100%	1
BEST CARE COMMUNITY AND FAMILY HEALTH CENTER INC			1	100%	1
DIGNITY HEALTH GOHEALTH		1			1
WALGREENS #15369		1			1
Walgreens #3661		1			1
STERLING HOUSE OF PORT ORANGE		1			1
MEMORIAL HOSPITAL OF TAMPA			1	100%	1
MID-FLORIDA CANCER CENTERS		1			1
Cottage of the Shoals		1			1
ARCADIA DIALYSIS CENTER			1	100%	1
WALGREENS # 11165		1			1
HALEYVILLE HEALTH CARE CENTER		1			1
CVS MO8595POCT RAYMORE		1			1
ODYSSEY HEALTH CARE OF MARION COUNTY LLC		1			1
NATIONAL INSTITUTES OF HEALTH CLINICAL CENTER			1	100%	1
DR JAMES D FORBES FAMILY CARE CENTER			1	100%	1
DOCTORS AFTER HOURS URGENT CARE CENTER			1	100%	1

COVID-19: testing by laboratory

Data through Mar 7, 2021 verified as of Mar 8, 2021 at 09:25 AM

Data in this report are provisional and subject to change.

The numbers in the table below represent the number of Florida and non-Florida residents for whom test results were received by the Department of Health. A person can be tested by more than one laboratory and can have both positive and negative results. **Therefore, the sum of the numbers in each column will be larger than the total number of people tested.**

Reporting lab	Inconclusive	Negative	Positive	Percent positive	Total
ST VINCENTS OUTPATIENT IMAGING		1			1
UNLIMITED MEDICAL SERVICES OF FL PL DBA		1			1
Kroger 968 - The Little Clinic Colerain Township		1			1
PALM BEACH DIGESTIVE ASSOCIATES			1	100%	1
Erie VAMC		1			1
BLOOD SYSTEMS LABORATORIES			1	100%	1
ADVENTHEALTH MEDICAL GROUP FAMILY AND INTERNAL			1	100%	1
THE CHRIST HOSPITAL			1	100%	1
BERKSHIRE MEDICAL CENTER			1	100%	1
ST MARY'S OF SAGINAW		1			1
ATRIA TAMARAC			1	100%	1
GOOD SAMARITAN SOCIETY-FOREST CITY		1			1
SOUTHERN SPRINGS HEALTH CARE		1			1
SANFORD LABORATORIES WATERTOWN			1	100%	1
HELGEMO & LIOU PEDIATRICS			1	100%	1
BAYOU URGENT CARE			1	100%	1
ENCOMPASS HEALTH REHABILITATION			1	100%	1
PEDRO L ORTEGA MD PA			1	100%	1
THE LITTLE CLINIC LLC			1	100%	1
AL MANI HEALTH INSTUTUTE		1			1
SAINT BARNABAS MEDICAL CENTER		1			1
MEMORIALCARE LONG BEACH MEDICAL CENTER			1	100%	1
PALM BEACH DIABETES AND ENDOCRINE SPECIALISTS, PA			1	100%	1
ELKHART GENERAL HOSPITAL			1	100%	1
SWIFTCARE URGENT CARE, PLLC			1	100%	1
Rio Grande City Nursing and Rehab Center			1	100%	1
CLERMONT HEALTH DEPARTMENT			1	100%	1
CVS CA9823POCT SACRAMENTO		1			1
CITRONELLE HEALTH AND REHABILITATION CENTER		1			1
ADVENTHEALTH PHYSICIAN GROUP - APPLEWOOD			1	100%	1
Kroger 353 - The Little Clinic Harpers Point		1			1
JACKSONVILLE PEDIATRICS			1	100%	1
ALLIANCE LABORATORY SERVICES			1	100%	1
DISCOVERY AT HOME, LLC			1	100%	1
DIGESTIVE DISEASE CARE PC		1			1
CHILDREN'S MEMORIAL HOSPITAL			1	100%	1
Crowne Place Assisted Living		1			1
TRIDENT ANTI AGING LLC			1	100%	1
QUEST INC			1	100%	1
OPTUM MEDICAL CLINIC IN ROCKRIMMON			1	100%	1
SSC NASHVILLE OPERATING CO LLC D/B/A		1			1
AUSTIN URGENT CARE			1	100%	1
GEORGE WASHINGTON UNIVERSITY HOSPITAL			1	100%	1
Lynwood		1			1
NEW SMYRNA BEACH AMBULATORY CARE CTR			1	100%	1
DOCTORS CARE - GREER		1			1
AURORA HEALTH CARE METRO INC			1	100%	1

COVID-19: testing by laboratory

Data through Mar 7, 2021 verified as of Mar 8, 2021 at 09:25 AM

Data in this report are provisional and subject to change.

The numbers in the table below represent the number of Florida and non-Florida residents for whom test results were received by the Department of Health. A person can be tested by more than one laboratory and can have both positive and negative results. **Therefore, the sum of the numbers in each column will be larger than the total number of people tested.**

Reporting lab	Inconclusive	Negative	Positive	Percent positive	Total
UT HEALTH RIO GRANDE VALLEY PRIMARY CARE AT			1	100%	1
MISSOURI DEPT. OF HEALTH			1	100%	1
HEALTHCARE ASSOCIATES OF IRVING, LLP			1	100%	1
FAMILY MEDICAL CENTRE			1	100%	1
VIVEX/UMTB BIOMEDICAL			1	100%	1
Kroger 682 - The Little Clinic New Holland Market			1	100%	1
ABINGTON MEMORIAL HOSPITAL			1	100%	1
DAYTONA BEACH DIALYSIS			1	100%	1
NATION'S BEST CARE HOME HEALTH			1	100%	1
FALKVILLE HEALTHCARE		1			1
CVS AZ7075POCT CHANDLER		1			1
MEDEXPRESS URGENT CARE, MOSSIDE		1			1
White Oak Manor - Rock Hill		1			1
CVS NM7242POCT ALBUQUERQUE		1			1
Mary Anna Nursing Home		1			1
WEST VIRGINIA UNIVERSITY HOSPITALS			1	100%	1
Ash Flat Healthcare and Rehabilitation Center			1	100%	1
RCP OF MEMORIAL WEST			1	100%	1
JUPITER MEDICAL CENTER INC			1	100%	1
THE CENTER FOR DISCOVERY		1			1
A G RHODES HOME AT WESLEY WOODS		1			1
RIVERSIDE MEDICAL CENTER		1			1
FLAGLER PROFESSIONAL HEALTH CARE SERVICES INC		1			1
MOUNT SINAI COMPREHENSIVE CANCER CENTER			1	100%	1
Heartland of Perrysburg		1			1
BNJ		1			1
STEWART FLORIDA ALF, INC			1	100%	1
PRIMEX CLINICAL LABORATORIES INC			1	100%	1
Kroger 518 - The Little Clinic Hermitage		1			1
CUSTOM SCRIPTS PHARMACY		1			1
LOWER KEYS COMMUNITY HEALTH CENTER			1	100%	1
TEXAS HEALTH ARLINGTON MEMORIAL		1			1
Aspire Physical Recovery Center at Cahaba River		1			1
MT CARMEL NURSING HOME		1			1
PERRY COUNTY NURSING HOME		1			1
OMC PRIMARY CARE - HOSPITAL CAMPUS			1	100%	1
OMNI HEALTHCARE URGENT CARE			1	100%	1
OHIO VALLEY MANOR NURSING &		1			1
TEXAS HEALTH ARLINGTON MEMORIAL HOSPITAL			1	100%	1
PEDRO MENENDEZ HEALTH CENTER AT ST JOHNS			1	100%	1
OMAHA VA MEDICAL CENTER			1	100%	1
BEVERLY ADVANCED PRACTICE NURSING		1			1
PEACHEALTH LABORATORIES		1			1
Heartland Health Care Center Jacksonville			1	100%	1
CVS MA957POCT WEST SPRINGFIELD		1			1
BAYFRONT HEAL WOUND CARE AND HYPERBARIC CENTER			1	100%	1
TMH REHABILITATION CENTER		1			1

COVID-19: testing by laboratory

Data through Mar 7, 2021 verified as of Mar 8, 2021 at 09:25 AM

Data in this report are provisional and subject to change.

The numbers in the table below represent the number of Florida and non-Florida residents for whom test results were received by the Department of Health. A person can be tested by more than one laboratory and can have both positive and negative results. **Therefore, the sum of the numbers in each column will be larger than the total number of people tested.**

Reporting lab	Inconclusive	Negative	Positive	Percent positive	Total
MERCY – NORTH IOWA			1	100%	1
ULTIMATE KIDNEY CARE			1	100%	1
PUBLIX PHARMACY #1114			1	100%	1
RANDOLPH COUNTY HEALTH & REHABILITATIO		1			1
EVEXIA DIAGNOSTICS			1	100%	1
Total	92,878	16,927,519	2,507,421	13%	19,527,818