

COVID-19: summary of cases and monitoring

Data through Mar 5, 2021 verified as of Mar 6, 2021 at 09:25 AM

Data in this report are provisional and subject to change.

Cases: people with positive PCR or antigen test result		Cases: people with positive PCR or antigen test result	
Total cases		Risk factors for Florida residents	
Florida residents	1,940,897	Traveled	15,086
Non-Florida residents	1,905,185	Contact with a known case	739,725
	35,712	Traveled and contact with a known case	20,611
Type of testing		Neither	1,129,763
Florida residents	1,905,185	No travel and no contact	222,401
Positive by BPHL/CDC	70,236	Travel is unknown	656,109
Positive by commercial/hospital lab	1,834,949	Contact is unknown	419,056
PCR positive	1,545,643	Contact is pending	424,426
Antigen positive	359,542		
Non-Florida residents	35,712	Travel can be unknown and contact can be unknown or pending for the same case, these numbers will sum to more than the "neither" total.	
Positive by BPHL/CDC	885		
Positive by commercial/hospital lab	34,827		
PCR positive	24,640		
Antigen positive	11,072		
Characteristics			
Florida residents hospitalized	80,863		
Florida resident deaths	31,620		
Non-Florida resident deaths	580		
Hospitalized counts include anyone who was hospitalized at some point during their illness. It does not reflect the number of people currently hospitalized.			
More information on deaths identified through death certificate data is available on the National Center for Health Statistics website at www.cdc.gov/nchs/nvss/vsrr/COVID19/index.htm .			

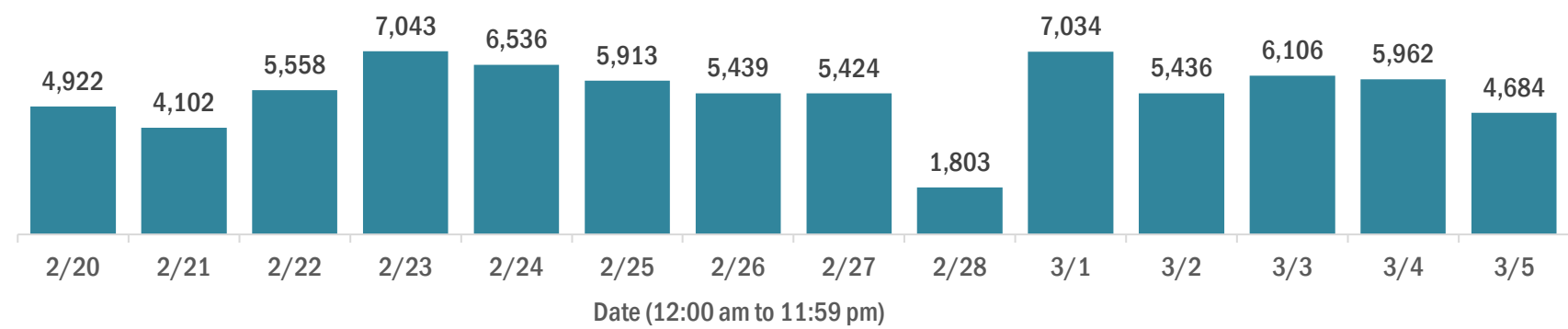
COVID-19: summary of laboratory testing

Data through Mar 5, 2021 verified as of Mar 6, 2021 at 09:25 AM

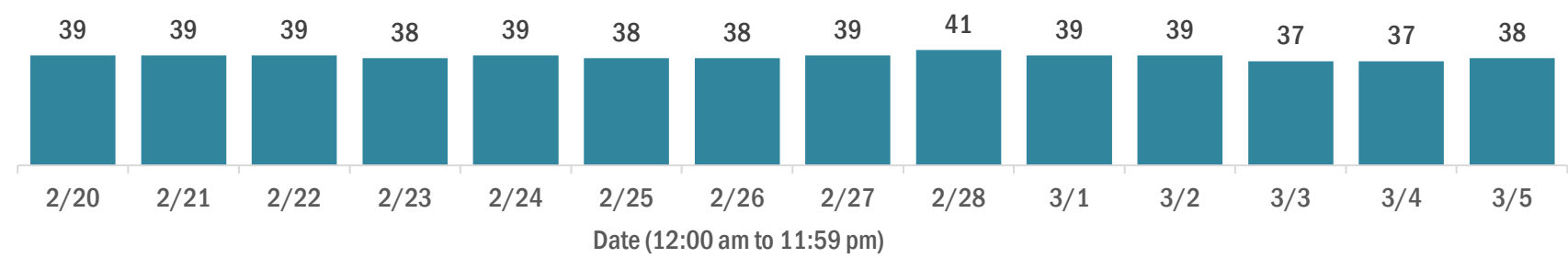
Data in this report are provisional and subject to change.

Cases in Florida residents per day for the past 2 weeks

Number of cases per day



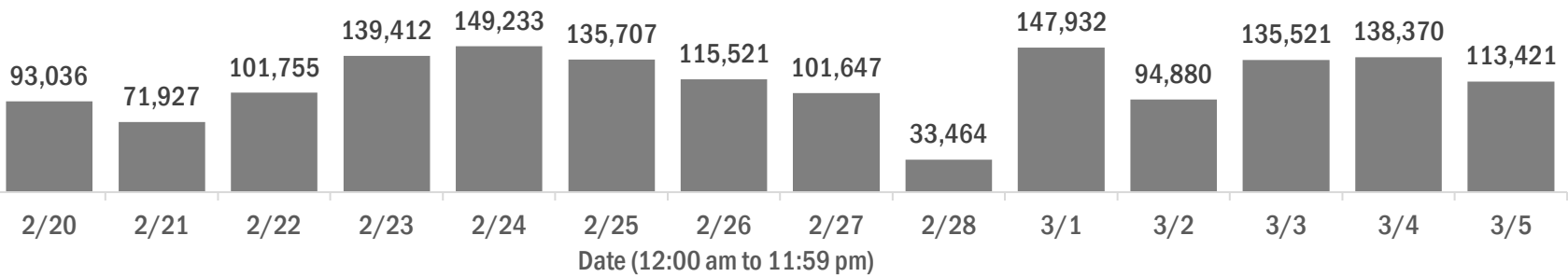
Median age of cases by day



Laboratory testing for Florida residents over the past 2 weeks

Number of Florida residents tested per day

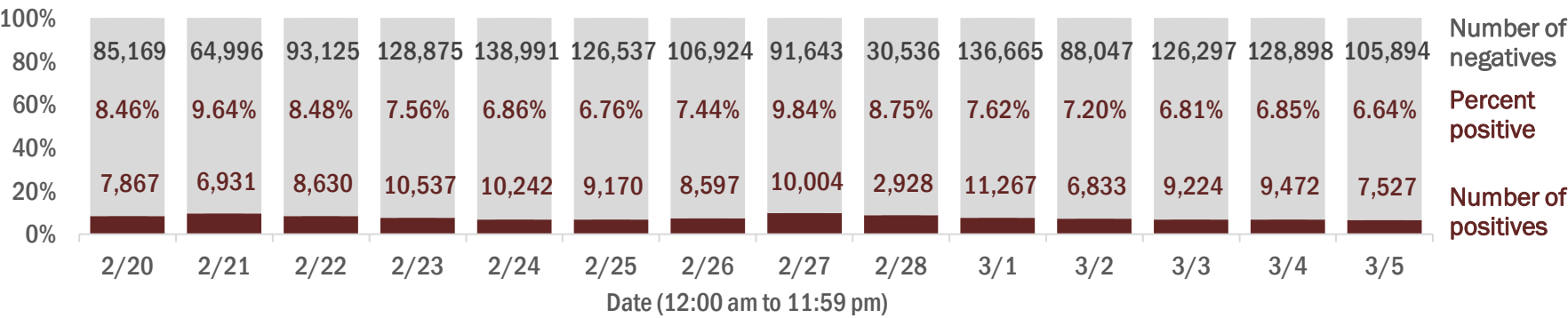
These counts include the number of people for whom the Department received PCR or antigen laboratory results by day. People tested on multiple days will be included for each day a new result was received. A person is only counted once for each day they are tested, regardless of whether multiple specimens are tested or multiple results are received.



Number and percent of Florida residents with positive test results

The percent of positive results ranged from 6.64% to 9.84% over the past 2 weeks and was 6.64% yesterday.

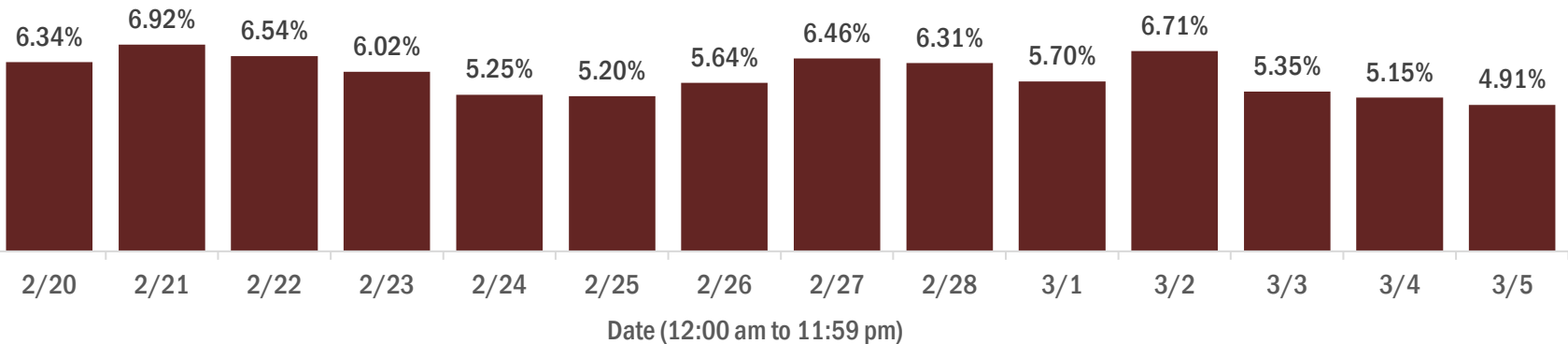
These counts include the number of people for whom the Department received PCR or antigen laboratory results by day. People tested on multiple days will be included for each day a new result was received. A person is only counted once for each day they are tested, regardless of whether multiple specimens are tested or multiple results are received. If a person has a positive specimen and a negative specimen in the same day, only the positive result is counted.



Percent positivity for new cases in Florida residents

The percent of positive results ranged from 4.91% to 6.92% over the past 2 weeks and was 4.91% yesterday.

This percent is the number of people who test PCR- or antigen-positive for the first time divided by all the people tested that day, excluding people who have previously tested positive.



COVID-19: characteristics of 1,905,185 Florida resident cases

Data through Mar 5, 2021 verified as of Mar 6, 2021 at 09:25 AM

Data in this report are provisional and subject to change.

Age group	Cases		Hospitalizations		Deaths	
0-4 years	37,883	<div><div></div></div> 2%	533	<div><div></div></div> 1%	1	0%
5-14 years	117,991	<div><div></div></div> 6%	509	<div><div></div></div> 1%	5	0%
15-24 years	292,920	<div><div></div></div> 15%	1,993	<div><div></div></div> 2%	39	0%
25-34 years	330,815	<div><div></div></div> 17%	3,931	<div><div></div></div> 5%	163	1%
35-44 years	294,771	<div><div></div></div> 15%	5,903	<div><div></div></div> 7%	479	2%
45-54 years	290,240	<div><div></div></div> 15%	9,103	<div><div></div></div> 11%	1,183	4%
55-64 years	251,370	<div><div></div></div> 13%	13,670	<div><div></div></div> 17%	3,363	11%
65-74 years	158,477	<div><div></div></div> 8%	16,895	<div><div></div></div> 21%	6,684	21%
75-84 years	87,925	<div><div></div></div> 5%	16,902	<div><div></div></div> 21%	9,656	31%
85+ years	41,527	<div><div></div></div> 2%	11,417	<div><div></div></div> 14%	10,047	32%
Unknown	1,266	<div><div></div></div> 0%	7	<div><div></div></div> 0%	0	0%
Total	1,905,185		80,863		31,620	

Gender	Cases	
Female	996,179	<div><div></div></div> 52%
Male	895,312	<div><div></div></div> 47%
Unknown	13,694	<div><div></div></div> 1%
Total	1,905,185	

Ethnicity	Cases		Hospitalizations		Deaths	
Hispanic	606,592	<div><div></div></div> 32%	20,561	<div><div></div></div> 25%	7,314	<div><div></div></div> 23%
Non-Hispanic	915,426	<div><div></div></div> 48%	56,342	<div><div></div></div> 70%	22,131	<div><div></div></div> 70%
Unknown	383,167	<div><div></div></div> 20%	3,960	<div><div></div></div> 5%	2,175	<div><div></div></div> 7%
Total	1,905,185		80,863		31,620	

Race and ethnicity	Cases		Hospitalizations		Deaths	
White	1,067,684	<div><div></div></div> 56%	52,761	<div><div></div></div> 65%	23,123	<div><div></div></div> 73%
Hispanic	405,085	<div><div></div></div> 21%	14,670	<div><div></div></div> 18%	5,847	<div><div></div></div> 18%
Non-Hispanic	582,673	<div><div></div></div> 31%	36,445	<div><div></div></div> 45%	16,190	<div><div></div></div> 51%
Unknown	79,926	<div><div></div></div> 4%	1,646	<div><div></div></div> 2%	1,086	<div><div></div></div> 3%
Black	251,950	<div><div></div></div> 13%	16,822	<div><div></div></div> 21%	5,014	<div><div></div></div> 16%
Hispanic	14,640	<div><div></div></div> 1%	703	<div><div></div></div> 1%	208	<div><div></div></div> 1%
Non-Hispanic	216,367	<div><div></div></div> 11%	15,771	<div><div></div></div> 20%	4,626	<div><div></div></div> 15%
Unknown	20,943	<div><div></div></div> 1%	348	<div><div></div></div> 0%	180	<div><div></div></div> 1%
Other race	285,044	<div><div></div></div> 15%	8,993	<div><div></div></div> 11%	2,516	<div><div></div></div> 8%
Hispanic	143,689	<div><div></div></div> 8%	4,713	<div><div></div></div> 6%	1,092	<div><div></div></div> 3%
Non-Hispanic	97,360	<div><div></div></div> 5%	3,859	<div><div></div></div> 5%	1,200	<div><div></div></div> 4%
Unknown	43,995	<div><div></div></div> 2%	421	<div><div></div></div> 1%	224	<div><div></div></div> 1%
Unknown race	300,507	<div><div></div></div> 16%	2,287	<div><div></div></div> 3%	967	<div><div></div></div> 3%
Hispanic	43,178	<div><div></div></div> 2%	475	<div><div></div></div> 1%	167	<div><div></div></div> 1%
Non-Hispanic	19,026	<div><div></div></div> 1%	267	<div><div></div></div> 0%	115	<div><div></div></div> 0%
Unknown	238,303	<div><div></div></div> 13%	1,545	<div><div></div></div> 2%	685	<div><div></div></div> 2%
Total	1,905,185		80,863		31,620	

Hospitalization counts include anyone who was hospitalized at some point during their illness. It does not reflect the number of people currently hospitalized. **Other race** includes any person with a race of American Indian/Alaskan native, Asian, native Hawaiian/Pacific Islander, or other.

COVID-19: deaths in Florida residents and staff of long-term care facilities

Data through Mar 5, 2021 verified as of Mar 6, 2021 at 09:25 AM

Data in this report are provisional and subject to change.

For current cases in residents or staff of long-term care facilities, please visit: <https://floridahealthcovid19.gov/>

CountyDeaths				CountyDeaths				CountyDeaths			
Palm Beach	1025	<div></div>	10%	Okaloosa	161	<div></div>	1%	Calhoun	19	<div></div>	0%
Dade	991	<div></div>	9%	Hernando	151	<div></div>	1%	Gilchrist	19	<div></div>	0%
Pinellas	867	<div></div>	8%	Osceola	137	<div></div>	1%	Flagler	16	<div></div>	0%
Broward	633	<div></div>	6%	Charlotte	131	<div></div>	1%	Gulf	16	<div></div>	0%
Hillsborough	551	<div></div>	5%	Clay	118	<div></div>	1%	Wakulla	16	<div></div>	0%
Polk	413	<div></div>	4%	Indian River	116	<div></div>	1%	Gadsden	15	<div></div>	0%
Duval	400	<div></div>	4%	Leon	93	<div></div>	1%	Bradford	14	<div></div>	0%
Brevard	387	<div></div>	4%	Bay	88	<div></div>	1%	Washington	14	<div></div>	0%
Sarasota	385	<div></div>	4%	Jackson	87	<div></div>	1%	Baker	12	<div></div>	0%
Orange	375	<div></div>	3%	St. Johns	87	<div></div>	1%	Holmes	11	<div></div>	0%
Lee	333	<div></div>	3%	Highlands	84	<div></div>	1%	Franklin	10	<div></div>	0%
Marion	299	<div></div>	3%	Santa Rosa	79	<div></div>	1%	Jefferson	10	<div></div>	0%
Volusia	283	<div></div>	3%	Alachua	70	<div></div>	1%	Lafayette	8	<div></div>	0%
Escambia	271	<div></div>	3%	Suwannee	58	<div></div>	1%	Desoto	7	<div></div>	0%
St. Lucie	234	<div></div>	2%	Columbia	48	<div></div>	0%	Levy	7	<div></div>	0%
Lake	223	<div></div>	2%	Sumter	45	<div></div>	0%	Dixie	4	<div></div>	0%
Seminole	222	<div></div>	2%	Putnam	39	<div></div>	0%	Monroe	4	<div></div>	0%
Pasco	218	<div></div>	2%	Nassau	35	<div></div>	0%	Taylor	3	<div></div>	0%
Collier	188	<div></div>	2%	Hendry	29	<div></div>	0%	Hardee	2	<div></div>	0%
Manatee	188	<div></div>	2%	Walton	28	<div></div>	0%	Hamilton	1	<div></div>	0%
Citrus	177	<div></div>	2%	Okeechobee	24	<div></div>	0%	Liberty	1	<div></div>	0%
Martin	161	<div></div>	1%	Madison	20	<div></div>	0%	Total	10,761		

Note: cases are summarized by the county of usual residence. Residents and staff may be cases associated with facilities that are not in their county of usual residence, resulting in cases being included below for counties that do not have facilities with known cases.

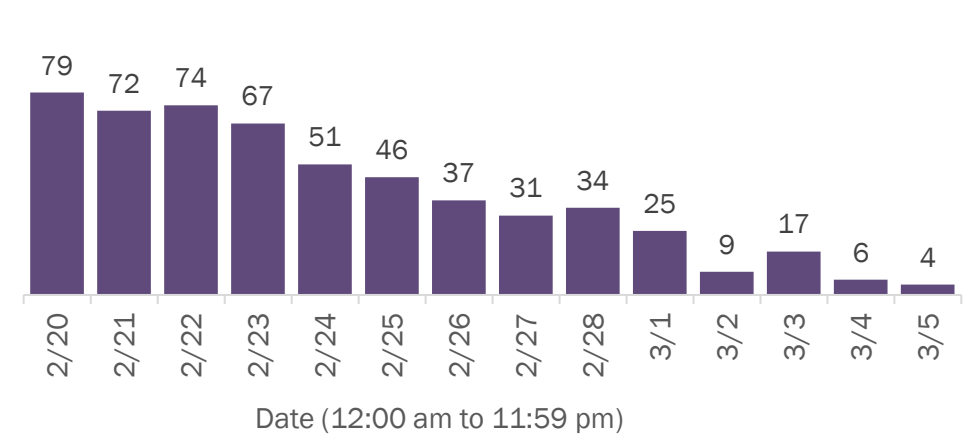
COVID-19: cases in Florida residents who have died

Data through Mar 5, 2021 verified as of Mar 6, 2021 at 09:25 AM

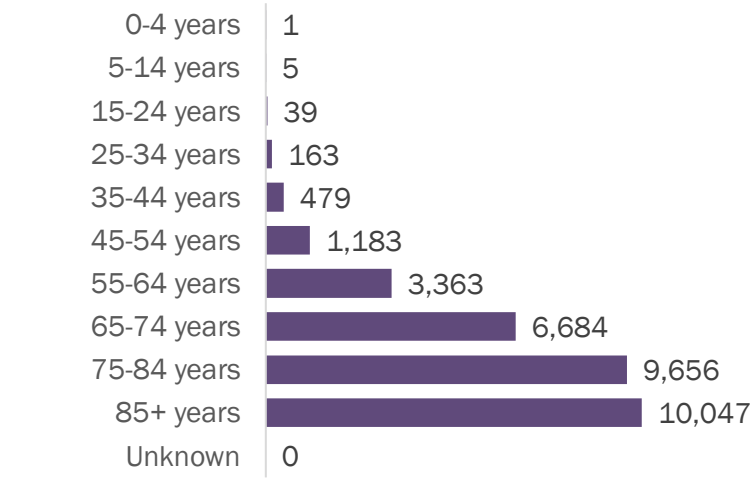
Data in this report are provisional and subject to change.

Demographics for all identified COVID-19 deaths: 31,620

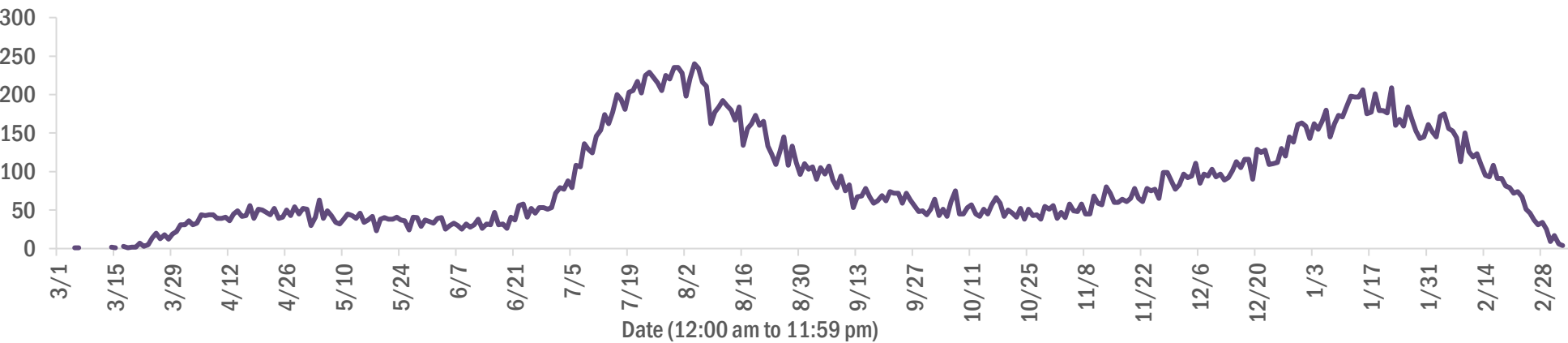
Deaths by date of death for the past 2 weeks



Deaths by age group



Deaths by date of death since March 2020



Age group	Deaths	Cases	Case fatality rate	Mortality rate per 100,000 population
0-4 years	1	37,883	0.0%	0.1
5-14 years	5	117,991	0.0%	0.2
15-24 years	39	292,920	0.0%	1.6
25-34 years	163	330,815	0.0%	5.8
35-44 years	479	294,771	0.2%	18.4
45-54 years	1,183	290,240	0.4%	42.5
55-64 years	3,363	251,370	1.3%	116.3
65-74 years	6,684	158,477	4.2%	275.4
75-84 years	9,656	87,925	11.0%	687.6
85+ years	10,047	41,527	24.2%	1739.6
Unknown	0	1,266	0.0%	
Total	31,620	1,905,185	1.7%	146.4

Gender	Deaths	Cases	Case fatality rate	Mortality rate per 100,000 population
Male	17,695	895,312	2.0%	167.6
Female	13,925	996,179	1.4%	126.1
Unknown	0	13,694	0.0%	
Total	31,620	1,905,185	1.7%	146.4

Race	Deaths	Cases	Case fatality rate	Mortality rate per 100,000 population
White	23,123	1,067,684	2.2%	138.5
Black	5,014	251,950	2.0%	137.1
Other	2,516	285,044	0.9%	202.2
Unknown	967	300,507	0.3%	
Total	31,620	1,905,185	1.7%	146.4

Ethnicity	Deaths	Cases	Case fatality rate	Mortality rate per 100,000 population
Hispanic	7,314	606,592	1.2%	128.8
Non-Hispanic	22,131	915,426	2.4%	139.0
Unknown	2,175	383,167	0.6%	
Total	31,620	1,905,185	1.7%	146.4

COVID-19: characteristics of 1,905,185 cases

Data through Mar 5, 2021 verified as of Mar 6, 2021 at 09:25 AM

Data in this report are provisional and subject to change.

Tables below include cases in Florida residents and non-Florida residents.

All 67 Florida counties have cases:

County	FL resident cases		Non-FL resident cases	Total cases	FL resident deaths	FL death rate
Dade	413,261	<div></div> 22%	5,150	418,411	5,554	1.3%
Broward	196,710	<div></div> 10%	2,285	198,995	2,455	1.2%
Palm Beach	120,941	<div></div> 6%	2,092	123,033	2,508	2.1%
Orange	114,527	<div></div> 6%	1,602	116,129	1,125	1.0%
Hillsborough	112,375	<div></div> 6%	957	113,332	1,535	1.4%
Duval	88,172	<div></div> 5%	1,465	89,637	1,193	1.4%
Pinellas	66,063	<div></div> 3%	1,654	67,717	1,474	2.2%
Lee	56,690	<div></div> 3%	1,963	58,653	889	1.6%
Polk	57,603	<div></div> 3%	405	58,008	1,174	2.0%
Osceola	36,798	<div></div> 2%	615	37,413	453	1.2%
Volusia	34,534	<div></div> 2%	575	35,109	677	2.0%
Brevard	34,039	<div></div> 2%	609	34,648	764	2.2%
Escambia	30,569	<div></div> 2%	3,519	34,088	637	2.1%
Pasco	33,672	<div></div> 2%	303	33,975	664	2.0%
Manatee	31,859	<div></div> 2%	694	32,553	611	1.9%
Collier	29,615	<div></div> 2%	1,110	30,725	465	1.6%
Leon	28,626	<div></div> 2%	857	29,483	291	1.0%
Marion	27,900	<div></div> 1%	126	28,026	852	3.1%
Seminole	27,516	<div></div> 1%	209	27,725	442	1.6%
Sarasota	26,149	<div></div> 1%	1,291	27,440	750	2.9%
Lake	24,707	<div></div> 1%	376	25,083	581	2.4%
St. Lucie	22,450	<div></div> 1%	154	22,604	551	2.5%
Alachua	22,338	<div></div> 1%	250	22,588	235	1.1%
St. Johns	20,024	<div></div> 1%	279	20,303	200	1.0%
Okaloosa	19,013	<div></div> 1%	200	19,213	333	1.8%
Bay	18,304	<div></div> 1%	716	19,020	353	1.9%
Santa Rosa	17,083	<div></div> 1%	218	17,301	267	1.6%
Clay	16,801	<div></div> 1%	44	16,845	315	1.9%
Hernando	11,494	<div></div> 1%	89	11,583	403	3.5%
Indian River	11,080	<div></div> 1%	95	11,175	267	2.4%
Charlotte	10,655	<div></div> 1%	168	10,823	373	3.5%
Martin	10,591	<div></div> 1%	192	10,783	294	2.8%
Citrus	9,783	<div></div> 1%	80	9,863	412	4.2%
Sumter	8,076	<div></div> 0%	89	8,165	243	3.0%
Nassau	7,363	<div></div> 0%	426	7,789	116	1.6%

County	FL resident cases		Non-FL resident cases	Total cases	FL resident deaths	FL death rate
Columbia	7,684	<div></div> 0%	37	7,721	161	2.1%
Highlands	7,259	<div></div> 0%	73	7,332	308	4.2%
Walton	6,378	<div></div> 0%	757	7,135	81	1.3%
Flagler	6,042	<div></div> 0%	77	6,119	92	1.5%
Monroe	5,648	<div></div> 0%	327	5,975	46	0.8%
Jackson	5,895	<div></div> 0%	64	5,959	152	2.6%
Putnam	5,873	<div></div> 0%	19	5,892	130	2.2%
Gadsden	5,466	<div></div> 0%	16	5,482	87	1.6%
Suwannee	5,116	<div></div> 0%	27	5,143	133	2.6%
Hendry	4,326	<div></div> 0%	18	4,344	74	1.7%
Desoto	3,840	<div></div> 0%	18	3,858	75	2.0%
Okeechobee	3,557	<div></div> 0%	40	3,597	82	2.3%
Unknown	370	<div></div> 0%	3,124	3,494	0	0.0%
Baker	3,298	<div></div> 0%	15	3,313	56	1.7%
Wakulla	3,176	<div></div> 0%	12	3,188	52	1.6%
Levy	2,915	<div></div> 0%	9	2,924	40	1.4%
Bradford	2,851	<div></div> 0%	14	2,865	52	1.8%
Hardee	2,804	<div></div> 0%	14	2,818	31	1.1%
Taylor	2,652	<div></div> 0%	6	2,658	42	1.6%
Washington	2,617	<div></div> 0%	20	2,637	48	1.8%
Holmes	2,164	<div></div> 0%	31	2,195	46	2.1%
Madison	1,986	<div></div> 0%	26	2,012	43	2.2%
Gulf	1,857	<div></div> 0%	23	1,880	41	2.2%
Union	1,747	<div></div> 0%	1	1,748	70	4.0%
Calhoun	1,620	<div></div> 0%	3	1,623	46	2.8%
Lafayette	1,594	<div></div> 0%	0	1,594	24	1.5%
Hamilton	1,553	<div></div> 0%	19	1,572	22	1.4%
Dixie	1,508	<div></div> 0%	3	1,511	21	1.4%
Gilchrist	1,425	<div></div> 0%	4	1,429	36	2.5%
Jefferson	1,387	<div></div> 0%	22	1,409	24	1.7%
Franklin	1,246	<div></div> 0%	33	1,279	17	1.4%
Liberty	1,045	<div></div> 0%	1	1,046	16	1.5%
Glades	905	<div></div> 0%	2	907	16	1.8%
Total	1,905,185		35,712	1,940,897	31,620	1.7%

COVID-19: characteristics of 1,905,185 Florida resident cases

Data through Mar 5, 2021 verified as of Mar 6, 2021 at 09:25 AM

Data in this report are provisional and subject to change.

The table below includes the cities and counties of residence for cases in Florida residents based on the patient's ZIP Code. Note that city is not always received as part of the initial notification and may be missing while the case is being investigated.

City and county	Cases
Miami, Dade	239,294
Orlando, Orange	84,636
Jacksonville, Duval	82,855
Tampa, Hillsborough	65,665
Hialeah, Dade	58,527
Fort Lauderdale, Broward	42,294
Hollywood, Broward	37,752
West Palm Beach, Palm Beach	29,631
Kissimmee, Osceola	28,407
Tallahassee, Leon	27,631
Pensacola, Escambia	25,403
Homestead, Dade	25,037
Naples, Collier	24,980
Saint Petersburg, Pinellas	24,244
Fort Myers, Lee	22,235
Bradenton, Manatee	20,785
Ocala, Marion	20,581
Boca Raton, Palm Beach	20,345
Lakeland, Polk	20,072
Pompano Beach, Broward	19,030
Gainesville, Alachua	17,765
Sarasota, Sarasota	16,138
Port Saint Lucie, St. Lucie	14,806
Lake Worth, Palm Beach	14,709
Cape Coral, Lee	14,403
Clearwater, Pinellas	12,998
Miami Beach, Dade	12,922
Miramar, Broward	12,873
Boynton Beach, Palm Beach	11,685
Panama City, Bay	11,638
Doral, Dade	11,369
Coral Springs, Broward	11,253
Miami Gardens, Dade	10,951
Saint Augustine, St. Johns	10,758
Melbourne, Brevard	9,892
Winter Haven, Polk	9,707
Delray Beach, Palm Beach	9,134
Lehigh Acres, Lee	8,886
Davie, Broward	8,561
Riverview, Hillsborough	8,540
Vero Beach, Indian River	8,510
Milton, Santa Rosa	8,260
Palm Bay, Brevard	7,860
New Port Richey, Pasco	7,769
Sunrise, Broward	7,711
Fort Pierce, St. Lucie	7,486
Saint Cloud, Osceola	7,285
Coral Gables, Dade	7,277
Largo, Pinellas	7,238
Daytona Beach, Volusia	7,055
Apopka, Orange	7,046
Lake City, Columbia	6,999
Spring Hill, Hernando	6,868
Orange Park, Clay	6,862
Plantation, Broward	6,706
North Miami Beach, Dade	6,622
Clermont, Lake	6,571
Davenport, Polk	6,519
Brandon, Hillsborough	6,395

COVID-19: characteristics of 1,905,185 Florida resident cases

Data through Mar 5, 2021 verified as of Mar 6, 2021 at 09:25 AM

Data in this report are provisional and subject to change.

The table below includes the cities and counties of residence for cases in Florida residents based on the patient's ZIP Code. Note that city is not always received as part of the initial notification and may be missing while the case is being investigated.

City and county	Cases
Jupiter, Palm Beach	6,205
Weston, Broward	6,131
Plant City, Hillsborough	6,105
Sanford, Seminole	6,096
Deltona, Volusia	6,007
Deerfield Beach, Broward	5,713
Winter Garden, Orange	5,631
Fort Walton Beach, Okaloosa	5,299
Tamarac, Broward	5,288
Port Charlotte, Charlotte	5,233
Palm Coast, Flagler	5,083
Crestview, Okaloosa	5,066
Stuart, Martin	5,022
Wesley Chapel, Pasco	4,928
Coconut Creek, Broward	4,813
Palm Beach Gardens, Palm Beach	4,782
Land O Lakes, Pasco	4,741
Margate, Broward	4,728
Winter Park, Orange	4,665
Deland, Volusia	4,650
Palmetto, Manatee	4,642
Palm Harbor, Pinellas	4,619
Wellington, Palm Beach	4,543
Oviedo, Seminole	4,502
Miami Lakes, Dade	4,354
Opa Locka, Dade	4,234
Altamonte Springs, Seminole	4,212
Lutz, Hillsborough	4,108
Middleburg, Clay	4,105
Port Orange, Volusia	4,062
Haines City, Polk	4,051
Brooksville, Hernando	4,012
Live Oak, Suwannee	3,978
Venice, Sarasota	3,938
Valrico, Hillsborough	3,936
North Port, Sarasota	3,930
Sebring, Highlands	3,891
Ocoee, Orange	3,880
The Villages, Sumter	3,878
Leesburg, Lake	3,867
Punta Gorda, Charlotte	3,867
Hallandale, Broward	3,860
Pembroke Pines, Broward	3,745
Saint Johns, St. Johns	3,735
Arcadia, Desoto	3,735
Bonita Springs, Lee	3,612
Seminole, Pinellas	3,610
Ormond Beach, Volusia	3,588
Zephyrhills, Pasco	3,562
Navarre, Santa Rosa	3,557
Okeechobee, Okeechobee	3,546
Windermere, Orange	3,340
Pinellas Park, Pinellas	3,337
Immokalee, Collier	3,319
Longwood, Seminole	3,278
North Lauderdale, Broward	3,264
North Miami, Dade	3,225
Gulf Breeze, Santa Rosa	3,225
Ruskin, Hillsborough	3,202

COVID-19: characteristics of 1,905,185 Florida resident cases

Data through Mar 5, 2021 verified as of Mar 6, 2021 at 09:25 AM

Data in this report are provisional and subject to change.

The table below includes the cities and counties of residence for cases in Florida residents based on the patient's ZIP Code. Note that city is not always received as part of the initial notification and may be missing while the case is being investigated.

City and county	Cases
Cocoa, Brevard	3,167
Niceville, Okaloosa	3,152
Cantonment, Escambia	3,072
Panama City Beach, Bay	2,983
Jacksonville Beach, Duval	2,917
Quincy, Gadsden	2,915
Lake Worth Beach, Palm Beach	2,905
Key West, Monroe	2,880
Crawfordville, Wakulla	2,850
Casselberry, Seminole	2,817
Hudson, Pasco	2,768
Cutler Ridge, Dade	2,754
Dade City, Pasco	2,752
Port Richey, Pasco	2,746
Palatka, Putnam	2,723
Bartow, Polk	2,722
Titusville, Brevard	2,680
Fernandina Beach, Nassau	2,676
North Fort Myers, Lee	2,658
Oakland Park, Broward	2,643
Green Cove Springs, Clay	2,621
Lake Mary, Seminole	2,573
Winter Springs, Seminole	2,558
Kissimmee, Polk	2,547
Auburndale, Polk	2,525
Ponte Vedra Beach, St. Johns	2,507
Aventura, Dade	2,501
Perry, Taylor	2,492
Lake Wales, Polk	2,471
Merritt Island, Brevard	2,459
Lynn Haven, Bay	2,427
Tarpon Springs, Pinellas	2,397
New Smyrna Beach, Volusia	2,397
Marianna, Jackson	2,357
Inverness, Citrus	2,338
Belle Glade, Palm Beach	2,302
Clewiston, Hendry	2,274
Fleming Island, Clay	2,233
Eustis, Lake	2,222
Parkland, Broward	2,217
Santa Rosa Beach, Walton	2,209
Royal Palm Beach, Palm Beach	2,179
Cooper City, Broward	2,177
Wimauma, Hillsborough	2,166
Dunedin, Pinellas	2,157
Estero, Lee	2,132
Loxahatchee, Palm Beach	2,119
Holiday, Pasco	2,066
Defuniak Springs, Walton	2,042
Chipley, Washington	2,035
Sarasota, Manatee	1,966
Rockledge, Brevard	1,958
Key Biscayne, Dade	1,955
Destin, Okaloosa	1,939
Parrish, Manatee	1,928
Starke, Bradford	1,921
Labelle, Hendry	1,921
Palm City, Martin	1,890
Mount Dora, Lake	1,889

COVID-19: characteristics of 1,905,185 Florida resident cases

Data through Mar 5, 2021 verified as of Mar 6, 2021 at 09:25 AM

Data in this report are provisional and subject to change.

The table below includes the cities and counties of residence for cases in Florida residents based on the patient's ZIP Code. Note that city is not always received as part of the initial notification and may be missing while the case is being investigated.

City and county	Cases
Odessa, Hillsborough	1,873
Avon Park, Highlands	1,871
Mulberry, Polk	1,865
Riviera Beach, Palm Beach	1,845
Tavares, Lake	1,824
Seffner, Hillsborough	1,769
Summerfield, Marion	1,749
Yulee, Nassau	1,746
Groveland, Lake	1,691
Pinecrest, Dade	1,655
Wauchula, Hardee	1,634
Missing, Dade	1,626
Lithia, Hillsborough	1,618
Macclenny, Baker	1,614
Maitland, Orange	1,607
Orange City, Volusia	1,570
Sebastian, Indian River	1,568
Mayo, Lafayette	1,565
Callahan, Nassau	1,556
Bonifay, Holmes	1,548
Coconut Grove, Dade	1,544
Ponte Vedra, St. Johns	1,522
Carol City, Dade	1,522
Palmetto Bay, Dade	1,507
Homosassa, Citrus	1,500
Lady Lake, Lake	1,498
Crossings, Dade	1,477
Crystal River, Citrus	1,469
Dania, Broward	1,417
Pace, Santa Rosa	1,373
Lake Placid, Highlands	1,369
Lake Butler, Union	1,354
Gibsonton, Hillsborough	1,342
Oldsmar, Pinellas	1,326
Sun City Center, Hillsborough	1,320
Florida City, Dade	1,320
Madison, Madison	1,317
Dover, Hillsborough	1,314
Atlantic Beach, Duval	1,309
Hobe Sound, Martin	1,290
Biscayne Park, Dade	1,274
Monticello, Jefferson	1,270
Dunnellon, Marion	1,266
Apollo Beach, Hillsborough	1,259
Palm Springs, Palm Beach	1,256
Edgewater, Volusia	1,256
Alachua, Alachua	1,242
Indiantown, Martin	1,226
Debary, Volusia	1,222
Graceville, Jackson	1,215
Bellevue, Marion	1,212
North Palm Beach, Palm Beach	1,171
Century, Escambia	1,164
Lantana, Palm Beach	1,156
South Miami, Dade	1,120
Newberry, Alachua	1,119
Lecanto, Citrus	1,093
Havana, Gadsden	1,076
El Portal, Dade	1,063

COVID-19: characteristics of 1,905,185 Florida resident cases

Data through Mar 5, 2021 verified as of Mar 6, 2021 at 09:25 AM

Data in this report are provisional and subject to change.

The table below includes the cities and counties of residence for cases in Florida residents based on the patient's ZIP Code. Note that city is not always received as part of the initial notification and may be missing while the case is being investigated.

City and county	Cases
Ellenton, Manatee	1,059
Williston, Levy	1,055
Safety Harbor, Pinellas	1,052
Hilliard, Nassau	1,052
Jensen Beach, Martin	1,046
Beverly Hills, Citrus	1,033
Blountstown, Calhoun	1,029
Freeport, Walton	1,021
Jasper, Hamilton	1,018
Satellite Beach, Brevard	996
Lauderhill, Broward	982
Trenton, Gilchrist	974
Wildwood, Sumter	958
Wewahitchka, Gulf	956
Sanderson, Baker	939
Wilton Manors, Broward	938
Nokomis, Sarasota	928
Keystone Heights, Clay	926
Hernando, Citrus	913
Englewood, Charlotte	909
Mary Esther, Okaloosa	907
Everglades National Park, Dade	901
Fellsmere, Indian River	898
Frostproof, Polk	896
Key Largo, Monroe	888
Fisher Island, Dade	875
Port Saint Joe, Gulf	871
Polk City, Polk	870
Bushnell, Sumter	864
Dunnellon, Citrus	864
Shalimar, Okaloosa	858
Moore Haven, Glades	847
Medley, Dade	844
Lauderdale Lakes, Broward	840
Coleman, Sumter	830
Bristol, Liberty	811
Cross City, Dixie	802
Pahokee, Palm Beach	802
South Bay, Palm Beach	791
Marco Island, Collier	770
Fort Meade, Polk	761
Cocoa Beach, Brevard	758
Chiefland, Levy	748
High Springs, Alachua	740
Glen Saint Mary, Baker	740
Chattahoochee, Gadsden	727
Sorrento, Lake	724
Minneola, Lake	716
Indialantic, Brevard	716
Englewood, Sarasota	715
Spring Hill, Pasco	715
Trinity, Pasco	713
Olympia Heights, Dade	704
Uleta, Dade	702
Thonotosassa, Hillsborough	700
Crescent City, Putnam	694
Miramar Beach, Walton	690
Interlachen, Putnam	685
Fruitland Park, Lake	684

COVID-19: characteristics of 1,905,185 Florida resident cases

Data through Mar 5, 2021 verified as of Mar 6, 2021 at 09:25 AM

Data in this report are provisional and subject to change.

The table below includes the cities and counties of residence for cases in Florida residents based on the patient's ZIP Code. Note that city is not always received as part of the initial notification and may be missing while the case is being investigated.

City and county	Cases
Coral, Dade	678
Marathon, Monroe	671
Southwest Ranches, Broward	665
Lawtey, Bradford	659
Fort Myers Beach, Lee	656
Umatilla, Lake	654
Bowling Green, Hardee	654
Old Town, Dixie	648
Jacksonville, St. Johns	641
Lake Alfred, Polk	633
Fort White, Columbia	626
Neptune Beach, Duval	616
West Melbourne, Brevard	613
Silver Springs, Marion	594
Baker, Okaloosa	581
Bronson, Levy	556
Belle Isle, Orange	553
South Daytona, Volusia	550
Sneads, Jackson	549
Weeki Wachee, Hernando	548
Clearwater Beach, Pinellas	548
Palm Beach, Palm Beach	543
Jay, Santa Rosa	536
Gulfport, Pinellas	530
Carrabelle, Franklin	521
Bunnell, Flagler	520
Surfside, Dade	512
Mascotte, Lake	497
Hawthorne, Alachua	489
Sweetwater, Dade	488
Molino, Escambia	483
Cottdonale, Jackson	477
Rotunda West, Charlotte	473
Citra, Marion	471
Oakland, Orange	464
Oxford, Sumter	463
Midway, Gadsden	460
Zolfo Springs, Hardee	460
Florida State University, Leon	455
Youngstown, Bay	451
Cape Canaveral, Brevard	448
East Palatka, Putnam	447
Myakka City, Manatee	445
Ocklawaha, Marion	445
Mims, Brevard	440
Melbourne Beach, Brevard	439
Tavernier, Monroe	429
Altha, Calhoun	423
Dundee, Polk	421
Branford, Suwannee	420
Indian Harbour Beach, Brevard	417
Bell, Gilchrist	414
Alva, Lee	412
Flagler Beach, Flagler	410
Apalachicola, Franklin	406
Celebration, Osceola	406
Bal Harbour, Dade	395
Centerville, Leon	394
Haverhill, Palm Beach	379

COVID-19: characteristics of 1,905,185 Florida resident cases

Data through Mar 5, 2021 verified as of Mar 6, 2021 at 09:25 AM

Data in this report are provisional and subject to change.

The table below includes the cities and counties of residence for cases in Florida residents based on the patient's ZIP Code. Note that city is not always received as part of the initial notification and may be missing while the case is being investigated.

City and county	Cases
Archer, Alachua	376
De Leon Springs, Volusia	367
Eagle Lake, Polk	364
Hastings, St. Johns	363
Webster, Sumter	362
Raiford, Union	360
Grand Ridge, Jackson	353
Osprey, Sarasota	353
West Miami, Dade	346
Floral City, Citrus	345
Tequesta, Palm Beach	340
Greenville, Madison	333
Lake Park, Palm Beach	332
Holly Hill, Volusia	327
Grand Island, Lake	323
Ave Maria, Collier	320
Vernon, Washington	319
Pierson, Volusia	317
Chuluota, Seminole	315
Malone, Jackson	312
Jennings, Hamilton	312
Montverde, Lake	310
Satsuma, Putnam	304
Eastpoint, Franklin	301
Gotha, Orange	298
Indian Rocks Beach, Pinellas	296
Laurel Hill, Okaloosa	294
Sebastian, Brevard	293
Melrose, Putnam	292
Westville, Holmes	292
Kenneth City, Pinellas	289
Bryceville, Nassau	287
Elkton, St. Johns	285
Alafaya, Orange	284
Reddick, Marion	283
Lehigh, Lee	283
Valparaiso, Okaloosa	282
Fort McCoy, Marion	280
Malabar, Brevard	276
Missing, Volusia	272
Greenwood, Jackson	269
Ponce De Leon, Holmes	268
O Brien, Suwannee	267
Lake Panasoffkee, Sumter	265
Winter Park, Seminole	265
Anthony, Marion	264
Missing, Orange	264
San Antonio, Pasco	262
Belleair, Pinellas	255
Geneva, Seminole	251
Greenacres, Palm Beach	248
Morriston, Levy	248
Inlet Beach, Walton	239
South Pasadena, Pinellas	236
Edgewood, Orange	231
Sanibel, Lee	231
Lee, Madison	231
Southport, Bay	228
Fountain, Bay	228

COVID-19: characteristics of 1,905,185 Florida resident cases

Data through Mar 5, 2021 verified as of Mar 6, 2021 at 09:25 AM

Data in this report are provisional and subject to change.

The table below includes the cities and counties of residence for cases in Florida residents based on the patient's ZIP Code. Note that city is not always received as part of the initial notification and may be missing while the case is being investigated.

City and county	Cases
Eglin Air Force Base, Okaloosa	227
Fern Park, Seminole	225
White Springs, Hamilton	222
Hallandale Beach, Broward	220
Kindred, Osceola	220
Weirsdale, Marion	219
Hosford, Liberty	219
Gretna, Gadsden	219
Longboat Key, Manatee	214
Wellborn, Suwannee	213
University Of Central Fl, Orange	211
Mcdavid, Escambia	202
Holt, Okaloosa	202
Bay Harbor Islands, Dade	197
Astatula, Lake	197
Saint James City, Lee	196
Lakewood Ranch, Manatee	192
Islamorada, Monroe	191
Juno Beach, Palm Beach	189
Holmes Beach, Manatee	188
Mcalpin, Suwannee	188
Howey-In-The-Hills, Lake	188
Poinciana, Polk	185
Micanopy, Alachua	185
Sopchoppy, Wakulla	184
Azalea Park, Orange	183
The Villages, Marion	181
Alford, Jackson	181
Altoona, Lake	181
Zellwood, Orange	179
Madeira Beach, Pinellas	178
Babson Park, Polk	177
Atlantis, Palm Beach	175
The Villages, Lake	171
Lauderdale By The Sea, Broward	167
Lake Helen, Volusia	166
Mangonia Park, Palm Beach	164
Center Hill, Sumter	160
Caryville, Washington	160
University Of Miami, Dade	158
Summerland Key, Monroe	157
Golden Beach, Dade	155
Pomona Park, Putnam	154
Odessa, Pasco	154
Viera, Brevard	152
Bokeelia, Lee	150
Rocky Point, Hillsborough	148
Lockhart, Orange	146
Osteen, Volusia	146
University Of Fl, Alachua	145
Bay Lake, Orange	144
Oak Hill, Volusia	144
Cutler Bay, Dade	143
Grant-Valkaria, Brevard	140
Hiawassee, Orange	139
Hypoluxo, Palm Beach	138
Clair-Mel City, Hillsborough	138
Ponce Inlet, Volusia	138
Citrus Springs, Citrus	136

COVID-19: characteristics of 1,905,185 Florida resident cases

Data through Mar 5, 2021 verified as of Mar 6, 2021 at 09:25 AM

Data in this report are provisional and subject to change.

The table below includes the cities and counties of residence for cases in Florida residents based on the patient's ZIP Code. Note that city is not always received as part of the initial notification and may be missing while the case is being investigated.

City and county	Cases
Lutz, Pasco	134
Hollister, Putnam	134
Sumterville, Sumter	132
Carrollwood, Hillsborough	130
Lady Lake, Sumter	128
Baldwin, Duval	128
Hampton, Bradford	125
San Mateo, Putnam	123
Apopka, Seminole	123
Paisley, Lake	122
Inglis, Levy	120
Clarksville, Calhoun	119
Matlacha, Lee	119
Steinhatchee, Taylor	119
Lake Hamilton, Polk	118
Christmas, Orange	118
Big Pine Key, Monroe	118
Cloud Lake, Palm Beach	117
Kendall, Dade	116
Missing, Lee	113
Placida, Charlotte	112
University Of Central Florida, Orange	111
Belleair Beach, Pinellas	108
Buena Ventura Lakes, Osceola	106
Callaway, Bay	106
Panacea, Wakulla	104
Tierra Verde, Pinellas	102
West Park, Broward	102
Temple Terrace, Hillsborough	101
Brooker, Bradford	101
Dinsmore, Duval	101
Lamont, Jefferson	100
Hurlburt Field, Okaloosa	100
Astor, Lake	100
Seville, Volusia	99
South Fort Myers, Lee	98
Canal Point, Palm Beach	96
Lighthouse Point, Broward	95
Harmony, Osceola	95
Bascom, Jackson	94
Barry University, Dade	94
Florahome, Putnam	94
Saint Leo, Pasco	93
Cedar Key, Levy	91
Waldo, Alachua	91
Missing, St. Johns	91
Florida Gulf Coast Univ, Lee	91
Fruit Cove, St. Johns	90
Tyndall Air Force Base, Bay	88
Barefoot Bay, Brevard	88
University Of South Florida, Hillsborough	88
Bradenton Beach, Manatee	88
Maitland, Seminole	87
Pinetta, Madison	86
Dania Beach, Broward	86
Crystal Beach, Pinellas	84
Lorida, Highlands	82
Missing, Marion	82
City Of Sunrise, Broward	81

COVID-19: characteristics of 1,905,185 Florida resident cases

Data through Mar 5, 2021 verified as of Mar 6, 2021 at 09:25 AM

Data in this report are provisional and subject to change.

The table below includes the cities and counties of residence for cases in Florida residents based on the patient's ZIP Code. Note that city is not always received as part of the initial notification and may be missing while the case is being investigated.

City and county	Cases
Kathleen, Polk	81
F M, Lee	79
Sunny Isles Beach, Dade	78
Missing, St. Lucie	76
Welaka, Putnam	75
Ocean Ridge, Palm Beach	75
Palma Ceia, Hillsborough	74
Eatonville, Orange	73
Fort Denaud, Hendry	73
Avon Park, Polk	73
Missing, Pinellas	73
Patrick Air Force Base, Brevard	72
Campbellton, Jackson	70
Saint Pete Beach, Pinellas	69
Air Mail Facility, Dade	69
Ochopee, Collier	69
Yalaha, Lake	68
Princeton, Dade	66
Boca Grande, Lee	66
Greensboro, Gadsden	65
North Venice, Sarasota	64
Stock Island, Monroe	63
Anna Maria, Manatee	62
Reunion, Osceola	60
Cudjoe Key, Monroe	59
Bonita Beach, Lee	59
Mexico Beach, Bay	58
Destin, Walton	58
Georgetown, Putnam	58
Bellview, Escambia	57
North Redington Beach, Pinellas	57
Orlando, Seminole	57
Felda, Hendry	55
Miami, Unknown	54
Lake Suzy, Desoto	54
Missing, Pasco	53
Ona, Hardee	53
Micco, Brevard	53
Missing, Duval	53
Missing, Santa Rosa	53
Treasure Island, Pinellas	52
Missing, Lake	52
Walnut Hill, Escambia	51
Orlando, Dade	51
Northdale, Hillsborough	51
Heathrow, Seminole	51
Miami Springs, Dade	51
Singer Island, Palm Beach	51
Okahumpka, Lake	50
Palm Beach Shores, Palm Beach	49
Salt Springs, Marion	49
Aloma, Orange	49
Miromar Lakes, Lee	47
Cinco Bayou, Okaloosa	47
Town N Country, Hillsborough	47
Duette, Manatee	46
University Of Tampa, Hillsborough	46
Enterprise, Volusia	46
Highland City, Polk	45

COVID-19: characteristics of 1,905,185 Florida resident cases

Data through Mar 5, 2021 verified as of Mar 6, 2021 at 09:25 AM

Data in this report are provisional and subject to change.

The table below includes the cities and counties of residence for cases in Florida residents based on the patient's ZIP Code. Note that city is not always received as part of the initial notification and may be missing while the case is being investigated.

City and county	Cases
Waverly, Polk	44
Missing, Palm Beach	44
Intercession City, Osceola	44
Sewalls Point, Martin	44
Florence Villa, Polk	44
Eaton Park, Polk	43
Terra Ceia, Manatee	43
Orlando, Osceola	43
Gulf Breeze, Escambia	43
Manalapan, Palm Beach	42
Village Of Wellington, Palm Beach	41
Kenansville, Osceola	41
Key Colony Beach, Monroe	40
Saint Johns, Duval	40
Green Acres, Palm Beach	40
Ebro, Washington	40
Lacoochee, Pasco	39
Orlando, Broward	39
Bayonet Point, Pasco	38
Florida International Univ, Dade	38
Florida A And M University, Leon	37
Ponte Vedra, Duval	37
Orlando, Volusia	37
Village Wellington, Palm Beach	37
Naranja, Dade	37
Orlando, Polk	35
Hialeah Gardens, Dade	35
Highland Beach, Palm Beach	34
Flemington, Marion	34
Pasadena, Pinellas	34
Cortez, Manatee	33
Palm Shores, Brevard	33
Tice, Lee	33
Homeland, Polk	32
Bay Pines, Pinellas	32
Missing, Broward	32
Bagdad, Santa Rosa	32
Dowling Park, Suwannee	32
Bonaventure, Broward	32
Missing, Sumter	32
Lakeshore, Polk	31
Lulu, Columbia	31
Venus, Highlands	31
Miami Shores, Dade	31
Missing, Hillsborough	31
Davenport, Osceola	30
Penney Farms, Clay	30
Siesta Key, Sarasota	30
Eloise, Polk	30
Nocatee, Desoto	29
Stetson University, Volusia	29
Orlando, Hillsborough	29
Mcintosh, Marion	29
Miami, Broward	29
Missing, Seminole	29
North Bay Village, Dade	29
Hallandle Beach, Broward	29
Bonita Springs, Collier	29
Lealman, Pinellas	29

COVID-19: characteristics of 1,905,185 Florida resident cases

Data through Mar 5, 2021 verified as of Mar 6, 2021 at 09:25 AM

Data in this report are provisional and subject to change.

The table below includes the cities and counties of residence for cases in Florida residents based on the patient's ZIP Code. Note that city is not always received as part of the initial notification and may be missing while the case is being investigated.

City and county	Cases
Horseshoe Beach, Dixie	28
Bayshore Gardens, Manatee	28
Pensacola Beach, Santa Rosa	28
Jupiter, Martin	28
South Palm Beach, Palm Beach	28
Univ Of FI Student Dorms, Alachua	28
Poinciana, Osceola	27
Saint Marks, Wakulla	27
Kinard, Calhoun	27
Florida State, Leon	27
Caryville, Holmes	27
Chokoloskee, Collier	26
City Of Westlake, Palm Beach	26
Alturas, Polk	26
Palmdale, Glades	26
Little Torch Key, Monroe	26
Pine Hills, Orange	26
Homosassa Springs, Citrus	26
Indian Lake Estates, Polk	25
Missing, Monroe	25
Tangerine, Orange	25
Wekiva Springs, Seminole	25
South Miami Heights, Dade	25
Labelle, Glades	24
Hawthorne, Putnam	24
Fort Lauderdale, Dade	24
Santa Fe, Alachua	24
Missing, Escambia	24
Earleton, Alachua	24
Goulds, Dade	23
Westchase, Hillsborough	23
New Smyrna, Volusia	23
Archer, Levy	23
Pembroke Park, Broward	23
Bradley, Polk	23
Long Key, Monroe	23
Citrus Ridge, Indian River	22
Sparr, Marion	22
Sydney, Hillsborough	22
Florida Dept Of Corrections, Union	22
Paxton, Walton	22
Wausau, Washington	22
Yankeetown, Levy	22
Kissimmee, Orange	22
La Crosse, Alachua	22
Ridge Manor, Pasco	22
Balm, Hillsborough	22
Sugarloaf Key, Monroe	22
Tioga, Alachua	22
Orange Lake, Marion	22
Wabasso, Indian River	21
Perdido Key, Escambia	21
Plymouth, Orange	21
Bonifay, Washington	21
Bostwick, Putnam	21
Loughman, Polk	21
Everglades City, Collier	21
Westlake, Palm Beach	20
Indian River Shores, Indian River	20

COVID-19: characteristics of 1,905,185 Florida resident cases

Data through Mar 5, 2021 verified as of Mar 6, 2021 at 09:25 AM

Data in this report are provisional and subject to change.

The table below includes the cities and counties of residence for cases in Florida residents based on the patient's ZIP Code. Note that city is not always received as part of the initial notification and may be missing while the case is being investigated.

City and county	Cases
Missing, Manatee	20
Florida International University, Dade	20
Pine Castle, Orange	20
Branford, Lafayette	20
Missing, Citrus	20
Sun City, Hillsborough	19
Babcock Ranch, Lee	19
Mexico Beach, Gulf	19
Wildlight, Nassau	19
Crystal Springs, Pasco	19
Redington Shores, Pinellas	19
Missing, Okaloosa	19
Laud-By-The-Sea, Broward	19
Lowell, Marion	19
Mango, Hillsborough	19
Parker, Bay	19
Missing, Indian River	19
Hollywood, Dade	18
Candler, Marion	18
Jensen Beach, St. Lucie	18
Orlando, Palm Beach	18
Fort Ogden, Desoto	18
Goodland, Collier	18
Nichols, Polk	17
Nalcrest, Polk	17
Maxville, Duval	17
Champions Gate, Polk	17
Missing, Brevard	17
Graceville, Holmes	17
Jacksonville, Unknown	16
West Panama City Beach, Bay	16
Missing, Collier	16
Trenton, Levy	16
Forest City, Orange	16
Orlando, Pinellas	16
High Springs, Gilchrist	16
Gulf Hammock, Levy	16
Shady Hills, Pasco	16
Suwannee, Dixie	16
Union Park, Orange	16
Gulf Stream, Palm Beach	16
Webster, Hernando	15
Tallevast, Manatee	15
Lakewood Ranch, Sarasota	15
Hernando Beach, Hernando	15
Hutchinson Island, St. Lucie	15
White Springs, Columbia	15
Otter Creek, Levy	15
Woodville, Leon	15
Lake City, Suwannee	15
Wewahitchka, Calhoun	15
Golden Oak, Orange	15
Lake Buena Vista, Orange	15
Ramrod Key, Monroe	14
Saint Lucie West, St. Lucie	14
Brooksville, Pasco	14
Winter Garden, Lake	14
Murdock, Charlotte	14
Copeland, Collier	14

COVID-19: characteristics of 1,905,185 Florida resident cases

Data through Mar 5, 2021 verified as of Mar 6, 2021 at 09:25 AM

Data in this report are provisional and subject to change.

The table below includes the cities and counties of residence for cases in Florida residents based on the patient's ZIP Code. Note that city is not always received as part of the initial notification and may be missing while the case is being investigated.

City and county	Cases
Village Of Palmetto Bay, Dade	14
Missing, Bay	14
Mount Dora, Orange	14
Laurel Hill, Walton	14
Wahneta, Polk	13
Graham, Bradford	13
Missing, Martin	13
Braden River, Manatee	13
Kingsley Lake, Bradford	13
Gonzalez, Escambia	13
Orlando, Brevard	13
Saint George Island, Franklin	13
Trilby, Pasco	13
Daytona Beach Shores, Volusia	13
Hialeah, Unknown	13
Belleair Bluffs, Pinellas	13
Lake Monroe, Seminole	13
Orlando, Lake	13
Johns Pass Village, Pinellas	13
Buckingham, Lee	13
Watersound, Walton	13
Orlando, Unknown	12
Choctaw Beach, Okaloosa	12
Fort Charlotte, Charlotte	12
Unknown, Dade	12
Long Boat Key, Manatee	12
Steinhatchee, Dixie	12
Florida State Univ Admin, Leon	12
Pensacola Beach, Escambia	12
Rosemary Beach, Walton	12
Holder, Citrus	12
Mount Plymouth, Lake	12
Missing, Putnam	12
Roseland, Indian River	12
Durant, Hillsborough	12
Citrus Hills, Citrus	11
Orlando, Leon	11
Missing, Unknown	11
Greenville, Taylor	11
Indian Creek Village, Dade	11
Naples, Lee	11
Deer Island, Lake	11
East Lake, Marion	11
Alys Beach, Bay	11
Deerfield Beach, Palm Beach	11
Eau Gallie, Brevard	11
Captiva, Lee	10
Lake Como, Putnam	10
Missing, Polk	10
University Park, Manatee	10
Grandin, Putnam	10
Gibsonia, Polk	10
Redington Beach, Pinellas	10
Telogia, Liberty	10
Babcock Ranch, Charlotte	10
Ozona, Pinellas	10
Missing, Nassau	10
Los Angeles, Dade	10
Hillsboro Beach, Broward	10

COVID-19: characteristics of 1,905,185 Florida resident cases

Data through Mar 5, 2021 verified as of Mar 6, 2021 at 09:25 AM

Data in this report are provisional and subject to change.

The table below includes the cities and counties of residence for cases in Florida residents based on the patient's ZIP Code. Note that city is not always received as part of the initial notification and may be missing while the case is being investigated.

City and county	Cases
Passport, Unknown	10
Seacrest, Walton	10
Orlando, Duval	10
Dade City, Hernando	10
Leisure City, Dade	10
Grant Valkaria, Brevard	9
Briny Breezes, Palm Beach	9
Nobleton, Hernando	9
Perrine, Dade	9
Saint Augustine, Duval	9
West Delray Beach, Palm Beach	9
Elfers, Pasco	9
Fanning Springs, Gilchrist	9
Day, Lafayette	9
Lloyd, Jefferson	9
Lamont, Madison	9
Forest City, Seminole	9
Haines Creek, Lake	9
Cypress, Jackson	9
Boca Raton, Broward	9
Rubonia, Manatee	9
Umatilla, Marion	9
Palma Sola, Manatee	9
Sea Ranch Lakes, Broward	9
Missing, Taylor	9
Innovation, Pasco	9
Cottdale, Washington	9
Beverly Beach, Flagler	9
White City, Gulf	8
Worthington Springs, Union	8
Pine Ridge, Citrus	8
Seybold, Dade	8
Palm City, St. Lucie	8
Putnam Hall, Putnam	8
Fairfield, Marion	8
Cross Creek, Alachua	8
Fort Walton Beach, Unknown	8
Ferndale, Lake	8
Barberville, Volusia	8
Jerome, Collier	8
Ponce De Leon, Walton	8
Missing, Clay	8
Goldenrod, Seminole	8
Evinston, Alachua	8
Virginia Gardens, Dade	8
Salem, Taylor	8
Orange Springs, Marion	8
Fernandina, Nassau	7
Port Saint John, Brevard	7
Orange Park, Duval	7
Basinger, Okeechobee	7
Missing, Flagler	7
University Of Central Fl, Hillsborough	7
Orlando, Pasco	7
Longboat Key, Sarasota	7
Keystone Heights, Bradford	7
Fort Lauderdale, Unknown	7
Miami Gardens, Broward	7
Indian Shores, Pinellas	7

COVID-19: characteristics of 1,905,185 Florida resident cases

Data through Mar 5, 2021 verified as of Mar 6, 2021 at 09:25 AM

Data in this report are provisional and subject to change.

The table below includes the cities and counties of residence for cases in Florida residents based on the patient's ZIP Code. Note that city is not always received as part of the initial notification and may be missing while the case is being investigated.

City and county	Cases
River Ranch, Polk	7
Niceville, Walton	7
Orlando, Alachua	7
Saint Augustine Beach, St. Johns	7
Switzerland, St. Johns	7
Maitland, Volusia	7
Aripeka, Pasco	7
Holt, Santa Rosa	7
Orlando, Flagler	6
Orlando, Marion	6
Sunny Hills, Washington	6
Valkaria, Brevard	6
Okeechobee, Glades	6
Quail Heights, Dade	6
Punta Gorda, Lee	6
Missing, Walton	6
Labelle, Lee	6
Maitland, Hillsborough	6
Winter Park, Polk	6
Winderemere, Orange	6
Grove City, Charlotte	6
Coco River, Collier	6
Eglin, Okaloosa	6
Glenwood, Volusia	6
Orchid, Indian River	6
Miccosukee, Leon	6
Pensacola, Unknown	6
Ybor City, Hillsborough	6
Morriston, Marion	6
Duck Key, Monroe	6
Newberry, Gilchrist	6
Mayport Naval Station, Duval	6
Lake Butler, Bradford	6
East Rockland Key, Monroe	6
Bradenton, Sarasota	6
Maitland, Osceola	6
Inglis, Citrus	6
Hollywood, Unknown	5
N/A, Unknown	5
Ocoee, Lake	5
Okeechobee, Martin	5
Orlando, Manatee	5
Wakulla Springs, Wakulla	5
Fort Lauderdale, Lee	5
Anastasia Island, St. Johns	5
Missing, Alachua	5
Miami Beach, Unknown	5
Point Washington, Walton	5
University Of Central FI, Martin	5
Williston, Marion	5
PSI, Unknown	5
San Carlos Park, Lee	5
Pompano Beach, Unknown	5
Bayou George, Bay	5
Boynton Beach, Broward	5
Miramar, Dade	5
Missing, Osceola	5
Miami Gardens, Unknown	5
Kissimmee, Unknown	5

COVID-19: characteristics of 1,905,185 Florida resident cases

Data through Mar 5, 2021 verified as of Mar 6, 2021 at 09:25 AM

Data in this report are provisional and subject to change.

The table below includes the cities and counties of residence for cases in Florida residents based on the patient's ZIP Code. Note that city is not always received as part of the initial notification and may be missing while the case is being investigated.

City and county	Cases
Jacksonville Naval Air Station, Duval	5
Fort Lauderdale, Palm Beach	5
Clarcona, Orange	5
Ebro, Bay	5
Bruce, Holmes	5
Hialeah, Broward	5
Westchester, Dade	5
Ocean Breeze, Martin	5
Port Salerno, Martin	5
Missing, Sarasota	5
Missing, Columbia	5
Missing, Highlands	5
Scottsmoor, Brevard	5
Pass, Unknown	5
Miami, Palm Beach	5
Stuart, St. Lucie	5
Shady Grove, Taylor	5
Missing, Leon	5
Missing, Hernando	5
Milton, Escambia	5
Inlet Beach, Bay	5
Mayport, Duval	5
Deland, Lake	5
Marina Del Rey, Dade	4
Greenville, Jefferson	4
Oklawaha, Marion	4
West Bradenton, Manatee	4
Port Charlotte, Unknown	4
Live Oak, Madison	4
Loxahatchee Groves, Palm Beach	4
Pensacola, Santa Rosa	4
Glen Ridge, Palm Beach	4
Coconut Creek, Palm Beach	4
Margate, Unknown	4
Melrose, Bradford	4
Mid Florida, Seminole	4
Highland Park, Polk	4
Los Angeles, Broward	4
Lamont, Taylor	4
Lazy Lake, Broward	4
Branford, Gilchrist	4
Cape Haze, Charlotte	4
Clewiston, Palm Beach	4
Conch Key, Monroe	4
Okeechobee, Osceola	4
Sandestin, Walton	4
Seacrest, Bay	4
Pompano Beach, Dade	4
Naples, Unknown	4
High Springs, Columbia	4
Hinsdale, Manatee	4
Bella Collina, Lake	4
Alys Beach, Walton	4
El Jobean, Charlotte	4
Weirsdale, Lake	4
Pompano Beach, Palm Beach	4
Oneco, Manatee	4
Indian Rock Beach, Pinellas	4
International Service Center, Dade	4

COVID-19: characteristics of 1,905,185 Florida resident cases

Data through Mar 5, 2021 verified as of Mar 6, 2021 at 09:25 AM

Data in this report are provisional and subject to change.

The table below includes the cities and counties of residence for cases in Florida residents based on the patient's ZIP Code. Note that city is not always received as part of the initial notification and may be missing while the case is being investigated.

City and county	Cases
Island Grove, Alachua	4
Bowling Green, Polk	4
Cypress Gardens, Polk	4
Crestview, Walton	3
Cross Key, Monroe	3
Cape San Blas, Gulf	3
Apopka, Lake	3
Mayport Naval Housing, Duval	3
Green Cove Springs, Duval	3
Fernandina Beach, Duval	3
Fpo, Duval	3
Monticello, Madison	3
Samoset, Manatee	3
San Fernando, Unknown	3
Vernon, Bay	3
Alford, Washington	3
Altamonte Springs, Orange	3
Jonesville, Alachua	3
Julington Creek, St. Johns	3
Jupiter Island, Martin	3
Mims, Volusia	3
Miramar, Unknown	3
Longwood, Unknown	3
Marco Island, Lee	3
Pembroke Pines, Unknown	3
Ocean Reef Club, Monroe	3
Vero Beach, St. Lucie	3
Sorrento, Orange	3
Stuart, Palm Beach	3
Chicago, Lee	3
Coraopolis, Citrus	3
Champions Gate, Osceola	3
Bristol, Calhoun	3
Jacksonville, Alachua	3
North Fort Myers, Charlotte	3
Land O Lakes, Hillsborough	3
Lady Lake, Marion	3
Fisher Island, Unknown	3
Jacksonville , Duval	3
Bay Harbor Islands, Unknown	3
Ft Pierce, St. Lucie	3
Westville, Walton	3
Wacissa, Jefferson	3
Sugarloaf, Monroe	3
Milligan, Okaloosa	3
Lake Worth, Broward	3
Jacksonville, Dade	3
Inverness, Polk	3
Pass, Dade	3
Vero Beach, Brevard	3
Brewton, Escambia	3
Apopka, Broward	3
Maitland, Polk	3
Lake Harbor, Palm Beach	3
Lanark Village, Franklin	3
Orem, Palm Beach	3
Pp, Dade	3
Pp, Unknown	3
Woodside, Broward	3

COVID-19: characteristics of 1,905,185 Florida resident cases

Data through Mar 5, 2021 verified as of Mar 6, 2021 at 09:25 AM

Data in this report are provisional and subject to change.

The table below includes the cities and counties of residence for cases in Florida residents based on the patient's ZIP Code. Note that city is not always received as part of the initial notification and may be missing while the case is being investigated.

City and county	Cases
Lynbrook, Broward	3
Miami, Orange	3
Lake Geneva, Clay	3
Lake City, Duval	3
Lakeland, Hillsborough	3
Immokalee, Lee	3
Hallandale Beach, Unknown	3
Fort Myers, Unknown	3
Bradington, Manatee	3
Blountstown, Liberty	3
Port Saint Lucie, Martin	3
Saint Petersburg, Hillsborough	3
Palm Coast, Volusia	3
Village Of Golf, Palm Beach	3
Wildwood, Marion	3
Saint Augusaintine Beach, St. Johns	3
Tampa Palms, Hillsborough	3
Tampa, Pinellas	3
Pineland, Lee	3
Winter Garden, Seminole	3
Tarpon Springs, Pasco	3
Jacksonville, Clay	3
Ludlam, Dade	3
Laurel, Sarasota	3
Clermont, Orange	3
Clermont, Polk	2
Bronx, Seminole	2
Doctors Inlet, Clay	2
Bonifay, Jackson	2
Bonnie, Sarasota	2
Lecanto, Marion	2
Lake Helen, Orange	2
Maitland, Leon	2
Melrose, Alachua	2
Fort Myers, Collier	2
Fort Pierce, Martin	2
West Palm Beach, Dade	2
Weston, Dade	2
Winter Park, Leon	2
Redland, Dade	2
Olustee, Baker	2
Orlando, Santa Rosa	2
Orlando, Charlotte	2
Palm Springs North, Dade	2
Miami Shores, Broward	2
Seven Springs, Pasco	2
Upper Key Largo, Monroe	2
University Of Central Florida, Brevard	2
West Palm Beach, Broward	2
West Villages, Sarasota	2
Zellwood, Lake	2
Phoenix, Lake	2
Mount Pleasant, Gadsden	2
None, Dade	2
Navarre, Okaloosa	2
Blountstown, Jackson	2
Alligator Point, Franklin	2
Coconut Creek, Unknown	2
Crawfordville, Leon	2

COVID-19: characteristics of 1,905,185 Florida resident cases

Data through Mar 5, 2021 verified as of Mar 6, 2021 at 09:25 AM

Data in this report are provisional and subject to change.

The table below includes the cities and counties of residence for cases in Florida residents based on the patient's ZIP Code. Note that city is not always received as part of the initial notification and may be missing while the case is being investigated.

City and county	Cases
Eatonville, Lake	2
Hallandale Beach, Dade	2
Lawtey, Union	2
Lutz, Pinellas	2
Los Angeles, Okaloosa	2
Wekiwa Springs, Seminole	2
Wimauma, Manatee	2
University Of Central Florida, Palm Beach	2
University Of Central Florida, Pinellas	2
Provo, Broward	2
Portland, Unknown	2
Sumatra, Liberty	2
Maitland, Lake	2
Hialeah Lakes, Dade	2
Hialeah, Orange	2
Moore Haven, Hendry	2
Naples, Broward	2
Cassadaga, Volusia	2
Fort Walton Beach, Walton	2
Duke Field Air Force Station, Okaloosa	2
Dunnellon, Levy	2
University Of Central Florida, Broward	2
Ridge Manor Estates, Sumter	2
Saint Teresa, Wakulla	2
Miamt, Dade	2
Ocala, Unknown	2
Orlando, Okaloosa	2
Madison, Unknown	2
Maitland, Pasco	2
Florida Power & Light Co, Dade	2
Amelia City, Nassau	2
Apopka, Unknown	2
Alligator Point, Wakulla	2
Chipley, Jackson	2
Red Bay, Holmes	2
Saint Marys, Nassau	2
Pembroke Lakes, Broward	2
Port Saint Lucie, Palm Beach	2
Tampa, Unknown	2
Sutton, Pasco	2
Windermere, Lake	2
Fort Lauderdale, Alachua	2
Deerfield Beach, Unknown	2
Doral, Unknown	2
Brooklyn, Broward	2
Cross City, Taylor	2
Carl Fisher, Dade	2
Jupiter, Dade	2
Homeless, Hillsborough	2
Lakeland, Unknown	2
Micanopy, Marion	2
Melrose, Clay	2
Mesa, Unknown	2
Marina Del Rey, Broward	2
Longview, Dade	2
Jacksonville, Nassau	2
Jacksonville Naval Hospital, Duval	2
Hosford, Calhoun	2
Aventura, Broward	2

COVID-19: characteristics of 1,905,185 Florida resident cases

Data through Mar 5, 2021 verified as of Mar 6, 2021 at 09:25 AM

Data in this report are provisional and subject to change.

The table below includes the cities and counties of residence for cases in Florida residents based on the patient's ZIP Code. Note that city is not always received as part of the initial notification and may be missing while the case is being investigated.

City and county	Cases
000000, Unknown	2
Dfafs, Okaloosa	2
Summerfield, Unknown	2
Tampa, Hernando	2
Sharpes, Brevard	2
Sebring, Desoto	2
Saint Lucie Village, St. Lucie	2
Ormond Beach, Flagler	2
Noma, Holmes	2
Orlando, Lee	2
Panama City, Unknown	2
Pembroke Pines, Dade	2
Vero Beach, Unknown	2
Wauchula, Desoto	2
Yeehaw, Okeechobee	2
Venice, Dade	2
West Palm Beach, Unknown	2
Windermere, Hillsborough	2
Winter Park, Volusia	2
Winter Springs, Orange	2
Okeechobee, Highlands	2
Orlando, Escambia	2
Pompano Beach, Osceola	2
Port Charlotte, Lee	2
Port St. Lucie, St. Lucie	2
Sand Lake, Orange	2
University Of Central Fl, Seminole	2
Union, Manatee	2
Miami, Martin	2
Marathon Shores, Monroe	2
New Port Richey, Hillsborough	2
Jena, Taylor	2
Labelle, Collier	2
Lauderhill, Unknown	2
Long Beach, Orange	2
At Large, Broward	2
Bonnie, Dade	2
Boys Ranch, Suwannee	2
Fort Pierce, Brevard	2
Graceville, Unknown	2
Eatonville, Polk	2
Delray Beach, Broward	2
Tampa, Broward	2
Tarpon Springs, Hillsborough	2
Seguin, Unknown	2
Sarasota, Unknown	2
Sunrise, Unknown	2
Port Canaveral, Brevard	2
Plantation Key, Monroe	2
Orlando, Collier	2
Orlando, St. Lucie	2
Oakland Park, Unknown	2
Marysville, Dade	2
Callahan, Duval	2
Dade City, Unknown	2
Cibolo, Orange	2
Claysville, Hernando	2
Crescent Beach, Sarasota	2
Defuniak Springs, Okaloosa	2

COVID-19: characteristics of 1,905,185 Florida resident cases

Data through Mar 5, 2021 verified as of Mar 6, 2021 at 09:25 AM

Data in this report are provisional and subject to change.

The table below includes the cities and counties of residence for cases in Florida residents based on the patient's ZIP Code. Note that city is not always received as part of the initial notification and may be missing while the case is being investigated.

City and county	Cases
Defuniak Springs, Unknown	2
Dona Vista, Lake	1
East Setauket, Palm Beach	1
El Dorado, Palm Beach	1
FI State Univ Student, Leon	1
Fleming Island, Duval	1
Fellsmere, Brevard	1
Crestview, Broward	1
Clearwater, Leon	1
Charlotte, Alachua	1
Dalecity, Okaloosa	1
Daytona Beach, Orange	1
Deerfield Beach, Polk	1
Crystal River, Marion	1
Crystal River, Unknown	1
Canton, Duval	1
Cantonment, Santa Rosa	1
Cape Coral, Unknown	1
Brooklyn, Polk	1
Bryceville, Duval	1
Bradenton, Lee	1
Boca Raton, Dade	1
Boca Raton, Madison	1
Bogota, Unknown	1
Bal Harbour, Broward	1
Atlanta, Walton	1
Attalla, Broward	1
Auburn, Palm Beach	1
Autaugaville, Broward	1
Apopka, Volusia	1
Alachua, Suwannee	1
Alafaya, Broward	1
Alafaya, Pinellas	1
Lake Clarke Shores, Palm Beach	1
Lake Forest, Collier	1
Merrick, Palm Beach	1
Metter, Manatee	1
Miami, Osceola	1
Miamiardens, Unknown	1
Miamksaohes, Dade	1
Jacksonville, Baker	1
Jacksonville, Marion	1
Irmo, Unknown	1
Key West, Palm Beach	1
Kilgore, Dade	1
Jupiter Inlet, Palm Beach	1
Jzx, Unknown	1
Land O Lakes, Unknown	1
Lawton, Okaloosa	1
Levittown, Palm Beach	1
Lima, Manatee	1
Lima, Volusia	1
Macclenny, Dixie	1
Madison, Jefferson	1
Maitland, Collier	1
Florida City, Unknown	1
Fort Lauderdale, Collier	1
Gainesville, Levy	1
Glen Cove, Unknown	1

COVID-19: characteristics of 1,905,185 Florida resident cases

Data through Mar 5, 2021 verified as of Mar 6, 2021 at 09:25 AM

Data in this report are provisional and subject to change.

The table below includes the cities and counties of residence for cases in Florida residents based on the patient's ZIP Code. Note that city is not always received as part of the initial notification and may be missing while the case is being investigated.

City and county	Cases
Glen Saint Mary, Duval	1
Golden Oak, Hillsborough	1
Immokalee, Walton	1
Greensboro, Leon	1
Ocala, Duval	1
Orem, Dade	1
Orlando, Citrus	1
Okeechobi, Unknown	1
North Porte, Unknown	1
Notrealville, Polk	1
Monument, Broward	1
Mokena, Lee	1
Miami Dade, Unknown	1
Myrtle Beach, Broward	1
Morrisville, Palm Beach	1
North Brunswick, St. Lucie	1
North Grafton, Dade	1
North Lauderdale, Unknown	1
Orlando, Walton	1
Oviedo, Lake	1
Orlando, Gadsden	1
Orlando, Hernando	1
Orlando, St. Johns	1
Plantation, Leon	1
Pooler, Broward	1
Pensacola, Dade	1
Panomo City, Bay	1
Parrish, Sarasota	1
Rye, Palm Beach	1
San Marcos, Unknown	1
Ridgewood, Lee	1
Roayl Palm Beach, Palm Beach	1
Roseville, Broward	1
Port St. Lucie, Unknown	1
Punta Gorda, Sarasota	1
Putnam, Putnam	1
Surprise, Unknown	1
Syracuse, Unknown	1
St Cloud, Orange	1
St Helena Is, Dade	1
Saint Petersburg, Bay	1
Twentynine Palms, Broward	1
Venezuela, Unknown	1
Vernon, Walton	1
Waukesha, Volusia	1
West Miami, Unknown	1
Wimaumna, Hillsborough	1
Windermere, Alachua	1
Winfield, Hillsborough	1
Winter Garden, Unknown	1
Winter Park, Brevard	1
Winter Park, Unknown	1
Whippany, Volusia	1
Xifamk, Dade	1
Denton, Broward	1
Destin, Bay	1
Clearwater, Hillsborough	1
Coal City, Pasco	1
Crescent City, Marion	1

COVID-19: characteristics of 1,905,185 Florida resident cases

Data through Mar 5, 2021 verified as of Mar 6, 2021 at 09:25 AM

Data in this report are provisional and subject to change.

The table below includes the cities and counties of residence for cases in Florida residents based on the patient's ZIP Code. Note that city is not always received as part of the initial notification and may be missing while the case is being investigated.

City and county	Cases
Crestview, Unknown	1
Commerce Township, Manatee	1
Coral Gables , Dade	1
Crawfordville, Alachua	1
Eureka, Flagler	1
Evansville, Citrus	1
Fort Worth, Broward	1
Franklin, Orange	1
Frostproof, Highlands	1
Gainesville, Palm Beach	1
Gainesville, Santa Rosa	1
Brownsville, Escambia	1
Bonnie, St. Johns	1
Belleair Bluffs, Unknown	1
Celebration, Orange	1
Chicago, Broward	1
Choctaw Beach, Unknown	1
Austin, Dade	1
Apo, Collier	1
Big Torch Key, Monroe	1
Black, Holmes	1
Boca Raton, Lee	1
Bonifay, Unknown	1
8852 Teacher Ln, Pasco	1
Addison, Pasco	1
Apopka, Citrus	1
Apopka, Hillsborough	1
Arabi, Orange	1
Litchfield Park, Monroe	1
Littleton, St. Johns	1
Lake Worth, Unknown	1
Lake In The Hills, Broward	1
Indianapolis, Lee	1
Jupiter, Pinellas	1
Kansas City, Palm Beach	1
Gwynn Oak, Polk	1
Newaygo, Charlotte	1
New Canaan, Dade	1
Na, Dade	1
Naples, Leon	1
Melbourne, Volusia	1
Mattoon, Lee	1
Milford, Bay	1
Milford, Unknown	1
Marianna, Leon	1
Marianna, Washington	1
Mary Esther, Hillsborough	1
Los Angeles, Orange	1
Maitland, Palm Beach	1
Tavares, Unknown	1
Temple, Palm Beach	1
Surfside Beach, Orange	1
Tampa, Duval	1
Summerdale, Escambia	1
Sun City Center, Lee	1
Saint Charles, Orange	1
St Peterburg, Orange	1
Stiamk, Dade	1
Scottsdale, Brevard	1

COVID-19: characteristics of 1,905,185 Florida resident cases

Data through Mar 5, 2021 verified as of Mar 6, 2021 at 09:25 AM

Data in this report are provisional and subject to change.

The table below includes the cities and counties of residence for cases in Florida residents based on the patient's ZIP Code. Note that city is not always received as part of the initial notification and may be missing while the case is being investigated.

City and county	Cases
Scottsdale, Palm Beach	1
Roswell, Bay	1
Ruskin, Dade	1
Ruskin, Manatee	1
Saint Petersburg, Duval	1
Saint Petersburg, Manatee	1
Port Saint Lucie, Marion	1
Port St Luice, Unknown	1
Pensacola Naval Hospital, Escambia	1
Plymouth, Pasco	1
Pass-A-Grille, Pinellas	1
Oviedo, Orange	1
Pace, Escambia	1
Painted Post, Pasco	1
Palatka, Marion	1
Okeechobee, Unknown	1
North Port, Charlotte	1
Winter Springs, Polk	1
Youngstown, Washington	1
Winnetka, Dade	1
Winter Garden, Osceola	1
Winter Haven, Osceola	1
Winter Park, Duval	1
Winter Park, Palm Beach	1
Weston, Unknown	1
Wildwood, Lee	1
West Hollywood, Broward	1
Wakefield, Broward	1
Waverly, Duval	1
Unknown, Duval	1
Upland, Manatee	1
Wabasha, Clay	1
Windermere, Volusia	1
Wtixrat, Dade	1
Westlake Village, Unknown	1
White Plains, Broward	1
Whites Creek, Leon	1
Watersound, Bay	1
University Of Central Florida, Lee	1
Unk, Duval	1
Ventura, Orange	1
Pembroke Pines, Orange	1
Pensacola, Sumter	1
Perth Amboy, Hillsborough	1
Puerto Rico, Unknown	1
Punta Gorda, Unknown	1
Randolph, Orange	1
Rivera Beach, Palm Beach	1
Port Orange, Brevard	1
Powell, Lee	1
Orlando, Jackson	1
Paducah, Manatee	1
Palm Coast, Unknown	1
Oldsrav, Manatee	1
Newberry, Levy	1
Saint Petersburg, Charlotte	1
Saint Augustine, Flagler	1
Seffenner, Hillsborough	1
Seminole, Lee	1

COVID-19: characteristics of 1,905,185 Florida resident cases

Data through Mar 5, 2021 verified as of Mar 6, 2021 at 09:25 AM

Data in this report are provisional and subject to change.

The table below includes the cities and counties of residence for cases in Florida residents based on the patient's ZIP Code. Note that city is not always received as part of the initial notification and may be missing while the case is being investigated.

City and county	Cases
Sunrtise, Dade	1
Tallahassee, Madison	1
Trenton, Dixie	1
Unknown, Unknown	1
Toms River, Lee	1
Tourist, Dade	1
Stratford, Broward	1
Crossings, Unknown	1
Davenport, Lake	1
Davie, Unknown	1
Dayton, Orange	1
Edgewood, Broward	1
Elkton, Putnam	1
Chesterfield, Broward	1
Carteret, Polk	1
Cincinnati, Dade	1
Connellsville, Highlands	1
Armstrong, St. Johns	1
Atl, Brevard	1
Alva, Escambia	1
Andalusia, Escambia	1
Arcadia, Highlands	1
Baker, Santa Rosa	1
Belleville, Palm Beach	1
Belmont, Santa Rosa	1
Blountstown, Broward	1
Bronson, Alachua	1
Brooker, Alachua	1
Bradenton, Clay	1
Brandon, Pinellas	1
Bonita, Lee	1
Bocaraten, Palm Beach	1
Hudson, Pinellas	1
Hoosick Falls, Broward	1
Indian Rock Beach, Palm Beach	1
Interlachen, Duval	1
Kure Beach, Monroe	1
Lakeland, Palm Beach	1
Floral, Okaloosa	1
Forestville, Volusia	1
Gibson, Unknown	1
Gainesville, Okaloosa	1
Gainesville, Unknown	1
Greenbrier, Bay	1
Groveland, Orange	1
Hialeahgardens, Dade	1
Hiram, Leon	1
Longwood, Broward	1
Lucedale, St. Lucie	1
Mayaguez, Dade	1
Macclenny, Duval	1
Mantua, Broward	1
Middletown, Osceola	1
North Laud, Unknown	1
Ocala, Citrus	1
Ocoee, Unknown	1
Odessa, Dade	1
New Vernon, Palm Beach	1
Monroe, Hillsborough	1

COVID-19: characteristics of 1,905,185 Florida resident cases

Data through Mar 5, 2021 verified as of Mar 6, 2021 at 09:25 AM

Data in this report are provisional and subject to change.

The table below includes the cities and counties of residence for cases in Florida residents based on the patient's ZIP Code. Note that city is not always received as part of the initial notification and may be missing while the case is being investigated.

City and county	Cases
Missing, Gilchrist	1
Mckinney, Broward	1
Miamc, Dade	1
Matawan, Palm Beach	1
Missing, Okeechobee	1
Monroe Township, Palm Beach	1
Moore Haven, Okeechobee	1
Morrisville, Unknown	1
Longwood, Volusia	1
Ldhl, Broward	1
Lincoln, St. Lucie	1
Little Neck, Lee	1
Lake Butler, Alachua	1
Knoxville, Bay	1
Las Vegas, Palm Beach	1
Homeless, Monroe	1
Homeless, Pinellas	1
Howell, Dade	1
Hudson, Hernando	1
Hoclywsod, Dade	1
Holiday, Pinellas	1
Indian Rocks Beach, Duval	1
Indiantown, Palm Beach	1
Inglewood, Sarasota	1
Inverness, Marion	1
Inwood, Broward	1
Irvine, Marion	1
Istachatta, Hernando	1
Jupiter, St. Lucie	1
Kenilworth, Leon	1
Jacksonville, Orange	1
Jefferson, Dade	1
Jonesboro, Leon	1
Kingsland, Nassau	1
Key West, Duval	1
Keys West, Unknown	1
Carmel, Orange	1
Cedar Springs, Hernando	1
Chicago, Unknown	1
Coconut Ck, Unknown	1
Dallas, Hernando	1
Dayton, Lake	1
Daytona Beach, Pinellas	1
Dearborn, Broward	1
Deer Park, Dade	1
Brooklyn, Dade	1
Brooklyn, Lee	1
Caracas, Dade	1
Bonnie, Broward	1
Boston, Broward	1
Bel Air, Collier	1
O, Manatee	1
Alachua, Duval	1
Alpharetta, Broward	1
Apopka, Clay	1
Asheville, Highlands	1
Astoria, Broward	1
Atmore, Escambia	1
Bartow, Hardee	1

COVID-19: characteristics of 1,905,185 Florida resident cases

Data through Mar 5, 2021 verified as of Mar 6, 2021 at 09:25 AM

Data in this report are provisional and subject to change.

The table below includes the cities and counties of residence for cases in Florida residents based on the patient's ZIP Code. Note that city is not always received as part of the initial notification and may be missing while the case is being investigated.

City and county	Cases
Downingtown, Broward	1
Downingtown, Hillsborough	1
Dpo, Santa Rosa	1
Dunedin, Unknown	1
Deerfield, Dade	1
Deland, Seminole	1
Deltona, Seminole	1
Fort Lauderdale, Leon	1
Fort Myers, Sarasota	1
Fort Pierce, Palm Beach	1
Fort White, Clay	1
East Palatka, Hillsborough	1
Eastpoint, Leon	1
Garden City, Alachua	1
Gaylord, Orange	1
Gotcha, Orange	1
Greensburg, Palm Beach	1
Erie, Monroe	1
Hallandale, Unknown	1
Haines City, Osceola	1
Hernando, Marion	1
Hialeah, Collier	1
Helen, Bay	1
Winter Garden, Duval	1
Woodbine, Nassau	1
West Aplm Beach, Palm Beach	1
West Yarmouth, St. Lucie	1
Venetian Islands, Dade	1
Yulee, St. Johns	1
Zephyrhills, Hillsborough	1
Syracuse, Polk	1
Tallahassee, Dade	1
Tamarac, Dade	1
Sunbright, Palm Beach	1
Tavares, Orange	1
Tequesta, Martin	1
Topsham, Manatee	1
Town Of Nocatee, St. Johns	1
Troy, Manatee	1
Unkn, Duval	1
Waipahu, Santa Rosa	1
Ward, Polk	1
Wellborn, Columbia	1
Prattville, Hillsborough	1
Prestonsburg, Bay	1
Quincy, Jackson	1
Rapid City, Broward	1
Russellville, Bay	1
Sagamore Beach, Charlotte	1
Saint Cloud, Palm Beach	1
Petersburg, Manatee	1
Piasa, Putnam	1
Saint Joseph, Volusia	1
San Antonio, Orange	1
Sanford, Unknown	1
Seminole, Leon	1
Suitland, Volusia	1
Shalimar, Unknown	1
Shirley, Flagler	1

COVID-19: characteristics of 1,905,185 Florida resident cases

Data through Mar 5, 2021 verified as of Mar 6, 2021 at 09:25 AM

Data in this report are provisional and subject to change.

The table below includes the cities and counties of residence for cases in Florida residents based on the patient's ZIP Code. Note that city is not always received as part of the initial notification and may be missing while the case is being investigated.

City and county	Cases
Oldsmar, Hillsborough	1
Olean, Alachua	1
North Palm Beach, Orange	1
Northport, Sarasota	1
Oakland, Lee	1
Milford, Lee	1
Myakka City, Sarasota	1
New Middletown, Hillsborough	1
New Port Richey, Pinellas	1
New Port Richey, Unknown	1
Newberry, Marion	1
Orlo Vista, Orange	1
Other, Dade	1
Palm Beach Gardens, Unknown	1
Palmetto Bay, Palm Beach	1
Palmetto, Pasco	1
Parma, Manatee	1
Pass-A-Grille Beach, Pinellas	1
Chipley, Holmes	1
Daniel Island, Bay	1
Colorado Springs, Unknown	1
Conifer, Lee	1
El Paso, Unknown	1
Fairless Hills, Broward	1
Everett, Dade	1
Destin, Unknown	1
Diamond, Highlands	1
Dunellen, Dade	1
Eatonville, Seminole	1
Altamonte, Orange	1
Alva, Collier	1
333, Unknown	1
Allentown, Putnam	1
Apple Creek, Citrus	1
Amelia Village, Nassau	1
Barefoot Beach, Lee	1
Battle Creek, Manatee	1
Avon, Manatee	1
Aventura, Osceola	1
Bryn Mawr, Palm Beach	1
Burkeville, Brevard	1
Camden Wyoming, Duval	1
Chattanooga, Dade	1
Bear Grass, Palm Beach	1
Azalea Park, Osceola	1
Boca Raton,, Palm Beach	1
Boston, Dade	1
Brewster, Volusia	1
Hallandate Ben, Unknown	1
Havana, Leon	1
Fort Denaud, Glades	1
Fort Meyers, Lee	1
FI State Lot, Leon	1
Fortlauderdale, Unknown	1
Fortwalton Beach, Okaloosa	1
Ft Pierce, Unknown	1
Garland, Orange	1
Hickory, Lee	1
Homeless, Dade	1

COVID-19: characteristics of 1,905,185 Florida resident cases

Data through Mar 5, 2021 verified as of Mar 6, 2021 at 09:25 AM

Data in this report are provisional and subject to change.

The table below includes the cities and counties of residence for cases in Florida residents based on the patient's ZIP Code. Note that city is not always received as part of the initial notification and may be missing while the case is being investigated.

City and county	Cases
Homer, Escambia	1
Hilliard, Unknown	1
Longwood, Orange	1
Lehigh Cares, Lee	1
Live Oak, Columbia	1
Loganville, Orange	1
Jeffersonville, Broward	1
Lapeer, Manatee	1
Lauderdale Hill, Unknown	1
Knoxville, Escambia	1
Lake Mary, Lake	1
Old Town, Gilchrist	1
Opa Locka, Polk	1
Orem, Sarasota	1
Orem, Unknown	1
Ocean City, Broward	1
North Miami, Broward	1
Middleburg, Duval	1
Midland, Osceola	1
Missing, Wakulla	1
Monterey, Broward	1
Mumford, Manatee	1
N/A, Duval	1
Naples, Alachua	1
Miami, Charlotte	1
Miamii, Dade	1
Miami Garden, Unknown	1
San Antonio, Dade	1
San Diego, Unknown	1
Republic, Monroe	1
Richmond, Palm Beach	1
Russellville, Hillsborough	1
Saint Augustine, Okaloosa	1
Ridgewood, Broward	1
Riverview, Manatee	1
Roseland, Palm Beach	1
Porter Ranch, Dade	1
Raiford, Bradford	1
Ponte Vedra Beach, Orange	1
Port Orange , Volusia	1
Port Saint Lucie, Indian River	1
Plant City, Unknown	1
Pompano Beach, Alachua	1
Palm City, Unknown	1
Oviedo, Leon	1
University Of Central Florida, Hillsborough	1
Westerville, Hillsborough	1
Wilbur By The Sea, Volusia	1
Willowbrook, Lee	1
Village Of Palm Springs, Palm Beach	1
Virginia Beach, Alachua	1
Webster, Pasco	1
Union City, Bradford	1
University Of Central FI, Pasco	1
Tampa, Escambia	1
Tampa, Manatee	1
Tangerine, Lake	1
Steinhatchee, Alachua	1
Sanford, Palm Beach	1

COVID-19: characteristics of 1,905,185 Florida resident cases

Data through Mar 5, 2021 verified as of Mar 6, 2021 at 09:25 AM

Data in this report are provisional and subject to change.

The table below includes the cities and counties of residence for cases in Florida residents based on the patient's ZIP Code. Note that city is not always received as part of the initial notification and may be missing while the case is being investigated.

City and county	Cases
Sebastian, Lake	1
Winston Salem, Unknown	1
Winter Garden, Hillsborough	1
Wilton Manors, Dade	1
Woodland Hills, Brevard	1
Youngstown, Calhoun	1
Yulee, Duval	1
Downers Grove, St. Lucie	1
Export, Palm Beach	1
Fdsf, Unknown	1
Felda, Palm Beach	1
Flagler Beach, Volusia	1
Flora, Lee	1
Fort Myers, Lake	1
Fresno, Pasco	1
Fruitland Park, Sumter	1
Fwb, Unknown	1
Gainesville, Marion	1
Gastonia, Polk	1
Clearwater, Highlands	1
Clermont, Unknown	1
Columbia, Orange	1
Coral Gables, Unknown	1
Coral Springs, Unknown	1
Cornelius, Leon	1
Crestview, Dade	1
Dade City, Polk	1
Dania, Unknown	1
Darien, Pasco	1
Arcadia, Charlotte	1
Aspen, Palm Beach	1
Atlanta, Broward	1
Aurburndale, Polk	1
Aventura, Unknown	1
Azalea Park, Sarasota	1
Bartow, Unknown	1
Biscayne Park, Broward	1
Boca Rotan, Unknown	1
Alpharetta, Alachua	1
Apalachicola, Leon	1
Brooksville, Columbia	1
Bryn Mawr, Collier	1
Canfield, Duval	1
Naugatuck, Lee	1
Myakka, Duval	1
Newport Beach, Palm Beach	1
North Little Rock, Palm Beach	1
New Vernon, Sarasota	1
New York, Broward	1
Northville, Broward	1
Ocala, Indian River	1
Ocoee, Broward	1
Missing, Baker	1
Middleburg, Unknown	1
Milford, Palm Beach	1
Milford, Polk	1
Minneapolis, Broward	1
Melbourne, Orange	1
Metter, Volusia	1

COVID-19: characteristics of 1,905,185 Florida resident cases

Data through Mar 5, 2021 verified as of Mar 6, 2021 at 09:25 AM

Data in this report are provisional and subject to change.

The table below includes the cities and counties of residence for cases in Florida residents based on the patient's ZIP Code. Note that city is not always received as part of the initial notification and may be missing while the case is being investigated.

City and county	Cases
Miami Beach, Palm Beach	1
Miami Granders, Dade	1
Hilliard, Dade	1
Hollywood, Leon	1
Holt, Unknown	1
Homestead, Monroe	1
Humble, Broward	1
Green, Clay	1
Greensburg, Orange	1
Greenville, Monroe	1
Gulf Shores, Escambia	1
Killarney, Orange	1
Knoxville, Duval	1
Havanna, Gadsden	1
Jan Phyl Village, Polk	1
Johns Island, Wakulla	1
Los Angeles, Polk	1
Maitland, Unknown	1
Mary Esther Rd, Okaloosa	1
Lakeland, Pasco	1
Lakewood, Unknown	1
Lake City, Volusia	1
Sumter Ville, Unknown	1
Tallahassee, Escambia	1
Springhill, Unknown	1
Stockbridge, Leon	1
Sullivans Island, Dade	1
Tinley Park, Lee	1
University Of Central Fl, Dade	1
Telluride, Lee	1
Tampa, Dade	1
Tampa, Lee	1
Sevierville, Dade	1
South Otsellic, Dade	1
Southampton, Palm Beach	1
Saint Petersburg, Dade	1
San Juan, Osceola	1
San Pedro Sula, Dade	1
Sandy, Duval	1
Richmond Heights, Dade	1
Riverview, Pinellas	1
Rochester, Lee	1
Rosemary Beach, Bay	1
Saint Cloud, Orange	1
Pound Ridge, Leon	1
Ponce, Orange	1
Port Charlotte Fl, Unknown	1
Plant City, Pinellas	1
Plantation, Unknown	1
Plant City, Hendry	1
Orlando, Highlands	1
Opa Locka, Unknown	1
Orem, Nassau	1
Olando, Orange	1
Ocoee, Polk	1
Wayne, Dade	1
Windermere, Polk	1
Winter Park, Lake	1
West Simsbury, Collier	1

COVID-19: characteristics of 1,905,185 Florida resident cases

Data through Mar 5, 2021 verified as of Mar 6, 2021 at 09:25 AM

Data in this report are provisional and subject to change.

The table below includes the cities and counties of residence for cases in Florida residents based on the patient's ZIP Code. Note that city is not always received as part of the initial notification and may be missing while the case is being investigated.

City and county	Cases
Louisville, Manatee	1
Los Angeles Ca, Unknown	1
Los Angeles, Hardee	1
Littleton, Dade	1
Margate, Dade	1
Marshall, Dade	1
Mary Esther, Unknown	1
Medford, Palm Beach	1
Middlesburg, Duval	1
Missing, Jackson	1
Macdill Air Force Base, Hillsborough	1
Miami Beach, Broward	1
Miami Lakes, Unknown	1
Miami, Hillsborough	1
Miami, Manatee	1
Leesburg, Marion	1
Lehigh Acres, Dade	1
Lewisburg, Pasco	1
Largo, Unknown	1
Lake City, Hamilton	1
La Grange, Dade	1
Harrison, Pinellas	1
Holly Ridge, Orange	1
Homeless, Polk	1
Homosassa, Hernando	1
Jerusalem, St. Johns	1
East Hampton, Palm Beach	1
Cypress, Leon	1
Davenport, Orange	1
Daytona Beach, Unknown	1
Deland, St. Lucie	1
Deltona, Orange	1
Fort Myers-, Lee	1
Fort Pierce, Unknown	1
Foley, Escambia	1
Gainesville, Duval	1
Granada Hills, Broward	1
Guilford, Dade	1
Hailandale, Unknown	1
Conway, Leon	1
Coventry, Broward	1
Clermont, Volusia	1
Clewiston, Glades	1
Bridgeport, Dade	1
Bronx, Palm Beach	1
Cartersville, Unknown	1
Altoona, Marion	1
Anaheim, Unknown	1
Argyle, Walton	1
Athens, Duval	1
Bogota, Orange	1
Bradenton, Dade	1
Bradenton, Osceola	1
New Orleans, Palm Beach	1
Newark, Broward	1
Newburgh, Bay	1
Navarre, Dade	1
Old Town, Alachua	1
Omaha, Palm Beach	1

COVID-19: characteristics of 1,905,185 Florida resident cases

Data through Mar 5, 2021 verified as of Mar 6, 2021 at 09:25 AM

Data in this report are provisional and subject to change.

The table below includes the cities and counties of residence for cases in Florida residents based on the patient's ZIP Code. Note that city is not always received as part of the initial notification and may be missing while the case is being investigated.

City and county	Cases
Ona, Manatee	1
Oooooo, Unknown	1
Opa Locka, Broward	1
Orange Park , Duval	1
North Pole, Seminole	1
North Port, Lee	1
Orlando, Columbia	1
Orlando, Indian River	1
Orlando, Sarasota	1
Ocoee, Osceola	1
Okeechobee, Broward	1
Orem, Broward	1
Plantation, Orange	1
Pompano Beach, Martin	1
Parker, Dade	1
Parker, Leon	1
Peoria, Unknown	1
Palm Coast, Alachua	1
Palm Coast, Polk	1
Ormond Beach, Unknown	1
Oviedo, Brevard	1
Pacifica, Dade	1
Saint Petersburg, St. Lucie	1
Sandford, Seminole	1
Rye, Duval	1
Rex, Duval	1
Potomac, Palm Beach	1
Port Everglades, Broward	1
Zolfo Springs, Polk	1
Winter Park, Broward	1
Winter Park, Indian River	1
Winter Park, Lee	1
Westbrook, Dade	1
Wichita, Volusia	1
Washington, Unknown	1
Venice, Unknown	1
Vernon, Unknown	1
Winder Garden, Orange	1
Windermere, Leon	1
Windermere, Osceola	1
Windermere, Seminole	1
Winter Garden, Broward	1
Wells, Polk	1
Winter Garden, Pinellas	1
Tulsa, Orange	1
Tiffin, Highlands	1
Sun City Center, Hardee	1
Sunny Isles Beach, Broward	1
Tallahassee, Duval	1
Tallahassee, Unknown	1
Tampa, Palm Beach	1
Tavares, Marion	1
Saint Cloud, Unknown	1
Saint Johns, Unknown	1
Sarasota, Flagler	1
Saxis, Lee	1
Schenectady, Polk	1
Sebring, Lee	1
Shelton, Manatee	1

COVID-19: characteristics of 1,905,185 Florida resident cases

Data through Mar 5, 2021 verified as of Mar 6, 2021 at 09:25 AM

Data in this report are provisional and subject to change.

The table below includes the cities and counties of residence for cases in Florida residents based on the patient's ZIP Code. Note that city is not always received as part of the initial notification and may be missing while the case is being investigated.

City and county	Cases
Spring Hill , Hernando	1
Spring Hill, Dade	1
Starke, Clay	1
Stone Mountain, Palm Beach	1
Miami, Collier	1
Miami, St. Lucie	1
New Richmond, Volusia	1
Oakland, Leon	1
Ocala, Alachua	1
Okeechobee, St. Lucie	1
Panama City, Walton	1
Palm Coast, Duval	1
Orlando, Union	1
Ovido, Seminole	1
Oxford, Palm Beach	1
Opalocka, Dade	1
North Canton, Palm Beach	1
Rio Dell, Volusia	1
Rochelle, Volusia	1
Saint Cloud, Lee	1
Saint Johns, Orange	1
San Antonio, Sarasota	1
San Antonio, Unknown	1
Sanford, Volusia	1
Perry, Leon	1
Perth Amboy, Monroe	1
Port Orange, Unknown	1
Port Saint Lucie, Orange	1
Princeton, Alachua	1
Provincetown, Collier	1
Tangerine, Seminole	1
Shannon, Collier	1
Soldotna, Broward	1
Spring Park, Alachua	1
Steinhatchee, Madison	1
South Burlington, Orange	1
Winter Park, Osceola	1
Wood River, Polk	1
Worcester, Palm Beach	1
Wheaton, Lee	1
Wilmington, Broward	1
Winter Park, Alachua	1
Wesley Chapel, Alachua	1
Umatilla, Alachua	1
University Of Central Florida, Monroe	1
Virginia Beach, Hernando	1
Waco, Broward	1
Washington, Broward	1
Tewksbury, Orange	1
Toms River, Dade	1
Grassy Key, Monroe	1
Gainesville, Baker	1
Gilmer, Dade	1
Haverford, Hillsborough	1
Herrin, Orange	1
Jacksonville, Manatee	1
Jamaica, Broward	1
Kingsland, Duval	1
Kissimmee, Brevard	1

COVID-19: characteristics of 1,905,185 Florida resident cases

Data through Mar 5, 2021 verified as of Mar 6, 2021 at 09:25 AM

Data in this report are provisional and subject to change.

The table below includes the cities and counties of residence for cases in Florida residents based on the patient's ZIP Code. Note that city is not always received as part of the initial notification and may be missing while the case is being investigated.

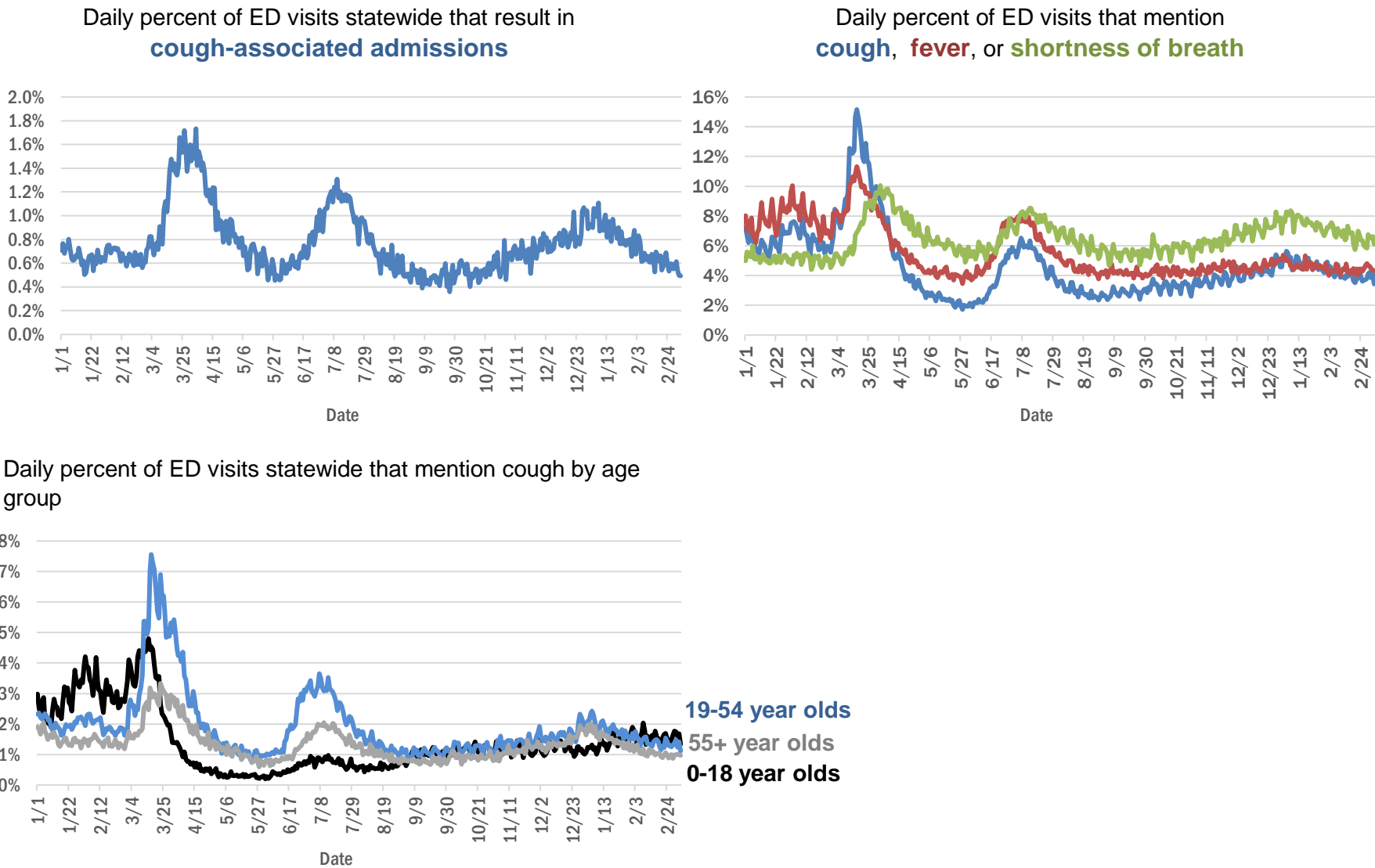
City and county	Cases
Jupiter, Unknown	1
Jersey City, Polk	1
Miamf, Dade	1
Miami G, Dade	1
Marshall, Palm Beach	1
Marianna, Calhoun	1
Lyndhurst, Broward	1
Magnolia Square, Osceola	1
Maitland, Alachua	1
Lake Placid, Alachua	1
Lake Worth Beach, Broward	1
Lander, Citrus	1
Lemoyne, Manatee	1
Los Angeles, Palm Beach	1
Lawrence Township, Palm Beach	1
Las Vegas, Orange	1
Bryant, Alachua	1
Bronx, Broward	1
Buffalo, Palm Beach	1
Carol Stream, Orange	1
Castleberry, Escambia	1
Charlotte, Pasco	1
Apo, Pasco	1
Apopka, Flagler	1
99, Unknown	1
Alanson, Bay	1
Aollywoss, Dade	1
Boca Raton, Unknown	1
Bohealia, Lee	1
Blowing Rock, Polk	1
Belleair, Hillsborough	1
Dorchester, Orange	1
Deland, Polk	1
Dallas, Lee	1
Davenport , Polk	1
De Leon Springs, Putnam	1
Dearborn, Lee	1
Fanning Springs, Levy	1
Estero, Collier	1
Clear Brook, Lee	1
Crestview, Holmes	1
Cumberland, Palm Beach	1
Dade City, Hillsborough	1
College Station, Lake	1
Columbus, Brevard	1
Cookeville, Seminole	1
Total	1,905,185

COVID-19: additional surveillance information

Data through Mar 5, 2021 verified as of Mar 6, 2021 at 09:25 AM

Data in this report are provisional and subject to change.

Statewide emergency department (ED) chief complaint and admission data



The Electronic Surveillance System for the Early Notification of Community-Based Epidemics (ESSENCE-FL) includes chief complaint data from 211 of 211 Florida EDs. Data are transmitted electronically to ESSENCE-FL daily or hourly.

COVID-19: testing by laboratory

Data through Mar 5, 2021 verified as of Mar 6, 2021 at 09:25 AM

Data in this report are provisional and subject to change.

The numbers in the table below represent the number of Florida and non-Florida residents for whom test results were received by the Department of Health. A person can be tested by more than one laboratory and can have both positive and negative results. **Therefore, the sum of the numbers in each column will be larger than the total number of people tested.**

Reporting lab	Inconclusive	Negative	Positive	Percent positive	Total
LABORATORY CORPORATION OF AMERICA	2,513	1,580,282	216,042	12%	1,798,837
CURATIVE LABS	14,171	1,509,338	228,427	13%	1,751,936
QUEST DIAGNOSTICS	11,684	1,345,599	198,610	13%	1,555,893
BIO REFERENCE LABORATORIES, INC	7,565	918,560	176,602	16%	1,102,727
HELIX	8,374	612,461	107,746	15%	728,581
REALTOX LABS LLC	6,340	585,191	96,273	14%	687,804
NOMI_HEALTH	2,482	410,821	57,588	12%	470,891
RCA LABORATORY SERVICES, LLC/GENETWORX		386,796	41,751	10%	428,547
GENETWORX	661	390,596	32,960	8%	424,217
CDR MAGUIRE - HEALTH CARE CENTER		338,623	51,544	13%	390,167
IMPACT HEALTH BIOMETRIC TESTING, INC	1,037	215,467	25,303	10%	241,807
EAST FLORIDA STATE COLLEGE - BREVARD		212,886	26,986	11%	239,872
PWNHEALTH	1,436	187,286	25,754	12%	214,476
BPHL-JACKSONVILLE	18	181,434	31,753	15%	213,205
PALM BEACH BALLPARK		178,687	18,217	9%	196,904
NOMI HEALTH LAB SERVICES		172,672	19,883	10%	192,555
ADVENTHEALTH LAB	99	156,397	20,322	11%	176,818
MAKO GENOMICS	7,602	136,898	25,002	15%	169,502
CB SMITH PARK		150,116	18,792	11%	168,908
FULGENT DIAGNOSTICS LABORATORY	3,117	144,650	16,171	10%	163,938
BPHL-MIAMI	225	137,235	23,116	14%	160,576
MAYO CLINIC LABORATORIES	335	136,910	17,358	11%	154,603
ELABNETWORK	1,059	137,849	11,777	8%	150,685
BAYCARE LABORATORIES LLC	582	128,524	11,239	8%	140,345
MEMORIAL REGIONAL HOSPITAL SOUTH	25	111,768	22,983	17%	134,776
ASCENSION SACRED HEART HOSPITAL - PENSACOLA	2	112,443	17,743	14%	130,188
NORTHWEST LABORATORY	246	121,068	6,474	5%	127,788
ORLANDO HEALTH SYSTEM	681	113,633	11,853	9%	126,167
BIOCOLLECTIONS WORLDWIDE, INC	737	108,807	13,374	11%	122,918
ADVENT HEALTH LAB	112	101,259	13,956	12%	115,327
MEDICAL DIAGNOSTIC LABORATORIES	974	98,577	14,216	12%	113,767
AKESOGEN		89,389	17,328	16%	106,717
TESTING MATTERS INC	651	89,418	15,538	15%	105,607
BPHL-TAMPA (SPECTRUM BLVD)	45	88,615	16,364	16%	105,024
UF HEALTH MEDICAL LAB	33	95,917	8,971	9%	104,921
AEGIS SCIENCES CORPORATION	885	87,802	15,262	15%	103,949
TAMPA GENERAL HOSPITAL	4	89,705	8,630	9%	98,339
KORVALABS, INC	1,285	91,504	4,700	5%	97,489
DIATHERIX LABORATORIES (VRL EUROFINs)		83,122	12,408	13%	95,530
SUNPATH MEDICAL DIAGNOSTICS LABORATORY	812	77,550	11,942	13%	90,304
BAPTIST HEALTH SOUTH FLORIDA	354	74,608	11,550	13%	86,512
ASCENSION ST VINCENT'S - RIVERSIDE	1	69,192	9,958	13%	79,151
JACKSON MEMORIAL HOSPITAL CLINICAL LAB	79	61,090	11,241	16%	72,410
SOUTH MIAMI HOSPITAL LAB	434	62,642	9,025	13%	72,101
LAKELAND REGIONAL MEDICAL CENTER	129	63,415	8,415	12%	71,959
UF HEALTH SHANDS HOSPITAL	473	59,511	4,435	7%	64,419
AMERICAN HEALTH ASSOCIATES	9	59,176	5,144	8%	64,329

COVID-19: testing by laboratory

Data through Mar 5, 2021 verified as of Mar 6, 2021 at 09:25 AM

Data in this report are provisional and subject to change.

The numbers in the table below represent the number of Florida and non-Florida residents for whom test results were received by the Department of Health. A person can be tested by more than one laboratory and can have both positive and negative results. **Therefore, the sum of the numbers in each column will be larger than the total number of people tested.**

Reporting lab	Inconclusive	Negative	Positive	Percent positive	Total
INGENIOUS PERSONALIZED MEDICINE	202	50,270	10,385	17%	60,857
AIT LABORATORIES		52,140	6,363	11%	58,503
ARUP LABORATORIES	16	50,068	2,922	6%	53,006
APPLIED INGENUITY DIAGNOSTICS LLC		49,245	2,191	4%	51,436
BAPTIST HEALTH - JACKSONVILLE	4	47,458	3,885	8%	51,347
GENESIS REFERENCE LABORATORIES		45,263	5,070	10%	50,333
TALLAHASSEE MEMORIAL HOSPITAL	240	43,269	5,452	11%	48,961
VIRACOR EUROFINs		35,551	9,814	22%	45,365
SARASOTA MEMORIAL HOSPITAL MAIN LAB	12	41,217	3,633	8%	44,862
BROWARD GENERAL MEDICAL CENTER-CLINICAL LAB	2	39,251	4,278	10%	43,531
ADVENTIST HEALTH SYSTEMS SUNBELT INC DBA		38,693	4,548	11%	43,241
NICKLAUS CHILDREN'S HOSPITAL	69	36,696	5,036	12%	41,801
FLORIDA HOSPITAL - TAMPA	37	38,489	3,253	8%	41,779
MINUTECLINIC LLC		35,439	6,088	15%	41,527
MILLENNIUM PHYSICIAN GROUP	17	34,318	6,645	16%	40,980
LEE HEALTH - CAPE CORAL HOSPITAL	3	33,711	5,534	14%	39,248
UNIVERSITY OF MIAMI HOSPITAL	132	34,920	3,607	9%	38,659
DWIC OF TAMPA BAY INC		34,186	4,213	11%	38,399
ORANGE COUNTY CONVENTION CENTER		33,330	3,701	10%	37,031
UF HEALTH JACKSONVILLE	51	33,057	3,889	11%	36,997
ECCO LAB GROUP CO	513	30,697	4,608	13%	35,818
MIAMI DADE COUNTY		32,091	3,527	10%	35,618
MEDFAST URGENT CARE CENTERS, LLC	20	30,450	4,606	13%	35,076
WALGREENS	35	29,374	5,431	16%	34,840
NORTH FLORIDA REGIONAL MEDICAL CENTER		28,225	3,404	11%	31,629
MOUNT SINAI MEDICAL CENTER	10	28,147	3,055	10%	31,212
ST JOSEPHS HOSPITAL LABORATORY	23	27,081	3,549	12%	30,653
BRANDON REGIONAL HOSPITAL		26,849	3,525	12%	30,374
JUPITER MEDICAL CENTER LAB	81	27,496	2,693	9%	30,270
INTEGRATED REGIONAL LABORATORIES LLP	1	25,949	3,991	13%	29,941
STS LAB 2 LLC	6	28,226	1,471	5%	29,703
JFK MEDICAL CENTER LAB	1	24,381	3,158	11%	27,540
GENESIS MEDICAL LABORATORY	378	22,844	4,295	16%	27,517
PALMETTO GENERAL HOSPITAL LAB	3	22,646	4,577	17%	27,226
NIGHT LITE PEDIATRIC CENTER LLC		24,243	2,694	10%	26,937
WATSON CLINIC LLP		21,689	5,042	19%	26,731
HOLY CROSS HOSPITAL CLINICAL LAB	1	23,568	2,231	9%	25,800
MALABAR MEDICAL WALK IN CLINIC	1	21,265	4,271	17%	25,537
HEALTHLINK DIAGNOSTIC LABORATORIES	289	22,401	2,349	9%	25,039
ACCESS DX LABORATORY	223	22,083	2,083	9%	24,389
AVENTUS BIO LABS	16	21,147	3,134	13%	24,297
INFINITY BIOLOGIX LLC (GINKO BIOWORKS)	87	22,683	1,060	4%	23,830
MORTON PLANT HOSPITAL-ADLER INSTITUTE	26	20,624	2,478	11%	23,128
PANCARE OF FLORIDA INC		20,186	2,465	11%	22,651

COVID-19: testing by laboratory

Data through Mar 5, 2021 verified as of Mar 6, 2021 at 09:25 AM

Data in this report are provisional and subject to change.

The numbers in the table below represent the number of Florida and non-Florida residents for whom test results were received by the Department of Health. A person can be tested by more than one laboratory and can have both positive and negative results. **Therefore, the sum of the numbers in each column will be larger than the total number of people tested.**

Reporting lab	Inconclusive	Negative	Positive	Percent positive	Total
STATLAB_MOBILE	1	20,261	2,046	9%	22,308
LAB DIAGNOSTICS LLC	390	16,248	5,317	24%	21,955
DRS CLACK SPENCER WHITE & MCCORMACK PA D/B/A		19,656	2,002	9%	21,658
NAPLES COMMUNITY HOSPITAL	72	19,520	2,022	9%	21,614
SAINT MARY'S MEDICAL CENTER	24	18,866	2,208	10%	21,098
ADVENT HEALTH - DAYTONA BEACH	32	18,890	1,687	8%	20,609
PATIENTS FIRST LAKE ELLA MEDICAL CENTER PA		17,363	3,238	16%	20,601
EXACT SCIENCES LABORATORIES		18,177	2,307	11%	20,484
UNITED CLINICAL LABORATORY LLC	3	17,905	2,365	12%	20,273
CLEVELAND CLINIC HOSPITAL LAB	4	17,841	2,275	11%	20,120
CLEVELAND CLINIC TRADITION HOSPITAL		18,015	1,314	7%	19,329
BAYFRONT HEALTH - ST PETERSBURG	17	16,520	2,384	13%	18,921
OSCEOLA REGIONAL MEDICAL CENTER	1	15,966	2,277	12%	18,244
LEESBURG REGIONAL MEDICAL CENTER		15,821	2,188	12%	18,009
HOMESTEAD HOSPITAL CLINICAL LABORATORY	27	14,366	3,088	18%	17,481
HEALTH CENTER AT SINAI RESIDENCES		16,930	506	3%	17,436
MEMORIAL HOSPITAL JACKSONVILLE	8	14,475	2,723	16%	17,206
BIOCERNA LABS	461	14,582	2,112	12%	17,155
CLARITY LAB SOLUTIONS	93	14,864	1,834	11%	16,791
NORTHWEST MEDICAL CENTER	1	14,521	2,061	12%	16,583
ORANGE PARK MEDICAL CENTER	9	13,690	2,617	16%	16,316
INDIAN RIVER PATHOLOGY LLC		15,017	1,256	8%	16,273
WELLINGTON REGIONAL MED CTR LAB	6	14,468	1,795	11%	16,269
BETHESDA HOSPITAL EAST		14,329	1,471	9%	15,800
ACCESS MEDICAL LABORATORIES	4	8,100	7,695	49%	15,799
OAK HILL HOSPITAL		13,963	1,767	11%	15,730
DELRAY MEDICAL CENTER LAB	3	14,061	1,626	10%	15,690
FULGENT DIAGNOSTICS	170	14,466	978	6%	15,614
VISTA CLINICAL DIAGNOSTICS	481	13,306	1,737	11%	15,524
LAWNWOOD REGIONAL MEDICAL CENTER	1	13,165	2,124	14%	15,290
WEST KENDALL BAPTIST HOSPITAL	13	12,339	2,867	19%	15,219
MEMORIAL REGIONAL HOSPITAL CLINICAL LABORATORY	10	14,084	969	6%	15,063
PRIVA PATH LABS	77	13,751	950	6%	14,778
BAPTIST HEALTHCARE - BAPTIST HOSPITAL	5	11,576	3,130	21%	14,711
BAPTIST HEALTH - SOUTH		13,524	1,184	8%	14,708
THE HEALTHCARE DISTRICT OF PALM BEACH COUNTY	47	12,798	1,853	13%	14,698
LARGO MEDICAL CENTER		12,959	1,609	11%	14,568
INDIAN RIVER MEDICAL CENTER LAB		13,669	852	6%	14,521
LEE HEALTH - LEE MEMORIAL HOSPITAL		10,904	3,573	25%	14,477
WINTER HAVEN HOSPITAL CLINICAL LABORATORY	4	12,217	2,213	15%	14,434
UHEALTH CORAL GABLES/LENNAR MED CTR	36	13,485	903	6%	14,424
ADVENTHEALTH CENTRA CARE LAKE BUENA VISTA		12,587	1,611	11%	14,198
NONA SCIENTIFIC	5	11,031	3,127	22%	14,163
AMELIA EARHART		12,073	1,937	14%	14,010
WEST FLORIDA HOSPITAL LAB	1	10,969	2,988	21%	13,958

COVID-19: testing by laboratory

Data through Mar 5, 2021 verified as of Mar 6, 2021 at 09:25 AM

Data in this report are provisional and subject to change.

The numbers in the table below represent the number of Florida and non-Florida residents for whom test results were received by the Department of Health. A person can be tested by more than one laboratory and can have both positive and negative results. **Therefore, the sum of the numbers in each column will be larger than the total number of people tested.**

Reporting lab	Inconclusive	Negative	Positive	Percent positive	Total
CARDIOPATH	84	12,037	1,726	12%	13,847
MEDICAL CENTER OF TRINITY CLINICAL LABORATORY	2	12,165	1,424	10%	13,591
MEDRITE MEDICAL CARE, PC	6,422	6,515	613	5%	13,550
PALMS WEST HOSPITAL LAB	2	11,608	1,884	14%	13,494
MOLECULAR INFECTIOUS DISEASES	477	12,581	426	3%	13,484
NEMOURS CHILDRENS HOSPITAL	1	12,508	753	6%	13,262
GOOD SAMARITAN MEDICAL CENTER LAB	2	11,537	1,722	13%	13,261
WESTSIDE REGIONAL MED CTR	2	11,285	1,931	15%	13,218
MERCY HOSPITAL A CAMPUS OF PLANTATION GEN HOSP LAB	1	11,016	2,019	15%	13,036
REGIONAL MEDICAL CENTER BAYONET POINT	2	11,735	1,022	8%	12,759
GULF COAST MEDICAL CENTER MICROLAB		9,944	2,729	22%	12,673
ST ANTHONY'S HOSPITAL LAB	30	11,030	1,519	12%	12,579
THE VILLAGES REGIONAL HOSPITAL		11,267	1,302	10%	12,569
LAKE CITY HM		11,147	988	8%	12,135
CAPITAL REGIONAL MEDICAL CTR		9,733	2,353	19%	12,086
AVENTURA HOSPITAL LAB		9,771	2,274	19%	12,045
BINAXNOW	9	9,173	2,851	24%	12,033
CORAL GABLES HOSPITAL CLINICAL LABORATORY		10,115	1,877	16%	11,992
FLORIDA HOSPITAL WATERMAN LABORATORY	70	10,997	862	7%	11,929
HALIFAX MEDICAL CENTER LAB	37	10,107	1,738	15%	11,882
PWN HEALTH	17	9,758	2,074	18%	11,849
BLAKE MEDICAL CENTER		10,334	1,464	12%	11,798
WEST BOCA MEDICAL CENTER LAB		10,886	882	7%	11,768
GENOVA DIAGNOSTICS LABORATORY	62	10,653	1,039	9%	11,754
ST MARKS HOSPITAL LABORATORY B	78	10,627	1,002	9%	11,707
BAPTIST HEALTH SOUTH FLORIDA - WEST KENDALL URGENT CARE		9,793	1,893	16%	11,686
ST JOSEPHS HOSPITAL	18	10,073	1,557	13%	11,648
FLORIDA LABORATORY ANALYSIS		10,167	1,476	13%	11,643
MANATEE MEMORIAL HOSPITAL		10,568	1,002	9%	11,570
LEE HEALTH - HEALTH PARK MEDICAL CENTER		9,691	1,842	16%	11,533
PATHNOSTICS	41	9,014	2,380	21%	11,435
PALM BEACH GARDENS MEDICAL CTR LAB		10,189	1,115	10%	11,304
COAST DIAGNOSTICS LLC	45	9,990	1,227	11%	11,262
LARKIN COMMUNITY HOSPITAL	10	9,712	1,467	13%	11,189
PRECISION HEALTH RESOURCES LLC		10,432	685	6%	11,117
NATIONWIDE LABORATORY SERVICES INC	373	9,132	1,409	13%	10,914
MEASE COUNTRYSIDE LAB	14	9,688	1,195	11%	10,897
SYNERGY DIAGNOSTIC LABORATORY	94	9,585	1,210	11%	10,889
LABS ASAP LLC		9,769	1,068	10%	10,837
LAKE CITY MEDICAL CENTER		8,586	2,185	20%	10,771
VIKOR SCIENTIFIC	49	8,891	1,797	17%	10,737
FLORIDA HOSPITAL HEARTLAND MED CTR CLINICAL LAB	33	9,310	1,383	13%	10,726
PLANTATION GENERAL HOSPITAL		8,877	1,625	15%	10,502
LARKIN COMMUNITY HOSPITAL INC DBA CARDIOTROPIC		6,819	3,620	35%	10,439
ADVENT HEALTH - WESLEY CHAPEL	14	9,357	976	9%	10,347
EXPRESS GENE MOLECULAR DIAGNOSTICS LABORATORY		8,843	1,416	14%	10,259
FLORIDA MEDICAL CENTER - A CAMPUS OF NORTH SHORE	2	8,922	1,231	12%	10,155

COVID-19: testing by laboratory

Data through Mar 5, 2021 verified as of Mar 6, 2021 at 09:25 AM

Data in this report are provisional and subject to change.

The numbers in the table below represent the number of Florida and non-Florida residents for whom test results were received by the Department of Health. A person can be tested by more than one laboratory and can have both positive and negative results. **Therefore, the sum of the numbers in each column will be larger than the total number of people tested.**

Reporting lab	Inconclusive	Negative	Positive	Percent positive	Total
DOCTORS HOSPITAL	7	8,436	1,643	16%	10,086
AMERICAN FAMILY CARE	1	5,702	4,349	43%	10,052
SARKIS CLINICAL TRIALS	25	8,757	1,261	13%	10,043
CENTRAL FLORIDA REGIONAL HOSPITAL		8,985	1,037	10%	10,022
LEON MEDICAL CENTERS LLC		7,868	2,097	21%	9,965
SRQ DRIVE THROUGH☐		8,944	905	9%	9,849
NORTHSIDE HOSPITAL AND HEART INSTITUTE		8,839	1,000	10%	9,839
LABSTAT LLC	5	9,302	437	4%	9,744
AVECINA	20	8,995	699	7%	9,714
CORAL SPRINGS MED CTR		8,749	951	10%	9,700
P4 CLINICAL, LLC	204	8,501	956	10%	9,661
AVECINA MEDICAL	4	6,203	3,425	36%	9,632
PALM BEACH BALL PARK		8,606	1,018	11%	9,624
NCF DIAGNOSTICS & DNA TECHNOLOGIES LAB	157	8,924	503	5%	9,584
JOHNS HOPKINS ALL CHILDREN'S HOSPITAL		8,942	635	7%	9,577
ADVENTHEALTH CENTRA CARE WATERFORD LAKES		8,022	1,547	16%	9,569
FLORIDA HOSPITAL DELAND	10	8,291	1,194	13%	9,495
CernerELR_Advent		8,212	1,265	13%	9,477
BOSTON HEART DIAGNOSTICS CORP		8,236	1,198	13%	9,434
BAPTIST HEALTH SOUTH FLORIDA - COUNTRY WALK URGENT CARE		7,523	1,569	17%	9,092
WEST PALM HOSPITAL LAB		8,292	716	8%	9,008
CERNERELR_BAYCARE	43	8,320	616	7%	8,979
OCALA REGIONAL MEDICAL CENTER		7,742	1,177	13%	8,919
INFORM DIAGNOSTICS, INC		8,389	499	6%	8,888
ADVENTHEALTH CENTRA CARE ST CLOUD	1	7,621	1,217	14%	8,839
MEDARBOR DIAGNOSTICS	1	7,715	1,115	13%	8,831
BROWARD HEALTH NORTH CLINICAL LABORATORY		7,814	1,000	11%	8,814
HEALTHQUEST ESOTERICS		7,398	1,411	16%	8,809
FLORIDA HOSPITAL FLAGLER	29	7,975	800	9%	8,804
NORTH SHORE MEDICAL CENTER		7,257	1,488	17%	8,745
MIAMI BEACH CONVENTION CENTER		8,287	395	5%	8,682
FLORIDA HOSPITAL ZEPHYRHILLS	10	7,669	941	11%	8,620
LEE HEALTH - GULF COAST MEDICAL CENTER	2	6,886	1,718	20%	8,606
SYNERGY LABORATORIES	30	7,383	1,090	13%	8,503
FLORIDA HOSPITAL OF CARROLLWOOD	23	7,270	1,180	14%	8,473
AVECINA MEDICAL OAKLEAF	3	6,977	1,330	16%	8,310
CERNERELR_BAPTISTMIAMI	31	7,313	862	11%	8,206
H LEE MOFFITT CANCER CENTER LABORATORY	1	7,982	221	3%	8,204
CLEVELAND CLINIC MARTIN SOUTH HOSPITAL	1	7,225	893	11%	8,119
SOUTH BAY HOSPITAL CLINICAL LAB	1	7,233	869	11%	8,103
SANTA ROSA MEDICAL CENTER		6,672	1,416	18%	8,088
BAPTIST HEALTH - BEACHES		7,405	644	8%	8,049
BAPTIST HEALTH SOUTH FLORIDA - MIAMI LAKES URGENT CARE		6,226	1,692	21%	7,918
POINCIANA MEDICAL CENTER		6,145	1,705	22%	7,850
BAYCARE COMMUNITY HEALTH		7,649	190	2%	7,839
MEMORIAL HOSPITAL WEST LABORATORY SERVICES	14	7,109	712	9%	7,835
GENE BY GENE, GENOMICS RESEARCH CENTER LAB	44	7,271	448	6%	7,763

COVID-19: testing by laboratory

Data through Mar 5, 2021 verified as of Mar 6, 2021 at 09:25 AM

Data in this report are provisional and subject to change.

The numbers in the table below represent the number of Florida and non-Florida residents for whom test results were received by the Department of Health. A person can be tested by more than one laboratory and can have both positive and negative results. **Therefore, the sum of the numbers in each column will be larger than the total number of people tested.**

Reporting lab	Inconclusive	Negative	Positive	Percent positive	Total
ANNE BATES LEACH EYE HOSPITAL/ ABLEH MICROBIOLOGY LABORATORY	9	7,578	107	1%	7,694
ISPM LABS, LLC DBA CAPSTONE DIAGNOSTICS, LLC		7,308	383	5%	7,691
KD MEDICAL CHOICE LLC	5	6,905	723	9%	7,633
MEMORIAL HOSPITAL MICRO		7,081	506	7%	7,587
NCH NORTH NAPLES HOSPITAL LAB	15	6,733	830	11%	7,578
CLEVELAND CLINIC MARTIN NORTH HOSPITAL		6,696	868	11%	7,564
WEST MARION COMMUNITY HOSPITAL LAB		6,251	1,284	17%	7,535
ADVENTHEALTH CENTRA CARE CLERMONT		6,423	1,041	14%	7,464
ST LUCIE MEDICAL CENTER		5,924	1,429	19%	7,353
ADVENTHEALTH CENTRA CARE UNIVERSITY	1	6,516	821	11%	7,338
MORTON PLANT-MEASE	5	6,582	686	9%	7,273
LAKEWOOD RANCH MEDICAL CENTER		6,690	581	8%	7,271
ARCPPOINT LABS OF FORT MYERS	4	6,364	893	12%	7,261
ADVENTHEALTH CENTRA CARE WINTER PARK		6,499	719	10%	7,218
ADVENTHEALTH CENTRA CARE WINTER GARDEN	1	6,402	797	11%	7,200
FLORIDA HOSPITAL FISH MEMORIAL	19	6,113	1,067	15%	7,199
BAPTIST HEALTH SOUTH FLORIDA - WESTCHESTER URGENT CARE		5,666	1,239	18%	6,905
ADVENTHEALTH CENTRA CARE LAKELAND	1	5,964	898	13%	6,863
LUMINUS DIAGNOSTICS		6,273	553	8%	6,826
FLORIDA HOSPITAL Ocala		5,880	909	13%	6,789
INDIAN RIVER MEDICAL CENTER		5,822	884	13%	6,706
HIALEAH HOSPITAL	4	5,211	1,486	22%	6,701
ADVENTHEALTH CENTRA CARE DR PHILLIPS		6,049	631	9%	6,680
AVERO DIAGNOSTICS - IRVING	11	6,188	470	7%	6,669
ADVENTHEALTH CENTRA CARE LEE ROAD		5,974	686	10%	6,660
BAPTIST HEALTH SOUTH FLORIDA - DORAL URGENT CARE		5,295	1,311	20%	6,606
VISTA CLINICAL	8	3,873	2,712	41%	6,593
MEDEXPRESS URGENT CARE	2	4,456	2,083	32%	6,541
NCH DOWNTOWN NAPLES HOSPITAL	15	5,889	606	9%	6,510
OVIEDO MEDICAL CENTER		5,794	665	10%	6,459
HOLIDAY CVS LLC		6,096	286	4%	6,382
UNKNOWN	3	3,359	3,014	47%	6,376
BAYFRONT HEALTH - PORT CHARLOTTE		5,849	503	8%	6,352
BAPTIST HEALTH - NASSAU		5,998	345	5%	6,343
EMERALD COAST URGENT CARE		4,881	1,460	23%	6,341
ADVENTHEALTH CENTRA CARE HUNTERS CREEK	3	5,467	861	14%	6,331
ATLANTIS URGENT CARE	1	4,703	1,582	25%	6,286
IMPERIAL POINT MEDICAL CENTER		5,703	538	9%	6,241
SOLARIS DIAGNOSTICS	10	5,645	569	9%	6,224
ST JOSEPHS NORTH HOSPITAL LAB	7	5,332	876	14%	6,215
ADVENTHEALTH CENTRA CARE SANFORD		5,500	710	11%	6,210
COMMUNITY HEALTH CENTERS OF PINELLAS INC		4,928	1,246	20%	6,174
ADVENTHEALTH CENTRA CARE MOUNT DORA		5,136	982	16%	6,118
ADVENTHEALTH CENTRA CARE LAKE MARY	2	5,322	785	13%	6,109
MEDEXPRESS URGENT CARE OF BOYNTON BEACH LLC		5,668	437	7%	6,105
ST PETERSBURG GENERAL HOSPITAL		5,132	929	15%	6,061
ADVENTHEALTH CENTRA CARE KISSIMMEE		5,406	611	10%	6,017

COVID-19: testing by laboratory

Data through Mar 5, 2021 verified as of Mar 6, 2021 at 09:25 AM

Data in this report are provisional and subject to change.

The numbers in the table below represent the number of Florida and non-Florida residents for whom test results were received by the Department of Health. A person can be tested by more than one laboratory and can have both positive and negative results. **Therefore, the sum of the numbers in each column will be larger than the total number of people tested.**

Reporting lab	Inconclusive	Negative	Positive	Percent positive	Total
FORT WALTON BEACH MEDICAL CENTER		5,116	882	15%	5,998
ADVENTHEALTH CENTRA CARE APOPKA	1	5,138	831	14%	5,970
NCH NORTH NAPLES HOSPITAL	6	5,283	654	11%	5,943
BAYFRONT HEALTH - VENICE REGIONAL MEDICAL	1	5,374	537	9%	5,912
CLINICAL REFERENCE LABORATORY	2	5,547	292	5%	5,841
SUNCOAST PATHOLOGY ASSOCIATES		5,310	507	9%	5,817
ADVENTIST HEALTH SYSTEMS, SUNBELT INC		5,078	712	12%	5,790
MEDEXPRESS URGENT CARE HUDSON		4,925	765	13%	5,690
EMPIRE CITY LABORATORIES INC	65	4,826	788	14%	5,679
FLORIDA HOSPITAL NORTH PINELLAS	11	5,204	461	8%	5,676
BAPTIST HEALTH SOUTH FLORIDA - PEMBROKE PINES URGENT CARE		4,705	937	17%	5,642
ADVENTHEALTH CENTRA CARE ALTAMONTE		4,936	695	12%	5,631
PARAMOUNT URGENT CARE	2	2,890	2,732	49%	5,624
EGLIN AIR FORCE BASE	13	4,011	1,541	28%	5,565
NORTHWEST FLORIDA COMMUNITY HOSPITAL	39	4,096	1,413	25%	5,548
ADVENTHEALTH EXPRESS CARE		4,486	981	18%	5,467
TROPICANA FIELD - LOT 2	19	4,936	489	9%	5,444
SOUTH FLORIDA BAPTIST HOSPITAL MICRO	4	4,545	894	16%	5,443
MICROGEN DX	4	4,735	689	13%	5,428
SUNRISE MEDICAL LABORATORIES	2	5,050	375	7%	5,427
URGENT CARE OF THE PALM BEACHES		4,494	877	16%	5,371
ANGEL KIDS PEDIATRICS		5,062	308	6%	5,370
DOCTORS URGENT CARE LLC	1	4,342	994	19%	5,337
DYNIX DIAGNOSTIX		4,818	473	9%	5,291
ADVENTHEALTH CENTRA CARE AZALEA PARK		4,527	759	14%	5,286
PRO CLINIC		4,196	1,058	20%	5,254
MARTIN HOSPITAL SOUTH LAB		4,966	288	5%	5,254
PUTNAM COMMUNITY MEDICAL CENTER		4,567	677	13%	5,244
AHCC WESLEY CHAPEL		4,658	567	11%	5,225
MEDICAL DNA LABS LLC	3	4,701	453	9%	5,157
ADVENTHEALTH CENTRA CARE OVIEDO		4,411	715	14%	5,126
BAPTIST HEALTH SOUTH FLORIDA - CORAL SPRINGS URGENT CARE		4,407	717	14%	5,124
QDX PATHOLOGY SERVICES	2	4,746	375	7%	5,123
LEE HEALTH CONVENIENT CARE - PAGE FIELD		4,507	611	12%	5,118
TRINITY SPRINGS		4,356	729	14%	5,085
ESCAMBIA COMMUNITY CLINICS INC	8	3,780	1,247	25%	5,035
COASTAL MED URGENT CARE		3,528	1,479	30%	5,007
ACUTIS DIAGNOSTICS	17	3,977	997	20%	4,991
UNIVERSITY HOSPITAL AND MEDICAL CENTER		3,760	1,179	24%	4,939
FLORIDA FAMILY LABORATORY, INC DBA	40	4,452	407	8%	4,899
URGENT CARE CURE	2	4,192	688	14%	4,882
ADVENTHEALTH CENTRA CARE LONGWOOD		4,305	573	12%	4,878
BAPTIST HEALTH - NORTH		3,819	1,056	22%	4,875
ADVENT HEALTH - HEART OF FLORIDA ER	1	4,193	678	14%	4,872
MINUTECLINIC		4,201	670	14%	4,871
HEALTH FIRST ADVENTHEALTH CENTRA CARE - TITUSVILLE		4,133	733	15%	4,866
MINUTECLINIC LLC #3703		3,984	851	18%	4,835

COVID-19: testing by laboratory

Data through Mar 5, 2021 verified as of Mar 6, 2021 at 09:25 AM

Data in this report are provisional and subject to change.

The numbers in the table below represent the number of Florida and non-Florida residents for whom test results were received by the Department of Health. A person can be tested by more than one laboratory and can have both positive and negative results. **Therefore, the sum of the numbers in each column will be larger than the total number of people tested.**

Reporting lab	Inconclusive	Negative	Positive	Percent positive	Total
DOCTORS URGENT CARE OF LUTZ LLC	1	3,877	946	20%	4,824
FLORIDA COMMUNITY HEALTH CENTER		3,789	1,025	21%	4,814
ADVENTHEALTH CENTRA CARE SOUTH ORANGE		4,136	677	14%	4,813
ADVENTHEALTH CENTRA CARE ORANGE LAKE		4,248	542	11%	4,790
PALMS OF PASADENA HOSPITAL		4,259	519	11%	4,778
ADVENTHEALTH CENTRA CARE PORT ORANGE		3,970	759	16%	4,729
MEDEXPRESS URGENT CARE - ESTERO		4,241	479	10%	4,720
BAPTIST HEALTH SOUTH FLORIDA - TAMiami TRAIL URGENT CARE		3,790	907	19%	4,697
THE CENTER FOR URGENT CARE	3	3,907	779	17%	4,689
MEDEXPRESS URGENT CARE - ROYAL PALM BEACH		4,192	484	10%	4,676
PEDIATRIC HEALTH CARE ALLIANCE PA		4,283	386	8%	4,669
BAPTIST HEALTH SOUTH FLORIDA - KENDALE LAKES URGENT CARE		3,725	904	20%	4,629
WESTCHESTER HOSPITAL	23	3,731	870	19%	4,624
DOCTORS HOSPITAL OF SARASOTA CLINICAL LABORATORY		4,028	594	13%	4,622
LABORATORY OF FLORIDA LLC	40	4,244	325	7%	4,609
NIGHT LITE PEDIATRICS	4	3,341	1,254	27%	4,599
ADVENTHEALTH CENTRA CARE SAND LAKE		4,122	466	10%	4,588
ADVENTHEALTH CENTRA CARE LEESBURG		3,730	838	18%	4,568
HEALTH FIRST ADVENTHEALTH CENTRA CARE GATEWAY	1	4,089	455	10%	4,545
MEDEXPRESS URGENT CARE - GOLDEN GATE		4,033	507	11%	4,540
TALLAHASSEE PRIMARY CARE ASSOCIATES		3,963	567	13%	4,530
MEDEXPRESS URGENT CARE PALM BEACH GARDENS		4,141	384	8%	4,525
BAPTIST HEALTH SOUTH FLORIDA - CORAL GABLES (UNIVERSITY) URGENT CARE		3,906	613	14%	4,519
MOFFITT CANCER CENTER	6	4,398	97	2%	4,501
RAULERSON HOSPITAL		3,724	773	17%	4,497
MEDCOMP SCIENCES LLC	87	2,528	1,847	41%	4,462
MEASE DUNEDIN HOSPITAL	5	3,981	450	10%	4,436
BAPTIST HEALTH SOUTH FLORIDA - PINECREST URGENT CARE		3,815	601	14%	4,416
BAPTIST HEALTH SOUTH FLORIDA - CORAL GABLES URGENT CARE		3,633	727	17%	4,360
PARAMOUNT URGENT CARE - WINDERMERE	2	2,792	1,461	34%	4,255
BAPTIST HEALTH SOUTH FLORIDA - PALMETTO BAY URGENT CARE		3,553	679	16%	4,232
PALMS MEDICAL GROUP	5	2,966	1,249	30%	4,220
SPORTS DRUG TESTING LABORATORY	67	4,003	126	3%	4,196
MEDEXPRESS URGENT CARE - LAKELAND		3,683	496	12%	4,179
BAYFRONT HEALTH - SEVEN RIVERS		3,811	357	9%	4,168
BETHESDA HOSPITAL WEST		3,729	431	10%	4,160
ASCENSION SACRED HEART - EMERALD COAST		3,428	709	17%	4,137
MINUTECLINIC LLC #1067		3,561	522	13%	4,083
GENESIS DIAGNOSTICS		3,828	241	6%	4,069
VENTURE MEDICAL OF FLORIDA LLC		3,749	310	8%	4,059
NIGHT LITE PEDIATRICS URGENT CARE	1	3,414	638	16%	4,053
PREMIER URGENT CARE OF BREVARD LLC	3	3,530	507	13%	4,040
BAYA PHARMACY & URGENT CARE		2,959	1,075	27%	4,034
US BIOTEK LABORATORIES	14	3,632	365	9%	4,011
MINUTECLINIC LLC		3,444	561	14%	4,005
PHYSICIANS REGIONAL MEDICAL CENTER - PINE RIDGE RD	1	3,265	737	18%	4,003
TWIN CITIES HOSPITAL	1	3,480	500	13%	3,981

COVID-19: testing by laboratory

Data through Mar 5, 2021 verified as of Mar 6, 2021 at 09:25 AM

Data in this report are provisional and subject to change.

The numbers in the table below represent the number of Florida and non-Florida residents for whom test results were received by the Department of Health. A person can be tested by more than one laboratory and can have both positive and negative results. **Therefore, the sum of the numbers in each column will be larger than the total number of people tested.**

Reporting lab	Inconclusive	Negative	Positive	Percent positive	Total
MEMORIAL HOSPITAL- MIRAMAR	12	3,643	301	8%	3,956
ADVENTHEALTH PROMPT CARE	2	2,799	1,101	28%	3,902
BAYFRONT HEALTH - BROOKSVILLE		3,433	462	12%	3,895
DOCTORS TEST CENTERS		3,407	438	11%	3,845
MINUTECLINIC LLC #8396		3,281	564	15%	3,845
ADVENTHEALTH CENTRA CARE		3,405	422	11%	3,827
ADVENTHEALTH CENTRA CARE COLONIAL TOWN	2	3,407	399	10%	3,808
DESOTO MEMORIAL HOSPITAL	3	3,112	681	18%	3,796
AMELIA URGENT CARE		2,198	1,578	42%	3,776
MINUTECLINIC LLC # 0709		3,194	542	15%	3,736
ENGLEWOOD COMMUNITY HOSPITAL		3,376	338	9%	3,714
ACCU REFERENCE MEDICAL LAB	9	2,928	774	21%	3,711
BAYFRONT HEALTH - PUNTA GORDA		3,391	271	7%	3,662
LAKESIDE MEDICAL CENTER		2,839	784	22%	3,623
CLARITY LAB SOLUTIONS LLC		3,608	4	0%	3,612
SIPARADIGM LLC	52	3,293	244	7%	3,589
BAPTIST HEALTH SOUTH FLORIDA - DAVIE URGENT CARE		2,957	620	17%	3,577
ALTRU DIAGNOSTICS INC	2	3,376	158	4%	3,536
BAYFRONT HEALTH - SPRING HILL		3,158	304	9%	3,462
MEDEXPRESS URGENT CARE CAPE CORAL		2,966	489	14%	3,455
ADVENTIST HEALTH SYSTEMS SUNBELT IN DBA		3,040	371	11%	3,411
HOLMES REG MED CENTER CLINICAL LAB		2,928	462	14%	3,390
MIDWAY SPECIALTY CARE CENTER DIAGNOSTICS	38	3,115	237	7%	3,390
IMMOKALEE CHD		3,155	234	7%	3,389
BAPTIST HEALTH SOUTH FLORIDA - WESTON URGENT CARE		2,975	407	12%	3,382
PHARMCO RX	2	3,101	238	7%	3,341
QUICK CARE MED PL	2	2,702	624	19%	3,328
BARTOW REGIONAL MEDICAL CENTER	1	2,768	528	16%	3,297
MINUTE CLINIC LLC		2,844	425	13%	3,269
HEALTH FIRST ADVENTHEALTH CENTRA CARE COCOA		2,959	308	9%	3,267
HIGHLANDS REGIONAL MEDICAL CENTER		2,532	726	22%	3,258
BAPTIST HEALTH URGENT CARE AT SAWGRASS		2,664	526	16%	3,190
PRECISION HEALTH SOLUTIONS		3,016	171	5%	3,187
MINUTECLINIC LLC #3631		2,679	484	15%	3,163
BRASHEAR'S VITAL CARE CORP		2,487	647	21%	3,134
MC DIAGNOSTIC OF CONNECTICUT, PC #2220		2,692	439	14%	3,131
WELLINGTON REGIONAL MEDICAL CENTER		2,848	281	9%	3,129
BAPTIST HEALTH SOUTH FLORIDA - BRICKELL URGENT CARE		2,593	530	17%	3,123
MINUTECLINIC LLC 5852		2,648	457	15%	3,105
MEDEXPRESS URGENT CARE LEHIGH ACRES		2,704	388	13%	3,092
HOLIDAY CVS LLC DBA CVS PHARMACY #5154		2,990	82	3%	3,072
HEALTH FIRST ADVENTHEALTH CENTRA CARE MALABAR		2,744	299	10%	3,043
SELECT LABORATORIES - MARION COUNTY, FL LLC	5	2,715	305	10%	3,025
MEDEXPRESS URGENT CARE - DELAND		2,703	321	11%	3,024
MINUTECLINIC LLC #3463		2,531	485	16%	3,016
WALGREEN CO	2	2,664	334	11%	3,000
PROHEALTH	3	1,445	1,548	52%	2,996

COVID-19: testing by laboratory

Data through Mar 5, 2021 verified as of Mar 6, 2021 at 09:25 AM

Data in this report are provisional and subject to change.

The numbers in the table below represent the number of Florida and non-Florida residents for whom test results were received by the Department of Health. A person can be tested by more than one laboratory and can have both positive and negative results. **Therefore, the sum of the numbers in each column will be larger than the total number of people tested.**

Reporting lab	Inconclusive	Negative	Positive	Percent positive	Total
MINUTECLINIC LLC #5249		2,365	603	20%	2,968
VERILY LIFE SCIENCES		2,932	32	1%	2,964
ADVENTHEALTH CENTRA CARE KIDS LAKE MARY		2,743	219	7%	2,962
LEE DAVIS COMMUNITY RESOURCE CENTER		2,569	377	13%	2,946
MINUTECLINIC LLC #5253		2,424	501	17%	2,925
VETERANS AFFAIRS MEDICAL CENTER - ORLANDO	1	1,343	1,578	54%	2,922
PRIMEHEALTH URGENT CARE INC		2,507	409	14%	2,916
ADVENT HEALTH CENTRA CARE -WINTER PARK KIDS URGENT CARE	4	2,658	252	9%	2,914
STONE CLINICAL LABORATORIES		2,790	96	3%	2,886
WALGREENS ORLANDO	3	2,536	340	12%	2,879
MEMORIAL HOSPITAL PEMBROKE	3	2,529	339	12%	2,871
CARENOW URGENT CARE		1,752	1,108	39%	2,860
BMCT Molecular Diagnostics Subsection		2,360	497	17%	2,857
MARION E FETHER MEDICAL CENTER, THE		2,607	241	8%	2,848
ADVENT HEALTH - NEW SMYRNA		2,269	565	20%	2,834
MEDONE PLLC		2,123	693	25%	2,816
BAPTIST HEALTH - CLAY		2,374	377	14%	2,751
ACCESS POINT HEALTHCARE URGENT & PRIMARY CARE	2	2,078	668	24%	2,748
PARAMOUNT URGENT CARE INC		979	1,764	64%	2,743
NXGEN MDX LLC	4	2,439	295	11%	2,738
MARINERS HOSPITAL		2,471	264	10%	2,735
BAPTIST HEALTH EMERGENCY CENTER COUNTRY WALK	1	2,301	430	16%	2,732
MINUTECLINIC LLC #5190		2,280	450	16%	2,730
GESSLER CLINIC	2	1,838	889	33%	2,729
CITRUS MEMORIAL HOSPITAL LABORATORY		2,248	460	17%	2,708
SCION LAB SERVICES LLC	24	2,480	199	7%	2,703
MINUTECLINIC LLC #4415		2,264	425	16%	2,689
MINUTECLINIC LLC #5854		2,259	426	16%	2,685
BLUE MED CONSULTANTS		2,571	107	4%	2,678
SACRED HEART HEALTH SYSTEM, INC	1	1,788	863	33%	2,652
MEDEXPRESS URGENT CARE - VERO BEACH		2,303	348	13%	2,651
PARAMOUNT URGENT CARE - ORLANDO		1,729	901	34%	2,630
EMERALD COAST URGENT CARE, LLC	1	1,968	660	25%	2,629
BAPTIST HEALTHCARE - GULF BREEZE HOSPITAL	3	2,165	453	17%	2,621
ADVENT HEALTH - OCALA		2,124	447	17%	2,571
MEDEXPRESS FORT MYERS		2,248	315	12%	2,563
LOWER KEYS MEDICAL CENTER		2,293	260	10%	2,553
CELESTA MEDICAL SERVICES LLC DBA - AMERICAN RESEARCH LABS		2,322	227	9%	2,549
PARAMOUNT URGENT CARE - OVIEDO		1,739	805	32%	2,544
BAPTIST HEALTH - OAKLEAF		2,095	437	17%	2,532
MEDEXPRESS URGENT CARE CORAL SPRINGS		2,274	255	10%	2,529
MINUTECLINIC LLC #3662		2,116	368	15%	2,484
ADVENTHEALTH CENTRA CARE CONWAY		2,098	374	15%	2,472
MINUTECLINIC, LLC #4015		1,894	564	23%	2,458
EMERALD COAST URGENT CARE LLC		1,804	654	27%	2,458
MINUTECLINIC LLC #7886		2,125	329	13%	2,454
BAPTIST HEALTH SOUTH FLORIDA - MIAMI BEACH URGENT CARE		2,078	346	14%	2,424

COVID-19: testing by laboratory

Data through Mar 5, 2021 verified as of Mar 6, 2021 at 09:25 AM

Data in this report are provisional and subject to change.

The numbers in the table below represent the number of Florida and non-Florida residents for whom test results were received by the Department of Health. A person can be tested by more than one laboratory and can have both positive and negative results. **Therefore, the sum of the numbers in each column will be larger than the total number of people tested.**

Reporting lab	Inconclusive	Negative	Positive	Percent positive	Total
COMMUNITY HEALTH NORTHWEST FLORIDA	4	1,856	549	23%	2,409
MINUTECLINIC LLC #5214		2,069	337	14%	2,406
MEDEXPRESS URGENT CARE - CLEWISTON		1,996	386	16%	2,382
MINUTECLINIC LLC #7887		2,103	269	11%	2,372
PHYSICIANS STAT LAB	3	1,066	1,302	55%	2,371
MINUTECLINIC LLC #1771		1,981	375	16%	2,356
MINUTECLINIC LLC # 3930		2,020	327	14%	2,347
MINUTECLINIC LLC # 0514		2,064	273	12%	2,337
BAY MEDICAL CENTER SACRED HEART HEALTH SYSTEM		1,757	555	24%	2,312
MINUTECLINIC LLC #4458		1,888	422	18%	2,310
LEE HEALTH - COCONUT POINT CLINICAL LAB	2	1,872	433	19%	2,307
PHYSICIAN ASSOCIATES		2,068	237	10%	2,305
MINUTECLINIC LLC #1055		1,837	452	20%	2,289
MINUTECLINIC LLC #3814		1,924	363	16%	2,287
DR G'S URGENT CARE		1,969	293	13%	2,262
MINUTECLINIC LLC #7225		1,945	310	14%	2,255
DONALD W ROBERTSON DO PA		1,758	497	22%	2,255
PHYSICIANS REGIONAL MEDICAL CENTER - COLLIER BLVD	1	1,526	713	32%	2,240
MINUTECLINIC LLC # 3686		1,921	312	14%	2,233
PRIMEHEALTH URGENT CARE	1	1,865	361	16%	2,227
MINUTECLINIC LLC #3003		1,765	450	20%	2,215
AMELIA EXPRESS CARE LLC	10	1,889	309	14%	2,208
MINUTECLINIC LLC #3705		1,915	273	12%	2,188
MINUTECLINIC, LLC #3204		1,810	370	17%	2,180
MEDEXPRESS URGENT CARE BOCA RATON		1,989	190	9%	2,179
PATIENTS FIRST - THOMASVILLE ROAD		1,919	258	12%	2,177
FLORIDA MEDICAL CLINIC	3	1,002	1,166	54%	2,171
WHOLE FAMILY HEALTH CENTER INC		1,812	358	16%	2,170
CAREFAST+	1	1,454	711	33%	2,166
MINUTECLINIC LLC #7973		1,873	287	13%	2,160
ADVENTHEALTH CENTRA CARE WINTER HAVEN	1	1,421	724	34%	2,146
MINUTECLINIC LLC #3291		1,875	269	13%	2,144
TAMPA COMMUNITY HOSPITAL		1,819	317	15%	2,136
MINUTECLINIC LLC #5069		1,766	363	17%	2,129
CORE DIAGNOSTIC LABORATORIES LLC	17	1,788	319	15%	2,124
MINUTECLINIC LLC #3257		1,757	363	17%	2,120
ASCENSION SACRED HEART - GULF		1,600	516	24%	2,116
ADVENT HEALTH - DADE CITY		1,843	262	12%	2,105
ASSOCIATED PATHOLOGISTS, LLC	3	1,721	378	18%	2,102
BAYFRONTVENICEREGIONAL		2,002	86	4%	2,088
BOND URGENT CARE LLC		1,549	527	25%	2,076
KEYS AHEC SCHOOL MEDICAL CLINIC	13	1,942	119	6%	2,074
EXACT SCIENCES LABORATORIES, LLC		1,872	199	10%	2,071
UNIVERSITY OF NORTH FLORIDA STUDENT HEALTH		1,998	66	3%	2,064
MINUTECLINIC LLC # 7933		1,805	251	12%	2,056
INTELEX LABS, LLC		1,977	64	3%	2,041
AFC PHYSICIANS OF FLORIDA		1,540	500	25%	2,040

COVID-19: testing by laboratory

Data through Mar 5, 2021 verified as of Mar 6, 2021 at 09:25 AM

Data in this report are provisional and subject to change.

The numbers in the table below represent the number of Florida and non-Florida residents for whom test results were received by the Department of Health. A person can be tested by more than one laboratory and can have both positive and negative results. **Therefore, the sum of the numbers in each column will be larger than the total number of people tested.**

Reporting lab	Inconclusive	Negative	Positive	Percent positive	Total
MINUTECLINIC, LLC #5817		1,676	364	18%	2,040
MINUTECLINIC LLC #3748		1,641	392	19%	2,033
MINUTECLINIC, LLC (CLINIC 10699)		1,755	275	14%	2,030
MINUTECLINIC LLC #7173		1,777	246	12%	2,023
FLOWERS HOSPITAL		1,834	188	9%	2,022
CHARLES AIESI CONSULTING INC	8	1,778	233	12%	2,019
PARRISH MEDICAL CENTER	1	1,754	250	12%	2,005
MINUTECLINIC LLC #5924		1,707	292	15%	1,999
MINUTECLINIC LLC #3255		1,707	275	14%	1,982
MINUTECLINIC LLC #4024		1,703	277	14%	1,980
JUPITER MEDICAL CENTER URGENT CARE		1,511	466	24%	1,977
MINUTECLINIC LLC #5216		1,698	278	14%	1,976
MEDIQUICK URGENT CARE CENTERS INC		1,425	546	28%	1,971
MINUTECLINIC LLC #4612		1,565	395	20%	1,960
DOC SMILEY'S URGENT CARE		1,706	247	13%	1,953
MINUTECLINIC LLC #3654		1,621	328	17%	1,949
EMERGENCY PHYSICIANS MEDICAL CENTER		896	1,051	54%	1,947
GENUS3		1,873	72	4%	1,945
JACKSON HOSPITAL CLINICAL LABORATORY		1,647	282	15%	1,929
MINUTECLINIC LLC # 3579		1,641	286	15%	1,927
MINUTECLINIC LLC #3648		1,548	369	19%	1,917
HEALTH CARE DISTRICT OF PALM BEACH COUNTY	1	1,721	192	10%	1,914
PHYSICIANS PRIMARY CARE	2	1,680	226	12%	1,908
FAU		1,764	142	7%	1,906
MEDFAST URGENT CARE CENTERS LLC		564	1,325	70%	1,889
NCHMD INC		1,583	305	16%	1,888
LAKE WALES MEDICAL CENTER INC		1,628	248	13%	1,876
MEDEXPRESS PORT CHARLOTTE		1,701	169	9%	1,870
MINUTECLINIC LLC #3285		1,619	249	13%	1,868
MEDIPATH LLC		1,531	330	18%	1,861
PENSACOLA PEDIATRICS PA	1	1,692	167	9%	1,860
MINUTECLINIC LLC #3635		1,604	237	13%	1,841
MINUTECLINIC LLC #1807		1,545	290	16%	1,835
AFC PHYSICIANS OF FLORIDA PA		1,379	454	25%	1,833
NCH NORTHEAST	7	1,415	400	22%	1,822
MARTIN HEALTH SYSTEM - ST LUCIE WEST		1,647	169	9%	1,816
MINUTECLINIC LLC #4201		1,579	221	12%	1,800
MINI ER WATERFORD LAKES, THE		1,540	258	14%	1,798
DOC SMILEYS URGENT CARE LLC		1,456	334	19%	1,790
BARDMOOR LABORATORY	9	1,504	261	15%	1,774
MINUTECLINIC LLC #1821		1,589	176	10%	1,765
RIVER TOWN DIAGNOSTIC LLC		1,464	283	16%	1,747
Community_Health		1,533	199	11%	1,732
MINUTECLINIC LLC #476		1,474	237	14%	1,711
LITTLE PINE PEDIATRICS	1	1,440	269	16%	1,710
OPTUM LABS LLC	1	1,526	170	10%	1,697
JW PLASTIC SURGERY		1,449	244	14%	1,693

COVID-19: testing by laboratory

Data through Mar 5, 2021 verified as of Mar 6, 2021 at 09:25 AM

Data in this report are provisional and subject to change.

The numbers in the table below represent the number of Florida and non-Florida residents for whom test results were received by the Department of Health. A person can be tested by more than one laboratory and can have both positive and negative results. **Therefore, the sum of the numbers in each column will be larger than the total number of people tested.**

Reporting lab	Inconclusive	Negative	Positive	Percent positive	Total
SPARROW HEALTHCARE	2	1,436	252	15%	1,690
IGENOMIX USA LLC	47	1,482	157	9%	1,686
NEIGHBORHOOD MEDICAL CENTER INC	17	1,482	178	11%	1,677
MINUTECLINIC LLC #8381		1,427	237	14%	1,664
NORTH SHORE LONG ISLAND JEWISH HEALTH	1	1,568	82	5%	1,651
MINUTECLINIC LLC #1350		1,423	228	14%	1,651
LABORATORY SPECIALISTS OF MICHIGAN		1,363	284	17%	1,647
KETAMINE HEALTH CENTERS LLC	1	1,481	141	9%	1,623
GENESIS LABORATORY MANAGEMENT	14	1,376	229	14%	1,619
MINUTECLINIC LLC #6007		1,405	213	13%	1,618
FIU-HEALTH AUXILIARY LABORATORY	6	1,517	93	6%	1,616
LABTECH DIAGNOSTIC		1,324	286	18%	1,610
BAPTIST HEALTH EMERGENCY CENTER AT WEST CORAL WAY		1,259	341	21%	1,600
OPTEO LABORATORY		1,563	34	2%	1,597
ELLENTON URGENT CARE		1,361	234	15%	1,595
BAYFRONT HEALTH - CITRUS HILLS		1,363	211	13%	1,574
SHELL POINT NURSING PAVILION	1	1,501	71	5%	1,573
MELBOURNE MEDICAL LABORATORY☐	2	1,365	202	13%	1,569
MINUTECLINIC, LLC # 4469		1,340	224	14%	1,564
ASSURANCE SCIENTIFIC LABORATORIES	1	1,267	283	18%	1,551
MINUTECLINIC LLC #3637		1,225	326	21%	1,551
MINUTECLINIC LLC #3236		1,295	222	15%	1,517
WHITE WILSON MEDICAL CENTER		192	1,311	87%	1,503
STEWART ROCKLEDGE HOSPITAL	1	1,263	232	16%	1,496
MINUTECLINIC LLC #1815		1,308	180	12%	1,488
BAPTIST HEALTH SOUTH FLORIDA - COUNTRY WALK URGENT CARE EXPRESS		1,262	224	15%	1,486
GENOME LLC	2	1,360	115	8%	1,477
MINUTECLINIC, LLC #3245		1,177	283	19%	1,460
ADVANCE MEDICAL OF NAPLES		326	1,124	78%	1,450
MINUTECLINIC LLC #5157		1,258	189	13%	1,447
UHEALTH DEERFIELD BEACH/UMSYLVESTER DEERFIELD BEACH LABORATORY	3	1,380	55	4%	1,438
ED FRASER MEMORIAL HOSPITAL		1,190	244	17%	1,434
BIOCERNA LLC	9	1,257	164	11%	1,430
PATIENTS CHOICE LABORATORIES		831	592	42%	1,423
LAKELAND REGIONAL HEALTH PABLO		1,227	186	13%	1,413
COASTAL LABORATORIES	1	1,115	287	20%	1,403
UNIVERSITY OF ALABAMA AT BIRMINGHAM		1,356	43	3%	1,399
ARCPOINT LABS		848	549	39%	1,397
FLORIDA DEPARTMENT OF HEALTH IN POLK COUNTY	2	1,082	308	22%	1,392
MEDEXPRESS URGENT CARE - JAX ATLANTIC BLVD		1,185	200	14%	1,385
MINUTECLINIC LLC #214		1,187	193	14%	1,380
PROJECT HEALTH, INC SUMTERVILLE	5	1,125	245	18%	1,375
EUROFINS NTD, LLC		1,320	44	3%	1,364
BAPTIST HEALTH SOUTH FLORIDA - KEY BISCANE URGENT CARE EXPRESS		1,196	166	12%	1,362
ADVANCED MEDICAL OF NAPLES LLC		1,206	156	11%	1,362
ASCENSION ST VINCENT'S - SOUTHSIDE		1,309	49	4%	1,358
BAPTIST HEALTHCARE - JAY HOSPITAL	1	985	366	27%	1,352

COVID-19: testing by laboratory

Data through Mar 5, 2021 verified as of Mar 6, 2021 at 09:25 AM

Data in this report are provisional and subject to change.

The numbers in the table below represent the number of Florida and non-Florida residents for whom test results were received by the Department of Health. A person can be tested by more than one laboratory and can have both positive and negative results. **Therefore, the sum of the numbers in each column will be larger than the total number of people tested.**

Reporting lab	Inconclusive	Negative	Positive	Percent positive	Total
PEDIATRIC HEALTH CARE ALLIANCE - NORTHDAL		1,236	116	9%	1,352
TEMPUS CLINICAL LABORATORY	10	1,193	148	11%	1,351
TREASURE COAST MEDICAL ASSOCIATES INC		747	572	43%	1,319
AMELIA EXPRESS CARE	1	715	596	45%	1,312
SMA LAB	9	1,150	149	11%	1,308
PARAMOUNT URGENT CARE VILLAGES		912	394	30%	1,306
UHEALTH CLINIC AT WALGREENS		1,052	252	19%	1,304
NYU HOSPITALS CENTER CLINICAL LABORATORIES		1,249	42	3%	1,291
VRL EUROFIN		1,235	36	3%	1,271
APALACHEE CORRECTIONAL INSTITUTION EAST UNIT		1,238	26	2%	1,264
FIRST QUALITY LABORATORY		1,181	82	6%	1,263
CAREMED CLINIC LLC	1	981	274	22%	1,256
TOM LEE COMMUNITY HEALTH CENTER		827	426	34%	1,253
OPTUMCARE FLORIDA LLC		1,003	250	20%	1,253
READY RESPONDERS FLORIDA, PLLC		1,079	168	13%	1,247
VITRO MOLECULAR LABORATORIES	46	1,122	75	6%	1,243
VAVA PARTNERS LLC		440	795	64%	1,235
PROHEALTH MEDICAL CLINIC		620	613	50%	1,233
HOLIDAY CVS LLC DBA CVSPHARMACY #5155		1,173	57	5%	1,230
CLINICORE		1,124	91	7%	1,215
ST ANNES NURSING CENTER		1,176	25	2%	1,201
ER QUICKCARE PL		1,026	174	15%	1,200
PATIENTS FIRST LAKE ELLA MEDICAL CENTER		1,061	139	12%	1,200
XPRESS URGENT CARE	4	1,012	180	15%	1,196
ACCESS MEDICAL LABS		746	448	38%	1,194
PREMIER MEDICAL	1	1,097	94	8%	1,192
PALM BAY HOSPITAL CLINICAL LABORATORY		821	350	30%	1,171
MEDICAL CONSULTANTS OF FLORIDA, LLC	1	984	185	16%	1,170
SOLARIS HEALTHCARE PALATKA		1,065	104	9%	1,169
STAGEZERO LIFE SCIENCES INC	3	1,063	99	8%	1,165
EPN URGENT CARE NAPLES	2	787	369	32%	1,158
NORTH FLORIDA PEDIATRICS-TALLAHASSEE	1	1,054	98	8%	1,153
MYTEST DIAGNOSTICS		1,086	62	5%	1,148
PARAMOUNT URGENT CARE - CLERMONT		686	454	40%	1,140
MINUTECLINIC LLC #8927		961	177	16%	1,138
LAB24 INC	3	464	667	59%	1,134
ADVANCED DIAGNOSTIC LABORATORY		1,086	47	4%	1,133
CAPSTONE HEALTHCARE		802	330	29%	1,132
VERITAS GENETICS	61	942	119	11%	1,122
COASTAL PEDIATRIC GROUP		969	152	14%	1,121
PALM HARBOR PHARMACY		960	149	13%	1,109
MINUTECLINIC LLC #5187		974	135	12%	1,109
MIAMI JEWISH HEALTH SYSTEMS		1,049	58	5%	1,107
PROFESSIONAL HEALTH EXAMINERS DBA PROHEALTH	1	894	211	19%	1,106
ADDICTION LABS OF AMERICA	3	1,019	77	7%	1,099
XYZ LABORATORY	8	942	146	13%	1,096
NAPLES URGENT CARE	1	697	396	36%	1,094

COVID-19: testing by laboratory

Data through Mar 5, 2021 verified as of Mar 6, 2021 at 09:25 AM

Data in this report are provisional and subject to change.

The numbers in the table below represent the number of Florida and non-Florida residents for whom test results were received by the Department of Health. A person can be tested by more than one laboratory and can have both positive and negative results. **Therefore, the sum of the numbers in each column will be larger than the total number of people tested.**

Reporting lab	Inconclusive	Negative	Positive	Percent positive	Total
ARCPPOINT LABS OF CORAL SPRINGS FL		978	110	10%	1,088
STEWART REFERENCE LABORATORY	1	595	481	45%	1,077
SUNRISE URGENT CARE ASSOCIATES LLC D/B/A	7	687	379	35%	1,073
ST PETERSBURG PEDIATRICS	1	959	111	10%	1,071
RAINBOW RIVER MEDICAL LABORATORY		977	83	8%	1,060
NORTH FLORIDA PEDIATRICS - LAKE CITY		849	209	20%	1,058
HENDRY REGIONAL MEDICAL CENTER CLINICAL LABORATORY		809	248	23%	1,057
CAREFAST MURABELLA		597	459	43%	1,056
MINUTECLINIC LLC		922	125	12%	1,047
PROJECT HEALTH INC	4	875	155	15%	1,034
PRIMARY CARE OF THE TREASURE COAST		899	132	13%	1,031
INNOVATIVE TRANSFUSION MEDICINE, INC	11	866	143	14%	1,020
FLAGLER HOSPITAL LABORATORY	8	36	969	96%	1,013
GENEIQ		948	53	5%	1,001
VERITOR		850	151	15%	1,001
USF MORSANI CENTER FOR ADVANCED HEALTH CARE		877	121	12%	998
PROFESSIONAL HEALTH EXAMINERS		847	144	15%	991
LAKELAND REGIONAL HEALTH - PWC/OB		36	954	96%	990
ADVENTHEALTH CENTRA CARE TRINITY		859	131	13%	990
LENCO MEDICAL LABORATORY		941	47	5%	988
BROWNWOOD CARE CENTER		853	128	13%	981
VA PAIN CLINIC	4	937	33	3%	974
CARENOW URGENT CARE - FORT PIERCE		671	297	31%	968
BIO-TECH CLINICAL LABORATORIES INC		823	131	14%	954
MINUTECLINIC, LLC DBA MINUTECLINIC #4717		902	38	4%	940
PRIMARY CARE SOUTH INC		553	383	41%	936
LPG COCONUT POINT		775	158	17%	933
TYNDALL AIR FORCE BASE		723	204	22%	927
PHAROS HEALTH		687	240	26%	927
VRL EUROFINIS - DALLAS		913	13	1%	926
ABSOLUTE GENOMICS	1	743	179	19%	923
HISTOPATHOLOGY SERVICES, LLC		817	104	11%	921
GENE TOX WORLDWIDE	60	736	125	14%	921
INTEGRITY LABORATORIES, LLC	4	750	164	18%	918
THE HEALTH CENTER OF PLANT CITY		835	71	8%	906
CATALYST WALK IN CLINIC		718	184	20%	902
PEDIATRICS OF CENTRAL FLORIDA PA	20	833	48	5%	901
FAST TRACK URGENT CARE CENTER		4	896	100%	900
NORTH FLORIDA PEDIATRICS PA - SUWANNEE	3	771	125	14%	899
TACACHALE CLINICAL LABORATORY	1	847	47	5%	895
GROWING TOGETHER PEDIATRICS LLC		835	57	6%	892
UNIVERSITY OF WEST FLORIDA STUDENT HEALTH SERVICES	1	763	121	14%	885
FISHERMENS HOSPITAL CLINICAL LAB		799	78	9%	877
INTERLACHEN PEDIATRICS		842	33	4%	875
QUICK CARE MED		646	218	25%	864
C.W. BILL YOUNG VA MEDICAL CENTER	1	21	838	97%	860
COVANCE CLINICAL RESEARCH UNIT INC		833	24	3%	857

COVID-19: testing by laboratory

Data through Mar 5, 2021 verified as of Mar 6, 2021 at 09:25 AM

Data in this report are provisional and subject to change.

The numbers in the table below represent the number of Florida and non-Florida residents for whom test results were received by the Department of Health. A person can be tested by more than one laboratory and can have both positive and negative results. **Therefore, the sum of the numbers in each column will be larger than the total number of people tested.**

Reporting lab	Inconclusive	Negative	Positive	Percent positive	Total
LEE COUNTY EMERGENCY MEDICAL SERVICE	1	735	113	13%	849
BAPTIST HEALTH - MD ANDERSON CANCER CENTER		842	5	1%	847
INTERLACHEN PEDIATRICS PA		809	38	4%	847
EAST LAKE PEDIATRICS		720	107	13%	827
DEPARTMENT OF CLINICAL LABS		803	18	2%	821
CAPE CANAVERAL HOSPITAL		560	261	32%	821
CREEKSIDE CARE CENTER	1	681	139	17%	821
NORTH FLORIDA PEDIATRICS PA	2	707	111	14%	820
FLORIDA HOSPITAL ORLANDO		743	74	9%	817
PENSACOLA PEDIATRICS	2	579	234	29%	815
ADVENTHEALTH EXPRESS CARE AT WALGREENS		711	103	13%	814
ASAP LABS LLC	7	655	152	19%	814
NORTH VISTA HOSPITAL LABORATORY		691	122	15%	813
CONSULATE HEALTH CARE OF NEW PORT RICHEY	2	687	123	15%	812
MOLECULAR TESTING LABS		758	53	7%	811
ASCENSION ST VINCENT'S - CLAY		775	35	4%	810
WOODLANDS MEDICAL SPECIALISTS		549	258	32%	807
Point of Care Testing	1	116	685	85%	802
COASTAL PHYSICIANS, LLC		644	154	19%	798
NITE LITE PEDIATRICS		234	564	71%	798
CVS HEALTH		616	174	22%	790
NORTH OKALOOSA MEDICAL CENTER		455	330	42%	785
NORTH SHORE LIJ URGENT CARE PC		737	46	6%	783
DYNIX DIAGNOSTICS	2	526	255	33%	783
CRUCIAL CARE EMERGENCY MEDICINE DOCTORS		625	157	20%	782
Tampa Lakes Health and Rehabilitation Center	2	706	73	9%	781
REDI MED LLC		624	156	20%	780
HALIFAX MEDICAL CENTER-PORT ORANGE LAB		668	111	14%	779
SPECTOR SCIENTIFIC LAB	1	275	495	64%	771
NONE		308	461	60%	769
PRIMARY CARE SERVICES AT INDIAN RIVER ESTATES		744	23	3%	767
FAMILY HEALTH CENTERS OF SWF LABS	2	677	85	11%	764
MACDILL AIR FORCE BASE		712	51	7%	763
VITAS HEALTHCARE CORPORATION OF FLA	1	752	5	1%	758
CHILDRENS MEDICAL ASSOCIATION		690	66	9%	756
JACKSONVILLE BEACH PEDIATRIC CARE CENTER		692	63	8%	755
MIDWAY SPECIATLY CARE CENTER		533	221	29%	754
NORTHEAST FLORIDA NEUROLOGY CLINICS, INC		637	113	15%	750
LOOP PEDIATRICS PA	3	629	118	16%	750
Victoria Nursing and Rehabilitation Center		695	53	7%	748
VENICE REGIONAL BAYFRONT HEALTH (PULMONARY)		637	111	15%	748
CARE ONE OF FLORIDA LLC		501	241	32%	742
NCHMD, INC SOUTHEAST IMMEDIATE CARE		569	168	23%	737
SANTA ROSA MEDICAL GROUP		575	161	22%	736
ANY LAB TEST NOW	1	488	241	33%	730
ADVENT HEALTH LAB - ORLANDO		433	296	41%	729
CLINICAL PATHOLOGY LABS INC		648	71	10%	719

COVID-19: testing by laboratory

Data through Mar 5, 2021 verified as of Mar 6, 2021 at 09:25 AM

Data in this report are provisional and subject to change.

The numbers in the table below represent the number of Florida and non-Florida residents for whom test results were received by the Department of Health. A person can be tested by more than one laboratory and can have both positive and negative results. **Therefore, the sum of the numbers in each column will be larger than the total number of people tested.**

Reporting lab	Inconclusive	Negative	Positive	Percent positive	Total
SOLARIS HEALTHCARE CHARLOTTE HARBOR		672	47	7%	719
24 HOUR PEDIATIC CARE CENTER	3	663	50	7%	716
DISNEY COVID TEST SITE		703	12	2%	715
PALACE NURSING HOME & REHAB CENTER		677	36	5%	713
PRIMARY CARE SERVICES AT ST ANDREWS ESTATES		711			711
WILLOWBROOKE COURT AT EDGEWATER POINTE ESTATES		700	9	1%	709
LIFE CARE CENTER OF NEW PORT RICHEY		676	33	5%	709
KENDALL HEALTHCARE PROPERTIES DBA	2	678	27	4%	707
CALHOUN LIBERTY HOSPITAL		554	153	22%	707
DOCTOR'S MEMORIAL HOSPITAL		544	162	23%	706
GRAND COURT TAMPA		701	4	1%	705
ORLANDO HEALTH AND REHAB CENTER		658	43	6%	701
TELESCOPE HEALTH LLC	3	584	112	16%	699
PALM GARDEN OF PORT SAINT LUCIE		689	9	1%	698
Crestview Rehabilitation Center	5	563	128	18%	696
AMERICAN MEDICAL RESPONSE		685	7	1%	692
HEALTH CENTRAL CLINICAL LABORATORY		633	58	8%	691
PREMIER MEDICAL LABORATORY SERVICES	2	463	225	33%	690
NORTH FLORIDA MEDICAL GROUP		547	143	21%	690
POINT WASHINGTON MEDICAL CLINIC	1	485	199	29%	685
PHYSICIANS STAT LAB INC		593	85	13%	678
NCH HEALTHCARE SYSTEM MICROBIOLOGY LAB		2	674	100%	676
EAST LAKE PEDIATRICS PA		613	62	9%	675
CENTRAL FLORIDA HEALTH CARE INC		565	107	16%	672
MINI ER ADULT AND PEDIATRIC URGENT CARE		574	98	15%	672
LAB DOCTOR		584	82	12%	666
MEDICAL FP – WHOLE FAMILY HEALTH CENTER		543	120	18%	663
AMERICAN FAMILY CARE PENSACOLA WEST		127	533	81%	660
BOND AND STEELE CLINIC PA		467	193	29%	660
GULF COAST VILLAGE		628	31	5%	659
TREE HOUSE PEDIATRICS PLLC		592	67	10%	659
ETHOS WELLNESS PHARMACY		612	43	7%	655
FLAGLER COUNTY HEALTH DEPARTMENT	3	509	142	22%	654
POINT OF CARE TESTING SITE		630	24	4%	654
FLORIDA GULF COAST UNIVERSITY		470	183	28%	653
GOLDEN GATE FAMILY CLINIC		206	446	68%	652
GULF COAST MOLECULAR LABORATORIES	13	536	102	16%	651
MAVERICK LABS		460	188	29%	648
MAIN STREET MEDICAL CENTER		128	519	80%	647
ADVENTHEALTH MEDICAL GROUP PROMPT CARE		463	183	28%	646
LIFE CARE CENTER OF PENSACOLA		596	49	8%	645
ST JOHN'S NURSING CENTER		623	21	3%	644
MANOR PINES CONVALESCENT CENTER LLC	1	621	21	3%	643
JOHN KNOX VILLAGE HEALTH CENTER		621	21	3%	642
VIERA HOSPITAL, INC		504	138	21%	642
MOUNT SINAI LABORATORY		611	29	5%	640
ENCOMPASS HEALTH		625	15	2%	640

COVID-19: testing by laboratory

Data through Mar 5, 2021 verified as of Mar 6, 2021 at 09:25 AM

Data in this report are provisional and subject to change.

The numbers in the table below represent the number of Florida and non-Florida residents for whom test results were received by the Department of Health. A person can be tested by more than one laboratory and can have both positive and negative results. **Therefore, the sum of the numbers in each column will be larger than the total number of people tested.**

Reporting lab	Inconclusive	Negative	Positive	Percent positive	Total
AMERICAN SCIENTIFIC LABORATORIES LLC		628	5	1%	633
VETERANS AFFAIRS MEDICAL CENTER	1	40	591	94%	632
PALM GARDEN OF VERO BEACH		591	40	6%	631
PEBBLEBROOK PHARMACY	1	522	107	17%	630
ORANGE BLOSSOM FAMILY HEALTH		602	27	4%	629
SPRING HILL HEALTH AND REHABILITATION CENTER		597	24	4%	621
LIFE CARE CENTER OF ORANGE PARK		591	30	5%	621
MID-FLORIDA PATHOLOGY		466	148	24%	614
GOLDEN GLADES NURSING & REHABILITATION CTR		594	16	3%	610
HOLY CROSS HOSPITAL		12	598	98%	610
THE PRESERVE		601	9	1%	610
EXPRESS PHARMACY		562	46	8%	608
SOUTHEAST ALABAMA MEDICAL CENT		554	53	9%	607
HOLMES REGIONAL MEDICAL CENTER		5	601	99%	606
SEBASTIAN RIVER MEDICAL CENTER	2	440	163	27%	605
CLEWISTON NURSING AND REHABILITATION CENTER		592	12	2%	604
LIFE CARE CENTER OF HILLIARD		581	22	4%	603
BOCA GRANDE HEALTH CLINIC		573	30	5%	603
FORT MYERS INTERNAL MEDICINE, LLC		541	61	10%	602
PATIENTS FIRST - MAHAN DRIVE		164	436	73%	600
PALM BEACH ATLANTIC UNIVERSITY		585	15	3%	600
VETERANS AFFAIRS MEDICAL CENTER - JAMES A HALEY			597	100%	597
MANOR CARE HEALTH SERVICES - FT MYERS		569	25	4%	594
MOORINGS PARK INSTITUTE, INC, THE		568	26	4%	594
BROOKDALE FORT MYERS CYPRESS LAKE		590	2	0%	592
BROAD INSTITUTE CLINICAL SEQUENCING RESEARCH PLATFORM	2	562	28	5%	592
VITAS HEALTHCARE CORP OF CENTRAL FL		568	23	4%	591
PEDIATRIC HEALTHCARE ALLIANCE PA		541	48	8%	589
CONSULATE HEALTHCARE OF VERO BEACH	14	492	81	14%	587
EDEN SPRINGS NURSING AND REHAB CENTER		476	110	19%	586
SUWANNEE HEALTH AND REHABILITATION CENTER		581	5	1%	586
Fernandina Beach Rehabilitation and Nursing Center	1	562	19	3%	582
PEDIATRIC HEALTHCARE ALLIANCE		547	33	6%	580
CYPRESS VILLAGE	1	552	24	4%	577
WATSON THERAPEUTICS INC	1	552	24	4%	577
J AND G MEDICAL GROUP LLC		474	101	18%	575
BREVARD HEALTH ALLIANCE		323	251	44%	574
DAVITA LABORATORY		471	103	18%	574
MEDONE URGENT CARE CENTER		350	223	39%	573
NSPIRE HEALTHCARE MIAMI LAKES	8	550	14	2%	572
TENNESSEE DOH - NASHVILLE	2	504	66	12%	572
MEDICAL VB		451	121	21%	572
THERADOC		152	419	73%	571
HMA SANTA ROSA MEDICAL CENTER LLC DBA		449	122	21%	571
CARITHERS PEDIATRIC GROUP		518	49	9%	567
MAYFLOWER ASSISTED LIVING		556	6	1%	562
CITY MEDICAL OF NEW JERSEY, PC		516	46	8%	562

COVID-19: testing by laboratory

Data through Mar 5, 2021 verified as of Mar 6, 2021 at 09:25 AM

Data in this report are provisional and subject to change.

The numbers in the table below represent the number of Florida and non-Florida residents for whom test results were received by the Department of Health. A person can be tested by more than one laboratory and can have both positive and negative results. **Therefore, the sum of the numbers in each column will be larger than the total number of people tested.**

Reporting lab	Inconclusive	Negative	Positive	Percent positive	Total
AFC URGENT CARE CLEARWATER	1	123	436	78%	560
WILLOW BROOKE COURT AT INDIAN RIVER ESTATES		517	43	8%	560
BUFFALO CROSSING HEALTHCARE & REHABILITATION CTR		544	15	3%	559
ECCOLAB GROUP	1	146	412	74%	559
SHORELINE PHYSICIAN GROUP		342	216	39%	558
DIAMOND RIDGE HEALTH AND REHABILITATION		525	32	6%	557
GENOSUR LLC	1	549	7	1%	557
MANOR CARE NURSING CENTER OF SARASOTA FL LLC		468	87	16%	555
BALDOMERO LOPEZ STATE VETERANS NURSING HOME	2	548	4	1%	554
EMERALD SHORES HEALTH AND REHABILITATION		457	97	18%	554
FAMILY HEALTH CENTERS OF SOUTHWEST FLORIDA INC		482	70	13%	552
NEMOURS CHILDERN'S HOSPITAL		453	98	18%	551
EXPRESS URGENT CARE LLC		1	549	100%	550
The Sands at South Beach		545	4	1%	549
BALDWIN PEDIATRICS	1	519	28	5%	548
VITAE DIAGNOSTICS		534	13	2%	547
Signature HealthCare Center of Waterford		516	30	5%	546
CONTINENTAL CLINICAL RESEARCH, LLC		509	35	6%	544
COASTAL URGENT CARE		428	116	21%	544
CLINICAL ENTERPRISE, INC		524	20	4%	544
DOCTORS CENTER,THE		432	111	20%	543
EMERALD COAST PEDIATRICS		531	11	2%	542
NCF DIAGNOSTICS & DNA TECHNOLOGIES	15	208	318	59%	541
CLIFFORD CHESTER SIMS STATE VETERANS		530	11	2%	541
Plantation Bay Rehabilitation Center		516	24	4%	540
PALM GARDEN OF TAMPA		508	29	5%	537
MEDICAL CENTER OF DELTONA, INC		445	92	17%	537
NCH HEALTHCARE BONITA		408	129	24%	537
VETERANS AFFAIRS MEDICAL CENTER - BAY PINES		18	519	97%	537
STATMED OCALA	3	416	116	22%	535
SABAL PALMS HEALTH AND REHAB		485	50	9%	535
CLARITY LABS		464	70	13%	534
VETERANS AFFAIRS MEDICAL CENTER - GAINESVILLE		3	526	99%	529
DOH - INDIAN RIVER		450	79	15%	529
MEDICAL CENTER CLINIC-IMMEDIATE CARE	1	423	104	20%	528
MED FAST URGENT CARE CENTER		260	268	51%	528
BAPTIST PRIMARY CARE	2	420	105	20%	527
MEDONE URGENT CARE AT ST. AUGUSTINE		136	388	74%	524
VILLA MARIA NURSING & REHAB CENTER INC	1	510	13	2%	524
BOND CLINIC PA PEDIATRICS DEPT		478	42	8%	520
PIONEER CLINICAL LAB LLC		418	101	19%	519
AMERICA'S PHARMACY LLC		460	57	11%	517
HARBOUR HEALTH CENTER		502	15	3%	517
SOLARIS HEALTHCARE LAKE CITY		418	98	19%	516
MEDFAST URGENT CARE CENTERS		231	281	55%	512
VALENCIA HILLS HEALTH AND REHABILITATION CENTER		499	13	3%	512
HEARTLAND PEDIATRICS OF LAKE WALES		455	53	10%	508

COVID-19: testing by laboratory

Data through Mar 5, 2021 verified as of Mar 6, 2021 at 09:25 AM

Data in this report are provisional and subject to change.

The numbers in the table below represent the number of Florida and non-Florida residents for whom test results were received by the Department of Health. A person can be tested by more than one laboratory and can have both positive and negative results. **Therefore, the sum of the numbers in each column will be larger than the total number of people tested.**

Reporting lab	Inconclusive	Negative	Positive	Percent positive	Total
FLORIDA DEPARTMENT OF HEALTH IN CALHOUN COUNTY		382	123	24%	505
CHILDRENS MEDICAL ASSOCIATION PA		447	57	11%	504
PALMETTO FAMILY HEALTHCARE	1	318	184	37%	503
JACKSON MEMORIAL PERDUE MEDICAL CENTER		479	24	5%	503
FOUNTAIN MANOR HEALTH AND REHAB CENTER	1	481	18	4%	500
OCALA FAMILY MEDICAL CENTER INC	2	438	60	12%	500
RICARDO NAVARRO DO PA		429	70	14%	499
ENZO CLINICAL LABS INC	3	471	25	5%	499
CLINICAL PATHOLOGY LABS		386	111	22%	497
RIVER GARDEN HEBREW HOME FOR THE AGED		442	54	11%	496
NEW YORK HOSPITAL LABORATORIES	1	483	12	2%	496
MEMORIAL PEMBROKE 24/7 CARE CENTER		377	119	24%	496
Southern Oaks Care Center	1	457	37	7%	495
HEALTH CENTER AT BRENTWOOD	1	449	44	9%	494
JACKSON MEMORIAL LONG TERM CARE CENTER		472	22	4%	494
FLORIDA DEPARTMENT OF HEALTH CLAY COUNTY	1	395	98	20%	494
ARCPPOINTS LABS		428	65	13%	493
ASCEND CLINICAL	5	415	71	14%	491
THE MANOR AT BLUE WATER BAY		430	60	12%	490
DXTERITY DIAGNOSTICS	2	459	29	6%	490
ST CLOUD REGIONAL MEDICAL CENTER CLINICAL LAB		394	95	19%	489
PALM GARDEN OF JACKSONVILLE☐	2	406	80	16%	488
RAINBOW PEDIATRIC CENTER PA		457	31	6%	488
PALM GARDEN OF CLEARWATER		469	18	4%	487
SUSANNA WESLEY HEALTH CENTER		449	36	7%	485
THE PALACE AT HOMESTEAD	1	464	19	4%	484
HILLCREST HEALTH CARE & REHABILITATION CENTER	3	466	13	3%	482
WEST GABLES HEALTH CARE CENTER		472	10	2%	482
SANDBAY URGENT CARE		387	94	20%	481
NORTH FLORIDA RETIREMENT VILLAGE		479	2	0%	481
LAUDERDALE NURSING CENTER LLC	1	455	19	4%	475
HARTS HARBOR HEALTH CARE CENTER		453	21	4%	474
MICHAEL A MIDDLETON MD PA☐		456	18	4%	474
Good Samaritan Society Kissimmee Village		408	65	14%	473
MANOR OAKS NURSING & REHAB CENTER	4	467	2	0%	473
FIRST CHOICE PEDIATRICS		383	89	19%	472
CITRUS NURSING CENTER LLC		424	46	10%	470
FLO-MEDILAB SERVICES LLC		188	282	60%	470
HOPE HOSPICE AND COMMUNITY SERVICES INC	14	438	17	4%	469
NAVAL HOSPITAL - JACKSONVILLE		136	332	71%	468
MANOR AT CARPENTERS		441	27	6%	468
BENTON PEDIATRICS INC		419	48	10%	467
Quest Diag Unspecifd	1	316	150	32%	467
CHILDRENS CLINIC WEST FLORIDA PEDIATRICS		426	41	9%	467
WHITE-WILSON MEDICAL CENTER - FORT WALTON BEACH		448	18	4%	466
SHORE ACRES CARE CENTER		429	35	8%	464
PARKLANDS FACILITY INC	4	417	42	9%	463

COVID-19: testing by laboratory

Data through Mar 5, 2021 verified as of Mar 6, 2021 at 09:25 AM

Data in this report are provisional and subject to change.

The numbers in the table below represent the number of Florida and non-Florida residents for whom test results were received by the Department of Health. A person can be tested by more than one laboratory and can have both positive and negative results. **Therefore, the sum of the numbers in each column will be larger than the total number of people tested.**

Reporting lab	Inconclusive	Negative	Positive	Percent positive	Total
FLORIDA HOSPITAL WAUCHULA		329	134	29%	463
ORLANDO HEALTH CENTER FOR REHABILITATION		449	13	3%	462
BROOKDALE PALMER RANCH	1	403	57	12%	461
PHYSICIANS PRIMARY CARE LAB	1	396	63	14%	460
HERON POINTE HEALTH AND REHABILITATION	1	456	3	1%	460
LIFE CARE CENTER OF PALM BAY□		432	27	6%	459
AFC URGENT CARE FAMILY CARE			459	100%	459
LITTLE PINE PEDIATRICS PLLC	3	395	58	13%	456
CLARIDGE HOUSE NURSING CENTER		437	18	4%	455
RESTORE HEALTH URGENT CARE		349	104	23%	453
Q ANSWER LAB	1	392	59	13%	452
CARE ONE OF FLORIDA	1	307	144	32%	452
Williston Care Center		394	58	13%	452
UNIVERSITY OF TAMPA INC, THE		440	9	2%	449
DBI HEALTH INC		434	15	3%	449
CARENOW	2	245	199	45%	446
AFC URGENT CARE SEMINOLE			446	100%	446
BROWARD PARTNERSHIP	6	432	8	2%	446
STEWART SEBASTIAN RIVER MEDICAL CENTER		389	56	13%	445
DIAMOND RIDGE HEALTH AND REHABILITATION CENTER		422	22	5%	444
SIGNATURE HEALTHCARE OF BROOKWOOD GARDENS		436	6	1%	442
NEW PLANT CITY FAMILY CARE	1	237	204	46%	442
NORTH FLORIDA REHABILITATION & SPECIALTY CARE□		436	6	1%	442
Solaris HealthCare Windermere		409	32	7%	441
ELLENTON PEDIATRICS		423	18	4%	441
SMA SPECIALTY MEDICAL LAB		119	321	73%	440
EMERITUS AT NAPLES	2	437	1	0%	440
AFC URGENT CARE TYRONE		2	437	100%	439
RUSKIN HEALTH CENTER		267	171	39%	438
NEW YORK PRESBYTERIAN - CUMC CLINICAL		419	18	4%	437
VITAS LUTHERAN TOWERS INPATIENT PROGRAM		373	64	15%	437
FLORIDA HOSPITAL MEDICAL GROUP		267	169	39%	436
SEMINOLE NURSING PAVILION		428	7	2%	435
PALM GARDEN OF ORLANDO		402	33	8%	435
SOLARIS HEALTHCARE OSCEOLA		412	22	5%	434
ST ANDREWS BAY SKILLED NURSING &		374	60	14%	434
GANDY CROSSING CARE CENTER	1	417	14	3%	432
PRO HEALTH		188	244	56%	432
SUNSHINE URGENT CARE LLC		284	147	34%	431
AVECINA MEDICAL JULINGTON	1	240	189	44%	430
APP-UNIPATH, LLC	2	413	15	3%	430
FLORIDA DEPT OF HEALTH IN BREVARD COUNTY	3	363	63	15%	429
PALM GARDEN OF OCALA		330	98	23%	428
Ocala Health and Rehabilitation Center		406	21	5%	427
PALM GARDEN OF WINTER HAVEN	3	404	16	4%	423
MEDIPATH		19	404	96%	423
CONSULATE HEALTH CARE OF BAYONET POINT	4	412	7	2%	423

COVID-19: testing by laboratory

Data through Mar 5, 2021 verified as of Mar 6, 2021 at 09:25 AM

Data in this report are provisional and subject to change.

The numbers in the table below represent the number of Florida and non-Florida residents for whom test results were received by the Department of Health. A person can be tested by more than one laboratory and can have both positive and negative results. **Therefore, the sum of the numbers in each column will be larger than the total number of people tested.**

Reporting lab	Inconclusive	Negative	Positive	Percent positive	Total
Colonial Lakes Health Care		384	38	9%	422
Cypress Cove Care Center		322	100	24%	422
Bardmoor Oaks Healthcare and Rehabilitation Center		410	11	3%	421
GARCIA CLINICAL LABORATORY		28	392	93%	420
SANTA ROSA CENTER FOR REHABILITATION AND HEALING		349	69	17%	418
HEALTHY STEPS PEDIATRICS		370	47	11%	417
LEHIGH REGIONAL MEDICAL CENTER LAB		371	44	11%	415
NAPLES CHILDREN'S URGENT CARE		359	53	13%	412
THE PALACE MANAGEMENT - THE PALACE AT CORAL GABLES		407	3	1%	410
MINUTECLINIC LLC #3671		366	44	11%	410
MINUTECLINIC LLC, #10357		408	1	0%	409
BROOKSVILLE HEALTHCARE CENTER LLC		395	13	3%	408
SOLARIS HEALTHCARE MERRITT ISLAND		366	41	10%	407
STARKE FAMILY MEDICAL CENTER		319	88	22%	407
LIFEBRITE	1	210	195	48%	406
FLORIDA DEPARTMENT OF HEALTH		356	49	12%	405
TIDE LABORATORIES		362	43	11%	405
Timberridge Center for Rehabilitation and Healing		370	34	8%	404
ORCHARD PARK HEALTH & REHABILITATION		397	5	1%	402
Solaris Healthcare Daytona	2	354	46	11%	402
ABBEY DELRAY		397	5	1%	402
TIDEWELL HOSPICE INC	2	392	7	2%	401
CLERMONT HEALTH AND REHABILITATION CENTER		369	32	8%	401
INDIAN RIVER CTR, LLC		349	50	13%	399
MEDSCAN LABORATORY INC	1	182	213	54%	396
Manatee Springs Rehabilitation and Nursing Center		375	20	5%	395
PENSACOLA PEDIATRICS PA - TIGER POINT	18	368	8	2%	394
MINI ER AND URGENT CARE		289	105	27%	394
TREASURE COAST COMMUNITY HEALTH	3	326	65	16%	394
WILLIAM OWEN PASS PARK		351	42	11%	393
Darcy Hall Of Life Care		381	12	3%	393
ROLLINS COLLEGE WELLNESS CENTER		130	262	67%	392
VITAS HEALTHCARE CORPORATION		387	5	1%	392
ANCIENT CITY PEDIATRICS	1	375	14	4%	390
BARBER		13	376	97%	389
ADVENTHEALTH EXPRESS CARE AT		315	71	18%	386
PALMS OF SEBRING		352	34	9%	386
AFC URGENT CARE		68	318	82%	386
FAMILY CARE PARTNERS OF NORTHEAST FLORIDA LLC		307	74	19%	381
SOLARIS HEALTHCARE BAYONET POINT		365	16	4%	381
BROOKDALE PADDOCK HILLS	2	377	2	1%	381
AMEERAH LABS, LLC	2	295	82	22%	379
ADDINGTON PLACE AT WELLINGTON GREEN		370	9	2%	379
MAGNOLIA FAMILY URGENT CARE		339	39	10%	378
GOOD SAMARITAN CENTER		374	3	1%	377
SUNLAND MARIANNA COX MEDICAL CENTER		335	42	11%	377
FLORIDA DEPARTMENT OF HEALTH IN LIBERTY COUNTY	2	280	95	25%	377

COVID-19: testing by laboratory

Data through Mar 5, 2021 verified as of Mar 6, 2021 at 09:25 AM

Data in this report are provisional and subject to change.

The numbers in the table below represent the number of Florida and non-Florida residents for whom test results were received by the Department of Health. A person can be tested by more than one laboratory and can have both positive and negative results. **Therefore, the sum of the numbers in each column will be larger than the total number of people tested.**

Reporting lab	Inconclusive	Negative	Positive	Percent positive	Total
BAYA PHARMACY WEST		8	368	98%	376
ASSOCIATESMD MEDICAL GROUP INC		319	56	15%	375
FHMG FLORIDA HOSPITAL MEDICAL GROUP		338	37	10%	375
Destin Healthcare and Rehabilitation Center	1	333	40	11%	374
Life Care Center of Ocala		304	69	18%	373
VILLAGE DOCTORS OF KEYSTONE		292	81	22%	373
FAIR HAVENS CENTER, OPCO		367	6	2%	373
PINES OF SARASOTA		368	4	1%	372
HENDRY REGIONAL MEDICAL CENTER		107	265	71%	372
ACCESS MEDICAL CENTER	1	344	27	7%	372
MOOSEHAVEN HEALTH CENTER		334	38	10%	372
UR MEDICINE LABS- CENTRAL LABORATORY		349	22	6%	371
BLOUNTSTOWN REHABILITATION CENTER LLC		265	106	29%	371
URGENT CARE BETHESDA	1	318	52	14%	371
EPN URGENT CARE		44	326	88%	370
ORLANDO VA MEDICAL CENTER			369	100%	369
Stacey Health Care Centers Inc. dba Riverside Care Center		340	29	8%	369
WHITE WILSON MEDICAL CENTER PA - NAVARRE		259	109	30%	368
ADVENT HEALTH - TAMPA		148	220	60%	368
LIFE CARE PONTE VEDRA INC		360	8	2%	368
FG RAPID RESULTS	2	117	249	68%	368
Bayside Care Center	1	346	20	5%	367
INTERNAL MEDICINE & PEDIATRICS OF TAMPA BAY PA		312	55	15%	367
TRENTON MEDICAL CENTER INC DBA PALMS MEDICAL GROUP	4	270	93	25%	367
HEALTHWORKS MED GROUP OF FLORIDA PA	3	356	8	2%	367
SEA BREEZE REHAB AND NURSING CENTER□		355	9	2%	364
ABBOTT DIAGNOSTICS		346	17	5%	363
ADVENTHEALTH MEDICAL GROUP PROMPT CAR	1	257	105	29%	363
INFORM DIAGNOSTICS		354	9	2%	363
COLLIER URGENT CARE CENTERS CREEKSIDE		332	30	8%	362
NATIONS BEST FAMILY HEALTH CARE		183	178	49%	361
solaris Healthcare Parkway	2	341	17	5%	360
UNIVERSITY OF TAMPA STUDENT HEALTH AND SHC CLINICAL LABORATORY		208	151	42%	359
HEALTH CENTRAL PARK		292	66	18%	358
PruittHealth Panama City	1	292	64	18%	357
BAPTIST PRIMARY CARE, INC		329	28	8%	357
VETERANS AFFAIRS MEDICAL CENTER - LAKE CITY		52	303	85%	355
AUGUSTUS LABS LLC		272	83	23%	355
HAINES CITY REHABILITATION AND NURSING CENTER		331	24	7%	355
SUN COUNTRY PEDIATRICS PLLC	9	314	31	9%	354
DIAGNOSTIC & CLINICAL CARE SERVICES INC DBA		279	74	21%	353
PEDIATRICS BY THE SEA		341	12	3%	353
MY CLINICAL LAB		224	129	37%	353
MANORCARE HEALTH SERVICES - VENICE		297	55	16%	352
PEDIATRIC ASSOCIATES OF OCALA PA		321	31	9%	352
MEDFAST URGENT CARE CENTER		122	230	65%	352
FLORIDA HEART & VASCULAR MULTISPECIALTY GROUP PA		256	96	27%	352

COVID-19: testing by laboratory

Data through Mar 5, 2021 verified as of Mar 6, 2021 at 09:25 AM

Data in this report are provisional and subject to change.

The numbers in the table below represent the number of Florida and non-Florida residents for whom test results were received by the Department of Health. A person can be tested by more than one laboratory and can have both positive and negative results. **Therefore, the sum of the numbers in each column will be larger than the total number of people tested.**

Reporting lab	Inconclusive	Negative	Positive	Percent positive	Total
VILLAGE AT VIENNA SQUARE,THE	6	329	17	5%	352
BAYSHORE DIAGNOSTICS		310	41	12%	351
CORAL BAY HEALTHCARE AND REHABILITATION	1	338	12	3%	351
SERENADES IN THE VILLAGES		298	53	15%	351
FLORIDA HOSPITAL HEARTLAND MED CTR LAKE PLACID		263	88	25%	351
SANFORD LABORATORIES		325	26	7%	351
SIPARADIGM, DIAGNOSTIC INFORMATICS		273	77	22%	350
SPEARHEAD MEDICAL		300	50	14%	350
ST PETERSBURG PEDIATRICS-PARK BLVD		318	32	9%	350
ORCHARD RIDGE CARE AND REHABILITATION CENTER		328	19	5%	347
SIGNATURE HEALTHCARE OF NORTH FLORIDA		343	3	1%	346
Palmetto Subacute Care Center		335	11	3%	346
HEALTH DESIGNS		332	14	4%	346
HARDEE MANOR HEALTH CARE CENTER	1	341	3	1%	345
ADVENTHEALTH EXPRESS CARE AT WALGREENS 49TH STREET		293	52	15%	345
PALM GARDEN OF WEST PALM BEACH	4	325	15	4%	344
TRI-COUNTY NURSING AND REHABILITATION CENTER INC		329	15	4%	344
BRISTOL AT TAMPA, THE	4	332	8	2%	344
NATURE COAST MEDICAL GROUP		251	93	27%	344
MANOR CARE OF BOYNTON BEACH LLC		319	24	7%	343
ST PETERSBURG PEDIATRICS-SEMINOLE BLVD		279	64	19%	343
FLOMEDILAB		126	217	63%	343
Palm Garden of Largo		339	4	1%	343
ADVENT HEALTH CENTRA CARE - PALM COAST		80	261	77%	341
HOSPICE OF THE FLORIDA SUNCOAST,THE		338	3	1%	341
USAFSAM/PHE		174	167	49%	341
ARCPPOINT LABS OF SARASOTA MANATEE		261	78	23%	339
SELECT REFERENCE LABORATORIES, LLC	1	326	12	4%	339
WELL HEALTH WORKS	1	303	35	10%	339
MOBILE MEDICAL ASSOCIATES PL	10	287	42	12%	339
HARDEE COUNTY HEALTH DEPARTMENT		270	67	20%	337
CORAL TRACE HEALTH CARE	2	330	5	1%	337
VILLAGE DOCTORS FAMILY MEDICAL CENTER OF		273	64	19%	337
COLOR GENOMICS, INC.	2	328	6	2%	336
PORT SAINT LUCIE HOSPITAL		327	9	3%	336
Marshall Health and Rehabilitation Center		287	49	15%	336
KINDRED HOSPITAL	7	313	16	5%	336
SABAL DIRECT PRIMARY CARE, PA		278	58	17%	336
CHAUTAUQUA REHABILITATION AND NURSING CENTER		326	9	3%	335
FAIRWAY OAKS CENTER LLC	6	323	6	2%	335
NORTH PINELLAS STATMED QUICK QUALITY CLINICS		236	97	29%	333
CRONOS CLINICAL LABORATORY	22	220	91	27%	333
Bay Breeze Senior Living and Rehabilitation Center		280	53	16%	333
Life Care Center at Wells Crossing		309	21	6%	330
DIGNITY HEALING, LLC		311	15	5%	326
KISSIMMEE FACILITY OPERATIONS LLC		302	23	7%	325
ATLANTIC SHORES NURSING AND REHAB CENTER	1	315	9	3%	325

COVID-19: testing by laboratory

Data through Mar 5, 2021 verified as of Mar 6, 2021 at 09:25 AM

Data in this report are provisional and subject to change.

The numbers in the table below represent the number of Florida and non-Florida residents for whom test results were received by the Department of Health. A person can be tested by more than one laboratory and can have both positive and negative results. **Therefore, the sum of the numbers in each column will be larger than the total number of people tested.**

Reporting lab	Inconclusive	Negative	Positive	Percent positive	Total
FL HUD DESTIN, LLC D/B/A GRAND BOULEVARD HEALTH		287	38	12%	325
PIONEER CLINICAL LAB, LLC		212	113	35%	325
PW WINDERMERE SUBTENANT LLC		322	1	0%	323
MIDWAY SPECIALTY CARE CENTER	3	206	114	35%	323
OCEAN VIEW NURSING AND REHAB CENTER		307	16	5%	323
DELTONA HEALTH CARE		298	24	7%	322
ROSEWOOD HEALTH AND REHABILITATION CENTER		301	21	7%	322
AVANTE AT MT DORA		318	4	1%	322
BAY VILLAGE OF SARASOTA INC		319	3	1%	322
AVENTURA REHAB AND NURSING CENTER		309	12	4%	321
MEMPHIS PATHOLOGY LABORATORY	4	298	19	6%	321
BREVARD HEALTH ALLIANCE INC, THE		307	14	4%	321
TRINITY REGIONAL REHAB CENTER		306	15	5%	321
BONIFAY NURSING AND REHAB CENTER		290	30	9%	320
SPRINGTREE REHAB & HEALTH CARE CENTER		300	20	6%	320
ONESTOP MEDICAL AND URGENT CARE LLC		277	43	13%	320
LabCorp (Non-Interfaced)	1	124	193	61%	318
SILVER CREEK SENIOR LIVING COMMUNITY		313	5	2%	318
SPECIALTY HEALTH AND REHABILITATION CENTER		293	25	8%	318
HCSO OCCUPATIONAL HEALTH AND WELLNESS CENTER		249	69	22%	318
HEALTH PARK CARE CENTER		313	4	1%	317
FAMILY EXPRESS URGENT CARE		5	311	98%	316
TAMARAC REHABILITATION & HEALTH CENTER		313	3	1%	316
PruittHealth Santa Rosa		225	90	29%	315
BIOCEPT		293	22	7%	315
LAKE EUSTIS HEALTH AND REHABILITATION CENTER		308	7	2%	315
PLANT CITY PEDIATRICS	1	252	61	19%	314
ST LUCIE EMPLOYEE HEALTH & WELLNESS CENTER		307	6	2%	313
GENESIS MEDICAL LABORATORY MIAMI FL.		83	230	73%	313
MEDICAL CENTER AT OCEAN REEF,THE		297	16	5%	313
KEY WEST HEALTH AND REHAB	1	304	7	2%	312
REHABILITATION CENTER OF LAKE CITY, THE		284	28	9%	312
ELMHURST HOSPITAL CENTER	1	284	27	9%	312
MEDEXPRESS LUTZ		3	308	99%	311
GOOD SAMARITAN SOCIETY-DAYTONA		291	20	6%	311
KENNEDY PAIN CLINIC GROUP LLC		281	30	10%	311
THE SPRINGS AT BOCA CIEGA BAY		300	9	3%	309
Life Care Center of Punta Gorda	1	295	13	4%	309
AVELLINO LAB USA, INC	1	295	12	4%	308
The Care Center at Pinellas Park	1	299	8	3%	308
PALMS REHABILITATION AND HEALTHCARE CENTER		271	37	12%	308
JACKSON PLAZA NURSING & REHAB CENTER	6	295	6	2%	307
SAMANTHA WILSON CARE CENTER	4	293	9	3%	306
PHYSICIANS REGIONAL WALK-IN		185	120	39%	305
ADVENT HEALTH - DELTONA ER		247	58	19%	305
RIVERS FAMILY MEDICINE PA		228	77	25%	305
PEDIATRIC HEALTH CARE ALLIANCE, PA		271	33	11%	304

COVID-19: testing by laboratory

Data through Mar 5, 2021 verified as of Mar 6, 2021 at 09:25 AM

Data in this report are provisional and subject to change.

The numbers in the table below represent the number of Florida and non-Florida residents for whom test results were received by the Department of Health. A person can be tested by more than one laboratory and can have both positive and negative results. **Therefore, the sum of the numbers in each column will be larger than the total number of people tested.**

Reporting lab	Inconclusive	Negative	Positive	Percent positive	Total
AMBULATORY SURGERY CENTER OF BOCA RATON LTD		300	4	1%	304
LUTHERAN HAVEN		293	9	3%	302
FAMILY CARE PARTNERS OF NE FLORIDA LLC		229	72	24%	301
ST JAMES HEALTH AND REHABILITATION CENTER		216	85	28%	301
ARGO SENIOR LIVING AT HAVERHILL		283	18	6%	301
QUOTIENT SCIENCES		290	10	3%	300
HOLIDAY CVS LLC DBA CVS/PHARMACY #0440		291	9	3%	300
WELL-BEING MEDICAL CENTER PLLC		278	21	7%	299
BAPTIST PRIMARY CARE INC	1	273	25	8%	299
SOUTHWEST ORLANDO FAMILY MEDICINE, PL		250	49	16%	299
BOCA BIOLISTICS REFERENCE LABORATORY	2	185	112	37%	299
SAINTS 120 LLC	1	263	34	11%	298
LIFE CARE CENTER OF WINTER HAVEN		280	18	6%	298
ENCOMPASS HEALTH REHABILITATION HOSPITAL OF SUNRISE	8	283	6	2%	297
Coastal Health and Rehabilitation Center		286	11	4%	297
ELMCROFT PINECREST	1	274	22	7%	297
HEATHER HILL HEALTHCARE CENTER		251	46	15%	297
24/7 PEDIATRIC CARE CENTERS INC		277	19	6%	296
BUENA VISTA URGENT CARE		264	32	11%	296
REGENTS PARK OF BOCA RATON		294	2	1%	296
BROOKDALE DESTIN		284	12	4%	296
OSPREY LODGE		237	59	20%	296
ST JUDE CHILDREN'S RESEARCH HOSPITAL		280	15	5%	295
SEASIDE HEALTH AND REHABILITATION CENTER		237	57	19%	294
NORTHWEST MEDICAL CENTER CLINICAL LABORATORY		175	118	40%	293
HOLLEY NAVARRE MEDICAL CLINIC		216	76	26%	292
LAKELAND REGIONAL HEALTH SYSTEMS INC		26	266	91%	292
BAY COUNTY SHERIFFS OFFICE JAIL FACILITY		247	45	15%	292
FLORIDA HEALTH CARE PLANS			292	100%	292
CLARE BRIDGE ORMOND BEACH	1	290			291
MILLER BIOCONNECT		261	30	10%	291
LONGWOOD FAMILY PRACTICE		222	69	24%	291
HOMESTEAD MANOR	2	248	40	14%	290
Parkview Rehabilitation Center at Winter Park		282	8	3%	290
WHITE-WILSON MEDICAL CENTER - NICEVILLE		257	33	11%	290
CROSS POINTE CARE CENTER	2	281	6	2%	289
PALM GARDEN OF GAINESVILLE	2	285	2	1%	289
ROSEN MEDICAL CENTER		248	41	14%	289
AUBURN UNIVERSITY MEDICAL CLINIC		227	62	21%	289
Solaris Healthcare Lake Bennet		255	34	12%	289
HOLISTIX TREATMENT CENTERS		282	6	2%	288
TAVARES PEDIATRICS		243	45	16%	288
COMMUNITY HEALTH AND REHABILITATION CENTER		226	62	22%	288
CONSULATE HEALTH CARE OF SAFETY HARBOR		281	6	2%	287
BRIDGEWATER PARK HEALTH AND REHAB		257	29	10%	286
JACKSONVILLE KIDS PEDIATRICS, PLLC		253	33	12%	286
URGENT CARE EXPRESS LLC		1	284	100%	285

COVID-19: testing by laboratory

Data through Mar 5, 2021 verified as of Mar 6, 2021 at 09:25 AM

Data in this report are provisional and subject to change.

The numbers in the table below represent the number of Florida and non-Florida residents for whom test results were received by the Department of Health. A person can be tested by more than one laboratory and can have both positive and negative results. **Therefore, the sum of the numbers in each column will be larger than the total number of people tested.**

Reporting lab	Inconclusive	Negative	Positive	Percent positive	Total
ESTERO ISLAND MEDICAL CENTER		223	62	22%	285
BARTON HEALTH ALLIANCE	2	238	45	16%	285
RULEME CENTER	2	256	26	9%	284
EXCEL PEDIATRICS		234	50	18%	284
TUSKAWILLA NURSING AND REHAB CENTER	2	275	7	2%	284
LASER & SURGERY CENTER OF THE PALM BEACHES☐		283	1	0%	284
AURORA DIAGNOSTICS BERNHARDT LABORATORIES PATHOLOGY SERVICE		190	93	33%	283
MANOR CARE OF NAPLES FL LLC		279	3	1%	282
WALGREENS 3173		258	24	9%	282
AVANTE AT LEESBURG INC		280	1	0%	281
BEAR CREEK NURSING CENTER		276	5	2%	281
TALLAHASSEE NHHI LLC	1	253	27	10%	281
JAMES A HALEY VETERANS HOSPITAL			280	100%	280
MANORCARE AT LELY PALMS		274	5	2%	279
DOCTORS MEMORIAL HOSPITAL		155	123	44%	278
PERSONALIZED GENETIC TESTING	1	182	95	34%	278
QUALITOX LABORATORIES		106	172	62%	278
FRICKS PHARMACY		217	61	22%	278
PRUITT HEALTH-SANTA ROSA		275	2	1%	277
VILLAGES REGIONAL HOSPITAL SURGERY CENTER LLC, THE		218	58	21%	276
Rehabilitation Center for Park Place LLC		265	11	4%	276
BAYA POINTE NURSING AND REHABILITATION		193	83	30%	276
WESTCHESTER GARDENS LIMITED PARTNERSHIP		270	6	2%	276
HARBOURWOOD	1	271	4	1%	276
renaissance health and rehabilitation center		257	18	7%	275
Solaris Healthcare Coconut Creek		269	6	2%	275
Glades West Rehabilitation and Nursing Center		266	8	3%	274
SILVERCREST HEALTH AND REHABILITATION CENTER	3	262	8	3%	273
W FRANK WELLS NURSING HOME		245	28	10%	273
BROOKDALE LAKE TAVARES		267	5	2%	272
ACCURATE DIAGNOSTIC LABS, INC		256	15	6%	271
NASSAU COUNTY JAIL		227	43	16%	270
DAVID SCOTT MADWAR MD PA☐		242	27	10%	269
PREMIER PLACE AT THE GLENVIEW		260	9	3%	269
The Grove Health and Rehabilitation		245	23	9%	268
ADVANCED AMBULATORY SURGERY CENTER		256	12	4%	268
ADVENT HEALTH CARE CENTER	9	246	13	5%	268
Life Care Center at Inverrary		261	6	2%	267
AVON PARK PEDIATRICS INC	3	240	24	9%	267
ST CATHERINE'S WEST REHABILITATION HOSPITAL		254	12	5%	266
SIGNATURE HEALTHCARE AT THE COURTYARD		219	47	18%	266
ADVENT HEALTH CENTRA CARE - ORMOND BEACH		113	153	58%	266
SOLARIS HEALTHCARE IMPERIAL		258	8	3%	266
SERANADES BY SONATA WEST ORANGE		236	29	11%	265
BRENTWOOD RETIREMENT COMMUNITY	5	228	31	12%	264
AYERS HEALTH & REHABILITATION CENTER		259	5	2%	264
DEPARTMENT OF HEALTH BUREAU OF FAMILY		261	3	1%	264

COVID-19: testing by laboratory

Data through Mar 5, 2021 verified as of Mar 6, 2021 at 09:25 AM

Data in this report are provisional and subject to change.

The numbers in the table below represent the number of Florida and non-Florida residents for whom test results were received by the Department of Health. A person can be tested by more than one laboratory and can have both positive and negative results. **Therefore, the sum of the numbers in each column will be larger than the total number of people tested.**

Reporting lab	Inconclusive	Negative	Positive	Percent positive	Total
LAKE PARK OF MADISON		254	9	3%	263
HUNT CLUB PEDIATRIC ASSOCIATES, P.A.		223	39	15%	262
PAVILION FOR HEALTHCARE, THE		260	2	1%	262
PROTEUS MOLECULAR AND CLINICAL LAB	1	149	111	43%	261
CHIPOLA HEALTH AND REHAB		244	17	7%	261
HAVEN OF OUR LADY OF PEACE INC		252	8	3%	260
CLIFFORD CHESTER SIMS VA NURSING HOME		251	9	3%	260
West Melbourne Health and Rehabilitation Center		259	1	0%	260
STERLING HOUSE OF DELAND		259	1	0%	260
CONSULATE HEALTHCARE OF KISSIMMEE		247	12	5%	259
FLORIDA WOMAN CARE LABORATORY LLC		232	26	10%	258
SOUTHERN LABORATORY SERVICES OF NWF		228	30	12%	258
PENSACOLA PEDIATRICS, PA		241	17	7%	258
LODGE HEALTH AND REHABILITATION CENTER, THE		226	32	12%	258
VETERANS AFFAIRS MEDICAL CENTER - MIAMI		2	256	99%	258
WIMAUMA COMMUNITY HEALTH CENTER		209	48	19%	257
DAYTONA BEACH HEALTH AND REHAB CENTER		257			257
CENTERSTONE OF FLORIDA		239	17	7%	256
TIERRA PINES CENTER		244	12	5%	256
USA HEALTH UNIVERSITY HOSPITAL CLINICAL LABORATORY	1	245	10	4%	256
LA MER NH LLC		251	5	2%	256
FOUNTAIN INN NURSING & REHABILITATION CTR, INC		250	6	2%	256
Sunset Point Center		252	4	2%	256
FIRST CHOICE PRIMARY CARE		204	51	20%	255
Vi at Lakeside Village Skilled Nursing		249	5	2%	254
Life Care Center of Sarasota		241	13	5%	254
RIVERWOOD HEALTH NH LLC		215	39	15%	254
WESTWOOD HEALTHCARE SNF		208	46	18%	254
ABBOTT LABORATORIES		166	87	34%	253
SHELL POINT VILLAGE MEDICAL CENTER		246	7	3%	253
BROWARD NURSING & REHABILITATION CTR	8	234	11	4%	253
MY HEALTHY BLUEPRINT BY BAPTIST HEALTH CARE		205	48	19%	253
MARTIN MEMORIAL MEDICAL CENTER LAB		128	125	49%	253
OKEECHOBEE COUNTY HEALTH DEPT	1	170	82	32%	253
NURSING PLUS OF BROWARD LLC		237	15	6%	252
HOSPICE OF LAKE & SUMTER INC	1	245	5	2%	251
Consulate Health Care of North Fort Myers		238	12	5%	250
CHIPOLA MEDICAL ASSOCIATES, LLC		175	75	30%	250
PALM BEACH PEDIATRICS PA	2	215	32	13%	249
BUREAU OF CLINICAL LABORATORIES		208	41	16%	249
Chatsworth at PGA National, LLC		236	12	5%	248
CARRINGTON PLACE OF ST PETE LLC		242	6	2%	248
SARAPATH DIAGNOSTICS		129	118	48%	247
AVECINA MOBILE		121	125	51%	246
UNIVERSITY OF CENTRAL FLORIDA HEALTH SERVICES		245	1	0%	246
Heritage Healthcare at Tallahassee		239	7	3%	246
FLORIDA KEYS PEDIATRICS & ADOLESCENT CENTER		233	12	5%	245

COVID-19: testing by laboratory

Data through Mar 5, 2021 verified as of Mar 6, 2021 at 09:25 AM

Data in this report are provisional and subject to change.

The numbers in the table below represent the number of Florida and non-Florida residents for whom test results were received by the Department of Health. A person can be tested by more than one laboratory and can have both positive and negative results. **Therefore, the sum of the numbers in each column will be larger than the total number of people tested.**

Reporting lab	Inconclusive	Negative	Positive	Percent positive	Total
AMERICAN FINNISH NURSING HOME	2	236	7	3%	245
ROSEWOOD HEALTHCARE & REHABILITATION CENTER		239	6	2%	245
MALABAR/ADVENT CENTRA CARE		48	196	80%	244
FORT MYERS REHABILITATION AND NURSING CENTER		218	26	11%	244
ARTHREX MEDICAL CENTER	1	141	102	42%	244
ADVENT HEALTH - TIMBERRIDGE ER		208	36	15%	244
Surrey Place Healthcare and Rehabilitation		242	2	1%	244
ARBOR FACILITY INC		243			243
KR at Hillsborough Lakes/Lutz Healthcare		233	10	4%	243
ADVENT HEALTH - ORLANDO		185	58	24%	243
CYPRESS COVE		237	6	2%	243
MIAMI JEWISH HEALTH SYSTEMS, INC	3	232	8	3%	243
ARCHER HEALTH VENTURES, LLC		217	25	10%	242
WHITE WILSON MEDICAL IMMEDIATE CARE NICEVILLE		31	211	87%	242
Solaris Senior Living North Naples ALF		232	9	4%	241
GOOD SAMARITAN CARES		236	5	2%	241
ST MARK VILLAGE	1	235	5	2%	241
CLARE BRIDGE OF SARASOTA		238	2	1%	240
Heartland Healthcare of Ft. Myers	1	238	1	0%	240
FLORIDA CLINICAL LABORATORY-BIOREFERENCE LABORATORIES		89	150	63%	239
ORANGE COUNTY HEALTH DEPT		228	11	5%	239
PALM GARDEN OF AVENTURA		236	3	1%	239
AMERICAN HOUSE SENIOR LIVING		189	50	21%	239
Crossbreeze care center	1	236	2	1%	239
EDGEWATER AT WATERMAN VILLAGE,THE		223	15	6%	238
AZALEA TRACE PHYSICIAN SERVICES		236	2	1%	238
LAKESIDE NEUROLOGIC		227	10	4%	237
TERRACES OF LAKE WORTH CARE CENTER□		225	12	5%	237
AZALEA TRACE		224	13	5%	237
ADVENTHEALTH EXPRESS CARE AT WESLEY CH		212	24	10%	236
HOMESTEAD VILLAGE		225	11	5%	236
NORTH FLORIDA PEDIATRICS - MARIANNA		196	39	17%	235
REGENTS PARK AT AVENTURA		221	14	6%	235
BOND CLINIC, PA		172	63	27%	235
BAY TREE CARE AND REHABILITATION CENTER		197	38	16%	235
OAK HAMMOCK AT THE UNIVERSITY OF FLORIDA		229	6	3%	235
FELLOWSHIP HOME AT THE FAIRWAY LLC		228	7	3%	235
Chatham Glen Healthcare and Rehabilitation Center		226	8	3%	234
HEARTLAND PEDIATRICS OF LAKE PLACID PA		204	30	13%	234
STATMED QUICK QUALITY CLINIC AT NORTH PINELLAS		66	168	72%	234
Cross Gardens Care Center		233	1	0%	234
UCC - WELLINGTON		3	230	99%	233
ATLANTIC URGENT CARE		155	77	33%	232
TGH		1	231	100%	232
CHEEK AND SCOTT DRUGS INC		190	42	18%	232
ST AUGUSTINE HEALTH & REHAB CENTER		231	1	0%	232
MACCLENNY NURSING AND REHAB		214	18	8%	232

COVID-19: testing by laboratory

Data through Mar 5, 2021 verified as of Mar 6, 2021 at 09:25 AM

Data in this report are provisional and subject to change.

The numbers in the table below represent the number of Florida and non-Florida residents for whom test results were received by the Department of Health. A person can be tested by more than one laboratory and can have both positive and negative results. **Therefore, the sum of the numbers in each column will be larger than the total number of people tested.**

Reporting lab	Inconclusive	Negative	Positive	Percent positive	Total
MANDARIN PEDIATRICS		210	22	9%	232
ARCPPOINT LABS OF ST PETERSBURG		152	79	34%	231
Consulate Health Care of St. Petersburg		224	7	3%	231
DE LUNA HEALTH AND REHABILITATION CENTER		208	23	10%	231
ManorCare Health Services-Palm Harbor	1	229			230
ADVENT HEALTH - WESTCHASE ER		191	39	17%	230
WASHINGTON REHAB AND NURSING		219	10	4%	229
LYNN HAVEN SPORTS COMPLEX-WALKON CLINIC		21	208	91%	229
AMERICAN HEALTH ASSOCIATES INC		210	17	7%	227
PARKS HEALTHCARE & REHABILITATION CTR	4	211	11	5%	226
Lake Port Square Health Center		210	16	7%	226
PEDIATRICS IN BREVARD PA		188	37	16%	225
Lakewood Nursing Center		196	29	13%	225
JACKSONVILLE UNIVERSITY	1	210	13	6%	224
Avante at Inverness		223	1	0%	224
APLS SERVICES LLC D/B/A CLEAR DIAGNOSTICS	12	210	2	1%	224
LEHIGH VALLEY GENOMICS			223	100%	223
FLORIDA ATLANTIC UNIVERSITY STUDENT HEALTH		185	38	17%	223
WALGREENS 10670		199	24	11%	223
NORTH FLORIDA PEDIATRICS PA - DUVAL		193	29	13%	222
BAYVIEW CENTER		217	5	2%	222
PINNACLES PEDS CARE PA		222			222
LUIS A GHIGLINO MD PA		212	9	4%	221
Concordia Village of Tampa AL		216	5	2%	221
CITY OF PORT SAINT LUCIE		204	16	7%	220
Boynton Beach Rehabilitation Center	2	213	4	2%	219
DISCOVERY VILLAGE AT MELBOURNE		193	26	12%	219
WOOD LAKE HEALTH AND REHABILITATION CENTER		219			219
DAIRY ROAD URGENT CARE	2	108	109	50%	219
BERNHARDT LABORATORIES	1	165	53	24%	219
CCS - JOSEPH V CONTE		217	2	1%	219
Avante at Orlando		214	4	2%	218
THE RESIDENCE AT TIMBER PINES	4	189	25	11%	218
CONEY ISLAND HOSPITAL		211	7	3%	218
Signature healthcare of Jacksonville		213	5	2%	218
SAMIR EBEID MD		194	23	11%	217
ST. CLOUD REGIONAL MEDICAL CENTER		199	18	8%	217
LAKE PORT SQUARE		200	17	8%	217
THE MANOR AT CARPENTERS		185	32	15%	217
ASCENSION MEDICAL GROUP		5	212	98%	217
BROOKDALE ATRIM WAY		210	6	3%	216
PONTE VEDRA GARDENS		215	1	0%	216
GATEWAY/ADVENT CENTRA CARE	1	24	190	88%	215
FORT PIERCE HEALTH CARE		207	7	3%	214
BLOCK, NATION, CHASE, AND SMOLEN FAMILY MEDICINE		157	57	27%	214
Orchid Cove at Sarasota		213	1	0%	214
220 GOLDEN, LLC	1	197	16	7%	214

COVID-19: testing by laboratory

Data through Mar 5, 2021 verified as of Mar 6, 2021 at 09:25 AM

Data in this report are provisional and subject to change.

The numbers in the table below represent the number of Florida and non-Florida residents for whom test results were received by the Department of Health. A person can be tested by more than one laboratory and can have both positive and negative results. **Therefore, the sum of the numbers in each column will be larger than the total number of people tested.**

Reporting lab	Inconclusive	Negative	Positive	Percent positive	Total
Consulate Healthcare of West Palm Beach		197	16	8%	213
CORAL REEF NURSING & REHABILITATION CENTER		209	4	2%	213
SURREY PLACE CARE CENTER		207	6	3%	213
EDGEWOOD NURSING CENTER		206	7	3%	213
AMELIA MEDICAL CARE		65	147	69%	212
CONSULATE HEALTH CARE OF WINTER HAVEN		209	3	1%	212
PCB CLINIC		167	45	21%	212
POCONO MEDICAL CENTER		212			212
WIREGRASS DIRECT PRIMARY CARE PLLC□		179	33	16%	212
San Jose Health & Rehabilitation		206	6	3%	212
ARDEN COURTS OF TAMPA□	2	205	5	2%	212
MACTOWN, INC		209	2	1%	211
VETERANS AFFAIRS ORLANDO VA MEDICAL CENTER			211	100%	211
SUNRISE DIAGNOSTIC LABORATORY		158	53	25%	211
LIFE CARE CENTER OF PORT ST. LUCIE		200	11	5%	211
LCS SANDHILL COVE LLC DBA	6	196	9	4%	211
SUPERIOR RESIDENCES OF PANAMA CITY BEACH		205	6	3%	211
NSPIRE HEALTHCARE LAUDERHILL		204	6	3%	210
GOOD SAMARITAN SOCIETY OF DELAND		199	11	5%	210
The Palace Nursing and Rehabilitation Center		209			209
Whispering Oaks	11	175	23	11%	209
DOCTORS MEMORIAL FAMILY MEDICINE	2	143	64	31%	209
HEALTH FIRST - HOLMES REGIONAL MEDICAL CENTER		32	177	85%	209
Taylor Care Center		204	5	2%	209
Bayside Health and Rehabilitation		177	31	15%	208
PALMS MEDICAL GROUP HIGH SPRINGS		174	33	16%	207
ANGELS DIAGNOSTIC GROUP		163	44	21%	207
FULGENT GENETICS	2	165	40	19%	207
ADVENT HEALTH - LAKE NONA		179	27	13%	206
PADDOCK RIDGE		202	3	1%	205
ST ANTHONYS REHABILITATION HOSPITAL	9	194	2	1%	205
BORLAND GROOVER CLINIC	1	167	36	18%	204
Nspire Health Care Kendall		194	10	5%	204
GLENRIDGE ON PALMER RANCH,THE		195	8	4%	203
BROOKDALE OF SPRING HILL	9	192	2	1%	203
SOLARIS SENIOR LIVING VERO BEACH		196	7	3%	203
BOULEVARD REHABILITATION CENTER		190	13	6%	203
COLONY CLUB ALF,THE	1	189	13	6%	203
LAKEVIEW INTERNAL MEDICINE		145	57	28%	202
LORI MCAULIFFE MD PA		178	24	12%	202
ADVENT HEALTH CENTRA CARE - DAYTONA BEACH		94	108	53%	202
ADVENT HEALTH CENTRA CARE - APOPKA NORTH		172	30	15%	202
POLK COUNTY HEALTH DEPARTMENT		178	24	12%	202
HOLISTIC PEDIATRICS GROUP LLC		181	21	10%	202
PATHGROUP LABS LLC		97	105	52%	202
VAMC WEST PALM LAB		5	196	98%	201
Governors Creek Health and Rehabilitation	1	198	2	1%	201

COVID-19: testing by laboratory

Data through Mar 5, 2021 verified as of Mar 6, 2021 at 09:25 AM

Data in this report are provisional and subject to change.

The numbers in the table below represent the number of Florida and non-Florida residents for whom test results were received by the Department of Health. A person can be tested by more than one laboratory and can have both positive and negative results. **Therefore, the sum of the numbers in each column will be larger than the total number of people tested.**

Reporting lab	Inconclusive	Negative	Positive	Percent positive	Total
Sunnyside Nursing Home		197	4	2%	201
HERITAGE HEALTHCARE AND REHABILITATION CENTER		195	5	3%	200
ADVENT HEALTH - CARROLLWOOD	4	169	26	13%	199
INN AT ASTON GARDENS, THE		192	7	4%	199
SOUTHLAND SUITES OF ORMOND BEACH	4	195			199
PALM BEACH COUNTY FIREFIGHTERS HEALTH CLINIC, LLC		162	37	19%	199
CONSULATE HEALTH CARE OF MELBOURNE		194	5	3%	199
BETHESDA HEALTH URGENT CARE		141	58	29%	199
POMPANO REHABILITATION AND NURSING CTR		198			198
LAUREL POINT CARE ACQUISITION LLC DBA SANDGATE GARDENS REHAB AND NURSI		171	27	14%	198
MORSELIFE MEMORY CARE RESIDENCE		189	9	5%	198
CORAL GABLES NURSING & REHABILITATION CENTER		188	10	5%	198
DEPARTMENT OF HEALTH & HUMAN SERVICES		198			198
MATHISON RETIREMENT COMMUNITY, INC	1	188	8	4%	197
GUEST HOUSE OCALA, THE		191	6	3%	197
ABBIEJEAN RUSSELL CARE CENTER		195	1	1%	196
EVENT MED SERVICES LABORATORY		191	5	3%	196
LAKE VIEW CARE CENTER AT DELRAY		189	6	3%	195
Cross Terrace REhabitation		193	2	1%	195
TARPON POINT NURSING AND REHABILITATION CENTER		191	3	2%	194
CHILDREN MED CARE INC		162	32	16%	194
NO FLORIDA PEDIATRICS, PA		167	27	14%	194
OAKBROOK HEALTH AND REHABILITATION CENTER	1	179	14	7%	194
RITECARE MEDICAL CENTER		127	67	35%	194
ST PETERSBURG PEDIATRICS-EAST BAY	1	161	31	16%	193
SARNO EXTENDED HOURS		124	69	36%	193
The Waterford		189	3	2%	192
FLORIDA HEALTH CARE PLAN INC		2	189	99%	191
HEALTH LINK DIAGNOSTIC LABORATORIES		182	9	5%	191
NEO GENOMICS - FORT MYERS	1	183	6	3%	190
BAY VUE NURSING AND REHABILITATION CENTER		180	10	5%	190
CYPRESS POINT LIVING, LLC		175	15	8%	190
AMA MEDICAL GROUP LLC		158	31	16%	189
WATERMARK LAKE POINTE WOODS LLC		171	18	10%	189
FINLAY CLINICAL LABORATORY INC		36	152	81%	188
OCEAN REEF MEDICAL CENTER		150	38	20%	188
VI AT BENTLEY VILLAGE HOME CARE		187	1	1%	188
WOMEN'S CARE FLORIDA LABORATORY		183	5	3%	188
Flagler Health and Rehabilitation		185	3	2%	188
BOCA RATON REHABILITATION CENTER	4	180	3	2%	187
BHA CENTRAL COUNTY CLINIC		159	28	15%	187
PLANTATION NURSING & REHAB CENTER		187			187
MARTIN ACQUISITION 1 LLC DBA		174	13	7%	187
DOS OF NORTH SHORES NURSING & REHAB CENTER		187			187
PALM HARBOR FAMILY PRACTICE & WALK-IN		140	47	25%	187
MEDICAL CONSULTANTS OF FLORIDA LLC	1	153	33	18%	187
ANTHEM LAKES LLC		151	35	19%	186

COVID-19: testing by laboratory

Data through Mar 5, 2021 verified as of Mar 6, 2021 at 09:25 AM

Data in this report are provisional and subject to change.

The numbers in the table below represent the number of Florida and non-Florida residents for whom test results were received by the Department of Health. A person can be tested by more than one laboratory and can have both positive and negative results. **Therefore, the sum of the numbers in each column will be larger than the total number of people tested.**

Reporting lab	Inconclusive	Negative	Positive	Percent positive	Total
NIGHT LITE PEDIATRICS WINTER GARDEN		144	41	22%	185
ADVANCED MEDICAL GROUP		1	184	99%	185
LEESBURG PEDIATRICS		161	24	13%	185
VIERA MANOR ASSISTED LIVING RESIDENCE		178	7	4%	185
BODYK		181	4	2%	185
ADVENT		172	13	7%	185
BRADEN RIVER REHABILITATION CENTER LLC		184	1	1%	185
CSL PLASMA		31	154	83%	185
GRACE PEDIATRICS		155	30	16%	185
SUNCOAST URGENT CARE		135	49	27%	184
ST. JAMES BAY HEALTH AND REHABILITATION CENTER		183	1	1%	184
FIRST CHOICE PEDIATRICS SEMORAN		96	88	48%	184
SANDY PINES	2	164	18	10%	184
GEORGIA DEPARTMENT OF PUBLIC HEALTH	1	5	178	97%	184
TUSCAN GARDENS OF PALM COAST		179	5	3%	184
ARDEN COURTS OF SEMINOLE		142	41	22%	183
UNIVERSITY OF MIAMI		56	127	69%	183
PBC FIREFIGHTER BENEFIT FUND WELLNESS CENTER		147	36	20%	183
ADVENT HEALTH CENTRA CARE - WESLEY CHAPEL		13	170	93%	183
BAPTIST HEALTH PRIMARY CARE	1	134	48	26%	183
BARKLEY PLACE	1	177	4	2%	182
FLAGLER COUNTY DETENTION CENTER		174	8	4%	182
HOSPITAL FOR SPECIAL SURGERY		179	3	2%	182
CANTERFIELD OF CLAY COUNTY		144	38	21%	182
BROOKDALE ORANGE PARK		181	1	1%	182
PATRIOT MEDICAL LABORATORIES		174	8	4%	182
NADAL PEDIATRICS - VICTORIA STREET (3385)		153	28	15%	181
HOSPICE OF ST FRANCIS INC		172	7	4%	179
ZON BEACHSIDE LLC		142	37	21%	179
STERLING HOUSE OF PUNTA GORDA		178	1	1%	179
YOUR FAMILY WALK-IN CLINIC		13	166	93%	179
PATHWAY PHARMACY		145	33	19%	178
AFTER HOURS PEDIATRICS INC	1	1	176	99%	178
IMA MEDICAL GROUP		117	61	34%	178
JACKSONVILLE NURSING AND REHAB CENTER		170	8	4%	178
Heritage Park Rehabilitation & Healthcare		159	18	10%	177
PRIMECARE OF DOTHAN		123	54	31%	177
ARDEN COURTS OF LARGO FL, LLC		155	22	12%	177
ADVENT HEALTH CENTRA CARE - CARROLLWOOD		5	172	97%	177
LAB CORP	1	100	76	43%	177
MIRACLE HILL NURSING & REHABILITATION CENTER INC		172	5	3%	177
DISCOVERY VILLAGE AT NAPLES		159	17	10%	176
Emory L Bennett State Veterans Nursing Home		173	3	2%	176
WHITE WILSON MEDICAL CENTER IMMEDIATE CARE		69	107	61%	176
GULF COAST MEDICAL CENTER		172	4	2%	176
CARENOW LAKE MARY		45	130	74%	175
ORLANDO HEALTH EMERGENCY DEPARTMENT		163	12	7%	175

COVID-19: testing by laboratory

Data through Mar 5, 2021 verified as of Mar 6, 2021 at 09:25 AM

Data in this report are provisional and subject to change.

The numbers in the table below represent the number of Florida and non-Florida residents for whom test results were received by the Department of Health. A person can be tested by more than one laboratory and can have both positive and negative results. **Therefore, the sum of the numbers in each column will be larger than the total number of people tested.**

Reporting lab	Inconclusive	Negative	Positive	Percent positive	Total
GENE BY GENE		61	113	65%	174
ALL SEASONS NAPLES LLC		169	5	3%	174
NEW YORK CITY DEPARTMENT OF HEALTH & MENTAL		141	33	19%	174
ASTON GARDENS AT PELICAN MARSH		169	5	3%	174
SPRINGS AT LAKE POINTE WOODS		172	2	1%	174
The Inn at Sarasota Bay Club		172	2	1%	174
EDWARD J HEALEY REHAB & NURSING CENTER		174			174
LAKESIDE HEALTH CENTER		174			174
FARAH MEDICAL		163	10	6%	173
RENAISSANCE AT THE TERRACES		172	1	1%	173
QUICK CARE MED LLC	1	121	51	29%	173
ROSECASTLE OF CITRUS		142	30	17%	172
CANTERFIELD OF OCALA, LLC		161	11	6%	172
MIAMI VA HEALTHCARE SYSTEM			172	100%	172
US MEDICAL CARE, INC		154	18	10%	172
KENILWORTH CARE & REHABILITATION CENTER		162	10	6%	172
BROOKDALE FORT MYERS THE COLONY		167	4	2%	171
JUPITER MEDICAL CENTER URGENT CARE - STUART		124	47	27%	171
CENTRAL FLORIDA HEALTHCARE GROUP LLC		150	21	12%	171
ELLENTON PEDIATRICS PA		157	13	8%	170
ALLSOUTH URGENT CARE		6	164	96%	170
EMERALD COAST PEDIATRICS & ADOL		153	17	10%	170
SOUTH BALDWIN REGIONAL MEDICAL CENTER		157	12	7%	169
WORKPLACE SCREENING INTELLIGENCE			169	100%	169
Life Care Center of Orlando		164	5	3%	169
FORT WALTON REHABILITATION CENTER		133	36	21%	169
HAWKINS FAMILY MEDICINE LLC	1	119	49	29%	169
CONCORD LIFE SCIENCES LLC	2	150	17	10%	169
TUSCAN GARDENS OF VENETIA MANAGEMENT COMPANY		155	13	8%	168
BRIGHTON EGGERT PHARMACY INC		163	5	3%	168
PANAMA CITY DEVELOPMENTAL CENTER		168			168
EXOSOME DIAGNOSTICS	1	149	18	11%	168
BEACON AT GULF BREEZE, THE	2	157	9	5%	168
BENDERSON FAMILY SKILLED NURSING AND		151	17	10%	168
ADVENT HEALTH CENTRA CARE - TEMPLE TERRACE	1	103	63	38%	167
URGENT CARE OF THE PALM BEACHES, NORTH PALM BEACH			167	100%	167
CRYSTAL RIVER HEALTH & REHAB		167			167
PARTICLE THEORY LABS		152	14	8%	166
JUPITER MEDICAL CENTER URGENT CENTER		130	36	22%	166
KINDRED HOSPITAL THE PALM BEACHES		160	5	3%	165
ROSECASTLE OF ZEPHRHILLS		162	3	2%	165
OSPREY VILLAGE AT AMELIA ISLAND LTD		155	10	6%	165
CITRUS HEALTH AND REHAB		132	33	20%	165
MEDICATION ROOMS-CSU/CI NURSE STATION	1	153	11	7%	165
THE ARLINGTON OF NAPLES INC.		162	3	2%	165
STERLING HOUSE OF WINTER HAVEN		162	3	2%	165
NORTH FLORIDA INTERNAL MEDICINE PA		131	34	21%	165

COVID-19: testing by laboratory

Data through Mar 5, 2021 verified as of Mar 6, 2021 at 09:25 AM

Data in this report are provisional and subject to change.

The numbers in the table below represent the number of Florida and non-Florida residents for whom test results were received by the Department of Health. A person can be tested by more than one laboratory and can have both positive and negative results. **Therefore, the sum of the numbers in each column will be larger than the total number of people tested.**

Reporting lab	Inconclusive	Negative	Positive	Percent positive	Total
SUWANNEE VALLEY NURSING CENTER		150	14	9%	164
HIGHLANDS URGENT CARE			163	100%	163
TRI COUNTY NURSING HOME		162	1	1%	163
PRECISION GENETICS, INC		157	6	4%	163
BAY EDUCATORS WELLNESS CENTER		106	57	35%	163
WILLISTON PEDIATRICS PA	1	139	23	14%	163
PEDIATRICS OF GREATER ORLANDO		140	23	14%	163
BRADENTON HEALTH CARE		163			163
MEADOWCREST FAMILY PHYSICIANS		97	66	40%	163
GLADES HEALTH CARE CENTER		159	3	2%	162
CAYUGA MEDICAL CENTER AT ITHACA		157	5	3%	162
LAKEVIEW TERRACE RETIREMENT COMMUNITY		144	17	11%	161
DOLPHIN POINTE HEALTH CARE LLC		142	19	12%	161
SOMERBY LAKE NONA		154	7	4%	161
WOODBRIIDGE FACILITY INC		156	5	3%	161
COASTAL INTERNAL MEDICINE		123	38	24%	161
JUNO DERMATOLOGY LLC		146	14	9%	160
KEYSTONE REHAB		160			160
MID FLORIDA PATHOLOGY LLC MOBILE UNIT #4		109	51	32%	160
GREENBRIAR REHABILITATION AND NURSING CENTER	1	159			160
HUNT CLUB PEDIATRIC ASSOCIATES PA		101	58	36%	159
BIOIQ		111	48	30%	159
PHYSICIANS REGIONAL MEDICAL CENTER - PINE RIDGE		19	140	88%	159
BROOKDALE PENSACOLA		158	1	1%	159
ARCADIA HEALTH AND REHABILITATION CENTER		100	59	37%	159
METROPOLITAN HOSPITAL CENTER		153	6	4%	159
MOBILE INFIRMARY MED CENTER PATH LAB		144	15	9%	159
SUNY UPSTATE MEDICAL UNIVERSITY		146	12	8%	158
MILLENNIUM PHYSICIAN GROUP LLC		136	22	14%	158
WUESTHOFF REF LABORATORY			158	100%	158
PEDIATRIC SPECIALISTS MEDICAL GROUP	1	145	12	8%	158
WESLEY HAVEN VILLA	1	123	34	22%	158
LABCORP BURLINGTON		124	32	21%	156
SUMMERFIELD EMERGENCY ROOM		116	40	26%	156
TIMBERRIDGE NURSING HOME & REHAB		123	33	21%	156
Englewood Healthcare and Rehab		141	15	10%	156
ALTAMONTE MD			155	100%	155
COCOA BEACH/ADVENT CENTRA		41	114	74%	155
The Ponce Therapy Care Center		151	4	3%	155
HIGHLANDS LAKE CENTER		151	4	3%	155
CARE CENTERS OF NASSAU		152	3	2%	155
DIAMOND RIDGE		147	7	5%	154
PALMETTTO FACILITY INC	1	153			154
PRUITT HEALTH		152	2	1%	154
CHURCH OF SCIENTOLOGY FLAG SERVICE ORGANIZATION		152	2	1%	154
FAWCETT MEMORIAL HOSPITAL-LAB		39	115	75%	154
ARDEN COURTS OF DELRAY BEACH FL LLC	3	140	10	7%	153

COVID-19: testing by laboratory

Data through Mar 5, 2021 verified as of Mar 6, 2021 at 09:25 AM

Data in this report are provisional and subject to change.

The numbers in the table below represent the number of Florida and non-Florida residents for whom test results were received by the Department of Health. A person can be tested by more than one laboratory and can have both positive and negative results. **Therefore, the sum of the numbers in each column will be larger than the total number of people tested.**

Reporting lab	Inconclusive	Negative	Positive	Percent positive	Total
MIDWAY PRIMARY CARE, LLC	11	79	63	41%	153
DOCTORS MEMORIAL FAMILY PRACTICE	2	118	33	22%	153
BARTRAM CROSSING		153			153
HIALEAH SHORES NURSING AND REHAB CENTER		145	8	5%	153
NORTH PORT REHABILITATION AND NURSING CENTER□		151	1	1%	152
ST VINCENT'S AMBULATORY CARE INC DBA	2	132	18	12%	152
Kindred Hospital South Florida Hollywood SNU		145	7	5%	152
VIPEDIATRICS PLLC		138	13	9%	151
ANCHOR CARE AND REHABILITATION CENTER		150	1	1%	151
VIERA DEL MAR HEALTH AND REHABILITATION CENTER		146	4	3%	150
CHARTER SENIOR LIVING OF PANAMA CITY BEACH		129	21	14%	150
LABORATORY OF FLORIDA		97	53	35%	150
POINTE, THE		122	28	19%	150
The Crossroads		149	1	1%	150
REGENCY PARK		132	18	12%	150
PRECISION HEALTH RESOURCES, LLC	1	133	15	10%	149
FLORIDA DEPARTMENT OF HEALTH IN TAYLOR COUNTY	1	105	43	29%	149
SUNNY HILLS ALF OF SEBRING INC		138	11	7%	149
GOLD CHOICE SENIOR COMMUNITIES		109	40	27%	149
VILLAGE PLACE NH LLC□		124	24	16%	148
KRYSTAL BAY NURSING AND REHABILITATION		144	4	3%	148
SIGNATURE HEALTHCARE OF ORANGE PARK		145	3	2%	148
WRIGHTS HEALTH CARE AND REHABILITATION CENTER		118	30	20%	148
REFUAH HEALTH CENTER LABORATORY		141	7	5%	148
WEST COAST FAMILY MEDICAL CARE		116	31	21%	147
PROVIDENCE HOSPITAL LABORATORY		139	8	5%	147
PHYSICIAN PARTNERS PERRY		85	62	42%	147
SONATA COCONUT CREEK	2	122	23	16%	147
ALL FLORIDA FAMILY AND SPORTS MEDICINE		127	20	14%	147
STAR CARE		128	19	13%	147
NO FLORIDA PEDIATRICS, PA - BRADFORD		120	27	18%	147
SEAGRASS VILLAGE FLEMING ISLAND		110	37	25%	147
CORE BIO LABS		76	70	48%	146
VILLAGE PEDIATRICS LLC		121	25	17%	146
MILLENNIUM LAB SERVICES			146	100%	146
Quail Run Health Care Center		146			146
A PLUS PEDIATRICS		127	18	12%	145
REGENCY CARE OF BLOUNTSTOWN LLC		135	10	7%	145
BROOKDALE CAPE CORAL		145			145
NCRNC INC		140	4	3%	144
BENTON HOUSE AT OAKLEAF		114	30	21%	144
PALM BEACH COUNTY HEALTH DEPT LAB	4	134	6	4%	144
WALGREENS 6221		127	17	12%	144
FHMG-FLORIDA HOSPITAL MEDICAL GROUP		122	22	15%	144
SEAVIEW NURSING AND REHABILITATION CENTER		143	1	1%	144
NAVARRE GARDENS LLC		118	25	17%	143
ADVENTHEALTH CENTRA CARE PONCIANA	1	81	61	43%	143

COVID-19: testing by laboratory

Data through Mar 5, 2021 verified as of Mar 6, 2021 at 09:25 AM

Data in this report are provisional and subject to change.

The numbers in the table below represent the number of Florida and non-Florida residents for whom test results were received by the Department of Health. A person can be tested by more than one laboratory and can have both positive and negative results. **Therefore, the sum of the numbers in each column will be larger than the total number of people tested.**

Reporting lab	Inconclusive	Negative	Positive	Percent positive	Total
JEFFERY WEINZWEIG		2	141	99%	143
GRAVITY DIAGNOSTICS, LLC		36	106	75%	142
Oakhurst Center		135	7	5%	142
PORT ST LUCIE REHABILITATION AND HEALTHCARE		98	43	30%	141
ADVENTHEALTH HOSPICE CARE CENTRAL FLORIDA		138	3	2%	141
OAKS OF KISSIMMEE HEALTH AND REHABILITATION CENTER		138	3	2%	141
NOVARI CARE LLC		97	44	31%	141
NAPHCARE, INC AT MANATEE COUNTY JAIL		116	25	18%	141
FAMILY EXTENDED CARE OF CENTRAL TAMPA		123	18	13%	141
NORTH BEACH REHABILITATION CENTER		139	2	1%	141
CROSSWINDS HEALTH AND REHABILITATION CENTER	1	138	2	1%	141
RDV SPORTSPLEX PEDIATRICS		115	26	18%	141
LAKE REGIONAL URGENT CARE		11	130	92%	141
Hampton Court Nursing and Rehabilitation Center		139	2	1%	141
UNITED CLINICAL LABORATORIES		132	9	6%	141
TUSCAN ISLE CHAMPIONSGATE OP CO LLC		138	2	1%	140
HEALTHPOINT MED GRP OF THE EMERALD COAST LLC		110	30	21%	140
Nemours Children's Urgent Care		80	60	43%	140
WEDGEWOOD HEALTHCARE CENTER		92	48	34%	140
F&T MEDICAL RESEARCH, INC		140			140
JACKSON COUNTY HEALTH DEPARTMENT		98	42	30%	140
CRANE CENTER		108	31	22%	139
DESOTO PALMS ALF		134	5	4%	139
Gulf Coast Healthcare (Longwood Health and Rehab		118	21	15%	139
AMERICAN PATHOLOGY PARTNERS		136	2	1%	138
DAYSPRING VILLAGE		116	22	16%	138
VILLA MARIA WEST SKILLED NURSING FACILITY		131	7	5%	138
LabCorp L#09258090 M#09258105		74	64	46%	138
MANOR AT BLUEWATER BAY		131	6	4%	137
ADVENT HEALTH CENTRA CARE - DELAND		28	109	80%	137
PPC-LAB EDI ORCHARD BI		129	8	6%	137
CAREATC CITY OF TAMPA		111	26	19%	137
AMERICAN FAMILY MEDICAL LLC		98	39	28%	137
ADVENT HEALTH CENTRA CARE - CITRUS PARK		9	128	93%	137
CARENOW URGENT CARE - LAKE MARY			137	100%	137
QUEENS HOSPITAL CENTER	1	127	9	7%	137
GRAVITY DIAGNOSTICS		48	88	65%	136
CLARE BRIDGE OF CAPE CORAL	1	135			136
SONATA DELRAY BEACH		125	11	8%	136
ADVENT HEALTH CENTRA CARE - ORANGE CITY	1	53	82	60%	136
DB MD		121	15	11%	136
MV MEDICAL PRACTICE DBA PRIMARY URGENT CARE		128	7	5%	135
PEDIATRIC CARE CENTER		135			135
WALGREENS 4915	1	120	14	10%	135
LONGWOOD HEALTH AND REHABILITATION CENTER		124	11	8%	135
MED COMP SCIENCES		1	134	99%	135
IRL MARKET LAB ALACHUA		104	31	23%	135

COVID-19: testing by laboratory

Data through Mar 5, 2021 verified as of Mar 6, 2021 at 09:25 AM

Data in this report are provisional and subject to change.

The numbers in the table below represent the number of Florida and non-Florida residents for whom test results were received by the Department of Health. A person can be tested by more than one laboratory and can have both positive and negative results. **Therefore, the sum of the numbers in each column will be larger than the total number of people tested.**

Reporting lab	Inconclusive	Negative	Positive	Percent positive	Total
DOCTOR'S IN HOUSE LABORATORY		18	116	87%	134
ADVANCED MEDICAL CENTER		86	48	36%	134
WINDSOR OF LAKEWOOD RANCH,THE		132	2	1%	134
FINNISH AMERICAN REST HOME-ALF		132	2	1%	134
ALLCARE MEDICAL CENTERS PC		111	23	17%	134
FLORIDA HEALTH CARE PLANS INC		1	132	99%	133
ISLAND HEALTH AND REHABILITATION CENTER		132	1	1%	133
SACRED HEART HEALTH SYSTEM INC		104	29	22%	133
SOUTH CAMPUS FACILITY INC		122	11	8%	133
STEWART MEDICAL GROUP		34	99	74%	133
THE REHABILITATION CENTER OF LAKE CITY		127	5	4%	132
MAINSTREAM DIAGNOSTIC LABORATORY LLC		113	19	14%	132
GEORGE SAFRAN MD PC		119	12	9%	131
INTEGRATED REGIONAL LABORATORIES		119	12	9%	131
THE WELLNESS CENTER AT LAKEWOOD RANCH		43	88	67%	131
FOUNTAINS OF HOPE LLC, THE		130	1	1%	131
CITRUS MEMORIAL HOSPITAL			131	100%	131
LIFE BRITE		114	16	12%	130
CENTRACARE		17	113	87%	130
LIFE CARE CENTER OF JACKSONVILLE□		108	21	16%	129
QUALITY URGENT CARE AND WELLNESS PL	3	91	35	27%	129
TRI-COUNTY NURSING HOME		117	12	9%	129
CLEARWATER STATMED QUICK QUALITY CLINICS		39	90	70%	129
BMHSI-AEL MICROBIOLOGY LABORATORY	2	102	25	19%	129
MACKOUL PEDIATRICS FORT MYERS		112	17	13%	129
The Crossings		127	2	2%	129
LIFE CARE CENTER OF ALTAMONTE SPRINGS		102	26	20%	128
HARBORCHASE OF VERO BEACH	1	112	15	12%	128
Lakeside Nursing and Rehabilitation Center	1	102	25	20%	128
ENCOMPASS HEALTH REHABILITATION OF SEA PINES		127	1	1%	128
WILLOW BROOKE COURT AT AZALEA TRACE		127	1	1%	128
DAYSPRING SENIOR LIVING LLC		126	2	2%	128
GESSLER CLINIC PA		98	29	23%	127
PENSACOLA PEDIATRICS - PACE		119	8	6%	127
ARDEN COURTS OF FORT MYERS		123	4	3%	127
SHOAL CREEK REHABILITATION CENTER		85	42	33%	127
HILLSBOROUGH COUNTY DEVELOPMENTAL CTR□	1	117	9	7%	127
QUICK CARE MED PL CR		80	46	37%	126
PROMPT CARE OF CENTRAL FLORIDA			126	100%	126
EAST NEW YORK DIAGNOSTIC AND TREATMENT		119	7	6%	126
GULFCOAST PEDIATRICS		118	8	6%	126
AMERICAN HOUSE-BONITA SPRINGS□		125	1	1%	126
FAWCETT MEMORIAL HOSPITAL LABORATORY			126	100%	126
PROVISTA DIAGNOSTICS, INC		123	3	2%	126
MCW MENTAL HEALTH LLC		123	2	2%	125
CLINICA HISPANA		1	124	99%	125
TGH URGENT CARE - SEMINOLE			125	100%	125

COVID-19: testing by laboratory

Data through Mar 5, 2021 verified as of Mar 6, 2021 at 09:25 AM

Data in this report are provisional and subject to change.

The numbers in the table below represent the number of Florida and non-Florida residents for whom test results were received by the Department of Health. A person can be tested by more than one laboratory and can have both positive and negative results. **Therefore, the sum of the numbers in each column will be larger than the total number of people tested.**

Reporting lab	Inconclusive	Negative	Positive	Percent positive	Total
SMILEY MEDICAL GROUP		96	29	23%	125
RIVERSIDE RECOVERY OF TAMPA		123	1	1%	124
ADVENT HEALTH - PALM HARBOR ER		95	29	23%	124
PROFESSIONAL URGENT CARE SERVICES		91	33	27%	124
WILLOWBROOKE COURT AT ST ANDREWS ESTATES		119	5	4%	124
THE CLUB AND REHABILITATION CENTER		123	1	1%	124
ARBOR GLEN AT ARBOR TRACE	2	113	9	7%	124
KINDRED HOSPITAL-BAY AREA-ST PETERSBURG LAB	1	117	6	5%	124
Mt Sinai Aventura			124	100%	124
MANOR CARE OF PALM HARBOR		123	1	1%	124
ADVENT HEALTH CENTRA CARE - BRANDON		31	92	75%	123
JPR URGENT MEDICAL CARE		121	2	2%	123
SONNIS PEDIATRICS PA		110	13	11%	123
IQBAL A FARUQUI MD		91	32	26%	123
NORTH FL SOUTH GA HCS-MALCOM RANDALL VAMC			123	100%	123
FLORIDA STATE HOSPITAL CLINICAL LABORATORY		123			123
THREE OAKS PHARMACY INC		109	13	11%	122
COQUINA CENTER		119	3	2%	122
CHERRY OAK PALM BEACH COUNTY		116	6	5%	122
Crystal Health & Rehab Center		115	6	5%	121
WINDERMERE MEDICAL CENTER		117	4	3%	121
GENEDX		46	75	62%	121
URGENT CARE TCMA			121	100%	121
FLORIDA DEPARTMENT OF HEALTH IN LAKE COUNTY	1	78	42	35%	121
PARKVIEW HEALTH		121			121
BROOKDALE JENSEN BEACH		117	3	3%	120
MEYER PEDIATRICS		107	13	11%	120
SENIOR LIVING VII TAMPA LLC	1	110	9	8%	120
ARIZONA DEPARTMENT OF HEALTH SERVICES		5	115	96%	120
SUNLIFE PHARMACY		111	9	8%	120
MINUTECLINIC DIAGNOSTIC OF RHODE ISLAND, LLC #729		116	4	3%	120
MATHISON RETIREMENT COMMUNITY		114	5	4%	119
PALMS FACILITY INC		104	15	13%	119
BOSTON RED SOX CLUB LP		117	2	2%	119
RESEARCH CENTERS OF AMERICA, LLC		97	22	18%	119
FIRSTCARE CLINIC		64	55	46%	119
ISLAND URGENT CARE PLLC DBA AFC URGENT CARE		118	1	1%	119
EMBRY RIDDLE AERONAUTICAL UNIVERSITY HEALTH SERVICES		1	118	99%	119
SH HERON EAST LLC		103	15	13%	118
PEDIATRIC ASSOCIATES AT ARGYLE PA		112	6	5%	118
CITRUS MEMORIAL HEALTH SYSTEM LAB		2	116	98%	118
PSL NAPLES BH OPERATIONS, LLC		118			118
COASTAL HEALTH AND REHAB		110	8	7%	118
WALTON PLACE		118			118
RDX BIOSCIENCE		60	58	49%	118
NEIGHBORHOOD MEDICAL CENTER		112	5	4%	117
HOBDAIRI FAMILY HEALTH LLC		81	36	31%	117

COVID-19: testing by laboratory

Data through Mar 5, 2021 verified as of Mar 6, 2021 at 09:25 AM

Data in this report are provisional and subject to change.

The numbers in the table below represent the number of Florida and non-Florida residents for whom test results were received by the Department of Health. A person can be tested by more than one laboratory and can have both positive and negative results. **Therefore, the sum of the numbers in each column will be larger than the total number of people tested.**

Reporting lab	Inconclusive	Negative	Positive	Percent positive	Total
RITE MEDICAL CARE PC		116	1	1%	117
Avante at Melbourne		116	1	1%	117
JEFFERSON COUNTY HEALTH DEPARTMENT-MONTICELLO		86	31	26%	117
SPRING HAVEN RETIREMENT	1	116			117
DIAGNOSTIC LABORATORY OF OKLAHOMA		94	23	20%	117
KINDRED HOSPITAL MELBOURNE	1	112	4	3%	117
PANAMA PHARMACY	3	96	17	15%	116
THE VILLAGES REGIONAL HOSPITAL FREESTANDING		101	15	13%	116
LEE COUNTY SCHOOL DISTRICT	1	108	7	6%	116
BELVEDERE COMMONS OF FORT WALTON BEACH		106	10	9%	116
MEASE COUNTRYSIDE HOSPITAL		1	115	99%	116
MAGNOLIA MEDICAL CLINIC		11	104	90%	115
CLERMONT URGENT CARE			115	100%	115
BROOKDALE COLONIAL PARK	2	112	1	1%	115
ADVENTHEALTH MEDICAL GROUP FAMILY MEDICINE AT		88	27	23%	115
TIFFANY HALL NURSING AND REHAB CENTER		106	9	8%	115
SUNFLOWER SPRINGS ASSISTED LIVING		105	10	9%	115
CABANA AT JENSEN DUNES, THE		110	4	4%	114
ELAN BUENA VISTA		97	17	15%	114
BROWARD HEALTH CORAL SPRINGS EPIDEMIOLOGY DEPT		1	113	99%	114
D PEDIATRICS		99	15	13%	114
NADAL PEDIATRICS		87	27	24%	114
VITAS HEALTHCARE CORPORATION OF FLORIDA		111	3	3%	114
THE COURTYARD ASSISTED LIVING		109	4	4%	113
JACKSONVILLE VA UNIVERSITY OPC	4	106	3	3%	113
TREASURE COAST MEDICAL ASSOCIATES		4	109	96%	113
Courtyards of Orlando Care Center		101	12	11%	113
AMERICAN HOUSE COCONUT POINT		96	17	15%	113
MONTEFIORE MEDICAL CENTER LABORATORIES - MOSES		102	10	9%	112
TRADITION MEDICAL CENTER LABORATORY		48	64	57%	112
Sandy Ridge Center for Rehabilitation and Healing		91	21	19%	112
MEMORY CARE OF NAPLES		112			112
UNIVERSITY MEDICAL CENTER SUITES		99	13	12%	112
ALLIED HEALTH FORT PIERCE		112			112
BONITA PHARMACY		102	10	9%	112
CLEVELAND CLINIC FOUNDATION		12	100	89%	112
WESTWOOD NURSING & REHAB		77	34	31%	111
HOSPICE OF THE TREASURE COAST		107	4	4%	111
PHYSICIANS REGIONAL CLINIC		82	29	26%	111
HIGHLANDS MEDICAL CENTER		108	3	3%	111
ARBOR TERRACE ORTEGA LLC	2	107	2	2%	111
CCS - PAUL REIN DETENTION FACILITY		83	28	25%	111
MD 365 MEDICAL CARE		109	1	1%	110
KINDRED HOSPITAL - SOUTH FLORIDA		107	3	3%	110
Peninsula Care and Rehab		98	12	11%	110
LAKE HOUSE ASSISTED LIVING		93	17	15%	110
L&S SENIOR CARE DBA ARCADIA OAKS	4	105	1	1%	110

COVID-19: testing by laboratory

Data through Mar 5, 2021 verified as of Mar 6, 2021 at 09:25 AM

Data in this report are provisional and subject to change.

The numbers in the table below represent the number of Florida and non-Florida residents for whom test results were received by the Department of Health. A person can be tested by more than one laboratory and can have both positive and negative results. **Therefore, the sum of the numbers in each column will be larger than the total number of people tested.**

Reporting lab	Inconclusive	Negative	Positive	Percent positive	Total
KINDRED HOSPITAL SOUTH FLORIDA		108	2	2%	110
PINELLAS COUNTY JAIL			110	100%	110
ST PETERSBURG PEDIATRICS-MLK JUNIOR BLVD		101	9	8%	110
SOLARIS SENIOR LIVING OF MERRITT ISLAND		106	4	4%	110
BIODESIX, INC.		81	28	26%	109
MG PORT CHARLOTTE II SUBTENANT LLC		98	11	10%	109
SEMINOLE TRIBE OF FLORIDA		89	20	18%	109
TGH URGENT CARE – TYRONE		2	107	98%	109
PREMIER MEDICAL CENTER LLC		108			108
FLAGLER COLLEGE HEALTH SERVICES		79	29	27%	108
Riviera Health Resort		108			108
UNIVERSITY HEALTH SYSTEM INC		98	10	9%	108
SUMMIT MEDICAL GROUP		99	9	8%	108
EVANS HEALTH CARE		106	2	2%	108
ST JOSEPH'S HOSPITAL LABORATORY			108	100%	108
PINELLAS CARE CENTER		78	30	28%	108
BAY VIEW HEALTHCARE		85	22	21%	107
NAVY HOSPITAL			107	100%	107
North Lake Care Center		106	1	1%	107
GRAND OAKS HEALTH & REHABILITATION		106	1	1%	107
HEARTLAND PHARMACY LAKE PLACID, INC		79	27	25%	106
ELMCROFT OF BELLA VITA□		98	8	8%	106
NORTH FLORIDA EVALUATION AND TREATMENT CENTER	2	99	5	5%	106
CSL PLASMA INC		7	99	93%	106
HEARTLAND HEALTHCARE AND REHAB CENTER		84	22	21%	106
MINUTECLINIC LLC #4987		92	14	13%	106
HEART OF FLORIDA REGIONAL MED CTR		35	71	67%	106
ROHR HOME		102	3	3%	105
WELLOW URGENT CARE PC		105			105
MEDICAL CONSULTANTS OF FLORIDA DBA	1	90	14	13%	105
SEMINOLE SPORTS AND FAMILY MEDICINE		94	11	10%	105
ALTERNATIVE LIVING, INC DBA TWIN CITIES PAVILION		102	3	3%	105
PICH KTM CORP DBA MEDITOWN PHARMACY		89	16	15%	105
SOUTH BALDWIN MEDICAL CENTER GULF SHORES		83	21	20%	104
HOSPICE OF THE EMERALD COAST INC - PANAMA CITY	2	95	7	7%	104
ESCAMBIA COUNTY JAIL DETENTION DIVISION		101	3	3%	104
MY CLINICAL LAB INC		17	87	84%	104
PREDICTIVE LABORATORIES, INC	1	90	13	13%	104
VISTA MANOR		92	12	12%	104
GRANDE, THE□	2	98	4	4%	104
EAST RIDGE RETIREMENT VILLAGE INC		104			104
DIATHERIX LABORATORIES		60	44	42%	104
PEDIATRIC CARE CENTER- JACKSONVILLE BEACH		75	29	28%	104
HAZELDEN FLORIDA	1	100	3	3%	104
J FRANK AVEY MD		81	23	22%	104
LATE HOURS URGENT CARE		58	45	44%	103
FLORIDA MEDICAL CLINIC LLC		58	45	44%	103

COVID-19: testing by laboratory

Data through Mar 5, 2021 verified as of Mar 6, 2021 at 09:25 AM

Data in this report are provisional and subject to change.

The numbers in the table below represent the number of Florida and non-Florida residents for whom test results were received by the Department of Health. A person can be tested by more than one laboratory and can have both positive and negative results. **Therefore, the sum of the numbers in each column will be larger than the total number of people tested.**

Reporting lab	Inconclusive	Negative	Positive	Percent positive	Total
ATMORE COMMUNITY HOSPITAL LABORATORY		78	25	24%	103
FHMG LAKE MARY PEDS		89	14	14%	103
A2Z DIAGNOSTICS		101	1	1%	102
KINDRED HOSPITAL NORTH FLORIDA	3	93	6	6%	102
ALL MY KIDS PEDIATRICS INC		75	27	26%	102
CVS		24	78	76%	102
FAMILY MEDICAL CARE OF PALM BEACH		41	60	59%	101
WHITE PLAINS HOSPITAL CENTER LAB		97	4	4%	101
ISLAND DOCTORS		12	89	88%	101
ST MARK ASSISTED LIVING CENTER	1	88	12	12%	101
PRIME HEALTH OF NORTH PORT LLC		89	12	12%	101
BROOKDALE VERO BEACH SOUTH AL		101			101
BAYCARE HEALTH SYSTEMS		2	98	98%	100
Centre Pointe Health and Rehabilitation Center		89	11	11%	100
Consulate Health Care of Port Charlotte		98	2	2%	100
DOUGLAS T JACOBSON STATE VETERANS HOME		100			100
VILLAS OF HOLLY BROOK - BRADENTON 14TH		100			100
CCS - BROWARD COUNTY JAIL		94	6	6%	100
VIERA HOSPITAL			100	100%	100
OPPENHEIMER PLASTIC SURGERY LLC		94	5	5%	99
Royal Oaks Nursing and Rehab		99			99
GLOBAL CENTRAL LABS AT PPD	2	88	9	9%	99
WESTCHESTER MEDICAL CENTER		96	3	3%	99
EMERALD COAST CENTER		96	3	3%	99
CENTRAL FLORIDA HEALTH CARE		47	52	53%	99
SANIBEL INTERNAL MEDICINE, LLC		96	3	3%	99
CAREMOUNT MEDICAL - PATHOLOGY		95	4	4%	99
ARBOR TERRACE SAN JOSE LLC	3	94	2	2%	99
MICRO PATH LABORATORIES INC		96	3	3%	99
CHARLES CROFT MD	1	96	1	1%	98
LANDMARK, THE		48	50	51%	98
URINEGOODHANDS LLC		96	2	2%	98
Cross Landings Health and Rehabilitation		97	1	1%	98
PLAZA OF HALLANDALE BEACH		98			98
SEMINOLE COUNTY HEALTH DEPARTMENT		79	19	19%	98
FLORIDA COMMUNITY HEALTH CENTERS INC			98	100%	98
PruittHealth Fleming Island		86	12	12%	98
SUMMIT MEDICAL GROUP PA		88	10	10%	98
WILTON MANORS HEALTH & REHABILITATION CENTER		88	9	9%	97
HURLBURT FIELD CLINIC		39	58	60%	97
HEALTH CENTERS AT BRENTWOOD		96	1	1%	97
SUNSHINE GARDENS		96	1	1%	97
ARBOR TRAIL		77	20	21%	97
SEVEN HILLS HEALTH AND REHABILITATION CENTER		81	16	16%	97
VITAS HEALTHCARE CORPORATION OF FL		83	14	14%	97
ST PETERSBURG PEDIATRICS-SEMINOLE		84	13	13%	97
RIDGEWOOD DIAGNOSTIC LABORATORY		92	5	5%	97

COVID-19: testing by laboratory

Data through Mar 5, 2021 verified as of Mar 6, 2021 at 09:25 AM

Data in this report are provisional and subject to change.

The numbers in the table below represent the number of Florida and non-Florida residents for whom test results were received by the Department of Health. A person can be tested by more than one laboratory and can have both positive and negative results. **Therefore, the sum of the numbers in each column will be larger than the total number of people tested.**

Reporting lab	Inconclusive	Negative	Positive	Percent positive	Total
PANCARE HEALTH GULF COUNTY		70	27	28%	97
EC OPCO CARROLLWOOD LLC		91	6	6%	97
MACADAMS HOME HEALTH AGENCY		96	1	1%	97
SURFSIDE URGENT CARE		77	19	20%	96
BHA TITUSVILLE CLINIC		88	8	8%	96
PEDIATRIC ASSOCIATES ORLANDO		82	14	15%	96
MARKET STREET VIERA		95	1	1%	96
BAYSHORE MEMORY CARE□		96			96
ESCAMBIA COUNTY JAIL	1	69	26	27%	96
DEVANSH LAB WERKS INC		79	16	17%	95
PALMS EDGE	1	88	6	6%	95
SIGNATURE HEALTHCARE OF PORT CHARLOTTE		88	7	7%	95
THE TERRACE OF KISSIMMEE		80	15	16%	95
ORLANDO LUTHERAN TOWERS ASSISTED LIVING		95			95
MINNESOTA TWINS		90	5	5%	95
325TH MEDICAL GROUP		83	12	13%	95
SUPERIOR RESIDENCES OF LECANTO		80	15	16%	95
MIAMI BEACH COMMUNITY HEALTH CENTER		1	94	99%	95
CROSS CITY REHABILITATION AND HEALTH CARE CENTER		72	23	24%	95
DIAGNOSTIC SOLUTIONS		3	91	97%	94
ADVENT HEALTH CENTRA CARE - EAST ORLANDO		65	29	31%	94
CONSULATE HEALTH CARE OF SARASOTA□	1	93			94
QPS, LLC		91	3	3%	94
ADVENTHEALTH MEDICAL GROUP PRIMARY CARE		89	4	4%	93
MINUTECLINIC DIAGNOSTIC		87	6	6%	93
CARE RESOURCE COMMUNITY HEALTH CENTERS INC		91	2	2%	93
VITAS HEALTHCARE		83	10	11%	93
Golfview Healthcare Center		90	3	3%	93
HOSPICE OF MARTIN & ST LUCIE, INC		90	3	3%	93
LEE MEMORIAL HEALTH SYSTEM HEALTH FAIR		88	5	5%	93
KALEIDA HEALTH CENTER FOR LABORATORY		87	6	6%	93
LABCORP RTP		34	59	63%	93
PENNSYLVANIA DEPT OF HEALTH		21	72	77%	93
LECONTE MEDICAL CENTER LAB		74	19	20%	93
FLORIDA ATLANTIC UNIVERSITY		86	6	7%	92
BARBARA O'REILLY MD PA		89	3	3%	92
ADVENT HEALTH CENTRA CARE - WATERMAN		79	13	14%	92
KORGENE LAB	1	23	68	74%	92
AHEC CLINIC		7	85	92%	92
ARDEN COURTS OF LELY PALMS□		90	2	2%	92
LAKELAND REGIONAL HEALTH LAKE MIRIAM		50	42	46%	92
NORTH SHORE MEDICAL LABS	1	84	7	8%	92
HARBORCHASE OF NAPLES		79	13	14%	92
HERON CLUB AT PRESTANCIA		89	2	2%	91
BAHIA OAKS LODGE		85	6	7%	91
JOHN KNOX VILLAGE OF FLORIDA ALF	1	86	4	4%	91
TUSCAN ISLE OPERATING COMPANY LLC DBA		88	3	3%	91

COVID-19: testing by laboratory

Data through Mar 5, 2021 verified as of Mar 6, 2021 at 09:25 AM

Data in this report are provisional and subject to change.

The numbers in the table below represent the number of Florida and non-Florida residents for whom test results were received by the Department of Health. A person can be tested by more than one laboratory and can have both positive and negative results. **Therefore, the sum of the numbers in each column will be larger than the total number of people tested.**

Reporting lab	Inconclusive	Negative	Positive	Percent positive	Total
FIRST CHOICE PEDIATRICS INC		83	8	9%	91
CENTURY CENTER FOR REHABILITATION & HEALING		72	18	20%	90
MINUTECLINIC DIAGNOSTIC OF SOUTH CAROLINA, LLC		74	16	18%	90
KEYS MEDICAL GROUP			90	100%	90
DELAND WELLNESS CENTER			90	100%	90
MAGNOLIA DIAGNOSTIC		2	88	98%	90
STUART LODGE LIVING LLC		66	23	26%	89
PEDIATRICS IN BREVARD PA- ROCKLEDGE		54	35	39%	89
FREEDOM INN AT TARPON SPRINGS		82	7	8%	89
ADVANCED EMURGENT CARE		27	62	70%	89
ARDEN COURTS OF PALM HARBOR		72	17	19%	89
BAY REGIONAL URGENT CARE	1	51	37	42%	89
NORTH FLORIDA SPINE AND WELLNESS		69	20	22%	89
MOOSEHAVEN LIFE CARE CENTER		89			89
ATRIUM AT LIBERTY PARK		85	4	4%	89
HAWTHORN HOUSE		75	14	16%	89
NSPIRE HEALTHCARE TAMARAC		80	9	10%	89
MINUTECLINIC DIAGNOSTIC OF TEXAS, LLC		79	10	11%	89
Winter Garden Rehab and Nursing Facility		78	11	12%	89
East Bay Rehabilitation Center		54	34	39%	88
EPWORTH VILLAGE RETIREMENT COMMUNITY		88			88
AVERO DIAGNOSTICS		64	24	27%	88
GOVERNOR'S CREEK HEALTH & REHABILITATION		87	1	1%	88
LAKE GIBSON VILLAGE, LLC		85	3	3%	88
CALADIUM PEDIATRICS		79	8	9%	87
PACIFIC ANALYTICS			87	100%	87
BAPTIST MEDICAL CENTER SOUTH		71	16	18%	87
BRANDON HEALTH AND REHABILITATION CENTER	1	85	1	1%	87
ERIE COUNTY MEDICAL CTR CLINICAL LABS		82	4	5%	86
DISCOVERY VILLAGE AT THE FORUM		86			86
STONY BROOK UNIVERSITY MEDICAL CENTER		72	14	16%	86
PENSACOLA DEVELOPMENTAL CENTER		67	19	22%	86
SOUTH GEORGIA MEDICAL CENTER		48	38	44%	86
WALGREENS #12673		82	3	4%	85
PRESERVE AT PALM AIRE	2	83			85
MIAMI SHORES NURSING & REHAB		85			85
TURNING POINT OF TAMPA		79	6	7%	85
LIFESTREAM BEHAVIORIAL CENTER		64	21	25%	85
BAY PINES MEDICAL ASSOCIATES		1	84	99%	85
LABFIRST - DEPARTMENT OF PATHOLOGY		81	4	5%	85
LENOX HILL HOSPITAL		79	6	7%	85
PORT CHARLOTTE REHABILITATION CENTER		72	13	15%	85
AVANTE AT OCALA INC		55	30	35%	85
W. FRANK WELLS NURSING HOME		84	1	1%	85
ASHRAF MEDICAL GROUP PLLC DBA PULSE MD		81	3	4%	84
CORNERSTONE MEDICAL CARE OF BRANDON PL		69	15	18%	84
ARBOR OAKS AT TYRONE	9	73	2	2%	84

COVID-19: testing by laboratory

Data through Mar 5, 2021 verified as of Mar 6, 2021 at 09:25 AM

Data in this report are provisional and subject to change.

The numbers in the table below represent the number of Florida and non-Florida residents for whom test results were received by the Department of Health. A person can be tested by more than one laboratory and can have both positive and negative results. **Therefore, the sum of the numbers in each column will be larger than the total number of people tested.**

Reporting lab	Inconclusive	Negative	Positive	Percent positive	Total
CLYDE E LASSEN STATE VETERANS NURSING HOME		59	25	30%	84
PINES OF SARASOTA GARDEN		84			84
NITE LITE PEDIATRICS – JACKSONVILLE		76	8	10%	84
DEBARY HEALTH AND REHABILITATION CENTER		81	3	4%	84
Baldwin Pediatrix		73	11	13%	84
FLORIDA DEPARTMENT OF HEALTH IN WALTON COUNTY		70	13	16%	83
LAFAYETTE NURSING AND REHABILITATION CENTER		81	2	2%	83
UNIVERSTIY CENTER MEDICAL LLC DBA	1	78	4	5%	83
CAN COMMUNITY HEALTH		82	1	1%	83
GIBBENS FAMILY MEDICAL, LLC		65	18	22%	83
A COUNTRY PLACE ASSISTED LIVING FACILITY		81	2	2%	83
CANOPY ON BERRYHILL, THE		51	32	39%	83
LABCORP EMPLOYER SERVICES		82	1	1%	83
GRAND OAKS OF JENSEN BEACH LLC□		82	1	1%	83
SONATA WEST		81	2	2%	83
HUNTSVILLE HOSPITAL LABORATORY		57	25	30%	82
LAB		29	53	65%	82
EAST ALABAMA MEDICAL CENTER LABORATORY		70	12	15%	82
BRILLIANCE ASSISTED LIVING		65	17	21%	82
QUALITY URGENT CARE AND WELLNESS		45	37	45%	82
WEST		68	14	17%	82
EXPERTUS LABORATORIES INC		28	54	66%	82
THE PAVILION FOR HEALTH CARE		72	10	12%	82
Lexington Health and Rehabilitation Center		82			82
WINDSOR OAKS		81	1	1%	82
CARE CENTERS OF NASSAU, LLC - HENDRICKS RD		81			81
ARDEN COURTS OF SARASOTA		65	16	20%	81
BIO-TECH CLINICAL LABORATORIES		41	40	49%	81
COLLIER PHARMACY		70	11	14%	81
ORANGE PARK PEDIATRICS		72	9	11%	81
ABSOLUTE HEALTH INTERNAL MEDICINE AND PEDIATRICS		67	14	17%	81
MINUTECLINIC DIAGNOSTIC OF SOUTH CARO		67	14	17%	81
NEW SMYRNA BEACH URGENT CARE			80	100%	80
ACE BIOMEDICAL LABS LLC		67	13	16%	80
MENORAH HOUSE		79	1	1%	80
LAKE HOWELL FAMILY MEDICINE ASSOCIATES		67	13	16%	80
HARBOR BEACH NURSING AND REHABILITATION CENTER		77	3	4%	80
CATHOLIC HEALTH SYSTEM DEPT LABORATORY		78	2	3%	80
LONG TERM CARE OF JAY, LLC		59	21	26%	80
CHAMBREL AT ISLAND LAKE		76	3	4%	79
EDGEWATER AT WATERMAN VILLAGE		78	1	1%	79
ECOLAB GROUP		45	34	43%	79
CBS LABS OF TAMPA LLC		3	76	96%	79
MINUTECLINIC DIAGNOSTIC OF NORTH CARO		71	8	10%	79
ROSECASTLE AT DELANEY CREEK		78	1	1%	79
VETERANS AFFAIRS MEDICAL CENTER - PALO ALTO		28	51	65%	79
PLYMOUTH HOME FOR ADULTS, INC.	8	70	1	1%	79

COVID-19: testing by laboratory

Data through Mar 5, 2021 verified as of Mar 6, 2021 at 09:25 AM

Data in this report are provisional and subject to change.

The numbers in the table below represent the number of Florida and non-Florida residents for whom test results were received by the Department of Health. A person can be tested by more than one laboratory and can have both positive and negative results. **Therefore, the sum of the numbers in each column will be larger than the total number of people tested.**

Reporting lab	Inconclusive	Negative	Positive	Percent positive	Total
BALMORAL TENANT SERVICES INC	1	43	35	44%	79
LAKE MORTON PLAZA□		75	3	4%	78
EMERALD COAST BEHAVIORAL HOSPITAL		72	6	8%	78
BEACHES PEDIATRICS PA		73	5	6%	78
Madison Health and Rehabilitation Center		42	36	46%	78
MD 365 MEDICAL CARE PLLC		78			78
HEALTH FIRST - PALM BAY HOSPITAL		2	75	97%	77
PARK OF THE PALMS INC		77			77
TRUE NORTH HEALTH NAVIGATION LLC DBA DISPATCHHEALTH	1	60	16	21%	77
LANDMARK HOSPITAL SOUTHWEST FLORIDA LLC		74	3	4%	77
ORANGE CITY NURSING AND REHAB		75	2	3%	77
BAPTIST HEALTH SOUTH FLORIDA - WEST BOCA URGENT CARE		52	24	32%	76
S-H THIRTY-FIVE OPCO- PORT ST LUCIE, LLC	1	75			76
MOBILE PHYSICIAN SERVICES INC		68	8	11%	76
CENTRAL BALDWIN IMMEDIATE CARE & FAMILY PRACTICE		58	18	24%	76
TOTAL CARE PLUS LLC			76	100%	76
WINDSOR REFLECTIONS		75	1	1%	76
KEYSTYLE LIVING LLC	1	74	1	1%	76
WEST VOLUSIA FAMILY AND SPORTS MEDICINE		75	1	1%	76
WALGREENS 9627		70	6	8%	76
ST VINCENT'S BIRMINGHAM		70	6	8%	76
DYNAMIC MEDICAL USA			76	100%	76
CLINICAL PATHOLOGY ASSOCIATES-SONIC REFERENCE LAB		76			76
AU HEALTH		61	14	19%	75
RAPID RELIABLE TESTING NY LLC		69	6	8%	75
PROMEDICA LABORATORIES		21	54	72%	75
BOND CLINIC PA		43	32	43%	75
FLORIDA PEDIATRIC GROUP		27	48	64%	75
BLISS HEALTHCARE SERVICES	1	52	22	29%	75
HUNTINGTON HOSPITAL LABORATORY		72	3	4%	75
ADVENTHEALTH EXPRESSCARE		45	30	40%	75
LAB PLUS, LLC AT SAINT THOMAS WEST HOSPITAL		61	14	19%	75
FHMG- FLORIDA HOSPITAL MEDICAL GROUP		63	11	15%	74
CRESTVIEW URGENT CARE		6	68	92%	74
PUTNAM COUNTY SHERIFFS OFFICE		68	6	8%	74
NOAH CLINICAL LABORATORY		63	11	15%	74
MINUTECLINIC DIAGNOSTIC OF NORTH CAROL		64	10	14%	74
BROWARD HEALTH MEDICAL CENTER		3	71	96%	74
PENSACOLA PEDIATRICS MILTON		65	9	12%	74
BROOKDALE OVIEDO		72	2	3%	74
SCOTT LAKE HEALTH AND REHABILITATION CENTER		71	2	3%	73
PUBLIC SQUARE PHARMACY LLC		56	17	23%	73
MINUTECLINIC DIAGNOSTIC OF OHIO LLC		57	16	22%	73
EISENHOWER ARMY MEDICAL CENTER		66	7	10%	73
CONSULATE HEALTH CARE - LAKE MARY		72	1	1%	73
WATERCREST ST LUCIE WEST	1	69	3	4%	73
SIMED LABORATORY		57	16	22%	73

COVID-19: testing by laboratory

Data through Mar 5, 2021 verified as of Mar 6, 2021 at 09:25 AM

Data in this report are provisional and subject to change.

The numbers in the table below represent the number of Florida and non-Florida residents for whom test results were received by the Department of Health. A person can be tested by more than one laboratory and can have both positive and negative results. **Therefore, the sum of the numbers in each column will be larger than the total number of people tested.**

Reporting lab	Inconclusive	Negative	Positive	Percent positive	Total
BROWARD HEALTH MEDICAL CENTER CLINICAL LAB			73	100%	73
JERICOHO URGENT CARE		70	3	4%	73
LAKE WALES OPERATING GROUP LLC		68	5	7%	73
HOLMES COUNTY HEALTH DEPARTMENT	1	58	13	18%	72
KINDRED AT HOME		63	9	13%	72
MID FLORIDA PRIMARY CARE PA		58	14	19%	72
PANIRA HEALTHCARE CLINIC		2	70	97%	72
CATHOLIC HEALTH SERVICES REGIONAL LAB		65	7	10%	72
ALTAMONTE PEDIATRIC ASSOCIATES		31	41	57%	72
HAVEN OF OUR LADY OF PEACE		72			72
CRAIG BERGER MD PL D/B/A BAY AREA EYE INSTITUTE		72			72
INN AT ASTON GARDENS AT PELICAN POINTE,THE		67	4	6%	71
WALGREENS 2941		68	3	4%	71
ADVANCED LAB		67	4	6%	71
STERLING HOUSE OF TALLAHASSEE	3	62	6	8%	71
COOPER FAMILY MEDICAL PLLC		52	19	27%	71
NORTH FLORIDA PEDIATRICS		57	14	20%	71
AMMON LABS		61	10	14%	71
G & R HEALTH MART PHARMACY		59	12	17%	71
GATTOLINE ENTERPRISES, INC. DBA FAMILY CARE PHARMACY		59	11	16%	70
SUMMIT AT VENICE	2	63	5	7%	70
MEDRITE URGENT CARE		58	12	17%	70
ARDEN COURTS OF WEST PALM BEACH		70			70
Highlands Regional Hospital		63	7	10%	70
RARITAN BAY PERTH AMBOY		63	7	10%	70
CONCIMED LLC		58	12	17%	70
SUNCOAST COMMUNITY HEALTH CENTERS PEDIATRICS		21	49	70%	70
USF HEALTH MORSANI CENTER		5	65	93%	70
ASSOCIATED CLINICAL LABORATORIES		62	8	11%	70
OAK MANOR NURSING HOME		66	4	6%	70
ADVENT HEALTH - LAKE MARY		60	10	14%	70
Lanier Rehab		45	25	36%	70
PALM BAY HOSPITAL			69	100%	69
MEMORIAL MANOR		69			69
PANCARE HEALTH - MALONE CLINIC		62	7	10%	69
BAPTIST HEALTH URGENT CARE AT PLANTATION		57	12	17%	69
CP/AIG PENSACOLA DEVELOPMENT LLC		66	3	4%	69
HERITAGE HEALTHCARE AND REHABILITATION CENTER		69			69
PLANTATION GENERAL HOSPITAL CLINICAL LAB		26	43	62%	69
GV NAPLES OPCO, LLC		68	1	1%	69
PARKSIDE INN	3	64	2	3%	69
SAN JOSE SENIOR CARE LLC	1	43	25	36%	69
BOND CLINIC DR ELDEEB		35	33	49%	68
LAKE CITY VA MEDICAL CENTER			68	100%	68
MD LABS		41	27	40%	68
BARRY UNIVERSITY STUDENT HEALTH SERVICES		37	31	46%	68
SOUTH LAKE PEDIATRICS		63	5	7%	68

COVID-19: testing by laboratory

Data through Mar 5, 2021 verified as of Mar 6, 2021 at 09:25 AM

Data in this report are provisional and subject to change.

The numbers in the table below represent the number of Florida and non-Florida residents for whom test results were received by the Department of Health. A person can be tested by more than one laboratory and can have both positive and negative results. **Therefore, the sum of the numbers in each column will be larger than the total number of people tested.**

Reporting lab	Inconclusive	Negative	Positive	Percent positive	Total
EXPRESS DOCS LLC			68	100%	68
AEL- MEMPHIS		17	51	75%	68
MISIR DRUGS LLC		56	12	18%	68
JENNIFER J CHIAVETTA-GRLSANTI DC		55	13	19%	68
STONY BROOK SOUTHAMPTON		67	1	1%	68
SUNCOAST OPTIMAL WELLNESS		23	45	66%	68
Avante at St Cloud, Inc.		66	2	3%	68
BROOKDALE BONITA SPRINGS		67	1	1%	68
MEASE MANOR INC		63	4	6%	67
BIG BOCA SMILES LLC		65	2	3%	67
GENPATH			67	100%	67
CL BRUMBACK PRIMARY CARE CLINICS		17	50	75%	67
TITUSVILLE FAMILY PRACTICE		16	50	76%	66
AMERICAN FAMILY MEDICAL		53	13	20%	66
INDIGO MANOR		22	44	67%	66
JACOBI MEDICAL CENTER		61	5	8%	66
MEDEX MEDICAL EXPRESS OF PALATKA			66	100%	66
DISCOVERY VILLAGE AT PALM BEACH GARDENS		65	1	2%	66
SOMERBY OF SANTA ROSA BEACH		57	9	14%	66
MORTON PLANT HOSPITAL NURSING			66	100%	66
MED EXPRESS		6	60	91%	66
TREASURE COAST FORENSIC TREATMENT CTR		44	21	32%	65
BISHOP GRADY VILLAS		63	2	3%	65
Stratford Court of Palm Harbor		55	10	15%	65
NORTH CENTRAL BRONX HOSPITAL		63	2	3%	65
PRIMECARE AT TWIN LAKES		1	64	98%	65
OKEECHOBEE URGENT CARE		17	48	74%	65
SUMMER VISTA ASSISTED LIVING		38	27	42%	65
NORTH SHORE UNIVERSITY HOSPITAL LABORATORY		59	6	9%	65
BROOKDALE CENTRE POINTE	1	64			65
VETERANS AFFAIRS MEDICAL CENTER - GULF COAST		27	38	58%	65
ISLAND COAST PEDIATRICS		58	7	11%	65
LUTHERAN HAVEN ASSISTED LIVING		65			65
EC OPCO PENSACOLA, LLC		64	1	2%	65
AEGIS MEDICAL GROUP		48	17	26%	65
AFTER HOURS PEDIATRICS			65	100%	65
NXGEN MDX		20	44	69%	64
NEMOURS CHILDRENS PRIMARY CARE OVIEDO		51	13	20%	64
BOND AND STEELE CLINIC, PA		50	14	22%	64
CORAL GABLES HOSPITAL			64	100%	64
WADSWORTH HEALTH CENTER		61	3	5%	64
ADVENT HEALTH CENTRA CARE - WINTER GARDEN		18	46	72%	64
TRINITY AL SENIOR HOUSING LLC		45	19	30%	64
JOSEPH L MORSE GERIATRIC CENTER	2	59	3	5%	64
OUT OF STATE		40	24	38%	64
INNOVATIVE GENOMICS, LLC		44	20	31%	64
LEVY COUNTY DEPARTMENT OF HEALTH		47	17	27%	64

COVID-19: testing by laboratory

Data through Mar 5, 2021 verified as of Mar 6, 2021 at 09:25 AM

Data in this report are provisional and subject to change.

The numbers in the table below represent the number of Florida and non-Florida residents for whom test results were received by the Department of Health. A person can be tested by more than one laboratory and can have both positive and negative results. **Therefore, the sum of the numbers in each column will be larger than the total number of people tested.**

Reporting lab	Inconclusive	Negative	Positive	Percent positive	Total
NOMI HEALTH LAB SERVICES LLC		5	59	92%	64
HARMONY CLINIC		1	63	98%	64
GREENLEAF ALF		63	1	2%	64
MED ONE AT SAINT AUGUSTINE		33	30	48%	63
MEDI CLINIC SARASOTA INC		62	1	2%	63
THOMAS INTERNAL MEDICINE		52	11	17%	63
PANCARE HEALTH - FREEPORT CLINIC SUITE B		54	9	14%	63
BEEHIVE HOMES OF GULF BREEZE		47	16	25%	63
DAVID POSNACK JEWISH DAY SCHOOL		63			63
VIERA HEALTH AND REHABILITATION CENTER		62	1	2%	63
APC PEDIATRICS AT RYE ROAD MEDICAL PARK		63			63
OVERLOOK HOSPITAL LABORATORY		57	5	8%	62
LAKELAND REGIONAL HEALTH		38	24	39%	62
DELCARE PA		47	15	24%	62
PEDIATRIC SERVICES OF AMERICA INC		60	2	3%	62
PEDIATRIC SERVICES AND BREATHING CENTER PA		46	16	26%	62
BURRY'S PHARMACY INC		37	25	40%	62
Summit Medical Group, Pa Dba Citymd		56	6	10%	62
MENTAL HEALTH CARE INC		53	9	15%	62
SAMFORD UNIVERSITY HEALTH SERVICES		61	1	2%	62
DASCENA, INC		52	9	15%	61
BIGGERS FAMILY MEDICINE PA	1	55	5	8%	61
BROOKDALE PALM COAST		61			61
EMERALD COAST HOSPICE		60	1	2%	61
FLORIDA MEDICAL CLINIC PA		46	15	25%	61
Winter Park Care and Rehab		60	1	2%	61
ST JOHNS COUNTY DETENTION CENTER		61			61
HERNANDO COUNTY FIRE RESCUE DISTRICT		27	34	56%	61
ADVENT HEALTH - PALM COAST		1	60	98%	61
WASHINGTON REHABILITATION AND NURSING CENTER		51	10	16%	61
MICHAEL AKPEKE MD		52	9	15%	61
NORTH FLORIDA MEDICAL CENTER		57	4	7%	61
FLORIDA HEALTH CARE		8	52	87%	60
NAIA		60			60
TROY REGIONAL MEDICAL CENTER		49	11	18%	60
SILVER LAKE PEDIATRICS PA		55	5	8%	60
SUWANNEE COUNTY SHERIFF OFFICE		57	3	5%	60
CINNAMON COVE ALF		59	1	2%	60
WILSON MEMORIAL REGIONAL MEDICAL CENTER		56	4	7%	60
TWIN CREEKS ASSISTED LIVING & MEMORY CARE		57	3	5%	60
PALM BAY URGENT CARE		28	32	53%	60
GRAND VILLA OF DELAND		54	6	10%	60
81ST MEDICAL GROUP		28	32	53%	60
THE PRESERVE AT CLEARWATER		58	2	3%	60
SOS MOBILE MEDICAL CARE LLC		49	11	18%	60
Consulate Health Care of Jacksonville		45	14	24%	59
MILLENIUM PHYSICIANS GROUP		1	58	98%	59

COVID-19: testing by laboratory

Data through Mar 5, 2021 verified as of Mar 6, 2021 at 09:25 AM

Data in this report are provisional and subject to change.

The numbers in the table below represent the number of Florida and non-Florida residents for whom test results were received by the Department of Health. A person can be tested by more than one laboratory and can have both positive and negative results. **Therefore, the sum of the numbers in each column will be larger than the total number of people tested.**

Reporting lab	Inconclusive	Negative	Positive	Percent positive	Total
RITECARE MED CTR H			59	100%	59
UHEALTH AT FISHER ISLAND			59	100%	59
WAVE CREST HEALTH AND REHABILITATION CENTER		57	2	3%	59
CARDIOLOGY AND MEDICINE ASSOCIATES		43	16	27%	59
BIOTECH		52	7	12%	59
VITAS HEALTHCARE CORP OF FLORIDA		58	1	2%	59
NORTHEAST FLORIDA STATE HOSP-NURSING		58	1	2%	59
FERN PARK DEVELOPMENTAL CENTER		5	54	92%	59
LPG CONVENIENT CARE AT PINE ISLAND ROAD		53	6	10%	59
INTERNAL LAB		50	9	15%	59
TBI RESIDENTIAL SERVICES, INC.		48	11	19%	59
Margate Health and Rehabilitation Center		56	2	3%	58
GRAND ST PAUL CVS		58			58
SONATA BOCA RATON		54	4	7%	58
MICHIGAN DEPARTMENT OF HEALTH AND HUMAN SERVICES	1		57	98%	58
KINDRED HOSPITAL CENTRAL TAMPA BLOOD GAS	1	52	5	9%	58
TROPICANA MANUFACTURING COMPANY INC		54	4	7%	58
INTERNAL MEDICINE ASSOCIATES PA		54	4	7%	58
LINCOLN MEDICAL AND MENTAL HEALTH CENTER		54	3	5%	57
HORIZON ALF		56	1	2%	57
MALCOM RANDALL DEPT OF VAMC			57	100%	57
ROYAL CARE OF AVON PARK		54	3	5%	57
MERCY MEDICAL URGENT CARE CENTER INC		21	36	63%	57
ASCENSION SACRED HEART BAY LABORATORY		54	3	5%	57
THE CANOPY AT BERRYHILL		57			57
Conway Lakes Health and Rehabilitation Center		57			57
BioReference Laboratories, Inc		7	50	88%	57
WALGREENS #06012		52	5	9%	57
Palms at Ponte Vedra Assisted Livning and Memory Care		54	3	5%	57
ST FRANCIS HOSPITAL		49	8	14%	57
KAPG FLEMING ISLAND SENIOR HOUSING OPCO LLC	1	56			57
ALZHEIMERS CARE CENTER OF VIERA LTD		37	20	35%	57
ATRIA PARK OF LAKE FOREST (WG HERITAGE LF LLC)		54	2	4%	56
Gabisa Medical LLC		56			56
TIFFANY HALL NURSING AND REHAB		44	12	21%	56
PHYSICIANS PRIMARY CARE OF SOUTHWEST FLORIDA		39	17	30%	56
GENESIS DERMATOLOGY		52	4	7%	56
STEINHATCHEE FAMILY MEDICAL CENTER	1	48	7	13%	56
KEY WEST MEDICAL CENTER	1	50	5	9%	56
MARQUIS LABS, LLC		55	1	2%	56
HIALEAH HOSPITAL RESPIRATORY DEPT			56	100%	56
EAST HILL PHARMACY		38	18	32%	56
MAUREEN OROURKE-FUTEY			56	100%	56
EAGLES WATCH CLUSTER		47	9	16%	56
TUKA PEDIATRICS		7	49	88%	56
TOWERS HOME CARE		52	4	7%	56
MEDLOGIC LABORATORIES		3	53	95%	56

COVID-19: testing by laboratory

Data through Mar 5, 2021 verified as of Mar 6, 2021 at 09:25 AM

Data in this report are provisional and subject to change.

The numbers in the table below represent the number of Florida and non-Florida residents for whom test results were received by the Department of Health. A person can be tested by more than one laboratory and can have both positive and negative results. **Therefore, the sum of the numbers in each column will be larger than the total number of people tested.**

Reporting lab	Inconclusive	Negative	Positive	Percent positive	Total
CDR MAGUIRE INC	1	7	47	85%	55
PREMIER MEDICAL ASSOCIATES ALL FLORIDA LLC		54	1	2%	55
CARE CENTERS OF NASSAU LLC MINER ROAD SOUTH		55			55
NITE LITE PEDIATRICS - PORT ST. LUCIE		46	9	16%	55
KENDALL REGIONAL MEDICAL CENTER LAB	3		52	95%	55
life Care Center of Melbourne		38	17	31%	55
COOPER FAMILY MEDICAL, PLLC		45	10	18%	55
PANCARE HEALTH - JACKSON COUNTY		44	11	20%	55
SONATA HUNTERS CREEK		47	8	15%	55
PALM BAY PEDIATRICS		36	18	33%	54
JUNIPER VILLAGE AT NAPLES		53	1	2%	54
FAMILY EXTENDED CARE OF PUNTA GORDA		54			54
CHILDREN'S HOSPITAL OF ALABAMA		53	1	2%	54
CERTUS MTD OPCP LLC		52	2	4%	54
ALLIANCE PEDIATRICS		24	30	56%	54
SARASOTA CO. HEALTH DEPT # 58		40	14	26%	54
UNITED LABORATORY SERVICES CORPORATION		38	16	30%	54
CLERMONT HEALTH AND REHAB		40	14	26%	54
ST. CLOUD MEDICAL GROUP		54			54
SARATOGA HOSPITAL LABORATORY		49	5	9%	54
BIG BEND CARES, INC		45	8	15%	53
Osprey Point Nursing Center		51	2	4%	53
SOMERSET			53	100%	53
Salerno Bay Health & Rehabilitation Center		44	9	17%	53
ADVENT HEALTH - MOUNT DORA		9	44	83%	53
THE GOOD SHEPARDS OF DELAND-WEST		52	1	2%	53
VPA PC LAB		48	5	9%	53
APOLLOMDX LABS		31	22	42%	53
PROMEDICA SENIOR LIVING		51	2	4%	53
QUOTIENT SCIENCES LABS LLC			53	100%	53
ALEXANDER NININGER STATE VETERANS		52			52
NICEVILLE URGENT CARE		8	44	85%	52
AESTHETIC ENHANCEMENTS		52			52
INTERNAL MEDICINE SPECIALIST		46	6	12%	52
TERRACE AT HOBE SOUND, THE	1	48	3	6%	52
SNH BRFL TENANT LLC	2	50			52
ROCKLEDGE REGIONAL MEDICAL CENTER		30	22	42%	52
DEVELOPMENTAL DISABILITIES DEFENDANT PROGRAM		50	2	4%	52
ADVENT HEALTH		49	3	6%	52
MINUTECLINIC DIAGNOSTIC OF NEW JERSEY		45	7	13%	52
FINLAY CLINICAL LABORATORY		20	31	61%	51
AVANTE ST CLOUD		48	3	6%	51
GULFVIEW MEDICAL INSTITUTE		51			51
PALM RIVER COMMUNITY HEALTH CENTER		46	5	10%	51
INN AT THE FOUNTAINS, THE		34	17	33%	51
S-H THIRTY FIVE OPCO - ORANGE CITY, LLC		41	10	20%	51
TREASURE COAST PEDIATRICS PA		46	5	10%	51

COVID-19: testing by laboratory

Data through Mar 5, 2021 verified as of Mar 6, 2021 at 09:25 AM

Data in this report are provisional and subject to change.

The numbers in the table below represent the number of Florida and non-Florida residents for whom test results were received by the Department of Health. A person can be tested by more than one laboratory and can have both positive and negative results. **Therefore, the sum of the numbers in each column will be larger than the total number of people tested.**

Reporting lab	Inconclusive	Negative	Positive	Percent positive	Total
GOOD HEARTS COVID TESTING		8	43	84%	51
LPG PEDIATRICS AT PAGE FIELD		50	1	2%	51
VALENCIA HOUSE ALF		50	1	2%	51
ST CLOUD PHYSICIAN MANAGEMENT LLC DBA ST CLOUD		28	23	45%	51
GATEWAY CARE CENTER		50	1	2%	51
BUECHELE DENTAL PA DBA CLERMONT FAMILY DENTISTRY		42	9	18%	51
Jupiter Medical Center Pavilion		50	1	2%	51
CVS MINUTE CLINIC		1	50	98%	51
UNIVERSITY OF WEST FLORIDA, THE		50	1	2%	51
REGENCY OAKS HEALTH CENTER		49	2	4%	51
ROCHESTER GENERAL HOSPITAL LABORATORY		46	4	8%	50
GARDENS HEALTH NH LLC		50			50
FLORIDA HEALTH CARE DELAND			50	100%	50
ORCHID COVE AT DAYTONA		45	5	10%	50
TRADITIONAL HOME HEALTH OF PALM BEACH INC		49	1	2%	50
MISSION OAKS ASSISTED LIVING□		48	2	4%	50
GOLDEN POND COMMUNITIES		50			50
LITTLE NECK URGENT CARE		48	2	4%	50
PENNSYLVANIA DEPARTMENT OF HEALTH BUREAU OF LABORATORIES			50	100%	50
CAMPBELL URGENT CARE			50	100%	50
PORT ST. LUCIE - ZAXBY'S		50			50
WEST ISLIP URGENT CARE		46	4	8%	50
BARNETT PARK□		2	48	96%	50
BENTON HOUSE OF PORT ORANGE		44	6	12%	50
SOUTHEAST ALABAMA MEDICAL CENTER			50	100%	50
GENTIVA HEALTH SERVICES CERTIFIED INC		47	3	6%	50
FAST PACE MEDICAL CLINIC, PLLC		43	7	14%	50
BENTLEY CARE CENTER		50			50
WALGREENS #10373		48	2	4%	50
BETHUNE-COOKMAN UNIVERSITY		32	18	36%	50
DEPT OF VA MED CENTE-WEST PALM BEACH			50	100%	50
DOH		23	26	53%	49
SOFT CELL LABORATORIES		45	4	8%	49
HEALTH FIRST - CAPE CANAVERAL HOSPITAL		1	48	98%	49
USF		1	48	98%	49
RAINBOW PEDIATRICS PC LLC / BREAKFAST POINT		38	11	22%	49
MICHAEL A VENAZIO MD		46	3	6%	49
MEADOWCREST FAMILY PHYSICIANS PA	1	27	21	43%	49
ARTHREX MEDICAL CENTER		28	21	43%	49
ALLEGRO		47	2	4%	49
INSTITUTE OF PATHOLOGY KINGS COUNTY		48	1	2%	49
SOUTH CAROLINA DEPT OF HEALTH AND ENVIRONMENT CONTROL		10	39	80%	49
SAFARI PEDIATRICS PA		48	1	2%	49
HCTB INC		47	2	4%	49
SOLARIS SENIOR LIVING NORTH NAPLES		48	1	2%	49
NORTHBROOK CENTER FOR□		47	2	4%	49
CAREMED INTERNAL MEDICINE		30	18	38%	48

COVID-19: testing by laboratory

Data through Mar 5, 2021 verified as of Mar 6, 2021 at 09:25 AM

Data in this report are provisional and subject to change.

The numbers in the table below represent the number of Florida and non-Florida residents for whom test results were received by the Department of Health. A person can be tested by more than one laboratory and can have both positive and negative results. **Therefore, the sum of the numbers in each column will be larger than the total number of people tested.**

Reporting lab	Inconclusive	Negative	Positive	Percent positive	Total
SEWANEE MOLECULAR DIAGNOSTICS LABORATO		48			48
ADVENT HEALTH EXPRESS CARE		4	44	92%	48
GRAND OAKS OF PALM CITY LLC□	1	41	6	13%	48
PHILLIPPE RIDGE		36	12	25%	48
COURTYARD GARDENS OF JUPITER		48			48
THE TERRACE OF JACKSONVILLE		3	45	94%	48
FUTURE PEDIATRICS		45	3	6%	48
AR ANESTHESIA LLC		47	1	2%	48
NAPLES PEDIATRICS INC□		43	5	10%	48
PREMIER MEDICAL ASSOCIATES		46	2	4%	48
BAY CENTER HURRICANE SHELTER		48			48
GRAND AVENUE RX			48	100%	48
HILA BECKERMAN MD LLC	1	44	3	6%	48
ROSECASTLE OF JACKSONVILLE LLC		47	1	2%	48
FREEDOM SQUARE NURSING CENTER□		39	8	17%	47
ERDOX		45	2	4%	47
INTERLAB		1	46	98%	47
BARNES HEALTHCARE OF FLORIDA LLC		44	3	6%	47
FHMG_CTR FOR SENIOR HEALTH		42	5	11%	47
HERNANDO ENDOSCOPY AND SURGERY CENTER		36	11	23%	47
NAVARRE GARDENS		41	6	13%	47
PRACTICE MANAGEMENT OF AMERICA, INC.		7	40	85%	47
PERSONAL PEDIATRICS		42	5	11%	47
CAPE REGIONAL MEDICAL CENTER		45	2	4%	47
POPLAR HEALTHCARE PLLC	1	11	35	74%	47
KAPG ST AUGUSTINE SENIOR HOUSING OPCO LLC		37	9	20%	46
EMERGENCY PHYSICIANS MEDICAL CENTER LLC		28	18	39%	46
MOBILE DOC FL, LLC		29	17	37%	46
H LEE MOFFITT CANCER CENTER MICRO		46			46
EAST MANATEE FAMILY	1	1	44	96%	46
PREMIER PLACE HEALTHCARE AT THE GLENVIEW		46			46
ADVENT HEALTH - LAKE WALES		34	12	26%	46
FAMILY EXTENDED CARE OF WINTER HAVEN		44	2	4%	46
COLLIER BLVD HMA PHYSICIAN MANAGEMENT LLC		46			46
HOME CARE PHARMACY		46			46
SONORAN DESERT PATHOLOGY ASSOCIATES		3	43	93%	46
ADVENT HEALTH MEDICAL GROUP OB GYN AT		40	6	13%	46
HARTFORD HEALTH SERVICES LLC		46			46
REDI-MED WALK-IN FAMILY CARE			45	100%	45
STUART URGENT CARE			45	100%	45
COLLIER URGENT CARE CENTERS		44	1	2%	45
WINTER GARDEN REHAB AND NURSING CENTER		41	4	9%	45
MINUTECLINIC DIAGNOSTIC OF KANSAS, PA		37	8	18%	45
BRP SH OPCO LLC		45			45
WG EVERGREEN WOODS SH LLC		45			45
NORTH FLORIDA / SOUTH GEORGIA VETERANS HEALTH SYSTEM		1	44	98%	45
NIGHT LITE PEDIATRICS CENTER LLC		10	35	78%	45

COVID-19: testing by laboratory

Data through Mar 5, 2021 verified as of Mar 6, 2021 at 09:25 AM

Data in this report are provisional and subject to change.

The numbers in the table below represent the number of Florida and non-Florida residents for whom test results were received by the Department of Health. A person can be tested by more than one laboratory and can have both positive and negative results. **Therefore, the sum of the numbers in each column will be larger than the total number of people tested.**

Reporting lab	Inconclusive	Negative	Positive	Percent positive	Total
NEOGENOMICS LABORATORIES INC		45			45
FELICIDAD MEDICAL CENTER			45	100%	45
NEXT MOLECULAR ANALYTICS		14	31	69%	45
MIRIMUS CLINICAL LABS	1	18	26	58%	45
FAMILY HEALTH CENTER		32	13	29%	45
SOUTHPORT SQUARE HARBOUR HEALTH		45			45
NEW YORK PRESBYTERIAN - QUEENS DIAGNOSTIC		42	3	7%	45
SOUTHSIDE HOSPITAL NORTHWELL HEALTH LABORATORY		38	7	16%	45
CITYMD OF MANAHAWKIN		42	2	5%	44
FLORIDA HOSPITAL		28	16	36%	44
QHC UPSTATE MEDICAL PC		36	8	18%	44
THE MERIDIAN AT BOCA RATON	1	43			44
COMPLETE HOME CARE OF THE PALM BEACHES LLC		41	3	7%	44
ERIC C MRSHAL, MD, PC #1842		41	3	7%	44
Gulf Shore Care Center		39	5	11%	44
PEDIATRICS OF CENTRAL FLORIDA – SAINT CLOUD	2	40	2	5%	44
MARIANNA HEALTH AND REHABILITATION CENTER		43	1	2%	44
CALHOUN COUNTY HEALTH DEPT		20	24	55%	44
S-H THIRTY FIVE OPCO - LUTZ, LLC		43	1	2%	44
ST VINCENTS PRIMARY CARE		39	5	11%	44
AVOW HOSPICE INC		44			44
GRACE MEDICAL HOME		33	11	25%	44
CENTRA CARE – LAKE NONA		4	40	91%	44
ALLIANCE OF PHYSICIANS AGAINST COVID-19			44	100%	44
RADIOLOGY ASSOCIATES OF VENICE AND ENGLEWOOD		41	2	5%	43
LINCOLN DIAGNOSTIC LAB		41	2	5%	43
MINUTECLINIC DIAGNOSTIC OF HAWAII LLC		37	6	14%	43
LARA HEALTH AND WELLNESS CENTER LLC		43			43
MORTON PLANT			43	100%	43
PATRICK AIR FORCE BASE		3	40	93%	43
Guardian Care Nursing and Rehabilitation Center		43			43
BRANCH MEDICAL CLINIC			43	100%	43
Citymd Of Toms River		37	6	14%	43
TAMPA BAY CONCIERGE DOCTOR, LLC		41	2	5%	43
OCALA CBOC		39	4	9%	43
PRINCETON VILLAGE☐		39	4	9%	43
TGH URGENT CARE POWERED BY FAST TRACK			43	100%	43
LAKE MARY KIDS CENTRA CARE		33	10	23%	43
WOLFF CTR FOR CHILD & ADOLESCENT HEALTH PLLC,THE		26	17	40%	43
SAN CARLOS PHARMACY		39	4	9%	43
CENTRAL FLORIDA PEDIATRICS		17	26	60%	43
MADISON COUNTY MEMORIAL HOSPITAL LABORATORY		15	27	64%	42
BENTON HOUSE OF ST. JOHNS		40	2	5%	42
PLAINVIEW URGENT CARE		40	2	5%	42
MAIMONIDES-SHALOM ACADEMY, INC		41	1	2%	42
SUNCOAST TECHNICAL COLLEGE SCHOOL OF HEALTH		42			42
Atlantic Shore Nursing and Rehab		42			42

COVID-19: testing by laboratory

Data through Mar 5, 2021 verified as of Mar 6, 2021 at 09:25 AM

Data in this report are provisional and subject to change.

The numbers in the table below represent the number of Florida and non-Florida residents for whom test results were received by the Department of Health. A person can be tested by more than one laboratory and can have both positive and negative results. **Therefore, the sum of the numbers in each column will be larger than the total number of people tested.**

Reporting lab	Inconclusive	Negative	Positive	Percent positive	Total
ISLAND URGENT CARE PLLC		40	2	5%	42
FIRST CHOICE URGENT CARE		12	30	71%	42
KIVA AT CANTERBURY		25	17	40%	42
CLINICAL LABORATORY		42			42
HOLY NAME HOSPITAL LABORATORY		41	1	2%	42
LONG ISLAND UNIVERSITY - POST CAMPUS		42			42
BENTLEY VILLAGE II		33	9	21%	42
LUTHERAN HAVEN EXTENDED CONGREGATE CAR		42			42
WALGREENS 3145		39	3	7%	42
ATRIA WILLOW WOOD		39	2	5%	41
UNIVERSITY OF ALABAMA		38	3	7%	41
INTERCOASTAL MEDICAL GROUP			41	100%	41
SPRING MANOR ASSISTED LIVING		41			41
PATRICK MANOR INCORPORATED		41			41
UNION MEDICAL CARE PLLC		41			41
BRONX LEBANON HOSPITAL-MEDICAL CENTER		37	4	10%	41
DOH-WEST PALM BEACH BRANCH LABORATORY		2	39	95%	41
FLORIDA HOSPITAL NEW SMYRNA		4	37	90%	41
University Hills health and Rehabilitation		31	10	24%	41
PEDIATRICS OF CENTRAL FLORIDA KISSI		33	8	20%	41
URGENT CARE & WELLNESS CENTER		10	31	76%	41
PREMIER COMMUNITY HEALTHCARE GROUP INC		38	2	5%	40
ADVENTIST HEALTH SYSTEM FLORIDA		27	13	33%	40
GRAMERCY PARK URGENT CARE		38	2	5%	40
NORTH CAROLINA DEPARTMENT OF HEALTH & HUMAN SERVICES	1		39	98%	40
CLINICAL PATHOLOGY LABORATORIES, INC		40			40
LONGLEAF DIAGNOSTIC LABORATORIES		11	29	73%	40
DOT DOC SARASOTA		38	2	5%	40
CAPITAL REGIONAL MEDICAL CENTER		2	38	95%	40
ROYAL PALM SENIOR RESIDENCE		40			40
MID-FLORIDA PATHOLOGY, LLC		32	8	20%	40
MINUTE CLINIC INCORPORATE		33	7	18%	40
SUMTER PEDIATRICS		37	3	8%	40
NORTHWELL HEALTH PLAINVIEW HOSPITAL LABORATORY		31	9	23%	40
BRADFORD COUNTY HEALTH DEPARTMENT		39	1	3%	40
AVALON PARK RETIREMENT RESIDENCE		39	1	3%	40
PRIDE DIAGNOSTICS		24	16	40%	40
LOURDES HOSPITAL INC		38	2	5%	40
PACIFICA SENIOR LIVING OCALA		35	5	13%	40
KESHAV RX LLC		33	6	15%	39
CARE 4 U MANAGEMENT, INC			39	100%	39
WG BAYPOINT VILLAGE SH LLC		38	1	3%	39
STAT ONE URGENT CARE CENTER		2	37	95%	39
CEDAR CREEK AT KINGS BAY INC		39			39
DUVAL PHARMACY		29	10	26%	39
CAMBRIDGE SECURITY SERVICES		36	3	8%	39
BRIDGEVIEW CENTER LLC		27	12	31%	39

COVID-19: testing by laboratory

Data through Mar 5, 2021 verified as of Mar 6, 2021 at 09:25 AM

Data in this report are provisional and subject to change.

The numbers in the table below represent the number of Florida and non-Florida residents for whom test results were received by the Department of Health. A person can be tested by more than one laboratory and can have both positive and negative results. **Therefore, the sum of the numbers in each column will be larger than the total number of people tested.**

Reporting lab	Inconclusive	Negative	Positive	Percent positive	Total
THE TRADITION OF THE PALM BEACHES		38	1	3%	39
CROSSROADS URGENT CARE		24	15	38%	39
JUNIPER VILLAGE AT CAPE CORAL		34	5	13%	39
BAY COUNTY JAIL ANNEX		34	5	13%	39
GUYAN VALLEY WELLNESS CENTER		32	7	18%	39
LAKELAND REGIONAL HEALTH GATEWAY CENTER		16	23	59%	39
BAYSHORE PATHOLOGY CONSULTANTS PA		37	2	5%	39
CLINICAL RESEARCH SEQUENCING PLATFORM		8	31	79%	39
MEDEX MEDICAL EXPRESS OF PALATKA LLC			39	100%	39
MIAMI CLINICAL RESEARCH CORP			39	100%	39
ADVENT HEALTH CENTRA CARE - LAKELAND		30	9	23%	39
BIOFIRE		7	32	82%	39
M&V SAN JOSE MEDICAL CENTER			38	100%	38
PINES NURSING HOME		36	2	5%	38
BOND CLINIC, PA		9	29	76%	38
CORNERSTONE PEDIATRICS		28	10	26%	38
AMERICAN ESOTERIC LAB-BIRMINGHAM		38			38
ALL AMERICAN URGENT CARE			38	100%	38
VIP WALK IN CLINIC		19	19	50%	38
PANCARE HEALTH - BAY COUNTY - YOUNGSTOWN		34	4	11%	38
FLORIDA DEPARMENT OF HEALTH CLAY COUNTY		25	13	34%	38
CCRC @ SUNFLOWER LLC		35	3	8%	38
OCOEE PEDIATRICS		31	7	18%	38
STEWART MEDICAL GROUP, INC		21	17	45%	38
LONG ISLAND JEWISH MED CTR		35	3	8%	38
MOLECULAR DIAGNOSTICS		5	33	87%	38
AUTUMN OF SARASOTA		12	26	68%	38
ST ANTHONYS PRIMARY CARE LLC/JACKSON STREET			38	100%	38
BAPTIST URGENT CARE		35	3	8%	38
LAKE INTERNAL MEDICINE ASSOCIATES PA		32	6	16%	38
CITRUS COUNTY HEALTH DEPARTMENT		34	4	11%	38
HOMEWOOD RESIDENCE AT FREEDOM PLAZA		37	1	3%	38
OPTUMCARE SOUTH FLORIDA, LLC		30	7	19%	37
PATHOGENIUS LABORATORIES		30	7	19%	37
HOLZER HEALTH CENTER		5	32	86%	37
IMA MEDICAL CENTER		23	14	38%	37
IMA MEDICAL GROUP POINCIANA		14	23	62%	37
PONCE THERAPY CARE CENTER		34	3	8%	37
HR SARASOTA OPERATOR LLC		25	12	32%	37
BRANDON COMMUNITY HEALTH CENTER		29	8	22%	37
THE COLLIER AT NAPLES		36	1	3%	37
GENEXPERT			37	100%	37
INNOVATION CLINICAL TRIALS, INC			37	100%	37
ANDALUSIA HEALTH		20	17	46%	37
FAMILY EXTENDED CARE OF SEBRING INC		35	2	5%	37
PREMISE HEALTH MIA		1	36	97%	37
Lehigh Acres Health and Rehabilitation		26	11	30%	37

COVID-19: testing by laboratory

Data through Mar 5, 2021 verified as of Mar 6, 2021 at 09:25 AM

Data in this report are provisional and subject to change.

The numbers in the table below represent the number of Florida and non-Florida residents for whom test results were received by the Department of Health. A person can be tested by more than one laboratory and can have both positive and negative results. **Therefore, the sum of the numbers in each column will be larger than the total number of people tested.**

Reporting lab	Inconclusive	Negative	Positive	Percent positive	Total
ONE MILO		37			37
TAYLORVILLE FAMILY MEDICINE		30	7	19%	37
ACCURATE DIAGNOSTIC LAB		35	2	5%	37
CONNECTICUT DEPARTMENT OF HEALTH		22	15	41%	37
ST AUGUSTINE PEDIATRIC ASSOC		33	4	11%	37
NIGHT LITE PEDIATRIC CENTER		10	26	72%	36
BELVEDERE COMMONS OF SUN CITY CENTER		36			36
MAIN STREET MEDICAL CENTER OF CRESTVIEW PA		19	17	47%	36
EASTERN SHORE URGENT CARE		25	11	31%	36
BVL/LITTLE ANGEL PEDIATRICS		36			36
CORRECTIONAL MEDICAL GROUP		27	9	25%	36
LAKE CO EMPLOYEE HEALTH AND WELLNESS CENTER		32	4	11%	36
WASHINGTON COUNTY HEALTH DEPARTMENT		24	12	33%	36
GEORGE E WEEMS MEMORIAL HOSPITAL LAB		26	10	28%	36
MEDEXPRESS - BLOOMIN BRANDS		19	17	47%	36
HARMONY HEALTH OPCO, LLC		15	21	58%	36
A & R RESEARCH GROUP		30	6	17%	36
MAKO MEDICAL		21	15	42%	36
PROFESSIONAL PEDIATRICS		34	2	6%	36
AESTHETIC SURGERY CENTER OF WINTER PARK, THE	3	30	2	6%	35
ATRIA SAN PABLO		33	2	6%	35
PATHGROUP		9	26	74%	35
NCHD		21	14	40%	35
CAREHERE LAKE SCHOOLS EMPLOYEE HEALTH CENTER		24	11	31%	35
MILLENIA ADVANCED SCIENTIFIC LLC			35	100%	35
MAINSTREET FAMILY URGENT CARE		1	34	97%	35
LYSTER ACH FT RUCKER AL		32	3	9%	35
GUIDEWELL EMERGENCY MEDICINE DOCTORS LLC		12	23	66%	35
PRMG - EAST NAPLES	1	23	11	31%	35
MINUTECLINIC DIAGNOSTIC OF RHODE ISLAND, LLC #1544		34	1	3%	35
ADVENT HEALTH - FISH MEMORIAL		2	33	94%	35
ADVANCE URGENT CARE CENTER, LLC		1	34	97%	35
WUESTHOFF MEMORIAL HOSPITAL			35	100%	35
LIGHTHOUSE PEDIATRICS OF NAPLES		31	4	11%	35
P23 LABS		35			35
ST. MARYS MEDICAL CENTER		1	34	97%	35
NEUROINTERNATIONAL SARASOTA		32	3	9%	35
IRL		4	31	89%	35
BULLS HEAD URGENT CARE		33	2	6%	35
CDR MAGUIRE - MIAMI BEACH CC MISSION 17388		2	33	94%	35
PARKSIDE HEALTH AND REHABILITATION CENTER			35	100%	35
POARCH BANC CREEK INDIANS TRIBAL HEALTH DEPARTMENT			35	100%	35
BOCA TOXICOLOGY LLC		33	2	6%	35
BENTON HOUSE OF CLERMONT		35			35
COURTYARD GARDENS OF BOYNTON BEACH, LLC		31	3	9%	34
MEDCOMP SCIENCES			34	100%	34
PECONIC BAY MEDICAL CENTER LABORATORY		26	8	24%	34

COVID-19: testing by laboratory

Data through Mar 5, 2021 verified as of Mar 6, 2021 at 09:25 AM

Data in this report are provisional and subject to change.

The numbers in the table below represent the number of Florida and non-Florida residents for whom test results were received by the Department of Health. A person can be tested by more than one laboratory and can have both positive and negative results. **Therefore, the sum of the numbers in each column will be larger than the total number of people tested.**

Reporting lab	Inconclusive	Negative	Positive	Percent positive	Total
JOHN KNOX VILLAGE OF CENTRAL FLORIDA		30	4	12%	34
FLORIDA PEDIATRIC GROUP PA		28	6	18%	34
SUNSHINE ASSISTED LIVING		34			34
ST LUCIE COUNTY JAIL		25	9	26%	34
TUSCAN GARDENS OF DELRAY BEACH MANAGEMENT COMPANY,		34			34
REDI-MED WALK IN FAMILY CLINIC			34	100%	34
VILLAGE ON THE ISLE☐		29	5	15%	34
UNIVERSITY HOSPITAL		29	5	15%	34
SOUTHCOR LABORATORY		4	30	88%	34
NORTH FLORIDA PEDIATRICS - JACKSONVILLE		30	4	12%	34
PARAMOUNT WALK-IN CLINIC		1	33	97%	34
ENCOMPASS HEALTH REHABILITATION HOSPITAL OF LARGO		31	3	9%	34
ORANGE COUNTY CORRECTIONS HEALTH SERVICES		32	2	6%	34
ASHTON PLACE	3	27	4	12%	34
LONG TERM CARE OF GULF BREEZE LLC		30	4	12%	34
WHITE-WILSON MEDICAL CENTER		23	11	32%	34
COASTAL DETOX		34			34
RASHDA ALBIBI M.D. P.A.		31	3	9%	34
COLLIER HMA PHYSICIAN MANAGEMENT LLC		26	8	24%	34
MINUTECLINIC DIAGNOSTIC OF SOUTH CAROL		31	3	9%	34
STETSON UNIVERSITY STUDENT HEALTH CENTER		3	31	91%	34
TALLAHASSEE VA OPC		31	2	6%	33
Kensington Gardens		33			33
THE SPRINGS OF PARC HILL		32	1	3%	33
Consulate Health Care of Orange Park		27	6	18%	33
BOND CLINIC		3	30	91%	33
SANFORD MOBILE LAB PGA TOUR		32	1	3%	33
PORT SAINT JOHN FAMILY PRACTICE		21	12	36%	33
CENTRAL FLORIDA HEALTH CARE INC WAUCHULA SITE 2		26	7	21%	33
ALWAYS BEST CARE SENIOR SERVICES		30	3	9%	33
PHYSICIAN ASSOCIATES LLC		26	7	21%	33
PHOSPHORUS DIAGNOSTICS		27	6	18%	33
CVS MINUTE CLINIC DIAGNOSTIC OF NORTH CAROL		27	6	18%	33
HARBORCHASE OF WELLINGTON CROSSING		31	2	6%	33
AYERS NURSING AND REHABILITATION CENTER		33			33
NIGHT LITE PEDIATRICS URGENT CARE CENTER			33	100%	33
FHMG-FLORIDA HOSPITAL MEDICAL GROUP		24	9	27%	33
METRO KNOXVILLE HMA		25	8	24%	33
AHSE ROP		32	1	3%	33
VETERAN AFFAIRS MEDICAL CENTER - JAMES J PETERS		30	3	9%	33
CORAL HOUSE ASSISTED LIVING COMMUNITY LLC		33			33
GREENRIDGE GROUP HOME	3	11	19	58%	33
WESTWOOD NURSING AND REHABILITATION		28	5	15%	33
PASSPORT HEALTH ORLANDO		32			32
COLORADO DEPARTMENT OF HEALTH LABORATORY SERVICES DIVISION			32	100%	32
WALK IN MEDICAL URGENT CARE		32			32
IPSUM DIAGNOSTICS		3	29	91%	32

COVID-19: testing by laboratory

Data through Mar 5, 2021 verified as of Mar 6, 2021 at 09:25 AM

Data in this report are provisional and subject to change.

The numbers in the table below represent the number of Florida and non-Florida residents for whom test results were received by the Department of Health. A person can be tested by more than one laboratory and can have both positive and negative results. **Therefore, the sum of the numbers in each column will be larger than the total number of people tested.**

Reporting lab	Inconclusive	Negative	Positive	Percent positive	Total
LPG CONVENIENT CARE AT METRO		29	3	9%	32
JFK MEDICAL CENTER NORTH LAB		1	31	97%	32
Heartland Health Care Center North Sarasota		18	14	44%	32
BROOKDALE CANOPY OAKS			32	100%	32
FLORIDA DEPARTMENT OF HEALTH IN MONROE COUNTY		26	6	19%	32
OPIS COQUINA CENTER		32			32
ALAN A SMITH MD LLC		30	2	6%	32
UNION MEDICAL CARE		32			32
TRADITIONAL HOME CARE INC		31	1	3%	32
Sunrise Health and Rehabilitation Center		28	4	13%	32
VETERANS HOME			32	100%	32
VILLAGES VA CBOC	2	27	3	9%	32
WESTMINSTER ST AUGUSTINE		32			32
JACKSON HEALTH SYSTEM		1	31	97%	32
MINUTECLINIC, LLC		28	4	13%	32
ADVENTHEALTH MEDICAL GROUP FAMILY MEDICINE AT RDV		31			31
UR CARE FAMILY AND SPORTS MEDICINE			31	100%	31
ST JOSEPHS CHILDRENS OUTREACH			31	100%	31
LabCorp L#09258130 M#09258125		12	19	61%	31
FLAGLER HOSPITAL INC	2		29	94%	31
DISCOVERY COMMONS AT BRADENTON		31			31
ENT AND ALLERGY ASSOCIATES OF FLORIDA LLC		30	1	3%	31
VILLA COURT LLC		31			31
JAMAICA HOSPITAL MEDICAL CENTER		28	3	10%	31
EASYCARE WALK-IN CLINIC	1	11	19	61%	31
WELLMED AT NEW TAMPA		22	9	29%	31
SOMA MEDICAL CENTER PA #3			31	100%	31
AMMON ANALYTICAL LABORATORIES		27	4	13%	31
D W MCMILLAN MEMORIAL HOSPITAL		20	11	35%	31
SANTA BARBARA CARE CENTER		18	13	42%	31
UNIPATH		24	7	23%	31
BASSETTI MEDICAL RESEARCH INC		25	6	19%	31
MIDDLETOWN MEDICAL P C		22	9	29%	31
ALABAMA CLINICS		16	15	48%	31
MINUTE CLINIC LLC #2216		29	2	6%	31
MICHAEL J D'AMBROSE MD PA		29	2	6%	31
HEALTH FIRST - VIERA HOSPITAL		1	30	97%	31
REGENCY PARK ASSISTED LIVING FACILITY		29	2	6%	31
COMMUNITY MEDICAL CARE CENTER INC			31	100%	31
COLLIER ANESTHESIA PAIN LLC		31			31
SOUTHEASTERN OUTPATIENT SURGERY CENTER		28	3	10%	31
AMERICAN ESOTERIC LABORATORIES		15	16	52%	31
HERITAGE WATERSIDE		27	3	10%	30
VIKOR SCIENTITIC			30	100%	30
CLINCLOUD, LLC			30	100%	30
THE TERRACE AT IVY ACRES ALF		11	19	63%	30
MINUTECLINIC DIAGNOSTIC OF MICHIGAN		28	2	7%	30

COVID-19: testing by laboratory

Data through Mar 5, 2021 verified as of Mar 6, 2021 at 09:25 AM

Data in this report are provisional and subject to change.

The numbers in the table below represent the number of Florida and non-Florida residents for whom test results were received by the Department of Health. A person can be tested by more than one laboratory and can have both positive and negative results. **Therefore, the sum of the numbers in each column will be larger than the total number of people tested.**

Reporting lab	Inconclusive	Negative	Positive	Percent positive	Total
DCH REGIONAL MEDICAL CENTER LABORATORY		29	1	3%	30
ADVENT HEALTH PRIMARY CARE PLUS, WINTER GARDEN		26	4	13%	30
RESIDENTIAL PLAZA AT BLUE LAGOON INC		27	3	10%	30
UNIVERSITY MEDICAL CTR OF PRINCETON AT		28	2	7%	30
WE SCREEN LLC		30			30
COUNTY OF LOS ANGELES			30	100%	30
ROADS PEDIATRICS,LLC		28	2	7%	30
BOCA BIOLISTIC REFERENCE LAB			30	100%	30
VETERANS AFFAIRS MEDICAL CENTER - NEW YORK HARBOR		29	1	3%	30
AMEERAH LABS			30	100%	30
MAGNOLIA DIAGNOSTICS, LLC		3	27	90%	30
LAKE COUNTY SCHOOLS EMPLOYEE HEALTH CENTER		19	11	37%	30
WALGREENS COVID-19		26	4	13%	30
WEINBERG VILLAGE		29	1	3%	30
Okeechobee Health Care Facility		16	14	47%	30
NURSES HELPING HANDS INC ALF		29			29
HOLLISMED LLC		27	2	7%	29
MINUTECLINIC DIAGNOSTIC OF NORTH CAROLINA		28	1	3%	29
UNIV OF ROCHESTER-STRONG MEMORIAL HOSP		28	1	3%	29
RENAISSANCE SENIOR LIVING	1	28			29
NEMOURS CHILDRENS CLINIC		22	7	24%	29
LAKE MARY - STIRLING CENTER SUITE 202			29	100%	29
JUPITER MEDICAL CENTER PHYSICIANS GROUP, INC		26	3	10%	29
P4CLINICAL	3	2	24	83%	29
FAMILY CARE PARTNERS URGENT CARE LLC		23	6	21%	29
DUVAL COUNTY HEALTH DEPARTMENT		29			29
PREMIER URGENT CARE CENTER LLC			29	100%	29
WARDE MEDICAL LABORATORY		21	8	28%	29
FAST PACE MEDICAL CLINIC		26	3	10%	29
CENTER ONE SURGERY CENTER		24	5	17%	29
EVERLYWELL		16	13	45%	29
PRO HEALTH HARMONY		29			29
PANCARE HEALTH - BONIFAY K-8			29	100%	29
PERDIDO URGENT CARE		1	28	97%	29
CDC		17	12	41%	29
PALM GARDEN OF JACKSONVILLE		27	2	7%	29
EP MEDICAL EQUIPMENT PHARMACY		26	3	10%	29
COMPREHENSIVE CHILDCARE		23	6	21%	29
PREMIUM HEALTH SERVICES OF TAMPA BAY LLC		16	13	45%	29
STATEN ISLAND UNIVERSITY HOSPITAL-POUCH		29			29
COLLIER COUNTY JAIL		29			29
STEWART MELBOURNE HOSPITAL			29	100%	29
MEDICAL PAVILION CLINIC		18	11	38%	29
DAVID LAWRENCE CENTER		25	4	14%	29
SANDALWOOD NURSING CENTER		29			29
BAY STREET PHARMACY☐		27	2	7%	29
FAMILY AND INTERNAL MEDICINE AT AVALON PARK		25	4	14%	29

COVID-19: testing by laboratory

Data through Mar 5, 2021 verified as of Mar 6, 2021 at 09:25 AM

Data in this report are provisional and subject to change.

The numbers in the table below represent the number of Florida and non-Florida residents for whom test results were received by the Department of Health. A person can be tested by more than one laboratory and can have both positive and negative results. **Therefore, the sum of the numbers in each column will be larger than the total number of people tested.**

Reporting lab	Inconclusive	Negative	Positive	Percent positive	Total
SUNTREE INTERNAL MEDICINE		29			29
Wiregrass Rehabilitation Center and Nursing Home		28	1	3%	29
FAMILY CARE PARTNERS		18	10	36%	28
A AND R RESEARCH GROUP LLC		25	3	11%	28
BROOKDALE PHILLIPPI CREEK			28	100%	28
CERON PEDIATRICS & INTEGRATIVE MEDICIN		28			28
CITY OF CAPE CORAL		24	4	14%	28
RIVERHEAD URGENT CARE		27	1	4%	28
EDEN AT CRESTVIEW		12	16	57%	28
PORT ST LUCIE HOSPITAL		25	3	11%	28
MARION PEDIATRICS PA		21	7	25%	28
UCLA HEALTHCARE CLINICAL LABS		23	5	18%	28
ASTORIA HEALTH AND REHABILITATION CENTER		27	1	4%	28
KEY PRIMARY CARE			28	100%	28
BAPTIST PRIMARY BLACK CREEK SOUTH			28	100%	28
CARILLON SPORTS AND FAMILY MEDICINE		21	7	25%	28
LAKE PLACID HEALTH AND REHABILITATION		1	27	96%	28
ACTIVE SENIOR LIVING		26	2	7%	28
LAKELAND NURSING AND REHABILITATION CENTER			28	100%	28
PALMS, THE		28			28
ATLAN		24	4	14%	28
ORANGE PEDIATRICS			28	100%	28
Cleveland Clinic Laboratories		4	24	86%	28
PINELLAS INTERNAL MEDICINE ASSOCIATES	1	26	1	4%	28
ADVENTHEALTH MEDICAL GROUP FAMILY MEDICINE		25	3	11%	28
ADULT MEDICINE OF LAKE COUNTY INC			28	100%	28
URGENT CARE CENTER			28	100%	28
Bon Secours Maria Manor		23	5	18%	28
OAKMONTE VILLAGE		27	1	4%	28
ST PETER'S BENDER LABORATORY		27	1	4%	28
STUART REHABILITATION AND HEALTHCARE		13	15	54%	28
NORTH PINELLAS CHILDRENS MEDICAL CENTER			28	100%	28
ISLAND LAKE CENTER		12	16	57%	28
ISLAMORADA VILLAGE OF ISLANDS FIRE RESCUE		26	2	7%	28
CHILDREN'S MEDICAL CENTER			28	100%	28
AMELIA ASSISTED LIVING FACILITY		28			28
ADVANCED URGENT CARE		12	16	57%	28
MIGUEL E TREVINO MD PA		23	4	15%	27
EXPRESS CARE OF BELLEVIEW		27			27
ATRIA LADY LAKE		27			27
HEALTHPARK MEDICAL CENTER ABG LAB		26	1	4%	27
NATIONAL MENTOR HEALTHCARE LLC			27	100%	27
SPANISH RIVER HIGH SCHOOL ESE		23	4	15%	27
BITTINGS APOTHECARY INC		23	4	15%	27
ROCKLAND URGENT CARE FAMILY HEALTH NP		27			27
ACCESS 365 URGENT CARE		8	19	70%	27
MINUTE CLINIC, LLC DBA MINUTECLINIC #4505		25	2	7%	27

COVID-19: testing by laboratory

Data through Mar 5, 2021 verified as of Mar 6, 2021 at 09:25 AM

Data in this report are provisional and subject to change.

The numbers in the table below represent the number of Florida and non-Florida residents for whom test results were received by the Department of Health. A person can be tested by more than one laboratory and can have both positive and negative results. **Therefore, the sum of the numbers in each column will be larger than the total number of people tested.**

Reporting lab	Inconclusive	Negative	Positive	Percent positive	Total
FORT VALLEY STATE UNIVERSITY		27			27
LEXINGTON PLACE SENIOR LIVING COMMUNITY		27			27
INTERIM HEALTHCARE OF NORTHWEST FLORIDA INC		25	2	7%	27
SIDDH INC DBA SAN CARLOS PHARMACY		25	2	7%	27
GULFSIDE HOSPICE INC		24	3	11%	27
BROOKDALE BRANDON	1	26			27
FORT CAROLINE GARDENS, INC		25	2	7%	27
SYNIVERSE WELLNESS CENTER		23	4	15%	27
MINUTECLINIC DIAGNOSTIC OF RHODE ISLAND, LLC #212		27			27
BROOKDALE UNIVERSITY HOSPITAL		25	2	7%	27
BROOKDALE SOUTHPPOINT			27	100%	27
CHILDRENS MEDICAL CENTER			27	100%	27
ST JOSEPHS HOSPITAL SOUTH HOSPITAL			27	100%	27
SUNCOAST LABS			27	100%	27
LABORATORY ALLIANCE OF CENTRAL NEW YORK		26	1	4%	27
WEISS PEDIATRIC CARE LLC		16	11	41%	27
CIGNA PBSO WEST PALM			26	100%	26
LOOP PEDIATRICS		22	4	15%	26
PULMONARY SPECIALISTS OF THE PALM BEACHES		16	10	38%	26
COLONY CARE CENTER		16	10	38%	26
EAST HILL MEDICAL GROUP		17	9	35%	26
WIREGRASS CLINIC LLC		21	5	19%	26
MONCRIEF ARMY HEALTH CLINIC			26	100%	26
TGH URGENT CARE - RIVERVIEW			26	100%	26
THE MINIER URGENT CARE		20	6	23%	26
WAKULLA COUNTY HEALTH DEPARTMENT		12	14	54%	26
MINUTE CLINIC DIAGNOSTIC OF SC, LLC #75		25	1	4%	26
MONTEFIORE NEW ROCHELLE HOSPITAL		24	2	8%	26
BROWARD HEALTH IMPERIAL POINT NURSING			26	100%	26
EPIC REFERENCE LABS INC			26	100%	26
COLORADO DEPARTMENT OF PUBLIC HEALTH AND ENVIRONMENT			26	100%	26
RAINBOW PEDIATRICS		1	25	96%	26
ABL MEDICAL CARE LLC			26	100%	26
LAKES DIALYSIS CENTER INC			26	100%	26
RESIDENCE AT BAY VUE		25	1	4%	26
WEST BROWARD CARE CENTER		24	2	8%	26
ADVENT HEALTH PARTIN SETTLEMENT HEALTH PARK		18	8	31%	26
LOT HEALTH SERVICES	1	25			26
OAKTREE HEALTHCARE			26	100%	26
LONGWOOD CARDIOLOGY			26	100%	26
FLORIDA ENDOSCOPY & SURGERY CTR LLC		26			26
URGENT FAMILY CARE INC		23	3	12%	26
PALM BEACH COUNTY FIRE RESCUE		24	2	8%	26
CAPE CORAL HOSPITAL ABG LABORATORY		13	13	50%	26
SANITAS		4	21	84%	25
COASTAL SKIN SURGERY AND DERMATOLOGY		18	7	28%	25
MD BEAUTY LABS, PA		23	2	8%	25

COVID-19: testing by laboratory

Data through Mar 5, 2021 verified as of Mar 6, 2021 at 09:25 AM

Data in this report are provisional and subject to change.

The numbers in the table below represent the number of Florida and non-Florida residents for whom test results were received by the Department of Health. A person can be tested by more than one laboratory and can have both positive and negative results. **Therefore, the sum of the numbers in each column will be larger than the total number of people tested.**

Reporting lab	Inconclusive	Negative	Positive	Percent positive	Total
MINUTECLINIC DIAGNOSTIC MEDICAL GROUP		23	2	8%	25
THE WATERMARK AT VISTAWILLA		25			25
GASTROENTEROLOGY ASSOCIATES OF PENSACOLA PA		22	3	12%	25
COASTAL COMPLETE CARE		11	14	56%	25
MD NOW MEDICAL CENTERS INC		3	22	88%	25
CANTON-POTSDAM HOSPITAL LABORATORY		24	1	4%	25
LAKE SHERIFF		24	1	4%	25
TREEHOUSE PEDIATRICS & FAMILY CARE		25			25
ORLANDO CLINICAL RESEARCH CENTER		23	2	8%	25
WOMENS CARE FLORIDA LABORATORY		25			25
DELRAY BEACH FACIAL PLASTIC SURGERY		25			25
SUNSHINE PEDIATRICS OF CENTRAL FLORIDA PL		23	2	8%	25
DOCTOR TODAY TLC LLC			25	100%	25
WESTPAC LABS		1	24	96%	25
FEDERAL PRISON CAMP PENSACOLA			25	100%	25
RJ LEE GROUP	1	23	1	4%	25
GOOD SAMARITAN HOSPITAL LABORATORY		22	3	12%	25
HUNTINGTON STATION URGENT CARE		24	1	4%	25
KIVA AT CANTERBURY, LLC		25			25
TALLAHASSEE DEVELOPMENTAL CENTER□		24	1	4%	25
PINELLAS 1 HOME HEALTH CARE CORP		25			25
ADVENTHEALTH MEDICAL GROUP FAMILY & INTERNAL		9	16	64%	25
GRAND LIVING AT LAKEWOOD RANCH		24	1	4%	25
MADWAR		19	6	24%	25
ST. CLOUD HOSPITAL		20	5	20%	25
CITRUS CARE CLINIC			25	100%	25
VICK STREET MANOR		25			25
SOUTH FLORIDA DIALYSIS CENTER		8	17	68%	25
ARCPOINT LABS OF FORT LAUDERDALE		25			25
UNION CHD		22	3	12%	25
ADVENT HEALTH - LAKE MARY PEDIATRICS		16	9	36%	25
VASSAR BROTHERS MEDICAL CENTER LABORATORY		24	1	4%	25
CARDIOLOGY AND MEDICINE ASSOCIATES INC		25			25
ARCPOINT LABS OF WEST PALM BEACH			25	100%	25
LONG BEACH URGENT CARE		24			24
STATE LAB		2	22	92%	24
ROWLETT MIDDLE ACADEMY		22	2	8%	24
MINUTECLINIC DIAGNOSTIC OF LOUISIANA		23	1	4%	24
URGENT CARE USA			24	100%	24
LABORATORY DYNAMICS		20	4	17%	24
Grand Villa of Clearwater		22	2	8%	24
PHYSICIANS STAT		3	21	88%	24
HEALTH MED CENTERS		24			24
MED PLUS FLORENCE		20	4	17%	24
HERITAGE OAKS ASSISTED LIVING & MEMORY CARE		20	4	17%	24
JOSEF SCHENKER MD PC		24			24
ATRIA AT ST JOSEPHS		24			24

COVID-19: testing by laboratory

Data through Mar 5, 2021 verified as of Mar 6, 2021 at 09:25 AM

Data in this report are provisional and subject to change.

The numbers in the table below represent the number of Florida and non-Florida residents for whom test results were received by the Department of Health. A person can be tested by more than one laboratory and can have both positive and negative results. **Therefore, the sum of the numbers in each column will be larger than the total number of people tested.**

Reporting lab	Inconclusive	Negative	Positive	Percent positive	Total
THE COMMONWEALTH OF MASSACHUSETTS			24	100%	24
PRIME CARE ONE LLC/HARBORCHASE OF VENICE			24	100%	24
AIR, LAND & SEA PHYSICALS & CONSULTATIONS, LLC		23	1	4%	24
GROWING TOGETHER PEDIATRICS, LLC		20	4	17%	24
COURTYARDS OF ORLANDO		24			24
SUNQUEST		3	21	88%	24
HENNEPIN COUNTY MEDICAL CENTER (HCMC)		13	11	46%	24
APOLLO HEALTH & REHABILITATION		18	6	25%	24
BREVARD HEALTH ALLIANCE INC		23	1	4%	24
MID FLORIDA PATHOLOGY LLC		23	1	4%	24
Clearwater Center		10	14	58%	24
WELLOW URGENT CARE		23	1	4%	24
MADISON COUNTY MEMORIAL HOSP		12	12	50%	24
CENTERPLACE HEALTH		3	21	88%	24
LPG PRIMARY CARE AT SURFSIDE		21	3	13%	24
MARYLAND DEPARTMENT OF HEALTH			24	100%	24
SENIOR LIVING IV SUN CITY LLC		17	7	29%	24
TARPON BAYOU CENTER			24	100%	24
VILLAGES REHABILITATION AND NURSING CENTER		24			24
SUMMIT MEDICAL GROUP - 75 E NORTHFIELD		22	2	8%	24
CSH LAKE ORIENTA LP		24			24
RAINBOW PEDIATRIC CENTER		2	22	92%	24
MAYO CLINIC JACKSONVILLE		1	23	96%	24
PHYSICIANS PRIMARY CARE OF SW FLORIDA PL		24			24
THE LODGE AND REHABILITATION CENTER		9	15	63%	24
WESTMINSTER WOODS ON JULINGTON CREEK		22	2	8%	24
MARTHA'S HOUSE & ASSISTED LIVING FACILITY		24			24
PACIFICA SENIOR LIVING FORT MYERS		15	9	38%	24
AVENTIS BIO-SERVICES CTL		24			24
MINUTE CLINIC DIAGNOSTIC OF VIRGINIA		19	5	21%	24
JOSEPH SCHENKER MD PC DBA CENTERS URGENT		21	3	13%	24
HOLIDAY MEDICAL ASSOCIATES		1	23	96%	24
THE CHAPPEL GROUP RESEARCH		24			24
SPRINGWOOD COURT		19	5	21%	24
MAGNOLIA PEDIATRICS		4	20	83%	24
FIRST CHOICE PEDIATRICS LOOP		22	2	8%	24
SENIOR HEALTH OF WINTER PARK DUNDEE		24			24
UNIV OF NORTH ALABAMA HEALTH CENTER		22	1	4%	23
NEW JERSEY		22	1	4%	23
BUREAU OF PUBLIC HEALTH	1	4	18	78%	23
CARE HERE		1	22	96%	23
EMORY BENNETT VETERANS NURSING HOME	1	22			23
OMEGA LABORATORIES		19	4	17%	23
CHIPOLA MEDICAL ASSOCIATES		4	19	83%	23
CARENOW - DOWNTOWN NORTH GULCH		22	1	4%	23
Summit Medical Group Westfield Lab		20	3	13%	23
CORE LABORATORY		1	22	96%	23

COVID-19: testing by laboratory

Data through Mar 5, 2021 verified as of Mar 6, 2021 at 09:25 AM

Data in this report are provisional and subject to change.

The numbers in the table below represent the number of Florida and non-Florida residents for whom test results were received by the Department of Health. A person can be tested by more than one laboratory and can have both positive and negative results. **Therefore, the sum of the numbers in each column will be larger than the total number of people tested.**

Reporting lab	Inconclusive	Negative	Positive	Percent positive	Total
EGL GENETIC DIAGNOSTICS		1	22	96%	23
UF HEALTH NORTH JACKSONVILLE			23	100%	23
BOCA SIMON LAB		1	22	96%	23
WUESTHOFF MEDICAL CENTER-MELBOURNE			23	100%	23
FINLAY C. LABORATORY		3	20	87%	23
NOBLE SENIOR LIVING		3	20	87%	23
ISLAND COAST PEDIATRICS PA		22	1	4%	23
TIFFANY LAKE CARE CENTERS INC		23			23
HUNT CLUB PEDIATRIC ASSOCIATES LLC		19	4	17%	23
GRAND VILLA OF ST. PETERSBURG		21	2	9%	23
LAKEVIEW HEALTH CARE SYSTEMS		9	14	61%	23
MINUTECLINIC, LLC #08366		18	5	22%	23
BROOKWOOD BAPTIST MEDICAL CENTER		22	1	4%	23
ENGLEWOOD HOSPITAL AND MEDICAL CENTER		18	5	22%	23
BIOREFERENCE LABORATORIES INC		3	20	87%	23
CRESTVIEW IMMEDIATE CARE LL			23	100%	23
WOODHOUSE INC		17	6	26%	23
THORNBURG PEDIATRICS		22	1	4%	23
PALMETTO PEDIATRICS			23	100%	23
ADVENTHEALTH MEDICAL GROUP PULMONOLOGY		20	3	13%	23
PARK WEST MEDICAL CENTER		22	1	4%	23
GRAND VILLA OF NEW PORT RICHEY		16	7	30%	23
PALMS MEDICAL GROUP - LAKE CITY WEST		3	20	87%	23
NOVANT HEALTH		17	6	26%	23
UNIVERSITY HILLS HEALTH AND REHABILITATION CENTER		18	5	22%	23
ASSISTED LIVING OF BROWARD		23			23
GENETIC TECHNOLOGICAL INNOVATIONS, LLC		11	12	52%	23
SARASOTA MEMORIAL NURSING & REHABILITATION CTR		23			23
OLIVE BRANCH HEALTH AND REHABILITATION CENTER			22	100%	22
BAYCARE HEALTH SYSTEMS, LLC			22	100%	22
FORT PIERCE FAMILY CARE INC		16	6	27%	22
ROBERT H JENKINS JR VETERANS' DOMICILIARY HOME OF		19	3	14%	22
ADVENTHEALTH MEDICAL GROUP MULTISPECIALTY			22	100%	22
DIACARTA INC.		22			22
NORTHWEST FLORIDA COMMUNITY HOSPITAL 3RD FLOOR		20	2	9%	22
REHAB AND HEALTHCARE CENTER OF CAPE CORAL		22			22
DALE MEDICAL CENTER		17	5	23%	22
HUNT CLUB MEDICAL		15	7	32%	22
FLORIDA HOSPITAL LABS		12	10	45%	22
FORT SANDERS REGIONAL LABORATORY		22			22
CHARLOTTE CHD PORT CHARLOTTE		18	4	18%	22
GLEN COVE HOSPITAL		22			22
SANFORD PEDIATRIC ASSOCIATES, PA		20	2	9%	22
COMMUNITY HEALTH OF SOUTH FLORIDA			22	100%	22
FLORIDA PEDIATRICS		6	16	73%	22
MOBILE DIVISION LABORATORY		7	15	68%	22
CLEARWATER EMPLOYEE HEALTH CLINIC		7	15	68%	22

COVID-19: testing by laboratory

Data through Mar 5, 2021 verified as of Mar 6, 2021 at 09:25 AM

Data in this report are provisional and subject to change.

The numbers in the table below represent the number of Florida and non-Florida residents for whom test results were received by the Department of Health. A person can be tested by more than one laboratory and can have both positive and negative results. **Therefore, the sum of the numbers in each column will be larger than the total number of people tested.**

Reporting lab	Inconclusive	Negative	Positive	Percent positive	Total
SOLE HEALTH LLC		22			22
SHORE MEMORIAL HOSPITAL		19	3	14%	22
APOLLO SURGERY CENTER		20	2	9%	22
ADVENT HEALTH MEDICAL GROUP- FAMILY MEDICINE AT DR. PHILIPS		17	5	23%	22
ROCKLEDEGE REGIONAL MEDICAL CENTER		17	5	23%	22
DARDEN WELLNESS CENTER		19	3	14%	22
PULSE MEDICAL GROUP INC			22	100%	22
MARATHON HEALTH FOR LIFE		19	3	14%	22
SEAGRASS VILLAGE			22	100%	22
STEWARD MEDICAL GROUP INC			22	100%	22
ELAN SPANISH SPRINGS		4	18	82%	22
MORNINGSIDE MANOR & VILLA ADULT CARE C		22			22
NAPHCARE, INC.		12	10	45%	22
TEN HEALTHCARE		6	16	73%	22
MEDEXPRESS URGENT CARE - BLOOMINGTON		19	3	14%	22
UNIVERSITY OF ILLINOIS VETERINARY DIAG		21	1	5%	22
EBEIDS MD PEDIATRICS		19	3	14%	22
FAMILY AND AFTER HOURS CARE		22			22
ADVENT HEALTH EXPRESS		9	13	59%	22
PRIMECARE OF DOTHAN-DALEVILLE CLINIC		16	5	24%	21
Grand Villa of Deerfield Beach		19	2	10%	21
PHYSICIANS CARE		18	3	14%	21
LPG PULMONOLOGY-COCONUT POINT		17	4	19%	21
GILCHRIST COUNTY JAIL		19	2	10%	21
ALAN SERURE MD		21			21
UAH STUDENT HEALTH CENTER		14	7	33%	21
TRIPLE O MEDICAL SERVICES INC		19	2	10%	21
TOTAL ACCESS URGENT CARE			21	100%	21
CLINICAL PATHOLOGY LABORATORIES SOUTHEAST			21	100%	21
CVS NY409803POCT NEW YORK		21			21
MINUTECLINIC DIAGNOSTIC OF TN PC #378		20	1	5%	21
CARESPOT		1	20	95%	21
UTAH DEPARTMENT OF HEALTH			21	100%	21
BROOKDALE MANDARIN CENTRAL		7	14	67%	21
HARBOUR ISLAND PEDIATRICS		12	9	43%	21
TOTTENVILLE CIRCLE URGENT CARE		21			21
CONNECTDX		6	15	71%	21
UPMC CHAUTAUQUA AT WCA LABORATORY		20	1	5%	21
MINUTE CLINIC DIAGNOSTIC OF VIRGINIA, LLC		21			21
GRAND VILLA OF ALTAMONTE SPRINGS		14	7	33%	21
VIRTUA		17	4	19%	21
ERIC C MARSHAL MD, PC DBA MINUTECLINIC		20	1	5%	21
GERALD J KIVETT MD		19	2	10%	21
NEWYORK-PRESBYTERIAN/ LAWRENCE HOSPITAL LABORATORY		19	2	10%	21
ROSLYN URGENT CARE		21			21
XPRESS URGENT CARE- PORT ST. LUCIE		4	17	81%	21
GREEN GABLES ASSISTED LIVING FACILITY		21			21

COVID-19: testing by laboratory

Data through Mar 5, 2021 verified as of Mar 6, 2021 at 09:25 AM

Data in this report are provisional and subject to change.

The numbers in the table below represent the number of Florida and non-Florida residents for whom test results were received by the Department of Health. A person can be tested by more than one laboratory and can have both positive and negative results. **Therefore, the sum of the numbers in each column will be larger than the total number of people tested.**

Reporting lab	Inconclusive	Negative	Positive	Percent positive	Total
JUPITER MEDICAL CENTER			21	100%	21
MINIMALLY INVASIVE VASCULAR INC		19	2	10%	21
ST JUDE CHILDRENS RESEARCH HOSPITAL		21			21
JOSEF SCHENKER MD PC DBA CENTERS URGENT		19	2	10%	21
HIGHLANDS COUNTY FIRE RESCUE		21			21
ARDEN COURTS OF WINTER SPRINGS		18	3	14%	21
INTERNATIONAL MEDICAL LABORATORY INC		21			21
ROCKLEDGE FAMILY HEALTH			21	100%	21
JEFFERSON K-12, A SOMERSET SCHOOL- CLINIC		17	4	19%	21
ADIRONDACK MEDICAL CENTER		20			20
WINTER PARK FAMILY PRACTICE LLC		17	3	15%	20
PROFESSIONAL PARK PEDIATRICS PA			20	100%	20
CARESPOT OF NOCATEE		1	19	95%	20
REDITUS LABORATORIES			20	100%	20
HOWARD BEACH URGENT CARE		20			20
ST VINCENT'S EAST		18	2	10%	20
PEDIATRIC ASSOCIATES PA		17	3	15%	20
HALIFAX HEALTH URGENT CARE		3	17	85%	20
ODYSSEY HEALTHCARE OF MARION COUNTY, LLC		19	1	5%	20
MINUTECLINIC DIAGNOSTIC OF PENNSYLVANI		19	1	5%	20
FLORENCE J HUNT STUDENT WELLNESS CENTER - HEALTH SERVICES (ABBOTT)		20			20
MORRIS PARK URGENT CARE		17	3	15%	20
TENNESSEE DEPARTMENT OF HEALTH		15	5	25%	20
SOUTH CAROLINA DEPARTMENT OF HEALTH			20	100%	20
CONSOLIDATED LAB SERVICES		10	10	50%	20
HEALTHY MINORS, LLC.		20			20
WINSHIPS PHARMACY INC		20			20
STEINHATCHEE DRUGS		16	4	20%	20
LAKE WORTH MANOR		19	1	5%	20
CL BRUMBACK PRIMARY CARE CLINIC LANTANA		2	18	90%	20
BETHESDA HEALTH PHYSICIAN GROUP INC			20	100%	20
JUST FOR KIDS PEDIATRICS		5	15	75%	20
BEST MEDICAL CENTER		11	9	45%	20
HENDRY REGIONAL CORPORATE HEALTH			20	100%	20
POINT OF CARE CLINICS PRIMARY CARE		20			20
FLUSHING HOSPITAL MEDICAL CENTER		16	4	20%	20
MARQUES PEDIATRICS			20	100%	20
PBSO WEST PALM FAMILY PRACTICE		1	19	95%	20
COOPER HEALTHCARE		20			20
MEDICAL EXPRESS CORP		18	2	10%	20
ORLANDO FAMILY MEDICINE		7	13	65%	20
TGH MEDICAL GROUP LABORATORY CARROLLWOOD			20	100%	20
BAY PEDIATRICS PA		18	2	10%	20
BAYFRONT HMA CONVENIENT CARE, LLC		2	18	90%	20
VIERA FAMILY MEDICINE AND WELLNESS		16	4	20%	20
PONCE PLAZA NURSING & REHAB CENTER		4	16	80%	20
GRAND VILLA OF PINELLAS PARK		18	2	10%	20

COVID-19: testing by laboratory

Data through Mar 5, 2021 verified as of Mar 6, 2021 at 09:25 AM

Data in this report are provisional and subject to change.

The numbers in the table below represent the number of Florida and non-Florida residents for whom test results were received by the Department of Health. A person can be tested by more than one laboratory and can have both positive and negative results. **Therefore, the sum of the numbers in each column will be larger than the total number of people tested.**

Reporting lab	Inconclusive	Negative	Positive	Percent positive	Total
WELLMED AT PLANT CITY		10	10	50%	20
TIMBERLANE LODGE ALF	1	12	7	35%	20
ESTATES MEDICAL CENTER		12	8	40%	20
SOUTH NASSAU COMMUNITIES HOSPITAL		16	4	20%	20
NEW YORK METHODIST HOSPITAL		16	4	20%	20
GOOD SAMARITAN SOCIETY OF DAYTONA		16	4	20%	20
GUARDANT HEALTH		14	5	26%	19
CLERMONT ADVENTHEALTH CENTRA CARE		1	18	95%	19
GRAND VILLA OF ORMOND BEACH		16	3	16%	19
JACKSON NORTH MEDICAL CENTER		2	17	89%	19
GENTIVA HEALTH SERVICES		17	2	11%	19
ANYLABTESTNOW		6	13	68%	19
SONATA BOYNTON BEACH		17	2	11%	19
MICHELLE S PAGE MD PA		18	1	5%	19
FLORIDA HOSPITAL WINTER GARDEN		15	4	21%	19
INTEGRATED REGIONAL LABORATORIES - LARGO			19	100%	19
CENTRAL FLORIDA PEDIATRIC URGENT CARE LLC		17	2	11%	19
WILLAMETTE VALLEY TOXICOLOGY LLC		17	2	11%	19
SUMMERGATE PHARMACY		17	2	11%	19
BAYVIEW MEDICAL		19			19
LAB INTERMARKET FACILITY LAB		1	18	95%	19
DOCTORS MEDICAL CENTER OF WALTON COUNTY CLINIC			19	100%	19
VANDERBILT UNIVERSITY MEDICAL CENTER		16	3	16%	19
Ocala Oaks Rehabilitation Center		13	6	32%	19
MED HEALTH SERVICES		18	1	5%	19
BARTON FAMILY PRACTICE		8	11	58%	19
ASURANCE SCIENTIFIC LABORATORIES		19			19
NEW YORK PRESBYTERIAN - ALLEN HOSPITAL		19			19
ADVANCED URGENT CARE CENTER		7	12	63%	19
COASTAL FAMILY PRACTICE		11	8	42%	19
NANO HEALTH ASSOCIATES LLC		19			19
OHIO CVS STORES, LLC DBA		17	2	11%	19
ROYAL PALM MEDICAL GROUP, INC		19			19
OCEAN REEF MEDICAL CENTER, LLC			19	100%	19
SEVEN RIVERS REGIONAL MEDICAL CENTER		5	14	74%	19
GRACE WELLNESS CENTER		8	11	58%	19
MINUTECLINIC DIAGNOSTICS MEDICAL GROUP		18	1	5%	19
NO NAME		8	11	58%	19
Sovereign Laboratory Services, LLC		17	2	11%	19
Wesley Place on Honeysuckle		17	2	11%	19
MONROE COUNTY DETENTION CENTER			19	100%	19
LEE COMMUNITY HEALTHCARE - LEHIGH		18	1	5%	19
ESOTERIX GENETIC LABORATORIES		16	3	16%	19
FLORIDA COMMUNITY HEALTH CENTER OF ST. LUCIE		1	18	95%	19
ALL PEDIATRIC CARE			19	100%	19
BRIDGEWAY HEALTH CLINICS INC			19	100%	19
MINUTECLINIC DIAGNOSTIC OF TEXAS		16	3	16%	19

COVID-19: testing by laboratory

Data through Mar 5, 2021 verified as of Mar 6, 2021 at 09:25 AM

Data in this report are provisional and subject to change.

The numbers in the table below represent the number of Florida and non-Florida residents for whom test results were received by the Department of Health. A person can be tested by more than one laboratory and can have both positive and negative results. **Therefore, the sum of the numbers in each column will be larger than the total number of people tested.**

Reporting lab	Inconclusive	Negative	Positive	Percent positive	Total
TEXAS DEPARTMENT OF STATE HEALTH SERVICES		3	16	84%	19
LOVING CARE OF THE TREASURE COAST LLC	1	13	5	26%	19
STONE WASH CLINICAL LABORATORIES		2	17	89%	19
ADEPT INPATIENT MEDICAL SERVICES PC		19			19
WELLMED AT LAKE COPELAND		13	6	32%	19
REGENCY SQUARE MALL - SEARS		3	16	84%	19
MARION COUNTY HEALTH DEPARTMENT		17	1	6%	18
CAREHERE- LCS LEESBURG			18	100%	18
BOZEMAN HEALTH DEACONESS HOSPITAL		13	5	28%	18
OSCEOLA ALF OPERATOR, LLC DBA□		18			18
HARLEM HOSPITAL CENTER		17	1	6%	18
TOTAL RENAL LABORATORIES INC		13	5	28%	18
FAMILY CARE CYPRESS CREEK		1	17	94%	18
BAYLOR GENETICS		6	12	67%	18
MEDI STATION			18	100%	18
MCWHORTER SCHOOL OF PHARMACY		18			18
MULBERRY'S MOBILE PROVIDER SERVICES LLC□		4	14	78%	18
COMMUNITY HOME HEALTH CARE		18			18
MOORINGS PARK OAKSTONE AT GREY OAKS		17	1	6%	18
ST ELIZABETH MEDICAL CENTER LABORATORY		17	1	6%	18
MINUTECLINIC DIAGNOSTIC OF NORTH CAROLINA PC		15	3	17%	18
OCEANSIDE URGENT CARE		18			18
UM MILLER SCHOOL OF MEDICINE			18	100%	18
MINUTECLINIC DIAGNOSTIC OF ILLINOIS L		15	3	17%	18
GLEN OAKS URGENT CARE		17	1	6%	18
TPCA CLINICAL LABORATORIES		15	3	17%	18
ST. JUDES LABORATORIES		12	6	33%	18
PM PEDIATRICS		17	1	6%	18
MINUTECLINIC, LLC, DBA MINUTECLINIC #5		15	3	17%	18
SHERMAN-ABRAMS LABORATORY INC		15	3	17%	18
MADISON CORE LABORATORIES		17	1	6%	18
DIXIE COUNTY HEALTH DEPARTMENT		11	7	39%	18
ADVENT HEALTH - KISSIMMEE		6	12	67%	18
AURORA DIAGNOSTICS		6	12	67%	18
BAYCARE MEDICAL GROUP INC			18	100%	18
ENCOMPASS HEALTH REHABILITATION HOSPITAL OF SARASOTA		18			18
CRANES VIEW LODGE			18	100%	18
MINUTECLINIC DIAGNOSTIC PA		16	2	11%	18
ACCESS HEALTH CARE PHYSICIANS LLC		6	12	67%	18
GENERAL INTERNAL MEDICINE MEDICAL CTR CLINIC		13	5	28%	18
MINUTECLINIC #8699		14	4	22%	18
49D2045214PHYSICIAN OFFICE-WAIVER-MEDEXPRESS URGENT CARE - HARRISONBU		9	9	50%	18
MINUTECLINIC DIAGNOSTIC OF RHODE ISLAND, LLC #590		17	1	6%	18
BASSETTI & ASSOCIATES, MD, PA			18	100%	18
PALM BAY FAMILY PRACTICE		4	14	78%	18
ASCENSION ST VINCENT'S PRIMARY CARE		1	17	94%	18
TRINITY MEDICAL ASSOCIATES LLC			18	100%	18

COVID-19: testing by laboratory

Data through Mar 5, 2021 verified as of Mar 6, 2021 at 09:25 AM

Data in this report are provisional and subject to change.

The numbers in the table below represent the number of Florida and non-Florida residents for whom test results were received by the Department of Health. A person can be tested by more than one laboratory and can have both positive and negative results. **Therefore, the sum of the numbers in each column will be larger than the total number of people tested.**

Reporting lab	Inconclusive	Negative	Positive	Percent positive	Total
XPRESS WELLNESS URGENT CARE			18	100%	18
HARTFORD HOSPITAL ANCILLARY LAB		17	1	6%	18
DEPT OF VA MEDICAL CENTER - BAY PINES			18	100%	18
COMMONWEALTH OF MASSACHUSETTS			18	100%	18
CABOT RESERVE ON THE GREEN		18			18
LEE MEMORIAL HEALTH SYSTEM		15	3	17%	18
KINDRED HOSPITAL OCALA		15	3	17%	18
WALGREEN EASTERN CO, INC		18			18
1 TOUCH TOTALCARE SOLUTIONS		17	1	6%	18
BLOCK NATION CHASE		12	6	33%	18
Z UROLOGY		18			18
RESOLVE MOLECULAR DIAGNOSTICS		13	4	24%	17
URGENT CARE AT LONGWOOD			17	100%	17
ROBERT WOOD JOHNSON UNIVERSITY HOSP		15	2	12%	17
CARESPOT EXPRESS HEALTHCARE			17	100%	17
A LILIKO'I PHARMACY LLC		16	1	6%	17
BAY COUNTY HEALTH DEPARTMENT		13	4	24%	17
PRIMARY CARE WALK IN CLINIC PLLC			17	100%	17
PRATTVILLE BAPTIST HOSPITAL		13	4	24%	17
HELIX DIAGNOSTICS			17	100%	17
ALBIBI		1	16	94%	17
INN AT LAKE SEMINOLE SQUARE, THE		17			17
CARENOW URGENT CARE-BRENTWOOD		11	6	35%	17
FORT WALTON BEACH DEVELOPMENTAL CENTER		16	1	6%	17
THE PALMS PHARMACY, INC		16	1	6%	17
TENDER CARE ALF		17			17
URGENT CARE WEST CLINIC		14	3	18%	17
BAPTIST MEMORIAL HEALTH CARE		15	2	12%	17
PRIMARY CARE MEDICINE	1	13	3	18%	17
LABCORP		8	9	53%	17
DOCTORS CENTER PA,THE		16	1	6%	17
MINUTE CLINIC DIAGNOSTIC OF NEW JERSEY		17			17
WINDSOR WOODS REHAB & HEALTHCARE CTR		16	1	6%	17
VALLEY IMMEDIATE CARE		15	2	12%	17
YUSRA MEDICAL ASSOCIATES PA		14	3	18%	17
Citymd Of Lacey		15	2	12%	17
MD PLUS URGENT CARE, LLC			17	100%	17
BAY BREEZE HEALTH AND REHABILITATION CENTER		9	8	47%	17
MARCO DRUGS AND COMPOUNDING		13	4	24%	17
JESSIE TRICE COMMUNITY HEALTH SYSTEM, INC		1	16	94%	17
TANVIR H SHAGAR NP		14	3	18%	17
PARRISH HEALTH CENTER		14	3	18%	17
HEALTHCARE NOW			17	100%	17
ST CATHERINE OF SIENA HOSPITAL		15	2	12%	17
UNIVERSITY OF ALABAMA - FUNGAL REFERENCE LABORATORY		12	5	29%	17
MASSACHUSETTS GENERAL HOSPITAL		1	16	94%	17
THE CANOPY AT HARPER LAKE	1		16	94%	17

COVID-19: testing by laboratory

Data through Mar 5, 2021 verified as of Mar 6, 2021 at 09:25 AM

Data in this report are provisional and subject to change.

The numbers in the table below represent the number of Florida and non-Florida residents for whom test results were received by the Department of Health. A person can be tested by more than one laboratory and can have both positive and negative results. **Therefore, the sum of the numbers in each column will be larger than the total number of people tested.**

Reporting lab	Inconclusive	Negative	Positive	Percent positive	Total
MINUTECLINIC, LLC, DBA MINUTECLINIC #2544		16	1	6%	17
SHELBY BAPTIST MEDICAL CENTER		12	5	29%	17
CAREATC INC BRANDON	1	15	1	6%	17
COLLEGE POINT URGENT CARE		15	2	12%	17
BROOKDALE ST AUGUSTINE			17	100%	17
Floral Health and Rehabilitation, LLC		16	1	6%	17
URGENT TEAM		14	3	18%	17
AUBURN COMMUNITY HOSPITAL		15	2	12%	17
COAST MED URGENT CARE		16	1	6%	17
DIEGO FALLON MD PA		6	11	65%	17
WELLINGTON FAMILY PRACTICE		13	4	24%	17
ROSS MEDICAL GROUP			17	100%	17
GENETIC TECHNOLOGICAL INNOVATIONS			17	100%	17
LAKELAND HILLS CENTER		10	7	41%	17
UVMC MICROBIOLOGY		16	1	6%	17
LEE MEMORIAL HEALTH SYSTEM D/B/A LEE COMMUNITY		15	2	12%	17
BROOKDALE CROWN POINT			17	100%	17
MEDEXPRESS URGENT CARE, MOON TOWNSHIP		15	1	6%	16
CVS NC3516POCT WINSTON SALEM		14	2	13%	16
BVL PEDIATRICS		14	2	13%	16
CLEVELAND CLINIC			16	100%	16
NORTHWEST FLORIDA SLEEP		1	15	94%	16
PANAMA CITY VITAS HOSPICE		16			16
ENCOMPASS HOME HEALTH OF THE SOUTHEAST LLC		16			16
ST AUGUSTINE PLANTATION		1	15	94%	16
ST JOSEPH HOSPITAL		15	1	6%	16
PROMEDICA LABORATORIES		11	5	31%	16
THE MEDICAL GROUP OF SOUTH FLORIDA INC		14	2	13%	16
CARE CENTERS OF NASSAU LLC MINER ROAD NORTH		16			16
GRAND VILLA OF ENGLEWOOD		12	4	25%	16
OKEECHOBEE HEALTHCARE FACILITY			16	100%	16
MINUTECLINIC DIAGNOSTIC OF TN PC #6435		14	2	13%	16
Lab MSMC Hialeah			16	100%	16
BONIFAY NURSING AND REHABILITATION CENTER			16	100%	16
HODGES CLUSTER		2	14	88%	16
SRMC AVALON		9	7	44%	16
MINUTECLINIC MINUTECLINIC #8746		15	1	6%	16
STAT MEDICAL CLINIC III INC		10	6	38%	16
MEDEXPRESS URGENT CARE LEWISBURG		15	1	6%	16
SOMA MEDICAL CENTER PA			16	100%	16
MI CASA DORADA ASSISTED LIVING FACILIT		16			16
ADVENT HEALTH - ZEPHYRHILLS			16	100%	16
STATCARE URGENT & WALK IN MEDICAL CARE		14	2	13%	16
MAITLAND PRIMARY CARE		9	7	44%	16
ELTINGVILLE CIRCLE URGENT CARE		15	1	6%	16
CLEVELAND CLINIC FLORIDA		1	15	94%	16
ALL FLORIDA FAMILY & SPORTS MEDICINE		15	1	6%	16

COVID-19: testing by laboratory

Data through Mar 5, 2021 verified as of Mar 6, 2021 at 09:25 AM

Data in this report are provisional and subject to change.

The numbers in the table below represent the number of Florida and non-Florida residents for whom test results were received by the Department of Health. A person can be tested by more than one laboratory and can have both positive and negative results. **Therefore, the sum of the numbers in each column will be larger than the total number of people tested.**

Reporting lab	Inconclusive	Negative	Positive	Percent positive	Total
NOVANT HEALTH GOHEALTH URGENT CARE-HARRISBURG		8	8	50%	16
REOPEN DIAGNOSTICS			16	100%	16
Casa Mora Rehabilitation & Extended Care		16			16
STARLING AT NOCATEE			16	100%	16
XERA MED RESEARCH			16	100%	16
UNIVERSITY LAB			16	100%	16
CARLOS F FUSTER MD PA		16			16
STATEN ISLAND UNIVERSITY HOSPITAL		15	1	6%	16
NORTHWEST FLORIDA ENT, PA		5	11	69%	16
PRO HEALTH FAMILY PHYSICIANS, NYSTROM		16			16
NEWPATH DIAGNOSTICS		10	6	38%	16
MORTON PLANT MEASE			16	100%	16
MIDNIGHT MEDICINE			16	100%	16
PEACHTREE IMMEDIATE CARE			16	100%	16
LAKEWOOD RANCH MEDICAL CENTER CLINICAL LAB			16	100%	16
MILLENNIUM PHYSICIAN GRP LLC NAPLES PINE RIDGE			16	100%	16
SOMA MEDICAL CENTER # 4		2	14	88%	16
URGENT CARE CLINIC OF LINCOLN		14	2	13%	16
CALLAWAY CLINIC		11	5	31%	16
MINUTECLINIC DIAGNOSTIC OF MICHIGAN PC		15	1	6%	16
CRUCIAL CARE		10	6	38%	16
REGENEXX TAMPA BAY		14	2	13%	16
FAST TRACK URGENT CARE CENTER - TYRONE			16	100%	16
CVS MINUTE CLINIC DIAGNOSTIC OF TEXAS LLC		12	4	25%	16
JS HEALTHCARE INC		16			16
HOPE HEALTHCARE		16			16
HEALTH CENTRAL HOSPITAL			16	100%	16
MIRIMUS INC		1	15	94%	16
AURORA UNIVERSITY WELLNESS CENTER		16			16
MEDICINE AT LONGWOOD		16			16
INTERNAL MEDICINE ASSOCIATES & SPECIALTIES INC		15	1	6%	16
JOSEPH MIGNOGNA		13	3	19%	16
MEADOWCREST MOLECULAR DIAGNOSTICS, LLC			15	100%	15
AJU GEORGE MD PA			15	100%	15
TELEVISIT MALABAR PEDIATRICS		5	10	67%	15
WALK IN URGENT CARE			15	100%	15
FORT HAMILTON URGENT CARE		15			15
FLORIDA DEPARTMENT OF HEALTH IN HILLSBOROUGH COUNTY		1	14	93%	15
ST VINCENTS AMBULATORY CARE INC DBA		12	3	20%	15
COMMUNITY HEALTH OF SOUTH FLORIDA INC			15	100%	15
PALM BEACH GARDENS MEDICAL CENTER			15	100%	15
MEDEXPRESS URGENT CARE - TIMBERLAKE		14	1	7%	15
FLORIDA MEDICAL CLINIC - MULTI SPECIALTY CAMPUS		4	11	73%	15
HUDSON VALLEY HOSPITAL CENTER LABORATORY		14	1	7%	15
CARE NOW, INC		11	4	27%	15
MEDEXPRESS URGENT CARE - ROBINSON TWP, STEUBENVILLE PIKE		13	2	13%	15
MILTON 4707		15			15

COVID-19: testing by laboratory

Data through Mar 5, 2021 verified as of Mar 6, 2021 at 09:25 AM

Data in this report are provisional and subject to change.

The numbers in the table below represent the number of Florida and non-Florida residents for whom test results were received by the Department of Health. A person can be tested by more than one laboratory and can have both positive and negative results. **Therefore, the sum of the numbers in each column will be larger than the total number of people tested.**

Reporting lab	Inconclusive	Negative	Positive	Percent positive	Total
FAMILY CARE CENTER OF ARLINGTON		10	5	33%	15
CLINIC OF PEDIATRICS & GI MEDICINE INC		1	14	93%	15
PATHLINE			15	100%	15
BAPTIST MEDICAL CENTER EAST		11	4	27%	15
UNAVAILABLE/UNKNOWN/NO INFORMATION FOUND			15	100%	15
DIATHERIX		13	2	13%	15
BLOUNT MEMORIAL HOSPITAL		13	2	13%	15
LAKE HOWARD HEIGHTS	1	12	2	13%	15
EXPRESS CARE OF TAMPA BAY LLC		2	13	87%	15
EAR NOSE & THROAT ASSOCIATES OF MANATEE PA		15			15
EXPRESS FAMILY CARE LLC			15	100%	15
ORLANDO HEALTH		2	13	87%	15
ENCOMPASS HEALTH REHABILITATION HOSPITAL OF PANAMA CITY		10	5	33%	15
UNIVERSITY OF MIAMI MILLER SCHOOL			15	100%	15
BAPTIST MEDICAL GRP URGENT CARE & OCC HEALTH AIRPO		15			15
FAMILY CARE			15	100%	15
ST ANTHONY'S HOSP PATIENT CARE SERVICE			15	100%	15
SINAI HOSPITAL OF BALTIMORE		15			15
BESSENT ROAD GROUP HOME		15			15
OAKMONTE VILLAGE OF DAVIE			15	100%	15
MC DIAGNOSTIC OF CONNECTICUT, PC #775		14	1	7%	15
EASTLAKE PEDIATRICS - TRINITY		15			15
NOVALIFE MEDSPA			15	100%	15
HOLLEY-NAVARRE MEDICAL CLINIC		5	10	67%	15
TMH FSU RAPID LABORATORY		2	13	87%	15
BAYCARE MEDICAL GROUP INC			15	100%	15
URGENT CARE USA LLC		1	14	93%	15
CUSTEAD CARE CENTER HAVEN HOSPICE		12	3	20%	15
MEDLAB ASSOCIATES LLC		15			15
Astoria Health and Rehab		15			15
ADVANCED HEALTHCARE ASSOCIATES		14			14
ALASKA PUBLIC HEALTH LAB		1	13	93%	14
MEDEMERGE		13	1	7%	14
SARASOTA - ROBERT L TAYLOR COMMUNITY CENTER		1	13	93%	14
TREASURE COAST URGENT CARE			14	100%	14
EDWARD S BENNETT MD PLLC		14			14
ADVENTHEALTH MEDICAL GROUP		10	4	29%	14
HEALTH MED HOME CARE, LLC		14			14
OPTIONS FOR SENIORS INC DBA PALM KREST MANOR		12	2	14%	14
POLK CHD BARTOW		13	1	7%	14
UC HEALTH UNIVERSITY HOSPITAL		11	3	21%	14
RIVERSIDE COTTAGES AT THE SHORES, LLC			14	100%	14
INDIANA STATE DEPARTMENT OF HEALTH		1	13	93%	14
HEALTHFIRST ADVENT HEALTH CENTRA CARE COCOA BEACH			14	100%	14
MINUTECLINIC DIAGNOSTIC OF TN, PC 374		10	4	29%	14
CITY OF OCALA EMPLOYEE HEALTH AND WELLNESS CENTER		11	3	21%	14
ST CLOUD MEDICAL GROUP		12	2	14%	14

COVID-19: testing by laboratory

Data through Mar 5, 2021 verified as of Mar 6, 2021 at 09:25 AM

Data in this report are provisional and subject to change.

The numbers in the table below represent the number of Florida and non-Florida residents for whom test results were received by the Department of Health. A person can be tested by more than one laboratory and can have both positive and negative results. **Therefore, the sum of the numbers in each column will be larger than the total number of people tested.**

Reporting lab	Inconclusive	Negative	Positive	Percent positive	Total
OPIS ISLAND LAKE CENTER		13	1	7%	14
TALLAHASSEE PRIMARY CARE ASSOCIATES PA		12	2	14%	14
GRAND VILLA OF BOYNTON BEACH		13	1	7%	14
DAVITA DIALYSIS		4	10	71%	14
ST VINCENT'S URGENT CARE		11	3	21%	14
SOUTHEASTERN UNIVERSITY INC		14			14
PRIMARY CARE SPECIALISTS OF ORLANDO LLC		11	3	21%	14
MINUTECLINIC DIAGNOSTIC OF LOUISIANA,		13	1	7%	14
Belleair Healthcare Center		8	6	43%	14
MINUTECLINIC, LLC #4230		11	3	21%	14
MINUTECLINIC DIAGNOSTIC OF TN PC #566		12	2	14%	14
TNC WALK IN CLINIC		10	4	29%	14
NORTHWESTERN MEMORIAL HOSPITAL			14	100%	14
STEWART MELBOURNE HOSPITAL, INC	1		13	93%	14
SOUTHEASTERN LABORATORY			14	100%	14
Terrace of Jacksonville			14	100%	14
SIGMUND LABS LLC		14			14
BOCA SIMON		2	12	86%	14
MONTEFIORE ST LUKE'S CORNWALL HOSPITAL		10	4	29%	14
The Evangelical Lutheran Good Samaritan Society		14			14
FG RAPID RESULTS LLC		8	6	43%	14
BAYFRONT MEDICAL			14	100%	14
ADVENT HEALTH - WINTER HAVEN		7	7	50%	14
PARROTT MEDICAL CLINIC			14	100%	14
PULSE & REMEDY LLC			14	100%	14
EPIPHANY HEALTH		8	6	43%	14
LEE PHYSICIAN GROUP		13	1	7%	14
MELBOURNE FAMILY PRACTICE		12	2	14%	14
MIAMI BEACH MEDICAL GROUP LLC			14	100%	14
OPTIMAL CARE PEDIATRICS			14	100%	14
FLORIDA MEDICAL CLINIC IM MLK		9	5	36%	14
METROPOLITAN CHARITIES INC		13	1	7%	14
ALAN L MELOTEK MD		14			14
SARNO FAMILY PRACTICE		1	12	92%	13
PASSPORT HEALTH OF TAMPA BAY		13			13
BAYA URGENT CARE LLC		1	12	92%	13
AVALON MEDICAL WALK IN CLINIC			13	100%	13
INTERMOUNTAIN CENTRAL LAB		1	12	92%	13
Sunnyside Care Center		13			13
BIG BEND HOSPICE INC		13			13
PREMIER LABORATORY SERVICES, LLC		5	8	62%	13
DYNAMIC DNA LAB		1	12	92%	13
ORANGE REGIONAL MEDICAL CENTER LABORATORY		10	3	23%	13
GLENBROOKE AT PALM BAY			13	100%	13
CAREATC			13	100%	13
MINUTECLINIC DIAGNOSTIC OF TN, PC 6438		11	2	15%	13
ESCAMBIA COMMUNITY CLINIC		2	11	85%	13

COVID-19: testing by laboratory

Data through Mar 5, 2021 verified as of Mar 6, 2021 at 09:25 AM

Data in this report are provisional and subject to change.

The numbers in the table below represent the number of Florida and non-Florida residents for whom test results were received by the Department of Health. A person can be tested by more than one laboratory and can have both positive and negative results. **Therefore, the sum of the numbers in each column will be larger than the total number of people tested.**

Reporting lab	Inconclusive	Negative	Positive	Percent positive	Total
EAR NOSE AND THROAT ASSOCIATES OF MANATEE, P.A.		10	3	23%	13
COMPREHENSIVE CHILDCARE ASSOCIATES		8	5	38%	13
MEDEXPRESS URGENT CARE - SEMINOLE SQUA		11	2	15%	13
ORCHID COVE		3	10	77%	13
WORLD WRESTLING ENTERTAINMENT			13	100%	13
HARBOR CHASE OF JACKSONVILLE			13	100%	13
BROOKLYN HOSPITAL CENTER DOWNTOWN CAMPUS		13			13
PARKWEST MEDICAL CENTER		11	2	15%	13
LUCID DIAGNOSTICS LABS			13	100%	13
BRYAN WHITFIELD MEMORIAL HOSPITAL		8	5	38%	13
IN-OFFICE LAB		12	1	8%	13
FAMILY MEDICINE OF WESTON LLC		5	8	62%	13
FLORIDA STATE HOSPITAL			13	100%	13
WACO HHSSURGEWACO	1	11	1	8%	13
SOUTHEAST FAMILY HEALTHCARE CENTER			13	100%	13
COVANCE CENTRAL LABORATORY			13	100%	13
VALDOSTA FAMILY MEDICINE		1	12	92%	13
CORAL LANDING ASSISTED LIVING		11	2	15%	13
CITY OF CLEARWATER EMPLOYEE HEALTH CENTER		4	9	69%	13
KIDSWOOD PEDIATRICS CORP		5	8	62%	13
BROOKDALE DELAND			13	100%	13
MAINSTREET FAMILY SELECT		1	12	92%	13
HUNTINGTON URGENT CARE		12	1	8%	13
SHELBY COUNTY HEALTH CARE CORPORATION		10	3	23%	13
PROHEALTH CARE ASSOCIATES MOBILE		10	3	23%	13
ARNOT OGDEN MEDICAL CENTER LABORATORY		13			13
LABORATORY MEDICINE CONSULTANTS-LMC PA		12	1	8%	13
MINUTECLINIC DIAGNOSTIC OF NORTH		12	1	8%	13
MIAMI BEACH MEDICAL GROUP			13	100%	13
DESOTO HEALTH AND REHAB LLC		8	5	38%	13
KIMBERLY J HENDERSON MD PC		12	1	8%	13
PHELPS HOSPITAL LABORATORY		11	2	15%	13
ROCKLEDGE		3	10	77%	13
IONA COLLEGE HEALTH & WELLNESS CENTER		13			13
Grand Villa of Dunedin		7	6	46%	13
PPD - IXLAYER		12	1	8%	13
VRL EUROFINs - HAWAII		13			13
BELLEVUE HOSPITAL CENTER DEPARTMENT		13			13
CORNER OAK ESTATE LLC		13			13
CROSS CARE CENTER			13	100%	13
UNIVERSITY HOSPITAL UC HEALTH		9	4	31%	13
LONG ISLAND JEWISH VALLEY STREAM		12	1	8%	13
HORIZON MEDICAL GROUP		11	2	15%	13
CVS NC7047POCT DURHAM		13			13
MONTEFIORE MEDICAL CENTER LABORATORIES - WEILER		9	4	31%	13
MED TECH SERVICES OF PALM BEACH INC		13			13
CLINICAL LABORATORY SERVICES			13	100%	13

COVID-19: testing by laboratory

Data through Mar 5, 2021 verified as of Mar 6, 2021 at 09:25 AM

Data in this report are provisional and subject to change.

The numbers in the table below represent the number of Florida and non-Florida residents for whom test results were received by the Department of Health. A person can be tested by more than one laboratory and can have both positive and negative results. **Therefore, the sum of the numbers in each column will be larger than the total number of people tested.**

Reporting lab	Inconclusive	Negative	Positive	Percent positive	Total
Hackensack Umc Mountainside		12	1	8%	13
VILLA OF KINGS AND QUEENS OF DELRAY		13			13
SURGERY CENTER OF CORAL GABLES LLC,THE		10	2	17%	12
HAVEN HOSPICE			12	100%	12
ADVENTHEALTH MEDICAL GROUP CARE CLINIC AT		8	4	33%	12
GRAND VILLA OF DEL RAY WEST		11	1	8%	12
MED LABS DIAGNOSTICS		7	5	42%	12
WALGREEN		4	8	67%	12
GLEN OAKS HEALTH AND REHABILITATION CENTER			12	100%	12
GNT ASSOCIATES		11	1	8%	12
COLLIER COUNTY HEALTH DEPT.		7	5	42%	12
LAB UNKNOWN		1	11	92%	12
AVENTURA HOSPITAL AND MEDICAL CENTER			12	100%	12
FAMILY MEDICINE AT LONGWOOD			12	100%	12
INNOVATIVE RESEARCH OF WEST FLORIDA		9	3	25%	12
MERCY MEDICAL CENTER		5	7	58%	12
THE VILLAGES HEALTH		7	5	42%	12
SUWANNEE COUNTY JAIL		11	1	8%	12
APPLE DIAGNOSTICS LAB		5	7	58%	12
MEDEXPRESS URGENT CARE - MONROE		12			12
VERITAS RESEARCH CORP			12	100%	12
OHIO STATE UNIVERSITY MEDICAL CENTER			12	100%	12
BAPTIST HEALTH			12	100%	12
DEPARTMENT OF PUBLIC HEALTH		12			12
NAPHCARE INC		9	3	25%	12
TMH PHYSICIAN PARTNERS - MONTICELLO		10	2	17%	12
MORTON PLANT NORTH BAY HOSPITAL			12	100%	12
MI2297090CV HOLLAND-23D2189684		12			12
MINUTE CLINIC		1	11	92%	12
NATIONAL GENETICS INST LABCORP		4	8	67%	12
MEDEXPRESS URGENT CARE-ALTOONA		10	2	17%	12
LIFE CARE OF PORT SAINT LUCIE		3	9	75%	12
IREPERTOIRE_MOL_LAB		12			12
MC DIAGNOSTIC OF CONNECTICUT, PC #1960		12			12
ACADIAN DIAGNOSTIC LABORATORIES		8	4	33%	12
MERIDIAN AT WATERWAYS, THE		10	2	17%	12
GEORGE W FERGUSON MD-CONCIERGE MEDICAL SERVICES PL		11	1	8%	12
PT&J REHAB - VILLAGE OF ROYAL PALM BEACH		12			12
SIGNATURE HEALTHCARE OF MIDDLEBURG		12			12
WELLMED AT PORT ST LUCIE WEST		8	4	33%	12
GRAND VILLA OF LARGO		10	2	17%	12
BAPTIST PRIMARY CARE PONTE VEDRA		6	6	50%	12
CVS MINUTE CLINIC DIAGNOSTIC OF TN #6044		10	2	17%	12
CARE FAST MURABELLA		7	5	42%	12
MC DIAGNOSTIC OF CONNECTICUT PC #459		12			12
BERGEN NEW BRIDGE M		11	1	8%	12
TLC FAMILY CARE HOME INC		12			12

COVID-19: testing by laboratory

Data through Mar 5, 2021 verified as of Mar 6, 2021 at 09:25 AM

Data in this report are provisional and subject to change.

The numbers in the table below represent the number of Florida and non-Florida residents for whom test results were received by the Department of Health. A person can be tested by more than one laboratory and can have both positive and negative results. **Therefore, the sum of the numbers in each column will be larger than the total number of people tested.**

Reporting lab	Inconclusive	Negative	Positive	Percent positive	Total
CVS MINUTE CLINIC DIAGNOSTIC OF WISCONSIN		12			12
MINUTECLINIC DIAGNOSTIC OF TN PC #320		11	1	8%	12
MEDEXPRESS URGENT CARE - LAFAYETTE		11	1	8%	12
PANCARE HEALTH - WEWA ELEMENTARY			12	100%	12
SUMMIT ATLANTIC SURGERY CENTER		12			12
RUSSELL MEDICAL CENTER		11	1	8%	12
NAPLES GREEN VILLAGE		12			12
ORMOND MEDICAL ARTS		3	9	75%	12
Lady Lake Specialty Care			12	100%	12
NORTHERN WESTCHESTER HOSPITAL LABORATORY		10	2	17%	12
FHCP-PORT ORANGE		3	9	75%	12
METHODIST MEDICAL CENTER		9	3	25%	12
WOODLAND TOWERS		6	6	50%	12
MINUTECLINIC DIAGNOSTIC OF TN, PC 4992		12			12
BAPTIST PEDIATRICS		9	3	25%	12
BROOKDALE CITRUS			12	100%	12
MADISON COUNTY HEALTH DEPARTMENT		5	7	58%	12
MIRACLE ALF INC		12			12
BROWARD DIALYSIS			12	100%	12
PRIMECARE AT PORT ORANGE			12	100%	12
SOMA MEDICAL CENTER, P.A.			12	100%	12
THE PLAZA AT PARKSQUARE		12			12
CVS TN5639POCT FARRAGUT		10	2	17%	12
ST PETER'S UNIVERSITY HOSPITAL		9	3	25%	12
SAMARITAN MEDICAL CENTER		12			12
MULBERRY CARE CENTER		7	5	42%	12
CARENOW URGENT CARE-WEST END		7	5	42%	12
ADVENTHEALTH MEDICAL GROUP PEDIATRICS AT		2	10	83%	12
GADSDEN REGIONAL MEDICAL CENTER		12			12
FLORIDA PRESBYTERIAN HOMES INC		11	1	8%	12
FLORIDA DEPT OF HEALTH		4	8	67%	12
CVS MINUTE CLINIC, LLC		10	2	17%	12
YORKVILLE PEDIATRIC URGENT CARE		12			12
FLORIDA DEPARTMENT OF HEALTH WASHINGTON COUNTY		7	5	42%	12
STATCARE URGENT AND WALK-IN MEDICAL CA		11	1	8%	12
LEON CHD		12			12
OCCUPATIONAL HEALTH CENTERS OF THE SOUTHWEST PA		11	1	8%	12
NORTH OKALOOSA PHYSICIAN GROUP		10	1	9%	11
COLUMBIA MEMORIAL HOSPITAL		11			11
WANTAGH URGENT CARE		8	3	27%	11
ASSOCIATES MD CYPRESS CREEK			11	100%	11
ELITE HOME HEALTH SERVICES		11			11
REDMED CLINIC OF ARLINGTON		10	1	9%	11
GAMMA DIAGNOSTIC LAB LLC			11	100%	11
RIVERSIDE MEDICAL GROUP		10	1	9%	11
CVS NC187POCT CHARLOTTE		10	1	9%	11
AZALEA HEALTH		2	9	82%	11

COVID-19: testing by laboratory

Data through Mar 5, 2021 verified as of Mar 6, 2021 at 09:25 AM

Data in this report are provisional and subject to change.

The numbers in the table below represent the number of Florida and non-Florida residents for whom test results were received by the Department of Health. A person can be tested by more than one laboratory and can have both positive and negative results. **Therefore, the sum of the numbers in each column will be larger than the total number of people tested.**

Reporting lab	Inconclusive	Negative	Positive	Percent positive	Total
MEDEXPRESS URGENT CARE - CHRISTIANBURG		7	4	36%	11
CVS TX8321POCT MCKINNEY		11			11
BRONSON FIRE DEPARTMENT		11			11
JOHN W NORRIS III MD PA	1		10	91%	11
GENESIS		7	4	36%	11
UMHC/SYLVESTER AT KENDALL		1	10	91%	11
SEBRING PEDIATRICS LLC			11	100%	11
CVA MINUTE CLINIC DIAGNOSTIC OF VIRGINIA, LLC		11			11
CARROLL GARDENS URGENT CARE		11			11
VIRTUA WEST JERSEY HOSPITAL VOORHEES		9	2	18%	11
ALCOVE ASSISTED LIVING FACILITY		11			11
Hialeah Nursing And Rehabilitation Center		6	5	45%	11
TROPICANA		5	6	55%	11
PRIMECARE ACQUISITION FAMILY PRACTICE INC		11			11
FAMILY PRACTICE ON THE GO		6	5	45%	11
THE TERRACE OF SAINT CLOUD		9	2	18%	11
FLORIDA HOSPITAL PHYSICIAN GROUP		3	8	73%	11
NIGHT LITE PEDIATRICS CENTER, LLC		1	10	91%	11
St. Annes Nursing Center, St. Annes Residence, Inc.		11			11
Rosewood Healthcare and Rehabilitation Center		5	6	55%	11
ORLANDO ORTHOPAEDIC OUTPATIENT SURGERY CENTER LLC		8	3	27%	11
DAVENPORT PEDIATRICS CLERMONT PA		9	2	18%	11
LIFE'S SPECIAL MOMENTS INC		11			11
CARINGTON MANOR		11			11
GENOPTIX MEDICAL LABORATORY		10	1	9%	11
BIOTECH CLINICAL LABORATORIES, INC.		1	10	91%	11
FIRST CHOICE PEDIATRICS WINTER SPRINGS		10	1	9%	11
ADVENTIST HEALTH SYSTEM FLORIDA DEPT OF HEALTH		7	4	36%	11
WELLMED AT SOUTH PARSONS		9	2	18%	11
CARLOS PORTU MD, PLLC			11	100%	11
KINGS BAY PEDIATRICS LLC		7	4	36%	11
AIM LABORATORIES			11	100%	11
CVS NY491POCT JACKSON HEIGHTS		11			11
MHHS All Lab Subsection		11			11
UNIVERSITY CENTRA CARE		10	1	9%	11
FAMILY MEDICINE AT HUNTERS CREEK		11			11
PALM BEACH PATHOLOGY		9	2	18%	11
MINUTECLINIC DIAGNOSTIC OF TN PC #6415		10	1	9%	11
St Joseph's Hospital & Medical Center		10	1	9%	11
MOUNT DORA PEDIATRICS		9	2	18%	11
ABC PEDIATRICS OF PORT ST LUCIE		10	1	9%	11
STATEN ISLAND UNIVERSITY HOSPITAL SEGUINE AVE		10	1	9%	11
TELEVISIT PALM BAY FAMILY PRACTICE		9	2	18%	11
45TH 1		11			11
DOC PAM PA		10	1	9%	11
CVS MINUTE CLINIC DIAGNOSTIC PA		9	2	18%	11
BRIDGE DIAGNOSTICS			11	100%	11

COVID-19: testing by laboratory

Data through Mar 5, 2021 verified as of Mar 6, 2021 at 09:25 AM

Data in this report are provisional and subject to change.

The numbers in the table below represent the number of Florida and non-Florida residents for whom test results were received by the Department of Health. A person can be tested by more than one laboratory and can have both positive and negative results. **Therefore, the sum of the numbers in each column will be larger than the total number of people tested.**

Reporting lab	Inconclusive	Negative	Positive	Percent positive	Total
CVS HEALTH, #3396		11			11
ILLINOIS DEPT OF PUBLIC HEALTH LAB - SPRINGFIELD			11	100%	11
MEDEXPRESS URGENT CARE- MARYLAND		10	1	9%	11
ACCESS HOME HEALTH OF FLORIDA LLC		11			11
SENIOR HOME CARE INC		11			11
PINELLAS COUNTY HEALTH DEPARTMENT		2	9	82%	11
MEDICAL CENTER AFFILIATES WEST PALM			11	100%	11
CARENOW URGENT CARE-HERMITAGE		7	4	36%	11
MEYER PEDIATRICS CHTD		11			11
CULINARY INSTITUTE OF AMERICA STUDENT	3	8			11
AVALON FAMILY RESORT ASSISTED LIVING LLC		11			11
VITAS HEALTH INC		5	6	55%	11
DMH STEINHATCHEE FAMILY MEDICINE		8	3	27%	11
URGENT CARE OF NEW YORK		11			11
WATSON HEALTHCARE		8	3	27%	11
ACCENTCARE		11			11
LEHIGH VALLEY HOSPITAL		3	8	73%	11
WINTER PARK CARE AND REHABILITATION			11	100%	11
IGENEX INC		11			11
SEMORAN FAMILY HEALTH LLC		10	1	9%	11
Solaris Healthcare Pensacola			11	100%	11
GREENSBORO PATHOLOGY LLC		11			11
HNL LAB MEDICINE		7	3	30%	10
RIVERWOOD CENTER,THE□			10	100%	10
BROOKDALE PANAMA CITY		9	1	10%	10
ISLAND COAST PEDIATRICS IN-HOUSE LAB		10			10
PRORENATA LABS		2	8	80%	10
ASHRAF MEDICAL GROUP PLLC DBA PULSE M		9	1	10%	10
MEDLABS DIAGNOSTICS		8	2	20%	10
CANCER RESEARCH LAB, BOB JONES UNIVERSITY		10			10
Westchester General Hospital			10	100%	10
LONGWOOD PEDIATRICS LLC			10	100%	10
MINUTECLINIC DIAGNOSTIC OF NEW MEXICO		10			10
Avalon Healthcare and Rehabilitation Center			10	100%	10
MISSOURI DEPARTMENT OF HEALTH AND SENIOR SERVICES			10	100%	10
NIGHT OWL PEDIATRICS URGENT CARE			10	100%	10
CROSSROADS URGENT CARE, PLLC		10			10
PANCARE HEALTH - VERNON ELEMENTARY			10	100%	10
FLEMING ISLAND CENTER FOR CLINICAL RESEARCH		10			10
SOMA MEDICAL CENTER, PA #4 FLORIDA MANGO			10	100%	10
MEDEXPRESS URGENT CARE PARKERSBURG		8	2	20%	10
MINUTE CLINIC DIAGNOSTIC OF SOUTH CAROLINA		8	2	20%	10
ANYLABTEST NOW		4	6	60%	10
LAKE BALDWIN CBOC		9	1	10%	10
VETERNANS ADMINISTRATION			10	100%	10
NORTON HEALTHCARE			10	100%	10
CONSULATE HEALTH CARE OF PENSACOLA			10	100%	10

COVID-19: testing by laboratory

Data through Mar 5, 2021 verified as of Mar 6, 2021 at 09:25 AM

Data in this report are provisional and subject to change.

The numbers in the table below represent the number of Florida and non-Florida residents for whom test results were received by the Department of Health. A person can be tested by more than one laboratory and can have both positive and negative results. **Therefore, the sum of the numbers in each column will be larger than the total number of people tested.**

Reporting lab	Inconclusive	Negative	Positive	Percent positive	Total
URGENT MEDICAL CENTER INC		2	8	80%	10
METHODIST HOSPITAL			10	100%	10
NOT INDICATED		1	9	90%	10
COMMUNITY HEALTH CENTER		2	8	80%	10
BOCA RATON REGIONAL HOSPITAL LAB			10	100%	10
PHYSICIANS REGIONAL MEDICAL CTR - COLLIER BLVD			10	100%	10
APPALACHIAN REGIONAL HEALTHCARE SYSTEM		10			10
LAKE NONA MEDICAL SERVICES		3	7	70%	10
BEAUMONT LABORATORY			10	100%	10
DELIVER MY MEDS CORP		10			10
AMBRY GENETICS CORPORATION		10			10
JOHNS HOPKINS MEDICAL LABORATORIES		1	9	90%	10
HCR MANORCARE		10			10
SUPERIOR RESIDENCES OF CLERMONT		2	8	80%	10
MEDEXPRESS URGENT CARE-KATY		7	3	30%	10
AMERICAN HOUSE FORT MYERS		10			10
SAVANNAH MANOR ASSISTED LIVING COMMUNITY			10	100%	10
CVS NC2357POCT HUNTERSVILLE		9	1	10%	10
BROWARD HEALTH CARE			10	100%	10
WALGREENS #04618		9	1	10%	10
MEDICAL LABORATORY DIAGNOSTICS			10	100%	10
MOLECULAR PATHOLOGY LABORATORY			10	100%	10
ESTATES MEDICAL CENTER INC			10	100%	10
ADVENTIST HEALTH SYSTEM		9	1	10%	10
HEALTH NETWORK LABORATORIES		6	4	40%	10
MINUTECLINIC DIAGNOSTIC OF RHODE ISLAND		7	3	30%	10
CREATIVE TESTING SOLUTIONS		3	7	70%	10
INFINITY BIOLOGIX LLC OAKDALE		9	1	10%	10
ADVENT HEALTH MEDICAL GROUP FAMILY AND INTERNAL MEDICINE AT AVALON PAR		9	1	10%	10
LEE COMMUNITY HEALTHCARE INC CAPE CORAL		10			10
ARBORS OF GULF BREEZE, THE		8	2	20%	10
MC DIAGNOSTIC OF CONNECTICUT, PC # 257		9	1	10%	10
FAMILY HEALTH CENTER AT PORT ST JOHN		4	6	60%	10
MAIMONIDES MEDICAL CENTER		7	3	30%	10
KIDSVILLE PEDIATRICS			10	100%	10
LUXOR SCIENTIFIC LLC		1	9	90%	10
Maury Regional Hospital		6	4	40%	10
EMERALD COAST HOSPICE - CRESTVIEW		10			10
MAINSTREET FAMILY CARE			10	100%	10
PHASE2 LABS	2	6	2	20%	10
URGENT CARE CENTER AT PINNACLE		4	6	60%	10
PBC PREMIER FAMILY HEALTH			10	100%	10
MEDEXPRESS URGENT CARE - SALEM		6	4	40%	10
HIGH TOWER ALF LLC		9	1	10%	10
MEDEX REGIONAL LABORATORIES LLC		1	9	90%	10
RAYMOND BASRI MD		10			10
CARENOW URGENT CARE-DONELSON		7	3	30%	10

COVID-19: testing by laboratory

Data through Mar 5, 2021 verified as of Mar 6, 2021 at 09:25 AM

Data in this report are provisional and subject to change.

The numbers in the table below represent the number of Florida and non-Florida residents for whom test results were received by the Department of Health. A person can be tested by more than one laboratory and can have both positive and negative results. **Therefore, the sum of the numbers in each column will be larger than the total number of people tested.**

Reporting lab	Inconclusive	Negative	Positive	Percent positive	Total
RHODE ISLAND DEPARTMENT OF HEALTH			10	100%	10
ACCESS PHARMACY		10			10
RICH STREET GROUP HOME		3	7	70%	10
NEW JERSEY DEPARTMENT OF HEALTH COMMUNICABLE DISEASE SERVICE		3	7	70%	10
RED MOUNTAIN DIAGNOSTICS		10			10
DES PLAINES CLINICAL LAB		3	7	70%	10
MOSOLF PEDIATRICS			10	100%	10
PLYMOUTH HARBOR INCORPORATED		9	1	10%	10
URGENT CARE & FAMILY PRACTICE CENTER			10	100%	10
CVS MINUTE CLINIC DIAGNOSTIC MED GRP OF CA		10			10
MINUTE CLINIC DIAGNOSTIC OF TEXAS, LLC		10			10
MEDEXPRESS URGENT CARE - PANTOPS		9	1	10%	10
MINUTE CLINIC LLC #5733		10			10
ALACHUA			10	100%	10
TENNESSEE DEPARTMENT OF HEALTH (TDH) - CENTRAL LABORATORY		2	8	80%	10
CARENOW URGENT CARE - EAST NASHVILLE		8	2	20%	10
CBC LAB		3	7	70%	10
MONROE COUNTY HOSPITAL		7	3	30%	10
CVS CA9165POCT SAN DIEGO		10			10
PERSONAL PEDIATRICS PA		7	3	30%	10
RPC@HODGES		2	8	80%	10
ONEIDA HEALTHCARE CENTER		8	2	20%	10
BELLE GLADES HEALTH CLINIC			10	100%	10
MINUTECLINIC DIAGNOSTIC OF TEXAS LLC		8	2	20%	10
ALABAMA DEPARTMENT OF PUBLIC HEALTH		1	9	90%	10
VITALANT		1	9	90%	10
CORONA PATHOLOGY		10			10
RICHMOND UNIVERSITY MEDICAL CENTER		8	2	20%	10
VASCONCELLO COHEN MD PA		9	1	10%	10
MINUTECLINIC DIAGNOSTIC OF PA, LLC (1036)		8	2	20%	10
MEDEXPRESS URGENT CARE CHARLESTON		6	4	40%	10
MEDEXPRESS URGENT CARE - WINCHESTER GATEWAY		8	2	20%	10
BAYFRONT FAMILY HEALTH CENTER			10	100%	10
VENICE GREEN VILLAGE		3	7	70%	10
BAYONET POINT HOSPITAL			10	100%	10
FRUITVILLE URGENT CARE			10	100%	10
UNIVERSITY MEDICAL CENTER		8	1	11%	9
WINDSOR OF GAINESVILLE		9			9
ORLANDO HEALTH PHYSICIAN ASSOCIATES		4	5	56%	9
MINUTECLINIC, LLC, DBA MINUTECLINIC #6106		7	2	22%	9
CVS PHARMACY NO 274		9			9
ROSEMONT GARDENS INC		9			9
ILLINOIS DEPARTMENT OF PUBLIC HEALTH		1	8	89%	9
OMNI			9	100%	9
ST JOSEPH WOMENS HOSPITAL			9	100%	9
FAMILY PRACTICE OF DAVIE INC			9	100%	9
FLORIDA HOSPITAL WINTER PARK		7	2	22%	9

COVID-19: testing by laboratory

Data through Mar 5, 2021 verified as of Mar 6, 2021 at 09:25 AM

Data in this report are provisional and subject to change.

The numbers in the table below represent the number of Florida and non-Florida residents for whom test results were received by the Department of Health. A person can be tested by more than one laboratory and can have both positive and negative results. **Therefore, the sum of the numbers in each column will be larger than the total number of people tested.**

Reporting lab	Inconclusive	Negative	Positive	Percent positive	Total
COLLIER HMA PHYSICIAN MANAGEMENT, LLC		1	8	89%	9
OUR HOME AT BEACON HILL			9	100%	9
NATURE COAST REGIONAL MEDICAL CENTER			9	100%	9
FOX FAMILY PRACTICE		9			9
BERRYHILL MANOR		9			9
OPTUM SILVER LAKES			9	100%	9
THE MARY IMOGENE BASSETT HOSPITAL		9			9
BUENA VIDA ESTATES			9	100%	9
MICHIGAN DEPARTMENT OF COMMUNITY HEALTH		1	8	89%	9
FLORIDA MENTOR		7	2	22%	9
MINUTE CLINIC LLC #1448		8	1	11%	9
CVS NC7588POCT ASHEVILLE		6	3	33%	9
MINUTECLINIC DIAGNOSTIC OF TN PC #6363		8	1	11%	9
PRECISION GENETICS			9	100%	9
MINUTECLINIC, LLC #244		8	1	11%	9
PEDIATRIC HEALTH CARE ALLIANCE			9	100%	9
WADSWORTH CENTER - DAVID AXELROD INSTITUTE		8	1	11%	9
GLADES COUNTY DETENTION CENTER			9	100%	9
CVS TN5601POCT LENOIR CITY		9			9
LAKE CO SCHOOLS EMPLOYEE HEALTH & WELLNESS CENTER	1	6	2	22%	9
MAGNOLIA MANOR			9	100%	9
WESTCHESTER GENERAL HOSPITAL BLOOD GAS LAB			9	100%	9
PINELLAS PARK FIRE DEPARTMENT		9			9
MEDEXPRESS URGENT CARE - SWANSEA, N ILLINOIS ST		8	1	11%	9
HAWTHORNE INN OF LAKELAND		9			9
CVS MO8590POCT KANSAS CITY		5	4	44%	9
WINDSOR OF SAN PABLO, THE		6	3	33%	9
ROSECASTLE			9	100%	9
UNDERGROUND FREE CLINIC		9			9
COLLIER BLVD HMA PHYSICIAN MANAGEMENT,, LLC			9	100%	9
MINUTE CLINIC DIAGNOSTIC OF SC, LLC #42		8	1	11%	9
ENCOMPASS HOME HEALTH OF THE SOUTHEAST LLC□		9			9
ST JUDE LABORATORIES		7	2	22%	9
MINUTECLINIC DIAGNOSTIC OF MINNESOTA		9			9
CVS MINUTE CLINIC DIAGNOSTIC OF TEXAS, LLC		9			9
CLAYMED OF NORTH FLORIDA			9	100%	9
MOBILE RESPONSE DIAGNOSTICS LLC		8	1	11%	9
WESTERN NEW YORK IMMEDIATE MEDICAL CAR		9			9
ANY LAB TEST NOW INC			9	100%	9
ALLIANCE HEALTH AND REHABILITATION CENTER		9			9
UCARE			9	100%	9
CARENOW URGENT CARE-MT JULIET		8	1	11%	9
NORTHWEST FLORIDA COMMUNITY HOSPITAL LABORATORY		8	1	11%	9
MONTEFIORE NYACK HOSPITAL AFFILIATED LABORATORY		9			9
MEDEXPRESS URGENT CARE - BEECH GROVE		8	1	11%	9
CLEVELAND TENNESSEE HOSPITAL COMPANY		8	1	11%	9
SAMARITAN HOSPITAL LABORATORY		8	1	11%	9

COVID-19: testing by laboratory

Data through Mar 5, 2021 verified as of Mar 6, 2021 at 09:25 AM

Data in this report are provisional and subject to change.

The numbers in the table below represent the number of Florida and non-Florida residents for whom test results were received by the Department of Health. A person can be tested by more than one laboratory and can have both positive and negative results. **Therefore, the sum of the numbers in each column will be larger than the total number of people tested.**

Reporting lab	Inconclusive	Negative	Positive	Percent positive	Total
KISSIMMEE VA OUTPATIENT CLINIC		9			9
MINUTECLINIC DIAGNOSTIC OF OKLAHOMA		7	2	22%	9
MEDEXPRESS URGENT CARE-LATROBE		9			9
BROWNE MEDICAL		7	2	22%	9
NEMOURS CHILDREN'S PRIMARY CARE VERO BEACH			9	100%	9
MINUTE-CLINIC DIAGNOSTIC OF VIRGINIA		8	1	11%	9
CHILDREN'S HEALTHCARE OF ATLANTA/EGLESTON		9			9
MIDMICHIGAN MEDICAL CENTER			9	100%	9
MEDEXPRESS URGENT CARE - BENTON HARBOR		9			9
CHILDREN'S HEALTH CENTER INC.		7	2	22%	9
GULF COAST MEDICAL GROUP		2	7	78%	9
KEY TRAINING CENTER			9	100%	9
ATMORE NURSING CENTER		8	1	11%	9
PRIME MEDICAL CARE, LLC		9			9
REMISE OCCUPATIONAL HEALTH SOLUTIONS INC			9	100%	9
Fouraker Hills Rehab and Nursing			9	100%	9
CVS MINUTE CLINIC DIAGNOSTIC		8	1	11%	9
LOREY ALF		9			9
LAKEVIEW HEALTH SYSTEMS			9	100%	9
VILLAGE PLACE HEALTH AND REHAB		9			9
CVS MINUTE CLINIC DIAGNOSTIC OF TN #3293		9			9
SOMA MEDICAL CENTER PA #4			9	100%	9
Consulate Health Care of Brandon		7	2	22%	9
ORLANDO MEDICAL CENTER PL		1	8	89%	9
ORANGE PARK PEDIATRIC ASSOCIATES		1	8	89%	9
NORTHSHORE UNIVERSITY HEALTHSYSTEM EVANSTON HOSPITAL LAB			9	100%	9
CARENOW URGENT CARE-GREEN HILLS		9			9
EMERGENCY MEDICAL CENTER		3	6	67%	9
BRENNITY AT VERO BEACH, THE			9	100%	9
FLORIDA KEYS CONCIERGE MEDICINE, LLC		6	3	33%	9
GCPM MANUAL MICROBIOLOGY		1	8	89%	9
CITY OF NAPLES FIRE RESCUE		7	2	22%	9
NIGHT LITE PEDIATRICS CENTER		1	8	89%	9
ORLANDO ORTHOPAEDIC OUTPATIENT SURGERY CENTER		5	4	44%	9
LYNN KEEFE, MD PEDIATRICS		6	3	33%	9
RIVERVIEW REGIONAL MEDICAL CENTER		7	2	22%	9
INSPIRED LIVING AT PALM BAY		7	2	22%	9
MINUTECLINIC, LLC #1470		9			9
NEW YORK PRESBYTERIAN - LOWER MANHATTAN		9			9
LAKE NONA MEDICAL SERVICE LLC		9			9
WESTPAC LABS INC	1		8	89%	9
MINUTECLINIC INCORPORATE, LLC		7	2	22%	9
IMMEDIATE CARE PA		7	2	22%	9
MINUTECLINIC DIAGNOSTIC OF NORTH CAROLINA, PC		8	1	11%	9
LPG PRIMARY CARE AT PINE ISLAND		7	2	22%	9
MEDEXPRESS URGENT CARE MONACA		9			9
MINUTECLINIC, LLC, #4160		6	3	33%	9

COVID-19: testing by laboratory

Data through Mar 5, 2021 verified as of Mar 6, 2021 at 09:25 AM

Data in this report are provisional and subject to change.

The numbers in the table below represent the number of Florida and non-Florida residents for whom test results were received by the Department of Health. A person can be tested by more than one laboratory and can have both positive and negative results. **Therefore, the sum of the numbers in each column will be larger than the total number of people tested.**

Reporting lab	Inconclusive	Negative	Positive	Percent positive	Total
Manor Care of Dunedin		6	3	33%	9
AFC URGENT CARE - CEDAR GROVE		9			9
BAYFRONT HEALTH ST PETERSBURG		8	1	11%	9
MINUTECLINIC, LLC #4682		5	4	44%	9
PATEL MEDICAL VENTURES		8	1	11%	9
PALM BAY URGENT CARE PL		1	8	89%	9
DAVID LAWRENCE CENTER INC		7	2	22%	9
ASSOCIATES IN MEDICINE		7	2	22%	9
ADVENT HEALTH - FOUR CORNERS ER		8	1	11%	9
MINUTECLINIC DIAGNOSTIC OF NEW JERSEY, LLC # 7069		9			9
CHEMISYS LABORATORIES		1	8	89%	9
Signature Healthcare of Ormond		9			9
FLORIDA MEDICAL CL ODOM TPA		4	5	56%	9
ALBION COLLEGE (ABBOTT)		8			8
INTERNAL MEDICINE ASSOCIATES OF JACKSON HOSPITAL			8	100%	8
MINUTECLINIC DIAGNOSTIC OF TN PC #386		7	1	13%	8
WHITE SANDS OUTPATIENT SERVICES (WSOP SERVICES LLC		8			8
SURGOINSVILLE PHARMACY		8			8
IU HEALTH PATHOLOGY		1	7	88%	8
FHPG_EXP CARE W HILLSBOROUGH			8	100%	8
BARTON PARKER OD PC		8			8
THOMAS JEFFERSON UNIVERSITY HOSPITAL		4	4	50%	8
WALK-IN MEDICAL CARE			8	100%	8
CARE ATC - CITY OF BOYNTON BEACH	1	2	5	63%	8
BENSONHURST URGENT CARE		8			8
VETERANS AFFAIRS MEDICAL CENTER - OUTPATIENT			8	100%	8
JACKSON CLINIC PA,THE		4	4	50%	8
MEDEXPRESS URGENT CARE, BUTLER		5	3	38%	8
ARCHBOLD MEMORIAL HOSPITAL/LAB		3	5	63%	8
MED & CO INVESTMENT LLC		7	1	13%	8
MINUTECLINIC DIAGNOSTIC OF VIRGINIA		8			8
LAKELAND REGIONAL HEALTH GRASSLANDS		7	1	13%	8
ST CHARLES HOSPITAL LABORATORY		8			8
GOLISANO CHILDREN'S HOSPITAL OF SOUTHWEST FLORIDA		6	2	25%	8
UNIVERSITY OF MIAMI MILLER SCHOOL OF MEDICINE			8	100%	8
ADVANCED RESEARCH FOR HEALTH IMPROVEMENT		6	2	25%	8
JOHNS HOPKINS ALL CHILDRENS			8	100%	8
CAREPOINT CLINIC		5	3	38%	8
CVS MINUTE CLINIC DIAGNOSTIC PA #3060		7	1	13%	8
SMH PHYSICIAN SERVICES INC		8			8
HOLY NAME MEDICAL CENTER	1	6	1	13%	8
ARTHREX MEDICAL CENTER EAST		4	4	50%	8
INTEGRATED FAMILY MEDICAL CENTER			8	100%	8
MEDEXPRESS URGENT CARE - WASHINGTON		6	2	25%	8
MINUTE CLINIC LLC #10203		6	2	25%	8
PUTNAM COUNTY EMERGENCY RESCUE SERVICE		5	3	38%	8
BIOTECH PHARMACEUTICAL GROUP LLC			8	100%	8

COVID-19: testing by laboratory

Data through Mar 5, 2021 verified as of Mar 6, 2021 at 09:25 AM

Data in this report are provisional and subject to change.

The numbers in the table below represent the number of Florida and non-Florida residents for whom test results were received by the Department of Health. A person can be tested by more than one laboratory and can have both positive and negative results. **Therefore, the sum of the numbers in each column will be larger than the total number of people tested.**

Reporting lab	Inconclusive	Negative	Positive	Percent positive	Total
WELLIGENT		1	7	88%	8
ALLEGRO - TAMPA	1	4	3	38%	8
ORMOND BEACH CENTRA CARE			8	100%	8
CVS MINUTE CLINIC DIAGNOSTIC OF VIRGINIA		8			8
HEALTHMARK REGIONAL HOSPITAL LAB		4	4	50%	8
MEDEXPRESS ELKINS		8			8
INTERNAL MEDICINE AND AESTHETICS OF NAPLES LLC		8			8
VIBRANT AMERICA		6	2	25%	8
UHEALTH UNIVERSITY OF MIAMI			8	100%	8
DOH-TAMPA BRANCH LABORATORY (MLK BLVD)		4	4	50%	8
LIFE CARE CITRUS COUNTY			8	100%	8
FLORIDA CLINICAL LAB		1	7	88%	8
DOH JACKSONVILLE CENTRAL LABORATORY		3	5	63%	8
DOTHAN PEDIATRIC CLINIC			8	100%	8
DORAL URGENT CARE			8	100%	8
APEX HOME HEALTH CARE		7	1	13%	8
MINUTE CLINIC DIAGNOSTIC OF TN PC #64		8			8
EC OPCO TIMBERLIN PARC LLC		8			8
NEW HAMPSHIRE DEPARTMENT OF HEALTH AND HUMAN SERVICES		3	5	63%	8
TRUE HEALTH		5	3	38%	8
GRAND AVE PHARMACY		1	7	88%	8
BLOOMINGDALE PEDIATRIC ASSOCIATES PA			8	100%	8
CIGNA ONSITE HEALTH LLC		2	6	75%	8
GRAND VILLA OF MELBOURNE		6	2	25%	8
MINUTECLINIC DIAGNOSTICS OF IND, LLC		8			8
GENE STREET LABORATORIES, LLC		6	2	25%	8
MINUTECLINIC DIAGNOSTIC OF TN PC #5671		5	3	38%	8
MINUTECLINIC DIAGNOSTIC OF ILLINOIS LL		8			8
DR PHILLIPS MEDICAL WELLNESS CENTER		8			8
FOUNTAINVIEW BY FIVE STAR QUALITY CARE		7	1	13%	8
MINUTECLINIC, LLC, DBA MINUTECLINIC #6		8			8
MEDEXPRESS URGENT CARE - FORT WORTH S		7	1	13%	8
SYLVESTER AT PLANTATION LABORATORY		7	1	13%	8
Sunset Lake Health and Rehabilitation Center		8			8
KEY WEST URGENT CARE, INC		3	5	63%	8
NORTHSIDE HOSPITAL		2	6	75%	8
VIGILINT HEALTHCARE		6	2	25%	8
ST LUKES ROOSEVELT LABORATORY		7	1	13%	8
LAB UNKNOWN		6	2	25%	8
HIRAM COLLEGE HEALTH CENTER (ABBOTT)		8			8
THE WOLFF CENTER FOR CHILD & ADOLESCENT HEALTH			8	100%	8
DOCTOR'S IN-HOUSE LAB/COMMUNITY HEALTH CENTERS OF PINELLAS – CLEARWATE			8	100%	8
ST VINCENT'S ST CLAIR		5	3	38%	8
PALM BEACH COUNTY HEALTH DEPARTMENT LABORATORY			8	100%	8
West Gate Village, LLC		8			8
VAIL VALLEY MEDICAL CENTER			8	100%	8
X-GENE MOLECULAR LABS		1	7	88%	8

COVID-19: testing by laboratory

Data through Mar 5, 2021 verified as of Mar 6, 2021 at 09:25 AM

Data in this report are provisional and subject to change.

The numbers in the table below represent the number of Florida and non-Florida residents for whom test results were received by the Department of Health. A person can be tested by more than one laboratory and can have both positive and negative results. **Therefore, the sum of the numbers in each column will be larger than the total number of people tested.**

Reporting lab	Inconclusive	Negative	Positive	Percent positive	Total
SOUTH FLORIDA BAPTIST HOSPITAL			8	100%	8
CVS PA6902POCT BRYN MAWR		6	2	25%	8
JX REF LAB			8	100%	8
MEDICANA NURSING AND REHAB CENTER			8	100%	8
MINUTECLINIC, LLC, MINUTECLINIC #7637		6	2	25%	8
ST. JOSEPH HOSPITAL AND HEALTH CARE INC.			8	100%	8
CAN COMMUNITY HEALTH, INC		8			8
CONSULATE HEALTH CARE		7	1	13%	8
BLOOMING GARDENS OF CARE INC		8			8
MAGNOLIA PEDIATRICS GROUP LLC			8	100%	8
ALLINA HEALTH - ABBOTT NORTHWESTERN HOSPITAL		5	3	38%	8
ROBERT WOOD JOHNSON HOSPITAL		7	1	13%	8
CURATIVE		1	7	88%	8
Nashville Central Laboratory		8			8
LIFELINK TISSUE BANK D/B/A LIFELINK TISSUE BANK		7	1	13%	8
SEA LEVEL LABS			8	100%	8
ALACHUA COUNTY HEALTH DEPARTMENT		1	7	88%	8
JOHN T MATHER MEMORIAL HOSPITAL LABORATORY		7	1	13%	8
UNIVERSITY HOSPITALS OF CLEVELAND		4	4	50%	8
NITIN BAWA PROFESSIONAL ASSOCIATES			8	100%	8
CVS MINUTE CLINIC DIAGNOSTIC OF NEW JERSEY		8			8
PALM BEACH CDH - DELRAY BEACH			8	100%	8
VA MEDICAL CENTER			8	100%	8
URGENT TEAM MANAGEMENT OF TENNESSEE		7	1	13%	8
MINUTECLINIC LLC (1435)		7	1	13%	8
CIAN DIAGNOSTICS			8	100%	8
DYNAMIC HEALTH CENTERS INC		4	4	50%	8
LAKE CONWAY URGENT CARE LLC		2	6	75%	8
MINUTECLINIC DIAGNOSTIC OF TN PC #242		5	3	38%	8
MINUTECLINIC DIAG OF IND, LLC #6697		8			8
FLORIDA HEART AND VASCULAR MULTISPECIALTY GROUP		8			8
SOMA MEDICAL CENTER MD PA #7 PEDIATRICS			8	100%	8
LEMOYNE COLLEGE WELLNESS CENTER FOR		8			8
DEPARTMENT OF HEALTH- CITRUS COUNTY		1	7	88%	8
MONTEFIORE MEDICAL CENTER LABORATORIES - NORTH		8			8
ST CLOUD PHYSICIAN MANAGMENT LLC		7	1	13%	8
MINUTECLINIC, LLC #05038		8			8
NASCAR EVENT MANAGEMENT, LLC		8			8
CVS MINUTE CLINIC DIAG OF IND, LLC #6549		8			8
HARBORCHASE OF DR PHILLIPS		7	1	13%	8
CLEARWATER PEDIATRIC CARE		1	7	88%	8
MINUTECLINIC DIAGNOSTIC OF SC, LLC #2		7	1	13%	8
HUNTINGTON VILLAGE URGENT CARE		8			8
CVS HEALTH MINUTE CLINIC		1	7	88%	8
ATLANTIC CONSOLIDATED LABORATORY		8			8
BEAUMONT EMERGENCY CENTER			8	100%	8
STPET		6	2	25%	8

COVID-19: testing by laboratory

Data through Mar 5, 2021 verified as of Mar 6, 2021 at 09:25 AM

Data in this report are provisional and subject to change.

The numbers in the table below represent the number of Florida and non-Florida residents for whom test results were received by the Department of Health. A person can be tested by more than one laboratory and can have both positive and negative results. **Therefore, the sum of the numbers in each column will be larger than the total number of people tested.**

Reporting lab	Inconclusive	Negative	Positive	Percent positive	Total
DOCTOR'S IN HOUSE LAB			8	100%	8
PACIFICA SUNRISE☐			8	100%	8
MID-HUDSON VALLEY DIVISION OF WESTCHESTER MEDICAL		8			8
FHCP-ORANGE CITY			8	100%	8
MINUTECLINIC DIAGNOSTIC OF NEW JERSEY,		7	1	13%	8
SOUTHEASTERN PEDIATRIC ASSOCIATES			8	100%	8
WATERFORD AT CREEKSIDE, THE			8	100%	8
HEALTHPARK MEDICAL CTR NURSING SVC		8			8
GENEUS DIAGNOSTICS			8	100%	8
EXECUTIVE MEDICAL SERVICES		8			8
PENSACOLA CLUSTER			8	100%	8
PUTNAM FAMILY CARE INC		3	5	63%	8
LMH SKILLED NURSING UNIT		8			8
FAST PACE MEDICAL CLINIC PLLC		6	2	25%	8
OKLAHOMA STATE DEPARTMENT OF HEALTH-PUBLIC HEALTH LABORATORY			8	100%	8
BAPTIST OUTPATIENT			8	100%	8
CVS MINUTE CLINIC DIAGNOSTIC OF TEXAS,LLC		6	2	25%	8
LANE PEDIATRICS PA			8	100%	8
NEMOURS CHILDREN'S HOSPITAL			7	100%	7
DOCTOR'S IN-HOUSE LAB/COMMUNITY HEALTH CENTERS OF PINELLAS –PINELLAS P			7	100%	7
NORTH FLORIDA MEDICAL CENTERS INC		1	6	86%	7
ORLANDO FAMILY MEDICAL INC		7			7
BROOKDALE LAKE ORIENTA			7	100%	7
LPG PRIMARY CARE AT BONITA BAY LIFESTYLE CENTER		6	1	14%	7
VERMONT DEPARTMENT OF HEALTH		1	6	86%	7
PENINSULA CARE AND REHABILITATION CENTER			7	100%	7
UNIVERSITY OF WASHINGTON MEDICAL CENTER			7	100%	7
MERCY HEALTH—MUSKEGON		6	1	14%	7
LEE COMMUNITY HEALTHCARE INC NORTH FORT MYERS		7			7
CVS MINUTE CLINIC, LLC #22		6	1	14%	7
OCALA FAMILY MEDICAL CENTER		7			7
FHMG_FM AND IM AVALON PARK		2	5	71%	7
LONG ISLAND JEWISH FOREST HILLS HOSPITAL		7			7
LEPE'S HOUSE			7	100%	7
SUPERIOR RESIDENCES AT CALA HILLS		7			7
LIZS ADULT CARE		7			7
MEDEXPRESS URGENT CARE - FAYETTEVILLE		5	2	29%	7
MC DIAGNOSTIC OF CONNECTICUT, PC #1966		7			7
MEDI-DRUG INC		6	1	14%	7
ORLANDO FAMILY PHYSICIANS			7	100%	7
FLORIDA SCHOOL FOR THE DEAF AND THE BLIND			7	100%	7
MINUTE CLINIC LLC #2775		7			7
PEDIATRICS URGENT CARE, LLC			7	100%	7
GRACE WELLNESS CENTER LLC		6	1	14%	7
UF HEALTH			7	100%	7
MINUTECLINIC, LLC #03965		7			7
IRL MARKET LAB			7	100%	7

COVID-19: testing by laboratory

Data through Mar 5, 2021 verified as of Mar 6, 2021 at 09:25 AM

Data in this report are provisional and subject to change.

The numbers in the table below represent the number of Florida and non-Florida residents for whom test results were received by the Department of Health. A person can be tested by more than one laboratory and can have both positive and negative results. **Therefore, the sum of the numbers in each column will be larger than the total number of people tested.**

Reporting lab	Inconclusive	Negative	Positive	Percent positive	Total
KENDALL REGIONAL MEDICAL CNTR			7	100%	7
GRAND VILLA OF DELRAY EAST		7			7
GENTRY PARK ORLANDO ASSISTED LIVING		6	1	14%	7
FLORIDA HOSPITAL KISSIMMEE		4	3	43%	7
ORLANDO ORTHOPAEDIC CENTER		5	2	29%	7
PBC FOUND CARE INC			7	100%	7
GRAND VILLA OF PALM COAST		7			7
MANATEE PEDIATRICS			7	100%	7
MINUTE CLINIC LLC #5706		6	1	14%	7
NORTH PINELLAS CHILDRENS MEDICAL CENTER INC			7	100%	7
NOVANT HEALTH INPATIENT CARE		2	5	71%	7
SCHOOL OF PHARMACY AND PHARMACEUTICAL		7			7
CVS NJ617POCT CEDAR GROVE		6	1	14%	7
BAYCARE MEDICAL GROUP		1	6	86%	7
RIVER OAKS TREATMENT CENTER			7	100%	7
FLORIDA CANCER SPECIALISTS & RESEARCH INSTITUTE		6	1	14%	7
PEDIATRICS OF CENTRAL FLORIDA		5	2	29%	7
COMMUNITY MEDICAL AND DENTAL CARE INC		7			7
LAKE PEDIATRICS			7	100%	7
Florida Clinical Laboratory		1	6	86%	7
LAWTON CHILES HEALTH CENTER		1	6	86%	7
GILCHRIST COUNTY FIRE DEPARTMENT		4	3	43%	7
MEDEXPRESS URGENT CARE-DUBOIS		7			7
FLORIDA DIGESTIVE AND LIVER SPECIALIST		7			7
AVON PARK PEDIATRICS			7	100%	7
ST. CLOUD PHARMACY AND WELLNESS CENTER		3	4	57%	7
CAPRONA GROUP HOME		1	6	86%	7
MEDEXPRESS URGENT CARE - HOT SPRINGS		7			7
MEDEXPRESS URGENT CARE - STAUNTON		3	4	57%	7
EMBRY-RIDDLE AERONAUTICAL UNIVERSITY HEALTH			7	100%	7
CVS MINUTE CLINIC DIAGNOSTIC MED GRP OF SAN		5	2	29%	7
NEOGENOMICS LABORATORIES, INC		7			7
MIAMI COMPREHENSIVE MEDICINE GROUP PA		4	3	43%	7
ST CLOUD COMPOUNDING PHARMACY & WELLNESS CENTER		7			7
NORTHDAL REHABILITATION CENTER			7	100%	7
MINUTECLINIC DIAGNOSTIC OF TN PC #643		5	2	29%	7
SOUTH COM HEALTH CLINIC, DEPT. OF THE ARMY		7			7
OPTUM PRIMARY CARE - FOUNTAIN OAKS		3	4	57%	7
MEDEXPRESS URGENT CARE, JOHNSTOWN		6	1	14%	7
CVS OH2543POCT CANFIELD		5	2	29%	7
EL PARAISO HOME INC		7			7
DALLAS COUNTY HEALTH AND HUMAN SERVICES			7	100%	7
ELLIS HOSPITAL LABORATORY		6	1	14%	7
CHAPTERS HEALTH HOSPICE		7			7
CARESOUTH HHA HOLDINGS OF TALLAHASSEE LLC		7			7
MIAMI BEACH COMMUNITY HEALTH CENTER INC			7	100%	7
DIAGNOSTIC CLINIC		6	1	14%	7

COVID-19: testing by laboratory

Data through Mar 5, 2021 verified as of Mar 6, 2021 at 09:25 AM

Data in this report are provisional and subject to change.

The numbers in the table below represent the number of Florida and non-Florida residents for whom test results were received by the Department of Health. A person can be tested by more than one laboratory and can have both positive and negative results. **Therefore, the sum of the numbers in each column will be larger than the total number of people tested.**

Reporting lab	Inconclusive	Negative	Positive	Percent positive	Total
MINUTECLINIC DIAG OF IND, LLC #2387		6	1	14%	7
MEDEXPRESS URGENT CARE - CULPEPER		7			7
FLORIDA HOSPITAL APOPKA		6	1	14%	7
EP LTC PHARMACY		5	2	29%	7
KETAMINE HEALTH CENTERS AT BONITA SPRINGS, LLC		7			7
HEALTH AND WELLNESS CENTER		1	6	86%	7
CAYUGA COUNTY HEALTH DEPARTMENT		6	1	14%	7
PANCARE HEALTH - HOSFORD SCHOOL			7	100%	7
DOCTORS CLINICAL LABORATORY, INC		5	2	29%	7
JUPITER ISLAND PUBLIC SAFETY		5	2	29%	7
MINUTECLINIC DIAGNOSTIC OF MAINE, LLC		5	2	29%	7
ECLRS		2	5	71%	7
VICTORIAN MANOR		2	5	71%	7
GRACE COMMUNITY PHARMACY			7	100%	7
PREMIUM HEALTH CARE			7	100%	7
KANSAS DEPARTMENT OF HEALTH		2	5	71%	7
WYOMING COUNTY COMMUNITY HOSPITAL LABORATORY		7			7
ST VINCENT'S CHILTON		5	2	29%	7
NORTH FLORIDA PHARMACY		7			7
NORTHERN DUTCHESS HOSPITAL LABORATORY		5	2	29%	7
CRESTWOOD MEDICAL CENTER		5	2	29%	7
OSWEGO HOSPITAL LABORATORY		6	1	14%	7
NYU WINTHROP HOSPITAL PATHOLOGY		7			7
ORTHOPAEDIC SURGERY CENTER		7			7
Ocoee Health Care Center		7			7
MODMD LABORATORY		7			7
SONORA QUEST LABORATORIES			7	100%	7
MEDEXPRESS URGENT CARE - STATE COLLEGE		5	2	29%	7
JUPITER CLINIC			7	100%	7
BRADENTON PHYSICIANS MEDICAL CENTER			7	100%	7
Baptist Village Retirement Communities		7			7
CVS NC4165POCT BREVARD		5	2	29%	7
MEDEXPRESS URGENT CARE - MAPLE DRIVE		7			7
SOUTH FLORIDA ENT ASSOCIATES, INC			7	100%	7
BOCA BIOLISTICS LLC			7	100%	7
PENN MEDICINE PRINCETON MEDICAL CENTER		6	1	14%	7
Parkside Villa		7			7
MEDEXPRESS URGENT CARE - CLARKSBURG		7			7
LEE COUNTY HEALTH DEPARTMENT		4	3	43%	7
ABBAY MANOR RETIREMENT RESIDENCE INC		7			7
URGENT CARE OF LONGWOOD			7	100%	7
ST. PETERSBURG PEDIATRICS			7	100%	7
Thermopolis Rehabilitation Wellness		7			7
FLORIDA CENTER FOR DERMATOLOGY LABORATORY			7	100%	7
PERSONAL PHYSICIAN CARE PA			7	100%	7
TRUE HEALTH DIAGNOSTICS		1	6	86%	7
QUE		4	3	43%	7

COVID-19: testing by laboratory

Data through Mar 5, 2021 verified as of Mar 6, 2021 at 09:25 AM

Data in this report are provisional and subject to change.

The numbers in the table below represent the number of Florida and non-Florida residents for whom test results were received by the Department of Health. A person can be tested by more than one laboratory and can have both positive and negative results. **Therefore, the sum of the numbers in each column will be larger than the total number of people tested.**

Reporting lab	Inconclusive	Negative	Positive	Percent positive	Total
HOLY GARDEN ALF, INC.		7			7
COMPASSION PEDIATRICS		3	4	57%	7
WALGREEN #6538		7			7
LYNMOORE,THE		7			7
BAYSIDE LABORATORIES INC		7			7
CVS PHARMACY #8800		5	2	29%	7
MINUTECLINIC #2860		5	2	29%	7
DELAWARE DEPARTMENT OF HEATH		6	1	14%	7
HEARTLAND PEDIATRICS OF LAKE PLACID			7	100%	7
CLAY PRIMARY & FAMILY CARE LLC			7	100%	7
FAMILY MEDICINE MEDICAL DRIVE		7			7
HEALTH CARE LABORATORY SERVICES		1	6	86%	7
BALTIMORE CITY HEALTH DEPT COMMUNICABLE DISEASES AND EPIDEMIOLOGY			7	100%	7
MINUTE CLINIC LLC #4017		7			7
DOTHAN WEST FAMILY MEDICINE		5	2	29%	7
KEYSTONE PLACE AT NAPLES PRESERVE		4	3	43%	7
SIMEDHEALTH LLC		2	5	71%	7
PALM POINT BEHAVIORAL HEALTH		7			7
PASSPORT HEALTH			7	100%	7
CVS TX7827POCT ROUND ROCK		7			7
ST MARYS MEDICAL CENTER			7	100%	7
CARENOW URGENT CARE-MADISON		7			7
WILDLIGHT LAB			7	100%	7
GULF COAST PEDIATRICS OF SARASOTA PA		1	6	86%	7
CARENOW URGENT CARE-SOUTHLAKE			7	100%	7
MINUTECLINIC, LLC #1586		5	2	29%	7
EXPRESS TEST			7	100%	7
NEMOURS CHILDREN'S URGENT			7	100%	7
ADVENT HEALTH APOPKA		3	4	57%	7
MEDEXPRESS URGENT CARE - MIDLOTHIAN		6	1	14%	7
JERSEY SHORE MEDICAL CENTER		6			6
FRESENIUS KIDNEY CARE DUNEDIN			6	100%	6
MINUTECLINIC DIAGNOSTIC OF SC, LLC #7		4	2	33%	6
CVS NC5591POCT STATESVILLE		5	1	17%	6
URGENT TEAM - MUSCLE SHOALS		6			6
ASCENSION ST VINCENT'S CLAY COUNTY			6	100%	6
MEDEXPRESS URGENT CARE-PITTSFIELD		6			6
FLORIDA DEPARTMENT OF HEALTH IN SARASOTA COUNTY		5	1	17%	6
BAYCARE ALLIANT HOSPITAL			6	100%	6
NORTHSIDE HOSPITAL ATLANTA		3	3	50%	6
MEDEXPRESS URGENT CARE - BLUEFIELD		5	1	17%	6
EASTERN FLORIDA STATE COLLEGE - PALM BAY CAMPUS□			6	100%	6
BROOKDALE CLERMONT			6	100%	6
TERENCE B MITCHELL MD, INC		2	4	67%	6
COMPASSION PEDIATRIC URGENT CARE LLC		2	4	67%	6
MEDICAL CENTER AT OCEAN REEF		1	5	83%	6
DANIEL M LIBBY MD PLLC		6			6

COVID-19: testing by laboratory

Data through Mar 5, 2021 verified as of Mar 6, 2021 at 09:25 AM

Data in this report are provisional and subject to change.

The numbers in the table below represent the number of Florida and non-Florida residents for whom test results were received by the Department of Health. A person can be tested by more than one laboratory and can have both positive and negative results. **Therefore, the sum of the numbers in each column will be larger than the total number of people tested.**

Reporting lab	Inconclusive	Negative	Positive	Percent positive	Total
VIERA PEDIATRICS		1	5	83%	6
THE CLINIC PREMISE HEALTH			6	100%	6
WELLMED AT BRANDON REGIONAL		5	1	17%	6
BETHESDA COMMUNITY HEALTH CENTER			6	100%	6
MINUTE-CLINIC DIAGNOSTIC OF VIRGINIA, LLC #794		5	1	17%	6
LAKEVIEW TERRACE HOME HEALTH SERVICES LLC			6	100%	6
UT SOUTHWESTERN MEDICAL CENTER			6	100%	6
PATHGROUP LABS, LLC		4	2	33%	6
THE PALMS REHABILITATION AND HEALTHCARE CENTER		5	1	17%	6
PUBLIC HEALTH LAB		6			6
MEDEXPRESS URGENT CARE - BATTLE CREEK		4	2	33%	6
UNILAB		2	4	67%	6
MEDEXPRESS URGENT CARE-PETERS TWP		5	1	17%	6
ETHOS LABORATORIES		6			6
MINUTE-CLINIC DIAGNOSTIC OF VIRGINIA, LLC #2003		5	1	17%	6
ATLANTIC COMMUNITY HIGH SCHOOL		5	1	17%	6
AMERICAN HEALTH ASSOC. LABORATORY SOUTH		4	2	33%	6
URGENT CARE HOUSECALLS PA		5	1	17%	6
ENIGMA DIAGNOSTIC, INC.			6	100%	6
TAMPA URGENT CARE			6	100%	6
MINUTECLINIC DIAGNOSTIC OF VIRGINIA, LLC #255		6			6
Lenox on the Lake			6	100%	6
MAXHEALTH		5	1	17%	6
FLORIDA DEPARTMENT OF HEALTH IN MIAMI DADE COUNTY		5	1	17%	6
ELITE MD GROUP INC		2	4	67%	6
ST. LUCIE COUNTY HEALTH DEPARTMENT		4	2	33%	6
FAMILY TREE PRIMARY CARE		5	1	17%	6
PR HEALTH		1	5	83%	6
MINUTECLINIC, LLC #1796		5	1	17%	6
LEWIS COUNTY MANOR		6			6
CDRX INFUSION			6	100%	6
ARLINGTON OF NAPLES		6			6
MEDEXPRESS URGENT CARE - HUNTINGTON WE		6			6
SANDGATE GARDENS REHAB & NURSING CENTER		3	3	50%	6
TERRACINA LLC		1	5	83%	6
MINUTECLINIC DIAGNOSTIC OF NEVADA #87		4	2	33%	6
CVS NATIONAL HARBOR MD2297714CV		6			6
CAPITAL HEALTH PLAN LABORATORIES			6	100%	6
MAXCARE CLINIC			6	100%	6
SUPREME LABORATORY			6	100%	6
Northwell Lab		2	4	67%	6
SOUTHEASTERN DERMATOLOGY GROUP PA		5	1	17%	6
LUMADOC HEALTH		4	2	33%	6
CVS IN6654POCT INDIANAPOLIS		5	1	17%	6
CVS TX8351POCT BEAUMONT		6			6
TEXAS MEDCLINIC			6	100%	6
PROHEALTH MED		1	5	83%	6

COVID-19: testing by laboratory

Data through Mar 5, 2021 verified as of Mar 6, 2021 at 09:25 AM

Data in this report are provisional and subject to change.

The numbers in the table below represent the number of Florida and non-Florida residents for whom test results were received by the Department of Health. A person can be tested by more than one laboratory and can have both positive and negative results. **Therefore, the sum of the numbers in each column will be larger than the total number of people tested.**

Reporting lab	Inconclusive	Negative	Positive	Percent positive	Total
CENTRAL FLORIDA PRIMARY CARE			6	100%	6
CAMELLIA AT DEERWOOD		2	4	67%	6
DEPARTMENT OF HEALTH AND HUMAN SERVICES STATE OF NEW HAMPSHIRE			6	100%	6
LRHS Southeastern University		4	2	33%	6
CARDIOTHORACIC SURGERY OF HYDE PARK			6	100%	6
CVS NV3210POCT LAS VEGAS		6			6
PEPIN ACADEMIES-PASCO		6			6
ANTHONY-BROWN PHARMACY		6			6
GLEN FALLS HOSPITAL DEPARTMENT OF PATHOLOGY		6			6
RIVER CITY PRIMARY AND URGENT CARE			6	100%	6
FIRST COAST CARDIOVASCULAR INSTITUTE PA			6	100%	6
MARSHALL MEDICAL CENTER SOUTH LAB		5	1	17%	6
FLORIDA MEDICAL SPECIALISTS		2	4	67%	6
AARK LABORATORY		6			6
CAREWELL 301 - WARWICK			6	100%	6
CVS TX1104POCT ALLEN		6			6
CHILDREN'S HOSPITAL OF PHILADELPHIA		5	1	17%	6
MEDEXPRESS URGENT CARE - TARENTUM		5	1	17%	6
BROWARD TRANSITIONAL CENTER			6	100%	6
HUNTERS CREEK PEDIATRICS		6			6
MINUTECLINIC, LLC #03268		5	1	17%	6
MINUTECLINIC DIAG OF IND LLC #6998		5	1	17%	6
CONCENTRA			6	100%	6
INTERVENTIONAL REHABILITATION OF SOUTH FLORIDA			6	100%	6
VILLA HEALTH NH LLC		4	2	33%	6
SUMTER COUNTY HEALTH DEPARTMENT		1	5	83%	6
MINUTECLINIC MINUTECLINIC #8505		4	2	33%	6
MINUTE CLINIC DIAG OF IND LLC #8674		6			6
MINUTECLINIC DIAGNOSTIC OF NORTH CAROLINA PC #5341		4	2	33%	6
NORTHEAST ALABAMA REGIONAL MEDICAL CENTER		3	3	50%	6
SUNRISE SENIOR LIVING OF JACKSONVILLE			6	100%	6
LISTENING DOCTOR PLLC, THE		1	5	83%	6
PHYSICIANS FOR CHILDREN			6	100%	6
HARMONIOUS HOME HEALTH, LLC		6			6
TAMIAMI LAB MILLENIUM			6	100%	6
PALM HARBOR DERMATOLOGY		4	2	33%	6
Signature Healthcare of Savannah		6			6
PANCARE HEALTH - KATE SMITH ELEMENTARY		1	5	83%	6
FAMILY CARE MEDICAL CENTER			6	100%	6
MERCY COLLEGE HEALTH OFFICE		6			6
PLEASANTVILLE OF SEBASTIAN LLC□			6	100%	6
MEDEXPRESS URGENT CARE - MT LEBANON		4	2	33%	6
MC DIAGNOSTIC OF CONNECTICUT, PC #1043		6			6
PEDIATRICS IN BREVARD-COCOA BEACH		2	4	67%	6
MINUTE CLINIC INCORPORTE		6			6
CVS GA2108POCT NORCROSS		4	2	33%	6
MEDEXPRESS URGENT CARE - RICHMOND, NINE MILE RD		5	1	17%	6

COVID-19: testing by laboratory

Data through Mar 5, 2021 verified as of Mar 6, 2021 at 09:25 AM

Data in this report are provisional and subject to change.

The numbers in the table below represent the number of Florida and non-Florida residents for whom test results were received by the Department of Health. A person can be tested by more than one laboratory and can have both positive and negative results. **Therefore, the sum of the numbers in each column will be larger than the total number of people tested.**

Reporting lab	Inconclusive	Negative	Positive	Percent positive	Total
CITYMD		1	5	83%	6
MEDEXPRESS URGENT CARE - ELM GROVE		5	1	17%	6
BROWARD COUNTY HEALTH DEPT.			6	100%	6
CVS SC7556POCT WEST COLUMBIA		6			6
DIXITKUMAR N MODI MD PA			6	100%	6
MINUTE CLINIC DIAGNOSTIC OF MICHIGAN PC		6			6
CVS NC6402POCT DAVIDSON		4	2	33%	6
PARTNERS PHARMACY OF FLORIDA LLC		6			6
SAINT PETER'S UNIVERSITY HOSPITAL		6			6
SV DIAGNOSTIC LAB			6	100%	6
CAPE CORAL URGENT CARE		3	3	50%	6
VENICE REGIONAL MEDICAL CENTER			6	100%	6
MIAMI RESCUE MISSION CLINIC INC			6	100%	6
MINUTECLINIC MINUTECLINIC #4977		4	2	33%	6
Advanced Care Center			6	100%	6
FLEET LANDING			6	100%	6
SUFFRIDGE DRIVE GROUP HOME		6			6
BETH ISRAEL DEACONESS MEDICAL CENTER			6	100%	6
UNILAB OF DADE INC			6	100%	6
DOCTORS EXPRESS OF ST PETERSBURG			6	100%	6
FLORIDA PREMIER MEDICAL CARE PA			6	100%	6
MINUTECLINIC LLC #5041		2	4	67%	6
DIXIE COUNTY EMERGENCY SERVICES			6	100%	6
BAYSHORE POINTE NURSING AND REHAB CENTER			6	100%	6
CITIZENS BAPTIST MEDICAL CENTERS LAB		5	1	17%	6
ENTRUST IMMEDIATE CARE			6	100%	6
GOLDMAN SACHS HEALTH CENTER		6			6
MINUTECLINIC #8760		6			6
LOUISIANA DEPT OF HEALTH			6	100%	6
AMERICAN EAGLE LEESBURG AL LLC DBA VISTA LAKE			6	100%	6
NORTH FLORIDA PEDIATRICS JASPER			6	100%	6
MINUTECLINIC DIAGNOSTIC OF ILLINOIS		5	1	17%	6
PALMETTO HEALTH ALLIANCE		3	3	50%	6
INTERNAL MEDICINE LIPID AND WELNNESS PRACTICE			6	100%	6
CVS DC1340POCT WASHINGTON		6			6
GRACE REHABILITATION CENTER OF VERO BEACH		4	2	33%	6
PALMS WEST HOSPITAL			6	100%	6
HOLLY HILL HOME INFUSION SERVICE		5	1	17%	6
WIREGRASS MEDICAL CENTER			6	100%	6
WG WINDSOR WOODS SH LLC		6			6
WATAUGA MEDICAL CENTER		4	2	33%	6
UT MEMPHIS UNIVERSITY HEALTH SERVICES			6	100%	6
DR. PHILLIPS MEDICAL WELLNESS CENTER		3	3	50%	6
TRANSPLANT GENOMICS INC (EUROFINS)		6			6
CURATIVE CARE CENTER INC		1	5	83%	6
Kroger 673 - The Little Clinic Dallas		5	1	17%	6
XPRESS URGENT CARE LLC		6			6

COVID-19: testing by laboratory

Data through Mar 5, 2021 verified as of Mar 6, 2021 at 09:25 AM

Data in this report are provisional and subject to change.

The numbers in the table below represent the number of Florida and non-Florida residents for whom test results were received by the Department of Health. A person can be tested by more than one laboratory and can have both positive and negative results. **Therefore, the sum of the numbers in each column will be larger than the total number of people tested.**

Reporting lab	Inconclusive	Negative	Positive	Percent positive	Total
URGENT TEAM - HUNTSVILLE		5	1	17%	6
RANDOLPH DIABETES AND WELLNESS		5	1	17%	6
PRESBYTERIAN HOME		6			6
BOCA VIPEDIATRICS			6	100%	6
GOOD SAMARITAN MEDICAL CENTER			6	100%	6
MINUTECLINIC DIAGNOSTIC OF OHIO #7790		4	2	33%	6
MINUTECLINIC, LLC #1492		6			6
CVS TX4397POCT CYPRESS		6			6
MD NOW MEDICAL CENTER			6	100%	6
MEDEXPRESS URGENT CARE - IRVING		6			6
YAZJI PEDIATRIC CARE LLC DBA TUKA PEDIATRICS			6	100%	6
MINUTE CLINIC DIAGNOSTIC OF PENNSYLVANIA		6			6
OAK HARBOR ASSISTED LIVING FACILITY		4	2	33%	6
THE WINDSOR OF OCALA		2	4	67%	6
MC DIAGNOSTIC OF CONNECTICUT , PC # 3		4	2	33%	6
Contrastate Medical Center		5	1	17%	6
SYNEXUS CLINICAL RESEARCH US INC		2	4	67%	6
GUIDANCE / CARE CENTER, INC		6			6
TIMBER CREEK PEDIATRICS		6			6
AVANTE AT ORMOND BEACH INC			6	100%	6
MINUTECLINIC DIAGNOSTIC OF GEORGIA, LL		5	1	17%	6
WINTER PARK INTERNAL MEDICINE MD PA		5	1	17%	6
FLORIDA WOMAN CARE LABORATORY			6	100%	6
QUICK CARE MED WALK IN AND URGENT CARE			6	100%	6
CVS RI1717POCT 1 CVS DR			5	100%	5
FOUNDCARE, INC			5	100%	5
CARL R DARNALL ARMY MEDICAL CENTER			5	100%	5
LAKE COUNTY DETENTION CENTER		3	2	40%	5
PINECREST PEDIATRICS GROUP LLC			5	100%	5
MINUTECLINIC, DIAGNOSTIC OF TEXAS, LL		4	1	20%	5
Life Care Center of Estero			5	100%	5
UW MEDICINE VIROLOGY LAB			5	100%	5
THE CLINIC OF PEDIATRICS & GI MEDICINE, INC			5	100%	5
INTERNAL MEDICINE & PRIMARY CARE ASSOCIATES, PLC			5	100%	5
RURAL HEALTH CARE INC			5	100%	5
TESTD			5	100%	5
COOPER HOSPITAL/UNIVERSITY MEDICAL		5			5
Kroger 099 - The Little Clinic Fort Collins		5			5
AHF PUBLIC HEALTH LABORATORY			5	100%	5
CVS NV408817POCT LAS VEGAS		1	4	80%	5
KEYSTONE REHABILITATION AND HEALTH CENTER		1	4	80%	5
PANCARE HEALTH - ALTHA PUBLIC			5	100%	5
DOCS URGENT CARE		1	4	80%	5
MCKENZIE-WILLAMETTE MEDICAL CENTER LAB		5			5
INNOVATIVE COVID-DIVERSEY			5	100%	5
DICKSON MEDICAL ASSOCIATES PC PATH LAB		4	1	20%	5
AMERICAN MEDICAL RESPONSE - DENVER		2	3	60%	5

COVID-19: testing by laboratory

Data through Mar 5, 2021 verified as of Mar 6, 2021 at 09:25 AM

Data in this report are provisional and subject to change.

The numbers in the table below represent the number of Florida and non-Florida residents for whom test results were received by the Department of Health. A person can be tested by more than one laboratory and can have both positive and negative results. **Therefore, the sum of the numbers in each column will be larger than the total number of people tested.**

Reporting lab	Inconclusive	Negative	Positive	Percent positive	Total
COMMONS AT ORLANDO LUTHERAN TOWERS SNF			5	100%	5
GENESIS FAMILY PRACTICE		3	2	40%	5
BOONE DRUG & HEALTHCARE AT DEERFIELD			5	100%	5
SIGNATURE URGENT CARE			5	100%	5
UF HEALTH PATHOLOGY LABORATORIES			5	100%	5
ARKANSAS DEPARTMENT OF HEALTH			5	100%	5
ALL CHILDREN'S HOSPITAL DEPT OF GENERAL PEDIATRICS			5	100%	5
JACKSON SOUTH COMMUNITY HOSPITAL LAB			5	100%	5
CELERION			5	100%	5
Kennedy University Hospital		5			5
PHYSICIANS IMMEDIATE CARE ELGIN			5	100%	5
THE UNIVERSITY OF VERMONT MEDICAL CENTER		4	1	20%	5
MANATEE COUNTY JAIL		4	1	20%	5
WEST PACIFIC MEDICAL LABORATORY			5	100%	5
PHYSICIANS URGENT CARE BERRY FARMS		4	1	20%	5
MINUTECLINIC DIAGNOSTIC OF KENTUCKY		5			5
PATIENT FIRST - LEESBURG			5	100%	5
AUGUSTA HEALTH			5	100%	5
COVID RAPID LABS			5	100%	5
JOHN T MACKAY MD			5	100%	5
OHSU MOLECULAR MICROBIOLOGY LAB		4	1	20%	5
CENTREX CLINICAL LABS INC		5			5
GENTLE HANDS MOBILE PHLEBOTOMY			5	100%	5
EGL GENETICS DIAGNOSTICS			5	100%	5
OCCMED SOLUTIONS		2	3	60%	5
BNR PHARMACY INC		5			5
BAPTIST HEALTH - TOWN CENTER			5	100%	5
DAVENPORT PEDIATRICS PA		1	4	80%	5
FLORIDA CLINICAL LABORATORY - BIOREFERENCE LABORATORIES		2	3	60%	5
WESTMINSTER SHORES			5	100%	5
BLUE SPRINGS SURGERY CENTER		5			5
CVS MINUTE CLINIC DIAG OF IND LLC #5206		4	1	20%	5
BIOTECH CLINICAL LABORATORY			5	100%	5
ADVENTHEALTH CAR CENTER APOPKA			5	100%	5
PUTNAM HOSPITAL CENTER LABORATORY		5			5
PEDIATRIC URGENT HEALTH CARE			5	100%	5
MINUTECLINIC DIAGNOSTIC OF TN, PC 6304		3	2	40%	5
PM PEDIATRICS OF SELDEN		3	2	40%	5
Rutgers Health Rwj University Hospital - Laboratory		2	3	60%	5
CLEVELAND CLINIC MARTIN HEALTH NURSING & RESTORATIVE		5			5
SJH			5	100%	5
MIZELL MEMORIAL HOSPITAL			5	100%	5
MINUTECLINIC MINUTECLINIC #921		5			5
WOODHULL MEDICAL AND MENTAL HEALTH CTR		5			5
MINUTE CLINIC DIAGNOSTIC MED GRP		4	1	20%	5
MEDEXPRESS URGENT CARE - BECKLEY CROSS		4	1	20%	5
STUYVESANT URGENT CARE		5			5

COVID-19: testing by laboratory

Data through Mar 5, 2021 verified as of Mar 6, 2021 at 09:25 AM

Data in this report are provisional and subject to change.

The numbers in the table below represent the number of Florida and non-Florida residents for whom test results were received by the Department of Health. A person can be tested by more than one laboratory and can have both positive and negative results. **Therefore, the sum of the numbers in each column will be larger than the total number of people tested.**

Reporting lab	Inconclusive	Negative	Positive	Percent positive	Total
UPMC HEALTH SYSTEM		4	1	20%	5
FLAGLER HEALTH SERVICES INC			5	100%	5
CUMBERLAND HEIGHTS		5			5
NORTH DADE NURSING AND REHABILITATION CENTER			5	100%	5
LAKE MARY HEALTH AND REHABILITATION CENTER		1	4	80%	5
MD NOW MEDICAL CENTER INC			5	100%	5
MEDEXPRESS - COLLINSVILLE BELT LINE		3	2	40%	5
JOE DIMAGGIO CHILDREN'S HOSPITAL		1	4	80%	5
DIAGNOSTECHS		4	1	20%	5
MEDEXPRESS URGENT CARE-MUNCIE		5			5
HAWTHORNE HEALTH AND REHABILITATION			5	100%	5
ST JOHNS BIOMEDICAL LAB		5			5
RIVERVIEW ALF OPERATOR LLC			5	100%	5
PM PEDIATRICS OF BAYSIDE PLLC		5			5
EASTCHESTER PEDIATRIC MEDICAL GROUP		5			5
WAKEMED		1	4	80%	5
WILLIAMSBURGH CHAI CARE		4	1	20%	5
AHC Decatur County		5			5
MINUTECLINIC DIAGNOSTIC OF OHIO #3407		4	1	20%	5
CVS PA233POCT NEWTOWN SQUARE		5			5
SANTOS REHABILITATION CENTER INC			5	100%	5
FINLAY		1	4	80%	5
FLORIDA PRIMARY & SPECIALTY CARE		5			5
ALPHADERA LABS, LLC			5	100%	5
UNIVERSITY OF CHICAGO MEDICAL CENTER LAB			5	100%	5
MINUTE CLINIC DIAGNOSTIC OF NORTH CAROLINA		5			5
FRESENIUS KIDNEY CARE SOUTH ORLANDO			5	100%	5
MEDEXPRESS URGENT CARE-NESHANNOCK TWP		4	1	20%	5
CVS CA9113POCT CHULA VISTA		5			5
ELITE CARE			5	100%	5
LIVING WATERS MEDICAL CENTER			5	100%	5
CVS PA2582POCT SPRINGFIELD		3	2	40%	5
BIRMINGHAM VAMC		2	3	60%	5
MINNESOTA DEPARTMENT OF HEALTH PUBLIC HEALTH LABORATORY DIVISION	1		4	80%	5
NU WAVE MEDICAL CENTER			5	100%	5
TULLAHOMA HMA, LLC		4	1	20%	5
NORTH SHORE HEMATOLOGY-ONCOLOGY ASSOCIATES, PC		5			5
ADVENTHEALTH MEDICAL GROUP PEDIATRIC & ADOLESCENT		4	1	20%	5
SOUTHEAST GEORGIA HEALTH SYSTEM, INC D		5			5
URGENT CARE COASTAL GA			5	100%	5
VA Primary Care Clinic at Meharry		4	1	20%	5
MEDEXPRESS URGENT CARE MORGANTOWN		5			5
NORTHPORT MEDICAL CENTER LAB		5			5
MIAMI CANCER INSTITUTE			5	100%	5
NOVANT HEALTH UVA		2	3	60%	5
CARENOW URGENT CARE - CENTRAL AUSTIN		1	4	80%	5
MEDEXPRESS URGENT CARE PORT HURON		4	1	20%	5

COVID-19: testing by laboratory

Data through Mar 5, 2021 verified as of Mar 6, 2021 at 09:25 AM

Data in this report are provisional and subject to change.

The numbers in the table below represent the number of Florida and non-Florida residents for whom test results were received by the Department of Health. A person can be tested by more than one laboratory and can have both positive and negative results. **Therefore, the sum of the numbers in each column will be larger than the total number of people tested.**

Reporting lab	Inconclusive	Negative	Positive	Percent positive	Total
QUALITY MEDICAL CARE			5	100%	5
MEDEXPRESS URGENT CARE - WEIRTON		5			5
NOVADX		2	3	60%	5
URGENT TEAM - NASHVILLE		5			5
FLORIDA HEALTHCARE OF ORLANDO			5	100%	5
GRAND VILLA OF SARASOTA		4	1	20%	5
SONATA VERO BEACH		5			5
Army Residence Community		5			5
PRINCIPLE LABORATORY		3	2	40%	5
MEDEXPRESS URGENT CARE MURRYSVILLE		3	2	40%	5
HERNANDO PASCO HOSPICE INC		4	1	20%	5
MEDEXPRESS URGENT CARE - GLENDALE		5			5
LAKE NONA PEDIATRICS IN ASSOCIATION WITH NEMOURS		5			5
MINUTECLINIC DIAGNOSTIC OF PENNSYLVANIA, LLD #1545		5			5
RUSH UNIVERSITY MEDICAL CENTER LABORATORY			5	100%	5
BOROPARK URGENT CARE		4	1	20%	5
QUEST DIAGNOSTICS PSC		1	4	80%	5
WEST DADE PEDIATRICS			5	100%	5
CVS SC5479POCT INDIAN LAND		5			5
VEIL VALLEY MEDICAL CENTER			5	100%	5
ABSOLUTE HEALTH		5			5
WILSON PEDIATRICS			5	100%	5
OMNICARE PHARMACY OFTEXAS 1, LP DBA OMNICARE		5			5
PALM GARDEN OF SUN CITY			5	100%	5
FLORIDA DEPARTMENT OF HEALTH - INVERNESS		3	2	40%	5
FLORIDA DEPARTMENT OF HEALTH SEMINOLE COUNTY		1	4	80%	5
RIO PINAR HEALTH CARE			5	100%	5
LPG PEDIATRICS AT CAPE CORAL		5			5
RELIANT IMMUNE DIAGNOSTICS			5	100%	5
UCF STUDENT HEALTH SERVICES LABORATORY		2	3	60%	5
BROWNE MEDICAL LLC		3	2	40%	5
ST BARNABAS HOSPITAL		5			5
CELEBRATION PEDIATRICS PA			5	100%	5
PRECISION LABS LLC		2	3	60%	5
CHAMPLAIN VALLEY PHYSICIANS HOSPITAL		3	2	40%	5
MIAMI MEDICAL CONSULTANT PA			5	100%	5
FLORIDA PRIMARY CARE AND SPORTS MEDICINE INC		2	3	60%	5
MCR HEALTH LAWTON CHILES ADMINISTRATION STE A		1	4	80%	5
SARASOTA MEDICAL CENTER			5	100%	5
CLINICAL CARE ASSOCIATES			5	100%	5
ENT AND ALLERGY ASSOCIATES OF FLORIDA, LLC			5	100%	5
LAKEVIEW HEALTHCARE SYSTEM LLC			5	100%	5
XRL SXF REF LAB		5			5
SUTTER TRACY COMMUNITY HOSPITAL			5	100%	5
TANNER MEDICAL CENTER EAST AL		5			5
ADVANCED URGENT CARE OF MARATHON		1	4	80%	5
GREENVILLE MEMORIAL HOSPITAL LAB			5	100%	5

COVID-19: testing by laboratory

Data through Mar 5, 2021 verified as of Mar 6, 2021 at 09:25 AM

Data in this report are provisional and subject to change.

The numbers in the table below represent the number of Florida and non-Florida residents for whom test results were received by the Department of Health. A person can be tested by more than one laboratory and can have both positive and negative results. **Therefore, the sum of the numbers in each column will be larger than the total number of people tested.**

Reporting lab	Inconclusive	Negative	Positive	Percent positive	Total
WHITE WILSON MEDICAL CENTER - FWB		1	4	80%	5
PEDIATRICS OF ALTAMONTE		5			5
DISCOVERY VILLAGE AT STUART		2	3	60%	5
COLUMBIA MEMORIAL HOSPITAL LABORATORY		5			5
COPELAND MEDICAL CLINIC		3	2	40%	5
OURMED		4	1	20%	5
Walker BaptistMedCtr		4	1	20%	5
INDIAN RIVER PRIMARY CARE PA		5			5
BLUETAIL MEDICAL GROUP, LLC		4	1	20%	5
HELIX KH UC			5	100%	5
CVS HEALTH, #2043		5			5
HENDRY REGIONAL CONVENIENT CARE CENTER			5	100%	5
CVS CT1123POCT SOUTHBURY		5			5
MINUTECLINIC DIAGNOSTIC OF TN PC #442		4	1	20%	5
PEDIATRICS OF CENTRAL FLORIDA – POINCIANA		3	2	40%	5
PIEDMONT HOSPITAL LAB			5	100%	5
SCIENCE CARE			5	100%	5
Enterprise Health and Rehabilitation Center		5			5
FAMILY TREE DNA			5	100%	5
WATERTOWN URGENT CARE PLLC		5			5
WHEELER LABORATORY		4	1	20%	5
MINUTECLINIC, LLC, DBA MINUTECLINIC #2		5			5
HAVEN HOSPICE IN CHIEFLAND			5	100%	5
LABS PLUS LLC		5			5
BROOKDALE NEW PORT RICHEY			5	100%	5
LEVY COUNTY SHERRIF'S DEPT			5	100%	5
Kroger 449 - The Little Clinic Mountain Park		4	1	20%	5
MOUNT SINAI BROOKLYN LABORATORY		4	1	20%	5
LAFAYETTE NURSING AND REHAB			5	100%	5
URGENT MED INC		3	2	40%	5
MINUTECLINIC DIAGNOSTIC MED GRP OF CA		4	1	20%	5
FRANCES WARDE MEDICAL LABORATORY		2	3	60%	5
MID - FLORIDA PATHOLOGY LLC		1	4	80%	5
MEDEXPRESS URGENT CARE - WILLIAMSPORT		4	1	20%	5
CVS TX2263POCT SAN ANTONIO		5			5
CVS OH3476POCT TIPP CITY		5			5
MINUTE CLINIC, LLC #1434		5			5
EAST BANK HOSPITAL - UNIVERSITY OF MINNESOTA MEDICAL CENTER			5	100%	5
LIFEPLUS HEALTHCARE GROUP INC		5			5
MONROE COUNTY FIRE RESCUE		5			5
SOUTH FLORIDA FAMILY HEALTH & RESEARCH CTR			5	100%	5
ALPHA PHARMACY		4	1	20%	5
AEL KNOXVILLE			5	100%	5
NORTHEAST PEDIATRICS			5	100%	5
INFECTION CONTROL/ EMPHEALTH		3	2	40%	5
CONCENTRA URGENT CARE		1	4	80%	5
REDMED OF CROSSTOWN		2	3	60%	5

COVID-19: testing by laboratory

Data through Mar 5, 2021 verified as of Mar 6, 2021 at 09:25 AM

Data in this report are provisional and subject to change.

The numbers in the table below represent the number of Florida and non-Florida residents for whom test results were received by the Department of Health. A person can be tested by more than one laboratory and can have both positive and negative results. **Therefore, the sum of the numbers in each column will be larger than the total number of people tested.**

Reporting lab	Inconclusive	Negative	Positive	Percent positive	Total
DEPARTMENT OF HEALTH AND HUMAN SERVICES LANSING			5	100%	5
ALL CHILDREN'S HOSPITAL		1	4	80%	5
INDIANA STATE DEPARTMENT OF HEALTH LABORATORIES			5	100%	5
CVS GA2147POCT KENNESAW		4	1	20%	5
MEASE CONTINUING CARE		3	2	40%	5
ADVICE FOR OPTIMAL WELLNESS		2	3	60%	5
BAYSHORE LABORATORY		4	1	20%	5
CYPRESS CREEK MEDICAL CENTER			5	100%	5
SELECT PHYSICIANS ALLIANCE PL		5			5
MEDICAL CENTER OF BLOUNTSTOWN			5	100%	5
URGENT CARE OF ERWIN		5			5
GULF COAST VETERANS HCS PANAMA CITY OPC		5			5
CVS TN2179POCT MURFREESBORO		5			5
OHIO DEPARTMENT OF HEALTH			5	100%	5
PREMIER FAMILY HEALTH PA			5	100%	5
FLORIDA HOSPITAL LAKE MARY		5			5
MINUTECLINIC DIAGNOSTIC OF RHODE ISLAN		5			5
GADSDEN COUNTY HEALTH DEPARTMENT			5	100%	5
OPTUMCARE FLORIDA, LLC		3	2	40%	5
FORSYTH HOUSE			5	100%	5
KETTERING HEALTH			5	100%	5
DOMINICAN COLLEGE STUDENT HEALTH CENTE		5			5
NELSON BIOLOGICAL			5	100%	5
CVS NC3319POCT CHARLOTTE		4	1	20%	5
OCHSNER MEDICAL CENTER			5	100%	5
PRINCIPLE HOSPICE SERVICE, LLC			5	100%	5
FHPG FAMILY MEDICAL CENTER OF TAMPA BAY		1	4	80%	5
SEASIDE MANOR			5	100%	5
UNIVERSITY OF MIAMI / SCCC RESEARCH LABORATORY			5	100%	5
TREASURE ISLE LLC		5			5
CVS MA2172POCT NORTH GRAFTON		5			5
TALLAHASSEE MEMORIAL HEALTHCARE			5	100%	5
MINUTECLINIC 7196		4	1	20%	5
ST CHARLES BEND LABORATORY		4	1	20%	5
LABCORP UNSPECIFIED		5			5
REHABILITATION CENTER AT JUPITER GARDENS		5			5
COMPUNET CLINICAL LAB			5	100%	5
APOLLO GARDENS RETIREMENT RESIDENCE CARE		5			5
EXPICARE NURSING AGENCY, INC		5			5
SELECT PHYSICIANS ALLIANCE		5			5
MEDEXPRESS URGENT CARE - YORK		2	3	60%	5
QUINTON MEMORIAL HEALTH CARE CENTER		5			5
BENNETT PEDIATRICS		5			5
JUPITER ISLAND MEDICAL CLINIC INC		5			5
PRECISION DIAGNOSTICS INC - NJ		5			5
HILLSBOROUGH COUNTY HEALTH DEPARTMENT			5	100%	5
SHEEPSHEAD BAY URGENT CARE		5			5

COVID-19: testing by laboratory

Data through Mar 5, 2021 verified as of Mar 6, 2021 at 09:25 AM

Data in this report are provisional and subject to change.

The numbers in the table below represent the number of Florida and non-Florida residents for whom test results were received by the Department of Health. A person can be tested by more than one laboratory and can have both positive and negative results. **Therefore, the sum of the numbers in each column will be larger than the total number of people tested.**

Reporting lab	Inconclusive	Negative	Positive	Percent positive	Total
MINUTE CLINIC LLC # 2033		4	1	20%	5
CAREHERE LCS- EUSTIS			5	100%	5
MINUTECLINIC, LLC #7139		5			5
BEACH HOUSE		5			5
GUTHRIE MEDICAL GROUP LABORATORIES		5			5
MINUTECLINIC, LLC #1431		4	1	20%	5
THE DOCTORS CENTER HEALTHCARE-SOUTHSIDE		1	4	80%	5
LONGWOOD FAMILY MEDICINE		1	4	80%	5
SOUTHERN OCEAN MEDICAL CENTER		5			5
MINUTECLINIC DIAG OF IND LLC #8651		4	1	20%	5
COMMUNITY HEALTH CENTER OF WEST PALM BEACH			4	100%	4
ELDER ALTERNATIVES INC		3	1	25%	4
CVS NY549POCT RIDGEWOOD		2	2	50%	4
FCHC (OB)-DARWIN SQUARE CTR.			4	100%	4
LOUISIANA DEPT. OF HEALTH AND HOSPITALS-INFECTIOUS DISEASE EPI SECTION			4	100%	4
FLORIDA HEALTH CARE PLANS STIRLING CENTER			4	100%	4
ADVENTHEALTH NEW SMYRNA BEACH COMMUNITY HEALTH			4	100%	4
SIGNATURE CARE MONTROSE		2	2	50%	4
CVS PA4077POCT BELLE VERNON		4			4
CVS NV2928POCT LAS VEGAS		4			4
CVS GA2236POCT WOODSTOCK		4			4
REFUGE A HEALING PLACE, THE			4	100%	4
ASCENSION ST VINCENT'S MEDICAL CENTER		3	1	25%	4
MD NOW URGENT CARE - DELRAY WEST			4	100%	4
LATCHER LABORATORY OF A O FOX MEMORIAL		2	2	50%	4
DEPARTMENT OF HEALTH AND HUMAN SERVICES		2	2	50%	4
MEDEXPRESS URGENT CARE - MOUNTAIN HOME		3	1	25%	4
COVENIENT CARE MEDICAL CLINIC			4	100%	4
HEART OF FLORIDA HEALTH CENTER INC		1	3	75%	4
MEDEXPRESS URGENT CARE PLEASANT HILLS		3	1	25%	4
UNION CITY MANOR NURSING CENTER		4			4
FLORENCE - HUNTSVILLE HOSPITAL URGENT CARE		3	1	25%	4
DIAMOND SPEEDWAY DIALYSIS		1	3	75%	4
ALLIANCE PEDIATRICS PA			4	100%	4
VITAL CARE URGENT CARE			4	100%	4
RHEA MEDICAL CENTER		4			4
MINUTECLINIC, LLC #5707		4			4
MINUTECLINIC DIAGNOSTIC OF NORTH CAROLINA PC #7054		3	1	25%	4
CVS NJ2815POCT E BRUNSWICK		3	1	25%	4
ELIZABETH CITY HEALTH & REHABILITATION		4			4
PHYSICIANS IMMEDIATE CARE AURORA			4	100%	4
DTR LABS		3	1	25%	4
LPG COCONUT POINT - FAMILY/ INTERNAL MEDICINE		4			4
JOSEF SCHENKER, MD, PC		4			4
MEDEXPRESS URGENT CARE - SOUTH PARKERSBURG		4			4
WILLIAM A HINTON STATE LABORATORY INSTITUTE		1	3	75%	4
Bon Secours Place		3	1	25%	4

COVID-19: testing by laboratory

Data through Mar 5, 2021 verified as of Mar 6, 2021 at 09:25 AM

Data in this report are provisional and subject to change.

The numbers in the table below represent the number of Florida and non-Florida residents for whom test results were received by the Department of Health. A person can be tested by more than one laboratory and can have both positive and negative results. **Therefore, the sum of the numbers in each column will be larger than the total number of people tested.**

Reporting lab	Inconclusive	Negative	Positive	Percent positive	Total
BETH ISRAEL MEDICAL CENTER LABS		4			4
DERMATOLOGY SPECIALISTS OF FL - DR. JON WARD			4	100%	4
PDL PHARMACY CORP			4	100%	4
PM PEDIATRICS OF SELDEN PLLC		4			4
HARBOUR ISLAND PEDIATRICS LLC			4	100%	4
PELICAN LANDING		1	3	75%	4
LEE PHYSICIAN GROUP COLLEGE POINT		4			4
CAPITAL HEALTH LABORATORY INC			4	100%	4
MEDEXPRESS URGENT CARE - MARKHAM STREE		3	1	25%	4
RELIANT ACUTE CARE			4	100%	4
FHPG_EXP CARE PALM HARBOR			4	100%	4
MEDEXPRESS URGENT CARE - WICHITA, S SENECA ST		2	2	50%	4
FRESENIUS MEDICAL CARE			4	100%	4
COVID TESTING LLC			4	100%	4
CONSOLIDATED LABORATORY SERVICES			4	100%	4
DEPT OF VA MEDICAL CENTER - RICHMOND		3	1	25%	4
CHILDREN'S MEDICAL GROUP		4			4
MASSASHUSETTS STATE LAB INSTITUTE		1	3	75%	4
CVS NJ862POCT MARLBORO		4			4
MONTANA DEPARTMENT OF PUBLIC HEALTH & HUMAN SERVICES			4	100%	4
CVS NC5532POCT SUMMERFIELD		4			4
CFP PHYSICIANS GROUP			4	100%	4
PLAINVIEW PRIMARY CARE		4			4
LPG PRIMARY CARE AT COLONIAL CENTER DRIVE		3	1	25%	4
GENUS DIAGNOSTICS			4	100%	4
TRIDENT BIOMETRICS		3	1	25%	4
WYOMING PUBLIC HEALTH LAB			4	100%	4
MINUTE CLINIC DIAGNOSTIC OF VIRGINIA, LLC #7543		4			4
MINUTECLINIC DIAGNOSTIC OF VIRGINIA, LLC #1656		4			4
CVS NC2771POCT CLAYTON		3	1	25%	4
ManorCare Rehabilitation Center- Decatur		4			4
DISCOVERY VILLAGE AT DEERWOOD			4	100%	4
BIOREFERENCE LABORATORIES			4	100%	4
FLORIDA CANCER SPECIALISTS AND RESEARCH		2	2	50%	4
CVS GA3766POCT DACULA		2	2	50%	4
MINUTECLINIC DIANOSTIC OF VIRGINIA, LL		3	1	25%	4
WINKLER COURT□		3	1	25%	4
CRESTAR LABS		2	2	50%	4
MEDEXPRESS URGENT CARE HUNTINGTON		4			4
MEDICAL CENTER ENTERPRISE			4	100%	4
CVS SC2736POCT MURRELLS INLET		4			4
MEDEXPRESS URGENT CARE-SCOTT TOWNSHIP		3	1	25%	4
COMMUNITY PHYSICIANS OF NORTH PORT PA			4	100%	4
CVS GA7064POCT STOCKBRIDGE		4			4
Grace Rehabilitation of Vero Beach		4			4
STONE CLINICAL LABORATORIES OF FL LLC		4			4
HEALTHY MINORS PEDIATRIC URGENT CARE		4			4

COVID-19: testing by laboratory

Data through Mar 5, 2021 verified as of Mar 6, 2021 at 09:25 AM

Data in this report are provisional and subject to change.

The numbers in the table below represent the number of Florida and non-Florida residents for whom test results were received by the Department of Health. A person can be tested by more than one laboratory and can have both positive and negative results. **Therefore, the sum of the numbers in each column will be larger than the total number of people tested.**

Reporting lab	Inconclusive	Negative	Positive	Percent positive	Total
MARION AND BERNARD L SAMSON NURSING CENTER			4	100%	4
TRUE HEALTH- HOFFNER		3	1	25%	4
FAMILY MEDICAL CLINIC HOMESTEAD, LLC			4	100%	4
CVS OH3458POCT BEAVERCREEK		4			4
MINUTECLINIC DIAGNOSTIC MED GRP OF ORA		3	1	25%	4
MARSHFIELD LABORATORIES			4	100%	4
ST PETE DIRECT PRIMARY CARE		2	2	50%	4
ALVARO J DANGOND MD PA		4			4
Westminster Manor		3	1	25%	4
BENEVA LAKES HEALTHCARE & REHAB CENTER			4	100%	4
LPG PRIMARY CARE AT CAPE CORAL PARKWAY		4			4
MINUTECLINIC DIAGNOSTIC OF KANSAS PA		4			4
Oakwood - North Baldwins Center for Living		4			4
CARE ONE PRIMARY CARE			4	100%	4
CELAL GUROL ERBAY, MD			4	100%	4
TMH PHYSICIAN PARTNERS SOUTHWOOD		1	3	75%	4
FAMILY MEDICINE AT WINTER PARK			4	100%	4
CAREATC, INC.			4	100%	4
MINUTE-CLINIC DIAGNOSTIC OF VIRGINIA,		4			4
MAINE DEPARTMENT OF HEALTH AND HUMAN SERVICES			4	100%	4
NOT GIVEN		1	3	75%	4
MEDEXPRESS URGENT CARE - KOKOMO		4			4
CVS TN7698POCT KNOXVILLE		4			4
CVS MINUTE CLINIC DIAGNOSTIC OF TEXAS		3	1	25%	4
CALIFORNIA DEPARTMENT OF PUBLIC HEALTH			4	100%	4
RIVER CITY MEDICAL ASSOCIATES INC			4	100%	4
BAPTIST HEALTH MEDICAL CENTER			4	100%	4
Kroger 339 - The Little Clinic Highlands - Bardstown Road		4			4
HENDRY/GLADES COUNTY HEALTH DEPARTMENT		3	1	25%	4
WESLEY CHAPEL INTERNAL MEDICINE AND PEDIATRICS			4	100%	4
CVS OH6149POCT UPPER ARLINGTON		2	2	50%	4
CVS TN7289POCT SIGNAL MOUNTAIN		4			4
FISHERMEN'S HOSPITAL			4	100%	4
LEON MEDICAL CENTERS, LLC			4	100%	4
UNIVERSITY OF MIAMI STUDENT HEALTH SERVICE			4	100%	4
CVS PA1671POCT LANCASTER		4			4
EXTENDICARE HEALTH & REHAB CENTER		4			4
BOND & STEELE CLINIC PA D/B/A BOND CLINIC PA		4			4
DIAGNOSTIC & MEDICAL SPECIALISTS OF GREENWICH		2	2	50%	4
MONROE COUNTY DEPT OF PUBLIC HEALTH ST		4			4
MINUTECLINIC OF NEVADA-2955 S FT APACH		4			4
MEDEXPRESS URGENT CARE - MBURG COMMONS		4			4
SunTerrace Health Care Center		3	1	25%	4
FHCP – ORMOND BEACH			4	100%	4
SOUTH FLORIDA RESEARCH ORGANIZATION			4	100%	4
PHYSICIANS QUALITY CARE			4	100%	4
CITY OF TALLAHASSEE		4			4

COVID-19: testing by laboratory

Data through Mar 5, 2021 verified as of Mar 6, 2021 at 09:25 AM

Data in this report are provisional and subject to change.

The numbers in the table below represent the number of Florida and non-Florida residents for whom test results were received by the Department of Health. A person can be tested by more than one laboratory and can have both positive and negative results. **Therefore, the sum of the numbers in each column will be larger than the total number of people tested.**

Reporting lab	Inconclusive	Negative	Positive	Percent positive	Total
OKLAHOMA STATE UNIVERSITY DIAGNOSTIC LAB			4	100%	4
MAILBOX DIAGNOSTICS		2	2	50%	4
CONSULATE HEATH CARE AT WEST ALTAMONTE			4	100%	4
VIDANT MEDICAL CENTER			4	100%	4
NEMOURS CHILDREN'S CLINIC			4	100%	4
ORANGE COUNTY HEALTH DEPARTMENT		2	2	50%	4
ARC POINT LABS OF AUSTIN NORTH			4	100%	4
CVS GA2841POCT LAWRENCEVILLE		4			4
Life Care Center of Citrus County		3	1	25%	4
ADVENTHEALTH MEDICAL GROUP PEDIATRICS		1	3	75%	4
OVEDO CHILDRENS HEALTH CENTER LLC		1	3	75%	4
OMNICARE PHARMACY OF TEXAS 1		4			4
THONOTOSASSA COMMUNITY HEALTH CENTER		1	3	75%	4
Rehabilitation Center of the Palm Beaches		4			4
MINUTECLINIC DIAGNOSTIC OF OHIO #4401		4			4
Calusa Harbour			4	100%	4
GASTROENTEROLOGY ASSOC OF PENSACOLA, PA		2	2	50%	4
MEDEXPRESS URGENT CARE - PRINCETON		4			4
Millennium Nursing & Rehab Center		4			4
ACCESS RECOVERY SOLUTIONS LLC			4	100%	4
CHIEFLAND MEDICAL CENTER			4	100%	4
Metro West Nursing and Rehab			4	100%	4
ASCENDI HOME HEALTH AGENCY INC			4	100%	4
HAMPTON ALF AT 24TH ROAD LLC			4	100%	4
MEDLAB INC		4			4
EXPRESS TESTING-ONE			4	100%	4
PRIMECARE		2	2	50%	4
UF HEALTH PATHOLOGY LABORATORIES			4	100%	4
CVS PA1296POCT DREXEL HILL		3	1	25%	4
BUCKINGHAM PLACE ALF		4			4
PANCARE HEALTH - PONCE DE LEON			4	100%	4
PILGRIM PHARMACY INC		4			4
LIFE CARE HOME HEALTH SERVICES LLC		1	3	75%	4
SOUTH FLORIDA PEDIATRIC PARTNERS			4	100%	4
ROAN DRUG COMPANY LLC		4			4
PARADIGM LABORATORIES			4	100%	4
CENTERPLACE HEALTH, INC			4	100%	4
MEMORIAL HEALTHCARE SYSTEM		1	3	75%	4
PINELLAS POINT NURSING AND REHAB			4	100%	4
CVS MO5655POCT LIBERTY		1	3	75%	4
Mill Valley Care Center		4			4
CVS MA2297677CV BOSTON		4			4
CLINICAL LABORATORIES OF THE BUFFALO		3	1	25%	4
GILCHRIST COUNTY HEALTH DEPT			4	100%	4
CVS TX7821POCT LEAGUE CITY		4			4
NAVAL MEDICAL CENTER SAN DIEGO			4	100%	4
CLINICAL PATHOLOGY LABORATORIES			4	100%	4

COVID-19: testing by laboratory

Data through Mar 5, 2021 verified as of Mar 6, 2021 at 09:25 AM

Data in this report are provisional and subject to change.

The numbers in the table below represent the number of Florida and non-Florida residents for whom test results were received by the Department of Health. A person can be tested by more than one laboratory and can have both positive and negative results. **Therefore, the sum of the numbers in each column will be larger than the total number of people tested.**

Reporting lab	Inconclusive	Negative	Positive	Percent positive	Total
CVS NC2313POCT RALEIGH		3	1	25%	4
SINAI PLAZA NURSING AND REHAB CENTER			4	100%	4
MEDEXPRESS URGENT CARE - TEAYS VALLEY		3	1	25%	4
HUNT CLUB MEDICAL CARE			4	100%	4
BETHPAGE EXTENDED HOURS CENTER		4			4
WALGREENS #07034		4			4
CVS SC2269POCT COLUMBIA		3	1	25%	4
IMIC INC RESEARCH			4	100%	4
STEUBEN COUNTY PUBLIC HEALTH		4			4
GUTHRIE MEDICAL GROUP - CORNING		3	1	25%	4
ADVANCED PEDIATRICS OF BOCA LLC			4	100%	4
PANCARE HEALTH YOUNGSTOWN			4	100%	4
MINUTE CLINIC OF KANSAS PA		1	3	75%	4
CVS TX7162POCT HOUSTON		4			4
CVS TN4624POCT KNOXVILLE		3	1	25%	4
FAMILY MEDICINE AT WATERMAN		4			4
BARTON MEMORIAL HOSPITAL		3	1	25%	4
MINUTECLINIC DIAGNOSTIC OF SC, LLC #4		4			4
URGENT CARE - OCONEE		2	2	50%	4
WINCHESTER MEDICAL CENTER			4	100%	4
CVS MA394POCT SEEKONK		4			4
MINUTECLINIC DIAGNOSTIC MED GRP OF SAN		3	1	25%	4
CVS IL8747POCT CHICAGO		4			4
DEVEREUX FLORIDA CHILDRENS CENTER			4	100%	4
WALGREENS #10972	1	3			4
CVS IL8751POCT CHICAGO		4			4
APOPKA FAMILY HEALTH CENTER		3	1	25%	4
Crowne Health Care of Montgomery		4			4
FLORIDA HEART AND VASCULAR			4	100%	4
SOUTHEASTERN REGIONAL MEDICAL CENTER			4	100%	4
CVS MD2956POCT NEW MARKET		3	1	25%	4
GENEVA GENERAL HOSPITAL LABORATORY		3	1	25%	4
IVY ROSEN MD PLLC		4			4
MEDEXPRESS URGENT CARE - TULSA, S YALE AVE		4			4
CAREWELL 202			4	100%	4
JFK INTERNAL MEDICINE FACULTY PRACTICE		2	2	50%	4
Heartland of Boynton Beach			4	100%	4
SARAH LAWRENCE COLLEGE HEALTH SERVICES		4			4
ARCPPOINT LABS OF FORT LAUDERDALE, FL CENTRAL		1	3	75%	4
CVS MINUTE CLINIC DIAGNOSTIC OF KANSAS, PA		4			4
MEDEXPRESS - NEW CASTLE, DUPONT HWY		4			4
CULLMAN REGIONAL URGENT CARE		3	1	25%	4
ManorCare Health Services Camp Hill		4			4
HARBORCHASE OF VILLAGES CROSSING			4	100%	4
DEPARTMENT OF HEALTH/ NEW YORK			4	100%	4
CAPTAIN JAMES A. LOVELL FEDERAL HEALTHCARE CENTER			4	100%	4
MINUTECLINIC DIAGNOSTIC OF PENNSYLVAN		3	1	25%	4

COVID-19: testing by laboratory

Data through Mar 5, 2021 verified as of Mar 6, 2021 at 09:25 AM

Data in this report are provisional and subject to change.

The numbers in the table below represent the number of Florida and non-Florida residents for whom test results were received by the Department of Health. A person can be tested by more than one laboratory and can have both positive and negative results. **Therefore, the sum of the numbers in each column will be larger than the total number of people tested.**

Reporting lab	Inconclusive	Negative	Positive	Percent positive	Total
OHIO CVS STORES		3	1	25%	4
CVS OH3080POCT HUBER HEIGHTS		4			4
SOUTHWESTERN REGIONAL MEDICAL CENTER - TULSA		4			4
CLINICAL ASSOCIATES OF ORLANDO LLC		4			4
ADVENT HEALTH - TUSKAWILLA		4			4
MEDEXPRESS URGENT CARE - SOMERSET TOWNSHIP		4			4
INDUSTRY LAB DIAGNOSTIC PARTNERS			4	100%	4
SANFORD SOUTH UNIVERSITY		4			4
AHC of Mckenzie		4			4
MERCY URGENT CARE			4	100%	4
UNIVERISTY OF MIAMI			4	100%	4
EPI			4	100%	4
L3HARRIS FAMILY MEDICAL CENTER			4	100%	4
BIOTEST PLASMA CENTER		4			4
CVS OH2342POCT WEST CHESTER		3	1	25%	4
DASCENA LABORATORY			4	100%	4
CVS MD1515POCT LEONARDTOWN		3	1	25%	4
PEACEHEALTH LABORATORIES		3	1	25%	4
REHABILITATION CENTER OF WINTER PARK,THE			4	100%	4
MEMORIAL HEALTH CARE SYSTEMS			4	100%	4
FIFTH AVENUE PEDIATRICS		3	1	25%	4
THE RETREAT AT PORT ORANGE			4	100%	4
CAREWELL URGENT CARE			4	100%	4
POWERS PEDIATRICS			4	100%	4
BAYLOR ESOTERIC AND MOLECULAR LAB			4	100%	4
CVS TX10016POCT PRINCETON		4			4
RML PHARMACY PC		4			4
AURORA BAYCARE UROLOGY			4	100%	4
AFFINITY URGENT CARE			4	100%	4
MINUTE CLINIC, LLC #4650		4			4
MEDEXPRESS URGENT CARE - HOLLINS		4			4
CVS OH3393POCT AURORA		3	1	25%	4
CVS OH3301POCT WOODMERE		4			4
Park Ridge Nursing Center		3	1	25%	4
DEACONESS HOSPITAL			4	100%	4
MINUTECLINIC DIAG OF IND, LLC #6910		4			4
CORIZON HEALTH INC			4	100%	4
MINUTECLINIC DIAGNOSTIC OF OHIO #2964		4			4
MINUTECLINIC, LLC #1452		4			4
SIGNATURE CARE EMERGENCY CENTER		2	2	50%	4
MEDICINE SHOPPE #1306 THE		3	1	25%	4
MEDEXPRESS URGENT CARE- FORT WORTH N T		4			4
EMORY UNIVERSITY HOSPITAL		1	3	75%	4
CELEBRATION PEDIATRICS			4	100%	4
PORT ORANGE NURSING & REHAB			4	100%	4
LAKE FOREST PARK OP CO LLC		4			4
TARPON SPRINGS PEDIATRICS, LLC			4	100%	4

COVID-19: testing by laboratory

Data through Mar 5, 2021 verified as of Mar 6, 2021 at 09:25 AM

Data in this report are provisional and subject to change.

The numbers in the table below represent the number of Florida and non-Florida residents for whom test results were received by the Department of Health. A person can be tested by more than one laboratory and can have both positive and negative results. **Therefore, the sum of the numbers in each column will be larger than the total number of people tested.**

Reporting lab	Inconclusive	Negative	Positive	Percent positive	Total
CVS CA9715POCT THOUSAND OAKS		4			4
TREASURE COAST URGENT & FAMILY CARE			4	100%	4
MINUTECLINIC DIAG OF IND LLC #1138		3	1	25%	4
HEALTHCARE NETWORK OF SOUTHWEST FLORIDA			4	100%	4
PRL NYC PANDEMIC RESPONSE LAB			4	100%	4
Health Care Center of Jacksonville			4	100%	4
SHARP MEMORIAL HOSPITAL MICROBIOLOGY DEPT			4	100%	4
INFINITI LABS INC			4	100%	4
MINUTECLINIC DIAGNOSTIC OF TN PC #240		4			4
INTRACOASTAL LABS INC		4			4
Kroger 125 - The Little Clinic Castle Rock		3	1	25%	4
MEDEXPRESS - NEWARK		4			4
MD ANDERSON			4	100%	4
LIFEHOPE LABS			4	100%	4
MEDFIRST URGENT CARE			4	100%	4
REGIONAL MEDICAL LAB			4	100%	4
THE LITTLE CLINIC			4	100%	4
MEDEXPRESS URGENT CARE-PASADENA		4			4
SONIC REFERENCE LABORATORY			4	100%	4
MINUTE CLINIC DIAGNOSTIC OF VIRGINIA, LLC #1905		4			4
MIAMI COMMUNITY HEALTH CENTER INC		1	3	75%	4
THE OASIS ALF		4			4
MEDEXPRESS URGENT CARE LAVALE		4			4
ADVANCED URGENT CARE LLC		1	3	75%	4
CVS TX8387POCT AUSTIN		4			4
ELITE MEDICAL CENTER			4	100%	4
LPG PRIMARY CARE AT MATTHEW DRIVE		4			4
MINUTECLINIC DIAGNOSTIC OF WISCONSIN, LLC		4			4
CENTRAL JERSEY URGENT CARE OF EATONTOW		4			4
CULLMAN REGIONAL MEDICAL CENTER		3	1	25%	4
MINUTE CLINIC #8979		4			4
CAPE COD HOSPITAL			4	100%	4
FLORIDA HOSPITAL ALTAMONTE		2	2	50%	4
CVS NV9841POCT RENO		2	2	50%	4
MEDEXPRESS URGENT CARE SHADYSIDE		3	1	25%	4
FLORIDA MEDICAL ASSOCIATES LLC			4	100%	4
ENCOMPASS HOME HEALTH		4			4
CVS HEALTH, #1994		3	1	25%	4
INVERNESS FAMILY CARE HIGH RISK PLLC			4	100%	4
CVS NJ836POCT RUNNEMEDE		4			4
Kroger 124 - The Little Clinic University		3	1	25%	4
NORTH OKALOOSA CLINIC CORP		1	3	75%	4
UNC HOSPITAL/MCLENDON CLINICAL LABORATORIES			4	100%	4
GRAND VILLA OF LAKELAND		4			4
CVS CT718POCT ANSONIA		4			4
CARENOW URGENT CARE - WINTER SPRINGS		3	1	25%	4
MEDEXPRESS URGENT CARE, FAIRMONT		4			4

COVID-19: testing by laboratory

Data through Mar 5, 2021 verified as of Mar 6, 2021 at 09:25 AM

Data in this report are provisional and subject to change.

The numbers in the table below represent the number of Florida and non-Florida residents for whom test results were received by the Department of Health. A person can be tested by more than one laboratory and can have both positive and negative results. **Therefore, the sum of the numbers in each column will be larger than the total number of people tested.**

Reporting lab	Inconclusive	Negative	Positive	Percent positive	Total
SOUTHLAND SUITES OF LAKE LAND			4	100%	4
Kroger 959 - The Little Clinic Carmel		4			4
KENTUCKY CABINET FOR HEALTH AND FAMILY SERVICES			4	100%	4
Kroger 752 - The Little Clinic Central Station		3	1	25%	4
COMPREHENSIVE CLINICAL RESEARCH, LLC			4	100%	4
CVS PA813POCT RICHBORO		4			4
MINUTECLINIC DIAG OF IND, LLC #10190		4			4
PRINCETON BMC LABORATORY		4			4
UNIVERSITY OF WASHINGTON MEDICAL CENTER (UWMC) EMERGENCY DEPT.			4	100%	4
SUMNER REGIONAL MEDICAL CENTER		3	1	25%	4
MEDEXPRESS URGENT CARE - LOGAN		4			4
DEPARTMENT OF PATHOLOGY ROME MEMORIAL		3	1	25%	4
CVS CA8850POCT HUNTINGTON BEACH		3	1	25%	4
MORGAN STANLEY HEALTH CENTER		4			4
REELFOOT FAMILY WALK IN CLINIC		3	1	25%	4
INTERMARKET FACILITY			4	100%	4
IMMUNOGENOMICS LLC		1	3	75%	4
ACCENT PHYSICIAN SPECIALISTS PA		4			4
WOMEN'S CARE FLORIDA, LLC		4			4
AIREVAC INTERNATIONAL		4			4
MEDEXPRESS URGENT CARE - SUMMERSVILLE, WEBSTER RD		4			4
MINUTECLINIC DIAGNOSTIC OF VIRGINIA, LLC #1416		4			4
MINUTECLINIC DIAG OF IND, LLC #6472		4			4
State Lab Unspecifd			4	100%	4
DYNACARE LABORATORIES			4	100%	4
CVS MO8556POCT KANSAS CITY		4			4
GUIDEWELL EMERGENCY MEDICINE DOCTORS LLC #33			4	100%	4
HOME DOCS		2	2	50%	4
PALM BEACH CANCER INSTITUTE			4	100%	4
USCG SECTOR ST PETE		1	3	75%	4
MINUTECLINIC DIAG OF IND LLC #1367		4			4
ST. MARY'S HOSPITAL			4	100%	4
MEDEXPRESS URGENT CARE - FREDERICK		4			4
BEECHTREE MOLECULAR LAB LLC			4	100%	4
NEULIFE NEUROLOGICAL SERVICES LLC			4	100%	4
BELLIN HEALTH LAB		1	3	75%	4
NORTH SHORE HOSP. INFECTION CONTROL			3	100%	3
ST LUCIE COUNTY HEALTH DEPARTMENT		2	1	33%	3
SUN TERRACE HEALTH CARE CENTER			3	100%	3
FLORIDA MEDICAL CLINIC -INTERNAL MED DADE CITY			3	100%	3
WELLSTAR KENNESTONE HOSPITAL			3	100%	3
Robert Wood Johnson University Hospital		2	1	33%	3
HOUSE CALLS PROFESSIONAL LLC			3	100%	3
MINNEOLA PLACE A HOMEBRIDGE COMMUNITY		3			3
COMMUNITY MEDICAL CENTER			3	100%	3
APEX CLINICAL LABORATORIES INC		3			3
WINDER NURSING INC DBA WINDER HEALTH CARE		3			3

COVID-19: testing by laboratory

Data through Mar 5, 2021 verified as of Mar 6, 2021 at 09:25 AM

Data in this report are provisional and subject to change.

The numbers in the table below represent the number of Florida and non-Florida residents for whom test results were received by the Department of Health. A person can be tested by more than one laboratory and can have both positive and negative results. **Therefore, the sum of the numbers in each column will be larger than the total number of people tested.**

Reporting lab	Inconclusive	Negative	Positive	Percent positive	Total
MD ANDERSON CANCER CENTER DI BAY AREA			3	100%	3
MEDEXPRESS - WILMINGTON CONCORD PIKE		2	1	33%	3
HAVEN CUSTEAD CARE CENTER			3	100%	3
MEADOWS AT CYPRESS GARDENS, THE		3			3
SEMINOLE FAMILY HEALTH CENTER		3			3
MINUTECLINIC DIAGNOSTIC OF MICHIGAN, P		3			3
CVS SC1540POCT MYRTLE BEACH		2	1	33%	3
MINUTECLINIC LLC #5176			3	100%	3
WHITE EARTH IHS MAIN LAB		3			3
CVS TX5877POCT PEARLAND		3			3
CVS IL4778POCT EVANSTON		3			3
MUNSON MEDICAL CENTER			3	100%	3
SOUTH LAKE FAMILY HEALTH CENTER			3	100%	3
BAPTIST HOSPITAL NURSING/PATIENT CARE			3	100%	3
VELOCITY CARE			3	100%	3
THOMAS LANGLEY			3	100%	3
TRUSTBRIDGE			3	100%	3
SOLERA SPECIALTY PHARMACY LLC		2	1	33%	3
HOPE HEALTH CARE, LLC		3			3
CENTURY LINK SPORTS COMPLEX			3	100%	3
Kroger 522 - The Little Clinic Gahanna		2	1	33%	3
LEESBURG REGIONAL MEDICAL CENTER URGENT CARE			3	100%	3
EXETER HOSPITAL		3			3
TAMPA		1	2	67%	3
BROOKDALE SENIOR LIVING			3	100%	3
IOWA DEPARTMENT OF PUBLIC HEALTH			3	100%	3
Medilodge of Montrose		3			3
SOFTCELL L-FORM LABORATORIES, LLC			3	100%	3
LEXINGTON MEDICAL CENTER		1	2	67%	3
Kroger 093 - The Little Clinic Stapleton		2	1	33%	3
URGENT CARE OF THE SMOKIES			3	100%	3
CVS IL8753POCT CHICAGO		3			3
COMMUNICABLE DISEASE CONTROL/PUBLIC HEALTH EMERGENCY PREPAREDNESS			3	100%	3
SIGNATURE CARE PFLUGERVILLE			3	100%	3
LAURELLWOOD NURSING CENTER		1	2	67%	3
FLORIDA LABORATORY ANALYSIS, LLC			3	100%	3
ADVANCED HEART CARE OF SOUTH FLORIDA		3			3
BROOME COUNTY HEALTH DEPARTMENT		2	1	33%	3
ROANE MEDICAL CENTER		2	1	33%	3
Magnolia Health and Rehab Center			3	100%	3
HALIFAX HEALTH CARE FOR WOMEN		3			3
MINUTECLINIC DIAGNOSTIC OF VIRGINIA, LLC		3			3
NEMOURS CHILDRENS PRIMARY CARE MAITLAND			3	100%	3
Village on the Green			3	100%	3
PATIENT FIRST - ALLENTOWN			3	100%	3
SENTARA NORFOLK GENERAL HOSPITAL CENTRAL LAB			3	100%	3
INTERNAL MEDICINE & PEDIATRICS WELLNESS CENTER			3	100%	3

COVID-19: testing by laboratory

Data through Mar 5, 2021 verified as of Mar 6, 2021 at 09:25 AM

Data in this report are provisional and subject to change.

The numbers in the table below represent the number of Florida and non-Florida residents for whom test results were received by the Department of Health. A person can be tested by more than one laboratory and can have both positive and negative results. **Therefore, the sum of the numbers in each column will be larger than the total number of people tested.**

Reporting lab	Inconclusive	Negative	Positive	Percent positive	Total
CVS MD4371POCT OCEAN CITY		3			3
BRADENTON PHYSICIAN MEDICAL CENTER			3	100%	3
MINUTECLINIC DIAG OF IND, LLC #6648		2	1	33%	3
CORTLAND REGIONAL MEDICAL CENTER		3			3
ADVANCED MEDICAL RESEARCH CENTER LLC			3	100%	3
BETTERMED URGENT CARE			3	100%	3
MALABAR FAMILY PRACTICE		1	2	67%	3
CVS NC7548POCT FUQUAY VARINA		2	1	33%	3
MINUTECLINIC DIAGNOSTIC OF NORTH CARO		3			3
LIVINGSTON COUNTY DEPT OF HEALTH REPRO			3	100%	3
BRENTWOOD SENIOR LIVING AT ST PETE			3	100%	3
NC STATE LABORATORY OF PUBLIC HEALTH		3			3
CVS M08555POCT KANSAS CITY		3			3
UNITY HEALTH AND REHABILITATION CENTER			3	100%	3
ANN STORCK CENTER INC		3			3
DOCTORS HOSPITAL RENAISSANCE			3	100%	3
ADVENTHEALTH SEBRING- INFECTION CONTROL DEPARTMENT			3	100%	3
Kroger 635 - The Little Clinic Dacula		3			3
MOULTRIE CREEK NURSING AND REHAB			3	100%	3
Westside Terrace		3			3
MONTEFIORE MEDICAL CENTER LABS MONTEFIORE		2	1	33%	3
ST JOSEPH'S HOSPITAL NORTH LABORATORY			3	100%	3
ADVENT HEALTH - CENTRAL PASCO ER			3	100%	3
FLORIDA MENTOR-POINT WEST CLUSTER		3			3
MEDEXPRESS URGENT CARE - RICHMOND, W BROAD ST		3			3
ST. PETERSBURG PEDIATRICS- 38TH AVENUE			3	100%	3
AKRON GENERAL MEDICAL CENTER MAIN		3			3
HELIX MEDICAL CENTERS		1	2	67%	3
SHANDS AT LAKE SHORE LAB		1	2	67%	3
MEDEXPRESS URGENT CARE-HERSHEY		2	1	33%	3
NORTHERN LIGHT LABORATORY		1	2	67%	3
SANFORD MOBILE LAB			3	100%	3
HOMELAND CENTER		3			3
CROSSVILLE MEDICAL GROUP		1	2	67%	3
PREMIER PEDIATRICS			3	100%	3
UNIVERSITY OF KANSAS MEDICAL CENTER			3	100%	3
SOFTLAB			3	100%	3
MONROE URGENT CARE		2	1	33%	3
QUALITY LABORATORY SERVICE		2	1	33%	3
MINUTECLINIC, LLC #05814		3			3
PROMPT CARE OF CENTRAL FLORIDA LLC			3	100%	3
QUATRACOR PLLC		3			3
LEVY COUNTY DEPT. OF PUBLIC SAFETY		1	2	67%	3
CVS IN6713POCT BLOOMINGTON		3			3
MEDFUSION		2	1	33%	3
Fort Gaines Health and Rehab		3			3
GO PATH LABORATORIES			3	100%	3

COVID-19: testing by laboratory

Data through Mar 5, 2021 verified as of Mar 6, 2021 at 09:25 AM

Data in this report are provisional and subject to change.

The numbers in the table below represent the number of Florida and non-Florida residents for whom test results were received by the Department of Health. A person can be tested by more than one laboratory and can have both positive and negative results. **Therefore, the sum of the numbers in each column will be larger than the total number of people tested.**

Reporting lab	Inconclusive	Negative	Positive	Percent positive	Total
CVS TX10140POCT THE WOODLANDS		3			3
MANATEE URGENT CARE LLC			3	100%	3
GYN PATH SERVICES			3	100%	3
VILLAGES HEALTH, THE		3			3
PARADISE VILLA ALF INCORPORATED		3			3
JS HEALTHCARE		2	1	33%	3
FIRST CARE - MIDDLESBORO			3	100%	3
HELIX LW UC		1	2	67%	3
MEDEXPRESS URGENT CARE - WALDORF, CRAIN HWY		3			3
AVANTE INVERNESS		1	2	67%	3
HARBOUR'S EDGE		2	1	33%	3
GARCIA MORALES NELSON			3	100%	3
WINDSOR AT OCALA		2	1	33%	3
STEAMBOAT EMERGENCY CENTER			3	100%	3
DOCTOR 4 U CLINIC		1	2	67%	3
BARONESS ERLANGER HOSPITAL		3			3
CITY OF SANFORD EMPLOYEE HEALTH AND		3			3
IVY CREEK URGENT CARE OF ENTERPRISE			3	100%	3
LOYOLA UNIVERSITY MEDICAL CENTER LABORATORY			3	100%	3
NOVANT HEALTH PRESBYTERIAN		2	1	33%	3
VIRGINIA DEPARTMENT OF HEALTH DIVISION OF			3	100%	3
MINUTE-CLINIC DIAGNOSTIC OF VIRGINIA, LLC		3			3
NEWSTAR MEDICAL LABORATORIES		3			3
JOHNNIE RUTH CLARKE LAB			3	100%	3
WEXFORD HEALTH SOURCES INC		3			3
MPG JACKSONVILLE ATLANTIC BLVD		1	2	67%	3
CVS PA1379POCT LANSDALE		3			3
LEGACY ER AND URGENT CARE			3	100%	3
SSM HEALTH ST LOUIS MICROBIOLOGY LABORATORY		1	2	67%	3
CVS TN7144POCT BARTLETT		3			3
SURETOX LABORATORY LLC		2	1	33%	3
CVS PA1657POCT YORK		2	1	33%	3
MARION COUNTY FIRE RESCUE		3			3
Kroger 186 - The Little Clinic Holiday Manor		2	1	33%	3
CANOPY PEDIATRICS		3			3
ADVANCED URGENT CARE CENTER OF THE UPPER KEYS		1	2	67%	3
JOSEPH SCHENKER MD PC		3			3
MINUTECLINIC DIAGNOSTIC OF OHIO #6147		2	1	33%	3
MINUTE CLINIC LLC #6765		3			3
CLEARWATER		2	1	33%	3
TIFTON CARECONNECT URGENT CARE			3	100%	3
MEDEXPRESS URGENT CARE - NORTH LITTLE		2	1	33%	3
Kroger 758 - The Little Clinic Providence		3			3
TAMPA INTERNATIONAL AIRPORT			3	100%	3
BROOKDALE LAKE MARY			3	100%	3
2412 LEBANON PIKE		2	1	33%	3
SKIPPACK MEDICAL LAB			3	100%	3

COVID-19: testing by laboratory

Data through Mar 5, 2021 verified as of Mar 6, 2021 at 09:25 AM

Data in this report are provisional and subject to change.

The numbers in the table below represent the number of Florida and non-Florida residents for whom test results were received by the Department of Health. A person can be tested by more than one laboratory and can have both positive and negative results. **Therefore, the sum of the numbers in each column will be larger than the total number of people tested.**

Reporting lab	Inconclusive	Negative	Positive	Percent positive	Total
OHIO DEPARTMENT OF HEALTH LABORATORY		2	1	33%	3
BOLING, STEPHANIE		3			3
INSPIRA MEDICAL CENTER VINELAND LAB		2	1	33%	3
LAKESIDE HOSPITAL BELLE GLADE			3	100%	3
FLAGLER FAMILY MEDICINE PA			3	100%	3
ORLANDO REGIONAL HEALTH SERVICES		1	2	67%	3
PREMIER FAMILY AND SPORTS MEDICINE		2	1	33%	3
URGENT DOC - URGENT CARE CLINIC			3	100%	3
ST VINCENTS AMBULATORY CARE INC		1	2	67%	3
HCR ManorCare Greentree		3			3
LEE MEMORIAL HOSPITAL BLOOD GAS LAB			3	100%	3
Kroger 571 - The Little Clinic Hendersonville		1	2	67%	3
NORTHWEST FLORIDA CLINICAL LAB		1	2	67%	3
CUMBERLAND MEDICAL CENTER INC		3			3
GONZALEZ MD AND ASWAD MD HEALTH SERVICES			3	100%	3
COOPER UNIVERSITY HOSPITAL LABORATORY		2	1	33%	3
CVS M04850POCT SPRINGFIELD		3			3
STRINGFELLOW MEMORIAL HOSPITAL		3			3
SCRIPPS CLINIC MEDICAL			3	100%	3
MEDICAL UNIVERSITY SC HOSPITAL			3	100%	3
UNIVERSITY OF MICHIGAN		2	1	33%	3
BLACK STALLION WALK IN AND EXERCISE CLINICS LLC		1	2	67%	3
NORTH CAROLINA DEPT OF HEALTH & HUMAN SRVCS STATE LAB OF PUBLIC HEALTH			3	100%	3
ALLIED PHYSICIANS GROUP PLLC		3			3
NORTH DAKOTA DEPT OF HEALTH MICROBIOLOGY		1	2	67%	3
CTRS			3	100%	3
TMH PHYSICIAN PARTNERS BLOUNTSTOWN			3	100%	3
LITTLE SPURS PEDIATRIC URGENT CARE		1	2	67%	3
NORTH NAPLES HOSPITAL RESPIRATORY THERAPY DEPARTMENT			3	100%	3
RUSSELL SAGE COLLEGE WELLNESS CENTER		3			3
WALGREENS #07502		3			3
CVS NJ715POCT WAYNE		3			3
ASPEN VALLEY HOSPITAL			3	100%	3
MEDICAL CENTER OF THE ROCKIES			3	100%	3
GAINESVILLE PEDIATRIC ASSOCIATES			3	100%	3
AUSTIN PUBLIC HEALTH			3	100%	3
MEDEXPRESS URGENT CARE, CHAMBERSBURG		2	1	33%	3
CGH MEDICAL CENTER			3	100%	3
MINUTECLINIC, LLC (CLINIC 10928)		3			3
MEDEXPRESS URGENT CARE, BELLE VERNON		3			3
GENDERXPRESS/PICTURE ME PERFECT IMAGING			3	100%	3
HEALTHQUEST, INC		2	1	33%	3
FHPG TAMPA PRIMARY CARE			3	100%	3
CVS NJ837POCT MARLTON		3			3
CVS IN3975POCT JEFFERSONVILLE		2	1	33%	3
MEDEXPRESS-HOUSTON EAST FWY		1	2	67%	3
SISD EMPLOYEE HEALTH CLINIC			3	100%	3

COVID-19: testing by laboratory

Data through Mar 5, 2021 verified as of Mar 6, 2021 at 09:25 AM

Data in this report are provisional and subject to change.

The numbers in the table below represent the number of Florida and non-Florida residents for whom test results were received by the Department of Health. A person can be tested by more than one laboratory and can have both positive and negative results. **Therefore, the sum of the numbers in each column will be larger than the total number of people tested.**

Reporting lab	Inconclusive	Negative	Positive	Percent positive	Total
NONA PEDIATRIC CENTER			3	100%	3
UNIVERISTY OF MEMPHIS ATHLETIC TRAINI		3			3
COASTAL SKIN SURGERY AND DERMATOLOGY PL		3			3
MURFREESBORO MEDICAL CLINIC		3			3
SUNSHINE STATE DIALYSIS			3	100%	3
SARASOTA PERSONAL MEDICINE		2	1	33%	3
ADVENT HEALTH MEDICAL GROUP FAMILY MEDICINE			3	100%	3
CVS NC3853POCT BURLINGTON		3			3
Broadview Multi-Care Center		3			3
ADRIANA M CASTRO MD PA		3			3
CVS IN6757POCT COLUMBUS		3			3
NEMOURS CHILDRENS PRIMARY CARE HORIZON WEST			3	100%	3
YATES COUNTY PUBLIC HEALTH		3			3
NYC PUBLIC HEALTH LABS			3	100%	3
MENORAH MANOR			3	100%	3
Gulfport Rehabilitation Center			3	100%	3
SAVANNAH COVE		3			3
DEPARTMENT OF HEALTH AND HUMAN SERVICES DIVISION OF BEHAVIORAL HEALTH		1	2	67%	3
MEDEXPRESS URGENT CARE - WILKES BARRE		2	1	33%	3
CVS PA5241POCT CHALFONT		3			3
SCHIFF CENTER FOR LIVER DISEASES		1	2	67%	3
HEARTLAND - CHARLESTON OF HANAHAN SC,		3			3
MEDEXPRESS URGENT CARE-CLOQUET		3			3
COVID PROCESSING SITE			3	100%	3
ST. LUKE'S HOSPITAL - BETHLEHEM CAMPUS		1	2	67%	3
US SPECIALTY LABS			3	100%	3
Greystone Health Care Center		3			3
BEEBE MEDICAL CENTER LABORATORY		3			3
DELAWARE PUBLIC HEALTH LABORATORY		1	2	67%	3
NASSAU UNIVERSITY MEDICAL CENTER DEPT		2	1	33%	3
IMMERSION RESIDENTIAL LLC			3	100%	3
CVS IN5696POCT FORT WAYNE		3			3
CLARA MAASS TRANSITIONAL CARE UNIT		3			3
HOUSTON METHODIST HOSPITAL			3	100%	3
RICHMOND CITY DEPARTMENT OF PUBLIC HEALTH			3	100%	3
CVS IN7653POCT EVANSVILLE		2	1	33%	3
24TH WEAPONS OF MASS DESTRUCTION - CIVIL SUPPORT		3			3
DACH MAIN LAB			3	100%	3
AMI ST FRANCIS HOSPITAL LABORATORY		2	1	33%	3
CARENOW-LEBANON		1	2	67%	3
CENTRAL JERSEY URGENT CARE		3			3
BAPTIST PRIMARY CARE, INC.		2	1	33%	3
CVS SC5550POCT CLOVER		2	1	33%	3
Gracemore Nursing and Rehab		3			3
ERIE COUNTY PUBLIC HEALTH CLINICAL		3			3
AZALEALAND NURSING HOME		3			3
COVANCE CLS			3	100%	3

COVID-19: testing by laboratory

Data through Mar 5, 2021 verified as of Mar 6, 2021 at 09:25 AM

Data in this report are provisional and subject to change.

The numbers in the table below represent the number of Florida and non-Florida residents for whom test results were received by the Department of Health. A person can be tested by more than one laboratory and can have both positive and negative results. **Therefore, the sum of the numbers in each column will be larger than the total number of people tested.**

Reporting lab	Inconclusive	Negative	Positive	Percent positive	Total
CALLE OCHO DIALYSIS			3	100%	3
MID FLORIDA CLINICAL LABORATORY		2	1	33%	3
PINELLAS PARK HEALTH CENTER - PINELLAS CHD		1	2	67%	3
LEE CONVENIENT CARE AT SUMMERLIN			3	100%	3
QUEST DIAGNOSTICS CLINICAL LABORATORIES INC		2	1	33%	3
CROSSROADS URGENT CARE PLLC		3			3
MEDEXPRESS URGENT CARE - LITTLE ROCK		2	1	33%	3
ORCHID COVE DAYTONA			3	100%	3
ADVICE FOR OPTIMAL WELLNESS, INC			3	100%	3
HEPATOLOGY DIAGNOSTIC LAB			3	100%	3
FLORIDA HOSPITAL PHYSICIANS GROUP		1	2	67%	3
GREENTREE MEDICAL CENTER			3	100%	3
Bethany Health and Rehab		3			3
CVS IN6605POCT INDIANAPOLIS		2	1	33%	3
MEDEXPRESS URGENT CARE NORWIN		3			3
FLORIDA GASTROENTEROLOGY ASSOCIATES PA		3			3
MICHIGAN HEALTH CLINIC LABORATORIES		2	1	33%	3
HIALEAH SHORES NURSING AND		2	1	33%	3
LUVERNE HEALTH AND REHABILITATION		3			3
KISSIMMEE URGENT CARE		3			3
PROGRESS PHARMACY INC			3	100%	3
SUPER HEALTH PHARMACY LLC		3			3
CVS PA2687POCT EXTON		3			3
PROHEALTH PRIMARY CARE - GLEN OAKS		3			3
ESTERO FIRE RESCUE		3			3
MEDICAL SERVICES OF AMERICA HOME HEALTH		3			3
CAMPAZZI CONCIERGE MEDICAL SERVICES		2	1	33%	3
Rosedale Green		3			3
Concordia Village of Tampa			3	100%	3
MEDEXPRESS URGENT CARE-CHIPPEWA		2	1	33%	3
Kroger 388 - The Little Clinic Braelinn Village		3			3
CVS PA2688POCT COLLEGEVILLE		3			3
GROVES CENTER			3	100%	3
NORTH BROWARD HOSPITAL DISTRICT HEALTHCARE FOR THE HOMELESS			3	100%	3
MEDEXPRESS URGENT CARE, HERMITAGE		1	2	67%	3
BRIGHAM AND WOMEN'S HOSPITAL			3	100%	3
MINUTECLINIC DIAG OF IND, LLC #6483		1	2	67%	3
ENCOMPASS HEALTH REHABILITATION OF ALTAMONTE			3	100%	3
FELICIDAD MEDICAL CENTER INC			3	100%	3
MINUTECLINIC DIAG OF IND, LLC #5369		2	1	33%	3
CVS SC7334POCT LEXINGTON		3			3
MINUTECLINIC DIAG OF IND LLC #6840		3			3
ELITE PRIMARY CARE OF WAYCROSS			3	100%	3
PEDIATRICS AND ADOLESCENT MEDICINE		2	1	33%	3
BRANDON REGIONAL EMERGENCY CTR			3	100%	3
COASTAL LABORATORIES OF FLORIDA			3	100%	3
MED FUSION			3	100%	3

COVID-19: testing by laboratory

Data through Mar 5, 2021 verified as of Mar 6, 2021 at 09:25 AM

Data in this report are provisional and subject to change.

The numbers in the table below represent the number of Florida and non-Florida residents for whom test results were received by the Department of Health. A person can be tested by more than one laboratory and can have both positive and negative results. **Therefore, the sum of the numbers in each column will be larger than the total number of people tested.**

Reporting lab	Inconclusive	Negative	Positive	Percent positive	Total
CAPTIAL REGIONAL MEDICAL CENTER			3	100%	3
CAREHERE LLC			3	100%	3
EXPEDIAN URGENT CARE			3	100%	3
CVS GA5637POCT VILLA RICA		3			3
CLINICA HISPANIA			3	100%	3
PRISMA HEALTH MIDLANDS			3	100%	3
GRADY MEMORIAL HOSPITAL/MICRO			3	100%	3
LOCH HAVEN PEDIATRICS			3	100%	3
PREMIER CLINICAL RESEARCH INSTITUTE INC			3	100%	3
CVS MN6811POCT PLYMOUTH		3			3
AIRPORT CLINIC			3	100%	3
TUFTS MEDICAL CENTER			3	100%	3
LEESBURG COMMUNITY HEALTH CENTERS			3	100%	3
LRHS Florida Poly Tech		3			3
SUMMIT MEDICAL GROUP – WEST ORANGE		3			3
CARENOW-ATASCOCITA			3	100%	3
SOUTH MIAMI HOSPITAL			3	100%	3
ALABAMA DEPT PUBLIC HEALTH			3	100%	3
CCRX OF NORTH CAROLINA, LLC		2	1	33%	3
ALOHA HOME CARE LLC DBA ACCENTCARE HOME HEALTH OF		3			3
GREATER MOBILE URGENT CARE – SPRINGHILL			3	100%	3
CVS PHARMACY INC DBA CVS/PHARMACY #10908		3			3
CVS PA1193POCT JENKINTOWN		3			3
WYOMING DEPT OF HEALTH			3	100%	3
SUNCREST OMNI		3			3
BAPTIST HOSPITAL EMPLOYEE HEALTH OFF			3	100%	3
MARTHA A PRICE MD PA		1	2	67%	3
NEW YORK STATE DEPARTMENT OF HEALTH		1	2	67%	3
MEDIC INFUSION PA		3			3
LPG PEDIATRICS AT LEHIGH ACRES		2	1	33%	3
NEBRASKA DEPARTMENT OF HEALTH AND HUMAN SERVICES			3	100%	3
BLACKWATER RIVER			3	100%	3
CENTRAL DUPAGE HOSPITAL			3	100%	3
LINCOLN MEDICAL CENTER		3			3
PARKWAY DRUGS OF ONEIDA COUNTY NORTH I		2	1	33%	3
YORK HOSPITAL - LABORATORY			3	100%	3
BROOKDALE OAKBRIDGE		1	2	67%	3
CVS MI8049POCT WATERFORD		3			3
OHIO HEALTH DOCTORS HOSPITAL			3	100%	3
MEDICAL CENTER OF CENTRAL GEORGIA			3	100%	3
CORTLAND COUNTY HEALTH DEPARTMENT		3			3
NASSAU COUNTY HEALTH DEPARTMENT-FERNANDINA BEACH C		3			3
WELLMED AT FORT PIERCE		1	2	67%	3
MEDICAL CITY DALLAS HOSPITAL			3	100%	3
NASSAU COUNTY HEALTH DEPARTMENT		3			3
ACM MEDICAL LABORATORY ALLIANCE		1	2	67%	3
PEDIATRICS BY THE SEA JOG RD OFFICE			3	100%	3

COVID-19: testing by laboratory

Data through Mar 5, 2021 verified as of Mar 6, 2021 at 09:25 AM

Data in this report are provisional and subject to change.

The numbers in the table below represent the number of Florida and non-Florida residents for whom test results were received by the Department of Health. A person can be tested by more than one laboratory and can have both positive and negative results. **Therefore, the sum of the numbers in each column will be larger than the total number of people tested.**

Reporting lab	Inconclusive	Negative	Positive	Percent positive	Total
TARRANT COUNTY PUBLIC HEALTH		3			3
RAPID CITY RUGENT CARE			3	100%	3
UHEALTH JACKSON URGENT CARE - CUTLER BAY		1	2	67%	3
SUNDALE NURSING HOME		3			3
COVENANT PEDIATRICS		1	2	67%	3
H/L of WEst AShley Rhabilitation and Nursing Center		3			3
LAHEY CLINIC MEDICAL CENTER			3	100%	3
Marian Manor, Inc		3			3
CVS SC5471POCT LEXINGTON		2	1	33%	3
NATURE COAST PRIMARY CARE LAB LLC			3	100%	3
NHC HealthCare Anniston		3			3
VIRTUA MEMORIAL HOSPITAL BURLINGTON COUNTY		1	2	67%	3
ACCESS HEALTH CARE		2	1	33%	3
BAYSIDE URGENT CARE CENTER INC			3	100%	3
CABELL HUNTINGTON HOSPITAL CLINICAL LAB			3	100%	3
Kennedy University Hospital -Wash Twp L		3			3
JUPITER INTERNAL MEDICINE AND ASSOCIATES			3	100%	3
VIRGINIA DIVISION OF CONSOLIDATED LABORATORIES			3	100%	3
OPENTRONS PRL		2	1	33%	3
MARYLAND STATE DEPT OF HEALTH	2		1	33%	3
OWL NOW URGENT CARE			3	100%	3
Englewood Health and Rehab			3	100%	3
BAPTIST OUTPATIENT SERVICES			3	100%	3
FAMILY FIRST PEDIATRICS			3	100%	3
SPARROW CENTRAL LAB			3	100%	3
CVS RI326POCT NORTH SMITHFIELD		3			3
MONTANA PUBLIC HEALTH LAB			3	100%	3
CENTRAL JERSEY URGENT CARE OF BROWN MI		3			3
HEALGEN SCIENTIFIC			3	100%	3
MINUTECLINIC MINUTECLINIC #3665		3			3
SPRING LAKE REHABILITATION CENTER			3	100%	3
NEMOURS CHILDREN'S URGEN CARE			3	100%	3
320 S TRANSIT ST		3			3
ONslow MEMORIAL HOSPITAL LABORATORY		3			3
Kroger 768 - The Little Clinic Leestown Rd		2	1	33%	3
WALGREENS NO 19542		3			3
CELEBRATION PRIMARY CARE ASSOCIATES LLC		3			3
Kroger 448 - The Little Clinic Mason		3			3
ESCO DRUG CO INC		3			3
MIDWAY SPECIALTY CARE RX LLC		1	2	67%	3
CVS OH6123POCT CINCINNATI		2	1	33%	3
MEDEXPRESS URGENT CARE GREENSBURG		2	1	33%	3
MT CARMEL PHARMACY INC		3			3
MERCY HOSPITAL			3	100%	3
HILLVIEW LABORATORY			3	100%	3
CVS MINUTE CLINIC DIAGNOSTIC MED GRP OF CAL		3			3
SMOKY MOUNTAIN URGENT CARE AND FAMILY MEDICINE CENTER			3	100%	3

COVID-19: testing by laboratory

Data through Mar 5, 2021 verified as of Mar 6, 2021 at 09:25 AM

Data in this report are provisional and subject to change.

The numbers in the table below represent the number of Florida and non-Florida residents for whom test results were received by the Department of Health. A person can be tested by more than one laboratory and can have both positive and negative results. **Therefore, the sum of the numbers in each column will be larger than the total number of people tested.**

Reporting lab	Inconclusive	Negative	Positive	Percent positive	Total
EAST NAPLES PEDIATRICS			3	100%	3
SCOTTS PHARMACY		3			3
PROPATH			3	100%	3
CVS MA1852POCT MEDWAY		3			3
DOUGLASVILLE NURSING AND REHABILITATIO		3			3
NYU WINTHROP LABORATORY		3			3
MEDEXPRESS URGENT CARE MARTINSBURG		2	1	33%	3
LIFE CARE CENTER OF SKAGIT VALLEY		3			3
ALL4KIDZ PEDIATRICS LLC		2	1	33%	3
OPTUM PRIMARY CARE - SILVER LAKES			3	100%	3
NORTHCREST MEDICAL CENTER		1	2	67%	3
Walgreens #5984		3			3
Kroger 627 - The Little Clinic Castleberry		2	1	33%	3
MINUTECLINIC DIAG OF IND, LLC #8645		3			3
LEE MEMORIAL HEALTH SYSTEM D/B/A		1	2	67%	3
COL CROSSROAD		1	2	67%	3
CENTRAL FLORIDA INTERNAL OCCUPATIONAL AND		3			3
WEST TN HEALTH MED NORTH		3			3
Wynfield Park Health and Rehabilitation		3			3
MC DIAGNOSTIC OF CONNECTICUT, PC #114		3			3
ALLIANCE FOR MULTISPECIALTY RESEARCH		3			3
CLINICAL CARE ASSOCIATES, INC			3	100%	3
MINUTECLINIC DIAGNOSTIC OF WISCONSIN,		3			3
VA OUTPATIENT CLINIC-NEW PORT RICHEY			3	100%	3
EAST TENNESSEE CHILDREN'S HOSPITAL		2	1	33%	3
VICAR'S LANDING NURSING HOME		2	1	33%	3
PARRISH MEDICAL CENTER-WAIVED TESTING		3			3
HARBORCHASE OF STUART			3	100%	3
LAKE MARY PEDIATRICS			3	100%	3
PATHOLOGY REFERENCE LAB LLC			3	100%	3
CLINICAL CARE CENTER, INC			3	100%	3
Cleveland Clinic Weston			3	100%	3
DEPARTMENT OF HEALTH AND ENVIRONMENTAL CONTROL			3	100%	3
OPTUM OF RED ROAD		3			3
HARBORCHASE OF GAINESVILLE			3	100%	3
MEDEXPRESS URGENT CARE-ARLINGTON		2	1	33%	3
FIRST PHYSICIANS GROUP - LORRAINE CORNERS		3			3
Kroger 895 - The Little Clinic Green Hills		3			3
Sears Coastal Nursing and Rehab		3			3
MEDEXPRESS URGENT CARE - WAXAHACHIE, N HIGHWAY 77		1	2	67%	3
PUBLIC HEALTH TRUST OF MIAMI DADE COUNTY			3	100%	3
ACL LABORATORIES INDUSTRIAL TOXICOLOGY			3	100%	3
CVS OH2518POCT COLUMBUS		2	1	33%	3
MAYO		1	2	67%	3
BAYCARE MEDICAL GROUP, INC		3			3
MEDEXPRESS URGENT CARE- COLUMBIA HEIGH		3			3
FAMILY TREE MEDICAL GROUP PA		2	1	33%	3

COVID-19: testing by laboratory

Data through Mar 5, 2021 verified as of Mar 6, 2021 at 09:25 AM

Data in this report are provisional and subject to change.

The numbers in the table below represent the number of Florida and non-Florida residents for whom test results were received by the Department of Health. A person can be tested by more than one laboratory and can have both positive and negative results. **Therefore, the sum of the numbers in each column will be larger than the total number of people tested.**

Reporting lab	Inconclusive	Negative	Positive	Percent positive	Total
CARESPOT-WELLINGTON			3	100%	3
NDX-CORE LAB			3	100%	3
WELLMED AT APOLLO BEACH BLVD		1	2	67%	3
MINUTECLINIC, LLC #09202		2	1	33%	3
TAYLOR MANOR		1	2	67%	3
MANORCARE NURSING & REHABILITATION CENTER-NAPLES		3			3
SCIENTIFIC LABORATORY DIVISION			3	100%	3
ST LUKES HOSPITAL LABORATORY		2	1	33%	3
CVS MA594POCT FALMOUTH		3			3
INTERNAL MEDICINE AND WOUND CARE SPECIALIST LLC		3			3
MINUTE CLINIC LLC #0169		3			3
FLORIDA HOSPITAL LABORATORIES		3			3
TIEHH BIOTERRORISM RESPONSE LAB			3	100%	3
TRUE HEALTH – LAKE UNDERHILL		3			3
CVS PA258POCT MCKEES ROCKS		3			3
Lakeview Village		3			3
THE PATHOLOGY LABORATORY		1	2	67%	3
VA PRIMARY CARE ANNEX			3	100%	3
THE OASIS BEACHSIDE		3			3
TERRACE OF ST CLOUD, THE		2	1	33%	3
MOBIL LAB FOR ALL INC		3			3
MARRA'S PHARMACY		3			3
CVS NC7213POCT MATTHEWS		3			3
ADVANCED PEDIATRICS			3	100%	3
MEDEXPRESS URGENT CARE - WEST ST PAUL, ROBERT ST S		3			3
BAPTIST PRIMARY CARE FERNANDINA BEACH			3	100%	3
MED EXPRESS URGENT CARE PC - MARYLAND		2	1	33%	3
FULGENT GENETICS HOUSTON		3			3
Bainbridge Health and Rehab		3			3
MINUTECLINIC DIAGNOSTICS OF IND LLC		1	2	67%	3
CVS KS676POCT LAWRENCE		2	1	33%	3
ATLANTIC SURGERY CENTER OF JACKSONVILLE BEACH		3			3
ALLIANCE LABS @LRMC			3	100%	3
ORLANDO FAMILY PHYSICIANS INC			3	100%	3
WAL-MART STORES EAST LP		2	1	33%	3
SOUTH COUNTY MENTAL HEALTH CENTER INC			3	100%	3
CROWNE HEALTH CARE OF FORT PAYNE		2	1	33%	3
MEDEXPRESS URGENT CARE - WHEELING		2	1	33%	3
BNC Medical Investors, LLC Berrien Nursing & Rehabilitation Center		3			3
Hunterdon Medical Center Laboratory		3			3
CVS MINUTE CLINIC DIAGNOSTIC MED GRP		3			3
Good Samaritan Society-Blackduck		1	1	50%	2
MEDEXPRESS URGENT CARE - MARTINSVILLE		2			2
87TH MEDICAL GROUP – MCGUIRE AMBULATORY CARE FACILITY		2			2
MEMORIAL HEALTH SYSTEM		1	1	50%	2
VELOCITY URGENT CARE			2	100%	2
CVS IL7017POCT BLOOMINGTON		2			2

COVID-19: testing by laboratory

Data through Mar 5, 2021 verified as of Mar 6, 2021 at 09:25 AM

Data in this report are provisional and subject to change.

The numbers in the table below represent the number of Florida and non-Florida residents for whom test results were received by the Department of Health. A person can be tested by more than one laboratory and can have both positive and negative results. **Therefore, the sum of the numbers in each column will be larger than the total number of people tested.**

Reporting lab	Inconclusive	Negative	Positive	Percent positive	Total
SPRINGS MEDICAL LAB		1	1	50%	2
SINAI POST ACUTE NURSING AND REHAB CE		2			2
Kroger 477 - The Little Clinic Fort Mitchell		2			2
ADVENTHEALTH MEDICAL GROUP INTERNAL MEDICINE AT			2	100%	2
WALGREENS #13605		2			2
PINARD HOME HEALTH SERVICES INC			2	100%	2
LAKE BALDWIN			2	100%	2
UNIVERSITY COMMUNITY HEALTH SERVICES		1	1	50%	2
CVS IN8669POCT INDIANAPOLIS		2			2
ASANTE ROGUE REGIONAL MEDICAL CENTER L		2			2
MID-FLORIDA PATHOLOGY LLC - MOBILE UNIT # 3			2	100%	2
MEDEXPRESS URGENT CARE-SELINGSGROVE		2			2
MINUTECLINIC DIAGNOSTIC OF TEXAS, LLC #7435		2			2
IN AND OUT URGENT CARE			2	100%	2
Tidelands Health Rehabilitation Hospital			2	100%	2
MEDICAL ASSOCIATES OF BREVARD DR S VYAS			2	100%	2
MILFORD REGIONAL HOSPITAL			2	100%	2
CVS IL1170POCT JOLIET		2			2
SACRED HEART HEALTH SYSTEMS INC			2	100%	2
COOPER CLINIC			2	100%	2
FASTCARE LLC			2	100%	2
MIDWAY PRIMARY CARE LLC		2			2
ORMOND BEACH URGENT CARE			2	100%	2
Kroger 096 - The Little Clinic Orchard and Holly		2			2
US LABS		2			2
CREATIVE HEALTH CENTER			2	100%	2
ROCKEFELLER UNIVERSITY CLINICAL GENOMICS LABORATOR		2			2
Kroger 745 - The Little Clinic Somerset		2			2
DELRAY BEACH HEALTH DEPT LAB			2	100%	2
RIVERSIDE METHODIST HOSPITAL LAB			2	100%	2
GENETIC ASSAYS INC			2	100%	2
HEALTH FIRST MEDICAL GROUP			2	100%	2
MISSION HOSPITAL REGIONAL MEDICAL CENTER			2	100%	2
SYNEOS HEALTH			2	100%	2
TREASURE COAST INFECTIOUS DISEASE CONSULTANTS		1	1	50%	2
Lenawee Medical Care Facility		2			2
PREMIER PEDIATRICS LLC			2	100%	2
Huntington Health Care and Rehabilitation Center		2			2
Eagle Health and Rehabilitation		2			2
FLORIDA DEPARTMENT OF HEALTH IN LEE COUNTY		1	1	50%	2
CVS MA1095POCT AMHERST		2			2
MEDEXPRESS URGENT CARE - ROSS TOWNSHIP		2			2
CONCENTRA - PLANT CITY		2			2
Walgreens #9278		2			2
TMH EC NORTHEAST LABORATORY			2	100%	2
CARESPOT URGENT CARE		1	1	50%	2
NORTON IMMEDIATE CARE CENTER - PRESTON			2	100%	2

COVID-19: testing by laboratory

Data through Mar 5, 2021 verified as of Mar 6, 2021 at 09:25 AM

Data in this report are provisional and subject to change.

The numbers in the table below represent the number of Florida and non-Florida residents for whom test results were received by the Department of Health. A person can be tested by more than one laboratory and can have both positive and negative results. **Therefore, the sum of the numbers in each column will be larger than the total number of people tested.**

Reporting lab	Inconclusive	Negative	Positive	Percent positive	Total
HAMILTON COUNTY HEALTH DEPARTMENT		2			2
LABRADOR PRIMARY CARE CENTER			2	100%	2
PICHARDO CLINIC, THE			2	100%	2
Kroger 412 - The Little Clinic Oxford		2			2
MINUTECLINIC DIAGNOSTIC OF NEVADA-9586		1	1	50%	2
CARTERSVILLE MEDICAL CENTER			2	100%	2
VANAYER HEALTHCARE AND REHAB CENTER		2			2
MEDEXPRESS URGENT CARE - OMAHA N 72 ST		2			2
MID AMERICA CLINICAL LABS			2	100%	2
UNIVERSITY OF TEXAS AT EL PASO, THE			2	100%	2
ORLANDO LUTHERAN TOWERS		1	1	50%	2
MEASE MANOR MEMORY CARE		2			2
CVS OH6185POCT PICKERINGTON		2			2
NAVAL MEDICAL CENTER			2	100%	2
CVS ME329POCT PORTLAND		2			2
RAJ K PAI MD PA			2	100%	2
POINT OF CARE PRIVATE HEALTH MANAGEMENT			2	100%	2
BMC/JACSONVILLE		1	1	50%	2
MINUTE CLINIC DIAGNOSTIC OF KANSAS PA		2			2
HOLY TRINITY PHARMACY LLC		2			2
PM PEDIATRICS OF SELDEN, PLLC		2			2
SARASOTA MEMORIAL MEDICAL URGENT CARE CENTER			2	100%	2
Luther Acres Manor		2			2
ILLINOIS DEPT OF PUBLIC HEALTH LABS			2	100%	2
MINUTECLINIC, DIAGNOSTIC OF TEXAS, LLC		2			2
CVS SC4286POCT EASLEY		2			2
Essex Center for Rehabilitation and Healthcare		2			2
EASTLAKE MEDICAL CENTER		2			2
ASCENSION ST MICHAEL'S HOSPITAL LAB		1	1	50%	2
DOCTOR'S IN-HOUSE LAB/COMMUNITY HEALTH CENTERS OF PINELLAS - JOHNNIE R			2	100%	2
CVS CT288POCT BRISTOL		2			2
Kroger 550 - The Little Clinic Bellevue		2			2
HAMILTON CHD		2			2
WALGREENS #05477		2			2
COLUMBIA COTTAGE		2			2
SOUTHCARE PHARMACY INC			2	100%	2
Hackensack Univ Medical Center At Pasc		1	1	50%	2
STARLING AT SAN JOSE			2	100%	2
COMMUNITY HEALTH CENTERS INC			2	100%	2
Manorcare Health Services West Reading North		2			2
CVS AZ10150POCT PHOENIX		2			2
MINUTECLINIC DIAG OF IND, LLC #6250		2			2
WELL HEALTH LABS			2	100%	2
MARINA ISLE ASSISTED LIVING		2			2
SPECIALTY LABORATORIES			2	100%	2
PALM CITY NURSING AND REHAB CENTER			2	100%	2
MEDEXPRESS URGENT CARE-BLOOMFIELD AVEN		2			2

COVID-19: testing by laboratory

Data through Mar 5, 2021 verified as of Mar 6, 2021 at 09:25 AM

Data in this report are provisional and subject to change.

The numbers in the table below represent the number of Florida and non-Florida residents for whom test results were received by the Department of Health. A person can be tested by more than one laboratory and can have both positive and negative results. **Therefore, the sum of the numbers in each column will be larger than the total number of people tested.**

Reporting lab	Inconclusive	Negative	Positive	Percent positive	Total
BENEVA LAKES ASSISTED LIVING CENTER			2	100%	2
POMONA VALLEY COMMUNITY HOSPITAL			2	100%	2
CVS MD1881POCT DUNKIRK		2			2
COOK HOSPITAL AND CARE CENTER		1	1	50%	2
Elba Nursing and Rehabilitation Center, LLC		2			2
COLONIAL MEDICAL CENTER-EAST ORLANDO			2	100%	2
CVS IL3163POCT OAK PARK		2			2
EXCEPTIONAL EMERGENCY CENTER - AMARILLO			2	100%	2
HANOVER ENDOSCOPY CENTER		2			2
MERCY CONVENIENT CARE			2	100%	2
Robert Cranfield			2	100%	2
Advanced Rehabilitation and Healthcare of Wichita Falls		2			2
REGIONAL MEDICAL CENTER BAYONET POINT			2	100%	2
MEDEXPRESS URGENT CARE - LINCOLN N 26T		2			2
CVS KY4779POCT LOUISVILLE		2			2
TRINITY DIALYSIS			2	100%	2
BRANDYWYNE HEALTH CARE CENTER			2	100%	2
MEDEXPRESS URGENT CARE - BROOKHAVEN		2			2
OAKBRIDGE TERRACE AT SAE			2	100%	2
PANCARE HEALTH - SNEADS ELEMENTARY			2	100%	2
MEDEXPRESS URGENT CARE - FORT SMITH		2			2
AFC URGENT CARE CLEVELAND			2	100%	2
RDX BIOSCIENCE INC			2	100%	2
QUEENS UNIVERSITY OF CHARLOTTE		2			2
NORTH MANATEE HEALTH CARE CENTER			2	100%	2
NORTHWELL HEALTH			2	100%	2
NYU LANGONE HUNTINGTON MEDICAL GROUP		2			2
MINUTECLINIC DIAGNOSTIC PA #3344		2			2
OLEAN GENERAL HOSPITAL		2			2
MINUTECLINIC, LLC #4507		2			2
BAPTIST HOSPITAL INTERNAL MEDICINE GULF BREEZE			2	100%	2
DALLAS MEDICAL CENTER			2	100%	2
APPLECARE VALDOSTA			2	100%	2
STUART SURGERY CENTER, LLC			2	100%	2
DEKALB MEDICAL CENTER LABORATORY			2	100%	2
JORDAN VALLEY MEDICAL CENTER			2	100%	2
RIVER CITY MEDICAL ASSOCIATES, INC			2	100%	2
ST. MARY'S MEDICAL CENTER EVANSVILLE, INC			2	100%	2
Warren Center for Rehabilitation and Nursing		2			2
BAPTIST HEALTH LEXINGTON			2	100%	2
Kroger 328 - The Little Clinic Henderson Road		2			2
JMC TALLAHASSEE, LLC			2	100%	2
OUR LADY OF THE LAKE REGIONAL MEDICAL CENTER			2	100%	2
MEDICAL CENTER LABORATORY			2	100%	2
PROVIDENCE LABORATORY SERVICES		2			2
WILSON MEMORIAL HOSPITAL			2	100%	2
MINUTECLINIC DIAGNOSTIC OF PA LLC		2			2

COVID-19: testing by laboratory

Data through Mar 5, 2021 verified as of Mar 6, 2021 at 09:25 AM

Data in this report are provisional and subject to change.

The numbers in the table below represent the number of Florida and non-Florida residents for whom test results were received by the Department of Health. A person can be tested by more than one laboratory and can have both positive and negative results. **Therefore, the sum of the numbers in each column will be larger than the total number of people tested.**

Reporting lab	Inconclusive	Negative	Positive	Percent positive	Total
CHIEFLAND MEDICAL CENTER LLC			2	100%	2
CENTRAL ARKANSAS VETERANS HEALTHCARE SYSTEM - VETERANS AFFAIRS			2	100%	2
NEW GEN LABS			2	100%	2
CVS AZ33POCT TEMPE		2			2
COMPLETE HEALTH MEDICAL CENTER			2	100%	2
MD NOW URGENT CARE MEDICAL CENTERS INC			2	100%	2
STARMED FAMILY & URGENT CARE			2	100%	2
OAKMONT EAST- GREENVILLE SC, LLC		2			2
TALLAHASSEE MEMORIAL HEALTHCARE FAMILY MED RESIDENCY			2	100%	2
WASHINGTON STATE DEPARTMENT OF HEALTH PUBLIC HEALTH LABORATORIES			2	100%	2
VETERANS AFFAIRS MEDICAL CENTER - GREATER LOS ANGELES			2	100%	2
CROSSROADS			2	100%	2
NAVAL BRANCH MEDICAL CLINIC			2	100%	2
PRECISION DIAGNOSTIC INC		2			2
INTEGRATED REGIONAL LABS			2	100%	2
CLEARWATER PAIN MANAGEMENT ASSOCIATES			2	100%	2
Heartland Healthcare Center Boca Raton			2	100%	2
Kroger 592 - The Little Clinic Alexander Plaza		1	1	50%	2
PM PEDIATRICS OF BAYSIDE, PLLC - MANHASSET		2			2
PRECISION CLINICAL RESEARCH			2	100%	2
WISCONSIN STATE LABORATORY OF HYGIENE		1	1	50%	2
CITY OF LAKE MARY EMPLOYEE HEALTH CENTER		2			2
BEAUFORT MEMORIAL			2	100%	2
WISE HEALTH SYSTEM		1	1	50%	2
HEALTH & REHAB CTR AT DOLPHINS VIEW, THE			2	100%	2
MINUTECLINIC DIAG OF IND, LLC #6908		2			2
Kroger 687 - The Little Clinic Sugar Hill		1	1	50%	2
HEALTH AND WELLNESS URGENT CARE LLC			2	100%	2
THE CLUB AT BOYNTON BEACH, LLC			2	100%	2
CVS PA1074POCT KENNETT SQUARE		2			2
Hartwell Health and Rehabilitation		2			2
ST LUKES HOSPITAL			2	100%	2
CVS TX7288POCT DALLAS		2			2
NEW YORK CITY CENTRAL COVID			2	100%	2
MINUTECLINIC, LLC #07852		2			2
URGENT CARE AND SURGERY CENTER			2	100%	2
ROCKWALL URGENT CARE			2	100%	2
PruittHealth Lakehaven		2			2
TWELVE OAKS RECOVERY CENTER			2	100%	2
TRICORE REFERENCE LABORATORY		1	1	50%	2
THOMASVILLE REGIONAL MEDICAL CENTER		2			2
Buena Vista Care Center		2			2
ACN PHYSICIANS GROUP CORP			2	100%	2
JRS LABORATORY			2	100%	2
BAYMEADOWS PRIMARY CARE		2			2
WALKONCLINIC			2	100%	2
BIOMAT USA			2	100%	2

COVID-19: testing by laboratory

Data through Mar 5, 2021 verified as of Mar 6, 2021 at 09:25 AM

Data in this report are provisional and subject to change.

The numbers in the table below represent the number of Florida and non-Florida residents for whom test results were received by the Department of Health. A person can be tested by more than one laboratory and can have both positive and negative results. **Therefore, the sum of the numbers in each column will be larger than the total number of people tested.**

Reporting lab	Inconclusive	Negative	Positive	Percent positive	Total
PHYSICIANS LABORATORY SERVICES			2	100%	2
VA CBOC			2	100%	2
PEDIATRIC HEALTH CARE		1	1	50%	2
CORNERSTONE MEDICAL CARE OF BRANDON		2			2
SOMA MEDICAL CENTER PA #3 GREENACRES			2	100%	2
MANASOTA PEDIATRICS			2	100%	2
Kroger 130 - The Little Clinic Colorado Springs		2			2
HAWAII DEPARTMENT OF HEALTH			2	100%	2
INA		1	1	50%	2
Kroger 426 - The Little Clinic Suwanee		2			2
ASCENSION ST VINCENT'S RIVERSIDE			2	100%	2
MEMORIAL HOSPITAL OF CARBONDALE			2	100%	2
MC DIAGNOSTIC OF CONNECTICUT, PC #252		1	1	50%	2
STARR CITY OF ROMA COMMUNITY CENTER			2	100%	2
CVS TX7603POCT SAGINAW		2			2
PALOS COMMUNITY HOSPITAL LABORATORY			2	100%	2
STARR COUNTY MEMORIAL HOSPITAL			2	100%	2
CVS PA7132POCT THORNDALE		2			2
EXPRESS CARE OF THE SHOALS		1	1	50%	2
ATHENA CARE RESOURCES LLC		2			2
MOBILE COUNTY HEALTH DEPARTMENT		1	1	50%	2
COVANCE			2	100%	2
CHARLOTTE COUNTY HEALTH DEPARTMENT			2	100%	2
OSF SAINT FRANCIS MEDICAL CENTER			2	100%	2
CAREWELL JW - WORCESTER LNC			2	100%	2
JBSA-SAM HOUSTON			2	100%	2
NORTH COUNTRY FAMILY HEALTH CENTER INC		2			2
Life Care Center of Elyria		2			2
AMEDISYS HOME HEALTH OF GREENVILLE			2	100%	2
INTERCOASTAL FAMILY PRATICE			2	100%	2
HOME ACCESS HEALTH			2	100%	2
SHORE MEDICAL CENTER		2			2
STAGES OF LIFE MEDICAL INSTITUTE			2	100%	2
UK HEALTHCARE			2	100%	2
GOLDSTEIN			2	100%	2
JUST BELIEVE RECOVERY CENTER			2	100%	2
Good Samaritan Society - Fairfield Glade		2			2
PROSPECT URGENT CARE			2	100%	2
GIGI WOOD DAVIS DO-FAMILY MEDICINE		2			2
CROSSROADS URGENT CARE DBA URGENT TEA		2			2
MID-FLORIDA HEMATOLOGY AND ONCOLOGY CENTERS		2			2
CVS MA1006POCT BROCKTON		2			2
LAKE SUCCESS EXTENDED CARE		2			2
CITRUS DERMATOLOGY			2	100%	2
WALGREENS #3811			2	100%	2
Kings County Hospital Center			2	100%	2
MEDEXPRESS URGEN CARE - EAST BRUNSWICK		2			2

COVID-19: testing by laboratory

Data through Mar 5, 2021 verified as of Mar 6, 2021 at 09:25 AM

Data in this report are provisional and subject to change.

The numbers in the table below represent the number of Florida and non-Florida residents for whom test results were received by the Department of Health. A person can be tested by more than one laboratory and can have both positive and negative results. **Therefore, the sum of the numbers in each column will be larger than the total number of people tested.**

Reporting lab	Inconclusive	Negative	Positive	Percent positive	Total
SANTA ROSA COUNTY HEALTH DEPARTMENT			2	100%	2
PHYSICIANS MEDICAL CENTER		2			2
SHELL POINT HOME HEALTH			2	100%	2
VALLEY BAPTIST MEDICAL CENTER: BROWNSVILLE			2	100%	2
EDGEWATER RETIREMENT MANOR			2	100%	2
UMHC HOLLYWOOD LABORATORY			2	100%	2
VITAL CARE CLINIC, LLC			2	100%	2
DALLAS BAPTIST UNIVERSITY - HEALTH SERVICES			2	100%	2
LEHIGH MEDICAL AND RESEARCH CENTER, INC			2	100%	2
CHRISTUS SPOHN HOSPITAL			2	100%	2
Kroger 686 - The Little Clinic Farragut		2			2
Sevierville Health and Rehabilitation		2			2
MEDEXPRESS URGENT CARE-MT PLEASANT		1	1	50%	2
STATEN ISLAND CHAI CARE		2			2
MEMORIAL HOSPITAL WEST			2	100%	2
NORTHSIDE FAMILY MEDICINE AND URGENT CARE (EAST COBB)		2			2
SARASOTA IMMEDIATE CARE			2	100%	2
ALL PEDIATRIC CARE PA			2	100%	2
NORTHSIDE FAMILY MEDICINE AND URGENT CARE (HOLLY SPRINGS)		2			2
CVS TX5807POCT PEARLAND		2			2
HOUSTON HEALTH DEPARTMENT - BUREAU OF LABORATORY SERVICES			2	100%	2
Kroger 127 - The Little Clinic Lakewood-Alameda		2			2
GULF COAST REGIONAL MEDICAL CARE		2			2
Avanti Wellness and Rehab			2	100%	2
LABTOX LABORATORIES			2	100%	2
NEMOURS CHILDREN'S PRIMARY CARE THE VILLAGES		2			2
CERTIVIA LABORATORIES			2	100%	2
WESTMINSTER SUNCOAST			2	100%	2
Alden Terrace of McHenry			2	100%	2
ARLINGTON DIALYSIS CENTER LLC		2			2
WARD MEMORIAL HOSPITAL		2			2
OPP HEALTH AND REHABILITATION		2			2
MOORE CLINICAL RESEARCH INC			2	100%	2
ACCESS MEDICAL GROUP OF TAMPA II, INC		2			2
MEDEXPRESS URGENT CARE, LANCASTER WEST		1	1	50%	2
DELRAY BEACH HEALTH CENTER			2	100%	2
MAURY REGIONAL MEDICAL CENTER		2			2
MINUTECLINIC DIAGNOSTIC OF OHIO #5060		2			2
VENETIAN GARDENS		2			2
FRESENIUS KIDNEY CARE			2	100%	2
METHODIST MANSFIELD MEDICAL CENTER			2	100%	2
MORRISTOWN MEMORIAL HOSPITAL		2			2
MIDLAND MEMORIAL HOSPITAL			2	100%	2
St. Josephs Hospital			2	100%	2
PHYSICIANS CARE INC		1	1	50%	2
DUKE HEALTH REGIONAL HOSPITAL			2	100%	2
New Jersey Aim At Smg		2			2

COVID-19: testing by laboratory

Data through Mar 5, 2021 verified as of Mar 6, 2021 at 09:25 AM

Data in this report are provisional and subject to change.

The numbers in the table below represent the number of Florida and non-Florida residents for whom test results were received by the Department of Health. A person can be tested by more than one laboratory and can have both positive and negative results. **Therefore, the sum of the numbers in each column will be larger than the total number of people tested.**

Reporting lab	Inconclusive	Negative	Positive	Percent positive	Total
STANFORD HEALTH CARE ANATOMIC PATHOLOGY & CLINICAL LAB			2	100%	2
RAPID URGENT CARE - ALBANY			2	100%	2
BERNHARDT LABORATORIES INC			2	100%	2
JASPER MEMORIAL HOSPITAL		1	1	50%	2
CVS MA1877POCT NORTON		2			2
CVS CA9606POCT TEMECULA		2			2
AFTER HOURS PEDS			2	100%	2
APPLING NURSING & REHABILITATION PAVIL		2			2
Kroger 777 - The Little Clinic Shelbyville		1	1	50%	2
HEALTH EXPRESS URGENT CARE			2	100%	2
POINTE AT NEW PORT PLACE,THE		2			2
PRIMARY CARE SERVICES AT EDGEWATER		2			2
MEDEXPRESS URGENT CARE - WEXFORD		2			2
AGILE URGENT CARE			2	100%	2
GRANDVIEW COLLEGE STUDENT HEALTH CENTE		2			2
Cortland Acres Association		2			2
MONICE DR.			2	100%	2
SYLVAN NURSING			2	100%	2
LOWELL GENERAL HOSPITAL			2	100%	2
CVS OH5457POCT POWELL		2			2
CONEMAUGH MEMORIAL MEDICAL CENTER		2			2
CVS MO5724POCT KANSAS CITY		2			2
Georgiana Health and Rehabilitation, LLC		2			2
CITY OF WEST PALM BEACH EMPLOYEE & FAMILY HEALTH		2			2
SUNCOAST COMMUNITY HEALTH CENTERS INC		2			2
THE EDGEWATER AND WATERMAN VILLAGE			2	100%	2
CENTRAL FLORIDA FAMILY HEALTH CENTER		2			2
HOME CARE PHARMACY OF PALM COAST INC		2			2
BIONIC TECHNOLOGIES CORPORATION			2	100%	2
KAILOS GENETICS INC			2	100%	2
MEDEXPRESS URGENT CARE - MYLAN			2	100%	2
THE RIM URGENT CARE			2	100%	2
WEAKLEY COUNTY REHAB AND NURSING CENTER		2			2
FLORIDA DEPARTMENT OF HEALTH IN ALACHUA COUNTY -			2	100%	2
Green Mountain Nursing and Rehabilitation		2			2
CITRUS PARK			2	100%	2
UT AUSTIN UNIVERSITY HEALTH SERVICES			2	100%	2
DMC UNIVERSITY LABORATORIES		1	1	50%	2
CVS NH2257POCT MANCHESTER		2			2
ROPER HOSPITAL			2	100%	2
Parkridge Specialty Care		2			2
CVS TX3292POCT WYLIE		2			2
ADVANTA ANALYTICAL LABORATORIES			2	100%	2
UNIVERSITY HEALTH SERVICES RIVER CAMPUS		2			2
MINUTECLINIC LLC (2335)		1	1	50%	2
LAKEVIEW HEALTH CARE SYSTEM LLC			2	100%	2
JOHN KNOX MANOR INC II		1	1	50%	2

COVID-19: testing by laboratory

Data through Mar 5, 2021 verified as of Mar 6, 2021 at 09:25 AM

Data in this report are provisional and subject to change.

The numbers in the table below represent the number of Florida and non-Florida residents for whom test results were received by the Department of Health. A person can be tested by more than one laboratory and can have both positive and negative results. **Therefore, the sum of the numbers in each column will be larger than the total number of people tested.**

Reporting lab	Inconclusive	Negative	Positive	Percent positive	Total
MEDEXPRESS URGENT CARE - LAWRENCE		2			2
SENDER RETREAT ADULT DAY CARE CENTERS			2	100%	2
MAINE CENTER FOR DISEASE CONTROL AND PREVENTION			2	100%	2
VIRGINIA DEPT OF HEALTH OFFICE OF EPIDEMIOLOGY			2	100%	2
CVS MO10053POCT SAINT PETERS		2			2
Jackson Health Care Facility			2	100%	2
RCA LABORATORY SERVICES LLC			2	100%	2
Piney Grove Nursing and Rehabilitation Center		2			2
OCALA REGIONAL KIDNEY CENTER-WEST			2	100%	2
Colonial Manor Nursing and Rehabilitation Center		2			2
JOHNSON CITY MEDICAL CENTER		1	1	50%	2
Walgreens #12427		1	1	50%	2
APALACHEE CENTER INC		2			2
UNIVERSITY HOSPITAL OF BROOKLYN		2			2
MEDEXPRESS URGENT CARE - ANDERSON		2			2
MARCO ISLAND MEDICAL CENTER			2	100%	2
DESERT HOSPITAL/CPHU CLINICAL LABORATORY			2	100%	2
VENICE URGENT CARE – GULF COAST			2	100%	2
SPRING HILL REGIONAL HOSPITAL			2	100%	2
ST. JOSEPH REGIONAL MEDICAL CENTER			2	100%	2
GINKGO-IXLAYER		2			2
Walgreens #10207		2			2
NIBHA MEDIRATTA MD PL			2	100%	2
MEMORIAL SLOAN KETTERING CANCER CENTER		1	1	50%	2
SKYLINE UROLOGY		2			2
ROYAL CARE MEDICAL CENTER			2	100%	2
EASTSIDE SPORTS COMPLEX			2	100%	2
MY PHARMACY			2	100%	2
MINUTE-CLINIC DIAGNOSTIC OF VIRGINIA, LLC #3949		2			2
AdventHealth Care Center Orlando North			2	100%	2
JEFFERSON WASHINGTON TOWNSHIP HOSPITAL		2			2
CVS PHARMACY			2	100%	2
CVS SC2497POCT LEXINGTON		2			2
ROBERTS WESLEYAN COLLEGE HEALTH CENTE		2			2
SACRED HEART HOSPITAL ON THE EMERALD			2	100%	2
FLORIDA MENTOR FAULKNER GROUP HOME			2	100%	2
MEDEXPRESS URGENT CARE - LINCOLN VILLA		2			2
BAYLOR COLLEGE OF MEDICINE			2	100%	2
HAILE MEDICAL GROUP PA		2			2
Crowne Health Care of Mobile		2			2
REGIONS HOSPITAL LABORATORY			2	100%	2
CHILDREN'S MEDICAL CENTER-EAST ORLANDO			2	100%	2
CVS NJ2508POCT MANALAPAN		2			2
SIMMONS			2	100%	2
SWEDISH COVENANT HOSPITAL			2	100%	2
NLC LABS			2	100%	2
BIRMINGHAM INTERNAL MEDICINE ASSOCIATE		1	1	50%	2

COVID-19: testing by laboratory

Data through Mar 5, 2021 verified as of Mar 6, 2021 at 09:25 AM

Data in this report are provisional and subject to change.

The numbers in the table below represent the number of Florida and non-Florida residents for whom test results were received by the Department of Health. A person can be tested by more than one laboratory and can have both positive and negative results. **Therefore, the sum of the numbers in each column will be larger than the total number of people tested.**

Reporting lab	Inconclusive	Negative	Positive	Percent positive	Total
BAYCARE LABORATORIES			2	100%	2
CALIFORNIA DIVISION OF COMMUNICABLE DISEASE CONTROL			2	100%	2
DEBORAH HEART AND LUNG CENTER		2			2
ManorCare Rehab Center of Marietta		2			2
MINUTECLINIC DIAGNOSTIC MEDICAL		2			2
STEWART ST ELIZABETH MEDICAL CENTER			2	100%	2
ACCESS LABORATORIES LLC			2	100%	2
SEACOAST PATHOLOGY PROFESSIONAL ASSOC		2			2
CVS PA371POCT PHILADELPHIA		2			2
JACKSONVILLE VA OPC			2	100%	2
PEDIATRICS IN NORTH FLORIDA PA			2	100%	2
CARE ATC SUN HYDRAULICS TALLAVAST			2	100%	2
AZALEA HEALTH AND REHABILITATION		2			2
KEY WEST HMA PHYSICIAN MANAGEMENT, LLC			2	100%	2
CVS CT1109POCT BETHEL		2			2
TENNESSEE VALLEY HCS			2	100%	2
FLAGLER PROFESSIONAL HEALTH CAE SERVICES INC		2			2
VOLUNTEERS OF AMERICA OF FLORIDA			2	100%	2
TEXAS HEALTH CARE			2	100%	2
MCLAREN REGIONAL MEDICAL CENTER			2	100%	2
MINUTECLINIC MINUTECLINIC #4978		1	1	50%	2
WEST COCOA PHARMACY			2	100%	2
AHC Forest cove		2			2
HEARTLAND HOME HEALTH CARE		2			2
BELLIN HOSPITAL			2	100%	2
MOBILE HEALTH LABS LLC			2	100%	2
TAPESTRY TALLAHASSEE WALDEN		2			2
CVS OH10893POCT PARMA		1	1	50%	2
Kroger 619 - The Little Clinic Hendersonville Indian Lake		2			2
Kroger 020 - The Little Clinic Wheat Ridge		2			2
KIVA AT MOUNT DORA			2	100%	2
GEISINGER MEDICAL CENTER		2			2
EXPRESS CARE WALK-IN CLINIC			2	100%	2
REELFOOT FAMILY WALK IN CLINIC - TIPT		2			2
SOUTH DAKOTA DEPARTMENT OF HEALTH		2			2
MEMORIAL HERMANN HOSPITAL			2	100%	2
CVS IN6559POCT AVON		2			2
MARQUESA MEDICAL		2			2
ADVANCED MEDICAL OF FLORIDA			2	100%	2
WE CARE HOME HEALTH SOLUTIONS LLC			2	100%	2
NYUMC CLINICAL LABORATORIES			2	100%	2
TGH Brandon Healthplex Laboratory			2	100%	2
CVS IN6572POCT INDIANAPOLIS		2			2
NEBRASKA MEDICAL CENTER			2	100%	2
ANDERSON COUNTY HOSPITAL			2	100%	2
TRUE HEALTH INC			2	100%	2
NORTH DAKOTA VETERANS HOME		2			2

COVID-19: testing by laboratory

Data through Mar 5, 2021 verified as of Mar 6, 2021 at 09:25 AM

Data in this report are provisional and subject to change.

The numbers in the table below represent the number of Florida and non-Florida residents for whom test results were received by the Department of Health. A person can be tested by more than one laboratory and can have both positive and negative results. **Therefore, the sum of the numbers in each column will be larger than the total number of people tested.**

Reporting lab	Inconclusive	Negative	Positive	Percent positive	Total
Loretto Health and Rehabilitation Center		2			2
MASSACHUSETTS DEPARTMENT OF HEALTH			2	100%	2
WEST FLORIDA MEDICAL ASSOCIATES, PA			2	100%	2
CVS MINUTE CLINIC #5836		2			2
SOUTHSIDE FAMILY MEDICAL		2			2
MANATEE MEMORIAL HOSPITAL CLINICAL LABORATORY			2	100%	2
SHERIDAN AT HOBE SOUND, THE			2	100%	2
MEDLOGIC, LLC		2			2
COBLESKILL REGIONAL HOSPITAL		2			2
Kroger 549 - The Little Clinic Clinton Highway		2			2
BOSTON MEDICAL CENTER			2	100%	2
U OF MIAMI MILLER SCHOOL OF MEDICINE			2	100%	2
SANFORD REGIONAL HOSPITAL WORTHINGTON		2			2
INTEGRITY CLINICAL RESEARCH CENTER INC		1	1	50%	2
STUDENT HEALTH SERVICES			2	100%	2
MARLBORO URGENT CARE		2			2
FLORIDA COMMUNITY HEALTH CENTERS, INC.			2	100%	2
CVS AZ9290POCT PHOENIX		2			2
LEGACY ER & URGENT CARE - FRISCO WEST			2	100%	2
EASTERN NIAGARA HOSPITAL		2			2
PEACE RIVER MEDICAL CENTER		2			2
MELBOURNE URGENT CARE			2	100%	2
FEDERAL CORRECTIONAL INSTITUTION MARIANNA			2	100%	2
F W HUSTON MEDICAL CENTER SENIOR LIVIN		2			2
LIFESPRING COMMUNITY HEALTH		2			2
SHELBYVILLE HOSPITAL COMPANY		2			2
BROOKSVILLE DIALYSIS			2	100%	2
DR. G'S URGENT CARE			2	100%	2
FRASER MEMORIAL HOSPITAL		1	1	50%	2
INTERNAL MEDICINE ASSOCIATES-DUNELLON			2	100%	2
CITY OF NEW YORK DEPARTMENT OF HEALTH			2	100%	2
CVS AZ5892POCT LAVEEN		2			2
MEDEXPRESS URGENT CARE - SOUTH CHARLESTON		2			2
MINUTECLINIC DIAG OF IND, LLC #6553		2			2
NEMOURS CHILDRENS PRIMARY CARE			2	100%	2
VAULT HEALTH			2	100%	2
MEDEXPRESS - WILMINGTON KIRKWOOD HIGHWAY		2			2
POMERENE HOSPITAL			2	100%	2
DAYTON CHILDRENS HOSPITAL LAB			2	100%	2
MINUTECLINIC DIAGNOSTIC, PA #10252		2			2
VALUE DRUGS BRONXVILLE INC		2			2
HEALTH PARTNERS REGIONAL HOSPITAL			2	100%	2
FLORIDA MEDICAL CLINIC, LLC			2	100%	2
MINUTECLINIC # 21110			2	100%	2
MEDEXPRESS URGENT CARE - JEANNETTE		2			2
MEDEXPRESS URGENT CARE FOX CHAPEL		2			2
107TH PLACE GROUP HOME		2			2

COVID-19: testing by laboratory

Data through Mar 5, 2021 verified as of Mar 6, 2021 at 09:25 AM

Data in this report are provisional and subject to change.

The numbers in the table below represent the number of Florida and non-Florida residents for whom test results were received by the Department of Health. A person can be tested by more than one laboratory and can have both positive and negative results. **Therefore, the sum of the numbers in each column will be larger than the total number of people tested.**

Reporting lab	Inconclusive	Negative	Positive	Percent positive	Total
MED-LAKE LABORATORY, LLC			2	100%	2
CLINICAL REFERENCE LABORATORY, INC		2			2
PARKLAND HEALTH & HOSPITAL			2	100%	2
CQUENTIA NGS, LLC			2	100%	2
The Grand Rehabilitation & Nursing Utica		2			2
EXPRESSCARE URGENT CARE CENTER			2	100%	2
MEDEXPRESS URGENT CARE- ALLISON PARK		1	1	50%	2
NORTHEAST FLORIDA HEALTH SERVICES, INC DBA FAMILY HEALTH SOURCE			2	100%	2
ST. ELIZABETH HEALTHCARE			2	100%	2
MEMORIAL HERMANN CONSOLIDATED LABORATORY SERVICES			2	100%	2
MARK HOANG MD PA			2	100%	2
SOUTHEASTERN INSTITUTE OF RESTORATIVE MEDICINE		1	1	50%	2
THE FOUNTAIN AT BOCA CIEGA BAY		2			2
MIAMI DADE MEDICAL RESEARCH INSTITUTE			2	100%	2
Holiday Retirement Home			2	100%	2
TULANE MEDICAL CENTER			2	100%	2
SERENADES BY SONATA		1	1	50%	2
ADVENT HEALTH CENTRAL TEXAS		1	1	50%	2
MEDEXPRESS URGENT CARE-WILKINS TOWNSHIP, WILLIAM PENN HIGHWAY		2			2
BOONES CREEK URGENT CARE		1	1	50%	2
MEMORIAL HEALTH UNIVERSITY MEDICAL CENTER			2	100%	2
CEDARS-SINAI MEDICAL CENTER			2	100%	2
Kroger 101 - The Little Clinic Hill Top		2			2
PREMIER MEDICAL LABORATORY			2	100%	2
RELIANCE MEDICAL CENTER			2	100%	2
NEW YORK PSYCHIATRIC INSTITUTE		2			2
CVS NV8784POCT LAS VEGAS		1	1	50%	2
MEDEXPRESS URGENT CARE - SPRINGFIELD, COOLEY ST		2			2
TRINITAS REGIONAL MEDICAL CENTER		1	1	50%	2
PALM BAY COMMUNITY OUTPATIENT CLINIC		2			2
Kroger 519 - The Little Clinic Georgesville Square		2			2
PLASMA MED RESEARCH DBA		2			2
OELWEIN HEALTH CARE CENTER		2			2
HOLY FAMILY MEDICAL CENTER		1	1	50%	2
ACKERMAN CANCER CENTER		2			2
BFT LAB			2	100%	2
HUMILITY OF MARY HEALTH PARTNERS			2	100%	2
MINUTE CLINIC DIAGNOSTIC OF VIRGINIA, LLC #6292		2			2
PREVENTIVE HEALTH PARTNERS I L S C		2			2
IN & OUT URGENT CARE METAIRIE			2	100%	2
MADISON HOSPITAL LABORATORY			2	100%	2
DNA DIAGNOSTICS CENTER		2			2
RAPID MEDLAB (004MO)		2			2
MAGNOLIA MANOR OF COLUMBUS		2			2
FLORIDA MEDICAL CLINIC CARDIOLOGY-ZH			2	100%	2
Stillwater Healthcare		2			2
University Plaza Rehabilitation and Nursing			2	100%	2

COVID-19: testing by laboratory

Data through Mar 5, 2021 verified as of Mar 6, 2021 at 09:25 AM

Data in this report are provisional and subject to change.

The numbers in the table below represent the number of Florida and non-Florida residents for whom test results were received by the Department of Health. A person can be tested by more than one laboratory and can have both positive and negative results. **Therefore, the sum of the numbers in each column will be larger than the total number of people tested.**

Reporting lab	Inconclusive	Negative	Positive	Percent positive	Total
UHEALTH CARDIOLOGY			2	100%	2
MAGNOLIA ADULT, LLC			2	100%	2
CIGNA GATEWAY			2	100%	2
RAINY LAKE MEDICAL CENTER			2	100%	2
OCALA REGIONAL KIDNEY CENTER EAST			2	100%	2
SOUTHEAST GEORGIA HEALTH SYSTEM			2	100%	2
INSPIRIT SENIOR LIVING			2	100%	2
THE HOSPITAL OF PROVIDENCE EMERGENCY ROOM			2	100%	2
FIRST CHOICE MEDICAL PC			2	100%	2
NOVA SOUTHEASTERN UNIVERSITY - STUDENT MEDICAL CTR			2	100%	2
Iowa Veterans Home		2			2
CVS GA2279POCT SUWANEE		2			2
CSS- TWELVE OAKS			2	100%	2
AUGUSTA HEALTH SKILLED CARE			2	100%	2
ADVENTHEALTH MEDICAL GROUP PEDIATRICS AT APOPKA		2			2
University Center East			2	100%	2
MAJESTIC GUARDIANS			2	100%	2
Manor Care-Kingston Court of York PA, LLC		2			2
SPRINGFIELD HOSPITAL LABORATORY			2	100%	2
CVS NM8918POCT ALBUQUERQUE		2			2
Kroger 672 - The Little Clinic Bill Kennedy & Glenwood		2			2
CLINICAL CARE INC			2	100%	2
DOCTORS CARE OF PALM COAST			2	100%	2
CVS AZ9210POCT SCOTTSDALE		2			2
LIFETIME FAMILY URGENT CARE			2	100%	2
OSF ST JOSEPH MEDICAL CENTER			2	100%	2
CVS MO10151POCT SPRINGFIELD		1	1	50%	2
KIDSVILLE PEDIATRICS IV PA		1	1	50%	2
Beth Sholom Home of Eastern Virginia		1	1	50%	2
ENVOY OF FORK UNION, LLC DBA ENVOY AT THE VILLAGE		2			2
Kroger 647 - The Little Clinic Newnan Crossings		1	1	50%	2
ELMHURST MEMORIAL HOSPITAL			2	100%	2
WALGREENS #07936		2			2
RIVERVIEW MEDICAL CLINIC		2			2
MINUTECLINIC, LLC #05891		1	1	50%	2
FL DEPT OF HEALTH MARION COUNTY MOBILE HEALTH UNIT			2	100%	2
RHODE ISLAND DEPARTMENT OF HEALTH LABORATORIES			2	100%	2
SOUTH TAMPA AFTER HOURS CLINIC			2	100%	2
HARRINGTON PARK HEALTH AND REHAB		2			2
ACCESS CARE MEDICAL GROUP LLC		2			2
CONWAY MEDICAL CENTER			2	100%	2
NATIONAL JEWISH HEALTH			2	100%	2
PINELLAS CHD - CLEARWATER		1	1	50%	2
DOWN HOME MEDICAL			2	100%	2
DEER'S HEAD CENTER		2			2
BOSTON PUBLIC HEALTH COMMISSION			2	100%	2
VA SALT LAKE CITY HCS		2			2

COVID-19: testing by laboratory

Data through Mar 5, 2021 verified as of Mar 6, 2021 at 09:25 AM

Data in this report are provisional and subject to change.

The numbers in the table below represent the number of Florida and non-Florida residents for whom test results were received by the Department of Health. A person can be tested by more than one laboratory and can have both positive and negative results. **Therefore, the sum of the numbers in each column will be larger than the total number of people tested.**

Reporting lab	Inconclusive	Negative	Positive	Percent positive	Total
CVS M08581POCT BLUE SPRINGS		1	1	50%	2
QHG OF ENTERPRISE INC (DBA MEDICAL CTR		2			2
FLORIDA DEPARTMENT OF HEALTH (FDOH)			2	100%	2
BROOKDALE PALM BEACH GARDENS			2	100%	2
WHITESANDS OUTPATIENT TREATMENT		2			2
GASTROENTEROLOGY ASSOCIATES			2	100%	2
CONCENTRA - ORLANDO SOUTH II		2			2
CVS PA10034POCT PITTSBURGH		2			2
NATHAN LITTAUER HOSPITAL LAB		2			2
SUMMERFIELD RETIREMENT LIVING, INC			2	100%	2
BD MEDICAL SYSTEMS			2	100%	2
UW HOSPITAL AND CLINICS		1	1	50%	2
FLORIDA KEYS PED & ADOLES CTR			2	100%	2
Alden Des Plaines			2	100%	2
UT PATH			2	100%	2
HELEN HAYES HOSPITAL LABORATORY		2			2
BAY CORRECTIONAL AND REHABILITATION FACILITY			2	100%	2
VALUE DRUGS GREENLAWN INC		2			2
KANSAS CITY VA MEDICAL CENTER			2	100%	2
MIDDLEBURG PEDIATRICS			2	100%	2
USCG ABBOTT BINAXNOW		1	1	50%	2
RRMC CREEKSIDE LAB		2			2
FLORIDA DEPARTMENT OF HEALTH PINELLAS COUNTY-			2	100%	2
GREEN POINT RX INC DBA ALTRU CHEMISTS		2			2
NEW BRIDGE MEDICAL CENTER		2			2
Church Creek SNF			2	100%	2
LILY PHARMACY		2			2
SPECTRA EAST INC		1	1	50%	2
AFFORDABLE PRIMARY CARE LLC		2			2
FLORIDA DEPARTMENT OF HEALTH IN ESCAMBIA COUNTY		1	1	50%	2
DASCENA LAB			2	100%	2
POPLAR HEALTHCARE			2	100%	2
NIAGARA APOTHECARY INC		2			2
NORTH OKALOOSA PHYSICIAN GRP - WALK IN CLINIC			2	100%	2
PALMS OF FT MYERS,THE			2	100%	2
LIFELINK OF FLORIDA		1	1	50%	2
STATCARE URGENT AND WALK-IN			2	100%	2
MINUTECLINIC DIAGNOSTIC OF OHIO #6139		2			2
OAKMONT WEST- GREENVILLE SC		2			2
PALM WEST INTERNIST PA			2	100%	2
DEPT OF HEALTH			2	100%	2
ADVENTHEALTH IMAGING LAKE NONA			2	100%	2
CLEAR LAKE REGIONAL MEDICAL CENTER			2	100%	2
BRITO MEDICAL CENTER			2	100%	2
EAST SIDE CLINICAL LABORATORY		1	1	50%	2
CVS OH4301POCT NORTHFIELD		2			2
UVA HEALTH SYSTEM MEDICAL LABORATORIES			2	100%	2

COVID-19: testing by laboratory

Data through Mar 5, 2021 verified as of Mar 6, 2021 at 09:25 AM

Data in this report are provisional and subject to change.

The numbers in the table below represent the number of Florida and non-Florida residents for whom test results were received by the Department of Health. A person can be tested by more than one laboratory and can have both positive and negative results. **Therefore, the sum of the numbers in each column will be larger than the total number of people tested.**

Reporting lab	Inconclusive	Negative	Positive	Percent positive	Total
BERGEN COUNTY SURGICAL AND ENDOSCOPY CENTER		2			2
Iron County Medical Care Facility		2			2
NORTH MCALLEN PEDIATRIC CENTER			2	100%	2
MINUTECLINIC DIAGNOSTIC OF OHIO #6192		2			2
TEXAS REGIONAL ASTHMA & ALLERGY CENTER			2	100%	2
UNITED MEMORIAL MEDICAL CENTER			2	100%	2
ORLANDO HEALTH PHYSICIAN GROUP			2	100%	2
CRUC CMCH-COVID-19		2			2
441 URGENT CARE-MULBERRY			2	100%	2
DIVERSE MEDICAL CARE LLC			2	100%	2
CITRUS HEALTH NETWORK INC			2	100%	2
VALLEY MEDICAL LABORATORY			2	100%	2
SUNNYSIDE MANOR		2			2
MEDEXPRESS URGENT CARE - BRIDGEVILLE		2			2
MARTIN MEDICAL CENTER INC		1	1	50%	2
MAIN STREET MEDICAL CENTERS		2			2
Providence of Sparta Health and Rehabilitation		2			2
CVS NC3803POCT MOORESVILLE		2			2
SIGNATURE CARE LEWISVILLE-EMERGENCY CENTER		1	1	50%	2
CHEROKEE COUNTY HEALTH AND REHAB CENTER		2			2
PALMETTO FAMILY HEALTH CENTER			2	100%	2
BAYLOR SCOTT & WHITE COMPREHENSIVE WOUND			2	100%	2
MEDEXPRESS URGENT CARE - LEDGEWOOD		2			2
BAYSTATE MEDICAL CENTER		1	1	50%	2
Garden Isle Healthcare and Rehabilitation Center		2			2
PANCARE HEALTH - FRANKLIN CO			2	100%	2
PATIENT FIRST MEDICAL CENTER-CARYTOWN			2	100%	2
CVS PA7611POCT ALLISON PARK		2			2
ADVENTIST HINSDALE HOSPITAL LABORATORY			2	100%	2
MEMORIAL HERMANN			2	100%	2
ACCESS MEDICAL GROUP OF FLORIDA CITY			2	100%	2
WOMENS CARE FLORIDA LLC-LABORATORY		2			2
CARTER BLOOD CARE			2	100%	2
NEIGHBORCARE PHARMACY SERVICES		2			2
YOUTH AND YOU, INC		2			2
DOCTORS MEDICAL CTR OF WALTON COUNTY			2	100%	2
Workmens Circle Multicare Center		2			2
AMERICAN MEDICAL LABORATORIES			2	100%	2
MIDDLETON PEDIATRICS			2	100%	2
MINUTECLINIC #1773		2			2
Kroger 853 - The Little Clinic East Broad Street		2			2
FIRST PREVENTION AND DIALYSIS CENTER LLC			2	100%	2
FLORIDA MEDICAL CLINIC RADIOLOGY DALE MABRY		2			2
GRACE HEALTHCARE OF LAKE WALES		1	1	50%	2
ATVIVO LLC		2			2
ASSOCIATES IN UROGYNECOLOGY MD LLC		2			2
MEDSTAR HARBOR HOSPITAL			2	100%	2

COVID-19: testing by laboratory

Data through Mar 5, 2021 verified as of Mar 6, 2021 at 09:25 AM

Data in this report are provisional and subject to change.

The numbers in the table below represent the number of Florida and non-Florida residents for whom test results were received by the Department of Health. A person can be tested by more than one laboratory and can have both positive and negative results. **Therefore, the sum of the numbers in each column will be larger than the total number of people tested.**

Reporting lab	Inconclusive	Negative	Positive	Percent positive	Total
SWEETWATER NURSING CENTER		2			2
INSPIRE HEALTHCARE CENTER			2	100%	2
MARCO ISLAND HOSPITAL INC D/B/A		1	1	50%	2
Delaware Court Healthcare Center		2			2
SCIENTIFIC LABORATORY COMPANY		2			2
GOLISANO PEDIATRICS PORT CHARLOTTE HARBOR		2			2
MEASE COUNTRYSIDE HOSPITAL CARDIAC REH			2	100%	2
PM PEDIATRICS OF BAYSIDE, PLLC - RIVE		2			2
BAPTIST HOSPITAL OF MIAMI MCI BROWARD LABORATORY			2	100%	2
MINUTECLINIC DIAGNOSTIC PA #7110		2			2
DALLAS VA MEDICAL CENTER - VA NORTH TEXAS HEALTH CARE SYSTEM			2	100%	2
MINUTECLINIC DIAGNOSTIC OF NEW MEXICO LLC #7552		2			2
BRENTWOOD AT FORE RANCH			2	100%	2
CARE NOW DENTON			2	100%	2
CROSSTOWN PHARMACY		2			2
SMITH NORTHVIEW HOSPITAL LAB			2	100%	2
VA OUTPATIENT PHARMACY			2	100%	2
UNIVERSITY OF MIAMI SCCC RESEARCH LABORATORY			2	100%	2
BAYCARE OUTREACH LAB			2	100%	2
FLORIDA MEDICAL CENTER OF CLEARWATER		2			2
RENFREW CENTERS INC		2			2
CARE 365			2	100%	2
CVS NH6596POCT HAMPTON		2			2
METROHEALTH SYSTEM			2	100%	2
ADVENTHEALTH EAST ORLANDO EMPLOYEE CLINIC		2			2
LEGACY LABORATORY SERVICES			2	100%	2
FAMILY CARE SPECIALISTS OF ORLANDO			2	100%	2
UF KANAPAHA LAB BEAKER		2			2
PALM BEACH DIABETES & ENDOCRINE SPECIALISTS PA			2	100%	2
CARENOW LENEXA			2	100%	2
SUMMIT URGENT CARE PS			2	100%	2
FALCON HEALTH CENTER			2	100%	2
AFC PHYSICIANS OF FLORIDA, PA			2	100%	2
PHOEBE BERKS HEALTH CARE CENTER		2			2
GERM BUSTERS 911 LLC			2	100%	2
FKC AMELIA ISLAND DIALYSIS			2	100%	2
GULF COAST MEDICAL CENTER RESPIRATORY CARE			2	100%	2
COASTAL MEDICAL LAB			2	100%	2
SOUTHERN SURGICAL ARTS		2			2
ST JOSEPH'S HOSPITAL INC			2	100%	2
MAYO CLINIC COUMADIN CLINIC LABORATORY		1	1	50%	2
MINUTECLINIC #2797		2			2
ADVANCED MEDICAL CARE			2	100%	2
CVS CA9803POCT RIVERSIDE		2			2
CHNJ		2			2
FLORIDA MEDICAL CENTER			2	100%	2
WHOLE CHILD PEDIATRICS			2	100%	2

COVID-19: testing by laboratory

Data through Mar 5, 2021 verified as of Mar 6, 2021 at 09:25 AM

Data in this report are provisional and subject to change.

The numbers in the table below represent the number of Florida and non-Florida residents for whom test results were received by the Department of Health. A person can be tested by more than one laboratory and can have both positive and negative results. **Therefore, the sum of the numbers in each column will be larger than the total number of people tested.**

Reporting lab	Inconclusive	Negative	Positive	Percent positive	Total
MEMORIAL HOSPITAL OF SOUTH BEND			2	100%	2
SCDHEC BUREAU OF LABORATORIES			2	100%	2
MATHER HOSPITAL			2	100%	2
MINUTECLINIC, LLC, DBA MINUTECLINIC #4		2			2
Macon Valley Nursing and Rehabilitation Center		2			2
JOHN D. ARCHBOLD MEM. HOSPITAL			2	100%	2
LABCORP OF AMERICA HOLDINGS		1	1	50%	2
RAPID RESULT CORP LLC		1	1	50%	2
MD NOW URGENT CARE CENTER INC.			2	100%	2
WARE EXPRESS CARE			2	100%	2
UNIVERSTIY OF ILLINOIS HOSPITAL			2	100%	2
HCR MANOR CARE SERVICES OF FLORIDA III INC		2			2
ATLAS GENOMICS			2	100%	2
JULIE STAATS DO		2			2
CHI MEMORIAL PRIMARY CARE ASSOCIATES-A		2			2
Timber Ridge Health Care Center			2	100%	2
SUNSHINE PHARMACY		2			2
BLUEWATER TOXICOLOGY			2	100%	2
APC PEDIATRICS			2	100%	2
ADVOCATE SHERMAN HOSPITAL			2	100%	2
MOUNT SINAI AVENTURA DIAGNOSTIC CENTER			2	100%	2
ASHLEY PEDIATRICS			2	100%	2
NATIONWIDE LABORATORY SERVICES		1	1	50%	2
CVS MA447POCT NORTHAMPTON		2			2
NEMOURS CHILDREN'S URGENT CARE LAKE NONA			2	100%	2
ONE MEDICAL GROUP		1	1	50%	2
WEST COAST PEDIATRICS			2	100%	2
CVS OH2486POCT NILES		1	1	50%	2
RIGHT AT HOME			2	100%	2
MANSFIELD MEDICAL LODGE			2	100%	2
ADVANCE FAMILY PRACTICE LLC□			2	100%	2
CVS CA9721POCT ARCADIA		2			2
Kroger 739 - The Little Clinic La Grange Road		2			2
NEMOURS CHILDREN'S PRIMARY CARE OF VERO BEACH			2	100%	2
FLORIDA PRIMARY CARE CENTER PA		2			2
SUNBRIDGE CARE & REHAB FOR DECATUR		2			2
HACKENSACK MERIDIAN URGENT CARE, PC		2			2
Greystone Nursing and Rehab, LLC			2	100%	2
BUFFALO CROSSINGS HEALTHCARE AND REHABILITATION CENTER			2	100%	2
CVS MA920POCT CLINTON		2			2
HPH HOME CARE		1	1	50%	2
DELAWARE DIAGNOSTICS LABS			2	100%	2
The Palms Nursing and Rehabilitation		1	1	50%	2
QUEST DIAGNOSTICS INCORPORATED			2	100%	2
BAYCARE OUTREACH LAB WH SOUTH			2	100%	2
STOP URGENT CARE			2	100%	2
DURAND SENIOR CARE & REHAB CENTER		2			2

COVID-19: testing by laboratory

Data through Mar 5, 2021 verified as of Mar 6, 2021 at 09:25 AM

Data in this report are provisional and subject to change.

The numbers in the table below represent the number of Florida and non-Florida residents for whom test results were received by the Department of Health. A person can be tested by more than one laboratory and can have both positive and negative results. **Therefore, the sum of the numbers in each column will be larger than the total number of people tested.**

Reporting lab	Inconclusive	Negative	Positive	Percent positive	Total
FLORIDA SCHOOL FOR THE DEAF & BLIND			2	100%	2
PALM MEDICAL CENTER - PLANT CITY		2			2
SPECTRUM HEALTH			2	100%	2
CDK LIBERTY ENTERPRISES, LLC		2			2
MEDEXPRESS URGENT CARE-SALINA, S 9TH ST		2			2
Kroger 441 - The Little Clinic Middletown		2			2
CHESTERFIELD HEALTHCARE GROUP, INC		2			2
LIFT HEALTH		2			2
MIDDLE TENN MENTAL HEALTH INSTITUTE		2			2
PTC LABORATORIES			2	100%	2
CPL LABS			2	100%	2
WURLAND NURSING AND REHABILITATION, L		2			2
CVS SC7567POCT BOILING SPRINGS		1	1	50%	2
SAFE PMC		2			2
THE WINDSOR ORTEGA		2			2
Kroger 596 - The Little Clinic Brentwood		2			2
PM PEDIATRICS OF BAYSIDE PLLC - HOPEWELL JUNCTION		2			2
PEACEHEALTH CENTRAL		2			2
WALGREENS #15495		1	1	50%	2
PARKRIDGE MEDICAL CENTER			2	100%	2
SOUTH BEND MEDICAL FOUNDATION			2	100%	2
A+ URGENT/PRIMARY CARE			2	100%	2
Van Wert Manor		2			2
BAYSHORE MEDICAL CENTER			2	100%	2
CHAPPEL GROUP RESEARCH, THE		2			2
ESCANDON DIAGNOSTIC CLINIC			2	100%	2
UC CORAL GABLES			2	100%	2
PENSACOLA MEDICAL CLINIC LLC			2	100%	2
COMMUNITY HEALTH CENTERS OF PINELLAS, INC			2	100%	2
ARCPOINT LABS OF ALTAMONTE SPRINGS			2	100%	2
CLEVELAND CLINIC FLORIDA LABORATORY			2	100%	2
AMICUS MEDICAL CENTER LLC			2	100%	2
Camellia Gardens		2			2
BROOKDALE ALTAMONTE SPRINGS			2	100%	2
RICHICHI FAMILY HEALTH			2	100%	2
LAB CORP OF AMER SAN DIEGO			2	100%	2
PAUL GRECO MD CONCIERGE MEDICAL SERVICES PL		2			2
Great Lakes Health Center			2	100%	2
PUBLIC HEALTH LABORATORY	1		1	50%	2
CVS MA2125POCT NATICK		1	1	50%	2
JUPITER PEDIATRIC ASSOCIATES, PA		1	1	50%	2
ALVERNO CLINICAL LABORATORIES			2	100%	2
HERNANDO CHILDREN'S			2	100%	2
Kroger 400 - The Little Clinic Hartley Bridge Rd		1	1	50%	2
AYASS BIOSCIENCE LLC			2	100%	2
Bedford Care Center of Hattiesburg		2			2
Good Samaritan Society Waukon		2			2

COVID-19: testing by laboratory

Data through Mar 5, 2021 verified as of Mar 6, 2021 at 09:25 AM

Data in this report are provisional and subject to change.

The numbers in the table below represent the number of Florida and non-Florida residents for whom test results were received by the Department of Health. A person can be tested by more than one laboratory and can have both positive and negative results. **Therefore, the sum of the numbers in each column will be larger than the total number of people tested.**

Reporting lab	Inconclusive	Negative	Positive	Percent positive	Total
DRR JMC URGENT CARE DONALD ROSS			2	100%	2
FHCP ASC - ORANGE CITY			2	100%	2
NEWTON MEMORIAL HOSPITAL		2			2
SUNCOAST BLOOD BANK			2	100%	2
EMERALD TRACE		2			2
TENNESSEE DEPARTMENT OF HEALTH (TDH) - REGIONAL LABORATORY			2	100%	2
BROOKS -TLC HOSPITAL SYSTEM			2	100%	2
CORMEUM LAB SERVICES, LLC			2	100%	2
EVERYBODY'S FAMILY CLINIC		2			2
ST JOHN'S RIVERSIDE HOSPITAL		2			2
BIOHEALTH MEDICAL LAB INC			2	100%	2
Chatham Nursing and Rehab Center		2			2
MEDEXPRESS URGENT CARE - SPRINGDALE, S 40TH STREET		2			2
LINIL VISITING NURSES, INC		2			2
First Care Living Center/Essentia Health			2	100%	2
ADVENTHEALTH IMAGING PARTIN SETTLEMENT			2	100%	2
MEDEXPRESS URGENT CARE - CEDAR KNOLLS		2			2
BAPTIST HEALTHCARE - LAKEVIEW CENTER INC		2			2
AUSTIN REGIONAL CLINIC MICROBIOLOGY LAB			2	100%	2
LAWRENCE GENERAL HOSPITAL			2	100%	2
MEDERI CARETENDERS		1	1	50%	2
FLORIDA CLINICAL LABORATORY INC			2	100%	2
SOUTHERN BREEZE HEALTHCARE		1	1	50%	2
AFC URGENT CARE/FARRAGUT			2	100%	2
CATSKILL REGIONAL MEDICAL CENTER		2			2
MERCY HEALTH LAB		1	1	50%	2
HOCHBERG LOWER SCHOOL		2			2
INTERMOUNTAIN MEDICAL CENTER			2	100%	2
PRIMARY HEALTH CARE ASSOCIATES INC			2	100%	2
JACKSON LABORATORY OF GENOMIC MEDICINE		2			2
UNIVERSITY OF MISSOURI HEALTH CARE			2	100%	2
Cedar Valley Nursing & Rehab Center		2			2
UWMC MONTLAKE DEPT OF LAB MED			2	100%	2
Lake Charles Healthcare LLC dba Landmark Lake Charles			2	100%	2
CATHOLIC HEALTH LABORATORY SERVICES		2			2
SKIN WELLNESS PHYSICIANS LLC		2			2
GALEN BAYLOR EXTENSION		2			2
STATE OF FLORIDA			2	100%	2
ASPIRUS RIVERVIEW HOSPITAL & CLINICS INC		1	1	50%	2
UNIVERSITY OF MARYLAND MEDICAL CENTER			2	100%	2
CIMA MEDICAL CENTER		1	1	50%	2
LEXINGTON PLACE			2	100%	2
BOND COMMUNITY HEALTH CENTER			2	100%	2
SPRINGHILL SENIOR RESIDENCE		2			2
SOUTHERN TENNESSEE MEDICAL CENTER			2	100%	2
GOUVERNEUR HOSPITAL LABORATORY		2			2
MAWD PATHOLOGY GROUP			2	100%	2

COVID-19: testing by laboratory

Data through Mar 5, 2021 verified as of Mar 6, 2021 at 09:25 AM

Data in this report are provisional and subject to change.

The numbers in the table below represent the number of Florida and non-Florida residents for whom test results were received by the Department of Health. A person can be tested by more than one laboratory and can have both positive and negative results. **Therefore, the sum of the numbers in each column will be larger than the total number of people tested.**

Reporting lab	Inconclusive	Negative	Positive	Percent positive	Total
CLEVELAND CLINIC IMAGING			2	100%	2
ONTARIO COUNTY PUBLIC HEALTH		2			2
UTMB PATHOLOGY CLINICAL SERVICES LABORATORY			2	100%	2
Lakeside Oaks Care Center			2	100%	2
LACORP		1	1	50%	2
MAYO CLINIC GROUP PRACTICE LABORATORY			2	100%	2
TMH PHYSICIAN PARTNERS MONTICELLO		1	1	50%	2
PRIMACARE MEDICAL LAKEWOOD			2	100%	2
TWIN LAKES REHAB & HEALTHCARE		2			2
SANIBEL MEDICAL CLINIC			2	100%	2
WALGREENS #06583		2			2
GULF COAST IMMEDIATE CARE CENTER		1	1	50%	2
Birchaven		2			2
SIGNAL DIAGNOSTICS DBA FLOWHEALTH LABS			2	100%	2
MEDAILLE COLLEGE WELLNESS CENTER		2			2
STONECREST MEDICAL CENTER		1			1
ALIMETRIX INC		1			1
Melbourne Terrace Rehabilitation Center			1	100%	1
VERITAS GENETICS, INC.			1	100%	1
INTERNAL MEDICINE GROUP OF CENTRAL FLORIDA			1	100%	1
Kroger 397 - The Little Clinic Frankfort East		1			1
AMERICAN DRUG TESTING LAB LLC			1	100%	1
Memorial Health Care Center			1	100%	1
Bethel Lutheran Nursing & Rehabilitation Center		1			1
LEE MEMORIAL HOSPITAL OUTPATIENT SURGERY CENTER			1	100%	1
GENEVA FAMILY HEALTH			1	100%	1
GWINNETT MEDICAL CENTER			1	100%	1
ORCHID TERRACE		1			1
REGIONAL MED CTR BAYONET POINT			1	100%	1
Acts Manor House		1			1
Medicalodges Neosho			1	100%	1
CVS NV9586POCT RENO		1			1
HOLLAND COMMUNITY HOSPITAL		1			1
TERRELL URGENT CARE			1	100%	1
JAX FAMILY CARE		1			1
SANITAS RESEARCH LLC			1	100%	1
EMORY CRAWFORD LONG HOSPITAL			1	100%	1
Carington Park			1	100%	1
GOSHEN HOSPITAL			1	100%	1
BRONSON METHODIST HOSPITAL			1	100%	1
CORDOVA FAMILY PRACTICE			1	100%	1
WillowBrooke Court at Westminster Village		1			1
LAKE MARY DIALYSIS			1	100%	1
bishop rehabilitation and nursing center		1			1
HEALTH NETWORK			1	100%	1
Alden Lincoln Park			1	100%	1
MISSOURI DEPARTMENT OF HEALTH AND SENIOR SERVICES - STATE PH LAB		1			1

COVID-19: testing by laboratory

Data through Mar 5, 2021 verified as of Mar 6, 2021 at 09:25 AM

Data in this report are provisional and subject to change.

The numbers in the table below represent the number of Florida and non-Florida residents for whom test results were received by the Department of Health. A person can be tested by more than one laboratory and can have both positive and negative results. **Therefore, the sum of the numbers in each column will be larger than the total number of people tested.**

Reporting lab	Inconclusive	Negative	Positive	Percent positive	Total
MD NOW MEDICAL CENTERS, INC			1	100%	1
POMPANO BEACH ARTIFICIAL KIDNEY CENTER			1	100%	1
CLEVELAND HEARTLAB			1	100%	1
VISTA LAKE ASSISTED LIVING			1	100%	1
UPSON REGIONAL MEDICAL CENTER			1	100%	1
UNIVERSITY OF MARYLAND PATHOLOGY ASSOCIATES			1	100%	1
Excel Care Center			1	100%	1
HIGHLAND PARK LAKEWOOD PRESTON HOLLOW			1	100%	1
LIMA MEMORIAL HOSPITAL			1	100%	1
SMA BEHAVIORAL HEALTH SERVICES INC		1			1
REFERENCE LABORATORY			1	100%	1
HUNEYCUTT FAMILY PRACTICE			1	100%	1
Parkview Care Center			1	100%	1
GATEWAY LABORATORIES		1			1
BLOOMIN BRANDS WELLNESS CENTER			1	100%	1
ANDERSON FAMILY MEDICINE			1	100%	1
Troy Center for Rehabilitation & Nursing		1			1
Caldwell Care		1			1
THE TOLEDO HOSPITAL			1	100%	1
CVS OH2540POCT HILLIARD		1			1
ASSISTED LIVING AT TREZEVANT		1			1
FLORIDA HOME HEALTH			1	100%	1
HAYS CLINICAL LAB			1	100%	1
DOYLESTOWN HOSPITAL			1	100%	1
ERIE COUNTY EMERGENCY SERVICES DIV OF		1			1
GOOD PEDIATRICS			1	100%	1
WAYNE COUNTY PUBLIC HEALTH		1			1
TMH URGENT CARE CENTER			1	100%	1
SOUTHEASTERN INTEGRATED MEDICAL PL			1	100%	1
BLUFFTON HEALTH CENTER			1	100%	1
HUNTERS CREEK MEDICAL ASSOCIATES PA		1			1
Kroger 532 - The Little Clinic Murfreesboro		1			1
CONCENTRA - OCALA		1			1
INNOVATIVE CARE II LLC			1	100%	1
PROGRESSIVE MEDICAL LAB LLC			1	100%	1
OCEAN MEDICAL CENTER		1			1
Gulf Coast health and Rehabilitation, LLC		1			1
UABC			1	100%	1
GULF COUNTY HEALTH DEPARTMENT			1	100%	1
BLAKE AT PENSACOLA OPERATION CO, LLC, THE			1	100%	1
BAPTIST HOSPITAL EAST			1	100%	1
MID-FLORIDA PATHOLOGY LLC		1			1
PEDRO L ORTEGA MD PA			1	100%	1
VAULT MEDICAL SERVICES			1	100%	1
SPECTRUM LABORATORY			1	100%	1
MID FLORIDA COMMUNITY SERVICES			1	100%	1
UW MEDICINE CHU LAB			1	100%	1

COVID-19: testing by laboratory

Data through Mar 5, 2021 verified as of Mar 6, 2021 at 09:25 AM

Data in this report are provisional and subject to change.

The numbers in the table below represent the number of Florida and non-Florida residents for whom test results were received by the Department of Health. A person can be tested by more than one laboratory and can have both positive and negative results. **Therefore, the sum of the numbers in each column will be larger than the total number of people tested.**

Reporting lab	Inconclusive	Negative	Positive	Percent positive	Total
INTERNAL MEDICINE EMILIA MURRAY MD PA		1			1
WEST BOYNTON DIALYSIS			1	100%	1
ADVANCE HEALTH AND WELLNESS SOLUTIONS			1	100%	1
WEST PENSACOLA DIALYSIS CENTER			1	100%	1
AMERICAN LAB LLC		1			1
BEAUMONT HOSPITAL			1	100%	1
WALGREENS #5130			1	100%	1
FAMILY MEDICAL CENTER OF HOLLYWOOD PA			1	100%	1
EPIC CARE PHARMACY		1			1
TRUCARE LIVING CENTERS - SELMA			1	100%	1
RELIANCE HOME HEALTH CARE INC		1			1
NHC HealthCare, Cookeville		1			1
CARSON NURSING AND REHABILITATION CENTER		1			1
SMITH			1	100%	1
Kroger 390 - The Little Clinic North College Hill		1			1
Le Roy Village Green		1			1
NORTHERN KENTUCKY HEALTH DEPARTMENT			1	100%	1
SV MOBILE HEALTH			1	100%	1
Peninsula Nursing and Rehabilitation Center		1			1
NEMOURS CHILDREN'S PRIMARY CARE			1	100%	1
WINTER GARDEN CHILDREN'S HEALTH CENTERS			1	100%	1
PALMETTO LANDING			1	100%	1
HYDE PARK MEDICAL CENTER		1			1
Brown Nursing Home		1			1
HEALTHFORCE PARTNERS INC			1	100%	1
PALM COAST DIALYSIS		1			1
AHC Dyersburg		1			1
Kroger 57 - The Little Clinic Jay C Charlestown		1			1
			1	100%	1
MEMORIAL HERMANN MEDICAL GROUP-ATASCOCITA PEDS			1	100%	1
DIVERSICARE OF BIG SPRINGS		1			1
ADVANCED INDIVIDUALIZED MEDICINE OF NAPLES			1	100%	1
COASTAL PEDIATRICS LLC			1	100%	1
HEALTHPARTNERS HUDSON CLINIC			1	100%	1
ST JOSEPHS CHILDRENS HOSPITAL PEDI TRANSPORT			1	100%	1
XSTREMEMD			1	100%	1
GADSDEN FAMILY PRACTICE		1			1
LAKELAND MEDICAL CENTER			1	100%	1
GAMMA HEALTHCARE, INC		1			1
MINUTE CLINIC DIAGNOSTIC MED GRP OF CA		1			1
GREATER MIAMI DIALYSIS			1	100%	1
MONMOUTH MEDICALC ENTER		1			1
PATHOLOGYT & LAB MEDICINE SERVICES			1	100%	1
METROPOLITAN			1	100%	1
SIGNATURE CARE MIDLAND			1	100%	1
COLONIAL VILLA GOOD SAMARITAN CENTER		1			1
CVS CA9497POCT IRVINE		1			1

COVID-19: testing by laboratory

Data through Mar 5, 2021 verified as of Mar 6, 2021 at 09:25 AM

Data in this report are provisional and subject to change.

The numbers in the table below represent the number of Florida and non-Florida residents for whom test results were received by the Department of Health. A person can be tested by more than one laboratory and can have both positive and negative results. **Therefore, the sum of the numbers in each column will be larger than the total number of people tested.**

Reporting lab	Inconclusive	Negative	Positive	Percent positive	Total
WAKE FOREST MEDICAL CENTER LABORATORY			1	100%	1
MERITUS MEDICAL CENTER			1	100%	1
Fairhaven Retirement Community		1			1
BMC MAYPORT			1	100%	1
MAJESTIC OAKS			1	100%	1
EASTSIDE MEDICAL CLINIC		1			1
Kroger 825 - The Little Clinic Dorothy Lane		1			1
LITTLE FALLS HOSPITAL LABORATORY		1			1
UT MD ANDERSON CANCER CENTER-TUMOR MARKER LAB			1	100%	1
SUN CLINICAL LABORATORIES			1	100%	1
MEMORIAL HOSPITAL MIRAMAR WAIVED TESTING			1	100%	1
BAPTIST HEALTH PRIMARY CARE AT DORAL			1	100%	1
BAPTIST HEALTH PRIMARY CARE AT CUTLER BAY			1	100%	1
HIGH DESERT COURT GROUP HOME			1	100%	1
EDGAR PRICE FAMILY & CHILDREN HEALTHCARE CENTER			1	100%	1
ADVENTHEALTH CENTRA CARE POINCIANA			1	100%	1
FRESENIUS KIDNEY CARE FORT WALTON BEACH			1	100%	1
REGIONAL MEDICAL LABORATORY			1	100%	1
PRIME CARE FAMILY MEDICINE			1	100%	1
NABI		1			1
Washington County Nursing H0me			1	100%	1
Kroger 909 - The Little Clinic Hamilton			1	100%	1
CENTRAL FLORIDA HOSPITALIST			1	100%	1
MEDEXPRESS URGENT CARE - LINCOLN		1			1
ST JOHN'S MEDICAL CENTER, TETON VILLAGE			1	100%	1
PATIENT FIRST-GENERAL BOOTH			1	100%	1
SOWAL HEALTH & DRUG			1	100%	1
Community Care Center of Heritage House, LLC			1	100%	1
PUBLIX PHARMACY #1114			1	100%	1
Kroger 353 - The Little Clinic Harpers Point		1			1
BIODORON LABORATORIES			1	100%	1
HARTFORD HEALTH CARE & REHABILITATION			1	100%	1
BAYLOR SCOTT & WHITE ALL SAINTS MEDICAL CENTER FT			1	100%	1
BOLLES SCHOOL, THE			1	100%	1
ATLANTIS VISION CENTER			1	100%	1
Rehab Select of Talladega		1			1
OXLEY PARK HEALTH & REHAB		1			1
ALLIANCE LABORATORY SERVICES			1	100%	1
PARTNERS IN PRIMARY CARE		1			1
MEDHEALTH CLINICAL INC			1	100%	1
Kroger 359 - The Little Clinic Bellevue		1			1
NATIONAL INSTITUTES OF HEALTH CLINICAL CENTER			1	100%	1
NEW ERA HEALTH CENTER INC		1			1
FREDERICK AVENUE GROUP HOME		1			1
PERRY COUNTY NURSING HOME		1			1
DISCOVERY AT HOME, LLC			1	100%	1
MISSION REGIONAL MEDICAL CENTER			1	100%	1

COVID-19: testing by laboratory

Data through Mar 5, 2021 verified as of Mar 6, 2021 at 09:25 AM

Data in this report are provisional and subject to change.

The numbers in the table below represent the number of Florida and non-Florida residents for whom test results were received by the Department of Health. A person can be tested by more than one laboratory and can have both positive and negative results. **Therefore, the sum of the numbers in each column will be larger than the total number of people tested.**

Reporting lab	Inconclusive	Negative	Positive	Percent positive	Total
DIGESTIVE DISEASE CARE PC		1			1
MARYLAND DEPARTMENT OF HEALTH AND MENTAL HYGIENE-LABORATORIES			1	100%	1
CVS IL8750POCT CHICAGO		1			1
PALM BEACH COUNTY SHERIFF OFFICE			1	100%	1
NORTHEAST GEORGIA HEALTH SYSTEM			1	100%	1
SC-GA2018 SIMPSONVILLE REHABILITATION		1			1
Heartland Health Care Center Jacksonville			1	100%	1
TRAVIS LEE THOMPSON MD			1	100%	1
ADVENTHEALTH MEDICAL GROUP UROLOGY AT EAST ORLANDO		1			1
OUCH URGENT CARE			1	100%	1
VCU HEALTH SYSTEM AUTHORITY - MCV HOSPITALS			1	100%	1
FAITH FAMILY PRACTICE			1	100%	1
GENESIS MICROBIOLOGY LAB		1			1
CVS MA957POCT WEST SPRINGFIELD		1			1
CULVER CITY URGENT CARE			1	100%	1
EAST TENNESSEE STATE UNIVERSITY		1			1
EASTMAN HEALTHCARE & REHAB		1			1
MOUNT SINAI MEDICAL CENTER OF FLORIDA, INC			1	100%	1
TMH REHABILITATION CENTER		1			1
ST. MICHAEL'S ELITE HOSPITAL			1	100%	1
ARCADIA DIALYSIS CENTER			1	100%	1
WAYCROSS INTRTNAL MEDICINE			1	100%	1
EVEXIA DIAGNOSTICS			1	100%	1
Vibrantlife of El Paso Rehabilitation Center			1	100%	1
WALGREENS # 11165		1			1
SOMA MEDICAL CENTER P.A. #4			1	100%	1
CARINGPLUS HOMECARE LLC			1	100%	1
SAINT JOSEPHS HOSPITAL OF ATLANTA			1	100%	1
RANDOLPH COUNTY HEALTH & REHABILITATIO		1			1
FAU MEMORY & WELLNESS CENTER			1	100%	1
San Antonio Residence and Rehabilitation Center		1			1
Williamstown Commons			1	100%	1
HERNANDO COUNTY HEALTH DEPT			1	100%	1
Kroger 407 - The Little Clinic Lexington		1			1
Good Samaritan Society		1			1
Kroger - KRO62000426			1	100%	1
FALKVILLE HEALTHCARE		1			1
FAMILY AND INTERNAL MEDICINE ASSOCIATES		1			1
VETERANS AFFAIRS MEDICAL CENTER - EAST ORANGE			1	100%	1
THE DOCTOR'S OFFICE OF WEST CALDWELL		1			1
SHAMRA MEDICAL LABORATORY			1	100%	1
BRANDON OUTREACH CLINIC			1	100%	1
PALMETTO BAY MEDICAL CENTER			1	100%	1
OAKMONT OF UNION SC, LLC		1			1
ADVANCE CARDIOVASCULAR IMAGING, INC			1	100%	1
Kroger 433 - The Little Clinic Atoka		1			1
Oregon Veterans Home The Dalles		1			1

COVID-19: testing by laboratory

Data through Mar 5, 2021 verified as of Mar 6, 2021 at 09:25 AM

Data in this report are provisional and subject to change.

The numbers in the table below represent the number of Florida and non-Florida residents for whom test results were received by the Department of Health. A person can be tested by more than one laboratory and can have both positive and negative results. **Therefore, the sum of the numbers in each column will be larger than the total number of people tested.**

Reporting lab	Inconclusive	Negative	Positive	Percent positive	Total
BROCK HUGHES MEDICAL CENTER			1	100%	1
CORONA CONCIERGE, LLC		1			1
DEVANSH LAB WERKS		1			1
CVS MA2401POCT MARSHFIELD		1			1
Newton Wellesley Center for Alzheimer's Care		1			1
MEDTOWN PHARMACY			1	100%	1
ADVENTHEALTH PHYSICIAN GROUP - APPLEWOOD			1	100%	1
MIAMI-DADE COUNTY HEALTH DEPT.		1			1
CAREWELL 203			1	100%	1
Ideal Senior Living Center		1			1
NORTHSIDE FAMILY MEDICINE		1			1
PEDRO MENENDEZ HEALTH CENTER AT ST JOHNS			1	100%	1
EXPRESS LAB LIVINGSTON			1	100%	1
LARKIN COMMUNITY HOSPITAL PALM SPRINGS CAMPUS			1	100%	1
TREASURE COAST MEDICAL CONCIERGE LLC			1	100%	1
SUTTER GOULD MEDICAL FOUNDATION			1	100%	1
TEXAS HEALTH ARLINGTON MEMORIAL		1			1
FIU HEALTH CARE CENTER			1	100%	1
ELLIS HOSPITAL URGENT CARE CENTER LAB		1			1
FLORIDA EPIDEMIOLOGY PROGRAM			1	100%	1
ULTIMATE KIDNEY CARE			1	100%	1
OMC PRIMARY CARE - HOSPITAL CAMPUS			1	100%	1
Cornerstone at the Ranch		1			1
ABSOLUTE QUICK CARE			1	100%	1
Rio Grande City Nursing and Rehab Center			1	100%	1
UCH LAB			1	100%	1
TEXAS HEALTH ARLINGTON MEMORIAL HOSPITAL			1	100%	1
UNIVERSITY PLACE NURSING CENTER		1			1
SKY RIDGE MEDICAL CENTER - MICRO			1	100%	1
OMAHA VA MEDICAL CENTER			1	100%	1
PHOEBE PRIMARY CARE CAMILLA			1	100%	1
GARNET HEALTH DOCTORS		1			1
PINELLAS POINT NURSING AND REHAB CENTER			1	100%	1
CHATEAU MADELEINE - SENIOR LIVING & MEMORY CARE			1	100%	1
GENESIS HOME HEALTH CARE SERVICES OF			1	100%	1
Accordius Health at Harrisonburg		1			1
EXCEL URGENT CARE OF NJ			1	100%	1
SPECIALTY DRUG TESTING			1	100%	1
PROGRESSIVE MEDICAL RESEARCH			1	100%	1
MBMG OF WINTER HAVEN			1	100%	1
LUMICO LIFE INSURANCE COMPANY		1			1
RIVERSIDE REGIONAL MED CENTER			1	100%	1
NORTH SHORE HEMATOLOGY-ONCOLOGY ASSOCIATES PC		1			1
WALGREENS #10854		1			1
CONNECTICUT PEDIATRICS @ CHC		1			1
URGENT DOC -NACOGODOCHES CLINIC			1	100%	1
CITRONELLE HEALTH AND REHABILITATION CENTER		1			1

COVID-19: testing by laboratory

Data through Mar 5, 2021 verified as of Mar 6, 2021 at 09:25 AM

Data in this report are provisional and subject to change.

The numbers in the table below represent the number of Florida and non-Florida residents for whom test results were received by the Department of Health. A person can be tested by more than one laboratory and can have both positive and negative results. **Therefore, the sum of the numbers in each column will be larger than the total number of people tested.**

Reporting lab	Inconclusive	Negative	Positive	Percent positive	Total
CLINICAL CARE, INC			1	100%	1
Princeton Place			1	100%	1
WALMART PHARMACY 10-4554		1			1
MERCY MEDICAL CENTER INC			1	100%	1
Courtenay Springs Village			1	100%	1
CURA LABORATORY SERVICES			1	100%	1
BROOKSVILLE REGIONAL HOSPITAL			1	100%	1
NORTH PALM CHIDRENS PHYSICIANS			1	100%	1
HEALTH CARE SERVICES LC			1	100%	1
WEST CARVER MEDICAL ASSOCIATES		1			1
EASTGENE LABORATORIES		1			1
MERCY HOME		1			1
MEDCOR CORPORATE CLINIC			1	100%	1
ABRAKIDABRA KIDS CLINIC			1	100%	1
TAMPA GENERAL MEDICAL GROUP LABORATORY HEALTHPARK			1	100%	1
MEDEXPRESS URGENT CARE - WICHITA, N MAIZE RD		1			1
LEGACY AT HIGHWOODS PRESERVE		1			1
ISLAND NURSING HOME			1	100%	1
Crisp Regional Nursing and Rehab Center		1			1
SPEARE MEMORIAL HOSPITAL			1	100%	1
CVS AZ69POCT PEORIA		1			1
PULMONARY, CRITICAL CARE AND SLEEP DISORDERS INSTITUTE OF SOUTH FLORID			1	100%	1
Portsmouth Health and Rehab			1	100%	1
LABORATORY SERVICES SGHS - CAMDEN		1			1
MEDICAL ASSOCIATES OF THE SHOALS		1			1
DSI LABORATORIES-NAPLES-7TH			1	100%	1
Jersey City Medical Center		1			1
CHI ST. LUKE'S HEALTH BCM MEDICAL CENTER			1	100%	1
Autumn Care of Suffolk		1			1
SANTA ROSA PEDIATRICS			1	100%	1
THE INTERNAL MEDICAL GROUP		1			1
FAYETTE MEDICAL CENTER LAB		1			1
Kroger 519 - The Little Clinic Staples Mill Road		1			1
MCR HEALTH MEDICAL EXPRESS			1	100%	1
EH FARGO HOSPITAL LABORATORY			1	100%	1
West Bay of Tampa Center			1	100%	1
FAMILY PRACTICE OF CENTRAL FLORIDA PA			1	100%	1
OCALA REGIONAL DIALYSIS- NORTH			1	100%	1
CARE ADVANTAGE			1	100%	1
EVANS FAMILY CARE PA			1	100%	1
QUALITY CLINICAL LAB LLC			1	100%	1
LIFE CARE CENTER OF HILTON HEAD		1			1
CAREWELL URGENT CARE FITCHBURG			1	100%	1
Chateau Living Center			1	100%	1
LEHIGH REGIONAL WOUND CENTER			1	100%	1
MINUTECLINIC, LLC #07876			1	100%	1
SYNERGENE LABORATORY			1	100%	1

COVID-19: testing by laboratory

Data through Mar 5, 2021 verified as of Mar 6, 2021 at 09:25 AM

Data in this report are provisional and subject to change.

The numbers in the table below represent the number of Florida and non-Florida residents for whom test results were received by the Department of Health. A person can be tested by more than one laboratory and can have both positive and negative results. **Therefore, the sum of the numbers in each column will be larger than the total number of people tested.**

Reporting lab	Inconclusive	Negative	Positive	Percent positive	Total
CIRRUS DX			1	100%	1
Bayou Vista Community Care Center			1	100%	1
CEPERO PEDIATRICS PA			1	100%	1
CAROLINAS HEALTHCARE SYSTEM LAB			1	100%	1
JACKSONVILLE HEALTH & REHAB		1			1
MINUTE CLINIC DIAGNOSTICS OF IN, LLC #6252		1			1
THE HOSPITALS OF PROVIDENCE EMERGENCY ROOM			1	100%	1
PATHOLOGY		1			1
Manor Care of Dallastown d/b/a ManorCare Health Services - Dallastown		1			1
GOLDING-GRANADO MEDICAL ASSOCIATES		1			1
NEW ERA COMMUNITY HEALTH CENTER LLC		1			1
FLORHAM PARK ENDOSCOPY CENTER		1			1
MARTIN HEALTH PHYSICIAN GROUP			1	100%	1
TITUSVILLE REHABILITATION AND NURSING CENTER		1			1
MAYO CLINIC BEACHES PRIMARY CARE CTR		1			1
CVS HEALTH, #5962		1			1
HEALTH FIRST HOME CARE		1			1
RCP OF MEMORIAL WEST			1	100%	1
CVS IL2297651CV JOLIET		1			1
HEARTLAND OF ZEPHYRHILLS FL, LLC			1	100%	1
Dulles Health and Rehab Center		1			1
WEST VIRGINIA UNIVERSITY HOSPITALS			1	100%	1
777 URGENT CARE			1	100%	1
JPS HEALTH CENTER AT TRUE WORTH PLACE			1	100%	1
SOLARIS HEALTHCARE PLANT CITY		1			1
SEATTLE-KING COUNTY			1	100%	1
5 STAR HOME HEALTH SERVICES INC		1			1
USF PHYSICIANS GROUP			1	100%	1
Hawthorne House		1			1
CRUSADER COMMUNITY HEALTH			1	100%	1
CVS CT2210POCT RIVERSIDE		1			1
Rockcastle Health and Rehab		1			1
CHC			1	100%	1
HUMC		1			1
WHEATON FRANCISCAN LABORATORY			1	100%	1
MEMORIAL HOSPITAL LOS BANOS			1	100%	1
RIDGE OPTUM FLORIDA			1	100%	1
EASTSIDE URGENT CARE			1	100%	1
BHS PHYSICIAN NETWORK			1	100%	1
MEDICAL CITY NORTH HILLS			1	100%	1
PRISMA HEALTH TUOMEY LABORATORY			1	100%	1
ST VINCENT'S AMBULATORY CARE INC			1	100%	1
Manor Care Health Services- Wilmington			1	100%	1
PHYSICIANS IMMEDIATE CARE			1	100%	1
LRGHEALTHCARE		1			1
GILBERT MEDICAL GROUP			1	100%	1
MEDEXPRESS URGENT CARE - WESTFIELD, E MAIN ST			1	100%	1

COVID-19: testing by laboratory

Data through Mar 5, 2021 verified as of Mar 6, 2021 at 09:25 AM

Data in this report are provisional and subject to change.

The numbers in the table below represent the number of Florida and non-Florida residents for whom test results were received by the Department of Health. A person can be tested by more than one laboratory and can have both positive and negative results. **Therefore, the sum of the numbers in each column will be larger than the total number of people tested.**

Reporting lab	Inconclusive	Negative	Positive	Percent positive	Total
HATLEY HEALTH CARE, INC		1			1
WEST PALM BEACH PHARMACEUTICALS LLC			1	100%	1
THEDACARE FAMILY MEDICINE GATEWAY			1	100%	1
ACCESS FAMILY CARE LLC			1	100%	1
JACKSON MADISON CO. GEN. HOSPITAL			1	100%	1
CHIPOLA QUICK CARE			1	100%	1
FLORIDA HOSPITAL ORMOND BEACH			1	100%	1
LAS PALMAS MEDICAL CENTER			1	100%	1
AMERICA'S ER SITE 002 LLC			1	100%	1
MEDEXPRESS URGENT CARE - LEOMINSTER		1			1
CVS MA1022POCT CAMBRIDGE		1			1
EDWARD HOSPITAL			1	100%	1
MRMC LAB MICRO			1	100%	1
Hillside Manor Rehabilitation and Extended Care Center		1			1
BELLMORE PEDIATRICS		1			1
BETHESDA DIALYSIS			1	100%	1
GREATER TAMPA AT HOME			1	100%	1
Cerenity Senior Care-White Bear Lake		1			1
CVS AZ5477POCT SURPRISE		1			1
ALLEGANY COUNTY DEPARTMENT OF HEALTH		1			1
LYSTER MAIN LAB, FT RUCKER		1			1
The Center at Centennial			1	100%	1
Kroger 705 - The Little Clinic Richmond		1			1
RESTORE MEDICAL PARTNERS PLLC			1	100%	1
LANTANA HC LAB			1	100%	1
KEY WEST BRANCH MEDICAL CLINIC			1	100%	1
HEALTH GUAGE			1	100%	1
MEDEXPRESS URGENT CARE - EWING		1			1
HAVASU REGIONAL MEDICAL CENTER			1	100%	1
Florence Home		1			1
Miller Health Care Center			1	100%	1
LABORATORY COPRORATION OF AMERICA			1	100%	1
RED BUG LAKE ROAD OVIEDO COVID			1	100%	1
PROMUS DIAGNOSTICS, LLC			1	100%	1
MEDEXPRESS URGENT CARE - PATRICK STREE			1	100%	1
AURORA CONSOLIDATED LABORATORY			1	100%	1
Mayfair Village Nursing Care Center		1			1
SHRIVERS PHARMACY AND WELLNESS CENTER			1	100%	1
INTERIM HEALTHCARE OF PALM COAST			1	100%	1
SUSAN F. WILLIAMS M.D., P.A.			1	100%	1
Kroger - KR070600172		1			1
DAUGHTERS OF SARAH NURSING CENTER		1			1
DAVENPORT PEDIATRICS CLERMONT			1	100%	1
Elderwood at Lancaster		1			1
TOMAH VAMC			1	100%	1
HOLMES FAMILY PRACTICE PA			1	100%	1
SPECTRUM LUDINGTON			1	100%	1

COVID-19: testing by laboratory

Data through Mar 5, 2021 verified as of Mar 6, 2021 at 09:25 AM

Data in this report are provisional and subject to change.

The numbers in the table below represent the number of Florida and non-Florida residents for whom test results were received by the Department of Health. A person can be tested by more than one laboratory and can have both positive and negative results. **Therefore, the sum of the numbers in each column will be larger than the total number of people tested.**

Reporting lab	Inconclusive	Negative	Positive	Percent positive	Total
INNOVATIVE HEALTH DIAGNOSTIC OF CALIFORNIA			1	100%	1
ABSOLUTE CAREGIVERS HOME HEALTH AGENCY INC			1	100%	1
BRUNSWICK HEALTH AND REHABILITATION CE		1			1
MOBILE HEALTH MEDICAL SERVICES PC		1			1
BARRINGTON TERRACE NAPLES			1	100%	1
Valley View Health and Rehabilitation, LLC		1			1
PM PEDIATRICS OF BAYSIDE, PLLC		1			1
MYLAN-SOUTH POINT PA		1			1
LEGACY SPECIALTY PHARMACY CORP			1	100%	1
SPRINGFIELD HOSPITAL			1	100%	1
EXCEL URGENT CARE OF PARAMUS LLC		1			1
CALIFORNIA PUBLIC HEALTH LABORATORY			1	100%	1
INTEGRATED GENETICS SEQUENOM		1			1
MOBILE MEDICAL CLINIC			1	100%	1
SHANDS JACKSONVILLE CLINICAL CENTER			1	100%	1
CELEBRATION FAMILY PHYSICIANS LLC			1	100%	1
VIVIAN SIMMONS FAMILY PRACTICE			1	100%	1
METROWEST MEDICAL CENTER - FRAMINGHAM			1	100%	1
NORTH FLORIDA FAMILY MEDICINE			1	100%	1
MOBILE INFIRMARY MEDICAL CENTER			1	100%	1
CVS NC2749POCT CONCORD		1			1
CVS TN6414POCT SMYRNA		1			1
SUNSHINE PEDIATRICS OF LUTz			1	100%	1
TRAFALGAR DIALYSIS			1	100%	1
CVS MA2600POCT WEYMOUTH			1	100%	1
Kroger 410 - The Little Clinic Trinity		1			1
Schenectady Center for Rehabilitation & Nursing		1			1
TWIN			1	100%	1
Metairie Healthcare Center			1	100%	1
MAINE HEALTH AND ENVIRONMENTAL TESTING LABORATORY			1	100%	1
TILE PHARMACY		1			1
Fairhope		1			1
Walgreens #9890		1			1
MINUTECLINIC DIAGNOSTIC OF VIRGINIA, LLC #1980		1			1
ARNOLD PALMER HOSPITAL LAB POCT		1			1
New York Harbor Harbor HCS - Brooklyn Campus		1			1
NULL			1	100%	1
BRUCE S WEST MD			1	100%	1
C V S / PHARMACY #833		1			1
GREYSTONE HOME HEALTH OF GREATER ORLANDO LLC		1			1
A.G. Rhodes		1			1
BASCOM PALMER-MICRO LAB			1	100%	1
BROOKDALE AVONDALE (BU 04360)			1	100%	1
BAXTER REGIONAL MEDICAL CENTER			1	100%	1
RESOURCE PATH LLC			1	100%	1
ROCKLEDGE HEALTH & REHABILITATION CENTER			1	100%	1
BAPTIST HEALTH MEDICAL PLAZA			1	100%	1

COVID-19: testing by laboratory

Data through Mar 5, 2021 verified as of Mar 6, 2021 at 09:25 AM

Data in this report are provisional and subject to change.

The numbers in the table below represent the number of Florida and non-Florida residents for whom test results were received by the Department of Health. A person can be tested by more than one laboratory and can have both positive and negative results. **Therefore, the sum of the numbers in each column will be larger than the total number of people tested.**

Reporting lab	Inconclusive	Negative	Positive	Percent positive	Total
CLEVELAND CLINIC FLORIDA WAIVED			1	100%	1
NEW YORK STATE DEPARTMENT OF HEALTH			1	100%	1
SAINT LEO UNIVERSITY INCORPORATED			1	100%	1
Maryfield Inc. dba Pennybyrn		1			1
USCG AIR STATION CLEARWATER CLINIC			1	100%	1
COURTLAND TERRACE		1			1
BREVARD COUNTY JAIL			1	100%	1
WALGREENS # 12338		1			1
COMMUNITY MEDICAL CARE			1	100%	1
Towne Manor West		1			1
SCRIPTS PLUS INC DBA THE MEDICINE SHOP		1			1
TAYLOR COUNTY HEALTH DEPARTMENT			1	100%	1
WESTEX URGENT CARE, PLLC			1	100%	1
Redwood Springs Healthcare			1	100%	1
BEAUMONT HOSPITAL, GROSSE POINTE			1	100%	1
EVERGREEN NURSING HOME		1			1
FELD ENTERTAINMENT			1	100%	1
VA Tennessee Valley HCS-Nashville Campus			1	100%	1
FRANKLIN CBOC			1	100%	1
ADVANCED URGENT CARE PLLC		1			1
NORTH WEST FLORIDA DIAGNOSTIC ENOCRINOLOGY CLINIC			1	100%	1
Raleigh Center (WV)			1	100%	1
MEDOR/ACC SYNCHRONY			1	100%	1
US LABORATORIES			1	100%	1
BRISTOL REGINAL MEDICAL CENTER			1	100%	1
MINUTE CLINIC LLC #1909		1			1
GSM OCED Subsection			1	100%	1
LAKE VIEW COURT		1			1
SILVER SPRINGS SHORES DIALYSIS			1	100%	1
Kroger - KRO01100688			1	100%	1
NORTH SHORE MEDICAL CENTER - SALEM HOSPITAL			1	100%	1
FLORIDA FAMILY LABORATORY		1			1
COMMUNITY HOSPITALS INDIANAPOLIS			1	100%	1
OMNICARE PHARMACY OF TEXAS 1, LP		1			1
BLOSSOMS ASSISTED LIVING 1 LLC			1	100%	1
WELL-KEY URGENT CARE SEVIERVILLE			1	100%	1
St. Luke's Care Center		1			1
REGENTS PARK OF JACKSONVILLE			1	100%	1
Mercy Manor Transition Center			1	100%	1
CLUB HEALTH AND REHABILITATION CENTER, THE		1			1
RABI SINHA, MD		1			1
SHANDSCAIR FLIGHT PROGRAM			1	100%	1
ACCESS TOTAL CARE - PORTLAND			1	100%	1
FAMILY PHYSICIANS OF WINTER PARK, INC			1	100%	1
SOPHIA MEDICAL ASSOCIATES, PC			1	100%	1
HOLSTON MEDICAL GROUP		1			1
TRIPLE O RESEARCH INSTITUTE PA			1	100%	1

COVID-19: testing by laboratory

Data through Mar 5, 2021 verified as of Mar 6, 2021 at 09:25 AM

Data in this report are provisional and subject to change.

The numbers in the table below represent the number of Florida and non-Florida residents for whom test results were received by the Department of Health. A person can be tested by more than one laboratory and can have both positive and negative results. **Therefore, the sum of the numbers in each column will be larger than the total number of people tested.**

Reporting lab	Inconclusive	Negative	Positive	Percent positive	Total
UHS BINGHAMTON GENERAL			1	100%	1
THE HEART HOSPITAL BAYLOR PLANO			1	100%	1
Florence Nursing and Rehabilitation Center		1			1
CLARKSVILLE MANOR INC		1			1
THYROID SPECIALTY LABORATORY			1	100%	1
MORSELIFE HOME CARE INC			1	100%	1
1ST CHOICE URGENT CARE CENTER LLC			1	100%	1
OMNI HEALTHCARE INC			1	100%	1
VA OPTOMETRY CLINIC			1	100%	1
Kroger 395 - The Little Clinic Blanchester		1			1
RIVERSIDE COUNTY PUBLIC HEALTH LABORATORY			1	100%	1
PACE UNIVERSITY HEALTH CARE		1			1
MEDEXPRESS URGENT CARE - CABOT			1	100%	1
Sage Bluff Health & Rehabilitation Center		1			1
YOUR KIDS URGENT CARE			1	100%	1
PREVENTIVE CARDIOLOGY AND INTERNAL MEDICINE ASSOCI			1	100%	1
SEWALLS POINT PHARMACY INC			1	100%	1
TMH PHYSICIAN PARTNERS WAKULLA			1	100%	1
PEDIATRIC PARTNERS OF ZEPHYRHILLS PA			1	100%	1
SOUTH COUNTY MEDICAL CENTER			1	100%	1
TALLAHASSEE DIALYSIS		1			1
Oak Hill Health & Rehabilitation Center			1	100%	1
Chateau Girardeau			1	100%	1
MADISON FACILITY INC			1	100%	1
KAISER SUNNYSIDE MEDICAL CTR LAB		1			1
HOME AIDE SVC OF EASTERN NY INC D/B/A		1			1
METHODISM MIDLOTHIAN MEDICAL CENTER			1	100%	1
NEW ULM MEDICAL CENTER			1	100%	1
BAPTIST MINOR MEDICAL CENTER			1	100%	1
Urgent Care 24/7 Orlando LLC			1	100%	1
HEARTLAND REGIONAL MEDICAL CENTER		1			1
VIP FAMILY PRACTICE			1	100%	1
KELLY			1	100%	1
Kroger 805 - The Little Clinic Lewis Center		1			1
FLORIDA HOSPITAL TRANSPLANT CENTER		1			1
OXY-GENLAB			1	100%	1
BAYFRONT CARDIOVASCULAR ASSOCIATES			1	100%	1
CFHC - FROSTPROOF			1	100%	1
NEWCARE PRIMARY MEDICINE			1	100%	1
LIBERTY COMMONS NURSING AND REHABILITA		1			1
Elm Crest Senior Living Community		1			1
UPMC NORTHWEST HOSPITAL			1	100%	1
INTEAM HEALTH, INC.			1	100%	1
Kroger 523 - The Little Clinic Dickson			1	100%	1
ASANTE THREE RIVERS MEDICAL CENTER LAB		1			1
OHSU LABORATORY SERVICES		1			1
Walgreens #9121		1			1

COVID-19: testing by laboratory

Data through Mar 5, 2021 verified as of Mar 6, 2021 at 09:25 AM

Data in this report are provisional and subject to change.

The numbers in the table below represent the number of Florida and non-Florida residents for whom test results were received by the Department of Health. A person can be tested by more than one laboratory and can have both positive and negative results. **Therefore, the sum of the numbers in each column will be larger than the total number of people tested.**

Reporting lab	Inconclusive	Negative	Positive	Percent positive	Total
CVS OH4359POCT HUDSON		1			1
GEORGETOWN URGENT CARE			1	100%	1
PREMIUM HOME HEALTH CARE INC			1	100%	1
Kroger 444 - The Little Clinic Dent		1			1
MIAMI CHILDRENS HOSPITAL MIDTOWN OUTPATIENT CENTER			1	100%	1
Good Samaritan Society-Atkinson		1			1
CARE CONNECTIONS AT HOME LLC			1	100%	1
WVU MEDICINE - WESTON			1	100%	1
NORTH CAROLINA STATE LABORATORY OF PUBLIC HEALTH, SPECTRUM LAB NETWORK			1	100%	1
CACERES SPECIALIZED GYNECOLOGY		1			1
BAYSHORE DIALYSIS			1	100%	1
MOSAIC MEDICAL CENTER MARYVILLE			1	100%	1
NORTH FLORIDA CHILD DEVELOPMENT, INC			1	100%	1
WOMENS CARE FLORIDA LLC			1	100%	1
Masonic Medical Research Institute			1	100%	1
HOLY CITY MED URGENT CARE			1	100%	1
EXCEL URGENT CARE OF NJ, LLC		1			1
Waddell Nursing & Rehab Center		1			1
MODERN URGENT CARE			1	100%	1
CLINICAL MICROBIOLOGY LAB FAIRVIEW UNIVERSITY HOSPITAL			1	100%	1
Kroger 539 - The Little Clinic Memorial Blvd.		1			1
CLINTON DRUG STORE		1			1
Central Alabama Veterans HCS - East Campus		1			1
CLINICAL LABORATORY DEPARTMENT			1	100%	1
ST. MARY MEDICAL CENTER		1			1
HANCOCK REGIONAL HOSPITAL		1			1
ANDREWS			1	100%	1
RAPID MEDLAB (002MO)		1			1
BORINQUEN HEALTH CENTER			1	100%	1
MINUTECLINIC DIAGNOSTIC, PA		1			1
Imboden Creek Living Center		1			1
Kroger 465 - The Little Clinic Oakley		1			1
OAKWOOD HOSPITAL - SOUTHSORE			1	100%	1
ST JOHNS PEDIATRICS PA		1			1
MARYWOOD HEIGHTS		1			1
Ohman Family Living at Holly Assisted Living		1			1
INDIGO PALMS			1	100%	1
LAKEWOOD RANCH MEDICAL GROUP LLC			1	100%	1
RIVERTON CBOC			1	100%	1
LAKESIDE MEDICAL CENTER		1			1
PSL JAX BEACH OPERATIONS LLC			1	100%	1
NORTH MIAMI BEACH SURGICAL CENTER			1	100%	1
TRIHEALTH			1	100%	1
PROFESSIONAL DIALYSIS CENTER			1	100%	1
Springdale Village		1			1
Oakview Manor Health and Rehab		1			1
SUREPOINT URGENT CARE PADRE ISLAND			1	100%	1

COVID-19: testing by laboratory

Data through Mar 5, 2021 verified as of Mar 6, 2021 at 09:25 AM

Data in this report are provisional and subject to change.

The numbers in the table below represent the number of Florida and non-Florida residents for whom test results were received by the Department of Health. A person can be tested by more than one laboratory and can have both positive and negative results. **Therefore, the sum of the numbers in each column will be larger than the total number of people tested.**

Reporting lab	Inconclusive	Negative	Positive	Percent positive	Total
CLEVELAND CLINIC OUTPATIENT LABORATORY			1	100%	1
IDAHO HEALTH DEPARTMENT			1	100%	1
CVS MA1845POCT WILMINGTON		1			1
Glenview Terrace Nursing Center		1			1
FAMILY MEDICAL CENTER		1			1
LEHIGH PULMONARY ASSOCIATES			1	100%	1
LIFEGUARD AMBULANCE SERVICE LLC - BAY COUNTY			1	100%	1
Riverside Nursing & Rehabilitation Center		1			1
HARDIN HEALTH INC		1			1
CONTINENTAL HOME HEALTH CARE INC			1	100%	1
PROVIDENCE HOSPITAL			1	100%	1
NEMOURS CHILDRENS URGENT CARE			1	100%	1
PENNY PEDIATRICS		1			1
SUNY AT STONY BROOK			1	100%	1
PENROSE HOSPITAL			1	100%	1
J F K PEDIATRICS			1	100%	1
ADVANCE GASTROENTEROLOGY			1	100%	1
SOUTHEASTERN PATHOLOGY ASSOCIATES			1	100%	1
CVS MO5727POCT PLATTE CITY		1			1
LIBERTY URGENT CARE			1	100%	1
LABONE		1			1
CHILDRENS HEALTHCARE CTE OF NORTHERN		1			1
MISSISSIPPI VALLEY REGIONAL BLOOD CENTER			1	100%	1
PARKWAY REGIONAL MEDICAL CENTER LAB			1	100%	1
LAB. CORP. OF AMERICA			1	100%	1
Kroger 527 - The Little Clinic Hwy 70 S.		1			1
LabCorp L#09258295 M#09258285			1	100%	1
CENTRAL ALABAMA HEALTH CARE SYSTEM			1	100%	1
BLACK SHEEP MEDICAL			1	100%	1
JOHN D. ARCHBOLD MEMORIAL HOSPITAL			1	100%	1
Accordius Health at Gastonia			1	100%	1
HOLYOKE MEDICAL CENTER			1	100%	1
FAMILY MEDICAL CENTERS			1	100%	1
BRISTOL CHILDRENS CLINIC			1	100%	1
Kroger - KRO03500568			1	100%	1
MD NOW URGENT CARE			1	100%	1
PALM COAST DRAW STATION/AMERICAN HEALTH ASSOCIATES		1			1
TFH HOME HEALTH INC			1	100%	1
Villages of St.Peters		1			1
Fairview			1	100%	1
EXACCARE KINGSTON, LLC			1	100%	1
ALL PRO ORTHOPEDICS & SPORTS MEDICINE, PA			1	100%	1
Kroger 929 - The Little Clinic Corryville		1			1
INHEALTH LIFE SCIENCES			1	100%	1
SYNAPSE ANALYTICAL LABS		1			1
APOLLOMDX LLC			1	100%	1
LONG ISLAND MINIMALLY INVASIVE SURGERY		1			1

COVID-19: testing by laboratory

Data through Mar 5, 2021 verified as of Mar 6, 2021 at 09:25 AM

Data in this report are provisional and subject to change.

The numbers in the table below represent the number of Florida and non-Florida residents for whom test results were received by the Department of Health. A person can be tested by more than one laboratory and can have both positive and negative results. **Therefore, the sum of the numbers in each column will be larger than the total number of people tested.**

Reporting lab	Inconclusive	Negative	Positive	Percent positive	Total
LIFESTREAM BEHAVIORAL CENTER INC			1	100%	1
SCHUYLER HOSPITAL		1			1
SHAW MEDICAL GROUP LLC			1	100%	1
UNITED HEALTHCARE			1	100%	1
FIRST CARE OF GAINESVILLE			1	100%	1
MINUTECLINIC DIAGNOSTIC OF KANSAS, PC		1			1
Kroger 588 - The Little Clinic Thompsons Station		1			1
BOCA RATON REGIONAL HOSPITAL		1			1
PRIMARY & URGENT CARE CENTERS			1	100%	1
ATHENS MEDICAL CENTER			1	100%	1
EAGLE COUNTY HEALTH AND HUMAN SERVICES			1	100%	1
Kroger - KRO03400316			1	100%	1
SUN CITY DIAGNOSTIC CENTER			1	100%	1
EXPRESS CARE OF OCALA			1	100%	1
NORDX			1	100%	1
WRIGHT PATTERSON AFB MEDICAL CENTER			1	100%	1
WALGREENS #15369		1			1
Walgreens #3049		1			1
FLORIDA DEPARTMENT OF HEALTH IN CITRUS COUNTY		1			1
COMMUNITY			1	100%	1
BAM INC		1			1
DEVITA		1			1
Waycross VA CBOC		1			1
WELLINGTON WEST 100176			1	100%	1
BETHESDA HOSPITAL EAST BLOOD GAS LAB			1	100%	1
Regency Square			1	100%	1
SKY LAKES MEDICAL CENTER		1			1
Pinnacle Assisted Living			1	100%	1
Parkside Manor		1			1
MEDAC AT PORTERS NECK			1	100%	1
PHYSICIAN ASSOCIATES, LLC			1	100%	1
Vista Park			1	100%	1
American Fork Care Center dba Heritage Care Center		1			1
CVS TX8322POCT AUSTIN		1			1
MEDEXPRESS URGENT CARE - MT EPHRAIM		1			1
MEDEXPRESS URGENT CARE - HACKETTSTOWN		1			1
MINUTECLINIC DIAG OF IND, LLC #4368		1			1
Court House Center		1			1
FRESENIUS SOUTH FORT MYERS		1			1
Mountain City Care and Rehabilitation Center		1			1
Carrollton Manor Inc		1			1
CONSULATE HEALTH CARE OF VERO BEACH			1	100%	1
ADVENTHEALTH HOME CARE WATERMAN			1	100%	1
MEDICAL ASSOCIATES OF PINELLAS - LAB			1	100%	1
CONSOLIDATED			1	100%	1
BRUSHY CREEK FAMILY HOSPITAL			1	100%	1
HOUSTON MEDICAL CENTER			1	100%	1

COVID-19: testing by laboratory

Data through Mar 5, 2021 verified as of Mar 6, 2021 at 09:25 AM

Data in this report are provisional and subject to change.

The numbers in the table below represent the number of Florida and non-Florida residents for whom test results were received by the Department of Health. A person can be tested by more than one laboratory and can have both positive and negative results. **Therefore, the sum of the numbers in each column will be larger than the total number of people tested.**

Reporting lab	Inconclusive	Negative	Positive	Percent positive	Total
STERLING HOUSE OF PORT ORANGE		1			1
Walgreens #3661		1			1
Waycross Health and Rehabilitation		1			1
Cottage of the Shoals		1			1
St. Catherine's manor of Findlay		1			1
KIOSK MEDICINE KENTUCKY LLC		1			1
MED CHOICE CENTER OF NORTH MIAMI			1	100%	1
Kroger 367 - The Little Clinic Walton		1			1
MEDIPLUS CLINIC, INC			1	100%	1
MEDICAL EXAMINERS OFFICE, LEESBURG			1	100%	1
PAUL C SCHWARTZ & MELVIN L WEIDMAN		1			1
COLLINS NURSING HOME		1			1
LAKE LURE HEALTH CENTER			1	100%	1
WEST FLORIDA HOSPITAL LABORATORY			1	100%	1
CHILTON MEDICAL CENTER		1			1
CARE STATION MEDICAL GROUP		1			1
CANDLER HOSPITAL			1	100%	1
PINEVILLE PHARMACY			1	100%	1
Longwood Community Living Center		1			1
CVS MA1875POCT ASHLAND			1	100%	1
Keller Landing Center		1			1
Arch Plaza Nursing and Rehabilitation Center			1	100%	1
HIGHLAND LABORATORY			1	100%	1
ST. LUKES HOSPITAL			1	100%	1
BRIDGEWATER PARK ASSISTED LIVING LLC			1	100%	1
DEPARTMENT OF HEALTH SERVICES			1	100%	1
PRINCIPLE DIAGNOSTICS LLC			1	100%	1
BAPTIST MEDICAL PLAZA AT WESTCHESTER			1	100%	1
QUALITY LAB			1	100%	1
ADVANCED MEDICAL LABORATORIES (AML)			1	100%	1
DOCTORS HOSPITAL OF LAREDO			1	100%	1
PEDIATRIC ASSOCIATES - JACKSONVILLE			1	100%	1
PANCARE HEALTH - BRUCE			1	100%	1
BROOKDALE FORT MYERS LAKES PARK			1	100%	1
QUICKCARE HEALTH, INC			1	100%	1
SURGERY CENTER, THE			1	100%	1
SOUTHERN FAMILY HEALTH			1	100%	1
CVS MA299POCT WORCESTER		1			1
ER NEAR ME HULEN		1			1
Brookdale Southside			1	100%	1
MINUTECLINIC DIAGNOSTICS OF OKLAHOMA		1			1
BICKERTON, DAWN		1			1
GOSHEN MEDICAL CENTER			1	100%	1
SARASOTA MEMORIAL HOSPITAL		1			1
TENNOVA ER - SANGO			1	100%	1
CVS AZ7263POCT PHOENIX		1			1
HEALTHPLUS			1	100%	1

COVID-19: testing by laboratory

Data through Mar 5, 2021 verified as of Mar 6, 2021 at 09:25 AM

Data in this report are provisional and subject to change.

The numbers in the table below represent the number of Florida and non-Florida residents for whom test results were received by the Department of Health. A person can be tested by more than one laboratory and can have both positive and negative results. **Therefore, the sum of the numbers in each column will be larger than the total number of people tested.**

Reporting lab	Inconclusive	Negative	Positive	Percent positive	Total
MEDICAL CLINIC OF HOUSTON			1	100%	1
WILMINGTON NURSING AND REHAB			1	100%	1
Long Beach Care Center			1	100%	1
Kroger 667 - The Little Clinic Litchfield Park		1			1
PEDIATRIC ASSOCIATES - MIAMI LAKES		1			1
CVS IL2798POCT CHICAGO			1	100%	1
CVS KS8601POCT OVERLAND PARK			1	100%	1
MEMORIAL HERMANN SOUTHWEST HOSPITAL			1	100%	1
CHATSWORTH ASSISTED LIVING COMMUNITY AT PGA NATIONAL			1	100%	1
Henry County Health and Rehabilitation		1			1
HSRE-ASL CASSELBERRY TRS, LLC			1	100%	1
ATMORE COMMUNITY HOSPITAL			1	100%	1
SARHA DOCTORS CENTER			1	100%	1
Ashland Place Health and Rehabilitation, LLC		1			1
FLORIDA DIGESTIVE AND LIVER SPECIALISTS			1	100%	1
APS-SUMMIT CARE PHARMACY, LLC DBA OMNICARE		1			1
SOUTHWEST REGIONAL PCR LABORATORY			1	100%	1
WATERS EDGE ELEMENTARY SCHOOL			1	100%	1
WESTOX LABS		1			1
CHIPLEY DIALYSIS			1	100%	1
Kroger 698 - The Little Clinic 14th Street/Bell		1			1
CVS AZ7855POCT TUCSON		1			1
HEART HOSPITAL OF LAFAYETTE: EMERGENCY ROOM			1	100%	1
POUDRE VALLEY HOSPITAL			1	100%	1
MARQUETTE GENERAL HOSPITAL			1	100%	1
CVS AZ3749POCT GOODYEAR		1			1
HEALTH FIRST MEDICAL GROUP LLC			1	100%	1
BRITTNEY WHELIHAN IRWIN ARNP LLC			1	100%	1
ARLINGTON ADULT RESIDENTIAL FACILITY, INC			1	100%	1
WINDMOOR HEALTHCARE			1	100%	1
HIDALGO FAMILY CLINIC			1	100%	1
Virginia Gay Nursing and Rehab		1			1
WMC HEALTH GROUP OF KISSIMMEE LLC			1	100%	1
CVS TX7675POCT RED OAK			1	100%	1
Signature HealthCare of Bowling Green		1			1
Smg At Bridgewater Family Medicine		1			1
LANGLADE			1	100%	1
THE EMORY CLINIC			1	100%	1
LAB TEST KENDALL LLC		1			1
SPORTS MEDICINE CLINIC - U OF WYOMING			1	100%	1
EMERALD HEALTH CARE		1			1
LAKE WALES DIALYSIS CENTER			1	100%	1
WW Chem Auto SS			1	100%	1
MEDEXPRESS URGENT CARE, MOSSIDE		1			1
PROGRESSIVE URGENT CARE, PC			1	100%	1
MID FLORIDA DERMATOLOGY ASSOCIATES PA			1	100%	1
PEDIATRIC PARTNERS ZEPHYRHILLS			1	100%	1

COVID-19: testing by laboratory

Data through Mar 5, 2021 verified as of Mar 6, 2021 at 09:25 AM

Data in this report are provisional and subject to change.

The numbers in the table below represent the number of Florida and non-Florida residents for whom test results were received by the Department of Health. A person can be tested by more than one laboratory and can have both positive and negative results. **Therefore, the sum of the numbers in each column will be larger than the total number of people tested.**

Reporting lab	Inconclusive	Negative	Positive	Percent positive	Total
RENE F CEDENO DMD PA		1			1
BAPTIST HEALTH SURGERY CENTER			1	100%	1
CMC MERCY LABORATORY			1	100%	1
ROSLYN INTERNAL MEDICINE		1			1
MEDEXPRESS URGENT CARE-BRENTWOOD		1			1
CVS NE5863POCT OMAHA		1			1
UMASS MEMORIAL/MARLBORO HOSPITAL			1	100%	1
Glen Oaks Health and REhabilitation		1			1
THOMAS HOSPITAL			1	100%	1
HELIX BIOMEDICS LLC			1	100%	1
EXPRESS PHARMACY INC		1			1
MID-SOUTH URGENT CARE, PLLC			1	100%	1
MEDRITE MEDICAL CARE PC		1			1
CVS NH1004POCT SALEM			1	100%	1
Life Care Center of Paradise Valley		1			1
Broomall Manor		1			1
Heritage of Red Cloud		1			1
WALGREENS #15291		1			1
ESOTERIC LAB			1	100%	1
MEDICAL ASSOCIATES OF CARTER		1			1
NEW YORK PRESBYTERIAN HOSPITAL			1	100%	1
REHABILITATION CENTER OF SOUTH GEORGIA		1			1
Walgreens #12153		1			1
MEMORIAL MEDICAL CENTER			1	100%	1
Freedom Pointe at The Villages			1	100%	1
SELECT SPECIALTY HOSPITAL - ORLANDO SOUTH			1	100%	1
KEY BISCAYNE PEDIATRIC ASSOCIATES INC			1	100%	1
TENNOVA HEALTHCARE - CLEVELAND			1	100%	1
UNIVERSITY URGENT CARE			1	100%	1
CLINICAL TRIALS OF TAMPA LLC		1			1
ONslow COUNTY HEALTH DEPARTMENT			1	100%	1
PARK AVENUE DERMATOLOGY NORTH			1	100%	1
HOWELL BRANCH COURT			1	100%	1
CYPRESS CREEK DIALYSIS CTR			1	100%	1
STATE OF ALASKA			1	100%	1
Wedgewood Manor		1			1
WEST FLORIDA MEDICAL ASSOCIATES			1	100%	1
BIOLOGICAL AND CHEMICAL EMERGENCIES LABORATORY			1	100%	1
MEMORIAL HERMANN KATY HOSPITAL			1	100%	1
NAVAL BRANCH HEALTH CLINIC			1	100%	1
PUBLIC HEALTH LABORATORIES			1	100%	1
Port Orange Nursing And Rehab Center			1	100%	1
TEXAS HEALTH HARRIS METHODIST HOSPITAL			1	100%	1
GALVESTON COUNTY HEALTH DISTRICT			1	100%	1
Glenburn Home		1			1
SPARTANBURG REGIONAL MEDICAL CENTER			1	100%	1
CARENOW URGENT CARE – SPRING			1	100%	1

COVID-19: testing by laboratory

Data through Mar 5, 2021 verified as of Mar 6, 2021 at 09:25 AM

Data in this report are provisional and subject to change.

The numbers in the table below represent the number of Florida and non-Florida residents for whom test results were received by the Department of Health. A person can be tested by more than one laboratory and can have both positive and negative results. **Therefore, the sum of the numbers in each column will be larger than the total number of people tested.**

Reporting lab	Inconclusive	Negative	Positive	Percent positive	Total
Orchid Cove at Naples			1	100%	1
NORWALK HOSPITAL			1	100%	1
CHI MEMORIAL HOSPITAL CHATTANOOGA			1	100%	1
IZ MEDICAL		1			1
MIAMI CEREBRAL PALSY RESIDENTIAL			1	100%	1
VITAL CARE			1	100%	1
MINNESOTA DEPARTMENT OF HEALTH LABORATORY			1	100%	1
IVY CREEK HEALTHCARE & WELLNESS CENTRE			1	100%	1
Consulate Health Care of Tallahassee			1	100%	1
THE CHRIST HOSPITAL			1	100%	1
SOUTHERN SPRINGS HEALTH CARE		1			1
ALABAMA REFERENCE LAB			1	100%	1
ENCORE AT BOCA RATON, THE			1	100%	1
Sunnybrook Rehabilitation Center			1	100%	1
UNIVERSITY OF MIAMI PRIMARY CARE SITE UMHC 3039			1	100%	1
ARIZA WELLNESS CARE LLC			1	100%	1
Big River Nursing and Rehab		1			1
MEMORIAL HOSPITAL AT GULFPORT			1	100%	1
Fulton County Medical Center Long Term Care			1	100%	1
WINNIFRED ASSISTED LIVING FACILITY INC		1			1
LIFESPAN HEALTH - SELMER		1			1
GOOD SAMARITAN SOCIETY-FOREST CITY		1			1
Atlanta VAMC			1	100%	1
CVS M08595POCT RAYMORE		1			1
MANHATTAN COLLEGE HEALTH SERVICES		1			1
LEELANAU OPCO, LLC		1			1
WALGREENS NO 10512			1	100%	1
MEDONE URGENT CARE			1	100%	1
THE DOCTORS OFFICE OF BRICK, LLC		1			1
Life Care Center of Auburn		1			1
EAST END PEDIATRICS		1			1
LONESTAR 24HRER MANAGEMENT LLC DBA LONESTAR 24HRER			1	100%	1
WEST FLORIDA MEDICAL ASSOCIATES PA			1	100%	1
MERCY GENERAL HOSPITAL			1	100%	1
BLOOD SYSTEMS LABORATORIES			1	100%	1
BASCOM PALMER EYE INSTITUTE			1	100%	1
CAREHERE HUDSON BAY			1	100%	1
ADVENTHEALTH MEDICAL GROUP FAMILY AND INTERNAL			1	100%	1
YUMA REGIONAL MEDICAL CENTER			1	100%	1
AUTUMN HOUSE			1	100%	1
CRYSTAL RIVER FIRE DEPARTMENT			1	100%	1
AVON PARK CLUSTER		1			1
KETTERING MEDICAL CENTER			1	100%	1
BROOKS REHAB			1	100%	1
ASSOCIATES IN INTERNAL MEDICINE PA			1	100%	1
FAIRFIELD MEDICAL CENTER			1	100%	1
Arlington Care Center			1	100%	1

COVID-19: testing by laboratory

Data through Mar 5, 2021 verified as of Mar 6, 2021 at 09:25 AM

Data in this report are provisional and subject to change.

The numbers in the table below represent the number of Florida and non-Florida residents for whom test results were received by the Department of Health. A person can be tested by more than one laboratory and can have both positive and negative results. **Therefore, the sum of the numbers in each column will be larger than the total number of people tested.**

Reporting lab	Inconclusive	Negative	Positive	Percent positive	Total
VA Texas Valley Coastal Bend Harlingen HCC		1			1
AVERA SACRED HEART HOSPITAL			1	100%	1
NORTH BROWARD MEDICAL CENTER			1	100%	1
ALL CHILDRENS PEDIATRIC CLINIC			1	100%	1
MULTICARE PHYSICIANS			1	100%	1
QC LABORATORY			1	100%	1
ASSOCIATESMD			1	100%	1
MEDEXPRESS URGENT CARE - BENTONVILLE		1			1
ADVENTHEALTH SENIOR CARE AT ORMOND			1	100%	1
ST JOHNS MEDICAL CENTER		1			1
MED-LAKE LABORATORY			1	100%	1
ST FRANCIS MEDICAL CENTER			1	100%	1
Birmingham Nursing and Rehabilitation East LLC		1			1
GOOD SAMARITAN HOSPITAL			1	100%	1
CARENOW URGENT CARE-HENDERSONVILLE		1			1
Sanford Health & Rehabilitation			1	100%	1
SOUTH DADE NURSING & REHABILITATION CENTER☐			1	100%	1
UNIVERSITY OF NORTH CAROLINA HOSPITALS			1	100%	1
DOCTORS MEMORIAL HOSP HOME HEALTH CARE		1			1
PROVIDENCE PORTLAND MEDICAL CENTER		1			1
KANA MEDICAL			1	100%	1
KROGER 915 - THE LITTLE CLINIC ANDERSON			1	100%	1
ST ANTHONY COMMUNITY HOSPITAL LAB		1			1
NORTH COUNTY MEDICAL LAB			1	100%	1
ELITE MEDICAL LABORATORY SOLUTIONS LLC			1	100%	1
CARESOUTH HHA HOLDINGS OF THE BAY AREA LLC☐		1			1
1ST MED DOTHAN			1	100%	1
GATEWAY HEALTHCARE, PC			1	100%	1
GARDEN VIEW CARE CENTER		1			1
GUTHRIE CORNING HOSPITAL LABORATORY		1			1
Brynwood Health & Rehabilitation Center			1	100%	1
EXPRESS WALK IN MEDICAL CENTER			1	100%	1
BOCA CIEGA CENTER			1	100%	1
NHC Chattanooga			1	100%	1
CENTRAL JERSEY URGENT CARE OF GREEN BR		1			1
PHYSICIANS PREMIER			1	100%	1
Jacaranda Manor			1	100%	1
BLANCHARD VALLEY HOSPITAL LABORATORY			1	100%	1
CYPRESS CREEK OUTPATIENT SURGICAL CTR, LLC			1	100%	1
Oakland Nursing and Rehabilitation Center		1			1
WMC HEALTH GROUP INC			1	100%	1
KNAPP MEDICAL GROUP			1	100%	1
Belvoir Woods Health Care Center at The Fairfax		1			1
CVS AZ10529POCT SCOTTSDALE		1			1
Douglas County Health Center		1			1
EXAC CARE CROSSVILLE		1			1
CVS OH3306POCT AKRON		1			1

COVID-19: testing by laboratory

Data through Mar 5, 2021 verified as of Mar 6, 2021 at 09:25 AM

Data in this report are provisional and subject to change.

The numbers in the table below represent the number of Florida and non-Florida residents for whom test results were received by the Department of Health. A person can be tested by more than one laboratory and can have both positive and negative results. **Therefore, the sum of the numbers in each column will be larger than the total number of people tested.**

Reporting lab	Inconclusive	Negative	Positive	Percent positive	Total
The Evangelical Lutheran Good Samaritan Society Prescott Village		1			1
ADVANCED LABORATORY SERVICES			1	100%	1
ST MARY'S OF SAGINAW		1			1
BERKSHIRE MEDICAL CENTER			1	100%	1
Kroger 970 - The Little Clinic Westfield			1	100%	1
MEDEXPRESS URGENT CARE - LAWTON		1			1
VILLAGES HEALTH SYSTEM, LLC, THE			1	100%	1
Kingston Care Center of Fort Wayne		1			1
FAMILY MEDICINE AT CELEBRATION		1			1
Dexter Health Care		1			1
SOUTHEAST MISSOURI HOSPITAL		1			1
CENTRAL TX MEDICAL CENTER - LAB			1	100%	1
TANGLEWOOD MANOR		1			1
BSA PHYSICIANS GROUP, INC D/B/A BSA FAMILY MEDICAL			1	100%	1
POINTE MEDICAL SERVICES INC			1	100%	1
RAMBAM URGENT CARE			1	100%	1
BMC/NASSAU			1	100%	1
ST JOHN'S HOME CARE			1	100%	1
WALGREENS #01398			1	100%	1
VANAJA SUREDDI MD PA			1	100%	1
GRAND VIEW HOSPITAL			1	100%	1
GARDENS PEDIATRICS			1	100%	1
PRIMARY CARE & PEDIATRICS - SHEPHERSTOWN		1			1
DOCTORS HEARING			1	100%	1
HENRY FORD HOSPITAL			1	100%	1
STANLY REGIONAL MEDICAL CENTER			1	100%	1
NCH HEALTHCARE CREEKSIDE ENDOSCOPY			1	100%	1
BAYMEADOWS PEDIATRIC CARE		1			1
MOUNT SINAI MEDICAL CENTER HIALEAH			1	100%	1
ST GERARD'S COMMUNITY OF CARE		1			1
BRIGHAM YOUNG UNIV STUDENT HEALTH CTR			1	100%	1
CVS IL5797POCT CAROL STREAM		1			1
PRIMARY AND URGENT CARE			1	100%	1
CSL PLASMA LAB			1	100%	1
CVS CA8861POCT BUENA PARK		1			1
CLEMENT MANOR HEALTH CENTER		1			1
INFECTION CONTROL DEPT			1	100%	1
HENRY FORD WEST BLOOMFIELD HOSPITAL			1	100%	1
GIBSON AREA PRIMARY CARE			1	100%	1
HEALTHCARE FOR THE HOMELESS			1	100%	1
URGENT CARE OF COASTAL GEORGIA			1	100%	1
MCH PHYSICIANS GROUP			1	100%	1
RAPID CITY REGIONAL HOSPITAL -579 ATTN. LABORATORY		1			1
MEDEXPRESS URGENT CARE - ST CLAIR, CLOVER DR.		1			1
Valley Center (WV)			1	100%	1
Diversicare of Smyrna		1			1
VA COMMUNITY BASED CLINIC - LAKE CITY			1	100%	1

COVID-19: testing by laboratory

Data through Mar 5, 2021 verified as of Mar 6, 2021 at 09:25 AM

Data in this report are provisional and subject to change.

The numbers in the table below represent the number of Florida and non-Florida residents for whom test results were received by the Department of Health. A person can be tested by more than one laboratory and can have both positive and negative results. **Therefore, the sum of the numbers in each column will be larger than the total number of people tested.**

Reporting lab	Inconclusive	Negative	Positive	Percent positive	Total
RIVIERA BEACH HEALTH CENTER LAB			1	100%	1
PEDIATRIC PARTNERS			1	100%	1
AMERICAN FAMILY CARE URGENT CARE		1			1
Kroger 524 - The Little Clinic Iron Bridge Road		1			1
OHIO VALLEY MANOR NURSING &		1			1
Kroger 379 - The Little Clinic Stony Brook		1			1
Crestwood Nursing Center		1			1
CVS CA9823POCT SACRAMENTO		1			1
Village Green Health & Rehabilitation		1			1
MEDEXPRESS-DOVER		1			1
OMNI HEALTHCARE URGENT CARE			1	100%	1
MT CARMEL NURSING HOME		1			1
Aspire Physical Recovery Center at Cahaba River		1			1
Central Park Healthcare & Rehabilitation Center		1			1
ST. PETERSBURG PEDIATRICS-SEMINOLE			1	100%	1
SUMMIT LABORATORY			1	100%	1
NORTH FL SOUTH GA HCS-LAKE CITY			1	100%	1
SONNI'S PEDIATRICS			1	100%	1
SPINE & PAIN CONSULTANT PLLC		1			1
TARRYTOWN PHARMACY			1	100%	1
USC VERDUGO HILLS HOSPITAL			1	100%	1
GENESIS HEALTH SYSTEM			1	100%	1
THE MEDICAL CENTER			1	100%	1
HARDEE COUNTY FIRE RESCUE		1			1
ADVENTHEALTH DURAND			1	100%	1
COASTAL MANOR		1			1
WORKFORCE HEALTH DEPARTMENT			1	100%	1
Villa Maria			1	100%	1
SANTA CLARA VALLEY MEDICAL CENTER			1	100%	1
MDS PHARMA SERVICES		1			1
ISLANDS ASSISTED LIVING FACILITY,THE			1	100%	1
CLERMONT HEALTH DEPARTMENT			1	100%	1
DOCTOR TODAY URGENT CARE			1	100%	1
DONALSONVILLE HOSPITAL			1	100%	1
Dugan Memorial Home		1			1
MERCY HEALTH			1	100%	1
CVS OH4300POCT STRONGSVILLE		1			1
Ash Flat Healthcare and Rehabilitation Center			1	100%	1
THE CENTER FOR DISCOVERY		1			1
JUPITER MEDICAL CENTER INC			1	100%	1
BAYFRONT HEAL WOUND CARE AND HYPERBARIC CENTER			1	100%	1
WYOMING COUNTY DEPARTMENT OF HEALTH		1			1
Heritage Health of Peru			1	100%	1
LOGAN COUNTY HOSPITAL			1	100%	1
Grays Harbor Health and Rehabilitation		1			1
SUNCOAST FAMILY MEDICAL ASSOCIATES			1	100%	1
Mary Anna Nursing Home		1			1

COVID-19: testing by laboratory

Data through Mar 5, 2021 verified as of Mar 6, 2021 at 09:25 AM

Data in this report are provisional and subject to change.

The numbers in the table below represent the number of Florida and non-Florida residents for whom test results were received by the Department of Health. A person can be tested by more than one laboratory and can have both positive and negative results. **Therefore, the sum of the numbers in each column will be larger than the total number of people tested.**

Reporting lab	Inconclusive	Negative	Positive	Percent positive	Total
CFCH - FROSTPROOF			1	100%	1
UHEALTH CORAL SPRINGS			1	100%	1
CHESAPEAKE REGIONAL MEDICAL CENTER			1	100%	1
HCL LABORATORIES			1	100%	1
OCEANVIEW NURSING AND REHABILITAION CENTER			1	100%	1
APPLECARE BRUNSWICK			1	100%	1
CVS OH6167POCT ASHLAND		1			1
BEVERLY ADVANCED PRACTICE NURSING		1			1
FAMILY MEDICINE AT KISSIMMEE		1			1
SAINT FRANCIS HOSPITAL			1	100%	1
FIVE STAR PREMIER RESIDENCES OF POMPANO BEACH			1	100%	1
ALPHA 1 ANTITRYPSIN RESEARCH PROGRAM			1	100%	1
MERCY – NORTH IOWA			1	100%	1
CELEBRATION HOSPITAL			1	100%	1
ADDINGTON PLACE EAST LAKE		1			1
ASPIRUS WAUSAU HOSPITAL			1	100%	1
PEACHEALTH LABORATORIES		1			1
CVS MI8091POCT FRASER		1			1
EMERSON HOSPITAL LABORATORY			1	100%	1
EVENING PEDIATRICS INC			1	100%	1
Arbors at Marietta		1			1
Kroger 016 - The Little Clinic Centennial		1			1
PASCO COUNTY HEALTH DEPARTMENT			1	100%	1
Wexner Heritage House			1	100%	1
AVERA ST. MARY'S HOSPITAL			1	100%	1
TMH PHYSICIAN PARTNERS QUINCY			1	100%	1
MEMORIAL HOSPITAL - BELLEVILLE			1	100%	1
1ST PRIORITY LAB SERVICES		1			1
DORNOCH PLACE DEL PRADO		1			1
AURORA MEDICAL CENTER-KENOSHA			1	100%	1
AFC/DOCTORS EXPRESS NORTH BERGEN		1			1
MED BAR LLC		1			1
BOND COUNTY HEALTH DEPARTMENT			1	100%	1
DIMMIT REGIONAL HOSPITAL			1	100%	1
LABORATORIO MEDICO CENTRAL CONDOMINO MD			1	100%	1
PUBLIX PHARMACY # 1236			1	100%	1
FHPG INTERNAL MEDICINE OF BRANDON			1	100%	1
LAKE VISTA DIALYSIS			1	100%	1
PALMA CEIA MED GROUP-SWANN		1			1
STEWART MEDICAL GROUP INC			1	100%	1
SOUTHWEST ORLANDO FAMILY MEDICINE, PL			1	100%	1
Niles Nursing and Rehab. Center		1			1
FLORIDA DEPARTMENT OF HEALTH PALM BEACH COUNTY			1	100%	1
Lopatcong Center		1			1
SOUTHWESTERN STATE HOSPITAL LABORATORY			1	100%	1
CTMD MEDICAL CENTER, PA			1	100%	1
Eddy Memorial Geriatric Center		1			1

COVID-19: testing by laboratory

Data through Mar 5, 2021 verified as of Mar 6, 2021 at 09:25 AM

Data in this report are provisional and subject to change.

The numbers in the table below represent the number of Florida and non-Florida residents for whom test results were received by the Department of Health. A person can be tested by more than one laboratory and can have both positive and negative results. **Therefore, the sum of the numbers in each column will be larger than the total number of people tested.**

Reporting lab	Inconclusive	Negative	Positive	Percent positive	Total
URGENT TEAM MANAGEMENT OF TENNESSEE, L			1	100%	1
SOUTHEASTERN HEALTH FACILITES, INC		1			1
TITUSVILLE CENTER FOR SURGICAL EXCELLENCE LLC		1			1
PINEBROOK CARE AND REHABILITATION CENTER□			1	100%	1
Kroger 63 - The Little Clinic Glassford Hill Rd		1			1
TCPA CLINICAL LABORATORIES			1	100%	1
RYE BEACH PHARMACY INC		1			1
MALUHIA		1			1
Trucare Living Centers - Columbus		1			1
WALKIN MEDICAL URGENT CARE,NEW CITY			1	100%	1
NASON HOSPITAL			1	100%	1
CHRISTUS GOOD SHEPHERD MEDICAL CENTER			1	100%	1
WINDSOR MANOR			1	100%	1
FAIRVIEW SOUTHDALE			1	100%	1
MANCHESTER COMMONS		1			1
HARRIS URGENT CARE CENTER			1	100%	1
Integrity Healthcare of Carbondale			1	100%	1
CLERMONT PEDIATRICS, PA			1	100%	1
BAYLOR SCOTT & WHITE MEDICAL SURGICAL CLINIC			1	100%	1
DORA HOME CARE			1	100%	1
MEDICAL ASSOCIATES OF BREVARD LLC		1			1
MEADOWS PARK HEALTH AND REHABILITATION		1			1
TANNER CLINIC			1	100%	1
PENINSULA REGIONAL MED CTR LAB			1	100%	1
LabCorp of America			1	100%	1
MADISON AT OVIEDO			1	100%	1
BAPTIST HEALTH SURGERY CENTER AT NORTHPOINT			1	100%	1
TAMPA HEALTH CARE PROVIDERS PA		1			1
SOMA MEDICAL CENTER PA #2			1	100%	1
ATRIA TAMARAC			1	100%	1
Hillside Rehab and Care Center			1	100%	1
Walgreens #5065		1			1
Strasburg Care Center		1			1
CAREFIRST URGENT CARE - BEECHMONT			1	100%	1
CARESPOT EXPRESS HEALTHCARE BOYNTON BEACH			1	100%	1
BAPTIST ASI			1	100%	1
PALM BEACH DIGESTIVE ASSOCIATES			1	100%	1
ST. LUKE'S HOSPITAL			1	100%	1
COLOMBO'S PHARMACY		1			1
CAH ACQUISITION COMPANY 11 LLC			1	100%	1
CARING PROFESSIONAL HEALTH CARE LLC		1			1
SENCARE MANAGEMENT		1			1
SJMC PHYSICIAN SERVICES			1	100%	1
Erie VAMC		1			1
15 TO KNOW			1	100%	1
SAN JOSE CLINIC		1			1
CVS SC2250POCT COLUMBIA		1			1

COVID-19: testing by laboratory

Data through Mar 5, 2021 verified as of Mar 6, 2021 at 09:25 AM

Data in this report are provisional and subject to change.

The numbers in the table below represent the number of Florida and non-Florida residents for whom test results were received by the Department of Health. A person can be tested by more than one laboratory and can have both positive and negative results. **Therefore, the sum of the numbers in each column will be larger than the total number of people tested.**

Reporting lab	Inconclusive	Negative	Positive	Percent positive	Total
MEDEXPRESS URGENT CARE - BECKLEY		1			1
BLACKBERRY CENTER, THE		1			1
ATHENA PLASTIC SURGERY		1			1
PHYSICIANS URGENT CARE			1	100%	1
WATERTOWN URGENT CARE		1			1
Good Samaritan Society - Albion		1			1
MY INSTADOC - HOWELL URGENT CARE		1			1
WEST BOCA MEDICAL CENTER			1	100%	1
ASSOCIATES MD MEDICAL GROUP INC			1	100%	1
YOUTH HEALTH CENTER OF HUNTINGTON		1			1
CVS IN6555POCT BROWNSBURG		1			1
Country View of Sunbury			1	100%	1
MEDEXPRESS URGENT CARE - TOPEKA, SW WANAMAKER RD		1			1
Kroger 907 - The Little Clinic Holland		1			1
Garden Villa Bedford		1			1
MT SINA1 HOSPICE			1	100%	1
ALTA BATES SUMMIT MEDICAL CENTER CLINICAL LAB			1	100%	1
UNIVERSITY OF SOUTH FLORIDA			1	100%	1
WOOD COUNTY HEALTH DEPARTMENT			1	100%	1
NHC HealthCare St. Charles		1			1
SC-GA2018 THE RIDGE REHABILITATION & H		1			1
COSTCO PHARMACY #1023			1	100%	1
WELLPATH			1	100%	1
Waters of Covington		1			1
YOUR HEALTH PEDIATRICS INC			1	100%	1
BUFFALO VAMC			1	100%	1
ADVENTHEALTH MEDICALGROUP PEDIATRICS AT ORLANDO		1			1
LABORATORIO BUENA SALUD			1	100%	1
ONPOINT URGENT CARE			1	100%	1
PREMIER HEALTH CARE INC			1	100%	1
VA WNYHCS - Buffalo Division			1	100%	1
PROVIDENCE ST. PATRICK HOSPITAL			1	100%	1
ELEMENTS PHARMACY			1	100%	1
FLORIDA KEYS PED AND ADOLES CTR			1	100%	1
SOUTHERN HILLS MEDICAL CENTER			1	100%	1
CARENOW LAKE WORTH			1	100%	1
UUHC - REDSTONE HEALTH CENTER LABORATORY			1	100%	1
STATE OF CALIFORNIA DOH SERVICES			1	100%	1
EAST COAST INSTITUTE FOR RESEARCH LLC			1	100%	1
ADVANCE MD CARE			1	100%	1
PINNACLE DIALYSIS		1			1
LOUIS STOKES CLEVELAND VA MEDICAL CENTER			1	100%	1
OPTUM PRIMARY CARE			1	100%	1
NORTHWEST FLORIDA SPECIALTY PHYSICIANS LLC		1			1
TEQUESTA FAMILY MEDICAL CENTER LLC			1	100%	1
Kroger 126 - The Little Clinic Cottonwood		1			1
SILVERMAN			1	100%	1

COVID-19: testing by laboratory

Data through Mar 5, 2021 verified as of Mar 6, 2021 at 09:25 AM

Data in this report are provisional and subject to change.

The numbers in the table below represent the number of Florida and non-Florida residents for whom test results were received by the Department of Health. A person can be tested by more than one laboratory and can have both positive and negative results. **Therefore, the sum of the numbers in each column will be larger than the total number of people tested.**

Reporting lab	Inconclusive	Negative	Positive	Percent positive	Total
TIMPANOGOS REGIONAL HOSPITAL			1	100%	1
The Carrington		1			1
MOSOLF PEDIATRICS PA			1	100%	1
CVS NC7057POCT SHELBY		1			1
JP MORGAN CHASE HEALTH SERVICES			1	100%	1
ENZO LABS INC			1	100%	1
LAB PLUS, LLC AT ASCENSION SAINT THOMA		1			1
UT HEALTH RGV CLINICAL LABORATORY			1	100%	1
LAKE REGIONAL HEALTH			1	100%	1
ANY LAB TEST FAST CORP			1	100%	1
HAMILTON CI MAIN UNIT ANNEX/ WORK CAMP			1	100%	1
CLINICAL PATHOLOGY LABORATORIES SOUTHEAST INC			1	100%	1
Summit Medical Group Morristown Oncology		1			1
AFTER HOURS CLINIC			1	100%	1
KROGER 785 - THE LITTLE CLINIC DIXIE HWY		1			1
MEDCARE-GARNERS FERRY			1	100%	1
Monument Health Custer Care Center		1			1
CVS IN6608POCT NEW PALESTINE			1	100%	1
ORDRS, INC.			1	100%	1
WINCHESTER URGENT CARE, PC		1			1
CONVENIENT MEDICAL AND HEALTH SERVICES			1	100%	1
Walgreens #11724		1			1
WESLEY MEDICAL CENTER			1	100%	1
ORLANDO PHYSICIAN NETWORK		1			1
FLORIDA HEALTH CARE MEDICAL GROUP		1			1
RAYMOND F CARON MD			1	100%	1
MORNINGSIDE NURSING AND REHABILITATION		1			1
PALM COTTAGE OPERATOR LLC			1	100%	1
St. Anne Home		1			1
ACCESS MEDICAL GROUP OF TAMPA INC			1	100%	1
COLONIAL HEALTH CARE		1			1
Eagle Point Health Care Center		1			1
Wetumpka Health and Rehab, LLC		1			1
FRONT PORCH PEDIATRICS PLLC			1	100%	1
IMA MEDICAL CENTER OF OVIEDO			1	100%	1
ST.ELIZABETH HEALTH CENTER	1				1
ROSE HAVEN NURSING CENTER		1			1
CVS OK6225POCT EDMOND		1			1
KINGWOOD EMERGENCY HOSPITAL			1	100%	1
ALAFAYA WOODS FAMILY MEDICAL CENTER		1			1
MOUNT ST MARYS HOSPITAL OF NIAGARA FALLS			1	100%	1
Woodstock Nursing and Rehabilitation Center		1			1
UMMC MIDTOWN CAMPUS			1	100%	1
Grand Junction VAMC		1			1
DE TAR HOSPITAL			1	100%	1
PALMETTO PRIMARY CARE PHYSICIANS			1	100%	1
RM PHARMACY SERVICES INC		1			1

COVID-19: testing by laboratory

Data through Mar 5, 2021 verified as of Mar 6, 2021 at 09:25 AM

Data in this report are provisional and subject to change.

The numbers in the table below represent the number of Florida and non-Florida residents for whom test results were received by the Department of Health. A person can be tested by more than one laboratory and can have both positive and negative results. **Therefore, the sum of the numbers in each column will be larger than the total number of people tested.**

Reporting lab	Inconclusive	Negative	Positive	Percent positive	Total
BATESVILLE - SHERWOOD URGENT CARE			1	100%	1
CARENOW-MONTGOMERY			1	100%	1
HACKENSACK UNIVERSITY MEDICAL CENTER		1			1
ADVENTHEALTH MEDICAL GROUP COMMUNITY MEDICINE			1	100%	1
BIOMAT ORLANDO		1			1
Tremont Health & Rehabilitation Center		1			1
CARESPOT - OCOEE			1	100%	1
MEDPOST - NORTH DALLAS			1	100%	1
MEDICAL CITY DENTON			1	100%	1
LIFELINK TRANSPLANT INSTITUTE LAB			1	100%	1
Brookcrest Nursing Home		1			1
Kroger 569 - The Little Clinic Gallatin		1			1
HALE KUPUNA HERITAGE HOME		1			1
PORTSMOUTH REG. HOSPITAL			1	100%	1
SELECT MEDICAL CLINIC			1	100%	1
LAB PLUS, LLC			1	100%	1
HORIZON MEDICAL CENTER			1	100%	1
ADVENT HEALTH - OWASA			1	100%	1
Allen Health and Rehabilitation		1			1
Southwest Louisiana Veterans Home			1	100%	1
SHANNON MEDICAL CENTER			1	100%	1
ORMOND PEDIATRICS PA			1	100%	1
CVS IL2297652CV CHICAGO		1			1
Maple Lane Nursing Home		1			1
PANCARE HEALTH - CARR ELEM & MIDDLE SCHOOL			1	100%	1
Kroger 717 - The Little Clinic Dolphin Drive			1	100%	1
HIBISCUS COURT			1	100%	1
CVS NV5286POCT HENDERSON		1			1
FLORIDA CLINICAL RESEARCH CENTER, LLC			1	100%	1
KENDALL PEDIATRICS PARTNERS LLC			1	100%	1
WESTON COUNTY HEALTH SERVICES			1	100%	1
HAWKEYE CARE CENTER DUBUQUE		1			1
LOUIS A JOHNSON VAMC		1			1
ST JOHNS EPISCOPAL HOSPITAL SOUTH SHORE		1			1
ST LUKES SURGICAL AT THE VILLAGES INC			1	100%	1
ORLANDO HEALTH PHYSICIAN GROUP INC			1	100%	1
COVENANT HEALTH		1			1
ORMOND MEDICAL ARTS FAMILY PRACTICE PL			1	100%	1
CENTRAL FL INTERNAL MEDICINE ASSOCIATES LLC		1			1
AAA MEDICAL TESTING			1	100%	1
ManorCare Yeadon		1			1
ATLANTIC DIAGNOSTICS			1	100%	1
CLEVELAND CLINIC OHIO LABORATORIES			1	100%	1
EVENTIDE LUTHERAN HOME		1			1
CHILDREN'S NATIONAL MEDICAL CENTER			1	100%	1
MINUTECLINIC DIAGNOSTIC OF NH, LLC (CL		1			1
Kroger 086 - The Little Clinic Broomfield-Sheridan		1			1

COVID-19: testing by laboratory

Data through Mar 5, 2021 verified as of Mar 6, 2021 at 09:25 AM

Data in this report are provisional and subject to change.

The numbers in the table below represent the number of Florida and non-Florida residents for whom test results were received by the Department of Health. A person can be tested by more than one laboratory and can have both positive and negative results. **Therefore, the sum of the numbers in each column will be larger than the total number of people tested.**

Reporting lab	Inconclusive	Negative	Positive	Percent positive	Total
MAYO MEDICAL LABORATORIES			1	100%	1
IMMY LABS			1	100%	1
CVS GA5622POCT DALLAS		1			1
SANFORD HOME		1			1
BROOKDALE FORT WALTON BEACH			1	100%	1
SYNERGY DIALYSIS INC			1	100%	1
SIGNATURE CARE COLLEGE STATION			1	100%	1
PEDIATRIC ASSOCIATES - DORAL			1	100%	1
EMPLOYEE WELLNESS PA			1	100%	1
NEVADA DEPARTMENT OF HEALTH AND HUMAN SERVICES			1	100%	1
SIMPLY HEALTHCARE AND WELLNESS CLINIC, PC			1	100%	1
C A R E S		1			1
GENESEE COUNTY HEALTH DEPARTMENT		1			1
Shoreline Care Center			1	100%	1
REELFOOT FAMILY WALK-IN CLINIC		1			1
Kroger 699 - The Little Clinic Smyrna		1			1
ARISTACARE AT MANCHESTER		1			1
INDIANA STATE DEPARTMENT OF HEALTH CLINIC MICROBIOLOGY		1			1
TOXUSALABS DBA CONNECTDX LABS		1			1
Wildwood Healthcare		1			1
FAIRVIEW HOSPITAL			1	100%	1
SOUTHWEST FLORIDA DIVISION LAB			1	100%	1
Northern Nevada State Veterans Home		1			1
SACRED HEART HEALTH SYSTEM- MIDWIFE PROGRAM			1	100%	1
STAMFORD HOSPITAL			1	100%	1
MEDSTAR HEALTH URGENT CARE			1	100%	1
SUNCOAST RESEARCH GROUP LLC			1	100%	1
CVS TX7156POCT RICHARDSON		1			1
Lemont Nursing and Rehab Center			1	100%	1
CHP COVID-19 (TX)			1	100%	1
PCR DIAGNOSTICS			1	100%	1
CHOTA COMMUNITY HEALTH SERVICES		1			1
VA ST LOUIS HEALTH CARE SYSTEM			1	100%	1
SIPERSTEIN DERMATOLOGY LLC			1	100%	1
CHI ST VINCENT LITTLE ROCK DIAGNOSTIC CLINIC			1	100%	1
Livingston County Center for Nursing and Rehabilitation		1			1
Abernethy Laurels		1			1
MEDEXPRESS URGENT CARE - HADLEY		1			1
WELLSTAR COBB HOSPITAL			1	100%	1
CARECENTER PHARMACY, LLC		1			1
Oakmont of Katy Nursing and Rehabilitation		1			1
FAMILY PRACTICE ASSOCIATES		1			1
CAPSTONE REHABILITATION AND HEALTHCARE		1			1
AFFILIATED LABORATORIES INC			1	100%	1
KAISER PERMANENTE REGIONAL REFERENCE LABORATORY		1			1
SKYRIDGE CLINICAL ASSOCIATES		1			1
DEL PRADO MEDICAL CENTER, INC		1			1

COVID-19: testing by laboratory

Data through Mar 5, 2021 verified as of Mar 6, 2021 at 09:25 AM

Data in this report are provisional and subject to change.

The numbers in the table below represent the number of Florida and non-Florida residents for whom test results were received by the Department of Health. A person can be tested by more than one laboratory and can have both positive and negative results. **Therefore, the sum of the numbers in each column will be larger than the total number of people tested.**

Reporting lab	Inconclusive	Negative	Positive	Percent positive	Total
FASTMED URGENT CARE			1	100%	1
SUNCOAST BEHAVIORAL HEALTH CENTER			1	100%	1
TARRANT MEDICAL ASSOCIATES			1	100%	1
SAINT JOSEPH'S HOSPITAL AND MEDICAL CENTER		1			1
FLORIDA MEDICAL CLINIC PA GI			1	100%	1
Shelbyville Manor		1			1
Seal Rock Healthcare		1			1
SONORAN DESERT PATHOLOGY			1	100%	1
MICROBIOLOGY DEPARTMENT			1	100%	1
VALLEY HOSPITAL MEDICAL CENTER		1			1
JOHNSON & JOHNSON VISION CARE-VISTAKON			1	100%	1
WAKULLA URGENT CARE & DIAGNOSTIC			1	100%	1
DILELLA			1	100%	1
MEDICAL LIFE-INC GUIDEWELL EMERGENCY MEDICINE			1	100%	1
VELOCITY URGENT CARE - REDMILL			1	100%	1
BLACKBAG DIGITAL HEALTH LLC		1			1
HOSPICE OF MARION COUNTY INC			1	100%	1
SANCHEZ CAZAU MEDICAL GROUP			1	100%	1
ANMED HEALTH MEDICAL CENTER			1	100%	1
KIDS CARE PEDIATRICS PA			1	100%	1
FLORIDA STATE UNIVERSITY HEALTH SERVICES			1	100%	1
FLORIDA HEART AND VASCULAR MULTISPECIALTY GROUP PA			1	100%	1
Englewood Health Care Center		1			1
FREDERICK MEMORIAL HOSPITAL			1	100%	1
Kroger 531 - The Little Clinic Waterville		1			1
SOUTH FLORIDA URGENT CARE CENTERS, LLC			1	100%	1
BETHESDA HEALTH PHYSICIANS GROUP		1			1
NEW YORK CITY DEPARTMENT OF HEALTH			1	100%	1
Ramsey Village		1			1
PEDIATRIC URGENT CARE CENTR OF FORT WORTH-LA GRAN			1	100%	1
NORTHSIDE FAMILY MEDICINE AND URGENT CARE (CUMMING)		1			1
THE NEW JEWISH HOME		1			1
HARDIN MEMORIAL HOSPITAL - HEARTLAND PATHOLOGY CONSULTANTS			1	100%	1
HEALTH PLUS SUNRISE MEDICAL OFFICE			1	100%	1
MED TECH CLINICAL LABORATORY		1			1
Cooperstown Center for Nursing and Rehabillitation		1			1
HUDSON REGIONAL HOSPITAL			1	100%	1
WINCHESTER HOSPITAL			1	100%	1
MIDWAY SPECIALTY CARE CENTER INC		1			1
LANGLEY DIALYSIS			1	100%	1
CENTRAL TX URGENT CARE			1	100%	1
ACCURATE HEALTH SERVICES CORP			1	100%	1
NORTH SHORE HEMATOLOGY-ONCOLOGY ASSOCIATES		1			1
Lenbrook		1			1
Walgreens #5421		1			1
JOHNSON MEDICAL SERVICES			1	100%	1
DIXIE REGIONAL MEDICAL CENTER			1	100%	1

COVID-19: testing by laboratory

Data through Mar 5, 2021 verified as of Mar 6, 2021 at 09:25 AM

Data in this report are provisional and subject to change.

The numbers in the table below represent the number of Florida and non-Florida residents for whom test results were received by the Department of Health. A person can be tested by more than one laboratory and can have both positive and negative results. **Therefore, the sum of the numbers in each column will be larger than the total number of people tested.**

Reporting lab	Inconclusive	Negative	Positive	Percent positive	Total
Kroger 368 - The Little Clinic Frankfort West		1			1
RIDGEFIELD PEDIATRIC ASSOCIATES		1			1
IVAN, MAYA			1	100%	1
Victory Health and Rehabilitation			1	100%	1
PPD CLINICAL RESEARCH UNIT			1	100%	1
IRA FIALKO DO			1	100%	1
LADY OF THE SEA HOSPITAL LAB			1	100%	1
VA Greater LA HCS-Santa Maria OPC			1	100%	1
CVS TX1057POCT SAN ANTONIO		1			1
LAKE COMMUNITY ACTION AGENCY		1			1
HAPPY KIDZ PEDIATRICS PL			1	100%	1
ALLIED PHYSICIANS GROUP		1			1
MEDEX CLINIC LLC			1	100%	1
ARIZONA STATE LABORATORY			1	100%	1
BREVARD FAMILY WALK IN CLINIC			1	100%	1
Walgreens #5914		1			1
NHC DICKSON		1			1
WILLOWBROOKE COURT AT MATTHEWS GLEN		1			1
HAWAII DEPARTMENT OF HEALTH LAB			1	100%	1
TILLAMOOK COUNTY GENERAL HOSPITAL LAB		1			1
NEW YORK PHYSICIANS LLP		1			1
CENTRAL FLORIDA MEDICAL CARE			1	100%	1
ARBOR DIAGNOSTICS, INC		1			1
B2 URGENT CARE			1	100%	1
CONCENTRA - TAMPA EAST		1			1
Harbert Hills Academy Nursing Home		1			1
HENRICO DOCTOR'S LABORATORY			1	100%	1
CAROMONT HEALTH			1	100%	1
ANDREWS INSTITUTE AMBULATORY SURGERY CENTER		1			1
OHIOHEALTH URGENT CARE			1	100%	1
PENN NURSING CENTER		1			1
PRIORITY CARE LLC			1	100%	1
CVS IL2297144CV CHICAGO		1			1
MERCYONE DES MOINES MEDICAL CENTER			1	100%	1
SUPERKIDS PEDIATRICS			1	100%	1
MEDEXPRESS URGENT CARE CHICOPEE			1	100%	1
ELAN MANATEE			1	100%	1
URGENT CARE OF FORT LAUDERDALE INC			1	100%	1
Village Crest Center for Health & Rehabilitation		1			1
WOODHILLS LABS			1	100%	1
CVS KS8573POCT OVERLAND PARK		1			1
SOMA MEDICAL CENTER PA #2 OAKLAND			1	100%	1
THE CLINIC ON SIXTH			1	100%	1
LSU MEDICAL CENTER			1	100%	1
PREMIER MOBILE HEALTH SERVICES, LLC			1	100%	1
OKLAHOMA BLOOD INSTITUTE			1	100%	1
MEMORIAL SATILLA HEALTH			1	100%	1

COVID-19: testing by laboratory

Data through Mar 5, 2021 verified as of Mar 6, 2021 at 09:25 AM

Data in this report are provisional and subject to change.

The numbers in the table below represent the number of Florida and non-Florida residents for whom test results were received by the Department of Health. A person can be tested by more than one laboratory and can have both positive and negative results. **Therefore, the sum of the numbers in each column will be larger than the total number of people tested.**

Reporting lab	Inconclusive	Negative	Positive	Percent positive	Total
PM PEDIATRICS PC			1	100%	1
SALEM VAMC		1			1
ST CATHERINE HOSPITAL LABORATORY			1	100%	1
Signature Healthcare of Palm Beach			1	100%	1
ROAN MOUNTAIN MEDICAL CENTER			1	100%	1
SHARON REGIONAL MEDICAL CENTER			1	100%	1
DIGNITY HEALING LLC			1	100%	1
THE CHILDREN'S HOSPITAL OF PHILADELPHIA		1			1
ADVANCED CARDIOVASCULAR DIAGNOSTICS OF FL			1	100%	1
CORE OCCUPATIONAL RESOURCES, LLC			1	100%	1
NORTH SHORE HEMATOLOGY-ONCOLOGY ASSOCI		1			1
HELIX URGENT CARE			1	100%	1
NF Escambia, LLC DBA Olive BranchHealth and Rehabilitaion Center			1	100%	1
NORTHEAST FLORIDA INTERNAL MEDICINE PA		1			1
Schoenbrunn Healthcare		1			1
CSI LABORATORIES FLORIDA			1	100%	1
PULMONARY MEDICINE		1			1
DAYTONA BEACH CENTRA CARE			1	100%	1
MARTIN ARMY COMMUNITY HOSPITAL			1	100%	1
Altenheim Senior Living		1			1
FIT4LIFE MEDICAL CENTER			1	100%	1
STEPHENS COUNTY HOSPITAL			1	100%	1
PASTEUR MEDICAL HIALEAH GARDEN LLC			1	100%	1
VISTACARE PHARMACY I		1			1
ADVENTHEALTH MEDICAL GROUP ADULT AND SENIOR HEALTH			1	100%	1
HIGHLANDS CLINICAL LABORATORY			1	100%	1
MY WELLNESS EXPRESS			1	100%	1
AESTHETIC PHYSICIANS PC			1	100%	1
SEVEN HILLS HEALTHCARE GROUP LLC DBA		1			1
DECATUR MORGAN HOSPITAL - DECATUR GENE		1			1
HEARTLAND PHARMACY SEBRING			1	100%	1
ASHLEY PEDICATRICS DAY AND NIGHT CLINIC			1	100%	1
NANCY M WORTHINGTON MD PA			1	100%	1
CONCIERGE INTERNAL MEDICINE ASSOCIATES			1	100%	1
CROZER-CHESTER MEDICAL CENTER			1	100%	1
SPARTA HEALTH & REHAB		1			1
CLIFTON-FINE HOSPITAL LABORATORY		1			1
Bay View Nursing and Rehabilitation Center			1	100%	1
ASHLEY PEDIATRICS DAY & NIGHT CLINIC			1	100%	1
Birmingham Nursing & Rehab Center		1			1
Kroger 923 - The Little Clinic Centerville		1			1
LOPEZ		1			1
JOHN PETER SMITH HOSPITAL- OB TRIAGE			1	100%	1
LOURDES URGENT CARE			1	100%	1
UF HEALTH - WILDLIGHT			1	100%	1
Remarkable Healthcare Dallas			1	100%	1
PowerBack Piscataway Center		1			1

COVID-19: testing by laboratory

Data through Mar 5, 2021 verified as of Mar 6, 2021 at 09:25 AM

Data in this report are provisional and subject to change.

The numbers in the table below represent the number of Florida and non-Florida residents for whom test results were received by the Department of Health. A person can be tested by more than one laboratory and can have both positive and negative results. **Therefore, the sum of the numbers in each column will be larger than the total number of people tested.**

Reporting lab	Inconclusive	Negative	Positive	Percent positive	Total
BALLAD HEALTH MEDICAL ASSOCIATES URGENT CARE			1	100%	1
TMH PHYSICIAN PARTNERS			1	100%	1
Bolingreen Health and Rehabilitation		1			1
NORTHEAST TEXAS DIALYSIS		1			1
INDIAN RIVER CLINICAL LABORATORY, INC.		1			1
SOMA MEDICAL CENTER PA #3 PALOMINO			1	100%	1
Kroger 618 - The Little Clinic Trail Creek Village		1			1
ADVANTA LABS, LLC		1			1
Garden View Care Center at Dougherty Ferry		1			1
CVS MA654POCT ACTON		1			1
TREASURE COAST PRIMARY CARE		1			1
COLLIER BLVD HMA PHYSICIANS MANAGEMENT LLC			1	100%	1
JMJ FAMILY PRACTICE			1	100%	1
MORGAN STANELY HEALTH CENTER		1			1
DORAL KIDNEY CENTER			1	100%	1
BEAUMONT REFERENCE LABORATORY			1	100%	1
NEMOURS CHILDREN'S PRIMARY CARE			1	100%	1
Granville Center		1			1
Ravenwood Specialty Care		1			1
SUPREME MEDICAL GROUP PLLC			1	100%	1
MEDICAL SPECIALISTS OF THE PALM BEACHES INC			1	100%	1
Hearthstone Nursing and Rehabilitation Center		1			1
Manassas Health & Rehab			1	100%	1
WALGREEN#12147		1			1
CARBON HEALTH			1	100%	1
PROVIDENCE ST PETER HOSPITAL		1			1
ADVENTHEALTH MEDICAL GROUP SENIOR HEALTH AT			1	100%	1
BRADENTON CONVENTION CENTER□			1	100%	1
The Pines at Poughkeepsie Center for Nursing and Rehabilitation		1			1
E-LAB OF FLORIDA			1	100%	1
HILLSBORO MEDICAL CENTER MAIN LABORATO		1			1
CROSS CREEK HEALTH CARE		1			1
ALPHA CLINICAL LABORATORY CORP.			1	100%	1
TRUMAN MEDICAL CENTER - HOSPITAL HILL			1	100%	1
Home Health Care Clinic		1			1
Brio of Johnston		1			1
Walgreens #9620		1			1
ACUPATH LABORATORIES INC			1	100%	1
BOULDER COMMUNITY HOSPITAL			1	100%	1
CARESOUTH HHA HOLDINGS OF THE TREASURE COAST LLC			1	100%	1
MED FIRST IMMEDIATE CARE AND FAMILY PRACTICE			1	100%	1
SOUTH TEXAS HEALTH SYSTEM ER - WARE ROAD			1	100%	1
BAYCARE OUTREACH LAB AT NEW TAMPA			1	100%	1
DAYTONA BEACH DIALYSIS			1	100%	1
MISSOURI DEPT. OF HEALTH			1	100%	1
LIBERTY HEALTH CENTER			1	100%	1
FAMILY MEDICAL CENTRE			1	100%	1

COVID-19: testing by laboratory

Data through Mar 5, 2021 verified as of Mar 6, 2021 at 09:25 AM

Data in this report are provisional and subject to change.

The numbers in the table below represent the number of Florida and non-Florida residents for whom test results were received by the Department of Health. A person can be tested by more than one laboratory and can have both positive and negative results. **Therefore, the sum of the numbers in each column will be larger than the total number of people tested.**

Reporting lab	Inconclusive	Negative	Positive	Percent positive	Total
ST MICHAEL'S ELITE MEDICAL HOSPITAL			1	100%	1
AURORA HEALTH CARE METRO INC			1	100%	1
NATION'S BEST CARE HOME HEALTH			1	100%	1
UT HEALTH RIO GRANDE VALLEY PRIMARY CARE AT			1	100%	1
Kroger 409 - The Little Clinic Hebron Marketplace			1	100%	1
MEMORIALCARE LONG BEACH MEDICAL CENTER			1	100%	1
ELKHART GENERAL HOSPITAL			1	100%	1
COLUMBIA CREST CARE & RAHAB		1			1
FIRST CARE WALK IN CLINIC LLC			1	100%	1
BLESSINGS MEDICAL CLINIC, THE			1	100%	1
AL MANI HEALTH INSTUTUTE		1			1
BRADENTON DIALYSIS			1	100%	1
CLEVELAND CLINIC AKRON GENERAL			1	100%	1
ALLIANCE MD DIRECT PRIMARY CARE			1	100%	1
LAKEVIEW REGIONAL HOSPITAL			1	100%	1
PROGENESIS INC			1	100%	1
KATHY L ANDERSON DO PA			1	100%	1
NEW SMYRNA BEACH AMBULATORY CARE CTR			1	100%	1
CHAMBREL AT PINECASTLE			1	100%	1
Lynwood		1			1
Crowne Place Assisted Living		1			1
TRIDENT ANTI AGING LLC			1	100%	1
FAST PACE URGENT CARE			1	100%	1
CORNERSTONE DRUG AND GIFT INC		1			1
ABINGTON MEMORIAL HOSPITAL			1	100%	1
CHC SOUTHWEST FLORIDA LAB-LIVE			1	100%	1
DEVLAB, LLC			1	100%	1
SUMMERFIELD PAIN MANAGEMENT			1	100%	1
ACCESS 365 URGENT CARE LLC			1	100%	1
DOCTORS CARE - GREER		1			1
SUNCOAST PRIMARY CARE LLC			1	100%	1
BAPTIST HOSPITAL LABORATORY			1	100%	1
Advanced Rehabilitation of Vernon		1			1
QUEST INC			1	100%	1
OPTUM MEDICAL CLINIC IN ROCKRIMMON			1	100%	1
MERITER LABORATORIES			1	100%	1
MEDICAL CENTER			1	100%	1
MISSION HOSPITAL			1	100%	1
JUP Serology SubSection			1	100%	1
SAINT BARNABAS MEDICAL CENTER		1			1
COMMUNITY MEDICAL CENTER-ORANGE CITY		1			1
BRIDGEWAY CENTER INC			1	100%	1
HALEYVILLE HEALTH CARE CENTER		1			1
HEALTHCARE ASSOCIATES OF IRVING, LLP			1	100%	1
VIVEX/UMTB BIOMEDICAL			1	100%	1
Kroger 419 - The Little Clinic Farmington/Exeter		1			1
TEVAPHARM			1	100%	1

COVID-19: testing by laboratory

Data through Mar 5, 2021 verified as of Mar 6, 2021 at 09:25 AM

Data in this report are provisional and subject to change.

The numbers in the table below represent the number of Florida and non-Florida residents for whom test results were received by the Department of Health. A person can be tested by more than one laboratory and can have both positive and negative results. **Therefore, the sum of the numbers in each column will be larger than the total number of people tested.**

Reporting lab	Inconclusive	Negative	Positive	Percent positive	Total
GEORGE WASHINGTON UNIVERSITY HOSPITAL			1	100%	1
CHILDREN'S MEMORIAL HOSPITAL			1	100%	1
BROADWAY HEALTH FLORIDA MEDICAL CLINIC URGENT CARE			1	100%	1
SSC NASHVILLE OPERATING CO LLC D/B/A		1			1
HEALTH EXPRESS		1			1
CLARKSVILLE HEALTH SYSTEM			1	100%	1
CVS TX7431POCT ROWLETT		1			1
FHPG SURGICAL ASSOCIATES OF EAST PASCO			1	100%	1
AUSTIN URGENT CARE			1	100%	1
Kroger 753 - The Little Clinic Goss Avenue		1			1
AMERICAN FAMILY CARE - SMYRNA			1	100%	1
DOCTORS CHOICE HOME CARE INC			1	100%	1
IM&P WELLNES CENTER			1	100%	1
Kroger 682 - The Little Clinic New Holland Market			1	100%	1
HALIFAX HEALTH PRIMARY CARE ORMOND			1	100%	1
Manor Care Health Care Services - Williamsport North		1			1
AUTUMN CARE OF STATESVILLE, LLC		1			1
NEVADA RURAL HOUSING AUTHORITY			1	100%	1
BAYOU URGENT CARE			1	100%	1
PALM BEACH DIABETES AND ENDOCRINE SPECIALISTS, PA			1	100%	1
CONCORDIA MANOR			1	100%	1
HELGEMO & LIOU PEDIATRICS			1	100%	1
WVU MEDICINE AT SUNCREST TOWNE CENTRE			1	100%	1
ACCOMPLISHED HOME CARE		1			1
HILTON HEAD HOSPITAL/INPATIENT			1	100%	1
MISSION HOSPITAL – MEMORIAL CAMPUS			1	100%	1
THE LITTLE CLINIC LLC			1	100%	1
PIONEER CLINICAL RESEARCH LLC			1	100%	1
UNIVERISTY HOSPITAL			1	100%	1
DIAGNOSTIC GROUP INTEGRATED HEALTHCARE			1	100%	1
SIGNATURE CARE MEMORIAL CITY			1	100%	1
Bethany Manor		1			1
CENTRAL FLORIDA ADULT MEDICINE		1			1
TLC MEDICAL			1	100%	1
Terrace Glen Village		1			1
MY URGENT CARE CLINIC			1	100%	1
CHRISTIAN REST HOME ASSOC		1			1
ST. JOHN HOSPITAL & MEDICAL CENTER			1	100%	1
QLABS			1	100%	1
SACRED HEART HOSPITAL NURSING			1	100%	1
SPHERE DX			1	100%	1
Alexandria Place		1			1
KIOSK MEDICINE OF KENTUCKY LLC		1			1
TRADITIONAL MEDICINE CENTER			1	100%	1
CVS OH6164POCT DELAWARE		1			1
SUMMIT COUNTY PUBLIC HEALTH DEPARTMENT			1	100%	1
Pontotoc Health and Rehab		1			1

COVID-19: testing by laboratory

Data through Mar 5, 2021 verified as of Mar 6, 2021 at 09:25 AM

Data in this report are provisional and subject to change.

The numbers in the table below represent the number of Florida and non-Florida residents for whom test results were received by the Department of Health. A person can be tested by more than one laboratory and can have both positive and negative results. **Therefore, the sum of the numbers in each column will be larger than the total number of people tested.**

Reporting lab	Inconclusive	Negative	Positive	Percent positive	Total
REEVES COUNTY HOSPITAL DISTRICT			1	100%	1
DIRECT PRIMARY CARE OF BURLESON			1	100%	1
MANOR CARE OF DELRAY BEACH FL LLC		1			1
LAREDO EMERGENCY ROOM			1	100%	1
NORTH BREVARD CHILDRENS MEDICAL CENTER			1	100%	1
RED HOOK FAMILY PRACTICE		1			1
Arlington Health and Rehabilitation		1			1
Kroger 83 - The Little Clinic Rock Road		1			1
HOUSTON DEPARTMENT OF HEALTH AND HUMAN SERVICES			1	100%	1
MEDCOR INC			1	100%	1
ADVENTHEALTH MEDICAL GROUP INTERNAL MEDICINE AT MILLS			1	100%	1
WEST COAST CLINICAL LABS INC			1	100%	1
HALIFAX FAMILY HEALTH CENTER			1	100%	1
ORMOND BEACH DIALYSIS			1	100%	1
CHILDRENS SPECIALIST PEDIATRIC PULMMOLOGY &			1	100%	1
KEATING SPORTS CENTER		1			1
DUKE UNIVERSITY POINT OF CARE TESTING PROGRAM			1	100%	1
LOUNDY		1			1
HHCS PHARMACY INC			1	100%	1
PENSACOLA PATHOLOGY		1			1
NAVARRO MEDICAL CENTERS LLC			1	100%	1
FLORIDA ADVANCED MEDICAL AND DERM AESTHETICS LLC			1	100%	1
Monument Health Strugis Care Center		1			1
UMASS MEMORIAL MEDICAL CENTER, INC		1			1
Robinson Terrace Rehabilitation and Nursing Center		1			1
CHRISTIANA HOSPITAL		1			1
ALLIED PEDIATRICS & FAMILY MEDICINE			1	100%	1
WELLMED AT LINEBAUGH AVE			1	100%	1
DOCTORS CARE - AIKEN MALL			1	100%	1
CVS AZ4795POCT MESA		1			1
AUGUSTA HEALTH CLINICAL LABORATORY			1	100%	1
Avera Sr. James Care Center		1			1
EUGENE T FINAN, MD			1	100%	1
CVS AZ5026POCT MESA		1			1
SUMMER PLACE NURSING & REHABILITATION		1			1
NORTHWEST TEXAS HEALTHCARE SYSTEM,INC			1	100%	1
BETHESDA ON TURKEY CREEK			1	100%	1
Senatobia Healthcare & Rehab		1			1
HUNTSVILLE HOSPITAL			1	100%	1
CARENOW MIDTOWN			1	100%	1
URGENT CARE CENTER OF PORT ORANGE LLC			1	100%	1
Moab Regional Hospital			1	100%	1
CARDIAC AND VASCULAR CONSULTANTS MD PA		1			1
ODYSSEY HEALTH CARE OF MARION COUNTY LLC		1			1
Kroger 968 - The Little Clinic Colerain Township		1			1
HALIFAX HEALTH PRIMARY CARE			1	100%	1
WEILL CORNELL MEDICAL ASSOCIATES - EAST SIDE		1			1

COVID-19: testing by laboratory

Data through Mar 5, 2021 verified as of Mar 6, 2021 at 09:25 AM

Data in this report are provisional and subject to change.

The numbers in the table below represent the number of Florida and non-Florida residents for whom test results were received by the Department of Health. A person can be tested by more than one laboratory and can have both positive and negative results. **Therefore, the sum of the numbers in each column will be larger than the total number of people tested.**

Reporting lab	Inconclusive	Negative	Positive	Percent positive	Total
DR PHILLIPS CENTER FOR WELLNESS		1			1
ANDERSON REGIONAL MEDICAL CENTER			1	100%	1
YOUR HEALTH PEDIATRICS			1	100%	1
AVALON MEDICAL GROUP			1	100%	1
ORLANDO HEALTH MEDICAL GROUP			1	100%	1
ENCOMPASS HEALTH HOME HEALTH		1			1
PALM BEACH COUNTY HEALTH DEPT.			1	100%	1
MINUTE CLINIC DIAGNOSTIC PA			1	100%	1
HARMONY HEALTHCARE ORLANDO INC		1			1
SANTA MONICA CA-UCLA MC			1	100%	1
PAMC MICRO LAB			1	100%	1
DOCTORS AFTER HOURS URGENT CARE CENTER			1	100%	1
DR JAMES D FORBES FAMILY CARE CENTER			1	100%	1
FAMILY MEDICAL CLINIC KENDALL LLC			1	100%	1
FLAGLER MEDICAL ASSOCIATES PA			1	100%	1
CVS NV5942POCT LAS VEGAS		1			1
CORPORATION OF AMERICA		1			1
ANY LAB TEST NOW JACKSONVILLE		1			1
SMITH KLINE			1	100%	1
APPLECARE URGENT CARE KINGSLAND			1	100%	1
DAVITA DIALYSIS-NORTH			1	100%	1
ST VINCENTS OUTPATIENT IMAGING		1			1
ENT & ALLERGY ASSOCIATES, LLP - SLEEPY HOLLOW (ABBOTT)		1			1
FLORIDA CLINICAL LABORATORY INC DBA			1	100%	1
UNLIMITED MEDICAL SERVICES OF FL PL DBA		1			1
Smg/North Jersey Hematology & Oncology		1			1
Baypoint Healthcare Center			1	100%	1
PARK AVENUE PEDIATRICS PC		1			1
TUNIS STREET GROUP HOME		1			1
MEDCOR, INC			1	100%	1
Vi at Aventura		1			1
USA Healthcare LTC, LLC - Folsom Center for Rehabilitation & Healthca		1			1
PALOMAR MEDICAL CENTER			1	100%	1
Signature Healthcare of Georgetown		1			1
CERMAK HEALTH SERVICES			1	100%	1
PANCARE HEALTH - NORTHSIDE ELEMENTARY			1	100%	1
ANSWERS RESOURCE FACILITY		1			1
CVS MA969POCT PALMER		1			1
SEASONS HOSPICE AND PALLIATIVE CARE OF			1	100%	1
BL DIAGNOSTICS LLC			1	100%	1
ADVANCED RESEARCH AND DIAGNOSTIC LABORATORY UNIVERSITY OF MINNESOTA			1	100%	1
Maplewood of Cheshire County		1			1
ELATION HEALTH		1			1
ENCOMPASS HEALTH REHABILITATION			1	100%	1
LCMC LAB SUBSECTION		1			1
KID FIXERS		1			1
Lutheran Community at Telford		1			1

COVID-19: testing by laboratory

Data through Mar 5, 2021 verified as of Mar 6, 2021 at 09:25 AM

Data in this report are provisional and subject to change.

The numbers in the table below represent the number of Florida and non-Florida residents for whom test results were received by the Department of Health. A person can be tested by more than one laboratory and can have both positive and negative results. **Therefore, the sum of the numbers in each column will be larger than the total number of people tested.**

Reporting lab	Inconclusive	Negative	Positive	Percent positive	Total
CVS OH4327POCT PAINESVILLE		1			1
ALL CARE URGENT CARE			1	100%	1
HEALTH ALLIANCE			1	100%	1
CATHEDRAL GERONTOLOGY CENTER DBA CATHEDRAL CARES			1	100%	1
MARTIN MEM FAMILY CARE AT ST LUCIE W			1	100%	1
FOUNDATION LABORATORY			1	100%	1
COLER REHABILITATION AND NURSING CARE		1			1
WARREN GENERAL HOSPITAL			1	100%	1
JACKSONVILLE PEDIATRICS			1	100%	1
GENOTOX LABORATORIES		1			1
UNITYPOINT HEALTH TRINITY			1	100%	1
SWIFTCARE URGENT CARE, PLLC			1	100%	1
LANCASHIRE HALL NURSING AND REHABILITATION CENTER		1			1
ADVENTHEALTH MEDICAL GROUP PEDIATRICS DIABETES &			1	100%	1
Kroger 006 - The Little Clinic Uintah Gardens		1			1
PCG MOLECULAR			1	100%	1
Spring Gate Rehab and Healthcare Center		1			1
NICKLAUS CHILDREN'S DORAL OUTPATIENT CENTER			1	100%	1
EMERGENCY CARE SERVICES LAB AT JFK MEDICAL CENTER			1	100%	1
MOUNT SINAI MEDICAL CENTER AVENTURA ER			1	100%	1
NONA MEDICAL ARTS		1			1
MEA PRIMARY CARE PLUS BYRAM			1	100%	1
RESIDENCES AT MIAMI / REIGN GARDENS LLC, THE			1	100%	1
VELOCITY URGENT CARE - LITTLE CREEK			1	100%	1
ADVENTHEALTH MEDICAL GROUP OBSTETRICS			1	100%	1
DERMDX, DIV OF AURORA DIAGNOSTICS/BERNHARDT LAB		1			1
HABANA HEALTH CARE CENTER			1	100%	1
Kroger - KR070300083			1	100%	1
CAN COMMUNITY HEALTH LLC		1			1
CVS AZ9277POCT TUCSON		1			1
NULEASE MEDICAL SOLUTIONS			1	100%	1
ASHLEY CLINICAL DIAGNOSTIC LABORATORY			1	100%	1
PATHLAB SERVICES			1	100%	1
CVS AZ7841POCT TUCSON		1			1
NSPIRE HEALTHCARE PLANTATION			1	100%	1
Chestnut Ridge Nursing & Rehab		1			1
ROYAL PALM PEDIATRICS			1	100%	1
LAMARQUE DIALYSIS			1	100%	1
ADVENT HEALTH MEDICAL GROUP MULTISPECIALTY			1	100%	1
CURELOGICS WOUND CARE & HYPERBARIC CENTER		1			1
ACCESS HEALTH CARE PHYSICIANS, LLC		1			1
Walgreens #10988		1			1
Florida Baptist Retirement Center		1			1
FLORIDA HOSPITAL LAB			1	100%	1
SANTA BARABARA ALF LLC (THE WINDSOR)			1	100%	1
BAYSTATE REFERENCE LABORATORY			1	100%	1
SPRINGBROOK HOSPITAL			1	100%	1

COVID-19: testing by laboratory

Data through Mar 5, 2021 verified as of Mar 6, 2021 at 09:25 AM

Data in this report are provisional and subject to change.

The numbers in the table below represent the number of Florida and non-Florida residents for whom test results were received by the Department of Health. A person can be tested by more than one laboratory and can have both positive and negative results. **Therefore, the sum of the numbers in each column will be larger than the total number of people tested.**

Reporting lab	Inconclusive	Negative	Positive	Percent positive	Total
WEST VIRGINIA LABORATORIES			1	100%	1
Orange City Nursing and Rehab Center			1	100%	1
El Paso Health Care Center			1	100%	1
LAKE MARY OPTUM FLORIDA			1	100%	1
Walgreens #10851		1			1
MEDEXPRESS URGENT CARE - WAYNESBURG		1			1
DEERFIELD BEACH REHABILITATION AND NURSING			1	100%	1
UF HEALTH THE VILLAGES			1	100%	1
MARINA DEL REY HOSPITAL LAB			1	100%	1
COX HEALTH SOUTH LAB			1	100%	1
GARDENS PEDIATRICS LAB			1	100%	1
KNOX COMMUNITY HOSPITAL			1	100%	1
VISTA DEL SOL MED ASSOC		1			1
CORNERSTONE OF RECOVERY INC		1			1
NEW RIVER HEALTH DISTRICT			1	100%	1
Bivins Pointe			1	100%	1
MARTINSVILLE HEALTH AND REHAB			1	100%	1
LIFE CARE CENTER OF GWINNETT		1			1
GOOD SAMARITAN SOCIETY - DE SMET		1			1
INTERMOUNTAIN HEALTHCARE LABORATORY SERVICES			1	100%	1
Harris Hill Nursing Facility		1			1
TRINITY URGENT CARE		1			1
MEDSTAR URGENT CARE, LLC			1	100%	1
FORT LOUDOUN PRIMARY CARE		1			1
PUTNAM CO HOSPITAL-D/B/A ASBURY TOWERS		1			1
SISTERS MISSION			1	100%	1
Kroger 670 - The Little Clinic Dawson Forest Rd & Hwy 19		1			1
MEDEXPRESS URGENT CARE, EDWARDSVILLE		1			1
SPRING VALLEY HOSPITAL MEDICAL CENTER			1	100%	1
CVS NE8626POCT LINCOLN		1			1
PALM SPRINGS GENERAL HOSPITAL			1	100%	1
VICTORIA PAIN AND REHABILITATION CENTER			1	100%	1
NORTHEAST BAPTIST HOSPITAL			1	100%	1
ASCARATE DIALYSIS			1	100%	1
PHYSICIANS PRIMARY CARE LEHIGH PEDS			1	100%	1
COMMONWEALTH OF VIRGINIA DIVISION OF CONSOLIDATED LABORATORY SERVICES			1	100%	1
NEW MILFORD HOSPITAL			1	100%	1
CVS MA41POCT TAUNTON		1			1
PASTEUR MEDICAL CENTER LLC		1			1
DW MCMILLAN MEMORIAL HOSPITAL LABORATORY			1	100%	1
Kroger 629 - The Little Clinic Cartersville, GA Hwy 41		1			1
Kroger 97 - The Little Clinic Hutchinson		1			1
BAPTIST HOSPITAL PRIMARY CARE GULF BREEZE			1	100%	1
CVS NM7242POCT ALBUQUERQUE		1			1
PEDIATRIC ASSOCIATES OF ORLANDO			1	100%	1
CORPUS CHRISTI MEDICAL CENTER			1	100%	1
White Oak Manor - Rock Hill		1			1

COVID-19: testing by laboratory

Data through Mar 5, 2021 verified as of Mar 6, 2021 at 09:25 AM

Data in this report are provisional and subject to change.

The numbers in the table below represent the number of Florida and non-Florida residents for whom test results were received by the Department of Health. A person can be tested by more than one laboratory and can have both positive and negative results. **Therefore, the sum of the numbers in each column will be larger than the total number of people tested.**

Reporting lab	Inconclusive	Negative	Positive	Percent positive	Total
Juniper Village at Bucks County		1			1
MEDICAL ARTS LABORATORY			1	100%	1
A G RHODES HOME AT WESLEY WOODS		1			1
SELF REGIONAL HEALTHCARE			1	100%	1
KINGWOOD EMERGENCY CENTER			1	100%	1
ULTIMATE ANALYSIS LABORATORY			1	100%	1
WELLOW URGENT CARE-OSWEGO			1	100%	1
ORANGE PEDIATRICS PA			1	100%	1
SYCAMORE MEDICAL CENTER-KETTERING HEALTH NETWORK			1	100%	1
OPTIMAL MEDICINE INC		1			1
PUBLIX PHARMACY #0332		1			1
MCCALLIE SCHOOL-STUDENT HEALTH CENTER		1			1
URGENTMED PLANTATION			1	100%	1
ORMC-ARDEN/EOI			1	100%	1
EXCEPTIONAL EMERGENCY CENTER			1	100%	1
PLANT CITY FAMILY CARE		1			1
C V S / PHARMACY #4396		1			1
ALL PEDIATRIC CARE PA			1	100%	1
CARDIOLOGY AND FITNESS MEDICINE		1			1
MEDEXPRESS URGENT CARE - DANVILLE		1			1
Victoria Manor		1			1
PRACTITIONERS IN MOTION			1	100%	1
RURAL/METRO MIDSOUTH,		1			1
ICARE		1			1
VIRGINIA UROLOGY		1			1
DIGNITY HEALTH GOHEALTH		1			1
BETHESDA HOSPITAL			1	100%	1
SHP WESTCHESTER LLC		1			1
SLIDELL MEMORIAL HOSPITAL			1	100%	1
INTERNAL MEDICINE ASSOCIATES		1			1
ALLEGHENY GENERAL HOSPITAL			1	100%	1
Grangeville Health and Rehab		1			1
STANDIFER PLACE		1			1
LITTLE COMPANY OF MARY HOSPITAL			1	100%	1
NORTHSIDE HOSPITAL DULUTH			1	100%	1
Kroger 541 - The Little Clinic Long Hollow Pike		1			1
Brattleboro Crossings LLC dba Pine Heights at Brattleboro		1			1
CVS CA9103POCT ESCONDIDO		1			1
Brown Memorial Home		1			1
PRIMARY CARE GROUP LLC		1			1
SC-GA2018 MCCORMICK REHAB & HEALTHCARE		1			1
Alden North Shore			1	100%	1
MEDEXPRESS URGENT CARE - RUSSELLVILLE, W MAIN ST		1			1
PM PEDIATRICS OF BAYSIDE PLLC - BELLER		1			1
MEDEXPRESS URGENT CARE - CONWAY		1			1
JACK M MATHENY II MD			1	100%	1
WELLCARE URGENT CARE			1	100%	1

COVID-19: testing by laboratory

Data through Mar 5, 2021 verified as of Mar 6, 2021 at 09:25 AM

Data in this report are provisional and subject to change.

The numbers in the table below represent the number of Florida and non-Florida residents for whom test results were received by the Department of Health. A person can be tested by more than one laboratory and can have both positive and negative results. **Therefore, the sum of the numbers in each column will be larger than the total number of people tested.**

Reporting lab	Inconclusive	Negative	Positive	Percent positive	Total
MID-FLORIDA CANCER CENTERS		1			1
BEST CARE COMMUNITY AND FAMILY HEALTH CENTER INC			1	100%	1
KENNEDY BOULEVARD DIALYSIS			1	100%	1
CARESPOT - LEE VISTA			1	100%	1
MEMORIAL HOSPITAL OF TAMPA			1	100%	1
AML DIAGNOSTICS- ADV TESTING IN METABOLIC MEDICINE			1	100%	1
WALGREENS #06025		1			1
POETS WALK SARASOTA			1	100%	1
Kroger 682 - The Little Clinic Combs and Gantzel		1			1
MAYO CLINIC OUTPATIENT DIALYSIS CENTER			1	100%	1
OPTUM OF HIALEAH		1			1
MEDERI CARETENDERS VS OF SE FL LLC DBA			1	100%	1
INLET CONCIERGE MEDICINE			1	100%	1
ST FRANCIS COLLEGE WELLNESS CENTER		1			1
LOUISIANA STATE LAB			1	100%	1
AMD			1	100%	1
EILEEN TURBESSI MD PA		1			1
SHANNON CLARK OD, PA			1	100%	1
St Mary's d'Youville Pavilion		1			1
MYCLINIC, INC			1	100%	1
MCLEOD MEMORIAL HOSPITAL CLARENDON			1	100%	1
BRIAN C GRINER MD LLC			1	100%	1
WY RETIREMENT CENTER		1			1
OAK HAVEN REHAB AND NURSING CENTER			1	100%	1
UNIVERSITY OF IOWA HOSPITALS & CLINICS			1	100%	1
Kroger 350 - The Little Clinic New Cut Road		1			1
RIVERVIEW HOSPITAL D/B/A UNIVERSITY		1			1
MAYO CLINICAL LABORATORIES		1			1
FLAGLER COUNTY BOARD OF COUNTY COMMISSIONERS			1	100%	1
OCALA RKC EAST HEMO #1			1	100%	1
FREEPORT ER DOX URGENT CARE		1			1
ROSE MEDICAL CENTER LAB			1	100%	1
NEMOURS CHILDREN'S PRIMARY CARE, ST CLOUD			1	100%	1
CVS / PHARMACY #10794			1	100%	1
MIAMI VASCULAR SURGERY			1	100%	1
Willowbrooke Court at Normandy Farms Estates		1			1
FINLAY MEDICAL RESEARCH CORP			1	100%	1
RICHMOND MEDICAL CENTER FOR WOMEN		1			1
NEMOURS CHILDRENS PRIMARY CARE CLERMONT			1	100%	1
ADVENTHEALTH IMAGING WINTERGARDEN		1			1
THE MEDICAL CENTER AT BOWLING GREEN			1	100%	1
INHEALTH LIFE SCIENCES LLC			1	100%	1
KIDSVILLE PEDIATRICS III PA			1	100%	1
2504-HOMEWOOD		1			1
Salem Hills Rehabilitation and Nursing Center		1			1
Signature Healthcare of Fort Wayne		1			1
NEW YORK UNIVERSITY MEDICAL CENTER			1	100%	1

COVID-19: testing by laboratory

Data through Mar 5, 2021 verified as of Mar 6, 2021 at 09:25 AM

Data in this report are provisional and subject to change.

The numbers in the table below represent the number of Florida and non-Florida residents for whom test results were received by the Department of Health. A person can be tested by more than one laboratory and can have both positive and negative results. **Therefore, the sum of the numbers in each column will be larger than the total number of people tested.**

Reporting lab	Inconclusive	Negative	Positive	Percent positive	Total
CENTRAL CAROLINA HOSPITAL			1	100%	1
MARYLAND DEPARTMENT OF HEALTH AND MENTAL HYGIENE			1	100%	1
WESTCOAST FAMILY PRACTICE		1			1
TITUS REGIONAL MEDICAL CENTER			1	100%	1
Kroger 518 - The Little Clinic Hermitage		1			1
HEALTHCARE AND REHAB OF SANFORD			1	100%	1
LOWER KEYS COMMUNITY HEALTH CENTER			1	100%	1
MERRILL GARDENS AT CHAMPIONSGATE			1	100%	1
ST ANTHONY'S PINELLAS CARE CLINIC			1	100%	1
NEW HORIZON PRIMARY CARE LLC			1	100%	1
PRIMEX CLINICAL LABORATORIES INC			1	100%	1
Sherwood Oaks Health Center			1	100%	1
Kroger 670 - The Little Clinic Powell		1			1
GIFFORD MEMORIAL HOSPITAL		1			1
CVS NE2741POCT LA VISTA		1			1
UNIVERSITY OF BALTIMORE WASHINGTON MEDICAL CENTER			1	100%	1
Falmouth By The Sea			1	100%	1
CAMBRIDGE HEALTH ALLIANCE			1	100%	1
Community Compassion Center of Batesville			1	100%	1
CYPRESS VILLAGE REHAB CENTER		1			1
MID FLORIDA BIOLOGICALS			1	100%	1
UNIVERSITY OF VERMONT MEDICAL CENTER			1	100%	1
PLEASANT RIDGE MANOR WEST		1			1
TEMPUS_LABS			1	100%	1
ALBANY MEDICAL CENTER			1	100%	1
RENOWN REGIONAL MEDICAL CENTER			1	100%	1
INDIAN RIDGE		1			1
DEPT OF VA MEDICAL CENTER - MIAMI			1	100%	1
BAPTIST HEALTH EXPRESS CARE			1	100%	1
WALGREENS #10308		1			1
METRO HEALTH HOSPITAL LABORATORY		1			1
SHAH			1	100%	1
BAPTIST EMERGENCY HOSPITAL - KELLY			1	100%	1
ENCOMPASS HEALTH REHABILITATION HOSPITAL OF MIAMI			1	100%	1
EAST CORE LAB			1	100%	1
Piqua Manor		1			1
ABBOTT LABORATORIES - OCCUPATIONAL HEALTH SERVICES			1	100%	1
WASHINGTONVILLE PHARMACY INC		1			1
Louis Stokes Cleveland VA - Midtown Dialysis Center		1			1
ATHENS LIMESTONE HOSPITAL		1			1
TREASURE COAST COMMUNITY HEALTH INC			1	100%	1
ARTESIAN HOME		1			1
HCA HOUSTON ER 24/7			1	100%	1
BIOMERIEUX			1	100%	1
Imperial Healthcare Centre			1	100%	1
WINTER PARK MEMORIAL HOSPITAL LABORATORY		1			1
KENT		1			1

COVID-19: testing by laboratory

Data through Mar 5, 2021 verified as of Mar 6, 2021 at 09:25 AM

Data in this report are provisional and subject to change.

The numbers in the table below represent the number of Florida and non-Florida residents for whom test results were received by the Department of Health. A person can be tested by more than one laboratory and can have both positive and negative results. **Therefore, the sum of the numbers in each column will be larger than the total number of people tested.**

Reporting lab	Inconclusive	Negative	Positive	Percent positive	Total
ELKTON TRANSITIONAL CARE CENTER		1			1
FLAGLER CARE CENTER			1	100%	1
SACRED HEART MEDICAL CENTER			1	100%	1
MARYWOOD NURSING CARE CENTER		1			1
MOUNT SINAI COMPREHENSIVE CANCER CENTER			1	100%	1
Kroger 838 - The Little Clinic Fairborn		1			1
LEXINGTON HOSPITAL CORPORATION			1	100%	1
COVE AT THE MARBELLA,THE			1	100%	1
CONWAY - SHERWOOD URGENT CARE			1	100%	1
STUDENT HEALTH CENTER			1	100%	1
Kroger 894 - The Little Clinic NEC		1			1
BNJ		1			1
GATEWAY FAMILY HEALTH CLINIC			1	100%	1
MEDEXPRESS URGENT CARE - DERBY N ROCK		1			1
Kroger 683 - The Little Clinic Foothills Plaza		1			1
NORTH RIVER FAMILY HEALTH CENTER			1	100%	1
LP ELIZABETHTON		1			1
ADAMS COUNTY HEALTH DEPARTMENT			1	100%	1
ROYAL OAK MEDICAL CENTER LLC DBA CHARACTER FAMILY			1	100%	1
DEVLIN MANOR NURSING AND REHABILITATION		1			1
MEDEXPRESS URGENT CARE - BENTON		1			1
JOSHUA E CHESIR MD		1			1
URGENT CARE OF KANSAS CITY			1	100%	1
MAIN STREET PHARMACY OF MARCELLUS, INC		1			1
PELICAN STATE OUTPATIENT CENTER			1	100%	1
EAST FL CORE LAB			1	100%	1
Holly Hill Healthcare Center			1	100%	1
MARTIN LUTHER KING RENAL INSTITUTE			1	100%	1
TMH CANCER CENTER LABORATORY			1	100%	1
SAINT PETE MRI			1	100%	1
WATERBURY HOSPITAL REFERENCE LAB			1	100%	1
MEDCARE QUALITY MEDICAL CENTER LLC			1	100%	1
Highland Ave. Eye Clinic		1			1
SOUTHERN WINDS			1	100%	1
OCCUPATIONAL HEALTH CENTER		1			1
COUNTRYSIDE PEDIATRIC CARE PA			1	100%	1
CVS OH398OPOCT KENT		1			1
LABTEST LLC LABTEST DIAGNOSTICS			1	100%	1
MIL LAKE HEALTHCARE CENTER INC PEDIATRICS			1	100%	1
Kroger 49 - The Little Clinic Wichita - 21st St.			1	100%	1
CUSTOM SCRIPTS PHARMACY		1			1
ASCENSION ST VINCENT'S - WESTSIDE			1	100%	1
BAYLOR SCOTT AND WHITE MEDICAL CENTER -CENTENTENNIAL			1	100%	1
DEACONESS URGENT CARE CENTER			1	100%	1
CVS MA915POCT BEVERLY			1	100%	1
TITUSVILLE TOWERS ASSISTED LIVING		1			1
NORTH PALM BEACH DIALYSIS CENTER			1	100%	1

COVID-19: testing by laboratory

Data through Mar 5, 2021 verified as of Mar 6, 2021 at 09:25 AM

Data in this report are provisional and subject to change.

The numbers in the table below represent the number of Florida and non-Florida residents for whom test results were received by the Department of Health. A person can be tested by more than one laboratory and can have both positive and negative results. **Therefore, the sum of the numbers in each column will be larger than the total number of people tested.**

Reporting lab	Inconclusive	Negative	Positive	Percent positive	Total
STEWARD FLORIDA ALF, INC			1	100%	1
MIDWEST COVENANT HOME, INC		1			1
PEACE HEALTH FAMILY MEDICINE AT 87TH AVE		1			1
BROOKSHIRE, THE			1	100%	1
PORTAGE MEDICAL CENTER			1	100%	1
INSTANT MEDICAL CARE CENTER			1	100%	1
NYU LANGONE AMBULATORY CARE LAKE SUCCE		1			1
CVS NE8616POCT LINCOLN		1			1
441 URGENT CARE CENTER - BROWNWOOD			1	100%	1
SOUTHWOOD NURSING & RETIREMENT CENTER		1			1
NFRC CLINICAL LAB			1	100%	1
Kroger 481 - The Little Clinic Houston Levee		1			1
SOUTHWOOD HEALTHCARE CENTER		1			1
THE LITTLE CLINIC, LLC			1	100%	1
PARRISH MEDICAL GROUP			1	100%	1
MEDEXPRESS URGENT CARE-MEADVILLE			1	100%	1
PARK LANE NURSING HOME		1			1
COASTAL ER IX, PHYSICIANS PREMIER			1	100%	1
WEST FLORIDA MEDICAL CENTER CLINIC			1	100%	1
PALMETTO CHARTER SCHOOL□		1			1
SAINT ALPHONSUS REGIONAL MEDICAL CENTER			1	100%	1
PREMIER FAMILY AND SPORTS MEDICINE LLC			1	100%	1
Heartland of Perrysburg		1			1
GARDENS AT MAPLEWOOD			1	100%	1
FLAGLER PROFESSIONAL HEALTH CARE SERVICES INC		1			1
MAHONEY PEDIATRICS PA			1	100%	1
RIVERSIDE MEDICAL CENTER		1			1
ROUTE 16 PHARMACY LLC DBA HOLLAND PHAR		1			1
BEAUMONT URGENT CARE		1			1
BOCA GENERAL AND FAMILY MEDICINE		1			1
PT&J REHAB LLC		1			1
ST. VINCENT HOSPITAL			1	100%	1
SANFORD LABORATORIES WATERTOWN			1	100%	1
Mountain View Manor			1	100%	1
JACKSBORO URGENT CARE			1	100%	1
SAWGRASS PEDIATRIC PARTNERS LLC			1	100%	1
Total	92,480	16,841,086	2,496,909	13%	19,430,475