

# COVID-19: summary of cases and monitoring

Data through Mar 4, 2021 verified as of Mar 5, 2021 at 09:25 AM

Data in this report are provisional and subject to change.

## Cases: people with positive PCR or antigen test result

### Total cases

Florida residents	1,900,598
Non-Florida residents	35,609

### Type of testing

Florida residents	1,900,598
Positive by BPHL/CDC	70,024
Positive by commercial/hospital lab	1,830,574
PCR positive	1,542,400
Antigen positive	358,198
Non-Florida residents	35,609
Positive by BPHL/CDC	881
Positive by commercial/hospital lab	34,728
PCR positive	24,579
Antigen positive	11,030

### Characteristics

Florida residents hospitalized	80,632
Florida resident deaths	31,522
Non-Florida resident deaths	571

Hospitalized counts include anyone who was hospitalized at some point during their illness. It does not reflect the number of people currently hospitalized.

More information on deaths identified through death certificate data is available on the National Center for Health Statistics website at [www.cdc.gov/nchs/nvss/vsrr/COVID19/index.htm](http://www.cdc.gov/nchs/nvss/vsrr/COVID19/index.htm).

## Cases: people with positive PCR or antigen test result

### Risk factors for Florida residents

Traveled	15,050
Contact with a known case	737,153
Traveled and contact with a known case	20,554
Neither	1,127,841
No travel and no contact	221,574
Travel is unknown	655,734
Contact is unknown	417,789
Contact is pending	424,746

Travel can be unknown and contact can be unknown or pending for the same case, these numbers will sum to more than the "neither" total.

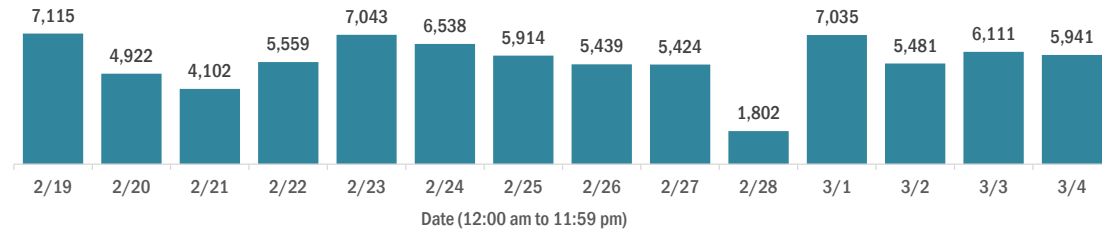
# COVID-19: summary of laboratory testing

Data through Mar 4, 2021 verified as of Mar 5, 2021 at 09:25 AM

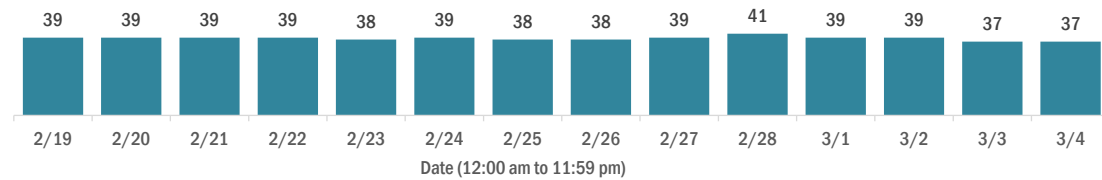
Data in this report are provisional and subject to change.

## Cases in Florida residents per day for the past 2 weeks

### Number of cases per day



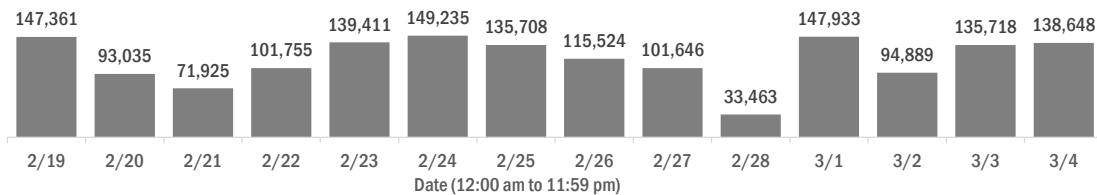
### Median age of cases by day



## Laboratory testing for Florida residents over the past 2 weeks

### Number of Florida residents tested per day

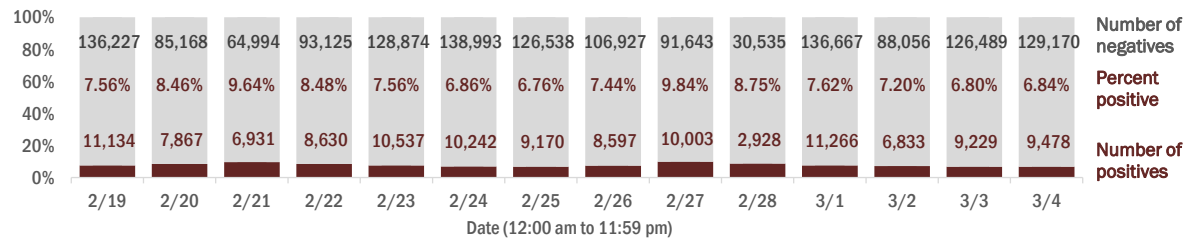
These counts include the number of people for whom the Department received PCR or antigen laboratory results by day. People tested on multiple days will be included for each day a new result was received. A person is only counted once for each day they are tested, regardless of whether multiple specimens are tested or multiple results are received.



### Number and percent of Florida residents with positive test results

The percent of positive results ranged from 6.76% to 9.84% over the past 2 weeks and was 6.84% yesterday.

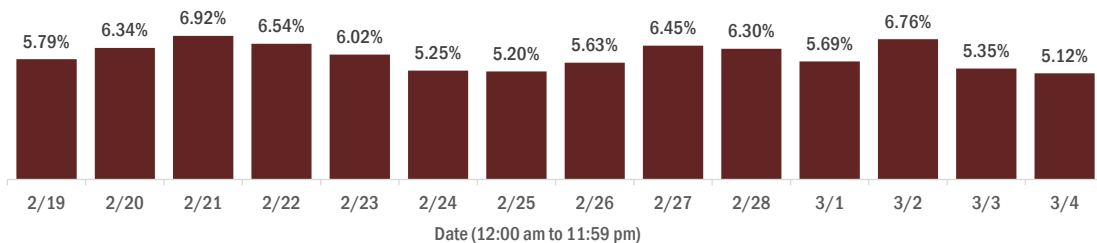
These counts include the number of people for whom the Department received PCR or antigen laboratory results by day. People tested on multiple days will be included for each day a new result was received. A person is only counted once for each day they are tested, regardless of whether multiple specimens are tested or multiple results are received. If a person has a positive specimen and a negative specimen in the same day, only the positive result is counted.



### Percent positivity for new cases in Florida residents

The percent of positive results ranged from 5.12% to 6.92% over the past 2 weeks and was 5.12% yesterday.

This percent is the number of people who test PCR- or antigen-positive for the first time divided by all the people tested that day, excluding people who have previously tested positive.



# COVID-19: characteristics of 1,900,598 Florida resident cases

Data through Mar 4, 2021 verified as of Mar 5, 2021 at 09:25 AM

Data in this report are provisional and subject to change.

Age group	Cases		Hospitalizations		Deaths	
0-4 years	37,748	2%	532	1%	1	0%
5-14 years	117,526	6%	507	1%	5	0%
15-24 years	292,214	15%	1,988	2%	40	0%
25-34 years	330,085	17%	3,919	5%	164	1%
35-44 years	294,031	15%	5,883	7%	479	2%
45-54 years	289,558	15%	9,084	11%	1,180	4%
55-64 years	250,781	13%	13,629	17%	3,347	11%
65-74 years	158,145	8%	16,846	21%	6,668	21%
75-84 years	87,770	5%	16,848	21%	9,622	31%
85+ years	41,474	2%	11,389	14%	10,016	32%
Unknown	1,266	0%	7	0%	0	0%
<b>Total</b>	<b>1,900,598</b>		<b>80,632</b>		<b>31,522</b>	

Gender	Cases	
Female	993,795	52%
Male	893,106	47%
Unknown	13,697	1%
<b>Total</b>	<b>1,900,598</b>	

Ethnicity	Cases		Hospitalizations		Deaths	
Hispanic	604,922	32%	20,492	25%	7,282	23%
Non-Hispanic	912,797	48%	56,188	70%	22,070	70%
Unknown	382,879	20%	3,952	5%	2,170	7%
<b>Total</b>	<b>1,900,598</b>		<b>80,632</b>		<b>31,522</b>	

Race and ethnicity	Cases		Hospitalizations		Deaths	
White	1,064,584	56%	52,596	65%	23,054	73%
Hispanic	403,932	21%	14,609	18%	5,822	18%
Non-Hispanic	580,936	31%	36,345	45%	16,148	51%
Unknown	79,716	4%	1,642	2%	1,084	3%
Black	251,314	13%	16,771	21%	4,996	16%
Hispanic	14,585	1%	701	1%	206	1%
Non-Hispanic	215,797	11%	15,723	19%	4,610	15%
Unknown	20,932	1%	347	0%	180	1%
Other race	284,141	15%	8,974	11%	2,509	8%
Hispanic	143,245	8%	4,705	6%	1,088	3%
Non-Hispanic	97,046	5%	3,853	5%	1,197	4%
Unknown	43,850	2%	416	1%	224	1%
Unknown race	300,559	16%	2,291	3%	963	3%
Hispanic	43,160	2%	477	1%	166	1%
Non-Hispanic	19,018	1%	267	0%	115	0%
Unknown	238,381	13%	1,547	2%	682	2%
<b>Total</b>	<b>1,900,598</b>		<b>80,632</b>		<b>31,522</b>	

**Hospitalization** counts include anyone who was hospitalized at some point during their illness. It does not reflect the number of people currently hospitalized. **Other race** includes any person with a race of American Indian/Alaskan native, Asian, native Hawaiian/Pacific Islander, or other.

# COVID-19: deaths in Florida residents and staff of long-term care facilities

Data through Mar 4, 2021 verified as of Mar 5, 2021 at 09:25 AM

Data in this report are provisional and subject to change.

For current cases in residents or staff of long-term care facilities, please visit: <https://floridahealthcovid19.gov/>

County	Deaths		County	Deaths		County	Deaths	
Palm Beach	1025	<div></div> 10%	Okaloosa	160	<div></div> 1%	Calhoun	19	<div></div> 0%
Dade	991	<div></div> 9%	Hernando	151	<div></div> 1%	Gilchrist	19	<div></div> 0%
Pinellas	867	<div></div> 8%	Osceola	137	<div></div> 1%	Flagler	16	<div></div> 0%
Broward	628	<div></div> 6%	Charlotte	131	<div></div> 1%	Gulf	16	<div></div> 0%
Hillsborough	551	<div></div> 5%	Clay	118	<div></div> 1%	Wakulla	16	<div></div> 0%
Polk	413	<div></div> 4%	Indian River	116	<div></div> 1%	Gadsden	15	<div></div> 0%
Duval	400	<div></div> 4%	Leon	94	<div></div> 1%	Bradford	14	<div></div> 0%
Brevard	386	<div></div> 4%	Bay	88	<div></div> 1%	Washington	14	<div></div> 0%
Sarasota	384	<div></div> 4%	Jackson	87	<div></div> 1%	Baker	12	<div></div> 0%
Orange	374	<div></div> 3%	St. Johns	87	<div></div> 1%	Holmes	11	<div></div> 0%
Lee	333	<div></div> 3%	Highlands	84	<div></div> 1%	Franklin	10	<div></div> 0%
Marion	295	<div></div> 3%	Santa Rosa	79	<div></div> 1%	Jefferson	10	<div></div> 0%
Volusia	282	<div></div> 3%	Alachua	70	<div></div> 1%	Lafayette	8	<div></div> 0%
Escambia	271	<div></div> 3%	Suwannee	58	<div></div> 1%	Desoto	7	<div></div> 0%
St. Lucie	234	<div></div> 2%	Columbia	48	<div></div> 0%	Levy	7	<div></div> 0%
Lake	223	<div></div> 2%	Sumter	45	<div></div> 0%	Dixie	4	<div></div> 0%
Seminole	221	<div></div> 2%	Putnam	38	<div></div> 0%	Monroe	4	<div></div> 0%
Pasco	218	<div></div> 2%	Nassau	34	<div></div> 0%	Taylor	3	<div></div> 0%
Manatee	188	<div></div> 2%	Hendry	29	<div></div> 0%	Hardee	2	<div></div> 0%
Collier	187	<div></div> 2%	Walton	28	<div></div> 0%	Hamilton	1	<div></div> 0%
Citrus	177	<div></div> 2%	Okeechobee	24	<div></div> 0%	Liberty	1	<div></div> 0%
Martin	161	<div></div> 1%	Madison	20	<div></div> 0%	Total	10,744	

**Note:** cases are summarized by the county of usual residence. Residents and staff may be cases associated with facilities that are not in their county of usual residence, resulting in cases being included below for counties that do not have facilities with known cases.

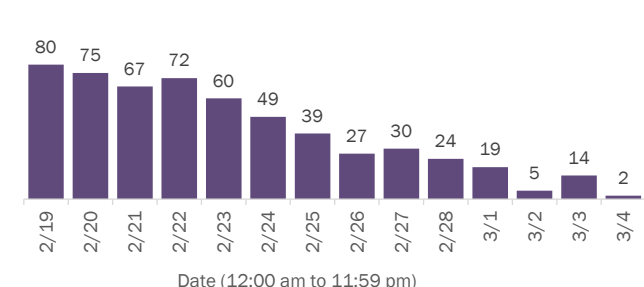
# COVID-19: cases in Florida residents who have died

Data through Mar 4, 2021 verified as of Mar 5, 2021 at 09:25 AM

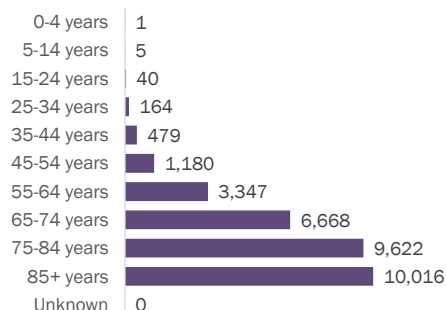
Data in this report are provisional and subject to change.

Demographics for all identified COVID-19 deaths: 31,522

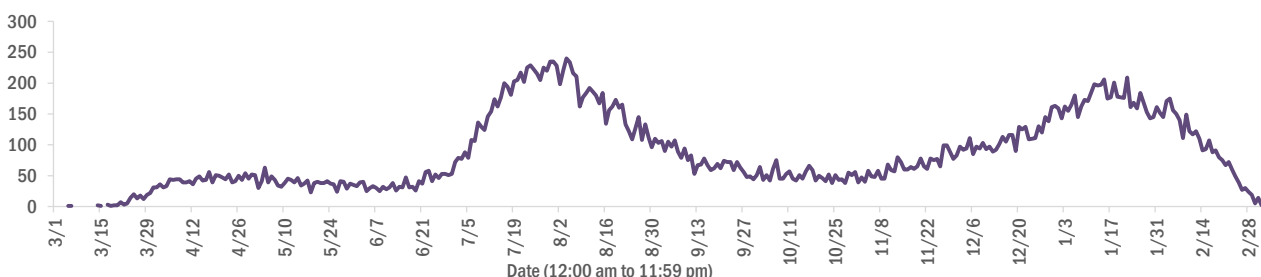
## Deaths by date of death for the past 2 weeks



## Deaths by age group



## Deaths by date of death since March 2020



Age group	Deaths	Cases	Case fatality rate	Mortality rate per 100,000 population
0-4 years	1	37,748	0.0%	0.1
5-14 years	5	117,526	0.0%	0.2
15-24 years	40	292,214	0.0%	1.6
25-34 years	164	330,085	0.0%	5.8
35-44 years	479	294,031	0.2%	18.4
45-54 years	1,180	289,558	0.4%	42.3
55-64 years	3,347	250,781	1.3%	115.7
65-74 years	6,668	158,145	4.2%	274.8
75-84 years	9,622	87,770	11.0%	685.2
85+ years	10,016	41,474	24.2%	1734.3
Unknown	0	1,266	0.0%	
<b>Total</b>	<b>31,522</b>	<b>1,900,598</b>	<b>1.7%</b>	<b>145.9</b>

Race	Deaths	Cases	Case fatality rate	Mortality rate per 100,000 population
Black	4,996	251,314	2.0%	136.6
White	23,054	1,064,584	2.2%	138.1
Other	2,509	284,141	0.9%	201.6
Unknown	963	300,559	0.3%	
<b>Total</b>	<b>31,522</b>	<b>1,900,598</b>	<b>1.7%</b>	<b>145.9</b>

Gender	Deaths	Cases	Case fatality rate	Mortality rate per 100,000 population
Male	17,637	893,106	2.0%	167.0
Female	13,885	993,795	1.4%	125.8
Unknown	0	13,697	0.0%	
<b>Total</b>	<b>31,522</b>	<b>1,900,598</b>	<b>1.7%</b>	<b>145.9</b>

Ethnicity	Deaths	Cases	Case fatality rate	Mortality rate per 100,000 population
Hispanic	7,282	604,922	1.2%	128.2
Non-Hispanic	22,070	912,797	2.4%	138.6
Unknown	2,170	382,879	0.6%	
<b>Total</b>	<b>31,522</b>	<b>1,900,598</b>	<b>1.7%</b>	<b>145.9</b>

# COVID-19: characteristics of 1,900,598 cases

Data through Mar 4, 2021 verified as of Mar 5, 2021 at 09:25 AM

Data in this report are provisional and subject to change.

Tables below include cases in Florida residents and non-Florida residents.

All 67 Florida counties have cases:

County	FL resident cases		Non-FL resident cases	Total cases	FL resident deaths	FL death rate
Dade	412,312	<div><div></div></div> 22%	5,135	417,447	5,530	1.3%
Broward	196,104	<div><div></div></div> 10%	2,283	198,387	2,438	1.2%
Palm Beach	120,627	<div><div></div></div> 6%	2,082	122,709	2,510	2.1%
Orange	114,223	<div><div></div></div> 6%	1,595	115,818	1,117	1.0%
Hillsborough	112,095	<div><div></div></div> 6%	950	113,045	1,533	1.4%
Duval	88,028	<div><div></div></div> 5%	1,463	89,491	1,193	1.4%
Pinellas	65,906	<div><div></div></div> 3%	1,648	67,554	1,472	2.2%
Lee	56,571	<div><div></div></div> 3%	1,958	58,529	886	1.6%
Polk	57,447	<div><div></div></div> 3%	405	57,852	1,164	2.0%
Osceola	36,677	<div><div></div></div> 2%	614	37,291	453	1.2%
Volusia	34,420	<div><div></div></div> 2%	573	34,993	675	2.0%
Brevard	33,942	<div><div></div></div> 2%	607	34,549	761	2.2%
Escambia	30,506	<div><div></div></div> 2%	3,513	34,019	638	2.1%
Pasco	33,587	<div><div></div></div> 2%	301	33,888	664	2.0%
Manatee	31,752	<div><div></div></div> 2%	691	32,443	609	1.9%
Collier	29,534	<div><div></div></div> 2%	1,106	30,640	464	1.6%
Leon	28,570	<div><div></div></div> 2%	854	29,424	293	1.0%
Marion	27,833	<div><div></div></div> 1%	124	27,957	844	3.0%
Seminole	27,432	<div><div></div></div> 1%	208	27,640	438	1.6%
Sarasota	26,088	<div><div></div></div> 1%	1,288	27,376	749	2.9%
Lake	24,636	<div><div></div></div> 1%	374	25,010	577	2.3%
Alachua	22,309	<div><div></div></div> 1%	246	22,555	235	1.1%
St. Lucie	22,367	<div><div></div></div> 1%	153	22,520	551	2.5%
St. Johns	19,999	<div><div></div></div> 1%	279	20,278	199	1.0%
Okaloosa	18,974	<div><div></div></div> 1%	200	19,174	331	1.7%
Bay	18,285	<div><div></div></div> 1%	713	18,998	351	1.9%
Santa Rosa	17,058	<div><div></div></div> 1%	218	17,276	267	1.6%
Clay	16,774	<div><div></div></div> 1%	44	16,818	315	1.9%
Hernando	11,432	<div><div></div></div> 1%	89	11,521	403	3.5%
Indian River	11,062	<div><div></div></div> 1%	95	11,157	267	2.4%
Charlotte	10,634	<div><div></div></div> 1%	167	10,801	373	3.5%
Martin	10,574	<div><div></div></div> 1%	192	10,766	294	2.8%
Citrus	9,770	<div><div></div></div> 1%	80	9,850	411	4.2%
Sumter	8,059	<div><div></div></div> 0%	88	8,147	243	3.0%
Nassau	7,355	<div><div></div></div> 0%	426	7,781	114	1.5%

County	FL resident cases		Non-FL resident cases	Total cases	FL resident deaths	FL death rate
Columbia	7,676	<div><div></div></div> 0%	37	7,713	161	2.1%
Highlands	7,252	<div><div></div></div> 0%	74	7,326	308	4.2%
Walton	6,372	<div><div></div></div> 0%	757	7,129	81	1.3%
Flagler	6,018	<div><div></div></div> 0%	76	6,094	92	1.5%
Monroe	5,636	<div><div></div></div> 0%	322	5,958	46	0.8%
Jackson	5,890	<div><div></div></div> 0%	64	5,954	152	2.6%
Putnam	5,861	<div><div></div></div> 0%	19	5,880	128	2.2%
Gadsden	5,460	<div><div></div></div> 0%	16	5,476	87	1.6%
Suwannee	5,110	<div><div></div></div> 0%	27	5,137	133	2.6%
Hendry	4,322	<div><div></div></div> 0%	18	4,340	73	1.7%
Desoto	3,832	<div><div></div></div> 0%	18	3,850	75	2.0%
Okeechobee	3,551	<div><div></div></div> 0%	40	3,591	82	2.3%
Unknown	370	<div><div></div></div> 0%	3,121	3,491	0	0.0%
Baker	3,297	<div><div></div></div> 0%	15	3,312	56	1.7%
Wakulla	3,174	<div><div></div></div> 0%	12	3,186	52	1.6%
Levy	2,905	<div><div></div></div> 0%	9	2,914	40	1.4%
Bradford	2,848	<div><div></div></div> 0%	14	2,862	52	1.8%
Hardee	2,799	<div><div></div></div> 0%	14	2,813	31	1.1%
Taylor	2,647	<div><div></div></div> 0%	6	2,653	42	1.6%
Washington	2,616	<div><div></div></div> 0%	20	2,636	48	1.8%
Holmes	2,162	<div><div></div></div> 0%	31	2,193	46	2.1%
Madison	1,985	<div><div></div></div> 0%	26	2,011	43	2.2%
Gulf	1,855	<div><div></div></div> 0%	23	1,878	41	2.2%
Union	1,743	<div><div></div></div> 0%	1	1,744	70	4.0%
Calhoun	1,619	<div><div></div></div> 0%	3	1,622	46	2.8%
Lafayette	1,594	<div><div></div></div> 0%	0	1,594	24	1.5%
Hamilton	1,553	<div><div></div></div> 0%	19	1,572	22	1.4%
Dixie	1,504	<div><div></div></div> 0%	3	1,507	21	1.4%
Gilchrist	1,423	<div><div></div></div> 0%	4	1,427	36	2.5%
Jefferson	1,387	<div><div></div></div> 0%	22	1,409	24	1.7%
Franklin	1,246	<div><div></div></div> 0%	33	1,279	17	1.4%
Liberty	1,045	<div><div></div></div> 0%	1	1,046	16	1.5%
Glades	904	<div><div></div></div> 0%	2	906	15	1.7%
Total	1,900,598		35,609	1,936,207	31,522	1.7%

# COVID-19: characteristics of 1,900,598 Florida resident cases

Data through Mar 4, 2021 verified as of Mar 5, 2021 at 09:25 AM

Data in this report are provisional and subject to change.

The table below includes the cities and counties of residence for cases in Florida residents based on the patient's ZIP Code. Note that city is not always received as part of the initial notification and may be missing while the case is being investigated.

City and county	Cases
Miami, Dade	238,759
Orlando, Orange	84,427
Jacksonville, Duval	82,720
Tampa, Hillsborough	65,520
Hialeah, Dade	58,378
Fort Lauderdale, Broward	42,171
Hollywood, Broward	37,635
West Palm Beach, Palm Beach	29,546
Kissimmee, Osceola	28,318
Tallahassee, Leon	27,576
Pensacola, Escambia	25,346
Homestead, Dade	24,990
Naples, Collier	24,921
Saint Petersburg, Pinellas	24,192
Fort Myers, Lee	22,192
Bradenton, Manatee	20,705
Ocala, Marion	20,536
Boca Raton, Palm Beach	20,296
Lakeland, Polk	20,019
Pompano Beach, Broward	18,985
Gainesville, Alachua	17,742
Sarasota, Sarasota	16,109
Port Saint Lucie, St. Lucie	14,744
Lake Worth, Palm Beach	14,680
Cape Coral, Lee	14,362
Clearwater, Pinellas	12,971
Miami Beach, Dade	12,878
Miramar, Broward	12,821
Boynton Beach, Palm Beach	11,660
Panama City, Bay	11,627
Doral, Dade	11,346
Coral Springs, Broward	11,215
Miami Gardens, Dade	10,915
Saint Augustine, St. Johns	10,742
Melbourne, Brevard	9,873
Winter Haven, Polk	9,684
Delray Beach, Palm Beach	9,118
Lehigh Acres, Lee	8,873
Davie, Broward	8,530
Riverview, Hillsborough	8,517
Vero Beach, Indian River	8,494
Milton, Santa Rosa	8,252
Palm Bay, Brevard	7,831
New Port Richey, Pasco	7,751
Sunrise, Broward	7,683
Fort Pierce, St. Lucie	7,465
Coral Gables, Dade	7,267
Saint Cloud, Osceola	7,254
Largo, Pinellas	7,220
Daytona Beach, Volusia	7,045
Apopka, Orange	7,023
Lake City, Columbia	6,994
Orange Park, Clay	6,852
Spring Hill, Hernando	6,837
Plantation, Broward	6,675
North Miami Beach, Dade	6,600
Clermont, Lake	6,553
Davenport, Polk	6,497

# COVID-19: characteristics of 1,900,598 Florida resident cases

Data through Mar 4, 2021 verified as of Mar 5, 2021 at 09:25 AM

Data in this report are provisional and subject to change.

The table below includes the cities and counties of residence for cases in Florida residents based on the patient's ZIP Code. Note that city is not always received as part of the initial notification and may be missing while the case is being investigated.

City and county	Cases
Brandon, Hillsborough	6,381
Jupiter, Palm Beach	6,180
Weston, Broward	6,113
Plant City, Hillsborough	6,084
Sanford, Seminole	6,077
Deltona, Volusia	5,989
Deerfield Beach, Broward	5,697
Winter Garden, Orange	5,607
Fort Walton Beach, Okaloosa	5,286
Tamarac, Broward	5,273
Port Charlotte, Charlotte	5,223
Palm Coast, Flagler	5,068
Crestview, Okaloosa	5,053
Stuart, Martin	5,014
Wesley Chapel, Pasco	4,908
Coconut Creek, Broward	4,803
Palm Beach Gardens, Palm Beach	4,778
Land O Lakes, Pasco	4,731
Margate, Broward	4,714
Winter Park, Orange	4,651
Palmetto, Manatee	4,631
Deland, Volusia	4,628
Palm Harbor, Pinellas	4,606
Wellington, Palm Beach	4,523
Oviedo, Seminole	4,492
Miami Lakes, Dade	4,346
Opa Locka, Dade	4,225
Altamonte Springs, Seminole	4,199
Middleburg, Clay	4,101
Lutz, Hillsborough	4,092
Port Orange, Volusia	4,050
Haines City, Polk	4,039
Brooksville, Hernando	3,987
Live Oak, Suwannee	3,974
Valrico, Hillsborough	3,929
Venice, Sarasota	3,923
North Port, Sarasota	3,922
Sebring, Highlands	3,887
Ocoee, Orange	3,871
The Villages, Sumter	3,868
Punta Gorda, Charlotte	3,863
Leesburg, Lake	3,859
Hallandale, Broward	3,852
Pembroke Pines, Broward	3,734
Saint Johns, St. Johns	3,730
Arcadia, Desoto	3,727
Bonita Springs, Lee	3,605
Seminole, Pinellas	3,603
Ormond Beach, Volusia	3,582
Navarre, Santa Rosa	3,551
Zephyrhills, Pasco	3,547
Okeechobee, Okeechobee	3,540
Windermere, Orange	3,330
Pinellas Park, Pinellas	3,327
Immokalee, Collier	3,300
Longwood, Seminole	3,273
North Lauderdale, Broward	3,255
Gulf Breeze, Santa Rosa	3,215
North Miami, Dade	3,207



# COVID-19: characteristics of 1,900,598 Florida resident cases

Data through Mar 4, 2021 verified as of Mar 5, 2021 at 09:25 AM

Data in this report are provisional and subject to change.

The table below includes the cities and counties of residence for cases in Florida residents based on the patient's ZIP Code. Note that city is not always received as part of the initial notification and may be missing while the case is being investigated.

City and county	Cases
Ruskin, Hillsborough	3,194
Cocoa, Brevard	3,159
Niceville, Okaloosa	3,147
Cantonment, Escambia	3,068
Panama City Beach, Bay	2,976
Quincy, Gadsden	2,914
Jacksonville Beach, Duval	2,911
Lake Worth Beach, Palm Beach	2,897
Key West, Monroe	2,874
Crawfordville, Wakulla	2,849
Casselberry, Seminole	2,805
Hudson, Pasco	2,767
Cutler Ridge, Dade	2,754
Dade City, Pasco	2,748
Port Richey, Pasco	2,743
Bartow, Polk	2,719
Palatka, Putnam	2,716
Fernandina Beach, Nassau	2,672
Titusville, Brevard	2,669
North Fort Myers, Lee	2,653
Oakland Park, Broward	2,638
Green Cove Springs, Clay	2,615
Lake Mary, Seminole	2,564
Winter Springs, Seminole	2,547
Kissimmee, Polk	2,540
Auburndale, Polk	2,517
Ponte Vedra Beach, St. Johns	2,505
Aventura, Dade	2,488
Perry, Taylor	2,487
Lake Wales, Polk	2,465
Merritt Island, Brevard	2,451
Lynn Haven, Bay	2,426
New Smyrna Beach, Volusia	2,390
Tarpon Springs, Pinellas	2,386
Marianna, Jackson	2,357
Inverness, Citrus	2,332
Belle Glade, Palm Beach	2,296
Clewiston, Hendry	2,276
Fleming Island, Clay	2,228
Eustis, Lake	2,215
Parkland, Broward	2,211
Santa Rosa Beach, Walton	2,208
Royal Palm Beach, Palm Beach	2,169
Cooper City, Broward	2,165
Wimauma, Hillsborough	2,160
Dunedin, Pinellas	2,153
Estero, Lee	2,128
Loxahatchee, Palm Beach	2,115
Holiday, Pasco	2,059
Defuniak Springs, Walton	2,040
Chipley, Washington	2,035
Sarasota, Manatee	1,960
Rockledge, Brevard	1,955
Key Biscayne, Dade	1,952
Destin, Okaloosa	1,937
Parrish, Manatee	1,922
Starke, Bradford	1,920
Labelle, Hendry	1,915
Palm City, Martin	1,889

# COVID-19: characteristics of 1,900,598 Florida resident cases

Data through Mar 4, 2021 verified as of Mar 5, 2021 at 09:25 AM

Data in this report are provisional and subject to change.

The table below includes the cities and counties of residence for cases in Florida residents based on the patient's ZIP Code. Note that city is not always received as part of the initial notification and may be missing while the case is being investigated.

City and county	Cases
Mount Dora, Lake	1,888
Avon Park, Highlands	1,871
Odessa, Hillsborough	1,868
Mulberry, Polk	1,860
Riviera Beach, Palm Beach	1,832
Tavares, Lake	1,819
Seffner, Hillsborough	1,767
Summerfield, Marion	1,746
Yulee, Nassau	1,744
Groveland, Lake	1,683
Pinecrest, Dade	1,650
Missing, Dade	1,636
Wauchula, Hardee	1,631
Lithia, Hillsborough	1,614
Macclenny, Baker	1,614
Maitland, Orange	1,600
Sebastian, Indian River	1,567
Mayo, Lafayette	1,565
Orange City, Volusia	1,565
Callahan, Nassau	1,555
Bonifay, Holmes	1,548
Coconut Grove, Dade	1,543
Ponte Vedra, St. Johns	1,521
Carol City, Dade	1,518
Palmetto Bay, Dade	1,505
Homosassa, Citrus	1,499
Lady Lake, Lake	1,493
Crossings, Dade	1,477
Crystal River, Citrus	1,468
Dania, Broward	1,412
Pace, Santa Rosa	1,372
Lake Placid, Highlands	1,366
Lake Butler, Union	1,350
Gibsononton, Hillsborough	1,336
Florida City, Dade	1,320
Oldsmar, Pinellas	1,320
Madison, Madison	1,317
Sun City Center, Hillsborough	1,316
Atlantic Beach, Duval	1,307
Dover, Hillsborough	1,306
Hobe Sound, Martin	1,285
Monticello, Jefferson	1,270
Biscayne Park, Dade	1,270
Dunnellon, Marion	1,265
Palm Springs, Palm Beach	1,252
Apollo Beach, Hillsborough	1,252
Edgewater, Volusia	1,247
Alachua, Alachua	1,241
Indiantown, Martin	1,225
Debary, Volusia	1,216
Graceville, Jackson	1,215
Bellevue, Marion	1,208
North Palm Beach, Palm Beach	1,165
Century, Escambia	1,164
Lantana, Palm Beach	1,153
Newberry, Alachua	1,117
South Miami, Dade	1,116
Lecanto, Citrus	1,091
Havana, Gadsden	1,072

# COVID-19: characteristics of 1,900,598 Florida resident cases

Data through Mar 4, 2021 verified as of Mar 5, 2021 at 09:25 AM

Data in this report are provisional and subject to change.

The table below includes the cities and counties of residence for cases in Florida residents based on the patient's ZIP Code. Note that city is not always received as part of the initial notification and may be missing while the case is being investigated.

City and county	Cases
El Portal, Dade	1,061
Ellenton, Manatee	1,055
Williston, Levy	1,054
Safety Harbor, Pinellas	1,052
Hilliard, Nassau	1,051
Jensen Beach, Martin	1,044
Beverly Hills, Citrus	1,033
Blountstown, Calhoun	1,029
Freeport, Walton	1,018
Jasper, Hamilton	1,018
Satellite Beach, Brevard	996
Lauderhill, Broward	981
Trenton, Gilchrist	972
Wewahitchka, Gulf	955
Wildwood, Sumter	955
Sanderson, Baker	939
Wilton Manors, Broward	936
Keystone Heights, Clay	924
Nokomis, Sarasota	920
Hernando, Citrus	913
Mary Esther, Okaloosa	906
Englewood, Charlotte	905
Everglades National Park, Dade	901
Fellsmere, Indian River	897
Frostproof, Polk	894
Key Largo, Monroe	887
Fisher Island, Dade	873
Polk City, Polk	870
Port Saint Joe, Gulf	870
Bushnell, Sumter	862
Dunnellon, Citrus	861
Shalimar, Okaloosa	858
Moore Haven, Glades	846
Medley, Dade	843
Lauderdale Lakes, Broward	838
Coleman, Sumter	830
Bristol, Liberty	811
Pahokee, Palm Beach	802
Cross City, Dixie	799
South Bay, Palm Beach	790
Marco Island, Collier	768
Cocoa Beach, Brevard	757
Fort Meade, Polk	756
Chiefland, Levy	741
High Springs, Alachua	740
Glen Saint Mary, Baker	739
Chattahoochee, Gadsden	727
Sorrento, Lake	721
Englewood, Sarasota	716
Minneola, Lake	715
Spring Hill, Pasco	712
Trinity, Pasco	712
Indialantic, Brevard	712
Olympia Heights, Dade	704
Uleta, Dade	702
Thonotosassa, Hillsborough	700
Crescent City, Putnam	693
Miramar Beach, Walton	690
Interlachen, Putnam	685

# COVID-19: characteristics of 1,900,598 Florida resident cases

Data through Mar 4, 2021 verified as of Mar 5, 2021 at 09:25 AM

Data in this report are provisional and subject to change.

The table below includes the cities and counties of residence for cases in Florida residents based on the patient's ZIP Code. Note that city is not always received as part of the initial notification and may be missing while the case is being investigated.

City and county	Cases
Fruitland Park, Lake	681
Coral, Dade	678
Marathon, Monroe	671
Southwest Ranches, Broward	662
Lawtey, Bradford	657
Fort Myers Beach, Lee	653
Bowling Green, Hardee	652
Umatilla, Lake	648
Old Town, Dixie	646
Jacksonville, St. Johns	641
Lake Alfred, Polk	633
Fort White, Columbia	624
Neptune Beach, Duval	616
West Melbourne, Brevard	609
Silver Springs, Marion	587
Baker, Okaloosa	577
Bronson, Levy	556
Belle Isle, Orange	552
Sneads, Jackson	548
Clearwater Beach, Pinellas	548
South Daytona, Volusia	546
Weeki Wachee, Hernando	544
Palm Beach, Palm Beach	543
Jay, Santa Rosa	536
Gulfport, Pinellas	530
Carrabelle, Franklin	521
Bunnell, Flagler	513
Surfside, Dade	506
Mascotte, Lake	496
Hawthorne, Alachua	488
Sweetwater, Dade	487
Molino, Escambia	482
Cottdale, Jackson	476
Citra, Marion	471
Rotunda West, Charlotte	471
Oakland, Orange	464
Oxford, Sumter	462
Zolfo Springs, Hardee	460
Midway, Gadsden	459
Florida State University, Leon	455
Youngstown, Bay	451
East Palatka, Putnam	446
Myakka City, Manatee	445
Cape Canaveral, Brevard	443
Melbourne Beach, Brevard	441
Ocklawaha, Marion	439
Mims, Brevard	438
Tavernier, Monroe	428
Altha, Calhoun	423
Branford, Suwannee	419
Indian Harbour Beach, Brevard	416
Dundee, Polk	415
Bell, Gilchrist	414
Alva, Lee	412
Flagler Beach, Flagler	408
Celebration, Osceola	407
Apalachicola, Franklin	406
Bal Harbour, Dade	394
Centerville, Leon	394

# COVID-19: characteristics of 1,900,598 Florida resident cases

Data through Mar 4, 2021 verified as of Mar 5, 2021 at 09:25 AM

Data in this report are provisional and subject to change.

The table below includes the cities and counties of residence for cases in Florida residents based on the patient's ZIP Code. Note that city is not always received as part of the initial notification and may be missing while the case is being investigated.

City and county	Cases
Haverhill, Palm Beach	377
Archer, Alachua	376
De Leon Springs, Volusia	366
Eagle Lake, Polk	363
Hastings, St. Johns	363
Webster, Sumter	362
Raiford, Union	360
Osprey, Sarasota	353
Grand Ridge, Jackson	351
West Miami, Dade	346
Floral City, Citrus	345
Tequesta, Palm Beach	339
Lake Park, Palm Beach	332
Greenville, Madison	332
Holly Hill, Volusia	326
Grand Island, Lake	323
Ave Maria, Collier	319
Vernon, Washington	318
Pierson, Volusia	317
Chuluota, Seminole	314
Malone, Jackson	312
Jennings, Hamilton	312
Montverde, Lake	309
Satsuma, Putnam	304
Eastpoint, Franklin	301
Gotha, Orange	298
Indian Rocks Beach, Pinellas	295
Laurel Hill, Okaloosa	294
Melrose, Putnam	292
Westville, Holmes	292
Sebastian, Brevard	291
Bryceville, Nassau	287
Kenneth City, Pinellas	286
Elkton, St. Johns	285
Alafaya, Orange	284
Reddick, Marion	283
Lehigh, Lee	283
Valparaiso, Okaloosa	282
Fort McCoy, Marion	280
Malabar, Brevard	275
Greenwood, Jackson	269
O'Brien, Suwannee	267
Ponce De Leon, Holmes	266
Winter Park, Seminole	265
Lake Panasoffkee, Sumter	264
Missing, Volusia	264
Anthony, Marion	264
San Antonio, Pasco	262
Missing, Orange	259
Belleair, Pinellas	255
Geneva, Seminole	248
Greenacres, Palm Beach	248
Morrison, Levy	246
Inlet Beach, Walton	239
South Pasadena, Pinellas	235
Edgewood, Orange	231
Sanibel, Lee	231
Lee, Madison	231
Southport, Bay	228

# COVID-19: characteristics of 1,900,598 Florida resident cases

Data through Mar 4, 2021 verified as of Mar 5, 2021 at 09:25 AM

Data in this report are provisional and subject to change.

The table below includes the cities and counties of residence for cases in Florida residents based on the patient's ZIP Code. Note that city is not always received as part of the initial notification and may be missing while the case is being investigated.

City and county	Cases
Fountain, Bay	228
Eglin Air Force Base, Okaloosa	226
Fern Park, Seminole	225
White Springs, Hamilton	222
Kindred, Osceola	220
Weirsdale, Marion	219
Hosford, Liberty	219
Hallandale Beach, Broward	219
Gretna, Gadsden	219
Longboat Key, Manatee	214
Wellborn, Suwannee	212
University Of Central Fl, Orange	211
Mcdavid, Escambia	202
Holt, Okaloosa	202
Bay Harbor Islands, Dade	197
Saint James City, Lee	196
Astatula, Lake	196
Lakewood Ranch, Manatee	192
Islamorada, Monroe	189
Juno Beach, Palm Beach	189
Holmes Beach, Manatee	188
Mcalpin, Suwannee	188
Howey-In-The-Hills, Lake	187
Poinciana, Polk	184
Micanopy, Alachua	184
Sopchoppy, Wakulla	183
Azalea Park, Orange	182
The Villages, Marion	181
Alford, Jackson	180
Altoona, Lake	180
Zellwood, Orange	178
Babson Park, Polk	177
Madeira Beach, Pinellas	177
Atlantis, Palm Beach	175
The Villages, Lake	170
Lauderdale By The Sea, Broward	167
Lake Helen, Volusia	164
Mangonia Park, Palm Beach	163
Center Hill, Sumter	160
Caryville, Washington	160
University Of Miami, Dade	157
Summerland Key, Monroe	156
Odessa, Pasco	153
Pomona Park, Putnam	152
Viera, Brevard	152
Golden Beach, Dade	151
Bokeelia, Lee	149
Rocky Point, Hillsborough	147
Lockhart, Orange	146
Osteen, Volusia	146
University Of Fl, Alachua	145
Bay Lake, Orange	144
Oak Hill, Volusia	143
Cutler Bay, Dade	142
Grant-Valkaria, Brevard	140
Hiawassee, Orange	139
Hypoluxo, Palm Beach	138
Clair-Mel City, Hillsborough	138
Ponce Inlet, Volusia	138

# COVID-19: characteristics of 1,900,598 Florida resident cases

Data through Mar 4, 2021 verified as of Mar 5, 2021 at 09:25 AM

Data in this report are provisional and subject to change.

The table below includes the cities and counties of residence for cases in Florida residents based on the patient's ZIP Code. Note that city is not always received as part of the initial notification and may be missing while the case is being investigated.

City and county	Cases
Citrus Springs, Citrus	136
Hollister, Putnam	134
Sumterville, Sumter	132
Lutz, Pasco	132
Carrollwood, Hillsborough	130
Lady Lake, Sumter	128
Baldwin, Duval	128
Hampton, Bradford	125
San Mateo, Putnam	123
Apopka, Seminole	122
Paisley, Lake	122
Inglis, Levy	120
Clarksville, Calhoun	119
Steinhatchee, Taylor	119
Lake Hamilton, Polk	118
Matlacha, Lee	118
Christmas, Orange	118
Cloud Lake, Palm Beach	117
Big Pine Key, Monroe	117
Kendall, Dade	116
Missing, Lee	113
Placida, Charlotte	112
University Of Central Florida, Orange	111
Belleair Beach, Pinellas	108
Buena Ventura Lakes, Osceola	106
Callaway, Bay	106
Panacea, Wakulla	104
Tierra Verde, Pinellas	102
Brooker, Bradford	101
Dinsmore, Duval	101
Temple Terrace, Hillsborough	101
West Park, Broward	101
Astor, Lake	100
Lamont, Jefferson	100
Hurlburt Field, Okaloosa	100
Seville, Volusia	99
South Fort Myers, Lee	98
Canal Point, Palm Beach	96
Lighthouse Point, Broward	95
Bascom, Jackson	94
Harmony, Osceola	94
Saint Leo, Pasco	93
Barry University, Dade	93
Florahome, Putnam	93
Missing, St. Johns	91
Florida Gulf Coast Univ, Lee	91
Cedar Key, Levy	91
Waldo, Alachua	91
Fruit Cove, St. Johns	89
Tyndall Air Force Base, Bay	88
Barefoot Bay, Brevard	88
University Of South Florida, Hillsborough	88
Bradenton Beach, Manatee	88
Dania Beach, Broward	87
Maitland, Seminole	87
Pinetta, Madison	86
Crystal Beach, Pinellas	83
Lorida, Highlands	82
Missing, Marion	82

# COVID-19: characteristics of 1,900,598 Florida resident cases

Data through Mar 4, 2021 verified as of Mar 5, 2021 at 09:25 AM

Data in this report are provisional and subject to change.

The table below includes the cities and counties of residence for cases in Florida residents based on the patient's ZIP Code. Note that city is not always received as part of the initial notification and may be missing while the case is being investigated.

City and county	Cases
City Of Sunrise, Broward	80
Kathleen, Polk	80
F M, Lee	79
Sunny Isles Beach, Dade	77
Missing, St. Lucie	76
Welaka, Putnam	75
Ocean Ridge, Palm Beach	75
Palma Ceia, Hillsborough	74
Eatonville, Orange	73
Fort Denaud, Hendry	73
Avon Park, Polk	73
Patrick Air Force Base, Brevard	72
Missing, Pinellas	71
Campbellton, Jackson	70
Saint Pete Beach, Pinellas	69
Air Mail Facility, Dade	69
Ochopee, Collier	69
Yalaha, Lake	68
Princeton, Dade	66
Boca Grande, Lee	65
Greensboro, Gadsden	65
North Venice, Sarasota	64
Stock Island, Monroe	63
Anna Maria, Manatee	62
Reunion, Osceola	60
Cudjoe Key, Monroe	59
Bonita Beach, Lee	59
Mexico Beach, Bay	58
Destin, Walton	58
Georgetown, Putnam	58
North Redington Beach, Pinellas	57
Orlando, Seminole	57
Bellview, Escambia	56
Felda, Hendry	55
Miami, Unknown	54
Lake Suzy, Desoto	54
Missing, Pasco	53
Ona, Hardee	53
Micco, Brevard	53
Missing, Santa Rosa	53
Missing, Duval	52
Treasure Island, Pinellas	52
Missing, Lake	52
Walnut Hill, Escambia	51
Orlando, Dade	51
Northdale, Hillsborough	51
Heathrow, Seminole	51
Singer Island, Palm Beach	51
Miami Springs, Dade	50
Okahumpka, Lake	50
Palm Beach Shores, Palm Beach	49
Salt Springs, Marion	49
Aloma, Orange	49
Miromar Lakes, Lee	47
Cinco Bayou, Okaloosa	47
University Of Tampa, Hillsborough	46
Town N Country, Hillsborough	46
Duette, Manatee	46
Enterprise, Volusia	45



# COVID-19: characteristics of 1,900,598 Florida resident cases

Data through Mar 4, 2021 verified as of Mar 5, 2021 at 09:25 AM

Data in this report are provisional and subject to change.

The table below includes the cities and counties of residence for cases in Florida residents based on the patient's ZIP Code. Note that city is not always received as part of the initial notification and may be missing while the case is being investigated.

City and county	Cases
Highland City, Polk	45
Waverly, Polk	44
Intercession City, Osceola	44
Sewalls Point, Martin	44
Florence Villa, Polk	44
Missing, Palm Beach	43
Eaton Park, Polk	43
Terra Ceia, Manatee	43
Orlando, Osceola	43
Gulf Breeze, Escambia	43
Manalapan, Palm Beach	42
Village Of Wellington, Palm Beach	41
Kenansville, Osceola	41
Key Colony Beach, Monroe	40
Saint Johns, Duval	40
Green Acres, Palm Beach	40
Ebro, Washington	40
Lacoochee, Pasco	39
Orlando, Broward	39
Bayonet Point, Pasco	38
Florida International Univ, Dade	38
Florida A And M University, Leon	37
Ponte Vedra, Duval	37
Orlando, Volusia	37
Village Wellington, Palm Beach	37
Naranja, Dade	37
Orlando, Polk	35
Hialeah Gardens, Dade	35
Highland Beach, Palm Beach	34
Flemington, Marion	34
Pasadena, Pinellas	34
Cortez, Manatee	33
Palm Shores, Brevard	33
Missing, Broward	33
Tice, Lee	33
Homeland, Polk	32
Bay Pines, Pinellas	32
Bagdad, Santa Rosa	32
Dowling Park, Suwannee	32
Missing, Sumter	32
Lakeshore, Polk	31
Lulu, Columbia	31
Venus, Highlands	31
Miami Shores, Dade	31
Davenport, Osceola	30
Penney Farms, Clay	30
Eloise, Polk	30
Bonaventure, Broward	30
Nocatee, Desoto	29
Stetson University, Volusia	29
Orlando, Hillsborough	29
Mcintosh, Marion	29
Miami, Broward	29
Missing, Seminole	29
Missing, Hillsborough	29
Bonita Springs, Collier	29
Lealman, Pinellas	29
North Bay Village, Dade	29
Siesta Key, Sarasota	29

# COVID-19: characteristics of 1,900,598 Florida resident cases

Data through Mar 4, 2021 verified as of Mar 5, 2021 at 09:25 AM

Data in this report are provisional and subject to change.

The table below includes the cities and counties of residence for cases in Florida residents based on the patient's ZIP Code. Note that city is not always received as part of the initial notification and may be missing while the case is being investigated.

City and county	Cases
Hallandale Beach, Broward	29
Jupiter, Martin	28
Horseshoe Beach, Dixie	28
Bayshore Gardens, Manatee	28
Pensacola Beach, Santa Rosa	28
South Palm Beach, Palm Beach	28
Univ Of FI Student Dorms, Alachua	28
Poinciana, Osceola	27
Saint Marks, Wakulla	27
Florida State, Leon	27
Caryville, Holmes	27
Chokoloskee, Collier	26
City Of Westlake, Palm Beach	26
Alturas, Polk	26
Palmdale, Glades	26
Pine Hills, Orange	26
Little Torch Key, Monroe	26
Kinard, Calhoun	26
Homosassa Springs, Citrus	26
Indian Lake Estates, Polk	25
Missing, Monroe	25
Wekiva Springs, Seminole	25
Tangerine, Orange	25
South Miami Heights, Dade	25
Labelle, Glades	24
Hawthorne, Putnam	24
Fort Lauderdale, Dade	24
Santa Fe, Alachua	24
Missing, Escambia	24
Earleton, Alachua	24
Goulds, Dade	23
Westchase, Hillsborough	23
New Smyrna, Volusia	23
Archer, Levy	23
Pembroke Park, Broward	23
Bradley, Polk	23
Long Key, Monroe	23
Citrus Ridge, Indian River	22
Sparr, Marion	22
Sydney, Hillsborough	22
Florida Dept Of Corrections, Union	22
Paxton, Walton	22
Wausau, Washington	22
Yankeetown, Levy	22
Kissimmee, Orange	22
La Crosse, Alachua	22
Ridge Manor, Pasco	22
Balm, Hillsborough	22
Sugarloaf Key, Monroe	22
Tioga, Alachua	22
Orange Lake, Marion	22
Wabasso, Indian River	21
Perdido Key, Escambia	21
Plymouth, Orange	21
Bonifay, Washington	21
Bostwick, Putnam	21
Loughman, Polk	21
Everglades City, Collier	21
Westlake, Palm Beach	20

# COVID-19: characteristics of 1,900,598 Florida resident cases

Data through Mar 4, 2021 verified as of Mar 5, 2021 at 09:25 AM

Data in this report are provisional and subject to change.

The table below includes the cities and counties of residence for cases in Florida residents based on the patient's ZIP Code. Note that city is not always received as part of the initial notification and may be missing while the case is being investigated.

City and county	Cases
Indian River Shores, Indian River	20
Missing, Manatee	20
Florida International University, Dade	20
Pine Castle, Orange	20
Branford, Lafayette	20
Missing, Citrus	20
Sun City, Hillsborough	19
Babcock Ranch, Lee	19
Mexico Beach, Gulf	19
Wildlight, Nassau	19
Crystal Springs, Pasco	19
Redington Shores, Pinellas	19
Missing, Okaloosa	19
Laud-By-The-Sea, Broward	19
Lowell, Marion	19
Mango, Hillsborough	19
Parker, Bay	19
Missing, Indian River	19
Hollywood, Dade	18
Candler, Marion	18
Jensen Beach, St. Lucie	18
Orlando, Palm Beach	18
Fort Ogden, Desoto	18
Goodland, Collier	18
Nichols, Polk	17
Nalcrest, Polk	17
Maxville, Duval	17
Champions Gate, Polk	17
Graceville, Holmes	17
Jacksonville, Unknown	16
West Panama City Beach, Bay	16
Missing, Collier	16
Trenton, Levy	16
Forest City, Orange	16
Missing, Brevard	16
Orlando, Pinellas	16
High Springs, Gilchrist	16
Gulf Hammock, Levy	16
Shady Hills, Pasco	16
Suwannee, Dixie	16
Union Park, Orange	16
Gulf Stream, Palm Beach	16
Webster, Hernando	15
Tallevast, Manatee	15
Hernando Beach, Hernando	15
Hutchinson Island, St. Lucie	15
White Springs, Columbia	15
Otter Creek, Levy	15
Woodville, Leon	15
Lake City, Suwannee	15
Wewahitchka, Calhoun	15
Golden Oak, Orange	15
Lake Buena Vista, Orange	15
Ramrod Key, Monroe	14
Saint Lucie West, St. Lucie	14
Brooksville, Pasco	14
Winter Garden, Lake	14
Murdock, Charlotte	14
Copeland, Collier	14

# COVID-19: characteristics of 1,900,598 Florida resident cases

Data through Mar 4, 2021 verified as of Mar 5, 2021 at 09:25 AM

Data in this report are provisional and subject to change.

The table below includes the cities and counties of residence for cases in Florida residents based on the patient's ZIP Code. Note that city is not always received as part of the initial notification and may be missing while the case is being investigated.

City and county	Cases
Lakewood Ranch, Sarasota	14
Village Of Palmetto Bay, Dade	14
Mount Dora, Orange	14
Missing, Bay	14
Laurel Hill, Walton	14
Wahneta, Polk	13
Graham, Bradford	13
Missing, Martin	13
Braden River, Manatee	13
Kingsley Lake, Bradford	13
Gonzalez, Escambia	13
Orlando, Brevard	13
Saint George Island, Franklin	13
Trilby, Pasco	13
Daytona Beach Shores, Volusia	13
Hialeah, Unknown	13
Belleair Bluffs, Pinellas	13
Lake Monroe, Seminole	13
Orlando, Lake	13
Johns Pass Village, Pinellas	13
Buckingham, Lee	13
Watersound, Walton	13
Orlando, Unknown	12
Choctaw Beach, Okaloosa	12
Fort Charlotte, Charlotte	12
Unknown, Dade	12
Long Boat Key, Manatee	12
Steinhatchee, Dixie	12
Pensacola Beach, Escambia	12
Rosemary Beach, Walton	12
Holder, Citrus	12
Mount Plymouth, Lake	12
Missing, Putnam	12
Roseland, Indian River	12
Durant, Hillsborough	12
Citrus Hills, Citrus	11
Orlando, Leon	11
Missing, Unknown	11
Greenville, Taylor	11
Florida State Univ Admin, Leon	11
Indian Creek Village, Dade	11
Naples, Lee	11
Deer Island, Lake	11
East Lake, Marion	11
Alys Beach, Bay	11
Deerfield Beach, Palm Beach	11
Eau Gallie, Brevard	11
Captiva, Lee	10
Lake Como, Putnam	10
Missing, Polk	10
University Park, Manatee	10
Grandin, Putnam	10
Gibsonia, Polk	10
Redington Beach, Pinellas	10
Telogia, Liberty	10
Missing, Nassau	10
Los Angeles, Dade	10
Ozona, Pinellas	10
Hillsboro Beach, Broward	10

# COVID-19: characteristics of 1,900,598 Florida resident cases

Data through Mar 4, 2021 verified as of Mar 5, 2021 at 09:25 AM

Data in this report are provisional and subject to change.

The table below includes the cities and counties of residence for cases in Florida residents based on the patient's ZIP Code. Note that city is not always received as part of the initial notification and may be missing while the case is being investigated.

City and county	Cases
Passport, Unknown	10
Seacrest, Walton	10
Orlando, Duval	10
Dade City, Hernando	10
Leisure City, Dade	10
Grant Valkaria, Brevard	9
Briny Breezes, Palm Beach	9
Nobleton, Hernando	9
Perrine, Dade	9
Saint Augustine, Duval	9
West Delray Beach, Palm Beach	9
Elfers, Pasco	9
Fanning Springs, Gilchrist	9
Day, Lafayette	9
Lloyd, Jefferson	9
Lamont, Madison	9
Forest City, Seminole	9
Haines Creek, Lake	9
Cypress, Jackson	9
Boca Raton, Broward	9
Babcock Ranch, Charlotte	9
Rubonia, Manatee	9
Umatilla, Marion	9
Palma Sola, Manatee	9
Sea Ranch Lakes, Broward	9
Missing, Taylor	9
Innovation, Pasco	9
Cottondale, Washington	9
Beverly Beach, Flagler	9
White City, Gulf	8
Worthington Springs, Union	8
Pine Ridge, Citrus	8
Seybold, Dade	8
Palm City, St. Lucie	8
Putnam Hall, Putnam	8
Fairfield, Marion	8
Cross Creek, Alachua	8
Fort Walton Beach, Unknown	8
Ferndale, Lake	8
Barberville, Volusia	8
Jerome, Collier	8
Ponce De Leon, Walton	8
Missing, Clay	8
Goldenrod, Seminole	8
Evinston, Alachua	8
Virginia Gardens, Dade	8
Salem, Taylor	8
Orange Springs, Marion	7
Fernandina, Nassau	7
Port Saint John, Brevard	7
Orange Park, Duval	7
Basinger, Okeechobee	7
Missing, Flagler	7
University Of Central Fl, Hillsborough	7
Orlando, Pasco	7
Longboat Key, Sarasota	7
Keystone Heights, Bradford	7
Fort Lauderdale, Unknown	7
Miami Gardens, Broward	7

# COVID-19: characteristics of 1,900,598 Florida resident cases

Data through Mar 4, 2021 verified as of Mar 5, 2021 at 09:25 AM

Data in this report are provisional and subject to change.

The table below includes the cities and counties of residence for cases in Florida residents based on the patient's ZIP Code. Note that city is not always received as part of the initial notification and may be missing while the case is being investigated.

City and county	Cases
Indian Shores, Pinellas	7
River Ranch, Polk	7
Niceville, Walton	7
Orlando, Alachua	7
Saint Augustine Beach, St. Johns	7
Switzerland, St. Johns	7
Maitland, Volusia	7
Aripeka, Pasco	7
Holt, Santa Rosa	7
Orlando, Flagler	6
Orlando, Marion	6
Sunny Hills, Washington	6
Valkaria, Brevard	6
Okeechobee, Glades	6
Quail Heights, Dade	6
Punta Gorda, Lee	6
Missing, Walton	6
Labelle, Lee	6
Winter Park, Polk	6
Winderemere, Orange	6
Maitland, Hillsborough	6
Grove City, Charlotte	6
Coco River, Collier	6
Eglin, Okaloosa	6
Glenwood, Volusia	6
Orchid, Indian River	6
Miccosukee, Leon	6
Pensacola, Unknown	6
Ybor City, Hillsborough	6
Morrison, Marion	6
Duck Key, Monroe	6
Newberry, Gilchrist	6
Mayport Naval Station, Duval	6
Lake Butler, Bradford	6
East Rockland Key, Monroe	6
Bradenton, Sarasota	6
Maitland, Osceola	6
Inglis, Citrus	6
Hollywood, Unknown	5
N/A, Unknown	5
Ocoee, Lake	5
Okeechobee, Martin	5
Orlando, Manatee	5
Wakulla Springs, Wakulla	5
Fort Lauderdale, Lee	5
Anastasia Island, St. Johns	5
Missing, Alachua	5
Miami Beach, Unknown	5
Point Washington, Walton	5
University Of Central Fl, Martin	5
Williston, Marion	5
Psl, Unknown	5
San Carlos Park, Lee	5
Pompano Beach, Unknown	5
Bayou George, Bay	5
Boynton Beach, Broward	5
Miramar, Dade	5
Miami Gardens, Unknown	5
Kissimmee, Unknown	5

# COVID-19: characteristics of 1,900,598 Florida resident cases

Data through Mar 4, 2021 verified as of Mar 5, 2021 at 09:25 AM

Data in this report are provisional and subject to change.

The table below includes the cities and counties of residence for cases in Florida residents based on the patient's ZIP Code. Note that city is not always received as part of the initial notification and may be missing while the case is being investigated.

City and county	Cases
Jacksonville Naval Air Station, Duval	5
Fort Lauderdale, Palm Beach	5
Clarcona, Orange	5
Ebro, Bay	5
Bruce, Holmes	5
Hialeah, Broward	5
Westchester, Dade	5
Port Salerno, Martin	5
Ocean Breeze, Martin	5
Missing, Sarasota	5
Missing, Columbia	5
Missing, Highlands	5
Scottsmoor, Brevard	5
Pass, Unknown	5
Miami, Palm Beach	5
Stuart, St. Lucie	5
Shady Grove, Taylor	5
Missing, Leon	5
Milton, Escambia	5
Inlet Beach, Bay	5
Mayport, Duval	5
Deland, Lake	5
Marina Del Rey, Dade	4
Greenville, Jefferson	4
Oklawaha, Marion	4
West Bradenton, Manatee	4
Port Charlotte, Unknown	4
Live Oak, Madison	4
Loxahatchee Groves, Palm Beach	4
Pensacola, Santa Rosa	4
Glen Ridge, Palm Beach	4
Coconut Creek, Palm Beach	4
Margate, Unknown	4
Melrose, Bradford	4
Mid Florida, Seminole	4
Highland Park, Polk	4
Los Angeles, Broward	4
Lamont, Taylor	4
Lazy Lake, Broward	4
Missing, Osceola	4
Branford, Gilchrist	4
Cape Haze, Charlotte	4
Clewiston, Palm Beach	4
Conch Key, Monroe	4
Okeechobee, Osceola	4
Pompano Beach, Dade	4
Sandestin, Walton	4
Seacrest, Bay	4
Naples, Unknown	4
Hinsdale, Manatee	4
Bella Collina, Lake	4
Alys Beach, Walton	4
El Jobean, Charlotte	4
Weirsdale, Lake	4
Pompano Beach, Palm Beach	4
Oneco, Manatee	4
Indian Rock Beach, Pinellas	4
International Service Center, Dade	4
Island Grove, Alachua	4

# COVID-19: characteristics of 1,900,598 Florida resident cases

Data through Mar 4, 2021 verified as of Mar 5, 2021 at 09:25 AM

Data in this report are provisional and subject to change.

The table below includes the cities and counties of residence for cases in Florida residents based on the patient's ZIP Code. Note that city is not always received as part of the initial notification and may be missing while the case is being investigated.

City and county	Cases
Bowling Green, Polk	4
Cypress Gardens, Polk	4
Crestview, Walton	3
Cross Key, Monroe	3
Cape San Blas, Gulf	3
Apopka, Lake	3
Mayport Naval Housing, Duval	3
Green Cove Springs, Duval	3
Fernandina Beach, Duval	3
Fpo, Duval	3
Monticello, Madison	3
Samoset, Manatee	3
San Fernando, Unknown	3
Vernon, Bay	3
Alford, Washington	3
Altamonte Springs, Orange	3
High Springs, Columbia	3
Jonesville, Alachua	3
Julington Creek, St. Johns	3
Jupiter Island, Martin	3
Mims, Volusia	3
Miramar, Unknown	3
Longwood, Unknown	3
Marco Island, Lee	3
Pembroke Pines, Unknown	3
Ocean Reef Club, Monroe	3
Vero Beach, St. Lucie	3
Sorrento, Orange	3
Stuart, Palm Beach	3
Chicago, Lee	3
Coraopolis, Citrus	3
Champions Gate, Osceola	3
Bristol, Calhoun	3
North Fort Myers, Charlotte	3
Jacksonville, Alachua	3
Land O Lakes, Hillsborough	3
Lady Lake, Marion	3
Fisher Island, Unknown	3
Jacksonville , Duval	3
Bay Harbor Islands, Unknown	3
Ft Pierce, St. Lucie	3
Westville, Walton	3
Wacissa, Jefferson	3
Sugarloaf, Monroe	3
Milligan, Okaloosa	3
Lake Worth, Broward	3
Jacksonville, Dade	3
Inverness, Polk	3
Pass, Dade	3
Vero Beach, Brevard	3
Brewton, Escambia	3
Apopka, Broward	3
Maitland, Polk	3
Lake Harbor, Palm Beach	3
Lanark Village, Franklin	3
Orem, Palm Beach	3
Pp, Dade	3
Pp, Unknown	3
Woodside, Broward	3



# COVID-19: characteristics of 1,900,598 Florida resident cases

Data through Mar 4, 2021 verified as of Mar 5, 2021 at 09:25 AM

Data in this report are provisional and subject to change.

The table below includes the cities and counties of residence for cases in Florida residents based on the patient's ZIP Code. Note that city is not always received as part of the initial notification and may be missing while the case is being investigated.

City and county	Cases
Lynbrook, Broward	3
Miami, Orange	3
Lake Geneva, Clay	3
Lake City, Duval	3
Lakeland, Hillsborough	3
Immokalee, Lee	3
Hallandale Beach, Unknown	3
Fort Myers, Unknown	3
Bradington, Manatee	3
Blountstown, Liberty	3
Port Saint Lucie, Martin	3
Saint Petersburg, Hillsborough	3
Palm Coast, Volusia	3
Village Of Golf, Palm Beach	3
Wildwood, Marion	3
Saint Augusaintine Beach, St. Johns	3
Missing, Hernando	3
Tampa Palms, Hillsborough	3
Tampa, Pinellas	3
Pineland, Lee	3
Winter Garden, Seminole	3
Tarpon Springs, Pasco	3
Jacksonville, Clay	3
Ludlam, Dade	3
Laurel, Sarasota	3
Clermont, Orange	3
Clermont, Polk	2
Bronx, Seminole	2
Doctors Inlet, Clay	2
Bonifay, Jackson	2
Bonnie, Sarasota	2
Lecanto, Marion	2
Lake Helen, Orange	2
Maitland, Leon	2
Fort Myers, Collier	2
Fort Pierce, Martin	2
West Palm Beach, Dade	2
Weston, Dade	2
Winter Park, Leon	2
Redland, Dade	2
Miami Shores, Broward	2
Olustee, Baker	2
Orlando, Santa Rosa	2
Orlando, Charlotte	2
Palm Springs North, Dade	2
Seven Springs, Pasco	2
Upper Key Largo, Monroe	2
University Of Central Florida, Brevard	2
West Palm Beach, Broward	2
West Villages, Sarasota	2
Zellwood, Lake	2
Phoenix, Lake	2
Mount Pleasant, Gadsden	2
None, Dade	2
Navarre, Okaloosa	2
Blountstown, Jackson	2
Alligator Point, Franklin	2
Coconut Creek, Unknown	2
Crawfordville, Leon	2

# COVID-19: characteristics of 1,900,598 Florida resident cases

Data through Mar 4, 2021 verified as of Mar 5, 2021 at 09:25 AM

Data in this report are provisional and subject to change.

The table below includes the cities and counties of residence for cases in Florida residents based on the patient's ZIP Code. Note that city is not always received as part of the initial notification and may be missing while the case is being investigated.

City and county	Cases
Eatonville, Lake	2
Hallandale Beach, Dade	2
Lawtey, Union	2
Lutz, Pinellas	2
Los Angeles, Okaloosa	2
Wekiwa Springs, Seminole	2
Wimauma, Manatee	2
University Of Central Florida, Palm Beach	2
University Of Central Florida, Pinellas	2
Provo, Broward	2
Portland, Unknown	2
Sumatra, Liberty	2
Maitland, Lake	2
Hialeah Lakes, Dade	2
Hialeah, Orange	2
Moore Haven, Hendry	2
Naples, Broward	2
Cassadaga, Volusia	2
Fort Walton Beach, Walton	2
Duke Field Air Force Station, Okaloosa	2
Dunnellon, Levy	2
University Of Central Florida, Broward	2
Orlando, Okaloosa	2
Ridge Manor Estates, Sumter	2
Saint Teresa, Wakulla	2
Miamt, Dade	2
Ocala, Unknown	2
Madison, Unknown	2
Maitland, Pasco	2
Florida Power & Light Co, Dade	2
Amelia City, Nassau	2
Apopka, Unknown	2
Alligator Point, Wakulla	2
Chipley, Jackson	2
Red Bay, Holmes	2
Saint Marys, Nassau	2
Pembroke Lakes, Broward	2
Port Saint Lucie, Palm Beach	2
Tampa, Unknown	2
Sutton, Pasco	2
Windermere, Lake	2
Fort Lauderdale, Alachua	2
Deerfield Beach, Unknown	2
Doral, Unknown	2
Brooklyn, Broward	2
Cross City, Taylor	2
Carl Fisher, Dade	2
Jupiter, Dade	2
Homeless, Hillsborough	2
Lakeland, Unknown	2
Micanopy, Marion	2
Jacksonville Naval Hospital, Duval	2
Hosford, Calhoun	2
Melrose, Clay	2
Mesa, Unknown	2
Marina Del Rey, Broward	2
Longview, Dade	2
Jacksonville, Nassau	2
Aventura, Broward	2

# COVID-19: characteristics of 1,900,598 Florida resident cases

Data through Mar 4, 2021 verified as of Mar 5, 2021 at 09:25 AM

Data in this report are provisional and subject to change.

The table below includes the cities and counties of residence for cases in Florida residents based on the patient's ZIP Code. Note that city is not always received as part of the initial notification and may be missing while the case is being investigated.

City and county	Cases
000000, Unknown	2
Dfafs, Okaloosa	2
Summerfield, Unknown	2
Tampa, Hernando	2
Sharpes, Brevard	2
Sebring, Desoto	2
Saint Lucie Village, St. Lucie	2
Ormond Beach, Flagler	2
Noma, Holmes	2
Orlando, Lee	2
Panama City, Unknown	2
Pembroke Pines, Dade	2
Vero Beach, Unknown	2
Wauchula, Desoto	2
Yeehaw, Okeechobee	2
Venice, Dade	2
University Of Central Fl, Seminole	2
West Palm Beach, Unknown	2
Windermere, Hillsborough	2
Winter Park, Volusia	2
Winter Springs, Orange	2
Okeechobee, Highlands	2
New Port Richey, Hillsborough	2
Orlando, Escambia	2
Pompano Beach, Osceola	2
Port Charlotte, Lee	2
Union, Manatee	2
Sand Lake, Orange	2
Port St. Lucie, St. Lucie	2
Long Beach, Orange	2
Marathon Shores, Monroe	2
Miami, Martin	2
Labelle, Collier	2
Jena, Taylor	2
Lauderhill, Unknown	2
At Large, Broward	2
Bonnie, Dade	2
Boys Ranch, Suwannee	2
Fort Pierce, Brevard	2
Graceville, Unknown	2
Eatonville, Polk	2
Delray Beach, Broward	2
Tampa, Broward	2
Tarpon Springs, Hillsborough	2
Seguin, Unknown	2
Sarasota, Unknown	2
Sunrise, Unknown	2
Port Canaveral, Brevard	2
Plantation Key, Monroe	2
Orlando, Collier	2
Orlando, St. Lucie	2
Oakland Park, Unknown	2
Marysville, Dade	2
Callahan, Duval	2
Dade City, Unknown	2
Cibolo, Orange	2
Claysville, Hernando	2
Crescent Beach, Sarasota	2
Defuniak Springs, Okaloosa	2

# COVID-19: characteristics of 1,900,598 Florida resident cases

Data through Mar 4, 2021 verified as of Mar 5, 2021 at 09:25 AM

Data in this report are provisional and subject to change.

The table below includes the cities and counties of residence for cases in Florida residents based on the patient's ZIP Code. Note that city is not always received as part of the initial notification and may be missing while the case is being investigated.

City and county	Cases
Defuniak Springs, Unknown	2
Dona Vista, Lake	1
East Setauket, Palm Beach	1
El Dorado, Palm Beach	1
FI State Univ Student, Leon	1
Fleming Island, Duval	1
Fellsmere, Brevard	1
Crestview, Broward	1
Clearwater, Leon	1
Charlotte, Alachua	1
Dalecity, Okaloosa	1
Daytona Beach, Orange	1
Deerfield Beach, Polk	1
Crystal River, Marion	1
Crystal River, Unknown	1
Canton, Duval	1
Cantonment, Santa Rosa	1
Cape Coral, Unknown	1
Brooklyn, Polk	1
Bryceville, Duval	1
Bradenton, Lee	1
Boca Raton, Dade	1
Boca Raton, Madison	1
Bogota, Unknown	1
Bal Harbour, Broward	1
Atlanta, Walton	1
Attalla, Broward	1
Auburn, Palm Beach	1
Autaville, Broward	1
Apopka, Volusia	1
Alachua, Suwannee	1
Alafaya, Broward	1
Alafaya, Pinellas	1
Lake Clarke Shores, Palm Beach	1
Lake Forest, Collier	1
Merrick, Palm Beach	1
Metter, Manatee	1
Miami, Osceola	1
Miamiardens, Unknown	1
Miamksaohes, Dade	1
Jacksonville, Baker	1
Jacksonville, Marion	1
Irmo, Unknown	1
Key West, Palm Beach	1
Kilgore, Dade	1
Jupiter Inlet, Palm Beach	1
Jzx, Unknown	1
Land O Lakes, Unknown	1
Lawton, Okaloosa	1
Levittown, Palm Beach	1
Lima, Manatee	1
Lima, Volusia	1
Maccleddy, Dixie	1
Madison, Jefferson	1
Maitland, Collier	1
Florida City, Unknown	1
Fort Lauderdale, Collier	1
Gainesville, Levy	1
Glen Cove, Unknown	1

# COVID-19: characteristics of 1,900,598 Florida resident cases

Data through Mar 4, 2021 verified as of Mar 5, 2021 at 09:25 AM

Data in this report are provisional and subject to change.

The table below includes the cities and counties of residence for cases in Florida residents based on the patient's ZIP Code. Note that city is not always received as part of the initial notification and may be missing while the case is being investigated.

City and county	Cases
Glen Saint Mary, Duval	1
Golden Oak, Hillsborough	1
Immokalee, Walton	1
Greensboro, Leon	1
Ocala, Duval	1
Orem, Dade	1
Orlando, Citrus	1
Okeechobi, Unknown	1
North Porte, Unknown	1
Notrealville, Polk	1
Monument, Broward	1
Mokena, Lee	1
Miami Dade, Unknown	1
Myrtle Beach, Broward	1
Morrisville, Palm Beach	1
North Brunswick, St. Lucie	1
North Grafton, Dade	1
North Lauderdale, Unknown	1
Orlando, Walton	1
Oviedo, Lake	1
Orlando, Gadsden	1
Orlando, Hernando	1
Orlando, St. Johns	1
Plantation, Leon	1
Pooler, Broward	1
Pensacola, Dade	1
Panomo City, Bay	1
Parrish, Sarasota	1
Rye, Palm Beach	1
San Marcos, Unknown	1
Ridgewood, Lee	1
Roayl Palm Beach, Palm Beach	1
Roseville, Broward	1
Port St. Lucie, Unknown	1
Punta Gorda, Sarasota	1
Putnam, Putnam	1
Surprise, Unknown	1
Syracuse, Unknown	1
St Cloud, Orange	1
St Helena Is, Dade	1
Saint Petersburg, Bay	1
Twentynine Palms, Broward	1
Venezuela, Unknown	1
Vernon, Walton	1
Waukesha, Volusia	1
West Miami, Unknown	1
Wimaumna, Hillsborough	1
Windermere, Alachua	1
Winfield, Hillsborough	1
Winter Garden, Unknown	1
Winter Park, Brevard	1
Winter Park, Unknown	1
Whippany, Volusia	1
Xifamk, Dade	1
Denton, Broward	1
Destin, Bay	1
Clearwater, Hillsborough	1
Coal City, Pasco	1
Crescent City, Marion	1

# COVID-19: characteristics of 1,900,598 Florida resident cases

Data through Mar 4, 2021 verified as of Mar 5, 2021 at 09:25 AM

Data in this report are provisional and subject to change.

The table below includes the cities and counties of residence for cases in Florida residents based on the patient's ZIP Code. Note that city is not always received as part of the initial notification and may be missing while the case is being investigated.

City and county	Cases
Crestview, Unknown	1
Commerce Township, Manatee	1
Coral Gables , Dade	1
Crawfordville, Alachua	1
Eureka, Flagler	1
Evansville, Citrus	1
Fort Worth, Broward	1
Franklin, Orange	1
Frostproof, Highlands	1
Gainesville, Palm Beach	1
Gainesville, Santa Rosa	1
Brewster, Palm Beach	1
Brownsville, Escambia	1
Bonnie, St. Johns	1
Belleair Bluffs, Unknown	1
Celebration, Orange	1
Chicago, Broward	1
Choctaw Beach, Unknown	1
Austin, Dade	1
Apo, Collier	1
Big Torch Key, Monroe	1
Black, Holmes	1
Boca Raton, Lee	1
Bonifay, Unknown	1
8852 Teacher Ln, Pasco	1
Addison, Pasco	1
Apopka, Citrus	1
Apopka, Hillsborough	1
Arabi, Orange	1
Litchfield Park, Monroe	1
Littleton, St. Johns	1
Lake Worth, Unknown	1
Lake In The Hills, Broward	1
Jupiter, Pinellas	1
Kansas City, Palm Beach	1
Indianapolis, Lee	1
Gwynn Oak, Polk	1
Milford, Bay	1
Milford, Unknown	1
New Canaan, Dade	1
Na, Dade	1
Naples, Leon	1
Mattoon, Lee	1
Melbourne, Volusia	1
Marianna, Leon	1
Marianna, Washington	1
Mary Esther, Hillsborough	1
Los Angeles, Orange	1
Maitland, Palm Beach	1
Saint Charles, Orange	1
Roswell, Bay	1
Ruskin, Dade	1
Ruskin, Manatee	1
Scottsdale, Brevard	1
Scottsdale, Palm Beach	1
Saint Petersburg, Duval	1
Saint Petersburg, Manatee	1
Tampa, Duval	1
Tavares, Unknown	1

# COVID-19: characteristics of 1,900,598 Florida resident cases

Data through Mar 4, 2021 verified as of Mar 5, 2021 at 09:25 AM

Data in this report are provisional and subject to change.

The table below includes the cities and counties of residence for cases in Florida residents based on the patient's ZIP Code. Note that city is not always received as part of the initial notification and may be missing while the case is being investigated.

City and county	Cases
Temple, Palm Beach	1
St Peterburg, Orange	1
Stiamk, Dade	1
Summerdale, Escambia	1
Surfside Beach, Orange	1
Sun City Center, Lee	1
Port Saint Lucie, Marion	1
Port St Luice, Unknown	1
Plymouth, Pasco	1
Pensacola Naval Hospital, Escambia	1
Pass-A-Grille, Pinellas	1
Oviedo, Orange	1
Pace, Escambia	1
Painted Post, Pasco	1
Palatka, Marion	1
Newaygo, Charlotte	1
North Port, Charlotte	1
Okeechobee, Unknown	1
Winter Springs, Polk	1
Youngstown, Washington	1
Winnetka, Dade	1
Winter Garden, Osceola	1
Winter Haven, Osceola	1
Winter Park, Duval	1
Winter Park, Palm Beach	1
Weston, Unknown	1
Wildwood, Lee	1
West Hollywood, Broward	1
Wakefield, Broward	1
Waverly, Duval	1
Wabasha, Clay	1
Unknown, Duval	1
Upland, Manatee	1
Windermere, Volusia	1
Wtixrat, Dade	1
Westlake Village, Unknown	1
White Plains, Broward	1
Whites Creek, Leon	1
Watersound, Bay	1
University Of Central Florida, Lee	1
Unk, Duval	1
Ventura, Orange	1
Pembroke Pines, Orange	1
Pensacola, Sumter	1
Palmetto, Dixie	1
Perth Amboy, Hillsborough	1
Puerto Rico, Unknown	1
Punta Gorda, Unknown	1
Randolph, Orange	1
Rivera Beach, Palm Beach	1
Port Orange, Brevard	1
Powell, Lee	1
Orlando, Jackson	1
Paducah, Manatee	1
Palm Coast, Unknown	1
Oldsra, Manatee	1
Newberry, Levy	1
Saint Petersburg, Charlotte	1
Saint Augustine, Flagler	1

# COVID-19: characteristics of 1,900,598 Florida resident cases

Data through Mar 4, 2021 verified as of Mar 5, 2021 at 09:25 AM

Data in this report are provisional and subject to change.

The table below includes the cities and counties of residence for cases in Florida residents based on the patient's ZIP Code. Note that city is not always received as part of the initial notification and may be missing while the case is being investigated.

City and county	Cases
Seffenner, Hillsborough	1
Seminole, Lee	1
Sunrtise, Dade	1
Tallahassee, Madison	1
Trenton, Dixie	1
Unknown, Unknown	1
Toms River, Lee	1
Tourist, Dade	1
Stratford, Broward	1
Crossings, Unknown	1
Davenport, Lake	1
Davie, Unknown	1
Dayton, Orange	1
Edgewood, Broward	1
Elkton, Putnam	1
Chesterfield, Broward	1
Carteret, Polk	1
Cincinnati, Dade	1
Connellsville, Highlands	1
Armstrong, St. Johns	1
Atl, Brevard	1
Alva, Escambia	1
Andalusia, Escambia	1
Arcadia, Highlands	1
Baker, Santa Rosa	1
Belleville, Palm Beach	1
Belmont, Santa Rosa	1
Blountstown, Broward	1
Bronson, Alachua	1
Brooker, Alachua	1
Bradenton, Clay	1
Brandon, Pinellas	1
Bonita, Lee	1
Bocaraten, Palm Beach	1
Longwood, Broward	1
Lucedale, St. Lucie	1
Mayaguez, Dade	1
Maccleenny, Duval	1
Mantua, Broward	1
Middletown, Osceola	1
North Laud, Unknown	1
Ocala, Citrus	1
Ocoee, Unknown	1
Odessa, Dade	1
New Vernon, Palm Beach	1
Monroe, Hillsborough	1
Missing, Gilchrist	1
Hudson, Pinellas	1
Hoosick Falls, Broward	1
Indian Rock Beach, Palm Beach	1
Interlachen, Duval	1
Kure Beach, Monroe	1
Lakeland, Palm Beach	1
Floral, Okaloosa	1
Forestville, Volusia	1
Gibson, Unknown	1
Gainesville, Okaloosa	1
Gainesville, Unknown	1
Greenbrier, Bay	1



# COVID-19: characteristics of 1,900,598 Florida resident cases

Data through Mar 4, 2021 verified as of Mar 5, 2021 at 09:25 AM

Data in this report are provisional and subject to change.

The table below includes the cities and counties of residence for cases in Florida residents based on the patient's ZIP Code. Note that city is not always received as part of the initial notification and may be missing while the case is being investigated.

City and county	Cases
Groveland, Orange	1
Hialeahgardens, Dade	1
Hiram, Leon	1
Mckinney, Broward	1
Miamc, Dade	1
Matawan, Palm Beach	1
Missing, Okeechobee	1
Monroe Township, Palm Beach	1
Moore Haven, Okeechobee	1
Morrisville, Unknown	1
Longwood, Volusia	1
Ldhl, Broward	1
Lincoln, St. Lucie	1
Little Neck, Lee	1
Lake Butler, Alachua	1
Knoxville, Bay	1
Las Vegas, Palm Beach	1
Homeless, Monroe	1
Homeless, Pinellas	1
Howell, Dade	1
Hudson, Hernando	1
Hoclywsod, Dade	1
Holiday, Pinellas	1
Indian Rocks Beach, Duval	1
Indiantown, Palm Beach	1
Inglewood, Sarasota	1
Inverness, Marion	1
Inwood, Broward	1
Irvine, Marion	1
Istachatta, Hernando	1
Jupiter, St. Lucie	1
Kenilworth, Leon	1
Jacksonville, Orange	1
Jefferson, Dade	1
Jonesboro, Leon	1
Kingsland, Nassau	1
Key West, Duval	1
Keys West, Unknown	1
Carmel, Orange	1
Cedar Springs, Hernando	1
Chicago, Unknown	1
Coconut Ck, Unknown	1
Dallas, Hernando	1
Dayton, Lake	1
Daytona Beach, Pinellas	1
Dearborn, Broward	1
Deer Park, Dade	1
Brooklyn, Dade	1
Brooklyn, Lee	1
Caracas, Dade	1
Bonnie, Broward	1
Boston, Broward	1
Bel Air, Collier	1
O, Manatee	1
Alachua, Duval	1
Alpharetta, Broward	1
Apopka, Clay	1
Asheville, Highlands	1
Astoria, Broward	1

# COVID-19: characteristics of 1,900,598 Florida resident cases

Data through Mar 4, 2021 verified as of Mar 5, 2021 at 09:25 AM

Data in this report are provisional and subject to change.

The table below includes the cities and counties of residence for cases in Florida residents based on the patient's ZIP Code. Note that city is not always received as part of the initial notification and may be missing while the case is being investigated.

City and county	Cases
Atmore, Escambia	1
Bartow, Hardee	1
Downingtown, Broward	1
Downingtown, Hillsborough	1
Dpo, Santa Rosa	1
Dunedin, Unknown	1
Deerfield, Dade	1
Deland, Seminole	1
Deltona, Seminole	1
Fort Lauderdale, Leon	1
Fort Myers, Sarasota	1
Fort Pierce, Palm Beach	1
Fort White, Clay	1
East Palatka, Hillsborough	1
Eastpoint, Leon	1
Garden City, Alachua	1
Gaylord, Orange	1
Gotcha, Orange	1
Greensburg, Palm Beach	1
Erie, Monroe	1
Hallandale, Unknown	1
Haines City, Osceola	1
Hernando, Marion	1
Hialeah, Collier	1
Helen, Bay	1
Winter Garden, Duval	1
Woodbine, Nassau	1
West Apim Beach, Palm Beach	1
West Yarmouth, St. Lucie	1
Venetian Islands, Dade	1
Yulee, St. Johns	1
Zephyrhills, Hillsborough	1
Syracuse, Polk	1
Tallahassee, Dade	1
Tamarac, Dade	1
Sunbright, Palm Beach	1
Tavares, Orange	1
Tequesta, Martin	1
Topsham, Manatee	1
Town Of Nocatee, St. Johns	1
Troy, Manatee	1
Unkn, Duval	1
Waipahu, Santa Rosa	1
Ward, Polk	1
Wellborn, Columbia	1
Prattville, Hillsborough	1
Prestonsburg, Bay	1
Quincy, Jackson	1
Rapid City, Broward	1
Russellville, Bay	1
Sagamore Beach, Charlotte	1
Saint Cloud, Palm Beach	1
Petersburg, Manatee	1
Piasa, Putnam	1
Saint Joseph, Volusia	1
San Antonio, Orange	1
Sanford, Unknown	1
Seminole, Leon	1
Suitland, Volusia	1

# COVID-19: characteristics of 1,900,598 Florida resident cases

Data through Mar 4, 2021 verified as of Mar 5, 2021 at 09:25 AM

Data in this report are provisional and subject to change.

The table below includes the cities and counties of residence for cases in Florida residents based on the patient's ZIP Code. Note that city is not always received as part of the initial notification and may be missing while the case is being investigated.

City and county	Cases
Shalimar, Unknown	1
Shirley, Flagler	1
Oldsmar, Hillsborough	1
Olean, Alachua	1
North Palm Beach, Orange	1
Northport, Sarasota	1
Oakland, Lee	1
Milford, Lee	1
Myakka City, Sarasota	1
New Middletown, Hillsborough	1
New Port Richey, Pinellas	1
New Port Richey, Unknown	1
Newberry, Marion	1
Orlo Vista, Orange	1
Other, Dade	1
Palm Beach Gardens, Unknown	1
Palmetto Bay, Palm Beach	1
Palmetto, Pasco	1
Parma, Manatee	1
Pass-A-Grille Beach, Pinellas	1
Chipley, Holmes	1
Daniel Island, Bay	1
Colorado Springs, Unknown	1
Conifer, Lee	1
El Paso, Unknown	1
FI State Lot, Leon	1
Everett, Dade	1
Destin, Unknown	1
Diamond, Highlands	1
Dunellen, Dade	1
Eatonville, Seminole	1
Altamonte, Orange	1
Alva, Collier	1
333, Unknown	1
Allentown, Putnam	1
Apple Creek, Citrus	1
Amelia Village, Nassau	1
Barefoot Beach, Lee	1
Battle Creek, Manatee	1
Avon, Manatee	1
Aventura, Osceola	1
Bryn Mawr, Palm Beach	1
Burkeville, Brevard	1
Camden Wyoming, Duval	1
Chattanooga, Dade	1
Bear Grass, Palm Beach	1
Azalea Park, Osceola	1
Boca Raton,, Palm Beach	1
Boston, Dade	1
Fort Denaud, Glades	1
Fort Meyers, Lee	1
Fortlauderdale, Unknown	1
Fortwalton Beach, Okaloosa	1
Ft Pierce, Unknown	1
Garland, Orange	1
Hallandale Ben, Unknown	1
Havana, Leon	1
Homeless, Dade	1
Homer, Escambia	1

# COVID-19: characteristics of 1,900,598 Florida resident cases

Data through Mar 4, 2021 verified as of Mar 5, 2021 at 09:25 AM

Data in this report are provisional and subject to change.

The table below includes the cities and counties of residence for cases in Florida residents based on the patient's ZIP Code. Note that city is not always received as part of the initial notification and may be missing while the case is being investigated.

City and county	Cases
Hickory, Lee	1
Hilliard, Unknown	1
Longwood, Orange	1
Lehigh Cares, Lee	1
Live Oak, Columbia	1
Loganville, Orange	1
Jeffersonville, Broward	1
Knoxville, Escambia	1
Lake Mary, Lake	1
Lapeer, Manatee	1
Lauderdale Hill, Unknown	1
Ocean City, Broward	1
North Miami, Broward	1
Old Town, Gilchrist	1
Oviedo, Leon	1
Opa Locka, Polk	1
Orem, Sarasota	1
Orem, Unknown	1
Miami, Charlotte	1
Miamii, Dade	1
Miami Garden, Unknown	1
Middleburg, Duval	1
Midland, Osceola	1
Missing, Wakulla	1
Monterey, Broward	1
Mumford, Manatee	1
N/A, Duval	1
Naples, Alachua	1
San Antonio, Dade	1
San Diego, Unknown	1
Sanford, Palm Beach	1
Russellville, Hillsborough	1
Saint Augustine, Okaloosa	1
Ridgewood, Broward	1
Riverview, Manatee	1
Roseland, Palm Beach	1
Republic, Monroe	1
Richmond, Palm Beach	1
Palm City, Unknown	1
Plant City, Unknown	1
Pompano Beach, Alachua	1
Porter Ranch, Dade	1
Raiford, Bradford	1
Ponte Vedra Beach, Orange	1
Port Orange , Volusia	1
Port Saint Lucie, Indian River	1
University Of Central Florida, Hillsborough	1
University Of Central Fl, Pasco	1
Village Of Palm Springs, Palm Beach	1
Virginia Beach, Alachua	1
Webster, Pasco	1
Westerville, Hillsborough	1
Wilbur By The Sea, Volusia	1
Willowbrook, Lee	1
Union City, Bradford	1
Sebastian, Lake	1
Tampa, Escambia	1
Tampa, Manatee	1
Tangerine, Lake	1

# COVID-19: characteristics of 1,900,598 Florida resident cases

Data through Mar 4, 2021 verified as of Mar 5, 2021 at 09:25 AM

Data in this report are provisional and subject to change.

The table below includes the cities and counties of residence for cases in Florida residents based on the patient's ZIP Code. Note that city is not always received as part of the initial notification and may be missing while the case is being investigated.

City and county	Cases
Steinhatchee, Alachua	1
Winston Salem, Unknown	1
Winter Garden, Hillsborough	1
Wilton Manors, Dade	1
Woodland Hills, Brevard	1
Youngstown, Calhoun	1
Yulee, Duval	1
Downers Grove, St. Lucie	1
Export, Palm Beach	1
Fdsf, Unknown	1
Felda, Palm Beach	1
Flagler Beach, Volusia	1
Flora, Lee	1
Fort Myers, Lake	1
Fresno, Pasco	1
Fruitland Park, Sumter	1
Fwb, Unknown	1
Gainesville, Marion	1
Gastonia, Polk	1
Clearwater, Highlands	1
Clermont, Unknown	1
Columbia, Orange	1
Coral Gables, Unknown	1
Coral Springs, Unknown	1
Cornelius, Leon	1
Crestview, Dade	1
Dade City, Polk	1
Dania, Unknown	1
Darien, Pasco	1
Arcadia, Charlotte	1
Aspen, Palm Beach	1
Atlanta, Broward	1
Aurburndale, Polk	1
Aventura, Unknown	1
Azalea Park, Sarasota	1
Bartow, Unknown	1
Biscayne Park, Broward	1
Boca Rotan, Unknown	1
Alpharetta, Alachua	1
Apalachicola, Leon	1
Brooksville, Columbia	1
Bryn Mawr, Collier	1
Canfield, Duval	1
Naugatuck, Lee	1
Myakka, Duval	1
Newport Beach, Palm Beach	1
North Little Rock, Palm Beach	1
New Vernon, Sarasota	1
New York, Broward	1
Northville, Broward	1
Ocala, Indian River	1
Ocoee, Broward	1
Missing, Baker	1
Middleburg, Unknown	1
Milford, Palm Beach	1
Milford, Polk	1
Minneapolis, Broward	1
Melbourne, Orange	1
Metter, Volusia	1

# COVID-19: characteristics of 1,900,598 Florida resident cases

Data through Mar 4, 2021 verified as of Mar 5, 2021 at 09:25 AM

Data in this report are provisional and subject to change.

The table below includes the cities and counties of residence for cases in Florida residents based on the patient's ZIP Code. Note that city is not always received as part of the initial notification and may be missing while the case is being investigated.

City and county	Cases
Miami Beach, Palm Beach	1
Miami Granders, Dade	1
Hilliard, Dade	1
Hollywood, Leon	1
Holt, Unknown	1
Homestead, Monroe	1
Humble, Broward	1
Green, Clay	1
Greensburg, Orange	1
Greenville, Monroe	1
Gulf Shores, Escambia	1
Killarney, Orange	1
Knoxville, Duval	1
Havanna, Gadsden	1
Jan Phyl Village, Polk	1
Johns Island, Wakulla	1
Los Angeles, Polk	1
Maitland, Unknown	1
Mary Esther Rd, Okaloosa	1
Lakeland, Pasco	1
Lakewood, Unknown	1
Lake City, Volusia	1
Sumter Ville, Unknown	1
Tallahassee, Escambia	1
Springhill, Unknown	1
Stockbridge, Leon	1
Sullivans Island, Dade	1
Tinley Park, Lee	1
University Of Central Fl, Dade	1
Telluride, Lee	1
Tampa, Dade	1
Tampa, Lee	1
Sevierville, Dade	1
South Otselic, Dade	1
Southampton, Palm Beach	1
Saint Petersburg, Dade	1
San Juan, Osceola	1
San Pedro Sula, Dade	1
Sandy, Duval	1
Richmond Heights, Dade	1
Riverview, Pinellas	1
Rochester, Lee	1
Rosemary Beach, Bay	1
Saint Cloud, Orange	1
Pound Ridge, Leon	1
Ponce, Orange	1
Port Charlotte Fl, Unknown	1
Plant City, Pinellas	1
Plantation, Unknown	1
Plant City, Hendry	1
Orlando, Highlands	1
Opa Locka, Unknown	1
Orem, Nassau	1
Olando, Orange	1
Ocoee, Polk	1
Wayne, Dade	1
Windermere, Polk	1
Winter Park, Lake	1
West Simsbury, Collier	1

# COVID-19: characteristics of 1,900,598 Florida resident cases

Data through Mar 4, 2021 verified as of Mar 5, 2021 at 09:25 AM

Data in this report are provisional and subject to change.

The table below includes the cities and counties of residence for cases in Florida residents based on the patient's ZIP Code. Note that city is not always received as part of the initial notification and may be missing while the case is being investigated.

City and county	Cases
Louisville, Manatee	1
Los Angeles Ca, Unknown	1
Los Angeles, Hardee	1
Littleton, Dade	1
Margate, Dade	1
Marshall, Dade	1
Mary Esther, Unknown	1
Medford, Palm Beach	1
Middlesburg, Duval	1
Missing, Jackson	1
Macdill Air Force Base, Hillsborough	1
Miami Beach, Broward	1
Miami Lakes, Unknown	1
Miami, Hillsborough	1
Miami, Manatee	1
Leesburg, Marion	1
Lehigh Acres, Dade	1
Lewisburg, Pasco	1
Largo, Unknown	1
Lake City, Hamilton	1
La Grange, Dade	1
Harrison, Pinellas	1
Holly Ridge, Orange	1
Homeless, Polk	1
Homosassa, Hernando	1
Jerusalem, St. Johns	1
East Hampton, Palm Beach	1
Cypress, Leon	1
Davenport, Orange	1
Daytona Beach, Unknown	1
Deland, St. Lucie	1
Deltona, Orange	1
Fort Myers-, Lee	1
Fort Pierce, Unknown	1
Foley, Escambia	1
Gainesville, Duval	1
Granada Hills, Broward	1
Guilford, Dade	1
Hailandale, Unknown	1
Conway, Leon	1
Coventry, Broward	1
Clermont, Volusia	1
Clewiston, Glades	1
Bridgeport, Dade	1
Bronx, Palm Beach	1
Cartersville, Unknown	1
Altoona, Marion	1
Anaheim, Unknown	1
Argyle, Walton	1
Athens, Duval	1
Bogota, Orange	1
Bradenton, Dade	1
Bradenton, Osceola	1
New Orleans, Palm Beach	1
Newark, Broward	1
Newburgh, Bay	1
Navarre, Dade	1
Old Town, Alachua	1
Ona, Manatee	1

# COVID-19: characteristics of 1,900,598 Florida resident cases

Data through Mar 4, 2021 verified as of Mar 5, 2021 at 09:25 AM

Data in this report are provisional and subject to change.

The table below includes the cities and counties of residence for cases in Florida residents based on the patient's ZIP Code. Note that city is not always received as part of the initial notification and may be missing while the case is being investigated.

City and county	Cases
Oooooo, Unknown	1
Opa Locka, Broward	1
Orange Park , Duval	1
North Pole, Seminole	1
North Port, Lee	1
Orlando, Columbia	1
Orlando, Indian River	1
Orlando, Sarasota	1
Ocoee, Osceola	1
Okeechobee, Broward	1
Orem, Broward	1
Plantation, Orange	1
Pompano Beach, Martin	1
Parker, Dade	1
Parker, Leon	1
Peoria, Unknown	1
Palm Coast, Alachua	1
Palm Coast, Polk	1
Ormond Beach, Unknown	1
Oviedo, Brevard	1
Pacifica, Dade	1
Saint Petersburg, St. Lucie	1
Sandford, Seminole	1
Rye, Duval	1
Rex, Duval	1
Port Everglades, Broward	1
Zolfo Springs, Polk	1
Winter Park, Broward	1
Winter Park, Indian River	1
Winter Park, Lee	1
Westbrook, Dade	1
Wichita, Volusia	1
Washington, Unknown	1
Venice, Unknown	1
Vernon, Unknown	1
Winder Garden, Orange	1
Windermere, Leon	1
Windermere, Osceola	1
Windermere, Seminole	1
Winter Garden, Broward	1
Wells, Polk	1
Winter Garden, Pinellas	1
Tulsa, Orange	1
Tiffin, Highlands	1
Sun City Center, Hardee	1
Sunny Isles Beach, Broward	1
Tallahassee, Duval	1
Tallahassee, Unknown	1
Tampa, Palm Beach	1
Tavares, Marion	1
Saint Cloud, Unknown	1
Saint Johns, Unknown	1
Sarasota, Flagler	1
Saxis, Lee	1
Schenectady, Polk	1
Sebring, Lee	1
Shelton, Manatee	1
Spring Hill , Hernando	1
Spring Hill, Dade	1



# COVID-19: characteristics of 1,900,598 Florida resident cases

Data through Mar 4, 2021 verified as of Mar 5, 2021 at 09:25 AM

Data in this report are provisional and subject to change.

The table below includes the cities and counties of residence for cases in Florida residents based on the patient's ZIP Code. Note that city is not always received as part of the initial notification and may be missing while the case is being investigated.

City and county	Cases
Starke, Clay	1
Stone Mountain, Palm Beach	1
Panama City, Walton	1
Palm Coast, Duval	1
Orlando, Union	1
Oviedo, Seminole	1
Oxford, Palm Beach	1
Opalocka, Dade	1
North Canton, Palm Beach	1
Miami, Collier	1
Miami, St. Lucie	1
New Richmond, Volusia	1
Oakland, Leon	1
Ocala, Alachua	1
Okeechobee, St. Lucie	1
Rio Dell, Volusia	1
Rochelle, Volusia	1
Saint Cloud, Lee	1
Saint Johns, Orange	1
San Antonio, Sarasota	1
San Antonio, Unknown	1
Sanford, Volusia	1
Perry, Leon	1
Perth Amboy, Monroe	1
Port Orange, Unknown	1
Port Saint Lucie, Orange	1
Princeton, Alachua	1
Provincetown, Collier	1
Tangerine, Seminole	1
Shannon, Collier	1
Soldotna, Broward	1
Spring Park, Alachua	1
Steinhatchee, Madison	1
South Burlington, Orange	1
Winter Park, Osceola	1
Wood River, Polk	1
Worcester, Palm Beach	1
Wheaton, Lee	1
Wilmington, Broward	1
Winter Park, Alachua	1
Wesley Chapel, Alachua	1
Umatilla, Alachua	1
University Of Central Florida, Monroe	1
Virginia Beach, Hernando	1
Waco, Broward	1
Washington, Broward	1
Tewksbury, Orange	1
Toms River, Dade	1
Grassy Key, Monroe	1
Gainesville, Baker	1
Gilmer, Dade	1
Haverford, Hillsborough	1
Herrin, Orange	1
Jacksonville, Manatee	1
Jamaica, Broward	1
Kingsland, Duval	1
Kissimmee, Brevard	1
Jupiter, Unknown	1
Jersey City, Polk	1

# COVID-19: characteristics of 1,900,598 Florida resident cases

Data through Mar 4, 2021 verified as of Mar 5, 2021 at 09:25 AM

Data in this report are provisional and subject to change.

The table below includes the cities and counties of residence for cases in Florida residents based on the patient's ZIP Code. Note that city is not always received as part of the initial notification and may be missing while the case is being investigated.

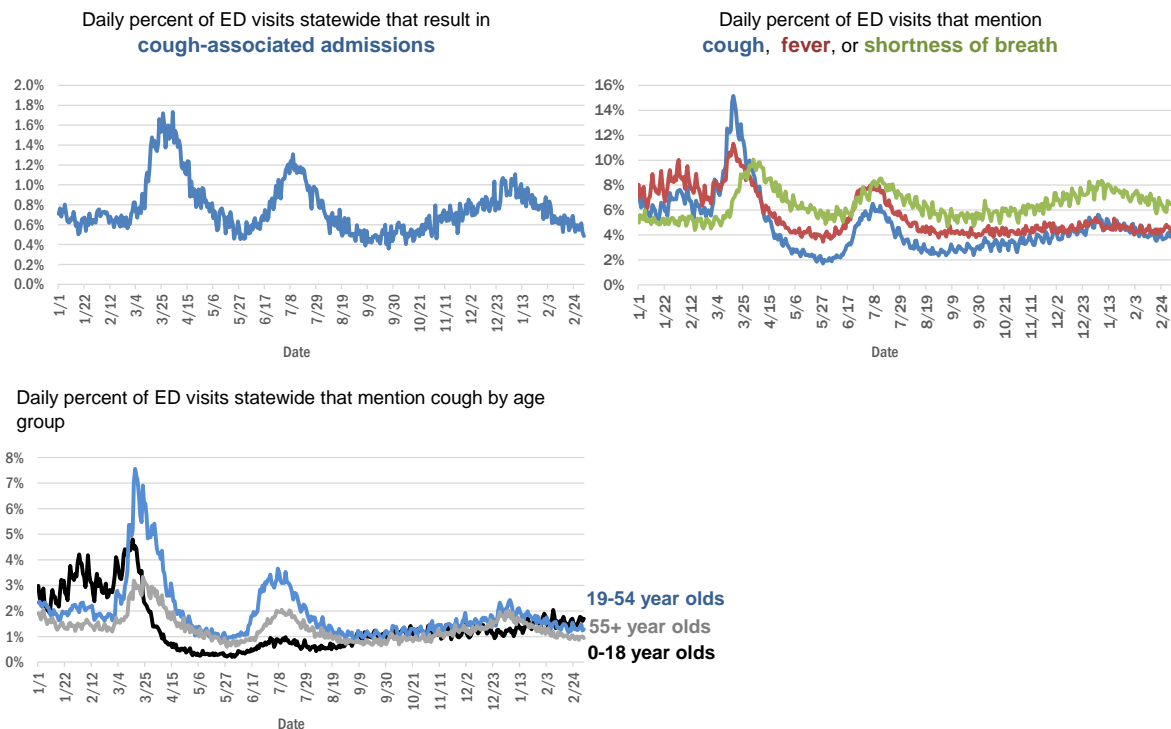
City and county	Cases
Lyndhurst, Broward	1
Magnolia Square, Osceola	1
Maitland, Alachua	1
Marshall, Palm Beach	1
Marianna, Calhoun	1
Melrose, Alachua	1
Miamf, Dade	1
Miami G, Dade	1
Lake Placid, Alachua	1
Lake Worth Beach, Broward	1
Lander, Citrus	1
Lemoyne, Manatee	1
Los Angeles, Palm Beach	1
Lawrence Township, Palm Beach	1
Las Vegas, Orange	1
Bryant, Alachua	1
Bronx, Broward	1
Buffalo, Palm Beach	1
Carol Stream, Orange	1
Castleberry, Escambia	1
Charlotte, Pasco	1
Apo, Pasco	1
Apopka, Flagler	1
99, Unknown	1
Alanson, Bay	1
Aollywoss, Dade	1
Boca Raton, Unknown	1
Bohealia, Lee	1
Blowing Rock, Polk	1
Belleair, Hillsborough	1
Dorchester, Orange	1
Deland, Polk	1
Dallas, Lee	1
De Leon Springs, Putnam	1
Dearborn, Lee	1
Fanning Springs, Levy	1
Estero, Collier	1
Clear Brook, Lee	1
Crestview, Holmes	1
Cumberland, Palm Beach	1
Dade City, Hillsborough	1
College Station, Lake	1
Columbus, Brevard	1
Cookeville, Seminole	1
<b>Total</b>	<b>1,900,598</b>

# COVID-19: additional surveillance information

Data through Mar 4, 2021 verified as of Mar 5, 2021 at 09:25 AM

Data in this report are provisional and subject to change.

## Statewide emergency department (ED) chief complaint and admission data



The Electronic Surveillance System for the Early Notification of Community-Based Epidemics (ESSENCE-FL) includes chief complaint data from 211 of 211 Florida EDs. Data are transmitted electronically to ESSENCE-FL daily or hourly.

# COVID-19: testing by laboratory

Data through Mar 4, 2021 verified as of Mar 5, 2021 at 09:25 AM

Data in this report are provisional and subject to change.

The numbers in the table below represent the number of Florida and non-Florida residents for whom test results were received by the Department of Health. A person can be tested by more than one laboratory and can have both positive and negative results. **Therefore, the sum of the numbers in each column will be larger than the total number of people tested.**

Reporting lab	Inconclusive	Negative	Positive	Percent positive	Total
LABORATORY CORPORATION OF AMERICA	2,510	1,577,843	215,729	12%	1,796,082
CURATIVE LABS	14,145	1,503,472	227,655	13%	1,745,272
QUEST DIAGNOSTICS	11,679	1,343,950	198,465	13%	1,554,094
BIO REFERENCE LABORATORIES, INC	7,564	917,438	176,441	16%	1,101,443
HELIX	8,341	609,782	107,392	15%	725,515
REALTOX LABS LLC	6,339	584,731	96,184	14%	687,254
NOMI_HEALTH	2,452	407,684	57,306	12%	467,442
RCA LABORATORY SERVICES, LLC/GENETWORX		384,653	41,499	10%	426,152
GENETWORX	661	390,596	32,960	8%	424,217
CDR MAGUIRE - HEALTH CARE CENTER		338,622	51,542	13%	390,164
IMPACT HEALTH BIOMETRIC TESTING, INC	1,037	215,027	25,226	10%	241,290
EAST FLORIDA STATE COLLEGE - BREVARD		212,886	26,986	11%	239,872
BPHL-JACKSONVILLE	18	180,757	31,667	15%	212,442
PWNHEALTH	1,422	185,174	25,535	12%	212,131
NOMI HEALTH LAB SERVICES		172,672	19,883	10%	192,555
PALM BEACH BALLPARK		174,264	17,836	9%	192,100
ADVENTHEALTH LAB	99	155,759	20,256	12%	176,114
MAKO GENOMICS	7,595	136,725	24,965	15%	169,285
CB SMITH PARK		150,116	18,792	11%	168,908
FULGENT DIAGNOSTICS LABORATORY	3,093	143,745	16,073	10%	162,911
BPHL-MIAMI	225	136,662	23,020	14%	159,907
MAYO CLINIC LABORATORIES	334	136,834	17,356	11%	154,524
ELABNETWORK	1,059	137,775	11,769	8%	150,603
BAYCARE LABORATORIES LLC	580	128,112	11,218	8%	139,910
MEMORIAL REGIONAL HOSPITAL SOUTH	25	111,498	22,935	17%	134,458
ASCENSION SACRED HEART HOSPITAL - PENSACOLA	2	112,126	17,719	14%	129,847
NORTHWEST LABORATORY	246	121,066	6,474	5%	127,786
ORLANDO HEALTH SYSTEM	681	113,432	11,834	9%	125,947
BIOCOLLECTIONS WORLDWIDE, INC	735	108,644	13,362	11%	122,741
ADVENT HEALTH LAB	112	101,259	13,956	12%	115,327
MEDICAL DIAGNOSTIC LABORATORIES	974	98,572	14,216	12%	113,762
AKESOGEN		89,072	17,246	16%	106,318
TESTING MATTERS INC	626	88,933	15,397	15%	104,956
BPHL-TAMPA (SPECTRUM BLVD)	45	88,429	16,324	16%	104,798
UF HEALTH MEDICAL LAB	33	95,720	8,963	9%	104,716
AEGIS SCIENCES CORPORATION	880	86,678	15,135	15%	102,693
TAMPA GENERAL HOSPITAL	4	89,577	8,613	9%	98,194
KORVALABS, INC	1,285	91,501	4,700	5%	97,486
DIATHERIX LABORATORIES (VRL EUROFINs)		82,854	12,389	13%	95,243
SUNPATH MEDICAL DIAGNOSTICS LABORATORY	811	77,498	11,936	13%	90,245
BAPTIST HEALTH SOUTH FLORIDA	354	74,375	11,537	13%	86,266
ASCENSION ST VINCENT'S - RIVERSIDE	1	68,775	9,932	13%	78,708
JACKSON MEMORIAL HOSPITAL CLINICAL LAB	79	60,910	11,226	16%	72,215
SOUTH MIAMI HOSPITAL LAB	434	62,438	9,017	13%	71,889
LAKELAND REGIONAL MEDICAL CENTER	129	63,195	8,398	12%	71,722
UF HEALTH SHANDS HOSPITAL	473	59,335	4,429	7%	64,237

# COVID-19: testing by laboratory

Data through Mar 4, 2021 verified as of Mar 5, 2021 at 09:25 AM

Data in this report are provisional and subject to change.

The numbers in the table below represent the number of Florida and non-Florida residents for whom test results were received by the Department of Health. A person can be tested by more than one laboratory and can have both positive and negative results. **Therefore, the sum of the numbers in each column will be larger than the total number of people tested.**

Reporting lab	Inconclusive	Negative	Positive	Percent positive	Total
AMERICAN HEALTH ASSOCIATES	9	59,009	5,142	8%	64,160
INGENIOUS PERSONALIZED MEDICINE	200	49,972	10,341	17%	60,513
AIT LABORATORIES		52,080	6,356	11%	58,436
ARUP LABORATORIES	16	50,065	2,922	6%	53,003
APPLIED INGENUITY DIAGNOSTICS LLC		49,128	2,188	4%	51,316
BAPTIST HEALTH - JACKSONVILLE	4	47,309	3,877	8%	51,190
GENESIS REFERENCE LABORATORIES		44,991	5,057	10%	50,048
TALLAHASSEE MEMORIAL HOSPITAL	240	43,167	5,448	11%	48,855
VIRACOR EUROFINS		35,546	9,814	22%	45,360
SARASOTA MEMORIAL HOSPITAL MAIN LAB	12	41,027	3,627	8%	44,666
BROWARD GENERAL MEDICAL CENTER-CLINICAL LAB	2	39,144	4,257	10%	43,403
ADVENTIST HEALTH SYSTEMS SUNBELT INC DBA		38,498	4,508	10%	43,006
NICKLAUS CHILDREN'S HOSPITAL	68	36,506	5,020	12%	41,594
FLORIDA HOSPITAL - TAMPA	37	38,307	3,247	8%	41,591
MINUTECLINIC LLC		34,945	6,027	15%	40,972
MILLENNIUM PHYSICIAN GROUP	17	34,242	6,629	16%	40,888
LEE HEALTH - CAPE CORAL HOSPITAL	3	33,613	5,525	14%	39,141
UNIVERSITY OF MIAMI HOSPITAL	132	34,821	3,598	9%	38,551
DWIC OF TAMPA BAY INC		34,036	4,200	11%	38,236
ORANGE COUNTY CONVENTION CENTER		33,330	3,700	10%	37,030
UF HEALTH JACKSONVILLE	51	32,988	3,884	11%	36,923
ECCO LAB GROUP CO	512	30,646	4,604	13%	35,762
MIAMI DADE COUNTY		32,091	3,527	10%	35,618
MEDFAST URGENT CARE CENTERS, LLC	20	30,261	4,591	13%	34,872
WALGREENS	35	29,374	5,431	16%	34,840
NORTH FLORIDA REGIONAL MEDICAL CENTER		28,089	3,394	11%	31,483
MOUNT SINAI MEDICAL CENTER	10	28,014	3,043	10%	31,067
ST JOSEPHS HOSPITAL LABORATORY	23	26,992	3,545	12%	30,560
BRANDON REGIONAL HOSPITAL		26,743	3,516	12%	30,259
JUPITER MEDICAL CENTER LAB	81	27,406	2,682	9%	30,169
INTEGRATED REGIONAL LABORATORIES LLP	1	25,798	3,982	13%	29,781
STS LAB 2 LLC	6	28,111	1,457	5%	29,574
JFK MEDICAL CENTER LAB	1	24,281	3,150	11%	27,432
GENESIS MEDICAL LABORATORY	376	22,663	4,280	16%	27,319
PALMETTO GENERAL HOSPITAL LAB	3	22,563	4,565	17%	27,131
NIGHT LITE PEDIATRIC CENTER LLC		24,128	2,682	10%	26,810
WATSON CLINIC LLP		21,632	5,033	19%	26,665
HOLY CROSS HOSPITAL CLINICAL LAB	1	23,467	2,227	9%	25,695
MALABAR MEDICAL WALK IN CLINIC	1	21,261	4,270	17%	25,532
HEALTHLINK DIAGNOSTIC LABORATORIES	289	22,297	2,343	9%	24,929
ACCESS DX LABORATORY	223	22,037	2,083	9%	24,343
AVENTUS BIO LABS	16	21,147	3,131	13%	24,294
MORTON PLANT HOSPITAL-ADLER INSTITUTE	26	20,587	2,473	11%	23,086
PANCARE OF FLORIDA INC		20,139	2,460	11%	22,599

# COVID-19: testing by laboratory

Data through Mar 4, 2021 verified as of Mar 5, 2021 at 09:25 AM

Data in this report are provisional and subject to change.

The numbers in the table below represent the number of Florida and non-Florida residents for whom test results were received by the Department of Health. A person can be tested by more than one laboratory and can have both positive and negative results. **Therefore, the sum of the numbers in each column will be larger than the total number of people tested.**

Reporting lab	Inconclusive	Negative	Positive	Percent positive	Total
STATLAB_MOBILE	1	20,256	2,046	9%	22,303
LAB DIAGNOSTICS LLC	390	16,220	5,316	24%	21,926
DRS CLACK SPENCER WHITE & MCCORMACK PA D/B/A		19,616	1,998	9%	21,614
NAPLES COMMUNITY HOSPITAL	72	19,507	2,021	9%	21,600
SAINT MARY'S MEDICAL CENTER	24	18,818	2,204	10%	21,046
ADVENT HEALTH - DAYTONA BEACH	32	18,890	1,686	8%	20,608
PATIENTS FIRST LAKE ELLA MEDICAL CENTER PA		17,350	3,235	16%	20,585
EXACT SCIENCES LABORATORIES		18,177	2,307	11%	20,484
UNITED CLINICAL LABORATORY LLC	3	17,806	2,358	12%	20,167
CLEVELAND CLINIC HOSPITAL LAB	4	17,735	2,270	11%	20,009
INFINITY BIOLOGIX LLC	54	18,735	818	4%	19,607
CLEVELAND CLINIC TRADITION HOSPITAL		17,932	1,305	7%	19,237
BAYFRONT HEALTH - ST PETERSBURG	17	16,426	2,379	13%	18,822
OSCEOLA REGIONAL MEDICAL CENTER	1	15,900	2,275	13%	18,176
LEESBURG REGIONAL MEDICAL CENTER		15,765	2,185	12%	17,950
HEALTH CENTER AT SINAI RESIDENCES		16,930	506	3%	17,436
HOMESTEAD HOSPITAL CLINICAL LABORATORY	27	14,317	3,078	18%	17,422
BIOCERNA LABS	461	14,582	2,112	12%	17,155
MEMORIAL HOSPITAL JACKSONVILLE	8	14,398	2,721	16%	17,127
CLARITY LAB SOLUTIONS	93	14,784	1,823	11%	16,700
NORTHWEST MEDICAL CENTER	1	14,471	2,049	12%	16,521
WELLINGTON REGIONAL MED CTR LAB	6	14,468	1,795	11%	16,269
ORANGE PARK MEDICAL CENTER	9	13,648	2,612	16%	16,269
INDIAN RIVER PATHOLOGY LLC		14,965	1,255	8%	16,220
ACCESS MEDICAL LABORATORIES	4	8,099	7,685	49%	15,788
BETHESDA HOSPITAL EAST		14,273	1,465	9%	15,738
OAK HILL HOSPITAL		13,890	1,762	11%	15,652
DELRAY MEDICAL CENTER LAB	3	13,979	1,623	10%	15,605
FULGENT DIAGNOSTICS	170	14,444	978	6%	15,592
VISTA CLINICAL DIAGNOSTICS	481	13,290	1,730	11%	15,501
LAWNWOOD REGIONAL MEDICAL CENTER	1	13,096	2,119	14%	15,216
WEST KENDALL BAPTIST HOSPITAL	13	12,290	2,864	19%	15,167
MEMORIAL REGIONAL HOSPITAL CLINICAL LABORATORY	10	14,042	967	6%	15,019
PRIVA PATH LABS	76	13,746	950	6%	14,772
BAPTIST HEALTHCARE - BAPTIST HOSPITAL	5	11,555	3,130	21%	14,690
BAPTIST HEALTH - SOUTH		13,501	1,183	8%	14,684
THE HEALTHCARE DISTRICT OF PALM BEACH COUNTY	46	12,711	1,847	13%	14,604
LARGO MEDICAL CENTER		12,921	1,606	11%	14,527
INDIAN RIVER MEDICAL CENTER LAB		13,669	852	6%	14,521
LEE HEALTH - LEE MEMORIAL HOSPITAL		10,873	3,572	25%	14,445
WINTER HAVEN HOSPITAL CLINICAL LABORATORY	4	12,174	2,209	15%	14,387
UHEALTH CORAL GABLES/LENNAR MED CTR	35	13,443	901	6%	14,379
NONA SCIENTIFIC	5	11,026	3,126	22%	14,157
ADVENTHEALTH CENTRA CARE LAKE BUENA VISTA		12,547	1,603	11%	14,150

# COVID-19: testing by laboratory

Data through Mar 4, 2021 verified as of Mar 5, 2021 at 09:25 AM

Data in this report are provisional and subject to change.

The numbers in the table below represent the number of Florida and non-Florida residents for whom test results were received by the Department of Health. A person can be tested by more than one laboratory and can have both positive and negative results. **Therefore, the sum of the numbers in each column will be larger than the total number of people tested.**

Reporting lab	Inconclusive	Negative	Positive	Percent positive	Total
WEST FLORIDA HOSPITAL LAB	1	10,930	2,986	21%	13,917
CARDIOPATH	84	12,016	1,725	12%	13,825
MEDICAL CENTER OF TRINITY CLINICAL LABORATORY	2	12,118	1,418	10%	13,538
PALMS WEST HOSPITAL LAB	2	11,542	1,875	14%	13,419
MOLECULAR INFECTIOUS DISEASES	475	12,508	422	3%	13,405
MEDRITE MEDICAL CARE, PC	6,328	6,421	606	5%	13,355
GOOD SAMARITAN MEDICAL CENTER LAB	2	11,514	1,719	13%	13,235
NEMOURS CHILDRENS HOSPITAL	1	12,439	746	6%	13,186
WESTSIDE REGIONAL MED CTR	2	11,251	1,929	15%	13,182
AMELIA EARHART		11,340	1,842	14%	13,182
MERCY HOSPITAL A CAMPUS OF PLANTATION GEN HOSP LAB	1	10,965	2,017	16%	12,983
REGIONAL MEDICAL CENTER BAYONET POINT	2	11,702	1,021	8%	12,725
GULF COAST MEDICAL CENTER MICROLAB		9,912	2,727	22%	12,639
ST ANTHONY'S HOSPITAL LAB	30	11,021	1,516	12%	12,567
THE VILLAGES REGIONAL HOSPITAL		11,224	1,296	10%	12,520
LAKE CITY HM		11,147	988	8%	12,135
CAPITAL REGIONAL MEDICAL CTR		9,700	2,352	20%	12,052
BINAXNOW	9	9,173	2,851	24%	12,033
AVENTURA HOSPITAL LAB		9,737	2,265	19%	12,002
CORAL GABLES HOSPITAL CLINICAL LABORATORY		10,059	1,873	16%	11,932
FLORIDA HOSPITAL WATERMAN LABORATORY	70	10,997	862	7%	11,929
HALIFAX MEDICAL CENTER LAB	37	10,080	1,734	15%	11,851
PWN HEALTH	17	9,758	2,073	17%	11,848
WEST BOCA MEDICAL CENTER LAB		10,867	881	7%	11,748
BLAKE MEDICAL CENTER		10,283	1,462	12%	11,745
GENOVA DIAGNOSTICS LABORATORY	62	10,644	1,038	9%	11,744
ST MARKS HOSPITAL LABORATORY B	78	10,627	1,002	9%	11,707
BAPTIST HEALTH SOUTH FLORIDA - WEST KENDALL URGENT CARE		9,758	1,884	16%	11,642
ST JOSEPHS HOSPITAL	18	10,061	1,551	13%	11,630
FLORIDA LABORATORY ANALYSIS		10,144	1,475	13%	11,619
MANATEE MEMORIAL HOSPITAL		10,530	996	9%	11,526
LEE HEALTH - HEALTH PARK MEDICAL CENTER		9,656	1,841	16%	11,497
PATHNOSTICS	41	9,003	2,376	21%	11,420
PALM BEACH GARDENS MEDICAL CTR LAB		10,160	1,112	10%	11,272
COAST DIAGNOSTICS LLC	45	9,981	1,224	11%	11,250
LARKIN COMMUNITY HOSPITAL	10	9,702	1,467	13%	11,179
PRECISION HEALTH RESOURCES LLC		10,382	680	6%	11,062
MEASE COUNTRYSIDE LAB	14	9,674	1,193	11%	10,881
NATIONWIDE LABORATORY SERVICES INC	364	9,020	1,391	13%	10,775
LAKE CITY MEDICAL CENTER		8,550	2,182	20%	10,732
VIKOR SCIENTIFIC	49	8,858	1,794	17%	10,701
FLORIDA HOSPITAL HEARTLAND MED CTR CLINICAL LAB	33	9,259	1,380	13%	10,672
LABS ASAP LLC		9,592	1,043	10%	10,635
SYNERGY DIAGNOSTIC LABORATORY	93	9,318	1,171	11%	10,582
PLANTATION GENERAL HOSPITAL		8,831	1,622	16%	10,453
LARKIN COMMUNITY HOSPITAL INC DBA CARDIOTROPIC		6,819	3,620	35%	10,439

# COVID-19: testing by laboratory

Data through Mar 4, 2021 verified as of Mar 5, 2021 at 09:25 AM

Data in this report are provisional and subject to change.

The numbers in the table below represent the number of Florida and non-Florida residents for whom test results were received by the Department of Health. A person can be tested by more than one laboratory and can have both positive and negative results. **Therefore, the sum of the numbers in each column will be larger than the total number of people tested.**

Reporting lab	Inconclusive	Negative	Positive	Percent positive	Total
ADVENT HEALTH - WESLEY CHAPEL	14	9,339	976	9%	10,329
EXPRESS GENE MOLECULAR DIAGNOSTICS LABORATORY		8,800	1,414	14%	10,214
FLORIDA MEDICAL CENTER - A CAMPUS OF NORTH SHORE	2	8,894	1,229	12%	10,125
DOCTORS HOSPITAL	7	8,406	1,640	16%	10,053
AMERICAN FAMILY CARE	1	5,671	4,344	43%	10,016
SARKIS CLINICAL TRIALS	25	8,722	1,258	13%	10,005
CENTRAL FLORIDA REGIONAL HOSPITAL		8,942	1,034	10%	9,976
LEON MEDICAL CENTERS LLC		7,825	2,096	21%	9,921
SRQ DRIVE THROUGH		8,944	905	9%	9,849
NORTHSIDE HOSPITAL AND HEART INSTITUTE		8,817	997	10%	9,814
LABSTAT LLC	5	9,290	437	4%	9,732
AVECINA	20	8,995	699	7%	9,714
CORAL SPRINGS MED CTR		8,716	947	10%	9,663
P4 CLINICAL, LLC	204	8,501	956	10%	9,661
PALM BEACH BALL PARK		8,605	1,017	11%	9,622
AVECINA MEDICAL	4	6,203	3,413	35%	9,620
NCF DIAGNOSTICS & DNA TECHNOLOGIES LAB	157	8,889	501	5%	9,547
ADVENTHEALTH CENTRA CARE WATERFORD LAKES		7,973	1,540	16%	9,513
FLORIDA HOSPITAL DELAND	10	8,263	1,192	13%	9,465
BOSTON HEART DIAGNOSTICS CORP		8,232	1,198	13%	9,430
CernerELR_Advent		8,142	1,259	13%	9,401
BAPTIST HEALTH SOUTH FLORIDA - COUNTRY WALK URGENT CARE		7,493	1,562	17%	9,055
CERNERELR_BAYCARE	43	8,320	616	7%	8,979
WEST PALM HOSPITAL LAB		8,257	708	8%	8,965
OCALA REGIONAL MEDICAL CENTER		7,711	1,175	13%	8,886
INFORM DIAGNOSTICS, INC		8,383	498	6%	8,881
BROWARD HEALTH NORTH CLINICAL LABORATORY		7,797	1,000	11%	8,797
MEDARBOR DIAGNOSTICS	1	7,678	1,114	13%	8,793
FLORIDA HOSPITAL FLAGLER	29	7,959	794	9%	8,782
ADVENTHEALTH CENTRA CARE ST CLOUD	1	7,558	1,207	14%	8,766
INFINITY BIOLOGIX LLC (GINKO BIOWORKS)	33	8,441	254	3%	8,728
HEALTHQUEST ESOTERICS		7,318	1,408	16%	8,726
NORTH SHORE MEDICAL CENTER		7,236	1,480	17%	8,716
FLORIDA HOSPITAL ZEPHYRHILLS	10	7,650	935	11%	8,595
LEE HEALTH - GULF COAST MEDICAL CENTER	2	6,864	1,715	20%	8,581
FLORIDA HOSPITAL OF CARROLLWOOD	23	7,245	1,178	14%	8,446
SYNERGY LABORATORIES	30	7,317	1,085	13%	8,432
AVECINA MEDICAL OAKLEAF	3	6,977	1,330	16%	8,310
CERNERELR_BAPTISTMIAMI	31	7,313	862	11%	8,206
MIAMI BEACH CONVENTION CENTER		7,803	375	5%	8,178
H LEE MOFFITT CANCER CENTER LABORATORY	1	7,914	220	3%	8,135
CLEVELAND CLINIC MARTIN SOUTH HOSPITAL	1	7,204	890	11%	8,095
SOUTH BAY HOSPITAL CLINICAL LAB	1	7,218	868	11%	8,087
ALL CHILDREN'S HOSPITAL		7,507	555	7%	8,062
SANTA ROSA MEDICAL CENTER		6,633	1,412	18%	8,045
BAPTIST HEALTH - BEACHES		7,373	644	8%	8,017



# COVID-19: testing by laboratory

Data through Mar 4, 2021 verified as of Mar 5, 2021 at 09:25 AM

Data in this report are provisional and subject to change.

The numbers in the table below represent the number of Florida and non-Florida residents for whom test results were received by the Department of Health. A person can be tested by more than one laboratory and can have both positive and negative results. **Therefore, the sum of the numbers in each column will be larger than the total number of people tested.**

Reporting lab	Inconclusive	Negative	Positive	Percent positive	Total
BAPTIST HEALTH SOUTH FLORIDA - MIAMI LAKES URGENT CARE		6,203	1,687	21%	7,890
BAYCARE COMMUNITY HEALTH		7,644	190	2%	7,834
POINCIANA MEDICAL CENTER		6,123	1,701	22%	7,824
MEMORIAL HOSPITAL WEST LABORATORY SERVICES	14	7,084	710	9%	7,808
GENE BY GENE, GENOMICS RESEARCH CENTER LAB	44	7,229	439	6%	7,712
ANNE BATES LEACH EYE HOSPITAL/ ABLEH MICROBIOLOGY LABORATORY	9	7,563	106	1%	7,678
ISPM LABS, LLC DBA CAPSTONE DIAGNOSTICS, LLC		7,252	383	5%	7,635
KD MEDICAL CHOICE LLC	5	6,903	723	9%	7,631
NCH NORTH NAPLES HOSPITAL LAB	15	6,733	830	11%	7,578
MEMORIAL HOSPITAL MICRO		7,047	505	7%	7,552
CLEVELAND CLINIC MARTIN NORTH HOSPITAL		6,668	863	11%	7,531
WEST MARION COMMUNITY HOSPITAL LAB		6,226	1,281	17%	7,507
ADVENTHEALTH CENTRA CARE CLERMONT		6,378	1,038	14%	7,416
ST LUCIE MEDICAL CENTER		5,907	1,424	19%	7,331
ADVENTHEALTH CENTRA CARE UNIVERSITY	1	6,470	819	11%	7,290
ARCPPOINT LABS OF FORT MYERS	4	6,364	891	12%	7,259
MORTON PLANT-MEASE	5	6,566	684	9%	7,255
LAKEWOOD RANCH MEDICAL CENTER		6,664	578	8%	7,242
ADVENTHEALTH CENTRA CARE WINTER PARK		6,467	714	10%	7,181
FLORIDA HOSPITAL FISH MEMORIAL	19	6,086	1,064	15%	7,169
ADVENTHEALTH CENTRA CARE WINTER GARDEN	1	6,367	792	11%	7,160
BAPTIST HEALTH SOUTH FLORIDA - WESTCHESTER URGENT CARE		5,651	1,237	18%	6,888
LUMINUS DIAGNOSTICS		6,273	553	8%	6,826
ADVENTHEALTH CENTRA CARE LAKELAND	1	5,923	894	13%	6,818
FLORIDA HOSPITAL Ocala		5,850	909	13%	6,759
HIALEAH HOSPITAL	4	5,197	1,481	22%	6,682
AVERO DIAGNOSTICS - IRVING	11	6,185	470	7%	6,666
ADVENTHEALTH CENTRA CARE DR PHILLIPS		6,027	626	9%	6,653
INDIAN RIVER MEDICAL CENTER		5,758	881	13%	6,639
ADVENTHEALTH CENTRA CARE LEE ROAD		5,945	684	10%	6,629
BAPTIST HEALTH SOUTH FLORIDA - DORAL URGENT CARE		5,281	1,309	20%	6,590
VISTA CLINICAL	8	3,870	2,712	41%	6,590
MEDEXPRESS URGENT CARE	2	4,451	2,083	32%	6,536
NCH DOWNTOWN NAPLES HOSPITAL	15	5,816	605	9%	6,436
OVIEDO MEDICAL CENTER		5,768	662	10%	6,430
UNKNOWN	3	3,359	3,010	47%	6,372
HOLIDAY CVS LLC		6,082	286	4%	6,368
EMERALD COAST URGENT CARE		4,881	1,460	23%	6,341
BAPTIST HEALTH - NASSAU		5,985	345	5%	6,330
BAYFRONT HEALTH - PORT CHARLOTTE		5,810	499	8%	6,309
ADVENTHEALTH CENTRA CARE HUNTERS CREEK	3	5,433	853	14%	6,289
ATLANTIS URGENT CARE	1	4,689	1,579	25%	6,269
IMPERIAL POINT MEDICAL CENTER		5,693	537	9%	6,230
ST JOSEPHS NORTH HOSPITAL LAB	7	5,326	874	14%	6,207
COMMUNITY HEALTH CENTERS OF PINELLAS INC		4,928	1,239	20%	6,167
ADVENTHEALTH CENTRA CARE SANFORD		5,460	705	11%	6,165

# COVID-19: testing by laboratory

Data through Mar 4, 2021 verified as of Mar 5, 2021 at 09:25 AM

Data in this report are provisional and subject to change.

The numbers in the table below represent the number of Florida and non-Florida residents for whom test results were received by the Department of Health. A person can be tested by more than one laboratory and can have both positive and negative results. **Therefore, the sum of the numbers in each column will be larger than the total number of people tested.**

Reporting lab	Inconclusive	Negative	Positive	Percent positive	Total
SOLARIS DIAGNOSTICS	10	5,561	569	9%	6,140
ADVENTHEALTH CENTRA CARE MOUNT DORA		5,105	977	16%	6,082
MEDEXPRESS URGENT CARE OF BOYNTON BEACH LLC		5,643	435	7%	6,078
ADVENTHEALTH CENTRA CARE LAKE MARY	2	5,290	779	13%	6,071
ST PETERSBURG GENERAL HOSPITAL		5,108	928	15%	6,036
FORT WALTON BEACH MEDICAL CENTER		5,102	882	15%	5,984
ADVENTHEALTH CENTRA CARE KISSIMMEE		5,368	611	10%	5,979
ADVENTHEALTH CENTRA CARE APOPKA	1	5,094	822	14%	5,917
BAYFRONT HEALTH - VENICE REGIONAL MEDICAL	1	5,374	537	9%	5,912
NCH NORTH NAPLES HOSPITAL	6	5,215	650	11%	5,871
CLINICAL REFERENCE LABORATORY	2	5,520	291	5%	5,813
SUNCOAST PATHOLOGY ASSOCIATES		5,256	505	9%	5,761
ADVENTIST HEALTH SYSTEMS, SUNBELT INC		5,026	708	12%	5,734
EMPIRE CITY LABORATORIES INC	64	4,822	786	14%	5,672
MEDEXPRESS URGENT CARE HUDSON		4,906	764	13%	5,670
FLORIDA HOSPITAL NORTH PINELLAS	11	5,185	461	8%	5,657
BAPTIST HEALTH SOUTH FLORIDA - PEMBROKE PINES URGENT CARE		4,695	936	17%	5,631
PARAMOUNT URGENT CARE	2	2,889	2,722	48%	5,613
ADVENTHEALTH CENTRA CARE ALTAMONTE		4,901	693	12%	5,594
NORTHWEST FLORIDA COMMUNITY HOSPITAL	39	4,096	1,413	25%	5,548
EGLIN AIR FORCE BASE	13	3,951	1,527	28%	5,491
ADVENTHEALTH EXPRESS CARE		4,486	981	18%	5,467
TROPICANA FIELD - LOT 2	19	4,936	488	9%	5,443
SOUTH FLORIDA BAPTIST HOSPITAL MICRO	4	4,544	894	16%	5,442
SUNRISE MEDICAL LABORATORIES	2	5,050	374	7%	5,426
MICROGEN DX	4	4,704	689	13%	5,397
ANGEL KIDS PEDIATRICS		5,043	308	6%	5,351
DOCTORS URGENT CARE LLC	1	4,332	990	19%	5,323
URGENT CARE OF THE PALM BEACHES		4,427	870	16%	5,297
MARTIN HOSPITAL SOUTH LAB		4,966	288	5%	5,254
ADVENTHEALTH CENTRA CARE AZALEA PARK		4,500	754	14%	5,254
PUTNAM COMMUNITY MEDICAL CENTER		4,550	677	13%	5,227
PRO CLINIC		4,165	1,055	20%	5,220
DYNIX DIAGNOSTIX		4,732	469	9%	5,201
AHCC WESLEY CHAPEL		4,623	564	11%	5,187
MEDICAL DNA LABS LLC	3	4,680	452	9%	5,135
BAPTIST HEALTH SOUTH FLORIDA - CORAL SPRINGS URGENT CARE		4,401	715	14%	5,116
ADVENTHEALTH CENTRA CARE OVIEDO		4,391	709	14%	5,100
QDX PATHOLOGY SERVICES	2	4,723	374	7%	5,099
TRINITY SPRINGS		4,356	729	14%	5,085
LEE HEALTH CONVENIENT CARE - PAGE FIELD		4,454	609	12%	5,063
COASTAL MED URGENT CARE		3,515	1,477	30%	4,992
ESCAMBIA COMMUNITY CLINICS INC	8	3,741	1,241	25%	4,990
ACUTIS DIAGNOSTICS	17	3,974	997	20%	4,988
UNIVERSITY HOSPITAL AND MEDICAL CENTER		3,749	1,177	24%	4,926
URGENT CARE CURE	2	4,186	687	14%	4,875

# COVID-19: testing by laboratory

Data through Mar 4, 2021 verified as of Mar 5, 2021 at 09:25 AM

Data in this report are provisional and subject to change.

The numbers in the table below represent the number of Florida and non-Florida residents for whom test results were received by the Department of Health. A person can be tested by more than one laboratory and can have both positive and negative results. **Therefore, the sum of the numbers in each column will be larger than the total number of people tested.**

Reporting lab	Inconclusive	Negative	Positive	Percent positive	Total
BAPTIST HEALTH - NORTH		3,812	1,054	22%	4,866
ADVENTHEALTH CENTRA CARE LONGWOOD		4,285	568	12%	4,853
HEALTH FIRST ADVENTHEALTH CENTRA CARE - TITUSVILLE		4,110	726	15%	4,836
MINUTECLINIC		4,171	664	14%	4,835
ADVENT HEALTH - HEART OF FLORIDA ER	1	4,156	677	14%	4,834
FLORIDA FAMILY LABORATORY, INC DBA	40	4,388	404	8%	4,832
DOCTORS URGENT CARE OF LUTZ LLC	1	3,869	945	20%	4,815
FLORIDA COMMUNITY HEALTH CENTER		3,789	1,025	21%	4,814
MINUTECLINIC LLC #3703		3,960	847	18%	4,807
ADVENTHEALTH CENTRA CARE SOUTH ORANGE		4,113	677	14%	4,790
ADVENTHEALTH CENTRA CARE ORANGE LAKE		4,227	539	11%	4,766
PALMS OF PASADENA HOSPITAL		4,240	518	11%	4,758
MEDEXPRESS URGENT CARE - ESTERO		4,225	479	10%	4,704
ADVENTHEALTH CENTRA CARE PORT ORANGE		3,943	753	16%	4,696
BAPTIST HEALTH SOUTH FLORIDA - TAMIAI TRAIL URGENT CARE		3,778	905	19%	4,683
THE CENTER FOR URGENT CARE	3	3,887	778	17%	4,668
MEDEXPRESS URGENT CARE - ROYAL PALM BEACH		4,168	484	10%	4,652
PEDIATRIC HEALTH CARE ALLIANCE PA		4,257	386	8%	4,643
BAPTIST HEALTH SOUTH FLORIDA - KENDALE LAKES URGENT CARE		3,711	903	20%	4,614
DOCTORS HOSPITAL OF SARASOTA CLINICAL LABORATORY		4,013	592	13%	4,605
WESTCHESTER HOSPITAL	23	3,714	868	19%	4,605
NIGHT LITE PEDIATRICS	4	3,341	1,254	27%	4,599
ADVENTHEALTH CENTRA CARE SAND LAKE		4,099	465	10%	4,564
ADVENTHEALTH CENTRA CARE LEESBURG		3,703	835	18%	4,538
HEALTH FIRST ADVENTHEALTH CENTRA CARE GATEWAY	1	4,076	455	10%	4,532
MEDEXPRESS URGENT CARE - GOLDEN GATE		4,017	504	11%	4,521
BAPTIST HEALTH SOUTH FLORIDA - CORAL GABLES (UNIVERSITY) URGENT CARE		3,904	611	14%	4,515
MEDEXPRESS URGENT CARE PALM BEACH GARDENS		4,125	383	8%	4,508
MOFFITT CANCER CENTER	6	4,398	97	2%	4,501
TALLAHASSEE PRIMARY CARE ASSOCIATES		3,933	565	13%	4,498
RAULERSON HOSPITAL		3,710	770	17%	4,480
LABORATORY OF FLORIDA LLC	40	4,106	323	7%	4,469
MEASE DUNEDIN HOSPITAL	5	3,974	449	10%	4,428
MEDCOMP SCIENCES LLC	85	2,481	1,842	42%	4,408
BAPTIST HEALTH SOUTH FLORIDA - PINECREST URGENT CARE		3,807	597	14%	4,404
BAPTIST HEALTH SOUTH FLORIDA - CORAL GABLES URGENT CARE		3,627	725	17%	4,352
PARAMOUNT URGENT CARE - WINDERMERE	2	2,791	1,454	34%	4,247
BAPTIST HEALTH SOUTH FLORIDA - PALMETTO BAY URGENT CARE		3,544	679	16%	4,223
PALMS MEDICAL GROUP	5	2,966	1,243	29%	4,214
SPORTS DRUG TESTING LABORATORY	67	3,987	125	3%	4,179
MEDEXPRESS URGENT CARE - LAKELAND		3,664	490	12%	4,154
BAYFRONT HEALTH - SEVEN RIVERS		3,796	356	9%	4,152
BETHESDA HOSPITAL WEST		3,715	430	10%	4,145
ASCENSION SACRED HEART - EMERALD COAST		3,420	708	17%	4,128
GENESIS DIAGNOSTICS		3,828	241	6%	4,069
NIGHT LITE PEDIATRICS URGENT CARE	1	3,414	638	16%	4,053

# COVID-19: testing by laboratory

Data through Mar 4, 2021 verified as of Mar 5, 2021 at 09:25 AM

Data in this report are provisional and subject to change.

The numbers in the table below represent the number of Florida and non-Florida residents for whom test results were received by the Department of Health. A person can be tested by more than one laboratory and can have both positive and negative results. **Therefore, the sum of the numbers in each column will be larger than the total number of people tested.**

Reporting lab	Inconclusive	Negative	Positive	Percent positive	Total
BAYA PHARMACY & URGENT CARE		2,955	1,074	27%	4,029
VENTURE MEDICAL OF FLORIDA LLC		3,720	307	8%	4,027
PREMIER URGENT CARE OF BREVARD LLC	3	3,516	506	13%	4,025
MINUTECLINIC LLC #1067		3,501	511	13%	4,012
US BIOTEK LABORATORIES	14	3,629	365	9%	4,008
PHYSICIANS REGIONAL MEDICAL CENTER - PINE RIDGE RD	1	3,265	737	18%	4,003
TWIN CITIES HOSPITAL	1	3,467	500	13%	3,968
MEMORIAL HOSPITAL- MIRAMAR	12	3,628	300	8%	3,940
MINUTECLINIC LLC		3,380	554	14%	3,934
ADVENTHEALTH PROMPT CARE	2	2,785	1,099	28%	3,886
BAYFRONT HEALTH - BROOKSVILLE		3,415	459	12%	3,874
DOCTORS TEST CENTERS		3,386	435	11%	3,821
ADVENTHEALTH CENTRA CARE		3,399	421	11%	3,820
ADVENTHEALTH CENTRA CARE COLONIAL TOWN	2	3,387	397	10%	3,786
DESOTO MEMORIAL HOSPITAL	3	3,101	678	18%	3,782
MINUTECLINIC LLC #8396		3,223	554	15%	3,777
AMELIA URGENT CARE		2,131	1,576	43%	3,707
MINUTECLINIC LLC # 0709		3,169	536	14%	3,705
ACCU REFERENCE MEDICAL LAB	9	2,915	773	21%	3,697
ENGLEWOOD COMMUNITY HOSPITAL		3,358	338	9%	3,696
BAYFRONT HEALTH - PUNTA GORDA		3,367	270	7%	3,637
CLARITY LAB SOLUTIONS LLC		3,608	4	0%	3,612
LAKESIDE MEDICAL CENTER		2,825	783	22%	3,608
SIPARADIGM LLC	52	3,287	244	7%	3,583
BAPTIST HEALTH SOUTH FLORIDA - DAVIE URGENT CARE		2,955	620	17%	3,575
ALTRU DIAGNOSTICS INC	2	3,316	158	5%	3,476
BAYFRONT HEALTH - SPRING HILL		3,144	303	9%	3,447
MEDEXPRESS URGENT CARE CAPE CORAL		2,946	486	14%	3,432
MIDWAY SPECIALTY CARE CENTER DIAGNOSTICS	38	3,115	237	7%	3,390
IMMOKALEE CHD		3,155	234	7%	3,389
ADVENTIST HEALTH SYSTEMS SUNBELT IN DBA		3,018	367	11%	3,385
BAPTIST HEALTH SOUTH FLORIDA - WESTON URGENT CARE		2,972	407	12%	3,379
PHARMCO RX	2	3,089	238	7%	3,329
HOLMES REG MED CENTER CLINICAL LAB		2,868	453	14%	3,321
QUICK CARE MED PL	2	2,674	624	19%	3,300
BARTOW REGIONAL MEDICAL CENTER	1	2,761	526	16%	3,288
HEALTH FIRST ADVENTHEALTH CENTRA CARE COCOA		2,947	308	9%	3,255
HIGHLANDS REGIONAL MEDICAL CENTER		2,525	725	22%	3,250
MINUTE CLINIC LLC		2,800	416	13%	3,216
PRECISION HEALTH SOLUTIONS		3,014	171	5%	3,185
BAPTIST HEALTH URGENT CARE AT SAWGRASS		2,660	525	16%	3,185
MINUTECLINIC LLC #3631		2,663	478	15%	3,141
BAPTIST HEALTH SOUTH FLORIDA - BRICKELL URGENT CARE		2,587	529	17%	3,116
MC DIAGNOSTIC OF CONNECTICUT, PC #2220		2,664	438	14%	3,102
MINUTECLINIC LLC 5852		2,626	454	15%	3,080
BRASHEAR'S VITAL CARE CORP		2,428	645	21%	3,073

# COVID-19: testing by laboratory

Data through Mar 4, 2021 verified as of Mar 5, 2021 at 09:25 AM

Data in this report are provisional and subject to change.

The numbers in the table below represent the number of Florida and non-Florida residents for whom test results were received by the Department of Health. A person can be tested by more than one laboratory and can have both positive and negative results. **Therefore, the sum of the numbers in each column will be larger than the total number of people tested.**

Reporting lab	Inconclusive	Negative	Positive	Percent positive	Total
MEDEXPRESS URGENT CARE LEHIGH ACRES		2,684	386	13%	3,070
HOLIDAY CVS LLC DBA CVS PHARMACY #5154		2,986	82	3%	3,068
WELLINGTON REGIONAL MEDICAL CENTER		2,785	278	9%	3,063
HEALTH FIRST ADVENTHEALTH CENTRA CARE MALABAR		2,736	299	10%	3,035
SELECT LABORATORIES - MARION COUNTY, FL LLC	5	2,704	305	10%	3,014
MEDEXPRESS URGENT CARE - DELAND		2,696	318	11%	3,014
WALGREEN CO	2	2,664	334	11%	3,000
MINUTECLINIC LLC #3463		2,506	479	16%	2,985
PROHEALTH	3	1,429	1,547	52%	2,979
ADVENTHEALTH CENTRA CARE KIDS LAKE MARY		2,730	218	7%	2,948
LEE DAVIS COMMUNITY RESOURCE CENTER		2,569	377	13%	2,946
VERILY LIFE SCIENCES		2,906	32	1%	2,938
MINUTECLINIC LLC #5249		2,333	601	20%	2,934
VETERANS AFFAIRS MEDICAL CENTER - ORLANDO	1	1,343	1,577	54%	2,921
PRIMEHEALTH URGENT CARE INC		2,503	406	14%	2,909
ADVENT HEALTH CENTRA CARE -WINTER PARK KIDS URGENT CARE	4	2,644	252	9%	2,900
MINUTECLINIC LLC #5253		2,397	493	17%	2,890
STONE CLINICAL LABORATORIES		2,790	96	3%	2,886
WALGREENS ORLANDO	3	2,536	340	12%	2,879
MEMORIAL HOSPITAL PEMBROKE	3	2,527	338	12%	2,868
BMCT Molecular Diagnostics Subsection		2,348	497	17%	2,845
ADVENT HEALTH - NEW SMYRNA		2,257	563	20%	2,820
CARENOW URGENT CARE		1,719	1,100	39%	2,819
MEDONE PLLC		2,120	691	25%	2,811
BAPTIST HEALTH - CLAY		2,370	377	14%	2,747
NXGEN MDX LLC	4	2,439	295	11%	2,738
PARAMOUNT URGENT CARE INC		979	1,757	64%	2,736
ACCESS POINT HEALTHCARE URGENT & PRIMARY CARE	2	2,059	668	24%	2,729
MARINERS HOSPITAL		2,463	264	10%	2,727
BAPTIST HEALTH EMERGENCY CENTER COUNTRY WALK	1	2,294	430	16%	2,725
CITRUS MEMORIAL HOSPITAL LABORATORY		2,248	460	17%	2,708
MARION E FETHER MEDICAL CENTER, THE		2,477	223	8%	2,700
GESSLER CLINIC	2	1,814	884	33%	2,700
MINUTECLINIC LLC #5190		2,253	445	16%	2,698
SCION LAB SERVICES LLC	24	2,463	199	7%	2,686
BLUE MED CONSULTANTS		2,571	107	4%	2,678
MINUTECLINIC LLC #4415		2,233	420	16%	2,653
MINUTECLINIC LLC #5854		2,234	419	16%	2,653
MEDEXPRESS URGENT CARE - VERO BEACH		2,290	345	13%	2,635
SACRED HEART HEALTH SYSTEM, INC	1	1,770	861	33%	2,632
EMERALD COAST URGENT CARE, LLC	1	1,968	660	25%	2,629
PARAMOUNT URGENT CARE - ORLANDO		1,729	896	34%	2,625
BAPTIST HEALTHCARE - GULF BREEZE HOSPITAL	3	2,161	451	17%	2,615
ADVENT HEALTH - OCALA		2,124	447	17%	2,571
MEDEXPRESS FORT MYERS		2,245	314	12%	2,559
CELESTA MEDICAL SERVICES LLC DBA - AMERICAN RESEARCH LABS		2,322	227	9%	2,549

# COVID-19: testing by laboratory

Data through Mar 4, 2021 verified as of Mar 5, 2021 at 09:25 AM

Data in this report are provisional and subject to change.

The numbers in the table below represent the number of Florida and non-Florida residents for whom test results were received by the Department of Health. A person can be tested by more than one laboratory and can have both positive and negative results. **Therefore, the sum of the numbers in each column will be larger than the total number of people tested.**

Reporting lab	Inconclusive	Negative	Positive	Percent positive	Total
PARAMOUNT URGENT CARE - OVIEDO		1,739	801	32%	2,540
MEDEXPRESS URGENT CARE CORAL SPRINGS		2,270	254	10%	2,524
BAPTIST HEALTH - OAKLEAF		2,086	436	17%	2,522
LOWER KEYS MEDICAL CENTER		2,256	260	10%	2,516
EMERALD COAST URGENT CARE LLC		1,804	654	27%	2,458
MINUTECLINIC LLC #3662		2,092	365	15%	2,457
ADVENTHEALTH CENTRA CARE CONWAY		2,084	372	15%	2,456
MINUTECLINIC LLC #7886		2,099	326	13%	2,425
MINUTECLINIC, LLC #4015		1,867	555	23%	2,422
BAPTIST HEALTH SOUTH FLORIDA - MIAMI BEACH URGENT CARE		2,072	346	14%	2,418
COMMUNITY HEALTH NORTHWEST FLORIDA	4	1,856	549	23%	2,409
MINUTECLINIC LLC #5214		2,046	332	14%	2,378
MEDEXPRESS URGENT CARE - CLEWISTON		1,990	385	16%	2,375
PHYSICIANS STAT LAB	3	1,066	1,284	55%	2,353
MINUTECLINIC LLC #7887		2,081	265	11%	2,346
MINUTECLINIC LLC #1771		1,956	372	16%	2,328
MINUTECLINIC LLC # 3930		1,989	326	14%	2,315
LEE HEALTH - COCONUT POINT CLINICAL LAB	2	1,872	433	19%	2,307
PHYSICIAN ASSOCIATES		2,068	237	10%	2,305
MINUTECLINIC LLC # 0514		2,034	270	12%	2,304
BAY MEDICAL CENTER SACRED HEART HEALTH SYSTEM		1,741	555	24%	2,296
MINUTECLINIC LLC #4458		1,866	419	18%	2,285
DR G'S URGENT CARE		1,964	293	13%	2,257
MINUTECLINIC LLC #3814		1,896	359	16%	2,255
MINUTECLINIC LLC #1055		1,809	446	20%	2,255
DONALD W ROBERTSON DO PA		1,751	496	22%	2,247
PHYSICIANS REGIONAL MEDICAL CENTER - COLLIER BLVD	1	1,526	710	32%	2,237
PRIMEHEALTH URGENT CARE	1	1,865	361	16%	2,227
MINUTECLINIC LLC #7225		1,914	306	14%	2,220
AMELIA EXPRESS CARE LLC	10	1,889	309	14%	2,208
MINUTECLINIC LLC # 3686		1,893	307	14%	2,200
MINUTECLINIC LLC #3003		1,741	448	20%	2,189
MINUTECLINIC LLC #3705		1,907	273	13%	2,180
PATIENTS FIRST - THOMASVILLE ROAD		1,912	256	12%	2,168
FLORIDA MEDICAL CLINIC	3	999	1,160	54%	2,162
MEDEXPRESS URGENT CARE BOCA RATON		1,977	184	9%	2,161
MINUTECLINIC, LLC #3204		1,783	364	17%	2,147
TAMPA COMMUNITY HOSPITAL		1,814	317	15%	2,131
MINUTECLINIC LLC #7973		1,844	285	13%	2,129
CORE DIAGNOSTIC LABORATORIES LLC	17	1,788	320	15%	2,125
MINUTECLINIC LLC #3291		1,852	267	13%	2,119
ASCENSION SACRED HEART - GULF		1,596	515	24%	2,111
MINUTECLINIC LLC #5069		1,744	363	17%	2,107
ASSOCIATED PATHOLOGISTS, LLC	3	1,716	378	18%	2,097
MINUTECLINIC LLC #3257		1,730	359	17%	2,089
WHOLE FAMILY HEALTH CENTER INC		1,738	350	17%	2,088

# COVID-19: testing by laboratory

Data through Mar 4, 2021 verified as of Mar 5, 2021 at 09:25 AM

Data in this report are provisional and subject to change.

The numbers in the table below represent the number of Florida and non-Florida residents for whom test results were received by the Department of Health. A person can be tested by more than one laboratory and can have both positive and negative results. **Therefore, the sum of the numbers in each column will be larger than the total number of people tested.**

Reporting lab	Inconclusive	Negative	Positive	Percent positive	Total
ADVENT HEALTH - DADE CITY		1,827	260	12%	2,087
ADVENTHEALTH CENTRA CARE WINTER HAVEN	1	1,352	718	35%	2,071
UNIVERSITY OF NORTH FLORIDA STUDENT HEALTH		1,998	66	3%	2,064
KEYS AHEC SCHOOL MEDICAL CLINIC	13	1,932	119	6%	2,064
BOND URGENT CARE LLC		1,537	524	25%	2,061
BAYFRONTVENICEREGIONAL		1,951	86	4%	2,037
INTELEX LABS, LLC		1,970	64	3%	2,034
AFC PHYSICIANS OF FLORIDA		1,532	497	24%	2,029
MINUTECLINIC LLC # 7933		1,778	251	12%	2,029
FLOWERS HOSPITAL		1,829	188	9%	2,017
MINUTECLINIC, LLC #5817		1,650	358	18%	2,008
MINUTECLINIC, LLC (CLINIC 10699)		1,731	273	14%	2,004
MINUTECLINIC LLC #3748		1,613	390	19%	2,003
CAREFAST+	1	1,293	708	35%	2,002
MINUTECLINIC LLC #7173		1,756	244	12%	2,000
CHARLES AIESI CONSULTING INC	8	1,761	228	11%	1,997
PARRISH MEDICAL CENTER	1	1,744	250	13%	1,995
JUPITER MEDICAL CENTER URGENT CARE		1,510	466	24%	1,976
MINUTECLINIC LLC #5924		1,675	290	15%	1,965
MEDIQUICK URGENT CARE CENTERS INC		1,416	543	28%	1,959
DOC SMILEY'S URGENT CARE		1,706	247	13%	1,953
MINUTECLINIC LLC #4024		1,676	274	14%	1,950
MINUTECLINIC LLC #3255		1,678	272	14%	1,950
GENUS3		1,873	72	4%	1,945
MINUTECLINIC LLC #5216		1,669	275	14%	1,944
EMERGENCY PHYSICIANS MEDICAL CENTER		889	1,051	54%	1,940
EXACT SCIENCES LABORATORIES, LLC		1,745	194	10%	1,939
MINUTECLINIC LLC #4612		1,536	392	20%	1,928
MINUTECLINIC LLC #3654		1,596	323	17%	1,919
JACKSON HOSPITAL CLINICAL LABORATORY		1,633	281	15%	1,914
JOHNS HOPKINS ALL CHILDREN'S HOSPITAL		1,811	98	5%	1,909
MINUTECLINIC LLC # 3579		1,618	280	15%	1,898
MEDFAST URGENT CARE CENTERS LLC		564	1,325	70%	1,889
MINUTECLINIC LLC #3648		1,522	364	19%	1,886
NCHMD INC		1,573	304	16%	1,877
MEDEXPRESS PORT CHARLOTTE		1,698	168	9%	1,866
HEALTH CARE DISTRICT OF PALM BEACH COUNTY	1	1,674	190	10%	1,865
LAKE WALES MEDICAL CENTER INC		1,615	245	13%	1,860
MEDIPATH LLC		1,531	329	18%	1,860
PENSACOLA PEDIATRICS PA	1	1,681	167	9%	1,849
MINUTECLINIC LLC #3285		1,600	244	13%	1,844
MINUTECLINIC LLC #3635		1,582	237	13%	1,819
AFC PHYSICIANS OF FLORIDA PA		1,364	453	25%	1,817
NCH NORTHEAST	7	1,410	399	22%	1,816
MARTIN HEALTH SYSTEM - ST LUCIE WEST		1,643	169	9%	1,812
MINUTECLINIC LLC #1807		1,520	284	16%	1,804



# COVID-19: testing by laboratory

Data through Mar 4, 2021 verified as of Mar 5, 2021 at 09:25 AM

Data in this report are provisional and subject to change.

The numbers in the table below represent the number of Florida and non-Florida residents for whom test results were received by the Department of Health. A person can be tested by more than one laboratory and can have both positive and negative results. **Therefore, the sum of the numbers in each column will be larger than the total number of people tested.**

Reporting lab	Inconclusive	Negative	Positive	Percent positive	Total
PHYSICIANS PRIMARY CARE	2	1,561	225	13%	1,788
MINI ER WATERFORD LAKES, THE		1,525	257	14%	1,782
DOC SMILEYS URGENT CARE LLC		1,446	331	19%	1,777
MINUTECLINIC LLC #4201		1,555	219	12%	1,774
BARDMOOR LABORATORY	9	1,503	261	15%	1,773
RIVER TOWN DIAGNOSTIC LLC		1,464	283	16%	1,747
MINUTECLINIC LLC #1821		1,567	174	10%	1,741
Community_Health		1,533	199	11%	1,732
JW PLASTIC SURGERY		1,449	244	14%	1,693
SPARROW HEALTHCARE	2	1,436	252	15%	1,690
LITTLE PINE PEDIATRICS	1	1,419	269	16%	1,689
IGENOMIX USA LLC	47	1,482	157	9%	1,686
MINUTECLINIC LLC #476		1,451	229	14%	1,680
NEIGHBORHOOD MEDICAL CENTER INC	17	1,481	178	11%	1,676
OPTUM LABS LLC	1	1,499	170	10%	1,670
NORTH SHORE LONG ISLAND JEWISH HEALTH	1	1,568	81	5%	1,650
LABORATORY SPECIALISTS OF MICHIGAN		1,361	282	17%	1,643
MINUTECLINIC LLC #8381		1,403	227	14%	1,630
GENESIS LABORATORY MANAGEMENT	14	1,375	229	14%	1,618
MINUTECLINIC LLC #1350		1,390	225	14%	1,615
LABTECH DIAGNOSTIC		1,322	286	18%	1,608
KETAMINE HEALTH CENTERS LLC		1,464	136	9%	1,600
OPTEO LABORATORY		1,561	34	2%	1,595
ELLENTON URGENT CARE		1,361	234	15%	1,595
BAPTIST HEALTH EMERGENCY CENTER AT WEST CORAL WAY		1,249	339	21%	1,588
MINUTECLINIC LLC #6007		1,378	210	13%	1,588
SHELL POINT NURSING PAVILION	1	1,501	71	5%	1,573
BAYFRONT HEALTH - CITRUS HILLS		1,358	211	13%	1,569
MELBOURNE MEDICAL LABORATORY	2	1,365	202	13%	1,569
FIU-HEALTH AUXILIARY LABORATORY	6	1,467	91	6%	1,564
ASSURANCE SCIENTIFIC LABORATORIES	1	1,264	283	18%	1,548
MINUTECLINIC LLC #3637		1,217	325	21%	1,542
MINUTECLINIC, LLC # 4469		1,312	224	15%	1,536
WHITE WILSON MEDICAL CENTER		192	1,311	87%	1,503
STEWART ROCKLEDGE HOSPITAL	1	1,262	232	16%	1,495
MINUTECLINIC LLC #3236		1,273	220	15%	1,493
BAPTIST HEALTH SOUTH FLORIDA - COUNTRY WALK URGENT CARE EXPRESS		1,260	224	15%	1,484
GENOME LLC	2	1,360	115	8%	1,477
FAU		1,342	123	8%	1,465
MINUTECLINIC LLC #1815		1,274	180	12%	1,454
MINUTECLINIC, LLC #3245		1,169	282	19%	1,451
ADVANCE MEDICAL OF NAPLES		326	1,124	78%	1,450
UHEALTH DEERFIELD BEACH/UMSYLVESTER DEERFIELD BEACH LABORATORY	3	1,380	55	4%	1,438
ED FRASER MEMORIAL HOSPITAL		1,189	243	17%	1,432
BIOCERNA LLC	9	1,257	164	11%	1,430
PATIENTS CHOICE LABORATORIES		831	592	42%	1,423



# COVID-19: testing by laboratory

Data through Mar 4, 2021 verified as of Mar 5, 2021 at 09:25 AM

Data in this report are provisional and subject to change.

The numbers in the table below represent the number of Florida and non-Florida residents for whom test results were received by the Department of Health. A person can be tested by more than one laboratory and can have both positive and negative results. **Therefore, the sum of the numbers in each column will be larger than the total number of people tested.**

Reporting lab	Inconclusive	Negative	Positive	Percent positive	Total
MINUTECLINIC LLC #5157		1,232	186	13%	1,418
ARCPPOINT LABS		848	549	39%	1,397
UNIVERSITY OF ALABAMA AT BIRMINGHAM		1,355	42	3%	1,397
COASTAL LABORATORIES	1	1,108	287	21%	1,396
MEDEXPRESS URGENT CARE - JAX ATLANTIC BLVD		1,182	200	14%	1,382
LAKELAND REGIONAL HEALTH PABLO		1,195	181	13%	1,376
PROJECT HEALTH, INC SUMTERVILLE	5	1,125	245	18%	1,375
FLORIDA DEPARTMENT OF HEALTH IN POLK COUNTY	2	1,062	303	22%	1,367
EUROFINS NTD, LLC		1,320	44	3%	1,364
BAPTIST HEALTH SOUTH FLORIDA - KEY BISCANE URGENT CARE EXPRESS		1,196	166	12%	1,362
ASCENSION ST VINCENT'S - SOUTHSIDE		1,309	49	4%	1,358
MINUTECLINIC LLC #214		1,162	191	14%	1,353
PEDIATRIC HEALTH CARE ALLIANCE - NORTHDAL		1,233	116	9%	1,349
TEMPUS CLINICAL LABORATORY	10	1,191	148	11%	1,349
BAPTIST HEALTHCARE - JAY HOSPITAL	1	980	366	27%	1,347
ADVANCED MEDICAL OF NAPLES LLC		1,182	154	12%	1,336
TREASURE COAST MEDICAL ASSOCIATES INC		747	569	43%	1,316
AMELIA EXPRESS CARE	1	715	596	45%	1,312
SMA LAB	9	1,149	149	11%	1,307
PARAMOUNT URGENT CARE VILLAGES		912	393	30%	1,305
UHEALTH CLINIC AT WALGREENS		1,049	252	19%	1,301
NYU HOSPITALS CENTER CLINICAL LABORATORIES		1,249	42	3%	1,291
VRL EUROFINS		1,234	36	3%	1,270
APALACHEE CORRECTIONAL INSTITUTION EAST UNIT		1,238	26	2%	1,264
FIRST QUALITY LABORATORY		1,177	82	7%	1,259
OPTUMCARE FLORIDA LLC		1,003	250	20%	1,253
TOM LEE COMMUNITY HEALTH CENTER		827	425	34%	1,252
CAREMED CLINIC LLC	1	974	272	22%	1,247
VAVA PARTNERS LLC		440	793	64%	1,233
HOLIDAY CVS LLC DBA CVSPHARMACY #5155		1,170	57	5%	1,227
CLINICORE		1,124	91	7%	1,215
PROHEALTH MEDICAL CLINIC		599	611	50%	1,210
READY RESPONDERS FLORIDA, PLLC		1,042	164	14%	1,206
ST ANNES NURSING CENTER		1,172	25	2%	1,197
PATIENTS FIRST LAKE ELLA MEDICAL CENTER		1,057	138	12%	1,195
ACCESS MEDICAL LABS		746	448	38%	1,194
PREMIER MEDICAL	1	1,097	94	8%	1,192
XPRESS URGENT CARE	4	1,008	180	15%	1,192
ER QUICKCARE PL		1,010	172	15%	1,182
VITRO MOLECULAR LABORATORIES	44	1,063	74	6%	1,181
SOLARIS HEALTHCARE PALATKA		1,063	104	9%	1,167
STAGEZERO LIFE SCIENCES INC	3	1,063	99	8%	1,165
MEDICAL CONSULTANTS OF FLORIDA, LLC	1	976	184	16%	1,161
PALM BAY HOSPITAL CLINICAL LABORATORY		807	349	30%	1,156
NORTH FLORIDA PEDIATRICS-TALLAHASSEE	1	1,050	98	9%	1,149
EPN URGENT CARE NAPLES	2	779	367	32%	1,148

# COVID-19: testing by laboratory

Data through Mar 4, 2021 verified as of Mar 5, 2021 at 09:25 AM

Data in this report are provisional and subject to change.

The numbers in the table below represent the number of Florida and non-Florida residents for whom test results were received by the Department of Health. A person can be tested by more than one laboratory and can have both positive and negative results. **Therefore, the sum of the numbers in each column will be larger than the total number of people tested.**

Reporting lab	Inconclusive	Negative	Positive	Percent positive	Total
PARAMOUNT URGENT CARE - CLERMONT		686	451	40%	1,137
MYTEST DIAGNOSTICS		1,075	62	5%	1,137
LAB24 INC	3	464	667	59%	1,134
ADVANCED DIAGNOSTIC LABORATORY		1,086	47	4%	1,133
CAPSTONE HEALTHCARE		802	330	29%	1,132
VERITAS GENETICS	61	942	119	11%	1,122
MINUTECLINIC LLC #8927		950	171	15%	1,121
COASTAL PEDIATRIC GROUP		964	151	14%	1,115
PROFESSIONAL HEALTH EXAMINERS DBA PROHEALTH	1	894	211	19%	1,106
PALM HARBOR PHARMACY		958	148	13%	1,106
XYZ LABORATORY	8	942	146	13%	1,096
NAPLES URGENT CARE	1	695	395	36%	1,091
ARCPPOINT LABS OF CORAL SPRINGS FL		978	110	10%	1,088
MINUTECLINIC LLC #5187		955	131	12%	1,086
ADDICTION LABS OF AMERICA	3	1,006	76	7%	1,085
MIAMI JEWISH HEALTH SYSTEMS		1,024	58	5%	1,082
STEWART REFERENCE LABORATORY	1	595	481	45%	1,077
ST PETERSBURG PEDIATRICS	1	959	110	10%	1,070
SUNRISE URGENT CARE ASSOCIATES LLC D/B/A	6	679	379	36%	1,064
RAINBOW RIVER MEDICAL LABORATORY		977	83	8%	1,060
HENDRY REGIONAL MEDICAL CENTER CLINICAL LABORATORY		809	248	23%	1,057
NORTH FLORIDA PEDIATRICS - LAKE CITY		845	209	20%	1,054
MINUTECLINIC LLC		903	123	12%	1,026
PRIMARY CARE OF THE TREASURE COAST		892	131	13%	1,023
INNOVATIVE TRANSFUSION MEDICINE, INC	11	866	143	14%	1,020
CAREFAST MURABELLA		554	459	45%	1,013
FLAGLER HOSPITAL LABORATORY	8	36	968	96%	1,012
PROJECT HEALTH INC	4	855	152	15%	1,011
VERITOR		850	151	15%	1,001
GENEIQ		947	53	5%	1,000
LAKELAND REGIONAL HEALTH - PWC/OB		36	954	96%	990
PROFESSIONAL HEALTH EXAMINERS		844	144	15%	988
BROWNWOOD CARE CENTER		853	128	13%	981
LENCO MEDICAL LABORATORY		935	46	5%	981
ADVENTHEALTH CENTRA CARE TRINITY		852	129	13%	981
USF MORSANI CENTER FOR ADVANCED HEALTH CARE		857	119	12%	976
BIO-TECH CLINICAL LABORATORIES INC		823	131	14%	954
CARENOW URGENT CARE - FORT PIERCE		657	296	31%	953
PRIMARY CARE SOUTH INC		553	383	41%	936
MINUTECLINIC, LLC DBA MINUTECLINIC #4717		898	38	4%	936
PHAROS HEALTH		687	240	26%	927
VRL EUROFINIS - DALLAS		913	13	1%	926
LPG COCONUT POINT		767	158	17%	925
GENE TOX WORLDWIDE	60	736	125	14%	921
HISTOPATHOLOGY SERVICES, LLC		815	104	11%	919
ABSOLUTE GENOMICS	1	739	178	19%	918

# COVID-19: testing by laboratory

Data through Mar 4, 2021 verified as of Mar 5, 2021 at 09:25 AM

Data in this report are provisional and subject to change.

The numbers in the table below represent the number of Florida and non-Florida residents for whom test results were received by the Department of Health. A person can be tested by more than one laboratory and can have both positive and negative results. **Therefore, the sum of the numbers in each column will be larger than the total number of people tested.**

Reporting lab	Inconclusive	Negative	Positive	Percent positive	Total
INTEGRITY LABORATORIES, LLC	4	750	164	18%	918
TYNDALL AIR FORCE BASE		713	203	22%	916
VA PAIN CLINIC	4	871	32	4%	907
THE HEALTH CENTER OF PLANT CITY		835	71	8%	906
FAST TRACK URGENT CARE CENTER		4	896	100%	900
NORTH FLORIDA PEDIATRICS PA - SUWANNEE	3	770	125	14%	898
CATALYST WALK IN CLINIC		709	184	21%	893
TACACHALE CLINICAL LABORATORY	1	845	47	5%	893
PEDIATRICS OF CENTRAL FLORIDA PA	20	824	48	5%	892
GROWING TOGETHER PEDIATRICS LLC		825	55	6%	880
UNIVERSITY OF WEST FLORIDA STUDENT HEALTH SERVICES	1	757	121	14%	879
FISHERMENS HOSPITAL CLINICAL LAB		792	78	9%	870
INTERLACHEN PEDIATRICS		834	32	4%	866
C.W. BILL YOUNG VA MEDICAL CENTER	1	21	837	97%	859
COVANCE CLINICAL RESEARCH UNIT INC		828	24	3%	852
LEE COUNTY EMERGENCY MEDICAL SERVICE	1	735	113	13%	849
INTERLACHEN PEDIATRICS PA		806	38	5%	844
BAPTIST HEALTH - MD ANDERSON CANCER CENTER		838	5	1%	843
QUICK CARE MED		637	204	24%	841
CREEKSIDE CARE CENTER	1	681	139	17%	821
DEPARTMENT OF CLINICAL LABS		802	18	2%	820
EAST LAKE PEDIATRICS		713	107	13%	820
NORTH FLORIDA PEDIATRICS PA	2	706	111	14%	819
CAPE CANAVERAL HOSPITAL		557	261	32%	818
FLORIDA HOSPITAL ORLANDO		743	74	9%	817
ADVENTHEALTH EXPRESS CARE AT WALGREENS		711	103	13%	814
ASAP LABS LLC	7	655	151	19%	813
CONSULATE HEALTH CARE OF NEW PORT RICHEY	2	687	123	15%	812
MOLECULAR TESTING LABS		758	53	7%	811
ASCENSION ST VINCENT'S - CLAY		775	35	4%	810
WOODLANDS MEDICAL SPECIALISTS		549	258	32%	807
Point of Care Testing	1	116	685	85%	802
NORTH VISTA HOSPITAL LABORATORY		680	122	15%	802
NITE LITE PEDIATRICS		234	564	71%	798
PENSACOLA PEDIATRICS	2	556	234	30%	792
COASTAL PHYSICIANS, LLC		636	154	19%	790
CVS HEALTH		615	173	22%	788
NORTH OKALOOSA MEDICAL CENTER		455	329	42%	784
DYNIX DIAGNOSTICS	2	526	255	33%	783
NORTH SHORE LIJ URGENT CARE PC		735	46	6%	781
HALIFAX MEDICAL CENTER-PORT ORANGE LAB		663	111	14%	774
REDI MED LLC		619	154	20%	773
NONE		308	461	60%	769
PRIMARY CARE SERVICES AT INDIAN RIVER ESTATES		744	23	3%	767
SPECTOR SCIENTIFIC LAB	1	275	490	64%	766
FAMILY HEALTH CENTERS OF SWF LABS	2	677	85	11%	764

# COVID-19: testing by laboratory

Data through Mar 4, 2021 verified as of Mar 5, 2021 at 09:25 AM

Data in this report are provisional and subject to change.

The numbers in the table below represent the number of Florida and non-Florida residents for whom test results were received by the Department of Health. A person can be tested by more than one laboratory and can have both positive and negative results. **Therefore, the sum of the numbers in each column will be larger than the total number of people tested.**

Reporting lab	Inconclusive	Negative	Positive	Percent positive	Total
CRUCIAL CARE EMERGENCY MEDICINE DOCTORS		606	157	21%	763
MACDILL AIR FORCE BASE		712	51	7%	763
Tampa Lakes Health and Rehabilitation Center	2	690	70	9%	762
VITAS HEALTHCARE CORPORATION OF FLA	1	752	5	1%	758
CHILDRENS MEDICAL ASSOCIATION		687	66	9%	753
NORTHEAST FLORIDA NEUROLOGY CLINICS, INC		637	113	15%	750
VENICE REGIONAL BAYFRONT HEALTH (PULMONARY)		637	108	14%	745
LOOP PEDIATRICS PA	3	625	117	16%	745
JACKSONVILLE BEACH PEDIATRIC CARE CENTER □		681	63	8%	744
MIDWAY SPECIALTY CARE CENTER		520	221	30%	741
Victoria Nursing and Rehabilitation Center		685	53	7%	738
SANTA ROSA MEDICAL GROUP		575	161	22%	736
NCHMD, INC SOUTHEAST IMMEDIATE CARE		569	166	23%	735
ANY LAB TEST NOW	1	488	241	33%	730
CARE ONE OF FLORIDA LLC		489	240	33%	729
ADVENT HEALTH LAB - ORLANDO		433	296	41%	729
SOLARIS HEALTHCARE CHARLOTTE HARBOR		671	47	7%	718
CLINICAL PATHOLOGY LABS INC		645	71	10%	716
DISNEY COVID TEST SITE		703	12	2%	715
24 HOUR PEDIATRIC CARE CENTER	3	659	49	7%	711
PRIMARY CARE SERVICES AT ST ANDREWS ESTATES		708			708
LIFE CARE CENTER OF NEW PORT RICHEY		674	33	5%	707
KENDALL HEALTHCARE PROPERTIES DBA	2	678	27	4%	707
DOCTOR'S MEMORIAL HOSPITAL		544	162	23%	706
CALHOUN LIBERTY HOSPITAL		549	153	22%	702
ORLANDO HEALTH AND REHAB CENTER		657	43	6%	700
WILLOWBROOKE COURT AT EDGEWATER POINTE ESTATES		690	9	1%	699
PALM GARDEN OF PORT SAINT LUCIE		689	9	1%	698
PALACE NURSING HOME & REHAB CENTER		660	36	5%	696
Crestview Rehabilitation Center	5	562	128	18%	695
AMERICAN MEDICAL RESPONSE		685	7	1%	692
TELESCOPE HEALTH LLC	3	577	112	16%	692
GRAND COURT TAMPA		687	4	1%	691
PREMIER MEDICAL LABORATORY SERVICES	2	463	225	33%	690
HEALTH CENTRAL CLINICAL LABORATORY		632	57	8%	689
NORTH FLORIDA MEDICAL GROUP		538	143	21%	681
PHYSICIANS STAT LAB INC		593	85	13%	678
NCH HEALTHCARE SYSTEM MICROBIOLOGY LAB		2	674	100%	676
POINT WASHINGTON MEDICAL CLINIC	1	474	199	30%	674
MINI ER ADULT AND PEDIATRIC URGENT CARE		574	98	15%	672
CENTRAL FLORIDA HEALTH CARE INC		565	107	16%	672
EAST LAKE PEDIATRICS PA		608	62	9%	670
MEDICAL FP - WHOLE FAMILY HEALTH CENTER		543	120	18%	663
AMERICAN FAMILY CARE PENSACOLA WEST		127	533	81%	660
TREE HOUSE PEDIATRICS PLLC		591	67	10%	658
BOND AND STEELE CLINIC PA		465	193	29%	658

# COVID-19: testing by laboratory

Data through Mar 4, 2021 verified as of Mar 5, 2021 at 09:25 AM

Data in this report are provisional and subject to change.

The numbers in the table below represent the number of Florida and non-Florida residents for whom test results were received by the Department of Health. A person can be tested by more than one laboratory and can have both positive and negative results. **Therefore, the sum of the numbers in each column will be larger than the total number of people tested.**

Reporting lab	Inconclusive	Negative	Positive	Percent positive	Total
POINT OF CARE TESTING SITE		630	24	4%	654
ETHOS WELLNESS PHARMACY		609	43	7%	652
GULF COAST MOLECULAR LABORATORIES	13	536	102	16%	651
GOLDEN GATE FAMILY CLINIC		205	445	68%	650
MAVERICK LABS		460	188	29%	648
FLAGLER COUNTY HEALTH DEPARTMENT	3	503	142	22%	648
FLORIDA GULF COAST UNIVERSITY		465	182	28%	647
MAIN STREET MEDICAL CENTER		128	518	80%	646
ADVENTHEALTH MEDICAL GROUP PROMPT CARE		463	183	28%	646
GULF COAST VILLAGE		614	31	5%	645
LIFE CARE CENTER OF PENSACOLA		596	49	8%	645
MANOR PINES CONVALESCENT CENTER LLC	1	621	21	3%	643
JOHN KNOX VILLAGE HEALTH CENTER		620	21	3%	641
MOUNT SINAI LABORATORY		609	29	5%	638
VIERA HOSPITAL, INC		501	137	21%	638
AMERICAN SCIENTIFIC LABORATORIES LLC		628	5	1%	633
ST JOHN'S NURSING CENTER		611	21	3%	632
VETERANS AFFAIRS MEDICAL CENTER	1	40	590	94%	631
ORANGE BLOSSOM FAMILY HEALTH		602	27	4%	629
PALM GARDEN OF VERO BEACH		588	40	6%	628
PEBBLEBROOK PHARMACY	1	520	107	17%	628
ENCOMPASS HEALTH		608	15	2%	623
LIFE CARE CENTER OF ORANGE PARK		591	30	5%	621
MID-FLORIDA PATHOLOGY		465	147	24%	612
SPRING HILL HEALTH AND REHABILITATION CENTER		588	24	4%	612
LAB DOCTOR		537	75	12%	612
HOLY CROSS HOSPITAL		12	598	98%	610
HOLMES REGIONAL MEDICAL CENTER		5	600	99%	605
SEBASTIAN RIVER MEDICAL CENTER	2	440	163	27%	605
GOLDEN GLADES NURSING & REHABILITATION CTR		589	16	3%	605
CLEWISTON NURSING AND REHABILITATION CENTER		592	12	2%	604
SOUTHEAST ALABAMA MEDICAL CENT		551	52	9%	603
LIFE CARE CENTER OF HILLIARD		579	22	4%	601
THE PRESERVE		591	9	2%	600
EXPRESS PHARMACY		555	45	8%	600
PATIENTS FIRST - MAHAN DRIVE		164	436	73%	600
FORT MYERS INTERNAL MEDICINE, LLC		537	61	10%	598
VETERANS AFFAIRS MEDICAL CENTER - JAMES A HALEY			597	100%	597
BOCA GRANDE HEALTH CLINIC		566	30	5%	596
MANOR CARE HEALTH SERVICES - FT MYERS		567	25	4%	592
BROOKDALE FORT MYERS CYPRESS LAKE		590	2	0%	592
BROAD INSTITUTE CLINICAL SEQUENCING RESEARCH PLATFORM	2	559	28	5%	589
PEDIATRIC HEALTHCARE ALLIANCE PA		540	48	8%	588
VITAS HEALTHCARE CORP OF CENTRAL FL		564	23	4%	587
CONSULATE HEALTHCARE OF VERO BEACH	14	492	81	14%	587
MOORINGS PARK INSTITUTE, INC, THE		560	26	4%	586

# COVID-19: testing by laboratory

Data through Mar 4, 2021 verified as of Mar 5, 2021 at 09:25 AM

Data in this report are provisional and subject to change.

The numbers in the table below represent the number of Florida and non-Florida residents for whom test results were received by the Department of Health. A person can be tested by more than one laboratory and can have both positive and negative results. **Therefore, the sum of the numbers in each column will be larger than the total number of people tested.**

Reporting lab	Inconclusive	Negative	Positive	Percent positive	Total
EDEN SPRINGS NURSING AND REHAB CENTER		472	110	19%	582
SUWANNEE HEALTH AND REHABILITATION CENTER		574	5	1%	579
WATSON THERAPEUTICS INC	1	552	24	4%	577
J AND G MEDICAL GROUP LLC		474	101	18%	575
DAVITA LABORATORY		471	103	18%	574
Fernandina Beach Rehabilitation and Nursing Center	1	553	19	3%	573
MEDONE URGENT CARE CENTER		350	223	39%	573
PEDIATRIC HEALTHCARE ALLIANCE		541	32	6%	573
MEDICAL VB		451	121	21%	572
TENNESSEE DOH - NASHVILLE	2	504	66	12%	572
NSPIRE HEALTHCARE MIAMI LAKES	8	549	14	2%	571
HMA SANTA ROSA MEDICAL CENTER LLC DBA		449	122	21%	571
THERADOC		152	418	73%	570
BREVARD HEALTH ALLIANCE		317	250	44%	567
CITY MEDICAL OF NEW JERSEY, PC		516	46	8%	562
AFC URGENT CARE CLEARWATER	1	123	436	78%	560
CARITHERS PEDIATRIC GROUP		510	49	9%	559
SHORELINE PHYSICIAN GROUP		342	216	39%	558
ECCOLAB GROUP	1	146	411	74%	558
BUFFALO CROSSING HEALTHCARE & REHABILITATION CTR		542	15	3%	557
DIAMOND RIDGE HEALTH AND REHABILITATION		525	32	6%	557
MAYFLOWER ASSISTED LIVING		550	6	1%	556
GENOSUR LLC	1	548	7	1%	556
WILLOW BROOKE COURT AT INDIAN RIVER ESTATES		512	43	8%	555
MANOR CARE NURSING CENTER OF SARASOTA FL LLC		468	87	16%	555
CYPRESS VILLAGE	1	530	24	4%	555
EMERALD SHORES HEALTH AND REHABILITATION		456	97	18%	553
BALDOMERO LOPEZ STATE VETERANS NURSING HOME	2	546	4	1%	552
NEMOURS CHILDREN'S HOSPITAL		453	98	18%	551
EXPRESS URGENT CARE LLC		1	549	100%	550
The Sands at South Beach		545	4	1%	549
VITAE DIAGNOSTICS		534	13	2%	547
Signature HealthCare Center of Waterford		515	30	6%	545
COASTAL URGENT CARE		428	116	21%	544
DOCTORS CENTER,THE		432	111	20%	543
BALDWIN PEDIATRICS	1	514	28	5%	543
CLINICAL ENTERPRISE, INC		522	20	4%	542
CONTINENTAL CLINICAL RESEARCH, LLC		507	35	6%	542
EMERALD COAST PEDIATRICS		531	11	2%	542
NCF DIAGNOSTICS & DNA TECHNOLOGIES	15	208	318	59%	541
Plantation Bay Rehabilitation Center		516	24	4%	540
PALM GARDEN OF TAMPA		508	29	5%	537
VETERANS AFFAIRS MEDICAL CENTER - BAY PINES		18	518	97%	536
CLIFFORD CHESTER SIMS STATE VETERANS		524	11	2%	535
NCH HEALTHCARE BONITA		405	129	24%	534
CLARITY LABS		464	70	13%	534

# COVID-19: testing by laboratory

Data through Mar 4, 2021 verified as of Mar 5, 2021 at 09:25 AM

Data in this report are provisional and subject to change.

The numbers in the table below represent the number of Florida and non-Florida residents for whom test results were received by the Department of Health. A person can be tested by more than one laboratory and can have both positive and negative results. **Therefore, the sum of the numbers in each column will be larger than the total number of people tested.**

Reporting lab	Inconclusive	Negative	Positive	Percent positive	Total
MEDICAL CENTER OF DELTONA, INC		441	91	17%	532
SABAL PALMS HEALTH AND REHAB		481	50	9%	531
DOH - INDIAN RIVER		450	79	15%	529
MEDICAL CENTER CLINIC-IMMEDIATE CARE	1	423	104	20%	528
MED FAST URGENT CARE CENTER		260	268	51%	528
VETERANS AFFAIRS MEDICAL CENTER - GAINESVILLE		3	522	99%	525
MEDONE URGENT CARE AT ST. AUGUSTINE		136	388	74%	524
BAPTIST PRIMARY CARE	2	415	104	20%	521
VILLA MARIA NURSING & REHAB CENTER INC	1	507	13	2%	521
PIONEER CLINICAL LAB LLC		418	101	19%	519
FAMILY HEALTH CENTERS OF SOUTHWEST FLORIDA INC		445	70	14%	515
VALENCIA HILLS HEALTH AND REHABILITATION CENTER		499	13	3%	512
AMERICA'S PHARMACY LLC		455	57	11%	512
MEDFAST URGENT CARE CENTERS		231	281	55%	512
HARBOUR HEALTH CENTER		496	15	3%	511
BOND CLINIC PA PEDIATRICS DEPT		468	40	8%	508
FLORIDA DEPARTMENT OF HEALTH IN CALHOUN COUNTY		382	123	24%	505
SOLARIS HEALTHCARE LAKE CITY		408	97	19%	505
PALMETTO FAMILY HEALTHCARE	1	318	184	37%	503
HEARTLAND PEDIATRICS OF LAKE WALES		450	53	11%	503
JACKSON MEMORIAL PERDUE MEDICAL CENTER		479	24	5%	503
CHILDRENS MEDICAL ASSOCIATION PA		445	57	11%	502
RICARDO NAVARRO DO PA		429	70	14%	499
ENZO CLINICAL LABS INC	3	471	25	5%	499
CLINICAL PATHOLOGY LABS		386	111	22%	497
FOUNTAIN MANOR HEALTH AND REHAB CENTER	1	477	18	4%	496
NEW YORK HOSPITAL LABORATORIES	1	483	12	2%	496
MEMORIAL PEMBROKE 24/7 CARE CENTER		377	119	24%	496
JACKSON MEMORIAL LONG TERM CARE CENTER		472	22	4%	494
HEALTH CENTER AT BRENTWOOD	1	449	44	9%	494
ARCPPOINTS LABS		428	65	13%	493
FLORIDA DEPARTMENT OF HEALTH CLAY COUNTY	1	393	98	20%	492
ASCEND CLINICAL	5	415	71	14%	491
RIVER GARDEN HEBREW HOME FOR THE AGED		437	54	11%	491
OCALA FAMILY MEDICAL CENTER INC	2	432	57	12%	491
Southern Oaks Care Center	1	452	37	8%	490
The Manor at Blue Water Bay		429	60	12%	489
ST CLOUD REGIONAL MEDICAL CENTER CLINICAL LAB		394	94	19%	488
PALM GARDEN OF JACKSONVILLE	2	406	80	16%	488
RAINBOW PEDIATRIC CENTER PA		454	31	6%	485
THE PALACE AT HOMESTEAD	1	464	19	4%	484
SUSANNA WESLEY HEALTH CENTER		448	36	7%	484
DXTERITY DIAGNOSTICS	2	451	29	6%	482
HILLCREST HEALTH CARE & REHABILITATION CENTER	3	466	13	3%	482
SANDBAY URGENT CARE		387	94	20%	481
WEST GABLES HEALTH CARE CENTER		471	10	2%	481

# COVID-19: testing by laboratory

Data through Mar 4, 2021 verified as of Mar 5, 2021 at 09:25 AM

Data in this report are provisional and subject to change.

The numbers in the table below represent the number of Florida and non-Florida residents for whom test results were received by the Department of Health. A person can be tested by more than one laboratory and can have both positive and negative results. **Therefore, the sum of the numbers in each column will be larger than the total number of people tested.**

Reporting lab	Inconclusive	Negative	Positive	Percent positive	Total
NORTH FLORIDA RETIREMENT VILLAGE		479	2	0%	481
PALM GARDEN OF CLEARWATER		461	18	4%	479
LAUDERDALE NURSING CENTER LLC	1	455	19	4%	475
HARTS HARBOR HEALTH CARE CENTER		453	21	4%	474
MICHAEL A MIDDLETON MD PA□		456	18	4%	474
Good Samaritan Society Kissimmee Village		408	65	14%	473
MANOR OAKS NURSING & REHAB CENTER	4	466	2	0%	472
FIRST CHOICE PEDIATRICS		383	89	19%	472
CITRUS NURSING CENTER LLC		424	46	10%	470
HOPE HOSPICE AND COMMUNITY SERVICES INC	14	438	17	4%	469
FLO-MEDILAB SERVICES LLC		188	280	60%	468
NAVAL HOSPITAL - JACKSONVILLE		136	332	71%	468
Quest Diag Unspecifd	1	316	150	32%	467
CHILDRENS CLINIC WEST FLORIDA PEDIATRICS		426	41	9%	467
WHITE-WILSON MEDICAL CENTER - FORT WALTON BEACH		448	18	4%	466
SHORE ACRES CARE CENTER		429	35	8%	464
MANOR AT CARPENTERS		436	27	6%	463
PARKLANDS FACILITY INC	4	415	42	9%	461
ORLANDO HEALTH CENTER FOR REHABILITATION		448	13	3%	461
BROOKDALE PALMER RANCH	1	403	57	12%	461
BENTON PEDIATRICS INC		413	48	10%	461
PHYSICIANS PRIMARY CARE LAB	1	396	63	14%	460
HERON POINTE HEALTH AND REHABILITATION	1	456	3	1%	460
FLORIDA HOSPITAL WAUCHULA		327	133	29%	460
LIFE CARE CENTER OF PALM BAY□		432	27	6%	459
AFC URGENT CARE FAMILY CARE			458	100%	458
CLARIDGE HOUSE NURSING CENTER		437	18	4%	455
STATMED OCALA	3	350	101	22%	454
LITTLE PINE PEDIATRICS PLLC	3	392	58	13%	453
Williston Care Center		392	57	13%	449
UNIVERSITY OF TAMPA INC, THE		440	9	2%	449
CARE ONE OF FLORIDA	1	303	144	32%	448
RESTORE HEALTH URGENT CARE		344	103	23%	447
BROWARD PARTNERSHIP	6	432	8	2%	446
CARENOW	2	245	199	45%	446
AFC URGENT CARE SEMINOLE			445	100%	445
DIAMOND RIDGE HEALTH AND REHABILITATION CENTER		422	22	5%	444
Q ANSWER LAB	1	385	58	13%	444
DBI HEALTH INC		428	15	3%	443
NORTH FLORIDA REHABILITATION & SPECIALTY CARE□		436	6	1%	442
NEW PLANT CITY FAMILY CARE	1	237	204	46%	442
ELLENTON PEDIATRICS		423	18	4%	441
Solaris HealthCare Windermere		409	32	7%	441
SMA SPECIALTY MEDICAL LAB		119	321	73%	440
EMERITUS AT NAPLES	2	437	1	0%	440
STEWART SEBASTIAN RIVER MEDICAL CENTER		384	55	13%	439



# COVID-19: testing by laboratory

Data through Mar 4, 2021 verified as of Mar 5, 2021 at 09:25 AM

Data in this report are provisional and subject to change.

The numbers in the table below represent the number of Florida and non-Florida residents for whom test results were received by the Department of Health. A person can be tested by more than one laboratory and can have both positive and negative results. **Therefore, the sum of the numbers in each column will be larger than the total number of people tested.**

Reporting lab	Inconclusive	Negative	Positive	Percent positive	Total
RUSKIN HEALTH CENTER		267	171	39%	438
AFC URGENT CARE TYRONE		2	436	100%	438
SIGNATURE HEALTHCARE OF BROOKWOOD GARDENS		430	6	1%	436
NEW YORK PRESBYTERIAN - CUMC CLINICAL		418	18	4%	436
SEMINOLE NURSING PAVILION		428	7	2%	435
FLORIDA HOSPITAL MEDICAL GROUP		267	167	38%	434
SOLARIS HEALTHCARE OSCEOLA		412	22	5%	434
ST ANDREWS BAY SKILLED NURSING &		374	60	14%	434
PALM BEACH ATLANTIC UNIVERSITY		420	14	3%	434
VITAS LUTHERAN TOWERS INPATIENT PROGRAM		369	64	15%	433
PRO HEALTH		188	244	56%	432
GANDY CROSSING CARE CENTER	1	417	14	3%	432
AVECINA MEDICAL JULINGTON	1	240	189	44%	430
APP-UNIPATH, LLC	2	413	15	3%	430
PALM GARDEN OF ORLANDO		397	33	8%	430
FLORIDA DEPT OF HEALTH IN BREVARD COUNTY	3	363	63	15%	429
PALM GARDEN OF OCALA		330	98	23%	428
SUNSHINE URGENT CARE LLC		280	147	34%	427
Ocala Health and Rehabilitation Center		406	21	5%	427
CONSULATE HEALTH CARE OF BAYONET POINT	4	412	7	2%	423
PALM GARDEN OF WINTER HAVEN	3	403	16	4%	422
Colonial Lakes Health Care		384	38	9%	422
MEDIPATH		19	403	95%	422
Bardmoor Oaks Healthcare and Rehabilitation Center		410	11	3%	421
GARCIA CLINICAL LABORATORY		28	392	93%	420
Cypress Cove Care Center		320	100	24%	420
HEALTHY STEPS PEDIATRICS		370	47	11%	417
SANTA ROSA CENTER FOR REHABILITATION AND HEALING		346	69	17%	415
LEHIGH REGIONAL MEDICAL CENTER LAB		371	44	11%	415
MINUTECLINIC LLC #3671		366	44	11%	410
THE PALACE MANAGEMENT - THE PALACE AT CORAL GABLES		407	3	1%	410
NAPLES CHILDREN'S URGENT CARE		356	53	13%	409
BROOKSVILLE HEALTHCARE CENTER LLC		395	13	3%	408
STARKE FAMILY MEDICAL CENTER		319	88	22%	407
SOLARIS HEALTHCARE MERRITT ISLAND		365	41	10%	406
LIFEBRITE	1	210	194	48%	405
FLORIDA DEPARTMENT OF HEALTH		356	49	12%	405
TIDE LABORATORIES		362	43	11%	405
Timberridge Center for Rehabilitation and Healing		370	34	8%	404
ABBEY DELRAY		397	5	1%	402
ORCHARD PARK HEALTH & REHABILITATION		397	5	1%	402
CLERMONT HEALTH AND REHABILITATION CENTER		369	32	8%	401
Solaris Healthcare Daytona	2	353	46	11%	401
MINUTECLINIC LLC, #10357		400	1	0%	401
INDIAN RIVER CTR, LLC		349	50	13%	399
MEDSCAN LABORATORY INC	1	182	213	54%	396

# COVID-19: testing by laboratory

Data through Mar 4, 2021 verified as of Mar 5, 2021 at 09:25 AM

Data in this report are provisional and subject to change.

The numbers in the table below represent the number of Florida and non-Florida residents for whom test results were received by the Department of Health. A person can be tested by more than one laboratory and can have both positive and negative results. **Therefore, the sum of the numbers in each column will be larger than the total number of people tested.**

Reporting lab	Inconclusive	Negative	Positive	Percent positive	Total
TIDEWELL HOSPICE INC	2	386	7	2%	395
MINI ER AND URGENT CARE		289	105	27%	394
TREASURE COAST COMMUNITY HEALTH	3	325	65	17%	393
Darcy Hall Of Life Care		380	12	3%	392
ROLLINS COLLEGE WELLNESS CENTER		130	262	67%	392
VITAS HEALTHCARE CORPORATION		386	5	1%	391
BARBER		13	376	97%	389
Manatee Springs Rehabilitation and Nursing Center		369	20	5%	389
PALMS OF SEBRING		352	34	9%	386
AFC URGENT CARE		68	318	82%	386
ADVENTHEALTH EXPRESS CARE AT		315	71	18%	386
ANCIENT CITY PEDIATRICS	1	369	14	4%	384
PENSACOLA PEDIATRICS PA - TIGER POINT	18	358	8	2%	384
BROOKDALE PADDOCK HILLS	2	377	2	1%	381
FAMILY CARE PARTNERS OF NORTHEAST FLORIDA LLC		305	74	20%	379
AMEERAH LABS, LLC	2	295	82	22%	379
SOLARIS HEALTHCARE BAYONET POINT		362	16	4%	378
MAGNOLIA FAMILY URGENT CARE		339	39	10%	378
FLORIDA DEPARTMENT OF HEALTH IN LIBERTY COUNTY	2	280	95	25%	377
ADDINGTON PLACE AT WELLINGTON GREEN		368	9	2%	377
SUNLAND MARIANNA COX MEDICAL CENTER		335	42	11%	377
GOOD SAMARITAN CENTER		374	3	1%	377
BAYA PHARMACY WEST		8	368	98%	376
ASSOCIATESMD MEDICAL GROUP INC		319	56	15%	375
FAIR HAVENS CENTER, OPCO		367	6	2%	373
Destin Healthcare and Rehabilitation Center	1	333	39	10%	373
Life Care Center of Ocala		304	69	18%	373
ACCESS MEDICAL CENTER	1	344	27	7%	372
HENDRY REGIONAL MEDICAL CENTER		107	265	71%	372
URGENT CARE BETHESDA	1	318	52	14%	371
BLOUNTSTOWN REHABILITATION CENTER LLC		265	106	29%	371
UR MEDICINE LABS- CENTRAL LABORATORY		349	22	6%	371
PINES OF SARASOTA		365	4	1%	369
EPN URGENT CARE		44	325	88%	369
VILLAGE DOCTORS OF KEYSTONE		288	81	22%	369
ADVENT HEALTH - TAMPA		148	220	60%	368
MOOSEHAVEN HEALTH CENTER		330	38	10%	368
Bayside Care Center	1	346	20	5%	367
WHITE WILSON MEDICAL CENTER PA - NAVARRE		259	108	29%	367
TRENTON MEDICAL CENTER INC DBA PALMS MEDICAL GROUP	4	270	93	25%	367
INTERNAL MEDICINE & PEDIATRICS OF TAMPA BAY PA		312	55	15%	367
LIFE CARE PONTE VEDRA INC		358	8	2%	366
Stacey Health Care Centers Inc. dba Riverside Care Center		337	29	8%	366
FHMG FLORIDA HOSPITAL MEDICAL GROUP		329	37	10%	366
ORLANDO VA MEDICAL CENTER			365	100%	365
FG RAPID RESULTS	2	116	245	67%	363

# COVID-19: testing by laboratory

Data through Mar 4, 2021 verified as of Mar 5, 2021 at 09:25 AM

Data in this report are provisional and subject to change.

The numbers in the table below represent the number of Florida and non-Florida residents for whom test results were received by the Department of Health. A person can be tested by more than one laboratory and can have both positive and negative results. **Therefore, the sum of the numbers in each column will be larger than the total number of people tested.**

Reporting lab	Inconclusive	Negative	Positive	Percent positive	Total
INFORM DIAGNOSTICS		353	9	2%	362
SEA BREEZE REHAB AND NURSING CENTER□		353	9	2%	362
HEALTHWORKS MED GROUP OF FLORIDA PA	3	351	7	2%	361
solaris Healthcare Parkway	2	340	17	5%	359
UNIVERSITY OF TAMPA STUDENT HEALTH AND SHC CLINICAL LABORATORY		208	151	42%	359
HEALTH CENTRAL PARK		292	66	18%	358
NATIONS BEST FAMILY HEALTH CARE		179	178	50%	357
VETERANS AFFAIRS MEDICAL CENTER - LAKE CITY		52	303	85%	355
ABBOTT DIAGNOSTICS		338	17	5%	355
HAINES CITY REHABILITATION AND NURSING CENTER		331	24	7%	355
PruittHealth Panama City	1	290	64	18%	355
ADVENTHEALTH MEDICAL GROUP PROMPT CAR	1	250	103	29%	354
DIAGNOSTIC & CLINICAL CARE SERVICES INC DBA		279	74	21%	353
MY CLINICAL LAB		224	129	37%	353
MANORCARE HEALTH SERVICES - VENICE		297	55	16%	352
VILLAGE AT VIENNA SQUARE,THE□	6	329	17	5%	352
MEDFAST URGENT CARE CENTER		122	230	65%	352
SANFORD LABORATORIES		325	26	7%	351
BAPTIST PRIMARY CARE, INC		324	27	8%	351
CORAL BAY HEALTHCARE AND REHABILITATION	1	338	12	3%	351
BAYSHORE DIAGNOSTICS		310	41	12%	351
SERENADES IN THE VILLAGES		298	53	15%	351
SUN COUNTRY PEDIATRICS PLLC	9	311	30	9%	350
SIPARADIGM, DIAGNOSTIC INFORMATICS		273	77	22%	350
ST PETERSBURG PEDIATRICS-PARK BLVD		318	32	9%	350
FLORIDA HEART & VASCULAR MULTISPECIALTY GROUP PA		254	96	27%	350
PEDIATRIC ASSOCIATES OF OCALA PA		317	31	9%	348
ORCHARD RIDGE CARE AND REHABILITATION CENTER		328	19	5%	347
FLORIDA HOSPITAL HEARTLAND MED CTR LAKE PLACID		259	88	25%	347
Palmetto Subacute Care Center		335	11	3%	346
HEALTH DESIGNS		332	14	4%	346
SIGNATURE HEALTHCARE OF NORTH FLORIDA		342	3	1%	345
ADVENTHEALTH EXPRESS CARE AT WALGREENS 49TH STREET		293	52	15%	345
TRI-COUNTY NURSING AND REHABILITATION CENTER INC		329	15	4%	344
PALM GARDEN OF WEST PALM BEACH□	4	325	15	4%	344
NATURE COAST MEDICAL GROUP		251	93	27%	344
ST PETERSBURG PEDIATRICS-SEMINOLE BLVD		279	64	19%	343
PEDIATRICS BY THE SEA		331	12	3%	343
Palm Garden of Largo		339	4	1%	343
BRISTOL AT TAMPA, THE	4	330	8	2%	342
FLOMEDILAB		126	216	63%	342
USAFSAM/PHE		174	167	49%	341
ADVENT HEALTH CENTRA CARE - PALM COAST		80	261	77%	341
HARDEE MANOR HEALTH CARE CENTER	1	337	3	1%	341
ARCPPOINT LABS OF SARASOTA MANATEE		261	78	23%	339
SELECT REFERENCE LABORATORIES, LLC	1	326	12	4%	339

# COVID-19: testing by laboratory

Data through Mar 4, 2021 verified as of Mar 5, 2021 at 09:25 AM

Data in this report are provisional and subject to change.

The numbers in the table below represent the number of Florida and non-Florida residents for whom test results were received by the Department of Health. A person can be tested by more than one laboratory and can have both positive and negative results. **Therefore, the sum of the numbers in each column will be larger than the total number of people tested.**

Reporting lab	Inconclusive	Negative	Positive	Percent positive	Total
MOBILE MEDICAL ASSOCIATES PL	10	287	42	12%	339
SPEARHEAD MEDICAL		289	50	15%	339
CORAL TRACE HEALTH CARE☐	2	330	5	1%	337
HARDEE COUNTY HEALTH DEPARTMENT		270	67	20%	337
SABAL DIRECT PRIMARY CARE, PA		278	58	17%	336
Marshall Health and Rehabilitation Center		287	49	15%	336
MANOR CARE OF BOYNTON BEACH LLC		312	24	7%	336
COLOR GENOMICS, INC.	2	327	6	2%	335
FAIRWAY OAKS CENTER LLC	6	321	6	2%	333
KINDRED HOSPITAL	7	310	16	5%	333
Bay Breeze Senior Living and Rehabilitation Center		280	53	16%	333
VILLAGE DOCTORS FAMILY MEDICAL CENTER OF		270	63	19%	333
NORTH PINELLAS STATMED QUICK QUALITY CLINICS		236	97	29%	333
CRONOS CLINICAL LABORATORY	22	220	91	27%	333
PORT SAINT LUCIE HOSPITAL		323	9	3%	332
Life Care Center at Wells Crossing		309	21	6%	330
PIONEER CLINICAL LAB, LLC		212	113	35%	325
COLLIER URGENT CARE CENTERS CREEKSIDE		297	28	9%	325
ATLANTIC SHORES NURSING AND REHAB CENTER	1	315	9	3%	325
CHAUTAUQUA REHABILITATION AND NURSING CENTER		316	9	3%	325
FL HUD DESTIN, LLC D/B/A GRAND BOULEVARD HEALTH		286	38	12%	324
MIDWAY SPECIALTY CARE CENTER	3	206	114	35%	323
PW WINDERMERE SUBTENANT LLC		322	1	0%	323
ROSEWOOD HEALTH AND REHABILITATION CENTER		301	21	7%	322
DELTONA HEALTH CARE		298	24	7%	322
BAY VILLAGE OF SARASOTA INC		319	3	1%	322
DIGNITY HEALING, LLC		307	15	5%	322
HOSPICE OF THE FLORIDA SUNCOAST,THE		318	3	1%	321
KISSIMMEE FACILITY OPERATIONS LLC		298	23	7%	321
OCEAN VIEW NURSING AND REHAB CENTER		305	16	5%	321
SPRINGTREE REHAB & HEALTH CARE CENTER		300	20	6%	320
BONIFAY NURSING AND REHAB CENTER		290	30	9%	320
LabCorp (Non-Interfaced)	1	124	193	61%	318
SILVER CREEK SENIOR LIVING COMMUNITY		313	5	2%	318
ONESTOP MEDICAL AND URGENT CARE LLC		275	43	14%	318
AVENTURA REHAB AND NURSING CENTER		306	11	3%	317
HCSO OCCUPATIONAL HEALTH AND WELLNESS CENTER		248	68	22%	316
SPECIALTY HEALTH AND REHABILITATION CENTER		291	25	8%	316
PruittHealth Santa Rosa		225	90	29%	315
BIOCEPT		293	22	7%	315
LAKE EUSTIS HEALTH AND REHABILITATION CENTER		307	7	2%	314
HEALTH PARK CARE CENTER		310	4	1%	314
AVANTE AT MT DORA		310	4	1%	314
MEDICAL CENTER AT OCEAN REEF,THE		297	16	5%	313
ST LUCIE EMPLOYEE HEALTH & WELLNESS CENTER		307	6	2%	313
GENESIS MEDICAL LABORATORY MIAMI FL.		83	230	73%	313

# COVID-19: testing by laboratory

Data through Mar 4, 2021 verified as of Mar 5, 2021 at 09:25 AM

Data in this report are provisional and subject to change.

The numbers in the table below represent the number of Florida and non-Florida residents for whom test results were received by the Department of Health. A person can be tested by more than one laboratory and can have both positive and negative results. **Therefore, the sum of the numbers in each column will be larger than the total number of people tested.**

Reporting lab	Inconclusive	Negative	Positive	Percent positive	Total
ELMHURST HOSPITAL CENTER	1	284	27	9%	312
TAMARAC REHABILITATION & HEALTH CENTER		309	3	1%	312
TRINITY REGIONAL REHAB CENTER		297	15	5%	312
KEY WEST HEALTH AND REHAB	1	304	7	2%	312
MEDEXPRESS LUTZ		3	308	99%	311
REHABILITATION CENTER OF LAKE CITY, THE		283	28	9%	311
WELL HEALTH WORKS	1	275	35	11%	311
GOOD SAMARITAN SOCIETY-DAYTONA		290	20	6%	310
KENNEDY PAIN CLINIC GROUP LLC		280	30	10%	310
THE SPRINGS AT BOCA CIEGA BAY		300	9	3%	309
MEMPHIS PATHOLOGY LABORATORY	4	286	19	6%	309
AVELLINO LAB USA, INC	1	295	12	4%	308
PALMS REHABILITATION AND HEALTHCARE CENTER		270	37	12%	307
JACKSON PLAZA NURSING & REHAB CENTER	6	295	6	2%	307
The Care Center at Pinellas Park	1	298	8	3%	307
SAMANTHA WILSON CARE CENTER	4	293	9	3%	306
RIVERS FAMILY MEDICINE PA		228	77	25%	305
PHYSICIANS REGIONAL WALK-IN		185	120	39%	305
PLANT CITY PEDIATRICS	1	244	59	19%	304
PEDIATRIC HEALTH CARE ALLIANCE, PA		271	32	11%	303
AMBULATORY SURGERY CENTER OF BOCA RATON LTD		299	4	1%	303
ARGO SENIOR LIVING AT HAVERHILL		283	18	6%	301
ST JAMES HEALTH AND REHABILITATION CENTER		216	85	28%	301
Life Care Center of Punta Gorda	1	287	13	4%	301
HOLIDAY CVS LLC DBA CVS/PHARMACY #0440		291	9	3%	300
BOCA BIOLISTICS REFERENCE LABORATORY	2	185	112	37%	299
LUTHERAN HAVEN		289	9	3%	298
LIFE CARE CENTER OF WINTER HAVEN		280	18	6%	298
SAINTS 120 LLC	1	263	34	11%	298
FAMILY CARE PARTNERS OF NE FLORIDA LLC		228	70	23%	298
FAMILY EXPRESS URGENT CARE		5	292	98%	297
ENCOMPASS HEALTH REHABILITATION HOSPITAL OF SUNRISE	8	283	6	2%	297
REGENTS PARK OF BOCA RATON		294	2	1%	296
OSPREY LODGE		237	59	20%	296
ELMCROFT PINECREST	1	274	21	7%	296
BROOKDALE DESTIN		284	12	4%	296
BUENA VISTA URGENT CARE		264	32	11%	296
BAPTIST PRIMARY CARE INC	1	270	25	8%	296
QUOTIENT SCIENCES		286	9	3%	295
HEATHER HILL HEALTHCARE CENTER		249	46	16%	295
SOUTHWEST ORLANDO FAMILY MEDICINE, PL		246	48	16%	294
ADVENT HEALTH - DELTONA ER		238	56	19%	294
SEASIDE HEALTH AND REHABILITATION CENTER		237	57	19%	294
NORTHWEST MEDICAL CENTER CLINICAL LABORATORY		175	118	40%	293
BAY COUNTY SHERIFFS OFFICE JAIL FACILITY		247	45	15%	292
HOLLEY NAVARRE MEDICAL CLINIC		216	76	26%	292

# COVID-19: testing by laboratory

Data through Mar 4, 2021 verified as of Mar 5, 2021 at 09:25 AM

Data in this report are provisional and subject to change.

The numbers in the table below represent the number of Florida and non-Florida residents for whom test results were received by the Department of Health. A person can be tested by more than one laboratory and can have both positive and negative results. **Therefore, the sum of the numbers in each column will be larger than the total number of people tested.**

Reporting lab	Inconclusive	Negative	Positive	Percent positive	Total
24/7 PEDIATRIC CARE CENTERS INC		273	19	7%	292
LAKELAND REGIONAL HEALTH SYSTEMS INC		26	266	91%	292
BREVARD HEALTH ALLIANCE INC, THE		277	14	5%	291
CLARE BRIDGE ORMOND BEACH	1	290			291
ST JUDE CHILDREN'S RESEARCH HOSPITAL		276	15	5%	291
LONGWOOD FAMILY PRACTICE		222	69	24%	291
MILLER BIOCONNECT		261	30	10%	291
WHITE-WILSON MEDICAL CENTER - NICEVILLE		257	33	11%	290
Parkview Rehabilitation Center at Winter Park		282	8	3%	290
HOMESTEAD MANOR	2	248	40	14%	290
PALM GARDEN OF GAINESVILLE	2	285	2	1%	289
Solaris Healthcare Lake Bennet		255	34	12%	289
CROSS POINTE CARE CENTER	2	281	6	2%	289
Coastal Health and Rehabilitation Center		278	11	4%	289
AUBURN UNIVERSITY MEDICAL CLINIC		227	62	21%	289
TAVARES PEDIATRICS		243	45	16%	288
COMMUNITY HEALTH AND REHABILITATION CENTER		226	62	22%	288
HOLISTIX TREATMENT CENTERS		282	6	2%	288
WELL-BEING MEDICAL CENTER PLLC		267	20	7%	287
CONSULATE HEALTH CARE OF SAFETY HARBOR		281	6	2%	287
BRIDGEWATER PARK HEALTH AND REHAB		257	29	10%	286
LASER & SURGERY CENTER OF THE PALM BEACHES		283	1	0%	284
TUSKAWILLA NURSING AND REHAB CENTER	2	275	7	2%	284
URGENT CARE EXPRESS LLC		1	283	100%	284
JACKSONVILLE KIDS PEDIATRICS, PLLC		251	33	12%	284
EXCEL PEDIATRICS		234	50	18%	284
WILLIAM OWEN PASS PARK		256	28	10%	284
RULEME CENTER	2	256	26	9%	284
ROSEN MEDICAL CENTER		244	40	14%	284
AURORA DIAGNOSTICS BERNHARDT LABORATORIES PATHOLOGY SERVICE		190	93	33%	283
ESTERO ISLAND MEDICAL CENTER		221	62	22%	283
WALGREENS 3173		258	24	9%	282
MANOR CARE OF NAPLES FL LLC		279	3	1%	282
AVANTE AT LEESBURG INC		281	1	0%	282
FLORIDA HEALTH CARE PLANS			282	100%	282
BEAR CREEK NURSING CENTER		276	5	2%	281
TALLAHASSEE NHHI LLC	1	253	27	10%	281
MANORCARE AT LELY PALMS		274	5	2%	279
DOCTORS MEMORIAL HOSPITAL		155	123	44%	278
QUALITOX LABORATORIES		106	172	62%	278
PERSONALIZED GENETIC TESTING	1	182	95	34%	278
PRUITT HEALTH-SANTA ROSA		275	2	1%	277
WESTCHESTER GARDENS LIMITED PARTNERSHIP		270	6	2%	276
HARBOURWOOD	1	271	4	1%	276
BAYA POINTE NURSING AND REHABILITATION		193	83	30%	276
Rehabilitation Center for Park Place LLC		265	11	4%	276

# COVID-19: testing by laboratory

Data through Mar 4, 2021 verified as of Mar 5, 2021 at 09:25 AM

Data in this report are provisional and subject to change.

The numbers in the table below represent the number of Florida and non-Florida residents for whom test results were received by the Department of Health. A person can be tested by more than one laboratory and can have both positive and negative results. **Therefore, the sum of the numbers in each column will be larger than the total number of people tested.**

Reporting lab	Inconclusive	Negative	Positive	Percent positive	Total
VILLAGES REGIONAL HOSPITAL SURGERY CENTER LLC, THE		218	58	21%	276
FRICKS PHARMACY		214	61	22%	275
renaissance health and rehabilitation center		257	18	7%	275
Solaris Healthcare Coconut Creek		269	6	2%	275
Glades West Rehabilitation and Nursing Center		266	8	3%	274
JAMES A HALEY VETERANS HOSPITAL			273	100%	273
SILVERCREST HEALTH AND REHABILITATION CENTER	3	262	8	3%	273
BROOKDALE LAKE TAVARES		267	5	2%	272
ACCURATE DIAGNOSTIC LABS, INC		256	15	6%	271
NASSAU COUNTY JAIL		227	43	16%	270
DAVID SCOTT MADWAR MD PA□		242	27	10%	269
Premier Place at The Glenview		260	9	3%	269
W FRANK WELLS NURSING HOME		240	28	10%	268
ADVENT HEALTH CARE CENTER	9	246	13	5%	268
ADVANCED AMBULATORY SURGERY CENTER		256	12	4%	268
AVON PARK PEDIATRICS INC	3	240	24	9%	267
Life Care Center at Inverrary		261	6	2%	267
Solaris HealthCare Imperial		258	8	3%	266
ADVENT HEALTH CENTRA CARE - ORMOND BEACH		113	153	58%	266
The Grove Health and Rehabilitation		243	23	9%	266
SIGNATURE HEALTHCARE AT THE COURTYARD		219	47	18%	266
SERANADES BY SONATA WEST ORANGE		236	29	11%	265
BRENTWOOD RETIREMENT COMMUNITY	5	228	31	12%	264
DEPARTMENT OF HEALTH BUREAU OF FAMILY		260	3	1%	263
LAKE PARK OF MADISON		254	9	3%	263
AYERS HEALTH & REHABILITATION CENTER		258	5	2%	263
PAVILION FOR HEALTHCARE, THE		260	2	1%	262
ST CATHERINE'S WEST REHABILITATION HOSPITAL		249	12	5%	261
PROTEUS MOLECULAR AND CLINICAL LAB	1	149	111	43%	261
CHIPOLA HEALTH AND REHAB		244	17	7%	261
West Melbourne Health and Rehabilitation Center		259	1	0%	260
STERLING HOUSE OF DELAND		259	1	0%	260
CLIFFORD CHESTER SIMS VA NURSING HOME		251	9	3%	260
CONSULATE HEALTHCARE OF KISSIMMEE		247	12	5%	259
HAVEN OF OUR LADY OF PEACE INC		251	8	3%	259
FLORIDA WOMAN CARE LABORATORY LLC		232	26	10%	258
WIMAUMA COMMUNITY HEALTH CENTER		209	48	19%	257
HUNT CLUB PEDIATRIC ASSOCIATES, P.A.		219	37	14%	256
FOUNTAIN INN NURSING & REHABILITATION CTR, INC		250	6	2%	256
USA HEALTH UNIVERSITY HOSPITAL CLINICAL LABORATORY	1	245	10	4%	256
LA MER NH LLC□		251	5	2%	256
Sunset Point Center		252	4	2%	256
VETERANS AFFAIRS MEDICAL CENTER - MIAMI		2	254	99%	256
CENTERSTONE OF FLORIDA□		239	17	7%	256
LODGE HEALTH AND REHABILITATION CENTER, THE		224	32	13%	256
TIERRA PINES CENTER		243	12	5%	255

# COVID-19: testing by laboratory

Data through Mar 4, 2021 verified as of Mar 5, 2021 at 09:25 AM

Data in this report are provisional and subject to change.

The numbers in the table below represent the number of Florida and non-Florida residents for whom test results were received by the Department of Health. A person can be tested by more than one laboratory and can have both positive and negative results. **Therefore, the sum of the numbers in each column will be larger than the total number of people tested.**

Reporting lab	Inconclusive	Negative	Positive	Percent positive	Total
FIRST CHOICE PRIMARY CARE		204	51	20%	255
DAYTONA BEACH HEALTH AND REHAB CENTER		255			255
Vi at Lakeside Village Skilled Nursing		249	5	2%	254
PENSACOLA PEDIATRICS, PA		237	17	7%	254
WESTWOOD HEALTHCARE SNF		208	46	18%	254
Life Care Center of Sarasota		241	13	5%	254
ABBOTT LABORATORIES		166	87	34%	253
MARTIN MEMORIAL MEDICAL CENTER LAB		128	125	49%	253
BROWARD NURSING & REHABILITATION CTR	8	234	11	4%	253
RIVERWOOD HEALTH NH LLC		214	39	15%	253
SHELL POINT VILLAGE MEDICAL CENTER		246	7	3%	253
MY HEALTHY BLUEPRINT BY BAPTIST HEALTH CARE		204	48	19%	252
CHIPOLA MEDICAL ASSOCIATES, LLC		174	75	30%	249
BUREAU OF CLINICAL LABORATORIES		208	41	16%	249
OKEECHOBEE COUNTY HEALTH DEPT	1	166	82	33%	249
SOUTHERN LABORATORY SERVICES OF NWF		218	30	12%	248
CARRINGTON PLACE OF ST PETE LLC		242	6	2%	248
SARAPATH DIAGNOSTICS		129	118	48%	247
AUGUSTUS LABS LLC		189	58	23%	247
UNIVERSITY OF CENTRAL FLORIDA HEALTH SERVICES		245	1	0%	246
BARTON HEALTH ALLIANCE	2	199	45	18%	246
AVECINA MOBILE		121	125	51%	246
Chatsworth at PGA National, LLC		234	12	5%	246
Heritage Healthcare at Tallahassee		239	7	3%	246
AMERICAN FINNISH NURSING HOME	2	236	7	3%	245
ROSEWOOD HEALTHCARE & REHABILITATION CENTER		239	6	2%	245
FLORIDA KEYS PEDIATRICS & ADOLESCENT CENTER		232	12	5%	244
Consulate Health Care of North Fort Myers		232	12	5%	244
MALABAR/ADVENT CENTRA CARE		48	196	80%	244
MIAMI JEWISH HEALTH SYSTEMS, INC	3	232	8	3%	243
FORT MYERS REHABILITATION AND NURSING CENTER		217	26	11%	243
KR at Hillsborough Lakes/Lutz Healthcare		233	10	4%	243
PALM BEACH PEDIATRICS PA	2	209	32	13%	243
ADVENT HEALTH - ORLANDO		184	58	24%	242
ARCHER HEALTH VENTURES, LLC		217	25	10%	242
CYPRESS COVE		235	6	2%	241
HOSPICE OF LAKE & SUMTER INC	1	235	5	2%	241
GOOD SAMARITAN CARES		236	5	2%	241
ST MARK VILLAGE	1	234	5	2%	240
Solaris Senior Living North Naples ALF		231	9	4%	240
CLARE BRIDGE OF SARASOTA		238	2	1%	240
ADVENT HEALTH - TIMBERRIDGE ER		203	36	15%	239
ORANGE COUNTY HEALTH DEPT		228	11	5%	239
FLORIDA CLINICAL LABORATORY-BIOREFERENCE LABORATORIES		89	150	63%	239
PALM GARDEN OF AVENTURA		236	3	1%	239
ARBOR FACILITY INC		239			239



# COVID-19: testing by laboratory

Data through Mar 4, 2021 verified as of Mar 5, 2021 at 09:25 AM

Data in this report are provisional and subject to change.

The numbers in the table below represent the number of Florida and non-Florida residents for whom test results were received by the Department of Health. A person can be tested by more than one laboratory and can have both positive and negative results. **Therefore, the sum of the numbers in each column will be larger than the total number of people tested.**

Reporting lab	Inconclusive	Negative	Positive	Percent positive	Total
Crossbreeze care center	1	236	2	1%	239
AMERICAN HOUSE SENIOR LIVING		189	50	21%	239
EDGEWATER AT WATERMAN VILLAGE,THE		223	15	6%	238
AZALEA TRACE		224	13	5%	237
WHITE WILSON MEDICAL IMMEDIATE CARE NICEVILLE		27	210	89%	237
TERRACES OF LAKE WORTH CARE CENTER□		225	12	5%	237
ADVENTHEALTH EXPRESS CARE AT WESLEY CH		212	24	10%	236
HOMESTEAD VILLAGE		225	11	5%	236
REGENTS PARK AT AVENTURA		221	14	6%	235
OAK HAMMOCK AT THE UNIVERSITY OF FLORIDA		229	6	3%	235
BAY TREE CARE AND REHABILITATION CENTER		197	38	16%	235
ARTHREX MEDICAL CENTER	1	132	102	43%	235
FELLOWSHIP HOME AT THE FAIRWAY LLC		228	7	3%	235
LAKE SIDE NEUROLOGIC		225	10	4%	235
NURSING PLUS OF BROWARD LLC		219	15	6%	234
Chatham Glen Healthcare and Rehabilitation Center		226	8	3%	234
STATMED QUICK QUALITY CLINIC AT NORTH PINELLAS		66	168	72%	234
Cross Gardens Care Center		233	1	0%	234
Heartland Healthcare of Ft. Myers	1	232	1	0%	234
NORTH FLORIDA PEDIATRICS - MARIANNA		195	38	16%	233
UCC - WELLINGTON		3	230	99%	233
TGH		1	231	100%	232
MANDARIN PEDIATRICS		210	22	9%	232
AZALEA TRACE PHYSICIAN SERVICES		230	2	1%	232
CHEEK AND SCOTT DRUGS INC		190	42	18%	232
ATLANTIC URGENT CARE		155	77	33%	232
BOND CLINIC, PA		168	63	27%	231
ARCPPOINT LABS OF ST PETERSBURG		152	79	34%	231
ST AUGUSTINE HEALTH & REHAB CENTER		230	1	0%	231
DE LUNA HEALTH AND REHABILITATION CENTER		207	23	10%	230
ManorCare Health Services-Palm Harbor	1	229			230
MACCLENNEY NURSING AND REHAB		211	18	8%	229
LYNN HAVEN SPORTS COMPLEX-WALKON CLINIC		21	208	91%	229
Consulate Health Care of St. Petersburg		222	7	3%	229
WASHINGTON REHAB AND NURSING		218	10	4%	228
ADVENT HEALTH - WESTCHASE ER		190	38	17%	228
PARKS HEALTHCARE & REHABILITATION CTR	4	211	11	5%	226
HEARTLAND PEDIATRICS OF LAKE PLACID PA		196	30	13%	226
Lake Port Square Health Center		210	16	7%	226
Lakewood Nursing Center		196	29	13%	225
PEDIATRICS IN BREVARD PA		188	37	16%	225
Avante at Inverness		223	1	0%	224
FLORIDA ATLANTIC UNIVERSITY STUDENT HEALTH		185	38	17%	223
WALGREENS 10670		199	24	11%	223
LEHIGH VALLEY GENOMICS			223	100%	223
BAYVIEW CENTER		217	5	2%	222

# COVID-19: testing by laboratory

Data through Mar 4, 2021 verified as of Mar 5, 2021 at 09:25 AM

Data in this report are provisional and subject to change.

The numbers in the table below represent the number of Florida and non-Florida residents for whom test results were received by the Department of Health. A person can be tested by more than one laboratory and can have both positive and negative results. **Therefore, the sum of the numbers in each column will be larger than the total number of people tested.**

Reporting lab	Inconclusive	Negative	Positive	Percent positive	Total
PINNACLES PEDS CARE PA		222			222
NORTH FLORIDA PEDIATRICS PA - DUVAL		193	29	13%	222
Concordia Village of Tampa AL		216	5	2%	221
LUIS A GHIGLINO MD PA		212	8	4%	220
APLS SERVICES LLC D/B/A CLEAR DIAGNOSTICS	12	205	2	1%	219
CCS - JOSEPH V CONTE		217	2	1%	219
WOOD LAKE HEALTH AND REHABILITATION CENTER		219			219
DISCOVERY VILLAGE AT MELBOURNE		193	26	12%	219
Boynton Beach Rehabilitation Center	2	213	4	2%	219
Signature healthcare of Jacksonville		213	5	2%	218
CITY OF PORT SAINT LUCIE		202	16	7%	218
Avante at Orlando		214	4	2%	218
THE RESIDENCE AT TIMBER PINES	4	189	25	11%	218
THE MANOR AT CARPENTERS		185	32	15%	217
ST. CLOUD REGIONAL MEDICAL CENTER		199	18	8%	217
ASCENSION MEDICAL GROUP		5	212	98%	217
LAKE PORT SQUARE		200	17	8%	217
DAIRY ROAD URGENT CARE	2	108	106	49%	216
BROOKDALE ATRIM WAY		210	6	3%	216
GATEWAY/ADVENT CENTRA CARE	1	24	190	88%	215
CONEY ISLAND HOSPITAL		207	7	3%	214
Orchid Cove at Sarasota		213	1	0%	214
JACKSONVILLE UNIVERSITY	1	200	13	6%	214
FORT PIERCE HEALTH CARE		207	7	3%	214
BLOCK, NATION, CHASE, AND SMOLEN FAMILY MEDICINE		157	57	27%	214
SURREY PLACE CARE CENTER		207	6	3%	213
Consulate Healthcare of West Palm Beach		197	16	8%	213
CORAL REEF NURSING & REHABILITATION CENTER		209	4	2%	213
SAMIR EBEID MD		191	22	10%	213
PONTE VEDRA GARDENS		211	1	0%	212
ARDEN COURTS OF TAMPA	2	205	5	2%	212
San Jose Health & Rehabilitation		206	6	3%	212
PCB CLINIC		167	45	21%	212
CONSULATE HEALTH CARE OF WINTER HAVEN		209	3	1%	212
POCONO MEDICAL CENTER		212			212
WIREGRASS DIRECT PRIMARY CARE PLLC		179	33	16%	212
LCS SANDHILL COVE LLC DBA	6	196	9	4%	211
SUPERIOR RESIDENCES OF PANAMA CITY BEACH		205	6	3%	211
EDGEWOOD NURSING CENTER		204	7	3%	211
SUNRISE DIAGNOSTIC LABORATORY		158	53	25%	211
MACTOWN, INC		209	2	1%	211
Surrey Place Healthcare and Rehabilitation		209	2	1%	211
GOOD SAMARITAN SOCIETY OF DELAND		199	11	5%	210
AMELIA MEDICAL CARE		63	147	70%	210
NSPIRE HEALTHCARE LAUDERHILL		204	6	3%	210
HEALTH FIRST - HOLMES REGIONAL MEDICAL CENTER		32	177	85%	209

# COVID-19: testing by laboratory

Data through Mar 4, 2021 verified as of Mar 5, 2021 at 09:25 AM

Data in this report are provisional and subject to change.

The numbers in the table below represent the number of Florida and non-Florida residents for whom test results were received by the Department of Health. A person can be tested by more than one laboratory and can have both positive and negative results. **Therefore, the sum of the numbers in each column will be larger than the total number of people tested.**

Reporting lab	Inconclusive	Negative	Positive	Percent positive	Total
DOCTORS MEMORIAL FAMILY MEDICINE	2	143	64	31%	209
The Palace Nursing and Rehabilitation Center		209			209
Whispering Oaks	11	175	23	11%	209
Taylor Care Center		204	5	2%	209
220 GOLDEN, LLC	1	192	16	8%	209
VETERANS AFFAIRS ORLANDO VA MEDICAL CENTER			209	100%	209
Bayside Health and Rehabilitation		177	31	15%	208
PALMS MEDICAL GROUP HIGH SPRINGS		174	33	16%	207
FULGENT GENETICS	2	165	40	19%	207
ADVENT HEALTH - LAKE NONA		179	27	13%	206
BERNHARDT LABORATORIES	1	152	52	25%	205
PADDOCK RIDGE		201	3	1%	204
LIFE CARE CENTER OF PORT ST. LUCIE		194	10	5%	204
ANGELS DIAGNOSTIC GROUP		160	44	22%	204
Nspire Health Care Kendall		194	10	5%	204
BROOKDALE OF SPRING HILL	9	192	2	1%	203
BORLAND GROOVER CLINIC	1	167	35	17%	203
COLONY CLUB ALF,THE	1	189	13	6%	203
SOLARIS SENIOR LIVING VERO BEACH		196	7	3%	203
GLENRIDGE ON PALMER RANCH,THE		195	8	4%	203
ADVENT HEALTH CENTRA CARE - DAYTONA BEACH		94	108	53%	202
POLK COUNTY HEALTH DEPARTMENT		178	24	12%	202
ADVENT HEALTH CENTRA CARE - APOPKA NORTH		172	30	15%	202
PATHGROUP LABS LLC		97	105	52%	202
VAMC WEST PALM LAB		5	196	98%	201
HOLISTIC PEDIATRICS GROUP LLC		180	21	10%	201
LAKEVIEW INTERNAL MEDICINE		145	56	28%	201
Governors Creek Health and Rehabilitation	1	198	2	1%	201
Sunnyside Nursing Home		197	4	2%	201
ST ANTHONYS REHABILITATION HOSPITAL	9	190	2	1%	201
HERITAGE HEALTHCARE AND REHABILITATION CENTER		195	5	3%	200
SOUTHLAND SUITES OF ORMOND BEACH	4	195			199
PALM BEACH COUNTY FIREFIGHTERS HEALTH CLINIC, LLC		162	37	19%	199
ADVENT HEALTH - CARROLLWOOD	4	169	26	13%	199
INN AT ASTON GARDENS, THE		192	7	4%	199
CORAL GABLES NURSING & REHABILITATION CENTER		188	10	5%	198
LAUREL POINT CARE ACQUISITION LLC DBA SANDGATE GARDENS REHAB AND NURSI		171	27	14%	198
DEPARTMENT OF HEALTH & HUMAN SERVICES		198			198
MORSE LIFE MEMORY CARE RESIDENCE		189	9	5%	198
MATHISON RETIREMENT COMMUNITY, INC	1	188	8	4%	197
LORI MCAULIFFE MD PA		173	23	12%	196
ABBIEJEAN RUSSELL CARE CENTER		195	1	1%	196
EVENT MED SERVICES LABORATORY		191	5	3%	196
Cross Terrace REhabilitation		193	2	1%	195
LAKE VIEW CARE CENTER AT DELRAY		189	6	3%	195
CONSULATE HEALTH CARE OF MELBOURNE		191	4	2%	195

# COVID-19: testing by laboratory

Data through Mar 4, 2021 verified as of Mar 5, 2021 at 09:25 AM

Data in this report are provisional and subject to change.

The numbers in the table below represent the number of Florida and non-Florida residents for whom test results were received by the Department of Health. A person can be tested by more than one laboratory and can have both positive and negative results. **Therefore, the sum of the numbers in each column will be larger than the total number of people tested.**

Reporting lab	Inconclusive	Negative	Positive	Percent positive	Total
TARPON POINT NURSING AND REHABILITATION CENTER		191	3	2%	194
NO FLORIDA PEDIATRICS, PA		167	27	14%	194
CHILDREN MED CARE INC		162	32	16%	194
OAKBROOK HEALTH AND REHABILITATION CENTER	1	179	14	7%	194
ST PETERSBURG PEDIATRICS-EAST BAY	1	161	31	16%	193
SARNO EXTENDED HOURS		124	69	36%	193
FLORIDA HEALTH CARE PLAN INC		2	189	99%	191
HEALTH LINK DIAGNOSTIC LABORATORIES		182	9	5%	191
POMPANO REHABILITATION AND NURSING CTR		190			190
GUEST HOUSE Ocala, THE		185	5	3%	190
CYPRESS POINT LIVING, LLC		175	15	8%	190
NEO GENOMICS - FORT MYERS	1	183	6	3%	190
AMA MEDICAL GROUP LLC		158	31	16%	189
WATERMARK LAKE POINTE WOODS LLC		171	18	10%	189
Flagler Health and Rehabilitation		185	3	2%	188
OCEAN REEF MEDICAL CENTER		150	38	20%	188
WOMEN'S CARE FLORIDA LABORATORY		183	5	3%	188
FINLAY CLINICAL LABORATORY INC		36	152	81%	188
VI AT BENTLEY VILLAGE HOME CARE		187	1	1%	188
PALM HARBOR FAMILY PRACTICE & WALK-IN		140	47	25%	187
DOS OF NORTH SHORES NURSING & REHAB CENTER		187			187
BOCA RATON REHABILITATION CENTER	4	180	3	2%	187
MEDICAL CONSULTANTS OF FLORIDA LLC	1	153	33	18%	187
PLANTATION NURSING & REHAB CENTER		187			187
The Waterford		184	2	1%	186
ANTHEM LAKES LLC		151	35	19%	186
ADVANCED MEDICAL GROUP		1	184	99%	185
VIERA MANOR ASSISTED LIVING RESIDENCE		178	7	4%	185
GRACE PEDIATRICS		155	30	16%	185
NIGHT LITE PEDIATRICS WINTER GARDEN		144	41	22%	185
RITECARE MEDICAL CENTER		120	65	35%	185
ADVENT		172	13	7%	185
MARTIN ACQUISITION 1 LLC DBA		172	13	7%	185
ST. JAMES BAY HEALTH AND REHABILITATION CENTER		183	1	1%	184
BAY VUE NURSING AND REHABILITATION CENTER		174	10	5%	184
SANDY PINES	2	164	18	10%	184
GEORGIA DEPARTMENT OF PUBLIC HEALTH	1	5	178	97%	184
SUNCOAST URGENT CARE		135	49	27%	184
LEESBURG PEDIATRICS		161	23	13%	184
FIRST CHOICE PEDIATRICS SEMORAN		96	88	48%	184
ARDEN COURTS OF SEMINOLE		142	41	22%	183
TUSCAN GARDENS OF PALM COAST		178	5	3%	183
ADVENT HEALTH CENTRA CARE - WESLEY CHAPEL		13	170	93%	183
UNIVERSITY OF MIAMI		56	127	69%	183
BAPTIST HEALTH PRIMARY CARE	1	134	48	26%	183
PATRIOT MEDICAL LABORATORIES		174	8	4%	182

# COVID-19: testing by laboratory

Data through Mar 4, 2021 verified as of Mar 5, 2021 at 09:25 AM

Data in this report are provisional and subject to change.

The numbers in the table below represent the number of Florida and non-Florida residents for whom test results were received by the Department of Health. A person can be tested by more than one laboratory and can have both positive and negative results. **Therefore, the sum of the numbers in each column will be larger than the total number of people tested.**

Reporting lab	Inconclusive	Negative	Positive	Percent positive	Total
BROOKDALE ORANGE PARK		181	1	1%	182
BARKLEY PLACE	1	177	4	2%	182
BOULEVARD REHABILITATION CENTER		169	13	7%	182
FLAGLER COUNTY DETENTION CENTER		174	8	4%	182
HOSPITAL FOR SPECIAL SURGERY		179	3	2%	182
CANTERFIELD OF CLAY COUNTY		144	38	21%	182
NADAL PEDIATRICS - VICTORIA STREET (3385)		153	28	15%	181
PBC FIREFIGHTER BENEFIT FUND WELLNESS CENTER		143	36	20%	179
BODYK		175	4	2%	179
STERLING HOUSE OF PUNTA GORDA		178	1	1%	179
BRADEN RIVER REHABILITATION CENTER LLC		178	1	1%	179
ZON BEACHSIDE LLC		142	37	21%	179
YOUR FAMILY WALK-IN CLINIC		13	166	93%	179
JACKSONVILLE NURSING AND REHAB CENTER		170	8	4%	178
PATHWAY PHARMACY		145	33	19%	178
LAB CORP	1	100	76	43%	177
ADVENT HEALTH CENTRA CARE - CARROLLWOOD		5	172	97%	177
PRIMECARE OF DOTHAN		123	54	31%	177
AFTER HOURS PEDIATRICS INC	1	1	175	99%	177
Heritage Park Rehabilitation & Healthcare		159	18	10%	177
MIRACLE HILL NURSING & REHABILITATION CENTER INC		172	5	3%	177
Emory L Bennett State Veterans Nursing Home		173	3	2%	176
DISCOVERY VILLAGE AT NAPLES		159	17	10%	176
ARDEN COURTS OF LARGO FL, LLC		153	22	13%	175
CARENOW LAKE MARY		45	130	74%	175
ORLANDO HEALTH EMERGENCY DEPARTMENT		163	12	7%	175
IMA MEDICAL GROUP		114	61	35%	175
BHA CENTRAL COUNTY CLINIC		148	27	15%	175
ASTON GARDENS AT PELICAN MARSH		169	5	3%	174
GENE BY GENE		61	113	65%	174
ALL SEASONS NAPLES LLC		169	5	3%	174
GULF COAST MEDICAL CENTER		170	4	2%	174
The Inn at Sarasota Bay Club		172	2	1%	174
EDWARD J HEALEY REHAB & NURSING CENTER		174			174
NEW YORK CITY DEPARTMENT OF HEALTH & MENTAL		140	33	19%	173
HOSPICE OF ST FRANCIS INC		167	6	3%	173
CANTERFIELD OF OCALA, LLC		161	11	6%	172
KENILWORTH CARE & REHABILITATION CENTER		162	10	6%	172
QUICK CARE MED LLC	1	121	50	29%	172
US MEDICAL CARE, INC		154	18	10%	172
ROSECASTLE OF CITRUS		142	30	17%	172
BROOKDALE FORT MYERS THE COLONY		167	4	2%	171
JUPITER MEDICAL CENTER URGENT CARE - STUART		124	47	27%	171
MIAMI VA HEALTHCARE SYSTEM			171	100%	171
RENAISSANCE AT THE TERRACES		170	1	1%	171
SPRINGS AT LAKE POINTE WOODS		169	2	1%	171

# COVID-19: testing by laboratory

Data through Mar 4, 2021 verified as of Mar 5, 2021 at 09:25 AM

Data in this report are provisional and subject to change.

The numbers in the table below represent the number of Florida and non-Florida residents for whom test results were received by the Department of Health. A person can be tested by more than one laboratory and can have both positive and negative results. **Therefore, the sum of the numbers in each column will be larger than the total number of people tested.**

Reporting lab	Inconclusive	Negative	Positive	Percent positive	Total
CENTRAL FLORIDA HEALTHCARE GROUP LLC		150	21	12%	171
EMERALD COAST PEDIATRICS & ADOL		153	17	10%	170
ALLSOUTH URGENT CARE		6	164	96%	170
FORT WALTON REHABILITATION CENTER		133	36	21%	169
CONCORD LIFE SCIENCES LLC	2	150	17	10%	169
Life Care Center of Orlando		164	5	3%	169
HAWKINS FAMILY MEDICINE LLC	1	119	49	29%	169
LAKESIDE HEALTH CENTER		168			168
EXOSOME DIAGNOSTICS	1	149	18	11%	168
TUSCAN GARDENS OF VENETIA MANAGEMENT COMPANY		155	13	8%	168
SOUTH BALDWIN REGIONAL MEDICAL CENTER		156	12	7%	168
BRIGHTON EGGERT PHARMACY INC		163	5	3%	168
FARAH MEDICAL		158	10	6%	168
BENDERSON FAMILY SKILLED NURSING AND□		151	17	10%	168
PANAMA CITY DEVELOPMENTAL CENTER□		168			168
BEACON AT GULF BREEZE, THE	2	157	9	5%	168
ADVENT HEALTH CENTRA CARE - TEMPLE TERRACE	1	103	63	38%	167
WORKPLACE SCREENING INTELLIGENCE			167	100%	167
URGENT CARE OF THE PALM BEACHES, NORTH PALM BEACH			167	100%	167
JUPITER MEDICAL CENTER URGENT CENTER		130	36	22%	166
KINDRED HOSPITAL THE PALM BEACHES		160	5	3%	165
STERLING HOUSE OF WINTER HAVEN		162	3	2%	165
ROSECASTLE OF ZEPHRHILLS		162	3	2%	165
NORTH FLORIDA INTERNAL MEDICINE PA		131	34	21%	165
PARTICLE THEORY LABS		151	14	8%	165
CITRUS HEALTH AND REHAB		132	33	20%	165
THE ARLINGTON OF NAPLES INC.		162	3	2%	165
OSPREY VILLAGE AT AMELIA ISLAND LTD		155	9	5%	164
SUWANNEE VALLEY NURSING CENTER		150	14	9%	164
WHITE WILSON MEDICAL CENTER IMMEDIATE CARE		57	107	65%	164
PEDIATRICS OF GREATER ORLANDO		140	23	14%	163
TRI COUNTY NURSING HOME		162	1	1%	163
BRADENTON HEALTH CARE		163			163
BAY EDUCATORS WELLNESS CENTER		106	57	35%	163
PRECISION GENETICS, INC		157	6	4%	163
MEADOWCREST FAMILY PHYSICIANS		97	66	40%	163
CAYUGA MEDICAL CENTER AT ITHACA		157	5	3%	162
GLADES HEALTH CARE CENTER		159	3	2%	162
HIGHLANDS URGENT CARE			162	100%	162
MEDICATION ROOMS-CSU/CI NURSE STATION	1	150	11	7%	162
COASTAL INTERNAL MEDICINE		123	38	24%	161
LAKEVIEW TERRACE RETIREMENT COMMUNITY		144	17	11%	161
WOODBIDGE FACILITY INC		156	5	3%	161
DOLPHIN POINTE HEALTH CARE LLC		142	19	12%	161
CRYSTAL RIVER HEALTH & REHAB		161			161
SOMERBY LAKE NONA		154	7	4%	161

# COVID-19: testing by laboratory

Data through Mar 4, 2021 verified as of Mar 5, 2021 at 09:25 AM

Data in this report are provisional and subject to change.

The numbers in the table below represent the number of Florida and non-Florida residents for whom test results were received by the Department of Health. A person can be tested by more than one laboratory and can have both positive and negative results. **Therefore, the sum of the numbers in each column will be larger than the total number of people tested.**

Reporting lab	Inconclusive	Negative	Positive	Percent positive	Total
KEYSTONE REHAB		160			160
GREENBRIAR REHABILITATION AND NURSING CENTER	1	159			160
BIOIQ		111	48	30%	159
ARCADIA HEALTH AND REHABILITATION CENTER		100	59	37%	159
MOBILE INFIRMARY MED CENTER PATH LAB		144	15	9%	159
BROOKDALE PENSACOLA		158	1	1%	159
HUNT CLUB PEDIATRIC ASSOCIATES PA		101	58	36%	159
PHYSICIANS REGIONAL MEDICAL CENTER - PINE RIDGE		19	139	88%	158
WESLEY HAVEN VILLA	1	123	34	22%	158
MID FLORIDA PATHOLOGY LLC MOBILE UNIT #4		107	51	32%	158
CSL PLASMA		31	127	80%	158
WUESTHOFF REF LABORATORY			158	100%	158
JUNO DERMATOLOGY LLC		144	14	9%	158
PEDIATRIC SPECIALISTS MEDICAL GROUP	1	144	12	8%	157
SUNY UPSTATE MEDICAL UNIVERSITY		145	11	7%	156
TIMBERRIDGE NURSING HOME & REHAB		123	33	21%	156
Englewood Healthcare and Rehab		141	15	10%	156
COCOA BEACH/ADVENT CENTRA		41	114	74%	155
MILLENNIUM PHYSICIAN GROUP LLC		133	22	14%	155
METROPOLITAN HOSPITAL CENTER		149	6	4%	155
CARE CENTERS OF NASSAU		152	3	2%	155
HIGHLANDS LAKE CENTER		150	4	3%	154
DIAMOND RIDGE		147	7	5%	154
SUMMERFIELD EMERGENCY ROOM		114	40	26%	154
PALMETTO FACILITY INC	1	153			154
FAWCETT MEMORIAL HOSPITAL-LAB		39	115	75%	154
PRUITT HEALTH		152	2	1%	154
MIDWAY PRIMARY CARE, LLC	11	79	63	41%	153
ALTAMONTE MD			153	100%	153
HIALEAH SHORES NURSING AND REHAB CENTER		145	8	5%	153
DOCTORS MEMORIAL FAMILY PRACTICE	2	118	33	22%	153
BARTRAM CROSSING		153			153
ARDEN COURTS OF DELRAY BEACH FL LLC	3	140	10	7%	153
ST VINCENT'S AMBULATORY CARE INC DBA	2	132	18	12%	152
ANCHOR CARE AND REHABILITATION CENTER		150	1	1%	151
The Crossroads		149	1	1%	150
POINTE, THE		122	28	19%	150
VIERA DEL MAR HEALTH AND REHABILITATION CENTER		146	4	3%	150
REGENCY PARK		132	18	12%	150
LABORATORY OF FLORIDA		97	53	35%	150
SUNNY HILLS ALF OF SEBRING INC		138	11	7%	149
PRECISION HEALTH RESOURCES, LLC	1	133	15	10%	149
GOLD CHOICE SENIOR COMMUNITIES		109	40	27%	149
VIPEDIATRICS PLLC		136	13	9%	149
LABCORP BURLINGTON		117	32	21%	149
WILLISTON PEDIATRICS PA	1	126	22	15%	149

# COVID-19: testing by laboratory

Data through Mar 4, 2021 verified as of Mar 5, 2021 at 09:25 AM

Data in this report are provisional and subject to change.

The numbers in the table below represent the number of Florida and non-Florida residents for whom test results were received by the Department of Health. A person can be tested by more than one laboratory and can have both positive and negative results. **Therefore, the sum of the numbers in each column will be larger than the total number of people tested.**

Reporting lab	Inconclusive	Negative	Positive	Percent positive	Total
Kindred Hospital South Florida Hollywood SNU		142	7	5%	149
BETHESDA HEALTH URGENT CARE		95	54	36%	149
NORTH PORT REHABILITATION AND NURSING CENTER		147	1	1%	148
FLORIDA DEPARTMENT OF HEALTH IN TAYLOR COUNTY	1	104	43	29%	148
SIGNATURE HEALTHCARE OF ORANGE PARK		145	3	2%	148
REFUAH HEALTH CENTER LABORATORY		141	7	5%	148
WRIGHTS HEALTH CARE AND REHABILITATION CENTER		118	30	20%	148
VILLAGE PLACE NH LLC		124	24	16%	148
KRYSTAL BAY NURSING AND REHABILITATION		144	4	3%	148
SEAGRASS VILLAGE FLEMING ISLAND		110	37	25%	147
PHYSICIAN PARTNERS PERRY		85	62	42%	147
NO FLORIDA PEDIATRICS, PA - BRADFORD		120	27	18%	147
CHARTER SENIOR LIVING OF PANAMA CITY BEACH		126	21	14%	147
SONATA COCONUT CREEK	2	122	23	16%	147
CORE BIO LABS		76	70	48%	146
PROVIDENCE HOSPITAL LABORATORY		138	8	5%	146
Quail Run Health Care Center		146			146
VILLAGE PEDIATRICS LLC		121	25	17%	146
MILLENNIUM LAB SERVICES			145	100%	145
BROOKDALE CAPE CORAL		145			145
REGENCY CARE OF BLOUNTSTOWN LLC		135	10	7%	145
A PLUS PEDIATRICS		127	18	12%	145
WALGREENS 6221		127	17	12%	144
WEST COAST FAMILY MEDICAL CARE		113	31	22%	144
NCRNC INC		140	4	3%	144
PALM BEACH COUNTY HEALTH DEPT LAB	4	134	6	4%	144
FHMG-FLORIDA HOSPITAL MEDICAL GROUP		122	22	15%	144
BENTON HOUSE AT OAKLEAF		114	30	21%	144
NAVARRE GARDENS LLC		118	25	17%	143
ADVENTHEALTH CENTRA CARE PONCIANA	1	81	61	43%	143
ALL FLORIDA FAMILY AND SPORTS MEDICINE		123	20	14%	143
JEFFERY WEINZWEIG		2	141	99%	143
SEAVIEW NURSING AND REHABILITATION CENTER		141	1	1%	142
Oakhurst Center		135	7	5%	142
GRAVITY DIAGNOSTICS, LLC		36	106	75%	142
PORT ST LUCIE REHABILITATION AND HEALTHCARE		98	43	30%	141
ADVENTHEALTH HOSPICE CARE CENTRAL FLORIDA		138	3	2%	141
LAKE REGIONAL URGENT CARE		11	130	92%	141
CROSSWINDS HEALTH AND REHABILITATION CENTER	1	138	2	1%	141
STAR CARE		122	19	13%	141
FAMILY EXTENDED CARE OF CENTRAL TAMPA		123	18	13%	141
RDV SPORTSPLEX PEDIATRICS		115	26	18%	141
OAKS OF KISSIMMEE HEALTH AND REHABILITATION CENTER		138	3	2%	141
CHURCH OF SCIENTOLOGY FLAG SERVICE ORGANIZATION		139	2	1%	141
UNITED CLINICAL LABORATORIES		132	9	6%	141
NAPHCARE, INC AT MANATEE COUNTY JAIL		116	25	18%	141



# COVID-19: testing by laboratory

Data through Mar 4, 2021 verified as of Mar 5, 2021 at 09:25 AM

Data in this report are provisional and subject to change.

The numbers in the table below represent the number of Florida and non-Florida residents for whom test results were received by the Department of Health. A person can be tested by more than one laboratory and can have both positive and negative results. **Therefore, the sum of the numbers in each column will be larger than the total number of people tested.**

Reporting lab	Inconclusive	Negative	Positive	Percent positive	Total
NOVARI CARE LLC		97	44	31%	141
TUSCAN ISLE CHAMPIONSGATE OP CO LLC		138	2	1%	140
JACKSON COUNTY HEALTH DEPARTMENT		98	42	30%	140
WEDGEWOOD HEALTHCARE CENTER		92	48	34%	140
ELLENTON PEDIATRICS PA		129	11	8%	140
F&T MEDICAL RESEARCH, INC		140			140
Nemours Children's Urgent Care		80	59	42%	139
CRANE CENTER		108	31	22%	139
The Ponce Therapy Care Center		135	4	3%	139
Gulf Coast Healthcare (Longwood Health and Rehab		118	21	15%	139
DESOTO PALMS ALF		134	5	4%	139
LabCorp L#09258090 M#09258105		74	64	46%	138
Hampton Court Nursing and Rehabilitation Center		136	2	1%	138
HEALTHPOINT MED GRP OF THE EMERALD COAST LLC		108	30	22%	138
DAYSpring VILLAGE		116	22	16%	138
AMERICAN PATHOLOGY PARTNERS		136	2	1%	138
VILLA MARIA WEST SKILLED NURSING FACILITY		131	7	5%	138
CARENOW URGENT CARE - LAKE MARY			137	100%	137
MANOR AT BLUEWATER BAY		131	6	4%	137
QUEENS HOSPITAL CENTER	1	127	9	7%	137
ADVENT HEALTH CENTRA CARE - CITRUS PARK		9	128	93%	137
PPC-LAB EDI ORCHARD BI		129	8	6%	137
ADVENT HEALTH CENTRA CARE - DELAND		28	109	80%	137
SONATA DELRAY BEACH		125	11	8%	136
DB MD		121	15	11%	136
CAREATC CITY OF TAMPA		110	26	19%	136
CLARE BRIDGE OF CAPE CORAL	1	135			136
AMERICAN FAMILY MEDICAL LLC		97	39	29%	136
ADVENT HEALTH CENTRA CARE - ORANGE CITY	1	53	82	60%	136
MV MEDICAL PRACTICE DBA PRIMARY URGENT CARE		128	7	5%	135
NORTH BEACH REHABILITATION CENTER		133	2	1%	135
MED COMP SCIENCES		1	134	99%	135
PEDIATRIC CARE CENTER		135			135
WALGREENS 4915	1	120	14	10%	135
GRAVITY DIAGNOSTICS		48	87	64%	135
IRL MARKET LAB ALACHUA		104	31	23%	135
LONGWOOD HEALTH AND REHABILITATION CENTER		124	11	8%	135
WINDSOR OF LAKEWOOD RANCH,THE		132	2	1%	134
DOCTOR'S IN HOUSE LABORATORY		18	116	87%	134
ADVANCED MEDICAL CENTER		86	48	36%	134
ALLCARE MEDICAL CENTERS PC		111	23	17%	134
SOUTH CAMPUS FACILITY INC		122	11	8%	133
ISLAND HEALTH AND REHABILITATION CENTER		132	1	1%	133
SACRED HEART HEALTH SYSTEM INC		104	29	22%	133
STEWART MEDICAL GROUP		34	99	74%	133
FINNISH AMERICAN REST HOME-ALF		131	2	2%	133

# COVID-19: testing by laboratory

Data through Mar 4, 2021 verified as of Mar 5, 2021 at 09:25 AM

Data in this report are provisional and subject to change.

The numbers in the table below represent the number of Florida and non-Florida residents for whom test results were received by the Department of Health. A person can be tested by more than one laboratory and can have both positive and negative results. **Therefore, the sum of the numbers in each column will be larger than the total number of people tested.**

Reporting lab	Inconclusive	Negative	Positive	Percent positive	Total
THE REHABILITATION CENTER OF LAKE CITY		127	5	4%	132
FLORIDA HEALTH CARE PLANS INC		1	131	99%	132
THE WELLNESS CENTER AT LAKEWOOD RANCH		43	88	67%	131
MAINSTREAM DIAGNOSTIC LABORATORY LLC		112	19	15%	131
CITRUS MEMORIAL HOSPITAL			131	100%	131
FOUNTAINS OF HOPE LLC, THE		130	1	1%	131
INTEGRATED REGIONAL LABORATORIES		119	12	9%	131
LIFE BRITE		114	16	12%	130
CENTRACARE		17	113	87%	130
MACKOUL PEDIATRICS FORT MYERS		112	17	13%	129
QUALITY URGENT CARE AND WELLNESS PL	3	91	35	27%	129
BMHSI-AEL MICROBIOLOGY LABORATORY	2	102	25	19%	129
TRI-COUNTY NURSING HOME		117	12	9%	129
The Crossings		127	2	2%	129
AMERICAN HEALTH ASSOCIATES INC		112	17	13%	129
HARBORCHASE OF VERO BEACH	1	112	15	12%	128
WILLOW BROOKE COURT AT AZALEA TRACE		127	1	1%	128
CLEARWATER STATMED QUICK QUALITY CLINICS		38	90	70%	128
LIFE CARE CENTER OF ALTAMONTE SPRINGS		102	26	20%	128
DAYSRING SENIOR LIVING LLC		126	2	2%	128
ENCOMPASS HEALTH REHABILITATION OF SEA PINES		127	1	1%	128
GEORGE SAFRAN MD PC		116	12	9%	128
Lakeside Nursing and Rehabilitation Center	1	102	25	20%	128
ARDEN COURTS OF FORT MYERS		123	4	3%	127
GESSLER CLINIC PA		98	29	23%	127
HILLSBOROUGH COUNTY DEVELOPMENTAL CTR	1	117	9	7%	127
SHOAL CREEK REHABILITATION CENTER		85	42	33%	127
PENSACOLA PEDIATRICS - PACE		119	8	6%	127
AMERICAN HOUSE-BONITA SPRINGS		125	1	1%	126
PROVISTA DIAGNOSTICS, INC		123	3	2%	126
QUICK CARE MED PL CR		80	46	37%	126
FAWCETT MEMORIAL HOSPITAL LABORATORY			126	100%	126
PROMPT CARE OF CENTRAL FLORIDA			125	100%	125
GULFCOAST PEDIATRICS		117	8	6%	125
EAST NEW YORK DIAGNOSTIC AND TREATMENT		119	6	5%	125
MCW MENTAL HEALTH LLC		123	2	2%	125
CLINICA HISPANA		1	124	99%	125
TGH URGENT CARE - SEMINOLE			125	100%	125
THE CLUB AND REHABILITATION CENTER		123	1	1%	124
ARBOR GLEN AT ARBOR TRACE	2	113	9	7%	124
KINDRED HOSPITAL-BAY AREA-ST PETERSBURG LAB	1	117	6	5%	124
MANOR CARE OF PALM HARBOR		123	1	1%	124
PROFESSIONAL URGENT CARE SERVICES		91	33	27%	124
RIVERSIDE RECOVERY OF TAMPA		123	1	1%	124
WILLOWBROOKE COURT AT ST ANDREWS ESTATES		119	5	4%	124
IQBAL A FARUQUI MD		91	32	26%	123

# COVID-19: testing by laboratory

Data through Mar 4, 2021 verified as of Mar 5, 2021 at 09:25 AM

Data in this report are provisional and subject to change.

The numbers in the table below represent the number of Florida and non-Florida residents for whom test results were received by the Department of Health. A person can be tested by more than one laboratory and can have both positive and negative results. **Therefore, the sum of the numbers in each column will be larger than the total number of people tested.**

Reporting lab	Inconclusive	Negative	Positive	Percent positive	Total
ADVENT HEALTH CENTRA CARE - BRANDON		31	92	75%	123
SONNIS PEDIATRICS PA		110	13	11%	123
NORTH FL SOUTH GA HCS-MALCOM RANDALL VAMC			123	100%	123
ADVENT HEALTH - PALM HARBOR ER		94	29	24%	123
COQUINA CENTER		119	3	2%	122
THREE OAKS PHARMACY INC		109	13	11%	122
CHERRY OAK PALM BEACH COUNTY		116	6	5%	122
Mt Sinai Aventura			122	100%	122
URGENT CARE TCMA			121	100%	121
GENEDX		46	75	62%	121
Crystal Health & Rehab Center		115	6	5%	121
WINDERMERE MEDICAL CENTER		117	4	3%	121
FLORIDA DEPARTMENT OF HEALTH IN LAKE COUNTY	1	78	42	35%	121
PARKVIEW HEALTH		121			121
BROOKDALE JENSEN BEACH		117	3	3%	120
MEYER PEDIATRICS		107	13	11%	120
ARIZONA DEPARTMENT OF HEALTH SERVICES		5	115	96%	120
MINUTECLINIC DIAGNOSTIC OF RHODE ISLAND, LLC #729		116	4	3%	120
SUNLIFE PHARMACY		111	9	8%	120
LIFE CARE CENTER OF JACKSONVILLE		99	21	18%	120
EMBRY RIDDLE AERONAUTICAL UNIVERSITY HEALTH SERVICES		1	118	99%	119
BOSTON RED SOX CLUB LP		117	2	2%	119
RESEARCH CENTERS OF AMERICA, LLC		97	22	18%	119
FIRSTCARE CLINIC		64	55	46%	119
ISLAND URGENT CARE PLLC DBA AFC URGENT CARE		118	1	1%	119
MATHISON RETIREMENT COMMUNITY		114	5	4%	119
PALMS FACILITY INC		104	15	13%	119
COASTAL HEALTH AND REHAB		110	8	7%	118
PSL NAPLES BH OPERATIONS, LLC		118			118
SH HERON EAST LLC		103	15	13%	118
CITRUS MEMORIAL HEALTH SYSTEM LAB		2	116	98%	118
PEDIATRIC ASSOCIATES AT ARGYLE PA		112	6	5%	118
RDX BIOSCIENCE		60	58	49%	118
WALTON PLACE		118			118
DIAGNOSTIC LABORATORY OF OKLAHOMA		94	23	20%	117
Avante at Melbourne		116	1	1%	117
NEIGHBORHOOD MEDICAL CENTER		112	5	4%	117
FLORIDA STATE HOSPITAL CLINICAL LABORATORY		117			117
RITE MEDICAL CARE PC		116	1	1%	117
SPRING HAVEN RETIREMENT	1	116			117
PANAMA PHARMACY	3	96	17	15%	116
BELVEDERE COMMONS OF FORT WALTON BEACH		106	10	9%	116
LEE COUNTY SCHOOL DISTRICT	1	108	7	6%	116
HOBDAIR FAMILY HEALTH LLC		81	35	30%	116
KINDRED HOSPITAL MELBOURNE	1	110	4	3%	115
JPR URGENT MEDICAL CARE		113	2	2%	115

# COVID-19: testing by laboratory

Data through Mar 4, 2021 verified as of Mar 5, 2021 at 09:25 AM

Data in this report are provisional and subject to change.

The numbers in the table below represent the number of Florida and non-Florida residents for whom test results were received by the Department of Health. A person can be tested by more than one laboratory and can have both positive and negative results. **Therefore, the sum of the numbers in each column will be larger than the total number of people tested.**

Reporting lab	Inconclusive	Negative	Positive	Percent positive	Total
TIFFANY HALL NURSING AND REHAB CENTER		106	9	8%	115
BROOKDALE COLONIAL PARK	2	112	1	1%	115
CLERMONT URGENT CARE			115	100%	115
SUNFLOWER SPRINGS ASSISTED LIVING		105	10	9%	115
MAGNOLIA MEDICAL CLINIC		11	104	90%	115
MEASE COUNTRYSIDE HOSPITAL		1	114	99%	115
ADVENTHEALTH MEDICAL GROUP FAMILY MEDICINE AT		88	26	23%	114
D PEDIATRICS		99	15	13%	114
ELAN BUENA VISTA		97	17	15%	114
SENIOR LIVING VII TAMPA LLC	1	104	9	8%	114
VITAS HEALTHCARE CORPORATION OF FLORIDA		111	3	3%	114
CABANA AT JENSEN DUNES, THE		110	4	4%	114
BROWARD HEALTH CORAL SPRINGS EPIDEMIOLOGY DEPT		1	113	99%	114
NADAL PEDIATRICS		87	27	24%	114
AMERICAN HOUSE COCONUT POINT		96	17	15%	113
THE COURTYARD ASSISTED LIVING		109	4	4%	113
TREASURE COAST MEDICAL ASSOCIATES		4	109	96%	113
Courtyards of Orlando Care Center		101	12	11%	113
Sandy Ridge Center for Rehabilitation and Healing		91	21	19%	112
TRADITION MEDICAL CENTER LABORATORY		48	64	57%	112
ALLIED HEALTH FORT PIERCE		112			112
MONTEFIORE MEDICAL CENTER LABORATORIES - MOSES		102	10	9%	112
CLEVELAND CLINIC FOUNDATION		12	100	89%	112
JEFFERSON COUNTY HEALTH DEPARTMENT-MONTICELLO		81	31	28%	112
UNIVERSITY MEDICAL CENTER SUITES		98	13	12%	111
PHYSICIANS REGIONAL CLINIC		82	29	26%	111
HOSPICE OF THE TREASURE COAST		107	4	4%	111
CCS - PAUL REIN DETENTION FACILITY		83	28	25%	111
ARBOR TERRACE ORTEGA LLC	2	107	2	2%	111
HIGHLANDS MEDICAL CENTER		108	3	3%	111
WESTWOOD NURSING & REHAB		77	34	31%	111
MD 365 MEDICAL CARE		109	1	1%	110
ST PETERSBURG PEDIATRICS-MLK JUNIOR BLVD		101	9	8%	110
PINELLAS COUNTY JAIL			110	100%	110
L&S SENIOR CARE DBA ARCADIA OAKS	4	105	1	1%	110
LAKE HOUSE ASSISTED LIVING		93	17	15%	110
SOLARIS SENIOR LIVING OF MERRITT ISLAND		105	4	4%	109
MG PORT CHARLOTTE II SUBTENANT LLC		98	11	10%	109
SMILEY MEDICAL GROUP		80	29	27%	109
TGH URGENT CARE - TYRONE		2	107	98%	109
SEMINOLE TRIBE OF FLORIDA		89	20	18%	109
BIODESIX, INC.		81	28	26%	109
UNIVERSITY HEALTH SYSTEM INC		98	10	9%	108
EVANS HEALTH CARE		106	2	2%	108
KINDRED HOSPITAL - SOUTH FLORIDA		105	3	3%	108
SUMMIT MEDICAL GROUP		99	9	8%	108

# COVID-19: testing by laboratory

Data through Mar 4, 2021 verified as of Mar 5, 2021 at 09:25 AM

Data in this report are provisional and subject to change.

The numbers in the table below represent the number of Florida and non-Florida residents for whom test results were received by the Department of Health. A person can be tested by more than one laboratory and can have both positive and negative results. **Therefore, the sum of the numbers in each column will be larger than the total number of people tested.**

Reporting lab	Inconclusive	Negative	Positive	Percent positive	Total
PINELLAS CARE CENTER		78	30	28%	108
FLAGLER COLLEGE HEALTH SERVICES		79	29	27%	108
Riviera Health Resort		108			108
PREMIER MEDICAL CENTER LLC		108			108
KINDRED HOSPITAL SOUTH FLORIDA		105	2	2%	107
NAVY HOSPITAL			107	100%	107
BAY VIEW HEALTHCARE		85	22	21%	107
GRAND OAKS HEALTH & REHABILITATION		106	1	1%	107
HEARTLAND PHARMACY LAKE PLACID, INC		79	27	25%	106
HEART OF FLORIDA REGIONAL MED CTR		35	71	67%	106
THE VILLAGES REGIONAL HOSPITAL FREESTANDING		93	13	12%	106
NORTH FLORIDA EVALUATION AND TREATMENT CENTER	2	99	5	5%	106
MINUTECLINIC LLC #4987		92	14	13%	106
ELMCROFT OF BELLA VITA		98	8	8%	106
HEARTLAND HEALTHCARE AND REHAB CENTER		84	22	21%	106
CSL PLASMA INC		7	99	93%	106
JACKSONVILLE VA UNIVERSITY OPC	4	99	3	3%	106
PICH KTM CORP DBA MEDTOWN PHARMACY		89	16	15%	105
WELLOW URGENT CARE PC		105			105
ALTERNATIVE LIVING, INC DBA TWIN CITIES PAVILION		102	3	3%	105
MEDICAL CONSULTANTS OF FLORIDA DBA	1	90	14	13%	105
PEDIATRIC CARE CENTER- JACKSONVILLE BEACH		75	29	28%	104
ST JOSEPH'S HOSPITAL LABORATORY			104	100%	104
ROHR HOME		101	3	3%	104
EAST RIDGE RETIREMENT VILLAGE INC		104			104
SOUTH BALDWIN MEDICAL CENTER GULF SHORES		83	21	20%	104
J FRANK AVEY MD		81	23	22%	104
PREDICTIVE LABORATORIES, INC	1	90	13	13%	104
DIATHERIX LABORATORIES		60	44	42%	104
VISTA MANOR		92	12	12%	104
GRANDE, THE	2	98	4	4%	104
North Lake Care Center		103	1	1%	104
ESCAMBIA COUNTY JAIL DETENTION DIVISION		101	3	3%	104
HOSPICE OF THE EMERALD COAST INC - PANAMA CITY	2	94	7	7%	103
FLORIDA MEDICAL CLINIC LLC		58	45	44%	103
FHMG LAKE MARY PEDS		89	14	14%	103
MY CLINICAL LAB INC		17	86	83%	103
LATE HOURS URGENT CARE		58	45	44%	103
ATMORE COMMUNITY HOSPITAL LABORATORY		77	25	25%	102
SEMINOLE SPORTS AND FAMILY MEDICINE		91	11	11%	102
ALL MY KIDS PEDIATRICS INC		75	27	26%	102
FAMILY MEDICAL CARE OF PALM BEACH		41	60	59%	101
ISLAND DOCTORS		12	89	88%	101
WHITE PLAINS HOSPITAL CENTER LAB		97	4	4%	101
A2Z DIAGNOSTICS		100	1	1%	101
HAZELDEN FLORIDA	1	97	3	3%	101

# COVID-19: testing by laboratory

Data through Mar 4, 2021 verified as of Mar 5, 2021 at 09:25 AM

Data in this report are provisional and subject to change.

The numbers in the table below represent the number of Florida and non-Florida residents for whom test results were received by the Department of Health. A person can be tested by more than one laboratory and can have both positive and negative results. **Therefore, the sum of the numbers in each column will be larger than the total number of people tested.**

Reporting lab	Inconclusive	Negative	Positive	Percent positive	Total
BROOKDALE VERO BEACH SOUTH AL		101			101
PRIME HEALTH OF NORTH PORT LLC		89	12	12%	101
DOUGLAS T JACOBSON STATE VETERANS HOME		100			100
Consulate Health Care of Port Charlotte		98	2	2%	100
CCS - BROWARD COUNTY JAIL		94	6	6%	100
Centre Pointe Health and Rehabilitation Center		89	11	11%	100
SANIBEL INTERNAL MEDICINE, LLC		96	3	3%	99
Royal Oaks Nursing and Rehab		99			99
OPPENHEIMER PLASTIC SURGERY LLC		94	5	5%	99
GLOBAL CENTRAL LABS AT PPD	2	88	9	9%	99
EMERALD COAST CENTER		96	3	3%	99
WESTCHESTER MEDICAL CENTER		96	3	3%	99
BAYCARE HEALTH SYSTEMS		2	97	98%	99
Peninsula Care and Rehab		87	12	12%	99
CVS		24	75	76%	99
CENTRAL FLORIDA HEALTH CARE		47	52	53%	99
VIERA HOSPITAL			99	100%	99
VILLAS OF HOLLY BROOK - BRADENTON 14TH		99			99
KINDRED HOSPITAL NORTH FLORIDA	3	90	6	6%	99
CAREMOUNT MEDICAL - PATHOLOGY		95	4	4%	99
SEMINOLE COUNTY HEALTH DEPARTMENT		79	19	19%	98
Cross Landings Health and Rehabilitation		97	1	1%	98
PruittHealth Fleming Island		86	12	12%	98
BONITA PHARMACY		89	9	9%	98
FLORIDA COMMUNITY HEALTH CENTERS INC			98	100%	98
ST MARK ASSISTED LIVING CENTER	1	85	12	12%	98
LANDMARK, THE		48	50	51%	98
CHARLES CROFT MD	1	96	1	1%	98
SUMMIT MEDICAL GROUP PA		88	10	10%	98
PLAZA OF HALLANDALE BEACH		98			98
URINEGOODHANDS LLC		96	2	2%	98
SEVEN HILLS HEALTH AND REHABILITATION CENTER		81	16	16%	97
ARBOR TRAIL		77	20	21%	97
SUNSHINE GARDENS		96	1	1%	97
HEALTH CENTERS AT BRENTWOOD		96	1	1%	97
WILTON MANORS HEALTH & REHABILITATION CENTER		88	9	9%	97
RIDGEWOOD DIAGNOSTIC LABORATORY		92	5	5%	97
HURLBURT FIELD CLINIC		39	58	60%	97
ST PETERSBURG PEDIATRICS-SEMINOLE		84	13	13%	97
ARBOR TERRACE SAN JOSE LLC	3	92	2	2%	97
MACADAMS HOME HEALTH AGENCY		96	1	1%	97
EC OPCO CARROLLWOOD LLC		91	6	6%	97
PANCARE HEALTH GULF COUNTY		70	27	28%	97
PEDIATRIC ASSOCIATES ORLANDO		82	14	15%	96
BAYSHORE MEMORY CARE		96			96
ESCAMBIA COUNTY JAIL	1	69	26	27%	96

# COVID-19: testing by laboratory

Data through Mar 4, 2021 verified as of Mar 5, 2021 at 09:25 AM

Data in this report are provisional and subject to change.

The numbers in the table below represent the number of Florida and non-Florida residents for whom test results were received by the Department of Health. A person can be tested by more than one laboratory and can have both positive and negative results. **Therefore, the sum of the numbers in each column will be larger than the total number of people tested.**

Reporting lab	Inconclusive	Negative	Positive	Percent positive	Total
MARKET STREET VIERA		95	1	1%	96
SURFSIDE URGENT CARE		77	19	20%	96
325TH MEDICAL GROUP		83	12	13%	95
SIGNATURE HEALTHCARE OF PORT CHARLOTTE		88	7	7%	95
SUPERIOR RESIDENCES OF LECANTO		80	15	16%	95
ORLANDO LUTHERAN TOWERS ASSISTED LIVING		95			95
PALMS EDGE	1	88	6	6%	95
DEVANSH LAB WERKS INC		79	16	17%	95
MIAMI BEACH COMMUNITY HEALTH CENTER		1	94	99%	95
CROSS CITY REHABILITATION AND HEALTH CARE CENTER		72	23	24%	95
THE TERRACE OF KISSIMMEE		80	15	16%	95
MINNESOTA TWINS		90	5	5%	95
MICRO PATH LABORATORIES INC		91	3	3%	94
ADVENT HEALTH CENTRA CARE - EAST ORLANDO		65	29	31%	94
DIAGNOSTIC SOLUTIONS		3	91	97%	94
CONSULATE HEALTH CARE OF SARASOTA	1	93			94
QPS, LLC		91	3	3%	94
ADVENTHEALTH MEDICAL GROUP PRIMARY CARE		89	4	4%	93
VITAS HEALTHCARE		83	10	11%	93
KALEIDA HEALTH CENTER FOR LABORATORY		87	6	6%	93
Golfview Healthcare Center		90	3	3%	93
PENNSYLVANIA DEPT OF HEALTH		21	72	77%	93
CARE RESOURCE COMMUNITY HEALTH CENTERS INC		91	2	2%	93
HOSPICE OF MARTIN & ST LUCIE, INC		90	3	3%	93
MINUTECLINIC DIAGNOSTIC		87	6	6%	93
LABCORP RTP		34	58	63%	92
HARBORCHASE OF NAPLES		79	13	14%	92
LECONTE MEDICAL CENTER LAB		73	19	21%	92
ADVENT HEALTH CENTRA CARE - WATERMAN		79	13	14%	92
LAKELAND REGIONAL HEALTH LAKE MIRIAM		50	42	46%	92
KORGENE LAB	1	23	68	74%	92
ARDEN COURTS OF LELY PALMS		90	2	2%	92
AHEC CLINIC		7	84	92%	91
TUSCAN ISLE OPERATING COMPANY LLC DBA		88	3	3%	91
JOHN KNOX VILLAGE OF FLORIDA ALF	1	86	4	4%	91
BAHIA OAKS LODGE		85	6	7%	91
HERON CLUB AT PRESTANCIA		89	2	2%	91
NORTH SHORE MEDICAL LABS	1	82	7	8%	90
KEYS MEDICAL GROUP			90	100%	90
DELAND WELLNESS CENTER			90	100%	90
FIRST CHOICE PEDIATRICS INC		83	7	8%	90
MAGNOLIA DIAGNOSTIC		2	88	98%	90
MINUTECLINIC DIAGNOSTIC OF SOUTH CAROLINA, LLC		74	16	18%	90
CENTURY CENTER FOR REHABILITATION & HEALING		72	18	20%	90
LEE MEMORIAL HEALTH SYSTEM HEALTH FAIR		84	5	6%	89
MOOSEHAVEN LIFE CARE CENTER		89			89

# COVID-19: testing by laboratory

Data through Mar 4, 2021 verified as of Mar 5, 2021 at 09:25 AM

Data in this report are provisional and subject to change.

The numbers in the table below represent the number of Florida and non-Florida residents for whom test results were received by the Department of Health. A person can be tested by more than one laboratory and can have both positive and negative results. **Therefore, the sum of the numbers in each column will be larger than the total number of people tested.**

Reporting lab	Inconclusive	Negative	Positive	Percent positive	Total
PEDIATRICS IN BREVARD PA- ROCKLEDGE		54	35	39%	89
MEMORY CARE OF NAPLES		89			89
STUART LODGE LIVING LLC		66	23	26%	89
FREEDOM INN AT TARPON SPRINGS		82	7	8%	89
BAY REGIONAL URGENT CARE	1	51	37	42%	89
NORTH FLORIDA SPINE AND WELLNESS		69	20	22%	89
HAWTHORN HOUSE□		75	14	16%	89
NSPIRE HEALTHCARE TAMARAC		80	9	10%	89
ATRIUM AT LIBERTY PARK□		85	4	4%	89
ADVANCED EMURGENT CARE		27	62	70%	89
EPWORTH VILLAGE RETIREMENT COMMUNITY		88			88
LAKE GIBSON VILLAGE, LLC		85	3	3%	88
AVERO DIAGNOSTICS		64	24	27%	88
Winter Garden Rehab and Nursing Facility		77	11	13%	88
East Bay Rehabilitation Center		54	34	39%	88
GOVERNOR'S CREEK HEALTH & REHABILITATION		87	1	1%	88
PACIFIC ANALYTICS			87	100%	87
BRANDON HEALTH AND REHABILITATION CENTER	1	85	1	1%	87
MINUTECLINIC DIAGNOSTIC OF TEXAS, LLC		77	10	11%	87
CALADIUM PEDIATRICS		79	8	9%	87
BAPTIST MEDICAL CENTER SOUTH		70	16	19%	86
ERIE COUNTY MEDICAL CTR CLINICAL LABS		82	4	5%	86
PENSACOLA DEVELOPMENTAL CENTER		67	19	22%	86
STONY BROOK UNIVERSITY MEDICAL CENTER		72	14	16%	86
SOUTH GEORGIA MEDICAL CENTER		48	38	44%	86
DISCOVERY VILLAGE AT THE FORUM		86			86
FLORIDA ATLANTIC UNIVERSITY		80	6	7%	86
BHA TITUSVILLE CLINIC		78	8	9%	86
LIFESTREAM BEHAVIORIAL CENTER		64	21	25%	85
BAY PINES MEDICAL ASSOCIATES		1	84	99%	85
LABFIRST - DEPARTMENT OF PATHOLOGY		81	4	5%	85
LENOX HILL HOSPITAL		79	6	7%	85
MIAMI SHORES NURSING & REHAB		85			85
WALGREENS #12673		82	3	4%	85
TURNING POINT OF TAMPA		79	6	7%	85
PORT CHARLOTTE REHABILITATION CENTER		72	13	15%	85
AVANTE AT OCALA INC		55	30	35%	85
ARDEN COURTS OF PALM HARBOR		68	17	20%	85
W. FRANK WELLS NURSING HOME		84	1	1%	85
Baldwin Pediatrics		73	11	13%	84
DEBARY HEALTH AND REHABILITATION CENTER		81	3	4%	84
ARBOR OAKS AT TYRONE	9	73	2	2%	84
NITE LITE PEDIATRICS – JACKSONVILLE		76	8	10%	84
PINES OF SARASOTA GARDEN		84			84
CLYDE E LASSEN STATE VETERANS NURSING HOME		59	25	30%	84
GIBBENS FAMILY MEDICAL, LLC		65	18	22%	83



# COVID-19: testing by laboratory

Data through Mar 4, 2021 verified as of Mar 5, 2021 at 09:25 AM

Data in this report are provisional and subject to change.

The numbers in the table below represent the number of Florida and non-Florida residents for whom test results were received by the Department of Health. A person can be tested by more than one laboratory and can have both positive and negative results. **Therefore, the sum of the numbers in each column will be larger than the total number of people tested.**

Reporting lab	Inconclusive	Negative	Positive	Percent positive	Total
CORNERSTONE MEDICAL CARE OF BRANDON PL		69	14	17%	83
SONATA WEST		81	2	2%	83
A COUNTRY PLACE ASSISTED LIVING FACILITY		81	2	2%	83
LAFAYETTE NURSING AND REHABILITATION CENTER		81	2	2%	83
CAN COMMUNITY HEALTH		82	1	1%	83
ASHRAF MEDICAL GROUP PLLC DBA PULSE MD		80	3	4%	83
CANOPY ON BERRYHILL, THE		51	32	39%	83
GRAND OAKS OF JENSEN BEACH LLC		82	1	1%	83
LABCORP EMPLOYER SERVICES		82	1	1%	83
BARBARA O'REILLY MD PA		80	3	4%	83
LAB		29	53	65%	82
EAST ALABAMA MEDICAL CENTER LABORATORY		70	12	15%	82
EXPERTUS LABORATORIES INC		28	54	66%	82
Lexington Health and Rehabilitation Center		82			82
THE PAVILION FOR HEALTH CARE		72	10	12%	82
HUNTSVILLE HOSPITAL LABORATORY		57	25	30%	82
WINDSOR OAKS		81	1	1%	82
BRILLIANCE ASSISTED LIVING		65	17	21%	82
UNIVERSTIY CENTER MEDICAL LLC DBA	1	77	4	5%	82
ORANGE PARK PEDIATRICS		72	9	11%	81
BIO-TECH CLINICAL LABORATORIES		41	40	49%	81
ABSOLUTE HEALTH INTERNAL MEDICINE AND PEDIATRICS		67	14	17%	81
WEST		67	14	17%	81
MINUTECLINIC DIAGNOSTIC OF SOUTH CARO		67	14	17%	81
CARE CENTERS OF NASSAU, LLC - HENDRICKS RD		81			81
FLORIDA DEPARTMENT OF HEALTH IN WALTON COUNTY		68	13	16%	81
MENORAH HOUSE		79	1	1%	80
LONG TERM CARE OF JAY, LLC		59	21	26%	80
LAKE HOWELL FAMILY MEDICINE ASSOCIATES		67	13	16%	80
CATHOLIC HEALTH SYSTEM DEPT LABORATORY		78	2	3%	80
ACE BIOMEDICAL LABS LLC		67	13	16%	80
HARBOR BEACH NURSING AND REHABILITATION CENTER		77	3	4%	80
NEW SMYRNA BEACH URGENT CARE			80	100%	80
VETERANS AFFAIRS MEDICAL CENTER - PALO ALTO		28	51	65%	79
CBS LABS OF TAMPA LLC		3	76	96%	79
PLYMOUTH HOME FOR ADULTS, INC.	8	70	1	1%	79
ROSECASTLE AT DELANEY CREEK		78	1	1%	79
BALMORAL TENANT SERVICES INC	1	43	35	44%	79
CHAMBREL AT ISLAND LAKE		76	3	4%	79
VITAS HEALTHCARE CORPORATION OF FL		65	14	18%	79
EDGEWATER AT WATERMAN VILLAGE		78	1	1%	79
MD 365 MEDICAL CARE PLLC		78			78
Madison Health and Rehabilitation Center		42	36	46%	78
MINUTECLINIC DIAGNOSTIC OF NORTH CARO		70	8	10%	78
BEACHES PEDIATRICS PA		73	5	6%	78
LAKE MORTON PLAZA		75	3	4%	78

# COVID-19: testing by laboratory

Data through Mar 4, 2021 verified as of Mar 5, 2021 at 09:25 AM

Data in this report are provisional and subject to change.

The numbers in the table below represent the number of Florida and non-Florida residents for whom test results were received by the Department of Health. A person can be tested by more than one laboratory and can have both positive and negative results. **Therefore, the sum of the numbers in each column will be larger than the total number of people tested.**

Reporting lab	Inconclusive	Negative	Positive	Percent positive	Total
EMERALD COAST BEHAVIORAL HOSPITAL		71	6	8%	77
PARK OF THE PALMS INC		77			77
TRUE NORTH HEALTH NAVIGATION LLC DBA DISPATCHHEALTH	1	60	16	21%	77
COLLIER PHARMACY		66	11	14%	77
ORANGE CITY NURSING AND REHAB		75	2	3%	77
QUALITY URGENT CARE AND WELLNESS		40	37	48%	77
HEALTH FIRST - PALM BAY HOSPITAL		2	75	97%	77
MOBILE PHYSICIAN SERVICES INC		68	8	11%	76
S-H THIRTY-FIVE OPCO- PORT ST LUCIE, LLC	1	75			76
BAPTIST HEALTH SOUTH FLORIDA - WEST BOCA URGENT CARE		52	24	32%	76
KEYSTYLE LIVING LLC	1	74	1	1%	76
WALGREENS 9627		70	6	8%	76
ARDEN COURTS OF SARASOTA		60	16	21%	76
LANDMARK HOSPITAL SOUTHWEST FLORIDA LLC		73	3	4%	76
WINDSOR REFLECTIONS		75	1	1%	76
ST VINCENT'S BIRMINGHAM		70	6	8%	76
CENTRAL BALDWIN IMMEDIATE CARE & FAMILY PRACTICE		58	18	24%	76
DYNAMIC MEDICAL USA			76	100%	76
CLINICAL PATHOLOGY ASSOCIATES-SONIC REFERENCE LAB		76			76
WEST VOLUSIA FAMILY AND SPORTS MEDICINE		75	1	1%	76
TOTAL CARE PLUS LLC			76	100%	76
FLORIDA PEDIATRIC GROUP		27	48	64%	75
AU HEALTH		61	14	19%	75
BLISS HEALTHCARE SERVICES	1	52	22	29%	75
PROMEDICA LABORATORIES		21	54	72%	75
ADVENTHEALTH EXPRESSCARE		45	30	40%	75
BOND CLINIC PA		43	32	43%	75
RAPID RELIABLE TESTING NY LLC		69	6	8%	75
LAB PLUS, LLC AT SAINT THOMAS WEST HOSPITAL		61	14	19%	75
BROWARD HEALTH MEDICAL CENTER		3	71	96%	74
HUNTINGTON HOSPITAL LABORATORY		71	3	4%	74
BROOKDALE OVIEDO		72	2	3%	74
PENSACOLA PEDIATRICS MILTON		65	9	12%	74
PUTNAM COUNTY SHERIFFS OFFICE		68	6	8%	74
NOAH CLINICAL LABORATORY		63	11	15%	74
WATERCREST ST LUCIE WEST	1	69	3	4%	73
BROWARD HEALTH MEDICAL CENTER CLINICAL LAB			73	100%	73
MINUTECLINIC DIAGNOSTIC OF OHIO LLC		57	16	22%	73
SCOTT LAKE HEALTH AND REHABILITATION CENTER		71	2	3%	73
CRESTVIEW URGENT CARE		5	68	93%	73
SIMED LABORATORY		57	16	22%	73
LAKE WALES OPERATING GROUP LLC		68	5	7%	73
EISENHOWER ARMY MEDICAL CENTER		66	7	10%	73
CONSULATE HEALTH CARE - LAKE MARY		72	1	1%	73
PANIRA HEALTHCARE CLINIC		2	70	97%	72
CRAIG BERGER MD PL D/B/A BAY AREA EYE INSTITUTE		72			72

# COVID-19: testing by laboratory

Data through Mar 4, 2021 verified as of Mar 5, 2021 at 09:25 AM

Data in this report are provisional and subject to change.

The numbers in the table below represent the number of Florida and non-Florida residents for whom test results were received by the Department of Health. A person can be tested by more than one laboratory and can have both positive and negative results. **Therefore, the sum of the numbers in each column will be larger than the total number of people tested.**

Reporting lab	Inconclusive	Negative	Positive	Percent positive	Total
PUBLIC SQUARE PHARMACY LLC		55	17	24%	72
HOLMES COUNTY HEALTH DEPARTMENT	1	58	13	18%	72
ALTAMONTE PEDIATRIC ASSOCIATES		31	41	57%	72
MID FLORIDA PRIMARY CARE PA		58	14	19%	72
KINDRED AT HOME		63	9	13%	72
FHMG- FLORIDA HOSPITAL MEDICAL GROUP		62	10	14%	72
HAVEN OF OUR LADY OF PEACE		72			72
CATHOLIC HEALTH SERVICES REGIONAL LAB		65	7	10%	72
NORTH FLORIDA PEDIATRICS		57	14	20%	71
STERLING HOUSE OF TALLAHASSEE	3	62	6	8%	71
WALGREENS 2941		68	3	4%	71
INN AT ASTON GARDENS AT PELICAN POINTE,THE		67	4	6%	71
COOPER FAMILY MEDICAL PLLC		52	19	27%	71
JERICOHO URGENT CARE		68	3	4%	71
ADVANCED LAB		67	4	6%	71
AMMON LABS		61	10	14%	71
USF HEALTH MORSANI CENTER		5	65	93%	70
ARDEN COURTS OF WEST PALM BEACH		70			70
GATTOLINE ENTERPRISES, INC. DBA FAMILY CARE PHARMACY		59	11	16%	70
MEDRITE URGENT CARE		58	12	17%	70
Highlands Regional Hospital		63	7	10%	70
RARITAN BAY PERTH AMBOY		63	7	10%	70
G & R HEALTH MART PHARMACY		58	12	17%	70
Lanier Rehab		45	25	36%	70
SUNCOAST COMMUNITY HEALTH CENTERS PEDIATRICS		21	49	70%	70
OAK MANOR NURSING HOME		66	4	6%	70
SUMMIT AT VENICE	2	63	5	7%	70
ADVENT HEALTH - LAKE MARY		60	10	14%	70
GV NAPLES OPCO, LLC		68	1	1%	69
HERITAGE HEALTHCARE AND REHABILITATION CENTER		69			69
MINUTECLINIC DIAGNOSTIC OF NORTH CAROL		59	10	14%	69
PANCARE HEALTH - MALONE CLINIC		62	7	10%	69
PLANTATION GENERAL HOSPITAL CLINICAL LAB		26	43	62%	69
CP/AIG PENSACOLA DEVELOPMENT LLC		66	3	4%	69
PARKSIDE INN	3	64	2	3%	69
SAN JOSE SENIOR CARE LLC	1	43	25	36%	69
MEMORIAL MANOR		69			69
ASSOCIATED CLINICAL LABORATORIES		61	8	12%	69
PALM BAY HOSPITAL			68	100%	68
MD LABS		41	27	40%	68
SOUTH LAKE PEDIATRICS		63	5	7%	68
STONY BROOK SOUTHAMPTON		67	1	1%	68
JENNIFER J CHIAVETTA-GRLSANTI DC		55	13	19%	68
BARRY UNIVERSITY STUDENT HEALTH SERVICES		37	31	46%	68
SUNCOAST OPTIMAL WELLNESS		23	45	66%	68
BOND CLINIC DR ELDEEB		35	33	49%	68

# COVID-19: testing by laboratory

Data through Mar 4, 2021 verified as of Mar 5, 2021 at 09:25 AM

Data in this report are provisional and subject to change.

The numbers in the table below represent the number of Florida and non-Florida residents for whom test results were received by the Department of Health. A person can be tested by more than one laboratory and can have both positive and negative results. **Therefore, the sum of the numbers in each column will be larger than the total number of people tested.**

Reporting lab	Inconclusive	Negative	Positive	Percent positive	Total
BROOKDALE BONITA SPRINGS		67	1	1%	68
MISIR DRUGS LLC		56	12	18%	68
AEL- MEMPHIS		17	51	75%	68
Avante at St Cloud, Inc.		66	2	3%	68
EXPRESS DOCS LLC			68	100%	68
MEASE MANOR INC		63	4	6%	67
BIG BOCA SMILES LLC□		65	2	3%	67
CL BRUMBACK PRIMARY CARE CLINICS		17	50	75%	67
GENPATH			67	100%	67
AMERICAN FAMILY MEDICAL		53	13	20%	66
TITUSVILLE FAMILY PRACTICE		16	50	76%	66
JACOBI MEDICAL CENTER		61	5	8%	66
LAKE CITY VA MEDICAL CENTER			66	100%	66
INDIGO MANOR□		22	44	67%	66
SOMERBY OF SANTA ROSA BEACH		57	9	14%	66
MED EXPRESS		6	60	91%	66
MEDEX MEDICAL EXPRESS OF PALATKA			66	100%	66
VETERANS AFFAIRS MEDICAL CENTER - GULF COAST		27	38	58%	65
EC OPCO PENSACOLA, LLC		64	1	2%	65
LUTHERAN HAVEN ASSISTED LIVING		65			65
TREASURE COAST FORENSIC TREATMENT CTR		44	21	32%	65
MORTON PLANT HOSPITAL NURSING			65	100%	65
BROOKDALE CENTRE POINTE	1	64			65
ISLAND COAST PEDIATRICS		58	7	11%	65
PRIMECARE AT TWIN LAKES		1	64	98%	65
BISHOP GRADY VILLAS		63	2	3%	65
SUMMER VISTA ASSISTED LIVING		38	27	42%	65
OKEECHOBEE URGENT CARE		17	48	74%	65
NORTH SHORE UNIVERSITY HOSPITAL LABORATORY		59	6	9%	65
OUT OF STATE		40	24	38%	64
GREENLEAF ALF		63	1	2%	64
WADSWORTH HEALTH CENTER		61	3	5%	64
AEGIS MEDICAL GROUP		48	16	25%	64
NEMOURS CHILDRENS PRIMARY CARE OVIEDO		51	13	20%	64
BOND AND STEELE CLINIC, PA		50	14	22%	64
AFTER HOURS PEDIATRICS			64	100%	64
Stratford Court of Palm Harbor		54	10	16%	64
LEVY COUNTY DEPARTMENT OF HEALTH		47	17	27%	64
BAPTIST HEALTH URGENT CARE AT PLANTATION		54	10	16%	64
TRINITY AL SENIOR HOUSING LLC□		45	19	30%	64
HARMONY CLINIC		1	63	98%	64
CORAL GABLES HOSPITAL			64	100%	64
NOMI HEALTH LAB SERVICES LLC		5	59	92%	64
JOSEPH L MORSE GERIATRIC CENTER	2	59	3	5%	64
NXGEN MDX		20	44	69%	64
ADVENT HEALTH CENTRA CARE - WINTER GARDEN		18	46	72%	64

# COVID-19: testing by laboratory

Data through Mar 4, 2021 verified as of Mar 5, 2021 at 09:25 AM

Data in this report are provisional and subject to change.

The numbers in the table below represent the number of Florida and non-Florida residents for whom test results were received by the Department of Health. A person can be tested by more than one laboratory and can have both positive and negative results. **Therefore, the sum of the numbers in each column will be larger than the total number of people tested.**

Reporting lab	Inconclusive	Negative	Positive	Percent positive	Total
MED ONE AT SAINT AUGUSTINE		33	30	48%	63
APC PEDIATRICS AT RYE ROAD MEDICAL PARK		63			63
BEEHIVE HOMES OF GULF BREEZE		47	16	25%	63
THOMAS INTERNAL MEDICINE		52	11	17%	63
MEDI CLINIC SARASOTA INC		62	1	2%	63
CONCIMED LLC		51	12	19%	63
PANCARE HEALTH - FREEPORT CLINIC SUITE B		54	9	14%	63
DAVID POSNACK JEWISH DAY SCHOOL		63			63
VIERA HEALTH AND REHABILITATION CENTER		62	1	2%	63
LAKELAND REGIONAL HEALTH		38	24	39%	62
BURRY'S PHARMACY INC		37	25	40%	62
SAMFORD UNIVERSITY HEALTH SERVICES		61	1	2%	62
MENTAL HEALTH CARE INC		53	9	15%	62
OVERLOOK HOSPITAL LABORATORY		57	5	8%	62
Summit Medical Group, Pa Dba Citymd		56	6	10%	62
DELCARE PA		47	15	24%	62
PEDIATRIC SERVICES OF AMERICA INC		60	2	3%	62
BIGGERS FAMILY MEDICINE PA	1	55	5	8%	61
MICHAEL AKPEKE MD		52	9	15%	61
HERNANDO COUNTY FIRE RESCUE DISTRICT		27	34	56%	61
NORTH CENTRAL BRONX HOSPITAL		59	2	3%	61
Winter Park Care and Rehab		60	1	2%	61
ST JOHNS COUNTY DETENTION CENTER		61			61
WASHINGTON REHABILITATION AND NURSING CENTER		51	10	16%	61
DASCENA, INC		52	9	15%	61
BROOKDALE PALM COAST		61			61
NORTH FLORIDA MEDICAL CENTER		57	4	7%	61
EMERALD COAST HOSPICE		60	1	2%	61
CINNAMON COVE ALF		59	1	2%	60
PALM BAY URGENT CARE		28	32	53%	60
TWIN CREEKS ASSISTED LIVING & MEMORY CARE		57	3	5%	60
PEDIATRIC SERVICES AND BREATHING CENTER PA		45	15	25%	60
WILSON MEMORIAL REGIONAL MEDICAL CENTER		56	4	7%	60
SUWANNEE COUNTY SHERIFF OFFICE		57	3	5%	60
81ST MEDICAL GROUP		28	32	53%	60
TROY REGIONAL MEDICAL CENTER		49	11	18%	60
ADVENT HEALTH - PALM COAST		1	59	98%	60
FLORIDA HEALTH CARE		8	52	87%	60
THE PRESERVE AT CLEARWATER		58	2	3%	60
BIOTECH		52	7	12%	59
CARDIOLOGY AND MEDICINE ASSOCIATES		43	16	27%	59
SOS MOBILE MEDICAL CARE LLC		48	11	19%	59
Consulate Health Care of Jacksonville		45	14	24%	59
LPG CONVENIENT CARE AT PINE ISLAND ROAD		53	6	10%	59
INTERNAL LAB		50	9	15%	59
WAVE CREST HEALTH AND REHABILITATION CENTER		57	2	3%	59

# COVID-19: testing by laboratory

Data through Mar 4, 2021 verified as of Mar 5, 2021 at 09:25 AM

Data in this report are provisional and subject to change.

The numbers in the table below represent the number of Florida and non-Florida residents for whom test results were received by the Department of Health. A person can be tested by more than one laboratory and can have both positive and negative results. **Therefore, the sum of the numbers in each column will be larger than the total number of people tested.**

Reporting lab	Inconclusive	Negative	Positive	Percent positive	Total
TBI RESIDENTIAL SERVICES, INC.		48	11	19%	59
FERN PARK DEVELOPMENTAL CENTER		5	54	92%	59
UHEALTH AT FISHER ISLAND			59	100%	59
MILLENIUM PHYSICIANS GROUP		1	58	98%	59
GRAND VILLA OF DELAND		53	6	10%	59
FLORIDA MEDICAL CLINIC PA		46	13	22%	59
RITECARE MED CTR H			59	100%	59
MICHIGAN DEPARTMENT OF HEALTH AND HUMAN SERVICES	1		57	98%	58
SONATA BOCA RATON		54	4	7%	58
GRAND ST PAUL CVS		58			58
KINDRED HOSPITAL CENTRAL TAMPA BLOOD GAS	1	52	5	9%	58
TROPICANA MANUFACTURING COMPANY INC		54	4	7%	58
Margate Health and Rehabilitation Center		56	2	3%	58
LINCOLN MEDICAL AND MENTAL HEALTH CENTER		54	3	5%	57
INNOVATIVE GENOMICS, LLC		38	19	33%	57
THE CANOPY AT BERRYHILL		57			57
ALZHEIMERS CARE CENTER OF VIERA LTD		37	20	35%	57
Palms at Ponte Vedra Assisted Living and Memory Care		54	3	5%	57
ST FRANCIS HOSPITAL		49	8	14%	57
BioReference Laboratories, Inc		7	50	88%	57
HORIZON ALF		56	1	2%	57
KAPG FLEMING ISLAND SENIOR HOUSING OPCO LLC	1	56			57
Conway Lakes Health and Rehabilitation Center		57			57
NORTHEAST FLORIDA STATE HOSP-NURSING		56	1	2%	57
ASCENSION SACRED HEART BAY LABORATORY		54	3	5%	57
MALCOM RANDALL DEPT OF VAMC			57	100%	57
WALGREENS #06012		52	5	9%	57
ROYAL CARE OF AVON PARK		54	3	5%	57
TUKA PEDIATRICS		7	49	88%	56
INTERNAL MEDICINE ASSOCIATES PA		52	4	7%	56
MEDLOGIC LABORATORIES		3	53	95%	56
PHYSICIANS PRIMARY CARE OF SOUTHWEST FLORIDA		39	17	30%	56
EAST HILL PHARMACY		38	18	32%	56
MAUREEN OROURKE-FUTEY			56	100%	56
NAIA		56			56
EAGLES WATCH CLUSTER		47	9	16%	56
VITAS HEALTHCARE CORP OF FLORIDA		55	1	2%	56
KEY WEST MEDICAL CENTER	1	50	5	9%	56
Gabisa Medical LLC		56			56
TIFFANY HALL NURSING AND REHAB		44	12	21%	56
STEINHATCHEE FAMILY MEDICAL CENTER	1	48	7	13%	56
ATRIA PARK OF LAKE FOREST (WG HERITAGE LF LLC)		54	2	4%	56
TOWERS HOME CARE		52	4	7%	56
HIALEAH HOSPITAL RESPIRATORY DEPT			56	100%	56
life Care Center of Melbourne		38	17	31%	55
PANCARE HEALTH - JACKSON COUNTY		44	11	20%	55

# COVID-19: testing by laboratory

Data through Mar 4, 2021 verified as of Mar 5, 2021 at 09:25 AM

Data in this report are provisional and subject to change.

The numbers in the table below represent the number of Florida and non-Florida residents for whom test results were received by the Department of Health. A person can be tested by more than one laboratory and can have both positive and negative results. **Therefore, the sum of the numbers in each column will be larger than the total number of people tested.**

Reporting lab	Inconclusive	Negative	Positive	Percent positive	Total
GENESIS DERMATOLOGY		51	4	7%	55
CARE CENTERS OF NASSAU LLC MINER ROAD SOUTH		55			55
CDR MAGUIRE INC	1	7	47	85%	55
KENDALL REGIONAL MEDICAL CENTER LAB	3		52	95%	55
PREMIER MEDICAL ASSOCIATES ALL FLORIDA LLC		54	1	2%	55
SONATA HUNTERS CREEK		47	8	15%	55
MARQUIS LABS, LLC		54	1	2%	55
NITE LITE PEDIATRICS - PORT ST. LUCIE		46	9	16%	55
COOPER FAMILY MEDICAL, PLLC		45	10	18%	55
PALM BAY PEDIATRICS		36	18	33%	54
ALLIANCE PEDIATRICS		24	30	56%	54
ST. CLOUD MEDICAL GROUP		54			54
FAMILY EXTENDED CARE OF PUNTA GORDA		54			54
SARATOGA HOSPITAL LABORATORY		49	5	9%	54
CLERMONT HEALTH AND REHAB		40	14	26%	54
UNITED LABORATORY SERVICES CORPORATION		38	16	30%	54
MERCY MEDICAL URGENT CARE CENTER INC		18	36	67%	54
JUNIPER VILLAGE AT NAPLES		53	1	2%	54
CHILDREN'S HOSPITAL OF ALABAMA		53	1	2%	54
CERTUS MTD OPCP LLC		52	2	4%	54
SARASOTA CO. HEALTH DEPT # 58		40	14	26%	54
SOMERSET			53	100%	53
Salerno Bay Health & Rehabilitation Center		44	9	17%	53
ADVENT HEALTH - MOUNT DORA		9	44	83%	53
VPA PC LAB		48	5	9%	53
QUOTIENT SCIENCES LABS LLC			53	100%	53
APOLLOMDX LABS		31	22	42%	53
THE GOOD SHEPARDS OF DELAND-WEST		52	1	2%	53
PROMEDICA SENIOR LIVING		51	2	4%	53
Osprey Point Nursing Center		51	2	4%	53
NICEVILLE URGENT CARE		8	44	85%	52
INTERNAL MEDICINE SPECIALIST		46	6	12%	52
ALEXANDER NININGER STATE VETERANS		52			52
SNH BRFL TENANT LLC	2	50			52
MINUTECLINIC DIAGNOSTIC OF NEW JERSEY		45	7	13%	52
ROCKLEDGE REGIONAL MEDICAL CENTER		30	22	42%	52
DEVELOPMENTAL DISABILITIES DEFENDANT PROGRAM		50	2	4%	52
ADVENT HEALTH		49	3	6%	52
TREASURE COAST PEDIATRICS PA		46	5	10%	51
PALM RIVER COMMUNITY HEALTH CENTER		46	5	10%	51
AVANTE ST CLOUD		48	3	6%	51
S-H THIRTY FIVE OPCO - ORANGE CITY, LLC		41	10	20%	51
REGENCY OAKS HEALTH CENTER		49	2	4%	51
GATEWAY CARE CENTER		50	1	2%	51
Jupiter Medical Center Pavilion		50	1	2%	51
GOOD HEARTS COVID TESTING		8	43	84%	51

# COVID-19: testing by laboratory

Data through Mar 4, 2021 verified as of Mar 5, 2021 at 09:25 AM

Data in this report are provisional and subject to change.

The numbers in the table below represent the number of Florida and non-Florida residents for whom test results were received by the Department of Health. A person can be tested by more than one laboratory and can have both positive and negative results. **Therefore, the sum of the numbers in each column will be larger than the total number of people tested.**

Reporting lab	Inconclusive	Negative	Positive	Percent positive	Total
VALENCIA HOUSE ALF		50	1	2%	51
BUECHELE DENTAL PA DBA CLERMONT FAMILY DENTISTRY		42	9	18%	51
CVS MINUTE CLINIC		1	50	98%	51
UNIVERSITY OF WEST FLORIDA, THE		50	1	2%	51
BIG BEND CARES, INC		43	8	16%	51
LPG PEDIATRICS AT PAGE FIELD		50	1	2%	51
GULFVIEW MEDICAL INSTITUTE		51			51
FINLAY CLINICAL LABORATORY		20	31	61%	51
LITTLE NECK URGENT CARE		48	2	4%	50
FLORIDA HEALTH CARE DELAND			50	100%	50
TRADITIONAL HOME HEALTH OF PALM BEACH INC		49	1	2%	50
ROCHESTER GENERAL HOSPITAL LABORATORY		46	4	8%	50
SOUTHEAST ALABAMA MEDICAL CENTER			50	100%	50
PENNSYLVANIA DEPARTMENT OF HEALTH BUREAU OF LABORATORIES			50	100%	50
BENTON HOUSE OF PORT ORANGE		44	6	12%	50
WEST ISLIP URGENT CARE		46	4	8%	50
ORCHID COVE AT DAYTONA		45	5	10%	50
GENTIVA HEALTH SERVICES CERTIFIED INC		47	3	6%	50
DEPT OF VA MED CENTE-WEST PALM BEACH			50	100%	50
CAMPBELL URGENT CARE			50	100%	50
INN AT THE FOUNTAINS, THE		34	16	32%	50
BETHUNE-COOKMAN UNIVERSITY		32	18	36%	50
GOLDEN POND COMMUNITIES		50			50
BENTLEY CARE CENTER		50			50
WALGREENS #10373		48	2	4%	50
ST CLOUD PHYSICIAN MANAGEMENT LLC DBA ST CLOUD		28	22	44%	50
ARTHREX MEDICAL CENTER		28	21	43%	49
BARNETT PARK□		2	47	96%	49
HCTB INC		47	2	4%	49
SOFT CELL LABORATORIES		45	4	8%	49
GARDENS HEALTH NH LLC		49			49
SILVER LAKE PEDIATRICS PA		45	4	8%	49
SOUTH CAROLINA DEPT OF HEALTH AND ENVIRONMENT CONTROL		10	39	80%	49
MISSION OAKS ASSISTED LIVING□		47	2	4%	49
RAINBOW PEDIATRICS PC LLC / BREAKFAST POINT		38	11	22%	49
NORTHBROOK CENTER FOR□		47	2	4%	49
DOH		23	26	53%	49
USF		1	48	98%	49
FAST PACE MEDICAL CLINIC, PLLC		42	7	14%	49
SAFARI PEDIATRICS PA		48	1	2%	49
HEALTH FIRST - CAPE CANAVERAL HOSPITAL		1	48	98%	49
MEADOWCREST FAMILY PHYSICIANS PA	1	27	21	43%	49
AESTHETIC ENHANCEMENTS		49			49
SOLARIS SENIOR LIVING NORTH NAPLES		48	1	2%	49
ALLEGRO		47	2	4%	49
INSTITUTE OF PATHOLOGY KINGS COUNTY		48	1	2%	49



# COVID-19: testing by laboratory

Data through Mar 4, 2021 verified as of Mar 5, 2021 at 09:25 AM

Data in this report are provisional and subject to change.

The numbers in the table below represent the number of Florida and non-Florida residents for whom test results were received by the Department of Health. A person can be tested by more than one laboratory and can have both positive and negative results. **Therefore, the sum of the numbers in each column will be larger than the total number of people tested.**

Reporting lab	Inconclusive	Negative	Positive	Percent positive	Total
AR ANESTHESIA LLC		47	1	2%	48
NAPLES PEDIATRICS INC□		43	5	10%	48
CAREMED INTERNAL MEDICINE		30	18	38%	48
SEWANEE MOLECULAR DIAGNOSTICS LABORATO		48			48
PHILLIPPE RIDGE		36	12	25%	48
PREMIER MEDICAL ASSOCIATES		46	2	4%	48
ADVENT HEALTH EXPRESS CARE		4	44	92%	48
THE TERRACE OF JACKSONVILLE		3	45	94%	48
HILA BECKERMAN MD LLC	1	44	3	6%	48
BAY CENTER HURRICANE SHELTER		48			48
GRAND AVENUE RX			48	100%	48
ROSECASTLE OF JACKSONVILLE LLC		47	1	2%	48
GRAND OAKS OF PALM CITY LLC□	1	41	6	13%	48
COURTYARD GARDENS OF JUPITER		48			48
MICHAEL A VENAZIO MD		45	3	6%	48
PERSONAL PEDIATRICS		42	5	11%	47
CAPE REGIONAL MEDICAL CENTER		45	2	4%	47
HERNANDO ENDOSCOPY AND SURGERY CENTER		36	11	23%	47
NAVARRE GARDENS		41	6	13%	47
POPLAR HEALTHCARE PLLC	1	11	35	74%	47
FHMG_CTR FOR SENIOR HEALTH		42	5	11%	47
PRACTICE MANAGEMENT OF AMERICA, INC.		7	40	85%	47
BARNES HEALTHCARE OF FLORIDA LLC		44	3	6%	47
INTERLAB		1	46	98%	47
HOME CARE PHARMACY		46			46
MOBILE DOC FL, LLC		29	17	37%	46
FAMILY EXTENDED CARE OF WINTER HAVEN		44	2	4%	46
ERDOX		44	2	4%	46
H LEE MOFFITT CANCER CENTER MICRO		46			46
ADVENT HEALTH MEDICAL GROUP OB GYN AT		40	6	13%	46
KAPG ST AUGUSTINE SENIOR HOUSING OPCO LLC		37	9	20%	46
TERRACE AT HOBE SOUND, THE	1	42	3	7%	46
FUTURE PEDIATRICS		43	3	7%	46
EAST MANATEE FAMILY	1	1	44	96%	46
ADVENT HEALTH - LAKE WALES		34	12	26%	46
HARTFORD HEALTH SERVICES LLC		46			46
COLLIER BLVD HMA PHYSICIAN MANAGEMENT LLC		46			46
PREMIER PLACE HEALTHCARE AT THE GLENVIEW		46			46
NEW YORK PRESBYTERIAN - QUEENS DIAGNOSTIC		42	3	7%	45
FELICIDAD MEDICAL CENTER			45	100%	45
REDI-MED WALK-IN FAMILY CARE			45	100%	45
NEOGENOMICS LABORATORIES INC		45			45
FREEDOM SQUARE NURSING CENTER□		37	8	18%	45
NIGHT LITE PEDIATRICS CENTER LLC		10	35	78%	45
EMERGENCY PHYSICIANS MEDICAL CENTER LLC		28	17	38%	45
COLLIER URGENT CARE CENTERS		44	1	2%	45

# COVID-19: testing by laboratory

Data through Mar 4, 2021 verified as of Mar 5, 2021 at 09:25 AM

Data in this report are provisional and subject to change.

The numbers in the table below represent the number of Florida and non-Florida residents for whom test results were received by the Department of Health. A person can be tested by more than one laboratory and can have both positive and negative results. **Therefore, the sum of the numbers in each column will be larger than the total number of people tested.**

Reporting lab	Inconclusive	Negative	Positive	Percent positive	Total
NORTH FLORIDA / SOUTH GEORGIA VETERANS HEALTH SYSTEM		1	44	98%	45
MINUTECLINIC DIAGNOSTIC OF KANSAS, PA		37	8	18%	45
FAMILY HEALTH CENTER		32	13	29%	45
STUART URGENT CARE			45	100%	45
SOUTHPORT SQUARE HARBOUR HEALTH		45			45
WINTER GARDEN REHAB AND NURSING CENTER		41	4	9%	45
MIRIMUS CLINICAL LABS	1	18	26	58%	45
NEXT MOLECULAR ANALYTICS		14	31	69%	45
SONORAN DESERT PATHOLOGY ASSOCIATES		2	43	96%	45
FLORIDA HOSPITAL		28	16	36%	44
Gulf Shore Care Center		39	5	11%	44
PEDIATRICS OF CENTRAL FLORIDA - SAINT CLOUD	2	40	2	5%	44
COMPLETE HOME CARE OF THE PALM BEACHES LLC		41	3	7%	44
AVOW HOSPICE INC		44			44
SOUTHSIDE HOSPITAL NORTHWELL HEALTH LABORATORY		37	7	16%	44
ST VINCENTS PRIMARY CARE		39	5	11%	44
ERIC C MRSHAL, MD, PC #1842		41	3	7%	44
CITYMD OF MANAHAWKIN		42	2	5%	44
S-H THIRTY FIVE OPCO - LUTZ, LLC		43	1	2%	44
THE MERIDIAN AT BOCA RATON	1	43			44
MARIANNA HEALTH AND REHABILITATION CENTER		43	1	2%	44
WG EVERGREEN WOODS SH LLC		44			44
QHC UPSTATE MEDICAL PC		36	8	18%	44
CALHOUN COUNTY HEALTH DEPT		20	24	55%	44
ALLIANCE OF PHYSICIANS AGAINST COVID-19			44	100%	44
Citymd Of Toms River		37	6	14%	43
BRP SH OPCO LLC		43			43
LARA HEALTH AND WELLNESS CENTER LLC		43			43
LINCOLN DIAGNOSTIC LAB		41	2	5%	43
MORTON PLANT			43	100%	43
TAMPA BAY CONCIERGE DOCTOR, LLC		41	2	5%	43
RADIOLOGY ASSOCIATES OF VENICE AND ENGLEWOOD		41	2	5%	43
SAN CARLOS PHARMACY		39	4	9%	43
CENTRA CARE - LAKE NONA		4	39	91%	43
LAKE MARY KIDS CENTRA CARE		33	10	23%	43
PATRICK AIR FORCE BASE		3	40	93%	43
CENTRAL FLORIDA PEDIATRICS		17	26	60%	43
WOLFF CTR FOR CHILD & ADOLESCENT HEALTH PLLC,THE		26	17	40%	43
Guardian Care Nursing and Rehabilitation Center		43			43
GRACE MEDICAL HOME		33	10	23%	43
PRINCETON VILLAGE□		39	4	9%	43
TGH URGENT CARE POWERED BY FAST TRACK			43	100%	43
BRANCH MEDICAL CLINIC			43	100%	43
PLAINVIEW URGENT CARE		40	2	5%	42
LUTHERAN HAVEN EXTENDED CONGREGATE CAR		42			42
ISLAND URGENT CARE PLLC		40	2	5%	42

# COVID-19: testing by laboratory

Data through Mar 4, 2021 verified as of Mar 5, 2021 at 09:25 AM

Data in this report are provisional and subject to change.

The numbers in the table below represent the number of Florida and non-Florida residents for whom test results were received by the Department of Health. A person can be tested by more than one laboratory and can have both positive and negative results. **Therefore, the sum of the numbers in each column will be larger than the total number of people tested.**

Reporting lab	Inconclusive	Negative	Positive	Percent positive	Total
SUNCOAST TECHNICAL COLLEGE SCHOOL OF HEALTH		42			42
FIRST CHOICE URGENT CARE		12	30	71%	42
LONG ISLAND UNIVERSITY - POST CAMPUS		42			42
MAIMONIDES-SHALOM ACADEMY, INC		41	1	2%	42
BENTLEY VILLAGE II		33	9	21%	42
MADISON COUNTY MEMORIAL HOSPITAL LABORATORY		15	27	64%	42
Atlantic Shore Nursing and Rehab		42			42
BENTON HOUSE OF ST. JOHNS		40	2	5%	42
KIVA AT CANTERBURY		25	17	40%	42
CLINICAL LABORATORY		42			42
HOLY NAME HOSPITAL LABORATORY		41	1	2%	42
WALGREENS 3145		39	3	7%	42
ECOLAB GROUP		8	34	81%	42
University Hills health and Rehabilitation		31	10	24%	41
URGENT CARE & WELLNESS CENTER		10	31	76%	41
FLORIDA HOSPITAL NEW SMYRNA		4	37	90%	41
UNIVERSITY OF ALABAMA		38	3	7%	41
INTERCOASTAL MEDICAL GROUP			41	100%	41
PATRICK MANOR INCORPORATED		41			41
SPRING MANOR ASSISTED LIVING		41			41
BRONX LEBANON HOSPITAL-MEDICAL CENTER		37	4	10%	41
DOH-WEST PALM BEACH BRANCH LABORATORY		2	39	95%	41
PEDIATRICS OF CENTRAL FLORIDA KISSI		33	8	20%	41
CLINICAL PATHOLOGY LABORATORIES, INC		40			40
PREMIER COMMUNITY HEALTHCARE GROUP INC		38	2	5%	40
MINUTECLINIC DIAGNOSTIC OF HAWAII LLC		34	6	15%	40
BRADFORD COUNTY HEALTH DEPARTMENT		39	1	3%	40
GRAMERCY PARK URGENT CARE		38	2	5%	40
PACIFICA SENIOR LIVING OCALA		35	5	13%	40
CAPITAL REGIONAL MEDICAL CENTER		2	38	95%	40
PRIDE DIAGNOSTICS		24	16	40%	40
NORTHWELL HEALTH PLAINVIEW HOSPITAL LABORATORY		31	9	23%	40
LOURDES HOSPITAL INC		38	2	5%	40
AVALON PARK RETIREMENT RESIDENCE		39	1	3%	40
DOT DOC SARASOTA		38	2	5%	40
MID-FLORIDA PATHOLOGY, LLC		32	8	20%	40
LONGLEAF DIAGNOSTIC LABORATORIES		11	29	73%	40
UNION MEDICAL CARE PLLC		40			40
ROYAL PALM SENIOR RESIDENCE		40			40
ADVENTIST HEALTH SYSTEM FLORIDA		27	13	33%	40
NORTH CAROLINA DEPARTMENT OF HEALTH & HUMAN SERVICES	1		39	98%	40
ADVENT HEALTH CENTRA CARE - LAKE LAND		30	9	23%	39
SUMTER PEDIATRICS		36	3	8%	39
BIOFIRE		7	32	82%	39
BAYSHORE PATHOLOGY CONSULTANTS PA		37	2	5%	39
MINUTE CLINIC INCORPORATE		32	7	18%	39

# COVID-19: testing by laboratory

Data through Mar 4, 2021 verified as of Mar 5, 2021 at 09:25 AM

Data in this report are provisional and subject to change.

The numbers in the table below represent the number of Florida and non-Florida residents for whom test results were received by the Department of Health. A person can be tested by more than one laboratory and can have both positive and negative results. **Therefore, the sum of the numbers in each column will be larger than the total number of people tested.**

Reporting lab	Inconclusive	Negative	Positive	Percent positive	Total
BAY COUNTY JAIL ANNEX		34	5	13%	39
CEDAR CREEK AT KINGS BAY INC		39			39
WG BAYPOINT VILLAGE SH LLC		38	1	3%	39
STAT ONE URGENT CARE CENTER		2	37	95%	39
THE TRADITION OF THE PALM BEACHES		38	1	3%	39
MIAMI CLINICAL RESEARCH CORP			39	100%	39
GUYAN VALLEY WELLNESS CENTER		32	7	18%	39
MEDEX MEDICAL EXPRESS OF PALATKA LLC			39	100%	39
CROSSROADS URGENT CARE		24	15	38%	39
LAKELAND REGIONAL HEALTH GATEWAY CENTER		16	23	59%	39
CARE 4 U MANAGEMENT, INC			39	100%	39
JUNIPER VILLAGE AT CAPE CORAL		34	5	13%	39
KESHAV RX LLC		33	6	15%	39
CLINICAL RESEARCH SEQUENCING PLATFORM		8	31	79%	39
LAKE INTERNAL MEDICINE ASSOCIATES PA		32	6	16%	38
BRIDGEVIEW CENTER LLC		27	11	29%	38
PANCARE HEALTH - BAY COUNTY - YOUNGSTOWN		34	4	11%	38
MOLECULAR DIAGNOSTICS		5	33	87%	38
FLORIDA DEPARMENT OF HEALTH CLAY COUNTY		25	13	34%	38
OCOE PEDIATRICS		31	7	18%	38
HOMEWOOD RESIDENCE AT FREEDOM PLAZA		37	1	3%	38
AUTUMN OF SARASOTA		12	26	68%	38
STEWART MEDICAL GROUP, INC		21	17	45%	38
BOND CLINIC, PA		9	29	76%	38
DUVAL PHARMACY		29	9	24%	38
PINES NURSING HOME		36	2	5%	38
CCRC @ SUNFLOWER LLC		35	3	8%	38
CITRUS COUNTY HEALTH DEPARTMENT		34	4	11%	38
M&V SAN JOSE MEDICAL CENTER			38	100%	38
VIP WALK IN CLINIC		19	19	50%	38
Lehigh Acres Health and Rehabilitation		26	11	30%	37
LONG ISLAND JEWISH MED CTR		34	3	8%	37
HR SARASOTA OPERATOR LLC		25	12	32%	37
ANDALUSIA HEALTH		20	17	46%	37
PATHOGENIUS LABORATORIES		30	7	19%	37
INNOVATION CLINICAL TRIALS, INC			37	100%	37
IMA MEDICAL GROUP POINCIANA		14	23	62%	37
ACCURATE DIAGNOSTIC LAB		35	2	5%	37
ONE MILO		37			37
ST AUGUSTINE PEDIATRIC ASSOC		33	4	11%	37
PONCE THERAPY CARE CENTER		34	3	8%	37
OPTUMCARE SOUTH FLORIDA, LLC		30	7	19%	37
TAYLORVILLE FAMILY MEDICINE		30	7	19%	37
CONNECTICUT DEPARTMENT OF HEALTH		22	15	41%	37
BRANDON COMMUNITY HEALTH CENTER		29	8	22%	37
GENEXPERT			37	100%	37

# COVID-19: testing by laboratory

Data through Mar 4, 2021 verified as of Mar 5, 2021 at 09:25 AM

Data in this report are provisional and subject to change.

The numbers in the table below represent the number of Florida and non-Florida residents for whom test results were received by the Department of Health. A person can be tested by more than one laboratory and can have both positive and negative results. **Therefore, the sum of the numbers in each column will be larger than the total number of people tested.**

Reporting lab	Inconclusive	Negative	Positive	Percent positive	Total
PREMISE HEALTH MIA		1	36	97%	37
FAMILY EXTENDED CARE OF SEBRING INC		35	2	5%	37
THE COLLIER AT NAPLES		36	1	3%	37
CAMBRIDGE SECURITY SERVICES		34	3	8%	37
HOLZER HEALTH CENTER		5	32	86%	37
CORRECTIONAL MEDICAL GROUP		27	9	25%	36
IMA MEDICAL CENTER		22	14	39%	36
NIGHT LITE PEDIATRIC CENTER		10	26	72%	36
PROFESSIONAL PEDIATRICS		34	2	6%	36
MAIN STREET MEDICAL CENTER OF CRESTVIEW PA		19	17	47%	36
ST ANTHONYS PRIMARY CARE LLC/JACKSON STREET			36	100%	36
LAKE CO EMPLOYEE HEALTH AND WELLNESS CENTER		32	4	11%	36
HARMONY HEALTH OPCO, LLC		15	21	58%	36
GEORGE E WEEMS MEMORIAL HOSPITAL LAB		26	10	28%	36
A & R RESEARCH GROUP		30	6	17%	36
MAKO MEDICAL		21	15	42%	36
CORNERSTONE PEDIATRICS		26	10	28%	36
WASHINGTON COUNTY HEALTH DEPARTMENT		24	12	33%	36
EASTERN SHORE URGENT CARE		25	11	31%	36
BVL/LITTLE ANGEL PEDIATRICS		36			36
BELVEDERE COMMONS OF SUN CITY CENTER		36			36
ADVENT HEALTH - FISH MEMORIAL		2	33	94%	35
MINUTECLINIC DIAGNOSTIC OF RHODE ISLAND, LLC #1544		34	1	3%	35
PARKSIDE HEALTH AND REHABILITATION CENTER			35	100%	35
BOCA TOXICOLOGY LLC		33	2	6%	35
PATHGROUP		9	26	74%	35
MAINSTREET FAMILY URGENT CARE		1	34	97%	35
AESTHETIC SURGERY CENTER OF WINTER PARK, THE	3	30	2	6%	35
P23 LABS		35			35
ST. MARYS MEDICAL CENTER		1	34	97%	35
CAREHERE LAKE SCHOOLS EMPLOYEE HEALTH CENTER		24	11	31%	35
WUESTHOFF MEMORIAL HOSPITAL			35	100%	35
CDR MAGUIRE - MIAMI BEACH CC MISSION 17388		2	33	94%	35
GUIDEWELL EMERGENCY MEDICINE DOCTORS LLC		12	23	66%	35
IRL		4	31	89%	35
PRMG - EAST NAPLES	1	23	11	31%	35
MEDEXPRESS - BLOOMIN BRANDS		18	17	49%	35
NEUROINTERNATIONAL SARASOTA		32	3	9%	35
LYSTER ACH FT RUCKER AL		32	3	9%	35
NCHD		21	14	40%	35
POARCH BANC CREEK INDIANS TRIBAL HEALTH DEPARTMENT			35	100%	35
ADVANCE URGENT CARE CENTER, LLC		1	34	97%	35
LIGHTHOUSE PEDIATRICS OF NAPLES		31	4	11%	35
ST LUCIE COUNTY JAIL		25	9	26%	34
ATRIA WILLOW WOOD		32	2	6%	34
VILLAGE ON THE ISLE		29	5	15%	34

# COVID-19: testing by laboratory

Data through Mar 4, 2021 verified as of Mar 5, 2021 at 09:25 AM

Data in this report are provisional and subject to change.

The numbers in the table below represent the number of Florida and non-Florida residents for whom test results were received by the Department of Health. A person can be tested by more than one laboratory and can have both positive and negative results. **Therefore, the sum of the numbers in each column will be larger than the total number of people tested.**

Reporting lab	Inconclusive	Negative	Positive	Percent positive	Total
FLORIDA PEDIATRIC GROUP PA		28	6	18%	34
RASHDA ALBIBI M.D. P.A.		31	3	9%	34
OCALA CBOC		32	2	6%	34
ENCOMPASS HEALTH REHABILITATION HOSPITAL OF LARGO		31	3	9%	34
TUSCAN GARDENS OF DELRAY BEACH MANAGEMENT COMPANY,		34			34
BULLS HEAD URGENT CARE		33	1	3%	34
COURTYARD GARDENS OF BOYNTON BEACH, LLC		31	3	9%	34
UNIVERSITY HOSPITAL		29	5	15%	34
JOHN KNOX VILLAGE OF CENTRAL FLORIDA		30	4	12%	34
PARAMOUNT WALK-IN CLINIC		1	33	97%	34
MILLENNIA ADVANCED SCIENTIFIC LLC			34	100%	34
LONG TERM CARE OF GULF BREEZE LLC		30	4	12%	34
NORTH FLORIDA PEDIATRICS - JACKSONVILLE		30	4	12%	34
AMERICAN ESOTERIC LAB-BIRMINGHAM		34			34
PECONIC BAY MEDICAL CENTER LABORATORY		26	8	24%	34
REDI-MED WALK IN FAMILY CLINIC			34	100%	34
SUNSHINE ASSISTED LIVING		34			34
COLLIER HMA PHYSICIAN MANAGEMENT LLC		26	8	24%	34
WHITE-WILSON MEDICAL CENTER		23	11	32%	34
SOUTHCOR LABORATORY		4	30	88%	34
COASTAL DETOX		34			34
MEDCOMP SCIENCES			34	100%	34
ASHTON PLACE	3	27	4	12%	34
ALL AMERICAN URGENT CARE			34	100%	34
STETSON UNIVERSITY STUDENT HEALTH CENTER		3	31	91%	34
ORANGE COUNTY CORRECTIONS HEALTH SERVICES		32	2	6%	34
ATRIA SAN PABLO		31	2	6%	33
CORAL HOUSE ASSISTED LIVING COMMUNITY LLC		33			33
THE SPRINGS OF PARC HILL		32	1	3%	33
FHMG - FLORIDA HOSPITAL MEDICAL GROUP		24	9	27%	33
WESTWOOD NURSING AND REHABILITATION		28	5	15%	33
CVS MINUTE CLINIC DIAGNOSTIC OF NORTH CAROL		27	6	18%	33
BOND CLINIC		3	30	91%	33
HARBORCHASE OF WELLINGTON CROSSING		31	2	6%	33
SANFORD MOBILE LAB PGA TOUR		32	1	3%	33
METRO KNOXVILLE HMA		25	8	24%	33
Consulate Health Care of Orange Park		27	6	18%	33
AHSE ROP		32	1	3%	33
PHOSPHORUS DIAGNOSTICS		27	6	18%	33
AYERS NURSING AND REHABILITATION CENTER		33			33
VETERAN AFFAIRS MEDICAL CENTER - JAMES J PETERS		30	3	9%	33
CENTRAL FLORIDA HEALTH CARE INC WAUCHULA SITE 2		26	7	21%	33
Kensington Gardens		33			33
PHYSICIAN ASSOCIATES LLC		26	7	21%	33
ALWAYS BEST CARE SENIOR SERVICES		30	3	9%	33
MINUTECLINIC DIAGNOSTIC OF SOUTH CAROL		30	3	9%	33

# COVID-19: testing by laboratory

Data through Mar 4, 2021 verified as of Mar 5, 2021 at 09:25 AM

Data in this report are provisional and subject to change.

The numbers in the table below represent the number of Florida and non-Florida residents for whom test results were received by the Department of Health. A person can be tested by more than one laboratory and can have both positive and negative results. **Therefore, the sum of the numbers in each column will be larger than the total number of people tested.**

Reporting lab	Inconclusive	Negative	Positive	Percent positive	Total
GREENRIDGE GROUP HOME	3	11	19	58%	33
NIGHT LITE PEDIATRICS URGENT CARE CENTER			33	100%	33
PORT SAINT JOHN FAMILY PRACTICE		21	12	36%	33
MINUTECLINIC, LLC		28	4	13%	32
BROOKDALE CANOPY OAKS			32	100%	32
WESTMINSTER ST AUGUSTINE		32			32
IPSUM DIAGNOSTICS		3	29	91%	32
COLORADO DEPARTMENT OF HEALTH LABORATORY SERVICES DIVISION			32	100%	32
PASSPORT HEALTH ORLANDO		32			32
JACKSON HEALTH SYSTEM		1	31	97%	32
FLORIDA DEPARTMENT OF HEALTH IN MONROE COUNTY		26	6	19%	32
TALLAHASSEE VA OPC		30	2	6%	32
WALK IN MEDICAL URGENT CARE		32			32
TRADITIONAL HOME CARE INC		31	1	3%	32
JFK MEDICAL CENTER NORTH LAB		1	31	97%	32
UNION MEDICAL CARE		32			32
OPIS COQUINA CENTER		32			32
Heartland Health Care Center North Sarasota		18	14	44%	32
VETERANS HOME			32	100%	32
LPG CONVENIENT CARE AT METRO		29	3	9%	32
MICHAEL J D'AMBROSE MD PA		29	2	6%	31
DISCOVERY COMMONS AT BRADENTON		31			31
AMERICAN ESOTERIC LABORATORIES		15	16	52%	31
UR CARE FAMILY AND SPORTS MEDICINE			31	100%	31
VILLA COURT LLC		31			31
ALAN A SMITH MD LLC		29	2	6%	31
ALABAMA CLINICS		16	15	48%	31
SANTA BARBARA CARE CENTER		18	13	42%	31
FLAGLER HOSPITAL INC	2		29	94%	31
WELLMED AT NEW TAMPA		22	9	29%	31
SOMA MEDICAL CENTER PA #3			31	100%	31
BAPTIST URGENT CARE		28	3	10%	31
LabCorp L#09258130 M#09258125		12	19	61%	31
HEALTH FIRST - VIERA HOSPITAL		1	30	97%	31
D W MCMILLAN MEMORIAL HOSPITAL		20	11	35%	31
REGENCY PARK ASSISTED LIVING FACILITY		29	2	6%	31
MINUTE CLINIC LLC #2216		29	2	6%	31
ST JOSEPHS CHILDRENS OUTREACH			31	100%	31
JAMAICA HOSPITAL MEDICAL CENTER		28	3	10%	31
COMMUNITY MEDICAL CARE CENTER INC			31	100%	31
ADVENTHEALTH MEDICAL GROUP FAMILY MEDICINE AT RDV		31			31
MIDDLETOWN MEDICAL P C		22	9	29%	31
COLLIER ANESTHESIA PAIN LLC		31			31
UNIPATH		24	7	23%	31
ENT AND ALLERGY ASSOCIATES OF FLORIDA LLC		30	1	3%	31
EASYCARE WALK-IN CLINIC	1	11	19	61%	31

# COVID-19: testing by laboratory

Data through Mar 4, 2021 verified as of Mar 5, 2021 at 09:25 AM

Data in this report are provisional and subject to change.

The numbers in the table below represent the number of Florida and non-Florida residents for whom test results were received by the Department of Health. A person can be tested by more than one laboratory and can have both positive and negative results. **Therefore, the sum of the numbers in each column will be larger than the total number of people tested.**

Reporting lab	Inconclusive	Negative	Positive	Percent positive	Total
SOUTHEASTERN OUTPATIENT SURGERY CENTER		28	3	10%	31
Okeechobee Health Care Facility		16	14	47%	30
BASSETTI MEDICAL RESEARCH INC		24	6	20%	30
CLINCLOUD, LLC			30	100%	30
WALGREENS COVID-19		26	4	13%	30
VILLAGES VA CBOC	2	26	2	7%	30
THE TERRACE AT IVY ACRES ALF		11	19	63%	30
AMMON ANALYTICAL LABORATORIES		26	4	13%	30
VETERANS AFFAIRS MEDICAL CENTER - NEW YORK HARBOR		29	1	3%	30
ROADS PEDIATRICS,LLC		28	2	7%	30
BOCA BIOLISTIC REFERENCE LAB			30	100%	30
DCH REGIONAL MEDICAL CENTER LABORATORY		29	1	3%	30
LAKE COUNTY SCHOOLS EMPLOYEE HEALTH CENTER		19	11	37%	30
RESIDENTIAL PLAZA AT BLUE LAGOON INC		27	3	10%	30
ADVENT HEALTH PRIMARY CARE PLUS, WINTER GARDEN		26	4	13%	30
WE SCREEN LLC		30			30
HERITAGE WATERSIDE		27	3	10%	30
COUNTY OF LOS ANGELES			30	100%	30
UNIVERSITY MEDICAL CTR OF PRINCETON AT		28	2	7%	30
VIKOR SCIENTITIC			30	100%	30
WEINBERG VILLAGE		29	1	3%	30
AMEERAH LABS			30	100%	30
MAGNOLIA DIAGNOSTICS, LLC		3	27	90%	30
CDC		17	12	41%	29
COLLIER COUNTY JAIL		29			29
STATEN ISLAND UNIVERSITY HOSPITAL-POUCH		29			29
COMPREHENSIVE CHILDCARE		23	6	21%	29
DUVAL COUNTY HEALTH DEPARTMENT		29			29
BAY STREET PHARMACY☐		27	2	7%	29
P4CLINICAL	3	2	24	83%	29
SUNTREE INTERNAL MEDICINE		29			29
WARDE MEDICAL LABORATORY		21	8	28%	29
CENTER ONE SURGERY CENTER		24	5	17%	29
DAVID LAWRENCE CENTER		25	4	14%	29
EVERLYWELL		16	13	45%	29
RENAISSANCE SENIOR LIVING	1	28			29
PRO HEALTH HARMONY		29			29
FAST PACE MEDICAL CLINIC		26	3	10%	29
Wiregrass Rehabilitation Center and Nursing Home		28	1	3%	29
PREMIER URGENT CARE CENTER LLC			29	100%	29
PALM GARDEN OF JACKSONVILLE		27	2	7%	29
MEDICAL PAVILION CLINIC		18	11	38%	29
PREMIUM HEALTH SERVICES OF TAMPA BAY LLC		16	13	45%	29
NEMOURS CHILDRENS CLINIC		22	7	24%	29
UNIV OF ROCHESTER-STRONG MEMORIAL HOSP		28	1	3%	29
EP MEDICAL EQUIPMENT PHARMACY		26	3	10%	29



# COVID-19: testing by laboratory

Data through Mar 4, 2021 verified as of Mar 5, 2021 at 09:25 AM

Data in this report are provisional and subject to change.

The numbers in the table below represent the number of Florida and non-Florida residents for whom test results were received by the Department of Health. A person can be tested by more than one laboratory and can have both positive and negative results. **Therefore, the sum of the numbers in each column will be larger than the total number of people tested.**

Reporting lab	Inconclusive	Negative	Positive	Percent positive	Total
NURSES HELPING HANDS INC ALF		29			29
FAMILY CARE PARTNERS URGENT CARE LLC		23	6	21%	29
MINUTECLINIC DIAGNOSTIC OF NORTH CAROLINA		28	1	3%	29
MINUTECLINIC DIAGNOSTIC OF MICHIGAN		27	2	7%	29
PERDIDO URGENT CARE		1	28	97%	29
PANCARE HEALTH - BONIFAY K-8			29	100%	29
STEWART MELBOURNE HOSPITAL			29	100%	29
JUPITER MEDICAL CENTER PHYSICIANS GROUP, INC		26	3	10%	29
LAKE MARY - STIRLING CENTER SUITE 202			29	100%	29
FAMILY AND INTERNAL MEDICINE AT AVALON PARK		25	3	11%	28
ISLAMORADA VILLAGE OF ISLANDS FIRE RESCUE		26	2	7%	28
ST PETER'S BENDER LABORATORY		27	1	4%	28
KEY PRIMARY CARE			28	100%	28
LAKE PLACID HEALTH AND REHABILITATION		1	27	96%	28
UCLA HEALTHCARE CLINICAL LABS		23	5	18%	28
A AND R RESEARCH GROUP LLC		25	3	11%	28
ATLAN		24	4	14%	28
HOLLISMED LLC		26	2	7%	28
BROOKDALE PHILLIPPI CREEK			28	100%	28
URGENT CARE CENTER			28	100%	28
EDEN AT CRESTVIEW		12	16	57%	28
CITY OF CAPE CORAL		24	4	14%	28
LAKELAND NURSING AND REHABILITATION CENTER			28	100%	28
ASTORIA HEALTH AND REHABILITATION CENTER		27	1	4%	28
ORANGE PEDIATRICS			28	100%	28
OAKMONTE VILLAGE		27	1	4%	28
MARION PEDIATRICS PA		21	7	25%	28
PINELLAS INTERNAL MEDICINE ASSOCIATES	1	26	1	4%	28
ISLAND LAKE CENTER		12	16	57%	28
PALMS, THE		28			28
CERON PEDIATRICS & INTEGRATIVE MEDICIN		28			28
ACTIVE SENIOR LIVING		26	2	7%	28
STUART REHABILITATION AND HEALTHCARE		13	15	54%	28
PORT ST LUCIE HOSPITAL		25	3	11%	28
Cleveland Clinic Laboratories		4	24	86%	28
NORTH PINELLAS CHILDRENS MEDICAL CENTER			28	100%	28
FAMILY CARE PARTNERS		18	10	36%	28
BAPTIST PRIMARY BLACK CREEK SOUTH			27	100%	27
WEISS PEDIATRIC CARE LLC		16	11	41%	27
MIGUEL E TREVINO MD PA		23	4	15%	27
BROOKDALE UNIVERSITY HOSPITAL		25	2	7%	27
SYNIVERSE WELLNESS CENTER		23	4	15%	27
ADULT MEDICINE OF LAKE COUNTY INC			27	100%	27
ACCESS 365 URGENT CARE		8	19	70%	27
CHILDREN'S MEDICAL CENTER			27	100%	27
RIVERHEAD URGENT CARE		26	1	4%	27

# COVID-19: testing by laboratory

Data through Mar 4, 2021 verified as of Mar 5, 2021 at 09:25 AM

Data in this report are provisional and subject to change.

The numbers in the table below represent the number of Florida and non-Florida residents for whom test results were received by the Department of Health. A person can be tested by more than one laboratory and can have both positive and negative results. **Therefore, the sum of the numbers in each column will be larger than the total number of people tested.**

Reporting lab	Inconclusive	Negative	Positive	Percent positive	Total
BROOKDALE BRANDON	1	26			27
MINUTECLINIC DIAGNOSTIC OF RHODE ISLAND, LLC #212		27			27
SUNCOAST LABS			27	100%	27
BITTINGS APOTHECARY INC		23	4	15%	27
LEXINGTON PLACE SENIOR LIVING COMMUNITY		27			27
Bon Secours Maria Manor		22	5	19%	27
HEALTHPARK MEDICAL CENTER ABG LAB		26	1	4%	27
ATRIA LADY LAKE		27			27
GULFSIDE HOSPICE INC		24	3	11%	27
FORT CAROLINE GARDENS, INC		25	2	7%	27
MINUTE CLINIC, LLC DBA MINUTECLINIC #4505		25	2	7%	27
ADVANCED URGENT CARE		12	15	56%	27
SIDDH INC DBA SAN CARLOS PHARMACY		25	2	7%	27
ROCKLAND URGENT CARE FAMILY HEALTH NP		27			27
BROOKDALE SOUTHPOINT			27	100%	27
AMELIA ASSISTED LIVING FACILITY		27			27
INTERIM HEALTHCARE OF NORTHWEST FLORIDA INC		25	2	7%	27
CHILDRENS MEDICAL CENTER			27	100%	27
EXPRESS CARE OF BELLEVIEW		27			27
NATIONAL MENTOR HEALTHCARE LLC			27	100%	27
FORT VALLEY STATE UNIVERSITY		27			27
LABORATORY ALLIANCE OF CENTRAL NEW YORK		26	1	4%	27
SPANISH RIVER HIGH SCHOOL ESE		23	4	15%	27
CARILLON SPORTS AND FAMILY MEDICINE		21	6	22%	27
LOOP PEDIATRICS		22	4	15%	26
BROWARD HEALTH IMPERIAL POINT NURSING			26	100%	26
CIGNA PBSO WEST PALM			26	100%	26
SANDALWOOD NURSING CENTER		26			26
WAKULLA COUNTY HEALTH DEPARTMENT		12	14	54%	26
LOT HEALTH SERVICES	1	25			26
LAKES DIALYSIS CENTER INC			26	100%	26
ADVENTHEALTH MEDICAL GROUP FAMILY MEDICINE		25	1	4%	26
COLORADO DEPARTMENT OF PUBLIC HEALTH AND ENVIRONMENT			26	100%	26
MINUTE CLINIC DIAGNOSTIC OF SC, LLC #75		25	1	4%	26
CAPE CORAL HOSPITAL ABG LABORATORY		13	13	50%	26
RAINBOW PEDIATRICS		1	25	96%	26
EAST HILL MEDICAL GROUP		17	9	35%	26
PULMONARY SPECIALISTS OF THE PALM BEACHES		16	10	38%	26
RESIDENCE AT BAY VUE		25	1	4%	26
OAKTREE HEALTHCARE			26	100%	26
WEST BROWARD CARE CENTER		24	2	8%	26
COLONY CARE CENTER		16	10	38%	26
WIREGRASS CLINIC LLC		21	5	19%	26
TGH URGENT CARE - RIVERVIEW			26	100%	26
THE MINIER URGENT CARE		20	6	23%	26
ABL MEDICAL CARE LLC			26	100%	26

# COVID-19: testing by laboratory

Data through Mar 4, 2021 verified as of Mar 5, 2021 at 09:25 AM

Data in this report are provisional and subject to change.

The numbers in the table below represent the number of Florida and non-Florida residents for whom test results were received by the Department of Health. A person can be tested by more than one laboratory and can have both positive and negative results. **Therefore, the sum of the numbers in each column will be larger than the total number of people tested.**

Reporting lab	Inconclusive	Negative	Positive	Percent positive	Total
MONCRIEF ARMY HEALTH CLINIC			26	100%	26
EPIC REFERENCE LABS INC			26	100%	26
ADVENT HEALTH PARTIN SETTLEMENT HEALTH PARK		18	8	31%	26
URGENT FAMILY CARE INC		23	3	12%	26
ST JOSEPHS HOSPITAL SOUTH HOSPITAL			26	100%	26
FLORIDA ENDOSCOPY & SURGERY CTR LLC		26			26
MONTEFIORE NEW ROCHELLE HOSPITAL		24	2	8%	26
PALM BEACH COUNTY FIRE RESCUE		24	2	8%	26
GASTROENTEROLOGY ASSOCIATES OF PENSACOLA PA		22	3	12%	25
PINELLAS 1 HOME HEALTH CARE CORP		25			25
SOUTH FLORIDA DIALYSIS CENTER		8	17	68%	25
LAKE SHERIFF		24	1	4%	25
COASTAL COMPLETE CARE		11	14	56%	25
TALLAHASSEE DEVELOPMENTAL CENTER		24	1	4%	25
ST. CLOUD HOSPITAL		20	5	20%	25
ORLANDO CLINICAL RESEARCH CENTER		23	2	8%	25
GOOD SAMARITAN HOSPITAL LABORATORY		22	3	12%	25
MINUTECLINIC DIAGNOSTIC MEDICAL GROUP		23	2	8%	25
CANTON-POTSDAM HOSPITAL LABORATORY		24	1	4%	25
VASSAR BROTHERS MEDICAL CENTER LABORATORY		24	1	4%	25
KIVA AT CANTERBURY, LLC		25			25
WOMENS CARE FLORIDA LABORATORY		25			25
HUNTINGTON STATION URGENT CARE		24	1	4%	25
WESTPAC LABS		1	24	96%	25
SANITAS		4	21	84%	25
VICK STREET MANOR		25			25
UNION CHD		22	3	12%	25
ADVENTHEALTH MEDICAL GROUP FAMILY & INTERNAL		9	16	64%	25
FEDERAL PRISON CAMP PENSACOLA			25	100%	25
ARCPPOINT LABS OF FORT LAUDERDALE		25			25
COASTAL SKIN SURGERY AND DERMATOLOGY		18	7	28%	25
SUNSHINE PEDIATRICS OF CENTRAL FLORIDA PL		23	2	8%	25
MADWAR		19	6	24%	25
MD BEAUTY LABS, PA		23	2	8%	25
ARCPPOINT LABS OF WEST PALM BEACH			25	100%	25
MD NOW MEDICAL CENTERS INC		3	22	88%	25
CITRUS CARE CLINIC			25	100%	25
DELRAY BEACH FACIAL PLASTIC SURGERY		25			25
TREEHOUSE PEDIATRICS & FAMILY CARE		25			25
THE WATERMARK AT VISTAWILLA		25			25
ADVENT HEALTH - LAKE MARY PEDIATRICS		16	9	36%	25
RJ LEE GROUP	1	23	1	4%	25
MINUTE CLINIC DIAGNOSTIC OF VIRGINIA		19	5	21%	24
THE LODGE AND REHABILITATION CENTER		9	15	63%	24
APOLLO HEALTH & REHABILITATION		18	6	25%	24
MINUTECLINIC DIAGNOSTIC OF LOUISIANA		23	1	4%	24

# COVID-19: testing by laboratory

Data through Mar 4, 2021 verified as of Mar 5, 2021 at 09:25 AM

Data in this report are provisional and subject to change.

The numbers in the table below represent the number of Florida and non-Florida residents for whom test results were received by the Department of Health. A person can be tested by more than one laboratory and can have both positive and negative results. **Therefore, the sum of the numbers in each column will be larger than the total number of people tested.**

Reporting lab	Inconclusive	Negative	Positive	Percent positive	Total
LONG BEACH URGENT CARE		24			24
FIRST CHOICE PEDIATRICS LOOP		22	2	8%	24
CSH LAKE ORIENTA LP		24			24
MAYO CLINIC JACKSONVILLE		1	23	96%	24
COURTYARDS OF ORLANDO		24			24
GROWING TOGETHER PEDIATRICS, LLC		20	4	17%	24
WELLSNOW URGENT CARE		23	1	4%	24
DOCTOR TODAY TLC LLC			24	100%	24
MED PLUS FLORENCE		20	4	17%	24
WESTMINSTER WOODS ON JULINGTON CREEK		22	2	8%	24
MARYLAND DEPARTMENT OF HEALTH			24	100%	24
GRAND LIVING AT LAKEWOOD RANCH		24			24
HENNEPIN COUNTY MEDICAL CENTER (HCMC)		13	11	46%	24
CENTERPLACE HEALTH		3	21	88%	24
STATE LAB		2	22	92%	24
HEALTH MED CENTERS		24			24
HERITAGE OAKS ASSISTED LIVING & MEMORY CARE		20	4	17%	24
HOLIDAY MEDICAL ASSOCIATES		1	23	96%	24
SENIOR LIVING IV SUN CITY LLC		17	7	29%	24
AIR, LAND & SEA PHYSICALS & CONSULTATIONS, LLC		23	1	4%	24
AVENTIS BIO-SERVICES CTL		24			24
ROWLETT MIDDLE ACADEMY		22	2	8%	24
LABORATORY DYNAMICS		20	4	17%	24
THE COMMONWEALTH OF MASSACHUSETTS			24	100%	24
SENIOR HEALTH OF WINTER PARK DUNDEE		24			24
MARTHA'S HOUSE & ASSISTED LIVING FACILITY		24			24
THE CHAPPEL GROUP RESEARCH		24			24
PHYSICIANS PRIMARY CARE OF SW FLORIDA PL		24			24
VILLAGES REHABILITATION AND NURSING CENTER		24			24
ATRIA AT ST JOSEPHS		24			24
RAINBOW PEDIATRIC CENTER		2	22	92%	24
TARPON BAYOU CENTER			24	100%	24
MAGNOLIA PEDIATRICS		4	20	83%	24
JOSEF SCHENKER MD PC		24			24
PACIFICA SENIOR LIVING FORT MYERS		15	9	38%	24
MADISON COUNTY MEMORIAL HOSP		12	12	50%	24
SUMMIT MEDICAL GROUP - 75 E NORTHFIELD		22	2	8%	24
Grand Villa of Clearwater		22	2	8%	24
Clearwater Center		10	14	58%	24
SPRINGWOOD COURT		19	5	21%	24
PRIME CARE ONE LLC/HARBORCHASE OF VENICE			24	100%	24
SUNQUEST		3	21	88%	24
URGENT CARE USA			24	100%	24
JOSEPH SCHENKER MD PC DBA CENTERS URGENT		21	3	13%	24
CARDIOLOGY AND MEDICINE ASSOCIATES INC		24			24
PALMETTO PEDIATRICS			23	100%	23

# COVID-19: testing by laboratory

Data through Mar 4, 2021 verified as of Mar 5, 2021 at 09:25 AM

Data in this report are provisional and subject to change.

The numbers in the table below represent the number of Florida and non-Florida residents for whom test results were received by the Department of Health. A person can be tested by more than one laboratory and can have both positive and negative results. **Therefore, the sum of the numbers in each column will be larger than the total number of people tested.**

Reporting lab	Inconclusive	Negative	Positive	Percent positive	Total
UF HEALTH NORTH JACKSONVILLE			23	100%	23
GRAND VILLA OF ST. PETERSBURG		21	2	9%	23
CHIPOLA MEDICAL ASSOCIATES		4	19	83%	23
BROOKWOOD BAPTIST MEDICAL CENTER		22	1	4%	23
PALMS MEDICAL GROUP - LAKE CITY WEST		3	20	87%	23
UNIV OF NORTH ALABAMA HEALTH CENTER		22	1	4%	23
HUNT CLUB PEDIATRIC ASSOCIATES LLC		19	4	17%	23
PARK WEST MEDICAL CENTER		22	1	4%	23
THORNBURG PEDIATRICS		22	1	4%	23
MID FLORIDA PATHOLOGY LLC		22	1	4%	23
PHYSICIANS STAT		3	20	87%	23
CARENOW - DOWNTOWN NORTH GULCH		22	1	4%	23
ASSISTED LIVING OF BROWARD		23			23
EMORY BENNETT VETERANS NURSING HOME	1	22			23
TIFFANY LAKE CARE CENTERS INC		23			23
NEW JERSEY		22	1	4%	23
MINUTECLINIC, LLC #08366		18	5	22%	23
BIOREFERENCE LABORATORIES INC		3	20	87%	23
NOVANT HEALTH		17	6	26%	23
UNIVERSITY HILLS HEALTH AND REHABILITATION CENTER		18	5	22%	23
EGL GENETIC DIAGNOSTICS		1	22	96%	23
SARASOTA MEMORIAL NURSING & REHABILITATION CTR		23			23
Summit Medical Group Westfield Lab		20	3	13%	23
ENGLEWOOD HOSPITAL AND MEDICAL CENTER		18	5	22%	23
NOBLE SENIOR LIVING		3	20	87%	23
FINLAY C. LABORATORY		3	20	87%	23
ADVENTHEALTH MEDICAL GROUP PULMONOLOGY		20	3	13%	23
WUESTHOFF MEDICAL CENTER-MELBOURNE			23	100%	23
LAKEVIEW HEALTH CARE SYSTEMS		9	14	61%	23
CRESTVIEW IMMEDIATE CARE LL			23	100%	23
OMEGA LABORATORIES		19	4	17%	23
WOODHOUSE INC		17	6	26%	23
CORE LABORATORY		1	22	96%	23
ISLAND COAST PEDIATRICS PA		22	1	4%	23
GENETIC TECHNOLOGICAL INNOVATIONS, LLC		11	12	52%	23
FORT PIERCE FAMILY CARE INC		16	6	27%	22
ROCKLEDEGE REGIONAL MEDICAL CENTER		17	5	23%	22
DALE MEDICAL CENTER		17	5	23%	22
PULSE MEDICAL GROUP INC			22	100%	22
CHARLOTTE CHD PORT CHARLOTTE		18	4	18%	22
TEN HEALTHCARE		6	16	73%	22
ROBERT H JENKINS JR VETERANS' DOMICILIARY HOME OF		19	3	14%	22
REHAB AND HEALTHCARE CENTER OF CAPE CORAL		22			22
DIACARTA INC.		22			22
HUNT CLUB MEDICAL		15	7	32%	22
SANFORD PEDIATRIC ASSOCIATES, PA		20	2	9%	22

# COVID-19: testing by laboratory

Data through Mar 4, 2021 verified as of Mar 5, 2021 at 09:25 AM

Data in this report are provisional and subject to change.

The numbers in the table below represent the number of Florida and non-Florida residents for whom test results were received by the Department of Health. A person can be tested by more than one laboratory and can have both positive and negative results. **Therefore, the sum of the numbers in each column will be larger than the total number of people tested.**

Reporting lab	Inconclusive	Negative	Positive	Percent positive	Total
NORTHWEST FLORIDA COMMUNITY HOSPITAL 3RD FLOOR		20	2	9%	22
BUREAU OF PUBLIC HEALTH	1	3	18	82%	22
COMMUNITY HEALTH OF SOUTH FLORIDA			22	100%	22
MOBILE DIVISION LABORATORY		7	15	68%	22
MEDEXPRESS URGENT CARE - BLOOMINGTON		19	3	14%	22
OLIVE BRANCH HEALTH AND REHABILITATION CENTER			22	100%	22
BOCA SIMON LAB		1	21	95%	22
SOLE HEALTH LLC		22			22
CLEARWATER EMPLOYEE HEALTH CLINIC		7	15	68%	22
UNIVERSITY OF ILLINOIS VETERINARY DIAG		21	1	5%	22
MORNINGSIDE MANOR & VILLA ADULT CARE C		22			22
APOLLO SURGERY CENTER		20	2	9%	22
FAMILY AND AFTER HOURS CARE		22			22
BREVARD HEALTH ALLIANCE INC		21	1	5%	22
GLEN COVE HOSPITAL		22			22
CARE HERE		1	21	95%	22
BAYCARE HEALTH SYSTEMS, LLC			22	100%	22
EBEIDS MD PEDIATRICS		19	3	14%	22
FLORIDA HOSPITAL LABS		12	10	45%	22
FORT SANDERS REGIONAL LABORATORY		22			22
STEWART MEDICAL GROUP INC			22	100%	22
SEAGRASS VILLAGE			22	100%	22
NAPHCARE, INC.		12	10	45%	22
MARATHON HEALTH FOR LIFE		19	3	14%	22
ADVENT HEALTH EXPRESS		9	13	59%	22
LONGWOOD CARDIOLOGY			22	100%	22
ELAN SPANISH SPRINGS		4	18	82%	22
FLORIDA PEDIATRICS		6	16	73%	22
DARDEN WELLNESS CENTER		19	3	14%	22
ADVENTHEALTH MEDICAL GROUP MULTISPECIALTY			22	100%	22
SHORE MEMORIAL HOSPITAL		19	3	14%	22
ADVENT HEALTH MEDICAL GROUP- FAMILY MEDICINE AT DR. PHILIPS		17	5	23%	22
HARBOUR ISLAND PEDIATRICS		12	9	43%	21
GERALD J KIVETT MD		19	2	10%	21
MINUTECLINIC DIAGNOSTIC OF TN PC #378		20	1	5%	21
MINIMALLY INVASIVE VASCULAR INC		19	2	10%	21
LPG PRIMARY CARE AT SURFSIDE		18	3	14%	21
TOTAL ACCESS URGENT CARE			21	100%	21
PRIMECARE OF DOTHAN-DALEVILLE CLINIC		16	5	24%	21
CARESPOT		1	20	95%	21
VIRTUA		17	4	19%	21
NEWYORK-PRESBYTERIAN/ LAWRENCE HOSPITAL LABORATORY		19	2	10%	21
ARDEN COURTS OF WINTER SPRINGS		18	3	14%	21
PHYSICIANS CARE		18	3	14%	21
CLINICAL PATHOLOGY LABORATORIES SOUTHEAST			21	100%	21
GRAND VILLA OF NEW PORT RICHEY		14	7	33%	21

# COVID-19: testing by laboratory

Data through Mar 4, 2021 verified as of Mar 5, 2021 at 09:25 AM

Data in this report are provisional and subject to change.

The numbers in the table below represent the number of Florida and non-Florida residents for whom test results were received by the Department of Health. A person can be tested by more than one laboratory and can have both positive and negative results. **Therefore, the sum of the numbers in each column will be larger than the total number of people tested.**

Reporting lab	Inconclusive	Negative	Positive	Percent positive	Total
JUPITER MEDICAL CENTER			21	100%	21
JEFFERSON K-12, A SOMERSET SCHOOL- CLINIC		17	4	19%	21
INTERNATIONAL MEDICAL LABORATORY INC		21			21
JOSEF SCHENKER MD PC DBA CENTERS URGENT		19	2	10%	21
GILCHRIST COUNTY JAIL		19	2	10%	21
HIGHLANDS COUNTY FIRE RESCUE		21			21
GREEN GABLES ASSISTED LIVING FACILITY		21			21
CONNECTDX		6	15	71%	21
UAH STUDENT HEALTH CENTER		14	7	33%	21
ERIC C MARSHAL MD, PC DBA MINUTECLINIC		20	1	5%	21
ST JUDE CHILDRENS RESEARCH HOSPITAL		21			21
ALAN SERURE MD		21			21
ROSLYN URGENT CARE		21			21
UTAH DEPARTMENT OF HEALTH			21	100%	21
GRAND VILLA OF ALTAMONTE SPRINGS		14	7	33%	21
ROCKLEDGE FAMILY HEALTH			21	100%	21
UPMC CHAUTAUQUA AT WCA LABORATORY		20	1	5%	21
TOTTENVILLE CIRCLE URGENT CARE		20			20
POINT OF CARE CLINICS PRIMARY CARE		20			20
BEST MEDICAL CENTER		11	9	45%	20
MINUTE CLINIC DIAGNOSTIC OF VIRGINIA, LLC		20			20
HOWARD BEACH URGENT CARE		20			20
FLORENCE J HUNT STUDENT WELLNESS CENTER - HEALTH SERVICES (ABBOTT)		20			20
PROFESSIONAL PARK PEDIATRICS PA			20	100%	20
HALIFAX HEALTH URGENT CARE		3	17	85%	20
NEW YORK METHODIST HOSPITAL		16	4	20%	20
ESTATES MEDICAL CENTER		12	8	40%	20
STEINHATCHEE DRUGS		16	4	20%	20
ORLANDO FAMILY MEDICINE		7	13	65%	20
HENDRY REGIONAL CORPORATE HEALTH			20	100%	20
TENNESSEE DEPARTMENT OF HEALTH		15	5	25%	20
FLUSHING HOSPITAL MEDICAL CENTER		16	4	20%	20
Grand Villa of Deerfield Beach		18	2	10%	20
ADIRONDACK MEDICAL CENTER		20			20
CL BRUMBACK PRIMARY CARE CLINIC LANTANA		2	18	90%	20
LAKE WORTH MANOR		19	1	5%	20
WINSHIPS PHARMACY INC		20			20
TGH MEDICAL GROUP LABORATORY CARROLLWOOD			20	100%	20
MEDICAL EXPRESS CORP		18	2	10%	20
REDITUS LABORATORIES			20	100%	20
CARESPOT OF NOCATEE		1	19	95%	20
CONSOLIDATED LAB SERVICES		10	10	50%	20
TIMBERLANE LODGE ALF	1	12	7	35%	20
BAY PEDIATRICS PA		18	2	10%	20
ODYSSEY HEALTHCARE OF MARION COUNTY, LLC		19	1	5%	20
PONCE PLAZA NURSING & REHAB CENTER		4	16	80%	20

# COVID-19: testing by laboratory

Data through Mar 4, 2021 verified as of Mar 5, 2021 at 09:25 AM

Data in this report are provisional and subject to change.

The numbers in the table below represent the number of Florida and non-Florida residents for whom test results were received by the Department of Health. A person can be tested by more than one laboratory and can have both positive and negative results. **Therefore, the sum of the numbers in each column will be larger than the total number of people tested.**

Reporting lab	Inconclusive	Negative	Positive	Percent positive	Total
MARQUES PEDIATRICS			20	100%	20
SOUTH CAROLINA DEPARTMENT OF HEALTH			20	100%	20
COOPER HEALTHCARE		20			20
MORRIS PARK URGENT CARE		17	3	15%	20
VIERA FAMILY MEDICINE AND WELLNESS		16	4	20%	20
GOOD SAMARITAN SOCIETY OF DAYTONA		16	4	20%	20
WINTER PARK FAMILY PRACTICE LLC		17	3	15%	20
PEDIATRIC ASSOCIATES PA		17	3	15%	20
JUST FOR KIDS PEDIATRICS		5	15	75%	20
BETHESDA HEALTH PHYSICIAN GROUP INC			20	100%	20
HEALTHY MINORS, LLC.		20			20
BROOKDALE MANDARIN CENTRAL		7	13	65%	20
CVS NY4098030POCT NEW YORK		20			20
LPG PULMONOLOGY-COCONUT POINT		16	4	20%	20
Wesley Place on Honeysuckle		17	2	11%	19
ADEPT INPATIENT MEDICAL SERVICES PC		19			19
INTEGRATED REGIONAL LABORATORIES - LARGO			19	100%	19
CLERMONT ADVENTHEALTH CENTRA CARE		1	18	95%	19
NO NAME		8	11	58%	19
GUARDANT HEALTH		14	5	26%	19
SOUTH NASSAU COMMUNITIES HOSPITAL		15	4	21%	19
BAYFRONT HMA CONVENIENT CARE, LLC		2	17	89%	19
LOVING CARE OF THE TREASURE COAST LLC	1	13	5	26%	19
FLORIDA COMMUNITY HEALTH CENTER OF ST. LUCIE		1	18	95%	19
OHIO CVS STORES, LLC DBA		17	2	11%	19
Sovereign Laboratory Services, LLC		17	2	11%	19
PBSO WEST PALM FAMILY PRACTICE		1	18	95%	19
WELLMED AT PLANT CITY		10	9	47%	19
SEVEN RIVERS REGIONAL MEDICAL CENTER		5	14	74%	19
REGENCY SQUARE MALL - SEARS		3	16	84%	19
CENTRAL FLORIDA PEDIATRIC URGENT CARE LLC		17	2	11%	19
BAYVIEW MEDICAL		19			19
ST VINCENT'S EAST		17	2	11%	19
GRAND VILLA OF PINELLAS PARK		18	1	5%	19
ESOTERIX GENETIC LABORATORIES		16	3	16%	19
JACKSON NORTH MEDICAL CENTER		2	17	89%	19
GENTIVA HEALTH SERVICES		17	2	11%	19
ROYAL PALM MEDICAL GROUP, INC		19			19
GRAND VILLA OF ORMOND BEACH		16	3	16%	19
LAB INTERMARKET FACILITY LAB		1	18	95%	19
ADVANCED URGENT CARE CENTER		7	12	63%	19
WILLAMETTE VALLEY TOXICOLOGY LLC		17	2	11%	19
WELLMED AT LAKE COPELAND		13	6	32%	19
NEW YORK PRESBYTERIAN - ALLEN HOSPITAL		19			19
VANDERBILT UNIVERSITY MEDICAL CENTER		16	3	16%	19
BARTON FAMILY PRACTICE		8	11	58%	19



# COVID-19: testing by laboratory

Data through Mar 4, 2021 verified as of Mar 5, 2021 at 09:25 AM

Data in this report are provisional and subject to change.

The numbers in the table below represent the number of Florida and non-Florida residents for whom test results were received by the Department of Health. A person can be tested by more than one laboratory and can have both positive and negative results. **Therefore, the sum of the numbers in each column will be larger than the total number of people tested.**

Reporting lab	Inconclusive	Negative	Positive	Percent positive	Total
BRIDGEWAY HEALTH CLINICS INC			19	100%	19
SONATA BOYNTON BEACH		17	2	11%	19
GRACE WELLNESS CENTER		8	11	58%	19
ASURANCE SCIENTIFIC LABORATORIES		19			19
STONE WASH CLINICAL LABORATORIES		2	17	89%	19
Ocala Oaks Rehabilitation Center		13	6	32%	19
MICHELLE S PAGE MD PA		18	1	5%	19
ANYLABTESTNOW		6	13	68%	19
MINUTECLINIC DIAGNOSTIC OF TEXAS		16	3	16%	19
ALL PEDIATRIC CARE			19	100%	19
DOCTORS MEDICAL CENTER OF WALTON COUNTY CLINIC			19	100%	19
OCEAN REEF MEDICAL CENTER, LLC			19	100%	19
FLORIDA HOSPITAL WINTER GARDEN		15	4	21%	19
TEXAS DEPARTMENT OF STATE HEALTH SERVICES		3	16	84%	19
LEE COMMUNITY HEALTHCARE - LEHIGH		18	1	5%	19
MED HEALTH SERVICES		18	1	5%	19
NANO HEALTH ASSOCIATES LLC		19			19
COASTAL FAMILY PRACTICE		11	8	42%	19
MONROE COUNTY DETENTION CENTER			19	100%	19
CAREHERE- LCS LEESBURG			18	100%	18
COMMUNITY HOME HEALTH CARE		18			18
ACCESS HEALTH CARE PHYSICIANS LLC		6	12	67%	18
FAMILY CARE CYPRESS CREEK		1	17	94%	18
MINUTECLINIC DIAGNOSTIC OF RHODE ISLAND, LLC #590		17	1	6%	18
ASCENSION ST VINCENT'S PRIMARY CARE		1	17	94%	18
HARTFORD HOSPITAL ANCILLARY LAB		17	1	6%	18
BAYLOR GENETICS		6	12	67%	18
MINUTECLINIC, LLC, DBA MINUTECLINIC #5		15	3	17%	18
1 TOUCH TOTALCARE SOLUTIONS		17	1	6%	18
BOZEMAN HEALTH DEACONESS HOSPITAL		13	5	28%	18
GENERAL INTERNAL MEDICINE MEDICAL CTR CLINIC		13	5	28%	18
XPRESS WELLNESS URGENT CARE			18	100%	18
GLEN OAKS URGENT CARE		17	1	6%	18
AURORA DIAGNOSTICS		6	12	67%	18
PALM BAY FAMILY PRACTICE		4	14	78%	18
WALGREEN EASTERN CO, INC		18			18
CRANES VIEW LODGE			18	100%	18
MULBERRY'S MOBILE PROVIDER SERVICES LLC		4	14	78%	18
DEPT OF VA MEDICAL CENTER - BAY PINES			18	100%	18
ST. JUDES LABORATORIES		12	6	33%	18
SHERMAN-ABRAMS LABORATORY INC		15	3	17%	18
HARLEM HOSPITAL CENTER		17	1	6%	18
XPRESS URGENT CARE- PORT ST. LUCIE		4	14	78%	18
ST ELIZABETH MEDICAL CENTER LABORATORY		17	1	6%	18
BAYCARE MEDICAL GROUP INC			18	100%	18
MINUTECLINIC #8699		14	4	22%	18

# COVID-19: testing by laboratory

Data through Mar 4, 2021 verified as of Mar 5, 2021 at 09:25 AM

Data in this report are provisional and subject to change.

The numbers in the table below represent the number of Florida and non-Florida residents for whom test results were received by the Department of Health. A person can be tested by more than one laboratory and can have both positive and negative results. **Therefore, the sum of the numbers in each column will be larger than the total number of people tested.**

Reporting lab	Inconclusive	Negative	Positive	Percent positive	Total
MOORINGS PARK OAKSTONE AT GREY OAKS		17	1	6%	18
DIXIE COUNTY HEALTH DEPARTMENT		11	7	39%	18
BLOCK NATION CHASE		12	6	33%	18
MINUTECLINIC DIAGNOSTIC PA		16	2	11%	18
OCEANSIDE URGENT CARE		18			18
MARION COUNTY HEALTH DEPARTMENT		17	1	6%	18
OSCEOLA ALF OPERATOR, LLC DBA□		18			18
BASSETTI & ASSOCIATES, MD, PA			18	100%	18
MEDI STATION			18	100%	18
MINUTECLINIC DIAGNOSTIC OF ILLINOIS L		15	3	17%	18
TOTAL RENAL LABORATORIES INC		13	5	28%	18
MINUTECLINIC DIAGNOSTIC OF NORTH CAROLINA PC		15	3	17%	18
ENCOMPASS HEALTH REHABILITATION HOSPITAL OF SARASOTA		18			18
COMMONWEALTH OF MASSACHUSETTS			18	100%	18
UM MILLER SCHOOL OF MEDICINE			18	100%	18
TPCA CLINICAL LABORATORIES		15	3	17%	18
49D2045214PHYSICIAN OFFICE WAIVER MED EXPRESS URGENT CARE - HARRISONBU		9	9	50%	18
SUMMERGATE PHARMACY		16	2	11%	18
MADISON CORE LABORATORIES		17	1	6%	18
MINUTECLINIC DIAGNOSTICS MEDICAL GROUP		17	1	6%	18
MCWHORTER SCHOOL OF PHARMACY		18			18
CABOT RESERVE ON THE GREEN		18			18
Z UROLOGY		18			18
JESSIE TRICE COMMUNITY HEALTH SYSTEM, INC		1	16	94%	17
INN AT LAKE SEMINOLE SQUARE, THE		17			17
ST CATHERINE OF SIENA HOSPITAL		15	2	12%	17
COAST MED URGENT CARE		16	1	6%	17
UNIVERSITY OF ALABAMA - FUNGAL REFERENCE LABORATORY		12	5	29%	17
Floral Health and Rehabilitation, LLC		16	1	6%	17
TANVIR H SHAGAR NP		14	3	18%	17
BROOKDALE ST AUGUSTINE			17	100%	17
TRINITY MEDICAL ASSOCIATES LLC			17	100%	17
PRIMARY CARE MEDICINE	1	13	3	18%	17
PARRISH HEALTH CENTER		14	3	18%	17
BAY COUNTY HEALTH DEPARTMENT		13	4	24%	17
THE PALMS PHARMACY, INC		16	1	6%	17
FORT WALTON BEACH DEVELOPMENTAL CENTER		16	1	6%	17
A LILIKO'I PHARMACY LLC		16	1	6%	17
BAPTIST MEMORIAL HEALTH CARE		15	2	12%	17
HEALTHCARE NOW			17	100%	17
WELLINGTON FAMILY PRACTICE		13	4	24%	17
HELIX DIAGNOSTICS			17	100%	17
DIEGO FALLON MD PA		6	11	65%	17
VALLEY IMMEDIATE CARE		15	2	12%	17
URGENT TEAM		14	3	18%	17
PRATTVILLE BAPTIST HOSPITAL		13	4	24%	17

# COVID-19: testing by laboratory

Data through Mar 4, 2021 verified as of Mar 5, 2021 at 09:25 AM

Data in this report are provisional and subject to change.

The numbers in the table below represent the number of Florida and non-Florida residents for whom test results were received by the Department of Health. A person can be tested by more than one laboratory and can have both positive and negative results. **Therefore, the sum of the numbers in each column will be larger than the total number of people tested.**

Reporting lab	Inconclusive	Negative	Positive	Percent positive	Total
ALBIBI		1	16	94%	17
SHELBY BAPTIST MEDICAL CENTER		12	5	29%	17
COLLEGE POINT URGENT CARE		15	2	12%	17
MINUTE CLINIC DIAGNOSTIC OF NEW JERSEY		17			17
PRIMARY CARE WALK IN CLINIC PLLC			17	100%	17
GENETIC TECHNOLOGICAL INNOVATIONS			17	100%	17
CARENOW URGENT CARE-BRENTWOOD		11	6	35%	17
MARCO DRUGS AND COMPOUNDING		13	4	24%	17
BROOKDALE CROWN POINT			17	100%	17
LAKELAND HILLS CENTER		10	7	41%	17
THE CANOPY AT HARPER LAKE	1		16	94%	17
MASSACHUSETTS GENERAL HOSPITAL		1	16	94%	17
URGENT CARE AT LONGWOOD			17	100%	17
RESOLVE MOLECULAR DIAGNOSTICS		13	4	24%	17
TENDER CARE ALF		17			17
MD PLUS URGENT CARE, LLC			17	100%	17
UVMC MICROBIOLOGY		16	1	6%	17
AUBURN COMMUNITY HOSPITAL		15	2	12%	17
Citymd Of Lacey		15	2	12%	17
KINDRED HOSPITAL OCALA		14	3	18%	17
BAY BREEZE HEALTH AND REHABILITATION CENTER		9	8	47%	17
WINDSOR WOODS REHAB & HEALTHCARE CTR		16	1	6%	17
ROBERT WOOD JOHNSON UNIVERSITY HOSP		15	2	12%	17
MINUTECLINIC DIAGNOSTIC OF PENNSYLVANI		17			17
CARESPOT EXPRESS HEALTHCARE			17	100%	17
YUSRA MEDICAL ASSOCIATES PA		14	3	18%	17
ROSS MEDICAL GROUP			17	100%	17
CAREATC INC BRANDON	1	15	1	6%	17
URGENT CARE WEST CLINIC		14	3	18%	17
ALL FLORIDA FAMILY & SPORTS MEDICINE		15	1	6%	16
CALLAWAY CLINIC		11	5	31%	16
GRAND VILLA OF ENGLEWOOD		12	4	25%	16
ADVENT HEALTH - KISSIMMEE		6	10	63%	16
BONIFAY NURSING AND REHABILITATION CENTER			16	100%	16
NEWPATH DIAGNOSTICS		10	6	38%	16
CLEVELAND CLINIC			16	100%	16
MEDEXPRESS URGENT CARE, MOON TOWNSHIP		15	1	6%	16
CARLOS F FUSTER MD PA		16			16
LEE MEMORIAL HEALTH SYSTEM		13	3	19%	16
ADVENT HEALTH - ZEPHYRHILLS			16	100%	16
FAST TRACK URGENT CARE CENTER - TYRONE			16	100%	16
CRUCIAL CARE		10	6	38%	16
HEALTH CENTRAL HOSPITAL			16	100%	16
ELTINGVILLE CIRCLE URGENT CARE		15	1	6%	16
MINUTECLINIC DIAGNOSTIC OF MICHIGAN PC		15	1	6%	16
MEDEXPRESS URGENT CARE LEWISBURG		15	1	6%	16

# COVID-19: testing by laboratory

Data through Mar 4, 2021 verified as of Mar 5, 2021 at 09:25 AM

Data in this report are provisional and subject to change.

The numbers in the table below represent the number of Florida and non-Florida residents for whom test results were received by the Department of Health. A person can be tested by more than one laboratory and can have both positive and negative results. **Therefore, the sum of the numbers in each column will be larger than the total number of people tested.**

Reporting lab	Inconclusive	Negative	Positive	Percent positive	Total
MORTON PLANT MEASE			16	100%	16
ST AUGUSTINE PLANTATION		1	15	94%	16
BVL PEDIATRICS		14	2	13%	16
PROMEDICA LABORATORIES		11	5	31%	16
MAITLAND PRIMARY CARE		9	7	44%	16
JS HEALTHCARE INC		16			16
HOPE HEALTHCARE		16			16
UNIVERSITY LAB			16	100%	16
HODGES CLUSTER		2	14	88%	16
MIDNIGHT MEDICINE			16	100%	16
SOMA MEDICAL CENTER PA			16	100%	16
STARLING AT NOCATEE			16	100%	16
XERA MED RESEARCH			16	100%	16
MINUTECLINIC MINUTECLINIC #8746		15	1	6%	16
ENCOMPASS HOME HEALTH OF THE SOUTHEAST LLC		16			16
NORTHWEST FLORIDA ENT, PA		5	11	69%	16
MI CASA DORADA ASSISTED LIVING FACILIT		16			16
STAT MEDICAL CLINIC III INC		10	6	38%	16
STATEN ISLAND UNIVERSITY HOSPITAL		15	1	6%	16
MINUTECLINIC, LLC, DBA MINUTECLINIC #2544		15	1	6%	16
MILLENNIUM PHYSICIAN GRP LLC NAPLES PINE RIDGE			16	100%	16
REGENEXX TAMPA BAY		14	2	13%	16
PEACHTREE IMMEDIATE CARE			16	100%	16
PRO HEALTH FAMILY PHYSICIANS, NYSTROM		16			16
NOVANT HEALTH GOHEALTH URGENT CARE-HARRISBURG		8	8	50%	16
CLEVELAND CLINIC FLORIDA		1	15	94%	16
SOMA MEDICAL CENTER # 4		2	14	88%	16
PANAMA CITY VITAS HOSPICE		16			16
MIRIMUS INC		1	15	94%	16
LAKEWOOD RANCH MEDICAL CENTER CLINICAL LAB			16	100%	16
OKEECHOBEE HEALTHCARE FACILITY			16	100%	16
ST JOSEPH HOSPITAL		15	1	6%	16
NORTHWEST FLORIDA SLEEP		1	15	94%	16
URGENT CARE CLINIC OF LINCOLN		14	2	13%	16
REOPEN DIAGNOSTICS			16	100%	16
AURORA UNIVERSITY WELLNESS CENTER		16			16
INTERNAL MEDICINE ASSOCIATES & SPECIALTIES INC		15	1	6%	16
CVS MINUTE CLINIC DIAGNOSTIC OF TEXAS LLC		12	4	25%	16
JOSEPH MIGNOGNA		13	3	19%	16
MEDICINE AT LONGWOOD		16			16
SRMC AVALON		9	7	44%	16
Lab MSMC Hialeah			16	100%	16
MEDEXPRESS URGENT CARE - TIMBERLAKE		14	1	7%	15
OAKMONTE VILLAGE OF DAVIE			15	100%	15
EXPRESS FAMILY CARE LLC			15	100%	15
CVS NC3516POCT WINSTON SALEM		13	2	13%	15

# COVID-19: testing by laboratory

Data through Mar 4, 2021 verified as of Mar 5, 2021 at 09:25 AM

Data in this report are provisional and subject to change.

The numbers in the table below represent the number of Florida and non-Florida residents for whom test results were received by the Department of Health. A person can be tested by more than one laboratory and can have both positive and negative results. **Therefore, the sum of the numbers in each column will be larger than the total number of people tested.**

Reporting lab	Inconclusive	Negative	Positive	Percent positive	Total
COMMUNITY HEALTH OF SOUTH FLORIDA INC			15	100%	15
FAMILY CARE CENTER OF ARLINGTON		10	5	33%	15
SINAI HOSPITAL OF BALTIMORE		15			15
BAPTIST MEDICAL CENTER EAST		11	4	27%	15
ORLANDO HEALTH		2	13	87%	15
HOLLEY-NAVARRE MEDICAL CLINIC		5	10	67%	15
WALK IN URGENT CARE			15	100%	15
CARE NOW, INC		11	4	27%	15
DIATHERIX		13	2	13%	15
MILTON 4707		15			15
CUSTEAD CARE CENTER HAVEN HOSPICE		12	3	20%	15
HUDSON VALLEY HOSPITAL CENTER LABORATORY		14	1	7%	15
FLORIDA DEPARTMENT OF HEALTH IN HILLSBOROUGH COUNTY		1	14	93%	15
LAKE HOWARD HEIGHTS	1	12	2	13%	15
Astoria Health and Rehab		15			15
AJU GEORGE MD PA			15	100%	15
BLOUNT MEMORIAL HOSPITAL		13	2	13%	15
URGENT CARE USA LLC		1	14	93%	15
MEDEXPRESS URGENT CARE - ROBINSON TWP, STEUBENVILLE PIKE		13	2	13%	15
LEE MEMORIAL HEALTH SYSTEM D/B/A LEE COMMUNITY		13	2	13%	15
LABCORP		8	7	47%	15
PATHLINE			15	100%	15
ENCOMPASS HEALTH REHABILITATION HOSPITAL OF PANAMA CITY		10	5	33%	15
CLINIC OF PEDIATRICS & GI MEDICINE INC		1	14	93%	15
PALM BEACH GARDENS MEDICAL CENTER			15	100%	15
EASTLAKE PEDIATRICS - TRINITY		15			15
MC DIAGNOSTIC OF CONNECTICUT, PC #775		14	1	7%	15
TELEVISIT MALABAR PEDIATRICS		5	10	67%	15
MEDLAB ASSOCIATES LLC		15			15
UNIVERSITY OF MIAMI MILLER SCHOOL			15	100%	15
NOVALIFE MEDSPA			15	100%	15
FORT HAMILTON URGENT CARE		15			15
FAMILY CARE			15	100%	15
BAYCARE MEDICAL GROUP INC			15	100%	15
ST ANTHONY'S HOSP PATIENT CARE SERVICE			15	100%	15
MEADOWCREST MOLECULAR DIAGNOSTICS, LLC			15	100%	15
UNAVAILABLE/UNKNOWN/NO INFORMATION FOUND			15	100%	15
BESSENT ROAD GROUP HOME		15			15
TMH FSU RAPID LABORATORY		2	13	87%	15
EAR NOSE & THROAT ASSOCIATES OF MANATEE PA		15			15
NORTHWESTERN MEMORIAL HOSPITAL			14	100%	14
Terrace of Jacksonville			14	100%	14
OPTIONS FOR SENIORS INC DBA PALM KREST MANOR		12	2	14%	14
ADVENTHEALTH MEDICAL GROUP		10	4	29%	14
EPIPHANY HEALTH		8	6	43%	14
UC HEALTH UNIVERSITY HOSPITAL		11	3	21%	14

# COVID-19: testing by laboratory

Data through Mar 4, 2021 verified as of Mar 5, 2021 at 09:25 AM

Data in this report are provisional and subject to change.

The numbers in the table below represent the number of Florida and non-Florida residents for whom test results were received by the Department of Health. A person can be tested by more than one laboratory and can have both positive and negative results. **Therefore, the sum of the numbers in each column will be larger than the total number of people tested.**

Reporting lab	Inconclusive	Negative	Positive	Percent positive	Total
ALASKA PUBLIC HEALTH LAB		1	13	93%	14
ST CLOUD MEDICAL GROUP		12	2	14%	14
MINUTECLINIC DIAGNOSTIC OF TN PC #566		12	2	14%	14
OPTIMAL CARE PEDIATRICS			14	100%	14
EXPRESS CARE OF TAMPA BAY LLC		2	12	86%	14
ALAN L MELOTEK MD		14			14
POLK CHD BARTOW		13	1	7%	14
MELBOURNE FAMILY PRACTICE		12	2	14%	14
SOUTHEASTERN LABORATORY			14	100%	14
ADVANCED HEALTHCARE ASSOCIATES		14			14
FG RAPID RESULTS LLC		8	6	43%	14
STEWART MELBOURNE HOSPITAL, INC	1		13	93%	14
MINUTECLINIC DIAGNOSTIC OF LOUISIANA,		13	1	7%	14
INDIANA STATE DEPARTMENT OF HEALTH		1	13	93%	14
HEALTHFIRST ADVENT HEALTH CENTRA CARE COCOA BEACH			14	100%	14
CITY OF OCALA EMPLOYEE HEALTH AND WELLNESS CENTER		11	3	21%	14
ST VINCENT'S URGENT CARE		11	3	21%	14
MONTEFIORE ST LUKE'S CORNWALL HOSPITAL		10	4	29%	14
PARROTT MEDICAL CLINIC			14	100%	14
The Evangelical Lutheran Good Samaritan Society		14			14
SARASOTA - ROBERT L TAYLOR COMMUNITY CENTER		1	13	93%	14
TREASURE COAST URGENT CARE			14	100%	14
FLORIDA MEDICAL CLINIC IM MLK		9	5	36%	14
SIGMUND LABS LLC		14			14
Belleair Healthcare Center		8	6	43%	14
RIVERSIDE COTTAGES AT THE SHORES, LLC			14	100%	14
OPIS ISLAND LAKE CENTER		13	1	7%	14
MEDEMERGE		13	1	7%	14
METROPOLITAN CHARITIES INC		13	1	7%	14
DAVITA DIALYSIS		4	10	71%	14
MIAMI BEACH MEDICAL GROUP LLC			14	100%	14
PRIMARY CARE SPECIALISTS OF ORLANDO LLC		11	3	21%	14
TALLAHASSEE PRIMARY CARE ASSOCIATES PA		12	2	14%	14
LEE PHYSICIAN GROUP		13	1	7%	14
GRAND VILLA OF BOYNTON BEACH		13	1	7%	14
TNC WALK IN CLINIC		10	4	29%	14
PULSE & REMEDY LLC			14	100%	14
SOUTHEASTERN UNIVERSITY INC		14			14
BOCA SIMON		2	12	86%	14
MINUTECLINIC DIAGNOSTIC OF TN PC #6435		14			14
MINUTECLINIC DIAGNOSTIC OF TN, PC 374		10	4	29%	14
ESCAMBIA COMMUNITY CLINIC		2	11	85%	13
IN-OFFICE LAB		12	1	8%	13
HARBOR CHASE OF JACKSONVILLE			13	100%	13
ROCKLEDGE		3	10	77%	13
CROSS CARE CENTER			13	100%	13

# COVID-19: testing by laboratory

Data through Mar 4, 2021 verified as of Mar 5, 2021 at 09:25 AM

Data in this report are provisional and subject to change.

The numbers in the table below represent the number of Florida and non-Florida residents for whom test results were received by the Department of Health. A person can be tested by more than one laboratory and can have both positive and negative results. **Therefore, the sum of the numbers in each column will be larger than the total number of people tested.**

Reporting lab	Inconclusive	Negative	Positive	Percent positive	Total
BRYAN WHITFIELD MEMORIAL HOSPITAL		8	5	38%	13
CITY OF CLEARWATER EMPLOYEE HEALTH CENTER		4	9	69%	13
HUNTINGTON URGENT CARE		12	1	8%	13
KIMBERLY J HENDERSON MD PC		12	1	8%	13
VILLA OF KINGS AND QUEENS OF DELRAY		13			13
UNIVERSITY HOSPITAL UC HEALTH		9	4	31%	13
KIDSWOOD PEDIATRICS CORP		5	8	62%	13
CVS NC7047POCT DURHAM		13			13
COVANCE CENTRAL LABORATORY			13	100%	13
WORLD WRESTLING ENTERTAINMENT			13	100%	13
Casa Mora Rehabilitation & Extended Care		13			13
LONG ISLAND JEWISH VALLEY STREAM		12	1	8%	13
ST VINCENTS AMBULATORY CARE INC DBA		10	3	23%	13
PREMIER LABORATORY SERVICES, LLC		5	8	62%	13
Sunnyside Care Center		13			13
BAYA URGENT CARE LLC		1	12	92%	13
ORCHID COVE		3	10	77%	13
BELLEVUE HOSPITAL CENTER DEPARTMENT		13			13
FLORIDA MEDICAL CLINIC - MULTI SPECIALTY CAMPUS		4	9	69%	13
MINUTECLINIC, LLC #4230		10	3	23%	13
BIG BEND HOSPICE INC		13			13
VALDOSTA FAMILY MEDICINE		1	12	92%	13
Grand Villa of Dunedin		7	6	46%	13
CLINICAL LABORATORY SERVICES			13	100%	13
LABORATORY MEDICINE CONSULTANTS-LMC PA		12	1	8%	13
WACO HHSSURGEWACO	1	11	1	8%	13
INTERMOUNTAIN CENTRAL LAB		1	12	92%	13
ORANGE REGIONAL MEDICAL CENTER LABORATORY		10	3	23%	13
Hackensack Umc Mountainside		12	1	8%	13
VRL EUROFINS - HAWAII		13			13
THE MEDICAL GROUP OF SOUTH FLORIDA INC		11	2	15%	13
MED TECH SERVICES OF PALM BEACH INC		13			13
LUCID DIAGNOSTICS LABS			13	100%	13
SHELBY COUNTY HEALTH CARE CORPORATION		10	3	23%	13
PROHEALTH CARE ASSOCIATES MOBILE		10	3	23%	13
FLORIDA STATE HOSPITAL			13	100%	13
SARNO FAMILY PRACTICE		1	12	92%	13
MAINSTREET FAMILY SELECT		1	12	92%	13
PASSPORT HEALTH OF TAMPA BAY		13			13
MINUTECLINIC DIAGNOSTIC OF NORTH		12	1	8%	13
HORIZON MEDICAL GROUP		11	2	15%	13
STATCARE URGENT & WALK IN MEDICAL CARE		11	2	15%	13
DYNAMIC DNA LAB		1	12	92%	13
SOUTHEAST FAMILY HEALTHCARE CENTER			13	100%	13
BROOKLYN HOSPITAL CENTER DOWNTOWN CAMPUS		13			13
PPD - IXLAYER		12	1	8%	13

# COVID-19: testing by laboratory

Data through Mar 4, 2021 verified as of Mar 5, 2021 at 09:25 AM

Data in this report are provisional and subject to change.

The numbers in the table below represent the number of Florida and non-Florida residents for whom test results were received by the Department of Health. A person can be tested by more than one laboratory and can have both positive and negative results. **Therefore, the sum of the numbers in each column will be larger than the total number of people tested.**

Reporting lab	Inconclusive	Negative	Positive	Percent positive	Total
MINUTECLINIC DIAGNOSTIC OF TN, PC 6438		11	2	15%	13
TRIPLE O MEDICAL SERVICES INC		11	2	15%	13
PARKWEST MEDICAL CENTER		11	2	15%	13
COMPREHENSIVE CHILDCARE ASSOCIATES		8	5	38%	13
BROOKDALE DELAND			13	100%	13
ARNOT OGDEN MEDICAL CENTER LABORATORY		13			13
CAREATC			13	100%	13
EAR NOSE AND THROAT ASSOCIATES OF MANATEE, P.A.		10	3	23%	13
FAMILY MEDICINE OF WESTON LLC		5	8	62%	13
PHELPS HOSPITAL LABORATORY		11	2	15%	13
AVALON MEDICAL WALK IN CLINIC			13	100%	13
CORNER OAK ESTATE LLC		13			13
GLENBROOKE AT PALM BAY			13	100%	13
DESOTO HEALTH AND REHAB LLC		8	5	38%	13
BAYFRONT MEDICAL			13	100%	13
CORAL LANDING ASSISTED LIVING		11	2	15%	13
ADVENT HEALTH - WINTER HAVEN		7	6	46%	13
MIAMI BEACH MEDICAL GROUP			13	100%	13
FLORIDA DEPARTMENT OF HEALTH WASHINGTON COUNTY		7	5	42%	12
APPLE DIAGNOSTICS LAB		5	7	58%	12
MC DIAGNOSTIC OF CONNECTICUT, PC #1960		12			12
MEDEXPRESS URGENT CARE - MONROE		12			12
BROWARD DIALYSIS			12	100%	12
NORTHERN WESTCHESTER HOSPITAL LABORATORY		10	2	17%	12
ST PETER'S UNIVERSITY HOSPITAL		9	3	25%	12
MEDEXPRESS URGENT CARE - LAFAYETTE		11	1	8%	12
VERITAS RESEARCH CORP			12	100%	12
MEDEXPRESS URGENT CARE-ALTOONA		10	2	17%	12
MERIDIAN AT WATERWAYS, THE		10	2	17%	12
YORKVILLE PEDIATRIC URGENT CARE		12			12
LEON CHD		12			12
METHODIST MEDICAL CENTER		9	3	25%	12
SOMA MEDICAL CENTER, P.A.			12	100%	12
FLORIDA PRESBYTERIAN HOMES INC		11	1	8%	12
MULBERRY CARE CENTER		7	5	42%	12
PANCARE HEALTH - WEWA ELEMENTARY			12	100%	12
WOODLAND TOWERS		6	6	50%	12
IREPERTOIRE_MOL_LAB		12			12
GLEN OAKS HEALTH AND REHABILITATION CENTER			12	100%	12
BAPTIST HEALTH			12	100%	12
SAMARITAN MEDICAL CENTER		12			12
FHCP-PORT ORANGE		3	9	75%	12
MINUTE CLINIC		1	11	92%	12
GEORGE W FERGUSON MD-CONCIERGE MEDICAL SERVICES PL		11	1	8%	12
CVS MINUTE CLINIC DIAGNOSTIC OF WISCONSIN		12			12
MI2297090CV HOLLAND-23D2189684		12			12



# COVID-19: testing by laboratory

Data through Mar 4, 2021 verified as of Mar 5, 2021 at 09:25 AM

Data in this report are provisional and subject to change.

The numbers in the table below represent the number of Florida and non-Florida residents for whom test results were received by the Department of Health. A person can be tested by more than one laboratory and can have both positive and negative results. **Therefore, the sum of the numbers in each column will be larger than the total number of people tested.**

Reporting lab	Inconclusive	Negative	Positive	Percent positive	Total
TLC FAMILY CARE HOME INC		12			12
OCCUPATIONAL HEALTH CENTERS OF THE SOUTHWEST PA		11	1	8%	12
MED LABS DIAGNOSTICS		7	5	42%	12
ADVENTHEALTH MEDICAL GROUP CARE CLINIC AT		8	4	33%	12
GADSDEN REGIONAL MEDICAL CENTER		12			12
INNOVATIVE RESEARCH OF WEST FLORIDA		9	3	25%	12
MC DIAGNOSTIC OF CONNECTICUT PC #459		12			12
SUWANNEE COUNTY JAIL		11	1	8%	12
GRAND VILLA OF DEL RAY WEST		11	1	8%	12
CVS MINUTE CLINIC, LLC		10	2	17%	12
Lady Lake Specialty Care			12	100%	12
MONTEFIORE MEDICAL CENTER LABORATORIES - WEILER		8	4	33%	12
FAMILY MEDICINE AT LONGWOOD			12	100%	12
MADISON COUNTY HEALTH DEPARTMENT		5	7	58%	12
MIRACLE ALF INC		12			12
FLORIDA DEPT OF HEALTH		4	8	67%	12
PT&J REHAB - VILLAGE OF ROYAL PALM BEACH		12			12
BROOKDALE CITRUS			12	100%	12
MEDEXPRESS URGENT CARE - SEMINOLE SQUA		10	2	17%	12
SURGERY CENTER OF CORAL GABLES LLC,THE		10	2	17%	12
MERCY MEDICAL CENTER		5	7	58%	12
ORMOND MEDICAL ARTS		3	9	75%	12
SUMMIT ATLANTIC SURGERY CENTER		12			12
BERGEN NEW BRIDGE M		11	1	8%	12
THE PLAZA AT PARKSQUARE		12			12
DEPARTMENT OF PUBLIC HEALTH		12			12
ACADIAN DIAGNOSTIC LABORATORIES		8	4	33%	12
LAB UNKNOWN		1	11	92%	12
NAPLES GREEN VILLAGE		12			12
OHIO STATE UNIVERSITY MEDICAL CENTER			12	100%	12
CARE FAST MURABELLA		7	5	42%	12
GNT ASSOCIATES		11	1	8%	12
CVS TN5639POCT FARRAGUT		10	2	17%	12
TMH PHYSICIAN PARTNERS - MONTICELLO		10	2	17%	12
COLLIER COUNTY HEALTH DEPT.		7	5	42%	12
AVENTURA HOSPITAL AND MEDICAL CENTER			12	100%	12
WELLMED AT PORT ST LUCIE WEST		8	4	33%	12
RUSSELL MEDICAL CENTER		11	1	8%	12
MINUTECLINIC DIAGNOSTIC OF TN PC #320		11	1	8%	12
WALGREEN		4	8	67%	12
BAPTIST PRIMARY CARE PONTE VEDRA		6	6	50%	12
THE VILLAGES HEALTH		7	5	42%	12
ADVENTHEALTH MEDICAL GROUP PEDIATRICS AT		2	10	83%	12
LIFE CARE OF PORT SAINT LUCIE		3	9	75%	12
NATIONAL GENETICS INST LABCORP		4	8	67%	12
MINUTECLINIC DIAGNOSTIC OF TN, PC 4992		12			12

# COVID-19: testing by laboratory

Data through Mar 4, 2021 verified as of Mar 5, 2021 at 09:25 AM

Data in this report are provisional and subject to change.

The numbers in the table below represent the number of Florida and non-Florida residents for whom test results were received by the Department of Health. A person can be tested by more than one laboratory and can have both positive and negative results. **Therefore, the sum of the numbers in each column will be larger than the total number of people tested.**

Reporting lab	Inconclusive	Negative	Positive	Percent positive	Total
CARENOW URGENT CARE-WEST END		7	5	42%	12
HAVEN HOSPICE			12	100%	12
DMH STEINHATCHEE FAMILY MEDICINE		8	3	27%	11
MOUNT DORA PEDIATRICS		9	2	18%	11
ILLINOIS DEPT OF PUBLIC HEALTH LAB - SPRINGFIELD			11	100%	11
LEHIGH VALLEY HOSPITAL		3	8	73%	11
MEYER PEDIATRICS CHTD		11			11
ORLANDO ORTHOPAEDIC OUTPATIENT SURGERY CENTER LLC		8	3	27%	11
CVA MINUTE CLINIC DIAGNOSTIC OF VIRGINIA, LLC		11			11
VITAS HEALTH INC		5	6	55%	11
MHHS All Lab Subsection		11			11
WATSON HEALTHCARE		8	3	27%	11
CVS NC187POCT CHARLOTTE		10	1	9%	11
Solaris Healthcare Pensacola			11	100%	11
MINUTECLINIC DIAGNOSTIC OF TN PC #6415		10	1	9%	11
CULINARY INSTITUTE OF AMERICA STUDENT	3	8			11
NIGHT LITE PEDIATRICS CENTER, LLC		1	10	91%	11
PRIMECARE AT PORT ORANGE			11	100%	11
UMHC/SYLVESTER AT KENDALL		1	10	91%	11
BIOTECH CLINICAL LABORATORIES, INC.		1	10	91%	11
LIFE'S SPECIAL MOMENTS INC		11			11
CARROLL GARDENS URGENT CARE		11			11
EDWARD S BENNETT MD PLLC		11			11
SEBRING PEDIATRICS LLC			11	100%	11
45TH 1		11			11
VIRTUA WEST JERSEY HOSPITAL VOORHEES		9	2	18%	11
MORTON PLANT NORTH BAY HOSPITAL			11	100%	11
Rosewood Healthcare and Rehabilitation Center		5	6	55%	11
CVS HEALTH, #3396		11			11
IONA COLLEGE HEALTH & WELLNESS CENTER		11			11
DOC PAM PA		10	1	9%	11
GAMMA DIAGNOSTIC LAB LLC			11	100%	11
STATEN ISLAND UNIVERSITY HOSPITAL SEGUINE AVE		10	1	9%	11
STATCARE URGENT AND WALK-IN MEDICAL CA		10	1	9%	11
AVALON FAMILY RESORT ASSISTED LIVING LLC		11			11
AIM LABORATORIES			11	100%	11
DAVENPORT PEDIATRICS CLERMONT PA		9	2	18%	11
GENESIS		7	4	36%	11
NORTH OKALOOSA PHYSICIAN GROUP		10	1	9%	11
CVS TX8321POCT MCKINNEY		11			11
ADVENTIST HEALTH SYSTEM FLORIDA DEPT OF HEALTH		7	4	36%	11
Sunrise Health and Rehabilitation Center		7	4	36%	11
Hialeah Nursing And Rehabilitation Center		6	5	45%	11
BRIDGE DIAGNOSTICS			11	100%	11
PM PEDIATRICS		10	1	9%	11
St Joseph's Hospital & Medical Center		10	1	9%	11

# COVID-19: testing by laboratory

Data through Mar 4, 2021 verified as of Mar 5, 2021 at 09:25 AM

Data in this report are provisional and subject to change.

The numbers in the table below represent the number of Florida and non-Florida residents for whom test results were received by the Department of Health. A person can be tested by more than one laboratory and can have both positive and negative results. **Therefore, the sum of the numbers in each column will be larger than the total number of people tested.**

Reporting lab	Inconclusive	Negative	Positive	Percent positive	Total
COLUMBIA MEMORIAL HOSPITAL		11			11
URGENT CARE OF NEW YORK		11			11
RIVERSIDE MEDICAL GROUP		10	1	9%	11
CVS MINUTE CLINIC DIAGNOSTIC PA		9	2	18%	11
GREENSBORO PATHOLOGY LLC		11			11
AZALEA HEALTH		2	9	82%	11
ACCENTCARE		11			11
IGENEX INC		11			11
CARLOS PORTU MD, PLLC			11	100%	11
UNIVERSITY CENTRA CARE		10	1	9%	11
ALCOVE ASSISTED LIVING FACILITY		11			11
PINELLAS COUNTY HEALTH DEPARTMENT		2	9	82%	11
FIRST CHOICE PEDIATRICS WINTER SPRINGS		10	1	9%	11
WINTER PARK CARE AND REHABILITATION			11	100%	11
GRAND VILLA OF LARGO		9	2	18%	11
BRONSON FIRE DEPARTMENT		11			11
CVS NY491POCT JACKSON HEIGHTS		11			11
ASSOCIATES MD CYPRESS CREEK			11	100%	11
FAMILY MEDICINE AT HUNTERS CREEK		11			11
WELLMED AT SOUTH PARSONS		9	2	18%	11
CVS MINUTE CLINIC DIAGNOSTIC OF TN #6044		9	2	18%	11
PRIMECARE ACQUISITION FAMILY PRACTICE INC		11			11
DOCTORS CENTER PA,THE		10	1	9%	11
BAPTIST PEDIATRICS		8	3	27%	11
THE TERRACE OF SAINT CLOUD		9	2	18%	11
FLORIDA HOSPITAL PHYSICIAN GROUP		3	8	73%	11
SEMORAN FAMILY HEALTH LLC		10	1	9%	11
GENOPTIX MEDICAL LABORATORY		10	1	9%	11
SENIOR HOME CARE INC		11			11
St. Annes Nursing Center, St. Annes Residence, Inc.		11			11
TELEVISIT PALM BAY FAMILY PRACTICE		9	2	18%	11
MEDEXPRESS URGENT CARE- MARYLAND		10	1	9%	11
ACCESS HOME HEALTH OF FLORIDA LLC		11			11
ELITE HOME HEALTH SERVICES		11			11
PALM BEACH PATHOLOGY		9	2	18%	11
MEDICAL CENTER AFFILIATES WEST PALM			11	100%	11
CARINGTON MANOR		11			11
REDMED CLINIC OF ARLINGTON		10	1	9%	11
WANTAGH URGENT CARE		8	3	27%	11
TROPICANA		5	6	55%	11
JOHN W NORRIS III MD PA	1		10	91%	11
FAMILY PRACTICE ON THE GO		6	5	45%	11
MOSOLF PEDIATRICS			10	100%	10
MEDEXPRESS URGENT CARE - SALEM		6	4	40%	10
ARBORS OF GULF BREEZE, THE		8	2	20%	10
KIDSVILLE PEDIATRICS			10	100%	10

# COVID-19: testing by laboratory

Data through Mar 4, 2021 verified as of Mar 5, 2021 at 09:25 AM

Data in this report are provisional and subject to change.

The numbers in the table below represent the number of Florida and non-Florida residents for whom test results were received by the Department of Health. A person can be tested by more than one laboratory and can have both positive and negative results. **Therefore, the sum of the numbers in each column will be larger than the total number of people tested.**

Reporting lab	Inconclusive	Negative	Positive	Percent positive	Total
NAPHCARE INC		8	2	20%	10
CVS MINUTE CLINIC DIAGNOSTIC MED GRP OF CA		10			10
RED MOUNTAIN DIAGNOSTICS		10			10
MEDICAL LABORATORY DIAGNOSTICS			10	100%	10
DES PLAINES CLINICAL LAB		3	7	70%	10
BROWARD HEALTH CARE			10	100%	10
MEDEXPRESS URGENT CARE PARKERSBURG		8	2	20%	10
CARENOW URGENT CARE-DONELSON		7	3	30%	10
MINUTECLINIC DIAGNOSTIC OF NEW MEXICO		10			10
SUPERIOR RESIDENCES OF CLERMONT		2	8	80%	10
MINUTECLINIC DIAGNOSTIC OF PA, LLC (1036)		8	2	20%	10
LAKE NONA MEDICAL SERVICES		3	7	70%	10
BOCA RATON REGIONAL HOSPITAL LAB			10	100%	10
CONSULATE HEALTH CARE OF PENSACOLA			10	100%	10
FRUITVILLE URGENT CARE			10	100%	10
ADVENTIST HEALTH SYSTEM		9	1	10%	10
MISSOURI DEPARTMENT OF HEALTH AND SENIOR SERVICES			10	100%	10
ISLAND COAST PEDIATRICS IN-HOUSE LAB		10			10
MAINSTREET FAMILY CARE			10	100%	10
URGENT CARE CENTER AT PINNACLE		4	6	60%	10
NOT INDICATED		1	9	90%	10
URGENT MEDICAL CENTER INC		2	8	80%	10
ESTATES MEDICAL CENTER INC			10	100%	10
NORTON HEALTHCARE			10	100%	10
RHODE ISLAND DEPARTMENT OF HEALTH			10	100%	10
JOHNS HOPKINS MEDICAL LABORATORIES		1	9	90%	10
BAYFRONT FAMILY HEALTH CENTER			10	100%	10
HIGH TOWER ALF LLC		9	1	10%	10
BROOKDALE PANAMA CITY		9	1	10%	10
MEDLABS DIAGNOSTICS		8	2	20%	10
CREATIVE TESTING SOLUTIONS		3	7	70%	10
ASHRAF MEDICAL GROUP PLLC DBA PULSE M		9	1	10%	10
Westchester General Hospital			10	100%	10
ALABAMA DEPARTMENT OF PUBLIC HEALTH		1	9	90%	10
MEDEXPRESS URGENT CARE CHARLESTON		6	4	40%	10
CARENOW URGENT CARE - EAST NASHVILLE		8	2	20%	10
NIGHT OWL PEDIATRICS URGENT CARE			10	100%	10
RICHMOND UNIVERSITY MEDICAL CENTER		8	2	20%	10
MC DIAGNOSTIC OF CONNECTICUT, PC # 257		9	1	10%	10
METHODIST HOSPITAL			10	100%	10
MEDEX REGIONAL LABORATORIES LLC		1	9	90%	10
MEDEXPRESS URGENT CARE - CHRISTIANBURG		7	3	30%	10
PHASE2 LABS	2	6	2	20%	10
HNL LAB MEDICINE		7	3	30%	10
ALACHUA			10	100%	10
MINUTECLINIC DIAGNOSTIC OF RHODE ISLAND		7	3	30%	10

# COVID-19: testing by laboratory

Data through Mar 4, 2021 verified as of Mar 5, 2021 at 09:25 AM

Data in this report are provisional and subject to change.

The numbers in the table below represent the number of Florida and non-Florida residents for whom test results were received by the Department of Health. A person can be tested by more than one laboratory and can have both positive and negative results. **Therefore, the sum of the numbers in each column will be larger than the total number of people tested.**

Reporting lab	Inconclusive	Negative	Positive	Percent positive	Total
APPALACHIAN REGIONAL HEALTHCARE SYSTEM		10			10
HEALTH NETWORK LABORATORIES		6	4	40%	10
BAYONET POINT HOSPITAL			10	100%	10
MEDEXPRESS URGENT CARE - WINCHESTER GATEWAY		8	2	20%	10
NEW JERSEY DEPARTMENT OF HEALTH COMMUNICABLE DISEASE SERVICE		3	7	70%	10
MINUTE CLINIC DIAGNOSTIC OF TEXAS, LLC		10			10
MEDEXPRESS URGENT CARE-KATY		7	3	30%	10
FLEMING ISLAND CENTER FOR CLINICAL RESEARCH		10			10
PBC PREMIER FAMILY HEALTH			10	100%	10
RIVERWOOD CENTER,THE			10	100%	10
CBC LAB		3	7	70%	10
VITALANT		1	9	90%	10
VASCONCELLO COHEN MD PA		9	1	10%	10
MONROE COUNTY HOSPITAL		7	3	30%	10
PHYSICIANS REGIONAL MEDICAL CTR - COLLIER BLVD			10	100%	10
COMMUNITY HEALTH CENTER		2	8	80%	10
RPC@HODGES		2	8	80%	10
EMERALD COAST HOSPICE - CRESTVIEW		10			10
PRORENATA LABS		2	8	80%	10
VENICE GREEN VILLAGE		3	7	70%	10
PERSONAL PEDIATRICS PA		7	3	30%	10
ONEIDA HEALTHCARE CENTER		8	2	20%	10
AMBRY GENETICS CORPORATION		10			10
LEE COMMUNITY HEALTHCARE INC CAPE CORAL		10			10
CROSSROADS URGENT CARE, PLLC		10			10
CVS CA9165POCT SAN DIEGO		10			10
ABC PEDIATRICS OF PORT ST LUCIE		10			10
LUXOR SCIENTIFIC LLC		1	9	90%	10
BELLE GLADES HEALTH CLINIC			10	100%	10
BEAUMONT LABORATORY			10	100%	10
TENNESSEE DEPARTMENT OF HEALTH (TDH) - CENTRAL LABORATORY		2	8	80%	10
PANCARE HEALTH - VERNON ELEMENTARY			10	100%	10
MINUTE CLINIC LLC #5733		10			10
MEDEXPRESS URGENT CARE - PANTOPS		9	1	10%	10
CORONA PATHOLOGY		10			10
FAMILY HEALTH CENTER AT PORT ST JOHN		4	6	60%	10
ADVENT HEALTH MEDICAL GROUP FAMILY AND INTERNAL MEDICINE AT AVALON PAR		9	1	10%	10
HCR MANORCARE		10			10
SAVANNAH MANOR ASSISTED LIVING COMMUNITY			10	100%	10
VETERANS ADMINISTRATION			10	100%	10
MAIMONIDES MEDICAL CENTER		7	3	30%	10
SOMA MEDICAL CENTER, PA #4 FLORIDA MANGO			10	100%	10
URGENT CARE & FAMILY PRACTICE CENTER			10	100%	10
Maury Regional Hospital		6	4	40%	10
RICH STREET GROUP HOME		3	7	70%	10
ACCESS PHARMACY		10			10

# COVID-19: testing by laboratory

Data through Mar 4, 2021 verified as of Mar 5, 2021 at 09:25 AM

Data in this report are provisional and subject to change.

The numbers in the table below represent the number of Florida and non-Florida residents for whom test results were received by the Department of Health. A person can be tested by more than one laboratory and can have both positive and negative results. **Therefore, the sum of the numbers in each column will be larger than the total number of people tested.**

Reporting lab	Inconclusive	Negative	Positive	Percent positive	Total
PLYMOUTH HARBOR INCORPORATED		9	1	10%	10
LAKE BALDWIN CBOC		9	1	10%	10
AMERICAN HOUSE FORT MYERS		10			10
MOLECULAR PATHOLOGY LABORATORY			10	100%	10
MINUTECLINIC DIAGNOSTIC OF TEXAS LLC		8	2	20%	10
WALGREENS #04618		9	1	10%	10
CVS MINUTE CLINIC DIAGNOSTIC		8	1	11%	9
ORLANDO HEALTH PHYSICIAN ASSOCIATES		4	5	56%	9
ANY LAB TEST NOW INC			9	100%	9
MONTEFIORE NYACK HOSPITAL AFFILIATED LABORATORY		9			9
AFC URGENT CARE - CEDAR GROVE		9			9
EMERGENCY MEDICAL CENTER		3	6	67%	9
ADVENT HEALTH - FOUR CORNERS ER		8	1	11%	9
ORLANDO MEDICAL CENTER PL		1	8	89%	9
WESTCHESTER GENERAL HOSPITAL BLOOD GAS LAB			9	100%	9
MINUTE CLINIC LLC #1448		8	1	11%	9
OMNI			9	100%	9
THE MARY IMOGENE BASSETT HOSPITAL		9			9
MINUTECLINIC, LLC, DBA MINUTECLINIC #6106		7	2	22%	9
CARE CENTERS OF NASSAU LLC MINER ROAD NORTH		9			9
CLAYMED OF NORTH FLORIDA			9	100%	9
NORTHSHORE UNIVERSITY HEALTHSYSTEM EVANSTON HOSPITAL LAB			9	100%	9
CVS MINUTE CLINIC DIAGNOSTIC OF TEXAS, LLC		9			9
MICHIGAN DEPARTMENT OF COMMUNITY HEALTH		1	8	89%	9
CLEVELAND TENNESSEE HOSPITAL COMPANY		8	1	11%	9
OPTUM SILVER LAKES			9	100%	9
OUR HOME AT BEACON HILL			9	100%	9
WESTERN NEW YORK IMMEDIATE MEDICAL CAR		9			9
LOREY ALF		9			9
PRIME MEDICAL CARE, LLC		9			9
REMISE OCCUPATIONAL HEALTH SOLUTIONS INC			9	100%	9
CVS PHARMACY NO 274		9			9
ENCOMPASS HOME HEALTH OF THE SOUTHEAST LLC		9			9
ORANGE PARK PEDIATRIC ASSOCIATES		1	8	89%	9
HAWTHORNE INN OF LAKELAND		9			9
MINUTECLINIC DIAGNOSTIC OF TN PC #6363		8	1	11%	9
FLORIDA KEYS CONCIERGE MEDICINE, LLC		6	3	33%	9
FOX FAMILY PRACTICE		9			9
MINUTE CLINIC DIAGNOSTIC OF SC, LLC #42		8	1	11%	9
UNIVERSITY MEDICAL CENTER		8	1	11%	9
ST JOSEPH WOMENS HOSPITAL			9	100%	9
FLORIDA HOSPITAL WINTER PARK		7	2	22%	9
MAGNOLIA MANOR			9	100%	9
FLORIDA MEDICAL CL ODOM TPA		4	5	56%	9
PINELLAS PARK FIRE DEPARTMENT		9			9
MEDEXPRESS URGENT CARE MONACA		9			9

# COVID-19: testing by laboratory

Data through Mar 4, 2021 verified as of Mar 5, 2021 at 09:25 AM

Data in this report are provisional and subject to change.

The numbers in the table below represent the number of Florida and non-Florida residents for whom test results were received by the Department of Health. A person can be tested by more than one laboratory and can have both positive and negative results. **Therefore, the sum of the numbers in each column will be larger than the total number of people tested.**

Reporting lab	Inconclusive	Negative	Positive	Percent positive	Total
MEDEXPRESS URGENT CARE - BENTON HARBOR		9			9
BERRYHILL MANOR		9			9
WADSWORTH CENTER - DAVID AXELROD INSTITUTE		8	1	11%	9
COLLIER HMA PHYSICIAN MANAGEMENT, LLC		1	8	89%	9
WINDSOR OF SAN PABLO, THE		6	3	33%	9
FLORIDA MENTOR		7	2	22%	9
Fouraker Hills Rehab and Nursing			9	100%	9
MINUTE-CLINIC DIAGNOSTIC OF VIRGINIA		8	1	11%	9
Consulate Health Care of Brandon		7	2	22%	9
MINUTECLINIC DIAGNOSTIC OF NORTH CAROLINA, PC		8	1	11%	9
BUENA VIDA ESTATES			9	100%	9
MINUTE CLINIC DIAGNOSTIC OF SOUTH CAROLINA		7	2	22%	9
INFINITY BIOLOGIX LLC OAKDALE		8	1	11%	9
ALLIANCE HEALTH AND REHABILITATION CENTER		9			9
CITY OF NAPLES FIRE RESCUE		7	2	22%	9
BAYFRONT HEALTH ST PETERSBURG		8	1	11%	9
WINDSOR OF GAINESVILLE		9			9
ORLANDO ORTHOPAEDIC OUTPATIENT SURGERY CENTER		5	4	44%	9
MINUTECLINIC DIAGNOSTIC OF MINNESOTA		9			9
CVS NC7588POCT ASHEVILLE		6	3	33%	9
MOBILE RESPONSE DIAGNOSTICS LLC		8	1	11%	9
ST JUDE LABORATORIES		7	2	22%	9
UCARE			9	100%	9
NATURE COAST REGIONAL MEDICAL CENTER			9	100%	9
LAKE NONA MEDICAL SERVICE LLC		9			9
CVS M08590POCT KANSAS CITY		5	4	44%	9
Manor Care of Dunedin		6	3	33%	9
MINUTECLINIC INCORPORATE, LLC		7	2	22%	9
MINUTECLINIC, LLC #244		8	1	11%	9
CVS TN5601POCT LENOIR CITY		9			9
CARENOW URGENT CARE-GREEN HILLS		9			9
ILLINOIS DEPARTMENT OF PUBLIC HEALTH		1	8	89%	9
ROSECASTLE			9	100%	9
PATEL MEDICAL VENTURES		8	1	11%	9
PRECISION GENETICS			9	100%	9
LAKE CO SCHOOLS EMPLOYEE HEALTH & WELLNESS CENTER	1	6	2	22%	9
COLLIER BLVD HMA PHYSICIAN MANAGEMENT,, LLC			9	100%	9
MINUTECLINIC, LLC, #4160		6	3	33%	9
NIGHT LITE PEDIATRICS CENTER		1	8	89%	9
MINUTECLINIC DIAGNOSTIC OF NEW JERSEY, LLC # 7069		9			9
FAMILY PRACTICE OF DAVIE INC			9	100%	9
CHILDREN'S HEALTHCARE OF ATLANTA/EGLESTON		9			9
SAMARITAN HOSPITAL LABORATORY		8	1	11%	9
MINUTECLINIC DIAGNOSTIC OF OKLAHOMA		7	2	22%	9
WESTPAC LABS INC	1		8	89%	9
GLADES COUNTY DETENTION CENTER			9	100%	9

# COVID-19: testing by laboratory

Data through Mar 4, 2021 verified as of Mar 5, 2021 at 09:25 AM

Data in this report are provisional and subject to change.

The numbers in the table below represent the number of Florida and non-Florida residents for whom test results were received by the Department of Health. A person can be tested by more than one laboratory and can have both positive and negative results. **Therefore, the sum of the numbers in each column will be larger than the total number of people tested.**

Reporting lab	Inconclusive	Negative	Positive	Percent positive	Total
GULF COAST MEDICAL GROUP		2	7	78%	9
GCPM MANUAL MICROBIOLOGY		1	8	89%	9
IMMEDIATE CARE PA		7	2	22%	9
INSPIRED LIVING AT PALM BAY		7	2	22%	9
ROSEMONT GARDENS INC		9			9
VILLAGE PLACE HEALTH AND REHAB		9			9
NORTHWEST FLORIDA COMMUNITY HOSPITAL LABORATORY		8	1	11%	9
PEDIATRIC HEALTH CARE ALLIANCE			9	100%	9
MEDEXPRESS URGENT CARE - SWANSEA, N ILLINOIS ST		8	1	11%	9
HEALTH MED HOME CARE, LLC		9			9
KISSIMMEE VA OUTPATIENT CLINIC		9			9
PALM BAY URGENT CARE PL		1	8	89%	9
NEMOURS CHILDREN'S PRIMARY CARE VERO BEACH			9	100%	9
LAKEVIEW HEALTH SYSTEMS			9	100%	9
ASSOCIATES IN MEDICINE		7	2	22%	9
BROWNE MEDICAL		7	2	22%	9
CARENOW URGENT CARE-HERMITAGE		5	4	44%	9
CVS MINUTE CLINIC DIAGNOSTIC OF TN #3293		9			9
RIVERVIEW REGIONAL MEDICAL CENTER		7	2	22%	9
CHILDREN'S HEALTH CENTER INC.		7	2	22%	9
CHEMISYS LABORATORIES		1	8	89%	9
DAVID LAWRENCE CENTER INC		7	2	22%	9
LONGWOOD PEDIATRICS LLC			9	100%	9
KEY TRAINING CENTER			9	100%	9
BRENNITY AT VERO BEACH, THE			9	100%	9
MINUTECLINIC, LLC #4682		5	4	44%	9
CARENOW URGENT CARE-MT JULIET		8	1	11%	9
LYNN KEEFE, MD PEDIATRICS		6	3	33%	9
Signature Healthcare of Ormond		9			9
MIDMICHIGAN MEDICAL CENTER			9	100%	9
ARCHBOLD MEMORIAL HOSPITAL/LAB		3	5	63%	8
PACIFICA SUNRISE☐			8	100%	8
INTERNAL MEDICINE ASSOCIATES OF JACKSON HOSPITAL			8	100%	8
UNIVERSITY OF MIAMI MILLER SCHOOL OF MEDICINE			8	100%	8
MEDEXPRESS URGENT CARE - WASHINGTON		6	2	25%	8
SMH PHYSICIAN SERVICES INC		8			8
HARBORCHASE OF DR PHILLIPS		7	1	13%	8
CVS PA6902POCT BRYN MAWR		6	2	25%	8
OKLAHOMA STATE DEPARTMENT OF HEALTH-PUBLIC HEALTH LABORATORY			8	100%	8
MINUTECLINIC LLC (1435)		7	1	13%	8
HEALTHMARK REGIONAL HOSPITAL LAB		4	4	50%	8
West Gate Village, LLC		8			8
PUTNAM COUNTY EMERGENCY RESCUE SERVICE		5	3	38%	8
BLOOMING GARDENS OF CARE INC		8			8
SOMA MEDICAL CENTER MD PA #7 PEDIATRICS			8	100%	8
ARTHREX MEDICAL CENTER EAST		4	4	50%	8



# COVID-19: testing by laboratory

Data through Mar 4, 2021 verified as of Mar 5, 2021 at 09:25 AM

Data in this report are provisional and subject to change.

The numbers in the table below represent the number of Florida and non-Florida residents for whom test results were received by the Department of Health. A person can be tested by more than one laboratory and can have both positive and negative results. **Therefore, the sum of the numbers in each column will be larger than the total number of people tested.**

Reporting lab	Inconclusive	Negative	Positive	Percent positive	Total
CVS HEALTH MINUTE CLINIC		1	7	88%	8
GENE STREET LABORATORIES, LLC		6	2	25%	8
JX REF LAB			8	100%	8
SOUTHEASTERN PEDIATRIC ASSOCIATES			8	100%	8
INTEGRATED FAMILY MEDICAL CENTER			8	100%	8
GENEUS DIAGNOSTICS			8	100%	8
ALACHUA COUNTY HEALTH DEPARTMENT		1	7	88%	8
FLORIDA HEART AND VASCULAR MULTISPECIALTY GROUP		8			8
SEA LEVEL LABS			8	100%	8
CURATIVE		1	7	88%	8
HUNTINGTON VILLAGE URGENT CARE		8			8
MAGNOLIA PEDIATRICS GROUP LLC			8	100%	8
JOHN T MATHER MEMORIAL HOSPITAL LABORATORY		7	1	13%	8
ALLEGRO - TAMPA	1	4	3	38%	8
BIOTECH PHARMACEUTICAL GROUP LLC			8	100%	8
MID-HUDSON VALLEY DIVISION OF WESTCHESTER MEDICAL		8			8
MINUTE CLINIC LLC #10203		6	2	25%	8
LEMOYNE COLLEGE WELLNESS CENTER FOR		8			8
UHEALTH UNIVERSITY OF MIAMI			8	100%	8
SOUTH FLORIDA BAPTIST HOSPITAL			8	100%	8
FAST PACE MEDICAL CLINIC PLLC		6	2	25%	8
CIAN DIAGNOSTICS			8	100%	8
VA MEDICAL CENTER			8	100%	8
ADVANCED RESEARCH FOR HEALTH IMPROVEMENT		6	2	25%	8
CVS MINUTE CLINIC DIAGNOSTIC PA #3060		7	1	13%	8
APEX HOME HEALTH CARE		7	1	13%	8
MED & CO INVESTMENT LLC		7	1	13%	8
VETERANS AFFAIRS MEDICAL CENTER - OUTPATIENT			8	100%	8
GRAND AVE PHARMACY		1	7	88%	8
FOUNTAINVIEW BY FIVE STAR QUALITY CARE		7	1	13%	8
MINUTECLINIC, LLC, MINUTECLINIC #7637		6	2	25%	8
MEDEXPRESS URGENT CARE, BUTLER		5	3	38%	8
EXECUTIVE MEDICAL SERVICES		8			8
ATMORE NURSING CENTER		7	1	13%	8
VIGILINT HEALTHCARE		6	2	25%	8
VIBRANT AMERICA		6	2	25%	8
VAIL VALLEY MEDICAL CENTER			8	100%	8
KEY WEST URGENT CARE, INC		3	5	63%	8
STPET		6	2	25%	8
CVS NC2357POCT HUNTERSVILLE		7	1	13%	8
CONSULATE HEALTH CARE		7	1	13%	8
CAN COMMUNITY HEALTH, INC		8			8
PALM BEACH CDH - DELRAY BEACH			8	100%	8
CIGNA ONSITE HEALTH LLC		2	6	75%	8
BENSONHURST URGENT CARE		8			8
PALM BEACH COUNTY HEALTH DEPARTMENT LABORATORY			8	100%	8

# COVID-19: testing by laboratory

Data through Mar 4, 2021 verified as of Mar 5, 2021 at 09:25 AM

Data in this report are provisional and subject to change.

The numbers in the table below represent the number of Florida and non-Florida residents for whom test results were received by the Department of Health. A person can be tested by more than one laboratory and can have both positive and negative results. **Therefore, the sum of the numbers in each column will be larger than the total number of people tested.**

Reporting lab	Inconclusive	Negative	Positive	Percent positive	Total
MINUTECLINIC DIAGNOSTIC OF ILLINOIS LL		8			8
RAYMOND BASRI MD		8			8
UNDERGROUND FREE CLINIC		8			8
URGENT TEAM MANAGEMENT OF TENNESSEE		7	1	13%	8
TRUE HEALTH		5	3	38%	8
GOLISANO CHILDREN'S HOSPITAL OF SOUTHWEST FLORIDA		6	2	25%	8
BARTON PARKER OD PC		8			8
PUTNAM FAMILY CARE INC		3	5	63%	8
LANE PEDIATRICS PA			8	100%	8
LAB UNKNOW		6	2	25%	8
ST VINCENT'S ST CLAIR		5	3	38%	8
SYLVESTER AT PLANTATION LABORATORY		7	1	13%	8
LIFE CARE CITRUS COUNTY			8	100%	8
ST CLOUD PHYSICIAN MANAGMENT LLC		7	1	13%	8
CLEARWATER PEDIATRIC CARE		1	7	88%	8
MEDICANA NURSING AND REHAB CENTER			8	100%	8
HOLY NAME MEDICAL CENTER	1	6	1	13%	8
FHPG_EXP CARE W HILLSBOROUGH			8	100%	8
ANYLABTEST NOW		2	6	75%	8
CARE ATC - CITY OF BOYNTON BEACH	1	2	5	63%	8
MINUTECLINIC DIAGNOSTIC OF TN PC #242		5	3	38%	8
ATLANTIC CONSOLIDATED LABORATORY		8			8
DOH JACKSONVILLE CENTRAL LABORATORY		3	5	63%	8
LAKE CONWAY URGENT CARE LLC		2	6	75%	8
DYNAMIC HEALTH CENTERS INC		4	4	50%	8
UNIVERSITY HOSPITALS OF CLEVELAND		4	4	50%	8
MINUTECLINIC DIAGNOSTIC OF SC, LLC #2		7	1	13%	8
KINGS BAY PEDIATRICS LLC		4	4	50%	8
MONTEFIORE MEDICAL CENTER LABORATORIES - NORTH		8			8
EC OPCO TIMBERLIN PARC LLC		8			8
JOHNS HOPKINS ALL CHILDRENS			8	100%	8
THOMAS JEFFERSON UNIVERSITY HOSPITAL		4	4	50%	8
IU HEALTH PATHOLOGY		1	7	88%	8
X-GENE MOLECULAR LABS		1	7	88%	8
DOCTOR'S IN-HOUSE LAB/COMMUNITY HEALTH CENTERS OF PINELLAS - CLEARWATE			8	100%	8
FHCP-ORANGE CITY			8	100%	8
BEAUMONT EMERGENCY CENTER			8	100%	8
MINUTECLINIC DIAGNOSTICS OF IND, LLC		8			8
MINUTECLINIC DIAGNOSTIC OF TN PC #5671		5	3	38%	8
LAKELAND REGIONAL HEALTH GRASSLANDS		7	1	13%	8
MINUTECLINIC, LLC #1470		8			8
HEALTHPARK MEDICAL CTR NURSING SVC		8			8
CAREPOINT CLINIC		5	3	38%	8
CVS MINUTE CLINIC DIAGNOSTIC OF TEXAS,LLC		6	2	25%	8
NASCAR EVENT MANAGEMENT, LLC		8			8
THE WOLFF CENTER FOR CHILD & ADOLESCENT HEALTH			8	100%	8

# COVID-19: testing by laboratory

Data through Mar 4, 2021 verified as of Mar 5, 2021 at 09:25 AM

Data in this report are provisional and subject to change.

The numbers in the table below represent the number of Florida and non-Florida residents for whom test results were received by the Department of Health. A person can be tested by more than one laboratory and can have both positive and negative results. **Therefore, the sum of the numbers in each column will be larger than the total number of people tested.**

Reporting lab	Inconclusive	Negative	Positive	Percent positive	Total
BAPTIST OUTPATIENT			8	100%	8
WELLIGENT		1	7	88%	8
WATERFORD AT CREEKSIDE, THE			8	100%	8
ORMOND BEACH CENTRA CARE			8	100%	8
CVS MINUTE CLINIC DIAGNOSTIC OF VIRGINIA		8			8
WALK-IN MEDICAL CARE			8	100%	8
MINUTECLINIC, LLC #05038		8			8
NEW HAMPSHIRE DEPARTMENT OF HEALTH AND HUMAN SERVICES		3	5	63%	8
DOTHAN PEDIATRIC CLINIC			8	100%	8
Nashville Central Laboratory		8			8
NITIN BAWA PROFESSIONAL ASSOCIATES			8	100%	8
ST CHARLES HOSPITAL LABORATORY		8			8
HIRAM COLLEGE HEALTH CENTER (ABBOTT)		8			8
GRAND VILLA OF MELBOURNE		6	2	25%	8
INTERNAL MEDICINE AND AESTHETICS OF NAPLES LLC		8			8
NORTHSIDE HOSPITAL		2	6	75%	8
MINUTECLINIC DIAGNOSTIC OF TN PC #386		7	1	13%	8
JACKSON CLINIC PA,THE		4	4	50%	8
ALBION COLLEGE (ABBOTT)		8			8
Avalon Healthcare and Rehabilitation Center			8	100%	8
DORAL URGENT CARE			8	100%	8
NEW YORK PRESBYTERIAN - LOWER MANHATTAN		8			8
LPG PRIMARY CARE AT PINE ISLAND		6	2	25%	8
DOCTOR'S IN HOUSE LAB			8	100%	8
DR PHILLIPS MEDICAL WELLNESS CENTER		8			8
CVS MINUTE CLINIC DIAGNOSTIC OF NEW JERSEY		8			8
MEDEXPRESS ELKINS		8			8
DOH-TAMPA BRANCH LABORATORY (MLK BLVD)		4	4	50%	8
MEDEXPRESS URGENT CARE-LATROBE		8			8
ROBERT WOOD JOHNSON HOSPITAL		7	1	13%	8
PENSACOLA CLUSTER			8	100%	8
BLOOMINGDALE PEDIATRIC ASSOCIATES PA			8	100%	8
LIFELINK TISSUE BANK D/B/A LIFELINK TISSUE BANK		7	1	13%	8
MEDEXPRESS URGENT CARE - FORT WORTH S		7	1	13%	8
DEPARTMENT OF HEALTH- CITRUS COUNTY		1	7	88%	8
WHITE SANDS OUTPATIENT SERVICES (WSOP SERVICES LLC		8			8
FLORIDA CLINICAL LAB		1	7	88%	8
ST. JOSEPH HOSPITAL AND HEALTH CARE INC.			8	100%	8
SURGOINSVILLE PHARMACY		8			8
Sunset Lake Health and Rehabilitation Center		8			8
ALLINA HEALTH - ABBOTT NORTHWESTERN HOSPITAL		5	3	38%	8
MINUTE CLINIC DIAGNOSTIC OF TN PC #64		8			8
MEDEXPRESS URGENT CARE - BEECH GROVE		7	1	13%	8
WYOMING COUNTY COMMUNITY HOSPITAL LABORATORY		7			7
CANCER RESEARCH LAB, BOB JONES UNIVERSITY		7			7
PALM POINT BEHAVIORAL HEALTH		7			7

# COVID-19: testing by laboratory

Data through Mar 4, 2021 verified as of Mar 5, 2021 at 09:25 AM

Data in this report are provisional and subject to change.

The numbers in the table below represent the number of Florida and non-Florida residents for whom test results were received by the Department of Health. A person can be tested by more than one laboratory and can have both positive and negative results. **Therefore, the sum of the numbers in each column will be larger than the total number of people tested.**

Reporting lab	Inconclusive	Negative	Positive	Percent positive	Total
NEOGENOMICS LABORATORIES, INC		7			7
NEMOURS CHILDREN'S URGENT			7	100%	7
ORLANDO FAMILY PHYSICIANS			7	100%	7
MINUTE CLINIC LLC #4017		7			7
PREMIUM HEALTH CARE			7	100%	7
MINUTECLINIC #2860		5	2	29%	7
MEDEXPRESS URGENT CARE - MIDLOTHIAN		6	1	14%	7
PBC FOUND CARE INC			7	100%	7
SCHOOL OF PHARMACY AND PHARMACEUTICAL		7			7
MEDEXPRESS URGENT CARE - HOT SPRINGS		7			7
EXPRESS TEST			7	100%	7
NORTHERN DUTCHESS HOSPITAL LABORATORY		5	2	29%	7
VICTORIAN MANOR		2	5	71%	7
DALLAS COUNTY HEALTH AND HUMAN SERVICES			7	100%	7
DELAWARE DEPARTMENT OF HEATH		6	1	14%	7
FLORIDA DIGESTIVE AND LIVER SPECIALIST		7			7
AVON PARK PEDIATRICS			7	100%	7
ABBEY MANOR RETIREMENT RESIDENCE INC		7			7
CLAY PRIMARY & FAMILY CARE LLC			7	100%	7
OPTUM PRIMARY CARE - FOUNTAIN OAKS		3	4	57%	7
LMH SKILLED NURSING UNIT		7			7
CVS NJ617POCT CEDAR GROVE		6	1	14%	7
BALTIMORE CITY HEALTH DEPT COMMUNICABLE DISEASES AND EPIDEMIOLOGY			7	100%	7
GRAND VILLA OF PALM COAST		7			7
FLORIDA CANCER SPECIALISTS & RESEARCH INSTITUTE		6	1	14%	7
MINUTE CLINIC LLC #5706		6	1	14%	7
MINUTECLINIC DIAG OF IND, LLC #2387		6	1	14%	7
ST VINCENT'S CHILTON		5	2	29%	7
CAYUGA COUNTY HEALTH DEPARTMENT		6	1	14%	7
MIAMI BEACH COMMUNITY HEALTH CENTER INC			7	100%	7
ECLRS		2	5	71%	7
GRACE WELLNESS CENTER LLC		6	1	14%	7
SIMEDHEALTH LLC		2	5	71%	7
GENTRY PARK ORLANDO ASSISTED LIVING		6	1	14%	7
BROOKDALE LAKE ORIENTA			7	100%	7
BAYCARE MEDICAL GROUP		1	6	86%	7
NORTH FLORIDA MEDICAL CENTERS INC		1	6	86%	7
LONG ISLAND JEWISH FOREST HILLS HOSPITAL		7			7
Thermopolis Rehabilitation Wellness		7			7
LIZS ADULT CARE		7			7
SONORA QUEST LABORATORIES			7	100%	7
Florida Clinical Laboratory		1	6	86%	7
COMMUNITY MEDICAL AND DENTAL CARE INC		7			7
ST. CLOUD PHARMACY AND WELLNESS CENTER		3	4	57%	7
MANATEE PEDIATRICS			7	100%	7
CARENOW URGENT CARE-MADISON		7			7

# COVID-19: testing by laboratory

Data through Mar 4, 2021 verified as of Mar 5, 2021 at 09:25 AM

Data in this report are provisional and subject to change.

The numbers in the table below represent the number of Florida and non-Florida residents for whom test results were received by the Department of Health. A person can be tested by more than one laboratory and can have both positive and negative results. **Therefore, the sum of the numbers in each column will be larger than the total number of people tested.**

Reporting lab	Inconclusive	Negative	Positive	Percent positive	Total
MINUTECLINIC, LLC #1586		5	2	29%	7
HEARTLAND PEDIATRICS OF LAKE PLACID			7	100%	7
SOUTH COM HEALTH CLINIC, DEPT. OF THE ARMY		7			7
HEALTH AND WELLNESS CENTER		1	6	86%	7
MINUTECLINIC DIAGNOSTIC OF VIRGINIA		7			7
MIAMI COMPREHENSIVE MEDICINE GROUP PA		4	3	43%	7
MEDEXPRESS URGENT CARE - MAPLE DRIVE		7			7
ST LUKES ROOSEVELT LABORATORY		7			7
MINUTECLINIC DIAGNOSTIC OF MAINE, LLC		5	2	29%	7
NEMOURS CHILDREN'S HOSPITAL			7	100%	7
NORTHDALE REHABILITATION CENTER			7	100%	7
QUE		4	3	43%	7
HOLY GARDEN ALF, INC.		7			7
GULF COAST PEDIATRICS OF SARASOTA PA		1	6	86%	7
MC DIAGNOSTIC OF CONNECTICUT, PC #1966		7			7
KEYSTONE PLACE AT NAPLES PRESERVE		4	3	43%	7
LPG PRIMARY CARE AT BONITA BAY LIFESTYLE CENTER		6	1	14%	7
NYU WINTHROP HOSPITAL PATHOLOGY		7			7
CRESTWOOD MEDICAL CENTER		5	2	29%	7
FLORIDA CENTER FOR DERMATOLOGY LABORATORY			7	100%	7
FLORIDA HOSPITAL KISSIMMEE		4	3	43%	7
SOUTH FLORIDA ENT ASSOCIATES, INC			7	100%	7
LAKE PEDIATRICS			7	100%	7
GILCHRIST COUNTY FIRE DEPARTMENT		4	3	43%	7
MEDEXPRESS URGENT CARE - STAUNTON		3	4	57%	7
LAWTON CHILES HEALTH CENTER		1	6	86%	7
ORLANDO ORTHOPAEDIC CENTER		5	2	29%	7
PEDIATRICS URGENT CARE, LLC			7	100%	7
CARESOUTH HHA HOLDINGS OF TALLAHASSEE LLC		7			7
WALGREEN #6538		7			7
CVS PHARMACY #8800		5	2	29%	7
ORLANDO FAMILY MEDICAL INC		7			7
PEDIATRICS OF CENTRAL FLORIDA		5	2	29%	7
ADVENT HEALTH APOPKA		3	4	57%	7
VERMONT DEPARTMENT OF HEALTH		1	6	86%	7
MERCY HEALTH—MUSKEGON		6	1	14%	7
Ocoee Health Care Center		7			7
URGENT CARE OF LONGWOOD			7	100%	7
MINUTECLINIC, LLC, DBA MINUTECLINIC #6		7			7
CARENOW URGENT CARE-SOUTHLAKE			7	100%	7
UF HEALTH			7	100%	7
LEE COMMUNITY HEALTHCARE INC NORTH FORT MYERS		7			7
MINUTECLINIC DIAGNOSTIC OF NEW JERSEY,		6	1	14%	7
CAPRONA GROUP HOME		1	6	86%	7
SOMA MEDICAL CENTER PA #4			7	100%	7
MEDEXPRESS URGENT CARE-DUBOIS		7			7

# COVID-19: testing by laboratory

Data through Mar 4, 2021 verified as of Mar 5, 2021 at 09:25 AM

Data in this report are provisional and subject to change.

The numbers in the table below represent the number of Florida and non-Florida residents for whom test results were received by the Department of Health. A person can be tested by more than one laboratory and can have both positive and negative results. **Therefore, the sum of the numbers in each column will be larger than the total number of people tested.**

Reporting lab	Inconclusive	Negative	Positive	Percent positive	Total
CVS MINUTE CLINIC DIAGNOSTIC MED GRP OF SAN		5	2	29%	7
BAYSIDE LABORATORIES INC		7			7
MEDEXPRESS URGENT CARE - CLARKSBURG		7			7
COMPASSION PEDIATRICS		3	4	57%	7
EMBRY-RIDDLE AERONAUTICAL UNIVERSITY HEALTH			7	100%	7
GRAND VILLA OF DELRAY EAST		7			7
CVS NC4165POCT BREVARD		5	2	29%	7
KANSAS DEPARTMENT OF HEALTH		2	5	71%	7
ORTHOPAEDIC SURGERY CENTER		7			7
MINUTECLINIC, LLC #03965		7			7
FLORIDA SCHOOL FOR THE DEAF AND THE BLIND			7	100%	7
LEE COUNTY HEALTH DEPARTMENT		4	3	43%	7
DOTHAN WEST FAMILY MEDICINE		5	2	29%	7
UNIVERSITY OF WASHINGTON MEDICAL CENTER			7	100%	7
MEDEXPRESS URGENT CARE - FAYETTEVILLE		5	2	29%	7
LYNMOORE,THE		7			7
MODMD LABORATORY		7			7
ST CLOUD COMPOUNDING PHARMACY & WELLNESS CENTER		7			7
Baptist Village Retirement Communities		7			7
BOCA BIOLISTICS LLC			7	100%	7
LEPE'S HOUSE			7	100%	7
DOCTORS CLINICAL LABORATORY, INC		5	2	29%	7
ST. PETERSBURG PEDIATRICS			7	100%	7
FAMILY MEDICINE MEDICAL DRIVE		7			7
WILDLIGHT LAB			7	100%	7
EP LTC PHARMACY		5	2	29%	7
KENDALL REGIONAL MEDICAL CNTR			7	100%	7
MEDEXPRESS URGENT CARE - STATE COLLEGE		5	2	29%	7
ELLIS HOSPITAL LABORATORY		6	1	14%	7
MEDEXPRESS URGENT CARE, JOHNSTOWN		6	1	14%	7
BRADENTON PHYSICIANS MEDICAL CENTER			7	100%	7
IRL MARKET LAB			7	100%	7
DIAGNOSTIC CLINIC		6	1	14%	7
CHAPTERS HEALTH HOSPICE		7			7
TRUE HEALTH DIAGNOSTICS		1	6	86%	7
SUPERIOR RESIDENCES AT CALA HILLS		7			7
DELIVER MY MEDS CORP		7			7
Parkside Villa		7			7
MINUTECLINIC DIAGNOSTIC OF TN PC #643		5	2	29%	7
PENN MEDICINE PRINCETON MEDICAL CENTER		6	1	14%	7
PASSPORT HEALTH			7	100%	7
MINUTE CLINIC LLC #2775		7			7
DOCTOR'S IN-HOUSE LAB/COMMUNITY HEALTH CENTERS OF PINELLAS -PINELLAS P			7	100%	7
OCALA FAMILY MEDICAL CENTER		7			7
NORTH PINELLAS CHILDRENS MEDICAL CENTER INC			7	100%	7
NOVANT HEALTH INPATIENT CARE		2	5	71%	7

# COVID-19: testing by laboratory

Data through Mar 4, 2021 verified as of Mar 5, 2021 at 09:25 AM

Data in this report are provisional and subject to change.

The numbers in the table below represent the number of Florida and non-Florida residents for whom test results were received by the Department of Health. A person can be tested by more than one laboratory and can have both positive and negative results. **Therefore, the sum of the numbers in each column will be larger than the total number of people tested.**

Reporting lab	Inconclusive	Negative	Positive	Percent positive	Total
FHMG_FM AND IM AVALON PARK		2	5	71%	7
MINUTECLINIC DIAG OF IND, LLC #6697		7			7
FLORIDA HOSPITAL APOPKA		6	1	14%	7
JUPITER ISLAND PUBLIC SAFETY		5	2	29%	7
CVS OH2543POCT CANFIELD		5	2	29%	7
RIVER OAKS TREATMENT CENTER			7	100%	7
HEALTH CARE LABORATORY SERVICES		1	6	86%	7
OSWEGO HOSPITAL LABORATORY		6	1	14%	7
PANCARE HEALTH - HOSFORD SCHOOL			7	100%	7
PENINSULA CARE AND REHABILITATION CENTER			7	100%	7
EL PARAISO HOME INC		7			7
PERSONAL PHYSICIAN CARE PA			7	100%	7
ST MARYS MEDICAL CENTER			7	100%	7
PR HEALTH		1	5	83%	6
HUNTERS CREEK PEDIATRICS		6			6
FLORIDA WOMAN CARE LABORATORY			6	100%	6
CONCENTRA			6	100%	6
GOLDMAN SACHS HEALTH CENTER		6			6
MINUTECLINIC DIAGNOSTIC OF NEVADA #87		4	2	33%	6
SANDGATE GARDENS REHAB & NURSING CENTER		3	3	50%	6
MINUTECLINIC DIAGNOSTIC OF NORTH CAROLINA PC #5341		4	2	33%	6
LEWIS COUNTY MANOR		6			6
SUMTER COUNTY HEALTH DEPARTMENT		1	5	83%	6
MINUTE CLINIC DIAG OF IND LLC #8674		6			6
DEPARTMENT OF HEALTH AND HUMAN SERVICES STATE OF NEW HAMPSHIRE			6	100%	6
MINUTE CLINIC INCORPORATE		6			6
MINUTECLINIC DIAGNOSTIC OF ILLINOIS		5	1	17%	6
WG WINDSOR WOODS SH LLC		6			6
BAYSHORE POINTE NURSING AND REHAB CENTER			6	100%	6
THE WINDSOR OF OCALA		2	4	67%	6
TERRACINA LLC		1	5	83%	6
MIAMI RESCUE MISSION CLINIC INC			6	100%	6
MINUTECLINIC MINUTECLINIC #4977		4	2	33%	6
TEXAS MEDCLINIC			6	100%	6
MEDEXPRESS URGENT CARE - HUNTINGTON WE		6			6
NORTH FLORIDA PHARMACY		6			6
MEDICAL CENTER AT OCEAN REEF		1	5	83%	6
Northwell Lab		2	4	67%	6
AMERICAN HEALTH ASSOC. LABORATORY SOUTH		4	2	33%	6
BAYCARE ALLIANT HOSPITAL			6	100%	6
CVS TX4397POCT CYPRESS		6			6
CITYMD		1	5	83%	6
BROOKDALE CLERMONT			6	100%	6
BETH ISRAEL DEACONESS MEDICAL CENTER			6	100%	6
CVS NC5591POCT STATESVILLE		5	1	17%	6
TRANSPLANT GENOMICS INC (EUROFINS)		6			6

# COVID-19: testing by laboratory

Data through Mar 4, 2021 verified as of Mar 5, 2021 at 09:25 AM

Data in this report are provisional and subject to change.

The numbers in the table below represent the number of Florida and non-Florida residents for whom test results were received by the Department of Health. A person can be tested by more than one laboratory and can have both positive and negative results. **Therefore, the sum of the numbers in each column will be larger than the total number of people tested.**

Reporting lab	Inconclusive	Negative	Positive	Percent positive	Total
MINUTECLINIC DIAGNOSTIC OF SC, LLC #7		4	2	33%	6
Centrastate Medical Center		5	1	17%	6
MC DIAGNOSTIC OF CONNECTICUT, PC #1043		6			6
JERSEY SHORE MEDICAL CENTER		6			6
Lenox on the Lake			6	100%	6
MINUTE-CLINIC DIAGNOSTIC OF VIRGINIA, LLC #2003		5	1	17%	6
SYNEXUS CLINICAL RESEARCH US INC		2	4	67%	6
MINUTE CLINIC DIAGNOSTIC OF MICHIGAN PC		6			6
UNILAB		2	4	67%	6
CVS NATIONAL HARBOR MD2297714CV		6			6
URGENT TEAM - MUSCLE SHOALS		6			6
MINUTECLINIC LLC #5041		2	4	67%	6
COMPASSION PEDIATRIC URGENT CARE LLC		2	4	67%	6
SOUTHEASTERN DERMATOLOGY GROUP PA		5	1	17%	6
MINUTECLINIC MINUTECLINIC #8505		4	2	33%	6
MINUTECLINIC #8760		6			6
TERENCE B MITCHELL MD, INC		2	4	67%	6
PHYSICIANS FOR CHILDREN			6	100%	6
ATLANTIC COMMUNITY HIGH SCHOOL		5	1	17%	6
LUMADOC HEALTH		4	2	33%	6
UT MEMPHIS UNIVERSITY HEALTH SERVICES			6	100%	6
MAXCARE CLINIC			6	100%	6
MEDEXPRESS URGENT CARE - MT LEBANON		4	2	33%	6
DOCTORS EXPRESS OF ST PETERSBURG			6	100%	6
ANTHONY-BROWN PHARMACY		6			6
BROWARD COUNTY HEALTH DEPT.			6	100%	6
GRACE REHABILITATION CENTER OF VERO BEACH		4	2	33%	6
EASTERN FLORIDA STATE COLLEGE - PALM BAY CAMPUS□			6	100%	6
NORTHEAST ALABAMA REGIONAL MEDICAL CENTER		3	3	50%	6
PALM HARBOR DERMATOLOGY		4	2	33%	6
TIMBER CREEK PEDIATRICS		6			6
HOLLY HILL HOME INFUSION SERVICE		5	1	17%	6
DR. PHILLIPS MEDICAL WELLNESS CENTER		3	3	50%	6
PALMETTO HEALTH ALLIANCE		3	3	50%	6
MD NOW MEDICAL CENTER			6	100%	6
AVANTE AT ORMOND BEACH INC			6	100%	6
PANCARE HEALTH - KATE SMITH ELEMENTARY		1	5	83%	6
Kroger 673 - The Little Clinic Dallas		5	1	17%	6
MINUTECLINIC, LLC #03268		5	1	17%	6
THE CLINIC PREMISE HEALTH			6	100%	6
CVS SC7556POCT WEST COLUMBIA		6			6
CVS NV3210POCT LAS VEGAS		6			6
CVS DC1340POCT WASHINGTON		6			6
MINUTECLINIC DIAG OF IND LLC #6998		5	1	17%	6
THE PALMS REHABILITATION AND HEALTHCARE CENTER		5	1	17%	6
MARSHALL MEDICAL CENTER SOUTH LAB		5	1	17%	6



# COVID-19: testing by laboratory

Data through Mar 4, 2021 verified as of Mar 5, 2021 at 09:25 AM

Data in this report are provisional and subject to change.

The numbers in the table below represent the number of Florida and non-Florida residents for whom test results were received by the Department of Health. A person can be tested by more than one laboratory and can have both positive and negative results. **Therefore, the sum of the numbers in each column will be larger than the total number of people tested.**

Reporting lab	Inconclusive	Negative	Positive	Percent positive	Total
FRESENIUS KIDNEY CARE DUNEDIN			6	100%	6
LRHS Southeastern University		4	2	33%	6
DANIEL M LIBBY MD PLLC		6			6
LOUISIANA DEPT OF HEALTH			6	100%	6
MERCY COLLEGE HEALTH OFFICE		6			6
CENTRAL FLORIDA PRIMARY CARE			6	100%	6
FLEET LANDING			6	100%	6
PLEASANTVILLE OF SEBASTIAN LLC			6	100%	6
MINUTECLINIC, LLC #1796		5	1	17%	6
QUICK CARE MED WALK IN AND URGENT CARE			6	100%	6
ENTRUST IMMEDIATE CARE			6	100%	6
GOOD SAMARITAN MEDICAL CENTER			6	100%	6
TAMPA URGENT CARE			6	100%	6
MAXHEALTH		5	1	17%	6
MINUTECLINIC, LLC #1492		6			6
CVS NC6402POCT DAVIDSON		4	2	33%	6
FAMILY CARE MEDICAL CENTER			6	100%	6
WATAUGA MEDICAL CENTER		4	2	33%	6
Signature Healthcare of Savannah		6			6
MINUTECLINIC DIAGNOSTIC OF VIRGINIA, LLC #255		6			6
UT SOUTHWESTERN MEDICAL CENTER			6	100%	6
LAKEVIEW TERRACE HOME HEALTH SERVICES LLC			6	100%	6
CVS TX1104POCT ALLEN		6			6
WINTER PARK INTERNAL MEDICINE MD PA		5	1	17%	6
INTERVENTIONAL REHABILITATION OF SOUTH FLORIDA			6	100%	6
MEDEXPRESS URGENT CARE - TARENTUM		5	1	17%	6
MINUTECLINIC DIAGNOSTIC OF OHIO #7790		4	2	33%	6
GRACE COMMUNITY PHARMACY			6	100%	6
PEDIATRICS IN BREVARD-COCOA BEACH		2	4	67%	6
CURATIVE CARE CENTER INC		1	5	83%	6
DIXITKUMAR N MODI MD PA			6	100%	6
MINUTE-CLINIC DIAGNOSTIC OF VIRGINIA, LLC #794		5	1	17%	6
PEPIN ACADEMIES-PASCO		6			6
CDRX INFUSION			6	100%	6
LISTENING DOCTOR PLLC, THE		1	5	83%	6
SIGNATURE HEALTHCARE OF MIDDLEBURG		6			6
VIERA PEDIATRICS		1	5	83%	6
BOCA VIPEDIATRICS			6	100%	6
CVS IN6654POCT INDIANAPOLIS		5	1	17%	6
MC DIAGNOSTIC OF CONNECTICUT , PC # 3		4	2	33%	6
AARK LABORATORY		6			6
FLORIDA MEDICAL SPECIALISTS		2	4	67%	6
WELLMED AT BRANDON REGIONAL		5	1	17%	6
PARTNERS PHARMACY OF FLORIDA LLC		6			6
MEDEXPRESS URGENT CARE - CULPEPER		6			6
RIVER CITY PRIMARY AND URGENT CARE			6	100%	6

# COVID-19: testing by laboratory

Data through Mar 4, 2021 verified as of Mar 5, 2021 at 09:25 AM

Data in this report are provisional and subject to change.

The numbers in the table below represent the number of Florida and non-Florida residents for whom test results were received by the Department of Health. A person can be tested by more than one laboratory and can have both positive and negative results. **Therefore, the sum of the numbers in each column will be larger than the total number of people tested.**

Reporting lab	Inconclusive	Negative	Positive	Percent positive	Total
MINUTECLINIC DIAGNOSTIC OF GEORGIA, LL		5	1	17%	6
URGENT TEAM - HUNTSVILLE		5	1	17%	6
MEDEXPRESS URGENT CARE-PETERS TWP		5	1	17%	6
VENICE REGIONAL MEDICAL CENTER			6	100%	6
MEDEXPRESS URGENT CARE - BATTLE CREEK		4	2	33%	6
PROHEALTH MED		1	5	83%	6
OAK HARBOR ASSISTED LIVING FACILITY		4	2	33%	6
AMERICAN EAGLE LEESBURG AL LLC DBA VISTA LAKE			6	100%	6
FLORIDA DEPARTMENT OF HEALTH IN SARASOTA COUNTY		5	1	17%	6
ASCENSION ST VINCENT'S CLAY COUNTY			6	100%	6
MINUTE CLINIC DIAGNOSTIC OF PENNSYLVANIA		6			6
FAMILY TREE PRIMARY CARE		5	1	17%	6
FLORIDA PREMIER MEDICAL CARE PA			6	100%	6
WIREGRASS MEDICAL CENTER			6	100%	6
CVS TX8351POCT BEAUMONT		6			6
FIRST COAST CARDIOVASCULAR INSTITUTE PA			6	100%	6
CHILDREN'S HOSPITAL OF PHILADELPHIA		5	1	17%	6
FLORIDA DEPARTMENT OF HEALTH IN MIAMI DADE COUNTY		5	1	17%	6
MEDEXPRESS URGENT CARE - BLUEFIELD		5	1	17%	6
PRESBYTERIAN HOME		6			6
YAZJI PEDIATRIC CARE LLC DBA TUKA PEDIATRICS			6	100%	6
MEDEXPRESS URGENT CARE - ELM GROVE		5	1	17%	6
ELITE MD GROUP INC		2	4	67%	6
NORTHSIDE HOSPITAL ATLANTA		3	3	50%	6
CAREWELL 301 - WARWICK			6	100%	6
MEDEXPRESS URGENT CARE - IRVING		6			6
CITIZENS BAPTIST MEDICAL CENTERS LAB		5	1	17%	6
BETHESDA COMMUNITY HEALTH CENTER			6	100%	6
CARDIOTHORACIC SURGERY OF HYDE PARK			6	100%	6
PUBLIC HEALTH LAB		6			6
CVS MINUTE CLINIC DIAG OF IND, LLC #6549		6			6
MEDEXPRESS URGENT CARE - RICHMOND, NINE MILE RD		5	1	17%	6
ST. LUCIE COUNTY HEALTH DEPARTMENT		4	2	33%	6
PATHGROUP LABS, LLC		4	2	33%	6
SAINT PETER'S UNIVERSITY HOSPITAL		6			6
INTERNAL MEDICINE LIPID AND WELNNES PRACTICE			6	100%	6
ARLINGTON OF NAPLES		6			6
BROWARD TRANSITIONAL CENTER			6	100%	6
CAPITAL HEALTH PLAN LABORATORIES			6	100%	6
TAMIAMI LAB MILLENIUM			6	100%	6
CAPE CORAL URGENT CARE		3	3	50%	6
PALMS WEST HOSPITAL			6	100%	6
URGENT CARE HOUSECALLS PA		5	1	17%	6
CVS GA2108POCT NORCROSS		4	2	33%	6
CAMELLIA AT DEERWOOD		2	4	67%	6
MEDEXPRESS URGENT CARE-PITTSFIELD		6			6

# COVID-19: testing by laboratory

Data through Mar 4, 2021 verified as of Mar 5, 2021 at 09:25 AM

Data in this report are provisional and subject to change.

The numbers in the table below represent the number of Florida and non-Florida residents for whom test results were received by the Department of Health. A person can be tested by more than one laboratory and can have both positive and negative results. **Therefore, the sum of the numbers in each column will be larger than the total number of people tested.**

Reporting lab	Inconclusive	Negative	Positive	Percent positive	Total
CVS MINUTE CLINIC, LLC #22		5	1	17%	6
SUNRISE SENIOR LIVING OF JACKSONVILLE			6	100%	6
SUFFRIDGE DRIVE GROUP HOME		6			6
UNILAB OF DADE INC			6	100%	6
GUIDANCE / CARE CENTER, INC		6			6
SV DIAGNOSTIC LAB			6	100%	6
XPRESS URGENT CARE LLC		6			6
ENIGMA DIAGNOSTIC, INC.			6	100%	6
ETHOS LABORATORIES		6			6
NORTH FLORIDA PEDIATRICS JASPER			6	100%	6
GLEN FALLS HOSPITAL DEPARTMENT OF PATHOLOGY		6			6
RANDOLPH DIABETES AND WELLNESS		5	1	17%	6
MEDEXPRESS URGENT CARE - WILLIAMSPORT		4	1	20%	5
GUTHRIE MEDICAL GROUP LABORATORIES		5			5
QUALITY MEDICAL CARE			5	100%	5
MONROE COUNTY FIRE RESCUE		5			5
ENT AND ALLERGY ASSOCIATES OF FLORIDA, LLC			5	100%	5
NORTHPORT MEDICAL CENTER LAB		5			5
ADVANCED URGENT CARE OF MARATHON		1	4	80%	5
URGENT TEAM - NASHVILLE		5			5
SARASOTA MEDICAL CENTER			5	100%	5
THE UNIVERSITY OF VERMONT MEDICAL CENTER		4	1	20%	5
CVS PA233POCT NEWTOWN SQUARE		5			5
MEDEXPRESS URGENT CARE - GLENDALE		5			5
SUPREME LABORATORY			5	100%	5
MINUTECLINIC DIAG OF IND LLC #8651		4	1	20%	5
PRECISION LABS LLC		2	3	60%	5
CVS NC3319POCT CHARLOTTE		4	1	20%	5
CVS TX2263POCT SAN ANTONIO		5			5
PM PEDIATRICS OF SELDEN		3	2	40%	5
CENTREX CLINICAL LABS INC		5			5
PHYSICIANS IMMEDIATE CARE ELGIN			5	100%	5
MD NOW MEDICAL CENTER INC			5	100%	5
ADVENTHEALTH CAR CENTER APOPKA			5	100%	5
NU WAVE MEDICAL CENTER			5	100%	5
THE DOCTORS CENTER HEALTHCARE-SOUTHSIDE		1	4	80%	5
MEDEXPRESS - COLLINSVILLE BELT LINE		3	2	40%	5
BOROPARK URGENT CARE		4	1	20%	5
CVS NV408817POCT LAS VEGAS		1	4	80%	5
MIAMI CANCER INSTITUTE			5	100%	5
PRINCIPLE LABORATORY		3	2	40%	5
TULLAHOMA HMA, LLC		4	1	20%	5
ABSOLUTE HEALTH		5			5
MINUTE CLINIC LLC # 2033		4	1	20%	5
OPTUMCARE FLORIDA, LLC		3	2	40%	5
BAYSHORE LABORATORY		4	1	20%	5

# COVID-19: testing by laboratory

Data through Mar 4, 2021 verified as of Mar 5, 2021 at 09:25 AM

Data in this report are provisional and subject to change.

The numbers in the table below represent the number of Florida and non-Florida residents for whom test results were received by the Department of Health. A person can be tested by more than one laboratory and can have both positive and negative results. **Therefore, the sum of the numbers in each column will be larger than the total number of people tested.**

Reporting lab	Inconclusive	Negative	Positive	Percent positive	Total
BIOTECH CLINICAL LABORATORY			5	100%	5
CELERION			5	100%	5
MINUTECLINIC, LLC, DBA MINUTECLINIC #2		5			5
GENTLE HANDS MOBILE PHLEBOTOMY			5	100%	5
GULF COAST VETERANS HCS PANAMA CITY OPC		5			5
OHIO DEPARTMENT OF HEALTH			5	100%	5
EXPICARE NURSING AGENCY, INC		5			5
Life Care Center of Estero			5	100%	5
BAPTIST HEALTH - TOWN CENTER			5	100%	5
URGENT MED INC		3	2	40%	5
OURMED		4	1	20%	5
PUTNAM HOSPITAL CENTER LABORATORY		5			5
FLORIDA CLINICAL LABORATORY - BIOREFERENCE LABORATORIES		2	3	60%	5
DAVENPORT PEDIATRICS PA		1	4	80%	5
OCCMED SOLUTIONS		2	3	60%	5
AUGUSTA HEALTH			5	100%	5
Army Residence Community		5			5
VILLA HEALTH NH LLC		3	2	40%	5
BEACH HOUSE		5			5
FLAGLER HEALTH SERVICES INC			5	100%	5
CARENOW URGENT CARE - CENTRAL AUSTIN		1	4	80%	5
LONGWOOD FAMILY MEDICINE		1	4	80%	5
LPG PEDIATRICS AT CAPE CORAL		5			5
ST CHARLES BEND LABORATORY		4	1	20%	5
DISCOVERY VILLAGE AT STUART		2	3	60%	5
UCF STUDENT HEALTH SERVICES LABORATORY		2	3	60%	5
AHC Decatur County		5			5
AEL KNOXVILLE			5	100%	5
CVS CT1123POCT SOUTHBURY		5			5
CVS TX7827POCT ROUND ROCK		5			5
KEYSTONE REHABILITATION AND HEALTH CENTER		1	4	80%	5
MID - FLORIDA PATHOLOGY LLC		1	4	80%	5
BLUETAIL MEDICAL GROUP, LLC		4	1	20%	5
MINNESOTA DEPARTMENT OF HEALTH PUBLIC HEALTH LABORATORY DIVISION	1		4	80%	5
WAKEMED		1	4	80%	5
CVS PA2582POCT SPRINGFIELD		3	2	40%	5
COMPUNET CLINICAL LAB			5	100%	5
NOVANT HEALTH UVA		2	3	60%	5
MINUTECLINIC DIAGNOSTIC OF TN PC #442		4	1	20%	5
XRL SXF REF LAB		5			5
MINUTECLINIC DIAGNOSTIC OF OHIO #3407		4	1	20%	5
DOCS URGENT CARE		1	4	80%	5
QUINTON MEMORIAL HEALTH CARE CENTER		5			5
MIAMI MEDICAL CONSULTANT PA			5	100%	5
UW MEDICINE VIROLOGY LAB			5	100%	5
COLUMBIA MEMORIAL HOSPITAL LABORATORY		5			5

# COVID-19: testing by laboratory

Data through Mar 4, 2021 verified as of Mar 5, 2021 at 09:25 AM

Data in this report are provisional and subject to change.

The numbers in the table below represent the number of Florida and non-Florida residents for whom test results were received by the Department of Health. A person can be tested by more than one laboratory and can have both positive and negative results. **Therefore, the sum of the numbers in each column will be larger than the total number of people tested.**

Reporting lab	Inconclusive	Negative	Positive	Percent positive	Total
ALL CHILDREN'S HOSPITAL DEPT OF GENERAL PEDIATRICS			5	100%	5
FLORIDA PRIMARY CARE AND SPORTS MEDICINE INC		2	3	60%	5
FLORIDA PRIMARY & SPECIALTY CARE		5			5
URGENT CARE COASTAL GA			5	100%	5
CELEBRATION PEDIATRICS PA			5	100%	5
SANTOS REHABILITATION CENTER INC			5	100%	5
DOMINICAN COLLEGE STUDENT HEALTH CENTE		5			5
WHEELER LABORATORY		4	1	20%	5
HENDRY REGIONAL CONVENIENT CARE CENTER			5	100%	5
DICKSON MEDICAL ASSOCIATES PC PATH LAB		4	1	20%	5
SONATA VERO BEACH		5			5
LAKE MARY HEALTH AND REHABILITATION CENTER		1	4	80%	5
JACKSON SOUTH COMMUNITY HOSPITAL LAB			5	100%	5
ST BARNABAS HOSPITAL		5			5
GRAND VILLA OF SARASOTA		4	1	20%	5
THE CLINIC OF PEDIATRICS & GI MEDICINE, INC			5	100%	5
LIFEPLUS HEALTHCARE GROUP INC		5			5
CLINICAL CARE ASSOCIATES			5	100%	5
RELIANT IMMUNE DIAGNOSTICS			5	100%	5
UNIVERSITY OF MIAMI / SCCC RESEARCH LABORATORY			5	100%	5
SOUTH FLORIDA FAMILY HEALTH & RESEARCH CTR			5	100%	5
CAREHERE LCS- EUSTIS			5	100%	5
PREMIER FAMILY HEALTH PA			5	100%	5
MINUTECLINIC MINUTECLINIC #921		5			5
CVS OH3476POCT TIPP CITY		5			5
PEDIATRICS OF ALTAMONTE		5			5
GREENVILLE MEMORIAL HOSPITAL LAB			5	100%	5
TESTD			5	100%	5
TREASURE ISLE LLC		5			5
UF HEALTH PATHOLOGY LABORATORIES			5	100%	5
MINUTECLINIC, LLC #1431		4	1	20%	5
ALPHADERA LABS, LLC			5	100%	5
LEVY COUNTY SHERRIF'S DEPT			5	100%	5
FOUNDCARE, INC			5	100%	5
Kroger 099 - The Little Clinic Fort Collins		5			5
WOODHULL MEDICAL AND MENTAL HEALTH CTR		5			5
NORTH DADE NURSING AND REHABILITATION CENTER			5	100%	5
SOUTHEAST GEORGIA HEALTH SYSTEM, INC D		5			5
COOPER HOSPITAL/UNIVERSITY MEDICAL		5			5
REDMED OF CROSSTOWN		2	3	60%	5
SOUTHERN OCEAN MEDICAL CENTER		5			5
GADSDEN COUNTY HEALTH DEPARTMENT			5	100%	5
LAFAYETTE NURSING AND REHAB			5	100%	5
MEASE CONTINUING CARE		3	2	40%	5
RIVERVIEW ALF OPERATOR LLC			5	100%	5
MEDEXPRESS URGENT CARE MORGANTOWN		5			5

# COVID-19: testing by laboratory

Data through Mar 4, 2021 verified as of Mar 5, 2021 at 09:25 AM

Data in this report are provisional and subject to change.

The numbers in the table below represent the number of Florida and non-Florida residents for whom test results were received by the Department of Health. A person can be tested by more than one laboratory and can have both positive and negative results. **Therefore, the sum of the numbers in each column will be larger than the total number of people tested.**

Reporting lab	Inconclusive	Negative	Positive	Percent positive	Total
ARKANSAS DEPARTMENT OF HEALTH			5	100%	5
RIO PINAR HEALTH CARE			5	100%	5
LAKEVIEW HEALTHCARE SYSTEM LLC			5	100%	5
PINECREST PEDIATRICS GROUP LLC			5	100%	5
FRANCES WARDE MEDICAL LABORATORY		2	3	60%	5
OMNICARE PHARMACY OF TEXAS 1, LP DBA OMNICARE		5			5
TALLAHASSEE MEMORIAL HEALTHCARE			5	100%	5
COPELAND MEDICAL CLINIC		3	2	40%	5
FLORIDA DEPARTMENT OF HEALTH - INVERNESS		3	2	40%	5
PRINCIPLE HOSPICE SERVICE, LLC			5	100%	5
PEDIATRIC URGENT HEALTH CARE			5	100%	5
SEASIDE MANOR			5	100%	5
CYPRESS CREEK MEDICAL CENTER			5	100%	5
MINUTECLINIC DIAGNOSTIC OF RHODE ISLAND		5			5
MEDEXPRESS URGENT CARE - WEIRTON		5			5
NORTH SHORE HEMATOLOGY-ONCOLOGY ASSOCIATES, PC		5			5
MINUTECLINIC DIAGNOSTIC OF TN, PC 6304		3	2	40%	5
MOUNT SINAI BROOKLYN LABORATORY		4	1	20%	5
CLEVELAND CLINIC MARTIN HEALTH NURSING & RESTORATIVE		5			5
WATERTOWN URGENT CARE PLLC		5			5
Walker BaptistMedCtr		4	1	20%	5
JOE DIMAGGIO CHILDREN'S HOSPITAL		1	4	80%	5
SHEEPSHEAD BAY URGENT CARE		5			5
PRECISION DIAGNOSTICS INC - NJ		5			5
MINUTECLINIC DIAGNOSTIC OF KENTUCKY		5			5
AMERICAN MEDICAL RESPONSE - DENVER		2	3	60%	5
MCR HEALTH LAWTON CHILES ADMINISTRATION STE A		1	4	80%	5
SIGNATURE URGENT CARE			5	100%	5
FLORIDA HOSPITAL LAKE MARY		5			5
ELITE CARE			5	100%	5
MEDEXPRESS URGENT CARE - BECKLEY CROSS		4	1	20%	5
SUTTER TRACY COMMUNITY HOSPITAL			5	100%	5
MEDEXPRESS URGENT CARE PORT HURON		4	1	20%	5
OHSU MOLECULAR MICROBIOLOGY LAB		4	1	20%	5
FLORIDA HEALTHCARE OF ORLANDO			5	100%	5
PALM GARDEN OF SUN CITY			5	100%	5
HILLSBOROUGH COUNTY HEALTH DEPARTMENT			5	100%	5
PIEDMONT HOSPITAL LAB			5	100%	5
SELECT PHYSICIANS ALLIANCE		5			5
JOHN T MACKAY MD			5	100%	5
RURAL HEALTH CARE INC			5	100%	5
MEDEXPRESS URGENT CARE-NESHANNOCK TWP		4	1	20%	5
PHYSICIANS URGENT CARE BERRY FARMS		4	1	20%	5
SJH			5	100%	5
Kennedy University Hospital		5			5
MEDI-DRUG INC		4	1	20%	5

# COVID-19: testing by laboratory

Data through Mar 4, 2021 verified as of Mar 5, 2021 at 09:25 AM

Data in this report are provisional and subject to change.

The numbers in the table below represent the number of Florida and non-Florida residents for whom test results were received by the Department of Health. A person can be tested by more than one laboratory and can have both positive and negative results. **Therefore, the sum of the numbers in each column will be larger than the total number of people tested.**

Reporting lab	Inconclusive	Negative	Positive	Percent positive	Total
PEDIATRICS OF CENTRAL FLORIDA – POINCIANA		3	2	40%	5
WESTMINSTER SHORES			5	100%	5
STUYVESANT URGENT CARE		5			5
DIXIE COUNTY EMERGENCY SERVICES			5	100%	5
LIVING WATERS MEDICAL CENTER			5	100%	5
HAWTHORNE HEALTH AND REHABILITATION			5	100%	5
REHABILITATION CENTER AT JUPITER GARDENS		5			5
MEDEXPRESS URGENT CARE - YORK		2	3	60%	5
WEST PACIFIC MEDICAL LABORATORY			5	100%	5
FRESENIUS KIDNEY CARE SOUTH ORLANDO			5	100%	5
ADVENTHEALTH MEDICAL GROUP PEDIATRIC & ADOLESCENT		4	1	20%	5
PM PEDIATRICS OF BAYSIDE PLLC		5			5
NELSON BIOLOGICAL			5	100%	5
FORSYTH HOUSE			5	100%	5
Kroger 449 - The Little Clinic Mountain Park		4	1	20%	5
TANNER MEDICAL CENTER EAST AL		5			5
FAMILY TREE DNA			5	100%	5
MINUTE CLINIC DIAGNOSTIC OF NORTH CAROLINA		5			5
JUPITER CLINIC			5	100%	5
MEDEXPRESS URGENT CARE-MUNCIE		5			5
UNIVERSITY OF CHICAGO MEDICAL CENTER LAB			5	100%	5
CONCENTRA URGENT CARE		1	4	80%	5
ST JOHNS BIOMEDICAL LAB		5			5
EASTCHESTER PEDIATRIC MEDICAL GROUP		5			5
QUEST DIAGNOSTICS PSC		1	4	80%	5
MIZELL MEMORIAL HOSPITAL			5	100%	5
LABS PLUS LLC		5			5
Enterprise Health and Rehabilitation Center		5			5
Rutgers Health Rwj University Hospital - Laboratory		2	3	60%	5
BOONE DRUG & HEALTHCARE AT DEERFIELD			5	100%	5
LABCORP UNSPECIFIED		5			5
EGL GENETICS DIAGNOSTICS			5	100%	5
CVS MINUTE CLINIC DIAG OF IND LLC #5206		4	1	20%	5
CVS TN2179POCT MURFREESBORO		5			5
BROWNE MEDICAL LLC		3	2	40%	5
ADVICE FOR OPTIMAL WELLNESS		2	3	60%	5
INTERNAL MEDICINE & PRIMARY CARE ASSOCIATES, PLC			5	100%	5
WILSON PEDIATRICS			5	100%	5
URGENT CARE OF ERWIN		5			5
INFECTION CONTROL/ EMPHEALTH		3	2	40%	5
CVS GA2147POCT KENNESAW		4	1	20%	5
WEST DADE PEDIATRICS			5	100%	5
KETTERING HEALTH			5	100%	5
HELIX KH UC			5	100%	5
MINUTE CLINIC, LLC #1434		5			5
CUMBERLAND HEIGHTS		5			5

# COVID-19: testing by laboratory

Data through Mar 4, 2021 verified as of Mar 5, 2021 at 09:25 AM

Data in this report are provisional and subject to change.

The numbers in the table below represent the number of Florida and non-Florida residents for whom test results were received by the Department of Health. A person can be tested by more than one laboratory and can have both positive and negative results. **Therefore, the sum of the numbers in each column will be larger than the total number of people tested.**

Reporting lab	Inconclusive	Negative	Positive	Percent positive	Total
OCHSNER MEDICAL CENTER			5	100%	5
NOVADX		2	3	60%	5
FINLAY		1	4	80%	5
INDIANA STATE DEPARTMENT OF HEALTH LABORATORIES			5	100%	5
COVID RAPID LABS			5	100%	5
BIRMINGHAM VAMC		2	3	60%	5
EAST BANK HOSPITAL - UNIVERSITY OF MINNESOTA MEDICAL CENTER			5	100%	5
AHF PUBLIC HEALTH LABORATORY			5	100%	5
SCIENCE CARE			5	100%	5
LAKE COUNTY DETENTION CENTER		3	2	40%	5
CVS SC5479POCT INDIAN LAND		5			5
FHPG FAMILY MEDICAL CENTER OF TAMPA BAY		1	4	80%	5
RUSH UNIVERSITY MEDICAL CENTER LABORATORY			5	100%	5
CHAMPLAIN VALLEY PHYSICIANS HOSPITAL		3	2	40%	5
DEPARTMENT OF HEALTH AND HUMAN SERVICES LANSING			5	100%	5
CARL R DARNALL ARMY MEDICAL CENTER			5	100%	5
VA Primary Care Clinic at Meharry		4	1	20%	5
MANATEE COUNTY JAIL		4	1	20%	5
JUPITER ISLAND MEDICAL CLINIC INC		5			5
MEDICAL CENTER OF BLOUNTSTOWN			5	100%	5
INNOVATIVE COVID-DIVERSEY			5	100%	5
HAVEN HOSPICE IN CHIEFLAND			5	100%	5
VEIL VALLEY MEDICAL CENTER			5	100%	5
MINUTECLINIC, LLC #7139		5			5
GENESIS FAMILY PRACTICE		3	2	40%	5
PANCARE HEALTH - ALTHA PUBLIC			5	100%	5
MINUTECLINIC DIAGNOSTIC OF PENNSYLVANIA, LLD #1545		5			5
PATIENT FIRST - LEESBURG			5	100%	5
CVS HEALTH, #2043		5			5
APOLLO GARDENS RETIREMENT RESIDENCE CARE		5			5
MCKENZIE-WILLAMETTE MEDICAL CENTER LAB		5			5
CVS RI1717POCT 1 CVS DR			5	100%	5
UPMC HEALTH SYSTEM		4	1	20%	5
MINUTECLINIC DIAGNOSTIC MED GRP OF CA		4	1	20%	5
WHITE WILSON MEDICAL CENTER - FWB		1	4	80%	5
MEDEXPRESS URGENT CARE MURRYSVILLE		3	2	40%	5
INDIAN RIVER PRIMARY CARE PA		5			5
BROOKDALE NEW PORT RICHEY			5	100%	5
CVS CA9113POCT CHULA VISTA		5			5
DIAGNOSTECHS		4	1	20%	5
COMMONS AT ORLANDO LUTHERAN TOWERS SNF			5	100%	5
LAKE NONA PEDIATRICS IN ASSOCIATION WITH NEMOURS		5			5
FLORIDA DEPARTMENT OF HEALTH SEMINOLE COUNTY		1	4	80%	5
HERNANDO PASCO HOSPICE INC		4	1	20%	5
MINUTECLINIC, DIAGNOSTIC OF TEXAS, LL		4	1	20%	5
MEDLAB INC		4			4



# COVID-19: testing by laboratory

Data through Mar 4, 2021 verified as of Mar 5, 2021 at 09:25 AM

Data in this report are provisional and subject to change.

The numbers in the table below represent the number of Florida and non-Florida residents for whom test results were received by the Department of Health. A person can be tested by more than one laboratory and can have both positive and negative results. **Therefore, the sum of the numbers in each column will be larger than the total number of people tested.**

Reporting lab	Inconclusive	Negative	Positive	Percent positive	Total
BARTON MEMORIAL HOSPITAL		3	1	25%	4
PANCARE HEALTH - PONCE DE LEON			4	100%	4
WESLEY CHAPEL INTERNAL MEDICINE AND PEDIATRICS			4	100%	4
BEECHTREE MOLECULAR LAB LLC			4	100%	4
CVS SC2269POCT COLUMBIA		3	1	25%	4
CENTERPLACE HEALTH, INC			4	100%	4
LEE PHYSICIAN GROUP COLLEGE POINT		4			4
PM PEDIATRICS OF SELDEN PLLC		4			4
GILCHRIST COUNTY HEALTH DEPT			4	100%	4
AURORA BAYCARE UROLOGY			4	100%	4
OKLAHOMA STATE UNIVERSITY DIAGNOSTIC LAB			4	100%	4
DYNACARE LABORATORIES			4	100%	4
LATCHER LABORATORY OF A O FOX MEMORIAL		2	2	50%	4
BUCKINGHAM PLACE ALF		4			4
LAKE FOREST PARK OP CO LLC		4			4
CVS GA2236POCT WOODSTOCK		4			4
DEPARTMENT OF HEALTH AND HUMAN SERVICES		2	2	50%	4
ELITE MEDICAL CENTER			4	100%	4
CVS NJ2815POCT E BRUNSWICK		3	1	25%	4
PALM BEACH CANCER INSTITUTE			4	100%	4
APOPKA FAMILY HEALTH CENTER		3	1	25%	4
MINUTECLINIC DIAGNOSTIC OF WISCONSIN, LLC		4			4
GASTROENTEROLOGY ASSOC OF PENSACOLA, PA		2	2	50%	4
FISHERMEN'S HOSPITAL			4	100%	4
CARE ONE PRIMARY CARE			4	100%	4
RHEA MEDICAL CENTER		4			4
Mill Valley Care Center		4			4
CVS CA8850POCT HUNTINGTON BEACH		3	1	25%	4
MEDEXPRESS URGENT CARE - WICHITA, S SENECA ST		2	2	50%	4
TARPON SPRINGS PEDIATRICS, LLC			4	100%	4
BETHPAGE EXTENDED HOURS CENTER		4			4
MEDEXPRESS URGENT CARE-PASADENA		4			4
NORTHEAST PEDIATRICS			4	100%	4
MEDEXPRESS URGENT CARE- FORT WORTH N T		4			4
DERMATOLOGY SPECIALISTS OF FL - DR. JON WARD			4	100%	4
FCHC (OB)-DARWIN SQUARE CTR.			4	100%	4
Kroger 339 - The Little Clinic Highlands - Bardstown Road		4			4
CVS TX7162POCT HOUSTON		4			4
RIVER CITY MEDICAL ASSOCIATES INC			4	100%	4
MINUTE CLINIC DIAGNOSTIC MED GRP		3	1	25%	4
WILLIAMSBURGH CHAI CARE		3	1	25%	4
HEALTHCARE NETWORK OF SOUTHWEST FLORIDA			4	100%	4
NOT GIVEN		1	3	75%	4
BIOREFERENCE LABORATORIES			4	100%	4
CELEBRATION PEDIATRICS			4	100%	4
INVERNESS FAMILY CARE HIGH RISK PLLC			4	100%	4

# COVID-19: testing by laboratory

Data through Mar 4, 2021 verified as of Mar 5, 2021 at 09:25 AM

Data in this report are provisional and subject to change.

The numbers in the table below represent the number of Florida and non-Florida residents for whom test results were received by the Department of Health. A person can be tested by more than one laboratory and can have both positive and negative results. **Therefore, the sum of the numbers in each column will be larger than the total number of people tested.**

Reporting lab	Inconclusive	Negative	Positive	Percent positive	Total
LOUISIANA DEPT. OF HEALTH AND HOSPITALS-INFECTIOUS DISEASE EPI SECTION			4	100%	4
CAREATC, INC.			4	100%	4
State Lab Unspecifd			4	100%	4
CVS OH3393POCT AURORA		3	1	25%	4
MINUTECLINIC DIAGNOSTIC OF KANSAS PA		4			4
Kroger 125 - The Little Clinic Castle Rock		3	1	25%	4
CVS NC5532POCT SUMMERFIELD		4			4
REGIONAL MEDICAL LAB			4	100%	4
DEPT OF VA MEDICAL CENTER - RICHMOND		3	1	25%	4
HAMPTON ALF AT 24TH ROAD LLC			4	100%	4
SINAI PLAZA NURSING AND REHAB CENTER			4	100%	4
CVS GA7064POCT STOCKBRIDGE		4			4
MEDEXPRESS URGENT CARE LAVALE		4			4
POWERS PEDIATRICS			4	100%	4
CVS TN4624POCT KNOXVILLE		3	1	25%	4
MEMORIAL HEALTH CARE SYSTEMS			4	100%	4
HEALTHY MINORS PEDIATRIC URGENT CARE		4			4
MINUTE CLINIC DIAGNOSTIC OF VIRGINIA, LLC #7543		4			4
DASCENA LABORATORY			4	100%	4
MORGAN STANLEY HEALTH CENTER		4			4
KENTUCKY CABINET FOR HEALTH AND FAMILY SERVICES			4	100%	4
CVS OH3301POCT WOODMERE		4			4
Kroger 752 - The Little Clinic Central Station		3	1	25%	4
CVS TN7289POCT SIGNAL MOUNTAIN		4			4
FLORIDA HEALTH CARE PLANS STIRLING CENTER			4	100%	4
MINUTE CLINIC, LLC #4650		4			4
UNIVERSITY OF MIAMI STUDENT HEALTH SERVICE			4	100%	4
UNIVERSITY OF WASHINGTON MEDICAL CENTER (UWMC) EMERGENCY DEPT.			4	100%	4
BAYLOR ESOTERIC AND MOLECULAR LAB			4	100%	4
PRINCETON BMC LABORATORY		4			4
CAREWELL URGENT CARE			4	100%	4
INDUSTRY LAB DIAGNOSTIC PARTNERS			4	100%	4
HARBOUR ISLAND PEDIATRICS LLC			4	100%	4
BENEVA LAKES HEALTHCARE & REHAB CENTER			4	100%	4
CVS MO5655POCT LIBERTY		1	3	75%	4
CVS MA2297677CV BOSTON		4			4
IMMUNOGENOMICS LLC		1	3	75%	4
DIAGNOSTIC & MEDICAL SPECIALISTS OF GREENWICH		2	2	50%	4
PEACEHEALTH LABORATORIES		3	1	25%	4
MEDEXPRESS URGENT CARE - FREDERICK		4			4
FLORIDA HEART AND VASCULAR			4	100%	4
MEDEXPRESS URGENT CARE - SOMERSET TOWNSHIP		4			4
COVENIENT CARE MEDICAL CLINIC			4	100%	4
Park Ridge Nursing Center		3	1	25%	4
AHC of Mckenzie		4			4
MD NOW URGENT CARE - DELRAY WEST			4	100%	4

# COVID-19: testing by laboratory

Data through Mar 4, 2021 verified as of Mar 5, 2021 at 09:25 AM

Data in this report are provisional and subject to change.

The numbers in the table below represent the number of Florida and non-Florida residents for whom test results were received by the Department of Health. A person can be tested by more than one laboratory and can have both positive and negative results. **Therefore, the sum of the numbers in each column will be larger than the total number of people tested.**

Reporting lab	Inconclusive	Negative	Positive	Percent positive	Total
CARENOW URGENT CARE - WINTER SPRINGS		3	1	25%	4
MINUTECLINIC DIAGNOSTIC OF SC, LLC #4		4			4
DEACONESS HOSPITAL			4	100%	4
MEDEXPRESS URGENT CARE-SCOTT TOWNSHIP		3	1	25%	4
TMH PHYSICIAN PARTNERS SOUTHWOOD		1	3	75%	4
REHABILITATION CENTER OF WINTER PARK,THE			4	100%	4
CVS CA9715POCT THOUSAND OAKS		4			4
FLORIDA MEDICAL ASSOCIATES LLC			4	100%	4
NEMOURS CHILDREN'S CLINIC			4	100%	4
COMMUNITY HEALTH CENTER OF WEST PALM BEACH			4	100%	4
CLINICAL PATHOLOGY LABORATORIES			4	100%	4
MINUTECLINIC DIAGNOSTIC OF VIRGINIA, LLC #1656		4			4
MEDFIRST URGENT CARE			4	100%	4
DIAMOND SPEEDWAY DIALYSIS		1	3	75%	4
CVS HEALTH, #1994		3	1	25%	4
THE LITTLE CLINIC			4	100%	4
MASSASHUSETTS STATE LAB INSTITUTE		1	3	75%	4
WYOMING PUBLIC HEALTH LAB			4	100%	4
MEDEXPRESS URGENT CARE SHADYSIDE		3	1	25%	4
MINUTECLINIC DIAGNOSTIC OF OHIO #2964		4			4
CLINICAL ASSOCIATES OF ORLANDO LLC		4			4
Calusa Harbour			4	100%	4
EXTENDICARE HEALTH & REHAB CENTER		4			4
MEDEXPRESS URGENT CARE - TEAYS VALLEY		3	1	25%	4
CVS M08556POCT KANSAS CITY		4			4
MINUTE CLINIC OF KANSAS PA		1	3	75%	4
FHCP - ORMOND BEACH			4	100%	4
FLORENCE - HUNTSVILLE HOSPITAL URGENT CARE		3	1	25%	4
DTR LABS		3	1	25%	4
THONOTOSASSA COMMUNITY HEALTH CENTER		1	3	75%	4
BAPTIST HEALTH MEDICAL CENTER			4	100%	4
HENDRY/GLADES COUNTY HEALTH DEPARTMENT		3	1	25%	4
MEDEXPRESS URGENT CARE - MOUNTAIN HOME		3	1	25%	4
Crowne Health Care of Montgomery		4			4
MEDEXPRESS - NEWARK		4			4
WILLIAM A HINTON STATE LABORATORY INSTITUTE		1	3	75%	4
CVS MA394POCT SEEKONK		4			4
PRL NYC PANDEMIC RESPONSE LAB			4	100%	4
ADVANCED URGENT CARE LLC		1	3	75%	4
UNION CITY MANOR NURSING CENTER		4			4
PDL PHARMACY CORP			4	100%	4
CVS TN7698POCT KNOXVILLE		4			4
CVS SC2736POCT MURRELLS INLET		4			4
BOND & STEELE CLINIC PA D/B/A BOND CLINIC PA		4			4
VITAL CARE URGENT CARE			4	100%	4
ELIZABETH CITY HEALTH & REHABILITATION		4			4

# COVID-19: testing by laboratory

Data through Mar 4, 2021 verified as of Mar 5, 2021 at 09:25 AM

Data in this report are provisional and subject to change.

The numbers in the table below represent the number of Florida and non-Florida residents for whom test results were received by the Department of Health. A person can be tested by more than one laboratory and can have both positive and negative results. **Therefore, the sum of the numbers in each column will be larger than the total number of people tested.**

Reporting lab	Inconclusive	Negative	Positive	Percent positive	Total
COMMUNITY PHYSICIANS OF NORTH PORT PA			4	100%	4
GENEVA GENERAL HOSPITAL LABORATORY		3	1	25%	4
CULLMAN REGIONAL URGENT CARE		3	1	25%	4
CVS NJ836POCT RUNNEMEDE		4			4
ACCESS RECOVERY SOLUTIONS LLC			4	100%	4
CAREWELL 202			4	100%	4
BETH ISRAEL MEDICAL CENTER LABS		4			4
THE OASIS ALF		4			4
URGENT CARE - OCONEE		2	2	50%	4
FAMILY MEDICINE AT WINTER PARK			4	100%	4
HARMONIOUS HOME HEALTH, LLC		4			4
AIREVAC INTERNATIONAL		4			4
PRIMECARE		2	2	50%	4
CVS MINUTE CLINIC DIAGNOSTIC OF KANSAS, PA		4			4
SARAH LAWRENCE COLLEGE HEALTH SERVICES		4			4
Kroger 124 - The Little Clinic University		3	1	25%	4
CVS TX8387POCT AUSTIN		4			4
OHIO CVS STORES		3	1	25%	4
ENCOMPASS HOME HEALTH		4			4
BELLIN HEALTH LAB		1	3	75%	4
MINUTECLINIC DIAGNOSTIC OF PENNSYLVAN		3	1	25%	4
LPG PRIMARY CARE AT MATTHEW DRIVE		4			4
JFK INTERNAL MEDICINE FACULTY PRACTICE		2	2	50%	4
ARCPPOINT LABS OF FORT LAUDERDALE, FL CENTRAL		1	3	75%	4
PILGRIM PHARMACY INC		4			4
DEPARTMENT OF HEALTH/ NEW YORK			4	100%	4
SONIC REFERENCE LABORATORY			4	100%	4
MD ANDERSON			4	100%	4
MARION AND BERNARD L SAMSON NURSING CENTER			4	100%	4
MEDEXPRESS URGENT CARE - HOLLINS		4			4
ADVENTHEALTH NEW SMYRNA BEACH COMMUNITY HEALTH			4	100%	4
SOUTHLAND SUITES OF LAKELAND			4	100%	4
TREASURE COAST URGENT & FAMILY CARE			4	100%	4
EMORY UNIVERSITY HOSPITAL		1	3	75%	4
OVIEDO CHILDRENS HEALTH CENTER LLC		1	3	75%	4
ROAN DRUG COMPANY LLC		4			4
CAPE COD HOSPITAL			4	100%	4
UF HEALTH PATHOLOGY LABORATORIES			4	100%	4
ACCENT PHYSICIAN SPECIALISTS PA		4			4
MEDICINE SHOPPE #1306 THE		3	1	25%	4
CVS PA1671POCT LANCASTER		4			4
Millennium Nursing & Rehab Center		4			4
MINUTE CLINIC DIAGNOSTIC OF VIRGINIA, LLC #1905		4			4
CONSULATE HEATH CARE AT WEST ALTAMONTE			4	100%	4
SANFORD SOUTH UNIVERSITY		4			4
ADVANCED PEDIATRICS OF BOCA LLC			4	100%	4

# COVID-19: testing by laboratory

Data through Mar 4, 2021 verified as of Mar 5, 2021 at 09:25 AM

Data in this report are provisional and subject to change.

The numbers in the table below represent the number of Florida and non-Florida residents for whom test results were received by the Department of Health. A person can be tested by more than one laboratory and can have both positive and negative results. **Therefore, the sum of the numbers in each column will be larger than the total number of people tested.**

Reporting lab	Inconclusive	Negative	Positive	Percent positive	Total
STEBEN COUNTY PUBLIC HEALTH		4			4
EXPRESS TESTING-ONE			4	100%	4
CVS GA3766POCT DACULA		2	2	50%	4
CVS MINUTE CLINIC DIAGNOSTIC OF TEXAS		3	1	25%	4
Oakwood - North Baldwins Center for Living		4			4
OMNICARE PHARMACY OF TEXAS 1		4			4
LIFEHOPE LABS			4	100%	4
MARSHFIELD LABORATORIES			4	100%	4
SELECT PHYSICIANS ALLIANCE PL		4			4
EPI			4	100%	4
CVS GA2841POCT LAWRENCEVILLE		4			4
DISCOVERY VILLAGE AT DEERWOOD			4	100%	4
SUMNER REGIONAL MEDICAL CENTER		3	1	25%	4
FLORIDA CANCER SPECIALISTS AND RESEARCH		2	2	50%	4
MINUTECLINIC DIANOSTIC OF VIRGINIA, LL		3	1	25%	4
ASCENDI HOME HEALTH AGENCY INC			4	100%	4
PARADIGM LABORATORIES			4	100%	4
CELAL GUROL ERBAY, MD			4	100%	4
ALLIANCE PEDIATRICS PA			4	100%	4
CVS MA2172POCT NORTH GRAFTON		4			4
CAPITAL HEALTH LABORATORY INC			4	100%	4
VIDANT MEDICAL CENTER			4	100%	4
MINUTECLINIC DIAG OF IND, LLC #6910		4			4
ELDER ALTERNATIVES INC		3	1	25%	4
GENUS DIAGNOSTICS			4	100%	4
Bon Secours Place		3	1	25%	4
CVS IL8747POCT CHICAGO		4			4
MEDEXPRESS URGENT CARE - LOGAN		4			4
MINUTECLINIC DIAGNOSTIC MED GRP OF SAN		3	1	25%	4
NORTH OKALOOSA CLINIC CORP		1	3	75%	4
CVS PA1296POCT DREXEL HILL		3	1	25%	4
ST PETE DIRECT PRIMARY CARE		2	2	50%	4
HUNT CLUB MEDICAL CARE			4	100%	4
CULLMAN REGIONAL MEDICAL CENTER		3	1	25%	4
MINUTECLINIC DIAGNOSTIC OF NORTH CAROLINA PC #7054		3	1	25%	4
L3HARRIS FAMILY MEDICAL CENTER			4	100%	4
HEART OF FLORIDA HEALTH CENTER INC		1	3	75%	4
MINUTE-CLINIC DIAGNOSTIC OF VIRGINIA,		4			4
COVID TESTING LLC			4	100%	4
IVY ROSEN MD PLLC		4			4
CVS IL8751POCT CHICAGO		4			4
CVS NV9841POCT RENO		2	2	50%	4
ManorCare Health Services Camp Hill		4			4
SOUTH FLORIDA RESEARCH ORGANIZATION			4	100%	4
CORIZON HEALTH INC			4	100%	4
MEDICAL CENTER ENTERPRISE			4	100%	4

# COVID-19: testing by laboratory

Data through Mar 4, 2021 verified as of Mar 5, 2021 at 09:25 AM

Data in this report are provisional and subject to change.

The numbers in the table below represent the number of Florida and non-Florida residents for whom test results were received by the Department of Health. A person can be tested by more than one laboratory and can have both positive and negative results. **Therefore, the sum of the numbers in each column will be larger than the total number of people tested.**

Reporting lab	Inconclusive	Negative	Positive	Percent positive	Total
MEDEXPRESS URGENT CARE HUNTINGTON		4			4
CVS MD2956POCT NEW MARKET		3	1	25%	4
CVS OH2342POCT WEST CHESTER		3	1	25%	4
BNR PHARMACY INC		4			4
ASCENSION ST VINCENT'S MEDICAL CENTER		3	1	25%	4
Rehabilitation Center of the Palm Beaches		4			4
MINUTECLINIC DIAG OF IND LLC #1138		3	1	25%	4
ORANGE COUNTY HEALTH DEPARTMENT		2	2	50%	4
ST. MARY'S HOSPITAL			4	100%	4
ALVARO J DANGOND MD PA		4			4
MEDEXPRESS URGENT CARE - PRINCETON		4			4
LPG PRIMARY CARE AT COLONIAL CENTER DRIVE		3	1	25%	4
CVS PA4077POCT BELLE VERNON		4			4
USCG SECTOR ST PETE		1	3	75%	4
ADVENT HEALTH - TUSKAWILLA		4			4
MEDEXPRESS - NEW CASTLE, DUPONT HWY		4			4
MINUTECLINIC OF NEVADA-2955 S FT APACH		4			4
CENTRAL JERSEY URGENT CARE OF EATONTOW		4			4
CONSOLIDATED LABORATORY SERVICES			4	100%	4
FLORIDA HOSPITAL ALTAMONTE		2	2	50%	4
PHYSICIANS QUALITY CARE			4	100%	4
NAVAL MEDICAL CENTER SAN DIEGO			4	100%	4
Westminster Manor		3	1	25%	4
CALIFORNIA DEPARTMENT OF PUBLIC HEALTH			4	100%	4
Grace Rehabilitation of Vero Beach		4			4
INFINITI LABS INC			4	100%	4
DEVEREUX FLORIDA CHILDRENS CENTER			4	100%	4
MINUTECLINIC DIAGNOSTIC OF OHIO #4401		4			4
STONE CLINICAL LABORATORIES OF FL LLC		4			4
SunTerrace Health Care Center		3	1	25%	4
REFUGE A HEALING PLACE, THE			4	100%	4
Health Care Center of Jacksonville			4	100%	4
WALGREENS #10972	1	3			4
CFP PHYSICIANS GROUP			4	100%	4
PELICAN LANDING		1	3	75%	4
TRIDENT BIOMETRICS		3	1	25%	4
CRESTAR LABS		2	2	50%	4
CITY OF TALLAHASSEE		4			4
LEON MEDICAL CENTERS, LLC			4	100%	4
LPG PRIMARY CARE AT CAPE CORAL PARKWAY		4			4
MINUTE CLINIC #8979		4			4
Metro West Nursing and Rehab			4	100%	4
IMIC INC RESEARCH			4	100%	4
MAILBOX DIAGNOSTICS		2	2	50%	4
SIGNATURE CARE MONTROSE		2	2	50%	4
MEDEXPRESS URGENT CARE - TULSA, S YALE AVE		4			4

# COVID-19: testing by laboratory

Data through Mar 4, 2021 verified as of Mar 5, 2021 at 09:25 AM

Data in this report are provisional and subject to change.

The numbers in the table below represent the number of Florida and non-Florida residents for whom test results were received by the Department of Health. A person can be tested by more than one laboratory and can have both positive and negative results. **Therefore, the sum of the numbers in each column will be larger than the total number of people tested.**

Reporting lab	Inconclusive	Negative	Positive	Percent positive	Total
SOUTHEASTERN REGIONAL MEDICAL CENTER			4	100%	4
TRUE HEALTH- HOFFNER		3	1	25%	4
RELIANT ACUTE CARE			4	100%	4
HOME DOCS		2	2	50%	4
WOMEN'S CARE FLORIDA, LLC		4			4
SOUTHWESTERN REGIONAL MEDICAL CENTER - TULSA		4			4
CVS OH3080POCT HUBER HEIGHTS		4			4
MINUTECLINIC DIAG OF IND, LLC #6472		4			4
CVS NC2313POCT RALEIGH		3	1	25%	4
INTERMARKET FACILITY			4	100%	4
DEPARTMENT OF PATHOLOGY ROME MEMORIAL		3	1	25%	4
MEDEXPRESS URGENT CARE, FAIRMONT		4			4
MINUTECLINIC DIAGNOSTIC OF VIRGINIA, LLC #1416		4			4
CVS NV2928POCT LAS VEGAS		4			4
PORT ORANGE NURSING & REHAB			4	100%	4
MINUTECLINIC, LLC #5707		4			4
FAMILY MEDICAL CLINIC HOMESTEAD, LLC			4	100%	4
CVS OH3458POCT BEAVERCREEK		4			4
MEMORIAL HEALTHCARE SYSTEM		1	3	75%	4
RML PHARMACY PC		4			4
MINUTECLINIC DIAGNOSTIC OF TN PC #240		4			4
MEDEXPRESS URGENT CARE - SUMMERSVILLE, WEBSTER RD		4			4
CHILDREN'S MEDICAL GROUP		4			4
MEDEXPRESS URGENT CARE PLEASANT HILLS		3	1	25%	4
AFFINITY URGENT CARE			4	100%	4
Advanced Care Center			4	100%	4
LIFE CARE HOME HEALTH SERVICES LLC		1	3	75%	4
FAMILY MEDICINE AT WATERMAN		4			4
SHARP MEMORIAL HOSPITAL MICROBIOLOGY DEPT			4	100%	4
HARBORCHASE OF VILLAGES CROSSING			4	100%	4
FRESENIUS MEDICAL CARE			4	100%	4
CLINICAL LABORATORIES OF THE BUFFALO		3	1	25%	4
PINELLAS POINT NURSING AND REHAB			4	100%	4
INTRACOASTAL LABS INC		4			4
MINUTECLINIC, LLC #1452		4			4
MONTANA DEPARTMENT OF PUBLIC HEALTH & HUMAN SERVICES			4	100%	4
MEDEXPRESS URGENT CARE - MARKHAM STREE		3	1	25%	4
MONROE COUNTY DEPT OF PUBLIC HEALTH ST		4			4
REELFOOT FAMILY WALK IN CLINIC		3	1	25%	4
GRAND VILLA OF LAKE LAND		4			4
CAPTAIN JAMES A. LOVELL FEDERAL HEALTHCARE CENTER			4	100%	4
MINUTECLINIC 7196		3	1	25%	4
FIFTH AVENUE PEDIATRICS		3	1	25%	4
NEULIFE NEUROLOGICAL SERVICES LLC			4	100%	4
WALGREENS #07034		4			4
MINUTECLINIC DIAG OF IND, LLC #10190		4			4

# COVID-19: testing by laboratory

Data through Mar 4, 2021 verified as of Mar 5, 2021 at 09:25 AM

Data in this report are provisional and subject to change.

The numbers in the table below represent the number of Florida and non-Florida residents for whom test results were received by the Department of Health. A person can be tested by more than one laboratory and can have both positive and negative results. **Therefore, the sum of the numbers in each column will be larger than the total number of people tested.**

Reporting lab	Inconclusive	Negative	Positive	Percent positive	Total
PANCARE HEALTH YOUNGSTOWN			4	100%	4
BIOTEST PLASMA CENTER		4			4
GUTHRIE MEDICAL GROUP - CORNING		3	1	25%	4
MIAMI COMMUNITY HEALTH CENTER INC		1	3	75%	4
MINUTECLINIC DIAG OF IND LLC #1367		4			4
CVS TX7821POCT LEAGUE CITY		4			4
MEDEXPRESS URGENT CARE - MBURG COMMONS		4			4
SOUTH FLORIDA PEDIATRIC PARTNERS			4	100%	4
Kroger 959 - The Little Clinic Carmel		4			4
PHYSICIANS IMMEDIATE CARE AURORA			4	100%	4
ADVENTHEALTH MEDICAL GROUP PEDIATRICS		1	3	75%	4
MAINE DEPARTMENT OF HEALTH AND HUMAN SERVICES			4	100%	4
MERCY URGENT CARE			4	100%	4
WINCHESTER MEDICAL CENTER			4	100%	4
UNIVERISTY OF MIAMI			4	100%	4
COMPREHENSIVE CLINICAL RESEARCH, LLC			4	100%	4
SIGNATURE CARE EMERGENCY CENTER		2	2	50%	4
CVS PA813POCT RICHBORO		4			4
CVS NY549POCT RIDGEWOOD		2	2	50%	4
CVS NJ862POCT MARLBORO		4			4
ARC POINT LABS OF AUSTIN NORTH			4	100%	4
THE RETREAT AT PORT ORANGE			4	100%	4
MEDEXPRESS URGENT CARE - SOUTH PARKERSBURG		4			4
ManorCare Rehabilitation Center- Decatur		4			4
BENNETT PEDIATRICS		4			4
UNC HOSPITAL/MCLENDON CLINICAL LABORATORIES			4	100%	4
Heartland of Boynton Beach			4	100%	4
CVS CT718POCT ANSONIA		4			4
MEDEXPRESS URGENT CARE - KOKOMO		4			4
JOSEF SCHENKER, MD, PC		4			4
SKIPPACK MEDICAL LAB			3	100%	3
MINUTECLINIC DIAGNOSTIC OF NORTH CARO		3			3
PREMIER PEDIATRICS			3	100%	3
FLORIDA LABORATORY ANALYSIS, LLC			3	100%	3
MEDEXPRESS-HOUSTON EAST FWY		1	2	67%	3
JUPITER INTERNAL MEDICINE AND ASSOCIATES			3	100%	3
CVS NC2771POCT CLAYTON		2	1	33%	3
ESTERO FIRE RESCUE		3			3
NORTHERN LIGHT LABORATORY		1	2	67%	3
ADVANCED URGENT CARE CENTER OF THE UPPER KEYS		1	2	67%	3
JOHNNIE RUTH CLARKE LAB			3	100%	3
CVS PA5890POCT MONROEVILLE		2	1	33%	3
MEDEXPRESS URGENT CARE - RICHMOND, W BROAD ST		3			3
MOBIL LAB FOR ALL INC		3			3
SOFTLAB			3	100%	3
ALPHA PHARMACY		3			3



# COVID-19: testing by laboratory

Data through Mar 4, 2021 verified as of Mar 5, 2021 at 09:25 AM

Data in this report are provisional and subject to change.

The numbers in the table below represent the number of Florida and non-Florida residents for whom test results were received by the Department of Health. A person can be tested by more than one laboratory and can have both positive and negative results. **Therefore, the sum of the numbers in each column will be larger than the total number of people tested.**

Reporting lab	Inconclusive	Negative	Positive	Percent positive	Total
MINUTECLINIC DIAGNOSTIC MED GRP OF ORA		2	1	33%	3
QUATRACOR PLLC		3			3
MUNSON MEDICAL CENTER			3	100%	3
WALGREENS NO 19542		3			3
MONTEFIORE MEDICAL CENTER LABS MONTEFIORE		2	1	33%	3
SOUTH LAKE FAMILY HEALTH CENTER			3	100%	3
CVS NC7548POCT FUQUAY VARINA		2	1	33%	3
CENTRAL DUPAGE HOSPITAL			3	100%	3
RICHMOND CITY DEPARTMENT OF PUBLIC HEALTH			3	100%	3
ELITE PRIMARY CARE OF WAYCROSS			3	100%	3
WINKLER COURT□		2	1	33%	3
SARASOTA PERSONAL MEDICINE		2	1	33%	3
CVS OH2518POCT COLUMBUS		2	1	33%	3
DEPARTMENT OF HEALTH AND ENVIRONMENTAL CONTROL			3	100%	3
LAKE MARY PEDIATRICS			3	100%	3
MINUTECLINIC DIAGNOSTICS OF IND LLC		1	2	67%	3
ST JOSEPH'S HOSPITAL NORTH LABORATORY			3	100%	3
CUMBERLAND MEDICAL CENTER INC		3			3
PEDIATRICS BY THE SEA JOG RD OFFICE			3	100%	3
GREATER MOBILE URGENT CARE - SPRINGHILL			3	100%	3
GRADY MEMORIAL HOSPITAL/MICRO			3	100%	3
MEDEXPRESS URGENT CARE, HERMITAGE		1	2	67%	3
HILLVIEW LABORATORY			3	100%	3
MINUTECLINIC MINUTECLINIC #3665		3			3
ADVANCED HEART CARE OF SOUTH FLORIDA		3			3
IMMERSION RESIDENTIAL LLC			3	100%	3
Kroger 627 - The Little Clinic Castleberry		2	1	33%	3
MOULTRIE CREEK NURSING AND REHAB			3	100%	3
Walgreens #5984		3			3
KISSIMMEE URGENT CARE		3			3
ST. LUKE'S HOSPITAL - BETHLEHEM CAMPUS		1	2	67%	3
THE PATHOLOGY LABORATORY		1	2	67%	3
EXETER HOSPITAL		3			3
INTERNAL MEDICINE AND WOUND CARE SPECIALIST LLC		3			3
ST LUKES HOSPITAL LABORATORY		2	1	33%	3
SUNDALE NURSING HOME		3			3
GARCIA MORALES NELSON			3	100%	3
NORTH NAPLES HOSPITAL RESPIRATORY THERAPY DEPARTMENT			3	100%	3
SIGNATURE CARE PFLUGERVILLE			3	100%	3
MEDEXPRESS URGENT CARE NORWIN		3			3
FLORIDA HOSPITAL PHYSICIANS GROUP		1	2	67%	3
CLINICAL CARE CENTER, INC			3	100%	3
MEDEXPRESS URGENT CARE - WAXAHACHIE, N HIGHWAY 77		1	2	67%	3
PUBLIC HEALTH TRUST OF MIAMI DADE COUNTY			3	100%	3
COMMUNITY MEDICAL CENTER			3	100%	3
CVS MA1852POCT MEDWAY		3			3

# COVID-19: testing by laboratory

Data through Mar 4, 2021 verified as of Mar 5, 2021 at 09:25 AM

Data in this report are provisional and subject to change.

The numbers in the table below represent the number of Florida and non-Florida residents for whom test results were received by the Department of Health. A person can be tested by more than one laboratory and can have both positive and negative results. **Therefore, the sum of the numbers in each column will be larger than the total number of people tested.**

Reporting lab	Inconclusive	Negative	Positive	Percent positive	Total
ANN STORCK CENTER INC		3			3
WYOMING DEPT OF HEALTH			3	100%	3
DOCTORS HOSPITAL RENAISSANCE			3	100%	3
WELLMED AT FORT PIERCE		1	2	67%	3
Robert Wood Johnson University Hospital		2	1	33%	3
UNIVERSITY OF KANSAS MEDICAL CENTER			3	100%	3
QUALITY LABORATORY SERVICE		2	1	33%	3
AIRPORT CLINIC			3	100%	3
GENDERXPRESS/PICTURE ME PERFECT IMAGING			3	100%	3
HAVEN CUSTEAD CARE CENTER			3	100%	3
CROWNE HEALTH CARE OF FORT PAYNE		2	1	33%	3
EAST NAPLES PEDIATRICS			3	100%	3
UNITY HEALTH AND REHABILITATION CENTER			3	100%	3
OPTUM PRIMARY CARE - SILVER LAKES			3	100%	3
FLORIDA GASTROENTEROLOGY ASSOCIATES PA		3			3
LEE MEMORIAL HEALTH SYSTEM D/B/A		1	2	67%	3
NORTH SHORE HOSP. INFECTION CONTROL			3	100%	3
CVS IL8753POCT CHICAGO		3			3
DEPARTMENT OF HEALTH AND HUMAN SERVICES DIVISION OF BEHAVIORAL HEALTH		1	2	67%	3
EAST TENNESSEE CHILDREN'S HOSPITAL		2	1	33%	3
PARRISH MEDICAL CENTER-WAIVED TESTING		3			3
CVS NC7213POCT MATTHEWS		3			3
SUNSHINE STATE DIALYSIS			3	100%	3
ADVENT HEALTH - CENTRAL PASCO ER			3	100%	3
MARRA'S PHARMACY		3			3
FIRST PHYSICIANS GROUP - LORRAINE CORNERS		3			3
MINUTECLINIC, LLC #09202		2	1	33%	3
MC DIAGNOSTIC OF CONNECTICUT, PC #114		3			3
NHC HealthCare Anniston		3			3
LIVINGSTON COUNTY DEPT OF HEALTH REPRO			3	100%	3
CGH MEDICAL CENTER			3	100%	3
COL CROSSROAD		1	2	67%	3
HELIX MEDICAL CENTERS		1	2	67%	3
CVS MD1515POCT LEONARDTOWN		2	1	33%	3
Lakeview Village		3			3
FLORIDA HOSPITAL LABORATORIES		3			3
MEDEXPRESS URGENT CARE - WALDORF, CRAIN HWY		3			3
Kroger 186 - The Little Clinic Holiday Manor		2	1	33%	3
NYU WINTHROP LABORATORY		3			3
SCOTTS PHARMACY		3			3
CALLE OCHO DIALYSIS			3	100%	3
FIRST CARE - MIDDLESBORO			3	100%	3
SURETOX LABORATORY LLC		2	1	33%	3
NEMOURS CHILDRENS PRIMARY CARE HORIZON WEST			3	100%	3
LEXINGTON MEDICAL CENTER		1	2	67%	3
SCHIFF CENTER FOR LIVER DISEASES		1	2	67%	3

# COVID-19: testing by laboratory

Data through Mar 4, 2021 verified as of Mar 5, 2021 at 09:25 AM

Data in this report are provisional and subject to change.

The numbers in the table below represent the number of Florida and non-Florida residents for whom test results were received by the Department of Health. A person can be tested by more than one laboratory and can have both positive and negative results. **Therefore, the sum of the numbers in each column will be larger than the total number of people tested.**

Reporting lab	Inconclusive	Negative	Positive	Percent positive	Total
CLINICAL CARE ASSOCIATES, INC			3	100%	3
BAPTIST HOSPITAL EMPLOYEE HEALTH OFF			3	100%	3
HEALTHQUEST, INC		2	1	33%	3
SPRING LAKE REHABILITATION CENTER			3	100%	3
LAURELLWOOD NURSING CENTER		1	2	67%	3
COASTAL SKIN SURGERY AND DERMATOLOGY PL		3			3
MALABAR FAMILY PRACTICE		1	2	67%	3
ORLANDO FAMILY PHYSICIANS INC			3	100%	3
MEDEXPRESS URGENT CARE GREENSBURG		2	1	33%	3
CENTRAL JERSEY URGENT CARE		3			3
MARION COUNTY FIRE RESCUE		3			3
CVS SC5550POCT CLOVER		2	1	33%	3
NOVANT HEALTH PRESBYTERIAN		2	1	33%	3
TIFTON CARECONNECT URGENT CARE			3	100%	3
TARRANT COUNTY PUBLIC HEALTH		3			3
Kroger 635 - The Little Clinic Dacula		3			3
GREENTREE MEDICAL CENTER			3	100%	3
CORTLAND COUNTY HEALTH DEPARTMENT		3			3
COOPER UNIVERSITY HOSPITAL LABORATORY		2	1	33%	3
BROOKDALE LAKE MARY			3	100%	3
SOUTH MIAMI HOSPITAL			3	100%	3
BAPTIST PRIMARY CARE FERNANDINA BEACH			3	100%	3
AMI ST FRANCIS HOSPITAL LABORATORY		2	1	33%	3
LIVERNE HEALTH AND REHABILITATION		3			3
ORLANDO REGIONAL HEALTH SERVICES		1	2	67%	3
CARENOW-ATASCOCITA			3	100%	3
BAPTIST PRIMARY CARE, INC.		2	1	33%	3
Kroger 768 - The Little Clinic Leestown Rd		2	1	33%	3
MEDEXPRESS URGENT CARE-CLOQUET		3			3
CORTLAND REGIONAL MEDICAL CENTER		3			3
CVS MO4850POCT SPRINGFIELD		3			3
GONZALEZ MD AND ASWAD MD HEALTH SERVICES			3	100%	3
CARESPOT-WELLINGTON			3	100%	3
MEDEXPRESS URGENT CARE, BELLE VERNON		3			3
LEE MEMORIAL HOSPITAL BLOOD GAS LAB			3	100%	3
MED EXPRESS URGENT CARE PC - MARYLAND		2	1	33%	3
MINUTECLINIC, LLC (CLINIC 10928)		3			3
ALOHA HOME CARE LLC DBA ACCENTCARE HOME HEALTH OF		3			3
YORK HOSPITAL - LABORATORY			3	100%	3
BEEBE MEDICAL CENTER LABORATORY		3			3
Kroger 758 - The Little Clinic Providence		3			3
WINDER NURSING INC DBA WINDER HEALTH CARE		3			3
NONA PEDIATRIC CENTER			3	100%	3
US SPECIALTY LABS			3	100%	3
MENORAH MANOR			3	100%	3
HOPE HEALTH CARE, LLC		3			3

# COVID-19: testing by laboratory

Data through Mar 4, 2021 verified as of Mar 5, 2021 at 09:25 AM

Data in this report are provisional and subject to change.

The numbers in the table below represent the number of Florida and non-Florida residents for whom test results were received by the Department of Health. A person can be tested by more than one laboratory and can have both positive and negative results. **Therefore, the sum of the numbers in each column will be larger than the total number of people tested.**

Reporting lab	Inconclusive	Negative	Positive	Percent positive	Total
INTERNAL MEDICINE & PEDIATRICS WELLNESS CENTER			3	100%	3
COVENANT PEDIATRICS		1	2	67%	3
CROSSVILLE MEDICAL GROUP		1	2	67%	3
SISD EMPLOYEE HEALTH CLINIC			3	100%	3
CARENOW-LEBANON		1	2	67%	3
ERIE COUNTY PUBLIC HEALTH CLINICAL		3			3
PEDIATRICS AND ADOLESCENT MEDICINE		2	1	33%	3
NASSAU COUNTY HEALTH DEPARTMENT		3			3
ALLIANCE FOR MULTISPECIALTY RESEARCH		3			3
CAPTIAL REGIONAL MEDICAL CENTER			3	100%	3
AZALEALAND NURSING HOME		3			3
OHIO HEALTH DOCTORS HOSPITAL			3	100%	3
TAYLOR MANOR		1	2	67%	3
TUFTS MEDICAL CENTER			3	100%	3
BRADENTON PHYSICIAN MEDICAL CENTER			3	100%	3
EXPEDIAN URGENT CARE			3	100%	3
THE OASIS BEACHSIDE		3			3
UNIVERSITY OF MICHIGAN		2	1	33%	3
OWL NOW URGENT CARE			3	100%	3
FAMILY FIRST PEDIATRICS			3	100%	3
WELLSTAR KENNESTONE HOSPITAL			3	100%	3
Greystone Health Care Center		3			3
PROGRESS PHARMACY INC			3	100%	3
Cleveland Clinic Weston			3	100%	3
VA PRIMARY CARE ANNEX			3	100%	3
HEALGEN SCIENTIFIC			3	100%	3
DELAWARE PUBLIC HEALTH LABORATORY		1	2	67%	3
OPTUM OF RED ROAD		3			3
DACH MAIN LAB			3	100%	3
MINUTE-CLINIC DIAGNOSTIC OF VIRGINIA, LLC		3			3
LEESBURG REGIONAL MEDICAL CENTER URGENT CARE			3	100%	3
URGENT DOC - URGENT CARE CLINIC			3	100%	3
VIRGINIA DEPARTMENT OF HEALTH DIVISION OF			3	100%	3
AVANTE INVERNESS		1	2	67%	3
MURFREESBORO MEDICAL CLINIC		3			3
BARONESS ERLANGER HOSPITAL		3			3
CVS IN6757POCT COLUMBUS		3			3
ENCOMPASS HEALTH REHABILITATION OF ALTAMONTE			3	100%	3
MD ANDERSON CANCER CENTER DI BAY AREA			3	100%	3
COASTAL LABORATORIES OF FLORIDA			3	100%	3
DOCTOR 4 U CLINIC		1	2	67%	3
CVS IN6713POCT BLOOMINGTON		3			3
FHPG_EXP CARE PALM HARBOR			3	100%	3
HOMELAND CENTER		3			3
MEDEXPRESS URGENT CARE - WHEELING		2	1	33%	3
JOSEPH SCHENKER MD PC		3			3

# COVID-19: testing by laboratory

Data through Mar 4, 2021 verified as of Mar 5, 2021 at 09:25 AM

Data in this report are provisional and subject to change.

The numbers in the table below represent the number of Florida and non-Florida residents for whom test results were received by the Department of Health. A person can be tested by more than one laboratory and can have both positive and negative results. **Therefore, the sum of the numbers in each column will be larger than the total number of people tested.**

Reporting lab	Inconclusive	Negative	Positive	Percent positive	Total
Gracemore Nursing and Rehab		3			3
MANATEE URGENT CARE LLC			3	100%	3
BETTERMED URGENT CARE			3	100%	3
TAMPA INTERNATIONAL AIRPORT			3	100%	3
CLEARWATER		2	1	33%	3
NEMOURS CHILDRENS PRIMARY CARE MAITLAND			3	100%	3
NC STATE LABORATORY OF PUBLIC HEALTH		3			3
SSM HEALTH ST LOUIS MICROBIOLOGY LABORATORY		1	2	67%	3
MONROE URGENT CARE		2	1	33%	3
BOLING, STEPHANIE		3			3
MINUTECLINIC DIAG OF IND, LLC #8645		3			3
LOYOLA UNIVERSITY MEDICAL CENTER LABORATORY			3	100%	3
DOUGLASVILLE NURSING AND REHABILITATIO		3			3
INSPIRA MEDICAL CENTER VINELAND LAB		2	1	33%	3
COVANCE CLS			3	100%	3
MEDEXPRESS URGENT CARE - LITTLE ROCK		2	1	33%	3
CVS SC7334POCT LEXINGTON		3			3
JS HEALTHCARE		2	1	33%	3
CVS TN7144POCT BARTLETT		3			3
FELICIDAD MEDICAL CENTER INC			3	100%	3
OHIO DEPARTMENT OF HEALTH LABORATORY		2	1	33%	3
PREMIER CLINICAL RESEARCH INSTITUTE INC			3	100%	3
Kroger 571 - The Little Clinic Hendersonville		1	2	67%	3
BNC Medical Investors, LLC Berrien Nursing & Rehabilitation Center		3			3
NYC PUBLIC HEALTH LABS			3	100%	3
COVID PROCESSING SITE			3	100%	3
MEDEXPRESS URGENT CARE, CHAMBERSBURG		2	1	33%	3
Marian Manor, Inc		3			3
WHITE EARTH IHS MAIN LAB		3			3
MID FLORIDA CLINICAL LABORATORY		2	1	33%	3
CVS SC5471POCT LEXINGTON		2	1	33%	3
ACCESS HEALTH CARE		2	1	33%	3
Medilodge of Montrose		3			3
THOMAS LANGLEY			3	100%	3
WINDSOR AT OCALA		2	1	33%	3
CVS TX10016POCT PRINCETON		3			3
NEMOURS CHILDREN'S URGEN CARE			3	100%	3
SCRIPPS CLINIC MEDICAL			3	100%	3
CVS IN5696POCT FORT WAYNE		3			3
Kroger 895 - The Little Clinic Green Hills		3			3
OPENTRONS PRL		2	1	33%	3
STEAMBOAT EMERGENCY CENTER			3	100%	3
BAPTIST HOSPITAL NURSING/PATIENT CARE			3	100%	3
CLINICA HISPANIA			3	100%	3
ASPEN VALLEY HOSPITAL			3	100%	3
SEMINOLE FAMILY HEALTH CENTER		3			3

# COVID-19: testing by laboratory

Data through Mar 4, 2021 verified as of Mar 5, 2021 at 09:25 AM

Data in this report are provisional and subject to change.

The numbers in the table below represent the number of Florida and non-Florida residents for whom test results were received by the Department of Health. A person can be tested by more than one laboratory and can have both positive and negative results. **Therefore, the sum of the numbers in each column will be larger than the total number of people tested.**

Reporting lab	Inconclusive	Negative	Positive	Percent positive	Total
TRUSTBRIDGE			3	100%	3
CVS MINUTE CLINIC DIAGNOSTIC MED GRP		3			3
CAREHERE LLC			3	100%	3
Broadview Multi-Care Center		3			3
PROHEALTH PRIMARY CARE - GLEN OAKS		3			3
MEDEXPRESS URGENT CARE-CHIPPEWA		2	1	33%	3
ESCO DRUG CO INC		3			3
CELEBRATION PRIMARY CARE ASSOCIATES LLC		3			3
MINUTE CLINIC LLC #0169		3			3
TIEHH BIOTERRORISM RESPONSE LAB			3	100%	3
NEW YORK STATE DEPARTMENT OF HEALTH		1	2	67%	3
MAYO		1	2	67%	3
NASSAU COUNTY HEALTH DEPARTMENT-FERNANDINA BEACH C		3			3
CANOPY PEDIATRICS		3			3
Hunterdon Medical Center Laboratory		3			3
AUSTIN PUBLIC HEALTH			3	100%	3
CVS MA594POCT FALMOUTH		3			3
FHPG TAMPA PRIMARY CARE			3	100%	3
Gulfport Rehabilitation Center			3	100%	3
ST VINCENTS AMBULATORY CARE INC		1	2	67%	3
CVS RI326POCT NORTH SMITHFIELD		3			3
ALLIED PHYSICIANS GROUP PLLC		3			3
MANORCARE NURSING & REHABILITATION CENTER-NAPLES		3			3
NORTH CAROLINA DEPT OF HEALTH & HUMAN SRVCS STATE LAB OF PUBLIC HEALTH			3	100%	3
MEDICAL CENTER OF THE ROCKIES			3	100%	3
CVS TX5877POCT PEARLAND		3			3
IOWA DEPARTMENT OF PUBLIC HEALTH			3	100%	3
ST. PETERSBURG PEDIATRICS- 38TH AVENUE			3	100%	3
MONTANA PUBLIC HEALTH LAB			3	100%	3
320 S TRANSIT ST		3			3
CTRS			3	100%	3
MEDEXPRESS URGENT CARE - NORTH LITTLE		2	1	33%	3
VIRGINIA DIVISION OF CONSOLIDATED LABORATORIES			3	100%	3
WEXFORD HEALTH SOURCES INC		3			3
LRHS Florida Poly Tech		3			3
ADVENTHEALTH SEBRING- INFECTION CONTROL DEPARTMENT			3	100%	3
UNIVERISTY OF MEMPHIS ATHLETIC TRAINI		3			3
CVS MINUTE CLINIC DIAGNOSTIC MED GRP OF CAL		3			3
SUN TERRACE HEALTH CARE CENTER			3	100%	3
Life Care Center of Citrus County		2	1	33%	3
WELLMED AT APOLLO BEACH BLVD		1	2	67%	3
MPG JACKSONVILLE ATLANTIC BLVD		1	2	67%	3
BRANDON REGIONAL EMERGENCY CTR			3	100%	3
VA OUTPATIENT CLINIC-NEW PORT RICHEY			3	100%	3
SOFTCELL L-FORM LABORATORIES, LLC			3	100%	3
PROMPT CARE OF CENTRAL FLORIDA LLC			3	100%	3

# COVID-19: testing by laboratory

Data through Mar 4, 2021 verified as of Mar 5, 2021 at 09:25 AM

Data in this report are provisional and subject to change.

The numbers in the table below represent the number of Florida and non-Florida residents for whom test results were received by the Department of Health. A person can be tested by more than one laboratory and can have both positive and negative results. **Therefore, the sum of the numbers in each column will be larger than the total number of people tested.**

Reporting lab	Inconclusive	Negative	Positive	Percent positive	Total
CAMPAZZI CONCIERGE MEDICAL SERVICES		2	1	33%	3
HARBOUR'S EDGE		2	1	33%	3
2412 LEBANON PIKE		2	1	33%	3
CENTRAL JERSEY URGENT CARE OF BROWN MI		3			3
MT CARMEL PHARMACY INC		3			3
MEDICAL SERVICES OF AMERICA HOME HEALTH		3			3
URGENT CARE OF THE SMOKIES			3	100%	3
SCIENTIFIC LABORATORY DIVISION			3	100%	3
VILLAGES HEALTH, THE		3			3
LPG PEDIATRICS AT LEHIGH ACRES		2	1	33%	3
MINUTECLINIC, LLC #05814		3			3
BROOKDALE OAKBRIDGE		1	2	67%	3
QUEST DIAGNOSTICS CLINICAL LABORATORIES INC		2	1	33%	3
SUNCREST OMNI		3			3
Englewood Health and Rehab			3	100%	3
MINUTECLINIC DIAG OF IND, LLC #5369		2	1	33%	3
CVS NJ715POCT WAYNE		3			3
FLAGLER FAMILY MEDICINE PA			3	100%	3
WALGREENS #07502		3			3
GYN PATH SERVICES			3	100%	3
SANFORD MOBILE LAB			3	100%	3
RAPID CITY RUGENT CARE			3	100%	3
ADVICE FOR OPTIMAL WELLNESS, INC			3	100%	3
Kennedy University Hospital -Wash Twp L		3			3
MINUTECLINIC DIAG OF IND LLC #6840		3			3
GAINESVILLE PEDIATRIC ASSOCIATES			3	100%	3
CVS IN3975POCT JEFFERSONVILLE		2	1	33%	3
BRENTWOOD SENIOR LIVING AT ST PETE			3	100%	3
CVS KS676POCT LAWRENCE		2	1	33%	3
PARADISE VILLA ALF INCORPORATED		3			3
Kroger 448 - The Little Clinic Mason		3			3
NEWSTAR MEDICAL LABORATORIES		3			3
SHANDS AT LAKE SHORE LAB		1	2	67%	3
SPARROW CENTRAL LAB			3	100%	3
H/L of WEst ASHley Rhabilitation and Nursing Center		3			3
Kroger 388 - The Little Clinic Braelinn Village		3			3
AKRON GENERAL MEDICAL CENTER MAIN		3			3
Concordia Village of Tampa			3	100%	3
LAKESIDE HOSPITAL BELLE GLADE			3	100%	3
MERCY HOSPITAL			3	100%	3
BAYSIDE URGENT CARE CENTER INC			3	100%	3
MINUTECLINIC DIAG OF IND, LLC #6483		1	2	67%	3
WAL-MART STORES EAST LP		2	1	33%	3
FULGENT GENETICS HOUSTON		3			3
MINUTECLINIC LLC #5176			3	100%	3
FLORIDA MENTOR-POINT WEST CLUSTER		3			3

# COVID-19: testing by laboratory

Data through Mar 4, 2021 verified as of Mar 5, 2021 at 09:25 AM

Data in this report are provisional and subject to change.

The numbers in the table below represent the number of Florida and non-Florida residents for whom test results were received by the Department of Health. A person can be tested by more than one laboratory and can have both positive and negative results. **Therefore, the sum of the numbers in each column will be larger than the total number of people tested.**

Reporting lab	Inconclusive	Negative	Positive	Percent positive	Total
HARBORCHASE OF GAINESVILLE			3	100%	3
ADVANCED MEDICAL RESEARCH CENTER LLC			3	100%	3
FLORIDA MEDICAL CLINIC -INTERNAL MED DADE CITY			3	100%	3
NDX-CORE LAB			3	100%	3
CENTURY LINK SPORTS COMPLEX			3	100%	3
PREMIER FAMILY AND SPORTS MEDICINE		2	1	33%	3
Westside Terrace		3			3
BROOME COUNTY HEALTH DEPARTMENT		2	1	33%	3
CVS PA1379POCT LANSDALE		3			3
PATHOLOGY REFERENCE LAB LLC			3	100%	3
MICHIGAN HEALTH CLINIC LABORATORIES		2	1	33%	3
NORTH DAKOTA DEPT OF HEALTH MICROBIOLOGY		1	2	67%	3
NORTHWEST FLORIDA CLINICAL LAB		1	2	67%	3
MINUTE CLINIC LLC #6765		3			3
PATIENT FIRST - ALLENTOWN			3	100%	3
UHEALTH JACKSON URGENT CARE - CUTLER BAY		1	2	67%	3
BRIGHAM AND WOMEN'S HOSPITAL			3	100%	3
CVS NJ837POCT MARLTON		3			3
Bethany Health and Rehab		3			3
MEDICAL CITY DALLAS HOSPITAL			3	100%	3
NASSAU UNIVERSITY MEDICAL CENTER DEPT		2	1	33%	3
CVS PA5241POCT CHALFONT		3			3
HARBORCHASE OF STUART			3	100%	3
APEX CLINICAL LABORATORIES INC		3			3
ORCHID COVE DAYTONA			3	100%	3
CVS PA258POCT MCKEES ROCKS		3			3
ALLIANCE LABS @LRMC			3	100%	3
Bainbridge Health and Rehab		3			3
CVS MD4371POCT OCEAN CITY		3			3
HALIFAX HEALTH CARE FOR WOMEN		3			3
BROOKDALE SENIOR LIVING			3	100%	3
GROVES CENTER			3	100%	3
SAVANNAH COVE		3			3
MEDEXPRESS URGENT CARE-HERSHEY		2	1	33%	3
CHIEFLAND MEDICAL CENTER			3	100%	3
MARYLAND STATE DEPT OF HEALTH	2		1	33%	3
NORTHCREST MEDICAL CENTER		1	2	67%	3
LAHEY CLINIC MEDICAL CENTER			3	100%	3
CITY OF SANFORD EMPLOYEE HEALTH AND		3			3
TRUE HEALTH - LAKE UNDERHILL		3			3
IVY CREEK URGENT CARE OF ENTERPRISE			3	100%	3
MIDWAY SPECIALTY CARE RX LLC		1	2	67%	3
PLAINVIEW PRIMARY CARE		3			3
CVS OH6149POCT UPPER ARLINGTON		1	2	67%	3
Village on the Green			3	100%	3
BLACK STALLION WALK IN AND EXERCISE CLINICS LLC		1	2	67%	3



# COVID-19: testing by laboratory

Data through Mar 4, 2021 verified as of Mar 5, 2021 at 09:25 AM

Data in this report are provisional and subject to change.

The numbers in the table below represent the number of Florida and non-Florida residents for whom test results were received by the Department of Health. A person can be tested by more than one laboratory and can have both positive and negative results. **Therefore, the sum of the numbers in each column will be larger than the total number of people tested.**

Reporting lab	Inconclusive	Negative	Positive	Percent positive	Total
CVS GA5637POCT VILLA RICA		3			3
CVS MI8049POCT WATERFORD		3			3
HCR ManorCare Greentree		3			3
ATLANTIC SURGERY CENTER OF JACKSONVILLE BEACH		3			3
COMMUNICABLE DISEASE CONTROL/PUBLIC HEALTH EMERGENCY PREPAREDNESS			3	100%	3
CVS PA1193POCT JENKINTOWN		3			3
SOUTH COUNTY MENTAL HEALTH CENTER INC			3	100%	3
Kroger 093 - The Little Clinic Stapleton		2	1	33%	3
MEDEXPRESS URGENT CARE MARTINSBURG		2	1	33%	3
CVS MO8555POCT KANSAS CITY		3			3
MEADOWS AT CYPRESS GARDENS, THE		3			3
LEE CONVENIENT CARE AT SUMMERLIN			3	100%	3
MEDEXPRESS URGENT CARE-ARLINGTON		2	1	33%	3
ALABAMA DEPT PUBLIC HEALTH			3	100%	3
PINELLAS PARK HEALTH CENTER - PINELLAS CHD		1	2	67%	3
NATURE COAST PRIMARY CARE LAB LLC			3	100%	3
SUPER HEALTH PHARMACY LLC		3			3
MARTHA A PRICE MD PA		1	2	67%	3
LOCH HAVEN PEDIATRICS			3	100%	3
LPG COCONUT POINT - FAMILY/ INTERNAL MEDICINE		3			3
CVS TX10140POCT THE WOODLANDS		3			3
HOUSE CALLS PROFESSIONAL LLC			3	100%	3
STRINGFELLOW MEMORIAL HOSPITAL		3			3
MEDEXPRESS - WILMINGTON CONCORD PIKE		2	1	33%	3
Magnolia Health and Rehab Center			3	100%	3
BAYCARE MEDICAL GROUP, INC		3			3
LIFE CARE CENTER OF SKAGIT VALLEY		3			3
KETAMINE HEALTH CENTERS AT BONITA SPRINGS, LLC		3			3
HEARTLAND - CHARLESTON OF HANAHAN SC,		3			3
VELOCITY CARE			3	100%	3
SOLERA SPECIALTY PHARMACY LLC		2	1	33%	3
MEDICAL UNIVERSITY SC HOSPITAL			3	100%	3
ST LUCIE COUNTY HEALTH DEPARTMENT		2	1	33%	3
CVS IN7653POCT EVANSVILLE		2	1	33%	3
MEDICAL CENTER OF CENTRAL GEORGIA			3	100%	3
MINUTECLINIC DIAGNOSTIC OF WISCONSIN,		3			3
MEDEXPRESS URGENT CARE- COLUMBIA HEIGH		3			3
HOUSTON METHODIST HOSPITAL			3	100%	3
VIRTUA MEMORIAL HOSPITAL BURLINGTON COUNTY		1	2	67%	3
BAPTIST OUTPATIENT SERVICES			3	100%	3
SUMMIT MEDICAL GROUP - WEST ORANGE		3			3
CVS OH6123POCT CINCINNATI		2	1	33%	3
CVS MN6811POCT PLYMOUTH		3			3
FAMILY TREE MEDICAL GROUP PA		2	1	33%	3
TMH PHYSICIAN PARTNERS BLOUNTSTOWN			3	100%	3
MINNEOLA PLACE A HOMEBRIDGE COMMUNITY		3			3

# COVID-19: testing by laboratory

Data through Mar 4, 2021 verified as of Mar 5, 2021 at 09:25 AM

Data in this report are provisional and subject to change.

The numbers in the table below represent the number of Florida and non-Florida residents for whom test results were received by the Department of Health. A person can be tested by more than one laboratory and can have both positive and negative results. **Therefore, the sum of the numbers in each column will be larger than the total number of people tested.**

Reporting lab	Inconclusive	Negative	Positive	Percent positive	Total
ROANE MEDICAL CENTER		2	1	33%	3
LITTLE SPURS PEDIATRIC URGENT CARE		1	2	67%	3
ACM MEDICAL LABORATORY ALLIANCE		1	2	67%	3
ACL LABORATORIES INDUSTRIAL TOXICOLOGY			3	100%	3
MEDIC INFUSION PA		3			3
Rosedale Green		3			3
WEST TN HEALTH MED NORTH		3			3
TERRACE OF ST CLOUD, THE		2	1	33%	3
Fort Gaines Health and Rehab		3			3
BLUE SPRINGS SURGERY CENTER		3			3
LEGACY ER AND URGENT CARE			3	100%	3
LEVY COUNTY DEPT. OF PUBLIC SAFETY		1	2	67%	3
Wynfield Park Health and Rehabilitation		3			3
CVS PHARMACY INC DBA CVS/PHARMACY #10908		3			3
BLACKWATER RIVER			3	100%	3
PARKWAY DRUGS OF ONEIDA COUNTY NORTH I		2	1	33%	3
YATES COUNTY PUBLIC HEALTH		3			3
MEDEXPRESS URGENT CARE - WEST ST PAUL, ROBERT ST S		3			3
ADVENT HEALTH MEDICAL GROUP FAMILY MEDICINE			3	100%	3
MINUTECLINIC DIAG OF IND, LLC #6648		2	1	33%	3
MINUTECLINIC DIAGNOSTIC OF OHIO #6147		2	1	33%	3
NEBRASKA DEPARTMENT OF HEALTH AND HUMAN SERVICES			3	100%	3
TAMPA		1	2	67%	3
CVS SC1540POCT MYRTLE BEACH		2	1	33%	3
CVS PA2687POCT EXTON		3			3
HELIX LW UC		1	2	67%	3
MEDFUSION		2	1	33%	3
CCRX OF NORTH CAROLINA, LLC		2	1	33%	3
VICAR'S LANDING NURSING HOME		2	1	33%	3
MEDEXPRESS URGENT CARE - WILKES BARRE		2	1	33%	3
ADRIANA M CASTRO MD PA		3			3
24TH WEAPONS OF MASS DESTRUCTION - CIVIL SUPPORT		3			3
SENTARA NORFOLK GENERAL HOSPITAL CENTRAL LAB			3	100%	3
ADVANCED PEDIATRICS			3	100%	3
LEESBURG COMMUNITY HEALTH CENTERS			3	100%	3
NORTH BROWARD HOSPITAL DISTRICT HEALTHCARE FOR THE HOMELESS			3	100%	3
ONslow MEMORIAL HOSPITAL LABORATORY		3			3
HIALEAH SHORES NURSING AND		2	1	33%	3
LINCOLN MEDICAL CENTER		3			3
PROPATH			3	100%	3
CVS IL4778POCT EVANSTON		3			3
MINUTECLINIC DIAGNOSTIC OF MICHIGAN, P		3			3
MED FUSION			3	100%	3
CVS IN6605POCT INDIANAPOLIS		2	1	33%	3
CLARA MAASS TRANSITIONAL CARE UNIT		3			3
HEPATOLOGY DIAGNOSTIC LAB			3	100%	3

# COVID-19: testing by laboratory

Data through Mar 4, 2021 verified as of Mar 5, 2021 at 09:25 AM

Data in this report are provisional and subject to change.

The numbers in the table below represent the number of Florida and non-Florida residents for whom test results were received by the Department of Health. A person can be tested by more than one laboratory and can have both positive and negative results. **Therefore, the sum of the numbers in each column will be larger than the total number of people tested.**

Reporting lab	Inconclusive	Negative	Positive	Percent positive	Total
CABELL HUNTINGTON HOSPITAL CLINICAL LAB			3	100%	3
SMOKY MOUNTAIN URGENT CARE AND FAMILY MEDICINE CENTER			3	100%	3
MINUTECLINIC DIAGNOSTIC OF VIRGINIA, LLC		3			3
PRISMA HEALTH MIDLANDS			3	100%	3
CVS PA2688POCT COLLEGEVILLE		3			3
SOUTHERN BREEZE HEALTHCARE		1	1	50%	2
WHOLE CHILD PEDIATRICS			2	100%	2
CIGNA GATEWAY			2	100%	2
Stillwater Healthcare		2			2
SAFE PMC		2			2
MID-FLORIDA PATHOLOGY LLC - MOBILE UNIT # 3			2	100%	2
CAREWELL JW - WORCESTER LNC			2	100%	2
AMERICAN MEDICAL LABORATORIES			2	100%	2
MIDDLEBURG PEDIATRICS			2	100%	2
TMH PHYSICIAN PARTNERS MONTICELLO		1	1	50%	2
ADVENTHEALTH EAST ORLANDO EMPLOYEE CLINIC		2			2
IN AND OUT URGENT CARE			2	100%	2
HACKENSACK MERIDIAN URGENT CARE, PC		2			2
CVS MA2125POCT NATICK		1	1	50%	2
Good Samaritan Society-Blackduck		1	1	50%	2
MEDEXPRESS URGENT CARE - ROSS TOWNSHIP		2			2
PALM BEACH DIABETES & ENDOCRINE SPECIALISTS PA			2	100%	2
GIGI WOOD DAVIS DO-FAMILY MEDICINE		2			2
NEW YORK PSYCHIATRIC INSTITUTE		2			2
CROSSROADS			2	100%	2
REELFOOT FAMILY WALK IN CLINIC - TIPT		2			2
COMMUNITY HEALTH CENTERS OF PINELLAS, INC			2	100%	2
MARCO ISLAND HOSPITAL INC D/B/A		1	1	50%	2
FLORIDA DEPARTMENT OF HEALTH IN LEE COUNTY		1	1	50%	2
MINUTECLINIC #2797		2			2
Kroger 101 - The Little Clinic Hill Top		2			2
MEDEXPRESS URGENT CARE - BROOKHAVEN		2			2
PINARD HOME HEALTH SERVICES INC			2	100%	2
PHYSICIANS MEDICAL CENTER		2			2
SACRED HEART HEALTH SYSTEMS INC			2	100%	2
The Palms Nursing and Rehabilitation		1	1	50%	2
JACKSONVILLE VA OPC			2	100%	2
CHAPPEL GROUP RESEARCH, THE		2			2
RAJ K PAI MD PA			2	100%	2
UNIVERSTIY OF ILLINOIS HOSPITAL			2	100%	2
CVS IL3163POCT OAK PARK		2			2
SIGNATURE CARE LEWISVILLE-EMERGENCY CENTER		1	1	50%	2
LAKE BALDWIN			2	100%	2
CARENOW LENEXA			2	100%	2
FLORIDA MENTOR FAULKNER GROUP HOME			2	100%	2
New Jersey Aim At Smg		2			2

# COVID-19: testing by laboratory

Data through Mar 4, 2021 verified as of Mar 5, 2021 at 09:25 AM

Data in this report are provisional and subject to change.

The numbers in the table below represent the number of Florida and non-Florida residents for whom test results were received by the Department of Health. A person can be tested by more than one laboratory and can have both positive and negative results. **Therefore, the sum of the numbers in each column will be larger than the total number of people tested.**

Reporting lab	Inconclusive	Negative	Positive	Percent positive	Total
INTERMOUNTAIN MEDICAL CENTER			2	100%	2
MINUTECLINIC DIAGNOSTIC OF OHIO #6192		2			2
DEPT OF HEALTH			2	100%	2
MEDEXPRESS URGENT CARE-MT PLEASANT		1	1	50%	2
CEDARS-SINAI MEDICAL CENTER			2	100%	2
MAGNOLIA ADULT, LLC			2	100%	2
POPLAR HEALTHCARE			2	100%	2
MEDEXPRESS - WILMINGTON KIRKWOOD HIGHWAY		2			2
ADVENTHEALTH IMAGING LAKE NONA			2	100%	2
DOWN HOME MEDICAL			2	100%	2
VOLUNTEERS OF AMERICA OF FLORIDA			2	100%	2
QUEST DIAGNOSTICS INCORPORATED			2	100%	2
MOUNT SINAI AVENTURA DIAGNOSTIC CENTER			2	100%	2
CVS OH5457POCT POWELL		2			2
EAST SIDE CLINICAL LABORATORY		1	1	50%	2
FLORIDA MEDICAL CLINIC RADIOLOGY DALE MABRY		2			2
COOPER CLINIC			2	100%	2
MIDDLETON PEDIATRICS			2	100%	2
PLASMA MED RESEARCH DBA		2			2
NEW BRIDGE MEDICAL CENTER		2			2
OAKMONT EAST- GREENVILLE SC, LLC		2			2
FLORIDA DEPARTMENT OF HEALTH IN ESCAMBIA COUNTY		1	1	50%	2
MEDEXPRESS URGENT CARE - JEANNETTE		2			2
BOONES CREEK URGENT CARE		1	1	50%	2
LILY PHARMACY		2			2
CVS PA1657POCT YORK		1	1	50%	2
RAPID MEDLAB (004MO)		2			2
CVS PA1074POCT KENNETT SQUARE		2			2
STATCARE URGENT AND WALK-IN			2	100%	2
BAYCARE OUTREACH LAB			2	100%	2
ST JOSEPH'S HOSPITAL INC			2	100%	2
Heartland Healthcare Center Boca Raton			2	100%	2
Macon Valley Nursing and Rehabilitation Center		2			2
ACKERMAN CANCER CENTER		2			2
OLEAN GENERAL HOSPITAL		2			2
URGENT CARE AND SURGERY CENTER			2	100%	2
MINUTECLINIC, LLC #07852		2			2
SPECTRUM HEALTH			2	100%	2
WALGREENS #13605		2			2
EASTSIDE SPORTS COMPLEX			2	100%	2
87TH MEDICAL GROUP - MCGUIRE AMBULATORY CARE FACILITY		2			2
PHYSICIANS LABORATORY SERVICES			2	100%	2
MEMORIAL HOSPITAL OF CARBONDALE			2	100%	2
CVS TX7603POCT SAGINAW		2			2
CVS NH2257POCT MANCHESTER		2			2
BIOHEALTH MEDICAL LAB INC			2	100%	2

# COVID-19: testing by laboratory

Data through Mar 4, 2021 verified as of Mar 5, 2021 at 09:25 AM

Data in this report are provisional and subject to change.

The numbers in the table below represent the number of Florida and non-Florida residents for whom test results were received by the Department of Health. A person can be tested by more than one laboratory and can have both positive and negative results. **Therefore, the sum of the numbers in each column will be larger than the total number of people tested.**

Reporting lab	Inconclusive	Negative	Positive	Percent positive	Total
HELEN HAYES HOSPITAL LABORATORY		2			2
STARR COUNTY MEMORIAL HOSPITAL			2	100%	2
Chatham Nursing and Rehab Center		2			2
SUMMIT URGENT CARE PS			2	100%	2
THOMASVILLE REGIONAL MEDICAL CENTER		2			2
SIGNAL DIAGNOSTICS DBA FLOWHEALTH LABS			2	100%	2
REGIONS HOSPITAL LABORATORY			2	100%	2
ADVENT HEALTH CENTRAL TEXAS		1	1	50%	2
SPRINGHILL SENIOR RESIDENCE		2			2
EXPRESS CARE OF THE SHOALS		1	1	50%	2
CVS IL1170POCT JOLIET		2			2
DELRAY BEACH HEALTH DEPT LAB			2	100%	2
THE FOUNTAIN AT BOCA CIEGA BAY		2			2
SOUTHERN SURGICAL ARTS		2			2
GERM BUSTERS 911 LLC			2	100%	2
PEDIATRIC HEALTH CARE		1	1	50%	2
PM PEDIATRICS OF BAYSIDE, PLLC - RIVE		2			2
US LABS		2			2
NEMOURS CHILDREN'S URGENT CARE LAKE NONA			2	100%	2
CARE 365			2	100%	2
MOBILE HEALTH LABS LLC			2	100%	2
CVS PA7611POCT ALLISON PARK		2			2
STARR CITY OF ROMA COMMUNITY CENTER			2	100%	2
CVS SC2497POCT LEXINGTON		2			2
GULF COAST MEDICAL CENTER RESPIRATORY CARE			2	100%	2
ROBERTS WESLEYAN COLLEGE HEALTH CENTE		2			2
TEXAS HEALTH CARE			2	100%	2
Kroger 777 - The Little Clinic Shelbyville		1	1	50%	2
MONICE DR.			2	100%	2
Walgreens #12427		1	1	50%	2
MEDEXPRESS URGENT CARE-SALINA, S 9TH ST		2			2
AdventHealth Care Center Orlando North			2	100%	2
STANFORD HEALTH CARE ANATOMIC PATHOLOGY & CLINICAL LAB			2	100%	2
CLINICAL REFERENCE LABORATORY, INC		2			2
PM PEDIATRICS OF BAYSIDE, PLLC - MANHASSET		2			2
RENFREW CENTERS INC		2			2
OUR LADY OF THE LAKE REGIONAL MEDICAL CENTER			2	100%	2
MINUTECLINIC DIAGNOSTIC OF NEW MEXICO LLC #7552		2			2
GULF COAST REGIONAL MEDICAL CARE		2			2
Sevierville Health and Rehabilitation		2			2
BAYCARE LABORATORIES			2	100%	2
COMPLETE HEALTH MEDICAL CENTER			2	100%	2
ADVANTA ANALYTICAL LABORATORIES			2	100%	2
HERNANDO CHILDREN'S			2	100%	2
MANSFIELD MEDICAL LODGE			2	100%	2
MEDSTAR HARBOR HOSPITAL			2	100%	2

# COVID-19: testing by laboratory

Data through Mar 4, 2021 verified as of Mar 5, 2021 at 09:25 AM

Data in this report are provisional and subject to change.

The numbers in the table below represent the number of Florida and non-Florida residents for whom test results were received by the Department of Health. A person can be tested by more than one laboratory and can have both positive and negative results. **Therefore, the sum of the numbers in each column will be larger than the total number of people tested.**

Reporting lab	Inconclusive	Negative	Positive	Percent positive	Total
MELBOURNE URGENT CARE			2	100%	2
DUKE HEALTH REGIONAL HOSPITAL			2	100%	2
MINUTECLINIC DIAGNOSTIC OF TEXAS, LLC #7435		2			2
METHODIST MANSFIELD MEDICAL CENTER			2	100%	2
ALVERNO CLINICAL LABORATORIES			2	100%	2
PRIMACARE MEDICAL LAKEWOOD			2	100%	2
CVS MINUTE CLINIC #5836		2			2
MEDEXPRESS URGENT CARE - SPRINGFIELD, COOLEY ST		2			2
Bedford Care Center of Hattiesburg		2			2
THE EDGEWATER AND WATERMAN VILLAGE			2	100%	2
NORTHSIDE FAMILY MEDICINE AND URGENT CARE (EAST COBB)		2			2
Kroger 400 - The Little Clinic Hartley Bridge Rd		1	1	50%	2
CVS IN6559POCT AVON		2			2
MC DIAGNOSTIC OF CONNECTICUT, PC #252		1	1	50%	2
JBSA-SAM HOUSTON			2	100%	2
CVS MO10053POCT SAINT PETERS		2			2
APPLING NURSING & REHABILITATION PAVIL		2			2
LAKE SUCCESS EXTENDED CARE		2			2
BMC/JACSONVILLE		1	1	50%	2
Essex Center for Rehabilitation and Healthcare		2			2
MEDEXPRESS URGENT CARE- ALLISON PARK		1	1	50%	2
COVANCE			2	100%	2
NLC LABS			2	100%	2
BIRMINGHAM INTERNAL MEDICINE ASSOCIATE		1	1	50%	2
MAINE CENTER FOR DISEASE CONTROL AND PREVENTION			2	100%	2
PREMIER MEDICAL LABORATORY			2	100%	2
The Grand Rehabilitation & Nursing Utica		2			2
WESTMINSTER SUNCOAST			2	100%	2
BROOKDALE PALM BEACH GARDENS			2	100%	2
MINUTE CLINIC DIAGNOSTIC OF KANSAS PA		2			2
CALIFORNIA DIVISION OF COMMUNICABLE DISEASE CONTROL			2	100%	2
POINT OF CARE PRIVATE HEALTH MANAGEMENT			2	100%	2
SPRING HILL REGIONAL HOSPITAL			2	100%	2
HEALTH AND WELLNESS URGENT CARE LLC			2	100%	2
Kroger 687 - The Little Clinic Sugar Hill		1	1	50%	2
MEDEXPRESS URGENT CARE - OMAHA N 72 ST		2			2
FLORIDA MEDICAL CENTER			2	100%	2
OPP HEALTH AND REHABILITATION		2			2
MINUTECLINIC DIAG OF IND, LLC #6908		2			2
BAYSTATE MEDICAL CENTER		1	1	50%	2
CVS NC3803POCT MOORESVILLE		2			2
MAWD PATHOLOGY GROUP			2	100%	2
PHYSICIANS CARE INC		1	1	50%	2
EMERALD TRACE		2			2
Garden Isle Healthcare and Rehabilitation Center		2			2
STEWART ST ELIZABETH MEDICAL CENTER			2	100%	2

# COVID-19: testing by laboratory

Data through Mar 4, 2021 verified as of Mar 5, 2021 at 09:25 AM

Data in this report are provisional and subject to change.

The numbers in the table below represent the number of Florida and non-Florida residents for whom test results were received by the Department of Health. A person can be tested by more than one laboratory and can have both positive and negative results. **Therefore, the sum of the numbers in each column will be larger than the total number of people tested.**

Reporting lab	Inconclusive	Negative	Positive	Percent positive	Total
MINUTECLINIC, LLC #4507		2			2
CVS SC4286POCT EASLEY		2			2
MEMORIAL HOSPITAL OF SOUTH BEND			2	100%	2
Kroger 619 - The Little Clinic Hendersonville Indian Lake		2			2
MEDEXPRESS URGENT CARE - BRIDGEVILLE		2			2
MORRISTOWN MEMORIAL HOSPITAL		2			2
ENVOY OF FORK UNION, LLC DBA ENVOY AT THE VILLAGE		2			2
PROSPECT URGENT CARE			2	100%	2
APPLECARE VALDOSTA			2	100%	2
NORTHWELL HEALTH			2	100%	2
ADVANCED MEDICAL CARE			2	100%	2
BEAUFORT MEMORIAL			2	100%	2
MEASE COUNTRYSIDE HOSPITAL CARDIAC REH			2	100%	2
THE CLUB AT BOYNTON BEACH, LLC			2	100%	2
AFC URGENT CARE CLEVELAND			2	100%	2
MEDAILLE COLLEGE WELLNESS CENTER		2			2
RIGHT AT HOME			2	100%	2
JACKSON LABORATORY OF GENOMIC MEDICINE		2			2
STOP URGENT CARE			2	100%	2
CVS OH10893POCT PARMA		1	1	50%	2
AYASS BIOSCIENCE LLC			2	100%	2
CARE NOW DENTON			2	100%	2
STARLING AT SAN JOSE			2	100%	2
FIRST PREVENTION AND DIALYSIS CENTER LLC			2	100%	2
UWMC MONTLAKE DEPT OF LAB MED			2	100%	2
STUDENT HEALTH SERVICES			2	100%	2
MEMORIAL SLOAN KETTERING CANCER CENTER		1	1	50%	2
INSPIRE HEALTHCARE CENTER			2	100%	2
MAURY REGIONAL MEDICAL CENTER		2			2
CVS KY4779POCT LOUISVILLE		2			2
SOUTHERN TENNESSEE MEDICAL CENTER			2	100%	2
NEW YORK CITY CENTRAL COVID			2	100%	2
MEDEXPRESS URGENT CARE - SPRINGDALE, S 40TH STREET		2			2
JRS LABORATORY			2	100%	2
INTEGRITY CLINICAL RESEARCH CENTER INC		1	1	50%	2
MERCY CONVENIENT CARE			2	100%	2
ILLINOIS DEPT OF PUBLIC HEALTH LABS			2	100%	2
Kroger 672 - The Little Clinic Bill Kennedy & Glenwood		2			2
BELLIN HOSPITAL			2	100%	2
DELAWARE DIAGNOSTICS LABS			2	100%	2
NORTH MANATEE HEALTH CARE CENTER			2	100%	2
WALGREENS #07936		2			2
MIDDLE TENN MENTAL HEALTH INSTITUTE		2			2
UF KANAPAH LAB BEAKER		2			2
ONTARIO COUNTY PUBLIC HEALTH		2			2
First Care Living Center/Essentia Health			2	100%	2

# COVID-19: testing by laboratory

Data through Mar 4, 2021 verified as of Mar 5, 2021 at 09:25 AM

Data in this report are provisional and subject to change.

The numbers in the table below represent the number of Florida and non-Florida residents for whom test results were received by the Department of Health. A person can be tested by more than one laboratory and can have both positive and negative results. **Therefore, the sum of the numbers in each column will be larger than the total number of people tested.**

Reporting lab	Inconclusive	Negative	Positive	Percent positive	Total
NIAGARA APOTHECARY INC		2			2
VALUE DRUGS BRONXVILLE INC		2			2
FALCON HEALTH CENTER			2	100%	2
TRINITAS REGIONAL MEDICAL CENTER		1	1	50%	2
MAYO CLINIC COUMADIN CLINIC LABORATORY		1	1	50%	2
GINKGO-IXLAYER		2			2
UMHC HOLLYWOOD LABORATORY			2	100%	2
DOCTORS CARE OF PALM COAST			2	100%	2
Walgreens #10207		2			2
SCDHEC BUREAU OF LABORATORIES			2	100%	2
OELWEIN HEALTH CARE CENTER		2			2
Workmens Circle Multicare Center		2			2
RAPID RESULT CORP LLC		1	1	50%	2
THE HOSPITAL OF PROVIDENCE EMERGENCY ROOM			2	100%	2
U OF MIAMI MILLER SCHOOL OF MEDICINE			2	100%	2
MATHER HOSPITAL			2	100%	2
ONE MEDICAL GROUP		1	1	50%	2
FHCP ASC - ORANGE CITY			2	100%	2
Piney Grove Nursing and Rehabilitation Center		2			2
LEXINGTON PLACE			2	100%	2
FIRST CHOICE MEDICAL PC			2	100%	2
KIDSVILLE PEDIATRICS IV PA		1	1	50%	2
CVS TX3292POCT WYLIE		2			2
MADISON HOSPITAL LABORATORY			2	100%	2
SPRINGFIELD HOSPITAL LABORATORY			2	100%	2
Kroger 596 - The Little Clinic Brentwood		2			2
EVERYBODY'S FAMILY CLINIC		2			2
WALGREENS #3811			2	100%	2
FAMILY CARE SPECIALISTS OF ORLANDO			2	100%	2
Kings County Hospital Center			2	100%	2
NEMOURS CHILDRENS PRIMARY CARE			2	100%	2
INSPIRIT SENIOR LIVING			2	100%	2
BAYLOR COLLEGE OF MEDICINE			2	100%	2
MEDLOGIC, LLC		2			2
TRICORE REFERENCE LABORATORY		1	1	50%	2
Kroger 522 - The Little Clinic Gahanna		1	1	50%	2
NEWTON MEMORIAL HOSPITAL		2			2
SOUTHSIDE FAMILY MEDICAL		2			2
Kroger 441 - The Little Clinic Middletown		2			2
GULF COAST IMMEDIATE CARE CENTER		1	1	50%	2
BERNHARDT LABORATORIES INC			2	100%	2
ROPER HOSPITAL			2	100%	2
CVS NH6596POCT HAMPTON		2			2
DMC UNIVERSITY LABORATORIES		1	1	50%	2
SYNEOS HEALTH			2	100%	2
MINUTECLINIC LLC (2335)		1	1	50%	2



# COVID-19: testing by laboratory

Data through Mar 4, 2021 verified as of Mar 5, 2021 at 09:25 AM

Data in this report are provisional and subject to change.

The numbers in the table below represent the number of Florida and non-Florida residents for whom test results were received by the Department of Health. A person can be tested by more than one laboratory and can have both positive and negative results. **Therefore, the sum of the numbers in each column will be larger than the total number of people tested.**

Reporting lab	Inconclusive	Negative	Positive	Percent positive	Total
MOBILE COUNTY HEALTH DEPARTMENT		1	1	50%	2
KAILOS GENETICS INC			2	100%	2
PINELLAS CHD - CLEARWATER		1	1	50%	2
UT AUSTIN UNIVERSITY HEALTH SERVICES			2	100%	2
CPL LABS			2	100%	2
ATHENA CARE RESOURCES LLC		2			2
A+ URGENT/PRIMARY CARE			2	100%	2
CVS IN8669POCT INDIANAPOLIS		2			2
POINTE AT NEW PORT PLACE,THE		2			2
CLEVELAND CLINIC FLORIDA LABORATORY			2	100%	2
University Plaza Rehabilitation and Nursing			2	100%	2
AMICUS MEDICAL CENTER LLC			2	100%	2
ASCENSION ST MICHAEL'S HOSPITAL LAB		1	1	50%	2
Warren Center for Rehabilitation and Nursing		2			2
INA		1	1	50%	2
SHORE MEDICAL CENTER		2			2
ADVENTHEALTH MEDICAL GROUP INTERNAL MEDICINE AT			2	100%	2
AFC PHYSICIANS OF FLORIDA, PA			2	100%	2
NORTHSIDE FAMILY MEDICINE AND URGENT CARE (HOLLY SPRINGS)		2			2
MINUTECLINIC DIAGNOSTIC OF NEVADA-9586		1	1	50%	2
ALL PEDIATRIC CARE PA			2	100%	2
SERENADES BY SONATA		1	1	50%	2
NORTHEAST FLORIDA HEALTH SERVICES, INC DBA FAMILY HEALTH SOURCE			2	100%	2
UHEALTH CARDIOLOGY			2	100%	2
SWEETWATER NURSING CENTER		2			2
ST. ELIZABETH HEALTHCARE			2	100%	2
ACCESS CARE MEDICAL GROUP LLC		2			2
PRIMARY CARE SERVICES AT EDGEWATER		2			2
DALLAS BAPTIST UNIVERSITY - HEALTH SERVICES			2	100%	2
CVS TX7288POCT DALLAS		2			2
MEMORIAL HERMANN CONSOLIDATED LABORATORY SERVICES			2	100%	2
WISCONSIN STATE LABORATORY OF HYGIENE		1	1	50%	2
CARESPOT URGENT CARE		1	1	50%	2
CVS MA1006POCT BROCKTON		2			2
INTERCOASTAL FAMILY PRATICE			2	100%	2
JOHN KNOX MANOR INC II		1	1	50%	2
BRENTWOOD AT FORE RANCH			2	100%	2
Kroger 412 - The Little Clinic Oxford		2			2
CVS OH6185POCT PICKERINGTON		2			2
ST. JOSEPH REGIONAL MEDICAL CENTER			2	100%	2
HUMILITY OF MARY HEALTH PARTNERS			2	100%	2
PREVENTIVE HEALTH PARTNERS I L S C		2			2
MINUTECLINIC #1773		2			2
PRECISION CLINICAL RESEARCH			2	100%	2
LIFELINK OF FLORIDA		1	1	50%	2
CVS AZ9290POCT PHOENIX		2			2

# COVID-19: testing by laboratory

Data through Mar 4, 2021 verified as of Mar 5, 2021 at 09:25 AM

Data in this report are provisional and subject to change.

The numbers in the table below represent the number of Florida and non-Florida residents for whom test results were received by the Department of Health. A person can be tested by more than one laboratory and can have both positive and negative results. **Therefore, the sum of the numbers in each column will be larger than the total number of people tested.**

Reporting lab	Inconclusive	Negative	Positive	Percent positive	Total
Great Lakes Health Center			2	100%	2
BIOMAT USA			2	100%	2
ADVENTHEALTH MEDICAL GROUP PEDIATRICS AT APOPKA		2			2
CRUC CMCH-COVID-19		2			2
RIVERVIEW MEDICAL CLINIC		2			2
St. Josephs Hospital			2	100%	2
SOUTHEAST GEORGIA HEALTH SYSTEM			2	100%	2
RHODE ISLAND DEPARTMENT OF HEALTH LABORATORIES			2	100%	2
GASTROENTEROLOGY ASSOCIATES			2	100%	2
MEDEXPRESS URGENT CARE, LANCASTER WEST		1	1	50%	2
MINUTECLINIC DIAGNOSTIC OF OHIO #5060		2			2
MEDEXPRESS URGENT CARE - SOUTH CHARLESTON		2			2
HEALTH & REHAB CTR AT DOLPHINS VIEW, THE			2	100%	2
AHC Forest cove		2			2
VALLEY BAPTIST MEDICAL CENTER: BROWNSVILLE			2	100%	2
CONWAY MEDICAL CENTER			2	100%	2
ACCESS MEDICAL GROUP OF TAMPA II, INC		2			2
GALEN BAYLOR EXTENSION		2			2
YOUTH AND YOU, INC		2			2
MARLBORO URGENT CARE		2			2
FRESENIUS KIDNEY CARE			2	100%	2
POMERENE HOSPITAL			2	100%	2
VAULT HEALTH			2	100%	2
HEALTH PARTNERS REGIONAL HOSPITAL			2	100%	2
MIDWAY PRIMARY CARE LLC		2			2
WASHINGTON STATE DEPARTMENT OF HEALTH PUBLIC HEALTH LABORATORIES			2	100%	2
MIDLAND MEMORIAL HOSPITAL			2	100%	2
PEDIATRICS IN NORTH FLORIDA PA			2	100%	2
FLORIDA MEDICAL CLINIC, LLC			2	100%	2
AUSTIN REGIONAL CLINIC MICROBIOLOGY LAB			2	100%	2
SHERIDAN AT HOBE SOUND, THE			2	100%	2
CVS NM8918POCT ALBUQUERQUE		2			2
ASPIRUS RIVERVIEW HOSPITAL & CLINICS INC		1	1	50%	2
ST LUKES HOSPITAL			2	100%	2
MASSACHUSETTS DEPARTMENT OF HEALTH			2	100%	2
ROCKEFELLER UNIVERSITY CLINICAL GENOMICS LABORATOR		2			2
MEDERI CARETENDERS		1	1	50%	2
Crowne Health Care of Mobile		2			2
CVS IN6572POCT INDIANAPOLIS		2			2
PEACEHEALTH CENTRAL		2			2
Huntington Health Care and Rehabilitation Center		2			2
TRUE HEALTH INC			2	100%	2
MID-FLORIDA HEMATOLOGY AND ONCOLOGY CENTERS		2			2
Kroger 020 - The Little Clinic Wheat Ridge		2			2
JUST BELIEVE RECOVERY CENTER			2	100%	2
NEBRASKA MEDICAL CENTER			2	100%	2

# COVID-19: testing by laboratory

Data through Mar 4, 2021 verified as of Mar 5, 2021 at 09:25 AM

Data in this report are provisional and subject to change.

The numbers in the table below represent the number of Florida and non-Florida residents for whom test results were received by the Department of Health. A person can be tested by more than one laboratory and can have both positive and negative results. **Therefore, the sum of the numbers in each column will be larger than the total number of people tested.**

Reporting lab	Inconclusive	Negative	Positive	Percent positive	Total
SOUTH DAKOTA DEPARTMENT OF HEALTH		2			2
MANATEE MEMORIAL HOSPITAL CLINICAL LABORATORY			2	100%	2
CHILDREN'S MEDICAL CENTER-EAST ORLANDO			2	100%	2
CVS GA2279POCT SUWANEE		2			2
Kroger 686 - The Little Clinic Farragut		2			2
MEDEXPRESS URGENT CARE - CEDAR KNOLLS		2			2
SHELL POINT HOME HEALTH			2	100%	2
CONCENTRA - PLANT CITY		2			2
ADVANCED MEDICAL OF FLORIDA			2	100%	2
KIVA AT MOUNT DORA			2	100%	2
WARE EXPRESS CARE			2	100%	2
KEY WEST HMA PHYSICIAN MANAGEMENT, LLC			2	100%	2
SINAI POST ACUTE NURSING AND REHAB CE		2			2
CVS CT1109POCT BETHEL		2			2
F W HUSTON MEDICAL CENTER SENIOR LIVIN		2			2
FEDERAL CORRECTIONAL INSTITUTION MARIANNA			2	100%	2
MISSION HOSPITAL REGIONAL MEDICAL CENTER			2	100%	2
DALLAS MEDICAL CENTER			2	100%	2
DELRAY BEACH HEALTH CENTER			2	100%	2
BAYLOR SCOTT & WHITE COMPREHENSIVE WOUND			2	100%	2
SHELBYVILLE HOSPITAL COMPANY		2			2
WEST COCOA PHARMACY			2	100%	2
Good Samaritan Society - Fairfield Glade		2			2
NEIGHBORCARE PHARMACY SERVICES		2			2
VALUE DRUGS GREENLAWN INC		2			2
ANDERSON COUNTY HOSPITAL			2	100%	2
PREMIER PEDIATRICS LLC			2	100%	2
AZALEA HEALTH AND REHABILITATION		2			2
SUNNYSIDE MANOR		2			2
TENNESSEE VALLEY HCS			2	100%	2
HEALTH FIRST MEDICAL GROUP			2	100%	2
CONEMAUGH MEMORIAL MEDICAL CENTER		2			2
DALLAS VA MEDICAL CENTER - VA NORTH TEXAS HEALTH CARE SYSTEM			2	100%	2
CREATIVE HEALTH CENTER			2	100%	2
MEDEXPRESS URGENT CARE-SELINGSGROVE		2			2
SOUTHEASTERN INSTITUTE OF RESTORATIVE MEDICINE		1	1	50%	2
RRMC CREEKSIDE LAB		2			2
SYLVAN NURSING			2	100%	2
PALM BAY COMMUNITY OUTPATIENT CLINIC		2			2
MEDEXPRESS URGENT CARE - MYLAN			2	100%	2
Avanti Wellness and Rehab			2	100%	2
Tidelands Health Rehabilitation Hospital			2	100%	2
FASTCARE LLC			2	100%	2
Holiday Retirement Home			2	100%	2
University Center East			2	100%	2
FLORIDA DEPARTMENT OF HEALTH (FDOH)			2	100%	2

# COVID-19: testing by laboratory

Data through Mar 4, 2021 verified as of Mar 5, 2021 at 09:25 AM

Data in this report are provisional and subject to change.

The numbers in the table below represent the number of Florida and non-Florida residents for whom test results were received by the Department of Health. A person can be tested by more than one laboratory and can have both positive and negative results. **Therefore, the sum of the numbers in each column will be larger than the total number of people tested.**

Reporting lab	Inconclusive	Negative	Positive	Percent positive	Total
LABTOX LABORATORIES			2	100%	2
ASSOCIATES IN UROGYNECOLOGY MD LLC		2			2
NOVA SOUTHEASTERN UNIVERSITY - STUDENT MEDICAL CTR			2	100%	2
MEDICAL ASSOCIATES OF BREVARD DR S VYAS			2	100%	2
HOLY FAMILY MEDICAL CENTER		1	1	50%	2
SENDER RETREAT ADULT DAY CARE CENTERS			2	100%	2
NATHAN LITTAUER HOSPITAL LAB		2			2
Kroger 328 - The Little Clinic Henderson Road		2			2
DEBORAH HEART AND LUNG CENTER		2			2
HEALTH EXPRESS URGENT CARE			2	100%	2
ST JOHN'S RIVERSIDE HOSPITAL		2			2
LAB CORP OF AMER SAN DIEGO			2	100%	2
Good Samaritan Society Waukon		2			2
DRR JMC URGENT CARE DONALD ROSS			2	100%	2
JASPER MEMORIAL HOSPITAL		1	1	50%	2
CVS MA1877POCT NORTON		2			2
DEER'S HEAD CENTER		2			2
Eagle Health and Rehabilitation		2			2
MEMORIAL HEALTH UNIVERSITY MEDICAL CENTER			2	100%	2
RELIANCE MEDICAL CENTER			2	100%	2
BAYSHORE MEDICAL CENTER			2	100%	2
ASANTE ROGUE REGIONAL MEDICAL CENTER L		2			2
SCIENTIFIC LABORATORY COMPANY		2			2
CHNJ		2			2
CVS MO10151POCT SPRINGFIELD		1	1	50%	2
PALM MEDICAL CENTER - PLANT CITY		2			2
SANIBEL MEDICAL CLINIC			2	100%	2
MINUTECLINIC DIAGNOSTIC, PA #10252		2			2
ADVOCATE SHERMAN HOSPITAL			2	100%	2
TULANE MEDICAL CENTER			2	100%	2
EXPRESSCARE URGENT CARE CENTER			2	100%	2
MEDEXPRESS URGENT CARE-WILKINS TOWNSHIP, WILLIAM PENN HIGHWAY		2			2
ACCESS LABORATORIES LLC			2	100%	2
DAYTON CHILDRENS HOSPITAL LAB			2	100%	2
OSF ST JOSEPH MEDICAL CENTER			2	100%	2
STATE OF FLORIDA			2	100%	2
ARLINGTON DIALYSIS CENTER LLC		2			2
MARCO ISLAND MEDICAL CENTER			2	100%	2
CVS MO8581POCT BLUE SPRINGS		1	1	50%	2
Timber Ridge Health Care Center			2	100%	2
FLORIDA SCHOOL FOR THE DEAF & BLIND			2	100%	2
Jackson Health Care Facility			2	100%	2
VIRGINIA DEPT OF HEALTH OFFICE OF EPIDEMIOLOGY			2	100%	2
VA SALT LAKE CITY HCS		2			2
HARRINGTON PARK HEALTH AND REHAB		2			2
CITY OF NEW YORK DEPARTMENT OF HEALTH			2	100%	2

# COVID-19: testing by laboratory

Data through Mar 4, 2021 verified as of Mar 5, 2021 at 09:25 AM

Data in this report are provisional and subject to change.

The numbers in the table below represent the number of Florida and non-Florida residents for whom test results were received by the Department of Health. A person can be tested by more than one laboratory and can have both positive and negative results. **Therefore, the sum of the numbers in each column will be larger than the total number of people tested.**

Reporting lab	Inconclusive	Negative	Positive	Percent positive	Total
Kroger 745 - The Little Clinic Somerset		2			2
MINUTECLINIC, LLC, DBA MINUTECLINIC #4		2			2
CVS IL7017POCT BLOOMINGTON		2			2
FLORIDA KEYS PED & ADOLES CTR			2	100%	2
MARK HOANG MD PA			2	100%	2
CVS PA10034POCT PITTSBURGH		2			2
LABCORP OF AMERICA HOLDINGS		1	1	50%	2
Alden Des Plaines			2	100%	2
MEDEXPRESS URGENT CARE - MARTINSVILLE		2			2
Kroger 477 - The Little Clinic Fort Mitchell		2			2
CVS CA9721POCT ARCADIA		2			2
DNA DIAGNOSTICS CENTER		2			2
OCALA REGIONAL KIDNEY CENTER EAST			2	100%	2
LEGACY LABORATORY SERVICES			2	100%	2
BOSTON PUBLIC HEALTH COMMISSION			2	100%	2
SOUTH TAMPA AFTER HOURS CLINIC			2	100%	2
107TH PLACE GROUP HOME		2			2
CHRISTUS SPOHN HOSPITAL			2	100%	2
UK HEALTHCARE			2	100%	2
BAPTIST HOSPITAL OF MIAMI MCI BROWARD LABORATORY			2	100%	2
HOME CARE PHARMACY OF PALM COAST INC		2			2
Kroger 853 - The Little Clinic East Broad Street		2			2
HOUSTON HEALTH DEPARTMENT - BUREAU OF LABORATORY SERVICES			2	100%	2
NORTH COUNTRY FAMILY HEALTH CENTER INC		2			2
BIONIC TECHNOLOGIES CORPORATION			2	100%	2
GOLISANO PEDIATRICS PORT CHARLOTTE HARBOR		2			2
Kroger 519 - The Little Clinic Georgesville Square		2			2
MANASOTA PEDIATRICS			2	100%	2
UT PATH			2	100%	2
UW HOSPITAL AND CLINICS		1	1	50%	2
VENETIAN GARDENS		2			2
CITRUS DERMATOLOGY			2	100%	2
Colonial Manor Nursing and Rehabilitation Center		2			2
CVS CA9606POCT TEMECULA		2			2
MINUTE CLINIC DIAGNOSTIC OF VIRGINIA, LLC #6292		2			2
CVS NV8784POCT LAS VEGAS		1	1	50%	2
Delaware Court Healthcare Center		2			2
MEMORIAL HOSPITAL WEST			2	100%	2
RAPID URGENT CARE - ALBANY			2	100%	2
FLAGLER PROFESSIONAL HEALTH CAE SERVICES INC		2			2
CVS MA447POCT NORTHAMPTON		2			2
MERCY HEALTH LAB		1	1	50%	2
WEAKLEY COUNTY REHAB AND NURSING CENTER		2			2
Church Creek SNF			2	100%	2
PUBLIC HEALTH LABORATORY	1		1	50%	2
HAILE MEDICAL GROUP PA		2			2

# COVID-19: testing by laboratory

Data through Mar 4, 2021 verified as of Mar 5, 2021 at 09:25 AM

Data in this report are provisional and subject to change.

The numbers in the table below represent the number of Florida and non-Florida residents for whom test results were received by the Department of Health. A person can be tested by more than one laboratory and can have both positive and negative results. **Therefore, the sum of the numbers in each column will be larger than the total number of people tested.**

Reporting lab	Inconclusive	Negative	Positive	Percent positive	Total
COASTAL MEDICAL LAB			2	100%	2
CQUENTIA NGS, LLC			2	100%	2
BAPTIST MEDICAL GRP URGENT CARE & OCC HEALTH AIRPO		2			2
CHARLOTTE COUNTY HEALTH DEPARTMENT			2	100%	2
PALOS COMMUNITY HOSPITAL LABORATORY			2	100%	2
MIAMI DADE MEDICAL RESEARCH INSTITUTE			2	100%	2
FKC AMELIA ISLAND DIALYSIS			2	100%	2
LAWRENCE GENERAL HOSPITAL			2	100%	2
AGILE URGENT CARE			2	100%	2
SARASOTA IMMEDIATE CARE			2	100%	2
WALGREENS #05477		2			2
MINUTECLINIC DIAG OF IND, LLC #6250		2			2
HAWAII DEPARTMENT OF HEALTH			2	100%	2
ASCENSION ST VINCENT'S RIVERSIDE			2	100%	2
Buena Vista Care Center		2			2
CVS PA7132POCT THORNDAL		2			2
PALM CITY NURSING AND REHAB CENTER			2	100%	2
WARD MEMORIAL HOSPITAL		2			2
Kroger 426 - The Little Clinic Suwanee		2			2
Loretto Health and Rehabilitation Center		2			2
MEDEXPRESS URGENT CARE - LINCOLN N 26T		2			2
CVS AZ5892POCT LAVEEN		2			2
EXCEPTIONAL EMERGENCY CENTER - AMARILLO			2	100%	2
FRASER MEMORIAL HOSPITAL		1	1	50%	2
Elba Nursing and Rehabilitation Center, LLC		2			2
NEMOURS CHILDREN'S PRIMARY CARE THE VILLAGES		2			2
CITY OF WEST PALM BEACH EMPLOYEE & FAMILY HEALTH		2			2
CARTERSVILLE MEDICAL CENTER			2	100%	2
CVS CT288POCT BRISTOL		2			2
Cortland Acres Association		2			2
CLEVELAND CLINIC IMAGING			2	100%	2
SANFORD REGIONAL HOSPITAL WORTHINGTON		2			2
WALKONCLINIC			2	100%	2
SANTA ROSA COUNTY HEALTH DEPARTMENT			2	100%	2
BAPTIST HEALTHCARE - LAKEVIEW CENTER INC		2			2
AUGUSTA HEALTH SKILLED CARE			2	100%	2
CVS AZ10150POCT PHOENIX		2			2
OCALA REGIONAL KIDNEY CENTER-WEST			2	100%	2
MEDEXPRESS URGENT CARE - ANDERSON		2			2
VA CBOC			2	100%	2
WELL HEALTH LABS			2	100%	2
FLORIDA COMMUNITY HEALTH CENTERS, INC.			2	100%	2
CENTRAL FLORIDA FAMILY HEALTH CENTER		2			2
COMMUNITY HEALTH CENTERS INC			2	100%	2
CVS TX5807POCT PEARLAND		2			2
GRANDVIEW COLLEGE STUDENT HEALTH CENTE		2			2

# COVID-19: testing by laboratory

Data through Mar 4, 2021 verified as of Mar 5, 2021 at 09:25 AM

Data in this report are provisional and subject to change.

The numbers in the table below represent the number of Florida and non-Florida residents for whom test results were received by the Department of Health. A person can be tested by more than one laboratory and can have both positive and negative results. **Therefore, the sum of the numbers in each column will be larger than the total number of people tested.**

Reporting lab	Inconclusive	Negative	Positive	Percent positive	Total
MINUTECLINIC DIAGNOSTIC OF OHIO #6139		2			2
Kroger 130 - The Little Clinic Colorado Springs		2			2
BOSTON MEDICAL CENTER			2	100%	2
AFTER HOURS PEDS			2	100%	2
MEDEXPRESS URGENT CARE - WEXFORD		2			2
MINUTECLINIC MINUTECLINIC #4978		1	1	50%	2
GO PATH LABORATORIES			2	100%	2
ACN PHYSICIANS GROUP CORP			2	100%	2
Georgiana Health and Rehabilitation, LLC		2			2
FLORIDA DEPARTMENT OF HEALTH IN ALACHUA COUNTY -			2	100%	2
PruittHealth Lakehaven		2			2
IN & OUT URGENT CARE METAIRIE			2	100%	2
FLORIDA MEDICAL CLINIC CARDIOLOGY-ZH			2	100%	2
BLUEWATER TOXICOLOGY			2	100%	2
OSF SAINT FRANCIS MEDICAL CENTER			2	100%	2
COOK HOSPITAL AND CARE CENTER		1	1	50%	2
SMITH NORTHVIEW HOSPITAL LAB			2	100%	2
ATLAS GENOMICS			2	100%	2
HAMILTON CHD		2			2
MARINA ISLE ASSISTED LIVING		2			2
MINUTECLINIC DIAGNOSTIC PA #7110		2			2
Kroger 550 - The Little Clinic Bellevue		2			2
THE RIM URGENT CARE			2	100%	2
BAPTIST HEALTH LEXINGTON			2	100%	2
LEGACY ER & URGENT CARE - FRISCO WEST			2	100%	2
LAKEVIEW HEALTH CARE SYSTEM LLC			2	100%	2
Kroger 127 - The Little Clinic Lakewood-Alameda		2			2
RIVER CITY MEDICAL ASSOCIATES, INC			2	100%	2
CERTIVIA LABORATORIES			2	100%	2
VITAL CARE CLINIC, LLC			2	100%	2
Alden Terrace of McHenry			2	100%	2
LEHIGH MEDICAL AND RESEARCH CENTER, INC			2	100%	2
PTC LABORATORIES			2	100%	2
MINUTECLINIC # 21110			2	100%	2
UNIVERSITY OF MARYLAND MEDICAL CENTER			2	100%	2
LOWELL GENERAL HOSPITAL			2	100%	2
SOMA MEDICAL CENTER PA #3 GREENACRES			2	100%	2
MEDEXPRESS URGENT CARE - EAST BRUNSWICK		2			2
UNIVERSITY HEALTH SERVICES RIVER CAMPUS		2			2
TAPESTRY TALLAHASSEE WALDEN		2			2
SUNCOAST COMMUNITY HEALTH CENTERS INC		2			2
DESERT HOSPITAL/CPHU CLINICAL LABORATORY			2	100%	2
UC CORAL GABLES			2	100%	2
Van Wert Manor		2			2
ACCESS MEDICAL GROUP OF FLORIDA CITY			2	100%	2
WEST COAST PEDIATRICS			2	100%	2

# COVID-19: testing by laboratory

Data through Mar 4, 2021 verified as of Mar 5, 2021 at 09:25 AM

Data in this report are provisional and subject to change.

The numbers in the table below represent the number of Florida and non-Florida residents for whom test results were received by the Department of Health. A person can be tested by more than one laboratory and can have both positive and negative results. **Therefore, the sum of the numbers in each column will be larger than the total number of people tested.**

Reporting lab	Inconclusive	Negative	Positive	Percent positive	Total
SUNCOAST BLOOD BANK			2	100%	2
UTMB PATHOLOGY CLINICAL SERVICES LABORATORY			2	100%	2
NAVAL BRANCH MEDICAL CLINIC			2	100%	2
CHEROKEE COUNTY HEALTH AND REHAB CENTER		2			2
Cedar Valley Nursing & Rehab Center		2			2
CVS MO5724POCT KANSAS CITY		2			2
ESCANDON DIAGNOSTIC CLINIC			2	100%	2
PARKRIDGE MEDICAL CENTER			2	100%	2
ARCPPOINT LABS OF ALTAMONTE SPRINGS			2	100%	2
Kroger 647 - The Little Clinic Newnan Crossings		1	1	50%	2
LIFT HEALTH		2			2
NORTH OKALOOSA PHYSICIAN GRP - WALK IN CLINIC			2	100%	2
CHI MEMORIAL PRIMARY CARE ASSOCIATES-A		2			2
Camellia Gardens		2			2
CVS PHARMACY			2	100%	2
CLEARWATER PAIN MANAGEMENT ASSOCIATES			2	100%	2
MID AMERICA CLINICAL LABS			2	100%	2
VANAYER HEALTHCARE AND REHAB CENTER		2			2
UNIVERSITY OF TEXAS AT EL PASO, THE			2	100%	2
BROOKS -TLC HOSPITAL SYSTEM			2	100%	2
FLORIDA MEDICAL CENTER OF CLEARWATER		2			2
POMONA VALLEY COMMUNITY HOSPITAL			2	100%	2
Life Care Center of Elyria		2			2
RICHICHI FAMILY HEALTH			2	100%	2
WURLAND NURSING AND REHABILITATION, L		2			2
TENNESSEE DEPARTMENT OF HEALTH (TDH) - REGIONAL LABORATORY			2	100%	2
EXPRESS CARE WALK-IN CLINIC			2	100%	2
WE CARE HOME HEALTH SOLUTIONS LLC			2	100%	2
CATSKILL REGIONAL MEDICAL CENTER		2			2
LINIL VISITING NURSES, INC		2			2
PM PEDIATRICS OF BAYSIDE PLLC - HOPEWELL JUNCTION		2			2
THE WINDSOR ORTEGA		2			2
CVS SC7567POCT BOILING SPRINGS		1	1	50%	2
WALGREENS #15495		1	1	50%	2
MINUTECLINIC, DIAGNOSTIC OF TEXAS, LLC		2			2
PALMETTO FAMILY HEALTH CENTER			2	100%	2
441 URGENT CARE-MULBERRY			2	100%	2
PROVIDENCE LABORATORY SERVICES		2			2
MAIN STREET MEDICAL CENTERS		2			2
METROHEALTH SYSTEM			2	100%	2
MEASE MANOR MEMORY CARE		2			2
EASTLAKE MEDICAL CENTER		2			2
WILSON MEMORIAL HOSPITAL			2	100%	2
DOCTORS MEDICAL CTR OF WALTON COUNTY			2	100%	2
CVS AZ9210POCT SCOTTSDALE		2			2
JOHNSON CITY MEDICAL CENTER		1	1	50%	2



# COVID-19: testing by laboratory

Data through Mar 4, 2021 verified as of Mar 5, 2021 at 09:25 AM

Data in this report are provisional and subject to change.

The numbers in the table below represent the number of Florida and non-Florida residents for whom test results were received by the Department of Health. A person can be tested by more than one laboratory and can have both positive and negative results. **Therefore, the sum of the numbers in each column will be larger than the total number of people tested.**

Reporting lab	Inconclusive	Negative	Positive	Percent positive	Total
UNIVERSITY HOSPITAL OF BROOKLYN		2			2
WHITESANDS OUTPATIENT TREATMENT		2			2
APALACHEE CENTER INC		2			2
CITRUS PARK			2	100%	2
Hackensack Univ Medical Center At Pasc		1	1	50%	2
Providence of Sparta Health and Rehabilitation		2			2
RCA LABORATORY SERVICES LLC			2	100%	2
PRIMARY HEALTH CARE ASSOCIATES INC			2	100%	2
CROSTOWN PHARMACY		2			2
WALGREENS #06583		2			2
ATVIVO LLC		2			2
UNIVERSITY OF MIAMI SCCC RESEARCH LABORATORY			2	100%	2
GRACE HEALTHCARE OF LAKE WALES		1	1	50%	2
MARQUESA MEDICAL		2			2
ASHLEY PEDIATRICS			2	100%	2
PENSACOLA MEDICAL CLINIC LLC			2	100%	2
PRECISION DIAGNOSTIC INC		2			2
Kroger 096 - The Little Clinic Orchard and Holly		2			2
SUMMERFIELD RETIREMENT LIVING, INC			2	100%	2
NORTH MCALLEN PEDIATRIC CENTER			2	100%	2
STARMED FAMILY & URGENT CARE			2	100%	2
TRINITY DIALYSIS			2	100%	2
GENETIC ASSAYS INC			2	100%	2
PM PEDIATRICS OF SELDEN, PLLC		2			2
Walgreens #9278		2			2
BRANDYWYNE HEALTH CARE CENTER			2	100%	2
VELOCITY URGENT CARE			2	100%	2
RDX BIOSCIENCE INC			2	100%	2
USCG ABBOTT BINAXNOW		1	1	50%	2
BENEVA LAKES ASSISTED LIVING CENTER			2	100%	2
TWIN LAKES REHAB & HEALTHCARE		2			2
TREASURE COAST INFECTIOUS DISEASE CONSULTANTS		1	1	50%	2
UNITED MEMORIAL MEDICAL CENTER			2	100%	2
PHOEBE BERKS HEALTH CARE CENTER		2			2
HOCHBERG LOWER SCHOOL		2			2
Luther Acres Manor		2			2
NIBHA MEDIRATTA MD PL			2	100%	2
ORMOND BEACH URGENT CARE			2	100%	2
INTERNAL MEDICINE ASSOCIATES-DUNELLON			2	100%	2
DOCTOR'S IN-HOUSE LAB/COMMUNITY HEALTH CENTERS OF PINELLAS - JOHNNIE R			2	100%	2
Parkridge Specialty Care		2			2
UVA HEALTH SYSTEM MEDICAL LABORATORIES			2	100%	2
BROOKSVILLE DIALYSIS			2	100%	2
GREEN POINT RX INC DBA ALTRU CHEMISTS		2			2
CENTRAL ARKANSAS VETERANS HEALTHCARE SYSTEM - VETERANS AFFAIRS			2	100%	2
CLINICAL CARE INC			2	100%	2

# COVID-19: testing by laboratory

Data through Mar 4, 2021 verified as of Mar 5, 2021 at 09:25 AM

Data in this report are provisional and subject to change.

The numbers in the table below represent the number of Florida and non-Florida residents for whom test results were received by the Department of Health. A person can be tested by more than one laboratory and can have both positive and negative results. **Therefore, the sum of the numbers in each column will be larger than the total number of people tested.**

Reporting lab	Inconclusive	Negative	Positive	Percent positive	Total
MEDICAL CENTER LABORATORY			2	100%	2
Kroger 739 - The Little Clinic La Grange Road		2			2
FLORIDA PRIMARY CARE CENTER PA		2			2
PALM WEST INTERNIST PA			2	100%	2
Advanced Rehabilitation and Healthcare of Wichita Falls		2			2
SPECTRA EAST INC		1	1	50%	2
LACORP		1	1	50%	2
MEDEXPRESS URGENT CARE-BLOOMFIELD AVEN		2			2
KANSAS CITY VA MEDICAL CENTER			2	100%	2
Manor Care-Kingston Court of York PA, LLC		2			2
SUNBRIDGE CARE & REHAB FOR DECATUR		2			2
MINUTECLINIC DIAGNOSTIC PA #3344		2			2
ORLANDO LUTHERAN TOWERS		1	1	50%	2
NEMOURS CHILDREN'S PRIMARY CARE OF VERO BEACH			2	100%	2
FLORIDA DEPARTMENT OF HEALTH PINELLAS COUNTY-			2	100%	2
DURAND SENIOR CARE & REHAB CENTER		2			2
TEXAS REGIONAL ASTHMA & ALLERGY CENTER			2	100%	2
MAGNOLIA MANOR OF COLUMBUS		2			2
NATIONAL JEWISH HEALTH			2	100%	2
CVS MA1095POCT AMHERST		2			2
MEMORIAL HEALTH SYSTEM		1	1	50%	2
BFT LAB			2	100%	2
MINUTE-CLINIC DIAGNOSTIC OF VIRGINIA, LLC #3949		2			2
BERGEN COUNTY SURGICAL AND ENDOSCOPY CENTER		2			2
COLONIAL MEDICAL CENTER-EAST ORLANDO			2	100%	2
Iron County Medical Care Facility		2			2
RAINY LAKE MEDICAL CENTER			2	100%	2
DR. G'S URGENT CARE			2	100%	2
NORTON IMMEDIATE CARE CENTER - PRESTON			2	100%	2
UNIVERSITY COMMUNITY HEALTH SERVICES		1	1	50%	2
APC PEDIATRICS			2	100%	2
MINUTECLINIC DIAG OF IND, LLC #6553		2			2
MEDEXPRESS URGENT CARE - LEDGEWOOD		2			2
VALLEY MEDICAL LABORATORY			2	100%	2
NATIONWIDE LABORATORY SERVICES		1	1	50%	2
MEMORIAL HERMANN			2	100%	2
Sears Coastal Nursing and Rehab		2			2
CARTER BLOOD CARE			2	100%	2
GOLDSTEIN			2	100%	2
SPECIALTY LABORATORIES			2	100%	2
DIVERSE MEDICAL CARE LLC			2	100%	2
PATIENT FIRST MEDICAL CENTER-CARYTOWN			2	100%	2
COBLESKILL REGIONAL HOSPITAL		2			2
WEST FLORIDA MEDICAL ASSOCIATES, PA			2	100%	2
NEW GEN LABS			2	100%	2
GEISINGER MEDICAL CENTER		2			2

# COVID-19: testing by laboratory

Data through Mar 4, 2021 verified as of Mar 5, 2021 at 09:25 AM

Data in this report are provisional and subject to change.

The numbers in the table below represent the number of Florida and non-Florida residents for whom test results were received by the Department of Health. A person can be tested by more than one laboratory and can have both positive and negative results. **Therefore, the sum of the numbers in each column will be larger than the total number of people tested.**

Reporting lab	Inconclusive	Negative	Positive	Percent positive	Total
FL DEPT OF HEALTH MARION COUNTY MOBILE HEALTH UNIT			2	100%	2
Birchaven		2			2
ROCKWALL URGENT CARE			2	100%	2
ELMHURST MEMORIAL HOSPITAL			2	100%	2
Greystone Nursing and Rehab, LLC			2	100%	2
BRITO MEDICAL CENTER			2	100%	2
ORLANDO HEALTH PHYSICIAN GROUP			2	100%	2
AFC URGENT CARE/FARRAGUT			2	100%	2
HEARTLAND HOME HEALTH CARE		2			2
TMH EC NORTHEAST LABORATORY			2	100%	2
COLUMBIA COTTAGE		2			2
MCLAREN REGIONAL MEDICAL CENTER			2	100%	2
ADVENTIST HINSDALE HOSPITAL LABORATORY			2	100%	2
PEACE RIVER MEDICAL CENTER		2			2
ROYAL CARE MEDICAL CENTER			2	100%	2
BAY CORRECTIONAL AND REHABILITATION FACILITY			2	100%	2
FLORIDA CLINICAL LABORATORY INC			2	100%	2
MAYO CLINIC GROUP PRACTICE LABORATORY			2	100%	2
GOUVERNEUR HOSPITAL LABORATORY		2			2
MEDEXPRESS URGENT CARE - LINCOLN VILLA		2			2
Lakeside Oaks Care Center			2	100%	2
Lake Charles Healthcare LLC dba Landmark Lake Charles			2	100%	2
ALL4KIDZ PEDIATRICS LLC		2			2
Hartwell Health and Rehabilitation		2			2
INTEGRATED REGIONAL LABS			2	100%	2
BROOKDALE ALTAMONTE SPRINGS			2	100%	2
WOMENS CARE FLORIDA LLC-LABORATORY		2			2
BAYMEADOWS PRIMARY CARE		2			2
ADVENTHEALTH IMAGING PARTIN SETTLEMENT			2	100%	2
Beth Sholom Home of Eastern Virginia		1	1	50%	2
BUFFALO CROSSINGS HEALTHCARE AND REHABILITATION CENTER			2	100%	2
HPH HOME CARE		1	1	50%	2
BD MEDICAL SYSTEMS			2	100%	2
JULIE STAATS DO		2			2
CLEAR LAKE REGIONAL MEDICAL CENTER			2	100%	2
MD NOW URGENT CARE CENTER INC.			2	100%	2
BOND COMMUNITY HEALTH CENTER			2	100%	2
CHESTERFIELD HEALTHCARE GROUP, INC		2			2
HOME ACCESS HEALTH			2	100%	2
TALLAHASSEE MEMORIAL HEALTHCARE FAMILY MED RESIDENCY			2	100%	2
MINUTECLINIC, LLC #05891		1	1	50%	2
LIFETIME FAMILY URGENT CARE			2	100%	2
Robert Cranfield			2	100%	2
CIMA MEDICAL CENTER		1	1	50%	2
PARKLAND HEALTH & HOSPITAL			2	100%	2
Lenawee Medical Care Facility		2			2

# COVID-19: testing by laboratory

Data through Mar 4, 2021 verified as of Mar 5, 2021 at 09:25 AM

Data in this report are provisional and subject to change.

The numbers in the table below represent the number of Florida and non-Florida residents for whom test results were received by the Department of Health. A person can be tested by more than one laboratory and can have both positive and negative results. **Therefore, the sum of the numbers in each column will be larger than the total number of people tested.**

Reporting lab	Inconclusive	Negative	Positive	Percent positive	Total
BAYCARE OUTREACH LAB WH SOUTH			2	100%	2
DASCENA LAB			2	100%	2
CORNERSTONE MEDICAL CARE OF BRANDON		2			2
SWEDISH COVENANT HOSPITAL			2	100%	2
CVS NC3853POCT BURLINGTON		2			2
CROSSROADS URGENT CARE DBA URGENT TEA		2			2
CITRUS HEALTH NETWORK INC			2	100%	2
CATHOLIC HEALTH LABORATORY SERVICES		2			2
CVS NJ2508POCT MANALAPAN		2			2
SOUTHCARE PHARMACY INC			2	100%	2
CDK LIBERTY ENTERPRISES, LLC		2			2
SIMMONS			2	100%	2
CVS MA920POCT CLINTON		2			2
JEFFERSON WASHINGTON TOWNSHIP HOSPITAL		2			2
HANOVER ENDOSCOPY CENTER		2			2
TWELVE OAKS RECOVERY CENTER			2	100%	2
SKYLINE UROLOGY		2			2
WISE HEALTH SYSTEM		1	1	50%	2
STAGES OF LIFE MEDICAL INSTITUTE			2	100%	2
SOUTH BEND MEDICAL FOUNDATION			2	100%	2
MINUTECLINIC DIAGNOSTIC MEDICAL		2			2
VENICE URGENT CARE - GULF COAST			2	100%	2
MARTIN MEDICAL CENTER INC		1	1	50%	2
NYU LANGONE HUNTINGTON MEDICAL GROUP		2			2
LIFESPRING COMMUNITY HEALTH		2			2
CARE ATC SUN HYDRAULICS TALLAVAST			2	100%	2
CVS ME329POCT PORTLAND		2			2
CONCENTRA - ORLANDO SOUTH II		2			2
ManorCare Rehab Center of Marietta		2			2
SEACOAST PATHOLOGY PROFESSIONAL ASSOC		2			2
MINUTECLINIC DIAGNOSTIC OF PA LLC		2			2
NORTH DAKOTA VETERANS HOME		2			2
Iowa Veterans Home		2			2
SUNSHINE PHARMACY		2			2
SARASOTA MEMORIAL MEDICAL URGENT CARE CENTER			2	100%	2
VETERANS AFFAIRS MEDICAL CENTER - GREATER LOS ANGELES			2	100%	2
CVS MD1881POCT DUNKIRK		2			2
VA OUTPATIENT PHARMACY			2	100%	2
MEDEXPRESS URGENT CARE FOX CHAPEL		2			2
JUPITER PEDIATRIC ASSOCIATES, PA		1	1	50%	2
NYUMC CLINICAL LABORATORIES			2	100%	2
MD NOW URGENT CARE MEDICAL CENTERS INC			2	100%	2
LABRADOR PRIMARY CARE CENTER			2	100%	2
HAMILTON COUNTY HEALTH DEPARTMENT		2			2
BAPTIST HOSPITAL INTERNAL MEDICINE GULF BREEZE			2	100%	2
OAKBRIDGE TERRACE AT SAE			2	100%	2

# COVID-19: testing by laboratory

Data through Mar 4, 2021 verified as of Mar 5, 2021 at 09:25 AM

Data in this report are provisional and subject to change.

The numbers in the table below represent the number of Florida and non-Florida residents for whom test results were received by the Department of Health. A person can be tested by more than one laboratory and can have both positive and negative results. **Therefore, the sum of the numbers in each column will be larger than the total number of people tested.**

Reporting lab	Inconclusive	Negative	Positive	Percent positive	Total
MEDEXPRESS URGENT CARE - FORT SMITH		2			2
PANCARE HEALTH - SNEADS ELEMENTARY			2	100%	2
AMEDISYS HOME HEALTH OF GREENVILLE			2	100%	2
RIVERSIDE METHODIST HOSPITAL LAB			2	100%	2
PICHARDO CLINIC, THE			2	100%	2
HCR MANOR CARE SERVICES OF FLORIDA III INC		2			2
MILFORD REGIONAL HOSPITAL			2	100%	2
UNIVERSITY OF MISSOURI HEALTH CARE			2	100%	2
CORMEUM LAB SERVICES, LLC			2	100%	2
EDGEWATER RETIREMENT MANOR			2	100%	2
REGIONAL MEDICAL CENTER BAYONET POINT			2	100%	2
CSS- TWELVE OAKS			2	100%	2
CVS OH2486POCT NILES		1	1	50%	2
JORDAN VALLEY MEDICAL CENTER			2	100%	2
CVS OH4301POCT NORTHFIELD		2			2
ST. MARY'S MEDICAL CENTER EVANSVILLE, INC			2	100%	2
OAKMONT WEST- GREENVILLE SC		2			2
JMC TALLAHASSEE, LLC			2	100%	2
MY PHARMACY			2	100%	2
STUART SURGERY CENTER, LLC			2	100%	2
JOHN D. ARCHBOLD MEM. HOSPITAL			2	100%	2
MEMORIAL HERMANN HOSPITAL			2	100%	2
Manorcare Health Services West Reading North		2			2
HOLY TRINITY PHARMACY LLC		2			2
PANCARE HEALTH - FRANKLIN CO			2	100%	2
AFFORDABLE PRIMARY CARE LLC		2			2
NAVAL MEDICAL CENTER			2	100%	2
SACRED HEART HOSPITAL ON THE EMERALD			2	100%	2
MAJESTIC GUARDIANS			2	100%	2
PALMS OF FT MYERS,THE			2	100%	2
TGH Brandon Healthplex Laboratory			2	100%	2
CVS CA9803POCT RIVERSIDE		2			2
DEKALB MEDICAL CENTER LABORATORY			2	100%	2
SPRINGS MEDICAL LAB		1	1	50%	2
ADVANCE FAMILY PRACTICE LLC□			2	100%	2
EXCEL URGENT CARE OF NJ, LLC		1			1
SILVER SPRINGS SHORES DIALYSIS			1	100%	1
Peninsula Nursing and Rehabilitation Center		1			1
SOUTHWESTERN STATE HOSPITAL LABORATORY			1	100%	1
CTMD MEDICAL CENTER, PA			1	100%	1
HEALTH GUAGE			1	100%	1
MIAMI CHILDRENS HOSPITAL MIDTOWN OUTPATIENT CENTER			1	100%	1
US LABORATORIES			1	100%	1
MEDHEALTH CLINICAL INC			1	100%	1
Good Samaritan Society-Atkinson		1			1
PENNY PEDIATRICS		1			1

# COVID-19: testing by laboratory

Data through Mar 4, 2021 verified as of Mar 5, 2021 at 09:25 AM

Data in this report are provisional and subject to change.

The numbers in the table below represent the number of Florida and non-Florida residents for whom test results were received by the Department of Health. A person can be tested by more than one laboratory and can have both positive and negative results. **Therefore, the sum of the numbers in each column will be larger than the total number of people tested.**

Reporting lab	Inconclusive	Negative	Positive	Percent positive	Total
BRISTOL REGINAL MEDICAL CENTER			1	100%	1
TMH PHYSICIAN PARTNERS WAKULLA			1	100%	1
MEDEXPRESS URGENT CARE - EWING		1			1
Raleigh Center (WV)			1	100%	1
GREATER MIAMI DIALYSIS			1	100%	1
Monument Health Custer Care Center		1			1
Mayfair Village Nursing Care Center		1			1
SANCHEZ CAZAU MEDICAL GROUP			1	100%	1
Walgreens #9121		1			1
FLORIDA HEART AND VASCULAR MULTISPECIALTY GROUP PA			1	100%	1
BAPTIST HOSPITAL EAST			1	100%	1
BAYFRONT CARDIOVASCULAR ASSOCIATES			1	100%	1
HAMILTON CI MAIN UNIT ANNEX/ WORK CAMP			1	100%	1
CONNECTICUT PEDIATRICS @ CHC		1			1
St. Luke's Care Center		1			1
MCR HEALTH MEDICAL EXPRESS			1	100%	1
ARIZONA STATE LABORATORY			1	100%	1
BLOSSOMS ASSISTED LIVING 1 LLC			1	100%	1
HARDIN MEMORIAL HOSPITAL - HEARTLAND PATHOLOGY CONSULTANTS			1	100%	1
CVS OH4359POCT HUDSON		1			1
CVS NE8616POCT LINCOLN		1			1
WALGREENS # 12338		1			1
MAHONEY PEDIATRICS PA			1	100%	1
SAINT ALPHONSUS REGIONAL MEDICAL CENTER			1	100%	1
ASANTE THREE RIVERS MEDICAL CENTER LAB		1			1
LIBERTY COMMONS NURSING AND REHABILITA		1			1
Walgreens #9890		1			1
TEMPUS_LABS			1	100%	1
CVS IN6608POCT NEW PALESTINE			1	100%	1
MAINE HEALTH AND ENVIRONMENTAL TESTING LABORATORY			1	100%	1
FLORIDA HOSPITAL TRANSPLANT CENTER		1			1
OMNICARE PHARMACY OF TEXAS 1, LP		1			1
FAITH FAMILY PRACTICE			1	100%	1
Williamstown Commons			1	100%	1
Masonic Medical Research Institute			1	100%	1
WOMENS CARE FLORIDA LLC			1	100%	1
SOUTHERN HILLS MEDICAL CENTER			1	100%	1
NEWCARE PRIMARY MEDICINE			1	100%	1
GSM OCED Subsection			1	100%	1
MINUTE CLINIC LLC #1909		1			1
LAKE VIEW COURT		1			1
FAMILY MEDICAL CENTERS			1	100%	1
CENTRAL FLORIDA HOSPITALIST			1	100%	1
UT MD ANDERSON CANCER CENTER-TUMOR MARKER LAB			1	100%	1
FLORIDA KEYS PED AND ADOLES CTR			1	100%	1
SHRIVERS PHARMACY AND WELLNESS CENTER			1	100%	1

# COVID-19: testing by laboratory

Data through Mar 4, 2021 verified as of Mar 5, 2021 at 09:25 AM

Data in this report are provisional and subject to change.

The numbers in the table below represent the number of Florida and non-Florida residents for whom test results were received by the Department of Health. A person can be tested by more than one laboratory and can have both positive and negative results. **Therefore, the sum of the numbers in each column will be larger than the total number of people tested.**

Reporting lab	Inconclusive	Negative	Positive	Percent positive	Total
NORTH CAROLINA STATE LABORATORY OF PUBLIC HEALTH, SPECTRUM LAB NETWORK			1	100%	1
STATE OF CALIFORNIA DOH SERVICES			1	100%	1
BREVARD FAMILY WALK IN CLINIC			1	100%	1
UUHC - REDSTONE HEALTH CENTER LABORATORY			1	100%	1
CARENOW LAKE WORTH			1	100%	1
HATLEY HEALTH CARE, INC		1			1
HEARTLAND OF ZEPHYRHILLS FL, LLC			1	100%	1
MEMORIAL HOSPITAL MIRAMAR WAIVED TESTING			1	100%	1
Kroger - KR001100688			1	100%	1
LANTANA HC LAB			1	100%	1
SOPHIA MEDICAL ASSOCIATES, PC			1	100%	1
CFHC - FROSTPROOF			1	100%	1
KEY WEST BRANCH MEDICAL CLINIC			1	100%	1
RIVERTON CBOC			1	100%	1
UNIVERSITY OF IOWA HOSPITALS & CLINICS			1	100%	1
CEPERO PEDIATRICS PA			1	100%	1
SAINT LEO UNIVERSITY INCORPORATED			1	100%	1
INTERMOUNTAIN HEALTHCARE LABORATORY SERVICES			1	100%	1
RESOURCE PATH LLC			1	100%	1
MARTINSVILLE HEALTH AND REHAB			1	100%	1
MAYO CLINICAL LABORATORIES		1			1
THE HOSPITALS OF PROVIDENCE EMERGENCY ROOM			1	100%	1
PENROSE HOSPITAL			1	100%	1
Oakview Manor Health and Rehab		1			1
NEMOURS CHILDRENS URGENT CARE			1	100%	1
SUNY AT STONY BROOK			1	100%	1
CIRRUS DX			1	100%	1
TENNOVA HEALTHCARE - CLEVELAND			1	100%	1
IDAHO HEALTH DEPARTMENT			1	100%	1
THE MEDICAL CENTER AT BOWLING GREEN			1	100%	1
PSL JAX BEACH OPERATIONS LLC			1	100%	1
PALM BEACH COUNTY SHERIFF OFFICE			1	100%	1
LAKE MARY OPTUM FLORIDA			1	100%	1
MYLAN-SOUTH POINT PA		1			1
CVS PA371POCT PHILADELPHIA		1			1
TREASURE COAST MEDICAL CONCIERGE LLC			1	100%	1
DAVENPORT PEDIATRICS CLERMONT			1	100%	1
PHOEBE PRIMARY CARE CAMILLA			1	100%	1
UNIVERSITY PLACE NURSING CENTER		1			1
Good Samaritan Society - Albion		1			1
Riverside Nursing & Rehabilitation Center		1			1
CULVER CITY URGENT CARE			1	100%	1
PROVIDENCE HOSPITAL			1	100%	1
CVS NE8626POCT LINCOLN		1			1
NORTHEAST GEORGIA HEALTH SYSTEM			1	100%	1
MEDEXPRESS URGENT CARE - TOPEKA, SW WANAMAKER RD		1			1

# COVID-19: testing by laboratory

Data through Mar 4, 2021 verified as of Mar 5, 2021 at 09:25 AM

Data in this report are provisional and subject to change.

The numbers in the table below represent the number of Florida and non-Florida residents for whom test results were received by the Department of Health. A person can be tested by more than one laboratory and can have both positive and negative results. **Therefore, the sum of the numbers in each column will be larger than the total number of people tested.**

Reporting lab	Inconclusive	Negative	Positive	Percent positive	Total
INNOVATIVE HEALTH DIAGNOSTIC OF CALIFORNIA			1	100%	1
ST. MICHAEL'S ELITE HOSPITAL			1	100%	1
Summit Medical Group Morristown Oncology		1			1
Accordius Health at Gastonia			1	100%	1
Caldwell Care		1			1
UNIVERSITY OF MARYLAND PATHOLOGY ASSOCIATES			1	100%	1
HOLYOKE MEDICAL CENTER			1	100%	1
ANDREWS			1	100%	1
CVS / PHARMACY #10794			1	100%	1
LAB. CORP. OF AMERICA			1	100%	1
CLINICAL LABORATORY DEPARTMENT			1	100%	1
Port Orange Nursing And Rehab Center			1	100%	1
EMORY CRAWFORD LONG HOSPITAL			1	100%	1
GULF COUNTY HEALTH DEPARTMENT			1	100%	1
Willowbrooke Court at Normandy Farms Estates		1			1
777 URGENT CARE			1	100%	1
MARYWOOD HEIGHTS		1			1
MEMORIAL HERMANN KATY HOSPITAL			1	100%	1
Jersey City Medical Center		1			1
MINUTECLINIC DIAGNOSTIC, PA		1			1
Kroger 527 - The Little Clinic Hwy 70 S.		1			1
CLINICAL CARE, INC			1	100%	1
HANCOCK REGIONAL HOSPITAL		1			1
MCLEOD MEMORIAL HOSPITAL CLARENDON			1	100%	1
PARKWAY REGIONAL MEDICAL CENTER LAB			1	100%	1
CHI MEMORIAL HOSPITAL CHATTANOOGA			1	100%	1
TRINITY URGENT CARE		1			1
TILE PHARMACY		1			1
YOUTH HEALTH CENTER OF HUNTINGTON		1			1
RICHMOND MEDICAL CENTER FOR WOMEN		1			1
SPARTANBURG REGIONAL MEDICAL CENTER			1	100%	1
OAK HAVEN REHAB AND NURSING CENTER			1	100%	1
Central Alabama Veterans HCS - East Campus		1			1
CLINTON DRUG STORE		1			1
Kroger 539 - The Little Clinic Memorial Blvd.		1			1
NEMOURS CHILDRENS PRIMARY CARE CLERMONT			1	100%	1
ADVENTHEALTH CENTRA CARE POINCIANA			1	100%	1
MAYO CLINIC OUTPATIENT DIALYSIS CENTER			1	100%	1
CHILDRENS HEALTHCARE CTE OF NORTHERN		1			1
Kroger 63 - The Little Clinic Glassford Hill Rd		1			1
TITUSVILLE CENTER FOR SURGICAL EXCELLENCE LLC		1			1
CELEBRATION FAMILY PHYSICIANS LLC			1	100%	1
EH FARGO HOSPITAL LABORATORY			1	100%	1
ABRAKIDABRA KIDS CLINIC			1	100%	1
Alden Lincoln Park			1	100%	1
TRIPLE O RESEARCH INSTITUTE PA			1	100%	1



# COVID-19: testing by laboratory

Data through Mar 4, 2021 verified as of Mar 5, 2021 at 09:25 AM

Data in this report are provisional and subject to change.

The numbers in the table below represent the number of Florida and non-Florida residents for whom test results were received by the Department of Health. A person can be tested by more than one laboratory and can have both positive and negative results. **Therefore, the sum of the numbers in each column will be larger than the total number of people tested.**

Reporting lab	Inconclusive	Negative	Positive	Percent positive	Total
ADDINGTON PLACE EAST LAKE		1			1
SAINT FRANCIS HOSPITAL			1	100%	1
ALIMETRIX INC		1			1
CVS MI8091POCT FRASER		1			1
GUIDEWELL EMERGENCY MEDICINE DOCTORS LLC #33			1	100%	1
NEW ULM MEDICAL CENTER			1	100%	1
FAMILY MEDICAL CENTER OF HOLLYWOOD PA			1	100%	1
CLARKSVILLE MANOR INC		1			1
C V S / PHARMACY #833		1			1
THYROID SPECIALTY LABORATORY			1	100%	1
Cerenity Senior Care-White Bear Lake		1			1
LAKELAND MEDICAL CENTER			1	100%	1
ADVANCE CARDIOVASCULAR IMAGING, INC			1	100%	1
FLORIDA FAMILY LABORATORY		1			1
INDIGO PALMS			1	100%	1
LABORATORY COPORATION OF AMERICA			1	100%	1
KELLY			1	100%	1
WELL-KEY URGENT CARE SEVIERVILLE			1	100%	1
CVS MA1022POCT CAMBRIDGE		1			1
BROOKSVILLE REGIONAL HOSPITAL			1	100%	1
PINEBROOK CARE AND REHABILITATION CENTER			1	100%	1
YOUR KIDS URGENT CARE			1	100%	1
MAJESTIC OAKS			1	100%	1
ABSOLUTE CAREGIVERS HOME HEALTH AGENCY INC			1	100%	1
OMNI HEALTHCARE INC			1	100%	1
MEDEXPRESS URGENT CARE - LEOMINSTER		1			1
CHIPOLA QUICK CARE			1	100%	1
MRMC LAB MICRO			1	100%	1
ADVANCED LABORATORY SERVICES			1	100%	1
MIAMI-DADE COUNTY HEALTH DEPT.		1			1
Kroger 407 - The Little Clinic Lexington		1			1
CLINICAL MICROBIOLOGY LAB FAIRVIEW UNIVERSITY HOSPITAL			1	100%	1
Fairhope		1			1
FREDERICK AVENUE GROUP HOME		1			1
NORTH WEST FLORIDA DIAGNOSTIC ENOCRINOLOGY CLINIC			1	100%	1
Oak Hill Health & Rehabilitation Center			1	100%	1
TALLAHASSEE DIALYSIS		1			1
J F K PEDIATRICS			1	100%	1
Cornerstone at the Ranch		1			1
HOLMES FAMILY PRACTICE PA			1	100%	1
CHIEFLAND MEDICAL CENTER LLC			1	100%	1
THE DOCTOR'S OFFICE OF WEST CALDWELL		1			1
MINUTECLINIC DIAGNOSTIC OF VIRGINIA, LLC #1980		1			1
Grangeville Health and Rehab		1			1
ADVANCE GASTROENTEROLOGY			1	100%	1
SPECTRUM LUDINGTON			1	100%	1

# COVID-19: testing by laboratory

Data through Mar 4, 2021 verified as of Mar 5, 2021 at 09:25 AM

Data in this report are provisional and subject to change.

The numbers in the table below represent the number of Florida and non-Florida residents for whom test results were received by the Department of Health. A person can be tested by more than one laboratory and can have both positive and negative results. **Therefore, the sum of the numbers in each column will be larger than the total number of people tested.**

Reporting lab	Inconclusive	Negative	Positive	Percent positive	Total
PRIMEX CLINICAL LABORATORIES INC			1	100%	1
CORPORATION OF AMERICA		1			1
HUNTSVILLE HOSPITAL			1	100%	1
INTERIM HEALTHCARE OF PALM COAST			1	100%	1
SHANDS JACKSONVILLE CLINICAL CENTER			1	100%	1
AURORA MEDICAL CENTER-KENOSHA			1	100%	1
METHODISM MIDLOTHIAN MEDICAL CENTER			1	100%	1
AVERA ST. MARY'S HOSPITAL			1	100%	1
PREVENTIVE CARDIOLOGY AND INTERNAL MEDICINE ASSOCI			1	100%	1
CARDIAC AND VASCULAR CONSULTANTS MD PA		1			1
SPRINGFIELD HOSPITAL			1	100%	1
Parkview Care Center			1	100%	1
CVS TN6414POCT SMYRNA		1			1
MED BAR LLC		1			1
CVS OH4300POCT STRONGSVILLE		1			1
HALIFAX FAMILY HEALTH CENTER			1	100%	1
Grays Harbor Health and Rehabilitation		1			1
VIVIAN SIMMONS FAMILY PRACTICE			1	100%	1
CENTRAL FLORIDA INTERNAL OCCUPATIONAL AND		1			1
ARTESIAN HOME		1			1
PREMIER HEALTH CARE INC			1	100%	1
Washington County Nursing Home			1	100%	1
HIGH DESERT COURT GROUP HOME			1	100%	1
WALGREENS #5130			1	100%	1
E-LAB OF FLORIDA			1	100%	1
MINUTE CLINIC DIAGNOSTIC MED GRP OF CA		1			1
UNIVERSITY OF SOUTH FLORIDA			1	100%	1
ADVANCE HEALTH AND WELLNESS SOLUTIONS			1	100%	1
SMA BEHAVIORAL HEALTH SERVICES INC		1			1
CVS OH2540POCT HILLIARD		1			1
WEST FLORIDA MEDICAL CENTER CLINIC			1	100%	1
OXLEY PARK HEALTH & REHAB		1			1
CVS CA9497POCT IRVINE		1			1
ASSOCIATES MD MEDICAL GROUP INC			1	100%	1
JP MORGAN CHASE HEALTH SERVICES			1	100%	1
DEVLIN MANOR NURSING AND REHABILITATION		1			1
ST JOSEPHS CHILDRENS HOSPITAL PEDI TRANSPORT			1	100%	1
CVS SC2250POCT COLUMBIA		1			1
BIODORON LABORATORIES			1	100%	1
HARTFORD HEALTH CARE & REHABILITATION			1	100%	1
MISSION REGIONAL MEDICAL CENTER			1	100%	1
MARYLAND DEPARTMENT OF HEALTH AND MENTAL HYGIENE			1	100%	1
WOOD COUNTY HEALTH DEPARTMENT			1	100%	1
BAPTIST HEALTH PRIMARY CARE AT CUTLER BAY			1	100%	1
CARSON NURSING AND REHABILITATION CENTER		1			1
Remarkable Healthcare Dallas			1	100%	1

# COVID-19: testing by laboratory

Data through Mar 4, 2021 verified as of Mar 5, 2021 at 09:25 AM

Data in this report are provisional and subject to change.

The numbers in the table below represent the number of Florida and non-Florida residents for whom test results were received by the Department of Health. A person can be tested by more than one laboratory and can have both positive and negative results. **Therefore, the sum of the numbers in each column will be larger than the total number of people tested.**

Reporting lab	Inconclusive	Negative	Positive	Percent positive	Total
Accordius Health at Harrisonburg		1			1
MID-FLORIDA PATHOLOGY LLC		1			1
NORTHWEST TEXAS HEALTHCARE SYSTEM, INC			1	100%	1
GAMMA HEALTHCARE, INC		1			1
IVY CREEK HEALTHCARE & WELLNESS CENTRE			1	100%	1
NABI		1			1
URGENT CARE OF COASTAL GEORGIA			1	100%	1
MEDICAL LIFE-INC GUIDEWELL EMERGENCY MEDICINE			1	100%	1
FORT LOUDOUN PRIMARY CARE		1			1
EXPRESS LAB LIVINGSTON			1	100%	1
COASTAL PEDIATRICS LLC			1	100%	1
BLESSINGS MEDICAL CLINIC, THE			1	100%	1
BAYMEADOWS PEDIATRIC CARE		1			1
MT SINA1 HOSPICE			1	100%	1
NEMOURS CHILDREN'S PRIMARY CARE			1	100%	1
NONA MEDICAL ARTS		1			1
CVS AZ7841POCT TUCSON		1			1
CHATEAU MADELEINE - SENIOR LIVING & MEMORY CARE			1	100%	1
GENESIS HOME HEALTH CARE SERVICES OF			1	100%	1
HENRY FORD HOSPITAL			1	100%	1
PINELLAS POINT NURSING AND REHAB CENTER			1	100%	1
HAWKEYE CARE CENTER DUBUQUE		1			1
HIGHLAND LABORATORY			1	100%	1
ALTA BATES SUMMIT MEDICAL CENTER CLINICAL LAB			1	100%	1
MEDEXPRESS URGENT CARE - LAWTON		1			1
CITY OF LAKE MARY EMPLOYEE HEALTH CENTER		1			1
POUDRE VALLEY HOSPITAL			1	100%	1
ADVENTHEALTH MEDICAL GROUP UROLOGY AT EAST ORLANDO		1			1
GARDENS PEDIATRICS			1	100%	1
ORMOND MEDICAL ARTS FAMILY PRACTICE PL			1	100%	1
ORLANDO HEALTH PHYSICIAN GROUP INC			1	100%	1
QUALITY LAB			1	100%	1
ADVANCED MEDICAL LABORATORIES (AML)			1	100%	1
Southwest Louisiana Veterans Home			1	100%	1
Allen Health and Rehabilitation		1			1
MEDICAL CITY DENTON			1	100%	1
SUNCOAST FAMILY MEDICAL ASSOCIATES			1	100%	1
Villa Maria			1	100%	1
COASTAL MANOR		1			1
EASTMAN HEALTHCARE & REHAB		1			1
WESTOX LABS		1			1
ST LUKES SURGICAL AT THE VILLAGES INC			1	100%	1
CROSSROADS URGENT CARE PLLC		1			1
PASCO COUNTY HEALTH DEPARTMENT			1	100%	1
GENESIS MICROBIOLOGY LAB		1			1
SAINT JOSEPHS HOSPITAL OF ATLANTA			1	100%	1

# COVID-19: testing by laboratory

Data through Mar 4, 2021 verified as of Mar 5, 2021 at 09:25 AM

Data in this report are provisional and subject to change.

The numbers in the table below represent the number of Florida and non-Florida residents for whom test results were received by the Department of Health. A person can be tested by more than one laboratory and can have both positive and negative results. **Therefore, the sum of the numbers in each column will be larger than the total number of people tested.**

Reporting lab	Inconclusive	Negative	Positive	Percent positive	Total
ATLANTIS VISION CENTER			1	100%	1
MCCALLIE SCHOOL-STUDENT HEALTH CENTER		1			1
WEST VIRGINIA LABORATORIES			1	100%	1
CVS MA299POCT WORCESTER		1			1
KIDSVILLE PEDIATRICS III PA			1	100%	1
INHEALTH LIFE SCIENCES LLC			1	100%	1
MEDEXPRESS URGENT CARE - BENTON		1			1
MARTIN LUTHER KING RENAL INSTITUTE			1	100%	1
GWINNETT MEDICAL CENTER			1	100%	1
Harris Hill Nursing Facility		1			1
BAYLOR SCOTT & WHITE ALL SAINTS MEDICAL CENTER FT			1	100%	1
ERIE COUNTY EMERGENCY SERVICES DIV OF		1			1
HIBISCUS COURT			1	100%	1
San Antonio Residence and Rehabilitation Center		1			1
FAU MEMORY & WELLNESS CENTER			1	100%	1
WELLPATH			1	100%	1
PALMA CEIA MED GROUP-SWANN		1			1
OUCH URGENT CARE			1	100%	1
ROSE MEDICAL CENTER LAB			1	100%	1
MYCLINIC, INC			1	100%	1
PANCARE HEALTH - BRUCE			1	100%	1
PLEASANT RIDGE MANOR WEST		1			1
DOCTORS HOSPITAL OF LAREDO			1	100%	1
DORA HOME CARE			1	100%	1
VERITAS GENETICS, INC.			1	100%	1
COURTLAND TERRACE		1			1
Lemont Nursing and Rehab Center			1	100%	1
SOUTHERN FAMILY HEALTH			1	100%	1
INNOVATIVE CARE II LLC			1	100%	1
TAYLOR COUNTY HEALTH DEPARTMENT			1	100%	1
CHC			1	100%	1
MEMORIAL HOSPITAL LOS BANOS			1	100%	1
VA ST LOUIS HEALTH CARE SYSTEM			1	100%	1
MEDEXPRESS URGENT CARE - WICHITA, N MAIZE RD		1			1
REGIONAL MED CTR BAYONET POINT			1	100%	1
SIPERSTEIN DERMATOLOGY LLC			1	100%	1
WALMART PHARMACY 10-4554		1			1
MERCY MEDICAL CENTER INC			1	100%	1
CVS OK6225POCT EDMOND		1			1
OCALA RKC EAST HEMO #1			1	100%	1
Crisp Regional Nursing and Rehab Center		1			1
FAMILY PRACTICE OF CENTRAL FLORIDA PA			1	100%	1
Walgreens #12153		1			1
Livingston County Center for Nursing and Rehabilitation		1			1
ROSE HAVEN NURSING CENTER		1			1
MBMG OF WINTER HAVEN			1	100%	1

# COVID-19: testing by laboratory

Data through Mar 4, 2021 verified as of Mar 5, 2021 at 09:25 AM

Data in this report are provisional and subject to change.

The numbers in the table below represent the number of Florida and non-Florida residents for whom test results were received by the Department of Health. A person can be tested by more than one laboratory and can have both positive and negative results. **Therefore, the sum of the numbers in each column will be larger than the total number of people tested.**

Reporting lab	Inconclusive	Negative	Positive	Percent positive	Total
URGENT DOC -NACOGODOCHES CLINIC			1	100%	1
THE EMORY CLINIC			1	100%	1
SUNCOAST RESEARCH GROUP LLC			1	100%	1
PROGRESSIVE MEDICAL RESEARCH			1	100%	1
Manor Care of Dallastown d/b/a ManorCare Health Services - Dallastown		1			1
CONTINENTAL HOME HEALTH CARE INC			1	100%	1
SKYRIDGE CLINICAL ASSOCIATES		1			1
OHSU LABORATORY SERVICES		1			1
MISSISSIPPI VALLEY REGIONAL BLOOD CENTER			1	100%	1
CVS IL2297651CV JOLIET		1			1
LabCorp L#09258295 M#09258285			1	100%	1
LIBERTY URGENT CARE			1	100%	1
TFH HOME HEALTH INC			1	100%	1
Bayou Vista Community Care Center			1	100%	1
JPS HEALTH CENTER AT TRUE WORTH PLACE			1	100%	1
Kroger 705 - The Little Clinic Richmond		1			1
DILELLA			1	100%	1
AURORA CONSOLIDATED LABORATORY			1	100%	1
WHEATON FRANCISCAN LABORATORY			1	100%	1
SEATTLE-KING COUNTY			1	100%	1
A.G. Rhodes		1			1
Hillside Manor Rehabilitation and Extended Care Center		1			1
PREMIUM HOME HEALTH CARE INC			1	100%	1
FLORIDA MEDICAL CLINIC PA GI			1	100%	1
WAKULLA URGENT CARE & DIAGNOSTIC			1	100%	1
The Center at Centennial			1	100%	1
ALLEGANY COUNTY DEPARTMENT OF HEALTH		1			1
FIVE STAR PREMIER RESIDENCES OF POMPANO BEACH			1	100%	1
Kroger 016 - The Little Clinic Centennial		1			1
PALM COTTAGE OPERATOR LLC			1	100%	1
GENESIS HEALTH SYSTEM			1	100%	1
GADSDEN FAMILY PRACTICE		1			1
WORKFORCE HEALTH DEPARTMENT			1	100%	1
CLEVELAND HEARTLAB			1	100%	1
Melbourne Terrace Rehabilitation Center			1	100%	1
MEDEXPRESS URGENT CARE - BECKLEY		1			1
CONSULATE HEALTH CARE OF VERO BEACH			1	100%	1
Walgreens #11724		1			1
LOGAN COUNTY HOSPITAL			1	100%	1
AESTHETIC PHYSICIANS PC			1	100%	1
PEDIATRIC PARTNERS			1	100%	1
GIBSON AREA PRIMARY CARE			1	100%	1
HELIX BIOMEDICS LLC			1	100%	1
FRESENIUS KIDNEY CARE FORT WALTON BEACH			1	100%	1
Diversicare of Smyrna		1			1
WAKE FOREST MEDICAL CENTER LABORATORY			1	100%	1

# COVID-19: testing by laboratory

Data through Mar 4, 2021 verified as of Mar 5, 2021 at 09:25 AM

Data in this report are provisional and subject to change.

The numbers in the table below represent the number of Florida and non-Florida residents for whom test results were received by the Department of Health. A person can be tested by more than one laboratory and can have both positive and negative results. **Therefore, the sum of the numbers in each column will be larger than the total number of people tested.**

Reporting lab	Inconclusive	Negative	Positive	Percent positive	Total
THE MEDICAL CENTER			1	100%	1
HENRY FORD WEST BLOOMFIELD HOSPITAL			1	100%	1
LANGLEY DIALYSIS			1	100%	1
MD NOW MEDICAL CENTERS, INC			1	100%	1
SIGNATURE CARE MIDLAND			1	100%	1
MEDIPLUS CLINIC, INC			1	100%	1
SENCARE MANAGEMENT		1			1
Brown Memorial Home		1			1
THE INTERNAL MEDICAL GROUP		1			1
TIMPANOGOS REGIONAL HOSPITAL			1	100%	1
CARING PROFESSIONAL HEALTH CARE LLC		1			1
WESLEY MEDICAL CENTER			1	100%	1
EVANS FAMILY CARE PA			1	100%	1
CARENOW-MONTGOMERY			1	100%	1
STANDIFER PLACE		1			1
PALMETTO PRIMARY CARE PHYSICIANS			1	100%	1
LIFE CARE CENTER OF HILTON HEAD		1			1
HEALTHPLUS			1	100%	1
GENEVA FAMILY HEALTH			1	100%	1
FLORIDA DIGESTIVE AND LIVER SPECIALISTS			1	100%	1
VANAJA SUREDDI MD PA			1	100%	1
TMH URGENT CARE CENTER			1	100%	1
PAUL C SCHWARTZ & MELVIN L WEIDMAN		1			1
HUNTERS CREEK MEDICAL ASSOCIATES PA		1			1
SC-GA2018 THE RIDGE REHABILITATION & H		1			1
WINCHESTER URGENT CARE, PC		1			1
TEQUESTA FAMILY MEDICAL CENTER LLC			1	100%	1
DOYLESTOWN HOSPITAL			1	100%	1
ATMORE COMMUNITY HOSPITAL			1	100%	1
RAYMOND F CARON MD			1	100%	1
MEDEXPRESS URGENT CARE - DERBY N ROCK		1			1
Heritage of Red Cloud		1			1
BEST CARE COMMUNITY AND FAMILY HEALTH CENTER INC			1	100%	1
MEDICAL ASSOCIATES OF CARTER		1			1
Piqua Manor		1			1
CARE ADVANTAGE			1	100%	1
DIGNITY HEALTH GOHEALTH		1			1
APPLECARE URGENT CARE KINGSLAND			1	100%	1
BETHESDA HOSPITAL			1	100%	1
PROGRESSIVE MEDICAL LAB LLC			1	100%	1
MEDEXPRESS URGENT CARE-BRENTWOOD		1			1
VIRGINIA UROLOGY		1			1
SHP WESTCHESTER LLC		1			1
Signature HealthCare of Bowling Green		1			1
WALKIN MEDICAL URGENT CARE,NEW CITY			1	100%	1
LAB TEST KENDALL LLC		1			1

# COVID-19: testing by laboratory

Data through Mar 4, 2021 verified as of Mar 5, 2021 at 09:25 AM

Data in this report are provisional and subject to change.

The numbers in the table below represent the number of Florida and non-Florida residents for whom test results were received by the Department of Health. A person can be tested by more than one laboratory and can have both positive and negative results. **Therefore, the sum of the numbers in each column will be larger than the total number of people tested.**

Reporting lab	Inconclusive	Negative	Positive	Percent positive	Total
LANGLADE			1	100%	1
Smg At Bridgewater Family Medicine		1			1
MEDCARE QUALITY MEDICAL CENTER LLC			1	100%	1
ROSLYN INTERNAL MEDICINE		1			1
SPORTS MEDICINE CLINIC - U OF WYOMING			1	100%	1
MID-FLORIDA CANCER CENTERS		1			1
JACK M MATHENY II MD			1	100%	1
Life Care Center of Paradise Valley		1			1
PALMETTO CHARTER SCHOOL		1			1
MULTICARE PHYSICIANS			1	100%	1
HORIZON MEDICAL CENTER			1	100%	1
ALL CARE URGENT CARE			1	100%	1
WALGREENS #10308		1			1
ST ANTHONY COMMUNITY HOSPITAL LAB		1			1
SANITAS RESEARCH LLC			1	100%	1
Walgreens #10988		1			1
ELATION HEALTH		1			1
Brio of Johnston		1			1
DEVLAB, LLC			1	100%	1
METRO HEALTH HOSPITAL LABORATORY		1			1
VA Texas Valley Coastal Bend Harlingen HCC		1			1
WARREN GENERAL HOSPITAL			1	100%	1
ADVENTHEALTH SENIOR CARE AT ORMOND			1	100%	1
MEDEXPRESS URGENT CARE - BENTONVILLE		1			1
AVERA SACRED HEART HOSPITAL			1	100%	1
NORTH BREVARD CHILDRENS MEDICAL CENTER			1	100%	1
ASSOCIATES IN INTERNAL MEDICINE PA			1	100%	1
NEMOURS CHILDREN'S PRIMARY CARE			1	100%	1
MEA PRIMARY CARE PLUS BYRAM			1	100%	1
ST FRANCIS MEDICAL CENTER			1	100%	1
NULEASE MEDICAL SOLUTIONS			1	100%	1
DORAL KIDNEY CENTER			1	100%	1
KETTERING MEDICAL CENTER			1	100%	1
Arlington Care Center			1	100%	1
ONSLow COUNTY HEALTH DEPARTMENT			1	100%	1
Wedgewood Manor		1			1
CYPRESS CREEK DIALYSIS CTR			1	100%	1
CLEVELAND CLINIC FLORIDA WAIVED			1	100%	1
MEDEXPRESS URGENT CARE - DANVILLE		1			1
SISTERS MISSION			1	100%	1
PUBLIX PHARMACY #0332		1			1
KEY BISCAYNE PEDIATRIC ASSOCIATES INC			1	100%	1
SELECT SPECIALTY HOSPITAL - ORLANDO SOUTH			1	100%	1
REHABILITATION CENTER OF SOUTH GEORGIA		1			1
Freedom Pointe at The Villages			1	100%	1
VICTORIA PAIN AND REHABILITATION CENTER			1	100%	1

# COVID-19: testing by laboratory

Data through Mar 4, 2021 verified as of Mar 5, 2021 at 09:25 AM

Data in this report are provisional and subject to change.

The numbers in the table below represent the number of Florida and non-Florida residents for whom test results were received by the Department of Health. A person can be tested by more than one laboratory and can have both positive and negative results. **Therefore, the sum of the numbers in each column will be larger than the total number of people tested.**

Reporting lab	Inconclusive	Negative	Positive	Percent positive	Total
USCG AIR STATION CLEARWATER CLINIC			1	100%	1
DORNOCH PLACE DEL PRADO		1			1
TITUSVILLE TOWERS ASSISTED LIVING		1			1
ANY LAB TEST FAST CORP			1	100%	1
PHYSICIANS URGENT CARE			1	100%	1
BREVARD COUNTY JAIL			1	100%	1
NEW YORK STATE DEPARTMENT OF HEALTH			1	100%	1
TMH PHYSICIAN PARTNERS QUINCY			1	100%	1
PALM BEACH DIGESTIVE ASSOCIATES			1	100%	1
SILVERMAN			1	100%	1
BAPTIST HEALTH MEDICAL PLAZA			1	100%	1
Erie VAMC		1			1
ALLEGHENY GENERAL HOSPITAL			1	100%	1
Alden North Shore			1	100%	1
CAH ACQUISITION COMPANY 11 LLC			1	100%	1
RYE BEACH PHARMACY INC		1			1
PROGRESSIVE URGENT CARE, PC			1	100%	1
MID FLORIDA DERMATOLOGY ASSOCIATES PA			1	100%	1
MEDEXPRESS URGENT CARE - RUSSELLVILLE, W MAIN ST		1			1
Juniper Village at Bucks County		1			1
FLORIDA DEPARTMENT OF HEALTH PALM BEACH COUNTY			1	100%	1
MEMORIAL HOSPITAL OF TAMPA			1	100%	1
MEDEXPRESS URGENT CARE - CONWAY		1			1
PEDIATRIC PARTNERS ZEPHYRHILLS			1	100%	1
CMC MERCY LABORATORY			1	100%	1
VITAL CARE			1	100%	1
Glenburn Home		1			1
NEW RIVER HEALTH DISTRICT			1	100%	1
MEDERI CARETENDERS VS OF SE FL LLC DBA			1	100%	1
LOUISIANA STATE LAB			1	100%	1
Orchid Cove at Naples			1	100%	1
Orange City Nursing and Rehab Center			1	100%	1
GALVESTON COUNTY HEALTH DISTRICT			1	100%	1
TANNER CLINIC			1	100%	1
WELLCARE URGENT CARE			1	100%	1
WALGREENS #06025		1			1
TEXAS HEALTH HARRIS METHODIST HOSPITAL			1	100%	1
DAYTONA BEACH CENTRA CARE			1	100%	1
CORE OCCUPATIONAL RESOURCES, LLC			1	100%	1
SHAW MEDICAL GROUP LLC			1	100%	1
St. Catherine's manor of Findlay		1			1
Sherwood Oaks Health Center			1	100%	1
SKY LAKES MEDICAL CENTER		1			1
MINUTECLINIC DIAGNOSTIC OF KANSAS, PC		1			1
Kroger 588 - The Little Clinic Thompsons Station		1			1
ALL PRO ORTHOPEDICS & SPORTS MEDICINE, PA			1	100%	1



# COVID-19: testing by laboratory

Data through Mar 4, 2021 verified as of Mar 5, 2021 at 09:25 AM

Data in this report are provisional and subject to change.

The numbers in the table below represent the number of Florida and non-Florida residents for whom test results were received by the Department of Health. A person can be tested by more than one laboratory and can have both positive and negative results. **Therefore, the sum of the numbers in each column will be larger than the total number of people tested.**

Reporting lab	Inconclusive	Negative	Positive	Percent positive	Total
ORMOND PEDIATRICS PA			1	100%	1
CONCENTRA - TAMPA EAST		1			1
CVS NC7057POCT SHELBY		1			1
American Fork Care Center dba Heritage Care Center		1			1
FIT4LIFE MEDICAL CENTER			1	100%	1
NORTHEAST FLORIDA INTERNAL MEDICINE PA		1			1
Parkside Manor		1			1
MEDEXPRESS URGENT CARE - MT EPHRAIM		1			1
CVS NE2741POCT LA VISTA		1			1
MEDICAL EXAMINERS OFFICE, LEESBURG			1	100%	1
HOUSTON MEDICAL CENTER			1	100%	1
CROZER-CHESTER MEDICAL CENTER			1	100%	1
Altenheim Senior Living		1			1
HELIX URGENT CARE			1	100%	1
KIOSK MEDICINE KENTUCKY LLC		1			1
SYNAPSE ANALYTICAL LABS		1			1
HSRE-ASL CASSELBERRY TRS, LLC			1	100%	1
MOUNT SINAI COMPREHENSIVE CANCER CENTER			1	100%	1
Ashland Place Health and Rehabilitation, LLC		1			1
WESTON COUNTY HEALTH SERVICES			1	100%	1
Bolingreen Health and Rehabilitation		1			1
CLIFTON-FINE HOSPITAL LABORATORY		1			1
WILMINGTON NURSING AND REHAB			1	100%	1
BNJ		1			1
TILLAMOOK COUNTY GENERAL HOSPITAL LAB		1			1
HEARTLAND PHARMACY SEBRING			1	100%	1
Walgreens #5421		1			1
CHATSWORTH ASSISTED LIVING COMMUNITY AT PGA NATIONAL			1	100%	1
Kroger 569 - The Little Clinic Gallatin		1			1
ATHENS MEDICAL CENTER			1	100%	1
LOWER KEYS COMMUNITY HEALTH CENTER			1	100%	1
Kroger 518 - The Little Clinic Hermitage		1			1
EXACCARE KINGSTON, LLC			1	100%	1
LIFESTREAM BEHAVIORAL CENTER INC			1	100%	1
Waycross VA CBOC		1			1
HALE KUPUNA HERITAGE HOME		1			1
Kroger - KRO03400316			1	100%	1
DEVITA		1			1
WELLINGTON WEST 100176			1	100%	1
SUN CITY DIAGNOSTIC CENTER			1	100%	1
Consulate Health Care of Tallahassee			1	100%	1
ORLANDO PHYSICIAN NETWORK		1			1
HUDSON REGIONAL HOSPITAL			1	100%	1
MEDEXPRESS URGENT CARE - HADLEY		1			1
ALABAMA REFERENCE LAB			1	100%	1
ELKTON TRANSITIONAL CARE CENTER		1			1

# COVID-19: testing by laboratory

Data through Mar 4, 2021 verified as of Mar 5, 2021 at 09:25 AM

Data in this report are provisional and subject to change.

The numbers in the table below represent the number of Florida and non-Florida residents for whom test results were received by the Department of Health. A person can be tested by more than one laboratory and can have both positive and negative results. **Therefore, the sum of the numbers in each column will be larger than the total number of people tested.**

Reporting lab	Inconclusive	Negative	Positive	Percent positive	Total
CLEVELAND CLINIC OHIO LABORATORIES			1	100%	1
SEVEN HILLS HEALTHCARE GROUP LLC DBA		1			1
NEW HORIZON PRIMARY CARE LLC			1	100%	1
SACRED HEART MEDICAL CENTER			1	100%	1
FLORIDA HEALTH CARE MEDICAL GROUP		1			1
ENCORE AT BOCA RATON, THE			1	100%	1
AVON PARK CLUSTER		1			1
STUDENT HEALTH CENTER			1	100%	1
Kroger 894 - The Little Clinic NEC		1			1
GOOD SAMARITAN HOSPITAL			1	100%	1
PROVIDENCE PORTLAND MEDICAL CENTER		1			1
SOUTH DADE NURSING & REHABILITATION CENTER			1	100%	1
MEMORIAL HOSPITAL AT GULFPORT			1	100%	1
GATEWAY FAMILY HEALTH CLINIC			1	100%	1
CVS OH6164POCT DELAWARE		1			1
BRIDGEWAY CENTER INC			1	100%	1
COVE AT THE MARBELLA,THE			1	100%	1
BAPTIST EMERGENCY HOSPITAL - KELLY			1	100%	1
Kroger 618 - The Little Clinic Trail Creek Village		1			1
ADVENTHEALTH HOME CARE WATERMAN			1	100%	1
NEW YORK UNIVERSITY MEDICAL CENTER			1	100%	1
LIFELINK TRANSPLANT INSTITUTE LAB			1	100%	1
MEMORIAL SATILLA HEALTH			1	100%	1
JOHN PETER SMITH HOSPITAL- OB TRIAGE			1	100%	1
Mountain City Care and Rehabilitation Center		1			1
ALBANY MEDICAL CENTER			1	100%	1
RENOWN REGIONAL MEDICAL CENTER			1	100%	1
STEPHENS COUNTY HOSPITAL			1	100%	1
UNIVERSITY OF VERMONT MEDICAL CENTER			1	100%	1
Signature Healthcare of Palm Beach			1	100%	1
SOMA MEDICAL CENTER PA #3 PALOMINO			1	100%	1
CHOTA COMMUNITY HEALTH SERVICES		1			1
JOHNSON & JOHNSON VISION CARE-VISTAKON			1	100%	1
LONESTAR 24HRER MANAGEMENT LLC DBA LONESTAR 24HRER			1	100%	1
YUMA REGIONAL MEDICAL CENTER			1	100%	1
WALGREENS NO 10512			1	100%	1
MY WELLNESS EXPRESS			1	100%	1
Salem Hills Rehabilitation and Nursing Center		1			1
FLORIDA CLINICAL RESEARCH CENTER, LLC			1	100%	1
CENTRAL CAROLINA HOSPITAL			1	100%	1
ASHLEY PEDIATRICS DAY & NIGHT CLINIC			1	100%	1
WESTCOAST FAMILY PRACTICE		1			1
2504-HOMEWOOD		1			1
SOUTHERN WINDS			1	100%	1
CVS OH3980POCT KENT		1			1
Kroger 49 - The Little Clinic Wichita - 21st St.			1	100%	1

# COVID-19: testing by laboratory

Data through Mar 4, 2021 verified as of Mar 5, 2021 at 09:25 AM

Data in this report are provisional and subject to change.

The numbers in the table below represent the number of Florida and non-Florida residents for whom test results were received by the Department of Health. A person can be tested by more than one laboratory and can have both positive and negative results. **Therefore, the sum of the numbers in each column will be larger than the total number of people tested.**

Reporting lab	Inconclusive	Negative	Positive	Percent positive	Total
CORPUS CHRISTI MEDICAL CENTER			1	100%	1
MIL LAKE HEALTHCARE CENTER INC PEDIATRICS			1	100%	1
NORTH FLORIDA FAMILY MEDICINE			1	100%	1
DW MCMILLAN MEMORIAL HOSPITAL LABORATORY			1	100%	1
COMMONWEALTH OF VIRGINIA DIVISION OF CONSOLIDATED LABORATORY SERVICES			1	100%	1
LABTEST LLC LABTEST DIAGNOSTICS			1	100%	1
TOMAH VAMC			1	100%	1
BAPTIST HOSPITAL PRIMARY CARE GULF BREEZE			1	100%	1
ST JOHNS PEDIATRICS PA		1			1
DEACONESS URGENT CARE CENTER			1	100%	1
MEDCOR, INC			1	100%	1
BORINQUEN HEALTH CENTER			1	100%	1
OAKWOOD HOSPITAL - SOUTHSORE			1	100%	1
NORTH PALM BEACH DIALYSIS CENTER			1	100%	1
COUNTRYSIDE PEDIATRIC CARE PA			1	100%	1
Valley View Health and Rehabilitation, LLC		1			1
ASCENSION ST VINCENT'S - WESTSIDE			1	100%	1
TRIHEALTH			1	100%	1
TRAFALGAR DIALYSIS			1	100%	1
PANCARE HEALTH - NORTHSIDE ELEMENTARY			1	100%	1
SEASONS HOSPICE AND PALLIATIVE CARE OF			1	100%	1
ARISTACARE AT MANCHESTER		1			1
USA Healthcare LTC, LLC - Folsom Center for Rehabilitation & Healthca		1			1
TOXUSALABS DBA CONNECTDX LABS		1			1
PATHLAB SERVICES			1	100%	1
IMMY LABS			1	100%	1
Kroger 086 - The Little Clinic Broomfield-Sheridan		1			1
ANSWERS RESOURCE FACILITY		1			1
MINUTECLINIC DIAGNOSTIC OF NH, LLC (CL		1			1
UF HEALTH THE VILLAGES			1	100%	1
BELLMORE PEDIATRICS		1			1
LYSTER MAIN LAB, FT RUCKER		1			1
BETHESDA DIALYSIS			1	100%	1
SUNSHINE PEDIATRICS OF LUTz			1	100%	1
CVS MA41POCT TAUNTON		1			1
RED BUG LAKE ROAD OVIEDO COVID			1	100%	1
TUNIS STREET GROUP HOME		1			1
PROMUS DIAGNOSTICS, LLC			1	100%	1
LAS PALMAS MEDICAL CENTER			1	100%	1
SELF REGIONAL HEALTHCARE			1	100%	1
MY URGENT CARE CLINIC			1	100%	1
FAIRVIEW SOUTHDAL			1	100%	1
BAYLOR SCOTT & WHITE MEDICAL SURGICAL CLINIC			1	100%	1
LabCorp of America			1	100%	1
ACCOMPLISHED HOME CARE		1			1
HARRIS URGENT CARE CENTER			1	100%	1

# COVID-19: testing by laboratory

Data through Mar 4, 2021 verified as of Mar 5, 2021 at 09:25 AM

Data in this report are provisional and subject to change.

The numbers in the table below represent the number of Florida and non-Florida residents for whom test results were received by the Department of Health. A person can be tested by more than one laboratory and can have both positive and negative results. **Therefore, the sum of the numbers in each column will be larger than the total number of people tested.**

Reporting lab	Inconclusive	Negative	Positive	Percent positive	Total
VELOCITY URGENT CARE - LITTLE CREEK			1	100%	1
CLERMONT PEDIATRICS, PA			1	100%	1
CHRISTIAN REST HOME ASSOC		1			1
NASON HOSPITAL			1	100%	1
MEDICAL ASSOCIATES OF BREVARD LLC		1			1
ACUPATH LABORATORIES INC			1	100%	1
CARESPOT - LEE VISTA			1	100%	1
RURAL/METRO MIDSOUTH,		1			1
ALLIANCE MD DIRECT PRIMARY CARE			1	100%	1
MEDICAL SPECIALISTS OF THE PALM BEACHES INC			1	100%	1
PM PEDIATRICS OF BAYSIDE PLLC - BELLER		1			1
MEADOWS PARK HEALTH AND REHABILITATION		1			1
Bethany Manor		1			1
CROSS CREEK HEALTH CARE		1			1
PIONEER CLINICAL RESEARCH LLC			1	100%	1
COLOMBO'S PHARMACY		1			1
Chestnut Ridge Nursing & Rehab		1			1
CVS AZ9277POCT TUCSON		1			1
FLORIDA HOSPITAL LAB			1	100%	1
BOND COUNTY HEALTH DEPARTMENT			1	100%	1
Florida Baptist Retirement Center		1			1
BL DIAGNOSTICS LLC			1	100%	1
PARK AVENUE PEDIATRICS PC		1			1
Signature Healthcare of Georgetown		1			1
Fairview			1	100%	1
LIFEGUARD AMBULANCE SERVICE LLC - BAY COUNTY			1	100%	1
DIMMIT REGIONAL HOSPITAL			1	100%	1
TAMPA HEALTH CARE PROVIDERS PA		1			1
MOUNT SINAI MEDICAL CENTER AVENTURA ER			1	100%	1
Hillside Rehab and Care Center			1	100%	1
SJMC PHYSICIAN SERVICES			1	100%	1
HABANA HEALTH CARE CENTER			1	100%	1
SANTA BARABARA ALF LLC (THE WINDSOR)			1	100%	1
CURELOGICS WOUND CARE & HYPERBARIC CENTER		1			1
CARESPOT EXPRESS HEALTHCARE BOYNTON BEACH			1	100%	1
Strasburg Care Center		1			1
Walgreens #5065		1			1
MAYO MEDICAL LABORATORIES			1	100%	1
HOWELL BRANCH COURT			1	100%	1
COMMUNITY MEDICAL CARE			1	100%	1
THE LITTLE CLINIC, LLC			1	100%	1
PARK AVENUE DERMATOLOGY NORTH			1	100%	1
BAXTER REGIONAL MEDICAL CENTER			1	100%	1
TWIN			1	100%	1
ST ANTHONY'S PINELLAS CARE CLINIC			1	100%	1
BROOKDALE AVONDALE (BU 04360)			1	100%	1

# COVID-19: testing by laboratory

Data through Mar 4, 2021 verified as of Mar 5, 2021 at 09:25 AM

Data in this report are provisional and subject to change.

The numbers in the table below represent the number of Florida and non-Florida residents for whom test results were received by the Department of Health. A person can be tested by more than one laboratory and can have both positive and negative results. **Therefore, the sum of the numbers in each column will be larger than the total number of people tested.**

Reporting lab	Inconclusive	Negative	Positive	Percent positive	Total
SCRIPTS PLUS INC DBA THE MEDICINE SHOP		1			1
INDIAN RIDGE		1			1
COASTAL ER IX, PHYSICIANS PREMIER			1	100%	1
PREMIER FAMILY AND SPORTS MEDICINE LLC			1	100%	1
JACKSBORO URGENT CARE			1	100%	1
RIVERSIDE REGIONAL MED CENTER			1	100%	1
WATERBURY HOSPITAL REFERENCE LAB			1	100%	1
West Bay of Tampa Center			1	100%	1
Kroger 670 - The Little Clinic Powell		1			1
PORTAGE MEDICAL CENTER			1	100%	1
BOCA GENERAL AND FAMILY MEDICINE		1			1
MERCY HOME		1			1
NFRC CLINICAL LAB			1	100%	1
TITUS REGIONAL MEDICAL CENTER			1	100%	1
JUP Serology SubSection			1	100%	1
HOLSTON MEDICAL GROUP		1			1
CLUB HEALTH AND REHABILITATION CENTER, THE		1			1
FAMILY PHYSICIANS OF WINTER PARK, INC			1	100%	1
ATHENS LIMESTONE HOSPITAL		1			1
COMMUNITY MEDICAL CENTER-ORANGE CITY		1			1
ADVANCED URGENT CARE PLLC		1			1
HALEYVILLE HEALTH CARE CENTER		1			1
TEVAPHARM			1	100%	1
RABI SINHA, MD		1			1
SUNCOAST PRIMARY CARE LLC			1	100%	1
BASCOM PALMER-MICRO LAB			1	100%	1
KENT		1			1
Metairie Healthcare Center			1	100%	1
GREYSTONE HOME HEALTH OF GREATER ORLANDO LLC		1			1
MERRILL GARDENS AT CHAMPIONSGATE			1	100%	1
Kroger 683 - The Little Clinic Foothills Plaza		1			1
NULL			1	100%	1
ARNOLD PALMER HOSPITAL LAB POCT		1			1
New York Harbor Harbor HCS - Brooklyn Campus		1			1
HEALTHCARE AND REHAB OF SANFORD			1	100%	1
Maple Lane Nursing Home		1			1
Eagle Point Health Care Center		1			1
ORDRS, INC.			1	100%	1
ADVENTHEALTH MEDICAL GROUP OBSTETRICS			1	100%	1
CVS AZ5026POCT MESA		1			1
ORANGE PEDIATRICS PA			1	100%	1
KINGWOOD EMERGENCY CENTER			1	100%	1
SYCAMORE MEDICAL CENTER-KETTERING HEALTH NETWORK			1	100%	1
CVS IL2297652CV CHICAGO		1			1
BOCA CIEGA CENTER			1	100%	1
Woodstock Nursing and Rehabilitation Center		1			1

# COVID-19: testing by laboratory

Data through Mar 4, 2021 verified as of Mar 5, 2021 at 09:25 AM

Data in this report are provisional and subject to change.

The numbers in the table below represent the number of Florida and non-Florida residents for whom test results were received by the Department of Health. A person can be tested by more than one laboratory and can have both positive and negative results. **Therefore, the sum of the numbers in each column will be larger than the total number of people tested.**

Reporting lab	Inconclusive	Negative	Positive	Percent positive	Total
ACCESS HEALTH CARE PHYSICIANS, LLC		1			1
FASTMED URGENT CARE			1	100%	1
EMERGENCY CARE SERVICES LAB AT JFK MEDICAL CENTER			1	100%	1
BROOKDALE FORT WALTON BEACH			1	100%	1
BAYSTATE REFERENCE LABORATORY			1	100%	1
SONORAN DESERT PATHOLOGY			1	100%	1
BATESVILLE - SHERWOOD URGENT CARE			1	100%	1
Seal Rock Healthcare		1			1
SAINT JOSEPH'S HOSPITAL AND MEDICAL CENTER		1			1
LANCASHIRE HALL NURSING AND REHABILITATION CENTER		1			1
LOUNDRY		1			1
VAULT MEDICAL SERVICES			1	100%	1
OCCUPATIONAL HEALTH CENTER		1			1
PALM COAST DIALYSIS		1			1
AVALON MEDICAL GROUP			1	100%	1
MEDICAL ARTS LABORATORY			1	100%	1
LP ELIZABETHTON		1			1
CHI ST. LUKE'S HEALTH BCM MEDICAL CENTER			1	100%	1
URGENT CARE OF KANSAS CITY			1	100%	1
BAYLOR SCOTT AND WHITE MEDICAL CENTER -CENTENNIAL			1	100%	1
MIDWEST COVENANT HOME, INC		1			1
Kroger 97 - The Little Clinic Hutchinson		1			1
ORMOND BEACH DIALYSIS			1	100%	1
KEATING SPORTS CENTER		1			1
C V S / PHARMACY #4396		1			1
Arlington Health and Rehabilitation		1			1
DUKE UNIVERSITY POINT OF CARE TESTING PROGRAM			1	100%	1
PALM BEACH COUNTY HEALTH DEPT.			1	100%	1
ENT & ALLERGY ASSOCIATES, LLP - SLEEPY HOLLOW (ABBOTT)		1			1
ASCARATE DIALYSIS			1	100%	1
URGENTMED PLANTATION			1	100%	1
PLANT CITY FAMILY CARE		1			1
HALIFAX HEALTH PRIMARY CARE			1	100%	1
CARENOW MIDTOWN			1	100%	1
GATEWAY LABORATORIES		1			1
TRUCARE LIVING CENTERS - SELMA			1	100%	1
WAYNE COUNTY PUBLIC HEALTH		1			1
SANTA MONICA CA-UCLA MC			1	100%	1
FLAGLER MEDICAL ASSOCIATES PA			1	100%	1
Troy Center for Rehabilitation & Nursing		1			1
FLORIDA CLINICAL LABORATORY INC DBA			1	100%	1
PAMC MICRO LAB			1	100%	1
RELiance HOME HEALTH CARE INC		1			1
AMERICAN LAB LLC		1			1
BRONSON METHODIST HOSPITAL			1	100%	1
AMERICAN DRUG TESTING LAB LLC			1	100%	1

# COVID-19: testing by laboratory

Data through Mar 4, 2021 verified as of Mar 5, 2021 at 09:25 AM

Data in this report are provisional and subject to change.

The numbers in the table below represent the number of Florida and non-Florida residents for whom test results were received by the Department of Health. A person can be tested by more than one laboratory and can have both positive and negative results. **Therefore, the sum of the numbers in each column will be larger than the total number of people tested.**

Reporting lab	Inconclusive	Negative	Positive	Percent positive	Total
FAMILY MEDICAL CLINIC KENDALL LLC			1	100%	1
CVS NV5942POCT LAS VEGAS		1			1
ORLANDO HEALTH MEDICAL GROUP			1	100%	1
ST JOHN'S MEDICAL CENTER, TETON VILLAGE			1	100%	1
MINUTE CLINIC DIAGNOSTIC PA			1	100%	1
BMC MAYPORT			1	100%	1
Kroger 006 - The Little Clinic Uintah Gardens		1			1
CHILDRENS SPECIALIST PEDIATRIC PULMMOLOGY &			1	100%	1
DOCTORS CHOICE HOME CARE INC			1	100%	1
Senatobia Healthcare & Rehab		1			1
MERITER LABORATORIES			1	100%	1
MISSION HOSPITAL			1	100%	1
MEDICAL CENTER			1	100%	1
Manor Care Health Care Services - Williamsport North		1			1
CVS TX7431POCT ROWLETT		1			1
BRIGHAM YOUNG UNIV STUDENT HEALTH CTR			1	100%	1
AUTUMN CARE OF STATESVILLE, LLC		1			1
Kroger 753 - The Little Clinic Goss Avenue		1			1
BAPTIST HOSPITAL LABORATORY			1	100%	1
COLLIER BLVD HMA PHYSICIANS MANAGEMENT LLC			1	100%	1
ADVENTHEALTH MEDICAL GROUP INTERNAL MEDICINE AT MILLS			1	100%	1
WEILL CORNELL MEDICAL ASSOCIATES - EAST SIDE		1			1
PENSACOLA PATHOLOGY		1			1
ALLIED PEDIATRICS & FAMILY MEDICINE			1	100%	1
Kroger 419 - The Little Clinic Farmington/Exeter		1			1
SUMMER PLACE NURSING & REHABILITATION		1			1
EUGENE T FINAN, MD			1	100%	1
RED HOOK FAMILY PRACTICE		1			1
MEDCOR INC			1	100%	1
METROPOLITAN			1	100%	1
JAX FAMILY CARE		1			1
LITTLE FALLS HOSPITAL LABORATORY		1			1
BEAUMONT HOSPITAL			1	100%	1
SUN CLINICAL LABORATORIES			1	100%	1
LITTLE COMPANY OF MARY HOSPITAL			1	100%	1
ORCHID TERRACE		1			1
FLAGLER COUNTY BOARD OF COUNTY COMMISSIONERS			1	100%	1
ANDERSON FAMILY MEDICINE			1	100%	1
VISTA LAKE ASSISTED LIVING			1	100%	1
Kroger 682 - The Little Clinic Combs and Gantzel		1			1
SUNCOAST BEHAVIORAL HEALTH CENTER			1	100%	1
FLORIDA HOME HEALTH			1	100%	1
SANFORD HOME		1			1
PEDIATRIC ASSOCIATES - DORAL			1	100%	1
SURGERY CENTER, THE			1	100%	1
JACKSON MADISON CO. GEN. HOSPITAL			1	100%	1

# COVID-19: testing by laboratory

Data through Mar 4, 2021 verified as of Mar 5, 2021 at 09:25 AM

Data in this report are provisional and subject to change.

The numbers in the table below represent the number of Florida and non-Florida residents for whom test results were received by the Department of Health. A person can be tested by more than one laboratory and can have both positive and negative results. **Therefore, the sum of the numbers in each column will be larger than the total number of people tested.**

Reporting lab	Inconclusive	Negative	Positive	Percent positive	Total
BRIAN C GRINER MD LLC			1	100%	1
EILEEN TURBESSI MD PA		1			1
HUNEYCUTT FAMILY PRACTICE			1	100%	1
WY RETIREMENT CENTER		1			1
Victoria Manor		1			1
MARTIN HEALTH PHYSICIAN GROUP			1	100%	1
FLORIDA EPIDEMIOLOGY PROGRAM			1	100%	1
JACKSONVILLE HEALTH & REHAB		1			1
CAREFIRST URGENT CARE - BEECHMONT			1	100%	1
Rockcastle Health and Rehab		1			1
SMITH			1	100%	1
BLUFFTON HEALTH CENTER			1	100%	1
MEDICAL ASSOCIATES OF THE SHOALS		1			1
Fairhaven Retirement Community		1			1
GOOD PEDIATRICS			1	100%	1
Autumn Care of Suffolk		1			1
KENNEDY BOULEVARD DIALYSIS			1	100%	1
PRIMARY CARE GROUP LLC		1			1
Brown Nursing Home		1			1
Kroger 390 - The Little Clinic North College Hill		1			1
PRACTITIONERS IN MOTION			1	100%	1
WINDSOR MANOR			1	100%	1
PENINSULA REGIONAL MED CTR LAB			1	100%	1
Garden View Care Center at Dougherty Ferry		1			1
Le Roy Village Green		1			1
HEALTHFORCE PARTNERS INC			1	100%	1
Waters of Covington		1			1
CVS OH3306POCT AKRON		1			1
The Evangelical Lutheran Good Samaritan Society Prescott Village		1			1
Kroger 970 - The Little Clinic Westfield			1	100%	1
FREDERICK MEMORIAL HOSPITAL			1	100%	1
SOUTH FLORIDA URGENT CARE CENTERS, LLC			1	100%	1
MED-LAKE LABORATORY, LLC			1	100%	1
SOUTHEAST MISSOURI HOSPITAL		1			1
BSA PHYSICIANS GROUP, INC D/B/A BSA FAMILY MEDICAL			1	100%	1
VILLAGES HEALTH SYSTEM, LLC, THE			1	100%	1
Kingston Care Center of Fort Wayne		1			1
CENTRAL FLORIDA MEDICAL CARE			1	100%	1
BLACKBAG DIGITAL HEALTH LLC		1			1
EMERSON HOSPITAL LABORATORY			1	100%	1
Arbors at Marietta		1			1
THE NEW JEWISH HOME		1			1
WYOMING COUNTY DEPARTMENT OF HEALTH		1			1
OCEANVIEW NURSING AND REHABILITAION CENTER			1	100%	1
UHEALTH CORAL SPRINGS			1	100%	1
Englewood Health Care Center		1			1



# COVID-19: testing by laboratory

Data through Mar 4, 2021 verified as of Mar 5, 2021 at 09:25 AM

Data in this report are provisional and subject to change.

The numbers in the table below represent the number of Florida and non-Florida residents for whom test results were received by the Department of Health. A person can be tested by more than one laboratory and can have both positive and negative results. **Therefore, the sum of the numbers in each column will be larger than the total number of people tested.**

Reporting lab	Inconclusive	Negative	Positive	Percent positive	Total
Heritage Health of Peru			1	100%	1
Lenbrook		1			1
HAWAII DEPARTMENT OF HEALTH LAB			1	100%	1
VA Greater LA HCS-Santa Maria OPC			1	100%	1
CVS TX1057POCT SAN ANTONIO		1			1
HENRICO DOCTOR'S LABORATORY			1	100%	1
CLEVELAND CLINIC AKRON GENERAL			1	100%	1
LIBERTY HEALTH CENTER			1	100%	1
ACCESS 365 URGENT CARE LLC			1	100%	1
LAKEVIEW REGIONAL HOSPITAL			1	100%	1
CHC SOUTHWEST FLORIDA LAB-LIVE			1	100%	1
LAKE COMMUNITY ACTION AGENCY		1			1
FAST PACE URGENT CARE			1	100%	1
IVAN, MAYA			1	100%	1
EXPRESS WALK IN MEDICAL CENTER			1	100%	1
CENTRAL JERSEY URGENT CARE OF GREEN BR		1			1
BLANCHARD VALLEY HOSPITAL LABORATORY			1	100%	1
CAROMONT HEALTH			1	100%	1
CVS IL2297144CV CHICAGO		1			1
UNITYPOINT HEALTH TRINITY			1	100%	1
COLUMBIA CREST CARE & RAHAB		1			1
Kroger 825 - The Little Clinic Dorothy Lane		1			1
GARDEN VIEW CARE CENTER		1			1
Vi at Aventura		1			1
PROVIDENCE ST. PATRICK HOSPITAL			1	100%	1
SUTTER GOULD MEDICAL FOUNDATION			1	100%	1
ELEMENTS PHARMACY			1	100%	1
LCMC LAB SUBSECTION		1			1
VETERANS AFFAIRS MEDICAL CENTER - EAST ORANGE			1	100%	1
NEW ERA HEALTH CENTER INC		1			1
Trucare Living Centers - Columbus		1			1
Eddy Memorial Geriatric Center		1			1
ELLIS HOSPITAL URGENT CARE CENTER LAB		1			1
LARKIN COMMUNITY HOSPITAL PALM SPRINGS CAMPUS			1	100%	1
CATHEDRAL GERONTOLOGY CENTER DBA CATHEDRAL CARES			1	100%	1
MY INSTADOC - HOWELL URGENT CARE		1			1
HCA HOUSTON ER 24/7			1	100%	1
WEST BOCA MEDICAL CENTER			1	100%	1
TREASURE COAST COMMUNITY HEALTH INC			1	100%	1
Louis Stokes Cleveland VA - Midtown Dialysis Center		1			1
BAPTIST HEALTH EXPRESS CARE			1	100%	1
ENCOMPASS HEALTH REHABILITATION HOSPITAL OF MIAMI			1	100%	1
CLINICAL PATHOLOGY LABORATORIES SOUTHEAST INC			1	100%	1
ABBOTT LABORATORIES - OCCUPATIONAL HEALTH SERVICES			1	100%	1
MEDCARE-GARNERS FERRY			1	100%	1
MALUHIA		1			1

# COVID-19: testing by laboratory

Data through Mar 4, 2021 verified as of Mar 5, 2021 at 09:25 AM

Data in this report are provisional and subject to change.

The numbers in the table below represent the number of Florida and non-Florida residents for whom test results were received by the Department of Health. A person can be tested by more than one laboratory and can have both positive and negative results. **Therefore, the sum of the numbers in each column will be larger than the total number of people tested.**

Reporting lab	Inconclusive	Negative	Positive	Percent positive	Total
PREMIER MOBILE HEALTH SERVICES, LLC			1	100%	1
OKLAHOMA BLOOD INSTITUTE			1	100%	1
DEL PRADO MEDICAL CENTER, INC		1			1
ST CATHERINE HOSPITAL LABORATORY			1	100%	1
TARRANT MEDICAL ASSOCIATES			1	100%	1
SPINE & PAIN CONSULTANT PLLC		1			1
Bay View Nursing and Rehabilitation Center			1	100%	1
QHG OF ENTERPRISE INC (DBA MEDICAL CTR		1			1
AMERICAN FAMILY CARE URGENT CARE		1			1
NORTH FL SOUTH GA HCS-LAKE CITY			1	100%	1
SUPERKIDS PEDIATRICS			1	100%	1
AFC/DOCTORS EXPRESS NORTH BERGEN		1			1
ADVANCED CARDIOVASCULAR DIAGNOSTICS OF FL			1	100%	1
PARTNERS IN PRIMARY CARE		1			1
Lopatcong Center		1			1
SOWAL HEALTH & DRUG			1	100%	1
TRAVIS LEE THOMPSON MD			1	100%	1
WOODHILLS LABS			1	100%	1
NF Escambia, LLC DBA Olive BranchHealth and Rehabilitaion Center			1	100%	1
Vibralfie of El Paso Rehabilitation Center			1	100%	1
WAYCROSS INTRTNAL MEDICINE			1	100%	1
ASPIRUS WAUSAU HOSPITAL			1	100%	1
FAMILY MEDICINE AT KISSIMMEE		1			1
HCL LABORATORIES			1	100%	1
CHESAPEAKE REGIONAL MEDICAL CENTER			1	100%	1
APPLECARE BRUNSWICK			1	100%	1
Cooperstown Center for Nursing and Rehabilitation		1			1
CVS OH6167POCT ASHLAND		1			1
MED TECH CLINICAL LABORATORY		1			1
ASHLEY PEDICATRICS DAY AND NIGHT CLINIC			1	100%	1
NANCY M WORTHINGTON MD PA			1	100%	1
JOHNSON MEDICAL SERVICES			1	100%	1
TANGLEWOOD MANOR		1			1
CENTRAL TX MEDICAL CENTER - LAB			1	100%	1
PHYSICIANS PREMIER			1	100%	1
DONALSONVILLE HOSPITAL			1	100%	1
DOCTOR TODAY URGENT CARE			1	100%	1
CENTRAL TX URGENT CARE			1	100%	1
CFCH - FROSTPROOF			1	100%	1
NORTH SHORE HEMATOLOGY-ONCOLOGY ASSOCIATES		1			1
STANLY REGIONAL MEDICAL CENTER			1	100%	1
FLORIDA STATE UNIVERSITY HEALTH SERVICES			1	100%	1
WINCHESTER HOSPITAL			1	100%	1
GOOD SAMARITAN SOCIETY - DE SMET		1			1
LSU MEDICAL CENTER			1	100%	1
PowerBack Piscataway Center		1			1

# COVID-19: testing by laboratory

Data through Mar 4, 2021 verified as of Mar 5, 2021 at 09:25 AM

Data in this report are provisional and subject to change.

The numbers in the table below represent the number of Florida and non-Florida residents for whom test results were received by the Department of Health. A person can be tested by more than one laboratory and can have both positive and negative results. **Therefore, the sum of the numbers in each column will be larger than the total number of people tested.**

Reporting lab	Inconclusive	Negative	Positive	Percent positive	Total
ADVANTA LABS, LLC		1			1
Kroger 923 - The Little Clinic Centerville		1			1
CVS AZ3749POCT GOODYEAR		1			1
CHIPLEY DIALYSIS			1	100%	1
HEART HOSPITAL OF LAFAYETTE: EMERGENCY ROOM			1	100%	1
TAMPA GENERAL MEDICAL GROUP LABORATORY HEALTHPARK			1	100%	1
DEERFIELD BEACH REHABILITATION AND NURSING			1	100%	1
Village Green Health & Rehabilitation		1			1
Central Park Healthcare & Rehabilitation Center		1			1
ALPHA 1 ANTITRYPSIN RESEARCH PROGRAM			1	100%	1
DECATUR MORGAN HOSPITAL - DECATUR GENE		1			1
CELEBRATION HOSPITAL			1	100%	1
SONNI'S PEDIATRICS			1	100%	1
TMH PHYSICIAN PARTNERS			1	100%	1
Kroger 524 - The Little Clinic Iron Bridge Road		1			1
NORTHEAST TEXAS DIALYSIS		1			1
SUMMIT LABORATORY			1	100%	1
Kroger 379 - The Little Clinic Stony Brook		1			1
TMH CANCER CENTER LABORATORY			1	100%	1
EAST FL CORE LAB			1	100%	1
Holly Hill Healthcare Center			1	100%	1
GARDENS AT MAPLEWOOD			1	100%	1
PELICAN STATE OUTPATIENT CENTER			1	100%	1
Kroger 531 - The Little Clinic Waterville		1			1
JOSHUA E CHESIR MD		1			1
ROYAL OAK MEDICAL CENTER LLC DBA CHARACTER FAMILY			1	100%	1
ADAMS COUNTY HEALTH DEPARTMENT			1	100%	1
NORTH RIVER FAMILY HEALTH CENTER			1	100%	1
PEDIATRIC URGENT CARE CENTR OF FORT WORTH-LA GRAN			1	100%	1
BEAUMONT URGENT CARE		1			1
SAWGRASS PEDIATRIC PARTNERS LLC			1	100%	1
INTERNAL MEDICINE EMILIA MURRAY MD PA		1			1
NYU LANGONE AMBULATORY CARE LAKE SUCCE		1			1
XSTREMEMD			1	100%	1
BETHESDA HEALTH PHYSICIANS GROUP		1			1
NEW YORK CITY DEPARTMENT OF HEALTH			1	100%	1
KIDS CARE PEDIATRICS PA			1	100%	1
ROUTE 16 PHARMACY LLC DBA HOLLAND PHAR		1			1
Mountain View Manor			1	100%	1
B2 URGENT CARE			1	100%	1
MEDEX CLINIC LLC			1	100%	1
ADVENTHEALTH DURAND			1	100%	1
HAPPY KIDZ PEDIATRICS PL			1	100%	1
EVENING PEDIATRICS INC			1	100%	1
NHC DICKSON		1			1
CYPRESS CREEK OUTPATIENT SURGICAL CTR, LLC			1	100%	1

# COVID-19: testing by laboratory

Data through Mar 4, 2021 verified as of Mar 5, 2021 at 09:25 AM

Data in this report are provisional and subject to change.

The numbers in the table below represent the number of Florida and non-Florida residents for whom test results were received by the Department of Health. A person can be tested by more than one laboratory and can have both positive and negative results. **Therefore, the sum of the numbers in each column will be larger than the total number of people tested.**

Reporting lab	Inconclusive	Negative	Positive	Percent positive	Total
TARRYTOWN PHARMACY			1	100%	1
Brynwood Health & Rehabilitation Center			1	100%	1
ST. PETERSBURG PEDIATRICS-SEMINOLE			1	100%	1
MERCY HEALTH			1	100%	1
LADY OF THE SEA HOSPITAL LAB			1	100%	1
MEDEXPRESS URGENT CARE - ST CLAIR, CLOVER DR.		1			1
RAPID CITY REGIONAL HOSPITAL -579 ATTN. LABORATORY		1			1
DOCTORS HEARING			1	100%	1
Alexandria Place		1			1
RIVIERA BEACH HEALTH CENTER LAB			1	100%	1
OHIOHEALTH URGENT CARE			1	100%	1
RIDGEFIELD PEDIATRIC ASSOCIATES		1			1
NHC Chattanooga			1	100%	1
BMC/NASSAU			1	100%	1
WMC HEALTH GROUP INC			1	100%	1
MARQUETTE GENERAL HOSPITAL			1	100%	1
Hawthorne House		1			1
ARCADIA DIALYSIS CENTER			1	100%	1
WEST CARVER MEDICAL ASSOCIATES		1			1
RESTORE MEDICAL PARTNERS PLLC			1	100%	1
HAVASU REGIONAL MEDICAL CENTER			1	100%	1
CAROLINAS HEALTHCARE SYSTEM LAB			1	100%	1
SOMA MEDICAL CENTER PA #2			1	100%	1
CVS HEALTH, #5962		1			1
WALGREENS # 11165		1			1
NATIONAL INSTITUTES OF HEALTH CLINICAL CENTER			1	100%	1
CVS AZ69POCT PEORIA		1			1
UABC			1	100%	1
Acts Manor House		1			1
STONECREST MEDICAL CENTER		1			1
HEALTHPARTNERS HUDSON CLINIC			1	100%	1
INTERNAL MEDICINE GROUP OF CENTRAL FLORIDA			1	100%	1
MEDEXPRESS URGENT CARE - PATRICK STREE			1	100%	1
DSI LABORATORIES-NAPLES-7TH			1	100%	1
EDWARD HOSPITAL			1	100%	1
BLAKE AT PENSACOLA OPERATION CO, LLC, THE			1	100%	1
SANTA ROSA PEDIATRICS			1	100%	1
CORONA CONCIERGE, LLC		1			1
NORTHWEST FLORIDA SPECIALTY PHYSICIANS LLC		1			1
LOUIS STOKES CLEVELAND VA MEDICAL CENTER			1	100%	1
PINNACLE DIALYSIS		1			1
SOUTHWEST ORLANDO FAMILY MEDICINE, PL			1	100%	1
MOUNT SINAI MEDICAL CENTER OF FLORIDA, INC			1	100%	1
SOMA MEDICAL CENTER P.A. #4			1	100%	1
EAST TENNESSEE STATE UNIVERSITY		1			1
Kroger 126 - The Little Clinic Cottonwood		1			1

# COVID-19: testing by laboratory

Data through Mar 4, 2021 verified as of Mar 5, 2021 at 09:25 AM

Data in this report are provisional and subject to change.

The numbers in the table below represent the number of Florida and non-Florida residents for whom test results were received by the Department of Health. A person can be tested by more than one laboratory and can have both positive and negative results. **Therefore, the sum of the numbers in each column will be larger than the total number of people tested.**

Reporting lab	Inconclusive	Negative	Positive	Percent positive	Total
OPTUM PRIMARY CARE			1	100%	1
VCU HEALTH SYSTEM AUTHORITY - MCV HOSPITALS			1	100%	1
SOUTHEASTERN HEALTH FACILITES, INC		1			1
STEWART MEDICAL GROUP INC			1	100%	1
Oregon Veterans Home The Dalles		1			1
CVS MA2401POCT MARSHFIELD		1			1
FAMILY AND INTERNAL MEDICINE ASSOCIATES		1			1
PUBLIX PHARMACY # 1236			1	100%	1
TCPA CLINICAL LABORATORIES			1	100%	1
UCH LAB			1	100%	1
Wexner Heritage House			1	100%	1
CAREWELL 203			1	100%	1
MEMORIAL HOSPITAL - BELLEVILLE			1	100%	1
APS-SUMMIT CARE PHARMACY, LLC DBA OMNICARE		1			1
NORDX			1	100%	1
Highland Ave. Eye Clinic		1			1
Long Beach Care Center			1	100%	1
PEDIATRIC ASSOCIATES OF ORLANDO			1	100%	1
FLORIDA DEPARTMENT OF HEALTH IN CITRUS COUNTY		1			1
BAM INC		1			1
Regency Square			1	100%	1
WRIGHT PATTERSON AFB MEDICAL CENTER			1	100%	1
WEST FLORIDA HOSPITAL LABORATORY			1	100%	1
CVS IL2798POCT CHICAGO			1	100%	1
Kroger 629 - The Little Clinic Cartersville, GA Hwy 41		1			1
PASTEUR MEDICAL CENTER LLC		1			1
ORMC-ARDEN/EOI			1	100%	1
ALL PEDIATRIC CARE PA			1	100%	1
CARDIOLOGY AND FITNESS MEDICINE		1			1
PEDIATRIC ASSOCIATES - MIAMI LAKES		1			1
WATERS EDGE ELEMENTARY SCHOOL			1	100%	1
Virginia Gay Nursing and Rehab		1			1
WMC HEALTH GROUP OF KISSIMMEE LLC			1	100%	1
BRITTNEY WHELIHAN IRWIN ARNP LLC			1	100%	1
BARRINGTON TERRACE NAPLES			1	100%	1
EASTSIDE MEDICAL CLINIC		1			1
EDGAR PRICE FAMILY & CHILDREN HEALTHCARE CENTER			1	100%	1
LEGACY SPECIALTY PHARMACY CORP			1	100%	1
SUSAN F. WILLIAMS M.D., P.A.			1	100%	1
CORDOVA FAMILY PRACTICE			1	100%	1
INTEGRATED GENETICS SEQUENOM		1			1
REGIONAL MEDICAL LABORATORY			1	100%	1
MOBILE INFIRMARY MEDICAL CENTER			1	100%	1
COLONIAL VILLA GOOD SAMARITAN CENTER		1			1
Carington Park			1	100%	1
MEDEXPRESS URGENT CARE - LAWRENCE		1			1

# COVID-19: testing by laboratory

Data through Mar 4, 2021 verified as of Mar 5, 2021 at 09:25 AM

Data in this report are provisional and subject to change.

The numbers in the table below represent the number of Florida and non-Florida residents for whom test results were received by the Department of Health. A person can be tested by more than one laboratory and can have both positive and negative results. **Therefore, the sum of the numbers in each column will be larger than the total number of people tested.**

Reporting lab	Inconclusive	Negative	Positive	Percent positive	Total
INHEALTH LIFE SCIENCES			1	100%	1
Kroger 929 - The Little Clinic Corryville		1			1
LONG ISLAND MINIMALLY INVASIVE SURGERY		1			1
PM PEDIATRICS OF BAYSIDE, PLLC		1			1
APOLLOMDX LLC			1	100%	1
Kroger - KRO70600172		1			1
BRUSHY CREEK FAMILY HOSPITAL			1	100%	1
UNITED HEALTHCARE			1	100%	1
FIRST CARE OF GAINESVILLE			1	100%	1
PRIMARY & URGENT CARE CENTERS			1	100%	1
ONPOINT URGENT CARE			1	100%	1
OPTUM MEDICAL CLINIC IN ROCKRIMMON			1	100%	1
Kroger 682 - The Little Clinic New Holland Market			1	100%	1
QUEST INC			1	100%	1
YOUR HEALTH PEDIATRICS INC			1	100%	1
GEORGE WASHINGTON UNIVERSITY HOSPITAL			1	100%	1
NCH HEALTHCARE CREEKSIDE ENDOSCOPY			1	100%	1
CHILDREN'S MEMORIAL HOSPITAL			1	100%	1
Garden Villa Bedford		1			1
COSTCO PHARMACY #1023			1	100%	1
VIVEX/UMTB BIOMEDICAL			1	100%	1
BAYOU URGENT CARE			1	100%	1
CVS IN6555POCT BROWNSBURG		1			1
PALM BEACH DIABETES AND ENDOCRINE SPECIALISTS, PA			1	100%	1
PEDRO L ORTEGA MD PA			1	100%	1
THE LITTLE CLINIC LLC			1	100%	1
15 TO KNOW			1	100%	1
HEALTHCARE ASSOCIATES OF IRVING, LLP			1	100%	1
SAINT BARNABAS MEDICAL CENTER		1			1
Country View of Sunbury			1	100%	1
HELGEMO & LIOU PEDIATRICS			1	100%	1
AUSTIN URGENT CARE			1	100%	1
LIFE CARE CENTER OF GWINNETT		1			1
NEVADA DEPARTMENT OF HEALTH AND HUMAN SERVICES			1	100%	1
SHANNON CLARK OD, PA			1	100%	1
FLAGLER CARE CENTER			1	100%	1
Shoreline Care Center			1	100%	1
El Paso Health Care Center			1	100%	1
Wildwood Healthcare		1			1
SACRED HEART HEALTH SYSTEM- MIDWIFE PROGRAM			1	100%	1
PUTNAM CO HOSPITAL-D/B/A ASBURY TOWERS		1			1
PALM SPRINGS GENERAL HOSPITAL			1	100%	1
WINTER PARK MEMORIAL HOSPITAL LABORATORY		1			1
Imperial Healthcare Centre			1	100%	1
FREEPORT ER DOX URGENT CARE		1			1
HEALTH EXPRESS		1			1

# COVID-19: testing by laboratory

Data through Mar 4, 2021 verified as of Mar 5, 2021 at 09:25 AM

Data in this report are provisional and subject to change.

The numbers in the table below represent the number of Florida and non-Florida residents for whom test results were received by the Department of Health. A person can be tested by more than one laboratory and can have both positive and negative results. **Therefore, the sum of the numbers in each column will be larger than the total number of people tested.**

Reporting lab	Inconclusive	Negative	Positive	Percent positive	Total
SSC NASHVILLE OPERATING CO LLC D/B/A		1			1
INTERNAL MEDICINE ASSOCIATES		1			1
POETS WALK SARASOTA			1	100%	1
CONWAY - SHERWOOD URGENT CARE			1	100%	1
LEXINGTON HOSPITAL CORPORATION			1	100%	1
SHAH			1	100%	1
EAST CORE LAB			1	100%	1
ADVENTHEALTH MEDICAL GROUP SENIOR HEALTH AT			1	100%	1
C A R E S		1			1
CARESOUTH HHA HOLDINGS OF THE TREASURE COAST LLC			1	100%	1
BAYCARE OUTREACH LAB AT NEW TAMPA			1	100%	1
The Pines at Poughkeepsie Center for Nursing and Rehabilitation		1			1
TLC MEDICAL			1	100%	1
INDIANA STATE DEPARTMENT OF HEALTH CLINIC MICROBIOLOGY		1			1
UNIVERISTY HOSPITAL			1	100%	1
HILLSBORO MEDICAL CENTER MAIN LABORATO		1			1
DIAGNOSTIC GROUP INTEGRATED HEALTHCARE			1	100%	1
Kroger 699 - The Little Clinic Smyrna		1			1
REELFOOT FAMILY WALK-IN CLINIC		1			1
Redwood Springs Healthcare			1	100%	1
FELD ENTERTAINMENT			1	100%	1
BEAUMONT HOSPITAL, GROSSE POINTE			1	100%	1
MEDSTAR HEALTH URGENT CARE			1	100%	1
BOULDER COMMUNITY HOSPITAL			1	100%	1
SIMPLY HEALTHCARE AND WELLNESS CLINIC, PC			1	100%	1
JMJ FAMILY PRACTICE			1	100%	1
Kroger 410 - The Little Clinic Trinity		1			1
GENESEE COUNTY HEALTH DEPARTMENT		1			1
CENTRAL FLORIDA ADULT MEDICINE		1			1
AFTER HOURS CLINIC			1	100%	1
KROGER 785 - THE LITTLE CLINIC DIXIE HWY		1			1
CVS GA5622POCT DALLAS		1			1
ManorCare Yeadon		1			1
SIGNATURE CARE COLLEGE STATION			1	100%	1
The Carrington		1			1
MOSOLF PEDIATRICS PA			1	100%	1
LAKE REGIONAL HEALTH			1	100%	1
LAB PLUS, LLC AT ASCENSION SAINT THOMA		1			1
UT HEALTH RGV CLINICAL LABORATORY			1	100%	1
ATLANTIC DIAGNOSTICS			1	100%	1
TRADITIONAL MEDICINE CENTER			1	100%	1
WVU MEDICINE AT SUNCREST TOWNE CENTRE			1	100%	1
SUMMIT COUNTY PUBLIC HEALTH DEPARTMENT			1	100%	1
NEVADA RURAL HOUSING AUTHORITY			1	100%	1
Pontotoc Health and Rehab		1			1
DIRECT PRIMARY CARE OF BURLESON			1	100%	1

# COVID-19: testing by laboratory

Data through Mar 4, 2021 verified as of Mar 5, 2021 at 09:25 AM

Data in this report are provisional and subject to change.

The numbers in the table below represent the number of Florida and non-Florida residents for whom test results were received by the Department of Health. A person can be tested by more than one laboratory and can have both positive and negative results. **Therefore, the sum of the numbers in each column will be larger than the total number of people tested.**

Reporting lab	Inconclusive	Negative	Positive	Percent positive	Total
Terrace Glen Village		1			1
REEVES COUNTY HOSPITAL DISTRICT			1	100%	1
STAMFORD HOSPITAL			1	100%	1
FAIRVIEW HOSPITAL			1	100%	1
SOUTHWEST FLORIDA DIVISION LAB			1	100%	1
BRIDGEWATER PARK ASSISTED LIVING LLC			1	100%	1
NORTH SHORE MEDICAL CENTER - SALEM HOSPITAL			1	100%	1
COMMUNITY HOSPITALS INDIANAPOLIS			1	100%	1
Mercy Manor Transition Center			1	100%	1
ACCESS TOTAL CARE - PORTLAND			1	100%	1
PRINCIPLE DIAGNOSTICS LLC			1	100%	1
PINEVILLE PHARMACY			1	100%	1
BRUCE S WEST MD			1	100%	1
REGENTS PARK OF JACKSONVILLE			1	100%	1
DEPARTMENT OF HEALTH SERVICES			1	100%	1
DAUGHTERS OF SARAH NURSING CENTER		1			1
CLINICAL TRIALS OF TAMPA LLC		1			1
EVERGREEN NURSING HOME		1			1
NAVAL BRANCH HEALTH CLINIC			1	100%	1
FLORIDA HOSPITAL ORMOND BEACH			1	100%	1
STATE OF ALASKA			1	100%	1
FRANKLIN CBOC			1	100%	1
Towne Manor West		1			1
VA Tennessee Valley HCS-Nashville Campus			1	100%	1
Florence Home		1			1
MEDOR/ACC SYNCHRONY			1	100%	1
Schenectady Center for Rehabilitation & Nursing		1			1
MISSOURI DEPARTMENT OF HEALTH AND SENIOR SERVICES - STATE PH LAB		1			1
MOORE CLINICAL RESEARCH INC			1	100%	1
LEE MEMORIAL HOSPITAL OUTPATIENT SURGERY CENTER			1	100%	1
SOUTHWOOD HEALTHCARE CENTER		1			1
Kroger 481 - The Little Clinic Houston Levee		1			1
PEACE HEALTH FAMILY MEDICINE AT 87TH AVE		1			1
MERITUS MEDICAL CENTER			1	100%	1
SOUTHWOOD NURSING & RETIREMENT CENTER		1			1
PARK LANE NURSING HOME		1			1
INSTANT MEDICAL CARE CENTER			1	100%	1
PARRISH MEDICAL GROUP			1	100%	1
Excel Care Center			1	100%	1
CYPRESS VILLAGE REHAB CENTER		1			1
MINUTECLINIC DIAGNOSTICS OF OKLAHOMA		1			1
BICKERTON, DAWN		1			1
GOSHEN MEDICAL CENTER			1	100%	1
UNIVERSITY OF BALTIMORE WASHINGTON MEDICAL CENTER			1	100%	1
Kroger 532 - The Little Clinic Murfreesboro		1			1
SOUTHEASTERN INTEGRATED MEDICAL PL			1	100%	1



# COVID-19: testing by laboratory

Data through Mar 4, 2021 verified as of Mar 5, 2021 at 09:25 AM

Data in this report are provisional and subject to change.

The numbers in the table below represent the number of Florida and non-Florida residents for whom test results were received by the Department of Health. A person can be tested by more than one laboratory and can have both positive and negative results. **Therefore, the sum of the numbers in each column will be larger than the total number of people tested.**

Reporting lab	Inconclusive	Negative	Positive	Percent positive	Total
CAMBRIDGE HEALTH ALLIANCE			1	100%	1
GIFFORD MEMORIAL HOSPITAL		1			1
YOUR HEALTH PEDIATRICS			1	100%	1
UPSON REGIONAL MEDICAL CENTER			1	100%	1
TERRELL URGENT CARE			1	100%	1
ANDERSON REGIONAL MEDICAL CENTER			1	100%	1
MOUNT ST MARYS HOSPITAL OF NIAGARA FALLS			1	100%	1
Wetumpka Health and Rehab, LLC		1			1
CVS NV5286POCT HENDERSON		1			1
DIVERSICARE OF BIG SPRINGS		1			1
UW MEDICINE CHU LAB			1	100%	1
ASSISTED LIVING AT TREZEVANT		1			1
BIOMAT ORLANDO		1			1
WELLSNOW URGENT CARE-OSWEGO			1	100%	1
ULTIMATE ANALYSIS LABORATORY			1	100%	1
OPTIMAL MEDICINE INC		1			1
VISTA DEL SOL MED ASSOC		1			1
Bivins Pointe			1	100%	1
PHYSICIANS PRIMARY CARE LEHIGH PEDS			1	100%	1
CAPSTONE REHABILITATION AND HEALTHCARE		1			1
EXCEPTIONAL EMERGENCY CENTER			1	100%	1
AFFILIATED LABORATORIES INC			1	100%	1
CHI ST VINCENT LITTLE ROCK DIAGNOSTIC CLINIC			1	100%	1
ACCESS MEDICAL GROUP OF TAMPA INC			1	100%	1
CVS NC2749POCT CONCORD		1			1
CVS NH1004POCT SALEM			1	100%	1
ESOTERIC LAB			1	100%	1
Portsmouth Health and Rehab			1	100%	1
CVS NE5863POCT OMAHA		1			1
CVS AZ5477POCT SURPRISE		1			1
WEST FLORIDA MEDICAL ASSOCIATES			1	100%	1
MOBILE MEDICAL CLINIC			1	100%	1
NEW YORK PRESBYTERIAN HOSPITAL			1	100%	1
METROWEST MEDICAL CENTER - FRAMINGHAM			1	100%	1
Kroger 519 - The Little Clinic Staples Mill Road		1			1
bishop rehabilitation and nursing center		1			1
BAPTIST HEALTH PRIMARY CARE AT DORAL			1	100%	1
COVENANT HEALTH		1			1
MID FLORIDA COMMUNITY SERVICES			1	100%	1
WEST PENSACOLA DIALYSIS CENTER			1	100%	1
THOMAS HOSPITAL			1	100%	1
LABORATORY SERVICES SGHS - CAMDEN		1			1
PATIENT FIRST-GENERAL BOOTH			1	100%	1
PORTSMOUTH REG. HOSPITAL			1	100%	1
UNIVERSITY OF NORTH CAROLINA HOSPITALS			1	100%	1
CVS AZ7263POCT PHOENIX		1			1

# COVID-19: testing by laboratory

Data through Mar 4, 2021 verified as of Mar 5, 2021 at 09:25 AM

Data in this report are provisional and subject to change.

The numbers in the table below represent the number of Florida and non-Florida residents for whom test results were received by the Department of Health. A person can be tested by more than one laboratory and can have both positive and negative results. **Therefore, the sum of the numbers in each column will be larger than the total number of people tested.**

Reporting lab	Inconclusive	Negative	Positive	Percent positive	Total
TEXAS HEALTH ARLINGTON MEMORIAL HOSPITAL			1	100%	1
PEDRO MENENDEZ HEALTH CENTER AT ST JOHNS			1	100%	1
NEW YORK PHYSICIANS LLP		1			1
ARBOR DIAGNOSTICS, INC		1			1
TEXAS HEALTH ARLINGTON MEMORIAL		1			1
Harbert Hills Academy Nursing Home		1			1
CITRONELLE HEALTH AND REHABILITATION CENTER		1			1
FALKVILLE HEALTHCARE		1			1
OMAHA VA MEDICAL CENTER			1	100%	1
MERCYONE DES MOINES MEDICAL CENTER			1	100%	1
ULTIMATE KIDNEY CARE			1	100%	1
ACCURATE HEALTH SERVICES CORP			1	100%	1
EVEXIA DIAGNOSTICS			1	100%	1
RANDOLPH COUNTY HEALTH & REHABILITATIO		1			1
TMH REHABILITATION CENTER		1			1
Heartland Health Care Center Jacksonville			1	100%	1
OMC PRIMARY CARE - HOSPITAL CAMPUS			1	100%	1
PERRY COUNTY NURSING HOME		1			1
PUBLIX PHARMACY #1114			1	100%	1
VELOCITY URGENT CARE - REDMILL			1	100%	1
HOSPICE OF MARION COUNTY INC			1	100%	1
ADVENTHEALTH PHYSICIAN GROUP - APPLEWOOD			1	100%	1
COMMUNITY			1	100%	1
WillowBrooke Court at Westminster Village		1			1
Crestwood Nursing Center		1			1
SOUTHWEST REGIONAL PCR LABORATORY			1	100%	1
Kroger 667 - The Little Clinic Litchfield Park		1			1
BETHESDA HOSPITAL EAST BLOOD GAS LAB			1	100%	1
BROOKS REHAB			1	100%	1
GATEWAY HEALTHCARE, PC			1	100%	1
WALGREENS #15369		1			1
KROGER 915 - THE LITTLE CLINIC ANDERSON			1	100%	1
ISLANDS ASSISTED LIVING FACILITY,THE			1	100%	1
HARDEE COUNTY FIRE RESCUE		1			1
Walgreens #5914		1			1
ALLIANCE LABORATORY SERVICES			1	100%	1
ANDREWS INSTITUTE AMBULATORY SURGERY CENTER		1			1
Rio Grande City Nursing and Rehab Center			1	100%	1
Kroger 698 - The Little Clinic 14th Street/Bell		1			1
WINDMOOR HEALTHCARE			1	100%	1
DISCOVERY AT HOME, LLC			1	100%	1
DIGESTIVE DISEASE CARE PC		1			1
Kroger 353 - The Little Clinic Harpers Point		1			1
IMA MEDICAL CENTER OF OVIEDO			1	100%	1
CONVENIENT MEDICAL AND HEALTH SERVICES			1	100%	1
SARHA DOCTORS CENTER			1	100%	1

# COVID-19: testing by laboratory

Data through Mar 4, 2021 verified as of Mar 5, 2021 at 09:25 AM

Data in this report are provisional and subject to change.

The numbers in the table below represent the number of Florida and non-Florida residents for whom test results were received by the Department of Health. A person can be tested by more than one laboratory and can have both positive and negative results. **Therefore, the sum of the numbers in each column will be larger than the total number of people tested.**

Reporting lab	Inconclusive	Negative	Positive	Percent positive	Total
St. Anne Home		1			1
FRONT PORCH PEDIATRICS PLLC			1	100%	1
MEMORIAL HERMANN SOUTHWEST HOSPITAL			1	100%	1
CVS KS8601POCT OVERLAND PARK			1	100%	1
ARLINGTON ADULT RESIDENTIAL FACILITY, INC			1	100%	1
MORNINGSIDE NURSING AND REHABILITATION		1			1
Walgreens #3049		1			1
EAGLE COUNTY HEALTH AND HUMAN SERVICES			1	100%	1
CONSOLIDATED			1	100%	1
LOUIS A JOHNSON VAMC		1			1
ST JOHNS EPISCOPAL HOSPITAL SOUTH SHORE		1			1
COLLINS NURSING HOME		1			1
Brookcrest Nursing Home		1			1
SCHUYLER HOSPITAL		1			1
EXPRESS CARE OF OCALA			1	100%	1
Kroger 717 - The Little Clinic Dolphin Drive			1	100%	1
Waycross Health and Rehabilitation		1			1
BOCA RATON REGIONAL HOSPITAL		1			1
RM PHARMACY SERVICES INC		1			1
CHP COVID-19 (TX)			1	100%	1
MEDEXPRESS URGENT CARE, MOSSIDE		1			1
Oakmont of Katy Nursing and Rehabilitation		1			1
Abernethy Laurels		1			1
FAMILY PRACTICE ASSOCIATES		1			1
MICROBIOLOGY DEPARTMENT			1	100%	1
CVS MA957POCT WEST SPRINGFIELD		1			1
RCP OF MEMORIAL WEST			1	100%	1
WEST VIRGINIA UNIVERSITY HOSPITALS			1	100%	1
PCR DIAGNOSTICS			1	100%	1
WELLSTAR COBB HOSPITAL			1	100%	1
Grand Junction VAMC		1			1
HACKENSACK UNIVERSITY MEDICAL CENTER		1			1
DE TAR HOSPITAL			1	100%	1
HEALTH FIRST MEDICAL GROUP LLC			1	100%	1
CVS TX7675POCT RED OAK			1	100%	1
KINGWOOD EMERGENCY HOSPITAL			1	100%	1
ALAFAYA WOODS FAMILY MEDICAL CENTER		1			1
UMMC MIDTOWN CAMPUS			1	100%	1
ADVENTHEALTH MEDICAL GROUP COMMUNITY MEDICINE			1	100%	1
HIDALGO FAMILY CLINIC			1	100%	1
NORTH COUNTY MEDICAL LAB			1	100%	1
Manor Care Health Services- Wilmington			1	100%	1
Sunnybrook Rehabilitation Center			1	100%	1
5 STAR HOME HEALTH SERVICES INC		1			1
ARIZA WELLNESS CARE LLC			1	100%	1
LRGHEALTHCARE		1			1

# COVID-19: testing by laboratory

Data through Mar 4, 2021 verified as of Mar 5, 2021 at 09:25 AM

Data in this report are provisional and subject to change.

The numbers in the table below represent the number of Florida and non-Florida residents for whom test results were received by the Department of Health. A person can be tested by more than one laboratory and can have both positive and negative results. **Therefore, the sum of the numbers in each column will be larger than the total number of people tested.**

Reporting lab	Inconclusive	Negative	Positive	Percent positive	Total
BASCOM PALMER EYE INSTITUTE			1	100%	1
Courtenay Springs Village			1	100%	1
CURA LABORATORY SERVICES			1	100%	1
HEALTH CARE SERVICES LC			1	100%	1
CAREHERE HUDSON BAY			1	100%	1
Dulles Health and Rehab Center		1			1
BOLLES SCHOOL, THE			1	100%	1
1ST MED DOTHAN			1	100%	1
CVS IL8750POCT CHICAGO		1			1
Kroger 359 - The Little Clinic Bellevue		1			1
KANA MEDICAL			1	100%	1
CARINGPLUS HOMECARE LLC			1	100%	1
Birmingham Nursing and Rehabilitation East LLC		1			1
DOCTORS MEMORIAL HOSP HOME HEALTH CARE		1			1
SC-GA2018 SIMPSONVILLE REHABILITATION		1			1
ELITE MEDICAL LABORATORY SOLUTIONS LLC			1	100%	1
MEDICAL ASSOCIATES OF PINELLAS - LAB			1	100%	1
LIFESPAN HEALTH - SELMER		1			1
Fulton County Medical Center Long Term Care			1	100%	1
MERCY GENERAL HOSPITAL			1	100%	1
UNIVERSITY OF MIAMI PRIMARY CARE SITE UMHC 3039			1	100%	1
MANHATTAN COLLEGE HEALTH SERVICES		1			1
ST. LUKES HOSPITAL			1	100%	1
MEDICAL CLINIC OF HOUSTON			1	100%	1
CARESOUTH HHA HOLDINGS OF THE BAY AREA LLC		1			1
AUTUMN HOUSE			1	100%	1
MED CHOICE CENTER OF NORTH MIAMI			1	100%	1
ROCKLEDGE HEALTH & REHABILITATION CENTER			1	100%	1
MEDEXPRESS URGENT CARE - HACKETTSTOWN		1			1
AMERICA'S ER SITE 002 LLC			1	100%	1
EXCEL URGENT CARE OF PARAMUS LLC		1			1
Kroger 367 - The Little Clinic Walton		1			1
CLEVELAND CLINIC OUTPATIENT LABORATORY			1	100%	1
CRYSTAL RIVER FIRE DEPARTMENT			1	100%	1
WESTEX URGENT CARE, PLLC			1	100%	1
Life Care Center of Auburn		1			1
Miller Health Care Center			1	100%	1
WEST FLORIDA MEDICAL ASSOCIATES PA			1	100%	1
ADVENTHEALTH MEDICAL GROUP FAMILY AND INTERNAL			1	100%	1
LEELANAU OPCO, LLC		1			1
FRESENIUS SOUTH FORT MYERS		1			1
MINUTECLINIC DIAG OF IND, LLC #4368		1			1
LAKE WALES DIALYSIS CENTER			1	100%	1
THE CHRIST HOSPITAL			1	100%	1
SOUTHERN SPRINGS HEALTH CARE		1			1
BLOOD SYSTEMS LABORATORIES			1	100%	1

# COVID-19: testing by laboratory

Data through Mar 4, 2021 verified as of Mar 5, 2021 at 09:25 AM

Data in this report are provisional and subject to change.

The numbers in the table below represent the number of Florida and non-Florida residents for whom test results were received by the Department of Health. A person can be tested by more than one laboratory and can have both positive and negative results. **Therefore, the sum of the numbers in each column will be larger than the total number of people tested.**

Reporting lab	Inconclusive	Negative	Positive	Percent positive	Total
WW Chem Auto SS			1	100%	1
BAPTIST HEALTH SURGERY CENTER			1	100%	1
UMASS MEMORIAL/MARLBORO HOSPITAL			1	100%	1
ALL CHILDRENS PEDIATRIC CLINIC			1	100%	1
Cottage of the Shoals		1			1
Walgreens #3661		1			1
NORTH BROWARD MEDICAL CENTER			1	100%	1
ASSOCIATESMD			1	100%	1
Pinnacle Assisted Living			1	100%	1
Carrollton Manor Inc		1			1
EXPRESS PHARMACY INC		1			1
STERLING HOUSE OF PORT ORANGE		1			1
LAKE LURE HEALTH CENTER			1	100%	1
GOOD SAMARITAN SOCIETY-FOREST CITY		1			1
HERNANDO COUNTY HEALTH DEPT			1	100%	1
Good Samaritan Society		1			1
Glen Oaks Health and REhabilitation		1			1
Broomall Manor		1			1
WALGREENS #15291		1			1
GARNET HEALTH DOCTORS		1			1
FAIRFIELD MEDICAL CENTER			1	100%	1
ST JOHNS MEDICAL CENTER		1			1
OAKMONT OF UNION SC, LLC		1			1
EXCEL URGENT CARE OF NJ			1	100%	1
MEDRITE MEDICAL CARE PC		1			1
CVS M08595POCT RAYMORE		1			1
IZ MEDICAL		1			1
MIAMI CEREBRAL PALSY RESIDENTIAL			1	100%	1
CARENOW URGENT CARE - SPRING			1	100%	1
MINNESOTA DEPARTMENT OF HEALTH LABORATORY			1	100%	1
SPECIALTY DRUG TESTING			1	100%	1
Kroger - KR062000426			1	100%	1
MEMORIAL MEDICAL CENTER			1	100%	1
BAPTIST MINOR MEDICAL CENTER			1	100%	1
UNIVERSITY URGENT CARE			1	100%	1
THE TOLEDO HOSPITAL			1	100%	1
SPECTRUM LABORATORY			1	100%	1
WEST BOYNTON DIALYSIS			1	100%	1
HALIFAX HEALTH PRIMARY CARE ORMOND			1	100%	1
IM&P WELLNES CENTER			1	100%	1
QLABS			1	100%	1
SACRED HEART HOSPITAL NURSING			1	100%	1
BAPTIST MEDICAL PLAZA AT WESTCHESTER			1	100%	1
Advanced Rehabilitation of Vernon		1			1
TENNOVA ER - SANGO			1	100%	1
FHPG SURGICAL ASSOCIATES OF EAST PASCO			1	100%	1

# COVID-19: testing by laboratory

Data through Mar 4, 2021 verified as of Mar 5, 2021 at 09:25 AM

Data in this report are provisional and subject to change.

The numbers in the table below represent the number of Florida and non-Florida residents for whom test results were received by the Department of Health. A person can be tested by more than one laboratory and can have both positive and negative results. **Therefore, the sum of the numbers in each column will be larger than the total number of people tested.**

Reporting lab	Inconclusive	Negative	Positive	Percent positive	Total
MEDEXPRESS URGENT CARE - WESTFIELD, E MAIN ST			1	100%	1
CVS AZ33POCT TEMPE		1			1
MORSELIFE HOME CARE INC			1	100%	1
Community Care Center of Heritage House, LLC			1	100%	1
CLERMONT HEALTH DEPARTMENT			1	100%	1
CLARKSVILLE HEALTH SYSTEM			1	100%	1
BROADWAY HEALTH FLORIDA MEDICAL CLINIC URGENT CARE			1	100%	1
Chateau Living Center			1	100%	1
WASHINGTONVILLE PHARMACY INC		1			1
BIOMERIEUX			1	100%	1
SPHERE DX			1	100%	1
NORWALK HOSPITAL			1	100%	1
ST GERARD'S COMMUNITY OF CARE		1			1
QC LABORATORY			1	100%	1
ALPHA CLINICAL LABORATORY CORP.			1	100%	1
TRUMAN MEDICAL CENTER - HOSPITAL HILL			1	100%	1
PRIMARY CARE & PEDIATRICS - SHEPHERSTOWN		1			1
MCH PHYSICIANS GROUP			1	100%	1
GRAND VIEW HOSPITAL			1	100%	1
SPRINGBROOK HOSPITAL			1	100%	1
WALGREENS #01398			1	100%	1
MED-LAKE LABORATORY			1	100%	1
HILTON HEAD HOSPITAL/INPATIENT			1	100%	1
WINNIFRED ASSISTED LIVING FACILITY INC		1			1
MANOR CARE OF DELRAY BEACH FL LLC		1			1
ST. JOHN HOSPITAL & MEDICAL CENTER			1	100%	1
KIOSK MEDICINE OF KENTUCKY LLC		1			1
Court House Center		1			1
MEDONE URGENT CARE			1	100%	1
SIGNATURE CARE MEMORIAL CITY			1	100%	1
MISSION HOSPITAL - MEMORIAL CAMPUS			1	100%	1
CONCORDIA MANOR			1	100%	1
ST MARY'S OF SAGINAW		1			1
EMERALD HEALTH CARE		1			1
BERKSHIRE MEDICAL CENTER			1	100%	1
MID-SOUTH URGENT CARE, PLLC			1	100%	1
ATRIA TAMARAC			1	100%	1
THE CENTER FOR DISCOVERY		1			1
JUPITER MEDICAL CENTER INC			1	100%	1
CARENOW URGENT CARE-HENDERSONVILLE		1			1
RENE F CEDENO DMD PA		1			1
Mary Anna Nursing Home		1			1
PALMETTO BAY MEDICAL CENTER			1	100%	1
MEMORIAL HERMANN MEDICAL GROUP-ATASCOCITA PEDS			1	100%	1
PALMETTO LANDING			1	100%	1
WINTER GARDEN CHILDREN'S HEALTH CENTERS			1	100%	1

# COVID-19: testing by laboratory

Data through Mar 4, 2021 verified as of Mar 5, 2021 at 09:25 AM

Data in this report are provisional and subject to change.

The numbers in the table below represent the number of Florida and non-Florida residents for whom test results were received by the Department of Health. A person can be tested by more than one laboratory and can have both positive and negative results. **Therefore, the sum of the numbers in each column will be larger than the total number of people tested.**

Reporting lab	Inconclusive	Negative	Positive	Percent positive	Total
ADVANCED INDIVIDUALIZED MEDICINE OF NAPLES			1	100%	1
NORTHERN KENTUCKY HEALTH DEPARTMENT			1	100%	1
BIOLOGICAL AND CHEMICAL EMERGENCIES LABORATORY			1	100%	1
PUBLIC HEALTH LABORATORIES			1	100%	1
BRANDON OUTREACH CLINIC			1	100%	1
Green Mountain Nursing and Rehabilitation		1			1
HAYS CLINICAL LAB			1	100%	1
Ash Flat Healthcare and Rehabilitation Center			1	100%	1
MEDEXPRESS URGENT CARE - LINCOLN		1			1
PRIME CARE FAMILY MEDICINE			1	100%	1
OHIO VALLEY MANOR NURSING & HEALTH NETWORK		1			1
OMNI HEALTHCARE URGENT CARE			1	100%	1
Rehab Select of Talladega		1			1
CVS CA9823POCT SACRAMENTO		1			1
ADVENTHEALTH MEDICAL GROUP ADULT AND SENIOR HEALTH			1	100%	1
BLOOMIN BRANDS WELLNESS CENTER			1	100%	1
HIGHLANDS CLINICAL LABORATORY			1	100%	1
PEDIATRIC ASSOCIATES - JACKSONVILLE			1	100%	1
PEACHEALTH LABORATORIES		1			1
Henry County Health and Rehabilitation		1			1
THE DOCTORS OFFICE OF BRICK, LLC		1			1
EAST END PEDIATRICS		1			1
BAYFRONT HEAL WOUND CARE AND HYPERBARIC CENTER			1	100%	1
SARASOTA MEMORIAL HOSPITAL		1			1
Aspire Physical Recovery Center at Cahaba River		1			1
MT CARMEL NURSING HOME		1			1
MERCY - NORTH IOWA			1	100%	1
BEVERLY ADVANCED PRACTICE NURSING		1			1
Valley Center (WV)			1	100%	1
OCALA REGIONAL DIALYSIS- NORTH			1	100%	1
CAREWELL URGENT CARE FITCHBURG			1	100%	1
QUALITY CLINICAL LAB LLC			1	100%	1
PULMONARY, CRITICAL CARE AND SLEEP DISORDERS INSTITUTE OF SOUTH FLORID			1	100%	1
NORTHSIDE FAMILY MEDICINE		1			1
CVS KS8573POCT OVERLAND PARK		1			1
Village Crest Center for Health & Rehabilitation		1			1
SOMA MEDICAL CENTER PA #2 OAKLAND			1	100%	1
URGENT CARE OF FORT LAUDERDALE INC			1	100%	1
ELAN MANATEE			1	100%	1
FAYETTE MEDICAL CENTER LAB		1			1
Bethel Lutheran Nursing & Rehabilitation Center		1			1
Newton Wellesley Center for Alzheimer's Care		1			1
Memorial Health Care Center			1	100%	1
SKY RIDGE MEDICAL CENTER - MICRO			1	100%	1
Kroger 397 - The Little Clinic Frankfort East		1			1

# COVID-19: testing by laboratory

Data through Mar 4, 2021 verified as of Mar 5, 2021 at 09:25 AM

Data in this report are provisional and subject to change.

The numbers in the table below represent the number of Florida and non-Florida residents for whom test results were received by the Department of Health. A person can be tested by more than one laboratory and can have both positive and negative results. **Therefore, the sum of the numbers in each column will be larger than the total number of people tested.**

Reporting lab	Inconclusive	Negative	Positive	Percent positive	Total
CONCENTRA - OCALA		1			1
LIMA MEMORIAL HOSPITAL			1	100%	1
REFERENCE LABORATORY			1	100%	1
HOLLAND COMMUNITY HOSPITAL		1			1
Kroger 433 - The Little Clinic Atoka		1			1
LEGACY AT HIGHWOODS PRESERVE		1			1
MEDAC AT PORTERS NECK			1	100%	1
PHYSICIAN ASSOCIATES, LLC			1	100%	1
Kroger 838 - The Little Clinic Fairborn		1			1
NEW ERA COMMUNITY HEALTH CENTER LLC		1			1
SYNERGENE LABORATORY			1	100%	1
CVS TX8322POCT AUSTIN		1			1
CARESPOT - OCOEE			1	100%	1
MEDPOST - NORTH DALLAS			1	100%	1
Vista Park			1	100%	1
Tremont Health & Rehabilitation Center		1			1
ADVENT HEALTH - OWASA			1	100%	1
BHS PHYSICIAN NETWORK			1	100%	1
DIGNITY HEALING LLC			1	100%	1
Kroger 592 - The Little Clinic Alexander Plaza		1			1
CRUSADER COMMUNITY HEALTH			1	100%	1
ST VINCENT'S AMBULATORY CARE INC			1	100%	1
NORTH SHORE HEMATOLOGY-ONCOLOGY ASSOCI		1			1
LAB PLUS, LLC			1	100%	1
ROAN MOUNTAIN MEDICAL CENTER			1	100%	1
THE CHILDREN'S HOSPITAL OF PHILADELPHIA		1			1
SHARON REGIONAL MEDICAL CENTER			1	100%	1
Belvoir Woods Health Care Center at The Fairfax		1			1
KNAPP MEDICAL GROUP			1	100%	1
Douglas County Health Center		1			1
CVS AZ10529POCT SCOTTSDALE		1			1
Jacaranda Manor			1	100%	1
SOUTH TEXAS HEALTH SYSTEM ER - WARE ROAD			1	100%	1
CHAMBREL AT PINECASTLE			1	100%	1
GUTHRIE CORNING HOSPITAL LABORATORY		1			1
LAREDO EMERGENCY ROOM			1	100%	1
BRADENTON CONVENTION CENTER			1	100%	1
Oakland Nursing and Rehabilitation Center		1			1
PRIMARY AND URGENT CARE			1	100%	1
CSL PLASMA LAB			1	100%	1
VA COMMUNITY BASED CLINIC - LAKE CITY			1	100%	1
SAINT PETE MRI			1	100%	1
MAIN STREET PHARMACY OF MARCELLUS, INC		1			1
INFECTION CONTROL DEPT			1	100%	1
HEALTHCARE FOR THE HOMELESS			1	100%	1
DEPT OF VA MEDICAL CENTER - MIAMI			1	100%	1



# COVID-19: testing by laboratory

Data through Mar 4, 2021 verified as of Mar 5, 2021 at 09:25 AM

Data in this report are provisional and subject to change.

The numbers in the table below represent the number of Florida and non-Florida residents for whom test results were received by the Department of Health. A person can be tested by more than one laboratory and can have both positive and negative results. **Therefore, the sum of the numbers in each column will be larger than the total number of people tested.**

Reporting lab	Inconclusive	Negative	Positive	Percent positive	Total
CLEMENT MANOR HEALTH CENTER		1			1
NEW MILFORD HOSPITAL			1	100%	1
Dexter Health Care		1			1
MAYO CLINIC BEACHES PRIMARY CARE CTR		1			1
MINUTECLINIC, LLC #07876			1	100%	1
PATHOLOGY		1			1
OCEAN MEDICAL CENTER		1			1
EASTSIDE URGENT CARE			1	100%	1
FIU HEALTH CARE CENTER			1	100%	1
SHAMRA MEDICAL LABORATORY			1	100%	1
MONMOUTH MEDICALC ENTER		1			1
MARYLAND DEPARTMENT OF HEALTH AND MENTAL HYGIENE-LABORATORIES			1	100%	1
GOSHEN HOSPITAL			1	100%	1
HUMC		1			1
POINTE MEDICAL SERVICES INC			1	100%	1
CHRISTIANA HOSPITAL		1			1
FAMILY MEDICINE AT CELEBRATION		1			1
GENOTOX LABORATORIES		1			1
PALOMAR MEDICAL CENTER			1	100%	1
ABSOLUTE QUICK CARE			1	100%	1
Medicalodges Neosho			1	100%	1
MEDCOR CORPORATE CLINIC			1	100%	1
EXAC CARE CROSSVILLE		1			1
HIGHLAND PARK LAKEWOOD PRESTON HOLLOW			1	100%	1
WALGREENS #10854		1			1
CVS TX7156POCT RICHARDSON		1			1
LUMICO LIFE INSURANCE COMPANY		1			1
Northern Nevada State Veterans Home		1			1
ST.ELIZABETH HEALTH CENTER	1				1
PHYSICIANS IMMEDIATE CARE			1	100%	1
MEDEXPRESS-DOVER		1			1
CVS CT2210POCT RIVERSIDE		1			1
Schoenbrunn Healthcare		1			1
RIDGE OPTUM FLORIDA			1	100%	1
EVENTIDE LUTHERAN HOME		1			1
PATHOLOGYT & LAB MEDICINE SERVICES			1	100%	1
KAISER PERMANENTE REGIONAL REFERENCE LABORATORY		1			1
Kroger 909 - The Little Clinic Hamilton			1	100%	1
CENTRAL FL INTERNAL MEDICINE ASSOCIATES LLC		1			1
CVS AZ4795POCT MESA		1			1
Shelbyville Manor		1			1
LEHIGH REGIONAL WOUND CENTER			1	100%	1
VALLEY HOSPITAL MEDICAL CENTER		1			1
LAKE MARY DIALYSIS			1	100%	1
CVS NV9586POCT RENO		1			1
MINUTE CLINIC DIAGNOSTICS OF IN, LLC #6252		1			1

# COVID-19: testing by laboratory

Data through Mar 4, 2021 verified as of Mar 5, 2021 at 09:25 AM

Data in this report are provisional and subject to change.

The numbers in the table below represent the number of Florida and non-Florida residents for whom test results were received by the Department of Health. A person can be tested by more than one laboratory and can have both positive and negative results. **Therefore, the sum of the numbers in each column will be larger than the total number of people tested.**

Reporting lab	Inconclusive	Negative	Positive	Percent positive	Total
IRA FIALKO DO			1	100%	1
WILLOWBROOKE COURT AT MATTHEWS GLEN		1			1
PPD CLINICAL RESEARCH UNIT			1	100%	1
Victory Health and Rehabilitation			1	100%	1
ENCOMPASS HEALTH REHABILITATION			1	100%	1
AL MANI HEALTH INSTUTUTE		1			1
UT HEALTH RIO GRANDE VALLEY PRIMARY CARE AT			1	100%	1
PRIORITY CARE LLC			1	100%	1
ELKHART GENERAL HOSPITAL			1	100%	1
MEMORIALCARE LONG BEACH MEDICAL CENTER			1	100%	1
Kroger 368 - The Little Clinic Frankfort West		1			1
FLORHAM PARK ENDOSCOPY CENTER		1			1
MDS PHARMA SERVICES		1			1
HEALTH FIRST HOME CARE		1			1
SANTA CLARA VALLEY MEDICAL CENTER			1	100%	1
GOLDING-GRANADO MEDICAL ASSOCIATES		1			1
SWIFTCARE URGENT CARE, PLLC			1	100%	1
JACKSONVILLE PEDIATRICS			1	100%	1
COLER REHABILITATION AND NURSING CARE		1			1
USC VERDUGO HILLS HOSPITAL			1	100%	1
ALLIED PHYSICIANS GROUP		1			1
INTEAM HEALTH, INC.			1	100%	1
OXY-GENLAB			1	100%	1
AML DIAGNOSTICS- ADV TESTING IN METABOLIC MEDICINE			1	100%	1
CALIFORNIA PUBLIC HEALTH LABORATORY			1	100%	1
GREATER TAMPA AT HOME			1	100%	1
Elm Crest Senior Living Community		1			1
Kroger 444 - The Little Clinic Dent		1			1
NORTHSIDE HOSPITAL DULUTH			1	100%	1
SLIDELL MEMORIAL HOSPITAL			1	100%	1
ICARE		1			1
CVS CA9103POCT ESCONDIDO		1			1
Integrity Healthcare of Carbondale			1	100%	1
BEAUMONT REFERENCE LABORATORY			1	100%	1
CHRISTUS GOOD SHEPHERD MEDICAL CENTER			1	100%	1
MANCHESTER COMMONS		1			1
Manassas Health & Rehab			1	100%	1
Home Health Care Clinic		1			1
SC-GA2018 MCCORMICK REHAB & HEALTHCARE		1			1
BAPTIST HEALTH SURGERY CENTER AT NORTHPOINT			1	100%	1
Granville Center		1			1
MADISON AT OVIEDO			1	100%	1
Brattleboro Crossings LLC dba Pine Heights at Brattleboro		1			1
ADVENTHEALTH MEDICAL GROUP PEDIATRICS DIABETES &			1	100%	1
RESIDENCES AT MIAMI / REIGN GARDENS LLC, THE			1	100%	1
AHC Dyersburg		1			1

# COVID-19: testing by laboratory

Data through Mar 4, 2021 verified as of Mar 5, 2021 at 09:25 AM

Data in this report are provisional and subject to change.

The numbers in the table below represent the number of Florida and non-Florida residents for whom test results were received by the Department of Health. A person can be tested by more than one laboratory and can have both positive and negative results. **Therefore, the sum of the numbers in each column will be larger than the total number of people tested.**

Reporting lab	Inconclusive	Negative	Positive	Percent positive	Total
NICKLAUS CHILDREN'S DORAL OUTPATIENT CENTER			1	100%	1
HARDIN HEALTH INC		1			1
DOCTORS CARE - AIKEN MALL			1	100%	1
KENDALL PEDIATRICS PARTNERS LLC			1	100%	1
WELLMED AT LINEBAUGH AVE			1	100%	1
Kroger - KR070300083			1	100%	1
SHANNON MEDICAL CENTER			1	100%	1
ADVENT HEALTH MEDICAL GROUP MULTISPECIALTY			1	100%	1
Sage Bluff Health & Rehabilitation Center		1			1
MEDEXPRESS URGENT CARE - CABOT			1	100%	1
VA OPTOMETRY CLINIC			1	100%	1
BAYSHORE DIALYSIS			1	100%	1
CACERES SPECIALIZED GYNECOLOGY		1			1
CVS MA969POCT PALMER		1			1
SEWALLS POINT PHARMACY INC			1	100%	1
Florence Nursing and Rehabilitation Center		1			1
THE HEART HOSPITAL BAYLOR PLANO			1	100%	1
Smg/North Jersey Hematology & Oncology		1			1
DAYTONA BEACH DIALYSIS			1	100%	1
Brookdale Southside			1	100%	1
CVS MA1875POCT ASHLAND			1	100%	1
Keller Landing Center		1			1
CHILTON MEDICAL CENTER		1			1
Longwood Community Living Center		1			1
WATERTOWN URGENT CARE		1			1
ATHENA PLASTIC SURGERY		1			1
SAN JOSE CLINIC		1			1
QUICKCARE HEALTH, INC			1	100%	1
BROOKDALE FORT MYERS LAKES PARK			1	100%	1
CARE STATION MEDICAL GROUP		1			1
ADVANCE MD CARE			1	100%	1
EAST COAST INSTITUTE FOR RESEARCH LLC			1	100%	1
BRADENTON DIALYSIS			1	100%	1
Niles Nursing and Rehab. Center		1			1
URGENT TEAM MANAGEMENT OF TENNESSEE, L			1	100%	1
ENZO LABS INC			1	100%	1
Kroger 907 - The Little Clinic Holland		1			1
Lutheran Community at Telford		1			1
HEALTH ALLIANCE			1	100%	1
KID FIXERS		1			1
BLACKBERRY CENTER, THE		1			1
Kroger 57 - The Little Clinic Jay C Charlestown		1			1
Arch Plaza Nursing and Rehabilitation Center			1	100%	1
CANDLER HOSPITAL			1	100%	1
POMPANO BEACH ARTIFICIAL KIDNEY CENTER			1	100%	1
CVS CA8861POCT BUENA PARK		1			1

# COVID-19: testing by laboratory

Data through Mar 4, 2021 verified as of Mar 5, 2021 at 09:25 AM

Data in this report are provisional and subject to change.

The numbers in the table below represent the number of Florida and non-Florida residents for whom test results were received by the Department of Health. A person can be tested by more than one laboratory and can have both positive and negative results. **Therefore, the sum of the numbers in each column will be larger than the total number of people tested.**

Reporting lab	Inconclusive	Negative	Positive	Percent positive	Total
ER NEAR ME HULEN		1			1
EMPLOYEE WELLNESS PA			1	100%	1
AAA MEDICAL TESTING			1	100%	1
CHILDREN'S NATIONAL MEDICAL CENTER			1	100%	1
SYNERGY DIALYSIS INC			1	100%	1
SELECT MEDICAL CLINIC			1	100%	1
LABORATORIO BUENA SALUD			1	100%	1
NHC HealthCare St. Charles		1			1
BUFFALO VAMC			1	100%	1
ADVENTHEALTH MEDICALGROUP PEDIATRICS AT ORLANDO		1			1
VA WNYHCS - Buffalo Division			1	100%	1
ST JOHN'S HOME CARE			1	100%	1
RAMBAM URGENT CARE			1	100%	1
			1	100%	1
CVS IL5797POCT CAROL STREAM		1			1
HYDE PARK MEDICAL CENTER		1			1
SPEARE MEMORIAL HOSPITAL			1	100%	1
CARBON HEALTH			1	100%	1
Lynwood		1			1
NEW SMYRNA BEACH AMBULATORY CARE CTR			1	100%	1
Crowne Place Assisted Living		1			1
NORTH SHORE HEMATOLOGY-ONCOLOGY ASSOCIATES PC		1			1
BROCK HUGHES MEDICAL CENTER			1	100%	1
Ideal Senior Living Center		1			1
Princeton Place			1	100%	1
MEDTOWN PHARMACY			1	100%	1
TRIDENT ANTI AGING LLC			1	100%	1
MISSOURI DEPT. OF HEALTH			1	100%	1
Ramsey Village		1			1
FAMILY MEDICAL CENTRE			1	100%	1
NATION'S BEST CARE HOME HEALTH			1	100%	1
AURORA HEALTH CARE METRO INC			1	100%	1
DIXIE REGIONAL MEDICAL CENTER			1	100%	1
MIDWAY SPECIALTY CARE CENTER INC		1			1
DOCTORS CARE - GREER		1			1
ABINGTON MEMORIAL HOSPITAL			1	100%	1
ANMED HEALTH MEDICAL CENTER			1	100%	1
DEVANSH LAB WERKS		1			1
MEDICAL CITY NORTH HILLS			1	100%	1
WALGREEN#12147		1			1
PRISMA HEALTH TUOMEY LABORATORY			1	100%	1
MORGAN STANELY HEALTH CENTER		1			1
TREASURE COAST PRIMARY CARE		1			1
TITUSVILLE REHABILITATION AND NURSING CENTER		1			1
KATHY L ANDERSON DO PA			1	100%	1
Hearthstone Nursing and Rehabilitation Center		1			1

# COVID-19: testing by laboratory

Data through Mar 4, 2021 verified as of Mar 5, 2021 at 09:25 AM

Data in this report are provisional and subject to change.

The numbers in the table below represent the number of Florida and non-Florida residents for whom test results were received by the Department of Health. A person can be tested by more than one laboratory and can have both positive and negative results. **Therefore, the sum of the numbers in each column will be larger than the total number of people tested.**

Reporting lab	Inconclusive	Negative	Positive	Percent positive	Total
PROVIDENCE ST PETER HOSPITAL		1			1
SOLARIS HEALTHCARE PLANT CITY		1			1
THEDACARE FAMILY MEDICINE GATEWAY			1	100%	1
EASTGENE LABORATORIES		1			1
Walgreens #9620		1			1
NORTH PALM CHIDRENS PHYSICIANS			1	100%	1
Kroger 541 - The Little Clinic Long Hollow Pike		1			1
ISLAND NURSING HOME			1	100%	1
GILBERT MEDICAL GROUP			1	100%	1
ACCESS FAMILY CARE LLC			1	100%	1
WEST PALM BEACH PHARMACEUTICALS LLC			1	100%	1
MED FIRST IMMEDIATE CARE AND FAMILY PRACTICE			1	100%	1
USF PHYSICIANS GROUP			1	100%	1
Signature Healthcare of Fort Wayne		1			1
MID FLORIDA BIOLOGICALS			1	100%	1
CORNERSTONE OF RECOVERY INC		1			1
Dugan Memorial Home		1			1
MEDEXPRESS URGENT CARE - WAYNESBURG		1			1
GARDENS PEDIATRICS LAB			1	100%	1
HOLY CITY MED URGENT CARE			1	100%	1
KNOX COMMUNITY HOSPITAL			1	100%	1
MARINA DEL REY HOSPITAL LAB			1	100%	1
COX HEALTH SOUTH LAB			1	100%	1
SPRING VALLEY HOSPITAL MEDICAL CENTER			1	100%	1
St Mary's d'Youville Pavilion		1			1
ST. VINCENT HOSPITAL			1	100%	1
PCG MOLECULAR			1	100%	1
OPTUM OF HIALEAH		1			1
Spring Gate Rehab and Healthcare Center		1			1
NORTHEAST BAPTIST HOSPITAL			1	100%	1
MEDEXPRESS URGENT CARE, EDWARDSVILLE		1			1
Walgreens #10851		1			1
MEDSTAR URGENT CARE, LLC			1	100%	1
MARYWOOD NURSING CARE CENTER		1			1
CARE CONNECTIONS AT HOME LLC			1	100%	1
RIVERSIDE MEDICAL CENTER		1			1
CVS MO5727POCT PLATTE CITY		1			1
FLAGLER PROFESSIONAL HEALTH CARE SERVICES INC		1			1
HOME AIDE SVC OF EASTERN NY INC D/B/A		1			1
Heartland of Perrysburg		1			1
PALM COAST DRAW STATION/AMERICAN HEALTH ASSOCIATES		1			1
CUSTOM SCRIPTS PHARMACY		1			1
Villages of St.Peters		1			1
PEDIATRIC PARTNERS OF ZEPHYRHILLS PA			1	100%	1
LABONE		1			1
HEARTLAND REGIONAL MEDICAL CENTER		1			1

# COVID-19: testing by laboratory

Data through Mar 4, 2021 verified as of Mar 5, 2021 at 09:25 AM

Data in this report are provisional and subject to change.

The numbers in the table below represent the number of Florida and non-Florida residents for whom test results were received by the Department of Health. A person can be tested by more than one laboratory and can have both positive and negative results. **Therefore, the sum of the numbers in each column will be larger than the total number of people tested.**

Reporting lab	Inconclusive	Negative	Positive	Percent positive	Total
PACE UNIVERSITY HEALTH CARE		1			1
RIVERSIDE COUNTY PUBLIC HEALTH LABORATORY			1	100%	1
Community Compassion Center of Batesville			1	100%	1
MEDEXPRESS URGENT CARE-MEADVILLE			1	100%	1
Falmouth By The Sea			1	100%	1
SANFORD LABORATORIES WATERTOWN			1	100%	1
1ST CHOICE URGENT CARE CENTER LLC			1	100%	1
PT&J REHAB LLC		1			1
BROOKSHIRE, THE			1	100%	1
441 URGENT CARE CENTER - BROWNWOOD			1	100%	1
URGENT CARE CENTER OF PORT ORANGE LLC			1	100%	1
ENCOMPASS HEALTH HOME HEALTH		1			1
DAVITA DIALYSIS-NORTH			1	100%	1
THE CLINIC ON SIXTH			1	100%	1
PM PEDIATRICS PC			1	100%	1
LOPEZ		1			1
UF HEALTH - WILDLIGHT			1	100%	1
Birmingham Nursing & Rehab Center		1			1
ANY LAB TEST NOW JACKSONVILLE		1			1
LOURDES URGENT CARE			1	100%	1
SALEM VAMC		1			1
Gulf Coast health and Rehabilitation, LLC		1			1
SV MOBILE HEALTH			1	100%	1
MARTIN ARMY COMMUNITY HOSPITAL			1	100%	1
Sanford Health & Rehabilitation			1	100%	1
PANCARE HEALTH - CARR ELEM & MIDDLE SCHOOL			1	100%	1
DR PHILLIPS CENTER FOR WELLNESS		1			1
MEDEXPRESS URGENT CARE CHICOPEE			1	100%	1
EPIC CARE PHARMACY		1			1
PULMONARY MEDICINE		1			1
CSI LABORATORIES FLORIDA			1	100%	1
SMITH KLINE			1	100%	1
INLET CONCIERGE MEDICINE			1	100%	1
FINLAY MEDICAL RESEARCH CORP			1	100%	1
MIAMI VASCULAR SURGERY			1	100%	1
FLORIDA ADVANCED MEDICAL AND DERM AESTHETICS LLC			1	100%	1
ADVENTHEALTH IMAGING WINTERGARDEN		1			1
DERMDX, DIV OF AURORA DIAGNOSTICS/BERNHARDT LAB		1			1
AMD			1	100%	1
CAN COMMUNITY HEALTH LLC		1			1
Monument Health Strugis Care Center		1			1
ST FRANCIS COLLEGE WELLNESS CENTER		1			1
Robinson Terrace Rehabilitation and Nursing Center		1			1
PASTEUR MEDICAL HIALEAH GARDEN LLC			1	100%	1
SPARTA HEALTH & REHAB		1			1
BALLAD HEALTH MEDICAL ASSOCIATES URGENT CARE			1	100%	1

# COVID-19: testing by laboratory

Data through Mar 4, 2021 verified as of Mar 5, 2021 at 09:25 AM

Data in this report are provisional and subject to change.

The numbers in the table below represent the number of Florida and non-Florida residents for whom test results were received by the Department of Health. A person can be tested by more than one laboratory and can have both positive and negative results. **Therefore, the sum of the numbers in each column will be larger than the total number of people tested.**

Reporting lab	Inconclusive	Negative	Positive	Percent positive	Total
INDIAN RIVER CLINICAL LABORATORY, INC.		1			1
HARMONY HEALTHCARE ORLANDO INC		1			1
Kroger 350 - The Little Clinic New Cut Road		1			1
NEMOURS CHILDREN'S PRIMARY CARE, ST CLOUD			1	100%	1
RIVERVIEW HOSPITAL D/B/A UNIVERSITY		1			1
CONCIERGE INTERNAL MEDICINE ASSOCIATES			1	100%	1
NORTHSIDE FAMILY MEDICINE AND URGENT CARE (CUMMING)		1			1
STEWART FLORIDA ALF, INC			1	100%	1
ADVANCED RESEARCH AND DIAGNOSTIC LABORATORY UNIVERSITY OF MINNESOTA			1	100%	1
CERMAK HEALTH SERVICES			1	100%	1
NSPIRE HEALTHCARE PLANTATION			1	100%	1
Kroger 395 - The Little Clinic Blanchester		1			1
WVU MEDICINE - WESTON			1	100%	1
Kroger 805 - The Little Clinic Lewis Center		1			1
CVS OH4327POCT PAINESVILLE		1			1
MARTIN MEM FAMILY CARE AT ST LUCIE W			1	100%	1
Baypoint Healthcare Center			1	100%	1
FOUNDATION LABORATORY			1	100%	1
ROYAL PALM PEDIATRICS			1	100%	1
Springdale Village		1			1
BRUNSWICK HEALTH AND REHABILITATION CE		1			1
UMASS MEMORIAL MEDICAL CENTER, INC		1			1
Avera Sr. James Care Center		1			1
BETHESDA ON TURKEY CREEK			1	100%	1
LAMARQUE DIALYSIS			1	100%	1
ASHLEY CLINICAL DIAGNOSTIC LABORATORY			1	100%	1
UHS BINGHAMTON GENERAL			1	100%	1
VIP FAMILY PRACTICE			1	100%	1
KAISER SUNNYSIDE MEDICAL CTR LAB		1			1
FIRST CARE WALK IN CLINIC LLC			1	100%	1
LAKE VISTA DIALYSIS			1	100%	1
LABORATORIO MEDICO CENTRAL CONDOMINO MD			1	100%	1
CORNERSTONE DRUG AND GIFT INC		1			1
HEALTH PLUS SUNRISE MEDICAL OFFICE			1	100%	1
FHPG INTERNAL MEDICINE OF BRANDON			1	100%	1
BAPTIST ASI			1	100%	1
ST. LUKE'S HOSPITAL			1	100%	1
SUPREME MEDICAL GROUP PLLC			1	100%	1
Ravenwood Speciality Care		1			1
PROGENESIS INC			1	100%	1
SUMMERFIELD PAIN MANAGEMENT			1	100%	1
SKIN WELLNESS PHYSICIANS LLC		1			1
Kroger 409 - The Little Clinic Hebron Marketplace			1	100%	1
Kroger 523 - The Little Clinic Dickson			1	100%	1
UPMC NORTHWEST HOSPITAL			1	100%	1
GEORGETOWN URGENT CARE			1	100%	1

# COVID-19: testing by laboratory

Data through Mar 4, 2021 verified as of Mar 5, 2021 at 09:25 AM

Data in this report are provisional and subject to change.

The numbers in the table below represent the number of Florida and non-Florida residents for whom test results were received by the Department of Health. A person can be tested by more than one laboratory and can have both positive and negative results. **Therefore, the sum of the numbers in each column will be larger than the total number of people tested.**

Reporting lab	Inconclusive	Negative	Positive	Percent positive	Total
MODERN URGENT CARE			1	100%	1
Waddell Nursing & Rehab Center		1			1
NORTH FLORIDA CHILD DEVELOPMENT, INC			1	100%	1
MOSAIC MEDICAL CENTER MARYVILLE			1	100%	1
ST MICHAEL'S ELITE MEDICAL HOSPITAL			1	100%	1
SOUTH COUNTY MEDICAL CENTER			1	100%	1
MADISON FACILITY INC			1	100%	1
SOUTHEASTERN PATHOLOGY ASSOCIATES			1	100%	1
PROFESSIONAL DIALYSIS CENTER			1	100%	1
MOBILE HEALTH MEDICAL SERVICES PC		1			1
ODYSSEY HEALTH CARE OF MARION COUNTY LLC		1			1
MD NOW URGENT CARE			1	100%	1
Kroger 968 - The Little Clinic Colerain Township		1			1
Chateau Girardeau			1	100%	1
Moab Regional Hospital			1	100%	1
NORTH MIAMI BEACH SURGICAL CENTER			1	100%	1
BLACK SHEEP MEDICAL			1	100%	1
JOHN D. ARCHBOLD MEMORIAL HOSPITAL			1	100%	1
CVS NM7242POCT ALBUQUERQUE		1			1
A G RHODES HOME AT WESLEY WOODS		1			1
White Oak Manor - Rock Hill		1			1
Glenview Terrace Nursing Center		1			1
Urgent Care 24/7 Orlando LLC			1	100%	1
CVS MA1845POCT WILMINGTON		1			1
Big River Nursing and Rehab		1			1
RAPID MEDLAB (002MO)		1			1
Kroger - KRO03500568			1	100%	1
FAMILY MEDICAL CENTER		1			1
LEHIGH PULMONARY ASSOCIATES			1	100%	1
SUREPOINT URGENT CARE PADRE ISLAND			1	100%	1
HHCS PHARMACY INC			1	100%	1
Kroger 549 - The Little Clinic Clinton Highway		1			1
LAKEWOOD RANCH MEDICAL GROUP LLC			1	100%	1
AUGUSTA HEALTH CLINICAL LABORATORY			1	100%	1
LAKESIDE MEDICAL CENTER		1			1
WEST COAST CLINICAL LABS INC			1	100%	1
HOUSTON DEPARTMENT OF HEALTH AND HUMAN SERVICES			1	100%	1
NAVARRO MEDICAL CENTERS LLC			1	100%	1
BRISTOL CHILDRENS CLINIC			1	100%	1
CENTRAL ALABAMA HEALTH CARE SYSTEM			1	100%	1
DOCTORS AFTER HOURS URGENT CARE CENTER			1	100%	1
ST VINCENTS OUTPATIENT IMAGING		1			1
UNLIMITED MEDICAL SERVICES OF FL PL DBA		1			1
Ohman Family Living at Holly Assisted Living		1			1
ST. MARY MEDICAL CENTER		1			1
Kroger 465 - The Little Clinic Oakley		1			1



## COVID-19: testing by laboratory

Data through Mar 4, 2021 verified as of Mar 5, 2021 at 09:25 AM

Data in this report are provisional and subject to change.

The numbers in the table below represent the number of Florida and non-Florida residents for whom test results were received by the Department of Health. A person can be tested by more than one laboratory and can have both positive and negative results. **Therefore, the sum of the numbers in each column will be larger than the total number of people tested.**

Reporting lab	Inconclusive	Negative	Positive	Percent positive	Total
DR JAMES D FORBES FAMILY CARE CENTER			1	100%	1
Imboden Creek Living Center		1			1
<b>Total</b>	<b>92,176</b>	<b>16,788,533</b>	<b>2,490,463</b>	<b>13%</b>	<b>19,371,172</b>