

COVID-19: summary of cases and monitoring

Data through Feb 28, 2021 verified as of Mar 1, 2021 at 09:25 AM

Data in this report are provisional and subject to change.

Cases: people with positive PCR or antigen test result		Cases: people with positive PCR or antigen test result	
Total cases		Risk factors for Florida residents	
Florida residents	1,875,818	Traveled	14,883
Non-Florida residents	35,103	Contact with a known case	723,510
Type of testing		Traveled and contact with a known case	20,298
Florida residents	1,875,818	Neither	1,117,127
Positive by BPHL/CDC	69,089	No travel and no contact	218,177
Positive by commercial/hospital lab	1,806,729	Travel is unknown	651,979
PCR positive	1,524,995	Contact is unknown	412,064
Antigen positive	350,823	Contact is pending	423,527
Non-Florida residents	35,103	Travel can be unknown and contact can be unknown or pending for the same case, these numbers will sum to more than the "neither" total.	
Positive by BPHL/CDC	865		
Positive by commercial/hospital lab	34,238		
PCR positive	24,263		
Antigen positive	10,840		
Characteristics			
Florida residents hospitalized	79,426		
Florida resident deaths	30,999		
Non-Florida resident deaths	557		
Hospitalized counts include anyone who was hospitalized at some point during their illness. It does not reflect the number of people currently hospitalized.			
More information on deaths identified through death certificate data is available on the National Center for Health Statistics website at www.cdc.gov/nchs/nvss/vsrr/COVID19/index.htm .			

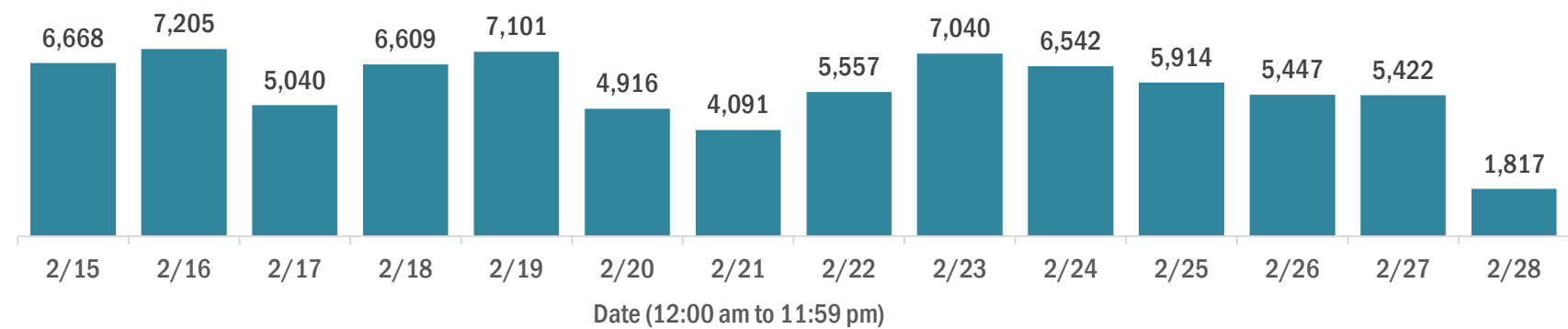
COVID-19: summary of laboratory testing

Data through Feb 28, 2021 verified as of Mar 1, 2021 at 09:25 AM

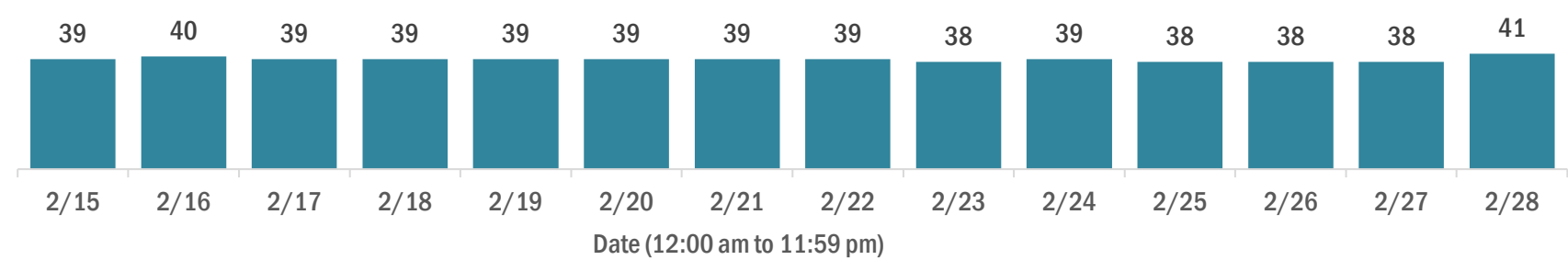
Data in this report are provisional and subject to change.

Cases in Florida residents per day for the past 2 weeks

Number of cases per day



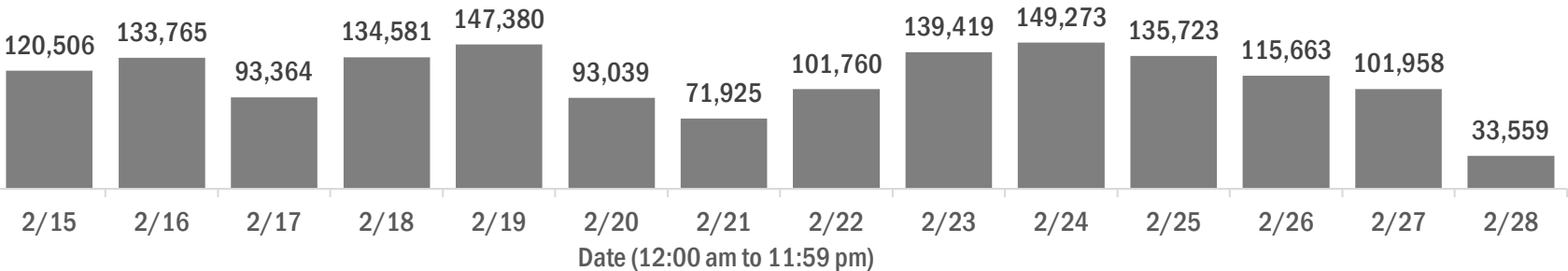
Median age of cases by day



Laboratory testing for Florida residents over the past 2 weeks

Number of Florida residents tested per day

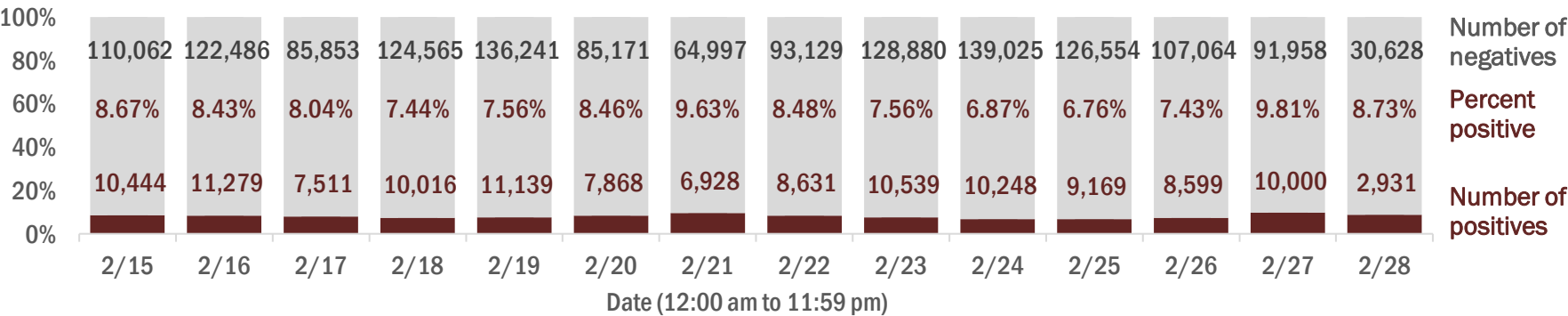
These counts include the number of people for whom the Department received PCR or antigen laboratory results by day. People tested on multiple days will be included for each day a new result was received. A person is only counted once for each day they are tested, regardless of whether multiple specimens are tested or multiple results are received.



Number and percent of Florida residents with positive test results

The percent of positive results ranged from 6.76% to 9.81% over the past 2 weeks and was 8.73% yesterday.

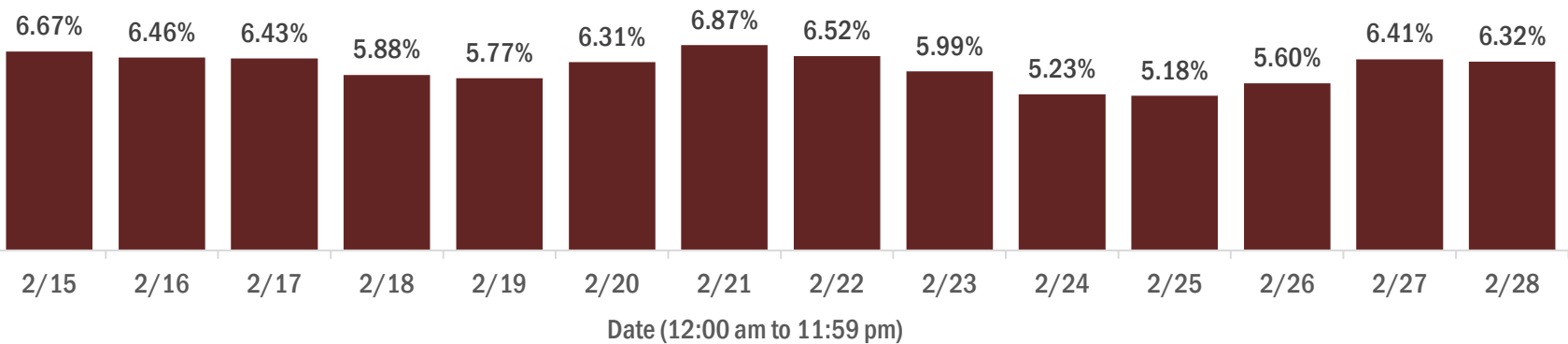
These counts include the number of people for whom the Department received PCR or antigen laboratory results by day. People tested on multiple days will be included for each day a new result was received. A person is only counted once for each day they are tested, regardless of whether multiple specimens are tested or multiple results are received. If a person has a positive specimen and a negative specimen in the same day, only the positive result is counted.



Percent positivity for new cases in Florida residents

The percent of positive results ranged from 5.18% to 6.87% over the past 2 weeks and was 6.32% yesterday.

This percent is the number of people who test PCR- or antigen-positive for the first time divided by all the people tested that day, excluding people who have previously tested positive.



COVID-19: characteristics of 1,875,818 Florida resident cases

Data through Feb 28, 2021 verified as of Mar 1, 2021 at 09:25 AM

Data in this report are provisional and subject to change.

Age group	Cases		Hospitalizations		Deaths	
0-4 years	37,016	2%	524	1%	0	0%
5-14 years	115,189	6%	491	1%	5	0%
15-24 years	288,325	15%	1,965	2%	39	0%
25-34 years	326,072	17%	3,852	5%	159	1%
35-44 years	290,166	15%	5,806	7%	473	2%
45-54 years	285,875	15%	8,967	11%	1,153	4%
55-64 years	247,405	13%	13,419	17%	3,285	11%
65-74 years	156,456	8%	16,595	21%	6,567	21%
75-84 years	86,909	5%	16,562	21%	9,433	30%
85+ years	41,143	2%	11,239	14%	9,885	32%
Unknown	1,262	0%	6	0%	0	0%
Total	1,875,818		79,426		30,999	

Gender	Cases	
Female	980,739	52%
Male	881,377	47%
Unknown	13,702	1%
Total	1,875,818	

Ethnicity	Cases		Hospitalizations		Deaths	
Hispanic	595,289	32%	20,199	25%	7,150	23%
Non-Hispanic	898,604	48%	55,314	70%	21,681	70%
Unknown	381,925	20%	3,913	5%	2,168	7%
Total	1,875,818		79,426		30,999	

Race and ethnicity	Cases		Hospitalizations		Deaths	
White	1,047,408	56%	51,702	65%	22,553	73%
Hispanic	397,113	21%	14,311	18%	5,628	18%
Non-Hispanic	571,412	30%	35,759	45%	15,843	51%
Unknown	78,883	4%	1,632	2%	1,082	3%
Black	248,048	13%	16,536	21%	4,917	16%
Hispanic	14,347	1%	691	1%	199	1%
Non-Hispanic	212,864	11%	15,498	20%	4,538	15%
Unknown	20,837	1%	347	0%	180	1%
Other race	279,686	15%	8,919	11%	2,549	8%
Hispanic	141,029	8%	4,716	6%	1,143	4%
Non-Hispanic	95,448	5%	3,795	5%	1,184	4%
Unknown	43,209	2%	408	1%	222	1%
Unknown race	300,676	16%	2,269	3%	980	3%
Hispanic	42,800	2%	481	1%	180	1%
Non-Hispanic	18,880	1%	262	0%	116	0%
Unknown	238,996	13%	1,526	2%	684	2%
Total	1,875,818		79,426		30,999	

Hospitalization counts include anyone who was hospitalized at some point during their illness. It does not reflect the number of people currently hospitalized. **Other race** includes any person with a race of American Indian/Alaskan native, Asian, native Hawaiian/Pacific Islander, or other.

COVID-19: deaths in Florida residents and staff of long-term care facilities

Data through Feb 28, 2021 verified as of Mar 1, 2021 at 09:25 AM

Data in this report are provisional and subject to change.

For current cases in residents or staff of long-term care facilities, please visit: <https://floridahealthcovid19.gov/>

CountyDeaths				CountyDeaths				CountyDeaths			
Palm Beach	1018	<div></div>	10%	Martin	157	<div></div>	1%	Madison	19	<div></div>	0%
Dade	988	<div></div>	9%	Hernando	148	<div></div>	1%	Calhoun	16	<div></div>	0%
Pinellas	859	<div></div>	8%	Osceola	137	<div></div>	1%	Flagler	16	<div></div>	0%
Broward	627	<div></div>	6%	Charlotte	131	<div></div>	1%	Gulf	16	<div></div>	0%
Hillsborough	543	<div></div>	5%	Clay	117	<div></div>	1%	Wakulla	16	<div></div>	0%
Polk	410	<div></div>	4%	Indian River	115	<div></div>	1%	Gadsden	15	<div></div>	0%
Duval	393	<div></div>	4%	Leon	91	<div></div>	1%	Bradford	14	<div></div>	0%
Brevard	381	<div></div>	4%	Jackson	87	<div></div>	1%	Washington	14	<div></div>	0%
Sarasota	380	<div></div>	4%	St. Johns	87	<div></div>	1%	Baker	12	<div></div>	0%
Orange	368	<div></div>	3%	Bay	85	<div></div>	1%	Franklin	10	<div></div>	0%
Lee	330	<div></div>	3%	Highlands	84	<div></div>	1%	Holmes	10	<div></div>	0%
Volusia	281	<div></div>	3%	Santa Rosa	78	<div></div>	1%	Jefferson	10	<div></div>	0%
Marion	275	<div></div>	3%	Alachua	70	<div></div>	1%	Lafayette	8	<div></div>	0%
Escambia	267	<div></div>	3%	Suwannee	58	<div></div>	1%	Desoto	7	<div></div>	0%
St. Lucie	232	<div></div>	2%	Columbia	47	<div></div>	0%	Levy	7	<div></div>	0%
Pasco	220	<div></div>	2%	Sumter	45	<div></div>	0%	Dixie	4	<div></div>	0%
Seminole	219	<div></div>	2%	Putnam	38	<div></div>	0%	Monroe	4	<div></div>	0%
Lake	218	<div></div>	2%	Nassau	33	<div></div>	0%	Taylor	3	<div></div>	0%
Collier	186	<div></div>	2%	Hendry	29	<div></div>	0%	Hardee	2	<div></div>	0%
Manatee	186	<div></div>	2%	Walton	28	<div></div>	0%	Hamilton	1	<div></div>	0%
Citrus	176	<div></div>	2%	Okeechobee	24	<div></div>	0%	Liberty	1	<div></div>	0%
Okaloosa	161	<div></div>	2%	Gilchrist	19	<div></div>	0%	Total	10,631		

Note: cases are summarized by the county of usual residence. Residents and staff may be cases associated with facilities that are not in their county of usual residence, resulting in cases being included below for counties that do not have facilities with known cases.

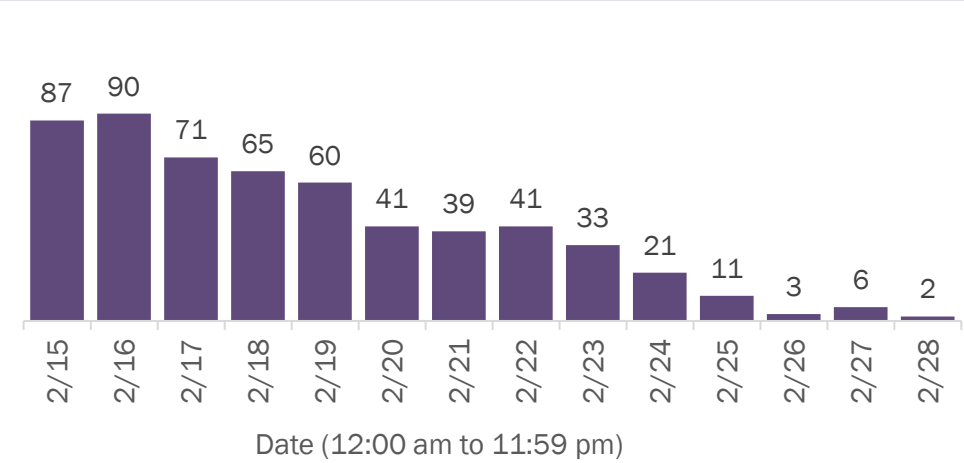
COVID-19: cases in Florida residents who have died

Data through Feb 28, 2021 verified as of Mar 1, 2021 at 09:25 AM

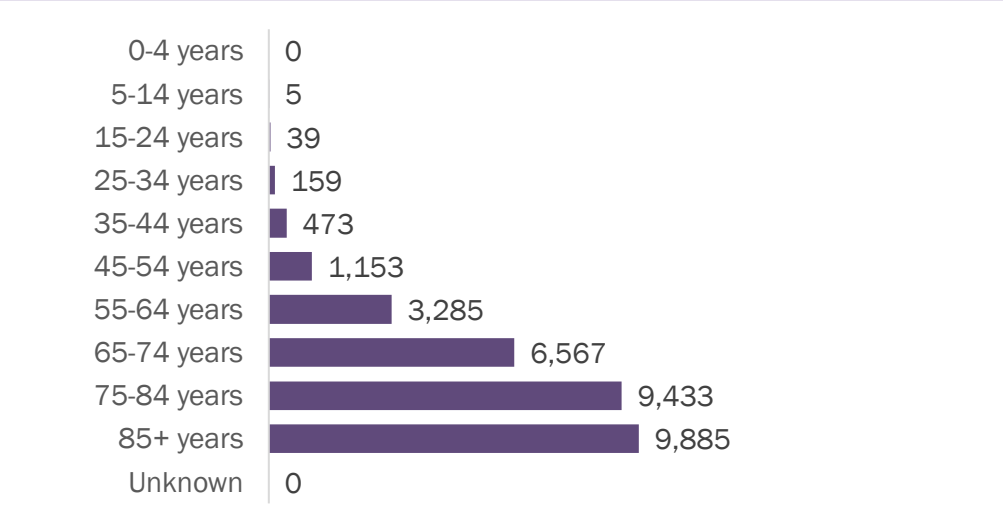
Data in this report are provisional and subject to change.

Demographics for all identified COVID-19 deaths: 30,999

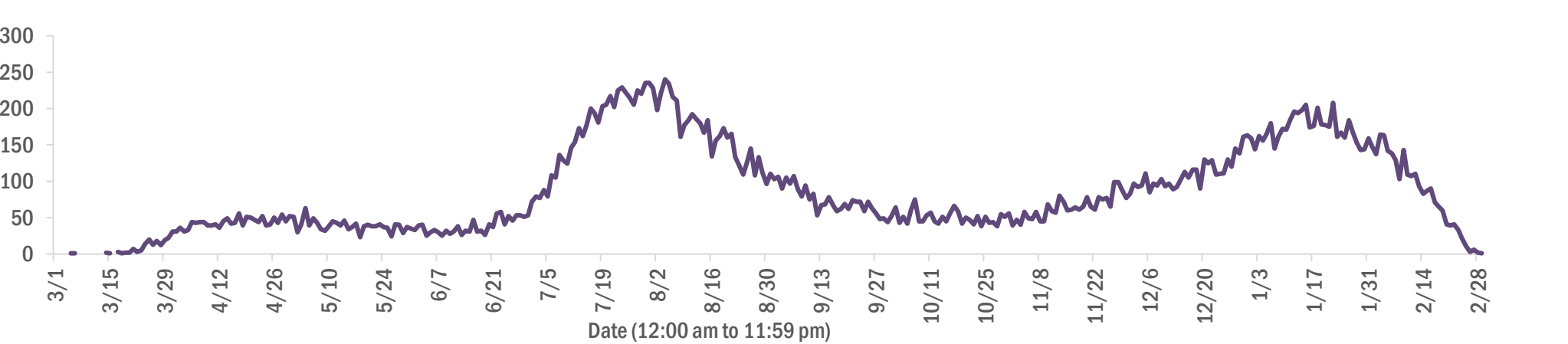
Deaths by date of death for the past 2 weeks



Deaths by age group



Deaths by date of death since March 2020



Age group	Deaths	Cases	Case fatality rate	Mortality rate per 100,000 population
0-4 years	0	37,016	0.0%	0.0
5-14 years	5	115,189	0.0%	0.2
15-24 years	39	288,325	0.0%	1.6
25-34 years	159	326,072	0.0%	5.6
35-44 years	473	290,166	0.2%	18.1
45-54 years	1,153	285,875	0.4%	41.4
55-64 years	3,285	247,405	1.3%	113.6
65-74 years	6,567	156,456	4.2%	270.6
75-84 years	9,433	86,909	10.9%	671.8
85+ years	9,885	41,143	24.0%	1711.6
Unknown	0	1,262	0.0%	
Total	30,999	1,875,818	1.7%	143.5

Race	Deaths	Cases	Case fatality rate	Mortality rate per 100,000 population
White	22,553	1,047,408	2.2%	135.1
Other	2,549	279,686	0.9%	204.8
Black	4,917	248,048	2.0%	134.4
Unknown	980	300,676	0.3%	
Total	30,999	1,875,818	1.7%	143.5

Gender	Deaths	Cases	Case fatality rate	Mortality rate per 100,000 population
Male	17,339	881,377	2.0%	164.2
Female	13,660	980,739	1.4%	123.7
Unknown	0	13,702	0.0%	
Total	30,999	1,875,818	1.7%	143.5

Ethnicity	Deaths	Cases	Case fatality rate	Mortality rate per 100,000 population
Hispanic	7,150	595,289	1.2%	125.9
Non-Hispanic	21,681	898,604	2.4%	136.2
Unknown	2,168	381,925	0.6%	
Total	30,999	1,875,818	1.7%	143.5

COVID-19: characteristics of 1,875,818 cases

Data through Feb 28, 2021 verified as of Mar 1, 2021 at 09:25 AM

Data in this report are provisional and subject to change.

Tables below include cases in Florida residents and non-Florida residents.

All 67 Florida counties have cases:

County	FL resident cases		Non-FL resident cases	Total cases	FL resident deaths	FL death rate
Dade	405,893	<div></div> 22%	5,059	410,952	5,449	1.3%
Broward	192,974	<div></div> 10%	2,243	195,217	2,399	1.2%
Palm Beach	118,833	<div></div> 6%	2,035	120,868	2,480	2.1%
Orange	112,878	<div></div> 6%	1,556	114,434	1,104	1.0%
Hillsborough	110,614	<div></div> 6%	936	111,550	1,504	1.4%
Duval	87,375	<div></div> 5%	1,450	88,825	1,175	1.3%
Pinellas	65,009	<div></div> 3%	1,637	66,646	1,451	2.2%
Lee	55,832	<div></div> 3%	1,931	57,763	872	1.6%
Polk	56,748	<div></div> 3%	402	57,150	1,140	2.0%
Osceola	36,231	<div></div> 2%	608	36,839	448	1.2%
Volusia	33,999	<div></div> 2%	566	34,565	663	2.0%
Brevard	33,475	<div></div> 2%	595	34,070	746	2.2%
Escambia	30,224	<div></div> 2%	3,489	33,713	631	2.1%
Pasco	33,127	<div></div> 2%	299	33,426	649	2.0%
Manatee	31,290	<div></div> 2%	672	31,962	595	1.9%
Collier	29,217	<div></div> 2%	1,083	30,300	463	1.6%
Leon	28,322	<div></div> 2%	847	29,169	283	1.0%
Marion	27,545	<div></div> 1%	118	27,663	803	2.9%
Seminole	27,055	<div></div> 1%	207	27,262	430	1.6%
Sarasota	25,803	<div></div> 1%	1,262	27,065	742	2.9%
Lake	24,272	<div></div> 1%	363	24,635	560	2.3%
Alachua	22,125	<div></div> 1%	246	22,371	234	1.1%
St. Lucie	22,044	<div></div> 1%	149	22,193	547	2.5%
St. Johns	19,830	<div></div> 1%	275	20,105	198	1.0%
Okaloosa	18,704	<div></div> 1%	196	18,900	327	1.7%
Bay	17,966	<div></div> 1%	706	18,672	344	1.9%
Santa Rosa	16,901	<div></div> 1%	217	17,118	262	1.6%
Clay	16,678	<div></div> 1%	41	16,719	304	1.8%
Hernando	11,222	<div></div> 1%	88	11,310	399	3.6%
Indian River	10,953	<div></div> 1%	95	11,048	261	2.4%
Charlotte	10,533	<div></div> 1%	165	10,698	370	3.5%
Martin	10,415	<div></div> 1%	191	10,606	284	2.7%
Citrus	9,687	<div></div> 1%	76	9,763	404	4.2%
Sumter	7,937	<div></div> 0%	84	8,021	238	3.0%
Nassau	7,303	<div></div> 0%	424	7,727	112	1.5%

County	FL resident cases		Non-FL resident cases	Total cases	FL resident deaths	FL death rate
Columbia	7,646	<div></div> 0%	37	7,683	157	2.1%
Highlands	7,179	<div></div> 0%	73	7,252	304	4.2%
Walton	6,307	<div></div> 0%	736	7,043	81	1.3%
Flagler	5,898	<div></div> 0%	73	5,971	92	1.6%
Jackson	5,846	<div></div> 0%	63	5,909	150	2.6%
Monroe	5,542	<div></div> 0%	319	5,861	46	0.8%
Putnam	5,824	<div></div> 0%	19	5,843	127	2.2%
Gadsden	5,419	<div></div> 0%	16	5,435	86	1.6%
Suwannee	5,093	<div></div> 0%	27	5,120	133	2.6%
Hendry	4,292	<div></div> 0%	18	4,310	73	1.7%
Desoto	3,781	<div></div> 0%	17	3,798	75	2.0%
Okeechobee	3,525	<div></div> 0%	39	3,564	78	2.2%
Unknown	369	<div></div> 0%	3,100	3,469	0	0.0%
Baker	3,285	<div></div> 0%	15	3,300	56	1.7%
Wakulla	3,152	<div></div> 0%	12	3,164	52	1.6%
Levy	2,871	<div></div> 0%	9	2,880	36	1.3%
Bradford	2,838	<div></div> 0%	13	2,851	52	1.8%
Hardee	2,779	<div></div> 0%	15	2,794	29	1.0%
Taylor	2,636	<div></div> 0%	6	2,642	42	1.6%
Washington	2,605	<div></div> 0%	20	2,625	48	1.8%
Holmes	2,147	<div></div> 0%	31	2,178	44	2.0%
Madison	1,970	<div></div> 0%	26	1,996	43	2.2%
Gulf	1,844	<div></div> 0%	23	1,867	41	2.2%
Union	1,739	<div></div> 0%	1	1,740	70	4.0%
Calhoun	1,605	<div></div> 0%	3	1,608	40	2.5%
Lafayette	1,590	<div></div> 0%	0	1,590	24	1.5%
Hamilton	1,551	<div></div> 0%	18	1,569	21	1.4%
Dixie	1,490	<div></div> 0%	3	1,493	21	1.4%
Gilchrist	1,408	<div></div> 0%	4	1,412	36	2.6%
Jefferson	1,382	<div></div> 0%	22	1,404	24	1.7%
Franklin	1,248	<div></div> 0%	31	1,279	17	1.4%
Liberty	1,042	<div></div> 0%	1	1,043	15	1.4%
Glades	901	<div></div> 0%	2	903	15	1.7%
Total	1,875,818		35,103	1,910,921	30,999	1.7%

COVID-19: characteristics of 1,875,818 Florida resident cases

Data through Feb 28, 2021 verified as of Mar 1, 2021 at 09:25 AM

Data in this report are provisional and subject to change.

The table below includes the cities and counties of residence for cases in Florida residents based on the patient's ZIP Code. Note that city is not always received as part of the initial notification and may be missing while the case is being investigated.

City and county	Cases
Miami, Dade	235,145
Orlando, Orange	83,557
Jacksonville, Duval	82,112
Tampa, Hillsborough	64,700
Hialeah, Dade	57,460
Fort Lauderdale, Broward	41,562
Hollywood, Broward	37,029
West Palm Beach, Palm Beach	29,149
Kissimmee, Osceola	27,999
Tallahassee, Leon	27,334
Pensacola, Escambia	25,121
Naples, Collier	24,659
Homestead, Dade	24,512
Saint Petersburg, Pinellas	23,887
Fort Myers, Lee	21,945
Bradenton, Manatee	20,385
Ocala, Marion	20,323
Boca Raton, Palm Beach	19,946
Lakeland, Polk	19,782
Pompano Beach, Broward	18,718
Gainesville, Alachua	17,613
Sarasota, Sarasota	15,924
Port Saint Lucie, St. Lucie	14,528
Lake Worth, Palm Beach	14,478
Cape Coral, Lee	14,144
Clearwater, Pinellas	12,813
Miami Beach, Dade	12,687
Miramar, Broward	12,621
Boynton Beach, Palm Beach	11,512
Panama City, Bay	11,425
Doral, Dade	11,151
Coral Springs, Broward	11,004
Miami Gardens, Dade	10,723
Saint Augustine, St. Johns	10,648
Melbourne, Brevard	9,764
Winter Haven, Polk	9,567
Delray Beach, Palm Beach	8,960
Lehigh Acres, Lee	8,740
Vero Beach, Indian River	8,420
Riverview, Hillsborough	8,412
Davie, Broward	8,374
Milton, Santa Rosa	8,190
Palm Bay, Brevard	7,711
New Port Richey, Pasco	7,655
Sunrise, Broward	7,557
Fort Pierce, St. Lucie	7,362
Coral Gables, Dade	7,195
Saint Cloud, Osceola	7,135
Largo, Pinellas	7,117
Daytona Beach, Volusia	6,992
Lake City, Columbia	6,969
Apopka, Orange	6,897
Orange Park, Clay	6,817
Spring Hill, Hernando	6,698
Plantation, Broward	6,563
Clermont, Lake	6,449
North Miami Beach, Dade	6,439
Davenport, Polk	6,405
Brandon, Hillsborough	6,310

COVID-19: characteristics of 1,875,818 Florida resident cases

Data through Feb 28, 2021 verified as of Mar 1, 2021 at 09:25 AM

Data in this report are provisional and subject to change.

The table below includes the cities and counties of residence for cases in Florida residents based on the patient's ZIP Code. Note that city is not always received as part of the initial notification and may be missing while the case is being investigated.

City and county	Cases
Jupiter, Palm Beach	6,072
Weston, Broward	6,030
Plant City, Hillsborough	5,993
Sanford, Seminole	5,983
Deltona, Volusia	5,889
Deerfield Beach, Broward	5,604
Winter Garden, Orange	5,535
Fort Walton Beach, Okaloosa	5,207
Tamarac, Broward	5,199
Port Charlotte, Charlotte	5,176
Crestview, Okaloosa	4,990
Palm Coast, Flagler	4,968
Stuart, Martin	4,946
Wesley Chapel, Pasco	4,832
Coconut Creek, Broward	4,719
Palm Beach Gardens, Palm Beach	4,700
Land O Lakes, Pasco	4,694
Margate, Broward	4,634
Palmetto, Manatee	4,576
Deland, Volusia	4,573
Winter Park, Orange	4,548
Palm Harbor, Pinellas	4,535
Wellington, Palm Beach	4,445
Oviedo, Seminole	4,439
Miami Lakes, Dade	4,309
Opa Locka, Dade	4,190
Altamonte Springs, Seminole	4,143
Middleburg, Clay	4,061
Lutz, Hillsborough	4,018
Port Orange, Volusia	4,001
Haines City, Polk	3,997
Live Oak, Suwannee	3,968
Brooksville, Hernando	3,924
Venice, Sarasota	3,895
North Port, Sarasota	3,882
Valrico, Hillsborough	3,866
Sebring, Highlands	3,846
Punta Gorda, Charlotte	3,836
Ocoee, Orange	3,834
Leesburg, Lake	3,820
The Villages, Sumter	3,807
Hallandale, Broward	3,795
Saint Johns, St. Johns	3,709
Arcadia, Desoto	3,677
Pembroke Pines, Broward	3,666
Bonita Springs, Lee	3,559
Ormond Beach, Volusia	3,544
Seminole, Pinellas	3,537
Okeechobee, Okeechobee	3,514
Navarre, Santa Rosa	3,507
Zephyrhills, Pasco	3,492
Windermere, Orange	3,285
Pinellas Park, Pinellas	3,281
Immokalee, Collier	3,262
Longwood, Seminole	3,238
North Lauderdale, Broward	3,203
Gulf Breeze, Santa Rosa	3,190
Ruskin, Hillsborough	3,140
North Miami, Dade	3,136

COVID-19: characteristics of 1,875,818 Florida resident cases

Data through Feb 28, 2021 verified as of Mar 1, 2021 at 09:25 AM

Data in this report are provisional and subject to change.

The table below includes the cities and counties of residence for cases in Florida residents based on the patient's ZIP Code. Note that city is not always received as part of the initial notification and may be missing while the case is being investigated.

City and county	Cases
Cocoa, Brevard	3,114
Niceville, Okaloosa	3,102
Cantonment, Escambia	3,042
Panama City Beach, Bay	2,919
Jacksonville Beach, Duval	2,891
Quincy, Gadsden	2,881
Lake Worth Beach, Palm Beach	2,863
Key West, Monroe	2,833
Crawfordville, Wakulla	2,830
Casselberry, Seminole	2,764
Cutler Ridge, Dade	2,752
Hudson, Pasco	2,720
Dade City, Pasco	2,719
Bartow, Polk	2,703
Port Richey, Pasco	2,703
Palatka, Putnam	2,698
Fernandina Beach, Nassau	2,655
North Fort Myers, Lee	2,618
Green Cove Springs, Clay	2,605
Titusville, Brevard	2,602
Oakland Park, Broward	2,599
Lake Mary, Seminole	2,527
Kissimmee, Polk	2,507
Winter Springs, Seminole	2,505
Auburndale, Polk	2,493
Ponte Vedra Beach, St. Johns	2,480
Perry, Taylor	2,477
Aventura, Dade	2,434
Merritt Island, Brevard	2,418
Lake Wales, Polk	2,415
Lynn Haven, Bay	2,394
New Smyrna Beach, Volusia	2,368
Tarpon Springs, Pinellas	2,354
Marianna, Jackson	2,342
Inverness, Citrus	2,312
Belle Glade, Palm Beach	2,270
Clewiston, Hendry	2,265
Fleming Island, Clay	2,218
Eustis, Lake	2,183
Santa Rosa Beach, Walton	2,172
Parkland, Broward	2,158
Royal Palm Beach, Palm Beach	2,144
Wimauma, Hillsborough	2,133
Cooper City, Broward	2,132
Dunedin, Pinellas	2,128
Estero, Lee	2,101
Loxahatchee, Palm Beach	2,076
Holiday, Pasco	2,028
Chipley, Washington	2,026
Defuniak Springs, Walton	2,026
Rockledge, Brevard	1,943
Sarasota, Manatee	1,932
Key Biscayne, Dade	1,926
Destin, Okaloosa	1,916
Starke, Bradford	1,910
Parrish, Manatee	1,903
Labelle, Hendry	1,902
Mount Dora, Lake	1,860
Avon Park, Highlands	1,856

COVID-19: characteristics of 1,875,818 Florida resident cases

Data through Feb 28, 2021 verified as of Mar 1, 2021 at 09:25 AM

Data in this report are provisional and subject to change.

The table below includes the cities and counties of residence for cases in Florida residents based on the patient's ZIP Code. Note that city is not always received as part of the initial notification and may be missing while the case is being investigated.

City and county	Cases
Palm City, Martin	1,852
Odessa, Hillsborough	1,851
Mulberry, Polk	1,826
Riviera Beach, Palm Beach	1,803
Tavares, Lake	1,794
Seffner, Hillsborough	1,748
Summerfield, Marion	1,738
Yulee, Nassau	1,730
Groveland, Lake	1,656
Wauchula, Hardee	1,618
Pinecrest, Dade	1,618
Macclenny, Baker	1,607
Maitland, Orange	1,582
Lithia, Hillsborough	1,563
Mayo, Lafayette	1,562
Sebastian, Indian River	1,547
Bonifay, Holmes	1,544
Callahan, Nassau	1,541
Coconut Grove, Dade	1,536
Orange City, Volusia	1,533
Carol City, Dade	1,510
Ponte Vedra, St. Johns	1,503
Missing, Dade	1,481
Crossings, Dade	1,475
Homosassa, Citrus	1,475
Lady Lake, Lake	1,470
Palmetto Bay, Dade	1,459
Crystal River, Citrus	1,458
Dania, Broward	1,391
Pace, Santa Rosa	1,358
Lake Placid, Highlands	1,350
Lake Butler, Union	1,347
Gibsonton, Hillsborough	1,320
Madison, Madison	1,311
Sun City Center, Hillsborough	1,298
Oldsmar, Pinellas	1,296
Atlantic Beach, Duval	1,294
Florida City, Dade	1,293
Dover, Hillsborough	1,291
Hobe Sound, Martin	1,267
Monticello, Jefferson	1,265
Biscayne Park, Dade	1,265
Dunnellon, Marion	1,253
Edgewater, Volusia	1,232
Apollo Beach, Hillsborough	1,229
Palm Springs, Palm Beach	1,228
Alachua, Alachua	1,220
Indiantown, Martin	1,217
Graceville, Jackson	1,209
Debary, Volusia	1,196
Bellevue, Marion	1,191
North Palm Beach, Palm Beach	1,151
Century, Escambia	1,143
Lantana, Palm Beach	1,127
Newberry, Alachua	1,108
South Miami, Dade	1,103
Lecanto, Citrus	1,079
Havana, Gadsden	1,068
El Portal, Dade	1,052

COVID-19: characteristics of 1,875,818 Florida resident cases

Data through Feb 28, 2021 verified as of Mar 1, 2021 at 09:25 AM

Data in this report are provisional and subject to change.

The table below includes the cities and counties of residence for cases in Florida residents based on the patient's ZIP Code. Note that city is not always received as part of the initial notification and may be missing while the case is being investigated.

City and county	Cases
Hilliard, Nassau	1,048
Williston, Levy	1,044
Safety Harbor, Pinellas	1,039
Ellenton, Manatee	1,037
Beverly Hills, Citrus	1,028
Blountstown, Calhoun	1,021
Jensen Beach, Martin	1,020
Jasper, Hamilton	1,017
Freeport, Walton	1,009
Satellite Beach, Brevard	982
Lauderhill, Broward	964
Trenton, Gilchrist	962
Wewahitchka, Gulf	953
Wildwood, Sumter	938
Sanderson, Baker	938
Keystone Heights, Clay	924
Wilton Manors, Broward	911
Hernando, Citrus	910
Nokomis, Sarasota	904
Everglades National Park, Dade	900
Mary Esther, Okaloosa	896
Englewood, Charlotte	892
Fellsmere, Indian River	886
Frostproof, Polk	886
Key Largo, Monroe	869
Fisher Island, Dade	864
Polk City, Polk	860
Port Saint Joe, Gulf	859
Dunnellon, Citrus	852
Bushnell, Sumter	850
Moore Haven, Glades	843
Shalimar, Okaloosa	842
Medley, Dade	837
Coleman, Sumter	829
Lauderdale Lakes, Broward	825
Bristol, Liberty	808
Cross City, Dixie	798
Pahokee, Palm Beach	795
South Bay, Palm Beach	782
Marco Island, Collier	755
Fort Meade, Polk	747
Cocoa Beach, Brevard	746
Glen Saint Mary, Baker	735
Chiefland, Levy	729
High Springs, Alachua	728
Chattahoochee, Gadsden	723
Sorrento, Lake	711
Minneola, Lake	709
Englewood, Sarasota	707
Uleta, Dade	703
Olympia Heights, Dade	703
Indialantic, Brevard	701
Trinity, Pasco	698
Thonotosassa, Hillsborough	692
Spring Hill, Pasco	691
Crescent City, Putnam	691
Miramar Beach, Walton	686
Interlachen, Putnam	683
Coral, Dade	678

COVID-19: characteristics of 1,875,818 Florida resident cases

Data through Feb 28, 2021 verified as of Mar 1, 2021 at 09:25 AM

Data in this report are provisional and subject to change.

The table below includes the cities and counties of residence for cases in Florida residents based on the patient's ZIP Code. Note that city is not always received as part of the initial notification and may be missing while the case is being investigated.

City and county	Cases
Fruitland Park, Lake	673
Lawtey, Bradford	657
Bowling Green, Hardee	651
Marathon, Monroe	651
Southwest Ranches, Broward	648
Fort Myers Beach, Lee	643
Old Town, Dixie	637
Jacksonville, St. Johns	637
Lake Alfred, Polk	629
Umatilla, Lake	626
Fort White, Columbia	620
Neptune Beach, Duval	608
West Melbourne, Brevard	603
Silver Springs, Marion	576
Baker, Okaloosa	574
Bronson, Levy	550
Sneads, Jackson	545
Clearwater Beach, Pinellas	542
Belle Isle, Orange	541
South Daytona, Volusia	540
Palm Beach, Palm Beach	538
Weeki Wachee, Hernando	536
Jay, Santa Rosa	525
Gulfport, Pinellas	524
Carrabelle, Franklin	521
Bunnell, Flagler	501
Surfside, Dade	494
Mascotte, Lake	493
Sweetwater, Dade	486
Hawthorne, Alachua	485
Molino, Escambia	478
Cottdale, Jackson	474
Citra, Marion	467
Oakland, Orange	458
Rotunda West, Charlotte	458
Midway, Gadsden	457
Oxford, Sumter	455
Zolfo Springs, Hardee	455
Florida State University, Leon	449
East Palatka, Putnam	446
Youngstown, Bay	437
Melbourne Beach, Brevard	437
Cape Canaveral, Brevard	436
Myakka City, Manatee	436
Ocklawaha, Marion	431
Mims, Brevard	429
Tavernier, Monroe	422
Altha, Calhoun	417
Branford, Suwannee	414
Indian Harbour Beach, Brevard	412
Dundee, Polk	411
Bell, Gilchrist	409
Apalachicola, Franklin	408
Alva, Lee	405
Celebration, Osceola	403
Flagler Beach, Flagler	401
Centerville, Leon	395
Bal Harbour, Dade	387
Archer, Alachua	375

COVID-19: characteristics of 1,875,818 Florida resident cases

Data through Feb 28, 2021 verified as of Mar 1, 2021 at 09:25 AM

Data in this report are provisional and subject to change.

The table below includes the cities and counties of residence for cases in Florida residents based on the patient's ZIP Code. Note that city is not always received as part of the initial notification and may be missing while the case is being investigated.

City and county	Cases
Haverhill, Palm Beach	372
De Leon Springs, Volusia	365
Hastings, St. Johns	362
Eagle Lake, Polk	361
Raiford, Union	359
Webster, Sumter	356
Osprey, Sarasota	346
Floral City, Citrus	345
Grand Ridge, Jackson	343
West Miami, Dade	339
Tequesta, Palm Beach	335
Lake Park, Palm Beach	329
Greenville, Madison	326
Holly Hill, Volusia	325
Vernon, Washington	317
Ave Maria, Collier	316
Grand Island, Lake	315
Pierson, Volusia	313
Jennings, Hamilton	312
Malone, Jackson	310
Montverde, Lake	308
Chuluota, Seminole	308
Satsuma, Putnam	303
Eastpoint, Franklin	301
Gotha, Orange	295
Indian Rocks Beach, Pinellas	292
Laurel Hill, Okaloosa	290
Melrose, Putnam	288
Westville, Holmes	288
Sebastian, Brevard	285
Elkton, St. Johns	283
Lehigh, Lee	283
Bryceville, Nassau	283
Reddick, Marion	282
Alafaya, Orange	279
Kenneth City, Pinellas	279
Valparaiso, Okaloosa	278
Fort McCoy, Marion	276
Malabar, Brevard	271
Greenwood, Jackson	267
O Brien, Suwannee	266
Anthony, Marion	263
Winter Park, Seminole	262
San Antonio, Pasco	261
Ponce De Leon, Holmes	259
Lake Panasoffkee, Sumter	257
Belleair, Pinellas	251
Missing, Volusia	249
Geneva, Seminole	245
Greenacres, Palm Beach	245
Morriston, Levy	244
Inlet Beach, Walton	237
South Pasadena, Pinellas	235
Missing, Orange	233
Edgewood, Orange	230
Sanibel, Lee	229
Lee, Madison	228
Southport, Bay	226
Fountain, Bay	225

COVID-19: characteristics of 1,875,818 Florida resident cases

Data through Feb 28, 2021 verified as of Mar 1, 2021 at 09:25 AM

Data in this report are provisional and subject to change.

The table below includes the cities and counties of residence for cases in Florida residents based on the patient's ZIP Code. Note that city is not always received as part of the initial notification and may be missing while the case is being investigated.

City and county	Cases
Fern Park, Seminole	222
White Springs, Hamilton	221
Gretna, Gadsden	220
Eglin Air Force Base, Okaloosa	220
Hosford, Liberty	219
Weirsdale, Marion	218
Kindred, Osceola	218
Hallandale Beach, Broward	213
Longboat Key, Manatee	211
Wellborn, Suwannee	210
University Of Central Fl, Orange	204
Mcdavid, Escambia	199
Bay Harbor Islands, Dade	196
Holt, Okaloosa	194
Saint James City, Lee	192
Lakewood Ranch, Manatee	190
Astatula, Lake	189
Juno Beach, Palm Beach	187
Mcalpin, Suwannee	186
Islamorada, Monroe	186
Holmes Beach, Manatee	185
Azalea Park, Orange	182
Howey-In-The-Hills, Lake	182
Sopchoppy, Wakulla	182
Poinciana, Polk	181
The Villages, Marion	179
Altoona, Lake	179
Micanopy, Alachua	178
Alford, Jackson	177
Babson Park, Polk	176
Atlantis, Palm Beach	173
Zellwood, Orange	173
Madeira Beach, Pinellas	172
Lauderdale By The Sea, Broward	167
The Villages, Lake	167
Mangonia Park, Palm Beach	160
Center Hill, Sumter	159
Lake Helen, Volusia	159
Caryville, Washington	159
Summerland Key, Monroe	157
University Of Miami, Dade	156
Odessa, Pasco	153
Viera, Brevard	152
Bokeelia, Lee	149
Rocky Point, Hillsborough	147
Pomona Park, Putnam	147
Lockhart, Orange	146
Golden Beach, Dade	146
Osteen, Volusia	144
University Of Fl, Alachua	143
Bay Lake, Orange	143
Oak Hill, Volusia	142
Hiawassee, Orange	139
Hypoluxo, Palm Beach	138
Clair-Mel City, Hillsborough	138
Ponce Inlet, Volusia	137
Grant-Valkaria, Brevard	137
Citrus Springs, Citrus	136
Hollister, Putnam	133

COVID-19: characteristics of 1,875,818 Florida resident cases

Data through Feb 28, 2021 verified as of Mar 1, 2021 at 09:25 AM

Data in this report are provisional and subject to change.

The table below includes the cities and counties of residence for cases in Florida residents based on the patient's ZIP Code. Note that city is not always received as part of the initial notification and may be missing while the case is being investigated.

City and county	Cases
Cutler Bay, Dade	131
Baldwin, Duval	128
Sumterville, Sumter	128
Lutz, Pasco	128
Carrollwood, Hillsborough	128
Hampton, Bradford	125
Lady Lake, Sumter	125
San Mateo, Putnam	122
Apopka, Seminole	122
Inglis, Levy	121
Clarksville, Calhoun	119
Christmas, Orange	118
Matlacha, Lee	118
Steinhatchee, Taylor	118
Lake Hamilton, Polk	117
Cloud Lake, Palm Beach	117
Big Pine Key, Monroe	117
Paisley, Lake	116
Kendall, Dade	115
Placida, Charlotte	112
Missing, Lee	108
University Of Central Florida, Orange	107
Buena Ventura Lakes, Osceola	105
Belleair Beach, Pinellas	105
Panacea, Wakulla	102
Callaway, Bay	102
Dinsmore, Duval	101
Brooker, Bradford	101
Lamont, Jefferson	100
Temple Terrace, Hillsborough	100
Tierra Verde, Pinellas	99
Seville, Volusia	99
Hurlburt Field, Okaloosa	98
Astor, Lake	98
South Fort Myers, Lee	97
Canal Point, Palm Beach	96
West Park, Broward	96
Harmony, Osceola	94
Lighthouse Point, Broward	93
Florahome, Putnam	93
Barry University, Dade	92
Bascom, Jackson	91
Waldo, Alachua	91
Missing, St. Johns	90
Barefoot Bay, Brevard	88
Florida Gulf Coast Univ, Lee	88
Cedar Key, Levy	87
Saint Leo, Pasco	86
University Of South Florida, Hillsborough	86
Bradenton Beach, Manatee	86
Dania Beach, Broward	86
Pinetta, Madison	86
Maitland, Seminole	86
Fruit Cove, St. Johns	86
Tyndall Air Force Base, Bay	85
Lorida, Highlands	83
Missing, Marion	82
Crystal Beach, Pinellas	81
F M, Lee	79

COVID-19: characteristics of 1,875,818 Florida resident cases

Data through Feb 28, 2021 verified as of Mar 1, 2021 at 09:25 AM

Data in this report are provisional and subject to change.

The table below includes the cities and counties of residence for cases in Florida residents based on the patient's ZIP Code. Note that city is not always received as part of the initial notification and may be missing while the case is being investigated.

City and county	Cases
Kathleen, Polk	79
Sunny Isles Beach, Dade	76
City Of Sunrise, Broward	76
Palma Ceia, Hillsborough	74
Ocean Ridge, Palm Beach	74
Welaka, Putnam	74
Missing, St. Lucie	73
Fort Denaud, Hendry	73
Patrick Air Force Base, Brevard	72
Avon Park, Polk	72
Eatonville, Orange	71
Campbellton, Jackson	70
Saint Pete Beach, Pinellas	69
Air Mail Facility, Dade	69
Ochopee, Collier	69
Yalaha, Lake	68
Greensboro, Gadsden	65
Boca Grande, Lee	64
North Venice, Sarasota	64
Princeton, Dade	63
Stock Island, Monroe	63
Anna Maria, Manatee	62
Missing, Pinellas	60
Reunion, Osceola	60
Bonita Beach, Lee	59
Cudjoe Key, Monroe	58
Destin, Walton	58
Georgetown, Putnam	58
Orlando, Seminole	57
North Redington Beach, Pinellas	56
Bellview, Escambia	56
Mexico Beach, Bay	56
Missing, Santa Rosa	53
Miami, Unknown	53
Micco, Brevard	53
Lake Suzy, Desoto	53
Ona, Hardee	52
Treasure Island, Pinellas	51
Walnut Hill, Escambia	51
Missing, Lake	51
Orlando, Dade	51
Missing, Pasco	51
Northdale, Hillsborough	51
Heathrow, Seminole	51
Miami Springs, Dade	50
Felda, Hendry	49
Singer Island, Palm Beach	49
Missing, Duval	48
Okahumpka, Lake	48
Salt Springs, Marion	48
Aloma, Orange	48
Miromar Lakes, Lee	47
Cinco Bayou, Okaloosa	47
Town N Country, Hillsborough	47
Palm Beach Shores, Palm Beach	47
Duette, Manatee	45
Highland City, Polk	45
University Of Tampa, Hillsborough	45
Enterprise, Volusia	44

COVID-19: characteristics of 1,875,818 Florida resident cases

Data through Feb 28, 2021 verified as of Mar 1, 2021 at 09:25 AM

Data in this report are provisional and subject to change.

The table below includes the cities and counties of residence for cases in Florida residents based on the patient's ZIP Code. Note that city is not always received as part of the initial notification and may be missing while the case is being investigated.

City and county	Cases
Orlando, Osceola	44
Waverly, Polk	44
Intercession City, Osceola	44
Sewalls Point, Martin	44
Florence Villa, Polk	43
Terra Ceia, Manatee	43
Eaton Park, Polk	42
Kenansville, Osceola	41
Village Of Wellington, Palm Beach	41
Gulf Breeze, Escambia	41
Manalapan, Palm Beach	41
Missing, Palm Beach	40
Green Acres, Palm Beach	40
Ebro, Washington	40
Saint Johns, Duval	40
Lacoochee, Pasco	39
Key Colony Beach, Monroe	39
Orlando, Broward	39
Bayonet Point, Pasco	38
Florida International Univ, Dade	38
Florida A And M University, Leon	37
Ponte Vedra, Duval	37
Hialeah Gardens, Dade	37
Orlando, Volusia	37
Village Wellington, Palm Beach	36
Naranja, Dade	36
Orlando, Polk	35
Pasadena, Pinellas	34
Highland Beach, Palm Beach	34
Flemington, Marion	34
Cortez, Manatee	33
Tice, Lee	33
Homeland, Polk	32
Bay Pines, Pinellas	32
Palm Shores, Brevard	32
Dowling Park, Suwannee	32
Lulu, Columbia	31
Bagdad, Santa Rosa	31
Miami Shores, Dade	31
Eloise, Polk	30
Bonaventure, Broward	30
Nocatee, Desoto	29
Stetson University, Volusia	29
Missing, Sumter	29
Orlando, Hillsborough	29
Venus, Highlands	29
Mcintosh, Marion	29
Bonita Springs, Collier	29
Lealman, Pinellas	29
Davenport, Osceola	29
Penney Farms, Clay	29
North Bay Village, Dade	29
Siesta Key, Sarasota	29
Hallandle Beach, Broward	28
Pensacola Beach, Santa Rosa	28
Bayshore Gardens, Manatee	28
Missing, Seminole	28
South Palm Beach, Palm Beach	28
Univ Of FI Student Dorms, Alachua	28

COVID-19: characteristics of 1,875,818 Florida resident cases

Data through Feb 28, 2021 verified as of Mar 1, 2021 at 09:25 AM

Data in this report are provisional and subject to change.

The table below includes the cities and counties of residence for cases in Florida residents based on the patient's ZIP Code. Note that city is not always received as part of the initial notification and may be missing while the case is being investigated.

City and county	Cases
Lakeshore, Polk	28
Saint Marks, Wakulla	27
Horseshoe Beach, Dixie	27
Florida State, Leon	27
Caryville, Holmes	27
Jupiter, Martin	27
Kinard, Calhoun	26
Chokoloskee, Collier	26
City Of Westlake, Palm Beach	26
Missing, Hillsborough	26
Palmdale, Glades	26
Homosassa Springs, Citrus	26
Poinciana, Osceola	26
Miami, Broward	26
Missing, Monroe	25
Indian Lake Estates, Polk	25
Alturas, Polk	25
South Miami Heights, Dade	25
Little Torch Key, Monroe	25
Tangerine, Orange	25
Pine Hills, Orange	24
Missing, Broward	24
Labelle, Glades	24
Earleton, Alachua	24
Fort Lauderdale, Dade	24
Missing, Escambia	24
Santa Fe, Alachua	24
Westchase, Hillsborough	23
New Smyrna, Volusia	23
Goulds, Dade	23
Archer, Levy	23
Wekiva Springs, Seminole	23
Bradley, Polk	23
Kissimmee, Orange	22
La Crosse, Alachua	22
Pembroke Park, Broward	22
Ridge Manor, Pasco	22
Hawthorne, Putnam	22
Florida Dept Of Corrections, Union	22
Paxton, Walton	22
Wausau, Washington	22
Yankeetown, Levy	22
Sydney, Hillsborough	22
Long Key, Monroe	22
Balm, Hillsborough	22
Tioga, Alachua	22
Sugarloaf Key, Monroe	21
Mexico Beach, Gulf	21
Perdido Key, Escambia	21
Orange Lake, Marion	21
Wabasso, Indian River	21
Sparr, Marion	21
Plymouth, Orange	21
Bonifay, Washington	21
Bostwick, Putnam	21
Loughman, Polk	20
Everglades City, Collier	20
Citrus Ridge, Indian River	20
Pine Castle, Orange	20

COVID-19: characteristics of 1,875,818 Florida resident cases

Data through Feb 28, 2021 verified as of Mar 1, 2021 at 09:25 AM

Data in this report are provisional and subject to change.

The table below includes the cities and counties of residence for cases in Florida residents based on the patient's ZIP Code. Note that city is not always received as part of the initial notification and may be missing while the case is being investigated.

City and county	Cases
Branford, Lafayette	20
Missing, Citrus	20
Indian River Shores, Indian River	20
Missing, Manatee	20
Babcock Ranch, Lee	19
Sun City, Hillsborough	19
Florida International University, Dade	19
Crystal Springs, Pasco	19
Wildlight, Nassau	19
Laud-By-The-Sea, Broward	19
Parker, Bay	19
Mango, Hillsborough	19
Hollywood, Dade	18
Jensen Beach, St. Lucie	18
Lowell, Marion	18
Westlake, Palm Beach	18
Orlando, Palm Beach	18
Fort Ogden, Desoto	18
Redington Shores, Pinellas	18
Goodland, Collier	18
Nichols, Polk	17
Nalcrest, Polk	17
Maxville, Duval	17
Champions Gate, Polk	17
Graceville, Holmes	17
Candler, Marion	17
Missing, Indian River	17
West Panama City Beach, Bay	16
Jacksonville, Unknown	16
Missing, Collier	16
Forest City, Orange	16
Orlando, Pinellas	16
High Springs, Gilchrist	16
Gulf Hammock, Levy	16
Shady Hills, Pasco	16
Union Park, Orange	16
Gulf Stream, Palm Beach	15
Webster, Hernando	15
Tallevast, Manatee	15
Hernando Beach, Hernando	15
Hutchinson Island, St. Lucie	15
White Springs, Columbia	15
Otter Creek, Levy	15
Woodville, Leon	15
Lake City, Suwannee	15
Missing, Brevard	15
Wewahitchka, Calhoun	15
Trenton, Levy	15
Lake Buena Vista, Orange	15
Golden Oak, Orange	15
Saint Lucie West, St. Lucie	14
Brooksville, Pasco	14
Winter Garden, Lake	14
Murdock, Charlotte	14
Copeland, Collier	14
Lakewood Ranch, Sarasota	14
Village Of Palmetto Bay, Dade	14
Mount Dora, Orange	14
Missing, Bay	14

COVID-19: characteristics of 1,875,818 Florida resident cases

Data through Feb 28, 2021 verified as of Mar 1, 2021 at 09:25 AM

Data in this report are provisional and subject to change.

The table below includes the cities and counties of residence for cases in Florida residents based on the patient's ZIP Code. Note that city is not always received as part of the initial notification and may be missing while the case is being investigated.

City and county	Cases
Laurel Hill, Walton	14
Suwannee, Dixie	14
Graham, Bradford	13
Braden River, Manatee	13
Wahneta, Polk	13
Kingsley Lake, Bradford	13
Gonzalez, Escambia	13
Orlando, Brevard	13
Saint George Island, Franklin	13
Trilby, Pasco	13
Daytona Beach Shores, Volusia	13
Hialeah, Unknown	13
Belleair Bluffs, Pinellas	13
Lake Monroe, Seminole	13
Orlando, Lake	13
Johns Pass Village, Pinellas	13
Buckingham, Lee	13
Watersound, Walton	13
Orlando, Unknown	12
Choctaw Beach, Okaloosa	12
Fort Charlotte, Charlotte	12
Unknown, Dade	12
Long Boat Key, Manatee	12
Pensacola Beach, Escambia	12
Rosemary Beach, Walton	12
Roseland, Indian River	12
Durant, Hillsborough	12
Holder, Citrus	12
Mount Plymouth, Lake	12
Missing, Putnam	12
Missing, Unknown	11
Greenville, Taylor	11
Citrus Hills, Citrus	11
Orlando, Leon	11
Florida State Univ Admin, Leon	11
Indian Creek Village, Dade	11
Naples, Lee	11
Steinhatchee, Dixie	11
Deer Island, Lake	11
East Lake, Marion	11
Alys Beach, Bay	11
Eau Gallie, Brevard	11
Ramrod Key, Monroe	11
Missing, Okaloosa	11
Missing, Polk	10
University Park, Manatee	10
Deerfield Beach, Palm Beach	10
Captiva, Lee	10
Lake Como, Putnam	10
Grandin, Putnam	10
Gibsonia, Polk	10
Redington Beach, Pinellas	10
Telogia, Liberty	10
Missing, Nassau	10
Ozona, Pinellas	10
Orlando, Duval	10
Dade City, Hernando	10
Leisure City, Dade	10
Hillsboro Beach, Broward	10

COVID-19: characteristics of 1,875,818 Florida resident cases

Data through Feb 28, 2021 verified as of Mar 1, 2021 at 09:25 AM

Data in this report are provisional and subject to change.

The table below includes the cities and counties of residence for cases in Florida residents based on the patient's ZIP Code. Note that city is not always received as part of the initial notification and may be missing while the case is being investigated.

City and county	Cases
Missing, Martin	10
Passport, Unknown	10
Seacrest, Walton	10
Elfers, Pasco	9
Fanning Springs, Gilchrist	9
Grant Valkaria, Brevard	9
Briny Breezes, Palm Beach	9
Nobleton, Hernando	9
Perrine, Dade	9
Saint Augustine, Duval	9
West Delray Beach, Palm Beach	9
Lamont, Madison	9
Lloyd, Jefferson	9
Los Angeles, Dade	9
Forest City, Seminole	9
Haines Creek, Lake	9
Cypress, Jackson	9
Boca Raton, Broward	9
Rubonia, Manatee	9
Babcock Ranch, Charlotte	9
Palma Sola, Manatee	9
Sea Ranch Lakes, Broward	9
Missing, Taylor	9
Innovation, Pasco	9
Cottondale, Washington	9
Beverly Beach, Flagler	9
White City, Gulf	8
Worthington Springs, Union	8
Pine Ridge, Citrus	8
Cross Creek, Alachua	8
Fairfield, Marion	8
Fort Walton Beach, Unknown	8
Ferndale, Lake	8
Seybold, Dade	8
Putnam Hall, Putnam	8
Barberville, Volusia	8
Jerome, Collier	8
Ponce De Leon, Walton	8
Missing, Clay	8
Goldenrod, Seminole	8
Umatilla, Marion	8
Evinston, Alachua	8
Day, Lafayette	8
Virginia Gardens, Dade	8
Salem, Taylor	8
Orange Springs, Marion	7
Fernandina, Nassau	7
Port Saint John, Brevard	7
Orange Park, Duval	7
Basinger, Okeechobee	7
University Of Central Fl, Hillsborough	7
Orlando, Pasco	7
Longboat Key, Sarasota	7
Keystone Heights, Bradford	7
River Ranch, Polk	7
Palm City, St. Lucie	7
Niceville, Walton	7
Orlando, Alachua	7
Saint Augustine Beach, St. Johns	7

COVID-19: characteristics of 1,875,818 Florida resident cases

Data through Feb 28, 2021 verified as of Mar 1, 2021 at 09:25 AM

Data in this report are provisional and subject to change.

The table below includes the cities and counties of residence for cases in Florida residents based on the patient's ZIP Code. Note that city is not always received as part of the initial notification and may be missing while the case is being investigated.

City and county	Cases
Fort Lauderdale, Unknown	7
Switzerland, St. Johns	7
Maitland, Volusia	7
Aripeka, Pasco	7
Holt, Santa Rosa	7
Orlando, Flagler	6
Orlando, Marion	6
Sunny Hills, Washington	6
Miami Gardens, Broward	6
Indian Shores, Pinellas	6
Valkaria, Brevard	6
Okeechobee, Glades	6
Quail Heights, Dade	6
Punta Gorda, Lee	6
Missing, Walton	6
Labelle, Lee	6
Winter Park, Polk	6
Winderemere, Orange	6
Maitland, Hillsborough	6
Grove City, Charlotte	6
Coco River, Collier	6
Eglin, Okaloosa	6
Glenwood, Volusia	6
Orchid, Indian River	6
Miccosukee, Leon	6
Pensacola, Unknown	6
Ybor City, Hillsborough	6
Morriston, Marion	6
Duck Key, Monroe	6
Newberry, Gilchrist	6
East Rockland Key, Monroe	6
Lake Butler, Bradford	6
Missing, Flagler	6
Mayport Naval Station, Duval	6
Bradenton, Sarasota	6
Maitland, Osceola	6
Inglis, Citrus	6
N/A, Unknown	5
Ocoee, Lake	5
Okeechobee, Martin	5
Orlando, Manatee	5
Wakulla Springs, Wakulla	5
Miami Beach, Unknown	5
Fort Lauderdale, Lee	5
Anastasia Island, St. Johns	5
Point Washington, Walton	5
University Of Central Fl, Martin	5
Williston, Marion	5
Psl, Unknown	5
San Carlos Park, Lee	5
Pompano Beach, Unknown	5
Bayou George, Bay	5
Boynton Beach, Broward	5
Miramar, Dade	5
Miami Gardens, Unknown	5
Kissimmee, Unknown	5
Jacksonville Naval Air Station, Duval	5
Fort Lauderdale, Palm Beach	5
Clarcona, Orange	5

COVID-19: characteristics of 1,875,818 Florida resident cases

Data through Feb 28, 2021 verified as of Mar 1, 2021 at 09:25 AM

Data in this report are provisional and subject to change.

The table below includes the cities and counties of residence for cases in Florida residents based on the patient's ZIP Code. Note that city is not always received as part of the initial notification and may be missing while the case is being investigated.

City and county	Cases
Ebro, Bay	5
Bruce, Holmes	5
Hialeah, Broward	5
Westchester, Dade	5
Port Salerno, Martin	5
Ocean Breeze, Martin	5
Missing, Sarasota	5
Missing, Highlands	5
Scottsmoor, Brevard	5
Pass, Unknown	5
Miami, Palm Beach	5
Stuart, St. Lucie	5
Shady Grove, Taylor	5
Missing, Leon	5
Milton, Escambia	5
Inlet Beach, Bay	5
Mayport, Duval	5
Deland, Lake	5
Marina Del Rey, Dade	4
Greenville, Jefferson	4
Oklawaha, Marion	4
West Bradenton, Manatee	4
Port Charlotte, Unknown	4
Live Oak, Madison	4
Loxahatchee Groves, Palm Beach	4
Pensacola, Santa Rosa	4
Missing, Columbia	4
Glen Ridge, Palm Beach	4
Coconut Creek, Palm Beach	4
Mid Florida, Seminole	4
Highland Park, Polk	4
Margate, Unknown	4
Melrose, Bradford	4
Lazy Lake, Broward	4
Lamont, Taylor	4
Sugarloaf, Monroe	4
Missing, Osceola	4
Branford, Gilchrist	4
Cape Haze, Charlotte	4
Clewiston, Palm Beach	4
Conch Key, Monroe	4
Okeechobee, Osceola	4
Sandestin, Walton	4
Seacrest, Bay	4
Pompano Beach, Dade	4
Bella Collina, Lake	4
Alys Beach, Walton	4
El Jobean, Charlotte	4
Missing, Alachua	4
Naples, Unknown	4
Hinsdale, Manatee	4
Weirsdale, Lake	4
Pompano Beach, Palm Beach	4
Oneco, Manatee	4
International Service Center, Dade	4
Island Grove, Alachua	4
Hollywood, Unknown	4
Indian Rock Beach, Pinellas	4
Bowling Green, Polk	4

COVID-19: characteristics of 1,875,818 Florida resident cases

Data through Feb 28, 2021 verified as of Mar 1, 2021 at 09:25 AM

Data in this report are provisional and subject to change.

The table below includes the cities and counties of residence for cases in Florida residents based on the patient's ZIP Code. Note that city is not always received as part of the initial notification and may be missing while the case is being investigated.

City and county	Cases
Cypress Gardens, Polk	4
Crestview, Walton	3
Cross Key, Monroe	3
Cape San Blas, Gulf	3
Apopka, Lake	3
Green Cove Springs, Duval	3
Fernandina Beach, Duval	3
Fpo, Duval	3
Mayport Naval Housing, Duval	3
Monticello, Madison	3
Samoset, Manatee	3
San Fernando, Unknown	3
Vernon, Bay	3
High Springs, Columbia	3
Jonesville, Alachua	3
Julington Creek, St. Johns	3
Jupiter Island, Martin	3
Longwood, Unknown	3
Mims, Volusia	3
Miramar, Unknown	3
Marco Island, Lee	3
Alford, Washington	3
Altamonte Springs, Orange	3
Pembroke Pines, Unknown	3
Ocean Reef Club, Monroe	3
Vero Beach, St. Lucie	3
Sorrento, Orange	3
Stuart, Palm Beach	3
Chicago, Lee	3
Coraopolis, Citrus	3
Champions Gate, Osceola	3
Bristol, Calhoun	3
North Fort Myers, Charlotte	3
Jacksonville, Alachua	3
Milligan, Okaloosa	3
Westville, Walton	3
Wacissa, Jefferson	3
Land O Lakes, Hillsborough	3
Lady Lake, Marion	3
Fisher Island, Unknown	3
Jacksonville , Duval	3
Bay Harbor Islands, Unknown	3
Ft Pierce, St. Lucie	3
Los Angeles, Broward	3
Lake Worth, Broward	3
Jacksonville, Dade	3
Pass, Dade	3
Vero Beach, Brevard	3
Brewton, Escambia	3
Apopka, Broward	3
Maitland, Polk	3
Lake Harbor, Palm Beach	3
Lanark Village, Franklin	3
Orem, Palm Beach	3
Pp, Dade	3
Pp, Unknown	3
Woodside, Broward	3
Lynbrook, Broward	3
Miami, Orange	3

COVID-19: characteristics of 1,875,818 Florida resident cases

Data through Feb 28, 2021 verified as of Mar 1, 2021 at 09:25 AM

Data in this report are provisional and subject to change.

The table below includes the cities and counties of residence for cases in Florida residents based on the patient's ZIP Code. Note that city is not always received as part of the initial notification and may be missing while the case is being investigated.

City and county	Cases
Lake Geneva, Clay	3
Lake City, Duval	3
Lakeland, Hillsborough	3
Immokalee, Lee	3
Hallandale Beach, Unknown	3
Fort Myers, Unknown	3
Blountstown, Liberty	3
Port Saint Lucie, Martin	3
Saint Petersburg, Hillsborough	3
Palm Coast, Volusia	3
Village Of Golf, Palm Beach	3
Wildwood, Marion	3
Saint Augusaintine Beach, St. Johns	3
Missing, Hernando	3
Pineland, Lee	3
Tampa Palms, Hillsborough	3
Tampa, Pinellas	3
Winter Garden, Seminole	3
Tarpon Springs, Pasco	3
Jacksonville, Clay	3
Laurel, Sarasota	3
Ludlam, Dade	3
Clermont, Orange	3
Clermont, Polk	2
Bronx, Seminole	2
Doctors Inlet, Clay	2
Bonifay, Jackson	2
Bonnie, Sarasota	2
Lecanto, Marion	2
Miami Shores, Broward	2
Maitland, Leon	2
Lake Helen, Orange	2
Fort Myers, Collier	2
Fort Pierce, Martin	2
Weston, Dade	2
West Palm Beach, Dade	2
Winter Park, Leon	2
Redland, Dade	2
Olustee, Baker	2
Orlando, Charlotte	2
Orlando, Santa Rosa	2
Palm Springs North, Dade	2
Seven Springs, Pasco	2
Upper Key Largo, Monroe	2
University Of Central Florida, Brevard	2
West Palm Beach, Broward	2
West Villages, Sarasota	2
Zellwood, Lake	2
Phoenix, Lake	2
Mount Pleasant, Gadsden	2
None, Dade	2
Navarre, Okaloosa	2
Blountstown, Jackson	2
Alligator Point, Franklin	2
Bradington, Manatee	2
Coconut Creek, Unknown	2
Crawfordville, Leon	2
Eatonville, Lake	2
Hallandale Beach, Dade	2

COVID-19: characteristics of 1,875,818 Florida resident cases

Data through Feb 28, 2021 verified as of Mar 1, 2021 at 09:25 AM

Data in this report are provisional and subject to change.

The table below includes the cities and counties of residence for cases in Florida residents based on the patient's ZIP Code. Note that city is not always received as part of the initial notification and may be missing while the case is being investigated.

City and county	Cases
Lawtey, Union	2
Lutz, Pinellas	2
Los Angeles, Okaloosa	2
Wekiwa Springs, Seminole	2
Wimauma, Manatee	2
University Of Central Florida, Palm Beach	2
University Of Central Florida, Pinellas	2
Provo, Broward	2
Portland, Unknown	2
Sumatra, Liberty	2
Maitland, Lake	2
Hialeah Lakes, Dade	2
Hialeah, Orange	2
Moore Haven, Hendry	2
Naples, Broward	2
Cassadaga, Volusia	2
Fort Walton Beach, Walton	2
Duke Field Air Force Station, Okaloosa	2
Dunnellon, Levy	2
University Of Central Florida, Broward	2
Orlando, Okaloosa	2
Ridge Manor Estates, Sumter	2
Saint Teresa, Wakulla	2
Miamt, Dade	2
Ocala, Unknown	2
Inverness, Polk	2
Maitland, Pasco	2
Madison, Unknown	2
Florida Power & Light Co, Dade	2
Amelia City, Nassau	2
Apopka, Unknown	2
Alligator Point, Wakulla	2
Chipley, Jackson	2
Fort Lauderdale, Alachua	2
Deerfield Beach, Unknown	2
Doral, Unknown	2
Brooklyn, Broward	2
Cross City, Taylor	2
Carl Fisher, Dade	2
Jupiter, Dade	2
Homeless, Hillsborough	2
Lakeland, Unknown	2
Micanopy, Marion	2
Tampa, Unknown	2
Sutton, Pasco	2
Windermere, Lake	2
Red Bay, Holmes	2
Saint Marys, Nassau	2
Pembroke Lakes, Broward	2
Port Saint Lucie, Palm Beach	2
Jacksonville Naval Hospital, Duval	2
Hosford, Calhoun	2
Melrose, Clay	2
Mesa, Unknown	2
Marina Del Rey, Broward	2
Longview, Dade	2
Jacksonville, Nassau	2
Aventura, Broward	2
000000, Unknown	2

COVID-19: characteristics of 1,875,818 Florida resident cases

Data through Feb 28, 2021 verified as of Mar 1, 2021 at 09:25 AM

Data in this report are provisional and subject to change.

The table below includes the cities and counties of residence for cases in Florida residents based on the patient's ZIP Code. Note that city is not always received as part of the initial notification and may be missing while the case is being investigated.

City and county	Cases
Dfafs, Okaloosa	2
Summerfield, Unknown	2
Tampa, Hernando	2
Sharpes, Brevard	2
Sebring, Desoto	2
Saint Lucie Village, St. Lucie	2
Ormond Beach, Flagler	2
Noma, Holmes	2
Orlando, Lee	2
Panama City, Unknown	2
Pembroke Pines, Dade	2
Wauchula, Desoto	2
Vero Beach, Unknown	2
Yeehaw, Okeechobee	2
Venice, Dade	2
West Palm Beach, Unknown	2
Windermere, Hillsborough	2
Winter Park, Volusia	2
Winter Springs, Orange	2
Okeechobee, Highlands	2
Orlando, Escambia	2
Port Charlotte, Lee	2
Port St. Lucie, St. Lucie	2
Sand Lake, Orange	2
University Of Central Fl, Seminole	2
Union, Manatee	2
At Large, Broward	2
Bonnie, Dade	2
Fort Pierce, Brevard	2
Graceville, Unknown	2
Eatonville, Polk	2
Delray Beach, Broward	2
Marathon Shores, Monroe	2
Miami, Martin	2
Long Beach, Orange	2
New Port Richey, Hillsborough	2
Jena, Taylor	2
Lauderhill, Unknown	2
Labelle, Collier	2
Tampa, Broward	2
Tarpon Springs, Hillsborough	2
Seguin, Unknown	2
Sarasota, Unknown	2
Sunrise, Unknown	2
Port Canaveral, Brevard	2
Plantation Key, Monroe	2
Orlando, Collier	2
Orlando, St. Lucie	2
Oakland Park, Unknown	2
Marysville, Dade	2
Callahan, Duval	2
Dade City, Unknown	2
Cibolo, Orange	2
Claysville, Hernando	2
Crescent Beach, Sarasota	2
Defuniak Springs, Okaloosa	2
Defuniak Springs, Unknown	2
Dona Vista, Lake	1
East Setauket, Palm Beach	1

COVID-19: characteristics of 1,875,818 Florida resident cases

Data through Feb 28, 2021 verified as of Mar 1, 2021 at 09:25 AM

Data in this report are provisional and subject to change.

The table below includes the cities and counties of residence for cases in Florida residents based on the patient's ZIP Code. Note that city is not always received as part of the initial notification and may be missing while the case is being investigated.

City and county	Cases
El Dorado, Palm Beach	1
Fleming Island, Duval	1
Fellsmere, Brevard	1
Crestview, Broward	1
Clearwater, Leon	1
Charlotte, Alachua	1
Dalecity, Okaloosa	1
Daytona Beach, Orange	1
Deerfield Beach, Polk	1
Crystal River, Marion	1
Crystal River, Unknown	1
Canton, Duval	1
Cantonment, Santa Rosa	1
Cape Coral, Unknown	1
Brooklyn, Polk	1
Bryceville, Duval	1
Bradenton, Lee	1
Boca Raton, Dade	1
Boca Raton, Madison	1
Bogota, Unknown	1
Bal Harbour, Broward	1
Atlanta, Walton	1
Attalla, Broward	1
Auburn, Palm Beach	1
Autaugaville, Broward	1
Apopka, Volusia	1
Alachua, Suwannee	1
Alafaya, Broward	1
Alafaya, Pinellas	1
Lake Clarke Shores, Palm Beach	1
Lake Forest, Collier	1
Merrick, Palm Beach	1
Metter, Manatee	1
Miami, Osceola	1
Miamiardens, Unknown	1
Miamksaohes, Dade	1
Jacksonville, Baker	1
Jacksonville, Marion	1
Irmo, Unknown	1
Key West, Palm Beach	1
Kilgore, Dade	1
Jupiter Inlet, Palm Beach	1
Jzx, Unknown	1
Land O Lakes, Unknown	1
Landolakes, Unknown	1
Lawton, Okaloosa	1
Levittown, Palm Beach	1
Lima, Manatee	1
Lima, Volusia	1
Macclenny, Dixie	1
Madison, Jefferson	1
Maitland, Collier	1
Florida City, Unknown	1
Fort Lauderdale, Collier	1
Gainesville, Levy	1
Glen Cove, Unknown	1
Glen Saint Mary, Duval	1
Golden Oak, Hillsborough	1
Immokalee, Walton	1

COVID-19: characteristics of 1,875,818 Florida resident cases

Data through Feb 28, 2021 verified as of Mar 1, 2021 at 09:25 AM

Data in this report are provisional and subject to change.

The table below includes the cities and counties of residence for cases in Florida residents based on the patient's ZIP Code. Note that city is not always received as part of the initial notification and may be missing while the case is being investigated.

City and county	Cases
Greensboro, Leon	1
Ocala, Duval	1
Orem, Dade	1
Orlando, Citrus	1
Okeechobi, Unknown	1
North Porte, Unknown	1
Notrealville, Polk	1
Monument, Broward	1
Mokena, Lee	1
Miami Dade, Unknown	1
Myrtle Beach, Broward	1
Morrisville, Palm Beach	1
North Brunswick, St. Lucie	1
North Grafton, Dade	1
North Lauderdale, Unknown	1
Orlando, Walton	1
Oviedo, Lake	1
Orlando, Gadsden	1
Orlando, Hernando	1
Orlando, St. Johns	1
Plantation, Leon	1
Pooler, Broward	1
Pensacola, Dade	1
Panomo City, Bay	1
Parrish, Sarasota	1
Rye, Palm Beach	1
San Marcos, Unknown	1
Ridgewood, Lee	1
Roayl Palm Beach, Palm Beach	1
Roseville, Broward	1
Port St. Lucie, Unknown	1
Punta Gorda, Sarasota	1
Putnam, Putnam	1
Surprise, Unknown	1
Syracuse, Unknown	1
St Cloud, Orange	1
St Helena Is, Dade	1
Saint Petersburg, Bay	1
Twentynine Palms, Broward	1
Venezuela, Unknown	1
Vernon, Walton	1
Waukesha, Volusia	1
West Miami, Unknown	1
Windermere, Alachua	1
Winfield, Hillsborough	1
Winter Garden, Unknown	1
Winter Park, Brevard	1
Winter Park, Unknown	1
Whippany, Volusia	1
Xifamk, Dade	1
Indianapolis, Lee	1
Jupiter, Pinellas	1
Kansas City, Palm Beach	1
Lake In The Hills, Broward	1
Lake Worth, Unknown	1
Litchfield Park, Monroe	1
Littleton, St. Johns	1
Newaygo, Charlotte	1
New Canaan, Dade	1

COVID-19: characteristics of 1,875,818 Florida resident cases

Data through Feb 28, 2021 verified as of Mar 1, 2021 at 09:25 AM

Data in this report are provisional and subject to change.

The table below includes the cities and counties of residence for cases in Florida residents based on the patient's ZIP Code. Note that city is not always received as part of the initial notification and may be missing while the case is being investigated.

City and county	Cases
Na, Dade	1
Naples, Leon	1
Melbourne, Volusia	1
Mattoon, Lee	1
Milford, Bay	1
Milford, Unknown	1
Los Angeles, Orange	1
Maitland, Palm Beach	1
Marianna, Leon	1
Marianna, Washington	1
Mary Esther, Hillsborough	1
Clearwater, Hillsborough	1
Coal City, Pasco	1
Commerce Township, Manatee	1
Crawfordville, Alachua	1
Eureka, Flagler	1
Evansville, Citrus	1
Crescent City, Marion	1
Crestview, Unknown	1
Denton, Broward	1
Destin, Bay	1
Gwynn Oak, Polk	1
Fort Worth, Broward	1
Franklin, Orange	1
Frostproof, Highlands	1
Gainesville, Palm Beach	1
Gainesville, Santa Rosa	1
Bonnie, St. Johns	1
Belleair Bluffs, Unknown	1
Brownsville, Escambia	1
Boys Ranch, Suwannee	1
Celebration, Orange	1
Chicago, Broward	1
Choctaw Beach, Unknown	1
Austin, Dade	1
Apo, Collier	1
Big Torch Key, Monroe	1
Black, Holmes	1
Boca Raton, Lee	1
Bonifay, Unknown	1
8852 Teacher Ln, Pasco	1
Addison, Pasco	1
Apopka, Citrus	1
Apopka, Hillsborough	1
Arabi, Orange	1
Tavares, Unknown	1
Temple, Palm Beach	1
Surfside Beach, Orange	1
Tampa, Duval	1
Summerdale, Escambia	1
Sun City Center, Lee	1
Saint Charles, Orange	1
St Peterburg, Orange	1
Stiamk, Dade	1
Scottsdale, Brevard	1
Roswell, Bay	1
Ruskin, Dade	1
Ruskin, Manatee	1
Saint Petersburg, Duval	1

COVID-19: characteristics of 1,875,818 Florida resident cases

Data through Feb 28, 2021 verified as of Mar 1, 2021 at 09:25 AM

Data in this report are provisional and subject to change.

The table below includes the cities and counties of residence for cases in Florida residents based on the patient's ZIP Code. Note that city is not always received as part of the initial notification and may be missing while the case is being investigated.

City and county	Cases
Saint Petersburg, Manatee	1
Port Saint Lucie, Marion	1
Port St Luice, Unknown	1
Pompano Beach, Osceola	1
Pensacola Naval Hospital, Escambia	1
Plymouth, Pasco	1
Pass-A-Grille, Pinellas	1
Oviedo, Orange	1
Pace, Escambia	1
Painted Post, Pasco	1
Palatka, Marion	1
Okeechobee, Unknown	1
North Port, Charlotte	1
Winter Springs, Polk	1
Youngstown, Washington	1
Winnetka, Dade	1
Winter Garden, Osceola	1
Winter Haven, Osceola	1
Winter Park, Duval	1
Winter Park, Palm Beach	1
Weston, Unknown	1
Wildwood, Lee	1
West Hollywood, Broward	1
Wakefield, Broward	1
Waverly, Duval	1
Wabasha, Clay	1
Unknown, Duval	1
Upland, Manatee	1
White Plains, Broward	1
Whites Creek, Leon	1
Windermere, Volusia	1
Wtixrat, Dade	1
Ventura, Orange	1
Westlake Village, Unknown	1
Watersound, Bay	1
University Of Central Florida, Lee	1
Unk, Duval	1
Trenton, Dixie	1
Uknown, Unknown	1
Pembroke Pines, Orange	1
Pensacola, Sumter	1
Palmetto, Dixie	1
Perth Amboy, Hillsborough	1
Puerto Rico, Unknown	1
Punta Gorda, Unknown	1
Randolph, Orange	1
Rivera Beach, Palm Beach	1
Port Orange, Brevard	1
Powell, Lee	1
Orlando, Jackson	1
Paducah, Manatee	1
Palm Coast, Unknown	1
Oldsrav, Manatee	1
Newberry, Levy	1
Saint Petersburg, Charlotte	1
Saint Augustine, Flagler	1
Seffenner, Hillsborough	1
Seminole, Lee	1
Toms River, Lee	1

COVID-19: characteristics of 1,875,818 Florida resident cases

Data through Feb 28, 2021 verified as of Mar 1, 2021 at 09:25 AM

Data in this report are provisional and subject to change.

The table below includes the cities and counties of residence for cases in Florida residents based on the patient's ZIP Code. Note that city is not always received as part of the initial notification and may be missing while the case is being investigated.

City and county	Cases
Tourist, Dade	1
Sunrtise, Dade	1
Tallahassee, Gadsden	1
Tallahassee, Madison	1
Stratford, Broward	1
Crossings, Unknown	1
Davenport, Lake	1
Davie, Unknown	1
Dayton, Orange	1
Edgewood, Broward	1
Elkton, Putnam	1
Chesterfield, Broward	1
Carteret, Polk	1
Cincinnati, Dade	1
Connellsville, Highlands	1
Armstrong, St. Johns	1
Atl, Brevard	1
Alva, Escambia	1
Andalusia, Escambia	1
Arcadia, Highlands	1
Baker, Santa Rosa	1
Belleville, Palm Beach	1
Belmont, Santa Rosa	1
Blountstown, Broward	1
Bronson, Alachua	1
Brooker, Alachua	1
Bradenton, Clay	1
Brandon, Pinellas	1
Bonita, Lee	1
Bocaraten, Palm Beach	1
Longwood, Broward	1
Lucedale, St. Lucie	1
Mayaguez, Dade	1
Macclenny, Duval	1
Mantua, Broward	1
Middletown, Osceola	1
North Laud, Unknown	1
Ocala, Citrus	1
Ocoee, Unknown	1
Odessa, Dade	1
New Vernon, Palm Beach	1
Monroe, Hillsborough	1
Missing, Gilchrist	1
Hudson, Pinellas	1
Hoosick Falls, Broward	1
Indian Rock Beach, Palm Beach	1
Interlachen, Duval	1
Kure Beach, Monroe	1
Lakeland, Palm Beach	1
Floral, Okaloosa	1
Forestville, Volusia	1
Gibson, Unknown	1
Gainesville, Okaloosa	1
Gainesville, Unknown	1
Greenbrier, Bay	1
Groveland, Orange	1
Hialeahgardens, Dade	1
Hiram, Leon	1
Prattville, Hillsborough	1

COVID-19: characteristics of 1,875,818 Florida resident cases

Data through Feb 28, 2021 verified as of Mar 1, 2021 at 09:25 AM

Data in this report are provisional and subject to change.

The table below includes the cities and counties of residence for cases in Florida residents based on the patient's ZIP Code. Note that city is not always received as part of the initial notification and may be missing while the case is being investigated.

City and county	Cases
Prestonsburg, Bay	1
Quincy, Jackson	1
Rapid City, Broward	1
Russellville, Bay	1
Saint Cloud, Palm Beach	1
Petersburg, Manatee	1
Piasa, Putnam	1
Saint Joseph, Volusia	1
San Antonio, Orange	1
Sanford, Unknown	1
Seminole, Leon	1
Suitland, Volusia	1
Shalimar, Unknown	1
Shirley, Flagler	1
Oldsmar, Hillsborough	1
Olean, Alachua	1
North Palm Beach, Orange	1
Northport, Sarasota	1
Oakland, Lee	1
Milford, Lee	1
Myakka City, Sarasota	1
New Middletown, Hillsborough	1
New Port Richey, Pinellas	1
New Port Richey, Unknown	1
Newberry, Marion	1
Orlo Vista, Orange	1
Other, Dade	1
Palm Beach Gardens, Unknown	1
Palmetto Bay, Palm Beach	1
Palmetto, Pasco	1
Parma, Manatee	1
Pass-A-Grille Beach, Pinellas	1
Winter Garden, Duval	1
Woodbine, Nassau	1
West Aplm Beach, Palm Beach	1
West Yarmouth, St. Lucie	1
Venetian Islands, Dade	1
Yulee, St. Johns	1
Zephyrhills, Hillsborough	1
Syracuse, Polk	1
Tallahassee, Dade	1
Tamarac, Dade	1
Sunbright, Palm Beach	1
Tavares, Orange	1
Tequesta, Martin	1
Topsham, Manatee	1
Town Of Nocatee, St. Johns	1
Troy, Manatee	1
Unkn, Duval	1
Waipahu, Santa Rosa	1
Ward, Polk	1
Wellborn, Columbia	1
Mckinney, Broward	1
Miamc, Dade	1
Matawan, Palm Beach	1
Missing, Okeechobee	1
Monroe Township, Palm Beach	1
Moore Haven, Okeechobee	1
Morrisville, Unknown	1

COVID-19: characteristics of 1,875,818 Florida resident cases

Data through Feb 28, 2021 verified as of Mar 1, 2021 at 09:25 AM

Data in this report are provisional and subject to change.

The table below includes the cities and counties of residence for cases in Florida residents based on the patient's ZIP Code. Note that city is not always received as part of the initial notification and may be missing while the case is being investigated.

City and county	Cases
Longwood, Volusia	1
Ldhl, Broward	1
Lincoln, St. Lucie	1
Little Neck, Lee	1
Lake Butler, Alachua	1
Knoxville, Bay	1
Las Vegas, Palm Beach	1
Homeless, Monroe	1
Homeless, Pinellas	1
Howell, Dade	1
Hudson, Hernando	1
Hoclywsod, Dade	1
Holiday, Pinellas	1
Indian Rocks Beach, Duval	1
Indiantown, Palm Beach	1
Inglewood, Sarasota	1
Inverness, Marion	1
Inwood, Broward	1
Irvine, Marion	1
Istachatta, Hernando	1
Jupiter, St. Lucie	1
Kenilworth, Leon	1
Jacksonville, Orange	1
Jefferson, Dade	1
Jonesboro, Leon	1
Kingsland, Nassau	1
Key West, Duval	1
Keys West, Unknown	1
Carmel, Orange	1
Cedar Springs, Hernando	1
Chicago, Unknown	1
Coconut Ck, Unknown	1
Dallas, Hernando	1
Dayton, Lake	1
Daytona Beach, Pinellas	1
Dearborn, Broward	1
Deer Park, Dade	1
Brooklyn, Dade	1
Brooklyn, Lee	1
Caracas, Dade	1
Bonnie, Broward	1
Boston, Broward	1
Bel Air, Collier	1
O, Manatee	1
Alachua, Duval	1
Alpharetta, Broward	1
Apopka, Clay	1
Asheville, Highlands	1
Astoria, Broward	1
Bartow, Hardee	1
Downingtown, Broward	1
Downingtown, Hillsborough	1
Dpo, Santa Rosa	1
Dunedin, Unknown	1
Deerfield, Dade	1
Deland, Seminole	1
Deltona, Seminole	1
Fort Lauderdale, Leon	1
Fort Myers, Sarasota	1

COVID-19: characteristics of 1,875,818 Florida resident cases

Data through Feb 28, 2021 verified as of Mar 1, 2021 at 09:25 AM

Data in this report are provisional and subject to change.

The table below includes the cities and counties of residence for cases in Florida residents based on the patient's ZIP Code. Note that city is not always received as part of the initial notification and may be missing while the case is being investigated.

City and county	Cases
Fort Pierce, Palm Beach	1
Fort White, Clay	1
East Palatka, Hillsborough	1
Eastpoint, Leon	1
Garden City, Alachua	1
Gaylord, Orange	1
Gotcha, Orange	1
Greensburg, Palm Beach	1
Erie, Monroe	1
Hallandale, Unknown	1
Haines City, Osceola	1
Hernando, Marion	1
Hialeah, Collier	1
Helen, Bay	1
Chipley, Holmes	1
Daniel Island, Bay	1
Colorado Springs, Unknown	1
Conifer, Lee	1
El Paso, Unknown	1
FI State Lot, Leon	1
Everett, Dade	1
Destin, Unknown	1
Diamond, Highlands	1
Dunellen, Dade	1
Eatonville, Seminole	1
Altamonte, Orange	1
Alva, Collier	1
333, Unknown	1
Allentown, Putnam	1
Apple Creek, Citrus	1
Amelia Village, Nassau	1
Barefoot Beach, Lee	1
Battle Creek, Manatee	1
Avon, Manatee	1
Aventura, Osceola	1
Bryn Mawr, Palm Beach	1
Burkeville, Brevard	1
Camden Wyoming, Duval	1
Chattanooga, Dade	1
Bear Grass, Palm Beach	1
Azalea Park, Osceola	1
Boca Raton,, Palm Beach	1
Boston, Dade	1
Fort Denaud, Glades	1
Fort Meyers, Lee	1
Fortlauderdale, Unknown	1
Fortwalton Beach, Okaloosa	1
Ft Pierce, Unknown	1
Garland, Orange	1
Hallandate Ben, Unknown	1
Havana, Leon	1
Homeless, Dade	1
Homer, Escambia	1
Hickory, Lee	1
Hilliard, Unknown	1
Longwood, Orange	1
Lehigh Cares, Lee	1
Live Oak, Columbia	1
Loganville, Orange	1

COVID-19: characteristics of 1,875,818 Florida resident cases

Data through Feb 28, 2021 verified as of Mar 1, 2021 at 09:25 AM

Data in this report are provisional and subject to change.

The table below includes the cities and counties of residence for cases in Florida residents based on the patient's ZIP Code. Note that city is not always received as part of the initial notification and may be missing while the case is being investigated.

City and county	Cases
Jeffersonville, Broward	1
Knoxville, Escambia	1
Lauderdale Hill, Unknown	1
Lake Mary, Lake	1
Ocean City, Broward	1
Old Town, Gilchrist	1
Opa Locka, Polk	1
Orem, Sarasota	1
Orem, Unknown	1
Palm City, Unknown	1
Oviedo, Leon	1
Middleburg, Duval	1
Midland, Osceola	1
Miami, Charlotte	1
Miamii, Dade	1
Miami Garden, Unknown	1
North Miami, Broward	1
Missing, Wakulla	1
Mumford, Manatee	1
N/A, Duval	1
Naples, Alachua	1
San Antonio, Dade	1
San Diego, Unknown	1
Sanford, Palm Beach	1
Sebastian, Lake	1
Ridgewood, Broward	1
Riverview, Manatee	1
Riverview, Osceola	1
Roseland, Palm Beach	1
Republic, Monroe	1
Richmond, Palm Beach	1
Russellville, Hillsborough	1
Saint Augustine, Okaloosa	1
Plant City, Unknown	1
Pompano Beach, Alachua	1
Porter Ranch, Dade	1
Raiford, Bradford	1
Ponte Vedra Beach, Orange	1
Port Orange , Volusia	1
Port Saint Lucie, Indian River	1
University Of Central Florida, Hillsborough	1
Village Of Palm Springs, Palm Beach	1
Virginia Beach, Alachua	1
Webster, Pasco	1
Westerville, Hillsborough	1
Wilton Manors, Dade	1
Wilbur By The Sea, Volusia	1
Willowbrook, Lee	1
Union City, Bradford	1
University Of Central FI, Pasco	1
Steinhatchee, Alachua	1
Tampa, Escambia	1
Tampa, Manatee	1
Tangerine, Lake	1
Winston Salem, Unknown	1
Winter Garden, Hillsborough	1
Woodland Hills, Brevard	1
Youngstown, Calhoun	1
Yulee, Duval	1

COVID-19: characteristics of 1,875,818 Florida resident cases

Data through Feb 28, 2021 verified as of Mar 1, 2021 at 09:25 AM

Data in this report are provisional and subject to change.

The table below includes the cities and counties of residence for cases in Florida residents based on the patient's ZIP Code. Note that city is not always received as part of the initial notification and may be missing while the case is being investigated.

City and county	Cases
Downers Grove, St. Lucie	1
Export, Palm Beach	1
Fdsf, Unknown	1
Felda, Palm Beach	1
Flagler Beach, Volusia	1
Flora, Lee	1
Fort Myers, Lake	1
Fresno, Pasco	1
Fruitland Park, Sumter	1
Fwb, Unknown	1
Gainesville, Marion	1
Gastonia, Polk	1
Clearwater, Highlands	1
Clermont, Unknown	1
Columbia, Orange	1
Coral Gables, Unknown	1
Coral Springs, Unknown	1
Cornelius, Leon	1
Crestview, Dade	1
Dade City, Polk	1
Dania, Unknown	1
Darien, Pasco	1
Arcadia, Charlotte	1
Aspen, Palm Beach	1
Atlanta, Broward	1
Aurburndale, Polk	1
Aventura, Unknown	1
Azalea Park, Sarasota	1
Bartow, Unknown	1
Biscayne Park, Broward	1
Boca Rotan, Unknown	1
Alpharetta, Alachua	1
Apalachicola, Leon	1
Brooksville, Columbia	1
Bryn Mawr, Collier	1
Canfield, Duval	1
Naugatuck, Lee	1
Myakka, Duval	1
Newport Beach, Palm Beach	1
North Little Rock, Palm Beach	1
New Vernon, Sarasota	1
New York, Broward	1
Northville, Broward	1
Ocala, Indian River	1
Ocoee, Broward	1
Missing, Baker	1
Middleburg, Unknown	1
Milford, Palm Beach	1
Minneapolis, Broward	1
Melbourne, Orange	1
Metter, Volusia	1
Miami Beach, Palm Beach	1
Miami Granders, Dade	1
Hilliard, Dade	1
Hollywood, Leon	1
Holt, Unknown	1
Homestead, Monroe	1
Humble, Broward	1
Green, Clay	1

COVID-19: characteristics of 1,875,818 Florida resident cases

Data through Feb 28, 2021 verified as of Mar 1, 2021 at 09:25 AM

Data in this report are provisional and subject to change.

The table below includes the cities and counties of residence for cases in Florida residents based on the patient's ZIP Code. Note that city is not always received as part of the initial notification and may be missing while the case is being investigated.

City and county	Cases
Greensburg, Orange	1
Greenville, Monroe	1
Gulf Shores, Escambia	1
Killarney, Orange	1
Knoxville, Duval	1
Havanna, Gadsden	1
Jan Phyl Village, Polk	1
Johns Island, Wakulla	1
Los Angeles, Polk	1
Maitland, Unknown	1
Lakeland, Pasco	1
Lakewood, Unknown	1
Lake City, Volusia	1
Sumter Ville, Unknown	1
Tallahassee, Escambia	1
Springhill, Unknown	1
Stockbridge, Leon	1
Sullivans Island, Dade	1
Tinley Park, Lee	1
University Of Central Fl, Dade	1
Telluride, Lee	1
Tampa, Dade	1
Tampa, Lee	1
Sevierville, Dade	1
South Otsellic, Dade	1
Southampton, Palm Beach	1
Saint Petersburg, Dade	1
San Juan, Osceola	1
San Pedro Sula, Dade	1
Sandy, Duval	1
Richmond Heights, Dade	1
Riverview, Pinellas	1
Rochester, Lee	1
Rosemary Beach, Bay	1
Saint Cloud, Orange	1
Pound Ridge, Leon	1
Ponce, Orange	1
Port Charlotte Fl, Unknown	1
Plant City, Pinellas	1
Plantation, Unknown	1
Plant City, Hendry	1
Orlando, Highlands	1
Opa Locka, Unknown	1
Orem, Nassau	1
Olando, Orange	1
Ocoee, Polk	1
Wayne, Dade	1
Windermere, Polk	1
Winter Park, Lake	1
West Simsbury, Collier	1
Louisville, Manatee	1
Los Angeles Ca, Unknown	1
Los Angeles, Hardee	1
Littleton, Dade	1
Margate, Dade	1
Marshall, Dade	1
Mary Esther, Unknown	1
Medford, Palm Beach	1
Middlesburg, Duval	1

COVID-19: characteristics of 1,875,818 Florida resident cases

Data through Feb 28, 2021 verified as of Mar 1, 2021 at 09:25 AM

Data in this report are provisional and subject to change.

The table below includes the cities and counties of residence for cases in Florida residents based on the patient's ZIP Code. Note that city is not always received as part of the initial notification and may be missing while the case is being investigated.

City and county	Cases
Missing, Jackson	1
Macdill Air Force Base, Hillsborough	1
Miami Beach, Broward	1
Miami Lakes, Unknown	1
Miami, Hillsborough	1
Miami, Manatee	1
Leesburg, Marion	1
Lehigh Acres, Dade	1
Lewisburg, Pasco	1
Largo, Unknown	1
Lake City, Hamilton	1
La Grange, Dade	1
Harrison, Pinellas	1
Holly Ridge, Orange	1
Homeless, Polk	1
Homosassa, Hernando	1
Jerusalem, St. Johns	1
East Hampton, Palm Beach	1
Cypress, Leon	1
Davenport, Orange	1
Daytona Beach, Unknown	1
Deland, St. Lucie	1
Deltona, Orange	1
Fort Myers-, Lee	1
Fort Pierce, Unknown	1
Foley, Escambia	1
Gainesville, Duval	1
Granada Hills, Broward	1
Guilford, Dade	1
Hailandale, Unknown	1
Conway, Leon	1
Coventry, Broward	1
Clermont, Volusia	1
Clewiston, Glades	1
Bridgeport, Dade	1
Bronx, Palm Beach	1
Cartersville, Unknown	1
Altoona, Marion	1
Anaheim, Unknown	1
Argyle, Walton	1
Athens, Duval	1
Bogota, Orange	1
Bradenton, Dade	1
Bradenton, Osceola	1
New Orleans, Palm Beach	1
Newark, Broward	1
Newburgh, Bay	1
Navarre, Dade	1
Old Town, Alachua	1
Ona, Manatee	1
Oooooo, Unknown	1
Orange Park , Duval	1
North Pole, Seminole	1
North Port, Lee	1
Orlando, Columbia	1
Orlando, Indian River	1
Orlando, Sarasota	1
Ocoee, Osceola	1
Okeechobee, Broward	1

COVID-19: characteristics of 1,875,818 Florida resident cases

Data through Feb 28, 2021 verified as of Mar 1, 2021 at 09:25 AM

Data in this report are provisional and subject to change.

The table below includes the cities and counties of residence for cases in Florida residents based on the patient's ZIP Code. Note that city is not always received as part of the initial notification and may be missing while the case is being investigated.

City and county	Cases
Orem, Broward	1
Plantation, Orange	1
Pompano Beach, Martin	1
Parker, Dade	1
Parker, Leon	1
Peoria, Unknown	1
Palm Coast, Alachua	1
Palm Coast, Polk	1
Ormond Beach, Unknown	1
Oviedo, Brevard	1
Pacifica, Dade	1
Saint Petersburg, St. Lucie	1
Sandford, Seminole	1
Rye, Duval	1
Rex, Duval	1
Port Everglades, Broward	1
Winter Garden, Pinellas	1
Zolfo Springs, Polk	1
Westbrook, Dade	1
Wichita, Volusia	1
Washington, Unknown	1
Wells, Polk	1
Winder Garden, Orange	1
Windermere, Leon	1
Windermere, Osceola	1
Windermere, Seminole	1
Winter Garden, Broward	1
Winter Park, Broward	1
Winter Park, Indian River	1
Winter Park, Lee	1
Tulsa, Orange	1
Venice, Unknown	1
Vernon, Unknown	1
Sun City Center, Hardee	1
Tiffin, Highlands	1
Tallahassee, Duval	1
Tallahassee, Unknown	1
Tampa, Palm Beach	1
Tavares, Marion	1
Saint Cloud, Unknown	1
Saint Johns, Unknown	1
Sarasota, Flagler	1
Saxis, Lee	1
Sebring, Lee	1
Shelton, Manatee	1
Spring Hill , Hernando	1
Spring Hill, Dade	1
Starke, Clay	1
Stone Mountain, Palm Beach	1
Panama City, Walton	1
Perry, Leon	1
Perth Amboy, Monroe	1
Palm Coast, Duval	1
Opalocka, Dade	1
Orlando, Union	1
Ovido, Seminole	1
Oxford, Palm Beach	1
Oakland, Leon	1
Ocala, Alachua	1

COVID-19: characteristics of 1,875,818 Florida resident cases

Data through Feb 28, 2021 verified as of Mar 1, 2021 at 09:25 AM

Data in this report are provisional and subject to change.

The table below includes the cities and counties of residence for cases in Florida residents based on the patient's ZIP Code. Note that city is not always received as part of the initial notification and may be missing while the case is being investigated.

City and county	Cases
Okeechobee, St. Lucie	1
New Richmond, Volusia	1
North Canton, Palm Beach	1
Rio Dell, Volusia	1
Rochelle, Volusia	1
Port Orange, Unknown	1
Port Saint Lucie, Orange	1
Princeton, Alachua	1
Provincetown, Collier	1
Shannon, Collier	1
Soldotna, Broward	1
Saint Cloud, Lee	1
Saint Johns, Orange	1
San Antonio, Sarasota	1
San Antonio, Unknown	1
Sanford, Volusia	1
Tangerine, Seminole	1
Tewksbury, Orange	1
South Burlington, Orange	1
Spring Park, Alachua	1
Steinhatchee, Madison	1
Winter Park, Osceola	1
Wood River, Polk	1
Worcester, Palm Beach	1
Winter Park, Alachua	1
Wilmington, Broward	1
Wheaton, Lee	1
Wesley Chapel, Alachua	1
Virginia Beach, Hernando	1
Waco, Broward	1
Washington, Broward	1
Umatilla, Alachua	1
University Of Central Florida, Monroe	1
Toms River, Dade	1
Gainesville, Baker	1
Gilmer, Dade	1
Grassy Key, Monroe	1
Haverford, Hillsborough	1
Herrin, Orange	1
Jupiter, Unknown	1
Kingsland, Duval	1
Kissimmee, Brevard	1
Jacksonville, Manatee	1
Jamaica, Broward	1
Jersey City, Polk	1
Los Angeles, Palm Beach	1
Marianna, Calhoun	1
Miami, Collier	1
Miami, St. Lucie	1
Marshall, Palm Beach	1
Melrose, Alachua	1
Miamf, Dade	1
Miami G, Dade	1
Lemoyne, Manatee	1
Lawrence Township, Palm Beach	1
Lyndhurst, Broward	1
Magnolia Square, Osceola	1
Maitland, Alachua	1
Lake Placid, Alachua	1

COVID-19: characteristics of 1,875,818 Florida resident cases

Data through Feb 28, 2021 verified as of Mar 1, 2021 at 09:25 AM

Data in this report are provisional and subject to change.

The table below includes the cities and counties of residence for cases in Florida residents based on the patient's ZIP Code. Note that city is not always received as part of the initial notification and may be missing while the case is being investigated.

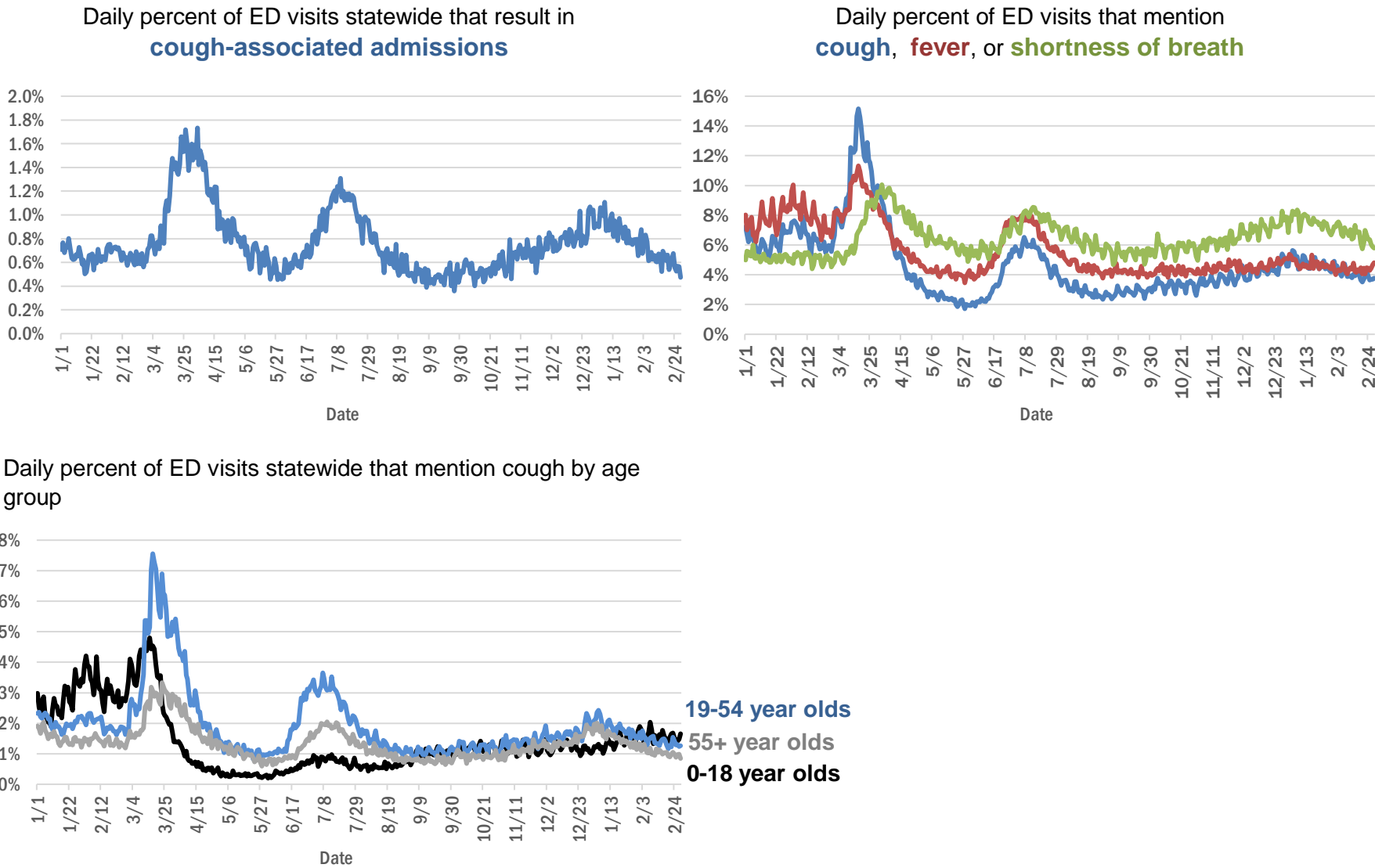
City and county	Cases
Lake Worth Beach, Broward	1
Lander, Citrus	1
Las Vegas, Orange	1
Bryant, Alachua	1
Bronx, Broward	1
Buffalo, Palm Beach	1
Carol Stream, Orange	1
Castleberry, Escambia	1
Charlotte, Pasco	1
Apo, Pasco	1
Apopka, Flagler	1
99, Unknown	1
Alanson, Bay	1
Aollywoss, Dade	1
Boca Raton, Unknown	1
Bohealia, Lee	1
Blowing Rock, Polk	1
Belleair, Hillsborough	1
Dorchester, Orange	1
Deland, Polk	1
Cumberland, Palm Beach	1
Dade City, Hillsborough	1
Estero, Collier	1
Fanning Springs, Levy	1
Clear Brook, Lee	1
Crestview, Holmes	1
Columbus, Brevard	1
Cookeville, Seminole	1
Dallas, Lee	1
De Leon Springs, Putnam	1
Dearborn, Lee	1
Total	1,875,818

COVID-19: additional surveillance information

Data through Feb 28, 2021 verified as of Mar 1, 2021 at 09:25 AM

Data in this report are provisional and subject to change.

Statewide emergency department (ED) chief complaint and admission data



The Electronic Surveillance System for the Early Notification of Community-Based Epidemics (ESSENCE-FL) includes chief complaint data from 211 of 211 Florida EDs. Data are transmitted electronically to ESSENCE-FL daily or hourly.

COVID-19: testing by laboratory

Data through Feb 28, 2021 verified as of Mar 1, 2021 at 09:25 AM

Data in this report are provisional and subject to change.

The numbers in the table below represent the number of Florida and non-Florida residents for whom test results were received by the Department of Health. A person can be tested by more than one laboratory and can have both positive and negative results. **Therefore, the sum of the numbers in each column will be larger than the total number of people tested.**

Reporting lab	Inconclusive	Negative	Positive	Percent positive	Total
LABORATORY CORPORATION OF AMERICA	2,504	1,567,008	214,454	12%	1,783,966
CURATIVE LABS	13,962	1,478,670	223,468	13%	1,716,100
QUEST DIAGNOSTICS	11,614	1,337,408	197,694	13%	1,546,716
BIO REFERENCE LABORATORIES, INC	7,564	912,110	175,519	16%	1,095,193
HELIX	8,167	597,851	105,369	15%	711,387
REALTOX LABS LLC	6,281	580,535	95,373	14%	682,189
NOMI_HEALTH	2,360	385,798	56,031	13%	444,189
GENETWORX	661	390,601	32,959	8%	424,221
RCA LABORATORY SERVICES, LLC		376,100	40,524	10%	416,624
CDR MAGUIRE - HEALTH CARE CENTER		338,627	51,540	13%	390,167
EAST FLORIDA STATE COLLEGE - BREVARD		212,886	26,986	11%	239,872
IMPACT HEALTH BIOMETRIC TESTING, INC	1,024	212,966	24,929	10%	238,919
BPHL-JACKSONVILLE	18	178,214	31,323	15%	209,555
PWNHEALTH	1,322	175,085	24,232	12%	200,639
NOMI HEALTH LAB SERVICES		172,681	19,865	10%	192,546
PALM BEACH BALLPARK		157,615	16,225	9%	173,840
ADVENTHEALTH LAB	99	153,304	20,003	12%	173,406
CB SMITH PARK		150,116	18,794	11%	168,910
MAKO GENOMICS	7,549	135,587	24,820	15%	167,956
FULGENT DIAGNOSTICS LABORATORY	2,990	138,973	15,516	10%	157,479
BPHL-MIAMI	225	133,742	22,580	14%	156,547
MAYO CLINIC LABORATORIES	333	135,999	17,303	11%	153,635
ELABNETWORK	1,059	137,621	11,751	8%	150,431
BAYCARE LABORATORIES LLC	577	126,560	11,137	8%	138,274
MEMORIAL REGIONAL HOSPITAL SOUTH	25	110,322	22,708	17%	133,055
ASCENSION SACRED HEART HOSPITAL - PENSACOLA	2	111,110	17,622	14%	128,734
NORTHWEST LABORATORY	246	121,065	6,474	5%	127,785
ORLANDO HEALTH SYSTEM	680	111,614	11,707	9%	124,001
BIOCOLLECTIONS WORLDWIDE, INC	734	107,979	13,331	11%	122,044
ADVENT HEALTH LAB	112	101,260	13,956	12%	115,328
MEDICAL DIAGNOSTIC LABORATORIES	974	98,538	14,213	12%	113,725
AKESOGEN		87,498	16,947	16%	104,445
UF HEALTH MEDICAL LAB	33	95,124	8,924	9%	104,081
BPHL-TAMPA (SPECTRUM BLVD)	45	87,733	16,213	16%	103,991
TESTING MATTERS INC	570	87,985	15,118	15%	103,673
KORVALABS, INC	1,285	91,488	4,699	5%	97,472
AEGIS SCIENCES CORPORATION	846	81,895	14,487	15%	97,228
TAMPA GENERAL HOSPITAL	4	88,633	8,539	9%	97,176
DIATHERIX LABORATORIES (VRL EUROFINs)		82,415	12,343	13%	94,758
SUNPATH MEDICAL DIAGNOSTICS LABORATORY	810	77,329	11,921	13%	90,060
BAPTIST HEALTH SOUTH FLORIDA	350	73,309	11,424	13%	85,083
ASCENSION ST VINCENT'S - RIVERSIDE	1	68,040	9,886	13%	77,927
JACKSON MEMORIAL HOSPITAL CLINICAL LAB	79	60,108	11,108	16%	71,295
SOUTH MIAMI HOSPITAL LAB	431	61,580	8,928	13%	70,939
LAKELAND REGIONAL MEDICAL CENTER	129	62,272	8,313	12%	70,714
AMERICAN HEALTH ASSOCIATES	9	58,631	5,130	8%	63,770
UF HEALTH SHANDS HOSPITAL	468	58,639	4,393	7%	63,500

COVID-19: testing by laboratory

Data through Feb 28, 2021 verified as of Mar 1, 2021 at 09:25 AM

Data in this report are provisional and subject to change.

The numbers in the table below represent the number of Florida and non-Florida residents for whom test results were received by the Department of Health. A person can be tested by more than one laboratory and can have both positive and negative results. **Therefore, the sum of the numbers in each column will be larger than the total number of people tested.**

Reporting lab	Inconclusive	Negative	Positive	Percent positive	Total
INGENIOUS PERSONALIZED MEDICINE	197	49,113	10,184	17%	59,494
AIT LABORATORIES		51,702	6,306	11%	58,008
ARUP LABORATORIES	16	50,062	2,922	6%	53,000
APPLIED INGENUITY DIAGNOSTICS LLC		48,582	2,175	4%	50,757
BAPTIST HEALTH - JACKSONVILLE	4	46,653	3,851	8%	50,508
GENESIS REFERENCE LABORATORIES		44,272	5,008	10%	49,280
TALLAHASSEE MEMORIAL HOSPITAL	237	42,728	5,400	11%	48,365
VIRACOR EUROFINs		35,533	9,813	22%	45,346
SARASOTA MEMORIAL HOSPITAL MAIN LAB	12	40,326	3,591	8%	43,929
BROWARD GENERAL MEDICAL CENTER-CLINICAL LAB	2	38,486	4,190	10%	42,678
ADVENTIST HEALTH SYSTEMS SUNBELT INC DBA		37,373	4,361	10%	41,734
NICKLAUS CHILDREN'S HOSPITAL	67	35,996	4,993	12%	41,056
FLORIDA HOSPITAL - TAMPA	37	37,607	3,217	8%	40,861
MILLENNIUM PHYSICIAN GROUP	17	33,882	6,568	16%	40,467
LEE HEALTH - CAPE CORAL HOSPITAL	3	33,330	5,494	14%	38,827
MINUTECLINIC LLC		32,594	5,694	15%	38,288
UNIVERSITY OF MIAMI HOSPITAL	132	34,361	3,574	9%	38,067
DWIC OF TAMPA BAY INC		33,204	4,058	11%	37,262
ORANGE COUNTY CONVENTION CENTER		33,330	3,698	10%	37,028
UF HEALTH JACKSONVILLE	50	32,611	3,847	11%	36,508
MIAMI DADE COUNTY		32,093	3,528	10%	35,621
ECCO LAB GROUP CO	506	30,160	4,589	13%	35,255
WALGREENS	34	29,298	5,417	16%	34,749
MEDFAST URGENT CARE CENTERS, LLC	19	29,449	4,461	13%	33,929
NORTH FLORIDA REGIONAL MEDICAL CENTER		27,687	3,368	11%	31,055
MOUNT SINAI MEDICAL CENTER	10	27,499	3,007	10%	30,516
ST JOSEPHS HOSPITAL LABORATORY	23	26,662	3,516	12%	30,201
JUPITER MEDICAL CENTER LAB	80	27,132	2,649	9%	29,861
BRANDON REGIONAL HOSPITAL		26,359	3,474	12%	29,833
STS LAB 2 LLC	6	27,801	1,423	5%	29,230
INTEGRATED REGIONAL LABORATORIES LLP	1	25,081	3,935	14%	29,017
JFK MEDICAL CENTER LAB	1	23,898	3,116	12%	27,015
GENESIS MEDICAL LABORATORY	360	22,195	4,221	16%	26,776
PALMETTO GENERAL HOSPITAL LAB	3	22,223	4,527	17%	26,753
WATSON CLINIC LLP		21,254	4,958	19%	26,212
NIGHT LITE PEDIATRIC CENTER LLC		23,292	2,622	10%	25,914
HOLY CROSS HOSPITAL CLINICAL LAB	1	22,945	2,168	9%	25,114
MALABAR MEDICAL WALK IN CLINIC	1	20,918	4,170	17%	25,089
HEALTHLINK DIAGNOSTIC LABORATORIES	289	22,042	2,333	9%	24,664
ACCESS DX LABORATORY	222	21,870	2,078	9%	24,170
AVENTUS BIO LABS	16	20,810	3,107	13%	23,933
MORTON PLANT HOSPITAL-ADLER INSTITUTE	26	20,316	2,438	11%	22,780
PANCARE OF FLORIDA INC		20,009	2,439	11%	22,448
STATLAB_MOBILE	1	20,074	2,034	9%	22,109

COVID-19: testing by laboratory

Data through Feb 28, 2021 verified as of Mar 1, 2021 at 09:25 AM

Data in this report are provisional and subject to change.

The numbers in the table below represent the number of Florida and non-Florida residents for whom test results were received by the Department of Health. A person can be tested by more than one laboratory and can have both positive and negative results. **Therefore, the sum of the numbers in each column will be larger than the total number of people tested.**

Reporting lab	Inconclusive	Negative	Positive	Percent positive	Total
LAB DIAGNOSTICS LLC	390	16,081	5,313	24%	21,784
NAPLES COMMUNITY HOSPITAL	72	19,477	2,019	9%	21,568
DRS CLACK SPENCER WHITE & MCCORMACK PA D/B/A		19,439	1,984	9%	21,423
SAINT MARY'S MEDICAL CENTER	24	18,577	2,184	11%	20,785
ADVENT HEALTH - DAYTONA BEACH	32	18,890	1,676	8%	20,598
EXACT SCIENCES LABORATORIES		18,177	2,306	11%	20,483
PATIENTS FIRST LAKE ELLA MEDICAL CENTER PA		17,233	3,220	16%	20,453
UNITED CLINICAL LABORATORY LLC	3	17,573	2,324	12%	19,900
INFINITY BIOLOGIX LLC	54	18,735	818	4%	19,607
CLEVELAND CLINIC HOSPITAL LAB	4	17,296	2,245	11%	19,545
CLEVELAND CLINIC TRADITION HOSPITAL		17,404	1,267	7%	18,671
BAYFRONT HEALTH - ST PETERSBURG	17	16,076	2,365	13%	18,458
OSCEOLA REGIONAL MEDICAL CENTER	1	15,704	2,255	13%	17,960
LEESBURG REGIONAL MEDICAL CENTER		15,578	2,164	12%	17,742
HEALTH CENTER AT SINAI RESIDENCES		16,930	506	3%	17,436
BIOCERNA LABS	461	14,582	2,112	12%	17,155
HOMESTEAD HOSPITAL CLINICAL LABORATORY	27	14,095	3,030	18%	17,152
MEMORIAL HOSPITAL JACKSONVILLE	8	14,189	2,706	16%	16,903
CLARITY LAB SOLUTIONS	93	14,486	1,795	11%	16,374
WELLINGTON REGIONAL MED CTR LAB	6	14,468	1,795	11%	16,269
NORTHWEST MEDICAL CENTER	1	14,190	2,026	12%	16,217
ORANGE PARK MEDICAL CENTER	9	13,412	2,596	16%	16,017
INDIAN RIVER PATHOLOGY LLC		14,739	1,248	8%	15,987
ACCESS MEDICAL LABORATORIES	4	8,013	7,603	49%	15,620
BETHESDA HOSPITAL EAST		14,088	1,452	9%	15,540
FULGENT DIAGNOSTICS	169	14,334	977	6%	15,480
OAK HILL HOSPITAL		13,685	1,735	11%	15,420
DELRAY MEDICAL CENTER LAB	3	13,780	1,606	10%	15,389
VISTA CLINICAL DIAGNOSTICS	481	13,073	1,719	11%	15,273
WEST KENDALL BAPTIST HOSPITAL	13	12,140	2,844	19%	14,997
LAWNWOOD REGIONAL MEDICAL CENTER	1	12,873	2,102	14%	14,976
MEMORIAL REGIONAL HOSPITAL CLINICAL LABORATORY	10	13,811	953	6%	14,774
PRIVA PATH LABS	76	13,656	943	6%	14,675
BAPTIST HEALTHCARE - BAPTIST HOSPITAL	5	11,416	3,102	21%	14,523
INDIAN RIVER MEDICAL CENTER LAB		13,669	852	6%	14,521
BAPTIST HEALTH - SOUTH		13,304	1,176	8%	14,480
LEE HEALTH - LEE MEMORIAL HOSPITAL		10,759	3,561	25%	14,320
LARGO MEDICAL CENTER		12,705	1,599	11%	14,304
THE HEALTHCARE DISTRICT OF PALM BEACH COUNTY	46	12,436	1,817	13%	14,299
UHEALTH CORAL GABLES/LENNAR MED CTR	34	13,294	891	6%	14,219
WINTER HAVEN HOSPITAL CLINICAL LABORATORY	4	11,986	2,192	15%	14,182
NONA SCIENTIFIC	5	10,795	3,123	22%	13,923
ADVENTHEALTH CENTRA CARE LAKE BUENA VISTA		12,305	1,568	11%	13,873
WEST FLORIDA HOSPITAL LAB	1	10,776	2,960	22%	13,737
CARDIOPATH	84	11,779	1,712	13%	13,575

COVID-19: testing by laboratory

Data through Feb 28, 2021 verified as of Mar 1, 2021 at 09:25 AM

Data in this report are provisional and subject to change.

The numbers in the table below represent the number of Florida and non-Florida residents for whom test results were received by the Department of Health. A person can be tested by more than one laboratory and can have both positive and negative results. **Therefore, the sum of the numbers in each column will be larger than the total number of people tested.**

Reporting lab	Inconclusive	Negative	Positive	Percent positive	Total
MEDICAL CENTER OF TRINITY CLINICAL LABORATORY	2	11,936	1,401	11%	13,339
PALMS WEST HOSPITAL LAB	2	11,323	1,848	14%	13,173
GOOD SAMARITAN MEDICAL CENTER LAB	2	11,361	1,700	13%	13,063
WESTSIDE REGIONAL MED CTR	2	11,065	1,913	15%	12,980
MOLECULAR INFECTIOUS DISEASES	458	12,071	413	3%	12,942
NEMOURS CHILDRENS HOSPITAL	1	12,109	730	6%	12,840
MERCY HOSPITAL A CAMPUS OF PLANTATION GEN HOSP LAB	1	10,757	2,001	16%	12,759
REGIONAL MEDCIAL CENTER BAYONET POINT	2	11,533	1,010	8%	12,545
ST ANTHONY'S HOSPITAL LAB	30	10,973	1,508	12%	12,511
MEDRITE MEDICAL CARE, PC	5,915	6,023	568	5%	12,506
GULF COAST MEDICAL CENTER MICROLAB		9,762	2,696	22%	12,458
THE VILLAGES REGIONAL HOSPITAL		11,038	1,279	10%	12,317
LAKE CITY HM		11,147	988	8%	12,135
BINAXNOW	9	9,173	2,841	24%	12,023
FLORIDA HOSPITAL WATERMAN LABORATORY	70	10,997	862	7%	11,929
CAPITAL REGIONAL MEDICAL CTR		9,570	2,338	20%	11,908
AVENTURA HOSPITAL LAB		9,584	2,236	19%	11,820
PWN HEALTH	17	9,712	2,072	18%	11,801
CORAL GABLES HOSPITAL CLINICAL LABORATORY		9,905	1,847	16%	11,752
HALIFAX MEDICAL CENTER LAB	37	9,975	1,724	15%	11,736
ST MARKS HOSPITAL LABORATORY B	78	10,627	1,002	9%	11,707
GENOVA DIAGNOSTICS LABORATORY	61	10,564	1,030	9%	11,655
WEST BOCA MEDICAL CENTER LAB		10,738	871	8%	11,609
BLAKE MEDICAL CENTER		10,115	1,450	13%	11,565
ST JOSEPHS HOSPITAL	18	9,989	1,529	13%	11,536
FLORIDA LABORATORY ANALYSIS		10,039	1,468	13%	11,507
BAPTIST HEALTH SOUTH FLORIDA - WEST KENDALL URGENT CARE		9,579	1,847	16%	11,426
MANATEE MEMORIAL HOSPITAL		10,387	990	9%	11,377
LEE HEALTH - HEALTH PARK MEDICAL CENTER		9,516	1,823	16%	11,339
PATHNOSTICS	41	8,808	2,359	21%	11,208
COAST DIAGNOSTICS LLC	45	9,938	1,216	11%	11,199
PALM BEACH GARDENS MEDICAL CTR LAB		10,013	1,101	10%	11,114
LARKIN COMMUNITY HOSPITAL	10	9,632	1,462	13%	11,104
MEASE COUNTRYSIDE LAB	14	9,651	1,187	11%	10,852
PRECISION HEALTH RESOURCES LLC		10,032	661	6%	10,693
LAKE CITY MEDICAL CENTER		8,447	2,174	20%	10,621
FLORIDA HOSPITAL HEARTLAND MED CTR CLINICAL LAB	33	9,143	1,367	13%	10,543
LARKIN COMMUNITY HOSPITAL INC DBA CARDIOTROPIC		6,820	3,621	35%	10,441
VIKOR SCIENTIFIC	47	8,563	1,774	17%	10,384
NATIONWIDE LABORATORY SERVICES INC	349	8,587	1,335	13%	10,271
PLANTATION GENERAL HOSPITAL		8,647	1,604	16%	10,251
ADVENT HEALTH - WESLEY CHAPEL	14	9,254	971	9%	10,239
FLORIDA MEDICAL CENTER - A CAMPUS OF NORTH SHORE	2	8,752	1,212	12%	9,966
DOCTORS HOSPITAL	7	8,295	1,632	16%	9,934
LABS ASAP LLC		8,888	980	10%	9,868
SRQ DRIVE THROUGH		8,944	905	9%	9,849
EXPRESS GENE MOLECULAR DIAGNOSTICS LABORATORY		8,426	1,399	14%	9,825

COVID-19: testing by laboratory

Data through Feb 28, 2021 verified as of Mar 1, 2021 at 09:25 AM

Data in this report are provisional and subject to change.

The numbers in the table below represent the number of Florida and non-Florida residents for whom test results were received by the Department of Health. A person can be tested by more than one laboratory and can have both positive and negative results. **Therefore, the sum of the numbers in each column will be larger than the total number of people tested.**

Reporting lab	Inconclusive	Negative	Positive	Percent positive	Total
CENTRAL FLORIDA REGIONAL HOSPITAL		8,793	1,023	10%	9,816
LEON MEDICAL CENTERS LLC		7,711	2,081	21%	9,792
SARKIS CLINICAL TRIALS	25	8,517	1,244	13%	9,786
AMERICAN FAMILY CARE		5,456	4,303	44%	9,759
SYNERGY DIAGNOSTIC LABORATORY	93	8,540	1,050	11%	9,683
AVECINA	17	8,956	699	7%	9,672
NORTHSIDE HOSPITAL AND HEART INSTITUTE		8,673	984	10%	9,657
P4 CLINICAL, LLC	202	8,477	956	10%	9,635
LABSTAT LLC	3	9,193	435	5%	9,631
PALM BEACH BALL PARK		8,605	1,015	11%	9,620
AVECINA MEDICAL	4	6,202	3,388	35%	9,594
CORAL SPRINGS MED CTR		8,588	931	10%	9,519
AMELIA EARHART		8,041	1,365	15%	9,406
BOSTON HEART DIAGNOSTICS CORP		8,203	1,198	13%	9,401
FLORIDA HOSPITAL DELAND	10	8,132	1,180	13%	9,322
NCF DIAGNOSTICS & DNA TECHNOLOGIES LAB	156	8,658	495	5%	9,309
ADVENTHEALTH CENTRA CARE WATERFORD LAKES		7,777	1,525	16%	9,302
CernerELR_Advent		7,869	1,230	14%	9,099
CERNERELR_BAYCARE	43	8,320	616	7%	8,979
BAPTIST HEALTH SOUTH FLORIDA - COUNTRY WALK URGENT CARE		7,379	1,542	17%	8,921
INFORM DIAGNOSTICS, INC		8,370	497	6%	8,867
WEST PALM HOSPITAL LAB		8,074	699	8%	8,773
OCALA REGIONAL MEDICAL CENTER		7,579	1,168	13%	8,747
FLORIDA HOSPITAL FLAGLER	29	7,901	779	9%	8,709
BROWARD HEALTH NORTH CLINICAL LABORATORY		7,695	989	11%	8,684
MEDARBOR DIAGNOSTICS	1	7,559	1,109	13%	8,669
NORTH SHORE MEDICAL CENTER		7,120	1,458	17%	8,578
ADVENTHEALTH CENTRA CARE ST CLOUD	1	7,383	1,181	14%	8,565
FLORIDA HOSPITAL ZEPHYRHILLS	10	7,566	927	11%	8,503
LEE HEALTH - GULF COAST MEDICAL CENTER	2	6,731	1,707	20%	8,440
HEALTHQUEST ESOTERICS		7,021	1,385	16%	8,406
FLORIDA HOSPITAL OF CARROLLWOOD	23	7,148	1,168	14%	8,339
INFINITY BIOLOGIX LLC (GINKO BIOWORKS)	28	8,062	243	3%	8,333
AVECINA MEDICAL OAKLEAF	3	6,977	1,330	16%	8,310
CERNERELR_BAPTISTMIAMI	31	7,313	862	11%	8,206
SYNERGY LABORATORIES	7	7,089	1,069	13%	8,165
ALL CHILDREN'S HOSPITAL		7,507	554	7%	8,061
CLEVELAND CLINIC MARTIN SOUTH HOSPITAL	1	7,121	884	11%	8,006
SOUTH BAY HOSPITAL CLINICAL LAB	1	7,146	858	11%	8,005
H LEE MOFFITT CANCER CENTER LABORATORY	1	7,711	219	3%	7,931
SANTA ROSA MEDICAL CENTER		6,457	1,400	18%	7,857
BAPTIST HEALTH SOUTH FLORIDA - MIAMI LAKES URGENT CARE		6,101	1,661	21%	7,762
MEMORIAL HOSPITAL WEST LABORATORY SERVICES	14	6,990	703	9%	7,707
POINCIANA MEDICAL CENTER		6,013	1,690	22%	7,703
BAYCARE COMMUNITY HEALTH		7,499	188	2%	7,687
KD MEDICAL CHOICE LLC	5	6,903	723	9%	7,631
ISPM LABS, LLC DBA CAPSTONE DIAGNOSTICS, LLC		7,205	382	5%	7,587

COVID-19: testing by laboratory

Data through Feb 28, 2021 verified as of Mar 1, 2021 at 09:25 AM

Data in this report are provisional and subject to change.

The numbers in the table below represent the number of Florida and non-Florida residents for whom test results were received by the Department of Health. A person can be tested by more than one laboratory and can have both positive and negative results. **Therefore, the sum of the numbers in each column will be larger than the total number of people tested.**

Reporting lab	Inconclusive	Negative	Positive	Percent positive	Total
NCH NORTH NAPLES HOSPITAL LAB	15	6,733	830	11%	7,578
BAPTIST HEALTH - BEACHES		6,942	617	8%	7,559
ANNE BATES LEACH EYE HOSPITAL/ ABLEH MICROBIOLOGY LABORATORY	9	7,414	106	1%	7,529
CLEVELAND CLINIC MARTIN NORTH HOSPITAL		6,568	853	11%	7,421
MEMORIAL HOSPITAL MICRO		6,920	498	7%	7,418
WEST MARION COMMUINITY HOSPITAL LAB		6,144	1,263	17%	7,407
ST LUCIE MEDICAL CENTER		5,828	1,408	19%	7,236
MORTON PLANT-MEASE	5	6,502	670	9%	7,177
ADVENTHEALTH CENTRA CARE CLERMONT		6,154	1,007	14%	7,161
LAKEWOOD RANCH MEDICAL CENTER		6,584	571	8%	7,155
ARCPOINT LABS OF FORT MYERS	4	6,259	883	12%	7,146
FLORIDA HOSPITAL FISH MEMORIAL	19	6,014	1,055	15%	7,088
ADVENTHEALTH CENTRA CARE UNIVERSITY	1	6,266	797	11%	7,064
GENE BY GENE, GENOMICS RESEARCH CENTER LAB	44	6,618	393	6%	7,055
ADVENTHEALTH CENTRA CARE WINTER GARDEN	1	6,200	767	11%	6,968
ADVENTHEALTH CENTRA CARE WINTER PARK		6,279	688	10%	6,967
LUMINUS DIAGNOSTICS		6,271	553	8%	6,824
BAPTIST HEALTH SOUTH FLORIDA - WESTCHESTER URGENT CARE		5,587	1,229	18%	6,816
FLORIDA HOSPITAL OCALA		5,780	896	13%	6,676
ADVENTHEALTH CENTRA CARE LAKELAND	1	5,752	877	13%	6,630
AVERO DIAGNOSTICS - IRVING	11	6,129	467	7%	6,607
HIALEAH HOSPITAL	4	5,124	1,462	22%	6,590
VISTA CLINICAL	8	3,871	2,710	41%	6,589
ADVENTHEALTH CENTRA CARE DR PHILLIPS		5,913	607	9%	6,520
MEDEXPRESS URGENT CARE	2	4,435	2,079	32%	6,516
BAPTIST HEALTH SOUTH FLORIDA - DORAL URGENT CARE		5,214	1,293	20%	6,507
ADVENTHEALTH CENTRA CARE LEE ROAD		5,795	663	10%	6,458
INDIAN RIVER MEDICAL CENTER		5,552	863	13%	6,415
UNKNOWN	3	3,357	2,976	47%	6,336
OVIEDO MEDICAL CENTER		5,669	653	10%	6,322
HOLIDAY CVS LLC		5,989	280	4%	6,269
BAPTIST HEALTH - NASSAU		5,916	342	5%	6,258
MIAMI BEACH CONVENTION CENTER		5,950	282	5%	6,232
NCH DOWNTOWN NAPLES HOSPITAL	13	5,593	592	10%	6,198
EMERALD COAST URGENT CARE		4,755	1,432	23%	6,187
ATLANTIS URGENT CARE	1	4,619	1,564	25%	6,184
ST JOSEPHS NORTH HOSPITAL LAB	7	5,298	864	14%	6,169
IMPERIAL POINT MEDICAL CENTER		5,631	533	9%	6,164
COMMUNITY HEALTH CENTERS OF PINELLAS INC		4,926	1,222	20%	6,148
BAYFRONT HEALTH - PORT CHARLOTTE		5,645	494	8%	6,139
ADVENTHEALTH CENTRA CARE HUNTERS CREEK	3	5,289	840	14%	6,132
SOLARIS DIAGNOSTICS	10	5,477	569	9%	6,056
ADVENTHEALTH CENTRA CARE SANFORD		5,299	690	12%	5,989
ST PETERSBURG GENERAL HOSPITAL		5,018	916	15%	5,934
ADVENTHEALTH CENTRA CARE MOUNT DORA		4,956	954	16%	5,910
FORT WALTON BEACH MEDICAL CENTER		5,029	878	15%	5,907
ADVENTHEALTH CENTRA CARE LAKE MARY	2	5,132	753	13%	5,887

COVID-19: testing by laboratory

Data through Feb 28, 2021 verified as of Mar 1, 2021 at 09:25 AM

Data in this report are provisional and subject to change.

The numbers in the table below represent the number of Florida and non-Florida residents for whom test results were received by the Department of Health. A person can be tested by more than one laboratory and can have both positive and negative results. **Therefore, the sum of the numbers in each column will be larger than the total number of people tested.**

Reporting lab	Inconclusive	Negative	Positive	Percent positive	Total
MEDEXPRESS URGENT CARE OF BOYNTON BEACH LLC		5,465	412	7%	5,877
BAYFRONT HEALTH - VENICE REGIONAL MEDICAL	1	5,338	505	9%	5,844
ADVENTHEALTH CENTRA CARE KISSIMMEE		5,218	594	10%	5,812
ADVENTHEALTH CENTRA CARE APOPKA	1	4,940	791	14%	5,732
CLINICAL REFERENCE LABORATORY	2	5,402	289	5%	5,693
NCH NORTH NAPLES HOSPITAL	6	4,995	641	11%	5,642
SUNCOAST PATHOLOGY ASSOCIATES		5,135	494	9%	5,629
BAPTIST HEALTH SOUTH FLORIDA - PEMBROKE PINES URGENT CARE		4,655	928	17%	5,583
EMPIRE CITY LABORATORIES INC	63	4,730	775	14%	5,568
ADVENTIST HEALTH SYSTEMS, SUNBELT INC		4,880	684	12%	5,564
FLORIDA HOSPITAL NORTH PINELLAS	11	5,096	454	8%	5,561
MEDEXPRESS URGENT CARE HUDSON		4,771	745	14%	5,516
TROPICANA FIELD - LOT 2	19	4,935	486	9%	5,440
PARAMOUNT URGENT CARE		2,767	2,669	49%	5,436
ADVENTHEALTH CENTRA CARE ALTAMONTE		4,758	670	12%	5,428
NORTHWEST FLORIDA COMMUNITY HOSPITAL	39	3,972	1,409	26%	5,420
SUNRISE MEDICAL LABORATORIES	2	5,028	372	7%	5,402
SOUTH FLORIDA BAPTIST HOSPITAL MICRO	4	4,515	878	16%	5,397
EGLIN AIR FORCE BASE	13	3,806	1,500	28%	5,319
MARTIN HOSPITAL SOUTH LAB		4,966	288	5%	5,254
DOCTORS URGENT CARE LLC	1	4,279	971	18%	5,251
MICROGEN DX	4	4,544	682	13%	5,230
ANGEL KIDS PEDIATRICS		4,914	305	6%	5,219
PUTNAM COMMUNITY MEDICAL CENTER		4,490	673	13%	5,163
ADVENTHEALTH EXPRESS CARE		4,226	937	18%	5,163
ADVENTHEALTH CENTRA CARE AZALEA PARK		4,387	731	14%	5,118
BAPTIST HEALTH SOUTH FLORIDA - CORAL SPRINGS URGENT CARE		4,382	711	14%	5,093
MEDICAL DNA LABS LLC	3	4,634	451	9%	5,088
TRINITY SPRINGS		4,357	729	14%	5,086
URGENT CARE OF THE PALM BEACHES		4,202	855	17%	5,057
DYNIX DIAGNOSTIX		4,601	443	9%	5,044
PRO CLINIC		3,993	1,038	21%	5,031
AHCC WESLEY CHAPEL		4,487	540	11%	5,027
ACUTIS DIAGNOSTICS	17	3,963	984	20%	4,964
ADVENTHEALTH CENTRA CARE OVIEDO		4,254	691	14%	4,945
COASTAL MED URGENT CARE		3,457	1,470	30%	4,927
ESCAMBIA COMMUNITY CLINICS INC	8	3,659	1,230	25%	4,897
UNIVERSITY HOSPITAL AND MEDICAL CENTER		3,707	1,165	24%	4,872
QDX PATHOLOGY SERVICES	2	4,497	358	7%	4,857
URGENT CARE CURE	2	4,136	682	14%	4,820
FLORIDA COMMUNITY HEALTH CENTER		3,789	1,025	21%	4,814
BAPTIST HEALTH - NORTH		3,763	1,049	22%	4,812
LEE HEALTH CONVENIENT CARE - PAGE FIELD		4,212	589	12%	4,801
DOCTORS URGENT CARE OF LUTZ LLC	1	3,830	940	20%	4,771
FLORIDA FAMILY LABORATORY, INC DBA	37	4,330	400	8%	4,767
ADVENTHEALTH CENTRA CARE LONGWOOD		4,173	559	12%	4,732
ADVENT HEALTH - HEART OF FLORIDA ER	1	4,042	657	14%	4,700

COVID-19: testing by laboratory

Data through Feb 28, 2021 verified as of Mar 1, 2021 at 09:25 AM

Data in this report are provisional and subject to change.

The numbers in the table below represent the number of Florida and non-Florida residents for whom test results were received by the Department of Health. A person can be tested by more than one laboratory and can have both positive and negative results. **Therefore, the sum of the numbers in each column will be larger than the total number of people tested.**

Reporting lab	Inconclusive	Negative	Positive	Percent positive	Total
PALMS OF PASADENA HOSPITAL		4,174	513	11%	4,687
MINUTECLINIC		4,031	641	14%	4,672
ADVENTHEALTH CENTRA CARE SOUTH ORANGE		4,001	663	14%	4,664
ADVENTHEALTH CENTRA CARE ORANGE LAKE		4,125	526	11%	4,651
MINUTECLINIC LLC #3703		3,859	770	17%	4,629
BAPTIST HEALTH SOUTH FLORIDA - TAMIA MIAMI TRAIL URGENT CARE		3,719	900	19%	4,619
NIGHT LITE PEDIATRICS	4	3,341	1,254	27%	4,599
MEDEXPRESS URGENT CARE - ESTERO		4,115	470	10%	4,585
ADVENTHEALTH CENTRA CARE PORT ORANGE		3,841	740	16%	4,581
THE CENTER FOR URGENT CARE	3	3,793	762	17%	4,558
DOCTORS HOSPITAL OF SARASOTA CLINICAL LABORATORY		3,953	587	13%	4,540
BAPTIST HEALTH SOUTH FLORIDA - KENDALE LAKES URGENT CARE		3,648	889	20%	4,537
MEDEXPRESS URGENT CARE - ROYAL PALM BEACH		4,056	465	10%	4,521
WESTCHESTER HOSPITAL	23	3,636	860	19%	4,519
PEDIATRIC HEALTH CARE ALLIANCE PA		4,138	373	8%	4,511
MOFFITT CANCER CENTER	6	4,398	97	2%	4,501
BAPTIST HEALTH SOUTH FLORIDA - CORAL GABLES (UNIVERSITY) URGENT CARE		3,871	610	14%	4,481
HEALTH FIRST ADVENTHEALTH CENTRA CARE TITUSVILLE		3,985	481	11%	4,466
HEALTH FIRST ADVENTHEALTH CENTRA CARE GATEWAY	1	4,007	449	10%	4,457
ADVENTHEALTH CENTRA CARE SAND LAKE		3,999	451	10%	4,450
RAULERSON HOSPITAL		3,654	765	17%	4,419
ADVENTHEALTH CENTRA CARE LEESBURG		3,588	820	19%	4,408
TALLAHASSEE PRIMARY CARE ASSOCIATES		3,831	552	13%	4,383
MEDEXPRESS URGENT CARE PALM BEACH GARDENS		4,019	364	8%	4,383
BAPTIST HEALTH SOUTH FLORIDA - PINECREST URGENT CARE		3,774	591	14%	4,365
MEASE DUNEDIN HOSPITAL	5	3,919	440	10%	4,364
MEDEXPRESS URGENT CARE - GOLDEN GATE		3,884	472	11%	4,356
LABORATORY OF FLORIDA LLC	40	3,948	314	7%	4,302
BAPTIST HEALTH SOUTH FLORIDA - CORAL GABLES URGENT CARE		3,583	714	17%	4,297
PALMS MEDICAL GROUP	5	2,966	1,217	29%	4,188
BAPTIST HEALTH SOUTH FLORIDA - PALMETTO BAY URGENT CARE		3,505	675	16%	4,180
MEDCOMP SCIENCES LLC	77	2,275	1,814	44%	4,166
PARAMOUNT URGENT CARE - WINDERMERE		2,708	1,428	35%	4,136
BETHESDA HOSPITAL WEST		3,663	422	10%	4,085
BAYFRONT HEALTH - SEVEN RIVERS		3,719	349	9%	4,068
NIGHT LITE PEDIATRICS URGENT CARE	1	3,414	638	16%	4,053
ASCENSION SACRED HEART - EMERALD COAST		3,345	696	17%	4,041
MEDEXPRESS URGENT CARE - LAKELAND		3,546	474	12%	4,020
PHYSICIANS REGIONAL MEDICAL CENTER - PINE RIDGE RD	1	3,265	735	18%	4,001
GENESIS DIAGNOSTICS		3,753	241	6%	3,994
BAYA PHARMACY & URGENT CARE		2,906	1,068	27%	3,974
US BIOTEK LABORATORIES	14	3,583	363	9%	3,960
SPORTS DRUG TESTING LABORATORY	63	3,773	123	3%	3,959
PREMIER URGENT CARE OF BREVARD LLC	3	3,453	501	13%	3,957
TWIN CITIES HOSPITAL	1	3,408	490	13%	3,899
MEMORIAL HOSPITAL- MIRAMAR	12	3,581	298	8%	3,891
VENTURE MEDICAL OF FLORIDA LLC		3,558	293	8%	3,851

COVID-19: testing by laboratory

Data through Feb 28, 2021 verified as of Mar 1, 2021 at 09:25 AM

Data in this report are provisional and subject to change.

The numbers in the table below represent the number of Florida and non-Florida residents for whom test results were received by the Department of Health. A person can be tested by more than one laboratory and can have both positive and negative results. **Therefore, the sum of the numbers in each column will be larger than the total number of people tested.**

Reporting lab	Inconclusive	Negative	Positive	Percent positive	Total
ADVENTHEALTH CENTRA CARE		3,364	412	11%	3,776
DOCTORS TEST CENTERS		3,341	431	11%	3,772
ADVENTHEALTH PROMPT CARE	2	2,694	1,073	28%	3,769
BAYFRONT HEALTH - BROOKSVILLE		3,313	450	12%	3,763
MINUTECLINIC LLC #1067		3,265	473	13%	3,738
ADVENTHEALTH CENTRA CARE COLONIAL TOWN	2	3,309	390	11%	3,701
MINUTECLINIC LLC		3,177	523	14%	3,700
DESOTO MEMORIAL HOSPITAL	3	2,998	661	18%	3,662
ACCU REFERENCE MEDICAL LAB	9	2,858	772	21%	3,639
ENGLEWOOD COMMUNITY HOSPITAL		3,290	334	9%	3,624
CLARITY LAB SOLUTIONS LLC		3,608	4	0%	3,612
SIPARADIGM LLC	51	3,267	241	7%	3,559
BAPTIST HEALTH SOUTH FLORIDA - DAVIE URGENT CARE		2,940	617	17%	3,557
MINUTECLINIC LLC # 0709		3,036	517	15%	3,553
LAKESIDE MEDICAL CENTER		2,774	776	22%	3,550
BAYFRONT HEALTH - PUNTA GORDA		3,267	261	7%	3,528
MINUTECLINIC LLC #8396		3,003	501	14%	3,504
AMELIA URGENT CARE		1,908	1,566	45%	3,474
IMMOKALEE CHD		3,155	234	7%	3,389
MIDWAY SPECIALTY CARE CENTER DIAGNOSTICS	38	3,114	237	7%	3,389
BAPTIST HEALTH SOUTH FLORIDA - WESTON URGENT CARE		2,939	400	12%	3,339
BAYFRONT HEALTH - SPRING HILL		3,026	296	9%	3,322
MEDEXPRESS URGENT CARE CAPE CORAL		2,826	477	14%	3,303
ADVENTIST HEALTH SYSTEMS SUNBELT IN DBA		2,922	345	11%	3,267
BARTOW REGIONAL MEDICAL CENTER	1	2,731	519	16%	3,251
ALTRU DIAGNOSTICS INC	2	3,079	157	5%	3,238
PHARMCO RX	2	2,996	234	7%	3,232
HEALTH FIRST ADVENTHEALTH CENTRA CARE COCOA		2,893	303	9%	3,196
HIGHLANDS REGIONAL MEDICAL CENTER		2,464	720	23%	3,184
BAPTIST HEALTH URGENT CARE AT SAWGRASS		2,635	517	16%	3,152
PRECISION HEALTH SOLUTIONS		2,930	167	5%	3,097
QUICK CARE MED PL	2	2,464	624	20%	3,090
BAPTIST HEALTH SOUTH FLORIDA - BRICKELL URGENT CARE		2,565	523	17%	3,088
HOLMES REG MED CENTER CLINICAL LAB		2,641	434	14%	3,075
HOLIDAY CVS LLC DBA CVS PHARMACY #5154		2,961	82	3%	3,043
BRASHEAR'S VITAL CARE CORP		2,386	636	21%	3,022
MINUTE CLINIC LLC		2,613	396	13%	3,009
MINUTECLINIC LLC #3631		2,548	456	15%	3,004
WALGREEN CO	2	2,648	334	11%	2,984
HEALTH FIRST ADVENTHEALTH CENTRA CARE MALABAR		2,684	294	10%	2,978
SELECT LABORATORIES - MARION COUNTY, FL LLC	5	2,668	300	10%	2,973
MC DIAGNOSTIC OF CONNECTICUT, PC #2220		2,544	426	14%	2,970
MEDEXPRESS URGENT CARE LEHIGH ACRES		2,593	374	13%	2,967
MEDEXPRESS URGENT CARE - DELAND		2,656	311	10%	2,967
MINUTECLINIC LLC 5852		2,510	442	15%	2,952
VETERANS AFFAIRS MEDICAL CENTER - ORLANDO	1	1,343	1,573	54%	2,917
STONE CLINICAL LABORATORIES		2,790	96	3%	2,886

COVID-19: testing by laboratory

Data through Feb 28, 2021 verified as of Mar 1, 2021 at 09:25 AM

Data in this report are provisional and subject to change.

The numbers in the table below represent the number of Florida and non-Florida residents for whom test results were received by the Department of Health. A person can be tested by more than one laboratory and can have both positive and negative results. **Therefore, the sum of the numbers in each column will be larger than the total number of people tested.**

Reporting lab	Inconclusive	Negative	Positive	Percent positive	Total
WALGREENS ORLANDO	3	2,536	340	12%	2,879
ADVENTHEALTH CENTRA CARE KIDS LAKE MARY		2,658	211	7%	2,869
MEMORIAL HOSPITAL PEMBROKE	3	2,507	336	12%	2,846
PROHEALTH	3	1,310	1,521	54%	2,834
PRIMEHEALTH URGENT CARE INC		2,435	399	14%	2,834
MINUTECLINIC LLC #3463		2,368	460	16%	2,828
MINUTECLINIC LLC #5249		2,244	584	21%	2,828
ADVENT HEALTH CENTRA CARE -WINTER PARK KIDS URGENT CARE	4	2,576	247	9%	2,827
BMCT Molecular Diagnostics Subsection		2,330	494	17%	2,824
VERILY LIFE SCIENCES		2,780	30	1%	2,810
ADVENT HEALTH - NEW SMYRNA		2,199	559	20%	2,758
MINUTECLINIC LLC #5253		2,269	466	17%	2,735
WELLINGTON REGIONAL MEDICAL CENTER		2,477	256	9%	2,733
BAPTIST HEALTH - CLAY		2,330	375	14%	2,705
CITRUS MEMORIAL HOSPITAL LABORATORY		2,248	452	17%	2,700
MEDONE PLLC		2,033	665	25%	2,698
MARINERS HOSPITAL		2,426	263	10%	2,689
BAPTIST HEALTH EMERGENCY CENTER COUNTRY WALK	1	2,255	424	16%	2,680
NXGEN MDX LLC	4	2,382	292	11%	2,678
CARENOW URGENT CARE		1,619	1,059	40%	2,678
PARAMOUNT URGENT CARE INC		937	1,734	65%	2,671
ACCESS POINT HEALTHCARE URGENT & PRIMARY CARE	2	2,008	654	25%	2,664
GESSLER CLINIC	2	1,770	878	33%	2,650
EMERALD COAST URGENT CARE, LLC	1	1,968	660	25%	2,629
SCION LAB SERVICES LLC	24	2,371	191	7%	2,586
BAPTIST HEALTHCARE - GULF BREEZE HOSPITAL	3	2,135	448	17%	2,586
ADVENT HEALTH - OCALA		2,124	447	17%	2,571
MARION E FETHER MEDICAL CENTER, THE		2,358	213	8%	2,571
MINUTECLINIC LLC #5190		2,141	429	17%	2,570
PARAMOUNT URGENT CARE - ORLANDO		1,687	881	34%	2,568
MINUTECLINIC LLC #4415		2,158	409	16%	2,567
BLUE MED CONSULTANTS		2,452	103	4%	2,555
MEDEXPRESS URGENT CARE - VERO BEACH		2,214	338	13%	2,552
SACRED HEART HEALTH SYSTEM, INC	1	1,699	841	33%	2,541
MEDEXPRESS FORT MYERS		2,211	308	12%	2,519
MINUTECLINIC LLC #5854		2,112	403	16%	2,515
PARAMOUNT URGENT CARE - OVIEDO		1,718	793	32%	2,511
AMERICAN RESEARCH LABS		2,284	225	9%	2,509
BAPTIST HEALTH - OAKLEAF		2,061	435	17%	2,496
EMERALD COAST URGENT CARE LLC		1,804	653	27%	2,457
MEDEXPRESS URGENT CARE CORAL SPRINGS		2,203	246	10%	2,449
COMMUNITY HEALTH NORTHWEST FLORIDA	4	1,856	549	23%	2,409
LOWER KEYS MEDICAL CENTER		2,147	253	11%	2,400
BAPTIST HEALTH SOUTH FLORIDA - MIAMI BEACH URGENT CARE		2,041	344	14%	2,385
ADVENTHEALTH CENTRA CARE CONWAY		1,995	358	15%	2,353
PHYSICIANS STAT LAB	3	1,066	1,272	54%	2,341
MEDEXPRESS URGENT CARE - CLEWISTON		1,944	376	16%	2,320

COVID-19: testing by laboratory

Data through Feb 28, 2021 verified as of Mar 1, 2021 at 09:25 AM

Data in this report are provisional and subject to change.

The numbers in the table below represent the number of Florida and non-Florida residents for whom test results were received by the Department of Health. A person can be tested by more than one laboratory and can have both positive and negative results. **Therefore, the sum of the numbers in each column will be larger than the total number of people tested.**

Reporting lab	Inconclusive	Negative	Positive	Percent positive	Total
MINUTECLINIC LLC #3662		1,971	338	15%	2,309
LEE HEALTH - COCONUT POINT CLINICAL LAB	2	1,872	433	19%	2,307
PHYSICIAN ASSOCIATES		2,068	237	10%	2,305
MINUTECLINIC LLC #7886		1,975	312	14%	2,287
MINUTECLINIC, LLC #4015		1,755	526	23%	2,281
MINUTECLINIC LLC #5214		1,940	321	14%	2,261
BAY MEDICAL CENTER SACRED HEART HEALTH SYSTEM		1,687	549	25%	2,236
PHYSICIANS REGIONAL MEDICAL CENTER - COLLIER BLVD	1	1,526	701	31%	2,228
PRIMEHEALTH URGENT CARE	1	1,865	361	16%	2,227
DONALD W ROBERTSON DO PA		1,724	494	22%	2,218
MINUTECLINIC LLC #7887		1,966	244	11%	2,210
AMELIA EXPRESS CARE LLC	10	1,889	309	14%	2,208
MINUTECLINIC LLC #4458		1,794	409	19%	2,203
MINUTECLINIC LLC #1771		1,848	348	16%	2,196
MINUTECLINIC LLC # 3930		1,863	311	14%	2,174
MINUTECLINIC LLC # 0514		1,911	259	12%	2,170
FLORIDA MEDICAL CLINIC	3	999	1,142	53%	2,144
MINUTECLINIC LLC #3814		1,777	337	16%	2,114
MINUTECLINIC LLC #1055		1,695	418	20%	2,113
DR G'S URGENT CARE		1,839	269	13%	2,108
TAMPA COMMUNITY HOSPITAL		1,776	317	15%	2,093
MEDEXPRESS URGENT CARE BOCA RATON		1,911	173	8%	2,084
ASSOCIATED PATHOLOGISTS, LLC	3	1,699	373	18%	2,075
PATIENTS FIRST - THOMASVILLE ROAD		1,827	245	12%	2,072
ASCENSION SACRED HEART - GULF		1,562	509	25%	2,071
MINUTECLINIC LLC #7225		1,784	285	14%	2,069
MINUTECLINIC LLC #3705		1,802	259	13%	2,061
MINUTECLINIC LLC # 3686		1,762	290	14%	2,052
MINUTECLINIC LLC #5069		1,692	356	17%	2,048
MINUTECLINIC LLC #3003		1,622	420	21%	2,042
ADVENT HEALTH - DADE CITY		1,775	258	13%	2,033
MINUTECLINIC, LLC #3204		1,674	341	17%	2,015
UNIVERSITY OF NORTH FLORIDA STUDENT HEALTH		1,948	66	3%	2,014
MINUTECLINIC LLC #3291		1,750	254	13%	2,004
INTELEX LABS, LLC		1,941	62	3%	2,003
MINUTECLINIC LLC #7973		1,733	263	13%	1,996
FLOWERS HOSPITAL		1,800	188	9%	1,988
BOND URGENT CARE LLC		1,473	514	26%	1,987
MINUTECLINIC LLC #3257		1,625	343	17%	1,968
DOC SMILEY'S URGENT CARE		1,706	247	13%	1,953
PARRISH MEDICAL CENTER	1	1,692	243	13%	1,936
WHOLE FAMILY HEALTH CENTER INC		1,585	338	18%	1,923
MINUTECLINIC LLC #7173		1,681	236	12%	1,917
GENUS3		1,841	72	4%	1,913
AFC PHYSICIANS OF FLORIDA		1,429	473	25%	1,902
MINUTECLINIC LLC # 7933		1,659	239	13%	1,898
MINUTECLINIC, LLC (CLINIC 10699)		1,636	258	14%	1,894

COVID-19: testing by laboratory

Data through Feb 28, 2021 verified as of Mar 1, 2021 at 09:25 AM

Data in this report are provisional and subject to change.

The numbers in the table below represent the number of Florida and non-Florida residents for whom test results were received by the Department of Health. A person can be tested by more than one laboratory and can have both positive and negative results. **Therefore, the sum of the numbers in each column will be larger than the total number of people tested.**

Reporting lab	Inconclusive	Negative	Positive	Percent positive	Total
MEDFAST URGENT CARE CENTERS LLC		564	1,325	70%	1,889
CHARLES AIESI CONSULTING INC	8	1,662	217	11%	1,887
MINUTECLINIC, LLC #5817		1,532	342	18%	1,874
JACKSON HOSPITAL CLINICAL LABORATORY		1,592	277	15%	1,869
MINUTECLINIC LLC #3748		1,497	362	19%	1,859
EMERGENCY PHYSICIANS MEDICAL CENTER		827	1,030	55%	1,857
MEDEXPRESS PORT CHARLOTTE		1,677	166	9%	1,843
MEDIQUICK URGENT CARE CENTERS INC		1,317	519	28%	1,836
ADVENTHEALTH CENTRA CARE WINTER HAVEN	1	1,142	691	38%	1,834
MINUTECLINIC LLC #5216		1,568	265	14%	1,833
MINUTECLINIC LLC #5924		1,550	280	15%	1,830
KEYS AHEC SCHOOL MEDICAL CLINIC	13	1,703	112	6%	1,828
NCHMD INC		1,526	300	16%	1,826
MINUTECLINIC LLC #4024		1,559	261	14%	1,820
JUPITER MEDICAL CENTER URGENT CARE		1,370	442	24%	1,812
MINUTECLINIC LLC #4612		1,428	374	21%	1,802
BAYFRONTVENICEREGIONAL		1,719	82	5%	1,801
MINUTECLINIC LLC #3255		1,535	263	15%	1,798
MINUTECLINIC LLC #3654		1,487	309	17%	1,796
LAKE WALES MEDICAL CENTER INC		1,553	238	13%	1,791
NCH NORTHEAST	7	1,384	395	22%	1,786
MARTIN HEALTH SYSTEM - ST LUCIE WEST		1,618	167	9%	1,785
PENSACOLA PEDIATRICS PA	1	1,608	165	9%	1,774
MINUTECLINIC LLC #3285		1,532	232	13%	1,764
MINUTECLINIC LLC #3648		1,428	333	19%	1,761
DOC SMILEYS URGENT CARE LLC		1,422	326	19%	1,748
MINUTECLINIC LLC # 3579		1,496	252	14%	1,748
LEE DAVIS COMMUNITY RESOURCE CENTER		1,488	253	15%	1,741
BARDMOOR LABORATORY	9	1,479	252	14%	1,740
MINI ER WATERFORD LAKES, THE		1,486	251	14%	1,737
Community_Health		1,533	199	11%	1,732
AFC PHYSICIANS OF FLORIDA PA		1,275	445	26%	1,720
MINUTECLINIC LLC #3635		1,481	225	13%	1,706
HEALTH CARE DISTRICT OF PALM BEACH COUNTY	1	1,504	188	11%	1,693
JW PLASTIC SURGERY		1,449	244	14%	1,693
PHYSICIANS PRIMARY CARE	2	1,466	222	13%	1,690
RIVER TOWN DIAGNOSTIC LLC		1,419	271	16%	1,690
CAREFAST+	1	984	703	42%	1,688
IGENOMIX USA LLC	47	1,482	157	9%	1,686
JOHNS HOPKINS ALL CHILDREN'S HOSPITAL		1,595	90	5%	1,685
MINUTECLINIC LLC #1807		1,418	261	16%	1,679
MINUTECLINIC LLC #4201		1,472	207	12%	1,679
NEIGHBORHOOD MEDICAL CENTER INC	17	1,479	177	11%	1,673
SPARROW HEALTHCARE	2	1,416	252	15%	1,670
EXACT SCIENCES LABORATORIES, LLC		1,481	183	11%	1,664
NORTH SHORE LONG ISLAND JEWISH HEALTH	1	1,563	80	5%	1,644
MINUTECLINIC LLC #1821		1,479	162	10%	1,641

COVID-19: testing by laboratory

Data through Feb 28, 2021 verified as of Mar 1, 2021 at 09:25 AM

Data in this report are provisional and subject to change.

The numbers in the table below represent the number of Florida and non-Florida residents for whom test results were received by the Department of Health. A person can be tested by more than one laboratory and can have both positive and negative results. **Therefore, the sum of the numbers in each column will be larger than the total number of people tested.**

Reporting lab	Inconclusive	Negative	Positive	Percent positive	Total
LITTLE PINE PEDIATRICS	1	1,359	267	16%	1,627
GENESIS LABORATORY MANAGEMENT	14	1,365	228	14%	1,607
LABORATORY SPECIALISTS OF MICHIGAN		1,325	275	17%	1,600
LABTECH DIAGNOSTIC		1,313	285	18%	1,598
OPTEO LABORATORY		1,559	34	2%	1,593
ELLENTON URGENT CARE		1,359	234	15%	1,593
MINUTECLINIC LLC #476		1,352	223	14%	1,575
SHELL POINT NURSING PAVILION	1	1,499	71	5%	1,571
MELBOURNE MEDICAL LABORATORY☐	2	1,365	202	13%	1,569
OPTUM LABS LLC		1,377	163	11%	1,540
ASSURANCE SCIENTIFIC LABORATORIES	1	1,256	282	18%	1,539
BAPTIST HEALTH EMERGENCY CENTER AT WEST CORAL WAY		1,203	329	21%	1,532
MINUTECLINIC LLC #8381		1,315	211	14%	1,526
KETAMINE HEALTH CENTERS LLC		1,397	127	8%	1,524
BAYFRONT HEALTH - CITRUS HILLS		1,307	210	14%	1,517
MINUTECLINIC LLC #1350		1,271	208	14%	1,479
WHITE WILSON MEDICAL CENTER		192	1,284	87%	1,476
BAPTIST HEALTH SOUTH FLORIDA - COUNTRY WALK URGENT CARE EXPRESS		1,253	222	15%	1,475
MINUTECLINIC LLC #3637		1,151	318	22%	1,469
MINUTECLINIC LLC #6007		1,254	199	14%	1,453
ADVANCE MEDICAL OF NAPLES		326	1,124	78%	1,450
UHEALTH DEERFIELD BEACH/UMSYLVESTER DEERFIELD BEACH LABORATORY	3	1,380	55	4%	1,438
PATIENTS CHOICE LABORATORIES		831	592	42%	1,423
BIOCERNA LLC	9	1,248	164	12%	1,421
FIU-HEALTH AUXILIARY LABORATORY	6	1,324	88	6%	1,418
MINUTECLINIC, LLC # 4469		1,201	209	15%	1,410
COASTAL LABORATORIES	1	1,101	286	21%	1,388
ARCPOINT LABS		845	541	39%	1,386
ED FRASER MEMORIAL HOSPITAL		1,143	243	18%	1,386
MINUTECLINIC LLC #3236		1,179	206	15%	1,385
MINUTECLINIC, LLC #3245		1,100	275	20%	1,375
ASCENSION ST VINCENT'S - SOUTHSIDE		1,309	49	4%	1,358
BAPTIST HEALTH SOUTH FLORIDA - KEY BISCANE URGENT CARE EXPRESS		1,193	165	12%	1,358
GENOME LLC	2	1,244	104	8%	1,350
MEDEXPRESS URGENT CARE - JAX ATLANTIC BLVD		1,153	195	14%	1,348
PROJECT HEALTH, INC SUMTERVILLE	5	1,098	235	18%	1,338
FLORIDA DEPARTMENT OF HEALTH IN POLK COUNTY	2	1,033	300	22%	1,335
TEMPUS CLINICAL LABORATORY	10	1,171	146	11%	1,327
BAPTIST HEALTHCARE - JAY HOSPITAL	1	963	360	27%	1,324
MINUTECLINIC LLC #1815		1,151	166	13%	1,317
UNIVERSITY OF ALABAMA AT BIRMINGHAM		1,280	37	3%	1,317
AMELIA EXPRESS CARE	1	715	593	45%	1,309
PEDIATRIC HEALTH CARE ALLIANCE - NORTHDALE		1,196	113	9%	1,309
MINUTECLINIC LLC #5157		1,119	180	14%	1,299
TREASURE COAST MEDICAL ASSOCIATES INC		747	551	42%	1,298
PARAMOUNT URGENT CARE VILLAGES		912	378	29%	1,290
SMA LAB	9	1,133	147	11%	1,289

COVID-19: testing by laboratory

Data through Feb 28, 2021 verified as of Mar 1, 2021 at 09:25 AM

Data in this report are provisional and subject to change.

The numbers in the table below represent the number of Florida and non-Florida residents for whom test results were received by the Department of Health. A person can be tested by more than one laboratory and can have both positive and negative results. **Therefore, the sum of the numbers in each column will be larger than the total number of people tested.**

Reporting lab	Inconclusive	Negative	Positive	Percent positive	Total
UHEALTH CLINIC AT WALGREENS		1,034	249	19%	1,283
NYU HOSPITALS CENTER CLINICAL LABORATORIES		1,230	42	3%	1,272
ADVANCED MEDICAL OF NAPLES LLC		1,108	150	12%	1,258
OPTUMCARE FLORIDA LLC		985	246	20%	1,231
LAKELAND REGIONAL HEALTH PABLO		1,059	171	14%	1,230
TOM LEE COMMUNITY HEALTH CENTER		817	413	34%	1,230
VAVA PARTNERS LLC		440	789	64%	1,229
HOLIDAY CVS LLC DBA CVSPHARMACY #5155		1,161	54	4%	1,215
CLINICORE		1,124	91	7%	1,215
MINUTECLINIC LLC #214		1,034	171	14%	1,205
ACCESS MEDICAL LABS		746	448	38%	1,194
PREMIER MEDICAL	1	1,097	94	8%	1,192
CAREMED CLINIC LLC	1	921	263	22%	1,185
FIRST QUALITY LABORATORY		1,104	76	6%	1,180
XPRESS URGENT CARE	4	996	179	15%	1,179
ST ANNES NURSING CENTER		1,142	25	2%	1,167
STAGEZERO LIFE SCIENCES INC	3	1,061	99	9%	1,163
READY RESPONDERS FLORIDA, PLLC		997	153	13%	1,150
ER QUICKCARE PL		975	171	15%	1,146
VRL EUROFINs		1,111	35	3%	1,146
STEWART ROCKLEDGE HOSPITAL		942	203	18%	1,145
MEDIPATH LLC		856	289	25%	1,145
NORTH FLORIDA PEDIATRICS-TALLAHASSEE	1	1,041	98	9%	1,140
EPN URGENT CARE NAPLES	2	773	364	32%	1,139
PROHEALTH MEDICAL CLINIC		534	605	53%	1,139
SOLARIS HEALTHCARE PALATKA		1,033	102	9%	1,135
CAPSTONE HEALTHCARE		802	330	29%	1,132
LAB24 INC	3	453	667	59%	1,123
VERITAS GENETICS	61	942	119	11%	1,122
PALM BAY HOSPITAL CLINICAL LABORATORY		779	342	31%	1,121
PATIENTS FIRST LAKE ELLA MEDICAL CENTER		980	135	12%	1,115
ADVANCED DIAGNOSTIC LABORATORY		1,068	47	4%	1,115
PARAMOUNT URGENT CARE - CLERMONT		686	427	38%	1,113
EUROFINs NTD, LLC		1,065	44	4%	1,109
PROFESSIONAL HEALTH EXAMINERS DBA PROHEALTH	1	892	209	19%	1,102
XYZ LABORATORY	8	942	146	13%	1,096
COASTAL PEDIATRIC GROUP		946	148	14%	1,094
PALM HARBOR PHARMACY		941	148	14%	1,089
NAPLES URGENT CARE	1	683	392	36%	1,076
STEWART REFERENCE LABORATORY	1	595	477	44%	1,073
MYTEST DIAGNOSTICS		1,004	62	6%	1,066
RAINBOW RIVER MEDICAL LABORATORY		977	83	8%	1,060
HENDRY REGIONAL MEDICAL CENTER CLINICAL LABORATORY		809	248	23%	1,057
ADDICTION LABS OF AMERICA	3	972	75	7%	1,050
MEDICAL CONSULTANTS OF FLORIDA, LLC	1	870	171	16%	1,042
MINUTECLINIC LLC #8927		865	161	16%	1,026
ARCPPOINT LABS OF CORAL SPRINGS FL		923	101	10%	1,024

COVID-19: testing by laboratory

Data through Feb 28, 2021 verified as of Mar 1, 2021 at 09:25 AM

Data in this report are provisional and subject to change.

The numbers in the table below represent the number of Florida and non-Florida residents for whom test results were received by the Department of Health. A person can be tested by more than one laboratory and can have both positive and negative results. **Therefore, the sum of the numbers in each column will be larger than the total number of people tested.**

Reporting lab	Inconclusive	Negative	Positive	Percent positive	Total
MIAMI JEWISH HEALTH SYSTEMS		951	56	6%	1,007
NORTH FLORIDA PEDIATRICS - LAKE CITY		799	207	21%	1,006
FLAGLER HOSPITAL LABORATORY	8	36	959	96%	1,003
PRIMARY CARE OF THE TREASURE COAST		873	130	13%	1,003
VERITOR		850	151	15%	1,001
ST PETERSBURG PEDIATRICS	1	901	98	10%	1,000
MINUTECLINIC LLC #5187		876	124	12%	1,000
SUNRISE URGENT CARE ASSOCIATES LLC D/B/A	6	621	368	37%	995
LAKELAND REGIONAL HEALTH - PWC/OB		36	954	96%	990
GENEIQ		934	52	5%	986
BROWNWOOD CARE CENTER		853	123	13%	976
PROJECT HEALTH INC	4	820	150	15%	974
LENCO MEDICAL LABORATORY		925	46	5%	971
MINUTECLNIC LLC		858	112	12%	970
PROFESSIONAL HEALTH EXAMINERS		825	144	15%	969
APALACHEE CORRECTIONAL INSTITUTION EAST UNIT		946	22	2%	968
CAREFAST MURABELLA		501	456	48%	957
VITRO MOLECULAR LABORATORIES	38	859	55	6%	952
VRL EUROFINs - DALLAS		913	13	1%	926
MINUTECLINIC, LLC DBA MINUTECLINIC #4717		885	38	4%	923
GENE TOX WORLDWIDE	60	736	125	14%	921
HISTOPATHOLOGY SERVICES, LLC		813	104	11%	917
ADVENTHEALTH CENTRA CARE TRINITY		794	122	13%	916
CARENOW URGENT CARE – FORT PIERCE		622	283	31%	905
USF MORSANI CENTER FOR ADVANCED HEALTH CARE		795	107	12%	902
LPG COCONUT POINT		746	155	17%	901
FAST TRACK URGENT CARE CENTER		4	895	100%	899
INTEGRITY LABORATORIES, LLC	2	731	161	18%	894
THE HEALTH CENTER OF PLANT CITY		821	70	8%	891
TYNDALL AIR FORCE BASE		693	196	22%	889
TACACHALE CLINICAL LABORATORY	1	830	47	5%	878
ABSOLUTE GENOMICS	1	710	165	19%	876
NORTH FLORIDA PEDIATRICS PA - SUWANNEE	3	744	124	14%	871
PHAROS HEALTH		638	230	26%	868
PRIMARY CARE SOUTH INC		503	362	42%	865
BIO-TECH CLINICAL LABORATORIES INC		740	120	14%	860
UNIVERSITY OF WEST FLORIDA STUDENT HEALTH SERVICES	1	736	121	14%	858
CVS HEALTH		608	248	29%	856
CATALYST WALK IN CLINIC		673	175	21%	848
C.W. BILL YOUNG VA MEDICAL CENTER	1	21	825	97%	847
FISHERMENS HOSPITAL CLINICAL LAB		768	77	9%	845
PEDIATRICS OF CENTRAL FLORIDA PA	20	780	45	5%	845
INTERLACHEN PEDIATRICS		809	32	4%	841
COVANCE CLINICAL RESEARCH UNIT INC		816	23	3%	839
LEE COUNTY EMERGENCY MEDICAL SERVICE	1	726	111	13%	838
BAPTIST HEALTH - MD ANDERSON CANCER CENTER		829	5	1%	834
GROWING TOGETHER PEDIATRICS LLC		774	54	7%	828

COVID-19: testing by laboratory

Data through Feb 28, 2021 verified as of Mar 1, 2021 at 09:25 AM

Data in this report are provisional and subject to change.

The numbers in the table below represent the number of Florida and non-Florida residents for whom test results were received by the Department of Health. A person can be tested by more than one laboratory and can have both positive and negative results. **Therefore, the sum of the numbers in each column will be larger than the total number of people tested.**

Reporting lab	Inconclusive	Negative	Positive	Percent positive	Total
FLORIDA HOSPITAL ORLANDO		743	74	9%	817
DEPARTMENT OF CLINICAL LABS		797	17	2%	814
MOLECULAR TESTING LABS		758	53	7%	811
ASAP LABS LLC	7	666	138	17%	811
CREEKSIDE CARE CENTER	1	681	128	16%	810
ASCENSION ST VINCENT'S - CLAY		775	35	4%	810
INTERLACHEN PEDIATRICS PA		771	37	5%	808
NORTH FLORIDA PEDIATRICS PA	2	689	111	14%	802
NITE LITE PEDIATRICS		234	564	71%	798
CONSULATE HEALTH CARE OF NEW PORT RICHEY	2	665	123	16%	790
CAPE CANAVERAL HOSPITAL		536	253	32%	789
Point of Care Testing	1	116	670	85%	787
DYNIX DIAGNOSTICS	2	525	255	33%	782
QUICK CARE MED		580	202	26%	782
COASTAL PHYSICIANS, LLC		629	153	20%	782
PENSACOLA PEDIATRICS	2	547	230	30%	779
WOODLANDS MEDICAL SPECIALISTS		521	256	33%	777
NORTH OKALOOSA MEDICAL CENTER		455	322	41%	777
EAST LAKE PEDIATRICS		671	102	13%	773
NORTH SHORE LIJ URGENT CARE PC		724	45	6%	769
ADVENTHEALTH EXPRESS CARE AT WALGREENS		671	96	13%	767
MACDILL AIR FORCE BASE		712	51	7%	763
NONE		308	454	60%	762
REDI MED LLC		606	153	20%	759
Tampa Lakes Health and Rehabilitation Center	2	685	70	9%	757
FAMILY HEALTH CENTERS OF SWF LABS	2	667	84	11%	753
VITAS HEALTHCARE CORPORATION OF FLA	1	748	4	1%	753
HALIFAX MEDICAL CENTER-PORT ORANGE LAB		645	108	14%	753
NORTHEAST FLORIDA NEUROLOGY CLINICS, INC		634	113	15%	747
MIDWAY SPECIATLY CARE CENTER		520	221	30%	741
NORTH VISTA HOSPITAL LABORATORY		625	113	15%	738
SPECTOR SCIENTIFIC LAB	1	264	473	64%	738
SANTA ROSA MEDICAL GROUP		575	161	22%	736
CRUCIAL CARE EMERGENCY MEDICINE DOCTORS		579	155	21%	734
ADVENT HEALTH LAB - ORLANDO		433	296	41%	729
PRIMARY CARE SERVICES AT INDIAN RIVER ESTATES		707	21	3%	728
JACKSONVILLE BEACH PEDIATRIC CARE CENTER□		664	60	8%	724
CHILDRENS MEDICAL ASSOCIATION		658	66	9%	724
NCHMD, INC SOUTHEAST IMMEDIATE CARE		559	165	23%	724
ANY LAB TEST NOW	1	478	239	33%	718
DISNEY COVID TEST SITE		703	11	2%	714
LOOP PEDIATRICS PA	3	593	114	16%	710
KENDALL HEALTHCARE PROPERTIES DBA	2	678	27	4%	707
CLINICAL PATHOLOGY LABS INC		635	69	10%	704
CARE ONE OF FLORIDA LLC		469	234	33%	703
ORLANDO HEALTH AND REHAB CENTER		656	43	6%	699
Victoria Nursing and Rehabilitation Center		647	51	7%	698

COVID-19: testing by laboratory

Data through Feb 28, 2021 verified as of Mar 1, 2021 at 09:25 AM

Data in this report are provisional and subject to change.

The numbers in the table below represent the number of Florida and non-Florida residents for whom test results were received by the Department of Health. A person can be tested by more than one laboratory and can have both positive and negative results. **Therefore, the sum of the numbers in each column will be larger than the total number of people tested.**

Reporting lab	Inconclusive	Negative	Positive	Percent positive	Total
DOCTOR'S MEMORIAL HOSPITAL		534	162	23%	696
PALM GARDEN OF PORT SAINT LUCIE		682	9	1%	691
PREMIER MEDICAL LABORATORY SERVICES	2	463	225	33%	690
LIFE CARE CENTER OF NEW PORT RICHEY		657	33	5%	690
PALACE NURSING HOME & REHAB CENTER		652	36	5%	688
PRIMARY CARE SERVICES AT ST ANDREWS ESTATES		687			687
WILLOWBROOKE COURT AT EDGEWATER POINTE ESTATES		677	9	1%	686
SOLARIS HEALTHCARE CHARLOTTE HARBOR		633	47	7%	680
24 HOUR PEDIATIC CARE CENTER	1	626	48	7%	675
CALHOUN LIBERTY HOSPITAL		523	152	23%	675
NCH HEALTHCARE SYSTEM MICROBIOLOGY LAB		2	673	100%	675
GRAND COURT TAMPA		669	4	1%	673
MINI ER ADULT AND PEDIATRIC URGENT CARE		574	98	15%	672
VENICE REGIONAL MEDICAL CENTER		574	96	14%	670
MEDICAL FP – WHOLE FAMILY HEALTH CENTER		543	120	18%	663
AMERICAN MEDICAL RESPONSE		655	7	1%	662
PHYSICIANS STAT LAB INC		585	75	11%	660
TREE HOUSE PEDIATRICS PLLC		591	66	10%	657
Crestview Rehabilitation Center	5	525	127	19%	657
TELESCOPE HEALTH LLC	3	543	111	17%	657
POINT OF CARE TESTING SITE		630	24	4%	654
BOND AND STEELE CLINIC PA		461	190	29%	651
CENTRAL FLORIDA HEALTH CARE INC		542	106	16%	648
MAVERICK LABS		460	188	29%	648
POINT WASHINGTON MEDICAL CLINIC	1	449	197	30%	647
ETHOS WELLNESS PHARMACY		598	43	7%	641
MAIN STREET MEDICAL CENTER		128	510	80%	638
MANOR PINES CONVALESCENT CENTER LLC	1	616	21	3%	638
ADVENTHEALTH MEDICAL GROUP PROMPT CARE		457	180	28%	637
FLAGLER COUNTY HEALTH DEPARTMENT	3	493	140	22%	636
GULF COAST MOLECULAR LABORATORIES	12	521	102	16%	635
GULF COAST VILLAGE		605	30	5%	635
AMERICAN SCIENTIFIC LABORATORIES LLC		628	5	1%	633
LIFE CARE CENTER OF PENSACOLA		584	49	8%	633
EAST LAKE PEDIATRICS PA		577	56	9%	633
FLORIDA GULF COAST UNIVERSITY		451	181	29%	632
MOUNT SINAI LABORATORY		603	29	5%	632
JOHN KNOX VILLAGE HEALTH CENTER		612	20	3%	632
ST JOHN'S NURSING CENTER		611	21	3%	632
GOLDEN GATE FAMILY CLINIC		193	436	69%	629
NORTH FLORIDA MEDICAL GROUP		489	137	22%	626
PALM GARDEN OF VERO BEACH		584	40	6%	624
VIERA HOSPITAL, INC		487	136	22%	623
LIFE CARE CENTER OF ORANGE PARK		591	30	5%	621
VETERANS AFFAIRS MEDICAL CENTER	1	40	575	93%	616
MID-FLORIDA PATHOLOGY		465	147	24%	612
HOLY CROSS HOSPITAL		12	598	98%	610

COVID-19: testing by laboratory

Data through Feb 28, 2021 verified as of Mar 1, 2021 at 09:25 AM

Data in this report are provisional and subject to change.

The numbers in the table below represent the number of Florida and non-Florida residents for whom test results were received by the Department of Health. A person can be tested by more than one laboratory and can have both positive and negative results. **Therefore, the sum of the numbers in each column will be larger than the total number of people tested.**

Reporting lab	Inconclusive	Negative	Positive	Percent positive	Total
CLEWISTON NURSING AND REHABILITATION CENTER		592	12	2%	604
HOLMES REGIONAL MEDICAL CENTER		5	598	99%	603
THE PRESERVE		591	9	2%	600
PATIENTS FIRST - MAHAN DRIVE		164	435	73%	599
PEBBLEBROOK PHARMACY		494	105	18%	599
GOLDEN GLADES NURSING & REHABILITATION CTR		583	15	3%	598
SPRING HILL HEALTH AND REHABILITATION CENTER		573	24	4%	597
VETERANS AFFAIRS MEDICAL CENTER - JAMES A HALEY			597	100%	597
ORANGE BLOSSOM FAMILY HEALTH		566	27	5%	593
BROOKDALE FORT MYERS CYPRESS LAKE		590	2	0%	592
SEBASTIAN RIVER MEDICAL CENTER	2	429	161	27%	592
FORT MYERS INTERNAL MEDICINE, LLC		529	59	10%	588
VA PAIN CLINIC	4	555	28	5%	587
LIFE CARE CENTER OF HILLIARD		562	22	4%	584
LAB DOCTOR		511	73	13%	584
BROAD INSTITUTE CLINICAL SEQUENCING RESEARCH PLATFORM	2	551	27	5%	580
VITAS HEALTHCARE CORP OF CENTRAL FL		555	23	4%	578
MOORINGS PARK INSTITUTE, INC, THE		552	26	4%	578
EXPRESS PHARMACY		534	43	7%	577
MANOR CARE HEALTH SERVICES - FT MYERS		552	24	4%	576
SOUTHEAST ALABAMA MEDICAL CENT		526	50	9%	576
BOCA GRANDE HEALTH CLINIC		547	28	5%	575
MEDICAL VB		451	121	21%	572
TENNESSEE DOH - NASHVILLE	2	504	66	12%	572
EDEN SPRINGS NURSING AND REHAB CENTER		460	111	19%	571
CONSULATE HEALTHCARE OF VERO BEACH	14	477	79	14%	570
THERADOC		152	417	73%	569
HMA SANTA ROSA MEDICAL CENTER LLC DBA		447	122	21%	569
PEDIATRIC HEALTHCARE ALLIANCE PA		522	47	8%	569
J AND G MEDICAL GROUP LLC		469	96	17%	565
CITY MEDICAL OF NEW JERSEY, PC		516	46	8%	562
HEALTH CENTRAL CLINICAL LABORATORY		516	44	8%	560
AFC URGENT CARE CLEARWATER	1	123	435	78%	559
SHORELINE PHYSICIAN GROUP		342	216	39%	558
ECCOLAB GROUP	1	146	410	74%	557
NSPIRE HEALTHCARE MIAMI LAKES	7	534	14	3%	555
CYPRESS VILLAGE	1	527	24	4%	552
NEMOURS CHILDERN'S HOSPITAL		453	98	18%	551
The Sands at South Beach		545	4	1%	549
MAYFLOWER ASSISTED LIVING		542	6	1%	548
VITAE DIAGNOSTICS		534	13	2%	547
EMERALD SHORES HEALTH AND REHABILITATION		449	97	18%	546
AMERICAN FAMILY CARE PENSACOLA WEST		13	533	98%	546
MANOR CARE NURSING CENTER OF SARASOTA FL LLC		459	87	16%	546
SUWANNEE HEALTH AND REHABILITATION CENTER		539	5	1%	544
COASTAL URGENT CARE		428	116	21%	544
Signature HealthCare Center of Waterford		515	29	5%	544

COVID-19: testing by laboratory

Data through Feb 28, 2021 verified as of Mar 1, 2021 at 09:25 AM

Data in this report are provisional and subject to change.

The numbers in the table below represent the number of Florida and non-Florida residents for whom test results were received by the Department of Health. A person can be tested by more than one laboratory and can have both positive and negative results. **Therefore, the sum of the numbers in each column will be larger than the total number of people tested.**

Reporting lab	Inconclusive	Negative	Positive	Percent positive	Total
BALDOMERO LOPEZ STATE VETERANS NURSING HOME	2	537	4	1%	543
DOCTORS CENTER,THE		432	111	20%	543
NCF DIAGNOSTICS & DNA TECHNOLOGIES	15	208	318	59%	541
EXPRESS URGENT CARE LLC		1	540	100%	541
Fernandina Beach Rehabilitation and Nursing Center	1	519	19	4%	539
PEDIATRIC HEALTHCARE ALLIANCE		507	31	6%	538
EMERALD COAST PEDIATRICS		527	11	2%	538
DIAMOND RIDGE HEALTH AND REHABILITATION		505	31	6%	536
VETERANS AFFAIRS MEDICAL CENTER - BAY PINES		18	517	97%	535
CLARITY LABS		464	70	13%	534
BALDWIN PEDIATRICS	1	504	28	5%	533
CONTINENTAL CLINICAL RESEARCH, LLC		500	32	6%	532
BUFFALO CROSSING HEALTHCARE & REHABILITATION CTR		517	15	3%	532
WILLOW BROOKE COURT AT INDIAN RIVER ESTATES		489	43	8%	532
Plantation Bay Rehabilitation Center		508	23	4%	531
ENCOMPASS HEALTH		517	13	2%	530
NCH HEALTHCARE BONITA		401	128	24%	529
MED FAST URGENT CARE CENTER		260	268	51%	528
MEDICAL CENTER CLINIC-IMMEDIATE CARE	1	423	104	20%	528
DAVITA LABORATORY		426	100	19%	526
DOH – INDIAN RIVER		450	75	14%	525
PALM GARDEN OF TAMPA		494	29	6%	523
VILLA MARIA NURSING & REHAB CENTER INC	1	507	12	2%	520
CLIFFORD CHESTER SIMS STATE VETERANS		508	11	2%	519
MEDONE URGENT CARE AT ST. AUGUSTINE		133	385	74%	518
MEDICAL CENTER OF DELTONA, INC		428	89	17%	517
MEDFAST URGENT CARE CENTERS		231	281	55%	512
PIONEER CLINICAL LAB LLC		411	96	19%	507
VALENCIA HILLS HEALTH AND REHABILITATION CENTER		489	13	3%	502
SABAL PALMS HEALTH AND REHAB		450	50	10%	500
AMERICA'S PHARMACY LLC		443	57	11%	500
BAPTIST PRIMARY CARE	2	398	100	20%	500
JACKSON MEMORIAL PERDUE MEDICAL CENTER		475	24	5%	499
SOLARIS HEALTHCARE LAKE CITY		400	98	20%	498
VETERANS AFFAIRS MEDICAL CENTER - GAINESVILLE		3	495	99%	498
HARBOUR HEALTH CENTER		484	14	3%	498
ENZO CLINICAL LABS INC	3	469	25	5%	497
CLINICAL PATHOLOGY LABS		386	111	22%	497
FLORIDA DEPARTMENT OF HEALTH IN CALHOUN COUNTY		374	123	25%	497
CLINICAL ENTERPRISE, INC		477	20	4%	497
NEW YORK HOSPITAL LABORATORIES	1	481	12	2%	494
JACKSON MEMORIAL LONG TERM CARE CENTER		472	22	4%	494
PALMETTO FAMILY HEALTHCARE	1	313	180	36%	494
MEMORIAL PEMBROKE 24/7 CARE CENTER		374	119	24%	493
HEALTH CENTER AT BRENTWOOD	1	448	44	9%	493
CHILDRENS MEDICAL ASSOCIATION PA		434	57	12%	491
HEARTLAND PEDIATRICS OF LAKE WALES		440	51	10%	491

COVID-19: testing by laboratory

Data through Feb 28, 2021 verified as of Mar 1, 2021 at 09:25 AM

Data in this report are provisional and subject to change.

The numbers in the table below represent the number of Florida and non-Florida residents for whom test results were received by the Department of Health. A person can be tested by more than one laboratory and can have both positive and negative results. **Therefore, the sum of the numbers in each column will be larger than the total number of people tested.**

Reporting lab	Inconclusive	Negative	Positive	Percent positive	Total
SOUTHERN OAKS CARE CENTER	1	450	37	8%	488
WATSON THERAPEUTICS INC		469	19	4%	488
RICARDO NAVARRO DO PA		416	70	14%	486
ARCPPOINTS LABS		421	65	13%	486
ST CLOUD REGIONAL MEDICAL CENTER CLINICAL LAB		394	92	19%	486
FOUNTAIN MANOR HEALTH AND REHAB CENTER	1	465	18	4%	484
SUSANNA WESLEY HEALTH CENTER		446	36	7%	482
RIVER GARDEN HEBREW HOME FOR THE AGED		428	54	11%	482
FAMILY HEALTH CENTERS OF SOUTHWEST FLORIDA INC		414	68	14%	482
THE PALACE AT HOMESTEAD	1	461	19	4%	481
PALM GARDEN OF JACKSONVILLE☐	2	399	80	17%	481
NORTH FLORIDA RETIREMENT VILLAGE		479	2	0%	481
GENOSUR LLC		473	6	1%	479
HILLCREST HEALTH CARE & REHABILITATION CENTER	2	464	13	3%	479
BREVARD HEALTH ALLIANCE		233	246	51%	479
FLORIDA DEPARTMENT OF HEALTH CLAY COUNTY	1	379	96	20%	476
SANDBAY URGENT CARE		382	93	20%	475
LAUDERDALE NURSING CENTER LLC	1	455	19	4%	475
WEST GABLES HEALTH CARE CENTER		464	10	2%	474
The Manor at Blue Water Bay		414	60	13%	474
ASCEND CLINICAL	5	399	69	15%	473
HARTS HARBOR HEALTH CARE CENTER		452	21	4%	473
Good Samaritan Society Kissimmee Village		407	65	14%	472
BOND CLINIC PA PEDIATRICS DEPT		434	38	8%	472
MANOR OAKS NURSING & REHAB CENTER	4	462	2	0%	468
DXTERITY DIAGNOSTICS	2	437	29	6%	468
FLO-MEDILAB SERVICES LLC		188	279	60%	467
NAVAL HOSPITAL - JACKSONVILLE		136	331	71%	467
Quest Diag Unspecifd	1	316	149	32%	466
SHORE ACRES CARE CENTER		429	35	8%	464
BROOKDALE PALMER RANCH	1	404	57	12%	462
MANOR AT CARPENTERS		434	27	6%	461
PARKLANDS FACILITY INC	4	415	42	9%	461
PHYSICIANS PRIMARY CARE LAB	1	396	63	14%	460
CITRUS NURSING CENTER LLC		412	46	10%	458
CARITHERS PEDIATRIC GROUP		413	45	10%	458
MICHAEL A MIDDLETON MD PA☐		440	17	4%	457
CHILDRENS CLINIC WEST FLORIDA PEDIATRICS		417	40	9%	457
HOPE HOSPICE AND COMMUNITY SERVICES INC	14	425	17	4%	456
CLARIDGE HOUSE NURSING CENTER		437	17	4%	454
HERON POINTE HEALTH AND REHABILITATION	1	450	3	1%	454
PALM GARDEN OF CLEARWATER		434	18	4%	452
RAINBOW PEDIATRIC CENTER PA		419	31	7%	450
FIRST CHOICE PEDIATRICS		362	88	20%	450
LIFE CARE CENTER OF PALM BAY☐		423	27	6%	450
Williston Care Center		392	57	13%	449
BENTON PEDIATRICS INC		402	47	10%	449

COVID-19: testing by laboratory

Data through Feb 28, 2021 verified as of Mar 1, 2021 at 09:25 AM

Data in this report are provisional and subject to change.

The numbers in the table below represent the number of Florida and non-Florida residents for whom test results were received by the Department of Health. A person can be tested by more than one laboratory and can have both positive and negative results. **Therefore, the sum of the numbers in each column will be larger than the total number of people tested.**

Reporting lab	Inconclusive	Negative	Positive	Percent positive	Total
FLORIDA HOSPITAL WAUCHULA		315	133	30%	448
ORLANDO HEALTH CENTER FOR REHABILITATION		434	13	3%	447
LITTLE PINE PEDIATRICS PLLC	2	390	55	12%	447
AFC URGENT CARE FAMILY CARE			446	100%	446
BROWARD PARTNERSHIP	6	431	8	2%	445
DIAMOND RIDGE HEALTH AND REHABILITATION CENTER		422	22	5%	444
Q ANSWER LAB	1	385	58	13%	444
NORTH FLORIDA REHABILITATION & SPECIALTY CARE☐		436	6	1%	442
UNIVERSITY OF TAMPA INC, THE		432	9	2%	441
EMERITUS AT NAPLES	2	438	1	0%	441
ELLENTON PEDIATRICS		423	18	4%	441
NEW PLANT CITY FAMILY CARE	1	236	203	46%	440
Solaris HealthCare Windermere		408	32	7%	440
SMA SPECIALTY MEDICAL LAB		119	321	73%	440
CARENOW	2	240	194	44%	436
DBI HEALTH INC		421	15	3%	436
CARE ONE OF FLORIDA	1	292	142	33%	435
NEW YORK PRESBYTERIAN - CUMC CLINICAL		415	18	4%	433
AFC URGENT CARE SEMINOLE			433	100%	433
BMCB MOLECULAR DIAGNOSTIC SUBSECTION		413	20	5%	433
WHITE-WILSON MEDICAL CENTER - FORT WALTON BEACH		416	16	4%	432
ST ANDREWS BAY SKILLED NURSING &		372	60	14%	432
AVECINA MEDICAL JULINGTON	1	240	189	44%	430
FLORIDA DEPT OF HEALTH IN BREVARD COUNTY	3	363	63	15%	429
APP-UNIPATH, LLC	2	412	15	3%	429
VITAS LUTHERAN TOWERS INPATIENT PROGRAM		364	64	15%	428
PALM GARDEN OF OCALA		330	98	23%	428
SIGNATURE HEALTHCARE OF BROOKWOOD GARDENS		419	6	1%	425
SOLARIS HEALTHCARE OSCEOLA		403	22	5%	425
FLORIDA HOSPITAL MEDICAL GROUP		264	160	38%	424
RUSKIN HEALTH CENTER		262	161	38%	423
PRO HEALTH		187	236	56%	423
Colonial Lakes Health Care		384	38	9%	422
RESTORE HEALTH URGENT CARE		323	98	23%	421
GARCIA CLINICAL LABORATORY		28	392	93%	420
AFC URGENT CARE TYRONE		3	417	99%	420
PALM GARDEN OF ORLANDO		386	33	8%	419
Bardmoor Oaks Healthcare and Rehabilitation Center		406	11	3%	417
LEHIGH REGIONAL MEDICAL CENTER LAB		371	44	11%	415
SANTA ROSA CENTER FOR REHABILITATION AND HEALING		345	69	17%	414
STEWART SEBASTIAN RIVER MEDICAL CENTER		361	53	13%	414
Ocala Health and Rehabilitation Center		391	21	5%	412
SEMINOLE NURSING PAVILION		403	7	2%	410
MINUTECLINIC LLC #3671		366	44	11%	410
MEDIPATH		19	391	95%	410
CONSULATE HEALTH CARE OF BAYONET POINT	4	399	7	2%	410
THE PALACE MANAGEMENT - THE PALACE AT CORAL GABLES		407	3	1%	410

COVID-19: testing by laboratory

Data through Feb 28, 2021 verified as of Mar 1, 2021 at 09:25 AM

Data in this report are provisional and subject to change.

The numbers in the table below represent the number of Florida and non-Florida residents for whom test results were received by the Department of Health. A person can be tested by more than one laboratory and can have both positive and negative results. **Therefore, the sum of the numbers in each column will be larger than the total number of people tested.**

Reporting lab	Inconclusive	Negative	Positive	Percent positive	Total
HEALTHY STEPS PEDIATRICS		361	47	12%	408
PALM GARDEN OF WINTER HAVEN	3	389	16	4%	408
Cypress Cove Care Center		305	100	25%	405
TIDE LABORATORIES		362	43	11%	405
LIFEBRITE	1	209	192	48%	402
FLORIDA DEPARTMENT OF HEALTH		353	47	12%	400
BROOKSVILLE HEALTHCARE CENTER LLC		387	13	3%	400
NAPLES CHILDREN'S URGENT CARE		349	51	13%	400
ABBEE DELRAY		394	5	1%	399
SOLARIS HEALTHCARE MERRITT ISLAND		359	40	10%	399
CORE DIAGNOSTIC LABORATORIES LLC		277	122	31%	399
SUNSHINE URGENT CARE LLC		253	145	36%	398
STARKE FAMILY MEDICAL CENTER		310	88	22%	398
ORCHARD PARK HEALTH & REHABILITATION		390	5	1%	395
MINI ER AND URGENT CARE		289	105	27%	394
MEDSCAN LABORATORY INC	1	182	211	54%	394
Timberridge Center for Rehabilitation and Healing		359	34	9%	393
Solaris Healthcare Daytona	2	344	46	12%	392
INDIAN RIVER CTR, LLC		341	50	13%	391
BARBER		13	376	97%	389
MINUTECLINIC LLC, #10357		387	1	0%	388
PALMS OF SEBRING		352	34	9%	386
Darcy Hall Of Life Care		375	11	3%	386
TREASURE COAST COMMUNITY HEALTH	3	321	61	16%	385
TIDEWELL HOSPICE INC	2	376	7	2%	385
Manatee Springs Rehabilitation and Nursing Center		363	20	5%	383
BROOKDALE PADDOCK HILLS	2	377	2	1%	381
OCALA FAMILY MEDICAL CENTER INC	1	326	51	13%	378
BAYA PHARMACY WEST		8	368	98%	376
FAMILY CARE PARTNERS OF NORTHEAST FLORIDA LLC		302	73	19%	375
GOOD SAMARITAN CENTER		371	3	1%	374
AFC URGENT CARE		67	306	82%	373
FAIR HAVENS CENTER, OPCO		367	6	2%	373
Life Care Center of Ocala		304	68	18%	372
MEDONE URGENT CARE CENTER		149	223	60%	372
HENDRY REGIONAL MEDICAL CENTER		107	264	71%	371
SOLARIS HEALTHCARE BAYONET POINT		355	16	4%	371
ACCESS MEDICAL CENTER	1	344	26	7%	371
UR MEDICINE LABS- CENTRAL LABORATORY		349	22	6%	371
CLERMONT HEALTH AND REHABILITATION CENTER		339	32	9%	371
FLORIDA DEPARTMENT OF HEALTH IN LIBERTY COUNTY	2	274	95	26%	371
URGENT CARE BETHESDA	1	318	52	14%	371
ROLLINS COLLEGE WELLNESS CENTER		130	239	65%	369
VITAS HEALTHCARE CORPORATION		364	5	1%	369
ANCIENT CITY PEDIATRICS	1	353	14	4%	368
ADVENT HEALTH - TAMPA		148	220	60%	368
TRENTON MEDICAL CENTER INC DBA PALMS MEDICAL GROUP	4	270	93	25%	367

COVID-19: testing by laboratory

Data through Feb 28, 2021 verified as of Mar 1, 2021 at 09:25 AM

Data in this report are provisional and subject to change.

The numbers in the table below represent the number of Florida and non-Florida residents for whom test results were received by the Department of Health. A person can be tested by more than one laboratory and can have both positive and negative results. **Therefore, the sum of the numbers in each column will be larger than the total number of people tested.**

Reporting lab	Inconclusive	Negative	Positive	Percent positive	Total
AMEERAH LABS, LLC	2	283	81	22%	366
Stacey Health Care Centers Inc. dba Riverside Care Center		337	29	8%	366
Destin Healthcare and Rehabilitation Center	1	326	38	10%	365
MAGNOLIA FAMILY URGENT CARE		327	38	10%	365
Bayside Care Center	1	342	20	6%	363
PINES OF SARASOTA		359	4	1%	363
BLOUNTSTOWN REHABILITATION CENTER LLC		257	106	29%	363
INFORM DIAGNOSTICS		353	9	2%	362
MOOSEHAVEN HEALTH CENTER		325	37	10%	362
ADDINGTON PLACE AT WELLINGTON GREEN		352	9	2%	361
ADVENTHEALTH EXPRESS CARE AT		292	68	19%	360
LIFE CARE PONTE VEDRA INC		352	8	2%	360
EPN URGENT CARE		44	315	88%	359
solaris Healthcare Parkway	2	339	17	5%	358
SUNLAND MARIANNA COX MEDICAL CENTER		318	40	11%	358
VILLAGE DOCTORS OF KEYSTONE		276	81	23%	357
INTERNAL MEDICINE & PEDIATRICS OF TAMPA BAY PA		301	55	15%	356
HEALTH CENTRAL PARK		289	66	19%	355
HAINES CITY REHABILITATION AND NURSING CENTER		331	24	7%	355
SEA BREEZE REHAB AND NURSING CENTER		344	9	3%	353
VETERANS AFFAIRS MEDICAL CENTER - LAKE CITY		52	301	85%	353
MY CLINICAL LAB		224	129	37%	353
DIAGNOSTIC & CLINICAL CARE SERVICES INC DBA		279	74	21%	353
MEDFAST URGENT CARE CENTER		122	230	65%	352
VILLAGE AT VIENNA SQUARE,THE	6	329	17	5%	352
CORAL BAY HEALTHCARE AND REHABILITATION	1	338	12	3%	351
ASSOCIATESMD MEDICAL GROUP INC		300	51	15%	351
SANFORD LABORATORIES		325	26	7%	351
BAYSHORE DIAGNOSTICS		310	41	12%	351
NATIONS BEST FAMILY HEALTH CARE		173	177	51%	350
SIPARADIGM, DIAGNOSTIC INFORMATICS		273	76	22%	349
MANORCARE HEALTH SERVICES - VENICE		294	55	16%	349
FHMG FLORIDA HOSPITAL MEDICAL GROUP		312	37	11%	349
ORLANDO VA MEDICAL CENTER			348	100%	348
FG RAPID RESULTS	2	116	229	66%	347
HEALTH DESIGNS		332	14	4%	346
FLORIDA HOSPITAL HEARTLAND MED CTR LAKE PLACID		256	88	26%	344
PALM GARDEN OF WEST PALM BEACH	4	325	15	4%	344
Palmetto Subacute Care Center		332	11	3%	343
ORCHARD RIDGE CARE AND REHABILITATION CENTER		324	19	6%	343
UNIVERSITY OF TAMPA STUDENT HEALTH AND SHC CLINICAL LABORATORY		194	149	43%	343
PruittHealth Panama City	1	276	64	19%	341
ADVENT HEALTH CENTRA CARE - PALM COAST		80	261	77%	341
SUN COUNTRY PEDIATRICS PLLC	9	302	29	9%	340
SELECT REFERENCE LABORATORIES, LLC	1	326	12	4%	339
NATURE COAST MEDICAL GROUP		246	93	27%	339
ARCPPOINT LABS OF SARASOTA MANATEE		261	78	23%	339

COVID-19: testing by laboratory

Data through Feb 28, 2021 verified as of Mar 1, 2021 at 09:25 AM

Data in this report are provisional and subject to change.

The numbers in the table below represent the number of Florida and non-Florida residents for whom test results were received by the Department of Health. A person can be tested by more than one laboratory and can have both positive and negative results. **Therefore, the sum of the numbers in each column will be larger than the total number of people tested.**

Reporting lab	Inconclusive	Negative	Positive	Percent positive	Total
SIGNATURE HEALTHCARE OF NORTH FLORIDA		336	3	1%	339
USAFSAM/PHE		174	165	49%	339
HEALTHWORKS MED GROUP OF FLORIDA PA	3	328	7	2%	338
Palm Garden of Largo		332	4	1%	336
SERENADES IN THE VILLAGES		282	54	16%	336
FLORIDA HEART & VASCULAR MULTISPECIALTY GROUP PA		239	96	29%	335
ADVENTHEALTH MEDICAL GROUP PROMPT CAR	1	234	100	30%	335
Marshall Health and Rehabilitation Center		286	48	14%	334
HARDEE MANOR HEALTH CARE CENTER	1	330	3	1%	334
NORTH PINELLAS STATMED QUICK QUALITY CLINICS		236	97	29%	333
Bay Breeze Senior Living and Rehabilitation Center		280	53	16%	333
CRONOS CLINICAL LABORATORY	22	220	91	27%	333
FAIRWAY OAKS CENTER LLC	6	320	6	2%	332
PEDIATRIC ASSOCIATES OF OCALA PA		301	31	9%	332
COLOR GENOMICS, INC.	2	322	6	2%	330
SABAL DIRECT PRIMARY CARE, PA		272	58	18%	330
ST PETERSBURG PEDIATRICS-PARK BLVD		298	32	10%	330
BRISTOL AT TAMPA, THE	4	317	8	2%	329
HARDEE COUNTY HEALTH DEPARTMENT		262	67	20%	329
MANOR CARE OF BOYNTON BEACH LLC		305	24	7%	329
Life Care Center at Wells Crossing		309	19	6%	328
FLOMEDILAB		112	216	66%	328
VILLAGE DOCTORS FAMILY MEDICAL CENTER OF		264	63	19%	327
TRI-COUNTY NURSING AND REHABILITATION CENTER INC		311	15	5%	326
ST PETERSBURG PEDIATRICS-SEMINOLE BLVD		264	61	19%	325
PIONEER CLINICAL LAB, LLC		212	113	35%	325
WHITE WILSON MEDICAL CENTER PA - NAVARRE		222	102	31%	324
CORAL TRACE HEALTH CARE☐	2	316	5	2%	323
MIDWAY SPECIALTY CARE CENTER	3	206	114	35%	323
BAPTIST PRIMARY CARE, INC		297	25	8%	322
PEDIATRICS BY THE SEA		310	11	3%	321
PALM BEACH ATLANTIC UNIVERSITY		310	11	3%	321
ATLANTIC SHORES NURSING AND REHAB CENTER	1	311	9	3%	321
DELTONA HEALTH CARE		298	23	7%	321
KISSIMMEE FACILITY OPERATIONS LLC		298	23	7%	321
ROSEWOOD HEALTH AND REHABILITATION CENTER		297	21	7%	318
OCEAN VIEW NURSING AND REHAB CENTER		301	16	5%	317
LabCorp (Non-Interfaced)	1	124	191	60%	316
SPECIALTY HEALTH AND REHABILITATION CENTER		291	25	8%	316
BAY VILLAGE OF SARASOTA INC		313	3	1%	316
DIGNITY HEALING, LLC		302	14	4%	316
PruittHealth Santa Rosa		225	90	29%	315
BIOCEPT		293	22	7%	315
FL HUD DESTIN, LLC D/B/A GRAND BOULEVARD HEALTH		278	37	12%	315
AVANTE AT MT DORA		311	3	1%	314
ADVENTHEALTH EXPRESS CARE AT WALGREENS 49TH STREET		261	52	17%	313
GENESIS MEDICAL LABORATORY MIAMI FL.		83	230	73%	313

COVID-19: testing by laboratory

Data through Feb 28, 2021 verified as of Mar 1, 2021 at 09:25 AM

Data in this report are provisional and subject to change.

The numbers in the table below represent the number of Florida and non-Florida residents for whom test results were received by the Department of Health. A person can be tested by more than one laboratory and can have both positive and negative results. **Therefore, the sum of the numbers in each column will be larger than the total number of people tested.**

Reporting lab	Inconclusive	Negative	Positive	Percent positive	Total
HCSO OCCUPATIONAL HEALTH AND WELLNESS CENTER		244	68	22%	312
AVENTURA REHAB AND NURSING CENTER		302	10	3%	312
KEY WEST HEALTH AND REHAB	1	304	7	2%	312
ST LUCIE EMPLOYEE HEALTH & WELLNESS CENTER		306	6	2%	312
WELL HEALTH WORKS	1	275	35	11%	311
MOBILE MEDICAL ASSOCIATES PL	10	259	41	13%	310
HEALTH PARK CARE CENTER		306	4	1%	310
MEDEXPRESS LUTZ		3	306	99%	309
PENSACOLA PEDIATRICS PA - TIGER POINT	18	282	8	3%	308
ELMHURST HOSPITAL CENTER	1	281	26	8%	308
SPRINGTREE REHAB & HEALTH CARE CENTER		289	19	6%	308
THE SPRINGS AT BOCA CIEGA BAY		299	9	3%	308
REHABILITATION CENTER OF LAKE CITY, THE		279	28	9%	307
LAKE EUSTIS HEALTH AND REHABILITATION CENTER		300	7	2%	307
SILVER CREEK SENIOR LIVING COMMUNITY		302	5	2%	307
GOOD SAMARITAN SOCIETY-DAYTONA		287	19	6%	306
SAMANTHA WILSON CARE CENTER	4	293	9	3%	306
GANDY CROSSING CARE CENTER	1	290	14	5%	305
AVELLINO LAB USA, INC	1	292	12	4%	305
CHAUTAUQUA REHABILITATION AND NURSING CENTER		295	9	3%	304
PHYSICIANS REGIONAL WALK-IN		185	119	39%	304
TAMARAC REHABILITATION & HEALTH CENTER		300	3	1%	303
PALMS REHABILITATION AND HEALTHCARE CENTER		266	37	12%	303
ONESTOP MEDICAL AND URGENT CARE LLC		259	43	14%	302
KENNEDY PAIN CLINIC GROUP LLC		272	29	10%	301
ARGO SENIOR LIVING AT HAVERHILL		282	18	6%	300
RIVERS FAMILY MEDICINE PA		222	77	26%	299
BOCA BIOLISTICS REFERENCE LABORATORY	2	185	112	37%	299
SPEARHEAD MEDICAL		250	48	16%	298
JACKSON PLAZA NURSING & REHAB CENTER	6	286	6	2%	298
ENCOMPASS HEALTH REHABILITATION HOSPITAL OF SUNRISE	8	283	6	2%	297
BROOKDALE DESTIN		285	12	4%	297
HEALTH FIRST ADVENTHEALTH CENTRA CARE - TITUSVILLE		56	241	81%	297
The Care Center at Pinellas Park	1	288	8	3%	297
ST JAMES HEALTH AND REHABILITATION CENTER		212	84	28%	296
OSPREY LODGE		237	59	20%	296
LUTHERAN HAVEN		287	9	3%	296
BUENA VISTA URGENT CARE		264	32	11%	296
BONIFAY NURSING AND REHAB CENTER		266	29	10%	295
PEDIATRIC HEALTH CARE ALLIANCE, PA		265	30	10%	295
Life Care Center of Punta Gorda	1	279	13	4%	293
NORTHWEST MEDICAL CENTER CLINICAL LABORATORY		175	118	40%	293
FAMILY CARE PARTNERS OF NE FLORIDA LLC		223	70	24%	293
AMBULATORY SURGERY CENTER OF BOCA RATON LTD		289	4	1%	293
SAINTS 120 LLC	1	258	34	12%	293
LAKELAND REGIONAL HEALTH SYSTEMS INC		26	266	91%	292
MEDICAL CENTER AT OCEAN REEF,THE		277	14	5%	291

COVID-19: testing by laboratory

Data through Feb 28, 2021 verified as of Mar 1, 2021 at 09:25 AM

Data in this report are provisional and subject to change.

The numbers in the table below represent the number of Florida and non-Florida residents for whom test results were received by the Department of Health. A person can be tested by more than one laboratory and can have both positive and negative results. **Therefore, the sum of the numbers in each column will be larger than the total number of people tested.**

Reporting lab	Inconclusive	Negative	Positive	Percent positive	Total
BAY COUNTY SHERIFFS OFFICE JAIL FACILITY		246	45	15%	291
REGENTS PARK OF BOCA RATON□		289	2	1%	291
LIFE CARE CENTER OF WINTER HAVEN		272	18	6%	290
STATMED OCALA	2	216	72	25%	290
PALM GARDEN OF GAINESVILLE	2	285	2	1%	289
HEATHER HILL HEALTHCARE CENTER		243	46	16%	289
LONGWOOD FAMILY PRACTICE		220	69	24%	289
AUBURN UNIVERSITY MEDICAL CLINIC		227	62	21%	289
CROSS POINTE CARE CENTER	2	280	6	2%	288
ST JUDE CHILDREN'S RESEARCH HOSPITAL		273	15	5%	288
INNOVATIVE TRANSFUSION MEDICINE, INC	3	239	46	16%	288
CONSULATE HEALTH CARE OF SAFETY HARBOR		281	6	2%	287
BAPTIST PRIMARY CARE INC	1	261	25	9%	287
HOLIDAY CVS LLC DBA CVS/PHARMACY #0440		277	9	3%	286
SOUTHWEST ORLANDO FAMILY MEDICINE, PL		238	48	17%	286
HOMESTEAD MANOR	2	244	40	14%	286
PW WINDERMERE SUBTENANT LLC		284	1	0%	285
PORT SAINT LUCIE HOSPITAL		276	9	3%	285
BRIDGEWATER PARK HEALTH AND REHAB		257	28	10%	285
24/7 PEDIATRIC CARE CENTERS INC		266	19	7%	285
AURORA DIAGNOSTICS BERNHARDT LABORATORIES PATHOLOGY SERVICE		190	93	33%	283
Solaris Healthcare Lake Bennet		251	32	11%	283
ROSEN MEDICAL CENTER		242	40	14%	282
HOLLEY NAVARRE MEDICAL CLINIC		208	74	26%	282
AVANTE AT LEESBURG INC		281	1	0%	282
ELMCROFT PINECREST	1	260	21	7%	282
URGENT CARE EXPRESS LLC		1	280	100%	281
KINDRED HOSPITAL	7	266	8	3%	281
RULEME CENTER	2	252	26	9%	280
BEAR CREEK NURSING CENTER		274	5	2%	279
FLORIDA HEALTH CARE PLANS			279	100%	279
MANORCARE AT LELY PALMS		274	5	2%	279
TAVARES PEDIATRICS		236	43	15%	279
HOLISTIX TREATMENT CENTERS		272	6	2%	278
TUSKAWILLA NURSING AND REHAB CENTER	2	269	7	3%	278
PRUITT HEALTH-SANTA ROSA		275	2	1%	277
QUALITOX LABORATORIES		105	172	62%	277
ADVENT HEALTH - DELTONA ER		224	53	19%	277
COMMUNITY HEALTH AND REHABILITATION CENTER		216	61	22%	277
VILLAGES REGIONAL HOSPITAL SURGERY CENTER LLC, THE		218	58	21%	276
Parkview Rehabilitation Center at Winter Park		269	7	3%	276
FAMILY EXPRESS URGENT CARE		5	271	98%	276
Rehabilitation Center for Park Place LLC		265	11	4%	276
TALLAHASSEE NHHI LLC	1	248	27	10%	276
HARBOURWOOD	1	271	4	1%	276
ESTERO ISLAND MEDICAL CENTER		215	61	22%	276
WALGREENS 3173		252	24	9%	276

COVID-19: testing by laboratory

Data through Feb 28, 2021 verified as of Mar 1, 2021 at 09:25 AM

Data in this report are provisional and subject to change.

The numbers in the table below represent the number of Florida and non-Florida residents for whom test results were received by the Department of Health. A person can be tested by more than one laboratory and can have both positive and negative results. **Therefore, the sum of the numbers in each column will be larger than the total number of people tested.**

Reporting lab	Inconclusive	Negative	Positive	Percent positive	Total
DOCTORS MEMORIAL HOSPITAL		155	121	44%	276
WESTCHESTER GARDENS LIMITED PARTNERSHIP		270	6	2%	276
Coastal Health and Rehabilitation Center		264	11	4%	275
MANOR CARE OF NAPLES FL LLC		272	3	1%	275
PERSONALIZED GENETIC TESTING	1	180	94	34%	275
PLANT CITY PEDIATRICS	1	223	51	19%	275
renaissance health and rehabilitation center		257	18	7%	275
Glades West Rehabilitation and Nursing Center		266	8	3%	274
BAYA POINTE NURSING AND REHABILITATION		191	83	30%	274
LASER & SURGERY CENTER OF THE PALM BEACHES☐		272	1	0%	273
ACCURATE DIAGNOSTIC LABS, INC		256	15	6%	271
EXCEL PEDIATRICS		226	44	16%	270
Solaris Healthcare Coconut Creek		263	6	2%	269
SILVERCREST HEALTH AND REHABILITATION CENTER	3	258	8	3%	269
Premier Place at The Glenview		260	8	3%	268
ADVENT HEALTH CARE CENTER	9	246	13	5%	268
Life Care Center at Inverrary		261	6	2%	267
ADVENT HEALTH CENTRA CARE - ORMOND BEACH		113	153	58%	266
DAVID SCOTT MADWAR MD PA☐		239	27	10%	266
W FRANK WELLS NURSING HOME		237	28	11%	265
SERANADES BY SONATA WEST ORANGE		236	29	11%	265
FRICKS PHARMACY		206	59	22%	265
MILLER BIOCONNECT		236	28	11%	264
JACKSONVILLE KIDS PEDIATRICS, PLLC		232	32	12%	264
BROOKDALE LAKE TAVARES		258	5	2%	263
BRENTWOOD RETIREMENT COMMUNITY	5	227	31	12%	263
JAMES A HALEY VETERANS HOSPITAL			263	100%	263
Solaris HealthCare Imperial		255	8	3%	263
NASSAU COUNTY JAIL		225	37	14%	262
SEASIDE HEALTH AND REHABILITATION CENTER		205	57	22%	262
PROTEUS MOLECULAR AND CLINICAL LAB	1	149	111	43%	261
ST CATHERINE'S WEST REHABILITATION HOSPITAL		249	12	5%	261
SIGNATURE HEALTHCARE AT THE COURTYARD		213	47	18%	260
CHIPOLA HEALTH AND REHAB		243	17	7%	260
CLARE BRIDGE ORMOND BEACH	1	259			260
CLIFFORD CHESTER SIMS VA NURSING HOME		251	9	3%	260
LAKE PARK OF MADISON		251	9	3%	260
CONSULATE HEALTHCARE OF KISSIMMEE		247	12	5%	259
WHITE-WILSON MEDICAL CENTER - NICEVILLE		232	27	10%	259
ADVANCED AMBULATORY SURGERY CENTER		246	12	5%	258
MEMPHIS PATHOLOGY LABORATORY	4	236	18	7%	258
FLORIDA WOMAN CARE LABORATORY LLC		232	26	10%	258
TRINITY REGIONAL REHAB CENTER		243	15	6%	258
The Grove Health and Rehabilitation		235	23	9%	258
PAVILION FOR HEALTHCARE, THE		253	2	1%	255
AVON PARK PEDIATRICS INC	3	227	24	9%	254
Vi at Lakeside Village Skilled Nursing		249	5	2%	254

COVID-19: testing by laboratory

Data through Feb 28, 2021 verified as of Mar 1, 2021 at 09:25 AM

Data in this report are provisional and subject to change.

The numbers in the table below represent the number of Florida and non-Florida residents for whom test results were received by the Department of Health. A person can be tested by more than one laboratory and can have both positive and negative results. **Therefore, the sum of the numbers in each column will be larger than the total number of people tested.**

Reporting lab	Inconclusive	Negative	Positive	Percent positive	Total
SHELL POINT VILLAGE MEDICAL CENTER		246	7	3%	253
WESTWOOD HEALTHCARE SNF		207	46	18%	253
FIRST CHOICE PRIMARY CARE		201	51	20%	252
BROWARD NURSING & REHABILITATION CTR	8	234	10	4%	252
USA HEALTH UNIVERSITY HOSPITAL CLINICAL LABORATORY	1	241	10	4%	252
ABBOTT LABORATORIES		164	87	35%	251
AYERS HEALTH & REHABILITATION CENTER		245	5	2%	250
DEPARTMENT OF HEALTH BUREAU OF FAMILY		248	2	1%	250
MARTIN MEMORIAL MEDICAL CENTER LAB		128	122	49%	250
VETERANS AFFAIRS MEDICAL CENTER - MIAMI		1	249	100%	250
HAVEN OF OUR LADY OF PEACE INC		241	8	3%	249
CENTERSTONE OF FLORIDA☐		232	17	7%	249
TIERRA PINES CENTER		237	12	5%	249
BUREAU OF CLINICAL LABORATORIES		208	40	16%	248
HUNT CLUB PEDIATRIC ASSOCIATES, P.A.		212	36	15%	248
CARRINGTON PLACE OF ST PETE LLC		242	6	2%	248
FOUNTAIN INN NURSING & REHABILITATION CTR, INC		242	6	2%	248
OKEECHOBEE COUNTY HEALTH DEPT	1	166	81	33%	248
QUOTIENT SCIENCES		239	8	3%	247
ABBOTT DIAGNOSTICS		233	14	6%	247
Heritage Healthcare at Tallahassee		239	7	3%	246
RIVERWOOD HEALTH NH LLC		207	39	16%	246
AVECINA MOBILE		121	125	51%	246
HOSPICE OF THE FLORIDA SUNCOAST,THE		244	1	0%	245
ROSEWOOD HEALTHCARE & REHABILITATION CENTER		239	6	2%	245
MALABAR/ADVENT CENTRA CARE		48	196	80%	244
FORT MYERS REHABILITATION AND NURSING CENTER		217	26	11%	243
Chatsworth at PGA National, LLC		230	12	5%	242
ARCHER HEALTH VENTURES, LLC		217	25	10%	242
PENSACOLA PEDIATRICS, PA		224	17	7%	241
Sunset Point Center		237	4	2%	241
WELL-BEING MEDICAL CENTER PLLC		222	19	8%	241
GOOD SAMARITAN CARES		236	5	2%	241
STERLING HOUSE OF DELAND		239	1	0%	240
LODGE HEALTH AND REHABILITATION CENTER, THE		208	32	13%	240
CLARE BRIDGE OF SARASOTA		238	2	1%	240
LA MER NH LLC☐		235	5	2%	240
Life Care Center of Sarasota		226	13	5%	239
FLORIDA CLINICAL LABORATORY-BIOREFERENCE LABORATORIES		89	150	63%	239
ORANGE COUNTY HEALTH DEPT		228	11	5%	239
CHIPOLA MEDICAL ASSOCIATES, LLC		166	73	31%	239
PALM GARDEN OF AVENTURA		236	3	1%	239
AMERICAN HOUSE SENIOR LIVING		189	49	21%	238
MIAMI JEWISH HEALTH SYSTEMS, INC	3	227	8	3%	238
ADVENT HEALTH - ORLANDO		180	58	24%	238
AZALEA TRACE		224	13	5%	237
HOSPICE OF LAKE & SUMTER INC	1	230	5	2%	236

COVID-19: testing by laboratory

Data through Feb 28, 2021 verified as of Mar 1, 2021 at 09:25 AM

Data in this report are provisional and subject to change.

The numbers in the table below represent the number of Florida and non-Florida residents for whom test results were received by the Department of Health. A person can be tested by more than one laboratory and can have both positive and negative results. **Therefore, the sum of the numbers in each column will be larger than the total number of people tested.**

Reporting lab	Inconclusive	Negative	Positive	Percent positive	Total
HOMESTEAD VILLAGE		225	11	5%	236
WIMAUMA COMMUNITY HEALTH CENTER		193	43	18%	236
SARAPATH DIAGNOSTICS		118	117	50%	235
REGENTS PARK AT AVENTURA		221	14	6%	235
BAY TREE CARE AND REHABILITATION CENTER		197	38	16%	235
Solaris Senior Living North Naples ALF		226	9	4%	235
EDGEWATER AT WATERMAN VILLAGE,THE		220	15	6%	235
ARBOR FACILITY INC		235			235
OAK HAMMOCK AT THE UNIVERSITY OF FLORIDA		229	6	3%	235
TERRACES OF LAKE WORTH CARE CENTER□		223	12	5%	235
STATMED QUICK QUALITY CLINIC AT NORTH PINELLAS		66	168	72%	234
KR at Hillsborough Lakes/Lutz Healthcare		224	10	4%	234
Chatham Glen Healthcare and Rehabilitation Center		226	7	3%	233
Cross Gardens Care Center		231	1	0%	232
TGH		1	231	100%	232
FELLOWSHIP HOME AT THE FAIRWAY LLC		226	6	3%	232
UCC - WELLINGTON		3	229	99%	232
FLORIDA KEYS PEDIATRICS & ADOLESCENT CENTER		220	12	5%	232
ATLANTIC URGENT CARE		155	76	33%	231
ARCPPOINT LABS OF ST PETERSBURG		152	79	34%	231
CYPRESS COVE		224	6	3%	230
MANDARIN PEDIATRICS		209	21	9%	230
LAKE SIDE NEUROLOGIC		220	10	4%	230
ManorCare Health Services-Palm Harbor	1	229			230
NORTH FLORIDA PEDIATRICS - MARIANNA		192	38	17%	230
ARTHREX MEDICAL CENTER	1	129	99	43%	229
MY HEALTHY BLUEPRINT BY BAPTIST HEALTH CARE		187	42	18%	229
AMERICAN FINNISH NURSING HOME	2	221	6	3%	229
LYNN HAVEN SPORTS COMPLEX-WALKON CLINIC		21	207	91%	228
WASHINGTON REHAB AND NURSING		218	9	4%	227
BOND CLINIC, PA		163	63	28%	226
PARKS HEALTHCARE & REHABILITATION CTR	4	211	11	5%	226
ADVENT HEALTH - TIMBERRIDGE ER		190	36	16%	226
Lakewood Nursing Center		196	29	13%	225
West Melbourne Health and Rehabilitation Center		224	1	0%	225
Consulate Health Care of St. Petersburg		218	7	3%	225
Heartland Healthcare of Ft. Myers	1	223	1	0%	225
Avante at Inverness		224	1	0%	225
Crossbreeze care center	1	221	2	1%	224
Lake Port Square Health Center		208	16	7%	224
CHEEK AND SCOTT DRUGS INC		181	42	19%	223
LEHIGH VALLEY GENOMICS			223	100%	223
PINNACLES PEDS CARE PA		222			222
DE LUNA HEALTH AND REHABILITATION CENTER		200	22	10%	222
WHITE WILSON MEDICAL IMMEDIATE CARE NICEVILLE		16	206	93%	222
NORTH FLORIDA PEDIATRICS PA - DUVAL		193	29	13%	222
PEDIATRICS IN BREVARD PA		188	33	15%	221

COVID-19: testing by laboratory

Data through Feb 28, 2021 verified as of Mar 1, 2021 at 09:25 AM

Data in this report are provisional and subject to change.

The numbers in the table below represent the number of Florida and non-Florida residents for whom test results were received by the Department of Health. A person can be tested by more than one laboratory and can have both positive and negative results. **Therefore, the sum of the numbers in each column will be larger than the total number of people tested.**

Reporting lab	Inconclusive	Negative	Positive	Percent positive	Total
WOOD LAKE HEALTH AND REHABILITATION CENTER		219			219
Boynton Beach Rehabilitation Center	2	213	4	2%	219
Signature healthcare of Jacksonville		213	5	2%	218
Avante at Orlando		214	4	2%	218
LAKE PORT SQUARE		200	17	8%	217
ST. CLOUD REGIONAL MEDICAL CENTER		199	18	8%	217
THE RESIDENCE AT TIMBER PINES	4	188	25	12%	217
CCS - JOSEPH V CONTE		215	2	1%	217
DISCOVERY VILLAGE AT MELBOURNE		191	26	12%	217
THE MANOR AT CARPENTERS		185	32	15%	217
ASCENSION MEDICAL GROUP		5	211	98%	216
COLLIER URGENT CARE CENTERS CREEKSIDE		199	17	8%	216
WALGREENS 10670		192	24	11%	216
BROOKDALE ATRIM WAY		210	6	3%	216
SOUTHERN LABORATORY SERVICES OF NWF		187	28	13%	215
GATEWAY/ADVENT CENTRA CARE	1	24	190	88%	215
HEARTLAND PEDIATRICS OF LAKE PLACID PA		186	29	13%	215
Consulate Health Care of North Fort Myers		203	12	6%	215
BLOCK, NATION, CHASE, AND SMOLEN FAMILY MEDICINE		157	57	27%	214
FORT PIERCE HEALTH CARE		206	7	3%	213
Orchid Cove at Sarasota		212	1	0%	213
ST MARK VILLAGE	1	207	5	2%	213
PCB CLINIC		167	45	21%	212
ARDEN COURTS OF TAMPA	2	205	5	2%	212
CONSULATE HEALTH CARE OF WINTER HAVEN		209	3	1%	212
San Jose Health & Rehabilitation		206	6	3%	212
POCONO MEDICAL CENTER		212			212
WIREGRASS DIRECT PRIMARY CARE PLLC		179	33	16%	212
CONEY ISLAND HOSPITAL		204	7	3%	211
SURREY PLACE CARE CENTER		205	6	3%	211
BAYVIEW CENTER		206	5	2%	211
EDGEWOOD NURSING CENTER		204	7	3%	211
SUNRISE DIAGNOSTIC LABORATORY		158	53	25%	211
SUPERIOR RESIDENCES OF PANAMA CITY BEACH		205	6	3%	211
CORAL REEF NURSING & REHABILITATION CENTER		206	4	2%	210
PALM BEACH PEDIATRICS PA	2	178	30	14%	210
FLORIDA ATLANTIC UNIVERSITY STUDENT HEALTH		174	36	17%	210
Whispering Oaks	11	175	23	11%	209
Taylor Care Center		204	5	2%	209
HEALTH FIRST - HOLMES REGIONAL MEDICAL CENTER		32	177	85%	209
NSPIRE HEALTHCARE LAUDERHILL		203	6	3%	209
DOCTORS MEMORIAL FAMILY MEDICINE	2	143	64	31%	209
THE PALACE NURSING AND REHABILITATION CENTER		209			209
AMELIA MEDICAL CARE		61	147	71%	208
PALMS MEDICAL GROUP HIGH SPRINGS		174	33	16%	207
VETERANS AFFAIRS ORLANDO VA MEDICAL CENTER			207	100%	207
FULGENT GENETICS	2	165	40	19%	207

COVID-19: testing by laboratory

Data through Feb 28, 2021 verified as of Mar 1, 2021 at 09:25 AM

Data in this report are provisional and subject to change.

The numbers in the table below represent the number of Florida and non-Florida residents for whom test results were received by the Department of Health. A person can be tested by more than one laboratory and can have both positive and negative results. **Therefore, the sum of the numbers in each column will be larger than the total number of people tested.**

Reporting lab	Inconclusive	Negative	Positive	Percent positive	Total
ADVENT HEALTH - WESTCHASE ER		174	33	16%	207
MACCLENNY NURSING AND REHAB		189	18	9%	207
Concordia Village of Tampa AL		201	5	2%	206
Surrey Place Healthcare and Rehabilitation		204	2	1%	206
Consulate Healthcare of West Palm Beach		189	16	8%	205
LCS SANDHILL COVE LLC DBA	6	190	8	4%	204
Bayside Health and Rehabilitation		175	29	14%	204
BARTON HEALTH ALLIANCE		159	45	22%	204
SOLARIS SENIOR LIVING VERO BEACH		196	7	3%	203
GLENRIDGE ON PALMER RANCH,THE		195	8	4%	203
SAMIR EBEID MD		182	21	10%	203
MACTOWN, INC		201	2	1%	203
BROOKDALE OF SPRING HILL	9	192	2	1%	203
PATHGROUP LABS LLC		97	105	52%	202
POLK COUNTY HEALTH DEPARTMENT		178	24	12%	202
ADVENT HEALTH CENTRA CARE - APOPKA NORTH		172	30	15%	202
CITY OF PORT SAINT LUCIE		188	13	6%	201
ADVENT HEALTH CENTRA CARE - DAYTONA BEACH		94	107	53%	201
Governors Creek Health and Rehabilitation	1	198	2	1%	201
COLONY CLUB ALF,THE	1	187	13	6%	201
PADDOCK RIDGE		198	3	1%	201
VAMC WEST PALM LAB		5	196	98%	201
LIFE CARE CENTER OF PORT ST. LUCIE		191	10	5%	201
ADVENT HEALTH - LAKE NONA		173	27	14%	200
Nspire Health Care Kendall		190	10	5%	200
HERITAGE HEALTHCARE AND REHABILITATION CENTER		195	5	3%	200
BORLAND GROOVER CLINIC	1	163	35	18%	199
ADVENT HEALTH - CARROLLWOOD	4	169	26	13%	199
SOUTHLAND SUITES OF ORMOND BEACH	4	195			199
INN AT ASTON GARDENS, THE		191	7	4%	198
DEPARTMENT OF HEALTH & HUMAN SERVICES		198			198
PONTE VEDRA GARDENS		197	1	1%	198
ST ANTHONYS REHABILITATION HOSPITAL	9	187	2	1%	198
220 GOLDEN, LLC	1	181	16	8%	198
LAUREL POINT CARE ACQUISITION LLC DBA SANDGATE GARDENS REHAB AND NURS		171	27	14%	198
LAKEVIEW INTERNAL MEDICINE		142	55	28%	197
ABBIEJEAN RUSSELL CARE CENTER□		195	1	1%	196
LAKE VIEW CARE CENTER AT DELRAY		189	6	3%	195
CONSULATE HEALTH CARE OF MELBOURNE		191	4	2%	195
GOOD SAMARITAN SOCIETY OF DELAND		184	11	6%	195
MATHISON RETIREMENT COMMUNITY, INC	1	185	8	4%	194
TARPON POINT NURSING AND REHABILITATION CENTER		191	3	2%	194
SARNO EXTENDED HOURS		124	69	36%	193
NO FLORIDA PEDIATRICS, PA		166	27	14%	193
ANGELS DIAGNOSTIC GROUP		154	39	20%	193
LUIS A GHIGLINO MD PA		185	7	4%	192
HEALTH LINK DIAGNOSTIC LABORATORIES		182	9	5%	191

COVID-19: testing by laboratory

Data through Feb 28, 2021 verified as of Mar 1, 2021 at 09:25 AM

Data in this report are provisional and subject to change.

The numbers in the table below represent the number of Florida and non-Florida residents for whom test results were received by the Department of Health. A person can be tested by more than one laboratory and can have both positive and negative results. **Therefore, the sum of the numbers in each column will be larger than the total number of people tested.**

Reporting lab	Inconclusive	Negative	Positive	Percent positive	Total
Cross Terrace REhabilitation		189	2	1%	191
CORAL GABLES NURSING & REHABILITATION CENTER		181	10	5%	191
EVENT MED SERVICES LABORATORY		187	4	2%	191
FLORIDA HEALTH CARE PLAN INC		2	189	99%	191
MORSELIFE MEMORY CARE RESIDENCE		181	9	5%	190
Sunnyside Nursing Home		187	3	2%	190
CYPRESS POINT LIVING, LLC		175	15	8%	190
NEO GENOMICS - FORT MYERS	1	183	6	3%	190
WOMEN'S CARE FLORIDA LABORATORY		183	5	3%	188
OCEAN REEF MEDICAL CENTER		150	38	20%	188
Flagler Health and Rehabilitation		185	3	2%	188
FINLAY CLINICAL LABORATORY INC		36	152	81%	188
PLANTATION NURSING & REHAB CENTER		187			187
BOCA RATON REHABILITATION CENTER	4	180	3	2%	187
PALM HARBOR FAMILY PRACTICE & WALK-IN		140	47	25%	187
CHILDREN MED CARE INC		158	29	16%	187
AMA MEDICAL GROUP LLC		156	31	17%	187
ANTHEM LAKES LLC		151	35	19%	186
The Waterford		184	2	1%	186
GUEST HOUSE OCALA, THE		181	5	3%	186
GRACE PEDIATRICS		155	30	16%	185
VIERA MANOR ASSISTED LIVING RESIDENCE		178	7	4%	185
NIGHT LITE PEDIATRICS WINTER GARDEN		144	41	22%	185
DOS OF NORTH SHORES NURSING & REHAB CENTER		185			185
WATERMARK LAKE POINTE WOODS LLC		167	18	10%	185
ADVENT		172	13	7%	185
ST PETERSBURG PEDIATRICS-EAST BAY	1	153	30	16%	184
OAKBROOK HEALTH AND REHABILITATION CENTER	1	169	14	8%	184
SANDY PINES	2	164	18	10%	184
ST AUGUSTINE HEALTH & REHAB CENTER		183	1	1%	184
POMPANO REHABILITATION AND NURSING CTR		184			184
ST. JAMES BAY HEALTH AND REHABILITATION CENTER		183	1	1%	184
VI AT BENTLEY VILLAGE HOME CARE		183	1	1%	184
GEORGIA DEPARTMENT OF PUBLIC HEALTH	1	5	178	97%	184
ADVENT HEALTH CENTRA CARE - WESLEY CHAPEL		13	170	93%	183
BAPTIST HEALTH PRIMARY CARE	1	134	48	26%	183
HOSPITAL FOR SPECIAL SURGERY		179	3	2%	182
MARTIN ACQUISITION 1 LLC DBA		169	13	7%	182
TUSCAN GARDENS OF PALM COAST		176	5	3%	181
UNIVERSITY OF MIAMI		54	127	70%	181
CANTERFIELD OF CLAY COUNTY		143	38	21%	181
NADAL PEDIATRICS - VICTORIA STREET (3385)		153	28	15%	181
ADVANCED MEDICAL GROUP		1	180	99%	181
MEDICAL CONSULTANTS OF FLORIDA LLC	1	146	33	18%	180
PATRIOT MEDICAL LABORATORIES		172	8	4%	180
LEESBURG PEDIATRICS		161	19	11%	180
STERLING HOUSE OF PUNTA GORDA		178	1	1%	179

COVID-19: testing by laboratory

Data through Feb 28, 2021 verified as of Mar 1, 2021 at 09:25 AM

Data in this report are provisional and subject to change.

The numbers in the table below represent the number of Florida and non-Florida residents for whom test results were received by the Department of Health. A person can be tested by more than one laboratory and can have both positive and negative results. **Therefore, the sum of the numbers in each column will be larger than the total number of people tested.**

Reporting lab	Inconclusive	Negative	Positive	Percent positive	Total
YOUR FAMILY WALK-IN CLINIC		13	166	93%	179
RITECARE MEDICAL CENTER		116	63	35%	179
BAY VUE NURSING AND REHABILITATION CENTER		169	10	6%	179
ZON BEACHSIDE LLC□		142	37	21%	179
HOLISTIC PEDIATRICS GROUP LLC		157	21	12%	178
ARDEN COURTS OF SEMINOLE		137	41	23%	178
BARKLEY PLACE	1	172	4	2%	177
ADVENT HEALTH CENTRA CARE - CARROLLWOOD		5	172	97%	177
Heritage Park Rehabilitation & Healthcare		159	18	10%	177
BROOKDALE ORANGE PARK		175	1	1%	176
PRIMECARE OF DOTHAN		122	54	31%	176
SUNCOAST URGENT CARE		131	45	26%	176
DISCOVERY VILLAGE AT NAPLES		159	17	10%	176
Emory L Bennett State Veterans Nursing Home		173	3	2%	176
MIRACLE HILL NURSING & REHABILITATION CENTER INC		171	5	3%	176
ORLANDO HEALTH EMERGENCY DEPARTMENT		163	12	7%	175
ASTON GARDENS AT PELICAN MARSH		169	5	3%	174
ARDEN COURTS OF LARGO FL, LLC		153	21	12%	174
ALL SEASONS NAPLES LLC□		169	5	3%	174
The Inn at Sarasota Bay Club		172	2	1%	174
LAB CORP	1	98	75	43%	174
KENILWORTH CARE & REHABILITATION CENTER		163	10	6%	173
CANTERFIELD OF OCALA, LLC		161	11	6%	172
PALM BEACH COUNTY FIREFIGHTERS HEALTH CLINIC, LLC		138	34	20%	172
JACKSONVILLE NURSING AND REHAB CENTER		166	6	3%	172
GENE BY GENE		61	110	64%	171
BROOKDALE FORT MYERS THE COLONY		167	4	2%	171
FIRST CHOICE PEDIATRICS SEMORAN		85	86	50%	171
ROSECASTLE OF CITRUS		141	30	18%	171
US MEDICAL CARE, INC		154	17	10%	171
FORT WALTON REHABILITATION CENTER		133	37	22%	170
DAIRY ROAD URGENT CARE	2	71	97	57%	170
ALLSOUTH URGENT CARE		6	164	96%	170
FLAGLER COUNTY DETENTION CENTER		162	8	5%	170
CENTRAL FLORIDA HEALTHCARE GROUP LLC		148	21	12%	169
Life Care Center of Orlando		164	5	3%	169
NEW YORK CITY DEPARTMENT OF HEALTH & MENTAL		136	33	20%	169
AFTER HOURS PEDIATRICS INC	1	1	167	99%	169
QUICK CARE MED LLC	1	121	47	28%	169
PANAMA CITY DEVELOPMENTAL CENTER□		168			168
TUSCAN GARDENS OF VENETIA MANAGEMENT COMPANY		155	13	8%	168
CONCORD LIFE SCIENCES LLC	1	149	17	10%	167
JACKSONVILLE UNIVERSITY	1	153	13	8%	167
URGENT CARE OF THE PALM BEACHES, NORTH PALM BEACH			167	100%	167
ADVENT HEALTH CENTRA CARE - TEMPLE TERRACE	1	103	63	38%	167
BENDERSON FAMILY SKILLED NURSING AND□		150	17	10%	167
EXOSOME DIAGNOSTICS	1	148	18	11%	167

COVID-19: testing by laboratory

Data through Feb 28, 2021 verified as of Mar 1, 2021 at 09:25 AM

Data in this report are provisional and subject to change.

The numbers in the table below represent the number of Florida and non-Florida residents for whom test results were received by the Department of Health. A person can be tested by more than one laboratory and can have both positive and negative results. **Therefore, the sum of the numbers in each column will be larger than the total number of people tested.**

Reporting lab	Inconclusive	Negative	Positive	Percent positive	Total
BEACON AT GULF BREEZE, THE	2	155	9	5%	166
FARAH MEDICAL		156	10	6%	166
IMA MEDICAL GROUP		106	60	36%	166
SOUTH BALDWIN REGIONAL MEDICAL CENTER		155	11	7%	166
THE ARLINGTON OF NAPLES INC.		162	3	2%	165
PBC FIREFIGHTER BENEFIT FUND WELLNESS CENTER		131	34	21%	165
NORTH FLORIDA INTERNAL MEDICINE PA		131	33	20%	164
OSPREY VILLAGE AT AMELIA ISLAND LTD		155	9	5%	164
SUWANNEE VALLEY NURSING CENTER		150	14	9%	164
BRIGHTON EGGERT PHARMACY INC		159	5	3%	164
MEADOWCREST FAMILY PHYSICIANS		97	66	40%	163
PRECISION GENETICS, INC		157	6	4%	163
ADVENTHEALTH EXPRESS CARE AT WESLEY CH		147	16	10%	163
HOSPICE OF ST FRANCIS INC□		157	6	4%	163
MIAMI VA HEALTHCARE SYSTEM			163	100%	163
TRI COUNTY NURSING HOME		162	1	1%	163
BRADENTON HEALTH CARE		163			163
HAWKINS FAMILY MEDICINE LLC	1	113	48	30%	162
BIOIQ		111	50	31%	161
CAYUGA MEDICAL CENTER AT ITHACA		156	5	3%	161
GULF COAST MEDICAL CENTER		157	4	2%	161
CITRUS HEALTH AND REHAB		128	33	20%	161
SOMERBY LAKE NONA		154	7	4%	161
WOODBRIIDGE FACILITY INC		156	5	3%	161
GREENBRIAR REHABILITATION AND NURSING CENTER	1	159			160
BROOKDALE PENSACOLA		159	1	1%	160
KEYSTONE REHAB		160			160
GLADES HEALTH CARE CENTER		157	3	2%	160
WORKPLACE SCREENING INTELLIGENCE			160	100%	160
ROSECASTLE OF ZEPHRHILLS		156	3	2%	159
SPRINGS AT LAKE POINTE WOODS		157	2	1%	159
ARCADIA HEALTH AND REHABILITATION CENTER		100	59	37%	159
PATHWAY PHARMACY		126	32	20%	158
MID FLORIDA PATHOLOGY LLC MOBILE UNIT #4		107	51	32%	158
HIGHLANDS URGENT CARE			158	100%	158
WUESTHOFF REF LABORATORY			158	100%	158
WHITE WILSON MEDICAL CENTER IMMEDIATE CARE		51	107	68%	158
EDWARD J HEALEY REHAB & NURSING CENTER		158			158
BAY EDUCATORS WELLNESS CENTER		102	56	35%	158
MOBILE INFIRMARY MED CENTER PATH LAB		142	15	10%	157
WESLEY HAVEN VILLA	1	122	34	22%	157
CSL PLASMA		31	125	80%	156
CARENOW LAKE MARY		26	130	83%	156
CRYSTAL RIVER HEALTH & REHAB		156			156
Englewood Healthcare and Rehab		141	15	10%	156
TIMBERRIDGE NURSING HOME & REHAB		123	33	21%	156
COCOA BEACH/ADVENT CENTRA		41	114	74%	155

COVID-19: testing by laboratory

Data through Feb 28, 2021 verified as of Mar 1, 2021 at 09:25 AM

Data in this report are provisional and subject to change.

The numbers in the table below represent the number of Florida and non-Florida residents for whom test results were received by the Department of Health. A person can be tested by more than one laboratory and can have both positive and negative results. **Therefore, the sum of the numbers in each column will be larger than the total number of people tested.**

Reporting lab	Inconclusive	Negative	Positive	Percent positive	Total
PEDIATRICS OF GREATER ORLANDO		134	21	14%	155
PRUITT HEALTH		153	2	1%	155
LORI MCAULIFFE MD PA		132	23	15%	155
HUNT CLUB PEDIATRIC ASSOCIATES PA		99	56	36%	155
DIAMOND RIDGE		147	7	5%	154
PALMETTTO FACILITY INC	1	153			154
FAWCETT MEMORIAL HOSPITAL-LAB		39	115	75%	154
LAKESIDE HEALTH CENTER		154			154
AZALEA TRACE PHYSICIAN SERVICES		153	1	1%	154
HIALEAH SHORES NURSING AND REHAB CENTER		145	8	5%	153
KINDRED HOSPITAL THE PALM BEACHES		148	5	3%	153
DOLPHIN POINTE HEALTH CARE LLC		134	19	12%	153
DOCTORS MEMORIAL FAMILY PRACTICE	2	118	33	22%	153
CARE CENTERS OF NASSAU		150	3	2%	153
BARTRAM CROSSING		153			153
LAKEVIEW TERRACE RETIREMENT COMMUNITY		135	17	11%	152
BRADEN RIVER REHABILITATION CENTER LLC		152			152
ALTAMONTE MD			152	100%	152
PEDIATRIC SPECIALISTS MEDICAL GROUP	1	140	11	7%	152
PHYSICIANS REGIONAL MEDICAL CENTER - PINE RIDGE		19	133	88%	152
STERLING HOUSE OF WINTER HAVEN		149	3	2%	152
MILLENNIUM PHYSICIAN GROUP LLC		129	22	15%	151
ANCHOR CARE AND REHABILITATION CENTER		150	1	1%	151
COASTAL INTERNAL MEDICINE		114	37	25%	151
The Crossroads		149	1	1%	150
SUMMERFIELD EMERGENCY ROOM		113	37	25%	150
LABORATORY OF FLORIDA		97	53	35%	150
POINTE, THE		122	28	19%	150
HIGHLANDS LAKE CENTER		145	4	3%	149
MEDICATION ROOMS-CSU/CI NURSE STATION	1	137	11	7%	149
MIDWAY PRIMARY CARE, LLC	11	79	59	40%	149
WILLISTON PEDIATRICS PA	1	126	22	15%	149
PRECISION HEALTH RESOURCES, LLC	1	133	15	10%	149
KRYSTAL BAY NURSING AND REHABILITATION		144	4	3%	148
NURSING PLUS OF BROWARD LLC		133	15	10%	148
SUNY UPSTATE MEDICAL UNIVERSITY		140	8	5%	148
SUNNY HILLS ALF OF SEBRING INC		137	11	7%	148
REFUAH HEALTH CENTER LABORATORY		140	7	5%	147
GOLD CHOICE SENIOR COMMUNITIES		107	40	27%	147
CHARTER SENIOR LIVING OF PANAMA CITY BEACH		126	21	14%	147
LABCORP BURLINGTON		115	32	22%	147
WRIGHTS HEALTH CARE AND REHABILITATION CENTER		117	30	20%	147
SEAGRASS VILLAGE FLEMING ISLAND		110	37	25%	147
JUPITER MEDICAL CENTER URGENT CARE - STUART		108	39	27%	147
PROVIDENCE HOSPITAL LABORATORY		138	8	5%	146
CORE BIO LABS		76	70	48%	146
BROOKDALE CAPE CORAL		145			145

COVID-19: testing by laboratory

Data through Feb 28, 2021 verified as of Mar 1, 2021 at 09:25 AM

Data in this report are provisional and subject to change.

The numbers in the table below represent the number of Florida and non-Florida residents for whom test results were received by the Department of Health. A person can be tested by more than one laboratory and can have both positive and negative results. **Therefore, the sum of the numbers in each column will be larger than the total number of people tested.**

Reporting lab	Inconclusive	Negative	Positive	Percent positive	Total
SIGNATURE HEALTHCARE OF ORANGE PARK		142	3	2%	145
MILLENNIUM LAB SERVICES			145	100%	145
ARDEN COURTS OF DELRAY BEACH FL LLC	3	133	9	6%	145
REGENCY CARE OF BLOUNTSTOWN LLC		135	10	7%	145
VILLAGE PEDIATRICS LLC		120	25	17%	145
PHYSICIAN PARTNERS PERRY		83	62	43%	145
FLORIDA DEPARTMENT OF HEALTH IN TAYLOR COUNTY	1	101	43	30%	145
WALGREENS 6221		127	17	12%	144
NO FLORIDA PEDIATRICS, PA - BRADFORD		117	27	19%	144
METROPOLITAN HOSPITAL CENTER		138	6	4%	144
FHMG-FLORIDA HOSPITAL MEDICAL GROUP		122	22	15%	144
NCRNC INC		140	4	3%	144
JUNO DERMATOLOGY LLC		131	13	9%	144
PALM BEACH COUNTY HEALTH DEPT LAB	4	134	6	4%	144
JEFFERY WEINZWEIG		2	141	99%	143
Quail Run Health Care Center		143			143
VIPEDIATRICS PLLC		131	12	8%	143
ADVENTHEALTH CENTRA CARE PONCIANA	1	81	61	43%	143
JUPITER MEDICAL CENTER URGENT CENTER		110	32	23%	142
VENICE REGIONAL BAYFRONT HEALTH (PULMONARY)		126	16	11%	142
NAVARRE GARDENS LLC		117	25	18%	142
BENTON HOUSE AT OAKLEAF		112	30	21%	142
OAKHURST CENTER		135	7	5%	142
ST VINCENT'S AMBULATORY CARE INC DBA	2	122	18	13%	142
UNITED CLINICAL LABORATORIES		132	9	6%	141
SONATA COCONUT CREEK	2	115	24	17%	141
UNIVERSITY OF CENTRAL FLORIDA HEALTH SERVICES		141			141
NOVARI CARE LLC		97	44	31%	141
FAMILY EXTENDED CARE OF CENTRAL TAMPA		123	18	13%	141
PARTICLE THEORY LABS		128	13	9%	141
PORT ST LUCIE REHABILITATION AND HEALTHCARE		98	43	30%	141
OAKS OF KISSIMMEE HEALTH AND REHABILITATION CENTER		138	3	2%	141
CROSSWINDS HEALTH AND REHABILITATION CENTER	1	138	2	1%	141
GRAVITY DIAGNOSTICS, LLC		36	104	74%	140
ALL FLORIDA FAMILY AND SPORTS MEDICINE		121	19	14%	140
WEDGEWOOD HEALTHCARE CENTER		92	48	34%	140
Kindred Hospital South Florida Hollywood SNU		133	7	5%	140
ELLENTON PEDIATRICS PA		129	11	8%	140
WEST COAST FAMILY MEDICAL CARE		108	31	22%	139
VILLAGE PLACE NH LLC□		115	24	17%	139
Gulf Coast Healthcare (Longwood Health and Rehab		118	21	15%	139
LAKE REGIONAL URGENT CARE		9	129	93%	138
DAYSRING VILLAGE		116	22	16%	138
AMERICAN PATHOLOGY PARTNERS		136	2	1%	138
LabCorp L#09258090 M#09258105		74	64	46%	138
ADVENTHEALTH HOSPICE CARE CENTRAL FLORIDA		135	3	2%	138
SEAVIEW NURSING AND REHABILITATION CENTER		137	1	1%	138

COVID-19: testing by laboratory

Data through Feb 28, 2021 verified as of Mar 1, 2021 at 09:25 AM

Data in this report are provisional and subject to change.

The numbers in the table below represent the number of Florida and non-Florida residents for whom test results were received by the Department of Health. A person can be tested by more than one laboratory and can have both positive and negative results. **Therefore, the sum of the numbers in each column will be larger than the total number of people tested.**

Reporting lab	Inconclusive	Negative	Positive	Percent positive	Total
Hampton Court Nursing and Rehabilitation Center		136	2	1%	138
JACKSON COUNTY HEALTH DEPARTMENT		97	40	29%	137
MANOR AT BLUEWATER BAY		131	6	4%	137
PPC-LAB EDI ORCHARD BI		129	8	6%	137
ADVENT HEALTH CENTRA CARE - DELAND		28	109	80%	137
CRANE CENTER		106	31	23%	137
DESOTO PALMS ALF		132	5	4%	137
ADVENT HEALTH CENTRA CARE - CITRUS PARK		9	128	93%	137
CLARE BRIDGE OF CAPE CORAL	1	135			136
SONATA DELRAY BEACH		125	11	8%	136
RDV SPORTSPLEX PEDIATRICS		115	21	15%	136
VIERA DEL MAR HEALTH AND REHABILITATION CENTER		132	4	3%	136
ADVENT HEALTH CENTRA CARE - ORANGE CITY	1	53	82	60%	136
LONGWOOD HEALTH AND REHABILITATION CENTER		124	11	8%	135
IRL MARKET LAB ALACHUA		104	31	23%	135
PEDIATRIC CARE CENTER		135			135
STAR CARE		117	18	13%	135
REGENCY PARK		117	18	13%	135
TUSCAN ISLE CHAMPIONSGATE OP CO LLC		133	2	1%	135
GRAVITY DIAGNOSTICS		48	87	64%	135
QUEENS HOSPITAL CENTER	1	126	8	6%	135
NAPHCARE, INC AT MANATEE COUNTY JAIL		109	25	19%	134
MED COMP SCIENCES		1	133	99%	134
VILLA MARIA WEST SKILLED NURSING FACILITY		127	7	5%	134
MV MEDICAL PRACTICE DBA PRIMARY URGENT CARE		127	7	5%	134
Nemours Children's Urgent Care		80	54	40%	134
ADVANCED MEDICAL CENTER		86	48	36%	134
DOCTOR'S IN HOUSE LABORATORY		18	116	87%	134
STEWART MEDICAL GROUP		34	99	74%	133
DB MD		118	15	11%	133
THE REHABILITATION CENTER OF LAKE CITY		127	5	4%	132
MAINSTREAM DIAGNOSTIC LABORATORY LLC		112	19	15%	131
INTEGRATED REGIONAL LABORATORIES		119	12	9%	131
THE WELLNESS CENTER AT LAKEWOOD RANCH		43	88	67%	131
SOUTH CAMPUS FACILITY INC		122	9	7%	131
The Ponce Therapy Care Center		127	4	3%	131
CITRUS MEMORIAL HOSPITAL			131	100%	131
CARENOW URGENT CARE - LAKE MARY			130	100%	130
CENTRACARE		17	113	87%	130
FLORIDA HEALTH CARE PLANS INC		1	129	99%	130
MACKOUL PEDIATRICS FORT MYERS		112	17	13%	129
The Crossings		127	2	2%	129
TRI-COUNTY NURSING HOME		117	12	9%	129
FINNISH AMERICAN REST HOME-ALF		127	2	2%	129
LIFE BRITE		113	16	12%	129
BMHSI-AEL MICROBIOLOGY LABORATORY	2	102	25	19%	129
AMERICAN FAMILY MEDICAL LLC		90	39	30%	129

COVID-19: testing by laboratory

Data through Feb 28, 2021 verified as of Mar 1, 2021 at 09:25 AM

Data in this report are provisional and subject to change.

The numbers in the table below represent the number of Florida and non-Florida residents for whom test results were received by the Department of Health. A person can be tested by more than one laboratory and can have both positive and negative results. **Therefore, the sum of the numbers in each column will be larger than the total number of people tested.**

Reporting lab	Inconclusive	Negative	Positive	Percent positive	Total
LIFE CARE CENTER OF ALTAMONTE SPRINGS		102	26	20%	128
WILLOW BROOKE COURT AT AZALEA TRACE		127	1	1%	128
HARBORCHASE OF VERO BEACH	1	112	15	12%	128
FOUNTAINS OF HOPE LLC, THE		127	1	1%	128
CLEARWATER STATMED QUICK QUALITY CLINICS		38	90	70%	128
CAREATC CITY OF TAMPA		102	25	20%	127
GESSLER CLINIC PA		98	29	23%	127
SACRED HEART HEALTH SYSTEM INC		100	27	21%	127
A PLUS PEDIATRICS		110	17	13%	127
SHOAL CREEK REHABILITATION CENTER		85	42	33%	127
PROVISTA DIAGNOSTICS, INC		123	3	2%	126
QUICK CARE MED PL CR		80	46	37%	126
HEALTHPOINT MED GRP OF THE EMERALD COAST LLC		96	30	24%	126
HILLSBOROUGH COUNTY DEVELOPMENTAL CTR	1	117	8	6%	126
Lakeside Nursing and Rehabilitation Center	1	100	25	20%	126
AMERICAN HOUSE-BONITA SPRINGS		125	1	1%	126
ARDEN COURTS OF FORT MYERS		123	3	2%	126
VENICE REGIONAL MEDICAL CENTER BAYFRONT HEALTH		53	73	58%	126
DAYSPRING SENIOR LIVING LLC		124	2	2%	126
TGH URGENT CARE – SEMINOLE			125	100%	125
WINDSOR OF LAKEWOOD RANCH,THE		123	2	2%	125
BREVARD HEALTH ALLIANCE INC, THE		117	7	6%	124
NORTH BEACH REHABILITATION CENTER		122	2	2%	124
THE CLUB AND REHABILITATION CENTER		123	1	1%	124
MANOR CARE OF PALM HARBOR		123	1	1%	124
ARBOR GLEN AT ARBOR TRACE	2	113	9	7%	124
KINDRED HOSPITAL-BAY AREA-ST PETERSBURG LAB	1	117	6	5%	124
CLINICA HISPANA		1	122	99%	123
ISLAND HEALTH AND REHABILITATION CENTER		122	1	1%	123
IQBAL A FARUQUI MD		91	32	26%	123
SONNIS PEDIATRICS PA		110	13	11%	123
NORTH FL SOUTH GA HCS-MALCOM RANDALL VAMC			123	100%	123
FAWCETT MEMORIAL HOSPITAL LABORATORY			123	100%	123
ALLCARE MEDICAL CENTERS PC		101	22	18%	123
PROMPT CARE OF CENTRAL FLORIDA			123	100%	123
ADVENT HEALTH CENTRA CARE - BRANDON		31	92	75%	123
THREE OAKS PHARMACY INC		109	13	11%	122
COQUINA CENTER		119	3	2%	122
FLORIDA DEPARTMENT OF HEALTH IN LAKE COUNTY	1	78	42	35%	121
Crystal Health & Rehab Center		115	6	5%	121
URGENT CARE TCMA			121	100%	121
PARKVIEW HEALTH		121			121
GENEDX		46	75	62%	121
SEA PINES REHABILITATION HOSPITAL		120	1	1%	121
LIFE CARE CENTER OF JACKSONVILLE		99	21	18%	120
WILLOWBROOKE COURT AT ST ANDREWS ESTATES		115	5	4%	120
MEYER PEDIATRICS		107	13	11%	120

COVID-19: testing by laboratory

Data through Feb 28, 2021 verified as of Mar 1, 2021 at 09:25 AM

Data in this report are provisional and subject to change.

The numbers in the table below represent the number of Florida and non-Florida residents for whom test results were received by the Department of Health. A person can be tested by more than one laboratory and can have both positive and negative results. **Therefore, the sum of the numbers in each column will be larger than the total number of people tested.**

Reporting lab	Inconclusive	Negative	Positive	Percent positive	Total
BROOKDALE JENSEN BEACH☐		117	3	3%	120
ARIZONA DEPARTMENT OF HEALTH SERVICES		5	115	96%	120
MATHISON RETIREMENT COMMUNITY		114	5	4%	119
ISLAND URGENT CARE PLLC DBA AFC URGENT CARE		118	1	1%	119
MINUTECLINIC DIAGNOSTIC OF RHODE ISLAND, LLC #729		115	4	3%	119
RESEARCH CENTERS OF AMERICA, LLC		97	22	18%	119
PALMS FACILITY INC		104	15	13%	119
EAST NEW YORK DIAGNOSTIC AND TREATMENT		113	6	5%	119
BOSTON RED SOX CLUB LP		117	2	2%	119
GEORGE SAFRAN MD PC		107	11	9%	118
SH HERON EAST LLC☐		103	15	13%	118
MCW MENTAL HEALTH LLC		116	2	2%	118
CITRUS MEMORIAL HEALTH SYSTEM LAB		2	116	98%	118
COASTAL HEALTH AND REHAB		110	8	7%	118
RDX BIOSCIENCE		60	58	49%	118
QUALITY URGENT CARE AND WELLNESS PL	3	83	32	27%	118
PSL NAPLES BH OPERATIONS, LLC		118			118
WALTON PLACE		117			117
Avante at Melbourne		116	1	1%	117
NEIGHBORHOOD MEDICAL CENTER		112	5	4%	117
CHERRY OAK PALM BEACH COUNTY		111	6	5%	117
SPRING HAVEN RETIREMENT	1	116			117
DIAGNOSTIC LABORATORY OF OKLAHOMA		93	23	20%	116
BELVEDERE COMMONS OF FORT WALTON BEACH		106	10	9%	116
PANAMA PHARMACY	3	96	17	15%	116
LEE COUNTY SCHOOL DISTRICT	1	108	7	6%	116
HOBDAIR FAMILY HEALTH LLC☐		81	35	30%	116
WALGREENS 4915		104	12	10%	116
Mt Sinai Aventura			116	100%	116
WINDERMERE MEDICAL CENTER		112	4	3%	116
EMBRY RIDDLE AERONAUTICAL UNIVERSITY HEALTH SERVICES		1	114	99%	115
TIFFANY HALL NURSING AND REHAB CENTER		106	9	8%	115
JPR URGENT MEDICAL CARE		113	2	2%	115
SUNFLOWER SPRINGS ASSISTED LIVING		105	10	9%	115
ADVENT HEALTH - PALM HARBOR ER		87	28	24%	115
BROOKDALE COLONIAL PARK	2	112	1	1%	115
BROWARD HEALTH CORAL SPRINGS EPIDEMIOLOGY DEPT		1	113	99%	114
CLERMONT URGENT CARE			114	100%	114
ELAN BUENA VISTA		97	17	15%	114
CABANA AT JENSEN DUNES, THE		110	4	4%	114
PROFESSIONAL URGENT CARE SERVICES		81	33	29%	114
D PEDIATRICS		98	15	13%	113
ADVENTHEALTH MEDICAL GROUP FAMILY MEDICINE AT		88	25	22%	113
Courtyards of Orlando Care Center		101	12	11%	113
VITAS HEALTHCARE CORPORATION OF FLORIDA		110	3	3%	113
TREASURE COAST MEDICAL ASSOCIATES		4	109	96%	113
Sandy Ridge Center for Rehabilitation and Healing		91	21	19%	112

COVID-19: testing by laboratory

Data through Feb 28, 2021 verified as of Mar 1, 2021 at 09:25 AM

Data in this report are provisional and subject to change.

The numbers in the table below represent the number of Florida and non-Florida residents for whom test results were received by the Department of Health. A person can be tested by more than one laboratory and can have both positive and negative results. **Therefore, the sum of the numbers in each column will be larger than the total number of people tested.**

Reporting lab	Inconclusive	Negative	Positive	Percent positive	Total
GULFCOAST PEDIATRICS		104	8	7%	112
RIVERSIDE RECOVERY OF TAMPA		111	1	1%	112
NADAL PEDIATRICS		86	26	23%	112
JEFFERSON COUNTY HEALTH DEPARTMENT-MONTICELLO		81	31	28%	112
KINDRED HOSPITAL MELBOURNE	1	107	4	4%	112
CLEVELAND CLINIC FOUNDATION		12	100	89%	112
CLEAR MOLECULAR	2	108	2	2%	112
ALLIED HEALTH FORT PIERCE		112			112
PHYSICIANS REGIONAL CLINIC		82	29	26%	111
RITE MEDICAL CARE PC		110	1	1%	111
MONTEFIORE MEDICAL CENTER LABORATORIES - MOSES		101	10	9%	111
WESTWOOD NURSING & REHAB		77	34	31%	111
ARBOR TERRACE ORTEGA LLC	2	107	2	2%	111
TRADITION MEDICAL CENTER LABORATORY		48	62	56%	110
THE COURTYARD ASSISTED LIVING		106	4	4%	110
LAKE HOUSE ASSISTED LIVING		93	17	15%	110
MEASE COUNTRYSIDE HOSPITAL		1	109	99%	110
PINELLAS COUNTY JAIL			110	100%	110
WILLIAM OWEN PASS PARK		103	7	6%	110
UNIVERSITY MEDICAL CENTER SUITES		96	13	12%	109
CCS - PAUL REIN DETENTION FACILITY		81	28	26%	109
TGH URGENT CARE – TYRONE		2	107	98%	109
MG PORT CHARLOTTE II SUBTENANT LLC		98	11	10%	109
SMILEY MEDICAL GROUP		80	29	27%	109
MD 365 MEDICAL CARE		108	1	1%	109
SUMMIT MEDICAL GROUP		99	9	8%	108
L&S SENIOR CARE DBA ARCADIA OAKS	4	103	1	1%	108
EVANS HEALTH CARE		106	2	2%	108
BIODESIX, INC.		79	28	26%	107
PINELLAS CARE CENTER		78	29	27%	107
GRAND OAKS HEALTH & REHABILITATION		106	1	1%	107
MAGNOLIA MEDICAL CLINIC		11	96	90%	107
NAVY HOSPITAL			107	100%	107
BAY VIEW HEALTHCARE		85	22	21%	107
CHURCH OF SCIENTOLOGY FLAG SERVICE ORGANIZATION		105	2	2%	107
HIGHLANDS MEDICAL CENTER		104	3	3%	107
UNIVERSITY HEALTH SYSTEM INC		97	10	9%	107
ELMCROFT OF BELLA VITA		98	8	8%	106
NORTH FLORIDA EVALUATION AND TREATMENT CENTER	2	99	5	5%	106
SUNLIFE PHARMACY		100	6	6%	106
SOLARIS SENIOR LIVING OF MERRITT ISLAND		102	4	4%	106
HEART OF FLORIDA REGIONAL MED CTR		35	71	67%	106
PEDIATRIC ASSOCIATES AT ARGYLE PA		100	6	6%	106
MINUTECLINIC LLC #4987		92	14	13%	106
MEDICAL CONSULTANTS OF FLORIDA DBA	1	90	14	13%	105
PICH KTM CORP DBA MEDTOWN PHARMACY		89	16	15%	105
AMERICAN HOUSE COCONUT POINT		90	15	14%	105

COVID-19: testing by laboratory

Data through Feb 28, 2021 verified as of Mar 1, 2021 at 09:25 AM

Data in this report are provisional and subject to change.

The numbers in the table below represent the number of Florida and non-Florida residents for whom test results were received by the Department of Health. A person can be tested by more than one laboratory and can have both positive and negative results. **Therefore, the sum of the numbers in each column will be larger than the total number of people tested.**

Reporting lab	Inconclusive	Negative	Positive	Percent positive	Total
FLAGLER COLLEGE HEALTH SERVICES		76	28	27%	104
VISTA MANOR		92	12	12%	104
PEDIATRIC CARE CENTER- JACKSONVILLE BEACH		75	29	28%	104
ROHR HOME		101	3	3%	104
EAST RIDGE RETIREMENT VILLAGE INC		104			104
KINDRED HOSPITAL SOUTH FLORIDA		102	2	2%	104
GRANDE, THE	2	98	4	4%	104
SOUTH BALDWIN MEDICAL CENTER GULF SHORES		82	21	20%	103
ST PETERSBURG PEDIATRICS-MLK JUNIOR BLVD		95	8	8%	103
HOSPICE OF THE TREASURE COAST		100	3	3%	103
North Lake Care Center		102	1	1%	103
PREDICTIVE LABORATORIES, INC	1	90	12	12%	103
WELLNOW URGENT CARE PC		103			103
DIATHERIX LABORATORIES		60	43	42%	103
FIRSTCARE CLINIC		47	55	54%	102
FHMG LAKE MARY PEDS		88	14	14%	102
MY CLINICAL LAB INC		17	85	83%	102
LATE HOURS URGENT CARE		58	44	43%	102
ALL MY KIDS PEDIATRICS INC		75	27	26%	102
KINDRED HOSPITAL - SOUTH FLORIDA		99	3	3%	102
HOSPICE OF THE EMERALD COAST INC - PANAMA CITY	2	92	7	7%	101
APLS SERVICES LLC D/B/A CLEAR DIAGNOSTICS	10	91			101
FAMILY MEDICAL CARE OF PALM BEACH		41	60	59%	101
BROOKDALE VERO BEACH SOUTH AL		101			101
SEMINOLE TRIBE OF FLORIDA		81	20	20%	101
ALTERNATIVE LIVING, INC DBA TWIN CITIES PAVILION		98	3	3%	101
Consulate Health Care of Port Charlotte		98	2	2%	100
CCS - BROWARD COUNTY JAIL		94	6	6%	100
DOUGLAS T JACOBSON STATE VETERANS HOME		100			100
SENIOR LIVING VII TAMPA LLC	1	90	9	9%	100
WHITE PLAINS HOSPITAL CENTER LAB		96	4	4%	100
Centre Pointe Health and Rehabilitation Center		89	11	11%	100
FLORIDA MEDICAL CLINIC LLC		56	43	43%	99
PRIME HEALTH OF NORTH PORT LLC		88	11	11%	99
A2Z DIAGNOSTICS		98	1	1%	99
CENTRAL FLORIDA HEALTH CARE		47	52	53%	99
GLOBAL CENTRAL LABS AT PPD	2	88	9	9%	99
WESTCHESTER MEDICAL CENTER		96	3	3%	99
EMERALD COAST CENTER		96	3	3%	99
VIERA HOSPITAL			99	100%	99
VILLAS OF HOLLY BROOK - BRADENTON 14TH		99			99
SEMINOLE SPORTS AND FAMILY MEDICINE		88	11	11%	99
ISLAND DOCTORS		12	86	88%	98
URINEGOODHANDS LLC		96	2	2%	98
SANIBEL INTERNAL MEDICINE, LLC		95	3	3%	98
SUMMIT MEDICAL GROUP PA		88	10	10%	98
SEMINOLE COUNTY HEALTH DEPARTMENT		79	19	19%	98

COVID-19: testing by laboratory

Data through Feb 28, 2021 verified as of Mar 1, 2021 at 09:25 AM

Data in this report are provisional and subject to change.

The numbers in the table below represent the number of Florida and non-Florida residents for whom test results were received by the Department of Health. A person can be tested by more than one laboratory and can have both positive and negative results. **Therefore, the sum of the numbers in each column will be larger than the total number of people tested.**

Reporting lab	Inconclusive	Negative	Positive	Percent positive	Total
PLAZA OF HALLANDALE BEACH		98			98
Cross Landings Health and Rehabilitation		97	1	1%	98
FLORIDA COMMUNITY HEALTH CENTERS INC			98	100%	98
CHARLES CROFT MD	1	96	1	1%	98
LANDMARK, THE		48	50	51%	98
HAZELDEN FLORIDA	1	94	3	3%	98
ST MARK ASSISTED LIVING CENTER	1	85	12	12%	98
DAYTONA BEACH HEALTH AND REHAB CENTER		97			97
ARBOR TRAIL		77	20	21%	97
RIDGEWOOD DIAGNOSTIC LABORATORY		92	5	5%	97
BERNHARDT LABORATORIES	1	51	45	46%	97
J FRANK AVEY MD		77	20	21%	97
WILTON MANORS HEALTH & REHABILITATION CENTER		88	9	9%	97
HEALTH CENTERS AT BRENTWOOD		96	1	1%	97
MACADAMS HOME HEALTH AGENCY		96	1	1%	97
MARKET STREET VIERA		95	1	1%	96
PEDIATRIC ASSOCIATES ORLANDO		82	14	15%	96
HEARTLAND PHARMACY LAKE PLACID, INC		71	25	26%	96
CAREMOUNT MEDICAL - PATHOLOGY		92	4	4%	96
BAYSHORE MEMORY CARE		96			96
PruittHealth Fleming Island		84	12	13%	96
ORLANDO LUTHERAN TOWERS ASSISTED LIVING		95			95
THE TERRACE OF KISSIMMEE		80	15	16%	95
CROSS CITY REHABILITATION AND HEALTH CARE CENTER		72	23	24%	95
PANCARE HEALTH GULF COUNTY		69	26	27%	95
SUPERIOR RESIDENCES OF LECANTO		80	15	16%	95
325TH MEDICAL GROUP		83	12	13%	95
DEVANSH LAB WERKS INC		79	16	17%	95
SIGNATURE HEALTHCARE OF PORT CHARLOTTE		88	7	7%	95
ST PETERSBURG PEDIATRICS-SEMINOLE		82	13	14%	95
CONSULATE HEALTH CARE OF SARASOTA	1	93			94
DIAGNOSTIC SOLUTIONS		3	91	97%	94
SUNSHINE GARDENS		93	1	1%	94
MIAMI BEACH COMMUNITY HEALTH CENTER		1	93	99%	94
OPPENHEIMER PLASTIC SURGERY LLC		89	5	5%	94
HURLBURT FIELD CLINIC		39	55	59%	94
KINDRED HOSPITAL NORTH FLORIDA	3	86	5	5%	94
QPS, LLC		91	3	3%	94
ADVENTHEALTH MEDICAL GROUP PRIMARY CARE		89	4	4%	93
Peninsula Care and Rehab		81	12	13%	93
SEVEN HILLS HEALTH AND REHABILITATION CENTER		77	16	17%	93
EC OPCO CARROLLWOOD LLC		87	6	6%	93
KALEIDA HEALTH CENTER FOR LABORATORY		87	6	6%	93
ATMORE COMMUNITY HOSPITAL LABORATORY		69	24	26%	93
EMERALD COAST PEDIATRICS & ADOL		82	11	12%	93
PENNSYLVANIA DEPT OF HEALTH		21	72	77%	93
Golfview Healthcare Center		90	3	3%	93

COVID-19: testing by laboratory

Data through Feb 28, 2021 verified as of Mar 1, 2021 at 09:25 AM

Data in this report are provisional and subject to change.

The numbers in the table below represent the number of Florida and non-Florida residents for whom test results were received by the Department of Health. A person can be tested by more than one laboratory and can have both positive and negative results. **Therefore, the sum of the numbers in each column will be larger than the total number of people tested.**

Reporting lab	Inconclusive	Negative	Positive	Percent positive	Total
MINNESOTA TWINS		87	5	5%	92
ARBOR TERRACE SAN JOSE LLC	3	87	2	2%	92
KORGENE LAB	1	23	68	74%	92
LECONTE MEDICAL CENTER LAB		73	19	21%	92
ADVENT HEALTH CENTRA CARE - WATERMAN		79	13	14%	92
LAKELAND REGIONAL HEALTH LAKE MIRIAM		50	42	46%	92
FLORIDA STATE HOSPITAL CLINICAL LABORATORY		92			92
HARBORCHASE OF NAPLES		79	13	14%	92
HERON CLUB AT PRESTANCIA		89	2	2%	91
BAHIA OAKS LODGE		85	6	7%	91
JOHN KNOX VILLAGE OF FLORIDA ALF	1	86	4	4%	91
ESCAMBIA COUNTY JAIL	1	64	26	29%	91
TUSCAN ISLE OPERATING COMPANY LLC DBA		88	3	3%	91
KEYS MEDICAL GROUP			90	100%	90
CENTURY CENTER FOR REHABILITATION & HEALING		72	18	20%	90
MAGNOLIA DIAGNOSTIC		2	88	98%	90
ADVENT HEALTH CENTRA CARE - EAST ORLANDO		61	29	32%	90
NORTH SHORE MEDICAL LABS	1	82	7	8%	90
PALMS EDGE	1	83	6	7%	90
CVS		21	69	77%	90
SURFSIDE URGENT CARE		72	17	19%	89
ST JOSEPH'S HOSPITAL LABORATORY			89	100%	89
NORTH FLORIDA SPINE AND WELLNESS		69	20	22%	89
PREMIER MEDICAL CENTER LLC		89			89
F&T MEDICAL RESEARCH, INC		89			89
MINUTECLINIC DIAGNOSTIC OF SOUTH CAROLINA, LLC		73	16	18%	89
LABCORP RTP		34	55	62%	89
STUART LODGE LIVING LLC		66	23	26%	89
VITAS HEALTHCARE		79	10	11%	89
HEARTLAND HEALTHCARE AND REHAB CENTER		67	22	25%	89
ESCAMBIA COUNTY JAIL DETENTION DIVISION		86	3	3%	89
MINUTECLINIC DIAGNOSTIC		83	6	7%	89
FREEDOM INN AT TARPON SPRINGS		82	7	8%	89
BAYCARE HEALTH SYSTEMS		2	87	98%	89
MICRO PATH LABORATORIES INC		85	3	3%	88
NSPIRE HEALTHCARE TAMARAC		80	8	9%	88
PEDIATRICS IN BREVARD PA- ROCKLEDGE		54	34	39%	88
HAWTHORN HOUSE☐		74	14	16%	88
ATRIUM AT LIBERTY PARK☐		84	4	5%	88
DELAND WELLNESS CENTER			88	100%	88
GOVERNOR'S CREEK HEALTH & REHABILITATION		87	1	1%	88
AVERO DIAGNOSTICS		64	24	27%	88
HOSPICE OF MARTIN & ST LUCIE, INC		85	3	3%	88
East Bay Rehabilitation Center		54	34	39%	88
LAKE GIBSON VILLAGE, LLC		85	3	3%	88
BRANDON HEALTH AND REHABILITATION CENTER	1	85	1	1%	87
PACIFIC ANALYTICS			87	100%	87

COVID-19: testing by laboratory

Data through Feb 28, 2021 verified as of Mar 1, 2021 at 09:25 AM

Data in this report are provisional and subject to change.

The numbers in the table below represent the number of Florida and non-Florida residents for whom test results were received by the Department of Health. A person can be tested by more than one laboratory and can have both positive and negative results. **Therefore, the sum of the numbers in each column will be larger than the total number of people tested.**

Reporting lab	Inconclusive	Negative	Positive	Percent positive	Total
CALADIUM PEDIATRICS		78	8	9%	86
ARDEN COURTS OF LELY PALMS□		84	2	2%	86
ADVANCED EMURGENT CARE		27	59	69%	86
DISCOVERY VILLAGE AT THE FORUM		86			86
PENSACOLA DEVELOPMENTAL CENTER		67	19	22%	86
SOUTH GEORGIA MEDICAL CENTER		48	38	44%	86
MIAMI SHORES NURSING & REHAB		85			85
W. FRANK WELLS NURSING HOME		84	1	1%	85
AVANTE AT OCALA INC		55	30	35%	85
BAPTIST MEDICAL CENTER SOUTH		69	16	19%	85
WALGREENS #12673		82	3	4%	85
EPWORTH VILLAGE RETIREMENT COMMUNITY		85			85
BONITA PHARMACY		79	6	7%	85
ERIE COUNTY MEDICAL CTR CLINICAL LABS		81	4	5%	85
BAY REGIONAL URGENT CARE	1	48	35	42%	84
PINES OF SARASOTA GARDEN		84			84
DEBARY HEALTH AND REHABILITATION CENTER		81	3	4%	84
CLYDE E LASSEN STATE VETERANS NURSING HOME		59	25	30%	84
NITE LITE PEDIATRICS - JACKSONVILLE		76	8	10%	84
Baldwin Pediatrix		73	11	13%	84
Winter Garden Rehab and Nursing Facility		73	11	13%	84
ARBOR OAKS AT TYRONE	8	73	3	4%	84
STONY BROOK UNIVERSITY MEDICAL CENTER		70	14	17%	84
GRAND OAKS OF JENSEN BEACH LLC□		82	1	1%	83
LABFIRST - DEPARTMENT OF PATHOLOGY		79	4	5%	83
CANOPY ON BERRYHILL, THE		51	32	39%	83
LABCORP EMPLOYER SERVICES		82	1	1%	83
PORT CHARLOTTE REHABILITATION CENTER		70	13	16%	83
LAFAYETTE NURSING AND REHABILITATION CENTER		81	2	2%	83
LEE MEMORIAL HEALTH SYSTEM HEALTH FAIR		78	5	6%	83
THE PAVILION FOR HEALTH CARE		72	10	12%	82
BRILLIANCE ASSISTED LIVING		65	17	21%	82
EAST ALABAMA MEDICAL CENTER LABORATORY		70	12	15%	82
A COUNTRY PLACE ASSISTED LIVING FACILITY		80	2	2%	82
Lexington Health and Rehabilitation Center		82			82
WINDSOR OAKS		81	1	1%	82
LAB		29	53	65%	82
PENSACOLA PEDIATRICS - PACE		73	8	10%	81
AUGUSTUS LABS LLC		63	18	22%	81
MOOSEHAVEN LIFE CARE CENTER		81			81
HUNTSVILLE HOSPITAL LABORATORY		56	25	31%	81
CARE CENTERS OF NASSAU, LLC - HENDRICKS RD		81			81
GIBBENS FAMILY MEDICAL, LLC		63	18	22%	81
UNIVERSTIY CENTER MEDICAL LLC DBA	1	76	4	5%	81
CARE RESOURCE COMMUNITY HEALTH CENTERS INC		79	2	2%	81
BIO-TECH CLINICAL LABORATORIES		41	40	49%	81
MEMORY CARE OF NAPLES		81			81

COVID-19: testing by laboratory

Data through Feb 28, 2021 verified as of Mar 1, 2021 at 09:25 AM

Data in this report are provisional and subject to change.

The numbers in the table below represent the number of Florida and non-Florida residents for whom test results were received by the Department of Health. A person can be tested by more than one laboratory and can have both positive and negative results. **Therefore, the sum of the numbers in each column will be larger than the total number of people tested.**

Reporting lab	Inconclusive	Negative	Positive	Percent positive	Total
CAN COMMUNITY HEALTH		79	1	1%	80
EXPERTUS LABORATORIES INC		28	52	65%	80
NEW SMYRNA BEACH URGENT CARE			80	100%	80
LONG TERM CARE OF JAY, LLC		59	21	26%	80
ASHRAF MEDICAL GROUP PLLC DBA PULSE MD		77	3	4%	80
CATHOLIC HEALTH SYSTEM DEPT LABORATORY		78	2	3%	80
TURNING POINT OF TAMPA		74	6	8%	80
MENORAH HOUSE		79	1	1%	80
BALMORAL TENANT SERVICES INC	1	43	35	44%	79
SONATA WEST		77	2	3%	79
VETERANS AFFAIRS MEDICAL CENTER - PALO ALTO		28	51	65%	79
ACE BIOMEDICAL LABS LLC		66	13	16%	79
CORNERSTONE MEDICAL CARE OF BRANDON PL		66	13	16%	79
PLYMOUTH HOME FOR ADULTS, INC.	8	70	1	1%	79
CBS LABS OF TAMPA LLC		3	76	96%	79
EDGEWATER AT WATERMAN VILLAGE		78	1	1%	79
LENOX HILL HOSPITAL		72	6	8%	78
BHA CENTRAL COUNTY CLINIC		55	23	29%	78
LAKE MORTON PLAZA□		75	3	4%	78
CHAMBREL AT ISLAND LAKE		75	3	4%	78
MD 365 MEDICAL CARE PLLC		78			78
FLORIDA DEPARTMENT OF HEALTH IN WALTON COUNTY		65	13	17%	78
Madison Health and Rehabilitation Center		42	36	46%	78
TRUE NORTH HEALTH NAVIGATION LLC DBA DISPATCHHEALTH	1	60	16	21%	77
HEALTH FIRST - PALM BAY HOSPITAL		2	75	97%	77
BEACHES PEDIATRICS PA		72	5	6%	77
ORANGE CITY NURSING AND REHAB		75	2	3%	77
PARK OF THE PALMS INC		77			77
NORTH PORT REHABILITATION AND NURSING CENTER□		75	1	1%	76
WALGREENS 9627		70	6	8%	76
CENTRAL BALDWIN IMMEDIATE CARE & FAMILY PRACTICE		58	18	24%	76
BAY PINES MEDICAL ASSOCIATES		1	75	99%	76
WEST VOLUSIA FAMILY AND SPORTS MEDICINE		75	1	1%	76
DYNAMIC MEDICAL USA			76	100%	76
CLINICAL PATHOLOGY ASSOCIATES-SONIC REFERENCE LAB		76			76
ROSECASTLE AT DELANEY CREEK		75	1	1%	76
WINDSOR REFLECTIONS		75	1	1%	76
ORANGE PARK PEDIATRICS		68	8	11%	76
MOBILE PHYSICIAN SERVICES INC		68	8	11%	76
S-H THIRTY-FIVE OPCO- PORT ST LUCIE, LLC	1	75			76
EMERALD COAST BEHAVIORAL HOSPITAL		70	6	8%	76
QUALITY URGENT CARE AND WELLNESS		40	35	47%	75
ST VINCENT'S BIRMINGHAM		69	6	8%	75
FLORIDA PEDIATRIC GROUP		27	48	64%	75
PROMEDICA LABORATORIES		21	54	72%	75
MINUTECLINIC DIAGNOSTIC OF NORTH CARO		67	8	11%	75
THE VILLAGES REGIONAL HOSPITAL FREESTANDING		66	9	12%	75

COVID-19: testing by laboratory

Data through Feb 28, 2021 verified as of Mar 1, 2021 at 09:25 AM

Data in this report are provisional and subject to change.

The numbers in the table below represent the number of Florida and non-Florida residents for whom test results were received by the Department of Health. A person can be tested by more than one laboratory and can have both positive and negative results. **Therefore, the sum of the numbers in each column will be larger than the total number of people tested.**

Reporting lab	Inconclusive	Negative	Positive	Percent positive	Total
AU HEALTH		61	14	19%	75
ADVENTHEALTH EXPRESSCARE		45	30	40%	75
BOND CLINIC PA		43	32	43%	75
LAKE HOWELL FAMILY MEDICINE ASSOCIATES		63	11	15%	74
BROWARD HEALTH MEDICAL CENTER		3	71	96%	74
LAB PLUS, LLC AT SAINT THOMAS WEST HOSPITAL		60	14	19%	74
NOAH CLINICAL LABORATORY		63	11	15%	74
FLORIDA ATLANTIC UNIVERSITY		71	3	4%	74
BROOKDALE OVIEDO		72	2	3%	74
HUNTINGTON HOSPITAL LABORATORY		71	3	4%	74
BARBARA O'REILLY MD PA		71	3	4%	74
MINUTECLINIC DIAGNOSTIC OF SOUTH CARO		62	12	16%	74
BLISS HEALTHCARE SERVICES	1	51	22	30%	74
TOTAL CARE PLUS LLC			74	100%	74
CONSULATE HEALTH CARE - LAKE MARY		72	1	1%	73
SIMED LABORATORY		57	16	22%	73
MINUTECLINIC DIAGNOSTIC OF TEXAS, LLC		64	9	12%	73
SCOTT LAKE HEALTH AND REHABILITATION CENTER		71	2	3%	73
WATERCREST ST LUCIE WEST	1	69	3	4%	73
BROWARD HEALTH MEDICAL CENTER CLINICAL LAB			73	100%	73
FHMG- FLORIDA HOSPITAL MEDICAL GROUP		62	10	14%	72
CRESTVIEW URGENT CARE		5	67	93%	72
MINUTECLINIC DIAGNOSTIC OF OHIO LLC		56	16	22%	72
ALTAMONTE PEDIATRIC ASSOCIATES		31	41	57%	72
CRAIG BERGER MD PL D/B/A BAY AREA EYE INSTITUTE		72			72
HAVEN OF OUR LADY OF PEACE		72			72
PANIRA HEALTHCARE CLINIC		2	69	97%	71
AMMON LABS		61	10	14%	71
KINDRED AT HOME		62	9	13%	71
HARBOR BEACH NURSING AND REHABILITATION CENTER		68	3	4%	71
PUBLIC SQUARE PHARMACY LLC		54	17	24%	71
HOLMES COUNTY HEALTH DEPARTMENT	1	57	13	18%	71
STERLING HOUSE OF TALLAHASSEE	3	62	6	8%	71
NORTH FLORIDA PEDIATRICS		57	14	20%	71
FIRST CHOICE PEDIATRICS INC		65	6	8%	71
ADVANCED LAB		67	4	6%	71
WALGREENS 2941		68	3	4%	71
AHEC CLINIC		7	63	90%	70
ADVENT HEALTH - LAKE MARY		60	10	14%	70
LANDMARK HOSPITAL SOUTHWEST FLORIDA LLC		67	3	4%	70
CATHOLIC HEALTH SERVICES REGIONAL LAB		63	7	10%	70
LAKE WALES OPERATING GROUP LLC		65	5	7%	70
SUNCOAST COMMUNITY HEALTH CENTERS PEDIATRICS		21	49	70%	70
OAK MANOR NURSING HOME		66	4	6%	70
RARITAN BAY PERTH AMBOY		63	7	10%	70
JERICOHO URGENT CARE		67	3	4%	70
Highlands Regional Hospital		63	7	10%	70

COVID-19: testing by laboratory

Data through Feb 28, 2021 verified as of Mar 1, 2021 at 09:25 AM

Data in this report are provisional and subject to change.

The numbers in the table below represent the number of Florida and non-Florida residents for whom test results were received by the Department of Health. A person can be tested by more than one laboratory and can have both positive and negative results. **Therefore, the sum of the numbers in each column will be larger than the total number of people tested.**

Reporting lab	Inconclusive	Negative	Positive	Percent positive	Total
SUMMIT AT VENICE	2	63	5	7%	70
PARKSIDE INN	3	64	2	3%	69
CP/AIG PENSACOLA DEVELOPMENT LLC		66	3	4%	69
HERITAGE HEALTHCARE AND REHABILITATION CENTER		69			69
USF HEALTH MORSANI CENTER		5	64	93%	69
SAN JOSE SENIOR CARE LLC	1	43	25	36%	69
PLANTATION GENERAL HOSPITAL CLINICAL LAB		26	43	62%	69
MEMORIAL MANOR		69			69
STONY BROOK SOUTHAMPTON		67	1	1%	68
GV NAPLES OPCO, LLC		67	1	1%	68
Avante at St Cloud, Inc.		66	2	3%	68
KEYSTYLE LIVING LLC	1	66	1	1%	68
AEL- MEMPHIS		17	51	75%	68
BARRY UNIVERSITY STUDENT HEALTH SERVICES		37	31	46%	68
BROOKDALE BONITA SPRINGS		67	1	1%	68
SUNCOAST OPTIMAL WELLNESS		23	45	66%	68
ASSOCIATED CLINICAL LABORATORIES		60	8	12%	68
EISENHOWER ARMY MEDICAL CENTER		61	7	10%	68
BIG BOCA SMILES LLC		65	2	3%	67
G & R HEALTH MART PHARMACY		55	12	18%	67
MEASE MANOR INC		63	4	6%	67
JENNIFER J CHIAVETTA-GRLSANTI DC		54	13	19%	67
COOPER FAMILY MEDICAL PLLC		50	17	25%	67
MD LABS		40	27	40%	67
PANCARE HEALTH - MALONE CLINIC		60	7	10%	67
GENPATH			67	100%	67
RAPID RELIABLE TESTING NY LLC		61	5	8%	66
MED EXPRESS		6	60	91%	66
PUTNAM COUNTY SHERIFFS OFFICE		60	6	9%	66
CL BRUMBACK PRIMARY CARE CLINICS		16	50	76%	66
AMERICAN FAMILY MEDICAL		53	13	20%	66
EXPRESS DOCS LLC			66	100%	66
MEDEX MEDICAL EXPRESS OF PALATKA			66	100%	66
INDIGO MANOR		22	44	67%	66
TITUSVILLE FAMILY PRACTICE		16	50	76%	66
OKEECHOBEE URGENT CARE		17	48	74%	65
BOND CLINIC DR ELDEEB		35	30	46%	65
VETERANS AFFAIRS MEDICAL CENTER - GULF COAST		27	38	58%	65
SOMERBY OF SANTA ROSA BEACH		56	9	14%	65
BISHOP GRADY VILLAS		63	2	3%	65
BROOKDALE CENTRE POINTE	1	64			65
SUMMER VISTA ASSISTED LIVING		38	27	42%	65
ISLAND COAST PEDIATRICS		58	7	11%	65
PENSACOLA PEDIATRICS MILTON		56	9	14%	65
JACOBI MEDICAL CENTER		61	4	6%	65
TREASURE COAST FORENSIC TREATMENT CTR		44	21	32%	65
JOSEPH L MORSE GERIATRIC CENTER	2	59	3	5%	64

COVID-19: testing by laboratory

Data through Feb 28, 2021 verified as of Mar 1, 2021 at 09:25 AM

Data in this report are provisional and subject to change.

The numbers in the table below represent the number of Florida and non-Florida residents for whom test results were received by the Department of Health. A person can be tested by more than one laboratory and can have both positive and negative results. **Therefore, the sum of the numbers in each column will be larger than the total number of people tested.**

Reporting lab	Inconclusive	Negative	Positive	Percent positive	Total
MINUTECLINIC DIAGNOSTIC OF NORTH CAROL		55	9	14%	64
MID FLORIDA PRIMARY CARE PA		51	13	20%	64
TRINITY AL SENIOR HOUSING LLC□		45	19	30%	64
MEDRITE URGENT CARE		52	12	19%	64
CORAL GABLES HOSPITAL			64	100%	64
GREENLEAF ALF		63	1	2%	64
WADSWORTH HEALTH CENTER		61	3	5%	64
PRIMECARE AT TWIN LAKES		1	63	98%	64
ADVENT HEALTH CENTRA CARE - WINTER GARDEN		18	46	72%	64
Stratford Court of Palm Harbor		54	10	16%	64
NORTH SHORE UNIVERSITY HOSPITAL LABORATORY		58	6	9%	64
LAKE CITY VA MEDICAL CENTER			64	100%	64
NEMOURS CHILDRENS PRIMARY CARE OVIEDO		51	13	20%	64
OUT OF STATE		40	24	38%	64
EC OPCO PENSACOLA, LLC		63	1	2%	64
NXGEN MDX		20	44	69%	64
NOMI HEALTH LAB SERVICES LLC		5	58	92%	63
BEEHIVE HOMES OF GULF BREEZE		47	16	25%	63
MISIR DRUGS LLC		51	12	19%	63
MED ONE AT SAINT AUGUSTINE		33	30	48%	63
ARDEN COURTS OF PALM HARBOR		47	16	25%	63
LUTHERAN HAVEN ASSISTED LIVING		63			63
BOND AND STEELE CLINIC, PA		50	13	21%	63
MEDI CLINIC SARASOTA INC		62	1	2%	63
APC PEDIATRICS AT RYE ROAD MEDICAL PARK		63			63
VIERA HEALTH AND REHABILITATION CENTER		62	1	2%	63
MENTAL HEALTH CARE INC		53	9	15%	62
ARDEN COURTS OF SARASOTA		46	16	26%	62
OVERLOOK HOSPITAL LABORATORY		57	5	8%	62
BURRY'S PHARMACY INC		37	25	40%	62
Summit Medical Group, Pa Db a Citymd		56	6	10%	62
SAMFORD UNIVERSITY HEALTH SERVICES		61	1	2%	62
LAKELAND REGIONAL HEALTH		38	24	39%	62
AEGIS MEDICAL GROUP		47	15	24%	62
COLLIER PHARMACY		53	9	15%	62
WEST		48	14	23%	62
SOUTH LAKE PEDIATRICS		60	2	3%	62
HERNANDO COUNTY FIRE RESCUE DISTRICT		27	34	56%	61
EMERALD COAST HOSPICE		60	1	2%	61
AFTER HOURS PEDIATRICS			61	100%	61
WASHINGTON REHABILITATION AND NURSING CENTER		51	10	16%	61
BROOKDALE PALM COAST		61			61
PEDIATRIC SERVICES OF AMERICA INC		59	2	3%	61
HARMONY CLINIC		1	60	98%	61
PALM BAY HOSPITAL			61	100%	61
PANCARE HEALTH - FREEPORT CLINIC SUITE B		52	9	15%	61
Winter Park Care and Rehab		60	1	2%	61

COVID-19: testing by laboratory

Data through Feb 28, 2021 verified as of Mar 1, 2021 at 09:25 AM

Data in this report are provisional and subject to change.

The numbers in the table below represent the number of Florida and non-Florida residents for whom test results were received by the Department of Health. A person can be tested by more than one laboratory and can have both positive and negative results. **Therefore, the sum of the numbers in each column will be larger than the total number of people tested.**

Reporting lab	Inconclusive	Negative	Positive	Percent positive	Total
DASCENA, INC		52	9	15%	61
LEVY COUNTY DEPARTMENT OF HEALTH		44	17	28%	61
JACKSONVILLE VA UNIVERSITY OPC	4	54	3	5%	61
MICHAEL AKPEKE MD		52	9	15%	61
MORTON PLANT HOSPITAL NURSING		1	60	98%	61
TWIN CREEKS ASSISTED LIVING & MEMORY CARE		57	3	5%	60
NORTH FLORIDA MEDICAL CENTER		56	4	7%	60
DELCARE PA		45	15	25%	60
THOMAS INTERNAL MEDICINE		50	10	17%	60
WILSON MEMORIAL REGIONAL MEDICAL CENTER		56	4	7%	60
CINNAMON COVE ALF		59	1	2%	60
PALM BAY URGENT CARE		28	32	53%	60
THE PRESERVE AT CLEARWATER		58	2	3%	60
UHEALTH AT FISHER ISLAND			59	100%	59
CARDIOLOGY AND MEDICINE ASSOCIATES		43	16	27%	59
ABSOLUTE HEALTH INTERNAL MEDICINE AND PEDIATRICS		52	7	12%	59
MILLENIUM PHYSICIANS GROUP		1	58	98%	59
SOS MOBILE MEDICAL CARE LLC		48	11	19%	59
WAVE CREST HEALTH AND REHABILITATION CENTER		57	2	3%	59
BIOTECH		52	7	12%	59
TBI RESIDENTIAL SERVICES, INC.		48	11	19%	59
FERN PARK DEVELOPMENTAL CENTER		5	54	92%	59
RITECARE MED CTR H			59	100%	59
INTERNAL LAB		50	9	15%	59
FLORIDA HEALTH CARE		8	51	86%	59
ADVENT HEALTH - PALM COAST		1	58	98%	59
MICHIGAN DEPARTMENT OF HEALTH AND HUMAN SERVICES	1		57	98%	58
NORTH CENTRAL BRONX HOSPITAL		56	2	3%	58
LPG CONVENIENT CARE AT PINE ISLAND ROAD		52	6	10%	58
Margate Health and Rehabilitation Center		56	2	3%	58
SONATA BOCA RATON		54	4	7%	58
KINDRED HOSPITAL CENTRAL TAMPA BLOOD GAS	1	52	5	9%	58
GATTOLINE ENTERPRISES, INC. DBA FAMILY CARE PHARMACY		49	9	16%	58
THE CANOPY AT BERRYHILL		58			58
Palms at Ponte Vedra Assisted Living and Memory Care		54	3	5%	57
GRAND ST PAUL CVS		57			57
KAPG FLEMING ISLAND SENIOR HOUSING OPCO LLC	1	56			57
ALZHEIMERS CARE CENTER OF VIERA LTD		37	20	35%	57
NORTHEAST FLORIDA STATE HOSP-NURSING		56	1	2%	57
LINCOLN MEDICAL AND MENTAL HEALTH CENTER		54	3	5%	57
HORIZON ALF		56	1	2%	57
INNOVATIVE GENOMICS, LLC		38	19	33%	57
LIFESTREAM BEHAVIORIAL CENTER		38	19	33%	57
MALCOM RANDALL DEPT OF VAMC			57	100%	57
ASCENSION SACRED HEART BAY LABORATORY		54	3	5%	57
TROY REGIONAL MEDICAL CENTER		46	11	19%	57
FLORIDA MEDICAL CLINIC PA		46	11	19%	57

COVID-19: testing by laboratory

Data through Feb 28, 2021 verified as of Mar 1, 2021 at 09:25 AM

Data in this report are provisional and subject to change.

The numbers in the table below represent the number of Florida and non-Florida residents for whom test results were received by the Department of Health. A person can be tested by more than one laboratory and can have both positive and negative results. **Therefore, the sum of the numbers in each column will be larger than the total number of people tested.**

Reporting lab	Inconclusive	Negative	Positive	Percent positive	Total
INTERNAL MEDICINE ASSOCIATES PA		52	4	7%	56
ATRIA PARK OF LAKE FOREST (WG HERITAGE LF LLC)		54	2	4%	56
STEINHATCHEE FAMILY MEDICAL CENTER☐	1	48	7	13%	56
EAGLES WATCH CLUSTER		47	9	16%	56
TIFFANY HALL NURSING AND REHAB		44	12	21%	56
ST FRANCIS HOSPITAL		48	8	14%	56
TUKA PEDIATRICS		7	49	88%	56
MAUREEN OROURKE-FUTEY			56	100%	56
BAPTIST HEALTH SOUTH FLORIDA - WEST BOCA URGENT CARE		34	22	39%	56
BETHESDA HEALTH URGENT CARE		14	42	75%	56
PHYSICIANS PRIMARY CARE OF SOUTHWEST FLORIDA		39	17	30%	56
VITAS HEALTHCARE CORP OF FLORIDA		55	1	2%	56
DAVID POSNACK JEWISH DAY SCHOOL		56			56
BioReference Laboratories, Inc		7	49	88%	56
ST JOHNS COUNTY DETENTION CENTER		56			56
SONATA HUNTERS CREEK		47	8	15%	55
GENESIS DERMATOLOGY		51	4	7%	55
MEDLOGIC LABORATORIES		3	52	95%	55
KEY WEST MEDICAL CENTER	1	50	4	7%	55
EAST HILL PHARMACY		38	17	31%	55
PANCARE HEALTH - JACKSON COUNTY		44	11	20%	55
life Care Center of Melbourne		38	17	31%	55
PREMIER MEDICAL ASSOCIATES ALL FLORIDA LLC		54	1	2%	55
KENDALL REGIONAL MEDICAL CENTER LAB	3		52	95%	55
CARE CENTERS OF NASSAU LLC MINER ROAD SOUTH		55			55
CDR MAGUIRE INC	1	7	47	85%	55
Gabisa Medical LLC		55			55
SUWANNEE COUNTY SHERIFF OFFICE		52	3	5%	55
COOPER FAMILY MEDICAL, PLLC		45	10	18%	55
MARQUIS LABS, LLC		54	1	2%	55
NITE LITE PEDIATRICS - PORT ST. LUCIE		46	9	16%	55
CERTUS MTD OPCP LLC		52	2	4%	54
ST. CLOUD MEDICAL GROUP		54			54
CHILDREN'S HOSPITAL OF ALABAMA		53	1	2%	54
CLERMONT HEALTH AND REHAB		40	14	26%	54
SARATOGA HOSPITAL LABORATORY		49	5	9%	54
TROPICANA MANUFACTURING COMPANY INC		50	4	7%	54
GRAND VILLA OF DELAND		50	4	7%	54
ALLIANCE PEDIATRICS		24	30	56%	54
TOWERS HOME CARE☐		50	4	7%	54
PALM BAY PEDIATRICS		36	18	33%	54
JUNIPER VILLAGE AT NAPLES		53	1	2%	54
FAMILY EXTENDED CARE OF PUNTA GORDA		54			54
UNITED LABORATORY SERVICES CORPORATION		38	16	30%	54
SARASOTA CO. HEALTH DEPT # 58		40	14	26%	54
SOMERSET			53	100%	53
QUOTIENT SCIENCES LABS LLC			53	100%	53

COVID-19: testing by laboratory

Data through Feb 28, 2021 verified as of Mar 1, 2021 at 09:25 AM

Data in this report are provisional and subject to change.

The numbers in the table below represent the number of Florida and non-Florida residents for whom test results were received by the Department of Health. A person can be tested by more than one laboratory and can have both positive and negative results. **Therefore, the sum of the numbers in each column will be larger than the total number of people tested.**

Reporting lab	Inconclusive	Negative	Positive	Percent positive	Total
APOLLOMDX LABS		31	22	42%	53
Osprey Point Nursing Center		51	2	4%	53
Salerno Bay Health & Rehabilitation Center		44	9	17%	53
ALEXANDER NININGER STATE VETERANS		52			52
PROMEDICA SENIOR LIVING		51	1	2%	52
ADVENT HEALTH		49	3	6%	52
INTERNAL MEDICINE SPECIALIST		46	6	12%	52
SNH BRFL TENANT LLC	2	50			52
ADVENT HEALTH - MOUNT DORA		9	43	83%	52
VPA PC LAB		48	4	8%	52
Jupiter Medical Center Pavilion		50	1	2%	51
AVANTE ST CLOUD		48	3	6%	51
VALENCIA HOUSE ALF		50	1	2%	51
GATEWAY CARE CENTER		50	1	2%	51
UNIVERSITY OF WEST FLORIDA, THE		50	1	2%	51
LPG PEDIATRICS AT PAGE FIELD		50	1	2%	51
GULFVIEW MEDICAL INSTITUTE		51			51
PALM RIVER COMMUNITY HEALTH CENTER		46	5	10%	51
NICEVILLE URGENT CARE		8	43	84%	51
FINLAY CLINICAL LABORATORY		20	31	61%	51
BIG BEND CARES, INC		43	8	16%	51
ROCKLEDGE REGIONAL MEDICAL CENTER		30	21	41%	51
THE GOOD SHEPARDS OF DELAND-WEST		50	1	2%	51
GOOD HEARTS COVID TESTING		8	43	84%	51
GOLDEN POND COMMUNITIES		50			50
INN AT ASTON GARDENS AT PELICAN POINTE,THE		46	4	8%	50
FLORIDA HEALTH CARE DELAND			50	100%	50
GENTIVA HEALTH SERVICES CERTIFIED INC		47	3	6%	50
WEST ISLIP URGENT CARE		46	4	8%	50
BETHUNE-COOKMAN UNIVERSITY		32	18	36%	50
ORCHID COVE AT DAYTONA		45	5	10%	50
ROCHESTER GENERAL HOSPITAL LABORATORY		46	4	8%	50
TRADITIONAL HOME HEALTH OF PALM BEACH INC		49	1	2%	50
81ST MEDICAL GROUP		28	22	44%	50
PENNSYLVANIA DEPARTMENT OF HEALTH BUREAU OF LABORATORIES			50	100%	50
SOUTHEAST ALABAMA MEDICAL CENTER			50	100%	50
WALGREENS #10373		48	2	4%	50
BUECHELE DENTAL PA DBA CLERMONT FAMILY DENTISTRY		41	9	18%	50
USF		1	48	98%	49
SOFT CELL LABORATORIES		45	4	8%	49
DOH		23	26	53%	49
SOLARIS SENIOR LIVING NORTH NAPLES		48	1	2%	49
MEADOWCREST FAMILY PHYSICIANS PA	1	27	21	43%	49
ALLEGRO		47	2	4%	49
HEALTH FIRST - CAPE CANAVERAL HOSPITAL		1	48	98%	49
HCTB INC		47	2	4%	49
DEVELOPMENTAL DISABILITIES DEFENDANT PROGRAM		47	2	4%	49

COVID-19: testing by laboratory

Data through Feb 28, 2021 verified as of Mar 1, 2021 at 09:25 AM

Data in this report are provisional and subject to change.

The numbers in the table below represent the number of Florida and non-Florida residents for whom test results were received by the Department of Health. A person can be tested by more than one laboratory and can have both positive and negative results. **Therefore, the sum of the numbers in each column will be larger than the total number of people tested.**

Reporting lab	Inconclusive	Negative	Positive	Percent positive	Total
NORTHBROOK CENTER FOR		47	2	4%	49
INN AT THE FOUNTAINS, THE		34	15	31%	49
SOUTH CAROLINA DEPT OF HEALTH AND ENVIRONMENT CONTROL		10	39	80%	49
LITTLE NECK URGENT CARE		47	2	4%	49
S-H THIRTY FIVE OPCO - ORANGE CITY, LLC		39	10	20%	49
CAREMED INTERNAL MEDICINE		30	18	38%	48
NAPLES PEDIATRICS INC		43	5	10%	48
BIGGERS FAMILY MEDICINE PA	1	42	5	10%	48
PHILLIPPE RIDGE		36	12	25%	48
HIALEAH HOSPITAL RESPIRATORY DEPT			48	100%	48
ARTHREX MEDICAL CENTER		28	20	42%	48
GRAND OAKS OF PALM CITY LLC	1	41	6	13%	48
THE TERRACE OF JACKSONVILLE		3	45	94%	48
BAY CENTER HURRICANE SHELTER		48			48
SEWANEE MOLECULAR DIAGNOSTICS LABORATO		48			48
RAINBOW PEDIATRICS PC LLC / BREAKFAST POINT		38	10	21%	48
BARNETT PARK		2	46	96%	48
ST CLOUD PHYSICIAN MANAGEMENT LLC DBA ST CLOUD		28	20	42%	48
PREMIER MEDICAL ASSOCIATES		46	2	4%	48
COURTYARD GARDENS OF JUPITER		48			48
PERSONAL PEDIATRICS		42	5	11%	47
INTERLAB		1	46	98%	47
NAVARRE GARDENS		41	6	13%	47
PRACTICE MANAGEMENT OF AMERICA, INC.		7	40	85%	47
FHMG_CTR FOR SENIOR HEALTH		42	5	11%	47
MINUTECLINIC DIAGNOSTIC OF NEW JERSEY		40	7	15%	47
CAPE REGIONAL MEDICAL CENTER		45	2	4%	47
INSTITUTE OF PATHOLOGY KINGS COUNTY		46	1	2%	47
CVS MINUTE CLINIC		1	46	98%	47
POPLAR HEALTHCARE PLLC	1	11	35	74%	47
FAST PACE MEDICAL CLINIC, PLLC		41	6	13%	47
SAFARI PEDIATRICS PA		46	1	2%	47
WALGREENS #06012		42	5	11%	47
BARNES HEALTHCARE OF FLORIDA LLC		44	3	6%	47
KAPG ST AUGUSTINE SENIOR HOUSING OPCO LLC		37	9	20%	46
PREMIER PLACE HEALTHCARE AT THE GLENVIEW		46			46
FAMILY EXTENDED CARE OF WINTER HAVEN		44	2	4%	46
ADVENT HEALTH MEDICAL GROUP OB GYN AT		40	6	13%	46
EAST MANATEE FAMILY	1	1	44	96%	46
CAMPBELL URGENT CARE			46	100%	46
HILA BECKERMAN MD LLC	1	42	3	7%	46
COLLIER BLVD HMA PHYSICIAN MANAGEMENT LLC		46			46
HOME CARE PHARMACY		46			46
ADVENT HEALTH - LAKE WALES		34	12	26%	46
ROSECASTLE OF JACKSONVILLE LLC		45	1	2%	46
HARTFORD HEALTH SERVICES LLC		46			46
ADVENT HEALTH EXPRESS CARE		4	42	91%	46

COVID-19: testing by laboratory

Data through Feb 28, 2021 verified as of Mar 1, 2021 at 09:25 AM

Data in this report are provisional and subject to change.

The numbers in the table below represent the number of Florida and non-Florida residents for whom test results were received by the Department of Health. A person can be tested by more than one laboratory and can have both positive and negative results. **Therefore, the sum of the numbers in each column will be larger than the total number of people tested.**

Reporting lab	Inconclusive	Negative	Positive	Percent positive	Total
MOBILE DOC FL, LLC		29	17	37%	46
H LEE MOFFITT CANCER CENTER MICRO		46			46
PEDIATRIC SERVICES AND BREATHING CENTER PA		33	13	28%	46
NORTH FLORIDA / SOUTH GEORGIA VETERANS HEALTH SYSTEM		1	44	98%	45
EMERGENCY PHYSICIANS MEDICAL CENTER LLC		28	17	38%	45
REDI-MED WALK-IN FAMILY CARE			45	100%	45
HERNANDO ENDOSCOPY AND SURGERY CENTER		34	11	24%	45
COLLIER URGENT CARE CENTERS		44	1	2%	45
STUART URGENT CARE			45	100%	45
Conway Lakes Health and Rehabilitation Center		45			45
NEOGENOMICS LABORATORIES INC		45			45
NEXT MOLECULAR ANALYTICS		14	31	69%	45
CSL PLASMA INC		7	38	84%	45
WINTER GARDEN REHAB AND NURSING CENTER		41	4	9%	45
GARDENS HEALTH NH LLC		45			45
NEW YORK PRESBYTERIAN - QUEENS DIAGNOSTIC		42	3	7%	45
ERDOX		43	2	4%	45
SOUTHPORT SQUARE HARBOUR HEALTH		45			45
THE MERIDIAN AT BOCA RATON	1	43			44
ALLIANCE OF PHYSICIANS AGAINST COVID-19			44	100%	44
SILVER LAKE PEDIATRICS PA		40	4	9%	44
NIGHT LITE PEDIATRICS CENTER LLC		10	34	77%	44
CALHOUN COUNTY HEALTH DEPT		20	24	55%	44
FLORIDA HOSPITAL		28	16	36%	44
GRAND AVENUE RX			44	100%	44
MARIANNA HEALTH AND REHABILITATION CENTER		43	1	2%	44
PEDIATRICS OF CENTRAL FLORIDA – SAINT CLOUD	2	40	2	5%	44
QHC UPSTATE MEDICAL PC		36	8	18%	44
CITYMD OF MANAHAWKIN		42	2	5%	44
WG EVERGREEN WOODS SH LLC		44			44
FAMILY HEALTH CENTER		31	13	30%	44
Gulf Shore Care Center		39	5	11%	44
MERCY MEDICAL URGENT CARE CENTER INC		12	32	73%	44
S-H THIRTY FIVE OPCO - LUTZ, LLC		43	1	2%	44
RADIOLOGY ASSOCIATES OF VENICE AND ENGLEWOOD		41	2	5%	43
Citymd Of Toms River		37	6	14%	43
WOLFF CTR FOR CHILD & ADOLESCENT HEALTH PLLC,THE		26	17	40%	43
PRINCETON VILLAGE□		39	4	9%	43
SOUTHSIDE HOSPITAL NORTHWELL HEALTH LABORATORY		36	7	16%	43
BRP SH OPCO LLC		43			43
BRANCH MEDICAL CLINIC			43	100%	43
FELICIDAD MEDICAL CENTER			43	100%	43
TGH URGENT CARE POWERED BY FAST TRACK			43	100%	43
Guardian Care Nursing and Rehabilitation Center		43			43
MINUTECLINIC DIAGNOSTIC OF KANSAS, PA		36	7	16%	43
ERIC C MRSHAL, MD, PC #1842		40	3	7%	43
TAMPA BAY CONCIERGE DOCTOR, LLC		41	2	5%	43

COVID-19: testing by laboratory

Data through Feb 28, 2021 verified as of Mar 1, 2021 at 09:25 AM

Data in this report are provisional and subject to change.

The numbers in the table below represent the number of Florida and non-Florida residents for whom test results were received by the Department of Health. A person can be tested by more than one laboratory and can have both positive and negative results. **Therefore, the sum of the numbers in each column will be larger than the total number of people tested.**

Reporting lab	Inconclusive	Negative	Positive	Percent positive	Total
MORTON PLANT			43	100%	43
AESTHETIC ENHANCEMENTS		43			43
PATRICK AIR FORCE BASE		3	40	93%	43
SONORAN DESERT PATHOLOGY ASSOCIATES		2	41	95%	43
LAKE MARY KIDS CENTRA CARE		33	10	23%	43
LARA HEALTH AND WELLNESS CENTER LLC		43			43
FIRST CHOICE URGENT CARE		12	30	71%	42
LINCOLN DIAGNOSTIC LAB		40	2	5%	42
AR ANESTHESIA LLC		41	1	2%	42
BENTLEY VILLAGE II		33	9	21%	42
ST VINCENTS PRIMARY CARE		37	5	12%	42
Atlantic Shore Nursing and Rehab		42			42
ISLAND URGENT CARE PLLC		40	2	5%	42
CLINICAL LABORATORY		42			42
HOLY NAME HOSPITAL LABORATORY		41	1	2%	42
SUNCOAST TECHNICAL COLLEGE SCHOOL OF HEALTH		42			42
SAN CARLOS PHARMACY		38	4	10%	42
WALGREENS 3145		39	3	7%	42
ECOLAB GROUP		8	34	81%	42
MAIMONIDES-SHALOM ACADEMY, INC		41	1	2%	42
KIVA AT CANTERBURY		25	17	40%	42
TREASURE COAST PEDIATRICS PA		36	5	12%	41
PEDIATRICS OF CENTRAL FLORIDA KISSI		33	8	20%	41
BRONX LEBANON HOSPITAL-MEDICAL CENTER		37	4	10%	41
BENTON HOUSE OF ST. JOHNS		39	2	5%	41
FLORIDA HOSPITAL NEW SMYRNA		4	37	90%	41
INTERCOASTAL MEDICAL GROUP			41	100%	41
REGENCY OAKS HEALTH CENTER		39	2	5%	41
TERRACE AT HOBE SOUND, THE	1	37	3	7%	41
DOH-WEST PALM BEACH BRANCH LABORATORY		2	39	95%	41
UNIVERSITY OF ALABAMA		38	3	7%	41
PLAINVIEW URGENT CARE		39	2	5%	41
University Hills health and Rehabilitation		31	10	24%	41
MIRIMUS CLINICAL LABS	1	16	24	59%	41
ROYAL PALM SENIOR RESIDENCE		40			40
PRIDE DIAGNOSTICS		24	16	40%	40
PATRICK MANOR INCORPORATED		40			40
DEPT OF VA MED CENTE-WEST PALM BEACH			40	100%	40
GRAMERCY PARK URGENT CARE		38	2	5%	40
RENAISSANCE AT THE TERRACES		39	1	3%	40
AVALON PARK RETIREMENT RESIDENCE		39	1	3%	40
PACIFICA SENIOR LIVING OCALA		35	5	13%	40
FREEDOM SQUARE NURSING CENTER□		32	8	20%	40
SPRING MANOR ASSISTED LIVING		40			40
LONGLEAF DIAGNOSTIC LABORATORIES		11	29	73%	40
CLINICAL PATHOLOGY LABORATORIES, INC		40			40
CENTRA CARE – LAKE NONA		4	36	90%	40

COVID-19: testing by laboratory

Data through Feb 28, 2021 verified as of Mar 1, 2021 at 09:25 AM

Data in this report are provisional and subject to change.

The numbers in the table below represent the number of Florida and non-Florida residents for whom test results were received by the Department of Health. A person can be tested by more than one laboratory and can have both positive and negative results. **Therefore, the sum of the numbers in each column will be larger than the total number of people tested.**

Reporting lab	Inconclusive	Negative	Positive	Percent positive	Total
LOURDES HOSPITAL INC		38	2	5%	40
MID-FLORIDA PATHOLOGY, LLC		32	8	20%	40
CAPITAL REGIONAL MEDICAL CENTER		2	38	95%	40
BENTLEY CARE CENTER		40			40
URGENT CARE & WELLNESS CENTER		10	30	75%	40
NORTH CAROLINA DEPARTMENT OF HEALTH & HUMAN SERVICES	1		39	98%	40
NORTHWELL HEALTH PLAINVIEW HOSPITAL LABORATORY		30	9	23%	39
ADVENTIST HEALTH SYSTEM FLORIDA		26	13	33%	39
MIAMI CLINICAL RESEARCH CORP			39	100%	39
WG BAYPOINT VILLAGE SH LLC		38	1	3%	39
UNION MEDICAL CARE PLLC		39			39
JUNIPER VILLAGE AT CAPE CORAL		34	5	13%	39
BAYSHORE PATHOLOGY CONSULTANTS PA		37	2	5%	39
GUYAN VALLEY WELLNESS CENTER		32	7	18%	39
CENTRAL FLORIDA PEDIATRICS		13	26	67%	39
STAT ONE URGENT CARE CENTER		2	37	95%	39
CEDAR CREEK AT KINGS BAY INC		39			39
BAY COUNTY JAIL ANNEX		34	5	13%	39
MEDEX MEDICAL EXPRESS OF PALATKA LLC			39	100%	39
MINUTECLINIC DIAGNOSTIC OF HAWAII LLC		33	6	15%	39
ADVENT HEALTH CENTRA CARE - LAKE LAND		30	9	23%	39
BAPTIST HEALTH URGENT CARE AT PLANTATION		34	5	13%	39
LAKE LAND REGIONAL HEALTH GATEWAY CENTER		16	23	59%	39
LONG ISLAND UNIVERSITY - POST CAMPUS		39			39
CROSSROADS URGENT CARE		24	15	38%	39
FUTURE PEDIATRICS		36	3	8%	39
CARE 4 U MANAGEMENT, INC			39	100%	39
CLINICAL RESEARCH SEQUENCING PLATFORM		8	31	79%	39
PREMIER COMMUNITY HEALTHCARE GROUP INC		37	1	3%	38
VIP WALK IN CLINIC		19	19	50%	38
HOMEWOOD RESIDENCE AT FREEDOM PLAZA		37	1	3%	38
AUTUMN OF SARASOTA		12	26	68%	38
ROYAL CARE OF AVON PARK		35	3	8%	38
LUTHERAN HAVEN EXTENDED CONGREGATE CAR		38			38
BRADFORD COUNTY HEALTH DEPARTMENT		37	1	3%	38
CITRUS COUNTY HEALTH DEPARTMENT		34	4	11%	38
BRIDGEVIEW CENTER LLC□		27	11	29%	38
BOND CLINIC, PA		9	29	76%	38
MISSION OAKS ASSISTED LIVING□		36	2	5%	38
BIOFIRE		7	31	82%	38
MICHAEL A VENAZIO MD		35	3	8%	38
STEWART MEDICAL GROUP, INC		21	17	45%	38
MOLECULAR DIAGNOSTICS		5	33	87%	38
FLORIDA DEPARMENT OF HEALTH CLAY COUNTY		25	13	34%	38
MADISON COUNTY MEMORIAL HOSPITAL LABORATORY		15	23	61%	38
CCRC @ SUNFLOWER LLC		35	3	8%	38
TAYLORVILLE FAMILY MEDICINE		30	7	19%	37

COVID-19: testing by laboratory

Data through Feb 28, 2021 verified as of Mar 1, 2021 at 09:25 AM

Data in this report are provisional and subject to change.

The numbers in the table below represent the number of Florida and non-Florida residents for whom test results were received by the Department of Health. A person can be tested by more than one laboratory and can have both positive and negative results. **Therefore, the sum of the numbers in each column will be larger than the total number of people tested.**

Reporting lab	Inconclusive	Negative	Positive	Percent positive	Total
FAMILY EXTENDED CARE OF SEBRING INC		35	2	5%	37
BOULEVARD REHABILITATION CENTER		24	13	35%	37
PANCARE HEALTH - BAY COUNTY - YOUNGSTOWN		33	4	11%	37
ONE MILO		37			37
INNOVATION CLINICAL TRIALS, INC			37	100%	37
PONCE THERAPY CARE CENTER		34	3	8%	37
MINUTE CLINIC INCORPORATE		31	6	16%	37
THE COLLIER AT NAPLES		36	1	3%	37
IMA MEDICAL GROUP POINCIANA		14	23	62%	37
DUVAL PHARMACY		28	9	24%	37
HOLZER HEALTH CENTER		5	32	86%	37
ST AUGUSTINE PEDIATRIC ASSOC		33	4	11%	37
CONNECTICUT DEPARTMENT OF HEALTH		22	15	41%	37
HR SARASOTA OPERATOR LLC		25	12	32%	37
BRANDON COMMUNITY HEALTH CENTER		29	8	22%	37
OPTUMCARE SOUTH FLORIDA, LLC		30	7	19%	37
PREMISE HEALTH MIA		1	36	97%	37
PATHOGENIUS LABORATORIES		30	7	19%	37
ACCURATE DIAGNOSTIC LAB		35	2	5%	37
BHA TITUSVILLE CLINIC		32	4	11%	36
NIGHT LITE PEDIATRIC CENTER		10	26	72%	36
THE TRADITION OF THE PALM BEACHES		35	1	3%	36
HARMONY HEALTH OPCO, LLC		15	21	58%	36
WASHINGTON COUNTY HEALTH DEPARTMENT		24	12	33%	36
SUMTER PEDIATRICS		33	3	8%	36
DOT DOC SARASOTA		34	2	6%	36
GENEXPERT			36	100%	36
BELVEDERE COMMONS OF SUN CITY CENTER		36			36
A & R RESEARCH GROUP		30	6	17%	36
EASTERN SHORE URGENT CARE		25	11	31%	36
MAKO MEDICAL		21	15	42%	36
LONG ISLAND JEWISH MED CTR		33	3	8%	36
ANDALUSIA HEALTH		19	17	47%	36
CORRECTIONAL MEDICAL GROUP		27	9	25%	36
BVL/LITTLE ANGEL PEDIATRICS		36			36
ADVANCE URGENT CARE CENTER, LLC		1	34	97%	35
CONCIMED LLC		30	5	14%	35
PRMG - EAST NAPLES	1	23	11	31%	35
PARKSIDE HEALTH AND REHABILITATION CENTER			35	100%	35
NEUROINTERNATIONAL SARASOTA		32	3	9%	35
NCHD		21	14	40%	35
MINUTECLINIC DIAGNOSTIC OF RHODE ISLAND, LLC #1544		34	1	3%	35
LYSTER ACH FT RUCKER AL		32	3	9%	35
IMA MEDICAL CENTER		21	14	40%	35
LAKE CO EMPLOYEE HEALTH AND WELLNESS CENTER		31	4	11%	35
IRL		4	31	89%	35
OCOEE PEDIATRICS		28	7	20%	35

COVID-19: testing by laboratory

Data through Feb 28, 2021 verified as of Mar 1, 2021 at 09:25 AM

Data in this report are provisional and subject to change.

The numbers in the table below represent the number of Florida and non-Florida residents for whom test results were received by the Department of Health. A person can be tested by more than one laboratory and can have both positive and negative results. **Therefore, the sum of the numbers in each column will be larger than the total number of people tested.**

Reporting lab	Inconclusive	Negative	Positive	Percent positive	Total
ST. MARYS MEDICAL CENTER		1	34	97%	35
MAINSTREET FAMILY URGENT CARE		1	34	97%	35
PATHGROUP		9	26	74%	35
WUESTHOFF MEMORIAL HOSPITAL			35	100%	35
BOCA TOXICOLOGY LLC		33	2	6%	35
P23 LABS		35			35
ADVENT HEALTH - FISH MEMORIAL		2	33	94%	35
CDR MAGUIRE - MIAMI BEACH CC MISSION 17388		2	32	94%	34
TUSCAN GARDENS OF DELRAY BEACH MANAGEMENT COMPANY,		34			34
PROFESSIONAL PEDIATRICS		32	2	6%	34
JOHN KNOX VILLAGE OF CENTRAL FLORIDA		30	4	12%	34
ASHTON PLACE	3	27	4	12%	34
ENCOMPASS HEALTH REHABILITATION HOSPITAL OF LARGO		31	3	9%	34
LONG TERM CARE OF GULF BREEZE LLC		30	4	12%	34
RASHDA ALBIBI M.D. P.A.		31	3	9%	34
University Hospital		29	5	15%	34
COMPLETE HOME CARE OF THE PALM BEACHES LLC		32	2	6%	34
MEDCOMP SCIENCES			34	100%	34
BULLS HEAD URGENT CARE		33	1	3%	34
STETSON UNIVERSITY STUDENT HEALTH CENTER		3	31	91%	34
PECONIC BAY MEDICAL CENTER LABORATORY		26	8	24%	34
ST LUCIE COUNTY JAIL		25	9	26%	34
PINES NURSING HOME		33	1	3%	34
PARAMOUNT WALK-IN CLINIC		1	33	97%	34
POARCH BANC CREEK INDIANS TRIBAL HEALTH DEPARTMENT			34	100%	34
REDI-MED WALK IN FAMILY CLINIC			34	100%	34
COLLIER HMA PHYSICIAN MANAGEMENT LLC		26	8	24%	34
ATRIA WILLOW WOOD		32	2	6%	34
AESTHETIC SURGERY CENTER OF WINTER PARK, THE	3	29	2	6%	34
LAKE INTERNAL MEDICINE ASSOCIATES PA		29	5	15%	34
MAIN STREET MEDICAL CENTER OF CRESTVIEW PA		19	15	44%	34
VETERAN AFFAIRS MEDICAL CENTER - JAMES J PETERS		30	3	9%	33
ST ANTHONYS PRIMARY CARE LLC/JACKSON STREET			33	100%	33
FHMG-FLORIDA HOSPITAL MEDICAL GROUP		24	9	27%	33
GRACE MEDICAL HOME		24	9	27%	33
FLORIDA PEDIATRIC GROUP PA		28	5	15%	33
PHYSICIAN ASSOCIATES LLC		26	7	21%	33
THE SPRINGS OF PARC HILL		32	1	3%	33
CORAL HOUSE ASSISTED LIVING COMMUNITY LLC		33			33
Kensington Gardens		33			33
AHSE ROP		32	1	3%	33
WESTWOOD NURSING AND REHABILITATION		28	5	15%	33
CAREHERE LAKE SCHOOLS EMPLOYEE HEALTH CENTER		22	11	33%	33
BOND CLINIC		3	30	91%	33
METRO KNOXVILLE HMA		25	8	24%	33
HARBORCHASE OF WELLINGTON CROSSING		31	2	6%	33
PHOSPHORUS DIAGNOSTICS		27	6	18%	33

COVID-19: testing by laboratory

Data through Feb 28, 2021 verified as of Mar 1, 2021 at 09:25 AM

Data in this report are provisional and subject to change.

The numbers in the table below represent the number of Florida and non-Florida residents for whom test results were received by the Department of Health. A person can be tested by more than one laboratory and can have both positive and negative results. **Therefore, the sum of the numbers in each column will be larger than the total number of people tested.**

Reporting lab	Inconclusive	Negative	Positive	Percent positive	Total
AVOW HOSPICE INC		33			33
NIGHT LITE PEDIATRICS URGENT CARE CENTER			33	100%	33
ATRIA SAN PABLO		31	2	6%	33
SANFORD MOBILE LAB PGA TOUR		32	1	3%	33
AYERS NURSING AND REHABILITATION CENTER		33			33
GREENRIDGE GROUP HOME	3	11	19	58%	33
MILLENIA ADVANCED SCIENTIFIC LLC			33	100%	33
PORT SAINT JOHN FAMILY PRACTICE		21	12	36%	33
WESTMINSTER ST AUGUSTINE		32			32
CVS MINUTE CLINIC DIAGNOSTIC OF NORTH CAROL		26	6	19%	32
Heartland Health Care Center North Sarasota		18	14	44%	32
BROOKDALE CANOPY OAKS			32	100%	32
JACKSON HEALTH SYSTEM		1	31	97%	32
VETERANS HOME			32	100%	32
COLORADO DEPARTMENT OF HEALTH LABORATORY SERVICES DIVISION			32	100%	32
LPG CONVENIENT CARE AT METRO		29	3	9%	32
IPSUM DIAGNOSTICS		3	29	91%	32
VILLAGE ON THE ISLE		27	5	16%	32
OPIS COQUINA CENTER		32			32
LIGHTHOUSE PEDIATRICS OF NAPLES		28	4	13%	32
FLORIDA DEPARTMENT OF HEALTH IN MONROE COUNTY		26	6	19%	32
TRADITIONAL HOME CARE INC		31	1	3%	32
NORTH FLORIDA PEDIATRICS - JACKSONVILLE		28	4	13%	32
CENTRAL FLORIDA HEALTH CARE INC WAUCHULA SITE 2		25	7	22%	32
MICHAEL J D'AMBROSE MD PA		29	2	6%	31
COLLIER ANESTHESIA PAIN LLC		31			31
SANTA BARBARA CARE CENTER		18	13	42%	31
SOMA MEDICAL CENTER PA #3			31	100%	31
ALABAMA CLINICS		16	15	48%	31
WALK IN MEDICAL URGENT CARE		31			31
KESHAV RX LLC		28	3	10%	31
Consulate Health Care of Orange Park		27	4	13%	31
MIDDLETOWN MEDICAL P C		22	9	29%	31
UNIPATH		24	7	23%	31
DISCOVERY COMMONS AT BRADENTON		31			31
REGENCY PARK ASSISTED LIVING FACILITY		29	2	6%	31
ENT AND ALLERGY ASSOCIATES OF FLORIDA LLC		30	1	3%	31
UR CARE FAMILY AND SPORTS MEDICINE			31	100%	31
EASYCARE WALK-IN CLINIC	1	11	19	61%	31
SOUTHEASTERN OUTPATIENT SURGERY CENTER		28	3	10%	31
WHITE-WILSON MEDICAL CENTER		20	11	35%	31
HEALTH FIRST - VIERA HOSPITAL		1	30	97%	31
UNION MEDICAL CARE		31			31
PASSPORT HEALTH ORLANDO		31			31
ALAN A SMITH MD LLC		29	2	6%	31
LabCorp L#09258130 M#09258125		12	19	61%	31
ADVENTHEALTH MEDICAL GROUP FAMILY MEDICINE AT RDV		31			31

COVID-19: testing by laboratory

Data through Feb 28, 2021 verified as of Mar 1, 2021 at 09:25 AM

Data in this report are provisional and subject to change.

The numbers in the table below represent the number of Florida and non-Florida residents for whom test results were received by the Department of Health. A person can be tested by more than one laboratory and can have both positive and negative results. **Therefore, the sum of the numbers in each column will be larger than the total number of people tested.**

Reporting lab	Inconclusive	Negative	Positive	Percent positive	Total
JAMAICA HOSPITAL MEDICAL CENTER		28	3	10%	31
COMMUNITY MEDICAL CARE CENTER INC			31	100%	31
AMERICAN ESOTERIC LABORATORIES		15	16	52%	31
ALWAYS BEST CARE SENIOR SERVICES		27	3	10%	30
VIKOR SCIENTITIC			30	100%	30
AMMON ANALYTICAL LABORATORIES		26	4	13%	30
VILLA COURT LLC		30			30
VETERANS AFFAIRS MEDICAL CENTER - NEW YORK HARBOR		29	1	3%	30
Okeechobee Health Care Facility		16	14	47%	30
ADVENT HEALTH PRIMARY CARE PLUS, WINTER GARDEN		26	4	13%	30
AMEERAH LABS			30	100%	30
WELLMED AT NEW TAMPA		22	8	27%	30
MAGNOLIA DIAGNOSTICS, LLC		3	27	90%	30
MINUTE CLINIC LLC #2216		28	2	7%	30
BOCA BIOLISTIC REFERENCE LAB			30	100%	30
MINUTECLINIC DIAGNOSTIC OF SOUTH CAROL		28	2	7%	30
THE TERRACE AT IVY ACRES ALF		11	19	63%	30
SOUTHCOR LABORATORY		4	26	87%	30
MEDEXPRESS - BLOOMIN BRANDS		13	17	57%	30
UNIVERSITY MEDICAL CTR OF PRINCETON AT		28	2	7%	30
CLINCLOUD, LLC			30	100%	30
HERITAGE WATERSIDE		27	3	10%	30
COUNTY OF LOS ANGELES			30	100%	30
GUIDEWELL EMERGENCY MEDICINE DOCTORS LLC		10	20	67%	30
ROADS PEDIATRICS,LLC		27	2	7%	29
P4CLINICAL	3	2	24	83%	29
RENAISSANCE SENIOR LIVING	1	28			29
MINUTECLINIC DIAGNOSTIC OF MICHIGAN		27	2	7%	29
SUNTREE INTERNAL MEDICINE		29			29
Wiregrass Rehabilitation Center and Nursing Home		28	1	3%	29
PRO HEALTH HARMONY		29			29
MINUTECLINIC, LLC		25	4	14%	29
EP MEDICAL EQUIPMENT PHARMACY		26	3	10%	29
COMPREHENSIVE CHILDCARE		23	6	21%	29
FAMILY CARE PARTNERS URGENT CARE LLC		23	6	21%	29
CDC		17	12	41%	29
PANCARE HEALTH - BONIFAY K-8			29	100%	29
NURSES HELPING HANDS INC ALF		29			29
STATEN ISLAND UNIVERSITY HOSPITAL-POUCH		29			29
DUVAL COUNTY HEALTH DEPARTMENT		29			29
EVERLYWELL		16	13	45%	29
WE SCREEN LLC		29			29
PALM GARDEN OF JACKSONVILLE		27	2	7%	29
FAST PACE MEDICAL CLINIC		26	3	10%	29
NEMOURS CHILDRENS CLINIC		22	7	24%	29
WEINBERG VILLAGE		28	1	3%	29
BAY STREET PHARMACY☐		27	2	7%	29

COVID-19: testing by laboratory

Data through Feb 28, 2021 verified as of Mar 1, 2021 at 09:25 AM

Data in this report are provisional and subject to change.

The numbers in the table below represent the number of Florida and non-Florida residents for whom test results were received by the Department of Health. A person can be tested by more than one laboratory and can have both positive and negative results. **Therefore, the sum of the numbers in each column will be larger than the total number of people tested.**

Reporting lab	Inconclusive	Negative	Positive	Percent positive	Total
FLAGLER HOSPITAL INC	2		27	93%	29
STEWART MELBOURNE HOSPITAL			29	100%	29
PERDIDO URGENT CARE		1	28	97%	29
UNIV OF ROCHESTER-STRONG MEMORIAL HOSP		28	1	3%	29
BASSETTI MEDICAL RESEARCH INC		23	6	21%	29
D W MCMILLAN MEMORIAL HOSPITAL		18	11	38%	29
ORANGE COUNTY CORRECTIONS HEALTH SERVICES		26	2	7%	28
FAMILY AND INTERNAL MEDICINE AT AVALON PARK		25	3	11%	28
PORT ST LUCIE HOSPITAL		25	3	11%	28
PALMS, THE		28			28
JFK MEDICAL CENTER NORTH LAB		1	27	96%	28
PINELLAS INTERNAL MEDICINE ASSOCIATES	1	26	1	4%	28
ACTIVE SENIOR LIVING		26	2	7%	28
LAKE PLACID HEALTH AND REHABILITATION		1	27	96%	28
FAMILY CARE PARTNERS		18	10	36%	28
KEY PRIMARY CARE			28	100%	28
URGENT CARE CENTER			28	100%	28
BROOKDALE PHILLIPPI CREEK			28	100%	28
DCH REGIONAL MEDICAL CENTER LABORATORY		27	1	4%	28
MARION PEDIATRICS PA		21	7	25%	28
ASTORIA HEALTH AND REHABILITATION CENTER		27	1	4%	28
EDEN AT CRESTVIEW		12	16	57%	28
CERON PEDIATRICS & INTEGRATIVE MEDICIN		28			28
LAKE MARY - STIRLING CENTER SUITE 202			28	100%	28
LAKELAND NURSING AND REHABILITATION CENTER			28	100%	28
LAKE COUNTY SCHOOLS EMPLOYEE HEALTH CENTER		17	11	39%	28
WARDE MEDICAL LABORATORY		20	8	29%	28
DAVID LAWRENCE CENTER		24	4	14%	28
ISLAMORADA VILLAGE OF ISLANDS FIRE RESCUE		26	2	7%	28
ATLAN		24	4	14%	28
Cleveland Clinic Laboratories		4	24	86%	28
ORANGE PEDIATRICS			28	100%	28
PREMIER URGENT CARE CENTER LLC			28	100%	28
BAPTIST PRIMARY BLACK CREEK SOUTH			27	100%	27
LABORATORY ALLIANCE OF CENTRAL NEW YORK		26	1	4%	27
ROCKLAND URGENT CARE FAMILY HEALTH NP		27			27
RIVERHEAD URGENT CARE		26	1	4%	27
WEISS PEDIATRIC CARE LLC		16	11	41%	27
MIGUEL E TREVINO MD PA		23	4	15%	27
LEXINGTON PLACE SENIOR LIVING COMMUNITY		27			27
BROOKDALE SOUTHPOINT			27	100%	27
BROOKDALE BRANDON	1	26			27
CHILDREN'S MEDICAL CENTER			27	100%	27
SUNCOAST LABS			27	100%	27
Bon Secours Maria Manor		22	5	19%	27
ST PETER'S BENDER LABORATORY		26	1	4%	27
EXPRESS CARE OF BELLEVIEW		27			27

COVID-19: testing by laboratory

Data through Feb 28, 2021 verified as of Mar 1, 2021 at 09:25 AM

Data in this report are provisional and subject to change.

The numbers in the table below represent the number of Florida and non-Florida residents for whom test results were received by the Department of Health. A person can be tested by more than one laboratory and can have both positive and negative results. **Therefore, the sum of the numbers in each column will be larger than the total number of people tested.**

Reporting lab	Inconclusive	Negative	Positive	Percent positive	Total
NATIONAL MENTOR HEALTHCARE LLC			27	100%	27
CENTER ONE SURGERY CENTER		22	5	19%	27
ATRIA LADY LAKE		27			27
UCLA HEALTHCARE CLINICAL LABS		23	4	15%	27
ACCESS 365 URGENT CARE		8	19	70%	27
MINUTE CLINIC, LLC DBA MINUTECLINIC #4505		25	2	7%	27
BODYK		23	4	15%	27
SYNIVERSE WELLNESS CENTER		23	4	15%	27
SPANISH RIVER HIGH SCHOOL ESE		23	4	15%	27
MINUTECLINIC DIAGNOSTIC OF RHODE ISLAND, LLC #212		27			27
CHILDRENS MEDICAL CENTER			27	100%	27
HEALTHPARK MEDICAL CENTER ABG LAB		26	1	4%	27
RAINBOW PEDIATRICS		1	25	96%	26
PALM BEACH COUNTY FIRE RESCUE		24	2	8%	26
PULMONARY SPECIALISTS OF THE PALM BEACHES		16	10	38%	26
GULFSIDE HOSPICE INC		23	3	12%	26
RESIDENCE AT BAY VUE		25	1	4%	26
NORTH PINELLAS CHILDRENS MEDICAL CENTER			26	100%	26
CORNERSTONE PEDIATRICS		16	10	38%	26
COLORADO DEPARTMENT OF PUBLIC HEALTH AND ENVIRONMENT			26	100%	26
URGENT FAMILY CARE INC		23	3	12%	26
AMELIA ASSISTED LIVING FACILITY		26			26
FORT VALLEY STATE UNIVERSITY		26			26
BROWARD HEALTH IMPERIAL POINT NURSING			26	100%	26
PREMIUM HEALTH SERVICES OF TAMPA BAY LLC		15	11	42%	26
FORT CAROLINE GARDENS, INC		24	2	8%	26
MONCRIEF ARMY HEALTH CLINIC			26	100%	26
EPIC REFERENCE LABS INC			26	100%	26
SIDDH INC DBA SAN CARLOS PHARMACY		24	2	8%	26
MINUTE CLINIC DIAGNOSTIC OF SC, LLC #75		25	1	4%	26
MINUTECLINIC DIAGNOSTIC OF NORTH CAROLINA		25	1	4%	26
CAPE CORAL HOSPITAL ABG LABORATORY		13	13	50%	26
ADVANCED URGENT CARE		12	14	54%	26
RESIDENTIAL PLAZA AT BLUE LAGOON INC		23	3	12%	26
ST JOSEPHS HOSPITAL SOUTH HOSPITAL			26	100%	26
LOT HEALTH SERVICES☐	1	25			26
MONTEFIORE NEW ROCHELLE HOSPITAL		24	2	8%	26
CIGNA PBSO WEST PALM			26	100%	26
TGH URGENT CARE - RIVERVIEW			26	100%	26
WIREGRASS CLINIC LLC		21	5	19%	26
JUPITER MEDICAL CENTER PHYSICIANS GROUP, INC		23	3	12%	26
BAPTIST URGENT CARE		23	3	12%	26
ADVENT HEALTH PARTIN SETTLEMENT HEALTH PARK		18	8	31%	26
WAKULLA COUNTY HEALTH DEPARTMENT		12	14	54%	26
WEST BROWARD CARE CENTER		24	2	8%	26
WALGREENS COVID-19		22	4	15%	26
LAKES DIALYSIS CENTER INC			26	100%	26

COVID-19: testing by laboratory

Data through Feb 28, 2021 verified as of Mar 1, 2021 at 09:25 AM

Data in this report are provisional and subject to change.

The numbers in the table below represent the number of Florida and non-Florida residents for whom test results were received by the Department of Health. A person can be tested by more than one laboratory and can have both positive and negative results. **Therefore, the sum of the numbers in each column will be larger than the total number of people tested.**

Reporting lab	Inconclusive	Negative	Positive	Percent positive	Total
STUART REHABILITATION AND HEALTHCARE		12	14	54%	26
THE MINIER URGENT CARE		20	6	23%	26
FLORIDA ENDOSCOPY & SURGERY CTR LLC		26			26
OAKTREE HEALTHCARE			26	100%	26
LOOP PEDIATRICS		22	4	15%	26
OAKMONTE VILLAGE		25	1	4%	26
ADVENTHEALTH MEDICAL GROUP FAMILY MEDICINE		24	1	4%	25
THE WATERMARK AT VISTAWILLA		25			25
SANITAS		4	21	84%	25
ST JOSEPHS CHILDRENS OUTREACH			25	100%	25
ADVENTHEALTH MEDICAL GROUP FAMILY & INTERNAL		9	16	64%	25
FEDERAL PRISON CAMP PENSACOLA			25	100%	25
RJ LEE GROUP	1	23	1	4%	25
HOLLISMED LLC		23	2	8%	25
ABL MEDICAL CARE LLC			25	100%	25
COASTAL COMPLETE CARE		11	14	56%	25
M&V SAN JOSE MEDICAL CENTER			25	100%	25
CANTON-POTSDAM HOSPITAL LABORATORY		24	1	4%	25
Lanier Rehab			25	100%	25
MD BEAUTY LABS, PA		23	2	8%	25
SOUTH FLORIDA DIALYSIS CENTER		8	17	68%	25
KIVA AT CANTERBURY, LLC		25			25
ADVENT HEALTH - LAKE MARY PEDIATRICS		16	9	36%	25
ORLANDO CLINICAL RESEARCH CENTER		23	2	8%	25
WESTPAC LABS		1	24	96%	25
SUNSHINE ASSISTED LIVING		25			25
VASSAR BROTHERS MEDICAL CENTER LABORATORY		24	1	4%	25
ARCPPOINT LABS OF FORT LAUDERDALE		25			25
COLONY CARE CENTER		16	9	36%	25
UNION CHD		22	3	12%	25
GASTROENTEROLOGY ASSOCIATES OF PENSACOLA PA		22	3	12%	25
WOMENS CARE FLORIDA LABORATORY		25			25
TALLAHASSEE DEVELOPMENTAL CENTER		24	1	4%	25
BITTINGS APOTHECARY INC		21	4	16%	25
EAST HILL MEDICAL GROUP		17	8	32%	25
MADWAR		19	6	24%	25
ST. CLOUD HOSPITAL		20	5	20%	25
THE LODGE AND REHABILITATION CENTER		9	15	63%	24
TARPON BAYOU CENTER			24	100%	24
THE COMMONWEALTH OF MASSACHUSETTS			24	100%	24
AIR, LAND & SEA PHYSICALS & CONSULTATIONS, LLC		23	1	4%	24
INTERIM HEALTHCARE OF NORTHWEST FLORIDA INC		22	2	8%	24
COASTAL SKIN SURGERY AND DERMATOLOGY		17	7	29%	24
WESTMINSTER WOODS ON JULINGTON CREEK		22	2	8%	24
AVENTIS BIO-SERVICES CTL		24			24
SENIOR LIVING IV SUN CITY LLC		17	7	29%	24
LABORATORY DYNAMICS		20	4	17%	24

COVID-19: testing by laboratory

Data through Feb 28, 2021 verified as of Mar 1, 2021 at 09:25 AM

Data in this report are provisional and subject to change.

The numbers in the table below represent the number of Florida and non-Florida residents for whom test results were received by the Department of Health. A person can be tested by more than one laboratory and can have both positive and negative results. **Therefore, the sum of the numbers in each column will be larger than the total number of people tested.**

Reporting lab	Inconclusive	Negative	Positive	Percent positive	Total
ALL AMERICAN URGENT CARE			24	100%	24
WELLNOW URGENT CARE		23	1	4%	24
HERITAGE OAKS ASSISTED LIVING & MEMORY CARE		20	4	17%	24
APOLLO HEALTH & REHABILITATION		18	6	25%	24
URGENT CARE USA			24	100%	24
JOSEF SCHENKER MD PC		24			24
HENNEPIN COUNTY MEDICAL CENTER (HCMC)		13	11	46%	24
SUMMIT MEDICAL GROUP - 75 E NORTHFIELD		22	2	8%	24
CARILLON SPORTS AND FAMILY MEDICINE		20	4	17%	24
SPRINGWOOD COURT		19	5	21%	24
MARTHA'S HOUSE & ASSISTED LIVING FACILITY		24			24
MARYLAND DEPARTMENT OF HEALTH			24	100%	24
SUNQUEST		3	21	88%	24
MED PLUS FLORENCE		20	4	17%	24
MINUTECLINIC DIAGNOSTIC MEDICAL GROUP		22	2	8%	24
JOSEPH SCHENKER MD PC DBA CENTERS URGENT		21	3	13%	24
VILLAGES REHABILITATION AND NURSING CENTER		24			24
HEALTH MED CENTERS		24			24
ATRIA AT ST JOSEPHS		24			24
MAYO CLINIC JACKSONVILLE		1	23	96%	24
SENIOR HEALTH OF WINTER PARK DUNDEE		24			24
PINELLAS 1 HOME HEALTH CARE CORP		24			24
VICK STREET MANOR		24			24
COURTYARDS OF ORLANDO		24			24
MADISON COUNTY MEMORIAL HOSP		12	12	50%	24
Clearwater Center		10	14	58%	24
GROWING TOGETHER PEDIATRICS, LLC		20	4	17%	24
PHYSICIANS PRIMARY CARE OF SW FLORIDA PL		24			24
PRIME CARE ONE LLC/HARBORCHASE OF VENICE			24	100%	24
PACIFICA SENIOR LIVING FORT MYERS		15	9	38%	24
MAGNOLIA PEDIATRICS		4	20	83%	24
THE CHAPPEL GROUP RESEARCH		24			24
SARASOTA MEMORIAL NURSING & REHABILITATION CTR		23			23
GENETIC TECHNOLOGICAL INNOVATIONS, LLC		11	12	52%	23
GOOD SAMARITAN HOSPITAL LABORATORY		20	3	13%	23
OMEGA LABORATORIES		19	4	17%	23
CENTERPLACE HEALTH		3	20	87%	23
WUESTHOFF MEDICAL CENTER-MELBOURNE			23	100%	23
PHYSICIANS STAT		3	20	87%	23
GRAND LIVING AT LAKEWOOD RANCH		23			23
PARK WEST MEDICAL CENTER		22	1	4%	23
STATE LAB		2	21	91%	23
NOVANT HEALTH		17	6	26%	23
WOODHOUSE INC		17	6	26%	23
NOBLE SENIOR LIVING		3	20	87%	23
MINUTE CLINIC DIAGNOSTIC OF VIRGINIA		18	5	22%	23
EGL GENETIC DIAGNOSTICS		1	22	96%	23

COVID-19: testing by laboratory

Data through Feb 28, 2021 verified as of Mar 1, 2021 at 09:25 AM

Data in this report are provisional and subject to change.

The numbers in the table below represent the number of Florida and non-Florida residents for whom test results were received by the Department of Health. A person can be tested by more than one laboratory and can have both positive and negative results. **Therefore, the sum of the numbers in each column will be larger than the total number of people tested.**

Reporting lab	Inconclusive	Negative	Positive	Percent positive	Total
CHIPOLA MEDICAL ASSOCIATES		4	19	83%	23
EMORY BENNETT VETERANS NURSING HOME	1	22			23
HUNT CLUB PEDIATRIC ASSOCIATES LLC		19	4	17%	23
MINUTECLINIC DIAGNOSTIC OF LOUISIANA		22	1	4%	23
FORT PIERCE FAMILY CARE INC		17	6	26%	23
BROOKWOOD BAPTIST MEDICAL CENTER		22	1	4%	23
LAKEVIEW HEALTH CARE SYSTEMS		9	14	61%	23
ROWLETT MIDDLE ACADEMY		21	2	9%	23
UNIVERSITY HILLS HEALTH AND REHABILITATION CENTER		18	5	22%	23
LONG BEACH URGENT CARE		23			23
CORE LABORATORY		1	22	96%	23
CARENOW - DOWNTOWN NORTH GULCH		22	1	4%	23
MD NOW MEDICAL CENTERS INC		1	22	96%	23
Summit Medical Group Westfield Lab		20	3	13%	23
GRAND VILLA OF ST. PETERSBURG		21	2	9%	23
MINUTECLINIC, LLC #08366		18	5	22%	23
ARCPPOINT LABS OF WEST PALM BEACH			23	100%	23
TIFFANY LAKE CARE CENTERS INC		23			23
CARDIOLOGY AND MEDICINE ASSOCIATES INC		23			23
PALMS MEDICAL GROUP - LAKE CITY WEST		3	20	87%	23
BROOKDALE UNIVERSITY HOSPITAL		22	1	4%	23
FINLAY C. LABORATORY		3	20	87%	23
NEW JERSEY		22	1	4%	23
MID FLORIDA PATHOLOGY LLC		22	1	4%	23
ISLAND COAST PEDIATRICS PA		22	1	4%	23
UF HEALTH NORTH JACKSONVILLE			23	100%	23
ENGLEWOOD HOSPITAL AND MEDICAL CENTER		18	5	22%	23
MARATHON HEALTH FOR LIFE		19	3	14%	22
CITY OF CAPE CORAL		19	3	14%	22
UNIVERSITY OF ILLINOIS VETERINARY DIAG		21	1	5%	22
UNIV OF NORTH ALABAMA HEALTH CENTER		21	1	5%	22
SOLE HEALTH LLC		22			22
ELAN SPANISH SPRINGS		4	18	82%	22
Grand Villa of Clearwater		20	2	9%	22
SHORE MEMORIAL HOSPITAL		19	3	14%	22
CLEARWATER EMPLOYEE HEALTH CLINIC		7	15	68%	22
HOLIDAY MEDICAL ASSOCIATES		1	21	95%	22
MOBILE DIVISION LABORATORY		7	15	68%	22
STEWART MEDICAL GROUP INC			22	100%	22
CARE HERE		1	21	95%	22
COMMUNITY HEALTH OF SOUTH FLORIDA			22	100%	22
ROCKLEDEGE REGIONAL MEDICAL CENTER		17	5	23%	22
PALMETTO PEDIATRICS			22	100%	22
EBEIDS MD PEDIATRICS		19	3	14%	22
BOCA SIMON LAB		1	21	95%	22
CRESTVIEW IMMEDIATE CARE LL			22	100%	22
SUNSHINE PEDIATRICS OF CENTRAL FLORIDA PL		20	2	9%	22

COVID-19: testing by laboratory

Data through Feb 28, 2021 verified as of Mar 1, 2021 at 09:25 AM

Data in this report are provisional and subject to change.

The numbers in the table below represent the number of Florida and non-Florida residents for whom test results were received by the Department of Health. A person can be tested by more than one laboratory and can have both positive and negative results. **Therefore, the sum of the numbers in each column will be larger than the total number of people tested.**

Reporting lab	Inconclusive	Negative	Positive	Percent positive	Total
APOLLO SURGERY CENTER		20	2	9%	22
NORTHWEST FLORIDA COMMUNITY HOSPITAL 3RD FLOOR		20	2	9%	22
MORNINGSIDE MANOR & VILLA ADULT CARE C		22			22
NAPHCARE, INC.		12	10	45%	22
GLEN COVE HOSPITAL		22			22
ADVENT HEALTH EXPRESS		9	13	59%	22
DALE MEDICAL CENTER		17	5	23%	22
THORNBURG PEDIATRICS		21	1	5%	22
FORT SANDERS REGIONAL LABORATORY		22			22
ASSISTED LIVING OF BROWARD		22			22
PULSE MEDICAL GROUP INC			22	100%	22
FLORIDA PEDIATRICS		6	16	73%	22
DIACARTA INC.		22			22
FLORIDA HOSPITAL LABS		12	10	45%	22
TEN HEALTHCARE		6	16	73%	22
ADVENTHEALTH MEDICAL GROUP PULMONOLOGY		19	3	14%	22
BUREAU OF PUBLIC HEALTH	1	3	18	82%	22
OLIVE BRANCH HEALTH AND REHABILITATION CENTER			22	100%	22
SEAGRASS VILLAGE			22	100%	22
FIRST CHOICE PEDIATRICS LOOP		20	2	9%	22
ADVENT HEALTH MEDICAL GROUP- FAMILY MEDICINE AT DR. PHILIPS		17	5	23%	22
ALAN SERURE MD		21			21
ROSLYN URGENT CARE		21			21
HUNT CLUB MEDICAL		15	6	29%	21
CITRUS CARE CLINIC			21	100%	21
GERALD J KIVETT MD		19	2	10%	21
GRAND VILLA OF ALTAMONTE SPRINGS		14	7	33%	21
MEDEXPRESS URGENT CARE - BLOOMINGTON		18	3	14%	21
CARESPOT		1	20	95%	21
GREEN GABLES ASSISTED LIVING FACILITY		21			21
BIOREFERENCE LABORATORIES INC		3	18	86%	21
GILCHRIST COUNTY JAIL		19	2	10%	21
ST JUDE CHILDRENS RESEARCH HOSPITAL		21			21
JUPITER MEDICAL CENTER			21	100%	21
VIRTUA		17	4	19%	21
ROCKLEDGE FAMILY HEALTH			21	100%	21
SANFORD PEDIATRIC ASSOCIATES, PA		19	2	10%	21
INTERNATIONAL MEDICAL LABORATORY INC		21			21
PRIMECARE OF DOTHAN-DALEVILLE CLINIC		16	5	24%	21
JOSEF SCHENKER MD PC DBA CENTERS URGENT		19	2	10%	21
UPMC CHAUTAUQUA AT WCA LABORATORY		20	1	5%	21
CONNECTDX		6	15	71%	21
ROBERT H JENKINS JR VETERANS' DOMICILIARY HOME OF		18	3	14%	21
HUNTINGTON STATION URGENT CARE		20	1	5%	21
PHYSICIANS CARE		18	3	14%	21
ERIC C MARSHAL MD, PC DBA MINUTECLINIC		20	1	5%	21
MINUTECLINIC DIAGNOSTIC OF TN PC #378		20	1	5%	21

COVID-19: testing by laboratory

Data through Feb 28, 2021 verified as of Mar 1, 2021 at 09:25 AM

Data in this report are provisional and subject to change.

The numbers in the table below represent the number of Florida and non-Florida residents for whom test results were received by the Department of Health. A person can be tested by more than one laboratory and can have both positive and negative results. **Therefore, the sum of the numbers in each column will be larger than the total number of people tested.**

Reporting lab	Inconclusive	Negative	Positive	Percent positive	Total
TOTAL ACCESS URGENT CARE			21	100%	21
ARDEN COURTS OF WINTER SPRINGS		18	3	14%	21
JEFFERSON K-12, A SOMERSET SCHOOL- CLINIC		17	4	19%	21
CLINICAL PATHOLOGY LABORATORIES SOUTHEAST			21	100%	21
HARBOUR ISLAND PEDIATRICS		12	9	43%	21
TIMBERLANE LODGE ALF	1	12	7	35%	20
ESTATES MEDICAL CENTER		12	8	40%	20
MORRIS PARK URGENT CARE		17	3	15%	20
ISLAND LAKE CENTER		4	16	80%	20
RAINBOW PEDIATRIC CENTER		2	18	90%	20
HENDRY REGIONAL CORPORATE HEALTH			20	100%	20
COOPER HEALTHCARE		20			20
LAKE SHERIFF		20			20
PONCE PLAZA NURSING & REHAB CENTER		4	16	80%	20
AMERICAN HEALTH ASSOCIATES INC		3	17	85%	20
MEDICAL EXPRESS CORP		18	2	10%	20
CL BRUMBACK PRIMARY CARE CLINIC LANTANA		2	18	90%	20
BEST MEDICAL CENTER		11	9	45%	20
NEW YORK METHODIST HOSPITAL		16	4	20%	20
HIGHLANDS COUNTY FIRE RESCUE		20			20
CONSOLIDATED LAB SERVICES		10	10	50%	20
ADULT MEDICINE OF LAKE COUNTY INC			20	100%	20
REDITUS LABORATORIES			20	100%	20
LAKE WORTH MANOR		19	1	5%	20
BROOKDALE MANDARIN CENTRAL		7	13	65%	20
CARESPOT OF NOCATEE		1	19	95%	20
BAY PEDIATRICS PA		18	2	10%	20
TGH MEDICAL GROUP LABORATORY CARROLLWOOD			20	100%	20
MARQUES PEDIATRICS			20	100%	20
FLUSHING HOSPITAL MEDICAL CENTER		16	4	20%	20
GRAND VILLA OF NEW PORT RICHEY		13	7	35%	20
ODYSSEY HEALTHCARE OF MARION COUNTY, LLC		19	1	5%	20
WINTER PARK FAMILY PRACTICE LLC		17	3	15%	20
TOTTENVILLE CIRCLE URGENT CARE		20			20
POINT OF CARE CLINICS PRIMARY CARE		20			20
BETHESDA HEALTH PHYSICIAN GROUP INC			20	100%	20
HEALTHY MINORS, LLC.		20			20
PROFESSIONAL PARK PEDIATRICS PA			20	100%	20
VIERA FAMILY MEDICINE AND WELLNESS		16	4	20%	20
HALIFAX HEALTH URGENT CARE		3	17	85%	20
WINSHIPS PHARMACY INC		20			20
UAH STUDENT HEALTH CENTER		13	7	35%	20
SOUTH CAROLINA DEPARTMENT OF HEALTH			20	100%	20
JUST FOR KIDS PEDIATRICS		5	15	75%	20
NEWYORK-PRESBYTERIAN/ LAWRENCE HOSPITAL LABORATORY		18	2	10%	20
ADIRONDACK MEDICAL CENTER		20			20
HOWARD BEACH URGENT CARE		20			20

COVID-19: testing by laboratory

Data through Feb 28, 2021 verified as of Mar 1, 2021 at 09:25 AM

Data in this report are provisional and subject to change.

The numbers in the table below represent the number of Florida and non-Florida residents for whom test results were received by the Department of Health. A person can be tested by more than one laboratory and can have both positive and negative results. **Therefore, the sum of the numbers in each column will be larger than the total number of people tested.**

Reporting lab	Inconclusive	Negative	Positive	Percent positive	Total
ST VINCENT'S EAST		17	2	11%	19
TEXAS DEPARTMENT OF STATE HEALTH SERVICES		3	16	84%	19
BRIDGEWAY HEALTH CLINICS INC			19	100%	19
PEDIATRIC ASSOCIATES PA		17	2	11%	19
MICHELLE S PAGE MD PA		18	1	5%	19
GOOD SAMARITAN SOCIETY OF DAYTONA		16	3	16%	19
CLERMONT ADVENTHEALTH CENTRA CARE		1	18	95%	19
FLORIDA COMMUNITY HEALTH CENTER OF ST. LUCIE		1	18	95%	19
GENTIVA HEALTH SERVICES		17	2	11%	19
GRACE WELLNESS CENTER		8	11	58%	19
ASURANCE SCIENTIFIC LABORATORIES		19			19
BAYFRONT HMA CONVENIENT CARE, LLC		2	17	89%	19
MINIMALLY INVASIVE VASCULAR INC		17	2	11%	19
COLLIER COUNTY JAIL		19			19
WILLAMETTE VALLEY TOXICOLOGY LLC		17	2	11%	19
ESOTERIX GENETIC LABORATORIES		16	3	16%	19
ALL PEDIATRIC CARE			19	100%	19
ANYLABTESTNOW		6	13	68%	19
STONE WASH CLINICAL LABORATORIES		2	17	89%	19
OCEAN REEF MEDICAL CENTER, LLC			19	100%	19
TENNESSEE DEPARTMENT OF HEALTH		14	5	26%	19
BAYVIEW MEDICAL		19			19
SONATA BOYNTON BEACH		17	2	11%	19
JACKSON NORTH MEDICAL CENTER		2	17	89%	19
OCALA OAKS REHABILITATION CENTER		13	6	32%	19
BAPTIST HEALTH URGENT CARE AT WEST BOCA		18	1	5%	19
NO NAME		8	11	58%	19
MED HEALTH SERVICES		18	1	5%	19
REGENCY SQUARE MALL - SEARS		3	16	84%	19
INTEGRATED REGIONAL LABORATORIES - LARGO			19	100%	19
COASTAL FAMILY PRACTICE		11	8	42%	19
SEVEN RIVERS REGIONAL MEDICAL CENTER		5	14	74%	19
Wesley Place on Honeysuckle		17	2	11%	19
FLORIDA HOSPITAL WINTER GARDEN		15	4	21%	19
SOUTH NASSAU COMMUNITIES HOSPITAL		15	4	21%	19
REHAB AND HEALTHCARE CENTER OF CAPE CORAL		19			19
ROYAL PALM MEDICAL GROUP, INC		19			19
WELLMED AT PLANT CITY		10	9	47%	19
NANO HEALTH ASSOCIATES LLC		19			19
ADVANCED URGENT CARE CENTER		7	12	63%	19
NEW YORK PRESBYTERIAN - ALLEN HOSPITAL		19			19
LAB INTERMARKET FACILITY LAB		1	18	95%	19
Sovereign Laboratory Services, LLC		17	2	11%	19
OHIO CVS STORES, LLC DBA		17	2	11%	19
BARTON FAMILY PRACTICE		8	11	58%	19
LOVING CARE OF THE TREASURE COAST LLC	1	13	5	26%	19
ADVENTHEALTH MEDICAL GROUP MULTISPECIALTY			19	100%	19

COVID-19: testing by laboratory

Data through Feb 28, 2021 verified as of Mar 1, 2021 at 09:25 AM

Data in this report are provisional and subject to change.

The numbers in the table below represent the number of Florida and non-Florida residents for whom test results were received by the Department of Health. A person can be tested by more than one laboratory and can have both positive and negative results. **Therefore, the sum of the numbers in each column will be larger than the total number of people tested.**

Reporting lab	Inconclusive	Negative	Positive	Percent positive	Total
WELLMED AT LAKE COPELAND		13	6	32%	19
MONROE COUNTY DETENTION CENTER			19	100%	19
TALLAHASSEE VA OPC		18	1	5%	19
MINUTECLINIC DIAGNOSTIC OF ILLINOIS L		15	3	17%	18
ASCENSION ST VINCENT'S PRIMARY CARE		1	17	94%	18
COMMUNITY HOME HEALTH CARE		18			18
Grand Villa of Deerfield Beach		16	2	11%	18
DIXIE COUNTY HEALTH DEPARTMENT		11	7	39%	18
GENERAL INTERNAL MEDICINE MEDICAL CTR CLINIC		13	5	28%	18
1 TOUCH TOTALCARE SOLUTIONS		17	1	6%	18
PALM BAY FAMILY PRACTICE		4	14	78%	18
XPRESS WELLNESS URGENT CARE			18	100%	18
UTAH DEPARTMENT OF HEALTH			18	100%	18
MARION COUNTY HEALTH DEPARTMENT		17	1	6%	18
CRANES VIEW LODGE			18	100%	18
MINUTECLINIC DIAGNOSTIC OF NORTH CAROLINA PC		15	3	17%	18
SHERMAN-ABRAMS LABORATORY INC		15	3	17%	18
OCALA CBOC		17	1	6%	18
MINUTECLINIC DIAGNOSTICS MEDICAL GROUP		17	1	6%	18
CVS NY4098030POCT NEW YORK		18			18
MINUTECLINIC DIAGNOSTIC OF TEXAS		15	3	17%	18
CENTRAL FLORIDA PEDIATRIC URGENT CARE LLC		16	2	11%	18
ORLANDO FAMILY MEDICINE		7	11	61%	18
TOTAL RENAL LABORATORIES INC		13	5	28%	18
OCEANSIDE URGENT CARE		18			18
UM MILLER SCHOOL OF MEDICINE			18	100%	18
HARLEM HOSPITAL CENTER		17	1	6%	18
GLEN OAKS URGENT CARE		17	1	6%	18
BOZEMAN HEALTH DEACONESS HOSPITAL		13	5	28%	18
MOORINGS PARK OAKSTONE AT GREY OAKS		17	1	6%	18
WALGREEN EASTERN CO, INC		18			18
TPCA CLINICAL LABORATORIES		15	3	17%	18
HARTFORD HOSPITAL ANCILLARY LAB		17	1	6%	18
CABOT RESERVE ON THE GREEN		18			18
ENCOMPASS HEALTH REHABILITATION HOSPITAL OF SARASOTA		18			18
AURORA DIAGNOSTICS		6	12	67%	18
MADISON CORE LABORATORIES		17	1	6%	18
GUARDANT HEALTH		13	5	28%	18
COMMONWEALTH OF MASSACHUSETTS			18	100%	18
OSCEOLA ALF OPERATOR, LLC DBA□		18			18
DEPT OF VA MEDICAL CENTER - BAY PINES			18	100%	18
MINUTE CLINIC DIAGNOSTIC OF VIRGINIA, LLC		18			18
BASSETTI & ASSOCIATES, MD, PA			18	100%	18
FAMILY CARE CYPRESS CREEK		1	17	94%	18
CHARLOTTE CHD PORT CHARLOTTE		14	4	22%	18
MINUTECLINIC DIAGNOSTIC OF RHODE ISLAND, LLC #590		17	1	6%	18
BAYLOR GENETICS		6	12	67%	18

COVID-19: testing by laboratory

Data through Feb 28, 2021 verified as of Mar 1, 2021 at 09:25 AM

Data in this report are provisional and subject to change.

The numbers in the table below represent the number of Florida and non-Florida residents for whom test results were received by the Department of Health. A person can be tested by more than one laboratory and can have both positive and negative results. **Therefore, the sum of the numbers in each column will be larger than the total number of people tested.**

Reporting lab	Inconclusive	Negative	Positive	Percent positive	Total
ST ELIZABETH MEDICAL CENTER LABORATORY		17	1	6%	18
MINUTECLINIC DIAGNOSTIC PA		16	2	11%	18
Z UROLOGY		18			18
MCWHORTER SCHOOL OF PHARMACY		18			18
ST. JUDES LABORATORIES		12	6	33%	18
LPG PRIMARY CARE AT SURFSIDE		17	1	6%	18
THE CANOPY AT HARPER LAKE	1		16	94%	17
DOCTORS MEDICAL CENTER OF WALTON COUNTY CLINIC			17	100%	17
SHELBY BAPTIST MEDICAL CENTER		12	5	29%	17
MEDI STATION			17	100%	17
49D2045214PHYSICIAN OFFICE WAIVER MEDEXPRESS URGENT CARE - HARRISONBU		8	9	53%	17
MASSACHUSETTS GENERAL HOSPITAL		1	16	94%	17
LAKELAND HILLS CENTER		10	7	41%	17
MARCO DRUGS AND COMPOUNDING		13	4	24%	17
URGENT CARE WEST CLINIC		14	3	18%	17
BAY COUNTY HEALTH DEPARTMENT		13	4	24%	17
Citymd Of Lacey		15	2	12%	17
HELIX DIAGNOSTICS			17	100%	17
BAYCARE HEALTH SYSTEMS, LLC			17	100%	17
URGENT TEAM		14	3	18%	17
BROOKDALE ST AUGUSTINE			17	100%	17
INN AT LAKE SEMINOLE SQUARE, THE		17			17
COAST MED URGENT CARE		16	1	6%	17
CARENOW URGENT CARE-BRENTWOOD		11	6	35%	17
GENETIC TECHNOLOGICAL INNOVATIONS			17	100%	17
BROOKDALE CROWN POINT			17	100%	17
VALLEY IMMEDIATE CARE		15	2	12%	17
PRIMARY CARE WALK IN CLINIC PLLC			17	100%	17
DIEGO FALLON MD PA		6	11	65%	17
UNIVERSITY OF ALABAMA - FUNGAL REFERENCE LABORATORY		12	5	29%	17
BAYCARE MEDICAL GROUP INC			17	100%	17
PRATTVILLE BAPTIST HOSPITAL		13	4	24%	17
WELLINGTON FAMILY PRACTICE		13	4	24%	17
UVMC MICROBIOLOGY		16	1	6%	17
JESSIE TRICE COMMUNITY HEALTH SYSTEM, INC		1	16	94%	17
MD PLUS URGENT CARE, LLC			17	100%	17
ROSS MEDICAL GROUP			17	100%	17
ADEPT INPATIENT MEDICAL SERVICES PC		17			17
Floral Health and Rehabilitation, LLC		16	1	6%	17
MINUTECLINIC #8699		13	4	24%	17
RESOLVE MOLECULAR DIAGNOSTICS		13	4	24%	17
TENDER CARE ALF		17			17
AUBURN COMMUNITY HOSPITAL		15	2	12%	17
LEE COMMUNITY HEALTHCARE - LEHIGH		16	1	6%	17
ROBERT WOOD JOHNSON UNIVERSITY HOSP		15	2	12%	17
URGENT CARE AT LONGWOOD			17	100%	17
DOCTOR TODAY TLC LLC			17	100%	17

COVID-19: testing by laboratory

Data through Feb 28, 2021 verified as of Mar 1, 2021 at 09:25 AM

Data in this report are provisional and subject to change.

The numbers in the table below represent the number of Florida and non-Florida residents for whom test results were received by the Department of Health. A person can be tested by more than one laboratory and can have both positive and negative results. **Therefore, the sum of the numbers in each column will be larger than the total number of people tested.**

Reporting lab	Inconclusive	Negative	Positive	Percent positive	Total
PBSO WEST PALM FAMILY PRACTICE		1	16	94%	17
TANVIR H SHAGAR NP		14	3	18%	17
BAY BREEZE HEALTH AND REHABILITATION CENTER		9	8	47%	17
PARRISH HEALTH CENTER		14	3	18%	17
PRIMARY CARE MEDICINE	1	13	3	18%	17
FORT WALTON BEACH DEVELOPMENTAL CENTER		16	1	6%	17
MINUTECLINIC, LLC, DBA MINUTECLINIC #5		14	3	18%	17
HEALTHCARE NOW			17	100%	17
TRINITY MEDICAL ASSOCIATES LLC			17	100%	17
URGENT CARE CLINIC OF LINCOLN		14	2	13%	16
ACCESS HEALTH CARE PHYSICIANS LLC		5	11	69%	16
STEINHATCHEE DRUGS		13	3	19%	16
LAKEWOOD RANCH MEDICAL CENTER CLINICAL LAB			16	100%	16
SOMA MEDICAL CENTER PA			16	100%	16
BVL PEDIATRICS		14	2	13%	16
SUMMERGATE PHARMACY		15	1	6%	16
PRO HEALTH FAMILY PHYSICIANS, NYSTROM		16			16
CAREHERE- LCS LEESBURG			16	100%	16
CAREATC INC BRANDON	1	14	1	6%	16
MEDICINE AT LONGWOOD		16			16
COLLEGE POINT URGENT CARE		14	2	13%	16
PROMEDICA LABORATORIES		11	5	31%	16
NORTHWEST FLORIDA ENT, PA		5	11	69%	16
ALL FLORIDA FAMILY & SPORTS MEDICINE		15	1	6%	16
ADVENT HEALTH - ZEPHYRHILLS			16	100%	16
JS HEALTHCARE INC		16			16
OKEECHOBEE HEALTHCARE FACILITY			16	100%	16
NORTHWEST FLORIDA SLEEP		1	15	94%	16
KINDRED HOSPITAL OCALA		14	2	13%	16
BONIFAY NURSING AND REHABILITATION CENTER			16	100%	16
PANAMA CITY VITAS HOSPICE		16			16
MEDEXPRESS URGENT CARE, MOON TOWNSHIP		15	1	6%	16
FAST TRACK URGENT CARE CENTER - TYRONE			16	100%	16
MINUTECLINIC MINUTECLINIC #8746		15	1	6%	16
A LILIKO'I PHARMACY LLC		15	1	6%	16
MAITLAND PRIMARY CARE		9	7	44%	16
DARDEN WELLNESS CENTER		13	3	19%	16
WEEMS MEMORIAL HOSPITAL		12	4	25%	16
CALLAWAY CLINIC		11	5	31%	16
HEALTH CENTRAL HOSPITAL			16	100%	16
CLEVELAND CLINIC FLORIDA		1	15	94%	16
STATEN ISLAND UNIVERSITY HOSPITAL		15	1	6%	16
UNIVERSITY LAB			16	100%	16
REGENEXX TAMPA BAY		14	2	13%	16
MINUTE CLINIC DIAGNOSTIC OF NEW JERSEY		16			16
MEDEXPRESS URGENT CARE LEWISBURG		15	1	6%	16
ST CATHERINE OF SIENA HOSPITAL		14	2	13%	16

COVID-19: testing by laboratory

Data through Feb 28, 2021 verified as of Mar 1, 2021 at 09:25 AM

Data in this report are provisional and subject to change.

The numbers in the table below represent the number of Florida and non-Florida residents for whom test results were received by the Department of Health. A person can be tested by more than one laboratory and can have both positive and negative results. **Therefore, the sum of the numbers in each column will be larger than the total number of people tested.**

Reporting lab	Inconclusive	Negative	Positive	Percent positive	Total
ST AUGUSTINE PLANTATION		1	15	94%	16
ELTINGVILLE CIRCLE URGENT CARE		15	1	6%	16
XERA MED RESEARCH			16	100%	16
STARLING AT NOCATEE			16	100%	16
SRMC AVALON		9	7	44%	16
MILLENNIUM PHYSICIAN GRP LLC NAPLES PINE RIDGE			16	100%	16
MINUTECLINIC DIAGNOSTIC OF PENNSYLVANI		16			16
Lab MSMC Hialeah			16	100%	16
LPG PULMONOLOGY-COCONUT POINT		13	3	19%	16
ADVENT HEALTH - KISSIMMEE		6	10	63%	16
CRUCIAL CARE		10	6	38%	16
SOMA MEDICAL CENTER # 4		2	14	88%	16
CLEVELAND CLINIC			16	100%	16
MIRIMUS INC		1	15	94%	16
INTERNAL MEDICINE ASSOCIATES & SPECIALTIES INC		15	1	6%	16
NOVANT HEALTH GOHEALTH URGENT CARE-HARRISBURG		8	8	50%	16
CARESPOT EXPRESS HEALTHCARE			16	100%	16
REOPEN DIAGNOSTICS			16	100%	16
ALBIBI		1	15	94%	16
JOSEPH MIGNOGNA		13	3	19%	16
BAPTIST MEMORIAL HEALTH CARE		14	2	13%	16
MIDNIGHT MEDICINE			16	100%	16
FLORENCE J HUNT STUDENT WELLNESS CENTER - HEALTH SERVICES (ABBOTT)		16			16
FLORIDA DEPARTMENT OF HEALTH IN HILLSBOROUGH COUNTY		1	14	93%	15
VILLAGES VA CBOC	2	11	2	13%	15
HOLLEY-NAVARRE MEDICAL CLINIC		5	10	67%	15
WALK IN URGENT CARE			15	100%	15
CLINIC OF PEDIATRICS & GI MEDICINE INC		1	14	93%	15
EAR NOSE & THROAT ASSOCIATES OF MANATEE PA		15			15
MILTON 4707		15			15
ORLANDO HEALTH		2	13	87%	15
HODGES CLUSTER		2	13	87%	15
MORTON PLANT MEASE			15	100%	15
FAMILY CARE			15	100%	15
MEDEXPRESS URGENT CARE - TIMBERLAKE		14	1	7%	15
OAKMONTE VILLAGE OF DAVIE			15	100%	15
NEWPATH DIAGNOSTICS		9	6	40%	15
MEDLAB ASSOCIATES LLC		15			15
BAYCARE MEDICAL GROUP INC			15	100%	15
TREEHOUSE PEDIATRICS & FAMILY CARE		15			15
FORT HAMILTON URGENT CARE		15			15
BLOUNT MEMORIAL HOSPITAL		13	2	13%	15
WINDSOR WOODS REHAB & HEALTHCARE CTR		14	1	7%	15
UNAVAILABLE/UNKNOWN/NO INFORMATION FOUND			15	100%	15
EXPRESS FAMILY CARE LLC			15	100%	15
ENCOMPASS HEALTH REHABILITATION HOSPITAL OF PANAMA CITY		10	5	33%	15
PATHLINE			15	100%	15

COVID-19: testing by laboratory

Data through Feb 28, 2021 verified as of Mar 1, 2021 at 09:25 AM

Data in this report are provisional and subject to change.

The numbers in the table below represent the number of Florida and non-Florida residents for whom test results were received by the Department of Health. A person can be tested by more than one laboratory and can have both positive and negative results. **Therefore, the sum of the numbers in each column will be larger than the total number of people tested.**

Reporting lab	Inconclusive	Negative	Positive	Percent positive	Total
Astoria Health and Rehab		15			15
CARE NOW, INC		11	4	27%	15
WEEMS MEDICAL CENTERS		10	5	33%	15
MC DIAGNOSTIC OF CONNECTICUT, PC #775		14	1	7%	15
BAPTIST MEDICAL CENTER EAST		11	4	27%	15
LAKE HOWARD HEIGHTS	1	12	2	13%	15
GRAND VILLA OF ORMOND BEACH		13	2	13%	15
COMMUNITY HEALTH OF SOUTH FLORIDA INC			15	100%	15
BESSENT ROAD GROUP HOME		15			15
TMH FSU RAPID LABORATORY		2	13	87%	15
STAT MEDICAL CLINIC III INC		10	5	33%	15
PALM BEACH GARDENS MEDICAL CENTER			15	100%	15
MI CASA DORADA ASSISTED LIVING FACILIT		15			15
CUSTEAD CARE CENTER HAVEN HOSPICE		12	3	20%	15
TELEVISIT MALABAR PEDIATRICS		5	10	67%	15
ST ANTHONY'S HOSP PATIENT CARE SERVICE			15	100%	15
THE PALMS PHARMACY, INC		14	1	7%	15
DIATHERIX		13	2	13%	15
MINUTECLINIC, LLC, DBA MINUTECLINIC #2544		14	1	7%	15
AJU GEORGE MD PA			15	100%	15
SINAI HOSPITAL OF BALTIMORE		15			15
MINUTECLINIC DIAGNOSTIC OF MICHIGAN PC		14	1	7%	15
MULBERRY'S MOBILE PROVIDER SERVICES LLC		1	14	93%	15
MEADOWCREST MOLECULAR DIAGNOSTICS, LLC			15	100%	15
EASTLAKE PEDIATRICS - TRINITY		15			15
FAMILY CARE CENTER OF ARLINGTON		10	5	33%	15
SOUTHEASTERN UNIVERSITY INC		14			14
NORTHWESTERN MEMORIAL HOSPITAL			14	100%	14
PULSE & REMEDY LLC			14	100%	14
UC HEALTH UNIVERSITY HOSPITAL		11	3	21%	14
ST JOSEPH HOSPITAL		13	1	7%	14
Belleair Healthcare Center		8	6	43%	14
ALASKA PUBLIC HEALTH LAB		1	13	93%	14
MEDEMERGE		13	1	7%	14
Terrace of Jacksonville			14	100%	14
METROPOLITAN CHARITIES INC		13	1	7%	14
FG RAPID RESULTS LLC		8	6	43%	14
POLK CHD BARTOW		13	1	7%	14
GRAND VILLA OF ENGLEWOOD		10	4	29%	14
PRIMARY CARE SPECIALISTS OF ORLANDO LLC		11	3	21%	14
OPIS ISLAND LAKE CENTER		13	1	7%	14
DESOTO HEALTH AND REHAB LLC		8	6	43%	14
SOUTHEASTERN LABORATORY			14	100%	14
MINUTECLINIC DIAGNOSTIC OF LOUISIANA,		13	1	7%	14
TREASURE COAST URGENT CARE			14	100%	14
BENTON HOUSE OF PORT ORANGE		8	6	43%	14
RIVERSIDE COTTAGES AT THE SHORES, LLC			14	100%	14

COVID-19: testing by laboratory

Data through Feb 28, 2021 verified as of Mar 1, 2021 at 09:25 AM

Data in this report are provisional and subject to change.

The numbers in the table below represent the number of Florida and non-Florida residents for whom test results were received by the Department of Health. A person can be tested by more than one laboratory and can have both positive and negative results. **Therefore, the sum of the numbers in each column will be larger than the total number of people tested.**

Reporting lab	Inconclusive	Negative	Positive	Percent positive	Total
LEE MEMORIAL HEALTH SYSTEM		11	3	21%	14
MEDEXPRESS URGENT CARE - ROBINSON TWP, STEUBENVILLE PIKE		12	2	14%	14
SIGMUND LABS LLC		14			14
HUDSON VALLEY HOSPITAL CENTER LABORATORY		13	1	7%	14
The Evangelical Lutheran Good Samaritan Society		14			14
MONTEFIORE ST LUKE'S CORNWALL HOSPITAL		10	4	29%	14
GRAND VILLA OF PINELLAS PARK		13	1	7%	14
TALLAHASSEE PRIMARY CARE ASSOCIATES PA		12	2	14%	14
ST CLOUD MEDICAL GROUP		12	2	14%	14
HEALTHFIRST ADVENT HEALTH CENTRA CARE COCOA BEACH			14	100%	14
EPIPHANY HEALTH		8	6	43%	14
MELBOURNE FAMILY PRACTICE		12	2	14%	14
INDIANA STATE DEPARTMENT OF HEALTH		1	13	93%	14
MINUTECLINIC DIAGNOSTIC OF TN PC #6435		14			14
Consulate Health Care of Jacksonville			14	100%	14
SANDALWOOD NURSING CENTER		14			14
VANDERBILT UNIVERSITY MEDICAL CENTER		11	3	21%	14
STEWART MELBOURNE HOSPITAL, INC	1		13	93%	14
MIAMI BEACH MEDICAL GROUP LLC			14	100%	14
HOPE HEALTHCARE		14			14
DAVITA DIALYSIS		4	10	71%	14
COASTAL DETOX		14			14
ALAN L MELOTEK MD		14			14
OPTIONS FOR SENIORS INC DBA PALM KREST MANOR		12	2	14%	14
BOCA SIMON		2	12	86%	14
HARBOR CHASE OF JACKSONVILLE			13	100%	13
PASSPORT HEALTH OF TAMPA BAY		13			13
BROOKDALE DELAND			13	100%	13
VALDOSTA FAMILY MEDICINE		1	12	92%	13
SARNO FAMILY PRACTICE		1	12	92%	13
AVALON MEDICAL WALK IN CLINIC			13	100%	13
COVANCE CENTRAL LABORATORY			13	100%	13
COMPREHENSIVE CHILDCARE ASSOCIATES		8	5	38%	13
FAMILY MEDICINE OF WESTON LLC		5	8	62%	13
VITAS HEALTHCARE CORPORATION OF FL			13	100%	13
GLENBROOKE AT PALM BAY			13	100%	13
PARROTT MEDICAL CLINIC			13	100%	13
PHELPS HOSPITAL LABORATORY		11	2	15%	13
ORCHID COVE		3	10	77%	13
WORLD WRESTLING ENTERTAINMENT			13	100%	13
SOUTHEAST FAMILY HEALTHCARE CENTER			13	100%	13
LONG ISLAND JEWISH VALLEY STREAM		12	1	8%	13
MINUTECLINIC DIAGNOSTIC OF TN, PC 374		9	4	31%	13
FLORIDA MEDICAL CLINIC IM MLK		9	4	31%	13
CVS MINUTE CLINIC DIAGNOSTIC OF TEXAS LLC		10	3	23%	13
ADVENT HEALTH - WINTER HAVEN		7	6	46%	13
CARLOS F FUSTER MD PA		13			13

COVID-19: testing by laboratory

Data through Feb 28, 2021 verified as of Mar 1, 2021 at 09:25 AM

Data in this report are provisional and subject to change.

The numbers in the table below represent the number of Florida and non-Florida residents for whom test results were received by the Department of Health. A person can be tested by more than one laboratory and can have both positive and negative results. **Therefore, the sum of the numbers in each column will be larger than the total number of people tested.**

Reporting lab	Inconclusive	Negative	Positive	Percent positive	Total
VILLA OF KINGS AND QUEENS OF DELRAY		13			13
MINUTECLINIC DIAGNOSTIC OF TN, PC 6438		11	2	15%	13
UNIVERSITY HOSPITAL UC HEALTH		9	4	31%	13
FLORIDA STATE HOSPITAL			13	100%	13
URGENT CARE USA LLC		1	12	92%	13
CORNER OAK ESTATE LLC		13			13
INTERMOUNTAIN CENTRAL LAB		1	12	92%	13
BAYA URGENT CARE LLC		1	12	92%	13
Grand Villa of Dunedin		7	6	46%	13
ADVANCED HEALTHCARE ASSOCIATES		13			13
LEE MEMORIAL HEALTH SYSTEM D/B/A LEE COMMUNITY		12	1	8%	13
ST VINCENT'S URGENT CARE		10	3	23%	13
ESCAMBIA COMMUNITY CLINIC		2	11	85%	13
BLOCK NATION CHASE		7	6	46%	13
SHELBY COUNTY HEALTH CARE CORPORATION		10	3	23%	13
BROOKLYN HOSPITAL CENTER DOWNTOWN CAMPUS		13			13
ENCOMPASS HOME HEALTH OF THE SOUTHEAST LLC		13			13
DYNAMIC DNA LAB		1	12	92%	13
FLORIDA MEDICAL CLINIC - MULTI SPECIALTY CAMPUS		4	9	69%	13
MINUTECLINIC DIAGNOSTIC OF TN PC #566		11	2	15%	13
CLINICAL LABORATORY SERVICES			13	100%	13
ORANGE REGIONAL MEDICAL CENTER LABORATORY		10	3	23%	13
A AND R RESEARCH GROUP LLC		10	3	23%	13
CORAL LANDING ASSISTED LIVING		11	2	15%	13
PARKWEST MEDICAL CENTER		11	2	15%	13
CAREATC			13	100%	13
VRL EUROFINs - HAWAII		13			13
Hackensack Umc Mountainside		12	1	8%	13
LUCID DIAGNOSTICS LABS			13	100%	13
BELLEVUE HOSPITAL CENTER DEPARTMENT		13			13
LABCORP		7	6	46%	13
IN-OFFICE LAB		12	1	8%	13
PROHEALTH CARE ASSOCIATES MOBILE		10	3	23%	13
BRYAN WHITFIELD MEMORIAL HOSPITAL		8	5	38%	13
MAINSTREET FAMILY SELECT		1	12	92%	13
NOVALIFE MEDSPA			13	100%	13
Sunnyside Care Center		13			13
MIAMI BEACH MEDICAL GROUP			13	100%	13
ARNOT OGDEN MEDICAL CENTER LABORATORY		13			13
STATCARE URGENT & WALK IN MEDICAL CARE		11	2	15%	13
TNC WALK IN CLINIC		10	3	23%	13
PREMIER LABORATORY SERVICES, LLC		5	8	62%	13
CROSS CARE CENTER			13	100%	13
ROCKLEDGE		3	10	77%	13
HORIZON MEDICAL GROUP		11	2	15%	13
EAR NOSE AND THROAT ASSOCIATES OF MANATEE, P.A.		10	3	23%	13
LEON CHD		12			12

COVID-19: testing by laboratory

Data through Feb 28, 2021 verified as of Mar 1, 2021 at 09:25 AM

Data in this report are provisional and subject to change.

The numbers in the table below represent the number of Florida and non-Florida residents for whom test results were received by the Department of Health. A person can be tested by more than one laboratory and can have both positive and negative results. **Therefore, the sum of the numbers in each column will be larger than the total number of people tested.**

Reporting lab	Inconclusive	Negative	Positive	Percent positive	Total
BAPTIST PRIMARY CARE PONTE VEDRA		6	6	50%	12
METHODIST MEDICAL CENTER		9	3	25%	12
MC DIAGNOSTIC OF CONNECTICUT PC #459		12			12
HAVEN HOSPICE			12	100%	12
MULBERRY CARE CENTER		7	5	42%	12
ORMOND MEDICAL ARTS		3	9	75%	12
WELLMED AT PORT ST LUCIE WEST		8	4	33%	12
BROOKDALE CITRUS			12	100%	12
MED TECH SERVICES OF PALM BEACH INC		12			12
GLEN OAKS HEALTH AND REHABILITATION CENTER			12	100%	12
IREPERTOIRE_MOL_LAB		12			12
FLORIDA DEPT OF HEALTH		4	8	67%	12
COLLIER COUNTY HEALTH DEPT.		7	5	42%	12
NAPLES GREEN VILLAGE		12			12
ADVENTHEALTH MEDICAL GROUP		9	3	25%	12
INNOVATIVE RESEARCH OF WEST FLORIDA		9	3	25%	12
UNIVERSITY OF MIAMI MILLER SCHOOL			12	100%	12
MIRACLE ALF INC		12			12
MINUTECLINIC DIAGNOSTIC OF NORTH		11	1	8%	12
YORKVILLE PEDIATRIC URGENT CARE		12			12
YUSRA MEDICAL ASSOCIATES PA		9	3	25%	12
PT&J REHAB - VILLAGE OF ROYAL PALM BEACH		12			12
LAB UNKNOWN		1	11	92%	12
BAPTIST HEALTH			12	100%	12
GRAND VILLA OF DEL RAY WEST		11	1	8%	12
TLC FAMILY CARE HOME INC		12			12
SURGERY CENTER OF CORAL GABLES LLC,THE		10	2	17%	12
TMH PHYSICIAN PARTNERS - MONTICELLO		10	2	17%	12
FHCP-PORT ORANGE		3	9	75%	12
MED LABS DIAGNOSTICS		7	5	42%	12
SUMMIT ATLANTIC SURGERY CENTER		12			12
XPRESS URGENT CARE- PORT ST. LUCIE		4	8	67%	12
ST PETER'S UNIVERSITY HOSPITAL		9	3	25%	12
WACO HHSSURGEWACO	1	10	1	8%	12
MI2297090CV HOLLAND-23D2189684		12			12
LIFE CARE OF PORT SAINT LUCIE		3	9	75%	12
BERGEN NEW BRIDGE M		11	1	8%	12
PANCARE HEALTH - WEWA ELEMENTARY			12	100%	12
ADVENTHEALTH MEDICAL GROUP CARE CLINIC AT		8	4	33%	12
VERITAS RESEARCH CORP			12	100%	12
MERIDIAN AT WATERWAYS, THE		10	2	17%	12
SOMA MEDICAL CENTER, P.A.			12	100%	12
AVENTURA HOSPITAL AND MEDICAL CENTER			12	100%	12
NORTHERN WESTCHESTER HOSPITAL LABORATORY		10	2	17%	12
MERCY MEDICAL CENTER		5	7	58%	12
BAYFRONT MEDICAL			12	100%	12
NATIONAL GENETICS INST LABCORP		4	8	67%	12

COVID-19: testing by laboratory

Data through Feb 28, 2021 verified as of Mar 1, 2021 at 09:25 AM

Data in this report are provisional and subject to change.

The numbers in the table below represent the number of Florida and non-Florida residents for whom test results were received by the Department of Health. A person can be tested by more than one laboratory and can have both positive and negative results. **Therefore, the sum of the numbers in each column will be larger than the total number of people tested.**

Reporting lab	Inconclusive	Negative	Positive	Percent positive	Total
WALGREEN		4	8	67%	12
ADVENTHEALTH MEDICAL GROUP PEDIATRICS AT		2	10	83%	12
BROWARD DIALYSIS			12	100%	12
MEDEXPRESS URGENT CARE - SEMINOLE SQUA		10	2	17%	12
MADISON COUNTY HEALTH DEPARTMENT		5	7	58%	12
LONGWOOD CARDIOLOGY			12	100%	12
GRAND VILLA OF BOYNTON BEACH		11	1	8%	12
APPLE DIAGNOSTICS LAB		5	7	58%	12
FAMILY MEDICINE AT LONGWOOD			12	100%	12
CARENOW URGENT CARE-WEST END		7	5	42%	12
THE VILLAGES HEALTH		7	5	42%	12
EXPRESS CARE OF TAMPA BAY LLC		2	10	83%	12
LEE PHYSICIAN GROUP		11	1	8%	12
Lady Lake Specialty Care			12	100%	12
GEORGE W FERGUSON MD-CONCIERGE MEDICAL SERVICES PL		11	1	8%	12
WOODLAND TOWERS		6	6	50%	12
MINUTECLINIC DIAGNOSTIC OF TN, PC 4992		12			12
SARASOTA - ROBERT L TAYLOR COMMUNITY CENTER		1	11	92%	12
CVS MINUTE CLINIC, LLC		10	2	17%	12
FLORIDA PRESBYTERIAN HOMES INC		11	1	8%	12
BIG BEND HOSPICE INC		12			12
OHIO STATE UNIVERSITY MEDICAL CENTER			12	100%	12
GNT ASSOCIATES		11	1	8%	12
MEDEXPRESS URGENT CARE-ALTOONA		10	2	17%	12
ST VINCENTS AMBULATORY CARE INC DBA		9	3	25%	12
CVS TN5639POCT FARRAGUT		10	2	17%	12
SUWANNEE COUNTY JAIL		11	1	8%	12
ACADIAN DIAGNOSTIC LABORATORIES		8	4	33%	12
MC DIAGNOSTIC OF CONNECTICUT, PC #1960		12			12
THE PLAZA AT PARKSQUARE		12			12
GRAND VILLA OF LARGO		9	2	18%	11
CARINGTON MANOR		11			11
LEHIGH VALLEY HOSPITAL		3	8	73%	11
LIFE'S SPECIAL MOMENTS INC		11			11
MINUTECLINIC, LLC #4230		9	2	18%	11
TELEVISIT PALM BAY FAMILY PRACTICE		9	2	18%	11
MHHS All Lab Subsection		11			11
DMH STEINHATCHEE FAMILY MEDICINE		8	3	27%	11
SAMARITAN MEDICAL CENTER		11			11
CITY OF CLEARWATER EMPLOYEE HEALTH CENTER		3	8	73%	11
CARROLL GARDENS URGENT CARE		11			11
GADSDEN REGIONAL MEDICAL CENTER		11			11
WELLMED AT SOUTH PARSONS		9	2	18%	11
St Joseph's Hospital & Medical Center		10	1	9%	11
MEDEXPRESS URGENT CARE- MARYLAND		10	1	9%	11
CVS NC3516POCT WINSTON SALEM		9	2	18%	11
SEBRING PEDIATRICS LLC			11	100%	11

COVID-19: testing by laboratory

Data through Feb 28, 2021 verified as of Mar 1, 2021 at 09:25 AM

Data in this report are provisional and subject to change.

The numbers in the table below represent the number of Florida and non-Florida residents for whom test results were received by the Department of Health. A person can be tested by more than one laboratory and can have both positive and negative results. **Therefore, the sum of the numbers in each column will be larger than the total number of people tested.**

Reporting lab	Inconclusive	Negative	Positive	Percent positive	Total
MEYER PEDIATRICS CHTD		11			11
WINTER PARK CARE AND REHABILITATION			11	100%	11
PRIMECARE AT PORT ORANGE			11	100%	11
BRONSON FIRE DEPARTMENT		11			11
Solaris Healthcare Pensacola			11	100%	11
UNIVERSITY CENTRA CARE		10	1	9%	11
PALM BEACH PATHOLOGY		9	2	18%	11
REDMED CLINIC OF ARLINGTON		10	1	9%	11
ALCOVE ASSISTED LIVING FACILITY		11			11
ILLINOIS DEPT OF PUBLIC HEALTH LAB - SPRINGFIELD			11	100%	11
MOUNT DORA PEDIATRICS		9	2	18%	11
JOHN W NORRIS III MD PA	1		10	91%	11
GENESIS		7	4	36%	11
BIOTECH CLINICAL LABORATORIES, INC.		1	10	91%	11
UMHC/SYLVESTER AT KENDALL		1	10	91%	11
PRIMECARE ACQUISITION FAMILY PRACTICE INC		11			11
BREVARD HEALTH ALLIANCE INC		10	1	9%	11
FAMILY PRACTICE ON THE GO		6	5	45%	11
FAMILY MEDICINE AT HUNTERS CREEK		11			11
AZALEA HEALTH		2	9	82%	11
MEDICAL PAVILION CLINIC		2	9	82%	11
HUNTINGTON URGENT CARE		10	1	9%	11
ADVENTIST HEALTH SYSTEM FLORIDA DEPT OF HEALTH		7	4	36%	11
ORLANDO ORTHOPAEDIC OUTPATIENT SURGERY CENTER LLC		8	3	27%	11
TROPICANA		5	6	55%	11
MINUTE CLINIC		1	10	91%	11
CARE FAST MURABELLA		7	4	36%	11
STATCARE URGENT AND WALK-IN MEDICAL CA		10	1	9%	11
NORTH OKALOOSA PHYSICIAN GROUP		10	1	9%	11
WATSON HEALTHCARE		8	3	27%	11
GAMMA DIAGNOSTIC LAB LLC			11	100%	11
Rosewood Healthcare and Rehabilitation Center		5	6	55%	11
45TH 1		11			11
SEMORAN FAMILY HEALTH LLC		10	1	9%	11
MONTEFIORE MEDICAL CENTER LABORATORIES - WEILER		7	4	36%	11
NIGHT LITE PEDIATRICS CENTER, LLC		1	10	91%	11
CVS MINUTE CLINIC DIAGNOSTIC PA		9	2	18%	11
CULINARY INSTITUTE OF AMERICA STUDENT	3	8			11
WANTAGH URGENT CARE		8	3	27%	11
Lehigh Acres Health and Rehabilitation			11	100%	11
SENIOR HOME CARE INC		11			11
MORTON PLANT NORTH BAY HOSPITAL			11	100%	11
St. Annes Nursing Center, St. Annes Residence, Inc.		11			11
VIRTUA WEST JERSEY HOSPITAL VOORHEES		9	2	18%	11
FLORIDA HOSPITAL PHYSICIAN GROUP		3	8	73%	11
PINELLAS COUNTY HEALTH DEPARTMENT		2	9	82%	11
MINUTECLINIC DIAGNOSTIC OF TN PC #320		10	1	9%	11

COVID-19: testing by laboratory

Data through Feb 28, 2021 verified as of Mar 1, 2021 at 09:25 AM

Data in this report are provisional and subject to change.

The numbers in the table below represent the number of Florida and non-Florida residents for whom test results were received by the Department of Health. A person can be tested by more than one laboratory and can have both positive and negative results. **Therefore, the sum of the numbers in each column will be larger than the total number of people tested.**

Reporting lab	Inconclusive	Negative	Positive	Percent positive	Total
AIM LABORATORIES			11	100%	11
RIVERSIDE MEDICAL GROUP		10	1	9%	11
IGENEX INC		11			11
RUSSELL MEDICAL CENTER		10	1	9%	11
CARLOS PORTU MD, PLLC			11	100%	11
THE TERRACE OF SAINT CLOUD		9	2	18%	11
FIRST CHOICE PEDIATRICS WINTER SPRINGS		10	1	9%	11
ELITE HOME HEALTH SERVICES		11			11
MEDEXPRESS URGENT CARE - MONROE		11			11
MEDICAL CENTER AFFILIATES WEST PALM			11	100%	11
METHODIST HOSPITAL			10	100%	10
MOLECULAR PATHOLOGY LABORATORY			10	100%	10
JOHNS HOPKINS MEDICAL LABORATORIES		1	9	90%	10
ONEIDA HEALTHCARE CENTER		8	2	20%	10
EMERALD COAST HOSPICE - CRESTVIEW		10			10
VASCONCELLO COHEN MD PA		9	1	10%	10
VITALANT		1	9	90%	10
HNL LAB MEDICINE		7	3	30%	10
MEDEXPRESS URGENT CARE - PANTOPS		9	1	10%	10
CBC LAB		3	7	70%	10
Westchester General Hospital			10	100%	10
LAKE NONA MEDICAL SERVICES		3	7	70%	10
COMMUNITY HEALTH CENTER		2	8	80%	10
Hialeah Nursing And Rehabilitation Center		6	4	40%	10
MEDEX REGIONAL LABORATORIES LLC		1	9	90%	10
ASSOCIATES MD CYPRESS CREEK			10	100%	10
PHYSICIANS REGIONAL MEDICAL CTR - COLLIER BLVD			10	100%	10
PERSONAL PEDIATRICS PA		7	3	30%	10
BAYONET POINT HOSPITAL			10	100%	10
KIDSWOOD PEDIATRICS CORP		3	7	70%	10
OCCUPATIONAL HEALTH CENTERS OF THE SOUTHWEST PA		9	1	10%	10
FLEMING ISLAND CENTER FOR CLINICAL RESEARCH		10			10
URGENT CARE & FAMILY PRACTICE CENTER			10	100%	10
RHODE ISLAND DEPARTMENT OF HEALTH			10	100%	10
FLORIDA DEPARTMENT OF HEALTH WASHINGTON COUNTY		5	5	50%	10
NEW JERSEY DEPARTMENT OF HEALTH COMMUNICABLE DISEASE SERVICE		3	7	70%	10
DES PLAINES CLINICAL LAB		3	7	70%	10
BAYFRONT FAMILY HEALTH CENTER			10	100%	10
HCR MANORCARE		10			10
MAINSTREET FAMILY CARE			10	100%	10
CONSULATE HEALTH CARE OF PENSACOLA			10	100%	10
BELLE GLADES HEALTH CLINIC			10	100%	10
FRUITVILLE URGENT CARE			10	100%	10
URGENT CARE CENTER AT PINNACLE		4	6	60%	10
SAVANNAH MANOR ASSISTED LIVING COMMUNITY			10	100%	10
MINUTECLINIC DIAGNOSTIC OF PA, LLC (1036)		8	2	20%	10
KIDSVILLE PEDIATRICS			10	100%	10

COVID-19: testing by laboratory

Data through Feb 28, 2021 verified as of Mar 1, 2021 at 09:25 AM

Data in this report are provisional and subject to change.

The numbers in the table below represent the number of Florida and non-Florida residents for whom test results were received by the Department of Health. A person can be tested by more than one laboratory and can have both positive and negative results. **Therefore, the sum of the numbers in each column will be larger than the total number of people tested.**

Reporting lab	Inconclusive	Negative	Positive	Percent positive	Total
MISSOURI DEPARTMENT OF HEALTH AND SENIOR SERVICES			10	100%	10
ESTATES MEDICAL CENTER INC			10	100%	10
KIMBERLY J HENDERSON MD PC		9	1	10%	10
BRIDGE DIAGNOSTICS			10	100%	10
BROWARD HEALTH CARE			10	100%	10
STATEN ISLAND UNIVERSITY HOSPITAL SEGUINE AVE		9	1	10%	10
RICHMOND UNIVERSITY MEDICAL CENTER		8	2	20%	10
CVA MINUTE CLINIC DIAGNOSTIC OF VIRGINIA, LLC		10			10
CVS NC187POCT CHARLOTTE		10			10
NORTON HEALTHCARE			10	100%	10
MEDEXPRESS URGENT CARE PARKERSBURG		8	2	20%	10
MOSOLF PEDIATRICS			10	100%	10
ACCESS PHARMACY		10			10
HIGH TOWER ALF LLC		9	1	10%	10
PBC PREMIER FAMILY HEALTH			10	100%	10
RIVERWOOD CENTER,THE			10	100%	10
MAIMONIDES MEDICAL CENTER		7	3	30%	10
URGENT CARE OF NEW YORK		10			10
CROSSROADS URGENT CARE, PLLC		10			10
AVALON FAMILY RESORT ASSISTED LIVING LLC		10			10
MEDEXPRESS URGENT CARE - LAFAYETTE		9	1	10%	10
MC DIAGNOSTIC OF CONNECTICUT, PC # 257		9	1	10%	10
NOT INDICATED		1	9	90%	10
CORONA PATHOLOGY		10			10
Maury Regional Hospital		6	4	40%	10
PANCARE HEALTH - VERNON ELEMENTARY			10	100%	10
MINUTECLINIC DIAGNOSTIC OF RHODE ISLAND		7	3	30%	10
VENICE GREEN VILLAGE		3	7	70%	10
CREATIVE TESTING SOLUTIONS		3	7	70%	10
PRORENATA LABS		2	8	80%	10
VETERNANS ADMINISTRATION			10	100%	10
PPD - IXLAYER		9	1	10%	10
ACCESS HOME HEALTH OF FLORIDA LLC		10			10
NIGHT OWL PEDIATRICS URGENT CARE			10	100%	10
MINUTE CLINIC LLC #5733		10			10
APPALACHIAN REGIONAL HEALTHCARE SYSTEM		10			10
MEDICAL LABORATORY DIAGNOSTICS			10	100%	10
MEDEXPRESS URGENT CARE-KATY		7	3	30%	10
BEAUMONT LABORATORY			10	100%	10
TENNESSEE DEPARTMENT OF HEALTH (TDH) - CENTRAL LABORATORY		2	8	80%	10
BOCA RATON REGIONAL HOSPITAL LAB			10	100%	10
CVS MINUTE CLINIC DIAGNOSTIC MED GRP OF CA		10			10
HEALTH NETWORK LABORATORIES		6	4	40%	10
PLYMOUTH HARBOR INCORPORATED		9	1	10%	10
ARBORS OF GULF BREEZE, THE		8	2	20%	10
CVS MINUTE CLINIC DIAGNOSTIC OF WISCONSIN		10			10
ISLAND COAST PEDIATRICS IN-HOUSE LAB		10			10

COVID-19: testing by laboratory

Data through Feb 28, 2021 verified as of Mar 1, 2021 at 09:25 AM

Data in this report are provisional and subject to change.

The numbers in the table below represent the number of Florida and non-Florida residents for whom test results were received by the Department of Health. A person can be tested by more than one laboratory and can have both positive and negative results. **Therefore, the sum of the numbers in each column will be larger than the total number of people tested.**

Reporting lab	Inconclusive	Negative	Positive	Percent positive	Total
RED MOUNTAIN DIAGNOSTICS		10			10
MEDEXPRESS URGENT CARE - WINCHESTER GATEWAY		8	2	20%	10
MEDEXPRESS URGENT CARE CHARLESTON		6	4	40%	10
DOC PAM PA		9	1	10%	10
MEDEXPRESS URGENT CARE - SALEM		6	4	40%	10
SOMA MEDICAL CENTER, PA #4 FLORIDA MANGO			10	100%	10
ADVENTIST HEALTH SYSTEM		9	1	10%	10
MEDLABS DIAGNOSTICS		8	2	20%	10
AMBRY GENETICS CORPORATION		10			10
CARENOW URGENT CARE - EAST NASHVILLE		8	2	20%	10
PHASE2 LABS	2	6	2	20%	10
MINUTECLINIC DIAGNOSTIC OF NEW MEXICO		10			10
LAKE BALDWIN CBOC		9	1	10%	10
ALABAMA DEPARTMENT OF PUBLIC HEALTH		1	9	90%	10
MINUTECLINIC DIAGNOSTIC OF TN PC #6415		9	1	10%	10
SUPERIOR RESIDENCES OF CLERMONT		2	8	80%	10
LUXOR SCIENTIFIC LLC		1	9	90%	10
BROOKDALE PANAMA CITY		9	1	10%	10
MEDEXPRESS URGENT CARE - CHRISTIANBURG		7	3	30%	10
RPC@HODGES		2	8	80%	10
MONROE COUNTY HOSPITAL		7	3	30%	10
ASHRAF MEDICAL GROUP PLLC DBA PULSE M		9	1	10%	10
OPTIMAL CARE PEDIATRICS			10	100%	10
AMERICAN HOUSE FORT MYERS		10			10
WINDSOR OF GAINESVILLE		9			9
PEDIATRIC HEALTH CARE ALLIANCE			9	100%	9
NIGHT LITE PEDIATRICS CENTER		1	8	89%	9
ST JUDE LABORATORIES		7	2	22%	9
NEW HAMPSHIRE DEPARTMENT OF HEALTH AND HUMAN SERVICES		3	6	67%	9
CVS NC7047POCT DURHAM		9			9
CVS MINUTE CLINIC DIAGNOSTIC OF TN #6044		8	1	11%	9
NEMOURS CHILDREN'S PRIMARY CARE VERO BEACH			9	100%	9
NORTHWEST FLORIDA COMMUNITY HOSPITAL LABORATORY		8	1	11%	9
REMISE OCCUPATIONAL HEALTH SOLUTIONS INC			9	100%	9
FAMILY HEALTH CENTER AT PORT ST JOHN		4	5	56%	9
CHILDREN'S HEALTHCARE OF ATLANTA/EGLESTON		9			9
GULF COAST MEDICAL GROUP		2	7	78%	9
ORLANDO ORTHOPAEDIC OUTPATIENT SURGERY CENTER		5	4	44%	9
WINDSOR OF SAN PABLO, THE		6	3	33%	9
NORTHSHORE UNIVERSITY HEALTHSYSTEM EVANSTON HOSPITAL LAB			9	100%	9
MINUTECLINIC DIAGNOSTIC OF OKLAHOMA		7	2	22%	9
ROSEMONT GARDENS INC		9			9
CLAYMED OF NORTH FLORIDA			9	100%	9
WADSWORTH CENTER - DAVID AXELROD INSTITUTE		8	1	11%	9
ORLANDO MEDICAL CENTER PL		1	8	89%	9
CARENOW URGENT CARE-MT JULIET		8	1	11%	9
MINUTECLINIC DIAGNOSTIC OF TN PC #6363		8	1	11%	9

COVID-19: testing by laboratory

Data through Feb 28, 2021 verified as of Mar 1, 2021 at 09:25 AM

Data in this report are provisional and subject to change.

The numbers in the table below represent the number of Florida and non-Florida residents for whom test results were received by the Department of Health. A person can be tested by more than one laboratory and can have both positive and negative results. **Therefore, the sum of the numbers in each column will be larger than the total number of people tested.**

Reporting lab	Inconclusive	Negative	Positive	Percent positive	Total
CVS PHARMACY NO 274		9			9
Signature Healthcare of Ormond		9			9
CVS MO8590POCT KANSAS CITY		5	4	44%	9
MINUTECLINIC, LLC, #4160		6	3	33%	9
WESTCHESTER GENERAL HOSPITAL BLOOD GAS LAB			9	100%	9
SAMARITAN HOSPITAL LABORATORY		8	1	11%	9
CLEVELAND TENNESSEE HOSPITAL COMPANY		8	1	11%	9
BAPTIST PEDIATRICS		6	3	33%	9
ASSOCIATES IN MEDICINE		7	2	22%	9
INSPIRED LIVING AT PALM BAY		7	2	22%	9
CARENOW URGENT CARE-HERMITAGE		5	4	44%	9
LAKEVIEW HEALTH SYSTEMS			9	100%	9
LAKE NONA MEDICAL SERVICE LLC		9			9
COLLIER HMA PHYSICIAN MANAGEMENT, LLC		1	8	89%	9
ENCOMPASS HOME HEALTH OF THE SOUTHEAST LLC		9			9
PALM BAY URGENT CARE PL		1	8	89%	9
BROWNE MEDICAL		7	2	22%	9
CVS MINUTE CLINIC DIAGNOSTIC OF TEXAS, LLC		9			9
Casa Mora Rehabilitation & Extended Care		9			9
CITY OF OCALA EMPLOYEE HEALTH AND WELLNESS CENTER		7	2	22%	9
HAWTHORNE INN OF LAKELAND		9			9
VILLAGE PLACE HEALTH AND REHAB		9			9
PEACHTREE IMMEDIATE CARE			9	100%	9
CVS NY491POCT JACKSON HEIGHTS		9			9
CVS HEALTH, #3396		9			9
WESTPAC LABS INC	1		8	89%	9
MICHIGAN DEPARTMENT OF COMMUNITY HEALTH		1	8	89%	9
MEDEXPRESS URGENT CARE - BENTON HARBOR		9			9
RIVERVIEW REGIONAL MEDICAL CENTER		7	2	22%	9
MINUTECLINIC DIAGNOSTIC OF MINNESOTA		9			9
GCPM MANUAL MICROBIOLOGY		1	8	89%	9
RICH STREET GROUP HOME		2	7	78%	9
MAGNOLIA MANOR			9	100%	9
ANY LAB TEST NOW INC			9	100%	9
OUR HOME AT BEACON HILL			9	100%	9
LOREY ALF		9			9
FAMILY PRACTICE OF DAVIE INC			9	100%	9
OPTUM SILVER LAKES			9	100%	9
Manor Care of Dunedin		6	3	33%	9
AFC URGENT CARE - CEDAR GROVE		9			9
MOBILE RESPONSE DIAGNOSTICS LLC		8	1	11%	9
MEDEXPRESS URGENT CARE MONACA		9			9
OMNI			9	100%	9
NATURE COAST REGIONAL MEDICAL CENTER			9	100%	9
MINUTECLINIC, LLC, DBA MINUTECLINIC #6106		7	2	22%	9
MINUTE CLINIC DIAGNOSTIC OF SC, LLC #42		8	1	11%	9
UNIVERSITY MEDICAL CENTER		8	1	11%	9

COVID-19: testing by laboratory

Data through Feb 28, 2021 verified as of Mar 1, 2021 at 09:25 AM

Data in this report are provisional and subject to change.

The numbers in the table below represent the number of Florida and non-Florida residents for whom test results were received by the Department of Health. A person can be tested by more than one laboratory and can have both positive and negative results. **Therefore, the sum of the numbers in each column will be larger than the total number of people tested.**

Reporting lab	Inconclusive	Negative	Positive	Percent positive	Total
ADVENT HEALTH - FOUR CORNERS ER		8	1	11%	9
CHILDREN'S HEALTH CENTER INC.		7	2	22%	9
PRIME MEDICAL CARE, LLC		9			9
THE MARY IMOGENE BASSETT HOSPITAL		9			9
DELRAY BEACH FACIAL PLASTIC SURGERY		9			9
CITY OF NAPLES FIRE RESCUE		7	2	22%	9
ORLANDO HEALTH PHYSICIAN ASSOCIATES		4	5	56%	9
CHEMISYS LABORATORIES		1	8	89%	9
GLADES COUNTY DETENTION CENTER			9	100%	9
ROSECASTLE			9	100%	9
Consulate Health Care of Brandon		7	2	22%	9
LABORATORY MEDICINE CONSULTANTS-LMC PA		9			9
UCARE			9	100%	9
PRECISION GENETICS			9	100%	9
BUENA VIDA ESTATES			9	100%	9
CVS MINUTE CLINIC DIAGNOSTIC		8	1	11%	9
EMERGENCY MEDICAL CENTER		3	6	67%	9
FOX FAMILY PRACTICE		9			9
BERRYHILL MANOR		9			9
ORANGE PARK PEDIATRIC ASSOCIATES		1	8	89%	9
FLORIDA MENTOR		7	2	22%	9
PATEL MEDICAL VENTURES		8	1	11%	9
BAYFRONT HEALTH ST PETERSBURG		8	1	11%	9
COLLIER BLVD HMA PHYSICIAN MANAGEMENT,, LLC			9	100%	9
MINUTE CLINIC LLC #1448		8	1	11%	9
FLORIDA MEDICAL CL ODOM TPA		4	5	56%	9
BRENNITY AT VERO BEACH, THE			9	100%	9
ALACHUA			9	100%	9
MIDMICHIGAN MEDICAL CENTER			9	100%	9
PINELLAS PARK FIRE DEPARTMENT		9			9
MINUTECLINIC, LLC #4682		5	4	44%	9
HEALTH MED HOME CARE, LLC		9			9
FOUNTAINVIEW BY FIVE STAR QUALITY CARE		7	1	13%	8
MINUTECLINIC INCORPORATE, LLC		6	2	25%	8
SEA LEVEL LABS			8	100%	8
MINUTE-CLINIC DIAGNOSTIC OF VIRGINIA		7	1	13%	8
MINUTECLINIC, LLC, MINUTECLINIC #7637		6	2	25%	8
ATLANTIC CONSOLIDATED LABORATORY		8			8
MINUTECLINIC DIAGNOSTIC OF NEW JERSEY, LLC # 7069		8			8
MEDEXPRESS URGENT CARE, BUTLER		5	3	38%	8
MEDEXPRESS URGENT CARE - SWANSEA, N ILLINOIS ST		7	1	13%	8
FHCP-ORANGE CITY			8	100%	8
ARTHREX MEDICAL CENTER EAST		4	4	50%	8
ST VINCENT'S ST CLAIR		5	3	38%	8
MINUTECLINIC, LLC #244		7	1	13%	8
LAB UNKNOWN		6	2	25%	8
DR PHILLIPS MEDICAL WELLNESS CENTER		8			8

COVID-19: testing by laboratory

Data through Feb 28, 2021 verified as of Mar 1, 2021 at 09:25 AM

Data in this report are provisional and subject to change.

The numbers in the table below represent the number of Florida and non-Florida residents for whom test results were received by the Department of Health. A person can be tested by more than one laboratory and can have both positive and negative results. **Therefore, the sum of the numbers in each column will be larger than the total number of people tested.**

Reporting lab	Inconclusive	Negative	Positive	Percent positive	Total
DOCTOR'S IN HOUSE LAB			8	100%	8
PACIFICA SUNRISE☐			8	100%	8
ST CHARLES HOSPITAL LABORATORY		8			8
VETERANS AFFAIRS MEDICAL CENTER - OUTPATIENT			8	100%	8
PALM BEACH CDH - DELRAY BEACH			8	100%	8
CARE ATC - CITY OF BOYNTON BEACH	1	2	5	63%	8
CVS HEALTH MINUTE CLINIC		1	7	88%	8
LIFELINK TISSUE BANK D/B/A LIFELINK TISSUE BANK		7	1	13%	8
LANE PEDIATRICS PA			8	100%	8
Avalon Healthcare and Rehabilitation Center			8	100%	8
LEE COMMUNITY HEALTHCARE INC CAPE CORAL		8			8
MINUTECLINIC, LLC #1470		8			8
MINUTE CLINIC DIAGNOSTIC OF SOUTH CAROLINA		6	2	25%	8
SURGOINSVILLE PHARMACY		8			8
ADVENT HEALTH MEDICAL GROUP FAMILY AND INTERNAL MEDICINE AT AVALON PAR		7	1	13%	8
MINUTECLINIC DIAGNOSTIC OF TN PC #386		7	1	13%	8
LAKELAND REGIONAL HEALTH GRASSLANDS		7	1	13%	8
MONTEFIORE MEDICAL CENTER LABORATORIES - NORTH		8			8
ALACHUA COUNTY HEALTH DEPARTMENT		1	7	88%	8
X-GENE MOLECULAR LABS		1	7	88%	8
MINUTECLINIC DIAGNOSTIC OF SC, LLC #2		7	1	13%	8
EXECUTIVE MEDICAL SERVICES		8			8
MID-HUDSON VALLEY DIVISION OF WESTCHESTER MEDICAL		8			8
ST. JOSEPH HOSPITAL AND HEALTH CARE INC.			8	100%	8
FHPG_EXP CARE W HILLSBOROUGH			8	100%	8
ALLINA HEALTH - ABBOTT NORTHWESTERN HOSPITAL		5	3	38%	8
FLORIDA HOSPITAL WINTER PARK		7	1	13%	8
FLORIDA HEART AND VASCULAR MULTISPECIALTY GROUP		8			8
WHITE SANDS OUTPATIENT SERVICES (WSOP SERVICES LLC		8			8
HEALTHMARK REGIONAL HOSPITAL LAB		4	4	50%	8
VAIL VALLEY MEDICAL CENTER			8	100%	8
MEDEXPRESS URGENT CARE-LATROBE		8			8
West Gate Village, LLC		8			8
CIGNA ONSITE HEALTH LLC		2	6	75%	8
MEDEXPRESS URGENT CARE - FORT WORTH S		7	1	13%	8
MINUTECLINIC LLC (1435)		7	1	13%	8
HEALTHPARK MEDICAL CTR NURSING SVC		8			8
MONTEFIORE NYACK HOSPITAL AFFILIATED LABORATORY		8			8
TRUE HEALTH		5	3	38%	8
GENE STREET LABORATORIES, LLC		6	2	25%	8
CVS MINUTE CLINIC DIAGNOSTIC PA #3060		7	1	13%	8
ARCHBOLD MEMORIAL HOSPITAL/LAB		3	5	63%	8
ABC PEDIATRICS OF PORT ST LUCIE		8			8
IU HEALTH PATHOLOGY		1	7	88%	8
WALK-IN MEDICAL CARE			8	100%	8
MINUTECLINIC DIAGNOSTIC OF TN PC #242		5	3	38%	8
JX REF LAB			8	100%	8

COVID-19: testing by laboratory

Data through Feb 28, 2021 verified as of Mar 1, 2021 at 09:25 AM

Data in this report are provisional and subject to change.

The numbers in the table below represent the number of Florida and non-Florida residents for whom test results were received by the Department of Health. A person can be tested by more than one laboratory and can have both positive and negative results. **Therefore, the sum of the numbers in each column will be larger than the total number of people tested.**

Reporting lab	Inconclusive	Negative	Positive	Percent positive	Total
LEMOYNE COLLEGE WELLNESS CENTER FOR		8			8
DOTHAN PEDIATRIC CLINIC			8	100%	8
GRAND AVE PHARMACY		1	7	88%	8
KEY TRAINING CENTER			8	100%	8
MINUTECLINIC DIAGNOSTIC OF TN PC #5671		5	3	38%	8
KEY WEST URGENT CARE, INC		3	5	63%	8
JOHN T MATHER MEMORIAL HOSPITAL LABORATORY		7	1	13%	8
MAGNOLIA PEDIATRICS GROUP LLC			8	100%	8
ANYLABTEST NOW		2	6	75%	8
WATERFORD AT CREEKSIDE, THE			8	100%	8
BENSONHURST URGENT CARE		8			8
CVS NC2357POCT HUNTERSVILLE		7	1	13%	8
SYLVESTER AT PLANTATION LABORATORY		7	1	13%	8
PENSACOLA CLUSTER			8	100%	8
BAPTIST OUTPATIENT			8	100%	8
ILLINOIS DEPARTMENT OF PUBLIC HEALTH			8	100%	8
Fouraker Hills Rehab and Nursing			8	100%	8
CVS MINUTE CLINIC DIAGNOSTIC OF NEW JERSEY		8			8
CLEARWATER PEDIATRIC CARE		1	7	88%	8
VIGILINT HEALTHCARE		5	3	38%	8
GENEUS DIAGNOSTICS			8	100%	8
DORAL URGENT CARE			8	100%	8
Nashville Central Laboratory		8			8
NORTHSIDE HOSPITAL		2	6	75%	8
MEDEXPRESS URGENT CARE - BEECH GROVE		7	1	13%	8
UNIVERSITY HOSPITALS OF CLEVELAND		4	4	50%	8
JACKSON CLINIC PA,THE		4	4	50%	8
ADVANCED RESEARCH FOR HEALTH IMPROVEMENT		6	2	25%	8
DOH JACKSONVILLE CENTRAL LABORATORY		3	5	63%	8
HOLY NAME MEDICAL CENTER	1	6	1	13%	8
ALBION COLLEGE (ABBOTT)		8			8
OKLAHOMA STATE DEPARTMENT OF HEALTH-PUBLIC HEALTH LABORATORY			8	100%	8
INTERNAL MEDICINE ASSOCIATES OF JACKSON HOSPITAL			8	100%	8
CVS MINUTE CLINIC DIAGNOSTIC OF VIRGINIA		8			8
MEDEXPRESS URGENT CARE - WASHINGTON		6	2	25%	8
WELLIGENT		1	7	88%	8
DOH-TAMPA BRANCH LABORATORY (MLK BLVD)		4	4	50%	8
GOLISANO CHILDREN'S HOSPITAL OF SOUTHWEST FLORIDA		6	2	25%	8
CARENOW URGENT CARE-GREEN HILLS		8			8
Sunset Lake Health and Rehabilitation Center		8			8
SOUTH FLORIDA BAPTIST HOSPITAL			8	100%	8
WALGREENS #04618		7	1	13%	8
ST CLOUD PHYSICIAN MANAGMENT LLC		7	1	13%	8
MED & CO INVESTMENT LLC		7	1	13%	8
URGENT MEDICAL CENTER INC		2	6	75%	8
DAVID LAWRENCE CENTER INC		7	1	13%	8
PUTNAM FAMILY CARE INC		3	5	63%	8

COVID-19: testing by laboratory

Data through Feb 28, 2021 verified as of Mar 1, 2021 at 09:25 AM

Data in this report are provisional and subject to change.

The numbers in the table below represent the number of Florida and non-Florida residents for whom test results were received by the Department of Health. A person can be tested by more than one laboratory and can have both positive and negative results. **Therefore, the sum of the numbers in each column will be larger than the total number of people tested.**

Reporting lab	Inconclusive	Negative	Positive	Percent positive	Total
INTEGRATED FAMILY MEDICAL CENTER			8	100%	8
PALM BEACH COUNTY HEALTH DEPARTMENT LABORATORY			8	100%	8
SOUTHEASTERN PEDIATRIC ASSOCIATES			8	100%	8
ST JOSEPH WOMENS HOSPITAL			8	100%	8
BARTON PARKER OD PC		8			8
BIOTECH PHARMACEUTICAL GROUP LLC			8	100%	8
CVS TN5601POCT LENOIR CITY		8			8
THE WOLFF CENTER FOR CHILD & ADOLESCENT HEALTH			8	100%	8
NEW YORK PRESBYTERIAN - LOWER MANHATTAN		8			8
MEDICANA NURSING AND REHAB CENTER			8	100%	8
CIAN DIAGNOSTICS			8	100%	8
DEPARTMENT OF HEALTH- CITRUS COUNTY		1	7	88%	8
INTERNAL MEDICINE AND AESTHETICS OF NAPLES LLC		8			8
NITIN BAWA PROFESSIONAL ASSOCIATES			8	100%	8
STPET		6	2	25%	8
URGENT TEAM MANAGEMENT OF TENNESSEE		7	1	13%	8
MINUTECLINIC DIAGNOSTIC OF ILLINOIS LL		8			8
BLOOMING GARDENS OF CARE INC		8			8
MINUTE CLINIC LLC #10203		6	2	25%	8
THOMAS JEFFERSON UNIVERSITY HOSPITAL		4	4	50%	8
PM PEDIATRICS		8			8
HUNTINGTON VILLAGE URGENT CARE		8			8
BEAUMONT EMERGENCY CENTER			8	100%	8
COLUMBIA MEMORIAL HOSPITAL		8			8
ROBERT WOOD JOHNSON HOSPITAL		7	1	13%	8
LIFE CARE CITRUS COUNTY			8	100%	8
NASCAR EVENT MANAGEMENT, LLC		8			8
APEX HOME HEALTH CARE		7	1	13%	8
ORMOND BEACH CENTRA CARE			8	100%	8
PUTNAM COUNTY EMERGENCY RESCUE SERVICE		5	3	38%	8
FLORIDA CLINICAL LAB		1	7	88%	8
ALLEGRO - TAMPA	1	4	3	38%	8
DOCTOR'S IN-HOUSE LAB/COMMUNITY HEALTH CENTERS OF PINELLAS – CLEARWATE			8	100%	8
CAN COMMUNITY HEALTH, INC		8			8
LAKE CO SCHOOLS EMPLOYEE HEALTH & WELLNESS CENTER	1	6	1	13%	8
FAST PACE MEDICAL CLINIC PLLC		6	2	25%	8
SOMA MEDICAL CENTER MD PA #7 PEDIATRICS			8	100%	8
HARBORCHASE OF DR PHILLIPS		7	1	13%	8
CVS NC7588POCT ASHEVILLE		6	2	25%	8
LAKE CONWAY URGENT CARE LLC		2	6	75%	8
CONSULATE HEALTH CARE		7	1	13%	8
MEDEXPRESS ELKINS		8			8
RAYMOND BASRI MD		8			8
BALTIMORE CITY HEALTH DEPT COMMUNICABLE DISEASES AND EPIDEMIOLOGY			7	100%	7
PANCARE HEALTH - HOSFORD SCHOOL			7	100%	7
MANATEE PEDIATRICS			7	100%	7
MINUTECLINIC DIAGNOSTIC OF TN PC #643		5	2	29%	7

COVID-19: testing by laboratory

Data through Feb 28, 2021 verified as of Mar 1, 2021 at 09:25 AM

Data in this report are provisional and subject to change.

The numbers in the table below represent the number of Florida and non-Florida residents for whom test results were received by the Department of Health. A person can be tested by more than one laboratory and can have both positive and negative results. **Therefore, the sum of the numbers in each column will be larger than the total number of people tested.**

Reporting lab	Inconclusive	Negative	Positive	Percent positive	Total
WILDLIGHT LAB			7	100%	7
DALLAS COUNTY HEALTH AND HUMAN SERVICES			7	100%	7
IRL MARKET LAB			7	100%	7
BROOKDALE LAKE ORIENTA			7	100%	7
CARESOUTH HHA HOLDINGS OF TALLAHASSEE LLC		7			7
QUE		4	3	43%	7
NYU WINTHROP HOSPITAL PATHOLOGY		7			7
AVON PARK PEDIATRICS			7	100%	7
FLORIDA DIGESTIVE AND LIVER SPECIALIST		7			7
MIAMI COMPREHENSIVE MEDICINE GROUP PA		4	3	43%	7
ECLRS		2	5	71%	7
DIAGNOSTIC CLINIC		6	1	14%	7
LONG ISLAND JEWISH FOREST HILLS HOSPITAL		7			7
CVS PHARMACY #8800		5	2	29%	7
Baptist Village Retirement Communities		7			7
CARENOW URGENT CARE-MADISON		7			7
WYOMING COUNTY COMMUNITY HOSPITAL LABORATORY		7			7
KEYSTONE PLACE AT NAPLES PRESERVE		4	3	43%	7
FLORIDA CENTER FOR DERMATOLOGY LABORATORY			7	100%	7
ST. CLOUD PHARMACY AND WELLNESS CENTER		3	4	57%	7
SOUTH COM HEALTH CLINIC, DEPT. OF THE ARMY		7			7
FAMILY MEDICINE MEDICAL DRIVE		7			7
PASSPORT HEALTH			7	100%	7
CARENOW URGENT CARE-SOUTHLAKE			7	100%	7
MERCY HEALTH—MUSKEGON		6	1	14%	7
FLORIDA HOSPITAL APOPKA		6	1	14%	7
DOCTORS CLINICAL LABORATORY, INC		5	2	29%	7
CVS NJ617POCT CEDAR GROVE		6	1	14%	7
MEDEXPRESS URGENT CARE-DUBOIS		7			7
BOCA BIOLISTICS LLC			7	100%	7
OPTUM PRIMARY CARE - FOUNTAIN OAKS		3	4	57%	7
HEALTH CARE LABORATORY SERVICES		1	6	86%	7
MINUTECLINIC DIAGNOSTIC OF NORTH CAROLINA, PC		6	1	14%	7
PBC FOUND CARE INC			7	100%	7
LONGWOOD PEDIATRICS LLC			7	100%	7
DOTHAN WEST FAMILY MEDICINE		5	2	29%	7
OSWEGO HOSPITAL LABORATORY		6	1	14%	7
BRADENTON PHYSICIANS MEDICAL CENTER			7	100%	7
Ocoee Health Care Center		7			7
SONORA QUEST LABORATORIES			7	100%	7
CAPRONA GROUP HOME		1	6	86%	7
MINUTECLINIC DIAGNOSTIC OF MAINE, LLC		5	2	29%	7
MEDEXPRESS URGENT CARE - STATE COLLEGE		5	2	29%	7
BLOOMINGDALE PEDIATRIC ASSOCIATES PA			7	100%	7
LYNMOORE,THE		7			7
MEDEXPRESS URGENT CARE, JOHNSTOWN		6	1	14%	7
CVS CA9165POCT SAN DIEGO		7			7

COVID-19: testing by laboratory

Data through Feb 28, 2021 verified as of Mar 1, 2021 at 09:25 AM

Data in this report are provisional and subject to change.

The numbers in the table below represent the number of Florida and non-Florida residents for whom test results were received by the Department of Health. A person can be tested by more than one laboratory and can have both positive and negative results. **Therefore, the sum of the numbers in each column will be larger than the total number of people tested.**

Reporting lab	Inconclusive	Negative	Positive	Percent positive	Total
CURATIVE		1	6	86%	7
NEMOURS CHILDREN'S HOSPITAL			7	100%	7
MEDEXPRESS URGENT CARE - FAYETTEVILLE		5	2	29%	7
EDWARD S BENNETT MD PLLC		7			7
NORTH FLORIDA MEDICAL CENTERS INC		1	6	86%	7
GENTRY PARK ORLANDO ASSISTED LIVING		6	1	14%	7
UF HEALTH			7	100%	7
Parkside Villa		7			7
VICTORIAN MANOR		2	5	71%	7
LIZS ADULT CARE		7			7
GRAND VILLA OF PALM COAST		7			7
PENINSULA CARE AND REHABILITATION CENTER			7	100%	7
CLAY PRIMARY & FAMILY CARE LLC			7	100%	7
BAYCARE MEDICAL GROUP		1	6	86%	7
ST VINCENT'S CHILTON		5	2	29%	7
ENCOMPASS HEALTH REHABILITATION OF SEA PINES		7			7
EXPRESS TEST			7	100%	7
LEE COUNTY HEALTH DEPARTMENT		4	3	43%	7
PEDIATRICS OF CENTRAL FLORIDA		5	2	29%	7
MINUTECLINIC DIAG OF IND, LLC #2387		6	1	14%	7
MIAMI BEACH COMMUNITY HEALTH CENTER INC			7	100%	7
DYNAMIC HEALTH CENTERS INC		3	4	57%	7
MINUTE CLINIC LLC #5706		6	1	14%	7
JOHNS HOPKINS ALL CHILDRENS			7	100%	7
DOCTOR'S IN-HOUSE LAB/COMMUNITY HEALTH CENTERS OF PINELLAS -PINELLAS P			7	100%	7
UNIVERSITY OF WASHINGTON MEDICAL CENTER			7	100%	7
PERSONAL PHYSICIAN CARE PA			7	100%	7
MODMD LABORATORY		7			7
MC DIAGNOSTIC OF CONNECTICUT, PC #1966		7			7
NEMOURS CHILDREN'S URGENT			7	100%	7
CVS OH2543POCT CANFIELD		5	2	29%	7
MEDEXPRESS URGENT CARE - MAPLE DRIVE		7			7
HEARTLAND PEDIATRICS OF LAKE PLACID			7	100%	7
MINUTECLINIC DIAGNOSTIC OF TEXAS LLC		6	1	14%	7
URGENT CARE OF LONGWOOD			7	100%	7
SIMEDHEALTH LLC		2	5	71%	7
MINUTE CLINIC LLC #2775		7			7
MINUTECLINIC, LLC #1586		5	2	29%	7
MEDEXPRESS URGENT CARE - STAUNTON		3	4	57%	7
LAKE PEDIATRICS			7	100%	7
PEDIATRICS URGENT CARE, LLC			7	100%	7
SCHOOL OF PHARMACY AND PHARMACEUTICAL		7			7
EP LTC PHARMACY		5	2	29%	7
ORLANDO FAMILY PHYSICIANS			7	100%	7
ADVENT HEALTH APOPKA		3	4	57%	7
Thermopolis Rehabilitation Wellness		7			7
MINUTECLINIC DIAGNOSTIC OF VIRGINIA		7			7

COVID-19: testing by laboratory

Data through Feb 28, 2021 verified as of Mar 1, 2021 at 09:25 AM

Data in this report are provisional and subject to change.

The numbers in the table below represent the number of Florida and non-Florida residents for whom test results were received by the Department of Health. A person can be tested by more than one laboratory and can have both positive and negative results. **Therefore, the sum of the numbers in each column will be larger than the total number of people tested.**

Reporting lab	Inconclusive	Negative	Positive	Percent positive	Total
ABBEEY MANOR RETIREMENT RESIDENCE INC		7			7
ACCENTCARE		7			7
ELLIS HOSPITAL LABORATORY		6	1	14%	7
FLORIDA SCHOOL FOR THE DEAF AND THE BLIND			7	100%	7
HOLY GARDEN ALF, INC.		7			7
JUPITER ISLAND PUBLIC SAFETY		5	2	29%	7
ATMORE NURSING CENTER		6	1	14%	7
FHMG_FM AND IM AVALON PARK		2	5	71%	7
NOVANT HEALTH INPATIENT CARE		2	5	71%	7
ORLANDO ORTHOPAEDIC CENTER		5	2	29%	7
MEDEXPRESS URGENT CARE - HOT SPRINGS		7			7
Florida Clinical Laboratory		1	6	86%	7
UHEALTH UNIVERSITY OF MIAMI			7	100%	7
SOMA MEDICAL CENTER PA #4			7	100%	7
PENN MEDICINE PRINCETON MEDICAL CENTER		6	1	14%	7
COMMUNITY MEDICAL AND DENTAL CARE INC		7			7
SUPERIOR RESIDENCES AT CALA HILLS		7			7
EL PARAISO HOME INC		7			7
LEPE'S HOUSE			7	100%	7
NORTH PINELLAS CHILDRENS MEDICAL CENTER INC			7	100%	7
MINUTE CLINIC DIAGNOSTIC OF TEXAS, LLC		7			7
ORLANDO FAMILY MEDICAL INC		7			7
MINUTECLINIC, LLC #03965		7			7
CARENOW URGENT CARE-DONELSON		5	2	29%	7
OCALA FAMILY MEDICAL CENTER		7			7
VERMONT DEPARTMENT OF HEALTH		1	6	86%	7
ST LUKES ROOSEVELT LABORATORY		7			7
FLORIDA CANCER SPECIALISTS & RESEARCH INSTITUTE		6	1	14%	7
LAWTON CHILES HEALTH CENTER		1	6	86%	7
KENDALL REGIONAL MEDICAL CNTR			7	100%	7
SOUTH FLORIDA ENT ASSOCIATES, INC			7	100%	7
MINUTE CLINIC LLC #4017		7			7
ST CLOUD COMPOUNDING PHARMACY & WELLNESS CENTER		7			7
NORTHERN DUTCHESS HOSPITAL LABORATORY		5	2	29%	7
HEALTH AND WELLNESS CENTER		1	6	86%	7
GULF COAST PEDIATRICS OF SARASOTA PA		1	6	86%	7
GRACE WELLNESS CENTER LLC		6	1	14%	7
MINUTECLINIC DIAGNOSTICS OF IND, LLC		7			7
LMH SKILLED NURSING UNIT		7			7
MINUTECLINIC #2860		5	2	29%	7
RIVER OAKS TREATMENT CENTER			7	100%	7
CVS TX8321POCT MCKINNEY		7			7
NORTHDALE REHABILITATION CENTER			7	100%	7
CVS NC4165POCT BREVARD		5	2	29%	7
MINUTECLINIC DIAGNOSTIC OF NEW JERSEY,		6	1	14%	7
CAYUGA COUNTY HEALTH DEPARTMENT		6	1	14%	7
EMBRY-RIDDLE AERONAUTICAL UNIVERSITY HEALTH			7	100%	7

COVID-19: testing by laboratory

Data through Feb 28, 2021 verified as of Mar 1, 2021 at 09:25 AM

Data in this report are provisional and subject to change.

The numbers in the table below represent the number of Florida and non-Florida residents for whom test results were received by the Department of Health. A person can be tested by more than one laboratory and can have both positive and negative results. **Therefore, the sum of the numbers in each column will be larger than the total number of people tested.**

Reporting lab	Inconclusive	Negative	Positive	Percent positive	Total
TRUE HEALTH DIAGNOSTICS		1	6	86%	7
FLORIDA HOSPITAL KISSIMMEE		4	3	43%	7
WESTERN NEW YORK IMMEDIATE MEDICAL CAR		7			7
CVS PA6902POCT BRYN MAWR		5	2	29%	7
PALM POINT BEHAVIORAL HEALTH		7			7
DELIVER MY MEDS CORP		7			7
KANSAS DEPARTMENT OF HEALTH		2	5	71%	7
CVS MINUTE CLINIC DIAGNOSTIC OF TEXAS,LLC		5	2	29%	7
MARSHALL MEDICAL CENTER SOUTH LAB		5	1	17%	6
CAMELLIA AT DEERWOOD		2	4	67%	6
BETH ISRAEL DEACONESS MEDICAL CENTER			6	100%	6
MEDEXPRESS URGENT CARE - CLARKSBURG		6			6
SV DIAGNOSTIC LAB			6	100%	6
CVS NATIONAL HARBOR MD2297714CV		6			6
MINUTECLINIC, LLC #1492		6			6
CAPE CORAL URGENT CARE		3	3	50%	6
BAYSHORE POINTE NURSING AND REHAB CENTER			6	100%	6
PARTNERS PHARMACY OF FLORIDA LLC		6			6
ETHOS LABORATORIES		6			6
CAPITAL HEALTH PLAN LABORATORIES			6	100%	6
MEDEXPRESS URGENT CARE - BATTLE CREEK		4	2	33%	6
NORTH FLORIDA PEDIATRICS JASPER			6	100%	6
Lenox on the Lake			6	100%	6
MINUTE-CLINIC DIAGNOSTIC OF VIRGINIA, LLC #2003		5	1	17%	6
UNILAB		2	4	67%	6
BROWARD COUNTY HEALTH DEPT.			6	100%	6
PANCARE HEALTH - KATE SMITH ELEMENTARY		1	5	83%	6
VITAS HEALTH INC			6	100%	6
SUFFRIDGE DRIVE GROUP HOME		6			6
WG WINDSOR WOODS SH LLC		6			6
BAYSIDE LABORATORIES INC		6			6
Northwell Lab		2	4	67%	6
OAK HARBOR ASSISTED LIVING FACILITY		4	2	33%	6
MEDEXPRESS URGENT CARE - IRVING		6			6
ENTRUST IMMEDIATE CARE			6	100%	6
MERCY COLLEGE HEALTH OFFICE		6			6
INTERNAL MEDICINE LIPID AND WELNNESS PRACTICE			6	100%	6
PATHGROUP LABS, LLC		4	2	33%	6
THE CLINIC PREMISE HEALTH			6	100%	6
NEOGENOMICS LABORATORIES, INC		6			6
MEDEXPRESS URGENT CARE-PITTSFIELD		6			6
FLORIDA KEYS CONCIERGE MEDICINE, LLC		6			6
CVS MINUTE CLINIC DIAGNOSTIC MED GRP OF SAN		4	2	33%	6
FLORIDA PREMIER MEDICAL CARE PA			6	100%	6
MEDEXPRESS URGENT CARE - MIDLOTHIAN		6			6
INTERVENTIONAL REHABILITATION OF SOUTH FLORIDA			6	100%	6
HOLLY HILL HOME INFUSION SERVICE		5	1	17%	6

COVID-19: testing by laboratory

Data through Feb 28, 2021 verified as of Mar 1, 2021 at 09:25 AM

Data in this report are provisional and subject to change.

The numbers in the table below represent the number of Florida and non-Florida residents for whom test results were received by the Department of Health. A person can be tested by more than one laboratory and can have both positive and negative results. **Therefore, the sum of the numbers in each column will be larger than the total number of people tested.**

Reporting lab	Inconclusive	Negative	Positive	Percent positive	Total
PALMETTO HEALTH ALLIANCE		3	3	50%	6
CONCENTRA			6	100%	6
GLEN FALLS HOSPITAL DEPARTMENT OF PATHOLOGY		6			6
CITYMD		1	5	83%	6
Centrastate Medical Center		5	1	17%	6
URGENT TEAM - HUNTSVILLE		5	1	17%	6
VIERA PEDIATRICS		1	5	83%	6
TIMBER CREEK PEDIATRICS		6			6
PREMIUM HEALTH CARE			6	100%	6
LRHS Southeastern University		4	2	33%	6
UNILAB OF DADE INC			6	100%	6
THE WINDSOR OF OCALA		2	4	67%	6
NORTHEAST ALABAMA REGIONAL MEDICAL CENTER		3	3	50%	6
MIAMI RESCUE MISSION CLINIC INC			6	100%	6
THE PALMS REHABILITATION AND HEALTHCARE CENTER		5	1	17%	6
ARLINGTON OF NAPLES		6			6
AMERICAN EAGLE LEESBURG AL LLC DBA VISTA LAKE			6	100%	6
FLORIDA MEDICAL SPECIALISTS		2	4	67%	6
PUBLIC HEALTH LAB		6			6
WATAUGA MEDICAL CENTER		4	2	33%	6
AMERICAN HEALTH ASSOC. LABORATORY SOUTH		4	2	33%	6
PHYSICIANS FOR CHILDREN			6	100%	6
CVS NC5591POCT STATESVILLE		5	1	17%	6
HUNTERS CREEK PEDIATRICS		6			6
PR HEALTH		1	5	83%	6
MEDEXPRESS URGENT CARE - TARENTUM		5	1	17%	6
MINUTECLINIC MINUTECLINIC #4977		4	2	33%	6
PALM HARBOR DERMATOLOGY		4	2	33%	6
TERENCE B MITCHELL MD, INC		2	4	67%	6
QUICK CARE MED WALK IN AND URGENT CARE			6	100%	6
RIVER CITY PRIMARY AND URGENT CARE			6	100%	6
ELITE MD GROUP INC		2	4	67%	6
URGENT CARE HOUSECALLS PA		5	1	17%	6
ST. LUCIE COUNTY HEALTH DEPARTMENT		4	2	33%	6
BROWARD TRANSITIONAL CENTER			6	100%	6
NORTHSIDE HOSPITAL ATLANTA		3	3	50%	6
RANDOLPH DIABETES AND WELLNESS		5	1	17%	6
MINUTECLINIC DIAGNOSTIC OF GEORGIA, LL		5	1	17%	6
ATLANTIC COMMUNITY HIGH SCHOOL		5	1	17%	6
LUMADOC HEALTH		4	2	33%	6
MINUTE CLINIC DIAGNOSTIC OF PENNSYLVANIA		6			6
DOCTORS EXPRESS OF ST PETERSBURG			6	100%	6
MINUTECLINIC, LLC, DBA MINUTECLINIC #6		6			6
MEDEXPRESS URGENT CARE-PETERS TWP		5	1	17%	6
AARK LABORATORY		6			6
MEDEXPRESS URGENT CARE - HUNTINGTON WE		6			6
MINUTE CLINIC DIAG OF IND LLC #8674		6			6

COVID-19: testing by laboratory

Data through Feb 28, 2021 verified as of Mar 1, 2021 at 09:25 AM

Data in this report are provisional and subject to change.

The numbers in the table below represent the number of Florida and non-Florida residents for whom test results were received by the Department of Health. A person can be tested by more than one laboratory and can have both positive and negative results. **Therefore, the sum of the numbers in each column will be larger than the total number of people tested.**

Reporting lab	Inconclusive	Negative	Positive	Percent positive	Total
CITIZENS BAPTIST MEDICAL CENTERS LAB		5	1	17%	6
MINUTECLINIC, LLC #05038		6			6
MINUTE CLINIC DIAGNOSTIC OF TN PC #64		6			6
CVS TX4397POCT CYPRESS		6			6
PRESBYTERIAN HOME		6			6
MC DIAGNOSTIC OF CONNECTICUT , PC # 3		4	2	33%	6
UT SOUTHWESTERN MEDICAL CENTER			6	100%	6
EASTERN FLORIDA STATE COLLEGE - PALM BAY CAMPUS□			6	100%	6
DANIEL M LIBBY MD PLLC		6			6
SUNRISE SENIOR LIVING OF JACKSONVILLE			6	100%	6
UNIVERSITY OF MIAMI MILLER SCHOOL OF MEDICINE			6	100%	6
MINUTE-CLINIC DIAGNOSTIC OF VIRGINIA, LLC #794		5	1	17%	6
SMH PHYSICIAN SERVICES INC		6			6
CRESTWOOD MEDICAL CENTER		4	2	33%	6
CAREWELL 301 - WARWICK			6	100%	6
LEWIS COUNTY MANOR		6			6
MEDICAL CENTER AT OCEAN REEF		1	5	83%	6
TAMIAMI LAB MILLENIUM			6	100%	6
MD NOW MEDICAL CENTER			6	100%	6
TEXAS MEDCLINIC			6	100%	6
FAMILY CARE MEDICAL CENTER			6	100%	6
Signature Healthcare of Savannah		6			6
MEDEXPRESS URGENT CARE - BLUEFIELD		5	1	17%	6
DR. PHILLIPS MEDICAL WELLNESS CENTER		3	3	50%	6
SANDGATE GARDENS REHAB & NURSING CENTER		3	3	50%	6
BETHESDA COMMUNITY HEALTH CENTER			6	100%	6
LISTENING DOCTOR PLLC, THE		1	5	83%	6
MINUTE CLINIC INCORPORTE		6			6
MINUTECLINIC, LLC #03268		5	1	17%	6
FIRST COAST CARDIOVASCULAR INSTITUTE PA			6	100%	6
CVS MINUTE CLINIC, LLC #22		5	1	17%	6
DIXITKUMAR N MODI MD PA			6	100%	6
PLEASANTVILLE OF SEBASTIAN LLC□			6	100%	6
ENIGMA DIAGNOSTIC, INC.			6	100%	6
FRESENIUS KIDNEY CARE DUNEDIN			6	100%	6
SOUTHEASTERN DERMATOLOGY GROUP PA		5	1	17%	6
GRACE REHABILITATION CENTER OF VERO BEACH		4	2	33%	6
BOCA VIPEDIATRICS			6	100%	6
SIGNATURE HEALTHCARE OF MIDDLEBURG		6			6
WELLMED AT BRANDON REGIONAL		5	1	17%	6
CVS DC1340POCT WASHINGTON		6			6
JERSEY SHORE MEDICAL CENTER		6			6
CDRX INFUSION			6	100%	6
MINUTECLINIC DIAGNOSTIC OF VIRGINIA, LLC #255		6			6
UT MEMPHIS UNIVERSITY HEALTH SERVICES			6	100%	6
PEDIATRICS IN BREVARD-COCOA BEACH		2	4	67%	6
WIREGRASS MEDICAL CENTER			6	100%	6

COVID-19: testing by laboratory

Data through Feb 28, 2021 verified as of Mar 1, 2021 at 09:25 AM

Data in this report are provisional and subject to change.

The numbers in the table below represent the number of Florida and non-Florida residents for whom test results were received by the Department of Health. A person can be tested by more than one laboratory and can have both positive and negative results. **Therefore, the sum of the numbers in each column will be larger than the total number of people tested.**

Reporting lab	Inconclusive	Negative	Positive	Percent positive	Total
TERRACINA LLC		1	5	83%	6
IONA COLLEGE HEALTH & WELLNESS CENTER		6			6
MINUTE CLINIC DIAGNOSTIC OF MICHIGAN PC		6			6
TAMPA URGENT CARE			6	100%	6
URGENT TEAM - MUSCLE SHOALS		6			6
MINUTECLINIC DIAGNOSTIC OF OHIO #7790		4	2	33%	6
BAYCARE ALLIANT HOSPITAL			6	100%	6
MEDEXPRESS URGENT CARE - CULPEPER		6			6
YAZJI PEDIATRIC CARE LLC DBA TUKA PEDIATRICS			6	100%	6
FLORIDA DEPARTMENT OF HEALTH IN MIAMI DADE COUNTY		5	1	17%	6
AVANTE AT ORMOND BEACH INC			6	100%	6
MINUTECLINIC DIAGNOSTIC OF SC, LLC #7		4	2	33%	6
FLORIDA DEPARTMENT OF HEALTH IN SARASOTA COUNTY		5	1	17%	6
ST. PETERSBURG PEDIATRICS			6	100%	6
CHAPTERS HEALTH HOSPICE		6			6
MEDEXPRESS URGENT CARE - ELM GROVE		5	1	17%	6
CVS SC7556POCT WEST COLUMBIA		6			6
CVS MINUTE CLINIC DIAG OF IND, LLC #6549		6			6
FLORIDA WOMAN CARE LABORATORY			6	100%	6
VIBRANT AMERICA		4	2	33%	6
ASCENSION ST VINCENT'S CLAY COUNTY			6	100%	6
BROOKDALE CLERMONT			6	100%	6
PROHEALTH MED		1	5	83%	6
FAMILY TREE PRIMARY CARE		5	1	17%	6
CHILDREN'S HOSPITAL OF PHILADELPHIA		5	1	17%	6
DEPARTMENT OF HEALTH AND HUMAN SERVICES STATE OF NEW HAMPSHIRE			6	100%	6
MC DIAGNOSTIC OF CONNECTICUT, PC #1043		6			6
XPRESS URGENT CARE LLC		6			6
MINUTECLINIC MINUTECLINIC #8505		4	2	33%	6
MEDEXPRESS URGENT CARE - RICHMOND, NINE MILE RD		5	1	17%	6
Kroger 673 - The Little Clinic Dallas		5	1	17%	6
LOUISIANA DEPT OF HEALTH			6	100%	6
SUMTER COUNTY HEALTH DEPARTMENT		1	5	83%	6
CVS NV3210POCT LAS VEGAS		6			6
MEDEXPRESS URGENT CARE - MT LEBANON		4	2	33%	6
CVS NC6402POCT DAVIDSON		4	2	33%	6
LAKEVIEW TERRACE HOME HEALTH SERVICES LLC			6	100%	6
MINUTECLINIC DIAG OF IND LLC #6998		5	1	17%	6
MINUTECLINIC DIAGNOSTIC OF NORTH CAROLINA PC #5341		4	2	33%	6
CURATIVE CARE CENTER INC		1	5	83%	6
SAINT PETER'S UNIVERSITY HOSPITAL		6			6
NOVANT HEALTH UVA		2	3	60%	5
GENTLE HANDS MOBILE PHLEBOTOMY			5	100%	5
QUEST DIAGNOSTICS PSC		1	4	80%	5
MCR HEALTH LAWTON CHILES ADMINISTRATION STE A		1	4	80%	5
TALLAHASSEE MEMORIAL HEALTHCARE			5	100%	5
WESTMINSTER SHORES			5	100%	5

COVID-19: testing by laboratory

Data through Feb 28, 2021 verified as of Mar 1, 2021 at 09:25 AM

Data in this report are provisional and subject to change.

The numbers in the table below represent the number of Florida and non-Florida residents for whom test results were received by the Department of Health. A person can be tested by more than one laboratory and can have both positive and negative results. **Therefore, the sum of the numbers in each column will be larger than the total number of people tested.**

Reporting lab	Inconclusive	Negative	Positive	Percent positive	Total
HELIX KH UC			5	100%	5
ANTHONY-BROWN PHARMACY		5			5
FAMILY TREE DNA			5	100%	5
RELIANT IMMUNE DIAGNOSTICS			5	100%	5
RURAL HEALTH CARE INC			5	100%	5
SEASIDE MANOR			5	100%	5
MEDEXPRESS URGENT CARE - WILLIAMSPORT		4	1	20%	5
PREMIER FAMILY HEALTH PA			5	100%	5
MID - FLORIDA PATHOLOGY LLC		1	4	80%	5
KEYSTONE REHABILITATION AND HEALTH CENTER		1	4	80%	5
ALL CHILDREN'S HOSPITAL DEPT OF GENERAL PEDIATRICS			5	100%	5
SUTTER TRACY COMMUNITY HOSPITAL			5	100%	5
MINUTECLINIC DIAGNOSTIC OF TN, PC 6304		3	2	40%	5
OCCMED SOLUTIONS		2	3	60%	5
BEACH HOUSE		5			5
MEASE CONTINUING CARE		3	2	40%	5
MINUTECLINIC, LLC #1431		4	1	20%	5
MIAMI MEDICAL CONSULTANT PA			5	100%	5
TANNER MEDICAL CENTER EAST AL		5			5
MONROE COUNTY FIRE RESCUE		5			5
DISCOVERY VILLAGE AT STUART		2	3	60%	5
CVS CT1123POCT SOUTHURY		5			5
EAST BANK HOSPITAL - UNIVERSITY OF MINNESOTA MEDICAL CENTER			5	100%	5
CARL R DARNALL ARMY MEDICAL CENTER			5	100%	5
MAXCARE CLINIC			5	100%	5
HAVEN HOSPICE IN CHIEFLAND			5	100%	5
PHYSICIANS IMMEDIATE CARE ELGIN			5	100%	5
PRECISION LABS LLC		2	3	60%	5
WEST PACIFIC MEDICAL LABORATORY			5	100%	5
PM PEDIATRICS OF SELDEN		3	2	40%	5
DICKSON MEDICAL ASSOCIATES PC PATH LAB		4	1	20%	5
KETTERING HEALTH			5	100%	5
HAWTHORNE HEALTH AND REHABILITATION			5	100%	5
SOUTHERN OCEAN MEDICAL CENTER		5			5
AHF PUBLIC HEALTH LABORATORY			5	100%	5
SCIENCE CARE			5	100%	5
LEVY COUNTY SHERRIF'S DEPT			5	100%	5
QUALITY MEDICAL CARE			5	100%	5
DOCS URGENT CARE		1	4	80%	5
FOUNDCARE, INC			5	100%	5
MINUTECLINIC, LLC #1796		4	1	20%	5
TULLAHOMA HMA, LLC		4	1	20%	5
LAKE NONA PEDIATRICS IN ASSOCIATION WITH NEMOURS		5			5
MIAMI CANCER INSTITUTE			5	100%	5
CVS OH3476POCT TIPP CITY		5			5
MINUTE CLINIC, LLC #1434		5			5
CLINICAL CARE ASSOCIATES			5	100%	5

COVID-19: testing by laboratory

Data through Feb 28, 2021 verified as of Mar 1, 2021 at 09:25 AM

Data in this report are provisional and subject to change.

The numbers in the table below represent the number of Florida and non-Florida residents for whom test results were received by the Department of Health. A person can be tested by more than one laboratory and can have both positive and negative results. **Therefore, the sum of the numbers in each column will be larger than the total number of people tested.**

Reporting lab	Inconclusive	Negative	Positive	Percent positive	Total
INDIANA STATE DEPARTMENT OF HEALTH LABORATORIES			5	100%	5
VEIL VALLEY MEDICAL CENTER			5	100%	5
LAKEVIEW HEALTHCARE SYSTEM LLC			5	100%	5
PALM GARDEN OF SUN CITY			5	100%	5
GOLDMAN SACHS HEALTH CENTER		5			5
SOUTH FLORIDA FAMILY HEALTH & RESEARCH CTR			5	100%	5
HERNANDO PASCO HOSPICE INC		4	1	20%	5
URGENT MED INC		3	2	40%	5
Enterprise Health and Rehabilitation Center		5			5
MEDEXPRESS URGENT CARE MURRYSVILLE		3	2	40%	5
FLEET LANDING			5	100%	5
NU WAVE MEDICAL CENTER			5	100%	5
LABCORP UNSPECIFIED		5			5
FLORIDA PRIMARY CARE AND SPORTS MEDICINE INC		2	3	60%	5
WILSON PEDIATRICS			5	100%	5
Kennedy University Hospital		5			5
FRESENIUS KIDNEY CARE SOUTH ORLANDO			5	100%	5
FLORIDA DEPARTMENT OF HEALTH - INVERNESS		3	2	40%	5
ELITE CARE			5	100%	5
FLAGLER HEALTH SERVICES INC			5	100%	5
PANCARE HEALTH - ALTHA PUBLIC			5	100%	5
PEDIATRICS OF CENTRAL FLORIDA – POINCIANA		3	2	40%	5
URGENT CARE COASTAL GA			5	100%	5
RIVERVIEW ALF OPERATOR LLC			5	100%	5
BAYSHORE LABORATORY		4	1	20%	5
PM PEDIATRICS OF BAYSIDE PLLC		5			5
WATERTOWN URGENT CARE PLLC		5			5
MEDEXPRESS URGENT CARE MORGANTOWN		5			5
PHYSICIANS URGENT CARE BERRY FARMS		4	1	20%	5
CVS PA2582POCT SPRINGFIELD		3	2	40%	5
ARKANSAS DEPARTMENT OF HEALTH			5	100%	5
MEDEXPRESS URGENT CARE PORT HURON		4	1	20%	5
GRAND VILLA OF DELRAY EAST		5			5
APOLLO GARDENS RETIREMENT RESIDENCE CARE		5			5
FLORIDA HEALTHCARE OF ORLANDO			5	100%	5
INDIAN RIVER PRIMARY CARE PA		5			5
AEL KNOXVILLE			5	100%	5
THE DOCTORS CENTER HEALTHCARE-SOUTHSIDE		1	4	80%	5
GENOPTIX MEDICAL LABORATORY		4	1	20%	5
CENTREX CLINICAL LABS INC		5			5
FRANCES WARDE MEDICAL LABORATORY		2	3	60%	5
MD NOW MEDICAL CENTER INC			5	100%	5
FHPG FAMILY MEDICAL CENTER OF TAMPA BAY		1	4	80%	5
Life Care Center of Estero			5	100%	5
MEDEXPRESS URGENT CARE - GLENDALE		5			5
QUINTON MEMORIAL HEALTH CARE CENTER		5			5
INFECTION CONTROL/ EMPHEALTH		3	2	40%	5

COVID-19: testing by laboratory

Data through Feb 28, 2021 verified as of Mar 1, 2021 at 09:25 AM

Data in this report are provisional and subject to change.

The numbers in the table below represent the number of Florida and non-Florida residents for whom test results were received by the Department of Health. A person can be tested by more than one laboratory and can have both positive and negative results. **Therefore, the sum of the numbers in each column will be larger than the total number of people tested.**

Reporting lab	Inconclusive	Negative	Positive	Percent positive	Total
GRACE COMMUNITY PHARMACY			5	100%	5
ADVENTHEALTH CAR CENTER APOPKA			5	100%	5
COVID RAPID LABS			5	100%	5
WINTER PARK INTERNAL MEDICINE MD PA		4	1	20%	5
MINUTECLINIC DIAGNOSTIC MED GRP OF CA		4	1	20%	5
EASTCHESTER PEDIATRIC MEDICAL GROUP		5			5
MANATEE COUNTY JAIL		4	1	20%	5
CVS IN6654POCT INDIANAPOLIS		4	1	20%	5
FLORIDA HOSPITAL LAKE MARY		5			5
AUGUSTA HEALTH			5	100%	5
ST MARYS MEDICAL CENTER			5	100%	5
SUPREME LABORATORY			5	100%	5
BROOKDALE NEW PORT RICHEY			5	100%	5
MINNESOTA DEPARTMENT OF HEALTH PUBLIC HEALTH LABORATORY DIVISION	1		4	80%	5
EGL GENETICS DIAGNOSTICS			5	100%	5
MOUNT SINAI BROOKLYN LABORATORY		4	1	20%	5
LEE COMMUNITY HEALTHCARE INC NORTH FORT MYERS		5			5
MINUTECLINIC DIAGNOSTIC OF NEVADA #87		3	2	40%	5
MEDEXPRESS URGENT CARE - BECKLEY CROSS		4	1	20%	5
DEPARTMENT OF HEALTH AND HUMAN SERVICES LANSING			5	100%	5
NOVADX		2	3	60%	5
KISSIMMEE VA OUTPATIENT CLINIC		5			5
GENESIS FAMILY PRACTICE		3	2	40%	5
WAKEMED		1	4	80%	5
JOE DIMAGGIO CHILDREN'S HOSPITAL		1	4	80%	5
AMERICAN MEDICAL RESPONSE - DENVER		2	3	60%	5
COMMONS AT ORLANDO LUTHERAN TOWERS SNF			5	100%	5
ALPHADERA LABS, LLC			5	100%	5
GRAND VILLA OF SARASOTA		4	1	20%	5
CVS PA233POCT NEWTOWN SQUARE		5			5
NORTH SHORE HEMATOLOGY-ONCOLOGY ASSOCIATES, PC		5			5
URGENT TEAM - NASHVILLE		5			5
PEDIATRIC URGENT HEALTH CARE			5	100%	5
PIEDMONT HOSPITAL LAB			5	100%	5
SARASOTA MEDICAL CENTER			5	100%	5
TESTD			5	100%	5
COLUMBIA MEMORIAL HOSPITAL LABORATORY		5			5
OCHSNER MEDICAL CENTER			5	100%	5
CVS SC5479POCT INDIAN LAND		5			5
JOHN T MACKAY MD			5	100%	5
ABSOLUTE HEALTH		5			5
MINUTECLINIC DIAGNOSTIC OF TN PC #442		4	1	20%	5
ADVENTHEALTH MEDICAL GROUP PEDIATRIC & ADOLESCENT		4	1	20%	5
OMNICARE PHARMACY OFTEXAS 1, LP DBA OMNICARE		5			5
CYPRESS CREEK MEDICAL CENTER			5	100%	5
HILLSBOROUGH COUNTY HEALTH DEPARTMENT			5	100%	5
CUMBERLAND HEIGHTS		5			5

COVID-19: testing by laboratory

Data through Feb 28, 2021 verified as of Mar 1, 2021 at 09:25 AM

Data in this report are provisional and subject to change.

The numbers in the table below represent the number of Florida and non-Florida residents for whom test results were received by the Department of Health. A person can be tested by more than one laboratory and can have both positive and negative results. **Therefore, the sum of the numbers in each column will be larger than the total number of people tested.**

Reporting lab	Inconclusive	Negative	Positive	Percent positive	Total
FORSYTH HOUSE			5	100%	5
ST JOHNS BIOMEDICAL LAB		5			5
MEDEXPRESS URGENT CARE-NESHANNOCK TWP		4	1	20%	5
CVS MINUTE CLINIC DIAG OF IND LLC #5206		4	1	20%	5
ADVICE FOR OPTIMAL WELLNESS		2	3	60%	5
LPG PEDIATRICS AT CAPE CORAL		5			5
DIAGNOSTECHS		4	1	20%	5
THE MEDICAL GROUP OF SOUTH FLORIDA INC		4	1	20%	5
UPMC HEALTH SYSTEM		4	1	20%	5
MINUTECLINIC, LLC #7139		5			5
LIVING WATERS MEDICAL CENTER			5	100%	5
SELECT PHYSICIANS ALLIANCE		5			5
FINLAY		1	4	80%	5
FLORIDA PRIMARY & SPECIALTY CARE		5			5
CAREHERE LCS- EUSTIS			5	100%	5
PINECREST PEDIATRICS GROUP LLC			5	100%	5
MINUTECLINIC DIAGNOSTIC OF PENNSYLVANIA, LLD #1545		5			5
EXPICARE NURSING AGENCY, INC		5			5
NORTH DADE NURSING AND REHABILITATION CENTER			5	100%	5
CARENOW URGENT CARE - CENTRAL AUSTIN		1	4	80%	5
PRECISION DIAGNOSTICS INC - NJ		5			5
UNIVERSITY OF CHICAGO MEDICAL CENTER LAB			5	100%	5
NELSON BIOLOGICAL			5	100%	5
COPELAND MEDICAL CLINIC		3	2	40%	5
GUTHRIE MEDICAL GROUP LABORATORIES		5			5
JACKSON SOUTH COMMUNITY HOSPITAL LAB			5	100%	5
Lake Mary Health and Rehabilitation Center		1	4	80%	5
CHAMPLAIN VALLEY PHYSICIANS HOSPITAL		3	2	40%	5
MCKENZIE-WILLAMETTE MEDICAL CENTER LAB		5			5
COOPER HOSPITAL/UNIVERSITY MEDICAL		5			5
BOROPARK URGENT CARE		4	1	20%	5
OPTUMCARE FLORIDA, LLC		3	2	40%	5
Kroger 449 - The Little Clinic Mountain Park		4	1	20%	5
RIO PINAR HEALTH CARE			5	100%	5
REHABILITATION CENTER AT JUPITER GARDENS		5			5
UNIVERSITY OF MIAMI / SCCC RESEARCH LABORATORY			5	100%	5
BAPTIST HEALTH - TOWN CENTER			5	100%	5
LAFAYETTE NURSING AND REHAB			5	100%	5
MEDEXPRESS - COLLINSVILLE BELT LINE		3	2	40%	5
MINUTE CLINIC DIAGNOSTIC OF NORTH CAROLINA		5			5
MINUTECLINIC, LLC, DBA MINUTECLINIC #2		5			5
CVS NC3319POCT CHARLOTTE		4	1	20%	5
BOONE DRUG & HEALTHCARE AT DEERFIELD			5	100%	5
CAREPOINT CLINIC		5			5
MIZELL MEMORIAL HOSPITAL			5	100%	5
ST BARNABAS HOSPITAL		5			5
MAXHEALTH		4	1	20%	5

COVID-19: testing by laboratory

Data through Feb 28, 2021 verified as of Mar 1, 2021 at 09:25 AM

Data in this report are provisional and subject to change.

The numbers in the table below represent the number of Florida and non-Florida residents for whom test results were received by the Department of Health. A person can be tested by more than one laboratory and can have both positive and negative results. **Therefore, the sum of the numbers in each column will be larger than the total number of people tested.**

Reporting lab	Inconclusive	Negative	Positive	Percent positive	Total
URGENT CARE OF ERWIN		5			5
Kroger 099 - The Little Clinic Fort Collins		5			5
HENDRY REGIONAL CONVENIENT CARE CENTER			5	100%	5
OHIO DEPARTMENT OF HEALTH			5	100%	5
DAVENPORT PEDIATRICS PA		1	4	80%	5
Army Residence Community		5			5
MINUTECLINIC DIAGNOSTIC OF ILLINOIS		4	1	20%	5
LPG PRIMARY CARE AT BONITA BAY LIFESTYLE CENTER		4	1	20%	5
COMPUNET CLINICAL LAB			5	100%	5
LAKE COUNTY DETENTION CENTER		3	2	40%	5
CELEBRATION PEDIATRICS PA			5	100%	5
PALMS WEST HOSPITAL			5	100%	5
FLORIDA CLINICAL LABORATORY - BIOREFERENCE LABORATORIES		2	3	60%	5
AURORA UNIVERSITY WELLNESS CENTER		5			5
MEDICAL CENTER OF BLOUNTSTOWN			5	100%	5
CVS MINUTE CLINIC DIAGNOSTIC OF TN #3293		5			5
GOOD SAMARITAN MEDICAL CENTER			5	100%	5
WOODHULL MEDICAL AND MENTAL HEALTH CTR		5			5
JUPITER CLINIC			5	100%	5
INNOVATIVE COVID-DIVERSEY			5	100%	5
GULF COAST VETERANS HCS PANAMA CITY OPC		5			5
PUTNAM HOSPITAL CENTER LABORATORY		5			5
MINUTECLINIC DIAGNOSTIC OF KENTUCKY		5			5
WALGREEN #6538		5			5
UF HEALTH PATHOLOGY LABORATORIES			5	100%	5
UCF STUDENT HEALTH SERVICES LABORATORY		2	3	60%	5
CVS TX7827POCT ROUND ROCK		5			5
NORTHPORT MEDICAL CENTER LAB		5			5
SIGNATURE URGENT CARE			5	100%	5
Walker BaptistMedCtr		4	1	20%	5
BROWNE MEDICAL LLC		3	2	40%	5
LABS PLUS LLC		5			5
GRAND VILLA OF MELBOURNE		3	2	40%	5
UW MEDICINE VIROLOGY LAB			5	100%	5
PEDIATRICS OF ALTAMONTE		5			5
MEDEXPRESS URGENT CARE-MUNCIE		5			5
FLORIDA DEPARTMENT OF HEALTH SEMINOLE COUNTY		1	4	80%	5
CVS NV408817POCT LAS VEGAS		1	4	80%	5
MEDI-DRUG INC		4	1	20%	5
THE UNIVERSITY OF VERMONT MEDICAL CENTER		4	1	20%	5
ST CHARLES BEND LABORATORY		4	1	20%	5
PRINCIPLE HOSPICE SERVICE, LLC			5	100%	5
CONCENTRA URGENT CARE		1	4	80%	5
TRANSPLANT GENOMICS INC (EUROFINS)		5			5
LIFEPLUS HEALTHCARE GROUP INC		5			5
INTERNAL MEDICINE & PRIMARY CARE ASSOCIATES, PLC			5	100%	5
JUPITER ISLAND MEDICAL CLINIC INC		5			5

COVID-19: testing by laboratory

Data through Feb 28, 2021 verified as of Mar 1, 2021 at 09:25 AM

Data in this report are provisional and subject to change.

The numbers in the table below represent the number of Florida and non-Florida residents for whom test results were received by the Department of Health. A person can be tested by more than one laboratory and can have both positive and negative results. **Therefore, the sum of the numbers in each column will be larger than the total number of people tested.**

Reporting lab	Inconclusive	Negative	Positive	Percent positive	Total
PATIENT FIRST - LEESBURG			5	100%	5
RUSH UNIVERSITY MEDICAL CENTER LABORATORY			5	100%	5
AHC Decatur County		5			5
UNDERGROUND FREE CLINIC		5			5
XRL SXF REF LAB		5			5
CLEVELAND CLINIC MARTIN HEALTH NURSING & RESTORATIVE		5			5
DIXIE COUNTY EMERGENCY SERVICES			5	100%	5
WHITE WILSON MEDICAL CENTER - FWB		1	4	80%	5
SHEEPSHEAD BAY URGENT CARE		5			5
GREENVILLE MEMORIAL HOSPITAL LAB			5	100%	5
SANTOS REHABILITATION CENTER INC			5	100%	5
REDMED OF CROSSTOWN		2	3	60%	5
WHEELER LABORATORY		4	1	20%	5
ADVANCED URGENT CARE OF MARATHON		1	4	80%	5
PANCARE HEALTH YOUNGSTOWN			4	100%	4
ManorCare Health Services Camp Hill		4			4
CAPITAL HEALTH LABORATORY INC			4	100%	4
ASCENDI HOME HEALTH AGENCY INC			4	100%	4
CVS GA2236POCT WOODSTOCK		4			4
ManorCare Rehabilitation Center- Decatur		4			4
CVS GA2147POCT KENNESAW		3	1	25%	4
LEON MEDICAL CENTERS, LLC			4	100%	4
INVERNESS FAMILY CARE HIGH RISK PLLC			4	100%	4
INTERMARKET FACILITY			4	100%	4
Sunrise Health and Rehabilitation Center			4	100%	4
OHSU MOLECULAR MICROBIOLOGY LAB		3	1	25%	4
CVS NJ2815POCT E BRUNSWICK		3	1	25%	4
PARADIGM LABORATORIES			4	100%	4
JFK INTERNAL MEDICINE FACULTY PRACTICE		2	2	50%	4
MEDEXPRESS URGENT CARE - WICHITA, S SENECA ST		2	2	50%	4
DEPARTMENT OF PATHOLOGY ROME MEMORIAL		3	1	25%	4
ARC POINT LABS OF AUSTIN NORTH			4	100%	4
CVS TN2179POCT MURFREESBORO		4			4
MEDEXPRESS URGENT CARE HUNTINGTON		4			4
MINUTECLINIC DIAGNOSTIC OF RHODE ISLAN		4			4
SOUTHLAND SUITES OF LAKELAND			4	100%	4
SUMNER REGIONAL MEDICAL CENTER		3	1	25%	4
BEECHTREE MOLECULAR LAB LLC			4	100%	4
MEDEXPRESS URGENT CARE - YORK		1	3	75%	4
PDL PHARMACY CORP			4	100%	4
WOMEN'S CARE FLORIDA, LLC		4			4
MINUTECLINIC OF NEVADA-2955 S FT APACH		4			4
MINUTE CLINIC LLC # 2033		3	1	25%	4
BETH ISRAEL MEDICAL CENTER LABS		4			4
MASSASHUSETTS STATE LAB INSTITUTE		1	3	75%	4
FAMILY MEDICINE AT WATERMAN		4			4
MINUTECLINIC DIAGNOSTIC OF NORTH CAROLINA PC #7054		3	1	25%	4

COVID-19: testing by laboratory

Data through Feb 28, 2021 verified as of Mar 1, 2021 at 09:25 AM

Data in this report are provisional and subject to change.

The numbers in the table below represent the number of Florida and non-Florida residents for whom test results were received by the Department of Health. A person can be tested by more than one laboratory and can have both positive and negative results. **Therefore, the sum of the numbers in each column will be larger than the total number of people tested.**

Reporting lab	Inconclusive	Negative	Positive	Percent positive	Total
NORTH OKALOOSA CLINIC CORP		1	3	75%	4
ST PETE DIRECT PRIMARY CARE		2	2	50%	4
DEPARTMENT OF HEALTH/ NEW YORK			4	100%	4
DERMATOLOGY SPECIALISTS OF FL - DR. JON WARD			4	100%	4
State Lab Unspecifd			4	100%	4
MINUTECLINIC DIAG OF IND, LLC #6472		4			4
ADVANCED URGENT CARE LLC		1	3	75%	4
LAKE FOREST PARK OP CO LLC		4			4
Kroger 752 - The Little Clinic Central Station		3	1	25%	4
Westminster Manor		3	1	25%	4
MEDEXPRESS URGENT CARE-PASADENA		4			4
LIFEHOPE LABS			4	100%	4
CVS MA2172POCT NORTH GRAFTON		4			4
CVS CA8850POCT HUNTINGTON BEACH		3	1	25%	4
HUNT CLUB MEDICAL CARE			4	100%	4
PALM BEACH CANCER INSTITUTE			4	100%	4
ADVENTHEALTH NEW SMYRNA BEACH COMMUNITY HEALTH			4	100%	4
SOUTH FLORIDA PEDIATRIC PARTNERS			4	100%	4
CAREWELL URGENT CARE			4	100%	4
SELECT PHYSICIANS ALLIANCE PL		4			4
Metro West Nursing and Rehab			4	100%	4
URGENT CARE - OCONEE		2	2	50%	4
BIOREFERENCE LABORATORIES			4	100%	4
CFP PHYSICIANS GROUP			4	100%	4
SINAI PLAZA NURSING AND REHAB CENTER			4	100%	4
MARSHFIELD LABORATORIES			4	100%	4
COMMUNITY HEALTH CENTER OF WEST PALM BEACH			4	100%	4
UNION CITY MANOR NURSING CENTER		4			4
PHYSICIANS IMMEDIATE CARE AURORA			4	100%	4
ALVARO J DANGOND MD PA		4			4
FLORENCE - HUNTSVILLE HOSPITAL URGENT CARE		3	1	25%	4
Crowne Health Care of Montgomery		4			4
IMIC INC RESEARCH			4	100%	4
ARCPPOINT LABS OF FORT LAUDERDALE, FL CENTRAL		1	3	75%	4
EPI			4	100%	4
COMPREHENSIVE CLINICAL RESEARCH, LLC			4	100%	4
CORIZON HEALTH INC			4	100%	4
CONSULATE HEATH CARE AT WEST ALTAMONTE			4	100%	4
CVS NV9841POCT RENO		2	2	50%	4
MEDEXPRESS URGENT CARE - MOUNTAIN HOME		3	1	25%	4
CVS TX7821POCT LEAGUE CITY		4			4
MEDEXPRESS URGENT CARE - KOKOMO		4			4
CVS SC2736POCT MURRELLS INLET		4			4
DYNACARE LABORATORIES			4	100%	4
SONIC REFERENCE LABORATORY			4	100%	4
CELAL GUROL ERBAY, MD			4	100%	4
MAINE DEPARTMENT OF HEALTH AND HUMAN SERVICES			4	100%	4

COVID-19: testing by laboratory

Data through Feb 28, 2021 verified as of Mar 1, 2021 at 09:25 AM

Data in this report are provisional and subject to change.

The numbers in the table below represent the number of Florida and non-Florida residents for whom test results were received by the Department of Health. A person can be tested by more than one laboratory and can have both positive and negative results. **Therefore, the sum of the numbers in each column will be larger than the total number of people tested.**

Reporting lab	Inconclusive	Negative	Positive	Percent positive	Total
MEDEXPRESS URGENT CARE - MARKHAM STREE		3	1	25%	4
CVS MA2297677CV BOSTON		4			4
CVS PA4077POCT BELLE VERNON		4			4
GUIDANCE / CARE CENTER, INC		4			4
CVS CT718POCT ANSONIA		4			4
TREASURE COAST URGENT & FAMILY CARE			4	100%	4
ALLIANCE PEDIATRICS PA			4	100%	4
MINUTECLINIC DIAG OF IND, LLC #10190		4			4
DTR LABS		3	1	25%	4
MEDEXPRESS URGENT CARE - WEIRTON		4			4
MINUTECLINIC DIAGNOSTIC OF WISCONSIN, LLC		4			4
MEDEXPRESS URGENT CARE - MBURG COMMONS		4			4
GILCHRIST COUNTY HEALTH DEPT			4	100%	4
PRINCIPLE LABORATORY		3	1	25%	4
MEDEXPRESS URGENT CARE- FORT WORTH N T		4			4
MEDEXPRESS URGENT CARE, FAIRMONT		4			4
SANFORD SOUTH UNIVERSITY		4			4
CVS HEALTH, #2043		4			4
MEDEXPRESS URGENT CARE - TULSA, S YALE AVE		4			4
SOUTHEASTERN REGIONAL MEDICAL CENTER			4	100%	4
KENTUCKY CABINET FOR HEALTH AND FAMILY SERVICES			4	100%	4
GEORGE E WEEMS MEMORIAL HOSPITAL LAB		3	1	25%	4
CELEBRATION PEDIATRICS			4	100%	4
MEDEXPRESS URGENT CARE - LOGAN		4			4
GASTROENTEROLOGY ASSOC OF PENSACOLA, PA		2	2	50%	4
MARION AND BERNARD L SAMSON NURSING CENTER			4	100%	4
PHYSICIANS QUALITY CARE			4	100%	4
NOT GIVEN		1	3	75%	4
OHIO CVS STORES		3	1	25%	4
DASCENA LABORATORY			4	100%	4
MEDEXPRESS URGENT CARE LAVALE		4			4
CAREWELL 202			4	100%	4
MINUTECLINIC, DIAGNOSTIC OF TEXAS, LL		4			4
MINUTECLINIC DIAGNOSTIC OF OHIO #2964		4			4
IVY ROSEN MD PLLC		4			4
MEDICINE SHOPPE #1306 THE		3	1	25%	4
AIREVAC INTERNATIONAL		4			4
VA Primary Care Clinic at Meharry		3	1	25%	4
CVS NC2313POCT RALEIGH		3	1	25%	4
MEMORIAL HEALTH CARE SYSTEMS			4	100%	4
CVS MINUTE CLINIC DIAGNOSTIC OF TEXAS		3	1	25%	4
ST. MARY'S HOSPITAL			4	100%	4
POWERS PEDIATRICS			4	100%	4
NORTHEAST PEDIATRICS			4	100%	4
BELLIN HEALTH LAB		1	3	75%	4
CVS TX7162POCT HOUSTON		4			4
STONE CLINICAL LABORATORIES OF FL LLC		4			4

COVID-19: testing by laboratory

Data through Feb 28, 2021 verified as of Mar 1, 2021 at 09:25 AM

Data in this report are provisional and subject to change.

The numbers in the table below represent the number of Florida and non-Florida residents for whom test results were received by the Department of Health. A person can be tested by more than one laboratory and can have both positive and negative results. **Therefore, the sum of the numbers in each column will be larger than the total number of people tested.**

Reporting lab	Inconclusive	Negative	Positive	Percent positive	Total
MINUTE CLINIC #8979		4			4
BIOTEST PLASMA CENTER		4			4
PEACEHEALTH LABORATORIES		3	1	25%	4
LPG PRIMARY CARE AT MATTHEW DRIVE		4			4
APOPKA FAMILY HEALTH CENTER		3	1	25%	4
AHC of Mckenzie		4			4
NEMOURS CHILDREN'S CLINIC			4	100%	4
HENDRY/GLADES COUNTY HEALTH DEPARTMENT		3	1	25%	4
WESLEY CHAPEL INTERNAL MEDICINE AND PEDIATRICS			4	100%	4
MEDEXPRESS URGENT CARE - FREDERICK		4			4
Kroger 124 - The Little Clinic University		3	1	25%	4
PRINCETON BMC LABORATORY		4			4
CVS PA813POCT RICHBORO		4			4
UNIVERSITY OF WASHINGTON MEDICAL CENTER (UWMC) EMERGENCY DEPT.			4	100%	4
BETHPAGE EXTENDED HOURS CENTER		4			4
PELICAN LANDING		1	3	75%	4
CONSOLIDATED LABORATORY SERVICES			4	100%	4
SunTerrace Health Care Center		3	1	25%	4
BENEVA LAKES HEALTHCARE & REHAB CENTER			4	100%	4
IMMUNOGENOMICS LLC		1	3	75%	4
MEDICAL CENTER ENTERPRISE			4	100%	4
MINUTECLINIC DIAG OF IND LLC #1367		4			4
WYOMING PUBLIC HEALTH LAB			4	100%	4
HEART OF FLORIDA HEALTH CENTER INC		1	3	75%	4
OKLAHOMA STATE UNIVERSITY DIAGNOSTIC LAB			4	100%	4
MINUTECLINIC DIAGNOSTIC OF VIRGINIA, LLC #1656		4			4
WALGREENS #10972	1	3			4
TARPON SPRINGS PEDIATRICS, LLC			4	100%	4
OURMED		3	1	25%	4
CLINICAL LABORATORIES OF THE BUFFALO		3	1	25%	4
MEMORIAL HEALTHCARE SYSTEM		1	3	75%	4
CVS MO5655POCT LIBERTY		1	3	75%	4
MINUTECLINIC #8760		4			4
GENEVA GENERAL HOSPITAL LABORATORY		3	1	25%	4
PINELLAS POINT NURSING AND REHAB			4	100%	4
CVS TN7698POCT KNOXVILLE		4			4
REHABILITATION CENTER OF WINTER PARK,THE			4	100%	4
ASCENSION ST VINCENT'S MEDICAL CENTER		3	1	25%	4
BIRMINGHAM VAMC		1	3	75%	4
LIFE CARE HOME HEALTH SERVICES LLC		1	3	75%	4
EXTENDICARE HEALTH & REHAB CENTER		4			4
FLORIDA HEART AND VASCULAR			4	100%	4
ELITE MEDICAL CENTER			4	100%	4
RML PHARMACY PC		4			4
THE LITTLE CLINIC			4	100%	4
ADVENTHEALTH MEDICAL GROUP PEDIATRICS		1	3	75%	4
PORT ORANGE NURSING & REHAB			4	100%	4

COVID-19: testing by laboratory

Data through Feb 28, 2021 verified as of Mar 1, 2021 at 09:25 AM

Data in this report are provisional and subject to change.

The numbers in the table below represent the number of Florida and non-Florida residents for whom test results were received by the Department of Health. A person can be tested by more than one laboratory and can have both positive and negative results. **Therefore, the sum of the numbers in each column will be larger than the total number of people tested.**

Reporting lab	Inconclusive	Negative	Positive	Percent positive	Total
RELIANT ACUTE CARE			4	100%	4
HEALTHY MINORS PEDIATRIC URGENT CARE		4			4
CVS OH3301POCT WOODMERE		4			4
DEVEREUX FLORIDA CHILDRENS CENTER			4	100%	4
ADVENT HEALTH - TUSKAWILLA		4			4
CVS CA9715POCT THOUSAND OAKS		4			4
COVID TESTING LLC			4	100%	4
Grace Rehabilitation of Vero Beach		4			4
BAYLOR ESOTERIC AND MOLECULAR LAB			4	100%	4
HARBORCHASE OF VILLAGES CROSSING			4	100%	4
MINUTE CLINIC, LLC #4650		4			4
ACCESS RECOVERY SOLUTIONS LLC			4	100%	4
SIGNATURE CARE EMERGENCY CENTER		2	2	50%	4
SHARP MEMORIAL HOSPITAL MICROBIOLOGY DEPT			4	100%	4
THE RETREAT AT PORT ORANGE			4	100%	4
MINUTE CLINIC DIAGNOSTIC OF VIRGINIA, LLC #7543		4			4
JOSEF SCHENKER, MD, PC		4			4
EMORY UNIVERSITY HOSPITAL		1	3	75%	4
MINUTECLINIC DIAGNOSTIC OF TN PC #240		4			4
FIFTH AVENUE PEDIATRICS		3	1	25%	4
Rutgers Health Rwj University Hospital - Laboratory		2	2	50%	4
Kroger 339 - The Little Clinic Highlands - Bardstown Road		4			4
CVS TX8387POCT AUSTIN		4			4
MONROE COUNTY DEPT OF PUBLIC HEALTH ST		4			4
COMPASSION PEDIATRICS			4	100%	4
HEALTHCARE NETWORK OF SOUTHWEST FLORIDA			4	100%	4
AURORA BAYCARE UROLOGY			4	100%	4
CULLMAN REGIONAL MEDICAL CENTER		3	1	25%	4
LOUISIANA DEPT. OF HEALTH AND HOSPITALS-INFECTIOUS DISEASE EPI SECTION			4	100%	4
PRIMECARE		2	2	50%	4
PEPIN ACADEMIES-PASCO		4			4
CVS GA7064POCT STOCKBRIDGE		4			4
MEDEXPRESS URGENT CARE - PRINCETON		4			4
SIGNATURE CARE MONTROSE		2	2	50%	4
MINUTE CLINIC DIAGNOSTIC MED GRP		3	1	25%	4
MINUTECLINIC, LLC #5707		4			4
MEDLAB INC		4			4
MAILBOX DIAGNOSTICS		2	2	50%	4
SJH			4	100%	4
HAMPTON ALF AT 24TH ROAD LLC			4	100%	4
FLORIDA CANCER SPECIALISTS AND RESEARCH		2	2	50%	4
REGIONAL MEDICAL LAB			4	100%	4
HARBOUR ISLAND PEDIATRICS LLC			4	100%	4
BAPTIST HEALTH MEDICAL CENTER			4	100%	4
COVENIENT CARE MEDICAL CLINIC			4	100%	4
Heartland of Boynton Beach			4	100%	4
VIDANT MEDICAL CENTER			4	100%	4

COVID-19: testing by laboratory

Data through Feb 28, 2021 verified as of Mar 1, 2021 at 09:25 AM

Data in this report are provisional and subject to change.

The numbers in the table below represent the number of Florida and non-Florida residents for whom test results were received by the Department of Health. A person can be tested by more than one laboratory and can have both positive and negative results. **Therefore, the sum of the numbers in each column will be larger than the total number of people tested.**

Reporting lab	Inconclusive	Negative	Positive	Percent positive	Total
CENTRAL JERSEY URGENT CARE OF EATONTOW		4			4
FLORIDA HOSPITAL ALTAMONTE		2	2	50%	4
BLUETAIL MEDICAL GROUP, LLC		3	1	25%	4
RHEA MEDICAL CENTER		4			4
MORGAN STANLEY HEALTH CENTER		4			4
BOND & STEELE CLINIC PA D/B/A BOND CLINIC PA		4			4
CAPTAIN JAMES A. LOVELL FEDERAL HEALTHCARE CENTER			4	100%	4
CARE ONE PRIMARY CARE			4	100%	4
MINUTECLINIC DIAGNOSTIC OF OHIO #3407		4			4
CVS OH2342POCT WEST CHESTER		3	1	25%	4
MEDEXPRESS URGENT CARE - TEAYS VALLEY		3	1	25%	4
CLINICAL PATHOLOGY LABORATORIES			4	100%	4
WALGREENS #07034		4			4
MINUTECLINIC DIAGNOSTIC OF SC, LLC #4		4			4
CVS TX8351POCT BEAUMONT		4			4
FCHC (OB)-DARWIN SQUARE CTR.			4	100%	4
COURTYARD GARDENS OF BOYNTON BEACH, LLC		1	3	75%	4
MINUTECLINIC DIANOSTIC OF VIRGINIA, LL		3	1	25%	4
REFUGE A HEALING PLACE, THE			4	100%	4
TRUE HEALTH- HOFFNER		3	1	25%	4
Park Ridge Nursing Center		3	1	25%	4
LATCHER LABORATORY OF A O FOX MEMORIAL		2	2	50%	4
COMMUNITY PHYSICIANS OF NORTH PORT PA			4	100%	4
FAMILY MEDICINE AT WINTER PARK			4	100%	4
MINUTE-CLINIC DIAGNOSTIC OF VIRGINIA,		4			4
UNC HOSPITAL/MCLENDON CLINICAL LABORATORIES			4	100%	4
Oakwood - North Baldwins Center for Living		4			4
GRAND VILLA OF LAKELAND		4			4
ACCENT PHYSICIAN SPECIALISTS PA		4			4
TRIDENT BIOMETRICS		3	1	25%	4
EXPRESS TESTING-ONE			4	100%	4
REELFOOT FAMILY WALK IN CLINIC		3	1	25%	4
MINUTE CLINIC OF KANSAS PA		1	3	75%	4
MEDEXPRESS URGENT CARE-SCOTT TOWNSHIP		3	1	25%	4
CVS TN7289POCT SIGNAL MOUNTAIN		4			4
MEDEXPRESS - NEWARK		4			4
INDUSTRY LAB DIAGNOSTIC PARTNERS			4	100%	4
UNIVERSITY OF MIAMI STUDENT HEALTH SERVICE			4	100%	4
PRL NYC PANDEMIC RESPONSE LAB			4	100%	4
PM PEDIATRICS OF SELDEN PLLC		4			4
TMH PHYSICIAN PARTNERS SOUTHWOOD		1	3	75%	4
DEPARTMENT OF HEALTH AND HUMAN SERVICES		2	2	50%	4
HARMONIOUS HOME HEALTH, LLC		4			4
CVS MA394POCT SEEKONK		4			4
DIAGNOSTIC & MEDICAL SPECIALISTS OF GREENWICH		2	2	50%	4
HOME DOCS		2	2	50%	4
OMNICARE PHARMACY OF TEXAS 1		4			4

COVID-19: testing by laboratory

Data through Feb 28, 2021 verified as of Mar 1, 2021 at 09:25 AM

Data in this report are provisional and subject to change.

The numbers in the table below represent the number of Florida and non-Florida residents for whom test results were received by the Department of Health. A person can be tested by more than one laboratory and can have both positive and negative results. **Therefore, the sum of the numbers in each column will be larger than the total number of people tested.**

Reporting lab	Inconclusive	Negative	Positive	Percent positive	Total
FAMILY MEDICAL CLINIC HOMESTEAD, LLC			4	100%	4
BARTON MEMORIAL HOSPITAL		3	1	25%	4
CVS MINUTE CLINIC DIAGNOSTIC OF KANSAS, PA		4			4
FISHERMEN'S HOSPITAL			4	100%	4
CHILDREN'S MEDICAL GROUP		4			4
MD ANDERSON			4	100%	4
THONOTOSASSA COMMUNITY HEALTH CENTER		1	3	75%	4
PANCARE HEALTH - PONCE DE LEON			4	100%	4
Calusa Harbour			4	100%	4
MONTANA DEPARTMENT OF PUBLIC HEALTH & HUMAN SERVICES			4	100%	4
PILGRIM PHARMACY INC		4			4
MINUTECLINIC DIAGNOSTIC OF PENNSYLVAN		3	1	25%	4
FHCP – ORMOND BEACH			4	100%	4
VITAL CARE URGENT CARE			4	100%	4
L3HARRIS FAMILY MEDICAL CENTER			4	100%	4
MINUTECLINIC DIAG OF IND LLC #8651		3	1	25%	4
MINUTECLINIC DIAG OF IND, LLC #6697		4			4
Millennium Nursing & Rehab Center		4			4
INTRACOASTAL LABS INC		4			4
AFFINITY URGENT CARE			4	100%	4
CVS OH3080POCT HUBER HEIGHTS		4			4
RIVER CITY MEDICAL ASSOCIATES INC			4	100%	4
MIAMI COMMUNITY HEALTH CENTER INC		1	3	75%	4
NEULIFE NEUROLOGICAL SERVICES LLC			4	100%	4
SOUTHWESTERN REGIONAL MEDICAL CENTER - TULSA		4			4
UF HEALTH PATHOLOGY LABORATORIES			4	100%	4
WILLIAM A HINTON STATE LABORATORY INSTITUTE		1	3	75%	4
COMPASSION PEDIATRIC URGENT CARE LLC			4	100%	4
MEDEXPRESS URGENT CARE - SOMERSET TOWNSHIP		4			4
GUTHRIE MEDICAL GROUP - CORNING		3	1	25%	4
Health Care Center of Jacksonville			4	100%	4
DISCOVERY VILLAGE AT DEERWOOD			4	100%	4
UNIVERISTY OF MIAMI			4	100%	4
CVS MD2956POCT NEW MARKET		3	1	25%	4
CVS NJ836POCT RUNNEMEDE		4			4
CARE CENTERS OF NASSAU LLC MINER ROAD NORTH		4			4
DIAMOND SPEEDWAY DIALYSIS		1	3	75%	4
MERCY URGENT CARE			4	100%	4
CLINICAL ASSOCIATES OF ORLANDO LLC		4			4
MEDEXPRESS - NEW CASTLE, DUPONT HWY		4			4
CARENOW URGENT CARE - WINTER SPRINGS		3	1	25%	4
INFINITI LABS INC			4	100%	4
CVS CA9113POCT CHULA VISTA		4			4
ENCOMPASS HOME HEALTH		4			4
CRESTAR LABS		2	2	50%	4
CVS IL8751POCT CHICAGO		4			4
WINCHESTER MEDICAL CENTER			4	100%	4

COVID-19: testing by laboratory

Data through Feb 28, 2021 verified as of Mar 1, 2021 at 09:25 AM

Data in this report are provisional and subject to change.

The numbers in the table below represent the number of Florida and non-Florida residents for whom test results were received by the Department of Health. A person can be tested by more than one laboratory and can have both positive and negative results. **Therefore, the sum of the numbers in each column will be larger than the total number of people tested.**

Reporting lab	Inconclusive	Negative	Positive	Percent positive	Total
GENUS DIAGNOSTICS			4	100%	4
MINUTECLINIC MINUTECLINIC #921		4			4
STEBEN COUNTY PUBLIC HEALTH		4			4
FLORIDA MEDICAL ASSOCIATES LLC			4	100%	4
CAREATC, INC.			4	100%	4
Mill Valley Care Center		4			4
SOUTH FLORIDA RESEARCH ORGANIZATION			4	100%	4
Kroger 959 - The Little Clinic Carmel		4			4
CAPE COD HOSPITAL			4	100%	4
MINUTECLINIC DIAGNOSTIC OF OHIO #4401		4			4
THE OASIS ALF		4			4
CULLMAN REGIONAL URGENT CARE		3	1	25%	4
MEDEXPRESS URGENT CARE - SOUTH PARKERSBURG		4			4
CELERION			4	100%	4
CVS PA1671POCT LANCASTER		4			4
Advanced Care Center			4	100%	4
OVIEDO CHILDRENS HEALTH CENTER LLC		1	3	75%	4
Bon Secours Place		3	1	25%	4
CENTERPLACE HEALTH, INC			4	100%	4
CVS NY549POCT RIDGEWOOD		2	2	50%	4
SYNEXUS CLINICAL RESEARCH US INC		2	2	50%	4
ELDER ALTERNATIVES INC		3	1	25%	4
MEDEXPRESS URGENT CARE PLEASANT HILLS		3	1	25%	4
USCG SECTOR ST PETE		1	3	75%	4
ADVANCED PEDIATRICS OF BOCA LLC			4	100%	4
CVS TX2263POCT SAN ANTONIO		4			4
MEDEXPRESS URGENT CARE - SUMMERSVILLE, WEBSTER RD		4			4
ROAN DRUG COMPANY LLC		4			4
CALIFORNIA DEPARTMENT OF PUBLIC HEALTH			4	100%	4
MEDEXPRESS URGENT CARE SHADYSIDE		3	1	25%	4
MINUTE CLINIC DIAGNOSTIC OF VIRGINIA, LLC #1905		4			4
DEACONESS HOSPITAL			4	100%	4
NAVAL MEDICAL CENTER SAN DIEGO			4	100%	4
MD NOW URGENT CARE - DELRAY WEST			4	100%	4
ORANGE COUNTY HEALTH DEPARTMENT		2	2	50%	4
FLORIDA HEALTH CARE PLANS STIRLING CENTER			4	100%	4
ADVICE FOR OPTIMAL WELLNESS, INC			3	100%	3
MOBIL LAB FOR ALL INC		3			3
FHPG_EXP CARE PALM HARBOR			3	100%	3
GADSDEN COUNTY HEALTH DEPARTMENT			3	100%	3
MINUTECLINIC 7196		2	1	33%	3
FHPG TAMPA PRIMARY CARE			3	100%	3
MPG JACKSONVILLE ATLANTIC BLVD		1	2	67%	3
STRINGFELLOW MEMORIAL HOSPITAL		3			3
MINUTECLINIC DIAG OF IND, LLC #5369		2	1	33%	3
GREENTREE MEDICAL CENTER			3	100%	3
KETAMINE HEALTH CENTERS AT BONITA SPRINGS, LLC		3			3

COVID-19: testing by laboratory

Data through Feb 28, 2021 verified as of Mar 1, 2021 at 09:25 AM

Data in this report are provisional and subject to change.

The numbers in the table below represent the number of Florida and non-Florida residents for whom test results were received by the Department of Health. A person can be tested by more than one laboratory and can have both positive and negative results. **Therefore, the sum of the numbers in each column will be larger than the total number of people tested.**

Reporting lab	Inconclusive	Negative	Positive	Percent positive	Total
NDX-CORE LAB			3	100%	3
WALGREENS NO 19542		3			3
CTRS			3	100%	3
MEDEXPRESS URGENT CARE, CHAMBERSBURG		2	1	33%	3
MINUTECLINIC DIAGNOSTIC MED GRP OF SAN		3			3
ST LUCIE COUNTY HEALTH DEPARTMENT		2	1	33%	3
ALLIANCE LABS @LRMC			3	100%	3
CENTRAL JERSEY URGENT CARE		3			3
CVS PHARMACY INC DBA CVS/PHARMACY #10908		3			3
HOMELAND CENTER		3			3
CVS TX10016POCT PRINCETON		3			3
FLORIDA LABORATORY ANALYSIS, LLC			3	100%	3
Cleveland Clinic Weston			3	100%	3
DOCTOR 4 U CLINIC		1	2	67%	3
MARTHA A PRICE MD PA		1	2	67%	3
LEE MEMORIAL HEALTH SYSTEM D/B/A		1	2	67%	3
NC STATE LABORATORY OF PUBLIC HEALTH		3			3
CVS IN6757POCT COLUMBUS		3			3
MINUTECLINIC, LLC #05814		3			3
NEMOURS CHILDRENS PRIMARY CARE HORIZON WEST			3	100%	3
ALLIANCE FOR MULTISPECIALTY RESEARCH		3			3
OHIO HEALTH DOCTORS HOSPITAL			3	100%	3
Broadview Multi-Care Center		3			3
LEXINGTON MEDICAL CENTER		1	2	67%	3
Bainbridge Health and Rehab		3			3
PROGRESS PHARMACY INC			3	100%	3
SPRING LAKE REHABILITATION CENTER			3	100%	3
MEDEXPRESS-HOUSTON EAST FWY		1	2	67%	3
VICAR'S LANDING NURSING HOME		2	1	33%	3
AUSTIN PUBLIC HEALTH			3	100%	3
TMH PHYSICIAN PARTNERS BLOUNTSTOWN			3	100%	3
MINUTECLINIC DIAG OF IND LLC #6840		3			3
HOPE HEALTH CARE, LLC		3			3
MIDWAY SPECIALTY CARE RX LLC		1	2	67%	3
COASTAL SKIN SURGERY AND DERMATOLOGY PL		3			3
TUFTS MEDICAL CENTER			3	100%	3
MERCY HOSPITAL			3	100%	3
LAURELLWOOD NURSING CENTER		1	2	67%	3
ACCESS HEALTH CARE		2	1	33%	3
CVS NC7548POCT FUQUAY VARINA		2	1	33%	3
HARBORCHASE OF GAINESVILLE			3	100%	3
CARENOW-ATASCOCITA			3	100%	3
ST. LUKE'S HOSPITAL - BETHLEHEM CAMPUS		1	2	67%	3
COVANCE CLS			3	100%	3
MINUTECLINIC DIAGNOSTIC OF VIRGINIA, LLC		3			3
LAKE MARY PEDIATRICS			3	100%	3
MINUTECLINIC DIAG OF IND, LLC #6648		2	1	33%	3

COVID-19: testing by laboratory

Data through Feb 28, 2021 verified as of Mar 1, 2021 at 09:25 AM

Data in this report are provisional and subject to change.

The numbers in the table below represent the number of Florida and non-Florida residents for whom test results were received by the Department of Health. A person can be tested by more than one laboratory and can have both positive and negative results. **Therefore, the sum of the numbers in each column will be larger than the total number of people tested.**

Reporting lab	Inconclusive	Negative	Positive	Percent positive	Total
FLORIDA GASTROENTEROLOGY ASSOCIATES PA		3			3
24TH WEAPONS OF MASS DESTRUCTION - CIVIL SUPPORT		3			3
SCHIFF CENTER FOR LIVER DISEASES		1	2	67%	3
MICHIGAN HEALTH CLINIC LABORATORIES		2	1	33%	3
GYN PATH SERVICES			3	100%	3
Magnolia Health and Rehab Center			3	100%	3
DOCTORS HOSPITAL RENAISSANCE			3	100%	3
CVS IN3975POCT JEFFERSONVILLE		2	1	33%	3
MEDEXPRESS URGENT CARE - HOLLINS		3			3
ORLANDO REGIONAL HEALTH SERVICES		1	2	67%	3
COVENANT PEDIATRICS		1	2	67%	3
LITTLE SPURS PEDIATRIC URGENT CARE		1	2	67%	3
ALABAMA DEPT PUBLIC HEALTH			3	100%	3
MEDEXPRESS URGENT CARE - WALDORF, CRAIN HWY		3			3
MED FUSION			3	100%	3
LYNN KEEFE, MD PEDIATRICS		1	2	67%	3
LOCH HAVEN PEDIATRICS			3	100%	3
ALOHA HOME CARE LLC DBA ACCENTCARE HOME HEALTH OF		3			3
QUEST DIAGNOSTICS CLINICAL LABORATORIES INC		2	1	33%	3
HIALEAH SHORES NURSING AND		2	1	33%	3
BRANDON REGIONAL EMERGENCY CTR			3	100%	3
CVS IN6605POCT INDIANAPOLIS		2	1	33%	3
DEPARTMENT OF HEALTH AND ENVIRONMENTAL CONTROL			3	100%	3
BAPTIST PRIMARY CARE, INC.		2	1	33%	3
HEPATOLOGY DIAGNOSTIC LAB			3	100%	3
SENTARA NORFOLK GENERAL HOSPITAL CENTRAL LAB			3	100%	3
OPTUM OF RED ROAD		3			3
NEWSTAR MEDICAL LABORATORIES		3			3
MEADOWS AT CYPRESS GARDENS, THE		3			3
Kroger 388 - The Little Clinic Braelinn Village		3			3
NASSAU UNIVERSITY MEDICAL CENTER DEPT		2	1	33%	3
SUPER HEALTH PHARMACY LLC		3			3
NORTH BROWARD HOSPITAL DISTRICT HEALTHCARE FOR THE HOMELESS			3	100%	3
NORTHCREST MEDICAL CENTER		1	2	67%	3
OWL NOW URGENT CARE			3	100%	3
Lakeview Village		3			3
VA OUTPATIENT CLINIC-NEW PORT RICHEY			3	100%	3
NASSAU COUNTY HEALTH DEPARTMENT		3			3
MEDEXPRESS - WILMINGTON CONCORD PIKE		2	1	33%	3
LPG PRIMARY CARE AT PINE ISLAND		3			3
MEDICAL SERVICES OF AMERICA HOME HEALTH		3			3
SUNSHINE STATE DIALYSIS			3	100%	3
CVS SC5550POCT CLOVER		2	1	33%	3
MINUTECLINIC LLC #5176			3	100%	3
JOSEPH SCHENKER MD PC		3			3
Village on the Green			3	100%	3
ESCO DRUG CO INC		3			3

COVID-19: testing by laboratory

Data through Feb 28, 2021 verified as of Mar 1, 2021 at 09:25 AM

Data in this report are provisional and subject to change.

The numbers in the table below represent the number of Florida and non-Florida residents for whom test results were received by the Department of Health. A person can be tested by more than one laboratory and can have both positive and negative results. **Therefore, the sum of the numbers in each column will be larger than the total number of people tested.**

Reporting lab	Inconclusive	Negative	Positive	Percent positive	Total
FELICIDAD MEDICAL CENTER INC			3	100%	3
CENTURY LINK SPORTS COMPLEX			3	100%	3
NOVANT HEALTH PRESBYTERIAN		2	1	33%	3
MINUTECLINIC DIAGNOSTIC OF OHIO #6147		2	1	33%	3
AKRON GENERAL MEDICAL CENTER MAIN		3			3
CENTRAL JERSEY URGENT CARE OF BROWN MI		3			3
PREMIER FAMILY AND SPORTS MEDICINE		2	1	33%	3
NORTH CAROLINA DEPT OF HEALTH & HUMAN SRVCS STATE LAB OF PUBLIC HEALTH			3	100%	3
BRIGHAM AND WOMEN'S HOSPITAL			3	100%	3
IOWA DEPARTMENT OF PUBLIC HEALTH			3	100%	3
MINUTECLINIC DIAG OF IND, LLC #8645		3			3
SIGNATURE CARE PFLUGERVILLE			3	100%	3
PATIENT FIRST - ALLENTOWN			3	100%	3
CVS PA5890POCT MONROEVILLE		2	1	33%	3
MEDEXPRESS URGENT CARE, HERMITAGE		1	2	67%	3
HILLVIEW LABORATORY			3	100%	3
Kroger 186 - The Little Clinic Holiday Manor		2	1	33%	3
GREATER MOBILE URGENT CARE – SPRINGHILL			3	100%	3
SURETOX LABORATORY LLC		2	1	33%	3
GRADY MEMORIAL HOSPITAL/MICRO			3	100%	3
H/L of WEst AShley Rhabilitation and Nursing Center		3			3
COASTAL LABORATORIES OF FLORIDA			3	100%	3
BRADENTON PHYSICIAN MEDICAL CENTER			3	100%	3
CVS NC7213POCT MATTHEWS		3			3
CVS MI8049POCT WATERFORD		3			3
PREMIER CLINICAL RESEARCH INSTITUTE INC			3	100%	3
CVS TX10140POCT THE WOODLANDS		3			3
SEMINOLE FAMILY HEALTH CENTER		3			3
SOUTH LAKE FAMILY HEALTH CENTER			3	100%	3
SUMMIT MEDICAL GROUP – WEST ORANGE		3			3
MINUTECLINIC DIAGNOSTICS OF IND LLC		1	2	67%	3
NAPHCARE INC		2	1	33%	3
MEDEXPRESS URGENT CARE-CHIPPEWA		2	1	33%	3
COMMUNITY MEDICAL CENTER			3	100%	3
CORTLAND REGIONAL MEDICAL CENTER		3			3
SPARROW CENTRAL LAB			3	100%	3
BROOKDALE LAKE MARY			3	100%	3
Kroger 635 - The Little Clinic Dacula		3			3
NYC PUBLIC HEALTH LABS			3	100%	3
GENDERXPRESS/PICTURE ME PERFECT IMAGING			3	100%	3
MINUTECLINIC MINUTECLINIC #3665		3			3
BOLING, STEPHANIE		3			3
SOFTCELL L-FORM LABORATORIES, LLC			3	100%	3
DAVENPORT PEDIATRICS CLERMONT PA		1	2	67%	3
CITY OF TALLAHASSEE		3			3
JOHNNIE RUTH CLARKE LAB			3	100%	3
MARYLAND STATE DEPT OF HEALTH	2		1	33%	3

COVID-19: testing by laboratory

Data through Feb 28, 2021 verified as of Mar 1, 2021 at 09:25 AM

Data in this report are provisional and subject to change.

The numbers in the table below represent the number of Florida and non-Florida residents for whom test results were received by the Department of Health. A person can be tested by more than one laboratory and can have both positive and negative results. **Therefore, the sum of the numbers in each column will be larger than the total number of people tested.**

Reporting lab	Inconclusive	Negative	Positive	Percent positive	Total
CVS TX5877POCT PEARLAND		3			3
MANORCARE NURSING & REHABILITATION CENTER-NAPLES		3			3
LEESBURG COMMUNITY HEALTH CENTERS			3	100%	3
SOUTH COUNTY MENTAL HEALTH CENTER INC			3	100%	3
LAHEY CLINIC MEDICAL CENTER			3	100%	3
BLUE SPRINGS SURGERY CENTER		3			3
APEX CLINICAL LABORATORIES INC		3			3
NYU WINTHROP LABORATORY		3			3
NORTHWEST FLORIDA CLINICAL LAB		1	2	67%	3
KISSIMMEE URGENT CARE		3			3
BAPTIST PRIMARY CARE FERNANDINA BEACH			3	100%	3
LINCOLN MEDICAL CENTER		3			3
MUNSON MEDICAL CENTER			3	100%	3
CVS SC1540POCT MYRTLE BEACH		2	1	33%	3
CABELL HUNTINGTON HOSPITAL CLINICAL LAB			3	100%	3
SUNDALE NURSING HOME		3			3
CLINICAL CARE ASSOCIATES, INC			3	100%	3
CCRX OF NORTH CAROLINA, LLC		2	1	33%	3
THOMAS LANGLEY			3	100%	3
Kroger 758 - The Little Clinic Providence		3			3
PRISMA HEALTH MIDLANDS			3	100%	3
US SPECIALTY LABS			3	100%	3
TERRACE OF ST CLOUD, THE		2	1	33%	3
CAMPAZZI CONCIERGE MEDICAL SERVICES		2	1	33%	3
BAPTIST HOSPITAL NURSING/PATIENT CARE			3	100%	3
MEDIC INFUSION PA		3			3
ST. PETERSBURG PEDIATRICS- 38TH AVENUE			3	100%	3
VIRGINIA DEPARTMENT OF HEALTH DIVISION OF			3	100%	3
CALLE OCHO DIALYSIS			3	100%	3
HAVEN CUSTEAD CARE CENTER			3	100%	3
CVS NC2771POCT CLAYTON		2	1	33%	3
ATLANTIC SURGERY CENTER OF JACKSONVILLE BEACH		3			3
PARKWAY DRUGS OF ONEIDA COUNTY NORTH I		2	1	33%	3
CVS OH3393POCT AURORA		2	1	33%	3
CVS MO8556POCT KANSAS CITY		3			3
UNIVERSITY OF MICHIGAN		2	1	33%	3
FULGENT GENETICS HOUSTON		3			3
ADVANCED PEDIATRICS			3	100%	3
HARBOUR'S EDGE		2	1	33%	3
CVS MD1515POCT LEONARDTOWN		2	1	33%	3
MINUTE CLINIC LLC #6765		3			3
MID FLORIDA CLINICAL LABORATORY		2	1	33%	3
MEDFIRST URGENT CARE			3	100%	3
BRENTWOOD SENIOR LIVING AT ST PETE			3	100%	3
MEDEXPRESS URGENT CARE NORWIN		3			3
HALIFAX HEALTH CARE FOR WOMEN		3			3
MINUTECLINIC DIAG OF IND, LLC #6483		1	2	67%	3

COVID-19: testing by laboratory

Data through Feb 28, 2021 verified as of Mar 1, 2021 at 09:25 AM

Data in this report are provisional and subject to change.

The numbers in the table below represent the number of Florida and non-Florida residents for whom test results were received by the Department of Health. A person can be tested by more than one laboratory and can have both positive and negative results. **Therefore, the sum of the numbers in each column will be larger than the total number of people tested.**

Reporting lab	Inconclusive	Negative	Positive	Percent positive	Total
CGH MEDICAL CENTER			3	100%	3
QUALITY LABORATORY SERVICE		2	1	33%	3
MEDEXPRESS URGENT CARE MARTINSBURG		2	1	33%	3
Kroger 448 - The Little Clinic Mason		3			3
Greystone Health Care Center		3			3
MALABAR FAMILY PRACTICE		1	2	67%	3
URGENT DOC - URGENT CARE CLINIC			3	100%	3
MOULTRIE CREEK NURSING AND REHAB			3	100%	3
BAYSIDE URGENT CARE CENTER INC			3	100%	3
SMOKY MOUNTAIN URGENT CARE AND FAMILY MEDICINE CENTER			3	100%	3
ADVANCED HEART CARE OF SOUTH FLORIDA		3			3
Kroger 768 - The Little Clinic Leestown Rd		2	1	33%	3
HEALGEN SCIENTIFIC			3	100%	3
WINDER NURSING INC DBA WINDER HEALTH CARE		3			3
CVS RI1717POCT 1 CVS DR			3	100%	3
ASPEN VALLEY HOSPITAL			3	100%	3
MEDEXPRESS URGENT CARE GREENSBURG		2	1	33%	3
MT CARMEL PHARMACY INC		3			3
FIRST CARE - MIDDLESBORO			3	100%	3
MINUTECLINIC, LLC #09202		2	1	33%	3
Robert Wood Johnson University Hospital		2	1	33%	3
NASSAU COUNTY HEALTH DEPARTMENT-FERNANDINA BEACH C		3			3
WINDSOR AT OCALA		2	1	33%	3
SAVANNAH COVE		3			3
BLACKWATER RIVER			3	100%	3
GONZALEZ MD AND ASWAD MD HEALTH SERVICES			3	100%	3
Englewood Health and Rehab			3	100%	3
UHEALTH JACKSON URGENT CARE - CUTLER BAY		1	2	67%	3
MINUTE CLINIC LLC #0169		3			3
VILLAGES HEALTH, THE		3			3
MEDICAL UNIVERSITY SC HOSPITAL			3	100%	3
BAPTIST OUTPATIENT SERVICES			3	100%	3
MINUTECLINIC DIAG OF IND, LLC #6910		3			3
SSM HEALTH ST LOUIS MICROBIOLOGY LABORATORY		1	2	67%	3
STEAMBOAT EMERGENCY CENTER			3	100%	3
CVS MINUTE CLINIC DIAGNOSTIC MED GRP		3			3
ANN STORCK CENTER INC		3			3
Bethany Health and Rehab		3			3
LPG PEDIATRICS AT LEHIGH ACRES		2	1	33%	3
UNIVERSITY OF KANSAS MEDICAL CENTER			3	100%	3
MC DIAGNOSTIC OF CONNECTICUT, PC #114		3			3
CVS IL8747POCT CHICAGO		3			3
CVS PA5241POCT CHALFONT		3			3
TIFTON CARECONNECT URGENT CARE			3	100%	3
GROVES CENTER			3	100%	3
CVS NJ862POCT MARLBORO		3			3
ORCHID COVE DAYTONA			3	100%	3

COVID-19: testing by laboratory

Data through Feb 28, 2021 verified as of Mar 1, 2021 at 09:25 AM

Data in this report are provisional and subject to change.

The numbers in the table below represent the number of Florida and non-Florida residents for whom test results were received by the Department of Health. A person can be tested by more than one laboratory and can have both positive and negative results. **Therefore, the sum of the numbers in each column will be larger than the total number of people tested.**

Reporting lab	Inconclusive	Negative	Positive	Percent positive	Total
CVS GA2841POCT LAWRENCEVILLE		3			3
MARION COUNTY FIRE RESCUE		3			3
HCR ManorCare Greentree		3			3
FLORIDA HOSPITAL PHYSICIANS GROUP		1	2	67%	3
LIFE CARE CENTER OF SKAGIT VALLEY		3			3
MEDEXPRESS URGENT CARE, BELLE VERNON		3			3
2412 LEBANON PIKE		2	1	33%	3
ADVENTHEALTH SEBRING- INFECTION CONTROL DEPARTMENT			3	100%	3
ENCOMPASS HEALTH REHABILITATION OF ALTAMONTE			3	100%	3
RICHMOND CITY DEPARTMENT OF PUBLIC HEALTH			3	100%	3
LRHS Florida Poly Tech		3			3
TAYLOR MANOR		1	2	67%	3
Gracemore Nursing and Rehab		3			3
LEVY COUNTY DEPT. OF PUBLIC SAFETY		1	2	67%	3
LONGWOOD FAMILY MEDICINE		1	2	67%	3
MONROE URGENT CARE		2	1	33%	3
ADVENT HEALTH - CENTRAL PASCO ER			3	100%	3
PROMPT CARE OF CENTRAL FLORIDA LLC			3	100%	3
MINUTECLINIC DIAGNOSTIC OF MICHIGAN, P		3			3
IVY CREEK URGENT CARE OF ENTERPRISE			3	100%	3
NORTH SHORE HOSP. INFECTION CONTROL			3	100%	3
MEDEXPRESS URGENT CARE - NORTH LITTLE		2	1	33%	3
FLAGLER FAMILY MEDICINE PA			3	100%	3
ST VINCENTS AMBULATORY CARE INC		1	2	67%	3
PARRISH MEDICAL CENTER-WAIVED TESTING		3			3
CVS PA1379POCT LANSDALE		3			3
CVS IN5696POCT FORT WAYNE		3			3
LEESBURG REGIONAL MEDICAL CENTER URGENT CARE			3	100%	3
CVS GA2108POCT NORCROSS		1	2	67%	3
ADRIANA M CASTRO MD PA		3			3
DOUGLASVILLE NURSING AND REHABILITATIO		3			3
BROOKDALE SENIOR LIVING			3	100%	3
WHITE EARTH IHS MAIN LAB		3			3
CVS TX1104POCT ALLEN		3			3
CVS MD4371POCT OCEAN CITY		3			3
HELIX LW UC		1	2	67%	3
CVS IL4778POCT EVANSTON		3			3
PARADISE VILLA ALF INCORPORATED		3			3
Fort Gaines Health and Rehab		3			3
COVID PROCESSING SITE			3	100%	3
CVS OH6123POCT CINCINNATI		2	1	33%	3
MD ANDERSON CANCER CENTER DI BAY AREA			3	100%	3
EAST TENNESSEE CHILDREN'S HOSPITAL		2	1	33%	3
ELITE PRIMARY CARE OF WAYCROSS			3	100%	3
VA PRIMARY CARE ANNEX			3	100%	3
Kroger 093 - The Little Clinic Stapleton		2	1	33%	3
THE OASIS BEACHSIDE		3			3

COVID-19: testing by laboratory

Data through Feb 28, 2021 verified as of Mar 1, 2021 at 09:25 AM

Data in this report are provisional and subject to change.

The numbers in the table below represent the number of Florida and non-Florida residents for whom test results were received by the Department of Health. A person can be tested by more than one laboratory and can have both positive and negative results. **Therefore, the sum of the numbers in each column will be larger than the total number of people tested.**

Reporting lab	Inconclusive	Negative	Positive	Percent positive	Total
CVS M08555POCT KANSAS CITY		3			3
MEDICAL CENTER OF CENTRAL GEORGIA			3	100%	3
MEDEXPRESS URGENT CARE-HERSHEY		2	1	33%	3
INTERNAL MEDICINE & PEDIATRICS WELLNESS CENTER			3	100%	3
ACM MEDICAL LABORATORY ALLIANCE		1	2	67%	3
SCIENTIFIC LABORATORY DIVISION			3	100%	3
Wynfield Park Health and Rehabilitation		3			3
BEEBE MEDICAL CENTER LABORATORY		3			3
CENTRAL DUPAGE HOSPITAL			3	100%	3
PEDIATRICS AND ADOLESCENT MEDICINE		2	1	33%	3
MED EXPRESS URGENT CARE PC - MARYLAND		2	1	33%	3
MINNEOLA PLACE A HOMEBRIDGE COMMUNITY		3			3
CARESPOT-WELLINGTON			3	100%	3
THE CLINIC OF PEDIATRICS & GI MEDICINE, INC			3	100%	3
CVS TN4624POCT KNOXVILLE		2	1	33%	3
UNITY HEALTH AND REHABILITATION CENTER			3	100%	3
CUMBERLAND MEDICAL CENTER INC		3			3
MEDEXPRESS URGENT CARE-ARLINGTON		2	1	33%	3
BLACK STALLION WALK IN AND EXERCISE CLINICS LLC		1	2	67%	3
FLORIDA MENTOR-POINT WEST CLUSTER		3			3
ACL LABORATORIES INDUSTRIAL TOXICOLOGY			3	100%	3
LIVINGSTON COUNTY DEPT OF HEALTH REPRO			3	100%	3
STUYVESANT URGENT CARE		3			3
CVS NV2928POCT LAS VEGAS		3			3
BAYCARE MEDICAL GROUP, INC		3			3
MINUTECLINIC, LLC #1452		3			3
MEDEXPRESS URGENT CARE - WEST ST PAUL, ROBERT ST S		3			3
BROOKDALE OAKBRIDGE		1	2	67%	3
CAREHERE LLC			3	100%	3
PROPATH			3	100%	3
COOPER UNIVERSITY HOSPITAL LABORATORY		2	1	33%	3
FLORIDA MEDICAL CLINIC -INTERNAL MED DADE CITY			3	100%	3
NORTH NAPLES HOSPITAL RESPIRATORY THERAPY DEPARTMENT			3	100%	3
CVS MN6811POCT PLYMOUTH		3			3
GAINESVILLE PEDIATRIC ASSOCIATES			3	100%	3
MEDICAL CENTER OF THE ROCKIES			3	100%	3
SKIPPACK MEDICAL LAB			3	100%	3
AVANTE INVERNESS		1	2	67%	3
WEST TN HEALTH MED NORTH		3			3
MEDEXPRESS URGENT CARE - WAXAHACHIE, N HIGHWAY 77		1	2	67%	3
CLARA MAASS TRANSITIONAL CARE UNIT		3			3
PUBLIC HEALTH TRUST OF MIAMI DADE COUNTY			3	100%	3
WINKLER COURT□		2	1	33%	3
MINUTECLINIC DIAGNOSTIC MED GRP OF ORA		2	1	33%	3
CVS TN7144POCT BARTLETT		3			3
Life Care Center of Citrus County		2	1	33%	3
CVS GA3766POCT DACULA		1	2	67%	3

COVID-19: testing by laboratory

Data through Feb 28, 2021 verified as of Mar 1, 2021 at 09:25 AM

Data in this report are provisional and subject to change.

The numbers in the table below represent the number of Florida and non-Florida residents for whom test results were received by the Department of Health. A person can be tested by more than one laboratory and can have both positive and negative results. **Therefore, the sum of the numbers in each column will be larger than the total number of people tested.**

Reporting lab	Inconclusive	Negative	Positive	Percent positive	Total
NORTHERN LIGHT LABORATORY		1	2	67%	3
SISD EMPLOYEE HEALTH CLINIC			3	100%	3
BARONESS ERLANGER HOSPITAL		3			3
CVS MA1852POCT MEDWAY		3			3
MONTEFIORE MEDICAL CENTER LABS MONTEFIORE		2	1	33%	3
MEDEXPRESS URGENT CARE - RICHMOND, W BROAD ST		3			3
CVS NJ715POCT WAYNE		3			3
SOUTH MIAMI HOSPITAL			3	100%	3
JS HEALTHCARE		2	1	33%	3
Hunterdon Medical Center Laboratory		3			3
ALLIED PHYSICIANS GROUP PLLC		3			3
MEDICAL CITY DALLAS HOSPITAL			3	100%	3
LOYOLA UNIVERSITY MEDICAL CENTER LABORATORY			3	100%	3
MONTANA PUBLIC HEALTH LAB			3	100%	3
SCRIPPS CLINIC MEDICAL			3	100%	3
COMMUNICABLE DISEASE CONTROL/PUBLIC HEALTH EMERGENCY PREPAREDNESS			3	100%	3
QUATRACOR PLLC		3			3
TIEHH BIOTERRORISM RESPONSE LAB			3	100%	3
PATHOLOGY REFERENCE LAB LLC			3	100%	3
DELAWARE PUBLIC HEALTH LABORATORY		1	2	67%	3
MURFREESBORO MEDICAL CLINIC		3			3
MEDEXPRESS URGENT CARE - WHEELING		2	1	33%	3
COL CROSSROAD		1	2	67%	3
MEDEXPRESS URGENT CARE - WILKES BARRE		2	1	33%	3
RAPID CITY RUGENT CARE			3	100%	3
ESTERO FIRE RESCUE		3			3
CVS IN6713POCT BLOOMINGTON		3			3
CLEARWATER		2	1	33%	3
CROSSVILLE MEDICAL GROUP		1	2	67%	3
CROWNE HEALTH CARE OF FORT PAYNE		2	1	33%	3
SUN TERRACE HEALTH CARE CENTER			3	100%	3
BETTERMED URGENT CARE			3	100%	3
SARASOTA PERSONAL MEDICINE		2	1	33%	3
NEW YORK STATE DEPARTMENT OF HEALTH		1	2	67%	3
HEALTHQUEST, INC		2	1	33%	3
Westside Terrace		3			3
WELLMED AT APOLLO BEACH BLVD		1	2	67%	3
DACH MAIN LAB			3	100%	3
WALGREENS #07502		3			3
Gulfport Rehabilitation Center			3	100%	3
ADVANCED MEDICAL RESEARCH CENTER LLC			3	100%	3
SHANDS AT LAKE SHORE LAB		1	2	67%	3
NORTH DAKOTA DEPT OF HEALTH MICROBIOLOGY		1	2	67%	3
OHIO DEPARTMENT OF HEALTH LABORATORY		2	1	33%	3
DEPARTMENT OF HEALTH AND HUMAN SERVICES DIVISION OF BEHAVIORAL HEALTH		1	2	67%	3
Kroger 627 - The Little Clinic Castleberry		2	1	33%	3
BAPTIST HOSPITAL EMPLOYEE HEALTH OFF			3	100%	3

COVID-19: testing by laboratory

Data through Feb 28, 2021 verified as of Mar 1, 2021 at 09:25 AM

Data in this report are provisional and subject to change.

The numbers in the table below represent the number of Florida and non-Florida residents for whom test results were received by the Department of Health. A person can be tested by more than one laboratory and can have both positive and negative results. **Therefore, the sum of the numbers in each column will be larger than the total number of people tested.**

Reporting lab	Inconclusive	Negative	Positive	Percent positive	Total
CVS PA1296POCT DREXEL HILL		3			3
NONA PEDIATRIC CENTER			3	100%	3
PLAINVIEW PRIMARY CARE		3			3
Kroger 125 - The Little Clinic Castle Rock		2	1	33%	3
MENORAH MANOR			3	100%	3
Medilodge of Montrose		3			3
OPTUM PRIMARY CARE - SILVER LAKES			3	100%	3
INSPIRA MEDICAL CENTER VINELAND LAB		2	1	33%	3
MEDEXPRESS URGENT CARE - LITTLE ROCK		2	1	33%	3
CORTLAND COUNTY HEALTH DEPARTMENT		3			3
HELIX MEDICAL CENTERS		1	2	67%	3
TRUE HEALTH – LAKE UNDERHILL		3			3
TARRANT COUNTY PUBLIC HEALTH		3			3
IMMERSION RESIDENTIAL LLC			3	100%	3
BNR PHARMACY INC		3			3
FAMILY TREE MEDICAL GROUP PA		2	1	33%	3
PROHEALTH PRIMARY CARE - GLEN OAKS		3			3
HARBORCHASE OF STUART			3	100%	3
MEDFUSION		2	1	33%	3
CLINICA HISPANIA			3	100%	3
SUNCREST OMNI		3			3
CELEBRATION PRIMARY CARE ASSOCIATES LLC		3			3
CLINICAL CARE CENTER, INC			3	100%	3
YORK HOSPITAL - LABORATORY			3	100%	3
LEE CONVENIENT CARE AT SUMMERLIN			3	100%	3
Rosedale Green		3			3
MEDEXPRESS URGENT CARE-CLOQUET		3			3
ORLANDO FAMILY PHYSICIANS INC			3	100%	3
ONSLOW MEMORIAL HOSPITAL LABORATORY		3			3
CVS GA5637POCT VILLA RICA		3			3
320 S TRANSIT ST		3			3
VELOCITY CARE			3	100%	3
MINUTECLINIC DIAGNOSTIC OF KANSAS PA		3			3
OPENTRONS PRL		2	1	33%	3
CVS IN7653POCT EVANSVILLE		2	1	33%	3
SOFTLAB			3	100%	3
BNC Medical Investors, LLC Berrien Nursing & Rehabilitation Center		3			3
ROANE MEDICAL CENTER		2	1	33%	3
PEDIATRICS BY THE SEA JOG RD OFFICE			3	100%	3
MAYO		1	2	67%	3
ADVANCED URGENT CARE CENTER OF THE UPPER KEYS		1	2	67%	3
GARCIA MORALES NELSON			3	100%	3
VIRTUA MEMORIAL HOSPITAL BURLINGTON COUNTY		1	2	67%	3
Marian Manor, Inc		3			3
CAPTIAL REGIONAL MEDICAL CENTER			3	100%	3
NEBRASKA DEPARTMENT OF HEALTH AND HUMAN SERVICES			3	100%	3
Kennedy University Hospital -Wash Twp L		3			3

COVID-19: testing by laboratory

Data through Feb 28, 2021 verified as of Mar 1, 2021 at 09:25 AM

Data in this report are provisional and subject to change.

The numbers in the table below represent the number of Florida and non-Florida residents for whom test results were received by the Department of Health. A person can be tested by more than one laboratory and can have both positive and negative results. **Therefore, the sum of the numbers in each column will be larger than the total number of people tested.**

Reporting lab	Inconclusive	Negative	Positive	Percent positive	Total
WELLMED AT FORT PIERCE		1	2	67%	3
NEMOURS CHILDRENS PRIMARY CARE MAITLAND			3	100%	3
YATES COUNTY PUBLIC HEALTH		3			3
CANOPY PEDIATRICS		3			3
ADVENT HEALTH MEDICAL GROUP FAMILY MEDICINE			3	100%	3
HEARTLAND - CHARLESTON OF HANAHAN SC,		3			3
WAL-MART STORES EAST LP		2	1	33%	3
CVS MINUTE CLINIC DIAGNOSTIC MED GRP OF CAL		3			3
JUPITER INTERNAL MEDICINE AND ASSOCIATES			3	100%	3
CENTRAL FLORIDA PRIMARY CARE			3	100%	3
TAMPA		1	2	67%	3
VIRGINIA DIVISION OF CONSOLIDATED LABORATORIES			3	100%	3
WEST DADE PEDIATRICS			3	100%	3
EXETER HOSPITAL		3			3
URGENT CARE OF THE SMOKIES			3	100%	3
SOUTHEAST GEORGIA HEALTH SYSTEM, INC D		3			3
HIRAM COLLEGE HEALTH CENTER (ABBOTT)		3			3
BROOME COUNTY HEALTH DEPARTMENT		2	1	33%	3
WYOMING DEPT OF HEALTH			3	100%	3
PINELLAS PARK HEALTH CENTER - PINELLAS CHD		1	2	67%	3
THE PATHOLOGY LABORATORY		1	2	67%	3
FLORIDA HOSPITAL LABORATORIES		3			3
ERIE COUNTY PUBLIC HEALTH CLINICAL		3			3
SANFORD MOBILE LAB			3	100%	3
ST LUKES HOSPITAL LABORATORY		2	1	33%	3
FRESENIUS MEDICAL CARE			3	100%	3
CARENOW-LEBANON		1	2	67%	3
CVS NC5532POCT SUMMERFIELD		3			3
INTERNAL MEDICINE AND WOUND CARE SPECIALIST LLC		3			3
Walgreens #5984		3			3
LUVERNE HEALTH AND REHABILITATION		3			3
DEPT OF VA MEDICAL CENTER - RICHMOND		2	1	33%	3
AMI ST FRANCIS HOSPITAL LABORATORY		2	1	33%	3
NATURE COAST PRIMARY CARE LAB LLC			3	100%	3
HOUSTON METHODIST HOSPITAL			3	100%	3
CARDIOTHORACIC SURGERY OF HYDE PARK			3	100%	3
MINUTECLINIC DIAGNOSTIC OF WISCONSIN,		3			3
AZALEALAND NURSING HOME		3			3
KINGS BAY PEDIATRICS LLC			3	100%	3
Kroger 020 - The Little Clinic Wheat Ridge		2			2
BAPTIST HOSPITAL INTERNAL MEDICINE GULF BREEZE			2	100%	2
UNIVERSTIY OF ILLINOIS HOSPITAL			2	100%	2
HUMILITY OF MARY HEALTH PARTNERS			2	100%	2
FIRST CHOICE MEDICAL PC			2	100%	2
CAMBRIDGE SECURITY SERVICES		2			2
GREEN POINT RX INC DBA ALTRU CHEMISTS		2			2
WHOLE CHILD PEDIATRICS			2	100%	2

COVID-19: testing by laboratory

Data through Feb 28, 2021 verified as of Mar 1, 2021 at 09:25 AM

Data in this report are provisional and subject to change.

The numbers in the table below represent the number of Florida and non-Florida residents for whom test results were received by the Department of Health. A person can be tested by more than one laboratory and can have both positive and negative results. **Therefore, the sum of the numbers in each column will be larger than the total number of people tested.**

Reporting lab	Inconclusive	Negative	Positive	Percent positive	Total
HAWAII DEPARTMENT OF HEALTH			2	100%	2
SOMA MEDICAL CENTER PA #3 GREENACRES			2	100%	2
HELEN HAYES HOSPITAL LABORATORY		2			2
FAMILY CARE SPECIALISTS OF ORLANDO			2	100%	2
VIRGINIA DEPT OF HEALTH OFFICE OF EPIDEMIOLOGY			2	100%	2
DIVERSE MEDICAL CARE LLC			2	100%	2
MEDEXPRESS URGENT CARE - FORT SMITH		2			2
CHRISTUS SPOHN HOSPITAL			2	100%	2
PEDIATRICS IN NORTH FLORIDA PA			2	100%	2
ACKERMAN CANCER CENTER		2			2
SHORE MEDICAL CENTER		2			2
CVS CA9606POCT TEMECULA		2			2
HOME CARE PHARMACY OF PALM COAST INC		2			2
Providence of Sparta Health and Rehabilitation		2			2
UMHC HOLLYWOOD LABORATORY			2	100%	2
CARESPOT URGENT CARE		1	1	50%	2
PM PEDIATRICS OF BAYSIDE, PLLC - MANHASSET		2			2
LABRADOR PRIMARY CARE CENTER			2	100%	2
MARCO ISLAND MEDICAL CENTER			2	100%	2
WE CARE HOME HEALTH SOLUTIONS LLC			2	100%	2
VELOCITY URGENT CARE			2	100%	2
OAKMONT EAST- GREENVILLE SC, LLC		2			2
MOBILE COUNTY HEALTH DEPARTMENT		1	1	50%	2
DMC UNIVERSITY LABORATORIES		1	1	50%	2
OSF SAINT FRANCIS MEDICAL CENTER			2	100%	2
MINUTECLINIC DIAGNOSTIC MEDICAL		2			2
MEMORIAL HOSPITAL OF SOUTH BEND			2	100%	2
FASTCARE LLC			2	100%	2
VALLEY MEDICAL LABORATORY			2	100%	2
GALEN BAYLOR EXTENSION		2			2
MEDEXPRESS URGEN CARE - EAST BRUNSWICK		2			2
FLORIDA MEDICAL CENTER			2	100%	2
Kroger 745 - The Little Clinic Somerset		2			2
SWEETWATER NURSING CENTER		2			2
LAKESIDE HOSPITAL BELLE GLADE			2	100%	2
University Plaza Rehabilitation and Nursing			2	100%	2
INTERCOASTAL FAMILY PRATICE			2	100%	2
SIMMONS			2	100%	2
Jackson Health Care Facility			2	100%	2
CVS OH2518POCT COLUMBUS		1	1	50%	2
ACCESS LABORATORIES LLC			2	100%	2
TRUE HEALTH INC			2	100%	2
ADVANCED MEDICAL CARE			2	100%	2
CVS AZ10150POCT PHOENIX		2			2
NORTON IMMEDIATE CARE CENTER - PRESTON			2	100%	2
DNA DIAGNOSTICS CENTER		2			2
MOUNT SINAI AVENTURA DIAGNOSTIC CENTER			2	100%	2

COVID-19: testing by laboratory

Data through Feb 28, 2021 verified as of Mar 1, 2021 at 09:25 AM

Data in this report are provisional and subject to change.

The numbers in the table below represent the number of Florida and non-Florida residents for whom test results were received by the Department of Health. A person can be tested by more than one laboratory and can have both positive and negative results. **Therefore, the sum of the numbers in each column will be larger than the total number of people tested.**

Reporting lab	Inconclusive	Negative	Positive	Percent positive	Total
CVS MA1006POCT BROCKTON		2			2
UVA HEALTH SYSTEM MEDICAL LABORATORIES			2	100%	2
ROPER HOSPITAL			2	100%	2
NORTH MCALLEN PEDIATRIC CENTER			2	100%	2
PANCARE HEALTH - SNEADS ELEMENTARY			2	100%	2
INA		1	1	50%	2
HAMILTON COUNTY HEALTH DEPARTMENT		2			2
RAPID RESULT CORP LLC		1	1	50%	2
PICHARDO CLINIC, THE			2	100%	2
MINUTECLINIC DIAGNOSTIC PA #3344		2			2
BMC/JACSONVILLE		1	1	50%	2
CVS IN6572POCT INDIANAPOLIS		2			2
DEBORAH HEART AND LUNG CENTER		2			2
SHERIDAN AT HOBE SOUND, THE			2	100%	2
TRUSTBRIDGE			2	100%	2
ACN PHYSICIANS GROUP CORP			2	100%	2
MY PHARMACY			2	100%	2
DALLAS BAPTIST UNIVERSITY - HEALTH SERVICES			2	100%	2
CITRUS DERMATOLOGY			2	100%	2
Buena Vista Care Center		2			2
MASSACHUSETTS DEPARTMENT OF HEALTH			2	100%	2
MEMORIAL HERMANN CONSOLIDATED LABORATORY SERVICES			2	100%	2
CVS AZ9290POCT PHOENIX		2			2
SCDHEC BUREAU OF LABORATORIES			2	100%	2
441 URGENT CARE-MULBERRY			2	100%	2
DOCTORS MEDICAL CTR OF WALTON COUNTY			2	100%	2
COOPER CLINIC			2	100%	2
PruittHealth Lakehaven		2			2
MINUTECLINIC MINUTECLINIC #4978		1	1	50%	2
VENETIAN GARDENS		2			2
DEER'S HEAD CENTER		2			2
VALUE DRUGS BRONXVILLE INC		2			2
PM PEDIATRICS OF BAYSIDE, PLLC - RIVE		2			2
POINT OF CARE PRIVATE HEALTH MANAGEMENT			2	100%	2
Kroger 522 - The Little Clinic Gahanna		1	1	50%	2
NORTHSIDE FAMILY MEDICINE AND URGENT CARE (EAST COBB)		2			2
ALL4KIDZ PEDIATRICS LLC		2			2
PALMETTO FAMILY HEALTH CENTER			2	100%	2
MADISON HOSPITAL LABORATORY			2	100%	2
ILLINOIS DEPT OF PUBLIC HEALTH LABS			2	100%	2
FLORIDA MEDICAL CLINIC RADIOLOGY DALE MABRY		2			2
ROYAL CARE MEDICAL CENTER			2	100%	2
MAIN STREET MEDICAL CENTERS		2			2
SPRINGFIELD HOSPITAL LABORATORY			2	100%	2
BERNHARDT LABORATORIES INC			2	100%	2
PLASMA MED RESEARCH DBA		2			2
INSPIRIT SENIOR LIVING			2	100%	2

COVID-19: testing by laboratory

Data through Feb 28, 2021 verified as of Mar 1, 2021 at 09:25 AM

Data in this report are provisional and subject to change.

The numbers in the table below represent the number of Florida and non-Florida residents for whom test results were received by the Department of Health. A person can be tested by more than one laboratory and can have both positive and negative results. **Therefore, the sum of the numbers in each column will be larger than the total number of people tested.**

Reporting lab	Inconclusive	Negative	Positive	Percent positive	Total
ST JOSEPH'S HOSPITAL NORTH LABORATORY			2	100%	2
MARLBORO URGENT CARE		2			2
RDX BIOSCIENCE INC			2	100%	2
NLC LABS			2	100%	2
CIGNA GATEWAY			2	100%	2
Stillwater Healthcare		2			2
NORTH COUNTRY FAMILY HEALTH CENTER INC		2			2
NATHAN LITTAUER HOSPITAL LAB		2			2
ALL PEDIATRIC CARE PA			2	100%	2
CVS OH6185POCT PICKERINGTON		2			2
ST. ELIZABETH HEALTHCARE			2	100%	2
REGIONAL MEDICAL CENTER BAYONET POINT			2	100%	2
SENDER RETREAT ADULT DAY CARE CENTERS			2	100%	2
MINUTE CLINIC DIAGNOSTIC OF KANSAS PA		2			2
JBSA-SAM HOUSTON			2	100%	2
METHODIST MANSFIELD MEDICAL CENTER			2	100%	2
JEFFERSON WASHINGTON TOWNSHIP HOSPITAL		2			2
BENEVA LAKES ASSISTED LIVING CENTER			2	100%	2
Kroger 412 - The Little Clinic Oxford		2			2
STANFORD HEALTH CARE ANATOMIC PATHOLOGY & CLINICAL LAB			2	100%	2
MAYO CLINIC COUMADIN CLINIC LABORATORY		1	1	50%	2
PRECISION DIAGNOSTIC INC		2			2
MINUTE-CLINIC DIAGNOSTIC OF VIRGINIA, LLC		2			2
MEDEXPRESS URGENT CARE - LEDGEWOOD		2			2
NAVAL MEDICAL CENTER			2	100%	2
SAFE PMC		2			2
MEDAILLE COLLEGE WELLNESS CENTER		2			2
FHCP ASC - ORANGE CITY			2	100%	2
SPRINGHILL SENIOR RESIDENCE		2			2
MEDEXPRESS URGENT CARE - SPRINGFIELD, COOLEY ST		2			2
SIGNAL DIAGNOSTICS DBA FLOWHEALTH LABS			2	100%	2
Hackensack Univ Medical Center At Pasc		1	1	50%	2
GASTROENTEROLOGY ASSOCIATES			2	100%	2
REGIONS HOSPITAL LABORATORY			2	100%	2
CENTRAL FLORIDA FAMILY HEALTH CENTER		2			2
TRINITY DIALYSIS			2	100%	2
KIVA AT MOUNT DORA			2	100%	2
Kroger 130 - The Little Clinic Colorado Springs		2			2
BRANDYWYNE HEALTH CARE CENTER			2	100%	2
Kroger 686 - The Little Clinic Farragut		2			2
ANDERSON COUNTY HOSPITAL			2	100%	2
GRANDVIEW COLLEGE STUDENT HEALTH CENTE		2			2
RIVERVIEW MEDICAL CLINIC		2			2
CVS PA7132POCT THORNDALE		2			2
Kroger 328 - The Little Clinic Henderson Road		2			2
PREMIER PEDIATRICS			2	100%	2
ADVENTHEALTH MEDICAL GROUP PEDIATRICS AT APOPKA		2			2

COVID-19: testing by laboratory

Data through Feb 28, 2021 verified as of Mar 1, 2021 at 09:25 AM

Data in this report are provisional and subject to change.

The numbers in the table below represent the number of Florida and non-Florida residents for whom test results were received by the Department of Health. A person can be tested by more than one laboratory and can have both positive and negative results. **Therefore, the sum of the numbers in each column will be larger than the total number of people tested.**

Reporting lab	Inconclusive	Negative	Positive	Percent positive	Total
DOCTORS CARE OF PALM COAST			2	100%	2
SOUTH DAKOTA DEPARTMENT OF HEALTH		2			2
CVS NH6596POCT HAMPTON		2			2
CARE 365			2	100%	2
LEGACY ER & URGENT CARE - FRISCO WEST			2	100%	2
F W HUSTON MEDICAL CENTER SENIOR LIVIN		2			2
MEDEXPRESS URGENT CARE - LINCOLN VILLA		2			2
SPECIALTY LABORATORIES			2	100%	2
PHYSICIANS MEDICAL CENTER		2			2
SOUTHEAST GEORGIA HEALTH SYSTEM			2	100%	2
SARASOTA MEMORIAL MEDICAL URGENT CARE CENTER			2	100%	2
LEHIGH MEDICAL AND RESEARCH CENTER, INC			2	100%	2
Hartwell Health and Rehabilitation		2			2
HERNANDO CHILDREN'S			2	100%	2
NEWTON MEMORIAL HOSPITAL		2			2
WISE HEALTH SYSTEM		1	1	50%	2
MD NOW URGENT CARE MEDICAL CENTERS INC			2	100%	2
BIONIC TECHNOLOGIES CORPORATION			2	100%	2
Kroger 571 - The Little Clinic Hendersonville		1	1	50%	2
MID-FLORIDA HEMATOLOGY AND ONCOLOGY CENTERS		2			2
MEDEXPRESS URGENT CARE - BRIDGEVILLE		2			2
SHELBYVILLE HOSPITAL COMPANY		2			2
Holiday Retirement Home			2	100%	2
SHELL POINT HOME HEALTH			2	100%	2
ALVERNO CLINICAL LABORATORIES			2	100%	2
BIOHEALTH MEDICAL LAB INC			2	100%	2
COLONIAL MEDICAL CENTER-EAST ORLANDO			2	100%	2
STOP URGENT CARE			2	100%	2
CONCENTRA - ORLANDO SOUTH II		2			2
SOUTHERN BREEZE HEALTHCARE		1	1	50%	2
Chatham Nursing and Rehab Center		2			2
CARE NOW DENTON			2	100%	2
CARE ATC SUN HYDRAULICS TALLAVAST			2	100%	2
NYU LANGONE HUNTINGTON MEDICAL GROUP		2			2
SANTA ROSA COUNTY HEALTH DEPARTMENT			2	100%	2
VA CBOC			2	100%	2
WALGREENS #3811			2	100%	2
Kings County Hospital Center			2	100%	2
TMH PHYSICIAN PARTNERS MONTICELLO		1	1	50%	2
TMH EC NORTHEAST LABORATORY			2	100%	2
WALKONCLINIC			2	100%	2
VETERANS AFFAIRS MEDICAL CENTER - GREATER LOS ANGELES			2	100%	2
FEDERAL CORRECTIONAL INSTITUTION MARIANNA			2	100%	2
CREATIVE HEALTH CENTER			2	100%	2
INSPIRE HEALTHCARE CENTER			2	100%	2
ASCENSION ST MICHAEL'S HOSPITAL LAB		1	1	50%	2
MEDEXPRESS URGENT CARE-SELINGSGROVE		2			2

COVID-19: testing by laboratory

Data through Feb 28, 2021 verified as of Mar 1, 2021 at 09:25 AM

Data in this report are provisional and subject to change.

The numbers in the table below represent the number of Florida and non-Florida residents for whom test results were received by the Department of Health. A person can be tested by more than one laboratory and can have both positive and negative results. **Therefore, the sum of the numbers in each column will be larger than the total number of people tested.**

Reporting lab	Inconclusive	Negative	Positive	Percent positive	Total
CHAPPEL GROUP RESEARCH, THE		2			2
ASANTE ROGUE REGIONAL MEDICAL CENTER L		2			2
MINUTECLINIC DIAGNOSTIC OF NEVADA-9586		1	1	50%	2
MEDERI CARETENDERS		1	1	50%	2
TRICORE REFERENCE LABORATORY		1	1	50%	2
SOUTHEASTERN INSTITUTE OF RESTORATIVE MEDICINE		1	1	50%	2
ADVANCED MEDICAL OF FLORIDA			2	100%	2
COLUMBIA COTTAGE		2			2
CVS PA7611POCT ALLISON PARK		2			2
MANSFIELD MEDICAL LODGE			2	100%	2
MANATEE MEMORIAL HOSPITAL CLINICAL LABORATORY			2	100%	2
Cortland Acres Association		2			2
EAST NAPLES PEDIATRICS			2	100%	2
KEY WEST HMA PHYSICIAN MANAGEMENT, LLC			2	100%	2
SPECTRUM HEALTH			2	100%	2
PEDIATRIC HEALTH CARE		1	1	50%	2
OPP HEALTH AND REHABILITATION		2			2
VITAL CARE CLINIC, LLC			2	100%	2
MEDEXPRESS URGENT CARE-BLOOMFIELD AVEN		2			2
UNITED MEMORIAL MEDICAL CENTER			2	100%	2
GULF COAST REGIONAL MEDICAL CARE		2			2
MIDDLEBURG PEDIATRICS			2	100%	2
AZALEA HEALTH AND REHABILITATION		2			2
HOUSTON HEALTH DEPARTMENT - BUREAU OF LABORATORY SERVICES			2	100%	2
DOCTOR'S IN-HOUSE LAB/COMMUNITY HEALTH CENTERS OF PINELLAS - JOHNNIE R			2	100%	2
NEMOURS CHILDREN'S URGENT CARE LAKE NONA			2	100%	2
ATHENA CARE RESOURCES LLC		2			2
Tidelands Health Rehabilitation Hospital			2	100%	2
AUSTIN REGIONAL CLINIC MICROBIOLOGY LAB			2	100%	2
EMERALD TRACE		2			2
WEST COCOA PHARMACY			2	100%	2
PM PEDIATRICS OF SELDEN, PLLC		2			2
EASTSIDE SPORTS COMPLEX			2	100%	2
ASCENSION ST VINCENT'S RIVERSIDE			2	100%	2
SARASOTA IMMEDIATE CARE			2	100%	2
ORLANDO LUTHERAN TOWERS		1	1	50%	2
PREMIER MEDICAL LABORATORY			2	100%	2
SACRED HEART HOSPITAL ON THE EMERALD			2	100%	2
Kroger 426 - The Little Clinic Suwanee		2			2
MEDEXPRESS URGENT CARE - SOUTH CHARLESTON		2			2
EXPRESS CARE WALK-IN CLINIC			2	100%	2
HOLY TRINITY PHARMACY LLC		2			2
CVS PA1193POCT JENKINTOWN		2			2
SWEDISH COVENANT HOSPITAL			2	100%	2
ENVOY OF FORK UNION, LLC DBA ENVOY AT THE VILLAGE		2			2
Garden Isle Healthcare and Rehabilitation Center		2			2
PHYSICIANS LABORATORY SERVICES			2	100%	2

COVID-19: testing by laboratory

Data through Feb 28, 2021 verified as of Mar 1, 2021 at 09:25 AM

Data in this report are provisional and subject to change.

The numbers in the table below represent the number of Florida and non-Florida residents for whom test results were received by the Department of Health. A person can be tested by more than one laboratory and can have both positive and negative results. **Therefore, the sum of the numbers in each column will be larger than the total number of people tested.**

Reporting lab	Inconclusive	Negative	Positive	Percent positive	Total
TENNESSEE VALLEY HCS			2	100%	2
ASPIRUS RIVERVIEW HOSPITAL & CLINICS INC		1	1	50%	2
MEASE COUNTRYSIDE HOSPITAL CARDIAC REH			2	100%	2
CVS PA2687POCT EXTON		2			2
UF KANAPAHA LAB BEAKER		2			2
PARKLAND HEALTH & HOSPITAL			2	100%	2
MINUTECLINIC #1773		2			2
CVS PA258POCT MCKEES ROCKS		2			2
MEDEXPRESS URGENT CARE- COLUMBIA HEIGH		2			2
CONWAY MEDICAL CENTER			2	100%	2
MEDSTAR HARBOR HOSPITAL			2	100%	2
BAYSTATE MEDICAL CENTER		1	1	50%	2
FIRST PREVENTION AND DIALYSIS CENTER LLC			2	100%	2
COMMUNITY HEALTH CENTERS OF PINELLAS, INC			2	100%	2
UTMB PATHOLOGY CLINICAL SERVICES LABORATORY			2	100%	2
NIAGARA APOTHECARY INC		2			2
LINIL VISITING NURSES, INC		2			2
Workmens Circle Multicare Center		2			2
CATSKILL REGIONAL MEDICAL CENTER		2			2
CPL LABS			2	100%	2
SOLERA SPECIALTY PHARMACY LLC		1	1	50%	2
PM PEDIATRICS OF BAYSIDE PLLC - HOPEWELL JUNCTION		2			2
CVS OH3458POCT BEAVERCREEK		2			2
Cedar Valley Nursing & Rehab Center		2			2
A+ URGENT/PRIMARY CARE			2	100%	2
RENFREW CENTERS INC		2			2
CVS NC3803POCT MOORESVILLE		2			2
MINUTECLINIC DIAGNOSTIC OF NEW MEXICO LLC #7552		2			2
MIDDLE TENN MENTAL HEALTH INSTITUTE		2			2
SOUTHERN TENNESSEE MEDICAL CENTER			2	100%	2
ENT AND ALLERGY ASSOCIATES OF FLORIDA, LLC			2	100%	2
UC CORAL GABLES			2	100%	2
Van Wert Manor		2			2
CVS NJ837POCT MARLTON		2			2
AFC PHYSICIANS OF FLORIDA, PA			2	100%	2
WURLAND NURSING AND REHABILITATION, L		2			2
AYASS BIOSCIENCE LLC			2	100%	2
Kroger 687 - The Little Clinic Sugar Hill		1	1	50%	2
MIAMI DADE MEDICAL RESEARCH INSTITUTE			2	100%	2
INTERMOUNTAIN MEDICAL CENTER			2	100%	2
DAYTON CHILDRENS HOSPITAL LAB			2	100%	2
CHILDREN'S MEDICAL CENTER-EAST ORLANDO			2	100%	2
DESERT HOSPITAL/CPHU CLINICAL LABORATORY			2	100%	2
MEDEXPRESS - WILMINGTON KIRKWOOD HIGHWAY		2			2
LAKEVIEW HEALTH CARE SYSTEM LLC			2	100%	2
RIGHT AT HOME			2	100%	2
CVS IL8753POCT CHICAGO		2			2

COVID-19: testing by laboratory

Data through Feb 28, 2021 verified as of Mar 1, 2021 at 09:25 AM

Data in this report are provisional and subject to change.

The numbers in the table below represent the number of Florida and non-Florida residents for whom test results were received by the Department of Health. A person can be tested by more than one laboratory and can have both positive and negative results. **Therefore, the sum of the numbers in each column will be larger than the total number of people tested.**

Reporting lab	Inconclusive	Negative	Positive	Percent positive	Total
CLEVELAND CLINIC FLORIDA LABORATORY			2	100%	2
CARENOW LENEXA			2	100%	2
AMICUS MEDICAL CENTER LLC			2	100%	2
COASTAL MEDICAL LAB			2	100%	2
BROOKS -TLC HOSPITAL SYSTEM			2	100%	2
MINUTECLINIC DIAGNOSTIC, PA #10252		2			2
THE FOUNTAIN AT BOCA CIEGA BAY		2			2
DOWN HOME MEDICAL			2	100%	2
Kroger 101 - The Little Clinic Hill Top		2			2
Bedford Care Center of Hattiesburg		2			2
Kroger 400 - The Little Clinic Hartley Bridge Rd		1	1	50%	2
SUNCOAST BLOOD BANK			2	100%	2
DEPT OF HEALTH			2	100%	2
EXPEDIAN URGENT CARE			2	100%	2
BAYCARE LABORATORIES			2	100%	2
BIRMINGHAM INTERNAL MEDICINE ASSOCIATE		1	1	50%	2
MAINE CENTER FOR DISEASE CONTROL AND PREVENTION			2	100%	2
ADVENTHEALTH IMAGING LAKE NONA			2	100%	2
GULF COAST MEDICAL CENTER RESPIRATORY CARE			2	100%	2
SOUTHERN SURGICAL ARTS		2			2
LAWRENCE GENERAL HOSPITAL			2	100%	2
CVS IN6559POCT AVON		2			2
MIDDLETON PEDIATRICS			2	100%	2
Elba Nursing and Rehabilitation Center, LLC		2			2
MEDEXPRESS URGENT CARE- ALLISON PARK		1	1	50%	2
CARTERSVILLE MEDICAL CENTER			2	100%	2
BROOKDALE PALM BEACH GARDENS			2	100%	2
EXCEPTIONAL EMERGENCY CENTER - AMARILLO			2	100%	2
The Grand Rehabilitation & Nursing Utica		2			2
MINUTECLINIC, LLC (CLINIC 10928)		2			2
AdventHealth Care Center Orlando North			2	100%	2
MINUTECLINIC DIAGNOSTIC OF TEXAS, LLC #7435		2			2
IN & OUT URGENT CARE METAIRIE			2	100%	2
NEW BRIDGE MEDICAL CENTER		2			2
JULIE STAATS DO		2			2
MD NOW URGENT CARE CENTER INC.			2	100%	2
KAILOS GENETICS INC			2	100%	2
LIFT HEALTH		2			2
ADVANCE FAMILY PRACTICE LLC□			2	100%	2
FAMILY FIRST PEDIATRICS			2	100%	2
DELAWARE DIAGNOSTICS LABS			2	100%	2
FLORIDA CLINICAL LABORATORY INC			2	100%	2
HPH HOME CARE		1	1	50%	2
BUFFALO CROSSINGS HEALTHCARE AND REHABILITATION CENTER			2	100%	2
Kroger 441 - The Little Clinic Middletown		2			2
POINTE AT NEW PORT PLACE,THE		2			2
NORTHSIDE FAMILY MEDICINE AND URGENT CARE (HOLLY SPRINGS)		2			2

COVID-19: testing by laboratory

Data through Feb 28, 2021 verified as of Mar 1, 2021 at 09:25 AM

Data in this report are provisional and subject to change.

The numbers in the table below represent the number of Florida and non-Florida residents for whom test results were received by the Department of Health. A person can be tested by more than one laboratory and can have both positive and negative results. **Therefore, the sum of the numbers in each column will be larger than the total number of people tested.**

Reporting lab	Inconclusive	Negative	Positive	Percent positive	Total
MERCY HEALTH LAB		1	1	50%	2
LAKE SUCCESS EXTENDED CARE		2			2
FLORIDA MEDICAL CLINIC CARDIOLOGY-ZH			2	100%	2
MAWD PATHOLOGY GROUP			2	100%	2
JUPITER PEDIATRIC ASSOCIATES, PA		1	1	50%	2
GRACE HEALTHCARE OF LAKE WALES		1	1	50%	2
UNIVERSITY OF MIAMI SCCC RESEARCH LABORATORY			2	100%	2
UWMC MONTLAKE DEPT OF LAB MED			2	100%	2
CORMEUM LAB SERVICES, LLC			2	100%	2
MINUTECLINIC DIAGNOSTIC OF NORTH CARO		2			2
MC DIAGNOSTIC OF CONNECTICUT, PC #252		1	1	50%	2
Church Creek SNF			2	100%	2
SOUTHSIDE FAMILY MEDICAL		2			2
MEDLOGIC, LLC		2			2
QUEST DIAGNOSTICS INCORPORATED			2	100%	2
ACCESS MEDICAL GROUP OF FLORIDA CITY			2	100%	2
COVANCE			2	100%	2
MEDEXPRESS URGENT CARE - BROOKHAVEN		2			2
ASSOCIATES IN UROGYNECOLOGY MD LLC		2			2
NORTH OKALOOSA PHYSICIAN GRP - WALK IN CLINIC			2	100%	2
LEGACY LABORATORY SERVICES			2	100%	2
MINUTECLINIC, LLC, DBA MINUTECLINIC #4		2			2
CROSSROADS URGENT CARE DBA URGENT TEA		2			2
STAGES OF LIFE MEDICAL INSTITUTE			2	100%	2
BUCKINGHAM PLACE ALF		2			2
MEMORIAL HERMANN HOSPITAL			2	100%	2
LABCORP OF AMERICA HOLDINGS		1	1	50%	2
NEMOURS CHILDRENS PRIMARY CARE			2	100%	2
GEISINGER MEDICAL CENTER		2			2
Lakeside Oaks Care Center			2	100%	2
MARQUESA MEDICAL		2			2
CVS MA447POCT NORTHAMPTON		2			2
USCG ABBOTT BINAXNOW		1	1	50%	2
FLORIDA MEDICAL CENTER OF CLEARWATER		2			2
CVS KS676POCT LAWRENCE		2			2
SMITH NORTHVIEW HOSPITAL LAB			2	100%	2
PUBLIC HEALTH LABORATORY	1		1	50%	2
ARCPOINT LABS OF ALTAMONTE SPRINGS			2	100%	2
ESCANDON DIAGNOSTIC CLINIC			2	100%	2
VA OUTPATIENT PHARMACY			2	100%	2
MEDEXPRESS URGENT CARE FOX CHAPEL		2			2
FLORIDA MEDICAL CLINIC, LLC			2	100%	2
PALM BAY COMMUNITY OUTPATIENT CLINIC		2			2
MEMORIAL HEALTH UNIVERSITY MEDICAL CENTER			2	100%	2
RRMC CREEKSIDE LAB		2			2
DALLAS VA MEDICAL CENTER - VA NORTH TEXAS HEALTH CARE SYSTEM			2	100%	2
JRS LABORATORY			2	100%	2

COVID-19: testing by laboratory

Data through Feb 28, 2021 verified as of Mar 1, 2021 at 09:25 AM

Data in this report are provisional and subject to change.

The numbers in the table below represent the number of Florida and non-Florida residents for whom test results were received by the Department of Health. A person can be tested by more than one laboratory and can have both positive and negative results. **Therefore, the sum of the numbers in each column will be larger than the total number of people tested.**

Reporting lab	Inconclusive	Negative	Positive	Percent positive	Total
PROSPECT URGENT CARE			2	100%	2
CHEROKEE COUNTY HEALTH AND REHAB CENTER		2			2
ASHLEY PEDIATRICS			2	100%	2
PENSACOLA MEDICAL CLINIC LLC			2	100%	2
MINUTECLINIC DIAGNOSTIC PA #7110		2			2
CLINICAL REFERENCE LABORATORY, INC		2			2
OAKBRIDGE TERRACE AT SAE			2	100%	2
CLEARWATER PAIN MANAGEMENT ASSOCIATES			2	100%	2
LIFESPRING COMMUNITY HEALTH		2			2
OUR LADY OF THE LAKE REGIONAL MEDICAL CENTER			2	100%	2
AIRPORT CLINIC			2	100%	2
IMMEDIATE CARE PA		1	1	50%	2
NAVAL BRANCH MEDICAL CLINIC			2	100%	2
JOHN D. ARCHBOLD MEM. HOSPITAL			2	100%	2
NEMOURS CHILDREN'S PRIMARY CARE OF VERO BEACH			2	100%	2
CHARLOTTE COUNTY HEALTH DEPARTMENT			2	100%	2
JACKSON LABORATORY OF GENOMIC MEDICINE		2			2
MEDEXPRESS URGENT CARE - SPRINGDALE, S 40TH STREET		2			2
MEDEXPRESS URGENT CARE - MARTINSVILLE		2			2
Kroger 477 - The Little Clinic Fort Mitchell		2			2
MIDWAY PRIMARY CARE LLC		2			2
ROCKEFELLER UNIVERSITY CLINICAL GENOMICS LABORATOR		2			2
UNIVERSITY HEALTH SERVICES RIVER CAMPUS		2			2
CVS IL7017POCT BLOOMINGTON		2			2
UW HOSPITAL AND CLINICS		1	1	50%	2
AFC URGENT CARE CLEVELAND			2	100%	2
MEDICAL ASSOCIATES OF BREVARD DR S VYAS			2	100%	2
UT PATH			2	100%	2
TAMPA INTERNATIONAL AIRPORT			2	100%	2
MEASE MANOR MEMORY CARE		2			2
EDGEWATER RETIREMENT MANOR			2	100%	2
SUMMERFIELD RETIREMENT LIVING, INC			2	100%	2
RAPID URGENT CARE - ALBANY			2	100%	2
COMPLETE HEALTH MEDICAL CENTER			2	100%	2
WEAKLEY COUNTY REHAB AND NURSING CENTER		2			2
Beth Sholom Home of Eastern Virginia		1	1	50%	2
MAYO CLINIC GROUP PRACTICE LABORATORY			2	100%	2
STARMED FAMILY & URGENT CARE			2	100%	2
Luther Acres Manor		2			2
HOME ACCESS HEALTH			2	100%	2
SUNBRIDGE CARE & REHAB FOR DECATUR		2			2
PRIMACARE MEDICAL LAKEWOOD			2	100%	2
FLORIDA PRIMARY CARE CENTER PA		2			2
PALOS COMMUNITY HOSPTAL LABORATORY			2	100%	2
MEDEXPRESS URGENT CARE-WILKINS TOWNSHIP, WILLIAM PENN HIGHWAY		2			2
DURAND SENIOR CARE & REHAB CENTER		2			2
Kroger 739 - The Little Clinic La Grange Road		2			2

COVID-19: testing by laboratory

Data through Feb 28, 2021 verified as of Mar 1, 2021 at 09:25 AM

Data in this report are provisional and subject to change.

The numbers in the table below represent the number of Florida and non-Florida residents for whom test results were received by the Department of Health. A person can be tested by more than one laboratory and can have both positive and negative results. **Therefore, the sum of the numbers in each column will be larger than the total number of people tested.**

Reporting lab	Inconclusive	Negative	Positive	Percent positive	Total
WHITESANDS OUTPATIENT TREATMENT		2			2
MEDEXPRESS URGENT CARE-SALINA, S 9TH ST		2			2
AGILE URGENT CARE			2	100%	2
NATIONWIDE LABORATORY SERVICES		1	1	50%	2
ST JOHN'S RIVERSIDE HOSPITAL		2			2
LAB CORP OF AMER SAN DIEGO			2	100%	2
UK HEALTHCARE			2	100%	2
BFT LAB			2	100%	2
MELBOURNE URGENT CARE			2	100%	2
Good Samaritan Society Waukon		2			2
CVS OH6149POCT UPPER ARLINGTON		1	1	50%	2
CONCENTRA - PLANT CITY		2			2
Huntington Health Care and Rehabilitation Center		2			2
DRR JMC URGENT CARE DONALD ROSS			2	100%	2
BAYSHORE MEDICAL CENTER			2	100%	2
CITY OF WEST PALM BEACH EMPLOYEE & FAMILY HEALTH		2			2
CERTIVIA LABORATORIES			2	100%	2
Alden Terrace of McHenry			2	100%	2
NEMOURS CHILDREN'S PRIMARY CARE THE VILLAGES		2			2
CVS IN8669POCT INDIANAPOLIS		2			2
MANASOTA PEDIATRICS			2	100%	2
BAYCARE OUTREACH LAB WH SOUTH			2	100%	2
CDK LIBERTY ENTERPRISES, LLC		2			2
MAGNOLIA MANOR OF COLUMBUS		2			2
Avanti Wellness and Rehab			2	100%	2
Walgreens #12427		1	1	50%	2
MEMORIAL HERMANN			2	100%	2
Sears Coastal Nursing and Rehab		2			2
LIFETIME FAMILY URGENT CARE			2	100%	2
BOND COMMUNITY HEALTH CENTER			2	100%	2
ADVENTHEALTH IMAGING PARTIN SETTLEMENT			2	100%	2
PATIENT FIRST MEDICAL CENTER-CARYTOWN			2	100%	2
MEMORIAL SLOAN KETTERING CANCER CENTER		1	1	50%	2
INTEGRITY CLINICAL RESEARCH CENTER INC		1	1	50%	2
SPRING HILL REGIONAL HOSPITAL			2	100%	2
MINUTECLINIC, LLC #05891		1	1	50%	2
CITY OF NEW YORK DEPARTMENT OF HEALTH			2	100%	2
AFTER HOURS PEDS			2	100%	2
BERGEN COUNTY SURGICAL AND ENDOSCOPY CENTER		2			2
SOUTH BEND MEDICAL FOUNDATION			2	100%	2
BAPTIST HEALTHCARE - LAKEVIEW CENTER INC		2			2
CLEVELAND CLINIC IMAGING			2	100%	2
Iron County Medical Care Facility		2			2
ADVANTA ANALYTICAL LABORATORIES			2	100%	2
CHESTERFIELD HEALTHCARE GROUP, INC		2			2
BROOKDALE ALTAMONTE SPRINGS			2	100%	2
CVS AZ5892POCT LAVEEN		2			2

COVID-19: testing by laboratory

Data through Feb 28, 2021 verified as of Mar 1, 2021 at 09:25 AM

Data in this report are provisional and subject to change.

The numbers in the table below represent the number of Florida and non-Florida residents for whom test results were received by the Department of Health. A person can be tested by more than one laboratory and can have both positive and negative results. **Therefore, the sum of the numbers in each column will be larger than the total number of people tested.**

Reporting lab	Inconclusive	Negative	Positive	Percent positive	Total
FRASER MEMORIAL HOSPITAL		1	1	50%	2
SYNEOS HEALTH			2	100%	2
THOMASVILLE REGIONAL MEDICAL CENTER		2			2
EXPRESS CARE OF THE SHOALS		1	1	50%	2
BRITO MEDICAL CENTER			2	100%	2
JUST BELIEVE RECOVERY CENTER			2	100%	2
NOVA SOUTHEASTERN UNIVERSITY - STUDENT MEDICAL CTR			2	100%	2
STARR COUNTY MEMORIAL HOSPITAL			2	100%	2
CVS OH4301POCT NORTHFIELD		2			2
MEMORIAL HOSPITAL OF CARBONDALE			2	100%	2
NEBRASKA MEDICAL CENTER			2	100%	2
CLEAR LAKE REGIONAL MEDICAL CENTER			2	100%	2
OAKMONT WEST- GREENVILLE SC		2			2
SOUTH TAMPA AFTER HOURS CLINIC			2	100%	2
VALLEY BAPTIST MEDICAL CENTER: BROWNSVILLE			2	100%	2
EXPRESSCARE URGENT CARE CENTER			2	100%	2
TULANE MEDICAL CENTER			2	100%	2
OCALA REGIONAL KIDNEY CENTER EAST			2	100%	2
CVS PA10034POCT PITTSBURGH		2			2
GIGI WOOD DAVIS DO-FAMILY MEDICINE		2			2
CAREWELL JW - WORCESTER LNC			2	100%	2
University Center East			2	100%	2
Alden Des Plaines			2	100%	2
FLORIDA KEYS PED & ADOLES CTR			2	100%	2
FLORIDA DEPARTMENT OF HEALTH IN ALACHUA COUNTY -			2	100%	2
LOWELL GENERAL HOSPITAL			2	100%	2
THE RIM URGENT CARE			2	100%	2
UNIVERSITY OF MISSOURI HEALTH CARE			2	100%	2
GOUVERNEUR HOSPITAL LABORATORY		2			2
MEDEXPRESS URGENT CARE-MT PLEASANT		1	1	50%	2
John Knox Manor Inc II		1	1	50%	2
ADVENTHEALTH MEDICAL GROUP INTERNAL MEDICINE AT			2	100%	2
Kroger 127 - The Little Clinic Lakewood-Alameda		2			2
New Jersey Aim At Smg		2			2
SUNCOAST COMMUNITY HEALTH CENTERS INC		2			2
WARD MEMORIAL HOSPITAL		2			2
PALMS OF FT MYERS,THE			2	100%	2
STARR CITY OF ROMA COMMUNITY CENTER			2	100%	2
CVS TX7603POCT SAGINAW		2			2
AFFORDABLE PRIMARY CARE LLC		2			2
Kroger 777 - The Little Clinic Shelbyville		1	1	50%	2
CATHOLIC HEALTH LABORATORY SERVICES		2			2
Lake Charles Healthcare LLC dba Landmark Lake Charles			2	100%	2
CVS OH5457POCT POWELL		2			2
PANCARE HEALTH - FRANKLIN CO			2	100%	2
MONICE DR.			2	100%	2
HEALTH EXPRESS URGENT CARE			2	100%	2

COVID-19: testing by laboratory

Data through Feb 28, 2021 verified as of Mar 1, 2021 at 09:25 AM

Data in this report are provisional and subject to change.

The numbers in the table below represent the number of Florida and non-Florida residents for whom test results were received by the Department of Health. A person can be tested by more than one laboratory and can have both positive and negative results. **Therefore, the sum of the numbers in each column will be larger than the total number of people tested.**

Reporting lab	Inconclusive	Negative	Positive	Percent positive	Total
CVS SC7567POCT BOILING SPRINGS		1	1	50%	2
Kroger 096 - The Little Clinic Orchard and Holly		2			2
DR. G'S URGENT CARE			2	100%	2
NEIGHBORCARE PHARMACY SERVICES		2			2
THE WINDSOR ORTEGA		2			2
TENNESSEE DEPARTMENT OF HEALTH (TDH) - REGIONAL LABORATORY			2	100%	2
RAINY LAKE MEDICAL CENTER			2	100%	2
WELLSTAR KENNESTONE HOSPITAL			2	100%	2
EASTLAKE MEDICAL CENTER		2			2
CVS MD1881POCT DUNKIRK		2			2
SUNNYSIDE MANOR		2			2
AMEDISYS HOME HEALTH OF GREENVILLE			2	100%	2
MINUTECLINIC, DIAGNOSTIC OF TEXAS, LLC		2			2
CONEMAUGH MEMORIAL MEDICAL CENTER		2			2
BELLIN HOSPITAL			2	100%	2
GOLDSTEIN			2	100%	2
CVS SC4286POCT EASLEY		2			2
PEACE RIVER MEDICAL CENTER		2			2
CVS MA1877POCT NORTON		2			2
SYLVAN NURSING			2	100%	2
MEDEXPRESS URGENT CARE - MYLAN			2	100%	2
WELL HEALTH LABS			2	100%	2
PALM CITY NURSING AND REHAB CENTER			2	100%	2
COMMUNITY HEALTH CENTERS INC			2	100%	2
REELFOOT FAMILY WALK IN CLINIC - TIPT		2			2
LACORP		1	1	50%	2
WALGREENS #05477		2			2
PINELLAS CHD - CLEARWATER		1	1	50%	2
MEDEXPRESS URGENT CARE - LINCOLN N 26T		2			2
CVS HEALTH, #1994		1	1	50%	2
CVS CT288POCT BRISTOL		2			2
LEXINGTON PLACE			2	100%	2
OLEAN GENERAL HOSPITAL		2			2
METROHEALTH SYSTEM			2	100%	2
CROSSTOWN PHARMACY		2			2
RICHICHI FAMILY HEALTH			2	100%	2
STARLING AT SAN JOSE			2	100%	2
URGENT CARE AND SURGERY CENTER			2	100%	2
Heartland Healthcare Center Boca Raton			2	100%	2
ATLAS GENOMICS			2	100%	2
MINUTECLINIC, LLC #07852		2			2
BLUEWATER TOXICOLOGY			2	100%	2
PHOEBE BERKS HEALTH CARE CENTER		2			2
MEDEXPRESS URGENT CARE - OMAHA N 72 ST		2			2
FKC AMELIA ISLAND DIALYSIS			2	100%	2
SANFORD REGIONAL HOSPITAL WORTHINGTON		2			2
BOSTON MEDICAL CENTER			2	100%	2

COVID-19: testing by laboratory

Data through Feb 28, 2021 verified as of Mar 1, 2021 at 09:25 AM

Data in this report are provisional and subject to change.

The numbers in the table below represent the number of Florida and non-Florida residents for whom test results were received by the Department of Health. A person can be tested by more than one laboratory and can have both positive and negative results. **Therefore, the sum of the numbers in each column will be larger than the total number of people tested.**

Reporting lab	Inconclusive	Negative	Positive	Percent positive	Total
FLAGLER PROFESSIONAL HEALTH CAE SERVICES INC		2			2
FLORIDA COMMUNITY HEALTH CENTERS, INC.			2	100%	2
KANSAS CITY VA MEDICAL CENTER			2	100%	2
WILLIAMSBURGH CHAI CARE		2			2
MARINA ISLE ASSISTED LIVING		2			2
NATIONAL JEWISH HEALTH			2	100%	2
MEDEXPRESS URGENT CARE - ANDERSON		2			2
NORTH MANATEE HEALTH CARE CENTER			2	100%	2
LAKE BALDWIN			2	100%	2
Loretto Health and Rehabilitation Center		2			2
LPG COCONUT POINT - FAMILY/ INTERNAL MEDICINE		2			2
STUDENT HEALTH SERVICES			2	100%	2
BIOMAT USA			2	100%	2
MEDEXPRESS URGENT CARE - ROSS TOWNSHIP		2			2
ELMHURST MEMORIAL HOSPITAL			2	100%	2
Manor Care-Kingston Court of York PA, LLC		2			2
FL DEPT OF HEALTH MARION COUNTY MOBILE HEALTH UNIT			2	100%	2
IN AND OUT URGENT CARE			2	100%	2
Kroger 619 - The Little Clinic Hendersonville Indian Lake		2			2
CVS KY4779POCT LOUISVILLE		2			2
CRUC CMCH-COVID-19		2			2
CVS SC2497POCT LEXINGTON		2			2
POMONA VALLEY COMMUNITY HOSPITAL			2	100%	2
ROBERTS WESLEYAN COLLEGE HEALTH CENTE		2			2
MID AMERICA CLINICAL LABS			2	100%	2
Piney Grove Nursing and Rehabilitation Center		2			2
UNIVERSITY OF TEXAS AT EL PASO, THE			2	100%	2
VANAYER HEALTHCARE AND REHAB CENTER		2			2
JACKSONVILLE VA OPC			2	100%	2
YOUTH AND YOU, INC		2			2
PRECISION CLINICAL RESEARCH			2	100%	2
DASCENA LAB			2	100%	2
CVS TX7288POCT DALLAS		2			2
WISCONSIN STATE LABORATORY OF HYGIENE		1	1	50%	2
PEACEHEALTH CENTRAL		2			2
HAMILTON CHD		2			2
COOK HOSPITAL AND CARE CENTER		1	1	50%	2
BAYLOR SCOTT & WHITE COMPREHENSIVE WOUND			2	100%	2
MERCY CONVENIENT CARE			2	100%	2
Kroger 550 - The Little Clinic Bellevue		2			2
LIFELINK OF FLORIDA		1	1	50%	2
INTERNAL MEDICINE ASSOCIATES-DUNELLON			2	100%	2
BROOKSVILLE DIALYSIS			2	100%	2
PROVIDENCE LABORATORY SERVICES		2			2
Colonial Manor Nursing and Rehabilitation Center		2			2
WESTMINSTER SUNCOAST			2	100%	2
Walgreens #10207		2			2

COVID-19: testing by laboratory

Data through Feb 28, 2021 verified as of Mar 1, 2021 at 09:25 AM

Data in this report are provisional and subject to change.

The numbers in the table below represent the number of Florida and non-Florida residents for whom test results were received by the Department of Health. A person can be tested by more than one laboratory and can have both positive and negative results. **Therefore, the sum of the numbers in each column will be larger than the total number of people tested.**

Reporting lab	Inconclusive	Negative	Positive	Percent positive	Total
U OF MIAMI MILLER SCHOOL OF MEDICINE			2	100%	2
FLORIDA DEPARTMENT OF HEALTH PINELLAS COUNTY-			2	100%	2
STEWART ST ELIZABETH MEDICAL CENTER			2	100%	2
Sevierville Health and Rehabilitation		2			2
BAYMEADOWS PRIMARY CARE		2			2
GERM BUSTERS 911 LLC			2	100%	2
WEST FLORIDA MEDICAL ASSOCIATES, PA			2	100%	2
AUGUSTA HEALTH SKILLED CARE			2	100%	2
BAYLOR COLLEGE OF MEDICINE			2	100%	2
UT AUSTIN UNIVERSITY HEALTH SERVICES			2	100%	2
MEDICAL CENTER LABORATORY			2	100%	2
Georgiana Health and Rehabilitation, LLC		2			2
UNIVERSITY OF MARYLAND MEDICAL CENTER			2	100%	2
EAST SIDE CLINICAL LABORATORY		1	1	50%	2
MINUTECLINIC LLC (2335)		1	1	50%	2
SOUTHCARE PHARMACY INC			2	100%	2
ORLANDO HEALTH PHYSICIAN GROUP			2	100%	2
ST. JOSEPH REGIONAL MEDICAL CENTER			2	100%	2
RCA LABORATORY SERVICES LLC			2	100%	2
CENTRAL ARKANSAS VETERANS HEALTHCARE SYSTEM - VETERANS AFFAIRS			2	100%	2
MEDEXPRESS URGENT CARE - WEXFORD		2			2
CVS SC7334POCT LEXINGTON		2			2
CALIFORNIA DIVISION OF COMMUNICABLE DISEASE CONTROL			2	100%	2
MINUTE-CLINIC DIAGNOSTIC OF VIRGINIA, LLC #3949		2			2
MINUTECLINIC, LLC #4507		2			2
PREVENTIVE HEALTH PARTNERS I L S C		2			2
HEARTLAND HOME HEALTH CARE		2			2
PHYSICIANS CARE INC		1	1	50%	2
BRENTWOOD AT FORE RANCH			2	100%	2
BAPTIST HEALTH LEXINGTON			2	100%	2
RIVER CITY MEDICAL ASSOCIATES, INC			2	100%	2
INTEAM HEALTH, INC.			2	100%	2
THE HOSPITAL OF PROVIDENCE EMERGENCY ROOM			2	100%	2
AMERICAN MEDICAL LABORATORIES			2	100%	2
APPLECARE VALDOSTA			2	100%	2
CVS NM8918POCT ALBUQUERQUE		2			2
SERENADES BY SONATA		1	1	50%	2
MORRISTOWN MEMORIAL HOSPITAL		2			2
ACCESS CARE MEDICAL GROUP LLC		2			2
OCALA REGIONAL KIDNEY CENTER-WEST			2	100%	2
CVS RI326POCT NORTH SMITHFIELD		2			2
CVS PA1657POCT YORK		1	1	50%	2
COBLESKILL REGIONAL HOSPITAL		2			2
CORNERSTONE MEDICAL CARE OF BRANDON		2			2
TEXAS REGIONAL ASTHMA & ALLERGY CENTER			2	100%	2
Great Lakes Health Center			2	100%	2
CITRUS HEALTH NETWORK INC			2	100%	2

COVID-19: testing by laboratory

Data through Feb 28, 2021 verified as of Mar 1, 2021 at 09:25 AM

Data in this report are provisional and subject to change.

The numbers in the table below represent the number of Florida and non-Florida residents for whom test results were received by the Department of Health. A person can be tested by more than one laboratory and can have both positive and negative results. **Therefore, the sum of the numbers in each column will be larger than the total number of people tested.**

Reporting lab	Inconclusive	Negative	Positive	Percent positive	Total
HEALTH FIRST MEDICAL GROUP			2	100%	2
ROCKWALL URGENT CARE			2	100%	2
SUMMIT URGENT CARE PS			2	100%	2
ADVENTHEALTH EAST ORLANDO EMPLOYEE CLINIC		2			2
RHODE ISLAND DEPARTMENT OF HEALTH LABORATORIES			2	100%	2
TWELVE OAKS RECOVERY CENTER			2	100%	2
MINIUTECLINIC DIAG OF IND, LLC #6553		2			2
WILSON MEMORIAL HOSPITAL			2	100%	2
Manorcare Health Services West Reading North		2			2
RELIANCE MEDICAL CENTER			2	100%	2
CVS MO8581POCT BLUE SPRINGS		1	1	50%	2
SPRINGS MEDICAL LAB		1	1	50%	2
SUNSHINE PHARMACY		2			2
LEGACY ER AND URGENT CARE			2	100%	2
ManorCare Rehab Center of Marietta		2			2
ST. MARY'S MEDICAL CENTER EVANSVILLE, INC			2	100%	2
MOBILE HEALTH LABS LLC			2	100%	2
HOLY FAMILY MEDICAL CENTER		1	1	50%	2
UNIVERSITY COMMUNITY HEALTH SERVICES		1	1	50%	2
CVS CA9721POCT ARCADIA		2			2
CVS MO10151POCT SPRINGFIELD		1	1	50%	2
WALGREENS #13605		2			2
DEKALB MEDICAL CENTER LABORATORY			2	100%	2
CARTER BLOOD CARE			2	100%	2
CVS MA1095POCT AMHERST		2			2
CVS MO5724POCT KANSAS CITY		2			2
Robert Cranfield			2	100%	2
FLORIDA DEPARTMENT OF HEALTH (FDOH)			2	100%	2
FLORIDA DEPARTMENT OF HEALTH IN ESCAMBIA COUNTY		1	1	50%	2
CVS IL3163POCT OAK PARK		2			2
St. Josephs Hospital			2	100%	2
BOSTON PUBLIC HEALTH COMMISSION			2	100%	2
FLORIDA SCHOOL FOR THE DEAF & BLIND			2	100%	2
HCR MANOR CARE SERVICES OF FLORIDA III INC		2			2
Timber Ridge Health Care Center			2	100%	2
CROSSROADS			2	100%	2
HARRINGTON PARK HEALTH AND REHAB		2			2
SEACOAST PATHOLOGY PROFESSIONAL ASSOC		2			2
LILY PHARMACY		2			2
UNIVERSITY HOSPITAL OF BROOKLYN		2			2
APALACHEE CENTER INC		2			2
VOLUNTEERS OF AMERICA OF FLORIDA			2	100%	2
DELRAY BEACH HEALTH CENTER			2	100%	2
NEW GEN LABS			2	100%	2
NIBHA MEDIRATTA MD PL			2	100%	2
FLORIDA DEPARTMENT OF HEALTH IN LEE COUNTY		1	1	50%	2
Good Samaritan Society-Blackduck		1	1	50%	2

COVID-19: testing by laboratory

Data through Feb 28, 2021 verified as of Mar 1, 2021 at 09:25 AM

Data in this report are provisional and subject to change.

The numbers in the table below represent the number of Florida and non-Florida residents for whom test results were received by the Department of Health. A person can be tested by more than one laboratory and can have both positive and negative results. **Therefore, the sum of the numbers in each column will be larger than the total number of people tested.**

Reporting lab	Inconclusive	Negative	Positive	Percent positive	Total
PINARD HOME HEALTH SERVICES INC			2	100%	2
HANOVER ENDOSCOPY CENTER		2			2
MID-FLORIDA PATHOLOGY LLC - MOBILE UNIT # 3			2	100%	2
MINUTECLINIC DIAGNOSTIC OF OHIO #6192		2			2
TEXAS HEALTH CARE			2	100%	2
THE EDGEWATER AND WATERMAN VILLAGE			2	100%	2
Parkridge Specialty Care		2			2
JORDAN VALLEY MEDICAL CENTER			2	100%	2
ACCESS MEDICAL GROUP OF TAMPA II, INC		2			2
JMC TALLAHASSEE, LLC			2	100%	2
SCIENTIFIC LABORATORY COMPANY		2			2
FRESENIUS KIDNEY CARE			2	100%	2
CHNJ		2			2
ADVENTIST HINSDALE HOSPITAL LABORATORY			2	100%	2
JOHNSON CITY MEDICAL CENTER		1	1	50%	2
POMERENE HOSPITAL			2	100%	2
Kroger 895 - The Little Clinic Green Hills		2			2
MEDEXPRESS URGENT CARE, LANCASTER WEST		1	1	50%	2
MINUTECLINIC DIAGNOSTIC OF PA LLC		2			2
HEALTH PARTNERS REGIONAL HOSPITAL			2	100%	2
VAULT HEALTH			2	100%	2
SANIBEL MEDICAL CLINIC			2	100%	2
PTC LABORATORIES			2	100%	2
CVS PA2688POCT COLLEGEVILLE		2			2
POPLAR HEALTHCARE			2	100%	2
BAYCARE OUTREACH LAB			2	100%	2
BD MEDICAL SYSTEMS			2	100%	2
STATCARE URGENT AND WALK-IN			2	100%	2
MEDEXPRESS URGENT CARE - CEDAR KNOLLS		2			2
THE CLUB AT BOYNTON BEACH, LLC			2	100%	2
ADVOCATE SHERMAN HOSPITAL			2	100%	2
MISSION HOSPITAL REGIONAL MEDICAL CENTER			2	100%	2
HEALTH AND WELLNESS URGENT CARE LLC			2	100%	2
BAY CORRECTIONAL AND REHABILITATION FACILITY			2	100%	2
DUKE HEALTH REGIONAL HOSPITAL			2	100%	2
SIGNATURE CARE LEWISVILLE-EMERGENCY CENTER		1	1	50%	2
TGH Brandon Healthplex Laboratory			2	100%	2
Warren Center for Rehabilitation and Nursing		2			2
MINUTE CLINIC DIAGNOSTIC OF VIRGINIA, LLC #6292		2			2
NYUMC CLINICAL LABORATORIES			2	100%	2
LEE MEMORIAL HOSPITAL BLOOD GAS LAB			2	100%	2
Kroger 647 - The Little Clinic Newnan Crossings		1	1	50%	2
STUART SURGERY CENTER, LLC			2	100%	2
NORTHWELL HEALTH			2	100%	2
MAJESTIC GUARDIANS			2	100%	2
MINUTECLINIC DIAG OF IND, LLC #6908		2			2
MINUTECLINIC DIAGNOSTIC OF VIRGINIA, LLC #1416		2			2

COVID-19: testing by laboratory

Data through Feb 28, 2021 verified as of Mar 1, 2021 at 09:25 AM

Data in this report are provisional and subject to change.

The numbers in the table below represent the number of Florida and non-Florida residents for whom test results were received by the Department of Health. A person can be tested by more than one laboratory and can have both positive and negative results. **Therefore, the sum of the numbers in each column will be larger than the total number of people tested.**

Reporting lab	Inconclusive	Negative	Positive	Percent positive	Total
CVS NV8784POCT LAS VEGAS		1	1	50%	2
ADVENT HEALTH CENTRAL TEXAS		1	1	50%	2
VILLA HEALTH NH LLC			2	100%	2
NEW YORK CITY CENTRAL COVID			2	100%	2
GOLISANO PEDIATRICS PORT CHARLOTTE HARBOR		2			2
WOMENS CARE FLORIDA LLC-LABORATORY		2			2
Delaware Court Healthcare Center		2			2
RAPID MEDLAB (004MO)		2			2
MARTIN MEDICAL CENTER INC		1	1	50%	2
BOONES CREEK URGENT CARE		1	1	50%	2
CVS IL1170POCT JOLIET		2			2
SPECTRA LABS		1	1	50%	2
MINUTECLINIC DIAG OF IND LLC #1138		1	1	50%	2
GINKGO-IXLAYER		2			2
PARKRIDGE MEDICAL CENTER			2	100%	2
US LABS		2			2
MILFORD REGIONAL HOSPITAL			2	100%	2
MEDEXPRESS URGENT CARE - JEANNETTE		2			2
MAGNOLIA ADULT, LLC			2	100%	2
MATHER HOSPITAL			2	100%	2
87TH MEDICAL GROUP – MCGUIRE AMBULATORY CARE FACILITY		2			2
FALCON HEALTH CENTER			2	100%	2
WEST COAST PEDIATRICS			2	100%	2
BAPTIST HOSPITAL OF MIAMI MCI BROWARD LABORATORY			2	100%	2
WARE EXPRESS CARE			2	100%	2
GILCHRIST COUNTY FIRE DEPARTMENT			2	100%	2
BEAUFORT MEMORIAL			2	100%	2
DELRAY BEACH HEALTH DEPT LAB			2	100%	2
CHI MEMORIAL PRIMARY CARE ASSOCIATES-A		2			2
PALM MEDICAL CENTER - PLANT CITY		2			2
OELWEIN HEALTH CARE CENTER		2			2
RIVERSIDE METHODIST HOSPITAL LAB			2	100%	2
TRINITAS REGIONAL MEDICAL CENTER		1	1	50%	2
CEDARS-SINAI MEDICAL CENTER			2	100%	2
ONE MEDICAL GROUP		1	1	50%	2
HEALTH & REHAB CTR AT DOLPHINS VIEW, THE			2	100%	2
Kroger 596 - The Little Clinic Brentwood		2			2
MINUTECLINIC DIAGNOSTIC OF OHIO #6139		2			2
ORMOND BEACH URGENT CARE			2	100%	2
First Care Living Center/Essentia Health			2	100%	2
GULF COAST IMMEDIATE CARE CENTER		1	1	50%	2
ST JOSEPH'S HOSPITAL INC			2	100%	2
Macon Valley Nursing and Rehabilitation Center		2			2
INTEGRATED REGIONAL LABS			2	100%	2
CLINICAL CARE INC			2	100%	2
MARCO ISLAND HOSPITAL INC D/B/A		1	1	50%	2
MIDLAND MEMORIAL HOSPITAL			2	100%	2

COVID-19: testing by laboratory

Data through Feb 28, 2021 verified as of Mar 1, 2021 at 09:25 AM

Data in this report are provisional and subject to change.

The numbers in the table below represent the number of Florida and non-Florida residents for whom test results were received by the Department of Health. A person can be tested by more than one laboratory and can have both positive and negative results. **Therefore, the sum of the numbers in each column will be larger than the total number of people tested.**

Reporting lab	Inconclusive	Negative	Positive	Percent positive	Total
APC PEDIATRICS			2	100%	2
PRIMARY HEALTH CARE ASSOCIATES INC			2	100%	2
PALM BEACH DIABETES & ENDOCRINE SPECIALISTS PA			2	100%	2
CVS ME329POCT PORTLAND		2			2
Birchaven		2			2
MCLAREN REGIONAL MEDICAL CENTER			2	100%	2
MINUTECLINIC #2797		2			2
Greystone Nursing and Rehab, LLC			2	100%	2
WALGREENS #07936		2			2
GENETIC ASSAYS INC			2	100%	2
MEMORIAL HEALTH SYSTEM		1	1	50%	2
Walgreens #9278		2			2
ONTARIO COUNTY PUBLIC HEALTH		2			2
UNIVERISTY OF MEMPHIS ATHLETIC TRAINI		2			2
NEMOURS CHILDREN'S URGEN CARE			2	100%	2
DALLAS MEDICAL CENTER			2	100%	2
CITRUS PARK			2	100%	2
CSS- TWELVE OAKS			2	100%	2
STATE OF FLORIDA			2	100%	2
ST LUKES HOSPITAL			2	100%	2
CQUENTIA NGS, LLC			2	100%	2
Iowa Veterans Home		2			2
NORTH DAKOTA VETERANS HOME		2			2
CVS M04850POCT SPRINGFIELD		2			2
TALLAHASSEE MEMORIAL HEALTHCARE FAMILY MED RESIDENCY			2	100%	2
CVS SC2269POCT COLUMBIA		2			2
WASHINGTON STATE DEPARTMENT OF HEALTH PUBLIC HEALTH LABORATORIES			2	100%	2
NEW YORK PSYCHIATRIC INSTITUTE		2			2
ARLINGTON DIALYSIS CENTER LLC		2			2
OSF ST JOSEPH MEDICAL CENTER			2	100%	2
Kroger 853 - The Little Clinic East Broad Street		2			2
ST. VINCENT HOSPITAL			1	100%	1
STEWARD FLORIDA ALF, INC			1	100%	1
Bethel Lutheran Nursing & Rehabilitation Center		1			1
URGENT DOC -NACOGODOCHES CLINIC			1	100%	1
LIFE CARE CENTER OF HILTON HEAD		1			1
SKY RIDGE MEDICAL CENTER - MICRO			1	100%	1
MEDEXPRESS-DOVER		1			1
Newton Wellesley Center for Alzheimer's Care		1			1
CVS NM7242POCT ALBUQUERQUE		1			1
SANTA CLARA VALLEY MEDICAL CENTER			1	100%	1
SANFORD LABORATORIES WATERTOWN			1	100%	1
PCG MOLECULAR			1	100%	1
REFERENCE LABORATORY			1	100%	1
Heartland of Perrysburg		1			1
Kroger 670 - The Little Clinic Powell		1			1
HOLLAND COMMUNITY HOSPITAL		1			1

COVID-19: testing by laboratory

Data through Feb 28, 2021 verified as of Mar 1, 2021 at 09:25 AM

Data in this report are provisional and subject to change.

The numbers in the table below represent the number of Florida and non-Florida residents for whom test results were received by the Department of Health. A person can be tested by more than one laboratory and can have both positive and negative results. **Therefore, the sum of the numbers in each column will be larger than the total number of people tested.**

Reporting lab	Inconclusive	Negative	Positive	Percent positive	Total
EVANS FAMILY CARE PA			1	100%	1
A G RHODES HOME AT WESLEY WOODS		1			1
Kroger 397 - The Little Clinic Frankfort East		1			1
MERCY MEDICAL CENTER INC			1	100%	1
CUSTOM SCRIPTS PHARMACY		1			1
Memorial Health Care Center			1	100%	1
SANITAS RESEARCH LLC			1	100%	1
RIVERSIDE MEDICAL CENTER		1			1
FIU HEALTH CARE CENTER			1	100%	1
MBMG OF WINTER HAVEN			1	100%	1
Crisp Regional Nursing and Rehab Center		1			1
GOSHEN HOSPITAL			1	100%	1
THE INTERNAL MEDICAL GROUP		1			1
FAMILY PRACTICE OF CENTRAL FLORIDA PA			1	100%	1
FLAGLER PROFESSIONAL HEALTH CARE SERVICES INC		1			1
SHAMRA MEDICAL LABORATORY			1	100%	1
FAMILY AND INTERNAL MEDICINE ASSOCIATES		1			1
SAINT ALPHONSUS REGIONAL MEDICAL CENTER			1	100%	1
CVS MA2401POCT MARSHFIELD		1			1
Kroger 367 - The Little Clinic Walton		1			1
GAMMA HEALTHCARE, INC		1			1
TEMPUS_LABS			1	100%	1
FRESENIUS KIDNEY CARE FORT WALTON BEACH			1	100%	1
CAREWELL 203			1	100%	1
NABI		1			1
Oregon Veterans Home The Dalles		1			1
MAHONEY PEDIATRICS PA			1	100%	1
NORWALK HOSPITAL			1	100%	1
WAKE FOREST MEDICAL CENTER LABORATORY			1	100%	1
GADSDEN FAMILY PRACTICE		1			1
MEDEXPRESS URGENT CARE - DANVILLE		1			1
MD NOW MEDICAL CENTERS, INC			1	100%	1
MEDICAL ASSOCIATES OF PINELLAS - LAB			1	100%	1
NATIONAL INSTITUTES OF HEALTH CLINICAL CENTER			1	100%	1
CVS NE8616POCT LINCOLN		1			1
SIGNATURE CARE MIDLAND			1	100%	1
TITUSVILLE TOWERS ASSISTED LIVING		1			1
NEVADA DEPARTMENT OF HEALTH AND HUMAN SERVICES			1	100%	1
WEST FLORIDA MEDICAL ASSOCIATES PA			1	100%	1
EAST TENNESSEE STATE UNIVERSITY		1			1
Walgreens #5065		1			1
Strasburg Care Center		1			1
MID-FLORIDA PATHOLOGY LLC		1			1
HARRIS URGENT CARE CENTER			1	100%	1
CLERMONT PEDIATRICS, PA			1	100%	1
COLOMBO'S PHARMACY		1			1
Hillside Rehab and Care Center			1	100%	1

COVID-19: testing by laboratory

Data through Feb 28, 2021 verified as of Mar 1, 2021 at 09:25 AM

Data in this report are provisional and subject to change.

The numbers in the table below represent the number of Florida and non-Florida residents for whom test results were received by the Department of Health. A person can be tested by more than one laboratory and can have both positive and negative results. **Therefore, the sum of the numbers in each column will be larger than the total number of people tested.**

Reporting lab	Inconclusive	Negative	Positive	Percent positive	Total
TAMPA HEALTH CARE PROVIDERS PA		1			1
VCU HEALTH SYSTEM AUTHORITY - MCV HOSPITALS			1	100%	1
DIMMIT REGIONAL HOSPITAL			1	100%	1
BOND COUNTY HEALTH DEPARTMENT			1	100%	1
UCH LAB			1	100%	1
SACRED HEART HEALTH SYSTEM- MIDWIFE PROGRAM			1	100%	1
Shoreline Care Center			1	100%	1
SOMA MEDICAL CENTER P.A. #4			1	100%	1
CARESPOT EXPRESS HEALTHCARE BOYNTON BEACH			1	100%	1
MOUNT SINAI MEDICAL CENTER OF FLORIDA, INC			1	100%	1
CARSON NURSING AND REHABILITATION CENTER		1			1
BAPTIST HEALTH PRIMARY CARE AT CUTLER BAY			1	100%	1
VICTORIA PAIN AND REHABILITATION CENTER			1	100%	1
DOYLESTOWN HOSPITAL			1	100%	1
URGENT CARE CENTER OF PORT ORANGE LLC			1	100%	1
ANY LAB TEST NOW JACKSONVILLE		1			1
SMITH KLINE			1	100%	1
THE TOLEDO HOSPITAL			1	100%	1
NORTHSIDE FAMILY MEDICINE		1			1
SPECTRUM LABORATORY			1	100%	1
ENCOMPASS HEALTH HOME HEALTH		1			1
DAVITA DIALYSIS-NORTH			1	100%	1
WEST BOYNTON DIALYSIS			1	100%	1
Chateau Living Center			1	100%	1
Monument Health Strugis Care Center		1			1
FLORIDA ADVANCED MEDICAL AND DERM AESTHETICS LLC			1	100%	1
DERMDX, DIV OF AURORA DIAGNOSTICS/BERNHARDT LAB		1			1
CAN COMMUNITY HEALTH LLC		1			1
MDS PHARMA SERVICES		1			1
HARMONY HEALTHCARE ORLANDO INC		1			1
RAJ K PAI MD PA			1	100%	1
CVS AZ33POCT TEMPE		1			1
Robinson Terrace Rehabilitation and Nursing Center		1			1
MEDEXPRESS URGENT CARE - WESTFIELD, E MAIN ST			1	100%	1
TENNOVA ER - SANGO			1	100%	1
WALGREENS #06025		1			1
CLEVELAND HEARTLAB			1	100%	1
WINNIFRED ASSISTED LIVING FACILITY INC		1			1
Court House Center		1			1
WELLCARE URGENT CARE			1	100%	1
SISTERS MISSION			1	100%	1
PUBLIX PHARMACY #0332		1			1
MEDERI CARETENDERS VS OF SE FL LLC DBA			1	100%	1
MED-LAKE LABORATORY			1	100%	1
QC LABORATORY			1	100%	1
MEDONE URGENT CARE			1	100%	1
FLORIDA DEPARTMENT OF HEALTH PALM BEACH COUNTY			1	100%	1

COVID-19: testing by laboratory

Data through Feb 28, 2021 verified as of Mar 1, 2021 at 09:25 AM

Data in this report are provisional and subject to change.

The numbers in the table below represent the number of Florida and non-Florida residents for whom test results were received by the Department of Health. A person can be tested by more than one laboratory and can have both positive and negative results. **Therefore, the sum of the numbers in each column will be larger than the total number of people tested.**

Reporting lab	Inconclusive	Negative	Positive	Percent positive	Total
Melbourne Terrace Rehabilitation Center			1	100%	1
TMH URGENT CARE CENTER			1	100%	1
BAPTIST MEDICAL PLAZA AT WESTCHESTER			1	100%	1
GENEVA FAMILY HEALTH			1	100%	1
CVS SC5471POCT LEXINGTON		1			1
CAH ACQUISITION COMPANY 11 LLC			1	100%	1
RYE BEACH PHARMACY INC		1			1
WALKIN MEDICAL URGENT CARE,NEW CITY			1	100%	1
CVS HEALTH, #5962		1			1
WALMART PHARMACY 10-4554		1			1
HAMILTON CI MAIN UNIT ANNEX/ WORK CAMP			1	100%	1
URGENT TEAM MANAGEMENT OF TENNESSEE, L			1	100%	1
BELLMORE PEDIATRICS		1			1
SACRED HEART HOSPITAL NURSING			1	100%	1
LAS PALMAS MEDICAL CENTER			1	100%	1
QLABS			1	100%	1
Monument Health Custer Care Center		1			1
SPHERE DX			1	100%	1
NORTH FLORIDA FAMILY MEDICINE			1	100%	1
CVS MA594POCT FALMOUTH		1			1
BETHESDA DIALYSIS			1	100%	1
SUNSHINE PEDIATRICS OF LUTz			1	100%	1
LYSTER MAIN LAB, FT RUCKER		1			1
COMMUNITY MEDICAL CENTER-ORANGE CITY		1			1
UUHC - REDSTONE HEALTH CENTER LABORATORY			1	100%	1
THE EMORY CLINIC			1	100%	1
TEVAPHARM			1	100%	1
COURTLAND TERRACE		1			1
HALEYVILLE HEALTH CARE CENTER		1			1
CARENOW LAKE WORTH			1	100%	1
PROMUS DIAGNOSTICS, LLC			1	100%	1
RED BUG LAKE ROAD OVIEDO COVID			1	100%	1
ARCADIA DIALYSIS CENTER			1	100%	1
CAROLINAS HEALTHCARE SYSTEM LAB			1	100%	1
WALGREENS # 11165		1			1
ADVANCE MD CARE			1	100%	1
HILTON HEAD HOSPITAL/INPATIENT			1	100%	1
KIOSK MEDICINE OF KENTUCKY LLC		1			1
WALGREENS #15495			1	100%	1
PORTSMOUTH REG. HOSPITAL			1	100%	1
COVENANT HEALTH		1			1
Southwest Louisiana Veterans Home			1	100%	1
MANOR CARE OF DELRAY BEACH FL LLC		1			1
WATERTOWN URGENT CARE		1			1
MISSION HOSPITAL – MEMORIAL CAMPUS			1	100%	1
SAN JOSE CLINIC		1			1
Allen Health and Rehabilitation		1			1

COVID-19: testing by laboratory

Data through Feb 28, 2021 verified as of Mar 1, 2021 at 09:25 AM

Data in this report are provisional and subject to change.

The numbers in the table below represent the number of Florida and non-Florida residents for whom test results were received by the Department of Health. A person can be tested by more than one laboratory and can have both positive and negative results. **Therefore, the sum of the numbers in each column will be larger than the total number of people tested.**

Reporting lab	Inconclusive	Negative	Positive	Percent positive	Total
MEDICAL CITY DENTON			1	100%	1
GOOD SAMARITAN SOCIETY - DE SMET		1			1
ST. JOHN HOSPITAL & MEDICAL CENTER			1	100%	1
Valley View Health and Rehabilitation, LLC		1			1
TRIHEALTH			1	100%	1
TRAFALGAR DIALYSIS			1	100%	1
EAST COAST INSTITUTE FOR RESEARCH LLC			1	100%	1
CVS IN6608POCT NEW PALESTINE			1	100%	1
BORINQUEN HEALTH CENTER			1	100%	1
OAKWOOD HOSPITAL - SOUTHSORE			1	100%	1
Kroger 907 - The Little Clinic Holland		1			1
ANY LAB TEST FAST CORP			1	100%	1
ST JOHNS PEDIATRICS PA		1			1
ENZO LABS INC			1	100%	1
BIOMERIEUX			1	100%	1
Rehab Select of Talladega		1			1
PREMIUM HOME HEALTH CARE INC			1	100%	1
Community Care Center of Heritage House, LLC			1	100%	1
WASHINGTONVILLE PHARMACY INC		1			1
TITUS REGIONAL MEDICAL CENTER			1	100%	1
OHSU LABORATORY SERVICES		1			1
LIBERTY URGENT CARE			1	100%	1
BROADWAY HEALTH FLORIDA MEDICAL CLINIC URGENT CARE			1	100%	1
HEALTHCARE AND REHAB OF SANFORD			1	100%	1
CLARKSVILLE HEALTH SYSTEM			1	100%	1
KENT		1			1
AURORA MEDICAL CENTER-KENOSHA			1	100%	1
PORTAGE MEDICAL CENTER			1	100%	1
Kroger 63 - The Little Clinic Glassford Hill Rd		1			1
MED BAR LLC		1			1
COASTAL ER IX, PHYSICIANS PREMIER			1	100%	1
INDIAN RIDGE		1			1
THE LITTLE CLINIC, LLC			1	100%	1
MERRILL GARDENS AT CHAMPIONSGATE			1	100%	1
PINEBROOK CARE AND REHABILITATION CENTER□			1	100%	1
AVERA ST. MARY'S HOSPITAL			1	100%	1
MORSELIFE HOME CARE INC			1	100%	1
ST ANTHONY'S PINELLAS CARE CLINIC			1	100%	1
TITUSVILLE CENTER FOR SURGICAL EXCELLENCE LLC		1			1
CONTINENTAL HOME HEALTH CARE INC			1	100%	1
Kroger 705 - The Little Clinic Richmond		1			1
SOUTHERN HILLS MEDICAL CENTER			1	100%	1
STATE OF CALIFORNIA DOH SERVICES			1	100%	1
FLORIDA KEYS PED AND ADOLES CTR			1	100%	1
AURORA CONSOLIDATED LABORATORY			1	100%	1
The Center at Centennial			1	100%	1
Advanced Rehabilitation of Vernon		1			1

COVID-19: testing by laboratory

Data through Feb 28, 2021 verified as of Mar 1, 2021 at 09:25 AM

Data in this report are provisional and subject to change.

The numbers in the table below represent the number of Florida and non-Florida residents for whom test results were received by the Department of Health. A person can be tested by more than one laboratory and can have both positive and negative results. **Therefore, the sum of the numbers in each column will be larger than the total number of people tested.**

Reporting lab	Inconclusive	Negative	Positive	Percent positive	Total
A.G. Rhodes		1			1
TAYLOR COUNTY HEALTH DEPARTMENT			1	100%	1
SUNCOAST PRIMARY CARE LLC			1	100%	1
Riviera Health Resort		1			1
JUP Serology SubSection			1	100%	1
ATHENS LIMESTONE HOSPITAL		1			1
TFH HOME HEALTH INC			1	100%	1
Kroger 683 - The Little Clinic Foothills Plaza		1			1
SOUTHWESTERN STATE HOSPITAL LABORATORY			1	100%	1
MISSISSIPPI VALLEY REGIONAL BLOOD CENTER			1	100%	1
HALIFAX HEALTH PRIMARY CARE ORMOND			1	100%	1
LabCorp L#09258295 M#09258285			1	100%	1
Kroger 519 - The Little Clinic Georgesville Square		1			1
Hillside Manor Rehabilitation and Extended Care Center		1			1
ALLEGANY COUNTY DEPARTMENT OF HEALTH		1			1
FHPG SURGICAL ASSOCIATES OF EAST PASCO			1	100%	1
IM&P WELLNES CENTER			1	100%	1
CTMD MEDICAL CENTER, PA			1	100%	1
ACCESS MEDICAL GROUP OF TAMPA INC			1	100%	1
ROYAL PALM PEDIATRICS			1	100%	1
MINUTECLINIC, LLC #07876			1	100%	1
ASHLEY CLINICAL DIAGNOSTIC LABORATORY			1	100%	1
CERMAK HEALTH SERVICES			1	100%	1
NSPIRE HEALTHCARE PLANTATION			1	100%	1
Highland Ave. Eye Clinic		1			1
MARYWOOD NURSING CARE CENTER		1			1
SYNERGENE LABORATORY			1	100%	1
NEW ERA COMMUNITY HEALTH CENTER LLC		1			1
MAYO CLINIC BEACHES PRIMARY CARE CTR		1			1
LSU MEDICAL CENTER			1	100%	1
LAMARQUE DIALYSIS			1	100%	1
ADVANCED RESEARCH AND DIAGNOSTIC LABORATORY UNIVERSITY OF MINNESOTA			1	100%	1
DOCTORS CENTER PA,THE		1			1
CORNERSTONE DRUG AND GIFT INC		1			1
ST MICHAEL'S ELITE MEDICAL HOSPITAL			1	100%	1
Manor Care of Dallastown d/b/a ManorCare Health Services - Dallastown		1			1
SUMMERFIELD PAIN MANAGEMENT			1	100%	1
EASTSIDE URGENT CARE			1	100%	1
MARTIN MEM FAMILY CARE AT ST LUCIE W			1	100%	1
FOUNDATION LABORATORY			1	100%	1
Baypoint Healthcare Center			1	100%	1
PATHOLOGY		1			1
Kroger 409 - The Little Clinic Hebron Marketplace			1	100%	1
FIRST CARE WALK IN CLINIC LLC			1	100%	1
MID FLORIDA BIOLOGICALS			1	100%	1
MEDEXPRESS URGENT CARE-MEADVILLE			1	100%	1
PT&J REHAB LLC		1			1

COVID-19: testing by laboratory

Data through Feb 28, 2021 verified as of Mar 1, 2021 at 09:25 AM

Data in this report are provisional and subject to change.

The numbers in the table below represent the number of Florida and non-Florida residents for whom test results were received by the Department of Health. A person can be tested by more than one laboratory and can have both positive and negative results. **Therefore, the sum of the numbers in each column will be larger than the total number of people tested.**

Reporting lab	Inconclusive	Negative	Positive	Percent positive	Total
PULMONARY, CRITICAL CARE AND SLEEP DISORDERS INSTITUTE OF SOUTH FLORID			1	100%	1
MEDEXPRESS URGENT CARE - WICHITA, N MAIZE RD		1			1
QUALITY CLINICAL LAB LLC			1	100%	1
OCALA REGIONAL DIALYSIS- NORTH			1	100%	1
BROOKSHIRE, THE			1	100%	1
441 URGENT CARE CENTER - BROWNWOOD			1	100%	1
CONCENTRA - OCALA		1			1
MARYLAND DEPARTMENT OF HEALTH AND MENTAL HYGIENE-LABORATORIES			1	100%	1
FAYETTE MEDICAL CENTER LAB		1			1
LIMA MEMORIAL HOSPITAL			1	100%	1
Falmouth By The Sea			1	100%	1
BHS PHYSICIAN NETWORK			1	100%	1
ST VINCENT'S AMBULATORY CARE INC			1	100%	1
CRUSADER COMMUNITY HEALTH			1	100%	1
MAURY REGIONAL MEDICAL CENTER		1			1
SEATTLE-KING COUNTY			1	100%	1
MEMORIAL HOSPITAL LOS BANOS			1	100%	1
LEGACY AT HIGHWOODS PRESERVE		1			1
Community Compassion Center of Batesville			1	100%	1
CAREWELL URGENT CARE FITCHBURG			1	100%	1
WHEATON FRANCISCAN LABORATORY			1	100%	1
CHC			1	100%	1
MARRA'S PHARMACY		1			1
NHC HealthCare St. Charles		1			1
CHI ST VINCENT LITTLE ROCK DIAGNOSTIC CLINIC			1	100%	1
AFFILIATED LABORATORIES INC			1	100%	1
BUFFALO VAMC			1	100%	1
ADVENTHEALTH MEDICALGROUP PEDIATRICS AT ORLANDO		1			1
CAPSTONE REHABILITATION AND HEALTHCARE		1			1
TRUMAN MEDICAL CENTER - HOSPITAL HILL			1	100%	1
RAMBAM URGENT CARE			1	100%	1
ST JOHN'S HOME CARE			1	100%	1
NORTHEAST FLORIDA HEALTH SERVICES, INC DBA FAMILY HEALTH SOURCE			1	100%	1
CVS IL5797POCT CAROL STREAM		1			1
ALPHA CLINICAL LABORATORY CORP.			1	100%	1
BIOMAT ORLANDO		1			1
ST LUKES SURGICAL AT THE VILLAGES INC			1	100%	1
BLACKBERRY CENTER, THE		1			1
ATHENA PLASTIC SURGERY		1			1
CVS NV5286POCT HENDERSON		1			1
CONCORDIA MANOR			1	100%	1
Wetumpka Health and Rehab, LLC		1			1
LABORATORIO BUENA SALUD			1	100%	1
SIGNATURE CARE MEMORIAL CITY			1	100%	1
ORLANDO HEALTH PHYSICIAN GROUP INC			1	100%	1
HAWKEYE CARE CENTER DUBUQUE		1			1
MOUNT ST MARYS HOSPITAL OF NIAGARA FALLS			1	100%	1

COVID-19: testing by laboratory

Data through Feb 28, 2021 verified as of Mar 1, 2021 at 09:25 AM

Data in this report are provisional and subject to change.

The numbers in the table below represent the number of Florida and non-Florida residents for whom test results were received by the Department of Health. A person can be tested by more than one laboratory and can have both positive and negative results. **Therefore, the sum of the numbers in each column will be larger than the total number of people tested.**

Reporting lab	Inconclusive	Negative	Positive	Percent positive	Total
ORMOND MEDICAL ARTS FAMILY PRACTICE PL			1	100%	1
HIBISCUS COURT			1	100%	1
Bayou Vista Community Care Center			1	100%	1
Manassas Health & Rehab			1	100%	1
PROGENESIS INC			1	100%	1
CARDIOLOGY AND FITNESS MEDICINE		1			1
ORMC-ARDEN/EOI			1	100%	1
BEAUMONT REFERENCE LABORATORY			1	100%	1
PASTEUR MEDICAL CENTER LLC		1			1
PEDIATRIC ASSOCIATES OF ORLANDO			1	100%	1
Ravenwood Speciality Care		1			1
Kroger 629 - The Little Clinic Cartersville, GA Hwy 41		1			1
SUPREME MEDICAL GROUP PLLC			1	100%	1
HUMC		1			1
JPS HEALTH CENTER AT TRUE WORTH PLACE			1	100%	1
ADVANCED CARDIOVASCULAR DIAGNOSTICS OF FL			1	100%	1
DEERFIELD BEACH REHABILITATION AND NURSING			1	100%	1
SOUTHWEST FLORIDA DIVISION LAB			1	100%	1
SELECT MEDICAL CLINIC			1	100%	1
PROGRESSIVE MEDICAL RESEARCH			1	100%	1
CVS CA8861POCT BUENA PARK		1			1
MEDCOR CORPORATE CLINIC			1	100%	1
Niles Nursing and Rehab. Center		1			1
Granville Center		1			1
ALL PEDIATRIC CARE PA			1	100%	1
CVS PA1074POCT KENNETT SQUARE		1			1
Wildwood Healthcare		1			1
BAYLOR SCOTT & WHITE MEDICAL SURGICAL CLINIC			1	100%	1
CHIPOLA QUICK CARE			1	100%	1
DAYTONA BEACH CENTRA CARE			1	100%	1
NORTHEAST FLORIDA INTERNAL MEDICINE PA		1			1
HELIX URGENT CARE			1	100%	1
Kroger 569 - The Little Clinic Gallatin		1			1
HALE KUPUNA HERITAGE HOME		1			1
MRMC LAB MICRO			1	100%	1
ORMOND PEDIATRICS PA			1	100%	1
MEMORIAL SATILLA HEALTH			1	100%	1
JOHN PETER SMITH HOSPITAL- OB TRIAGE			1	100%	1
Kroger 618 - The Little Clinic Trail Creek Village		1			1
ASHLEY PEDIATRICS DAY & NIGHT CLINIC			1	100%	1
Cerenity Senior Care-White Bear Lake		1			1
FIT4LIFE MEDICAL CENTER			1	100%	1
Signature Healthcare of Palm Beach			1	100%	1
Altenheim Senior Living		1			1
HEALTH GUAGE			1	100%	1
FLORIDA DIGESTIVE AND LIVER SPECIALISTS			1	100%	1
HEALTHPLUS			1	100%	1

COVID-19: testing by laboratory

Data through Feb 28, 2021 verified as of Mar 1, 2021 at 09:25 AM

Data in this report are provisional and subject to change.

The numbers in the table below represent the number of Florida and non-Florida residents for whom test results were received by the Department of Health. A person can be tested by more than one laboratory and can have both positive and negative results. **Therefore, the sum of the numbers in each column will be larger than the total number of people tested.**

Reporting lab	Inconclusive	Negative	Positive	Percent positive	Total
ATMORE COMMUNITY HOSPITAL			1	100%	1
US LABORATORIES			1	100%	1
Raleigh Center (WV)			1	100%	1
PAUL C SCHWARTZ & MELVIN L WEIDMAN		1			1
BRISTOL REGINAL MEDICAL CENTER			1	100%	1
WESTON COUNTY HEALTH SERVICES			1	100%	1
REGIONAL MED CTR BAYONET POINT			1	100%	1
MEDEXPRESS URGENT CARE - LEOMINSTER		1			1
LABORATORY COPRORATION OF AMERICA			1	100%	1
SOUTHERN FAMILY HEALTH			1	100%	1
KEY WEST BRANCH MEDICAL CLINIC			1	100%	1
VERITAS GENETICS, INC.			1	100%	1
INNOVATIVE CARE II LLC			1	100%	1
INTERIM HEALTHCARE OF PALM COAST			1	100%	1
GENESIS HEALTH SYSTEM			1	100%	1
THE MEDICAL CENTER			1	100%	1
DAVENPORT PEDIATRICS CLERMONT			1	100%	1
WORKFORCE HEALTH DEPARTMENT			1	100%	1
HOLMES FAMILY PRACTICE PA			1	100%	1
FIVE STAR PREMIER RESIDENCES OF POMPANO BEACH			1	100%	1
Kroger 016 - The Little Clinic Centennial		1			1
SPECTRUM LUDINGTON			1	100%	1
Remarkable Healthcare Dallas			1	100%	1
CVS PA371POCT PHILADELPHIA		1			1
INNOVATIVE HEALTH DIAGNOSTIC OF CALIFORNIA			1	100%	1
MYCLINIC, INC			1	100%	1
LANGLEY DIALYSIS			1	100%	1
AESTHETIC PHYSICIANS PC			1	100%	1
MYLAN-SOUTH POINT PA		1			1
MEDICAL LIFE-INC GUIDEWELL EMERGENCY MEDICINE			1	100%	1
SPRINGFIELD HOSPITAL			1	100%	1
OCALA RKC EAST HEMO #1			1	100%	1
Brown Memorial Home		1			1
STANDIFER PLACE		1			1
MY WELLNESS EXPRESS			1	100%	1
SHANDS JACKSONVILLE CLINICAL CENTER			1	100%	1
Mayfair Village Nursing Care Center		1			1
HUDSON REGIONAL HOSPITAL			1	100%	1
VANAJA SUREDDI MD PA			1	100%	1
MEDEXPRESS URGENT CARE - BECKLEY		1			1
LOGAN COUNTY HOSPITAL			1	100%	1
SC-GA2018 THE RIDGE REHABILITATION & H		1			1
CARING PROFESSIONAL HEALTH CARE LLC		1			1
CVS TN6414POCT SMYRNA		1			1
TIMPANOGOS REGIONAL HOSPITAL			1	100%	1
SENCARE MANAGEMENT		1			1
SILVER SPRINGS SHORES DIALYSIS			1	100%	1

COVID-19: testing by laboratory

Data through Feb 28, 2021 verified as of Mar 1, 2021 at 09:25 AM

Data in this report are provisional and subject to change.

The numbers in the table below represent the number of Florida and non-Florida residents for whom test results were received by the Department of Health. A person can be tested by more than one laboratory and can have both positive and negative results. **Therefore, the sum of the numbers in each column will be larger than the total number of people tested.**

Reporting lab	Inconclusive	Negative	Positive	Percent positive	Total
TENNOVA HEALTHCARE - CLEVELAND			1	100%	1
BAPTIST HEALTH MEDICAL PLAZA			1	100%	1
APPLING NURSING & REHABILITATION PAVIL		1			1
SAINT LEO UNIVERSITY INCORPORATED			1	100%	1
MEMORIAL HERMANN KATY HOSPITAL			1	100%	1
SPARTANBURG REGIONAL MEDICAL CENTER			1	100%	1
CHI MEMORIAL HOSPITAL CHATTANOOGA			1	100%	1
Port Orange Nursing And Rehab Center			1	100%	1
MINUTECLINIC DIAGNOSTIC OF VIRGINIA, LLC #1980		1			1
BREVARD COUNTY JAIL			1	100%	1
WELL-KEY URGENT CARE SEVIERVILLE			1	100%	1
C V S / PHARMACY #833		1			1
Fairhope		1			1
RESOURCE PATH LLC			1	100%	1
WALGREENS # 12338		1			1
USCG AIR STATION CLEARWATER CLINIC			1	100%	1
KENDALL PEDIATRICS PARTNERS LLC			1	100%	1
CENTRAL FL INTERNAL MEDICINE ASSOCIATES LLC		1			1
Freedom Pointe at The Villages			1	100%	1
CYPRESS CREEK DIALYSIS CTR			1	100%	1
KEY BISCAIYNE PEDIATRIC ASSOCIATES INC			1	100%	1
Shelbyville Manor		1			1
KAISER PERMANENTE REGIONAL REFERENCE LABORATORY		1			1
SELECT SPECIALTY HOSPITAL - ORLANDO SOUTH			1	100%	1
777 URGENT CARE			1	100%	1
MEDEXPRESS URGENT CARE, MOSSIDE		1			1
CLEVELAND CLINIC FLORIDA WAIVED			1	100%	1
NEW YORK STATE DEPARTMENT OF HEALTH			1	100%	1
ONSLOW COUNTY HEALTH DEPARTMENT			1	100%	1
REHABILITATION CENTER OF SOUTH GEORGIA		1			1
Wedgewood Manor		1			1
SHANNON MEDICAL CENTER			1	100%	1
FLORIDA FAMILY LABORATORY		1			1
Harris Hill Nursing Facility		1			1
MEDEXPRESS URGENT CARE - BENTON		1			1
Kroger - KRO01100688			1	100%	1
MCCALLIE SCHOOL-STUDENT HEALTH CENTER		1			1
SOPHIA MEDICAL ASSOCIATES, PC			1	100%	1
CVS CA9803POCT RIVERSIDE		1			1
DEVLIN MANOR NURSING AND REHABILITATION		1			1
MARTIN LUTHER KING RENAL INSTITUTE			1	100%	1
GSM OCED Subsection			1	100%	1
MINUTE CLINIC LLC #1909		1			1
LAKE VIEW COURT		1			1
MEDIPLUS CLINIC, INC			1	100%	1
IVY CREEK HEALTHCARE & WELLNESS CENTRE			1	100%	1
UHEALTH CARDIOLOGY			1	100%	1

COVID-19: testing by laboratory

Data through Feb 28, 2021 verified as of Mar 1, 2021 at 09:25 AM

Data in this report are provisional and subject to change.

The numbers in the table below represent the number of Florida and non-Florida residents for whom test results were received by the Department of Health. A person can be tested by more than one laboratory and can have both positive and negative results. **Therefore, the sum of the numbers in each column will be larger than the total number of people tested.**

Reporting lab	Inconclusive	Negative	Positive	Percent positive	Total
CONSULATE HEALTH CARE OF VERO BEACH			1	100%	1
HELIX BIOMEDICS LLC			1	100%	1
BLOSSOMS ASSISTED LIVING 1 LLC			1	100%	1
NORTHWEST TEXAS HEALTHCARE SYSTEM,INC			1	100%	1
NONA MEDICAL ARTS		1			1
CVS AZ7841POCT TUCSON		1			1
MAINE HEALTH AND ENVIRONMENTAL TESTING LABORATORY			1	100%	1
Walgreens #9890		1			1
SHRIVERS PHARMACY AND WELLNESS CENTER			1	100%	1
LANTANA HC LAB			1	100%	1
CENTRAL FLORIDA INTERNAL OCCUPATIONAL AND		1			1
OMNICARE PHARMACY OF TEXAS 1, LP		1			1
MARYLAND DEPARTMENT OF HEALTH AND MENTAL HYGIENE			1	100%	1
FIRST PHYSICIANS GROUP - LORRAINE CORNERS		1			1
BLESSINGS MEDICAL CLINIC, THE			1	100%	1
CVS AZ9210POCT SCOTTSDALE		1			1
ARTESIAN HOME		1			1
E-LAB OF FLORIDA			1	100%	1
NULEASE MEDICAL SOLUTIONS			1	100%	1
PUBLIC HEALTH LABORATORIES			1	100%	1
EMERALD HEALTH CARE		1			1
CVS OH6164POCT DELAWARE		1			1
BIOLOGICAL AND CHEMICAL EMERGENCIES LABORATORY			1	100%	1
CARENOW URGENT CARE-HENDERSONVILLE		1			1
THYROID SPECIALTY LABORATORY			1	100%	1
MID-SOUTH URGENT CARE, PLLC			1	100%	1
TRIPLE O RESEARCH INSTITUTE PA			1	100%	1
Walgreens #10988		1			1
Brio of Johnston		1			1
ELATION HEALTH		1			1
WARREN GENERAL HOSPITAL			1	100%	1
BRIDGEWAY CENTER INC			1	100%	1
YOUR KIDS URGENT CARE			1	100%	1
DEVLAB, LLC			1	100%	1
OMNI HEALTHCARE INC			1	100%	1
MEDEXPRESS URGENT CARE - LINCOLN		1			1
BLOOMIN BRANDS WELLNESS CENTER			1	100%	1
HEALTH NETWORK			1	100%	1
PRIME CARE FAMILY MEDICINE			1	100%	1
ADVENTHEALTH CENTRA CARE POINCIANA			1	100%	1
Oak Hill Health & Rehabilitation Center			1	100%	1
HIGHLANDS CLINICAL LABORATORY			1	100%	1
ADVENTHEALTH MEDICAL GROUP ADULT AND SENIOR HEALTH			1	100%	1
METHODISM MIDLOTHIAN MEDICAL CENTER			1	100%	1
NEW ULM MEDICAL CENTER			1	100%	1
CLARKSVILLE MANOR INC		1			1
EAST END PEDIATRICS		1			1

COVID-19: testing by laboratory

Data through Feb 28, 2021 verified as of Mar 1, 2021 at 09:25 AM

Data in this report are provisional and subject to change.

The numbers in the table below represent the number of Florida and non-Florida residents for whom test results were received by the Department of Health. A person can be tested by more than one laboratory and can have both positive and negative results. **Therefore, the sum of the numbers in each column will be larger than the total number of people tested.**

Reporting lab	Inconclusive	Negative	Positive	Percent positive	Total
SARASOTA MEMORIAL HOSPITAL		1			1
PEDIATRIC ASSOCIATES - JACKSONVILLE			1	100%	1
PREVENTIVE CARDIOLOGY AND INTERNAL MEDICINE ASSOCI			1	100%	1
Henry County Health and Rehabilitation		1			1
KELLY			1	100%	1
BROOKSVILLE REGIONAL HOSPITAL			1	100%	1
ADVANCE CARDIOVASCULAR IMAGING, INC			1	100%	1
BAYFRONT CARDIOVASCULAR ASSOCIATES			1	100%	1
ABRAKIDABRA KIDS CLINIC			1	100%	1
WOMENS CARE FLORIDA LLC			1	100%	1
CFHC - FROSTPROOF			1	100%	1
FAITH FAMILY PRACTICE			1	100%	1
Williamstown Commons			1	100%	1
CORPORATION OF AMERICA		1			1
CARDIAC AND VASCULAR CONSULTANTS MD PA		1			1
HALIFAX FAMILY HEALTH CENTER			1	100%	1
ASANTE THREE RIVERS MEDICAL CENTER LAB		1			1
EH FARGO HOSPITAL LABORATORY			1	100%	1
Walgreens #9121		1			1
HUNTSVILLE HOSPITAL			1	100%	1
FAMILY MEDICAL CENTER OF HOLLYWOOD PA			1	100%	1
APPLECARE URGENT CARE KINGSLAND			1	100%	1
PROGRESSIVE MEDICAL LAB LLC			1	100%	1
EXCEL URGENT CARE OF NJ, LLC		1			1
Good Samaritan Society-Atkinson		1			1
MEA PRIMARY CARE PLUS BYRAM			1	100%	1
ALL CARE URGENT CARE			1	100%	1
MIAMI CHILDRENS HOSPITAL MIDTOWN OUTPATIENT CENTER			1	100%	1
NORTH BREVARD CHILDRENS MEDICAL CENTER			1	100%	1
CONNECTICUT PEDIATRICS @ CHC		1			1
Masonic Medical Research Institute			1	100%	1
HEARTLAND OF ZEPHYRHILLS FL, LLC			1	100%	1
HATLEY HEALTH CARE, INC		1			1
HAILE MEDICAL GROUP PA		1			1
CVS PHARMACY			1	100%	1
BAPTIST HOSPITAL EAST			1	100%	1
CARE ADVANTAGE			1	100%	1
CLINICAL MICROBIOLOGY LAB FAIRVIEW UNIVERSITY HOSPITAL			1	100%	1
Walgreens #5421		1			1
CLINICAL LABORATORY DEPARTMENT			1	100%	1
CLIFTON-FINE HOSPITAL LABORATORY		1			1
HEARTLAND PHARMACY SEBRING			1	100%	1
ANDREWS			1	100%	1
TILLAMOOK COUNTY GENERAL HOSPITAL LAB		1			1
Kroger 539 - The Little Clinic Memorial Blvd.		1			1
Central Alabama Veterans HCS - East Campus		1			1
Lenawee Medical Care Facility		1			1

COVID-19: testing by laboratory

Data through Feb 28, 2021 verified as of Mar 1, 2021 at 09:25 AM

Data in this report are provisional and subject to change.

The numbers in the table below represent the number of Florida and non-Florida residents for whom test results were received by the Department of Health. A person can be tested by more than one laboratory and can have both positive and negative results. **Therefore, the sum of the numbers in each column will be larger than the total number of people tested.**

Reporting lab	Inconclusive	Negative	Positive	Percent positive	Total
PREMIER PEDIATRICS LLC			1	100%	1
MIAMI-DADE COUNTY HEALTH DEPT.		1			1
DELAWARE DEPARTMENT OF HEATH			1	100%	1
MARYWOOD HEIGHTS		1			1
Bolingreen Health and Rehabilitation		1			1
WEST VIRGINIA LABORATORIES			1	100%	1
MINUTECLINIC DIAGNOSTIC, PA		1			1
RIVERTON CBOC			1	100%	1
ALTA BATES SUMMIT MEDICAL CENTER CLINICAL LAB			1	100%	1
Crowne Health Care of Mobile		1			1
PSL JAX BEACH OPERATIONS LLC			1	100%	1
DORA HOME CARE			1	100%	1
ROSE MEDICAL CENTER LAB			1	100%	1
WELLPATH			1	100%	1
PALMA CEIA MED GROUP-SWANN		1			1
Villa Maria			1	100%	1
IDAHO HEALTH DEPARTMENT			1	100%	1
CLINTON DRUG STORE		1			1
HANCOCK REGIONAL HOSPITAL		1			1
MARK HOANG MD PA			1	100%	1
MEDEXPRESS URGENT CARE - LAWTON		1			1
PASCO COUNTY HEALTH DEPARTMENT			1	100%	1
Oakview Manor Health and Rehab		1			1
Kroger 407 - The Little Clinic Lexington		1			1
Caldwell Care		1			1
CLINICAL CARE, INC			1	100%	1
Riverside Nursing & Rehabilitation Center		1			1
PROVIDENCE HOSPITAL			1	100%	1
SUNY AT STONY BROOK			1	100%	1
NEMOURS CHILDRENS URGENT CARE			1	100%	1
CIRRUS DX			1	100%	1
PENROSE HOSPITAL			1	100%	1
CHILDRENS HEALTHCARE CTE OF NORTHERN		1			1
ADVANCE GASTROENTEROLOGY			1	100%	1
TALLAHASSEE DIALYSIS		1			1
J F K PEDIATRICS			1	100%	1
UNIVERSITY OF MARYLAND PATHOLOGY ASSOCIATES			1	100%	1
Jersey City Medical Center		1			1
EMORY CRAWFORD LONG HOSPITAL			1	100%	1
GULF COUNTY HEALTH DEPARTMENT			1	100%	1
FREDERICK AVENUE GROUP HOME		1			1
Cornerstone at the Ranch		1			1
UNIVERSITY PLACE NURSING CENTER		1			1
PHOEBE PRIMARY CARE CAMILLA			1	100%	1
HOLYOKE MEDICAL CENTER			1	100%	1
Accordius Health at Gastonia			1	100%	1
LAB. CORP. OF AMERICA			1	100%	1

COVID-19: testing by laboratory

Data through Feb 28, 2021 verified as of Mar 1, 2021 at 09:25 AM

Data in this report are provisional and subject to change.

The numbers in the table below represent the number of Florida and non-Florida residents for whom test results were received by the Department of Health. A person can be tested by more than one laboratory and can have both positive and negative results. **Therefore, the sum of the numbers in each column will be larger than the total number of people tested.**

Reporting lab	Inconclusive	Negative	Positive	Percent positive	Total
Kroger 527 - The Little Clinic Hwy 70 S.		1			1
PARKWAY REGIONAL MEDICAL CENTER LAB			1	100%	1
CULVER CITY URGENT CARE			1	100%	1
THE HOSPITALS OF PROVIDENCE EMERGENCY ROOM			1	100%	1
CEPERO PEDIATRICS PA			1	100%	1
PALM BEACH COUNTY SHERIFF OFFICE			1	100%	1
TREASURE COAST MEDICAL CONCIERGE LLC			1	100%	1
NORTHEAST GEORGIA HEALTH SYSTEM			1	100%	1
ST. MICHAEL'S ELITE HOSPITAL			1	100%	1
TEXAS HEALTH ARLINGTON MEMORIAL HOSPITAL			1	100%	1
PEDRO MENENDEZ HEALTH CENTER AT ST JOHNS			1	100%	1
TEXAS HEALTH ARLINGTON MEMORIAL		1			1
OMAHA VA MEDICAL CENTER			1	100%	1
CITRONELLE HEALTH AND REHABILITATION CENTER		1			1
ADVENTHEALTH PHYSICIAN GROUP – APPLEWOOD			1	100%	1
WESTOX LABS		1			1
FALKVILLE HEALTHCARE		1			1
Heartland Health Care Center Jacksonville			1	100%	1
EVEXIA DIAGNOSTICS			1	100%	1
TMH REHABILITATION CENTER		1			1
CVS MA957POCT WEST SPRINGFIELD		1			1
ULTIMATE KIDNEY CARE			1	100%	1
OMC PRIMARY CARE - HOSPITAL CAMPUS			1	100%	1
PUBLIX PHARMACY #1114			1	100%	1
PERRY COUNTY NURSING HOME		1			1
QUALITY LAB			1	100%	1
JACKSONVILLE HEALTH & REHAB		1			1
Autumn Care of Suffolk		1			1
Rockcastle Health and Rehab		1			1
GOOD PEDIATRICS			1	100%	1
MEDICAL ASSOCIATES OF THE SHOALS		1			1
MARTIN HEALTH PHYSICIAN GROUP			1	100%	1
FLORIDA EPIDEMIOLOGY PROGRAM			1	100%	1
ALLIANCE LABORATORY SERVICES			1	100%	1
DIGESTIVE DISEASE CARE PC		1			1
Rio Grande City Nursing and Rehab Center			1	100%	1
POUDRE VALLEY HOSPITAL			1	100%	1
DISCOVERY AT HOME, LLC			1	100%	1
ADVANCED MEDICAL LABORATORIES (AML)			1	100%	1
HIGHLAND LABORATORY			1	100%	1
Kroger 353 - The Little Clinic Harpers Point		1			1
WILMINGTON NURSING AND REHAB			1	100%	1
MEDEXPRESS URGENT CARE - TOPEKA, SW WANAMAKER RD		1			1
Good Samaritan Society - Albion		1			1
YOUTH HEALTH CENTER OF HUNTINGTON		1			1
DEVITA		1			1
CVS TX3292POCT WYLIE		1			1

COVID-19: testing by laboratory

Data through Feb 28, 2021 verified as of Mar 1, 2021 at 09:25 AM

Data in this report are provisional and subject to change.

The numbers in the table below represent the number of Florida and non-Florida residents for whom test results were received by the Department of Health. A person can be tested by more than one laboratory and can have both positive and negative results. **Therefore, the sum of the numbers in each column will be larger than the total number of people tested.**

Reporting lab	Inconclusive	Negative	Positive	Percent positive	Total
CVS MI8091POCT FRASER		1			1
WELLINGTON WEST 100176			1	100%	1
SUN CITY DIAGNOSTIC CENTER			1	100%	1
Kroger 588 - The Little Clinic Thompsons Station		1			1
ALL PRO ORTHOPEDICS & SPORTS MEDICINE, PA			1	100%	1
NORTH WEST FLORIDA DIAGNOSTIC ENOCRINOLOGY CLINIC			1	100%	1
MINUTECLINIC DIAGNOSTIC OF KANSAS, PC		1			1
Summit Medical Group Morristown Oncology		1			1
ATHENS MEDICAL CENTER			1	100%	1
EXACCARE KINGSTON, LLC			1	100%	1
SYNAPSE ANALYTICAL LABS		1			1
Ashland Place Health and Rehabilitation, LLC		1			1
FLORIDA HEART AND VASCULAR MULTISPECIALTY GROUP PA			1	100%	1
HSRE-ASL CASSELBERRY TRS, LLC			1	100%	1
SANCHEZ CAZAU MEDICAL GROUP			1	100%	1
WEST VIRGINIA UNIVERSITY HOSPITALS			1	100%	1
CHATSWORTH ASSISTED LIVING COMMUNITY AT PGA NATIONAL			1	100%	1
HARDIN MEMORIAL HOSPITAL - HEARTLAND PATHOLOGY CONSULTANTS			1	100%	1
RCP OF MEMORIAL WEST			1	100%	1
ADVANCED LABORATORY SERVICES			1	100%	1
Grays Harbor Health and Rehabilitation		1			1
Kroger - KRO03400316			1	100%	1
CVS OH4300POCT STRONGSVILLE		1			1
ARIZONA STATE LABORATORY			1	100%	1
MED FIRST IMMEDIATE CARE AND FAMILY PRACTICE			1	100%	1
ADDINGTON PLACE EAST LAKE		1			1
BREVARD FAMILY WALK IN CLINIC			1	100%	1
DOCTORS HOSPITAL OF LAREDO			1	100%	1
ST JOHNS MEDICAL CENTER		1			1
FAIRFIELD MEDICAL CENTER			1	100%	1
Glen Oaks Health and REhabilitation		1			1
ADVANCE HEALTH AND WELLNESS SOLUTIONS			1	100%	1
1ST MED DOTHAN			1	100%	1
SMA BEHAVIORAL HEALTH SERVICES INC		1			1
KANA MEDICAL			1	100%	1
ELITE MEDICAL LABORATORY SOLUTIONS LLC			1	100%	1
ST JOSEPHS CHILDRENS HOSPITAL PEDI TRANSPORT			1	100%	1
WALGREENS #15291		1			1
DR PHILLIPS CENTER FOR WELLNESS		1			1
Washington County Nursing H0me			1	100%	1
Broomall Manor		1			1
MEDRITE MEDICAL CARE PC		1			1
WALGREENS #5130			1	100%	1
HIGH DESERT COURT GROUP HOME			1	100%	1
PM PEDIATRICS OF BAYSIDE PLLC - BELLER		1			1
MEADOWS PARK HEALTH AND REHABILITATION		1			1
CARESPOT - LEE VISTA			1	100%	1

COVID-19: testing by laboratory

Data through Feb 28, 2021 verified as of Mar 1, 2021 at 09:25 AM

Data in this report are provisional and subject to change.

The numbers in the table below represent the number of Florida and non-Florida residents for whom test results were received by the Department of Health. A person can be tested by more than one laboratory and can have both positive and negative results. **Therefore, the sum of the numbers in each column will be larger than the total number of people tested.**

Reporting lab	Inconclusive	Negative	Positive	Percent positive	Total
NEMOURS CHILDREN'S PRIMARY CARE			1	100%	1
LabCorp of America			1	100%	1
FAIRVIEW SOUTHDAL			1	100%	1
COASTAL PEDIATRICS LLC			1	100%	1
MEDICAL ASSOCIATES OF BREVARD LLC		1			1
MINUTE CLINIC DIAGNOSTIC MED GRP OF CA		1			1
Sunnybrook Rehabilitation Center			1	100%	1
Birmingham Nursing and Rehabilitation East LLC		1			1
DOCTORS MEMORIAL HOSP HOME HEALTH CARE		1			1
CAREHERE HUDSON BAY			1	100%	1
RURAL/METRO MIDSOUTH,		1			1
ARIZA WELLNESS CARE LLC			1	100%	1
BASCOM PALMER EYE INSTITUTE			1	100%	1
CVS CA9497POCT IRVINE		1			1
Vista Park			1	100%	1
PHYSICIAN ASSOCIATES, LLC			1	100%	1
CVS MA299POCT WORCESTER		1			1
PANCARE HEALTH - BRUCE			1	100%	1
COLLINS NURSING HOME		1			1
CONSOLIDATED			1	100%	1
CVS TX8322POCT AUSTIN		1			1
CVS OH10893POCT PARMA			1	100%	1
AMERICAN LAB LLC		1			1
FAMILY MEDICAL CLINIC KENDALL LLC			1	100%	1
Fairhaven Retirement Community		1			1
SMITH			1	100%	1
Fairview			1	100%	1
LIFEGUARD AMBULANCE SERVICE LLC - BAY COUNTY			1	100%	1
CVS NV5942POCT LAS VEGAS		1			1
Kroger 006 - The Little Clinic Uintah Gardens		1			1
CVS KS8601POCT OVERLAND PARK			1	100%	1
MEMORIAL HERMANN SOUTHWEST HOSPITAL			1	100%	1
Walgreens #3049		1			1
ARLINGTON ADULT RESIDENTIAL FACILITY, INC			1	100%	1
CVS TX7675POCT RED OAK			1	100%	1
GWINNETT MEDICAL CENTER			1	100%	1
HEALTH FIRST MEDICAL GROUP LLC			1	100%	1
HIDALGO FAMILY CLINIC			1	100%	1
BOCA RATON REGIONAL HOSPITAL		1			1
CVS MINUTE CLINIC #5836		1			1
Waycross Health and Rehabilitation		1			1
SCHUYLER HOSPITAL		1			1
ERIE COUNTY EMERGENCY SERVICES DIV OF		1			1
SARHA DOCTORS CENTER			1	100%	1
EAGLE COUNTY HEALTH AND HUMAN SERVICES			1	100%	1
EXPRESS CARE OF OCALA			1	100%	1
VIVIAN SIMMONS FAMILY PRACTICE			1	100%	1

COVID-19: testing by laboratory

Data through Feb 28, 2021 verified as of Mar 1, 2021 at 09:25 AM

Data in this report are provisional and subject to change.

The numbers in the table below represent the number of Florida and non-Florida residents for whom test results were received by the Department of Health. A person can be tested by more than one laboratory and can have both positive and negative results. **Therefore, the sum of the numbers in each column will be larger than the total number of people tested.**

Reporting lab	Inconclusive	Negative	Positive	Percent positive	Total
EASTMAN HEALTHCARE & REHAB		1			1
NEMOURS CHILDREN'S PRIMARY CARE			1	100%	1
CROSSROADS URGENT CARE PLLC		1			1
GENESIS MICROBIOLOGY LAB		1			1
Piqua Manor		1			1
MEDEXPRESS URGENT CARE - BENTONVILLE		1			1
DORAL KIDNEY CENTER			1	100%	1
MULTICARE PHYSICIANS			1	100%	1
MEDICAL ASSOCIATES OF CARTER		1			1
FAU MEMORY & WELLNESS CENTER			1	100%	1
San Antonio Residence and Rehabilitation Center		1			1
Heritage of Red Cloud		1			1
MEDEXPRESS URGENT CARE-BRENTWOOD		1			1
ADVENTHEALTH MEDICAL GROUP UROLOGY AT EAST ORLANDO		1			1
SAINT JOSEPHS HOSPITAL OF ATLANTA			1	100%	1
OUCH URGENT CARE			1	100%	1
ST ANTHONY COMMUNITY HOSPITAL LAB		1			1
Orange City Nursing and Rehab Center			1	100%	1
ST FRANCIS MEDICAL CENTER			1	100%	1
Juniper Village at Bucks County		1			1
ALLEGHENY GENERAL HOSPITAL			1	100%	1
TMH PHYSICIAN PARTNERS QUINCY			1	100%	1
NEW RIVER HEALTH DISTRICT			1	100%	1
LOUISIANA STATE LAB			1	100%	1
PALMETTO CHARTER SCHOOL		1			1
MEDCARE QUALITY MEDICAL CENTER LLC			1	100%	1
ASSOCIATES IN INTERNAL MEDICINE PA			1	100%	1
ADVENTHEALTH SENIOR CARE AT ORMOND			1	100%	1
Arlington Care Center			1	100%	1
VA Texas Valley Coastal Bend Harlingen HCC		1			1
AVERA SACRED HEART HOSPITAL			1	100%	1
KETTERING MEDICAL CENTER			1	100%	1
ATLANTIS VISION CENTER			1	100%	1
TEXAS HEALTH HARRIS METHODIST HOSPITAL			1	100%	1
Accordius Health at Harrisonburg		1			1
Schoenbrunn Healthcare		1			1
GALVESTON COUNTY HEALTH DISTRICT			1	100%	1
CHATEAU MADELEINE - SENIOR LIVING & MEMORY CARE			1	100%	1
PINELLAS POINT NURSING AND REHAB CENTER			1	100%	1
MID FLORIDA DERMATOLOGY ASSOCIATES PA			1	100%	1
PROGRESSIVE URGENT CARE, PC			1	100%	1
Northern Nevada State Veterans Home		1			1
Orchid Cove at Naples			1	100%	1
VALLEY HOSPITAL MEDICAL CENTER		1			1
EVENTIDE LUTHERAN HOME		1			1
Glenburn Home		1			1
CVS TX7156POCT RICHARDSON		1			1

COVID-19: testing by laboratory

Data through Feb 28, 2021 verified as of Mar 1, 2021 at 09:25 AM

Data in this report are provisional and subject to change.

The numbers in the table below represent the number of Florida and non-Florida residents for whom test results were received by the Department of Health. A person can be tested by more than one laboratory and can have both positive and negative results. **Therefore, the sum of the numbers in each column will be larger than the total number of people tested.**

Reporting lab	Inconclusive	Negative	Positive	Percent positive	Total
VITAL CARE			1	100%	1
ST.ELIZABETH HEALTH CENTER	1				1
MISSION REGIONAL MEDICAL CENTER			1	100%	1
MEMORIAL HOSPITAL WEST			1	100%	1
BIODORON LABORATORIES			1	100%	1
Life Care Center of Paradise Valley		1			1
HARTFORD HEALTH CARE & REHABILITATION			1	100%	1
BAYLOR SCOTT & WHITE ALL SAINTS MEDICAL CENTER FT			1	100%	1
ROSLYN INTERNAL MEDICINE		1			1
SPORTS MEDICINE CLINIC - U OF WYOMING			1	100%	1
CMC MERCY LABORATORY			1	100%	1
GENESIS HOME HEALTH CARE SERVICES OF			1	100%	1
EXPRESS LAB LIVINGSTON			1	100%	1
PEDIATRIC PARTNERS ZEPHYRHILLS			1	100%	1
NHC HealthCare Anniston		1			1
LAB TEST KENDALL LLC		1			1
LANGLADE			1	100%	1
Smg At Bridgewater Family Medicine		1			1
SILVERMAN			1	100%	1
ORLANDO PHYSICIAN NETWORK		1			1
MEDEXPRESS URGENT CARE - HADLEY		1			1
ADVENTHEALTH HOME CARE WATERMAN			1	100%	1
CLEVELAND CLINIC OHIO LABORATORIES			1	100%	1
HORIZON MEDICAL CENTER			1	100%	1
American Fork Care Center dba Heritage Care Center		1			1
Parkside Manor		1			1
FLORIDA HEALTH CARE MEDICAL GROUP		1			1
LIFELINK TRANSPLANT INSTITUTE LAB			1	100%	1
FLORIDA CLINICAL RESEARCH CENTER, LLC			1	100%	1
STEPHENS COUNTY HOSPITAL			1	100%	1
SOMA MEDICAL CENTER PA #3 PALOMINO			1	100%	1
CVS CT1109POCT BETHEL		1			1
Mountain City Care and Rehabilitation Center		1			1
JOHNSON & JOHNSON VISION CARE-VISTAKON			1	100%	1
CHOTA COMMUNITY HEALTH SERVICES		1			1
SKY LAKES MEDICAL CENTER		1			1
TMH PHYSICIAN PARTNERS WAKULLA			1	100%	1
FAMILY MEDICAL CENTERS			1	100%	1
PENNY PEDIATRICS		1			1
SHAW MEDICAL GROUP LLC			1	100%	1
CELEBRATION FAMILY PHYSICIANS LLC			1	100%	1
INDIGO PALMS			1	100%	1
ABSOLUTE CAREGIVERS HOME HEALTH AGENCY INC			1	100%	1
KIOSK MEDICINE KENTUCKY LLC		1			1
HOUSTON MEDICAL CENTER			1	100%	1
MONMOUTH MEDICALC ENTER		1			1
CVS OH4359POCT HUDSON		1			1

COVID-19: testing by laboratory

Data through Feb 28, 2021 verified as of Mar 1, 2021 at 09:25 AM

Data in this report are provisional and subject to change.

The numbers in the table below represent the number of Florida and non-Florida residents for whom test results were received by the Department of Health. A person can be tested by more than one laboratory and can have both positive and negative results. **Therefore, the sum of the numbers in each column will be larger than the total number of people tested.**

Reporting lab	Inconclusive	Negative	Positive	Percent positive	Total
St. Catherine's manor of Findlay		1			1
NORTH CAROLINA STATE LABORATORY OF PUBLIC HEALTH, SPECTRUM LAB NETWORK			1	100%	1
FLORIDA HOSPITAL TRANSPLANT CENTER		1			1
MEDICAL EXAMINERS OFFICE, LEESBURG			1	100%	1
CROZER-CHESTER MEDICAL CENTER			1	100%	1
MAIN STREET PHARMACY OF MARCELLUS, INC		1			1
DEPT OF VA MEDICAL CENTER - MIAMI			1	100%	1
SAINT PETE MRI			1	100%	1
NEW MILFORD HOSPITAL			1	100%	1
CHAMBREL AT PINECASTLE			1	100%	1
ALABAMA REFERENCE LAB			1	100%	1
LAREDO EMERGENCY ROOM			1	100%	1
SOUTH TEXAS HEALTH SYSTEM ER - WARE ROAD			1	100%	1
SOUTH DADE NURSING & REHABILITATION CENTER			1	100%	1
PROVIDENCE PORTLAND MEDICAL CENTER		1			1
GOOD SAMARITAN HOSPITAL			1	100%	1
PHYSICIANS URGENT CARE			1	100%	1
AVON PARK CLUSTER		1			1
SPRINGBROOK HOSPITAL			1	100%	1
MEDAC AT PORTERS NECK			1	100%	1
FORT LOUDOUN PRIMARY CARE		1			1
SUNCOAST FAMILY MEDICAL ASSOCIATES			1	100%	1
YUMA REGIONAL MEDICAL CENTER			1	100%	1
ABSOLUTE QUICK CARE			1	100%	1
SPECIALTY DRUG TESTING			1	100%	1
CONCENTRA - TAMPA EAST		1			1
KIDSVILLE PEDIATRICS IV PA		1			1
WALGREENS NO 10512			1	100%	1
LONESTAR 24HRER MANAGEMENT LLC DBA LONESTAR 24HRER			1	100%	1
Consulate Health Care of Tallahassee			1	100%	1
CHRISTIANA HOSPITAL		1			1
GENOTOX LABORATORIES		1			1
PALOMAR MEDICAL CENTER			1	100%	1
OCEAN MEDICAL CENTER		1			1
Medicalodges Neosho			1	100%	1
ENCORE AT BOCA RATON, THE			1	100%	1
HIGHLAND PARK LAKEWOOD PRESTON HOLLOW			1	100%	1
HAPPY KIDZ PEDIATRICS PL			1	100%	1
MEDEX CLINIC LLC			1	100%	1
NHC DICKSON		1			1
MOUNT SINAI MEDICAL CENTER AVENTURA ER			1	100%	1
Eagle Health and Rehabilitation		1			1
MERCY HEALTH			1	100%	1
CURELOGICS WOUND CARE & HYPERBARIC CENTER		1			1
ADVENTHEALTH DURAND			1	100%	1
LADY OF THE SEA HOSPITAL LAB			1	100%	1
HABANA HEALTH CARE CENTER			1	100%	1

COVID-19: testing by laboratory

Data through Feb 28, 2021 verified as of Mar 1, 2021 at 09:25 AM

Data in this report are provisional and subject to change.

The numbers in the table below represent the number of Florida and non-Florida residents for whom test results were received by the Department of Health. A person can be tested by more than one laboratory and can have both positive and negative results. **Therefore, the sum of the numbers in each column will be larger than the total number of people tested.**

Reporting lab	Inconclusive	Negative	Positive	Percent positive	Total
Kroger 531 - The Little Clinic Waterville		1			1
HOLY CITY MED URGENT CARE			1	100%	1
MEMORIAL MEDICAL CENTER			1	100%	1
MANATEE URGENT CARE LLC			1	100%	1
RIDGEFIELD PEDIATRIC ASSOCIATES		1			1
B2 URGENT CARE			1	100%	1
OHIOHEALTH URGENT CARE			1	100%	1
UF HEALTH - WILDLIGHT			1	100%	1
Birmingham Nursing & Rehab Center		1			1
INDIAN RIVER CLINICAL LABORATORY, INC.		1			1
LOPEZ		1			1
THE CLINIC ON SIXTH			1	100%	1
PM PEDIATRICS PC			1	100%	1
CHIEFLAND MEDICAL CENTER			1	100%	1
LOURDES URGENT CARE			1	100%	1
BALLAD HEALTH MEDICAL ASSOCIATES URGENT CARE			1	100%	1
FLORIDA HOSPITAL LAB			1	100%	1
Dugan Memorial Home		1			1
SANTA BARABARA ALF LLC (THE WINDSOR)			1	100%	1
Florida Baptist Retirement Center		1			1
CVS AZ9277POCT TUCSON		1			1
Chestnut Ridge Nursing & Rehab		1			1
SPARTA HEALTH & REHAB		1			1
PASTEUR MEDICAL HIALEAH GARDEN LLC			1	100%	1
HARDEE COUNTY FIRE RESCUE		1			1
WATERBURY HOSPITAL REFERENCE LAB			1	100%	1
JACKSBORO URGENT CARE			1	100%	1
PREMIER FAMILY AND SPORTS MEDICINE LLC			1	100%	1
RAPID MEDLAB (002MO)		1			1
JOHN D. ARCHBOLD MEMORIAL HOSPITAL			1	100%	1
Glenview Terrace Nursing Center		1			1
CVS MA1845POCT WILMINGTON		1			1
Walgreens #5914		1			1
YOUR HEALTH PEDIATRICS			1	100%	1
TERRELL URGENT CARE			1	100%	1
ASSISTED LIVING AT TREZEVAULT		1			1
UW MEDICINE CHU LAB			1	100%	1
ANDERSON REGIONAL MEDICAL CENTER			1	100%	1
NFRC CLINICAL LAB			1	100%	1
UPSON REGIONAL MEDICAL CENTER			1	100%	1
ANDREWS INSTITUTE AMBULATORY SURGERY CENTER		1			1
PACE UNIVERSITY HEALTH CARE		1			1
ALLIED PEDIATRICS & FAMILY MEDICINE			1	100%	1
1ST CHOICE URGENT CARE CENTER LLC			1	100%	1
WEILL CORNELL MEDICAL ASSOCIATES - EAST SIDE		1			1
VELOCITY URGENT CARE - LITTLE CREEK			1	100%	1
LEE PHYSICIAN GROUP COLLEGE POINT		1			1

COVID-19: testing by laboratory

Data through Feb 28, 2021 verified as of Mar 1, 2021 at 09:25 AM

Data in this report are provisional and subject to change.

The numbers in the table below represent the number of Florida and non-Florida residents for whom test results were received by the Department of Health. A person can be tested by more than one laboratory and can have both positive and negative results. **Therefore, the sum of the numbers in each column will be larger than the total number of people tested.**

Reporting lab	Inconclusive	Negative	Positive	Percent positive	Total
RIVERSIDE COUNTY PUBLIC HEALTH LABORATORY			1	100%	1
CARE CONNECTIONS AT HOME LLC			1	100%	1
HEARTLAND REGIONAL MEDICAL CENTER		1			1
Troy Center for Rehabilitation & Nursing		1			1
Villages of St.Peters		1			1
BLACK SHEEP MEDICAL			1	100%	1
PALM COAST DRAW STATION/AMERICAN HEALTH ASSOCIATES		1			1
CVS M05727POCT PLATTE CITY		1			1
HOME AIDE SVC OF EASTERN NY INC D/B/A		1			1
LABONE		1			1
PEDIATRIC PARTNERS OF ZEPHYRHILLS PA			1	100%	1
MEDEXPRESS URGENT CARE CHICOPEE			1	100%	1
ASCARATE DIALYSIS			1	100%	1
PLANT CITY FAMILY CARE		1			1
MEDICAL ARTS LABORATORY			1	100%	1
Kroger 97 - The Little Clinic Hutchinson		1			1
C V S / PHARMACY #4396		1			1
RICHMOND MEDICAL CENTER FOR WOMEN		1			1
CVS / PHARMACY #10794			1	100%	1
URGENTMED PLANTATION			1	100%	1
OCCUPATIONAL HEALTH CENTER		1			1
OAK HAVEN REHAB AND NURSING CENTER			1	100%	1
MCLEOD MEMORIAL HOSPITAL CLARENDON			1	100%	1
HOUSTON DEPARTMENT OF HEALTH AND HUMAN SERVICES			1	100%	1
URGENT CARE OF KANSAS CITY			1	100%	1
MAYO CLINIC OUTPATIENT DIALYSIS CENTER			1	100%	1
MIDWEST COVENANT HOME, INC		1			1
LP ELIZABETHTON		1			1
BAYLOR SCOTT AND WHITE MEDICAL CENTER -CENTENTENNIAL			1	100%	1
BOCA CIEGA CENTER			1	100%	1
EXPRESS WALK IN MEDICAL CENTER			1	100%	1
BLANCHARD VALLEY HOSPITAL LABORATORY			1	100%	1
CENTRAL JERSEY URGENT CARE OF GREEN BR		1			1
HEALTHFORCE PARTNERS INC			1	100%	1
SOUTHEAST MISSOURI HOSPITAL		1			1
MED-LAKE LABORATORY, LLC			1	100%	1
Le Roy Village Green		1			1
GARDEN VIEW CARE CENTER		1			1
PALM BEACH DIABETES AND ENDOCRINE SPECIALISTS, PA			1	100%	1
KINGWOOD EMERGENCY CENTER			1	100%	1
THE MEDICAL CENTER AT BOWLING GREEN			1	100%	1
BAYOU URGENT CARE			1	100%	1
ORANGE PEDIATRICS PA			1	100%	1
SYCAMORE MEDICAL CENTER-KETTERING HEALTH NETWORK			1	100%	1
PEDRO L ORTEGA MD PA			1	100%	1
THE LITTLE CLINIC LLC			1	100%	1
Kroger 518 - The Little Clinic Hermitage		1			1

COVID-19: testing by laboratory

Data through Feb 28, 2021 verified as of Mar 1, 2021 at 09:25 AM

Data in this report are provisional and subject to change.

The numbers in the table below represent the number of Florida and non-Florida residents for whom test results were received by the Department of Health. A person can be tested by more than one laboratory and can have both positive and negative results. **Therefore, the sum of the numbers in each column will be larger than the total number of people tested.**

Reporting lab	Inconclusive	Negative	Positive	Percent positive	Total
PRIMEX CLINICAL LABORATORIES INC			1	100%	1
NEW SMYRNA BEACH AMBULATORY CARE CTR			1	100%	1
TRIDENT ANTI AGING LLC			1	100%	1
FAMILY MEDICAL CENTRE			1	100%	1
UT HEALTH RIO GRANDE VALLEY PRIMARY CARE AT			1	100%	1
DOCTORS CARE – GREER		1			1
ABINGTON MEMORIAL HOSPITAL			1	100%	1
LOWER KEYS COMMUNITY HEALTH CENTER			1	100%	1
PULMONARY MEDICINE		1			1
MARTIN ARMY COMMUNITY HOSPITAL			1	100%	1
CSI LABORATORIES FLORIDA			1	100%	1
MOUNT SINAI COMPREHENSIVE CANCER CENTER			1	100%	1
LOUIS A JOHNSON VAMC		1			1
ST JOHNS EPISCOPAL HOSPITAL SOUTH SHORE		1			1
Kroger 717 - The Little Clinic Dolphin Drive			1	100%	1
PANCARE HEALTH - CARR ELEM & MIDDLE SCHOOL			1	100%	1
INTERMOUNTAIN HEALTHCARE LABORATORY SERVICES			1	100%	1
SWIFTCARE URGENT CARE, PLLC			1	100%	1
ENCOMPASS HEALTH REHABILITATION			1	100%	1
JACKSONVILLE PEDIATRICS			1	100%	1
TRINITY URGENT CARE		1			1
Avera Sr. James Care Center		1			1
BETHESDA ON TURKEY CREEK			1	100%	1
UMASS MEMORIAL MEDICAL CENTER, INC		1			1
CVS NE8626POCT LINCOLN		1			1
MISSOURI DEPT. OF HEALTH			1	100%	1
LAKE MARY OPTUM FLORIDA			1	100%	1
DAYTONA BEACH DIALYSIS			1	100%	1
AURORA HEALTH CARE METRO INC			1	100%	1
ELKHART GENERAL HOSPITAL			1	100%	1
MEMORIALCARE LONG BEACH MEDICAL CENTER			1	100%	1
NATION'S BEST CARE HOME HEALTH			1	100%	1
AL MANI HEALTH INSTUTUTE		1			1
DIVERSICARE OF BIG SPRINGS		1			1
CARBON HEALTH			1	100%	1
Crowne Place Assisted Living		1			1
Kroger 419 - The Little Clinic Farmington/Exeter		1			1
COLLIER BLVD HMA PHYSICIANS MANAGEMENT LLC			1	100%	1
HELGEMO & LIQU PEDIATRICS			1	100%	1
GOLDING-GRANADO MEDICAL ASSOCIATES		1			1
Lynwood		1			1
MINUTE CLINIC DIAGNOSTICS OF IN, LLC #6252		1			1
JASPER MEMORIAL HOSPITAL		1			1
MERITER LABORATORIES			1	100%	1
BAPTIST HOSPITAL LABORATORY			1	100%	1
VIVEX/UMTB BIOMEDICAL			1	100%	1
Kroger 753 - The Little Clinic Goss Avenue		1			1

COVID-19: testing by laboratory

Data through Feb 28, 2021 verified as of Mar 1, 2021 at 09:25 AM

Data in this report are provisional and subject to change.

The numbers in the table below represent the number of Florida and non-Florida residents for whom test results were received by the Department of Health. A person can be tested by more than one laboratory and can have both positive and negative results. **Therefore, the sum of the numbers in each column will be larger than the total number of people tested.**

Reporting lab	Inconclusive	Negative	Positive	Percent positive	Total
SAINT BARNABAS MEDICAL CENTER		1			1
MEDICAL CENTER			1	100%	1
MISSION HOSPITAL			1	100%	1
HEALTHCARE ASSOCIATES OF IRVING, LLP			1	100%	1
HENRY FORD WEST BLOOMFIELD HOSPITAL			1	100%	1
Kroger 909 - The Little Clinic Hamilton			1	100%	1
PALM COTTAGE OPERATOR LLC			1	100%	1
PATHOLOGYT & LAB MEDICINE SERVICES			1	100%	1
URGENT CARE OF COASTAL GEORGIA			1	100%	1
Diversicare of Smyrna		1			1
HOCHBERG LOWER SCHOOL		1			1
MOBILE HEALTH MEDICAL SERVICES PC		1			1
CVS NV9586POCT RENO		1			1
RIDGE OPTUM FLORIDA			1	100%	1
WALGREENS #10854		1			1
RAYMOND F CARON MD			1	100%	1
PHYSICIANS IMMEDIATE CARE			1	100%	1
Walgreens #11724		1			1
LAKE MARY DIALYSIS			1	100%	1
LUMICO LIFE INSURANCE COMPANY		1			1
LEHIGH REGIONAL WOUND CENTER			1	100%	1
Imperial Healthcare Centre			1	100%	1
XSTREMEMD			1	100%	1
MISSOURI DEPARTMENT OF HEALTH AND SENIOR SERVICES - STATE PH LAB		1			1
MERITUS MEDICAL CENTER			1	100%	1
HEALTH EXPRESS		1			1
DOCTORS CARE - AIKEN MALL			1	100%	1
INTERNAL MEDICINE EMILIA MURRAY MD PA		1			1
CVS AZ4795POCT MESA		1			1
LEE MEMORIAL HOSPITAL OUTPATIENT SURGERY CENTER			1	100%	1
MINUTECLINIC DIAGNOSTICS OF OKLAHOMA		1			1
EAST CORE LAB			1	100%	1
CONWAY - SHERWOOD URGENT CARE			1	100%	1
BICKERTON, DAWN		1			1
SHAH			1	100%	1
SOUTHEASTERN INTEGRATED MEDICAL PL			1	100%	1
Excel Care Center			1	100%	1
Kroger 532 - The Little Clinic Murfreesboro		1			1
CVS TX7431POCT ROWLETT		1			1
Kroger 682 - The Little Clinic New Holland Market			1	100%	1
TREASURE COAST COMMUNITY HEALTH INC			1	100%	1
CHILDREN'S MEMORIAL HOSPITAL			1	100%	1
Manor Care Health Care Services - Williamsport North		1			1
OPTUM MEDICAL CLINIC IN ROCKRIMMON			1	100%	1
QUEST INC			1	100%	1
AUTUMN CARE OF STATESVILLE, LLC		1			1
Louis Stokes Cleveland VA - Midtown Dialysis Center		1			1

COVID-19: testing by laboratory

Data through Feb 28, 2021 verified as of Mar 1, 2021 at 09:25 AM

Data in this report are provisional and subject to change.

The numbers in the table below represent the number of Florida and non-Florida residents for whom test results were received by the Department of Health. A person can be tested by more than one laboratory and can have both positive and negative results. **Therefore, the sum of the numbers in each column will be larger than the total number of people tested.**

Reporting lab	Inconclusive	Negative	Positive	Percent positive	Total
RESIDENCES AT MIAMI / REIGN GARDENS LLC, THE			1	100%	1
ABBOTT LABORATORIES - OCCUPATIONAL HEALTH SERVICES			1	100%	1
WELLMED AT LINEBAUGH AVE			1	100%	1
Kroger - KR070300083			1	100%	1
GEORGE WASHINGTON UNIVERSITY HOSPITAL			1	100%	1
AUSTIN URGENT CARE			1	100%	1
HCA HOUSTON ER 24/7			1	100%	1
SSC NASHVILLE OPERATING CO LLC D/B/A		1			1
PEDIATRIC PARTNERS			1	100%	1
ADVENTHEALTH MEDICAL GROUP PEDIATRICS DIABETES &			1	100%	1
NICKLAUS CHILDREN'S DORAL OUTPATIENT CENTER			1	100%	1
MICROBIOLOGY DEPARTMENT			1	100%	1
CONCIERGE INTERNAL MEDICINE ASSOCIATES			1	100%	1
HOSPICE OF MARION COUNTY INC			1	100%	1
VELOCITY URGENT CARE - REDMILL			1	100%	1
ACCURATE HEALTH SERVICES CORP			1	100%	1
CVS OH2486POCT NILES			1	100%	1
NORTHSIDE FAMILY MEDICINE AND URGENT CARE (CUMMING)		1			1
LABORATORIO MEDICO CENTRAL CONDOMINO MD			1	100%	1
CHP COVID-19 (TX)			1	100%	1
CVS SC2250POCT COLUMBIA		1			1
BAPTIST ASI			1	100%	1
PCR DIAGNOSTICS			1	100%	1
HEALTH PLUS SUNRISE MEDICAL OFFICE			1	100%	1
LAKE VISTA DIALYSIS			1	100%	1
FHPG INTERNAL MEDICINE OF BRANDON			1	100%	1
bishop rehabilitation and nursing center		1			1
BAPTIST HEALTH PRIMARY CARE AT DORAL			1	100%	1
NEW YORK PHYSICIANS LLP		1			1
PATIENT FIRST-GENERAL BOOTH			1	100%	1
MERCYONE DES MOINES MEDICAL CENTER			1	100%	1
MID FLORIDA COMMUNITY SERVICES			1	100%	1
WEST PENSACOLA DIALYSIS CENTER			1	100%	1
Harbert Hills Academy Nursing Home		1			1
MEDEXPRESS URGENT CARE - WAYNESBURG		1			1
Smg/North Jersey Hematology & Oncology		1			1
GARDENS PEDIATRICS LAB			1	100%	1
CVS MA969POCT PALMER		1			1
Kroger 672 - The Little Clinic Bill Kennedy & Glenwood		1			1
MARINA DEL REY HOSPITAL LAB			1	100%	1
COX HEALTH SOUTH LAB			1	100%	1
ARBOR DIAGNOSTICS, INC		1			1
KNOX COMMUNITY HOSPITAL			1	100%	1
ATLANTIC DIAGNOSTICS			1	100%	1
ManorCare Yeadon		1			1
STAMFORD HOSPITAL			1	100%	1
FAIRVIEW HOSPITAL			1	100%	1

COVID-19: testing by laboratory

Data through Feb 28, 2021 verified as of Mar 1, 2021 at 09:25 AM

Data in this report are provisional and subject to change.

The numbers in the table below represent the number of Florida and non-Florida residents for whom test results were received by the Department of Health. A person can be tested by more than one laboratory and can have both positive and negative results. **Therefore, the sum of the numbers in each column will be larger than the total number of people tested.**

Reporting lab	Inconclusive	Negative	Positive	Percent positive	Total
CVS GA5622POCT DALLAS		1			1
KIDS CARE PEDIATRICS PA			1	100%	1
HENRY FORD HOSPITAL			1	100%	1
SIGNATURE CARE COLLEGE STATION			1	100%	1
C A R E S		1			1
PROFESSIONAL DIALYSIS CENTER			1	100%	1
REELFOOT FAMILY WALK-IN CLINIC		1			1
GIBSON AREA PRIMARY CARE			1	100%	1
NORTH MIAMI BEACH SURGICAL CENTER			1	100%	1
MINUTECLINIC DIAG OF IND, LLC #6250		1			1
INDIANA STATE DEPARTMENT OF HEALTH CLINIC MICROBIOLOGY		1			1
GENESEE COUNTY HEALTH DEPARTMENT		1			1
Kroger 699 - The Little Clinic Smyrna		1			1
BAPTIST HEALTH SURGERY CENTER AT NORTHPOINT			1	100%	1
MADISON AT OVIEDO			1	100%	1
PREMIER HEALTH CARE INC			1	100%	1
CVS CA9103POCT ESCONDIDO		1			1
ST. LUKE'S HOSPITAL			1	100%	1
MANCHESTER COMMONS		1			1
CHRISTUS GOOD SHEPHERD MEDICAL CENTER			1	100%	1
Integrity Healthcare of Carbondale			1	100%	1
SC-GA2018 MCCORMICK REHAB & HEALTHCARE		1			1
MT SINA1 HOSPICE			1	100%	1
PEDIATRIC URGENT CARE CENTR OF FORT WORTH-LA GRAN			1	100%	1
BAYMEADOWS PEDIATRIC CARE		1			1
BETHESDA HEALTH PHYSICIANS GROUP		1			1
UNIVERSITY OF SOUTH FLORIDA			1	100%	1
AML DIAGNOSTICS- ADV TESTING IN METABOLIC MEDICINE			1	100%	1
NEW YORK CITY DEPARTMENT OF HEALTH			1	100%	1
WOOD COUNTY HEALTH DEPARTMENT			1	100%	1
EXAC CARE CROSSVILLE		1			1
POINTE MEDICAL SERVICES INC			1	100%	1
UNIVERISTY HOSPITAL			1	100%	1
DIAGNOSTIC GROUP INTEGRATED HEALTHCARE			1	100%	1
TMH CANCER CENTER LABORATORY			1	100%	1
PELICAN STATE OUTPATIENT CENTER			1	100%	1
FAMILY MEDICINE AT CELEBRATION		1			1
CENTRAL FLORIDA ADULT MEDICINE		1			1
URGENT CARE OF FORT LAUDERDALE INC			1	100%	1
Village Crest Center for Health & Rehabilitation		1			1
ADVENTHEALTH MEDICAL GROUP SENIOR HEALTH AT			1	100%	1
BAYCARE OUTREACH LAB AT NEW TAMPA			1	100%	1
CARESOUTH HHA HOLDINGS OF THE TREASURE COAST LLC			1	100%	1
HILLSBORO MEDICAL CENTER MAIN LABORATO		1			1
ELAN MANATEE			1	100%	1
CVS KS8573POCT OVERLAND PARK		1			1
SOMA MEDICAL CENTER PA #2 OAKLAND			1	100%	1

COVID-19: testing by laboratory

Data through Feb 28, 2021 verified as of Mar 1, 2021 at 09:25 AM

Data in this report are provisional and subject to change.

The numbers in the table below represent the number of Florida and non-Florida residents for whom test results were received by the Department of Health. A person can be tested by more than one laboratory and can have both positive and negative results. **Therefore, the sum of the numbers in each column will be larger than the total number of people tested.**

Reporting lab	Inconclusive	Negative	Positive	Percent positive	Total
NYU LANGONE AMBULATORY CARE LAKE SUCCE		1			1
PEACE HEALTH FAMILY MEDICINE AT 87TH AVE		1			1
NEMOURS CHILDRENS PRIMARY CARE CLERMONT			1	100%	1
BEAUMONT URGENT CARE		1			1
UNIVERSITY OF IOWA HOSPITALS & CLINICS			1	100%	1
MOORE CLINICAL RESEARCH INC			1	100%	1
SOUTHWOOD NURSING & RETIREMENT CENTER		1			1
INSTANT MEDICAL CARE CENTER			1	100%	1
WVU MEDICINE AT SUNCREST TOWNE CENTRE			1	100%	1
NEVADA RURAL HOUSING AUTHORITY			1	100%	1
GARDENS AT MAPLEWOOD			1	100%	1
Holly Hill Healthcare Center			1	100%	1
TLC MEDICAL			1	100%	1
SAWGRASS PEDIATRIC PARTNERS LLC			1	100%	1
SUMMIT COUNTY PUBLIC HEALTH DEPARTMENT			1	100%	1
ROUTE 16 PHARMACY LLC DBA HOLLAND PHAR		1			1
Mountain View Manor			1	100%	1
Alden Lincoln Park			1	100%	1
GUIDEWELL EMERGENCY MEDICINE DOCTORS LLC #33			1	100%	1
MAJESTIC OAKS			1	100%	1
LAKELAND MEDICAL CENTER			1	100%	1
Signature Healthcare of Georgetown		1			1
ALIMETRIX INC		1			1
PARK AVENUE PEDIATRICS PC		1			1
BL DIAGNOSTICS LLC			1	100%	1
CORNERSTONE OF RECOVERY INC		1			1
NORTHEAST BAPTIST HOSPITAL			1	100%	1
SPRING VALLEY HOSPITAL MEDICAL CENTER			1	100%	1
Walgreens #10851		1			1
MEDEXPRESS URGENT CARE, EDWARDSVILLE		1			1
UT MD ANDERSON CANCER CENTER-TUMOR MARKER LAB			1	100%	1
GREATER MIAMI DIALYSIS			1	100%	1
MEMORIAL HOSPITAL MIRAMAR WAIVED TESTING			1	100%	1
CENTRAL FLORIDA HOSPITALIST			1	100%	1
BOULDER COMMUNITY HOSPITAL			1	100%	1
SHARON REGIONAL MEDICAL CENTER			1	100%	1
LAB PLUS, LLC			1	100%	1
NORTH SHORE HEMATOLOGY-ONCOLOGY ASSOCI		1			1
DIGNITY HEALING LLC			1	100%	1
The Pines at Poughkeepsie Center for Nursing and Rehabilitation		1			1
ROAN MOUNTAIN MEDICAL CENTER			1	100%	1
THE CHILDREN'S HOSPITAL OF PHILADELPHIA		1			1
ADVENT HEALTH - OWASA			1	100%	1
JMJ FAMILY PRACTICE			1	100%	1
METRO HEALTH HOSPITAL LABORATORY		1			1
Parkview Care Center			1	100%	1
MEDCOR, INC			1	100%	1

COVID-19: testing by laboratory

Data through Feb 28, 2021 verified as of Mar 1, 2021 at 09:25 AM

Data in this report are provisional and subject to change.

The numbers in the table below represent the number of Florida and non-Florida residents for whom test results were received by the Department of Health. A person can be tested by more than one laboratory and can have both positive and negative results. **Therefore, the sum of the numbers in each column will be larger than the total number of people tested.**

Reporting lab	Inconclusive	Negative	Positive	Percent positive	Total
Tremont Health & Rehabilitation Center		1			1
MEDPOST - NORTH DALLAS			1	100%	1
WALGREENS #10308		1			1
CARESPOT - OCOEE			1	100%	1
MAYO CLINICAL LABORATORIES		1			1
THE HEART HOSPITAL BAYLOR PLANO			1	100%	1
CVS MO10053POCT SAINT PETERS		1			1
GUTHRIE CORNING HOSPITAL LABORATORY		1			1
Sage Bluff Health & Rehabilitation Center		1			1
Dexter Health Care		1			1
SEWALLS POINT PHARMACY INC			1	100%	1
MEDEXPRESS URGENT CARE - CABOT			1	100%	1
Florence Nursing and Rehabilitation Center		1			1
VA OPTOMETRY CLINIC			1	100%	1
Kroger 444 - The Little Clinic Dent		1			1
BAYSHORE DIALYSIS			1	100%	1
CACERES SPECIALIZED GYNECOLOGY		1			1
CVS AZ10529POCT SCOTTSDALE		1			1
KNAPP MEDICAL GROUP			1	100%	1
Jacaranda Manor			1	100%	1
Douglas County Health Center		1			1
Belvoir Woods Health Care Center at The Fairfax		1			1
BOLLES SCHOOL, THE			1	100%	1
CVS IL8750POCT CHICAGO		1			1
Dulles Health and Rehab Center		1			1
CARINGPLUS HOMECARE LLC			1	100%	1
HERNANDO COUNTY HEALTH DEPT			1	100%	1
OAKMONT OF UNION SC, LLC		1			1
Kroger 359 - The Little Clinic Bellevue		1			1
EXCEL URGENT CARE OF NJ			1	100%	1
5 STAR HOME HEALTH SERVICES INC		1			1
CANDLER HOSPITAL			1	100%	1
LRGHEALTHCARE		1			1
BRANDON OUTREACH CLINIC			1	100%	1
HARDIN HEALTH INC		1			1
Manor Care Health Services- Wilmington			1	100%	1
Kroger - KRO62000426			1	100%	1
PALMETTO BAY MEDICAL CENTER			1	100%	1
SACRED HEART HEALTH SYSTEMS INC			1	100%	1
CYPRESS VILLAGE REHAB CENTER		1			1
Terrace Glen Village		1			1
CAMBRIDGE HEALTH ALLIANCE			1	100%	1
WALGREENS #01398			1	100%	1
GRAND VIEW HOSPITAL			1	100%	1
DIRECT PRIMARY CARE OF BURLESON			1	100%	1
REEVES COUNTY HOSPITAL DISTRICT			1	100%	1
PRIMARY CARE & PEDIATRICS - SHEPHERSTOWN		1			1

COVID-19: testing by laboratory

Data through Feb 28, 2021 verified as of Mar 1, 2021 at 09:25 AM

Data in this report are provisional and subject to change.

The numbers in the table below represent the number of Florida and non-Florida residents for whom test results were received by the Department of Health. A person can be tested by more than one laboratory and can have both positive and negative results. **Therefore, the sum of the numbers in each column will be larger than the total number of people tested.**

Reporting lab	Inconclusive	Negative	Positive	Percent positive	Total
UNIVERSITY OF BALTIMORE WASHINGTON MEDICAL CENTER			1	100%	1
SOUTHWOOD HEALTHCARE CENTER		1			1
Grangeville Health and Rehab		1			1
PARK LANE NURSING HOME		1			1
Kroger 481 - The Little Clinic Houston Levee		1			1
MINUTECLINIC DIAGNOSTIC OF OHIO #5060		1			1
ST GERARD'S COMMUNITY OF CARE		1			1
PARRISH MEDICAL GROUP			1	100%	1
GIFFORD MEMORIAL HOSPITAL		1			1
CSL PLASMA LAB			1	100%	1
OXY-GENLAB			1	100%	1
PRIMARY AND URGENT CARE			1	100%	1
CLEMENT MANOR HEALTH CENTER		1			1
INFECTION CONTROL DEPT			1	100%	1
Elm Crest Senior Living Community		1			1
Oakland Nursing and Rehabilitation Center		1			1
HEALTHCARE FOR THE HOMELESS			1	100%	1
GREATER TAMPA AT HOME			1	100%	1
AAA MEDICAL TESTING			1	100%	1
CHILDREN'S NATIONAL MEDICAL CENTER			1	100%	1
Pontotoc Health and Rehab		1			1
SYNERGY DIALYSIS INC			1	100%	1
Valley Center (WV)			1	100%	1
VA COMMUNITY BASED CLINIC - LAKE CITY			1	100%	1
CALIFORNIA PUBLIC HEALTH LABORATORY			1	100%	1
MCH PHYSICIANS GROUP			1	100%	1
ADVANCED INDIVIDUALIZED MEDICINE OF NAPLES			1	100%	1
Wexner Heritage House			1	100%	1
MEMORIAL HOSPITAL - BELLEVILLE			1	100%	1
Arch Plaza Nursing and Rehabilitation Center			1	100%	1
TCPA CLINICAL LABORATORIES			1	100%	1
SOMA MEDICAL CENTER PA #2			1	100%	1
JOSHUA E CHESIR MD		1			1
STEWART MEDICAL GROUP INC			1	100%	1
PUBLIX PHARMACY # 1236			1	100%	1
TREASURE COAST INFECTIOUS DISEASE CONSULTANTS			1	100%	1
NORTHWEST FLORIDA SPECIALTY PHYSICIANS LLC		1			1
PINNACLE DIALYSIS		1			1
ER NEAR ME HULEN		1			1
Kroger 126 - The Little Clinic Cottonwood		1			1
SOUTHWEST ORLANDO FAMILY MEDICINE, PL			1	100%	1
SOUTHEASTERN HEALTH FACILITES, INC		1			1
OPTUM PRIMARY CARE			1	100%	1
LOUIS STOKES CLEVELAND VA MEDICAL CENTER			1	100%	1
ALBANY MEDICAL CENTER			1	100%	1
Miller Health Care Center			1	100%	1
CVS NE2741POCT LA VISTA		1			1

COVID-19: testing by laboratory

Data through Feb 28, 2021 verified as of Mar 1, 2021 at 09:25 AM

Data in this report are provisional and subject to change.

The numbers in the table below represent the number of Florida and non-Florida residents for whom test results were received by the Department of Health. A person can be tested by more than one laboratory and can have both positive and negative results. **Therefore, the sum of the numbers in each column will be larger than the total number of people tested.**

Reporting lab	Inconclusive	Negative	Positive	Percent positive	Total
RENOWN REGIONAL MEDICAL CENTER			1	100%	1
WESTEX URGENT CARE, PLLC			1	100%	1
CENTRAL CAROLINA HOSPITAL			1	100%	1
UNIVERSITY OF VERMONT MEDICAL CENTER			1	100%	1
NEW YORK UNIVERSITY MEDICAL CENTER			1	100%	1
CLEVELAND CLINIC OUTPATIENT LABORATORY			1	100%	1
ASSOCIATES MD MEDICAL GROUP INC			1	100%	1
ADAMS COUNTY HEALTH DEPARTMENT			1	100%	1
JP MORGAN CHASE HEALTH SERVICES			1	100%	1
NORTH RIVER FAMILY HEALTH CENTER			1	100%	1
EAST FL CORE LAB			1	100%	1
Sherwood Oaks Health Center			1	100%	1
ROYAL OAK MEDICAL CENTER LLC DBA CHARACTER FAMILY			1	100%	1
CVS NC7057POCT SHELBY		1			1
WW Chem Auto SS			1	100%	1
JAX FAMILY CARE		1			1
ANDERSON FAMILY MEDICINE			1	100%	1
METROPOLITAN			1	100%	1
LITTLE FALLS HOSPITAL LABORATORY		1			1
BEAUMONT HOSPITAL			1	100%	1
SUN CLINICAL LABORATORIES			1	100%	1
LAKE WALES DIALYSIS CENTER			1	100%	1
BAPTIST HEALTH SURGERY CENTER			1	100%	1
Kroger 390 - The Little Clinic North College Hill		1			1
IZ MEDICAL		1			1
UNIVERSITY URGENT CARE			1	100%	1
CARENOW URGENT CARE – SPRING			1	100%	1
MIAMI CEREBRAL PALSY RESIDENTIAL			1	100%	1
VISTA LAKE ASSISTED LIVING			1	100%	1
MINNESOTA DEPARTMENT OF HEALTH LABORATORY			1	100%	1
ORCHID TERRACE		1			1
KROGER 915 - THE LITTLE CLINIC ANDERSON			1	100%	1
GATEWAY HEALTHCARE, PC			1	100%	1
NORTH COUNTY MEDICAL LAB			1	100%	1
BROOKS REHAB			1	100%	1
CVS AZ7263POCT PHOENIX		1			1
MEMORIAL HERMANN MEDICAL GROUP-ATASCOCITA PEDS			1	100%	1
WillowBrooke Court at Westminster Village		1			1
HAYS CLINICAL LAB			1	100%	1
SURGERY CENTER, THE			1	100%	1
FLORIDA HOME HEALTH			1	100%	1
HUNEYCUTT FAMILY PRACTICE			1	100%	1
UMASS MEMORIAL/MARLBORO HOSPITAL			1	100%	1
EXPRESS PHARMACY INC		1			1
ASSOCIATESMD			1	100%	1
NORTH BROWARD MEDICAL CENTER			1	100%	1
JACKSON MADISON CO. GEN. HOSPITAL			1	100%	1

COVID-19: testing by laboratory

Data through Feb 28, 2021 verified as of Mar 1, 2021 at 09:25 AM

Data in this report are provisional and subject to change.

The numbers in the table below represent the number of Florida and non-Florida residents for whom test results were received by the Department of Health. A person can be tested by more than one laboratory and can have both positive and negative results. **Therefore, the sum of the numbers in each column will be larger than the total number of people tested.**

Reporting lab	Inconclusive	Negative	Positive	Percent positive	Total
ALL CHILDRENS PEDIATRIC CLINIC			1	100%	1
ROCKLEDGE HEALTH & REHABILITATION CENTER			1	100%	1
Heritage Health of Peru			1	100%	1
MIAMI VASCULAR SURGERY			1	100%	1
OCEANVIEW NURSING AND REHABILITAION CENTER			1	100%	1
UHEALTH CORAL SPRINGS			1	100%	1
INLET CONCIERGE MEDICINE			1	100%	1
WYOMING COUNTY DEPARTMENT OF HEALTH		1			1
FINLAY MEDICAL RESEARCH CORP			1	100%	1
EMERSON HOSPITAL LABORATORY			1	100%	1
NEMOURS CHILDREN'S PRIMARY CARE, ST CLOUD			1	100%	1
Crestwood Nursing Center		1			1
Kingston Care Center of Fort Wayne		1			1
VILLAGES HEALTH SYSTEM, LLC, THE			1	100%	1
BSA PHYSICIANS GROUP, INC D/B/A BSA FAMILY MEDICAL			1	100%	1
Kroger 350 - The Little Clinic New Cut Road		1			1
Kroger 970 - The Little Clinic Westfield			1	100%	1
CVS OH3306POCT AKRON		1			1
The Evangelical Lutheran Good Samaritan Society Prescott Village		1			1
EMPLOYEE WELLNESS PA			1	100%	1
PALMETTO LANDING			1	100%	1
St Mary's d'Youville Pavilion		1			1
PEDIATRIC ASSOCIATES - DORAL			1	100%	1
Peninsula Nursing and Rehabilitation Center		1			1
NORTHERN KENTUCKY HEALTH DEPARTMENT			1	100%	1
MEDSTAR URGENT CARE, LLC			1	100%	1
WINTER GARDEN CHILDREN'S HEALTH CENTERS			1	100%	1
SANFORD HOME		1			1
OPTUM OF HIALEAH		1			1
NORTH FL SOUTH GA HCS-LAKE CITY			1	100%	1
SPINE & PAIN CONSULTANT PLLC		1			1
AMD			1	100%	1
TARRANT MEDICAL ASSOCIATES			1	100%	1
SUNCOAST BEHAVIORAL HEALTH CENTER			1	100%	1
WEXFORD HEALTH SOURCES INC		1			1
DEL PRADO MEDICAL CENTER, INC		1			1
EPIC CARE PHARMACY		1			1
SACRED HEART MEDICAL CENTER			1	100%	1
Gulf Coast health and Rehabilitation, LLC		1			1
SV MOBILE HEALTH			1	100%	1
HHCS PHARMACY INC			1	100%	1
ELKTON TRANSITIONAL CARE CENTER		1			1
WEST COAST CLINICAL LABS INC			1	100%	1
AUGUSTA HEALTH CLINICAL LABORATORY			1	100%	1
ST. LUKES HOSPITAL			1	100%	1
Fulton County Medical Center Long Term Care			1	100%	1
WESTCOAST FAMILY PRACTICE		1			1

COVID-19: testing by laboratory

Data through Feb 28, 2021 verified as of Mar 1, 2021 at 09:25 AM

Data in this report are provisional and subject to change.

The numbers in the table below represent the number of Florida and non-Florida residents for whom test results were received by the Department of Health. A person can be tested by more than one laboratory and can have both positive and negative results. **Therefore, the sum of the numbers in each column will be larger than the total number of people tested.**

Reporting lab	Inconclusive	Negative	Positive	Percent positive	Total
Salem Hills Rehabilitation and Nursing Center		1			1
2504-HOMEWOOD		1			1
MED CHOICE CENTER OF NORTH MIAMI			1	100%	1
MEDICAL CLINIC OF HOUSTON			1	100%	1
AUTUMN HOUSE			1	100%	1
NEW HORIZON PRIMARY CARE LLC			1	100%	1
Kroger 968 - The Little Clinic Colerain Township		1			1
Moab Regional Hospital			1	100%	1
UNLIMITED MEDICAL SERVICES OF FL PL DBA		1			1
ODYSSEY HEALTH CARE OF MARION COUNTY LLC		1			1
CURA LABORATORY SERVICES			1	100%	1
HEALTH CARE SERVICES LC			1	100%	1
Courtenay Springs Village			1	100%	1
ISLANDS ASSISTED LIVING FACILITY,THE			1	100%	1
ST VINCENTS OUTPATIENT IMAGING		1			1
GATEWAY FAMILY HEALTH CLINIC			1	100%	1
BAPTIST EMERGENCY HOSPITAL - KELLY			1	100%	1
Kroger 549 - The Little Clinic Clinton Highway		1			1
NAVARRO MEDICAL CENTERS LLC			1	100%	1
DOCTORS AFTER HOURS URGENT CARE CENTER			1	100%	1
COVE AT THE MARBELLA,THE			1	100%	1
Kroger 894 - The Little Clinic NEC		1			1
DR JAMES D FORBES FAMILY CARE CENTER			1	100%	1
LEXINGTON HOSPITAL CORPORATION			1	100%	1
Bethany Manor		1			1
ACCOMPLISHED HOME CARE		1			1
WEST BOCA MEDICAL CENTER			1	100%	1
MEDCARE-GARNERS FERRY			1	100%	1
CHRISTIAN REST HOME ASSOC		1			1
MY URGENT CARE CLINIC			1	100%	1
CLINICAL PATHOLOGY LABORATORIES SOUTHEAST INC			1	100%	1
ELEMENTS PHARMACY			1	100%	1
PIONEER CLINICAL RESEARCH LLC			1	100%	1
West Bay of Tampa Center			1	100%	1
RIVERSIDE REGIONAL MED CENTER			1	100%	1
CHI ST. LUKE'S HEALTH BCM MEDICAL CENTER			1	100%	1
ACUPATH LABORATORIES INC			1	100%	1
CROSS CREEK HEALTH CARE		1			1
Waters of Covington		1			1
MERCY HOME		1			1
UNIVERSITY OF NORTH CAROLINA HOSPITALS			1	100%	1
WELLNOW URGENT CARE-OSWEGO			1	100%	1
ULTIMATE ANALYSIS LABORATORY			1	100%	1
USA Healthcare LTC, LLC - Folsom Center for Rehabilitation & Healthca		1			1
RAPID CITY REGIONAL HOSPITAL -579 ATTN. LABORATORY		1			1
Bivins Pointe			1	100%	1
VISTA DEL SOL MED ASSOC		1			1

COVID-19: testing by laboratory

Data through Feb 28, 2021 verified as of Mar 1, 2021 at 09:25 AM

Data in this report are provisional and subject to change.

The numbers in the table below represent the number of Florida and non-Florida residents for whom test results were received by the Department of Health. A person can be tested by more than one laboratory and can have both positive and negative results. **Therefore, the sum of the numbers in each column will be larger than the total number of people tested.**

Reporting lab	Inconclusive	Negative	Positive	Percent positive	Total
RIVIERA BEACH HEALTH CENTER LAB			1	100%	1
OPTIMAL MEDICINE INC		1			1
BMC/NASSAU			1	100%	1
Lopatcong Center		1			1
Trucare Living Centers - Columbus		1			1
PROVIDENCE ST. PATRICK HOSPITAL			1	100%	1
Eddy Memorial Geriatric Center		1			1
LPG PRIMARY CARE AT CAPE CORAL PARKWAY		1			1
MEDEXPRESS URGENT CARE - ST CLAIR, CLOVER DR.		1			1
MALUHIA		1			1
DOCTORS HEARING			1	100%	1
THE CHRIST HOSPITAL			1	100%	1
BLOOD SYSTEMS LABORATORIES			1	100%	1
Vi at Aventura		1			1
UNITYPOINT HEALTH TRINITY			1	100%	1
COLUMBIA CREST CARE & RAHAB		1			1
CVS M08595POCT RAYMORE		1			1
SOUTHERN SPRINGS HEALTH CARE		1			1
GOOD SAMARITAN SOCIETY-FOREST CITY		1			1
Kroger 825 - The Little Clinic Dorothy Lane		1			1
Carrollton Manor Inc		1			1
Pinnacle Assisted Living			1	100%	1
STERLING HOUSE OF PORT ORANGE		1			1
LAKE LURE HEALTH CENTER			1	100%	1
ADVENTHEALTH MEDICAL GROUP FAMILY AND INTERNAL			1	100%	1
LEELANAU OPCO, LLC		1			1
MINUTECLINIC DIAG OF IND, LLC #4368		1			1
FRESENIUS SOUTH FORT MYERS		1			1
AVALON MEDICAL GROUP			1	100%	1
LAKEVIEW REGIONAL HOSPITAL			1	100%	1
ACCESS 365 URGENT CARE LLC			1	100%	1
PALM BEACH COUNTY HEALTH DEPT.			1	100%	1
PALM COAST DIALYSIS		1			1
VAULT MEDICAL SERVICES			1	100%	1
ALLIANCE MD DIRECT PRIMARY CARE			1	100%	1
MEDICAL SPECIALISTS OF THE PALM BEACHES INC			1	100%	1
FAST PACE URGENT CARE			1	100%	1
BAPTIST MINOR MEDICAL CENTER			1	100%	1
Big River Nursing and Rehab		1			1
LIBERTY HEALTH CENTER			1	100%	1
CLEVELAND CLINIC AKRON GENERAL			1	100%	1
CHC SOUTHWEST FLORIDA LAB-LIVE			1	100%	1
ENT & ALLERGY ASSOCIATES, LLP - SLEEPY HOLLOW (ABBOTT)		1			1
Urgent Care 24/7 Orlando LLC			1	100%	1
SOUTH COUNTY MEDICAL CENTER			1	100%	1
107TH PLACE GROUP HOME		1			1
Ohman Family Living at Holly Assisted Living		1			1

COVID-19: testing by laboratory

Data through Feb 28, 2021 verified as of Mar 1, 2021 at 09:25 AM

Data in this report are provisional and subject to change.

The numbers in the table below represent the number of Florida and non-Florida residents for whom test results were received by the Department of Health. A person can be tested by more than one laboratory and can have both positive and negative results. **Therefore, the sum of the numbers in each column will be larger than the total number of people tested.**

Reporting lab	Inconclusive	Negative	Positive	Percent positive	Total
ST. MARY MEDICAL CENTER		1			1
CENTRAL ALABAMA HEALTH CARE SYSTEM			1	100%	1
Kroger 465 - The Little Clinic Oakley		1			1
SUREPOINT URGENT CARE PADRE ISLAND			1	100%	1
LEHIGH PULMONARY ASSOCIATES			1	100%	1
FAMILY MEDICAL CENTER		1			1
PLEASANT RIDGE MANOR WEST		1			1
BRISTOL CHILDRENS CLINIC			1	100%	1
Chateau Girardeau			1	100%	1
SOUTHEASTERN PATHOLOGY ASSOCIATES			1	100%	1
DONALSONVILLE HOSPITAL			1	100%	1
MADISON FACILITY INC			1	100%	1
INHEALTH LIFE SCIENCES LLC			1	100%	1
KIDSVILLE PEDIATRICS III PA			1	100%	1
Kroger - KR003500568			1	100%	1
MD NOW URGENT CARE			1	100%	1
ESOTERIC LAB			1	100%	1
CVS NE5863POCT OMAHA		1			1
BEST CARE COMMUNITY AND FAMILY HEALTH CENTER INC			1	100%	1
DIGNITY HEALTH GOHEALTH		1			1
NEW YORK PRESBYTERIAN HOSPITAL			1	100%	1
MINUTECLINIC # 21110			1	100%	1
MID-FLORIDA CANCER CENTERS		1			1
CVS NH1004POCT SALEM			1	100%	1
SHP WESTCHESTER LLC		1			1
Springdale Village		1			1
BRUNSWICK HEALTH AND REHABILITATION CE		1			1
LAKEWOOD RANCH MEDICAL GROUP LLC			1	100%	1
LAKESIDE MEDICAL CENTER		1			1
THOMAS HOSPITAL			1	100%	1
VIRGINIA UROLOGY		1			1
SPEARE MEMORIAL HOSPITAL			1	100%	1
BETHESDA HOSPITAL			1	100%	1
EVENING PEDIATRICS INC			1	100%	1
Maple Lane Nursing Home		1			1
INTERNAL MEDICINE ASSOCIATES		1			1
CVS IL2297652CV CHICAGO		1			1
CLUB HEALTH AND REHABILITATION CENTER, THE		1			1
HOLSTON MEDICAL GROUP		1			1
Eagle Point Health Care Center		1			1
RABI SINHA, MD		1			1
FREEPORT ER DOX URGENT CARE		1			1
El Paso Health Care Center			1	100%	1
PALM SPRINGS GENERAL HOSPITAL			1	100%	1
WMC HEALTH GROUP INC			1	100%	1
NHC Chattanooga			1	100%	1
SHANNON CLARK OD, PA			1	100%	1

COVID-19: testing by laboratory

Data through Feb 28, 2021 verified as of Mar 1, 2021 at 09:25 AM

Data in this report are provisional and subject to change.

The numbers in the table below represent the number of Florida and non-Florida residents for whom test results were received by the Department of Health. A person can be tested by more than one laboratory and can have both positive and negative results. **Therefore, the sum of the numbers in each column will be larger than the total number of people tested.**

Reporting lab	Inconclusive	Negative	Positive	Percent positive	Total
POETS WALK SARASOTA			1	100%	1
PUTNAM CO HOSPITAL-D/B/A ASBURY TOWERS		1			1
LIFE CARE CENTER OF GWINNETT		1			1
HOWELL BRANCH COURT			1	100%	1
BAXTER REGIONAL MEDICAL CENTER			1	100%	1
SCRIPTS PLUS INC DBA THE MEDICINE SHOP		1			1
COMMUNITY MEDICAL CARE			1	100%	1
DOCTOR TODAY URGENT CARE			1	100%	1
TARRYTOWN PHARMACY			1	100%	1
PARK AVENUE DERMATOLOGY NORTH			1	100%	1
TRAVIS LEE THOMPSON MD			1	100%	1
BROOKDALE AVONDALE (BU 04360)			1	100%	1
NULL			1	100%	1
ARNOLD PALMER HOSPITAL LAB POCT		1			1
FAMILY PHYSICIANS OF WINTER PARK, INC			1	100%	1
ST. PETERSBURG PEDIATRICS-SEMINOLE			1	100%	1
Metairie Healthcare Center			1	100%	1
TWIN			1	100%	1
BASCOM PALMER-MICRO LAB			1	100%	1
GREYSTONE HOME HEALTH OF GREATER ORLANDO LLC		1			1
Kroger 57 - The Little Clinic Jay C Charlestown		1			1
Kroger 395 - The Little Clinic Blanchester		1			1
WVU MEDICINE - WESTON			1	100%	1
ASHLEY PEDICATRICS DAY AND NIGHT CLINIC			1	100%	1
Cooperstown Center for Nursing and Rehabilittation		1			1
CENTRAL TX URGENT CARE			1	100%	1
FLORIDA STATE UNIVERSITY HEALTH SERVICES			1	100%	1
JOHNSON MEDICAL SERVICES			1	100%	1
NORTH SHORE HEMATOLOGY-ONCOLOGY ASSOCIATES		1			1
MED TECH CLINICAL LABORATORY		1			1
NORTHEAST TEXAS DIALYSIS		1			1
DECATUR MORGAN HOSPITAL - DECATUR GENE		1			1
PowerBack Piscataway Center		1			1
TMH PHYSICIAN PARTNERS			1	100%	1
WINCHESTER HOSPITAL			1	100%	1
NANCY M WORTHINGTON MD PA			1	100%	1
CVS MA2125POCT NATICK		1			1
UHS BINGHAMTON GENERAL			1	100%	1
ANMED HEALTH MEDICAL CENTER			1	100%	1
UPMC NORTHWEST HOSPITAL			1	100%	1
PRIORITY CARE LLC			1	100%	1
Ramsey Village		1			1
MIDWAY SPECIALTY CARE CENTER INC		1			1
BRIGHAM YOUNG UNIV STUDENT HEALTH CTR			1	100%	1
DIXIE REGIONAL MEDICAL CENTER			1	100%	1
GEORGETOWN URGENT CARE			1	100%	1
PPD CLINICAL RESEARCH UNIT			1	100%	1

COVID-19: testing by laboratory

Data through Feb 28, 2021 verified as of Mar 1, 2021 at 09:25 AM

Data in this report are provisional and subject to change.

The numbers in the table below represent the number of Florida and non-Florida residents for whom test results were received by the Department of Health. A person can be tested by more than one laboratory and can have both positive and negative results. **Therefore, the sum of the numbers in each column will be larger than the total number of people tested.**

Reporting lab	Inconclusive	Negative	Positive	Percent positive	Total
The Palms Nursing and Rehabilitation		1			1
USC VERDUGO HILLS HOSPITAL			1	100%	1
STANLY REGIONAL MEDICAL CENTER			1	100%	1
COSTCO PHARMACY #1023			1	100%	1
Kroger 368 - The Little Clinic Frankfort West		1			1
IRA FIALKO DO			1	100%	1
ALLIED PHYSICIANS GROUP		1			1
Victory Health and Rehabilitation			1	100%	1
Bay View Nursing and Rehabilitation Center			1	100%	1
THE NEW JEWISH HOME		1			1
MERCY GENERAL HOSPITAL			1	100%	1
UNIVERSITY OF MIAMI PRIMARY CARE SITE UMHC 3039			1	100%	1
CENTRAL FLORIDA MEDICAL CARE			1	100%	1
LIFESPAN HEALTH - SELMER		1			1
BLACKBAG DIGITAL HEALTH LLC		1			1
Lenbrook		1			1
OKLAHOMA BLOOD INSTITUTE			1	100%	1
CRYSTAL RIVER FIRE DEPARTMENT			1	100%	1
SUPERKIDS PEDIATRICS			1	100%	1
Life Care Center of Auburn		1			1
NF Escambia, LLC DBA Olive BranchHealth and Rehabilitaion Center			1	100%	1
PREMIER MOBILE HEALTH SERVICES, LLC			1	100%	1
MANHATTAN COLLEGE HEALTH SERVICES		1			1
WOODHILLS LABS			1	100%	1
ST CATHERINE HOSPITAL LABORATORY			1	100%	1
DUKE UNIVERSITY POINT OF CARE TESTING PROGRAM			1	100%	1
ORMOND BEACH DIALYSIS			1	100%	1
CVS TX1057POCT SAN ANTONIO		1			1
KEATING SPORTS CENTER		1			1
VIP FAMILY PRACTICE			1	100%	1
ADVANTA LABS, LLC		1			1
Sanford Health & Rehabilitation			1	100%	1
Kroger 923 - The Little Clinic Centerville		1			1
LAKE COMMUNITY ACTION AGENCY		1			1
FREDERICK MEMORIAL HOSPITAL			1	100%	1
HAWAII DEPARTMENT OF HEALTH LAB			1	100%	1
Englewood Health Care Center		1			1
SOUTH FLORIDA URGENT CARE CENTERS, LLC			1	100%	1
IVAN, MAYA			1	100%	1
HENRICO DOCTOR'S LABORATORY			1	100%	1
CVS IL2297144CV CHICAGO		1			1
CAROMONT HEALTH			1	100%	1
Kroger 523 - The Little Clinic Dickson			1	100%	1
FLORIDA HOSPITAL ORMOND BEACH			1	100%	1
CVS AZ5477POCT SURPRISE		1			1
MEDOR/ACC SYNCHRONY			1	100%	1
CVS GA2279POCT SUWANEE		1			1

COVID-19: testing by laboratory

Data through Feb 28, 2021 verified as of Mar 1, 2021 at 09:25 AM

Data in this report are provisional and subject to change.

The numbers in the table below represent the number of Florida and non-Florida residents for whom test results were received by the Department of Health. A person can be tested by more than one laboratory and can have both positive and negative results. **Therefore, the sum of the numbers in each column will be larger than the total number of people tested.**

Reporting lab	Inconclusive	Negative	Positive	Percent positive	Total
METROWEST MEDICAL CENTER - FRAMINGHAM			1	100%	1
CVS NC2749POCT CONCORD		1			1
MOBILE MEDICAL CLINIC			1	100%	1
GO PATH LABORATORIES			1	100%	1
EVERGREEN NURSING HOME		1			1
COMMUNITY HOSPITALS INDIANAPOLIS			1	100%	1
VALUE DRUGS GREENLAWN INC		1			1
NORTH SHORE MEDICAL CENTER - SALEM HOSPITAL			1	100%	1
REGENTS PARK OF JACKSONVILLE			1	100%	1
FRANKLIN CBOC			1	100%	1
Florence Home		1			1
ACCESS TOTAL CARE - PORTLAND			1	100%	1
Mercy Manor Transition Center			1	100%	1
HYDE PARK MEDICAL CENTER		1			1
COMMUNITY			1	100%	1
SOUTHWEST REGIONAL PCR LABORATORY			1	100%	1
			1	100%	1
Cottage of the Shoals		1			1
Walgreens #3661		1			1
BETHESDA HOSPITAL EAST BLOOD GAS LAB			1	100%	1
WALGREENS #15369		1			1
POMPANO BEACH ARTIFICIAL KIDNEY CENTER			1	100%	1
FELD ENTERTAINMENT			1	100%	1
ADVANCED URGENT CARE PLLC		1			1
Kroger 410 - The Little Clinic Trinity		1			1
Redwood Springs Healthcare			1	100%	1
WINDMOOR HEALTHCARE			1	100%	1
Kroger 667 - The Little Clinic Litchfield Park		1			1
BEAUMONT HOSPITAL, GROSSE POINTE			1	100%	1
Kroger 698 - The Little Clinic 14th Street/Bell		1			1
STONECREST MEDICAL CENTER		1			1
INTERNAL MEDICINE GROUP OF CENTRAL FLORIDA			1	100%	1
BLAKE AT PENSACOLA OPERATION CO, LLC, THE			1	100%	1
NORTH FLORIDA CHILD DEVELOPMENT, INC			1	100%	1
HEALTHPARTNERS HUDSON CLINIC			1	100%	1
REGIONAL MEDICAL LABORATORY			1	100%	1
UABC			1	100%	1
Acts Manor House		1			1
MODERN URGENT CARE			1	100%	1
WEST CARVER MEDICAL ASSOCIATES		1			1
MOSAIC MEDICAL CENTER MARYVILLE			1	100%	1
SKIN WELLNESS PHYSICIANS LLC		1			1
Hawthorne House		1			1
SANTA ROSA PEDIATRICS			1	100%	1
Waddell Nursing & Rehab Center		1			1
CVS AZ69POCT PEORIA		1			1
DSI LABORATORIES-NAPLES-7TH			1	100%	1

COVID-19: testing by laboratory

Data through Feb 28, 2021 verified as of Mar 1, 2021 at 09:25 AM

Data in this report are provisional and subject to change.

The numbers in the table below represent the number of Florida and non-Florida residents for whom test results were received by the Department of Health. A person can be tested by more than one laboratory and can have both positive and negative results. **Therefore, the sum of the numbers in each column will be larger than the total number of people tested.**

Reporting lab	Inconclusive	Negative	Positive	Percent positive	Total
PHYSICIANS PRIMARY CARE LEHIGH PEDS			1	100%	1
QUICKCARE HEALTH, INC			1	100%	1
Longwood Community Living Center		1			1
Brookdale Southside			1	100%	1
BRUCE S WEST MD			1	100%	1
FAU		1			1
BROOKDALE FORT MYERS LAKES PARK			1	100%	1
Schenectady Center for Rehabilitation & Nursing		1			1
MEDEXPRESS URGENT CARE - LAWRENCE		1			1
EASTSIDE MEDICAL CLINIC		1			1
EDGAR PRICE FAMILY & CHILDREN HEALTHCARE CENTER			1	100%	1
COLONIAL VILLA GOOD SAMARITAN CENTER		1			1
Carington Park			1	100%	1
CHILTON MEDICAL CENTER		1			1
EXCEPTIONAL EMERGENCY CENTER			1	100%	1
CORDOVA FAMILY PRACTICE			1	100%	1
CARE STATION MEDICAL GROUP		1			1
MIL LAKE HEALTHCARE CENTER INC PEDIATRICS			1	100%	1
BRONSON METHODIST HOSPITAL			1	100%	1
CORPUS CHRISTI MEDICAL CENTER			1	100%	1
CVS OH398OPOCT KENT		1			1
Kroger 49 - The Little Clinic Wichita - 21st St.			1	100%	1
SOUTHERN WINDS			1	100%	1
LABTEST LLC LABTEST DIAGNOSTICS			1	100%	1
BMC MAYPORT			1	100%	1
AMERICAN DRUG TESTING LAB LLC			1	100%	1
FLORHAM PARK ENDOSCOPY CENTER		1			1
SELF REGIONAL HEALTHCARE			1	100%	1
EILEEN TURBESSI MD PA		1			1
HEALTH FIRST HOME CARE		1			1
COMMONWEALTH OF VIRGINIA DIVISION OF CONSOLIDATED LABORATORY SERVICES			1	100%	1
BLUFFTON HEALTH CENTER			1	100%	1
CVS MA41POCT TAUNTON		1			1
DW MCMILLAN MEMORIAL HOSPITAL LABORATORY			1	100%	1
WAYNE COUNTY PUBLIC HEALTH		1			1
GATEWAY LABORATORIES		1			1
BAPTIST HEALTH EXPRESS CARE			1	100%	1
CVS MA920POCT CLINTON		1			1
CVS NJ2508POCT MANALAPAN		1			1
SANTA MONICA CA-UCLA MC			1	100%	1
FLORIDA CLINICAL LABORATORY INC DBA			1	100%	1
PAMC MICRO LAB			1	100%	1
LABTOX LABORATORIES			1	100%	1
NORTH PALM BEACH DIALYSIS CENTER			1	100%	1
TRUCARE LIVING CENTERS - SELMA			1	100%	1
ST JOHN'S MEDICAL CENTER, TETON VILLAGE			1	100%	1
COUNTRYSIDE PEDIATRIC CARE PA			1	100%	1

COVID-19: testing by laboratory

Data through Feb 28, 2021 verified as of Mar 1, 2021 at 09:25 AM

Data in this report are provisional and subject to change.

The numbers in the table below represent the number of Florida and non-Florida residents for whom test results were received by the Department of Health. A person can be tested by more than one laboratory and can have both positive and negative results. **Therefore, the sum of the numbers in each column will be larger than the total number of people tested.**

Reporting lab	Inconclusive	Negative	Positive	Percent positive	Total
RELIANCE HOME HEALTH CARE INC		1			1
ENCOMPASS HEALTH REHABILITATION HOSPITAL OF MIAMI			1	100%	1
ASCENSION ST VINCENT'S - WESTSIDE			1	100%	1
DEACONESS URGENT CARE CENTER			1	100%	1
LCMC LAB SUBSECTION		1			1
CATHEDRAL GERONTOLOGY CENTER DBA CATHEDRAL CARES			1	100%	1
MERCY - NORTH IOWA			1	100%	1
VETERANS AFFAIRS MEDICAL CENTER - EAST ORANGE			1	100%	1
KID FIXERS		1			1
HEALTH ALLIANCE			1	100%	1
Lutheran Community at Telford		1			1
MT CARMEL NURSING HOME		1			1
BEVERLY ADVANCED PRACTICE NURSING		1			1
PEACHEALTH LABORATORIES		1			1
SOWAL HEALTH & DRUG			1	100%	1
VA SALT LAKE CITY HCS		1			1
PARTNERS IN PRIMARY CARE		1			1
LARKIN COMMUNITY HOSPITAL PALM SPRINGS CAMPUS			1	100%	1
SUTTER GOULD MEDICAL FOUNDATION			1	100%	1
NEW ERA HEALTH CENTER INC		1			1
ELLIS HOSPITAL URGENT CARE CENTER LAB		1			1
Victoria Manor		1			1
LITTLE COMPANY OF MARY HOSPITAL			1	100%	1
DEVANSH LAB WERKS		1			1
PRACTITIONERS IN MOTION			1	100%	1
BRIAN C GRINER MD LLC			1	100%	1
WY RETIREMENT CENTER		1			1
FLAGLER COUNTY BOARD OF COUNTY COMMISSIONERS			1	100%	1
Kroger 682 - The Little Clinic Combs and Gantzel		1			1
KENNEDY BOULEVARD DIALYSIS			1	100%	1
MEDTOWN PHARMACY			1	100%	1
Ideal Senior Living Center		1			1
Aspire Physical Recovery Center at Cahaba River		1			1
CAREFIRST URGENT CARE - BEECHMONT			1	100%	1
WINDSOR MANOR			1	100%	1
PRIMARY CARE GROUP LLC		1			1
PENINSULA REGIONAL MED CTR LAB			1	100%	1
Garden View Care Center at Dougherty Ferry		1			1
FLAGLER MEDICAL ASSOCIATES PA			1	100%	1
UMMC MIDTOWN CAMPUS			1	100%	1
KATHY L ANDERSON DO PA			1	100%	1
Portsmouth Health and Rehab			1	100%	1
BRADENTON DIALYSIS			1	100%	1
KINGWOOD EMERGENCY HOSPITAL			1	100%	1
WELLSTAR COBB HOSPITAL			1	100%	1
Hearthstone Nursing and Rehabilitation Center		1			1
PROVIDENCE ST PETER HOSPITAL		1			1

COVID-19: testing by laboratory

Data through Feb 28, 2021 verified as of Mar 1, 2021 at 09:25 AM

Data in this report are provisional and subject to change.

The numbers in the table below represent the number of Florida and non-Florida residents for whom test results were received by the Department of Health. A person can be tested by more than one laboratory and can have both positive and negative results. **Therefore, the sum of the numbers in each column will be larger than the total number of people tested.**

Reporting lab	Inconclusive	Negative	Positive	Percent positive	Total
LABORATORY SERVICES SGHS - CAMDEN		1			1
Essex Center for Rehabilitation and Healthcare		1			1
Kroger 519 - The Little Clinic Staples Mill Road		1			1
HEART HOSPITAL OF LAFAYETTE: EMERGENCY ROOM			1	100%	1
TAMPA GENERAL MEDICAL GROUP LABORATORY HEALTHPARK			1	100%	1
DE TAR HOSPITAL			1	100%	1
Grand Junction VAMC		1			1
HACKENSACK UNIVERSITY MEDICAL CENTER		1			1
ADVENTHEALTH MEDICAL GROUP COMMUNITY MEDICINE			1	100%	1
SLIDELL MEMORIAL HOSPITAL			1	100%	1
ICARE		1			1
Kroger 541 - The Little Clinic Long Hollow Pike		1			1
NORTHSIDE HOSPITAL DULUTH			1	100%	1
GOSHEN MEDICAL CENTER			1	100%	1
FLORIDA MENTOR HODGES CLUSTER			1	100%	1
FLAGLER CARE CENTER			1	100%	1
WINTER PARK MEMORIAL HOSPITAL LABORATORY		1			1
Brattleboro Crossings LLC dba Pine Heights at Brattleboro		1			1
ALAFAYA WOODS FAMILY MEDICAL CENTER		1			1
MORGAN STANELY HEALTH CENTER		1			1
WALGREEN#12147		1			1
TREASURE COAST PRIMARY CARE		1			1
MEDEXPRESS URGENT CARE - DERBY N ROCK		1			1
BNJ		1			1
FAMILY PRACTICE ASSOCIATES		1			1
Walgreens #9620		1			1
BAM INC		1			1
CLERMONT HEALTH DEPARTMENT			1	100%	1
SIMPLY HEALTHCARE AND WELLNESS CLINIC, PC			1	100%	1
CVS CA9823POCT SACRAMENTO		1			1
WEST FLORIDA HOSPITAL LABORATORY			1	100%	1
WRIGHT PATTERSON AFB MEDICAL CENTER			1	100%	1
FLORIDA DEPARTMENT OF HEALTH IN CITRUS COUNTY		1			1
Regency Square			1	100%	1
MEDSTAR HEALTH URGENT CARE			1	100%	1
OMNI HEALTHCARE URGENT CARE			1	100%	1
OHIO VALLEY MANOR NURSING &		1			1
PENSACOLA PATHOLOGY		1			1
CHILDRENS SPECIALIST PEDIATRIC PULMMOLOGY &			1	100%	1
Senatobia Healthcare & Rehab		1			1
SUMMER PLACE NURSING & REHABILITATION		1			1
MEDCOR INC			1	100%	1
EUGENE T FINAN, MD			1	100%	1
BRITTNEY WHELIHAN IRWIN ARNP LLC			1	100%	1
Virginia Gay Nursing and Rehab		1			1
CONVENIENT MEDICAL AND HEALTH SERVICES			1	100%	1
WMC HEALTH GROUP OF KISSIMMEE LLC			1	100%	1

COVID-19: testing by laboratory

Data through Feb 28, 2021 verified as of Mar 1, 2021 at 09:25 AM

Data in this report are provisional and subject to change.

The numbers in the table below represent the number of Florida and non-Florida residents for whom test results were received by the Department of Health. A person can be tested by more than one laboratory and can have both positive and negative results. **Therefore, the sum of the numbers in each column will be larger than the total number of people tested.**

Reporting lab	Inconclusive	Negative	Positive	Percent positive	Total
MARQUETTE GENERAL HOSPITAL			1	100%	1
CVS AZ3749POCT GOODYEAR		1			1
CHIPLEY DIALYSIS			1	100%	1
RM PHARMACY SERVICES INC		1			1
MORNINGSIDE NURSING AND REHABILITATION		1			1
WATERS EDGE ELEMENTARY SCHOOL			1	100%	1
CVS IL2798POCT CHICAGO			1	100%	1
NORDX			1	100%	1
APS-SUMMIT CARE PHARMACY, LLC DBA OMNICARE		1			1
Long Beach Care Center			1	100%	1
St. Anne Home		1			1
PEDIATRIC ASSOCIATES - MIAMI LAKES		1			1
FRONT PORCH PEDIATRICS PLLC			1	100%	1
BAYFRONT HEAL WOUND CARE AND HYPERBARIC CENTER			1	100%	1
FASTMED URGENT CARE			1	100%	1
SAINT JOSEPH'S HOSPITAL AND MEDICAL CENTER		1			1
ASPIRUS WAUSAU HOSPITAL			1	100%	1
Seal Rock Healthcare		1			1
APPLECARE BRUNSWICK			1	100%	1
IMMY LABS			1	100%	1
HCL LABORATORIES			1	100%	1
BROOKDALE FORT WALTON BEACH			1	100%	1
SONORAN DESERT PATHOLOGY			1	100%	1
CELEBRATION HOSPITAL			1	100%	1
ORDRS, INC.			1	100%	1
Central Park Healthcare & Rehabilitation Center		1			1
PINEVILLE PHARMACY			1	100%	1
Woodstock Nursing and Rehabilitation Center		1			1
FAMILY MEDICINE AT KISSIMMEE		1			1
CVS OH6167POCT ASHLAND		1			1
BATESVILLE - SHERWOOD URGENT CARE			1	100%	1
YOUR HEALTH PEDIATRICS INC			1	100%	1
PHYSICIANS PREMIER			1	100%	1
CENTRAL TX MEDICAL CENTER - LAB			1	100%	1
ONPOINT URGENT CARE			1	100%	1
Country View of Sunbury			1	100%	1
Brynwood Health & Rehabilitation Center			1	100%	1
15 TO KNOW			1	100%	1
CVS IN6555POCT BROWNSBURG		1			1
TANGLEWOOD MANOR		1			1
MINUTECLINIC DIAGNOSTIC OF NH, LLC (CL		1			1
Kroger 086 - The Little Clinic Broomfield-Sheridan		1			1
MAYO MEDICAL LABORATORIES			1	100%	1
CHESAPEAKE REGIONAL MEDICAL CENTER			1	100%	1
ARISTACARE AT MANCHESTER		1			1
Garden Villa Bedford		1			1
CFCH - FROSTPROOF			1	100%	1

COVID-19: testing by laboratory

Data through Feb 28, 2021 verified as of Mar 1, 2021 at 09:25 AM

Data in this report are provisional and subject to change.

The numbers in the table below represent the number of Florida and non-Florida residents for whom test results were received by the Department of Health. A person can be tested by more than one laboratory and can have both positive and negative results. **Therefore, the sum of the numbers in each column will be larger than the total number of people tested.**

Reporting lab	Inconclusive	Negative	Positive	Percent positive	Total
TOXUSALABS DBA CONNECTDX LABS		1			1
Alden North Shore			1	100%	1
Kroger - KR070600172		1			1
MEDEXPRESS URGENT CARE - CONWAY		1			1
SUSAN F. WILLIAMS M.D., P.A.			1	100%	1
ANSWERS RESOURCE FACILITY		1			1
PANCARE HEALTH - NORTHSIDE ELEMENTARY			1	100%	1
TUNIS STREET GROUP HOME		1			1
SEASONS HOSPICE AND PALLIATIVE CARE OF			1	100%	1
MEDEXPRESS URGENT CARE - RUSSELLVILLE, W MAIN ST		1			1
MEMORIAL HOSPITAL OF TAMPA			1	100%	1
CLINICAL TRIALS OF TAMPA LLC		1			1
JACK M MATHENY II MD			1	100%	1
STATE OF ALASKA			1	100%	1
BARRINGTON TERRACE NAPLES			1	100%	1
DAUGHTERS OF SARAH NURSING CENTER		1			1
Towne Manor West		1			1
TRIPLE O MEDICAL SERVICES INC			1	100%	1
LOUNDY		1			1
BRIDGEWATER PARK ASSISTED LIVING LLC			1	100%	1
CVS AZ5026POCT MESA		1			1
Kroger 379 - The Little Clinic Stony Brook		1			1
ALPHA 1 ANTITRYPSIN RESEARCH PROGRAM			1	100%	1
PRINCIPLE DIAGNOSTICS LLC			1	100%	1
DEPARTMENT OF HEALTH SERVICES			1	100%	1
SONNI'S PEDIATRICS			1	100%	1
SUMMIT LABORATORY			1	100%	1
EMERGENCY CARE SERVICES LAB AT JFK MEDICAL CENTER			1	100%	1
ACCESS HEALTH CARE PHYSICIANS, LLC		1			1
PATHLAB SERVICES			1	100%	1
BAYSTATE REFERENCE LABORATORY			1	100%	1
Kroger 524 - The Little Clinic Iron Bridge Road		1			1
ADVENTHEALTH MEDICAL GROUP OBSTETRICS			1	100%	1
LANCASHIRE HALL NURSING AND REHABILITATION CENTER		1			1
Village Green Health & Rehabilitation		1			1
MOSOLF PEDIATRICS PA			1	100%	1
PALM BEACH DIGESTIVE ASSOCIATES			1	100%	1
EDWARD HOSPITAL			1	100%	1
CIMA MEDICAL CENTER			1	100%	1
CVS NC3853POCT BURLINGTON		1			1
Erie VAMC		1			1
HAVASU REGIONAL MEDICAL CENTER			1	100%	1
MEDEXPRESS URGENT CARE - PATRICK STREE			1	100%	1
RESTORE MEDICAL PARTNERS PLLC			1	100%	1
INTEGRATED GENETICS SEQUENOM		1			1
ORLANDO HEALTH MEDICAL GROUP			1	100%	1
MINUTE CLINIC DIAGNOSTIC PA			1	100%	1

COVID-19: testing by laboratory

Data through Feb 28, 2021 verified as of Mar 1, 2021 at 09:25 AM

Data in this report are provisional and subject to change.

The numbers in the table below represent the number of Florida and non-Florida residents for whom test results were received by the Department of Health. A person can be tested by more than one laboratory and can have both positive and negative results. **Therefore, the sum of the numbers in each column will be larger than the total number of people tested.**

Reporting lab	Inconclusive	Negative	Positive	Percent positive	Total
SOLARIS HEALTHCARE PLANT CITY		1			1
TITUSVILLE REHABILITATION AND NURSING CENTER		1			1
LEGACY SPECIALTY PHARMACY CORP			1	100%	1
MOBILE INFIRMARY MEDICAL CENTER			1	100%	1
HALIFAX HEALTH PRIMARY CARE			1	100%	1
CARENOW MIDTOWN			1	100%	1
APOLLOMDX LLC			1	100%	1
THE CENTER FOR DISCOVERY		1			1
INHEALTH LIFE SCIENCES			1	100%	1
PALM WEST INTERNIST PA			1	100%	1
Ash Flat Healthcare and Rehabilitation Center			1	100%	1
WAYCROSS INTRTNAL MEDICINE			1	100%	1
JUPITER MEDICAL CENTER INC			1	100%	1
Vibralfife of El Paso Rehabilitation Center			1	100%	1
Kroger 929 - The Little Clinic Corryville		1			1
ST MARY'S OF SAGINAW		1			1
BERKSHIRE MEDICAL CENTER			1	100%	1
BRUSHY CREEK FAMILY HOSPITAL			1	100%	1
ATRIA TAMARAC			1	100%	1
Mary Anna Nursing Home		1			1
PRIMARY & URGENT CARE CENTERS			1	100%	1
UNITED HEALTHCARE			1	100%	1
FIRST CARE OF GAINESVILLE			1	100%	1
VA ST LOUIS HEALTH CARE SYSTEM			1	100%	1
AFTER HOURS CLINIC			1	100%	1
SIPERSTEIN DERMATOLOGY LLC			1	100%	1
SUNCOAST RESEARCH GROUP LLC			1	100%	1
Princeton Place			1	100%	1
NORTH SHORE HEMATOLOGY-ONCOLOGY ASSOCIATES PC		1			1
Lemont Nursing and Rehab Center			1	100%	1
UF HEALTH THE VILLAGES			1	100%	1
KROGER 785 - THE LITTLE CLINIC DIXIE HWY		1			1
LAB PLUS, LLC AT ASCENSION SAINT THOMA		1			1
LAKE REGIONAL HEALTH			1	100%	1
SKYRIDGE CLINICAL ASSOCIATES		1			1
FLORIDA MEDICAL CLINIC PA GI			1	100%	1
DILELLA			1	100%	1
UT HEALTH RGV CLINICAL LABORATORY			1	100%	1
WAKULLA URGENT CARE & DIAGNOSTIC			1	100%	1
The Carrington		1			1
THEDACARE FAMILY MEDICINE GATEWAY			1	100%	1
GILBERT MEDICAL GROUP			1	100%	1
WEST PALM BEACH PHARMACEUTICALS LLC			1	100%	1
ACCESS FAMILY CARE LLC			1	100%	1
WESLEY MEDICAL CENTER			1	100%	1
WINCHESTER URGENT CARE, PC		1			1
MEDICAL CITY NORTH HILLS			1	100%	1

COVID-19: testing by laboratory

Data through Feb 28, 2021 verified as of Mar 1, 2021 at 09:25 AM

Data in this report are provisional and subject to change.

The numbers in the table below represent the number of Florida and non-Florida residents for whom test results were received by the Department of Health. A person can be tested by more than one laboratory and can have both positive and negative results. **Therefore, the sum of the numbers in each column will be larger than the total number of people tested.**

Reporting lab	Inconclusive	Negative	Positive	Percent positive	Total
PRISMA HEALTH TUOMEY LABORATORY			1	100%	1
PALMETTO PRIMARY CARE PHYSICIANS			1	100%	1
ISLAND NURSING HOME			1	100%	1
NORTH PALM CHIDRENS PHYSICIANS			1	100%	1
ROSE HAVEN NURSING CENTER		1			1
Livingston County Center for Nursing and Rehabilitation		1			1
CVS OK6225POCT EDMOND		1			1
USF PHYSICIANS GROUP			1	100%	1
EASTGENE LABORATORIES		1			1
CARENOW-MONTGOMERY			1	100%	1
Total	90,632	16,528,453	2,458,948	13%	19,078,033