

COVID-19: summary of cases and monitoring

Data through Feb 26, 2021 verified as of Feb 27, 2021 at 09:25 AM

Data in this report are provisional and subject to change.

Cases: people with positive PCR or antigen test result

Total cases	1,903,682
--------------------	------------------

Florida residents	1,868,769
-------------------	-----------

Non-Florida residents	34,913
-----------------------	--------

Type of testing

Florida residents	1,868,769
-------------------	-----------

Positive by BPHL/CDC	68,817
----------------------	--------

Positive by commercial/hospital lab	1,799,952
-------------------------------------	-----------

PCR positive	1,519,444
--------------	-----------

Antigen positive	349,325
------------------	---------

Non-Florida residents	34,913
-----------------------	--------

Positive by BPHL/CDC	862
----------------------	-----

Positive by commercial/hospital lab	34,051
-------------------------------------	--------

PCR positive	24,156
--------------	--------

Antigen positive	10,757
------------------	--------

Characteristics

Florida residents hospitalized	79,242
--------------------------------	--------

Florida resident deaths	30,734
-------------------------	--------

Non-Florida resident deaths	546
-----------------------------	-----

Hospitalized counts include anyone who was hospitalized at some point during their illness. It does not reflect the number of people currently hospitalized.

More information on deaths identified through death certificate data is available on the National Center for Health Statistics website at www.cdc.gov/nchs/nvss/vsrr/COVID19/index.htm.

Cases: people with positive PCR or antigen test result

Risk factors for Florida residents

Traveled	14,852
----------	--------

Contact with a known case	720,308
---------------------------	---------

Traveled and contact with a known case	20,240
--	--------

Neither	1,113,369
---------	-----------

No travel and no contact	217,448
--------------------------	---------

Travel is unknown	649,831
-------------------	---------

Contact is unknown	410,525
--------------------	---------

Contact is pending	422,268
--------------------	---------

Travel can be unknown and contact can be unknown or pending for the same case, these numbers will sum to more than the "neither" total.

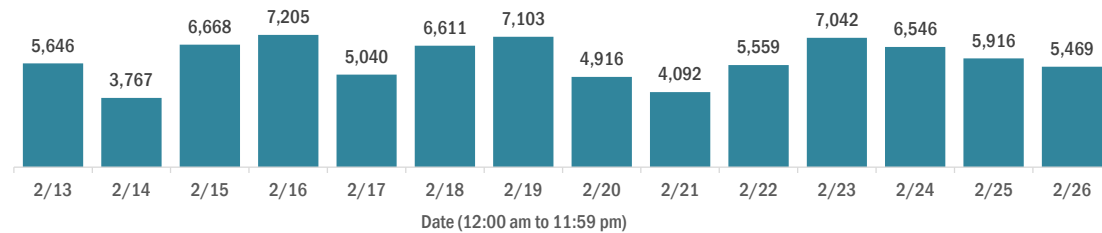
COVID-19: summary of laboratory testing

Data through Feb 26, 2021 verified as of Feb 27, 2021 at 09:25 AM

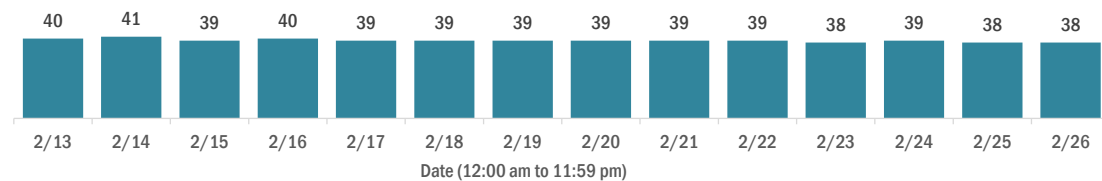
Data in this report are provisional and subject to change.

Cases in Florida residents per day for the past 2 weeks

Number of cases per day



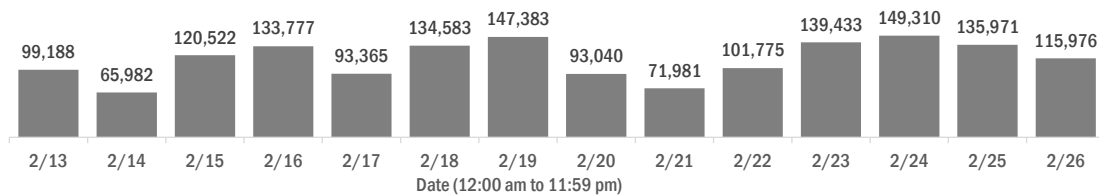
Median age of cases by day



Laboratory testing for Florida residents over the past 2 weeks

Number of Florida residents tested per day

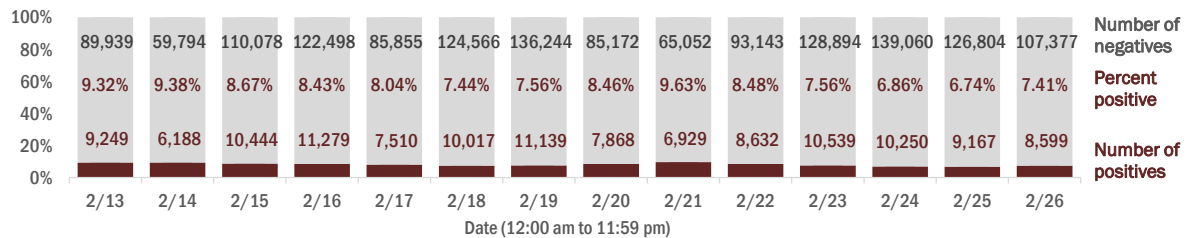
These counts include the number of people for whom the Department received PCR or antigen laboratory results by day. People tested on multiple days will be included for each day a new result was received. A person is only counted once for each day they are tested, regardless of whether multiple specimens are tested or multiple results are received.



Number and percent of Florida residents with positive test results

The percent of positive results ranged from 6.74% to 9.63% over the past 2 weeks and was 7.41% yesterday.

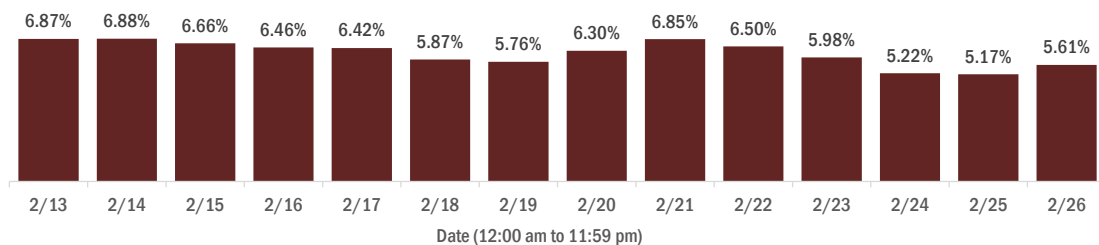
These counts include the number of people for whom the Department received PCR or antigen laboratory results by day. People tested on multiple days will be included for each day a new result was received. A person is only counted once for each day they are tested, regardless of whether multiple specimens are tested or multiple results are received. If a person has a positive specimen and a negative specimen in the same day, only the positive result is counted.



Percent positivity for new cases in Florida residents

The percent of positive results ranged from 5.17% to 6.88% over the past 2 weeks and was 5.61% yesterday.

This percent is the number of people who test PCR- or antigen-positive for the first time divided by all the people tested that day, excluding people who have previously tested positive.



COVID-19: characteristics of 1,868,769 Florida resident cases

Data through Feb 26, 2021 verified as of Feb 27, 2021 at 09:25 AM

Data in this report are provisional and subject to change.

Age group	Cases		Hospitalizations		Deaths	
0-4 years	36,831	2%	519	1%	0	0%
5-14 years	114,501	6%	490	1%	5	0%
15-24 years	287,318	15%	1,964	2%	39	0%
25-34 years	324,910	17%	3,837	5%	157	1%
35-44 years	289,099	15%	5,791	7%	469	2%
45-54 years	284,816	15%	8,947	11%	1,147	4%
55-64 years	246,431	13%	13,385	17%	3,257	11%
65-74 years	155,912	8%	16,562	21%	6,510	21%
75-84 years	86,636	5%	16,525	21%	9,353	30%
85+ years	41,052	2%	11,216	14%	9,797	32%
Unknown	1,263	0%	6	0%	0	0%
Total	1,868,769		79,242		30,734	

Gender	Cases	
Female	976,966	52%
Male	878,016	47%
Unknown	13,787	1%
Total	1,868,769	

Ethnicity	Cases		Hospitalizations		Deaths	
Hispanic	592,793	32%	20,156	25%	7,092	23%
Non-Hispanic	894,705	48%	55,172	70%	21,484	70%
Unknown	381,271	20%	3,914	5%	2,158	7%
Total	1,868,769		79,242		30,734	

Race and ethnicity	Cases		Hospitalizations		Deaths	
White	1,042,824	56%	51,573	65%	22,381	73%
Hispanic	395,351	21%	14,280	18%	5,591	18%
Non-Hispanic	568,902	30%	35,670	45%	15,712	51%
Unknown	78,571	4%	1,623	2%	1,078	4%
Black	246,935	13%	16,491	21%	4,869	16%
Hispanic	14,271	1%	689	1%	197	1%
Non-Hispanic	211,936	11%	15,455	20%	4,493	15%
Unknown	20,728	1%	347	0%	179	1%
Other race	278,357	15%	8,896	11%	2,509	8%
Hispanic	140,386	8%	4,702	6%	1,124	4%
Non-Hispanic	94,963	5%	3,784	5%	1,165	4%
Unknown	43,008	2%	410	1%	220	1%
Unknown race	300,653	16%	2,282	3%	975	3%
Hispanic	42,785	2%	485	1%	180	1%
Non-Hispanic	18,904	1%	263	0%	114	0%
Unknown	238,964	13%	1,534	2%	681	2%
Total	1,868,769		79,242		30,734	

Hospitalization counts include anyone who was hospitalized at some point during their illness. It does not reflect the number of people currently hospitalized. **Other race** includes any person with a race of American Indian/Alaskan native, Asian, native Hawaiian/Pacific Islander, or other.

COVID-19: deaths in Florida residents and staff of long-term care facilities

Data through Feb 26, 2021 verified as of Feb 27, 2021 at 09:25 AM

Data in this report are provisional and subject to change.

For current cases in residents or staff of long-term care facilities, please visit: <https://floridahealthcovid19.gov/>

County	Deaths		County	Deaths		County	Deaths	
Palm Beach	1010	<div></div> 10%	Martin	157	<div></div> 1%	Gilchrist	18	<div></div> 0%
Dade	986	<div></div> 9%	Hernando	148	<div></div> 1%	Calhoun	16	<div></div> 0%
Pinellas	854	<div></div> 8%	Osceola	136	<div></div> 1%	Gulf	16	<div></div> 0%
Broward	622	<div></div> 6%	Charlotte	128	<div></div> 1%	Gadsden	15	<div></div> 0%
Hillsborough	541	<div></div> 5%	Clay	117	<div></div> 1%	Wakulla	15	<div></div> 0%
Polk	410	<div></div> 4%	Indian River	115	<div></div> 1%	Bradford	14	<div></div> 0%
Duval	381	<div></div> 4%	Leon	90	<div></div> 1%	Flagler	14	<div></div> 0%
Sarasota	380	<div></div> 4%	Jackson	87	<div></div> 1%	Washington	14	<div></div> 0%
Brevard	379	<div></div> 4%	Bay	85	<div></div> 1%	Baker	12	<div></div> 0%
Orange	366	<div></div> 3%	St. Johns	85	<div></div> 1%	Holmes	10	<div></div> 0%
Lee	330	<div></div> 3%	Highlands	84	<div></div> 1%	Jefferson	10	<div></div> 0%
Volusia	280	<div></div> 3%	Santa Rosa	78	<div></div> 1%	Franklin	9	<div></div> 0%
Escambia	266	<div></div> 3%	Alachua	66	<div></div> 1%	Lafayette	8	<div></div> 0%
Marion	266	<div></div> 3%	Suwannee	58	<div></div> 1%	Desoto	7	<div></div> 0%
St. Lucie	232	<div></div> 2%	Columbia	47	<div></div> 0%	Levy	7	<div></div> 0%
Pasco	220	<div></div> 2%	Sumter	45	<div></div> 0%	Dixie	4	<div></div> 0%
Seminole	217	<div></div> 2%	Putnam	37	<div></div> 0%	Monroe	4	<div></div> 0%
Lake	215	<div></div> 2%	Nassau	33	<div></div> 0%	Taylor	3	<div></div> 0%
Collier	186	<div></div> 2%	Hendry	29	<div></div> 0%	Hardee	2	<div></div> 0%
Manatee	186	<div></div> 2%	Walton	28	<div></div> 0%	Hamilton	1	<div></div> 0%
Citrus	175	<div></div> 2%	Okeechobee	24	<div></div> 0%	Liberty	1	<div></div> 0%
Okaloosa	161	<div></div> 2%	Madison	19	<div></div> 0%	Total	10,559	

Note: cases are summarized by the county of usual residence. Residents and staff may be cases associated with facilities that are not in their county of usual residence, resulting in cases being included below for counties that do not have facilities with known cases.

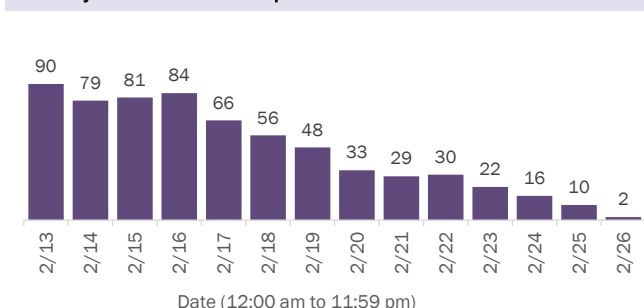
COVID-19: cases in Florida residents who have died

Data through Feb 26, 2021 verified as of Feb 27, 2021 at 09:25 AM

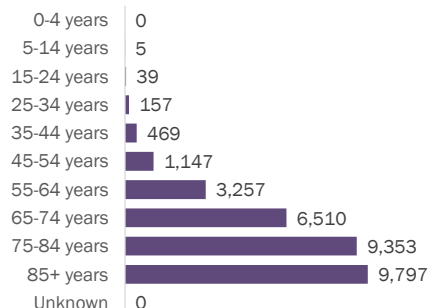
Data in this report are provisional and subject to change.

Demographics for all identified COVID-19 deaths: 30,734

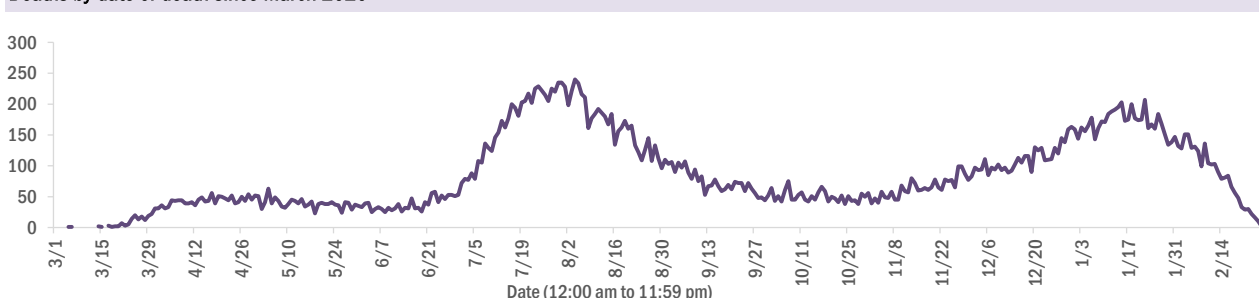
Deaths by date of death for the past 2 weeks



Deaths by age group



Deaths by date of death since March 2020



Age group	Deaths	Cases	Case fatality rate	Mortality rate per 100,000 population
0-4 years	0	36,831	0.0%	0.0
5-14 years	5	114,501	0.0%	0.2
15-24 years	39	287,318	0.0%	1.6
25-34 years	157	324,910	0.0%	5.5
35-44 years	469	289,099	0.2%	18.0
45-54 years	1,147	284,816	0.4%	41.2
55-64 years	3,257	246,431	1.3%	112.6
65-74 years	6,510	155,912	4.2%	268.3
75-84 years	9,353	86,636	10.8%	666.1
85+ years	9,797	41,052	23.9%	1696.4
Unknown	0	1,263	0.0%	
Total	30,734	1,868,769	1.6%	142.3

Race	Deaths	Cases	Case fatality rate	Mortality rate per 100,000 population
Black	4,869	246,935	2.0%	133.1
White	22,381	1,042,824	2.1%	134.0
Other	2,509	278,357	0.9%	201.6
Unknown	975	300,653	0.3%	
Total	30,734	1,868,769	1.6%	142.3

Gender	Deaths	Cases	Case fatality rate	Mortality rate per 100,000 population
Male	17,185	878,016	2.0%	162.8
Female	13,549	976,966	1.4%	122.7
Unknown	0	13,787	0.0%	
Total	30,734	1,868,769	1.6%	142.3

Ethnicity	Deaths	Cases	Case fatality rate	Mortality rate per 100,000 population
Hispanic	7,092	592,793	1.2%	124.9
Non-Hispanic	21,484	894,705	2.4%	134.9
Unknown	2,158	381,271	0.6%	
Total	30,734	1,868,769	1.6%	142.3

COVID-19: characteristics of 1,868,769 cases

Data through Feb 26, 2021 verified as of Feb 27, 2021 at 09:25 AM

Data in this report are provisional and subject to change.

Tables below include cases in Florida residents and non-Florida residents.

All 67 Florida counties have cases:

County	FL resident cases		Non-FL resident cases	Total cases	FL resident deaths	FL death rate
Dade	404,196	<div><div></div></div> 22%	5,020	409,216	5,422	1.3%
Broward	192,003	<div><div></div></div> 10%	2,233	194,236	2,374	1.2%
Palm Beach	118,297	<div><div></div></div> 6%	2,025	120,322	2,455	2.1%
Orange	112,470	<div><div></div></div> 6%	1,540	114,010	1,091	1.0%
Hillsborough	110,210	<div><div></div></div> 6%	931	111,141	1,498	1.4%
Duval	87,133	<div><div></div></div> 5%	1,445	88,578	1,140	1.3%
Pinellas	64,782	<div><div></div></div> 3%	1,630	66,412	1,440	2.2%
Lee	55,696	<div><div></div></div> 3%	1,922	57,618	872	1.6%
Polk	56,552	<div><div></div></div> 3%	402	56,954	1,139	2.0%
Osceola	36,110	<div><div></div></div> 2%	603	36,713	441	1.2%
Volusia	33,889	<div><div></div></div> 2%	565	34,454	654	1.9%
Brevard	33,292	<div><div></div></div> 2%	593	33,885	741	2.2%
Escambia	30,149	<div><div></div></div> 2%	3,480	33,629	629	2.1%
Pasco	32,967	<div><div></div></div> 2%	298	33,265	647	2.0%
Manatee	31,146	<div><div></div></div> 2%	658	31,804	592	1.9%
Collier	29,144	<div><div></div></div> 2%	1,080	30,224	459	1.6%
Leon	28,260	<div><div></div></div> 2%	846	29,106	279	1.0%
Marion	27,455	<div><div></div></div> 1%	117	27,572	784	2.9%
Seminole	26,962	<div><div></div></div> 1%	207	27,169	423	1.6%
Sarasota	25,698	<div><div></div></div> 1%	1,241	26,939	742	2.9%
Lake	24,180	<div><div></div></div> 1%	358	24,538	555	2.3%
Alachua	22,073	<div><div></div></div> 1%	246	22,319	228	1.0%
St. Lucie	21,931	<div><div></div></div> 1%	146	22,077	547	2.5%
St. Johns	19,773	<div><div></div></div> 1%	275	20,048	195	1.0%
Okaloosa	18,617	<div><div></div></div> 1%	194	18,811	327	1.8%
Bay	17,941	<div><div></div></div> 1%	706	18,647	343	1.9%
Santa Rosa	16,845	<div><div></div></div> 1%	213	17,058	262	1.6%
Clay	16,654	<div><div></div></div> 1%	41	16,695	304	1.8%
Hernando	11,169	<div><div></div></div> 1%	88	11,257	399	3.6%
Indian River	10,916	<div><div></div></div> 1%	93	11,009	261	2.4%
Charlotte	10,499	<div><div></div></div> 1%	163	10,662	359	3.4%
Martin	10,373	<div><div></div></div> 1%	190	10,563	284	2.7%
Citrus	9,663	<div><div></div></div> 1%	76	9,739	397	4.1%
Sumter	7,906	<div><div></div></div> 0%	84	7,990	238	3.0%
Nassau	7,282	<div><div></div></div> 0%	424	7,706	112	1.5%

County	FL resident cases		Non-FL resident cases	Total cases	FL resident deaths	FL death rate
Columbia	7,632	<div><div></div></div> 0%	37	7,669	155	2.0%
Highlands	7,146	<div><div></div></div> 0%	72	7,218	303	4.2%
Walton	6,295	<div><div></div></div> 0%	733	7,028	81	1.3%
Flagler	5,853	<div><div></div></div> 0%	73	5,926	89	1.5%
Jackson	5,845	<div><div></div></div> 0%	63	5,908	150	2.6%
Putnam	5,815	<div><div></div></div> 0%	19	5,834	126	2.2%
Monroe	5,505	<div><div></div></div> 0%	317	5,822	46	0.8%
Gadsden	5,413	<div><div></div></div> 0%	16	5,429	83	1.5%
Suwannee	5,082	<div><div></div></div> 0%	27	5,109	131	2.6%
Hendry	4,287	<div><div></div></div> 0%	18	4,305	73	1.7%
Desoto	3,768	<div><div></div></div> 0%	17	3,785	74	2.0%
Okeechobee	3,515	<div><div></div></div> 0%	39	3,554	75	2.1%
Unknown	368	<div><div></div></div> 0%	3,096	3,464	0	0.0%
Baker	3,278	<div><div></div></div> 0%	15	3,293	55	1.7%
Wakulla	3,146	<div><div></div></div> 0%	12	3,158	51	1.6%
Levy	2,859	<div><div></div></div> 0%	9	2,868	35	1.2%
Bradford	2,835	<div><div></div></div> 0%	13	2,848	52	1.8%
Hardee	2,776	<div><div></div></div> 0%	13	2,789	29	1.0%
Taylor	2,630	<div><div></div></div> 0%	6	2,636	42	1.6%
Washington	2,599	<div><div></div></div> 0%	20	2,619	47	1.8%
Holmes	2,147	<div><div></div></div> 0%	31	2,178	44	2.0%
Madison	1,962	<div><div></div></div> 0%	26	1,988	42	2.1%
Gulf	1,844	<div><div></div></div> 0%	23	1,867	41	2.2%
Union	1,740	<div><div></div></div> 0%	1	1,741	70	4.0%
Calhoun	1,605	<div><div></div></div> 0%	3	1,608	40	2.5%
Lafayette	1,590	<div><div></div></div> 0%	0	1,590	24	1.5%
Hamilton	1,549	<div><div></div></div> 0%	18	1,567	21	1.4%
Dixie	1,488	<div><div></div></div> 0%	3	1,491	19	1.3%
Jefferson	1,381	<div><div></div></div> 0%	22	1,403	24	1.7%
Gilchrist	1,396	<div><div></div></div> 0%	4	1,400	33	2.4%
Franklin	1,248	<div><div></div></div> 0%	31	1,279	16	1.3%
Liberty	1,039	<div><div></div></div> 0%	1	1,040	15	1.4%
Glades	900	<div><div></div></div> 0%	2	902	15	1.7%
Total	1,868,769		34,913	1,903,682	30,734	1.6%

COVID-19: characteristics of 1,868,769 Florida resident cases

Data through Feb 26, 2021 verified as of Feb 27, 2021 at 09:25 AM

Data in this report are provisional and subject to change.

The table below includes the cities and counties of residence for cases in Florida residents based on the patient's ZIP Code. Note that city is not always received as part of the initial notification and may be missing while the case is being investigated.

City and county	Cases
Miami, Dade	234,145
Orlando, Orange	83,278
Jacksonville, Duval	81,892
Tampa, Hillsborough	64,477
Hialeah, Dade	57,214
Fort Lauderdale, Broward	41,390
Hollywood, Broward	36,830
West Palm Beach, Palm Beach	29,019
Kissimmee, Osceola	27,903
Tallahassee, Leon	27,272
Pensacola, Escambia	25,056
Naples, Collier	24,597
Homestead, Dade	24,438
Saint Petersburg, Pinellas	23,815
Fort Myers, Lee	21,908
Bradenton, Manatee	20,291
Ocala, Marion	20,263
Boca Raton, Palm Beach	19,856
Lakeland, Polk	19,715
Pompano Beach, Broward	18,646
Gainesville, Alachua	17,568
Sarasota, Sarasota	15,860
Port Saint Lucie, St. Lucie	14,455
Lake Worth, Palm Beach	14,408
Cape Coral, Lee	14,088
Clearwater, Pinellas	12,757
Miami Beach, Dade	12,634
Miramar, Broward	12,533
Boynton Beach, Palm Beach	11,458
Panama City, Bay	11,408
Doral, Dade	11,042
Coral Springs, Broward	10,952
Miami Gardens, Dade	10,672
Saint Augustine, St. Johns	10,624
Melbourne, Brevard	9,726
Winter Haven, Polk	9,532
Delray Beach, Palm Beach	8,921
Lehigh Acres, Lee	8,725
Vero Beach, Indian River	8,394
Riverview, Hillsborough	8,387
Davie, Broward	8,323
Milton, Santa Rosa	8,157
Palm Bay, Brevard	7,657
New Port Richey, Pasco	7,621
Sunrise, Broward	7,521
Fort Pierce, St. Lucie	7,323
Coral Gables, Dade	7,176
Saint Cloud, Osceola	7,111
Largo, Pinellas	7,091
Daytona Beach, Volusia	6,971
Lake City, Columbia	6,957
Apopka, Orange	6,859
Orange Park, Clay	6,808
Spring Hill, Hernando	6,664
Plantation, Broward	6,525
Clermont, Lake	6,425
North Miami Beach, Dade	6,405
Davenport, Polk	6,392

COVID-19: characteristics of 1,868,769 Florida resident cases

Data through Feb 26, 2021 verified as of Feb 27, 2021 at 09:25 AM

Data in this report are provisional and subject to change.

The table below includes the cities and counties of residence for cases in Florida residents based on the patient's ZIP Code. Note that city is not always received as part of the initial notification and may be missing while the case is being investigated.

City and county	Cases
Brandon, Hillsborough	6,290
Jupiter, Palm Beach	6,042
Weston, Broward	5,995
Plant City, Hillsborough	5,966
Sanford, Seminole	5,958
Deltona, Volusia	5,865
Deerfield Beach, Broward	5,578
Winter Garden, Orange	5,507
Fort Walton Beach, Okaloosa	5,181
Tamarac, Broward	5,166
Port Charlotte, Charlotte	5,161
Crestview, Okaloosa	4,962
Palm Coast, Flagler	4,931
Stuart, Martin	4,928
Wesley Chapel, Pasco	4,810
Coconut Creek, Broward	4,689
Palm Beach Gardens, Palm Beach	4,683
Land O Lakes, Pasco	4,675
Margate, Broward	4,599
Palmetto, Manatee	4,562
Deland, Volusia	4,556
Winter Park, Orange	4,529
Palm Harbor, Pinellas	4,516
Wellington, Palm Beach	4,430
Oviedo, Seminole	4,421
Miami Lakes, Dade	4,305
Opa Locka, Dade	4,173
Altamonte Springs, Seminole	4,129
Middleburg, Clay	4,055
Lutz, Hillsborough	4,002
Port Orange, Volusia	3,992
Haines City, Polk	3,984
Live Oak, Suwannee	3,962
Brooksville, Hernando	3,909
Venice, Sarasota	3,883
North Port, Sarasota	3,861
Valrico, Hillsborough	3,842
Punta Gorda, Charlotte	3,827
Sebring, Highlands	3,827
Ocoee, Orange	3,816
Leesburg, Lake	3,806
The Villages, Sumter	3,790
Hallandale, Broward	3,779
Saint Johns, St. Johns	3,692
Arcadia, Desoto	3,664
Pembroke Pines, Broward	3,652
Bonita Springs, Lee	3,549
Ormond Beach, Volusia	3,541
Seminole, Pinellas	3,522
Okeechobee, Okeechobee	3,504
Navarre, Santa Rosa	3,492
Zephyrhills, Pasco	3,470
Windermere, Orange	3,270
Pinellas Park, Pinellas	3,270
Immokalee, Collier	3,254
Longwood, Seminole	3,232
North Lauderdale, Broward	3,194
Gulf Breeze, Santa Rosa	3,185
Ruskin, Hillsborough	3,129

COVID-19: characteristics of 1,868,769 Florida resident cases

Data through Feb 26, 2021 verified as of Feb 27, 2021 at 09:25 AM

Data in this report are provisional and subject to change.

The table below includes the cities and counties of residence for cases in Florida residents based on the patient's ZIP Code. Note that city is not always received as part of the initial notification and may be missing while the case is being investigated.

City and county	Cases
North Miami, Dade	3,114
Cocoa, Brevard	3,096
Niceville, Okaloosa	3,091
Cantonment, Escambia	3,036
Panama City Beach, Bay	2,915
Quincy, Gadsden	2,879
Jacksonville Beach, Duval	2,875
Lake Worth Beach, Palm Beach	2,858
Crawfordville, Wakulla	2,824
Key West, Monroe	2,823
Casselberry, Seminole	2,752
Cutler Ridge, Dade	2,752
Hudson, Pasco	2,715
Bartow, Polk	2,698
Dade City, Pasco	2,698
Palatka, Putnam	2,691
Port Richey, Pasco	2,690
Fernandina Beach, Nassau	2,644
North Fort Myers, Lee	2,607
Green Cove Springs, Clay	2,600
Oakland Park, Broward	2,588
Titusville, Brevard	2,577
Lake Mary, Seminole	2,519
Winter Springs, Seminole	2,501
Kissimmee, Polk	2,497
Auburndale, Polk	2,491
Ponte Vedra Beach, St. Johns	2,473
Perry, Taylor	2,471
Aventura, Dade	2,421
Merritt Island, Brevard	2,402
Lake Wales, Polk	2,400
Lynn Haven, Bay	2,392
New Smyrna Beach, Volusia	2,364
Tarpon Springs, Pinellas	2,347
Marianna, Jackson	2,341
Inverness, Citrus	2,308
Clewiston, Hendry	2,262
Belle Glade, Palm Beach	2,251
Fleming Island, Clay	2,214
Eustis, Lake	2,179
Santa Rosa Beach, Walton	2,165
Parkland, Broward	2,146
Royal Palm Beach, Palm Beach	2,140
Wimauma, Hillsborough	2,128
Dunedin, Pinellas	2,123
Cooper City, Broward	2,118
Estero, Lee	2,098
Loxahatchee, Palm Beach	2,063
Defuniak Springs, Walton	2,026
Chipley, Washington	2,021
Holiday, Pasco	2,014
Rockledge, Brevard	1,938
Sarasota, Manatee	1,924
Key Biscayne, Dade	1,917
Destin, Okaloosa	1,910
Starke, Bradford	1,908
Labelle, Hendry	1,900
Parrish, Manatee	1,892
Mount Dora, Lake	1,856

COVID-19: characteristics of 1,868,769 Florida resident cases

Data through Feb 26, 2021 verified as of Feb 27, 2021 at 09:25 AM

Data in this report are provisional and subject to change.

The table below includes the cities and counties of residence for cases in Florida residents based on the patient's ZIP Code. Note that city is not always received as part of the initial notification and may be missing while the case is being investigated.

City and county	Cases
Avon Park, Highlands	1,846
Palm City, Martin	1,842
Odessa, Hillsborough	1,841
Mulberry, Polk	1,819
Riviera Beach, Palm Beach	1,793
Tavares, Lake	1,790
Seffner, Hillsborough	1,741
Summerfield, Marion	1,736
Yulee, Nassau	1,725
Groveland, Lake	1,650
Wauchula, Hardee	1,617
Pinecrest, Dade	1,611
Maccleddy, Baker	1,603
Maitland, Orange	1,578
Mayo, Lafayette	1,562
Lithia, Hillsborough	1,556
Bonifay, Holmes	1,544
Sebastian, Indian River	1,540
Coconut Grove, Dade	1,535
Callahan, Nassau	1,535
Orange City, Volusia	1,528
Carol City, Dade	1,508
Ponte Vedra, St. Johns	1,496
Missing, Dade	1,480
Crossings, Dade	1,475
Homosassa, Citrus	1,469
Lady Lake, Lake	1,462
Palmetto Bay, Dade	1,456
Crystal River, Citrus	1,453
Dania, Broward	1,383
Pace, Santa Rosa	1,355
Lake Butler, Union	1,348
Lake Placid, Highlands	1,348
Gibson, Hillsborough	1,312
Madison, Madison	1,307
Sun City Center, Hillsborough	1,293
Oldsmar, Pinellas	1,292
Atlantic Beach, Duval	1,290
Florida City, Dade	1,287
Dover, Hillsborough	1,283
Monticello, Jefferson	1,265
Biscayne Park, Dade	1,264
Hobe Sound, Martin	1,262
Dunnellon, Marion	1,250
Edgewater, Volusia	1,228
Apollo Beach, Hillsborough	1,224
Palm Springs, Palm Beach	1,222
Indiantown, Martin	1,217
Alachua, Alachua	1,217
Graceville, Jackson	1,210
DeBary, Volusia	1,187
Bellevue, Marion	1,184
North Palm Beach, Palm Beach	1,143
Century, Escambia	1,142
Lantana, Palm Beach	1,122
Newberry, Alachua	1,105
South Miami, Dade	1,101
Lecanto, Citrus	1,075
Havana, Gadsden	1,067

COVID-19: characteristics of 1,868,769 Florida resident cases

Data through Feb 26, 2021 verified as of Feb 27, 2021 at 09:25 AM

Data in this report are provisional and subject to change.

The table below includes the cities and counties of residence for cases in Florida residents based on the patient's ZIP Code. Note that city is not always received as part of the initial notification and may be missing while the case is being investigated.

City and county	Cases
Hilliard, Nassau	1,048
El Portal, Dade	1,048
Williston, Levy	1,039
Safety Harbor, Pinellas	1,036
Ellenton, Manatee	1,031
Beverly Hills, Citrus	1,028
Blountstown, Calhoun	1,021
Jasper, Hamilton	1,017
Jensen Beach, Martin	1,013
Freeport, Walton	1,006
Satellite Beach, Brevard	980
Lauderhill, Broward	963
Trenton, Gilchrist	954
Wewahitchka, Gulf	954
Sanderson, Baker	938
Wildwood, Sumter	935
Keystone Heights, Clay	924
Hernando, Citrus	907
Wilton Manors, Broward	906
Everglades National Park, Dade	900
Nokomis, Sarasota	899
Mary Esther, Okaloosa	893
Englewood, Charlotte	885
Fellsmere, Indian River	882
Frostproof, Polk	881
Key Largo, Monroe	860
Fisher Island, Dade	860
Polk City, Polk	859
Port Saint Joe, Gulf	858
Dunnellon, Citrus	851
Bushnell, Sumter	849
Moore Haven, Glades	842
Shalimar, Okaloosa	839
Medley, Dade	834
Coleman, Sumter	828
Lauderdale Lakes, Broward	822
Bristol, Liberty	805
Cross City, Dixie	797
Pahokee, Palm Beach	790
South Bay, Palm Beach	777
Marco Island, Collier	754
Fort Meade, Polk	743
Cocoa Beach, Brevard	743
Glen Saint Mary, Baker	732
High Springs, Alachua	728
Chiefland, Levy	727
Chattahoochee, Gadsden	720
Sorrento, Lake	708
Minneola, Lake	705
Englewood, Sarasota	705
Uleta, Dade	703
Olympia Heights, Dade	703
Indialantic, Brevard	700
Trinity, Pasco	695
Thonotosassa, Hillsborough	690
Crescent City, Putnam	689
Spring Hill, Pasco	687
Miramar Beach, Walton	684
Interlachen, Putnam	683

COVID-19: characteristics of 1,868,769 Florida resident cases

Data through Feb 26, 2021 verified as of Feb 27, 2021 at 09:25 AM

Data in this report are provisional and subject to change.

The table below includes the cities and counties of residence for cases in Florida residents based on the patient's ZIP Code. Note that city is not always received as part of the initial notification and may be missing while the case is being investigated.

City and county	Cases
Coral, Dade	678
Fruitland Park, Lake	669
Lawtey, Bradford	656
Bowling Green, Hardee	650
Marathon, Monroe	645
Southwest Ranches, Broward	645
Fort Myers Beach, Lee	641
Old Town, Dixie	636
Jacksonville, St. Johns	636
Umatilla, Lake	626
Lake Alfred, Polk	624
Fort White, Columbia	618
Neptune Beach, Duval	607
West Melbourne, Brevard	601
Silver Springs, Marion	571
Baker, Okaloosa	570
Bronson, Levy	549
Sneads, Jackson	545
Clearwater Beach, Pinellas	540
Belle Isle, Orange	538
South Daytona, Volusia	536
Palm Beach, Palm Beach	535
Weeki Wachee, Hernando	532
Jay, Santa Rosa	525
Gulfport, Pinellas	523
Carrabelle, Franklin	521
Bunnell, Flagler	493
Surfside, Dade	490
Mascotte, Lake	489
Hawthorne, Alachua	485
Sweetwater, Dade	485
Molino, Escambia	475
Cottdale, Jackson	474
Citra, Marion	465
Midway, Gadsden	457
Oakland, Orange	456
Rotunda West, Charlotte	455
Zolfo Springs, Hardee	455
Oxford, Sumter	453
Florida State University, Leon	449
East Palatka, Putnam	446
Youngstown, Bay	436
Melbourne Beach, Brevard	435
Myakka City, Manatee	433
Cape Canaveral, Brevard	431
Ocklawaha, Marion	428
Mims, Brevard	424
Tavernier, Monroe	417
Altha, Calhoun	417
Branford, Suwannee	412
Dundee, Polk	409
Indian Harbour Beach, Brevard	409
Apalachicola, Franklin	408
Bell, Gilchrist	405
Alva, Lee	404
Celebration, Osceola	403
Flagler Beach, Flagler	401
Centerville, Leon	395
Bal Harbour, Dade	386

COVID-19: characteristics of 1,868,769 Florida resident cases

Data through Feb 26, 2021 verified as of Feb 27, 2021 at 09:25 AM

Data in this report are provisional and subject to change.

The table below includes the cities and counties of residence for cases in Florida residents based on the patient's ZIP Code. Note that city is not always received as part of the initial notification and may be missing while the case is being investigated.

City and county	Cases
Archer, Alachua	374
Haverhill, Palm Beach	372
De Leon Springs, Volusia	364
Hastings, St. Johns	362
Eagle Lake, Polk	359
Raiford, Union	359
Webster, Sumter	355
Osprey, Sarasota	345
Floral City, Citrus	344
Grand Ridge, Jackson	342
West Miami, Dade	338
Tequesta, Palm Beach	330
Lake Park, Palm Beach	329
Greenville, Madison	324
Holly Hill, Volusia	324
Vernon, Washington	316
Ave Maria, Collier	315
Pierson, Volusia	313
Jennings, Hamilton	312
Grand Island, Lake	311
Malone, Jackson	310
Chuluota, Seminole	307
Montverde, Lake	306
Satsuma, Putnam	303
Eastpoint, Franklin	301
Gotha, Orange	293
Indian Rocks Beach, Pinellas	292
Laurel Hill, Okaloosa	290
Melrose, Putnam	288
Westville, Holmes	288
Bryceville, Nassau	284
Sebastian, Brevard	284
Elkton, St. Johns	283
Lehigh, Lee	283
Reddick, Marion	280
Alafaya, Orange	279
Kenneth City, Pinellas	279
Valparaiso, Okaloosa	276
Fort McCoy, Marion	275
Malabar, Brevard	270
Greenwood, Jackson	267
O Brien, Suwannee	266
Anthony, Marion	263
San Antonio, Pasco	261
Winter Park, Seminole	260
Ponce De Leon, Holmes	259
Lake Panasoffkee, Sumter	255
Belleair, Pinellas	251
Geneva, Seminole	245
Greenacres, Palm Beach	243
Morrison, Levy	242
Missing, Volusia	242
Inlet Beach, Walton	237
South Pasadena, Pinellas	235
Missing, Orange	235
Edgewood, Orange	230
Sanibel, Lee	229
Lee, Madison	226
Southport, Bay	226

COVID-19: characteristics of 1,868,769 Florida resident cases

Data through Feb 26, 2021 verified as of Feb 27, 2021 at 09:25 AM

Data in this report are provisional and subject to change.

The table below includes the cities and counties of residence for cases in Florida residents based on the patient's ZIP Code. Note that city is not always received as part of the initial notification and may be missing while the case is being investigated.

City and county	Cases
Fountain, Bay	225
Gretna, Gadsden	220
White Springs, Hamilton	219
Fern Park, Seminole	219
Hosford, Liberty	219
Eglin Air Force Base, Okaloosa	219
Weirsdale, Marion	217
Kindred, Osceola	217
Hallandale Beach, Broward	210
Longboat Key, Manatee	209
Wellborn, Suwannee	207
University Of Central Fl, Orange	204
Mcdavid, Escambia	199
Bay Harbor Islands, Dade	196
Holt, Okaloosa	193
Saint James City, Lee	192
Lakewood Ranch, Manatee	190
Astatula, Lake	189
Juno Beach, Palm Beach	187
Mcalpin, Suwannee	186
Islamorada, Monroe	186
Holmes Beach, Manatee	183
Azalea Park, Orange	182
Sopchoppy, Wakulla	182
Howey-In-The-Hills, Lake	181
The Villages, Marion	179
Altoona, Lake	179
Micanopy, Alachua	178
Alford, Jackson	177
Poinciana, Polk	177
Babson Park, Polk	175
Zellwood, Orange	173
Atlantis, Palm Beach	171
Madeira Beach, Pinellas	171
Lauderdale By The Sea, Broward	167
The Villages, Lake	166
Mangonia Park, Palm Beach	160
Caryville, Washington	159
Lake Helen, Volusia	158
Center Hill, Sumter	157
University Of Miami, Dade	156
Summerland Key, Monroe	155
Odessa, Pasco	152
Viera, Brevard	152
Bokeelia, Lee	149
Rocky Point, Hillsborough	147
Pomona Park, Putnam	147
Lockhart, Orange	146
Golden Beach, Dade	146
Osteen, Volusia	144
University Of Fl, Alachua	143
Oak Hill, Volusia	142
Bay Lake, Orange	141
Hiawassee, Orange	139
Hypoluxo, Palm Beach	138
Clair-Mel City, Hillsborough	138
Ponce Inlet, Volusia	137
Citrus Springs, Citrus	136
Grant-Valkaria, Brevard	136

COVID-19: characteristics of 1,868,769 Florida resident cases

Data through Feb 26, 2021 verified as of Feb 27, 2021 at 09:25 AM

Data in this report are provisional and subject to change.

The table below includes the cities and counties of residence for cases in Florida residents based on the patient's ZIP Code. Note that city is not always received as part of the initial notification and may be missing while the case is being investigated.

City and county	Cases
Hollister, Putnam	133
Cutler Bay, Dade	130
Baldwin, Duval	128
Carrollwood, Hillsborough	128
Lutz, Pasco	127
Sumterville, Sumter	126
Lady Lake, Sumter	125
Hampton, Bradford	125
San Mateo, Putnam	122
Apopka, Seminole	122
Clarksville, Calhoun	119
Inglis, Levy	119
Christmas, Orange	118
Matlacha, Lee	118
Cloud Lake, Palm Beach	118
Steinhatchee, Taylor	118
Lake Hamilton, Polk	116
Paisley, Lake	115
Big Pine Key, Monroe	114
Kendall, Dade	113
Placida, Charlotte	112
Missing, Lee	107
University Of Central Florida, Orange	107
Buena Ventura Lakes, Osceola	105
Belleair Beach, Pinellas	104
Panacea, Wakulla	102
Callaway, Bay	102
Dinsmore, Duval	101
Brooker, Bradford	101
Lamont, Jefferson	100
Temple Terrace, Hillsborough	100
Tierra Verde, Pinellas	99
Seville, Volusia	99
Hurlburt Field, Okaloosa	98
Astor, Lake	98
South Fort Myers, Lee	97
Canal Point, Palm Beach	95
West Park, Broward	95
Harmony, Osceola	94
Florahome, Putnam	93
Lighthouse Point, Broward	91
Bascom, Jackson	91
Barry University, Dade	91
Waldo, Alachua	91
Missing, St. Johns	89
Barefoot Bay, Brevard	88
Florida Gulf Coast Univ, Lee	88
Cedar Key, Levy	87
University Of South Florida, Hillsborough	86
Bradenton Beach, Manatee	86
Pinetta, Madison	86
Fruit Cove, St. Johns	86
Tyndall Air Force Base, Bay	85
Maitland, Seminole	85
Dania Beach, Broward	85
Saint Leo, Pasco	85
Lorida, Highlands	82
Missing, Marion	82
Crystal Beach, Pinellas	81

COVID-19: characteristics of 1,868,769 Florida resident cases

Data through Feb 26, 2021 verified as of Feb 27, 2021 at 09:25 AM

Data in this report are provisional and subject to change.

The table below includes the cities and counties of residence for cases in Florida residents based on the patient's ZIP Code. Note that city is not always received as part of the initial notification and may be missing while the case is being investigated.

City and county	Cases
F M, Lee	79
Kathleen, Polk	78
Sunny Isles Beach, Dade	76
City Of Sunrise, Broward	76
Palma Ceia, Hillsborough	74
Ocean Ridge, Palm Beach	74
Welaka, Putnam	74
Missing, St. Lucie	73
Fort Denaud, Hendry	73
Patrick Air Force Base, Brevard	72
Avon Park, Polk	72
Eatonville, Orange	71
Campbellton, Jackson	70
Saint Pete Beach, Pinellas	69
Air Mail Facility, Dade	69
Ochopee, Collier	69
Yalaha, Lake	67
Greensboro, Gadsden	65
Boca Grande, Lee	64
North Venice, Sarasota	64
Princeton, Dade	63
Stock Island, Monroe	63
Reunion, Osceola	60
Anna Maria, Manatee	59
Bonita Beach, Lee	59
Destin, Walton	58
Georgetown, Putnam	58
Orlando, Seminole	57
Cudjoe Key, Monroe	57
Bellview, Escambia	56
Mexico Beach, Bay	56
Missing, Pinellas	56
North Redington Beach, Pinellas	56
Micco, Brevard	53
Missing, Santa Rosa	53
Lake Suzy, Desoto	53
Heathrow, Seminole	52
Ona, Hardee	52
Miami, Unknown	52
Treasure Island, Pinellas	51
Walnut Hill, Escambia	51
Orlando, Dade	51
Missing, Pasco	51
Northdale, Hillsborough	50
Missing, Lake	49
Miami Springs, Dade	49
Felda, Hendry	49
Singer Island, Palm Beach	49
Missing, Duval	48
Okahumpka, Lake	48
Aloma, Orange	48
Salt Springs, Marion	47
Miromar Lakes, Lee	47
Cinco Bayou, Okaloosa	47
Town N Country, Hillsborough	47
Palm Beach Shores, Palm Beach	47
Duette, Manatee	45
Highland City, Polk	45
University Of Tampa, Hillsborough	45

COVID-19: characteristics of 1,868,769 Florida resident cases

Data through Feb 26, 2021 verified as of Feb 27, 2021 at 09:25 AM

Data in this report are provisional and subject to change.

The table below includes the cities and counties of residence for cases in Florida residents based on the patient's ZIP Code. Note that city is not always received as part of the initial notification and may be missing while the case is being investigated.

City and county	Cases
Enterprise, Volusia	44
Orlando, Osceola	44
Waverly, Polk	44
Sewalls Point, Martin	44
Florence Villa, Polk	43
Intercession City, Osceola	43
Terra Ceia, Manatee	43
Kenansville, Osceola	41
Eaton Park, Polk	41
Village Of Wellington, Palm Beach	41
Gulf Breeze, Escambia	41
Manalapan, Palm Beach	41
Missing, Palm Beach	40
Ebro, Washington	40
Saint Johns, Duval	40
Lacoochee, Pasco	39
Key Colony Beach, Monroe	39
Orlando, Broward	39
Green Acres, Palm Beach	39
Florida International Univ, Dade	38
Bayonet Point, Pasco	38
Orlando, Volusia	37
Florida A And M University, Leon	37
Ponte Vedra, Duval	37
Hialeah Gardens, Dade	37
Village Wellington, Palm Beach	36
Naranja, Dade	36
Orlando, Polk	35
Pasadena, Pinellas	34
Tice, Lee	34
Highland Beach, Palm Beach	34
Flemington, Marion	34
Cortez, Manatee	33
Palm Shores, Brevard	32
Homeland, Polk	32
Bay Pines, Pinellas	32
Dowling Park, Suwannee	32
Lulu, Columbia	31
Miami Shores, Dade	31
Bagdad, Santa Rosa	31
Eloise, Polk	30
Bonaventure, Broward	30
Nocatee, Desoto	29
Stetson University, Volusia	29
Missing, Sumter	29
Orlando, Hillsborough	29
Venus, Highlands	29
North Bay Village, Dade	29
Siesta Key, Sarasota	29
Bonita Springs, Collier	29
Lealman, Pinellas	29
Davenport, Osceola	29
Penney Farms, Clay	29
Pensacola Beach, Santa Rosa	28
Bayshore Gardens, Manatee	28
Hallandale Beach, Broward	28
Mcintosh, Marion	28
Missing, Seminole	28
South Palm Beach, Palm Beach	28

COVID-19: characteristics of 1,868,769 Florida resident cases

Data through Feb 26, 2021 verified as of Feb 27, 2021 at 09:25 AM

Data in this report are provisional and subject to change.

The table below includes the cities and counties of residence for cases in Florida residents based on the patient's ZIP Code. Note that city is not always received as part of the initial notification and may be missing while the case is being investigated.

City and county	Cases
Univ Of FI Student Dorms, Alachua	28
Lakeshore, Polk	28
Saint Marks, Wakulla	27
Jupiter, Martin	27
Horseshoe Beach, Dixie	27
Florida State, Leon	27
Caryville, Holmes	27
Chokoloskee, Collier	26
City Of Westlake, Palm Beach	26
Missing, Hillsborough	26
Palmdale, Glades	26
Kinard, Calhoun	26
Homosassa Springs, Citrus	26
Poinciana, Osceola	26
Miami, Broward	26
Missing, Monroe	25
Indian Lake Estates, Polk	25
Little Torch Key, Monroe	25
Tangerine, Orange	25
Alturas, Polk	25
South Miami Heights, Dade	25
Labelle, Glades	24
Pine Hills, Orange	24
Missing, Broward	24
Earleton, Alachua	24
Fort Lauderdale, Dade	24
Missing, Escambia	24
Santa Fe, Alachua	24
Westchase, Hillsborough	23
New Smyrna, Volusia	23
Goulds, Dade	23
Archer, Levy	23
Wekiva Springs, Seminole	23
Bradley, Polk	23
Kissimmee, Orange	22
La Crosse, Alachua	22
Pembroke Park, Broward	22
Ridge Manor, Pasco	22
Hawthorne, Putnam	22
Florida Dept Of Corrections, Union	22
Paxton, Walton	22
Wausau, Washington	22
Yankeetown, Levy	22
Sydney, Hillsborough	22
Long Key, Monroe	22
Balm, Hillsborough	22
Tioga, Alachua	22
Mexico Beach, Gulf	21
Perdido Key, Escambia	21
Orange Lake, Marion	21
Wabasso, Indian River	21
Sparr, Marion	21
Plymouth, Orange	21
Bonifay, Washington	21
Bostwick, Putnam	21
Loughman, Polk	20
Citrus Ridge, Indian River	20
Pine Castle, Orange	20
Branford, Lafayette	20

COVID-19: characteristics of 1,868,769 Florida resident cases

Data through Feb 26, 2021 verified as of Feb 27, 2021 at 09:25 AM

Data in this report are provisional and subject to change.

The table below includes the cities and counties of residence for cases in Florida residents based on the patient's ZIP Code. Note that city is not always received as part of the initial notification and may be missing while the case is being investigated.

City and county	Cases
Missing, Citrus	20
Indian River Shores, Indian River	20
Missing, Manatee	20
Sugarloaf Key, Monroe	20
Sun City, Hillsborough	19
Florida International University, Dade	19
Babcock Ranch, Lee	19
Crystal Springs, Pasco	19
Everglades City, Collier	19
Wildlight, Nassau	19
Laud-By-The-Sea, Broward	19
Mango, Hillsborough	19
Hollywood, Dade	18
Parker, Bay	18
Lowell, Marion	18
Westlake, Palm Beach	18
Orlando, Palm Beach	18
Fort Ogden, Desoto	18
Redington Shores, Pinellas	18
Goodland, Collier	18
Nichols, Polk	17
Nalcrest, Polk	17
Maxville, Duval	17
Champions Gate, Polk	17
Jensen Beach, St. Lucie	17
Missing, Indian River	17
Graceville, Holmes	17
Candler, Marion	17
Jacksonville, Unknown	16
West Panama City Beach, Bay	16
Missing, Collier	16
Forest City, Orange	16
Orlando, Pinellas	16
High Springs, Gilchrist	16
Gulf Hammock, Levy	16
Shady Hills, Pasco	16
Union Park, Orange	16
Gulf Stream, Palm Beach	15
Webster, Hernando	15
Tallevast, Manatee	15
Hernando Beach, Hernando	15
Hutchinson Island, St. Lucie	15
White Springs, Columbia	15
Otter Creek, Levy	15
Woodville, Leon	15
Lake City, Suwannee	15
Missing, Brevard	15
Wewahitchka, Calhoun	15
Trenton, Levy	15
Lake Buena Vista, Orange	15
Golden Oak, Orange	15
Saint Lucie West, St. Lucie	14
Brooksville, Pasco	14
Winter Garden, Lake	14
Murdock, Charlotte	14
Copeland, Collier	14
Lakewood Ranch, Sarasota	14
Village Of Palmetto Bay, Dade	14
Mount Dora, Orange	14

COVID-19: characteristics of 1,868,769 Florida resident cases

Data through Feb 26, 2021 verified as of Feb 27, 2021 at 09:25 AM

Data in this report are provisional and subject to change.

The table below includes the cities and counties of residence for cases in Florida residents based on the patient's ZIP Code. Note that city is not always received as part of the initial notification and may be missing while the case is being investigated.

City and county	Cases
Missing, Bay	14
Laurel Hill, Walton	14
Suwannee, Dixie	14
Graham, Bradford	13
Wahneta, Polk	13
Kingsley Lake, Bradford	13
Gonzalez, Escambia	13
Orlando, Brevard	13
Saint George Island, Franklin	13
Trilby, Pasco	13
Hialeah, Unknown	13
Daytona Beach Shores, Volusia	13
Belleair Bluffs, Pinellas	13
Lake Monroe, Seminole	13
Orlando, Lake	13
Johns Pass Village, Pinellas	13
Buckingham, Lee	13
Watersound, Walton	13
Orlando, Unknown	12
Choctaw Beach, Okaloosa	12
Fort Charlotte, Charlotte	12
Unknown, Dade	12
Long Boat Key, Manatee	12
Pensacola Beach, Escambia	12
Rosemary Beach, Walton	12
Roseland, Indian River	12
Durant, Hillsborough	12
Holder, Citrus	12
Braden River, Manatee	12
Missing, Putnam	12
Missing, Unknown	11
Mount Plymouth, Lake	11
Greenville, Taylor	11
Citrus Hills, Citrus	11
Orlando, Leon	11
Florida State Univ Admin, Leon	11
Indian Creek Village, Dade	11
Steinhatchee, Dixie	11
Deer Island, Lake	11
Alys Beach, Bay	11
Ramrod Key, Monroe	11
Missing, Polk	10
University Park, Manatee	10
Captiva, Lee	10
Deerfield Beach, Palm Beach	10
Eau Gallie, Brevard	10
Lake Como, Putnam	10
Grandin, Putnam	10
Gibsonia, Polk	10
Redington Beach, Pinellas	10
Telogia, Liberty	10
Naples, Lee	10
Missing, Nassau	10
Ozona, Pinellas	10
Orlando, Duval	10
Dade City, Hernando	10
Leisure City, Dade	10
Hillsboro Beach, Broward	10
Passport, Unknown	10

COVID-19: characteristics of 1,868,769 Florida resident cases

Data through Feb 26, 2021 verified as of Feb 27, 2021 at 09:25 AM

Data in this report are provisional and subject to change.

The table below includes the cities and counties of residence for cases in Florida residents based on the patient's ZIP Code. Note that city is not always received as part of the initial notification and may be missing while the case is being investigated.

City and county	Cases
Seacrest, Walton	10
Missing, Martin	9
Elfers, Pasco	9
Fanning Springs, Gilchrist	9
Grant Valkaria, Brevard	9
Briny Breezes, Palm Beach	9
Nobleton, Hernando	9
Perrine, Dade	9
Saint Augustine, Duval	9
West Delray Beach, Palm Beach	9
Lamont, Madison	9
Lloyd, Jefferson	9
Los Angeles, Dade	9
Forest City, Seminole	9
Haines Creek, Lake	9
Cypress, Jackson	9
Boca Raton, Broward	9
Babcock Ranch, Charlotte	9
Rubonia, Manatee	9
Sea Ranch Lakes, Broward	9
Palma Sola, Manatee	9
Missing, Taylor	9
Innovation, Pasco	9
East Lake, Marion	9
Cottondale, Washington	9
Beverly Beach, Flagler	9
Missing, Okaloosa	9
Putnam Hall, Putnam	8
Seybold, Dade	8
Fairfield, Marion	8
Cross Creek, Alachua	8
Fort Walton Beach, Unknown	8
Ferndale, Lake	8
White City, Gulf	8
Worthington Springs, Union	8
Pine Ridge, Citrus	8
Barberville, Volusia	8
Jerome, Collier	8
Ponce De Leon, Walton	8
Missing, Clay	8
Goldenrod, Seminole	8
Umatilla, Marion	8
Evinston, Alachua	8
Day, Lafayette	8
Virginia Gardens, Dade	8
Salem, Taylor	8
Orange Springs, Marion	7
Fernandina, Nassau	7
Port Saint John, Brevard	7
Orange Park, Duval	7
Basinger, Okeechobee	7
University Of Central Fl, Hillsborough	7
Orlando, Pasco	7
Longboat Key, Sarasota	7
Keystone Heights, Bradford	7
Switzerland, St. Johns	7
Maitland, Volusia	7
Aripeka, Pasco	7
Holt, Santa Rosa	7

COVID-19: characteristics of 1,868,769 Florida resident cases

Data through Feb 26, 2021 verified as of Feb 27, 2021 at 09:25 AM

Data in this report are provisional and subject to change.

The table below includes the cities and counties of residence for cases in Florida residents based on the patient's ZIP Code. Note that city is not always received as part of the initial notification and may be missing while the case is being investigated.

City and county	Cases
Fort Lauderdale, Unknown	7
River Ranch, Polk	7
Saint Augustine Beach, St. Johns	7
Palm City, St. Lucie	7
Niceville, Walton	7
Orlando, Alachua	7
Okeechobee, Glades	6
Quail Heights, Dade	6
Punta Gorda, Lee	6
Valkaria, Brevard	6
Miami Gardens, Broward	6
Indian Shores, Pinellas	6
Orlando, Flagler	6
Orlando, Marion	6
Sunny Hills, Washington	6
Missing, Walton	6
Labelle, Lee	6
Winter Park, Polk	6
Winderemere, Orange	6
Maitland, Hillsborough	6
Grove City, Charlotte	6
Coco River, Collier	6
Eglin, Okaloosa	6
Glenwood, Volusia	6
Orchid, Indian River	6
Miccosukee, Leon	6
Pensacola, Unknown	6
Ybor City, Hillsborough	6
Morrison, Marion	6
Duck Key, Monroe	6
Newberry, Gilchrist	6
East Rockland Key, Monroe	6
Lake Butler, Bradford	6
Missing, Flagler	6
Mayport Naval Station, Duval	6
Bradenton, Sarasota	6
Maitland, Osceola	6
Inglis, Citrus	6
N/A, Unknown	5
Ocoee, Lake	5
Okeechobee, Martin	5
Orlando, Manatee	5
Wakulla Springs, Wakulla	5
Miami Beach, Unknown	5
Fort Lauderdale, Lee	5
Anastasia Island, St. Johns	5
Point Washington, Walton	5
University Of Central Fl, Martin	5
Williston, Marion	5
Psl, Unknown	5
San Carlos Park, Lee	5
Pompano Beach, Unknown	5
Bayou George, Bay	5
Boynton Beach, Broward	5
Miramar, Dade	5
Missing, Osceola	5
Miami Gardens, Unknown	5
Kissimmee, Unknown	5
Jacksonville Naval Air Station, Duval	5

COVID-19: characteristics of 1,868,769 Florida resident cases

Data through Feb 26, 2021 verified as of Feb 27, 2021 at 09:25 AM

Data in this report are provisional and subject to change.

The table below includes the cities and counties of residence for cases in Florida residents based on the patient's ZIP Code. Note that city is not always received as part of the initial notification and may be missing while the case is being investigated.

City and county	Cases
Fort Lauderdale, Palm Beach	5
Clarcona, Orange	5
Ebro, Bay	5
Bruce, Holmes	5
Hialeah, Broward	5
Westchester, Dade	5
Port Salerno, Martin	5
Missing, Sarasota	5
Missing, Highlands	5
Scottsmoor, Brevard	5
Shady Grove, Taylor	5
Missing, Leon	5
Milton, Escambia	5
Inlet Beach, Bay	5
Mayport, Duval	5
Deland, Lake	5
Miami, Palm Beach	5
Stuart, St. Lucie	5
Pass, Unknown	5
Port Charlotte, Unknown	4
West Bradenton, Manatee	4
Live Oak, Madison	4
Loxahatchee Groves, Palm Beach	4
Marina Del Rey, Dade	4
Greenville, Jefferson	4
Oklawaha, Marion	4
Pensacola, Santa Rosa	4
Missing, Columbia	4
Glen Ridge, Palm Beach	4
Coconut Creek, Palm Beach	4
Mid Florida, Seminole	4
Ocean Breeze, Martin	4
Highland Park, Polk	4
Margate, Unknown	4
Melrose, Bradford	4
Lazy Lake, Broward	4
Lamont, Taylor	4
Sugarloaf, Monroe	4
Branford, Gilchrist	4
Cape Haze, Charlotte	4
Clewiston, Palm Beach	4
Conch Key, Monroe	4
Okeechobee, Osceola	4
Sandestin, Walton	4
Seacrest, Bay	4
Pompano Beach, Dade	4
Bella Collina, Lake	4
Alys Beach, Walton	4
El Jobean, Charlotte	4
Missing, Alachua	4
Naples, Unknown	4
Hinsdale, Manatee	4
Weirsdale, Lake	4
Pompano Beach, Palm Beach	4
Oneco, Manatee	4
International Service Center, Dade	4
Island Grove, Alachua	4
Hollywood, Unknown	4
Indian Rock Beach, Pinellas	4

COVID-19: characteristics of 1,868,769 Florida resident cases

Data through Feb 26, 2021 verified as of Feb 27, 2021 at 09:25 AM

Data in this report are provisional and subject to change.

The table below includes the cities and counties of residence for cases in Florida residents based on the patient's ZIP Code. Note that city is not always received as part of the initial notification and may be missing while the case is being investigated.

City and county	Cases
Bowling Green, Polk	4
Cypress Gardens, Polk	4
Crestview, Walton	3
Cross Key, Monroe	3
Cape San Blas, Gulf	3
Apopka, Lake	3
Green Cove Springs, Duval	3
Fernandina Beach, Duval	3
Fpo, Duval	3
Mayport Naval Housing, Duval	3
Monticello, Madison	3
Samoset, Manatee	3
San Fernando, Unknown	3
Vernon, Bay	3
High Springs, Columbia	3
Jonesville, Alachua	3
Julington Creek, St. Johns	3
Jupiter Island, Martin	3
Longwood, Unknown	3
Mims, Volusia	3
Miramar, Unknown	3
Marco Island, Lee	3
Alford, Washington	3
Altamonte Springs, Orange	3
Pembroke Pines, Unknown	3
Ocean Reef Club, Monroe	3
Vero Beach, St. Lucie	3
Sorrento, Orange	3
Stuart, Palm Beach	3
Chicago, Lee	3
Coraopolis, Citrus	3
Champions Gate, Osceola	3
Bristol, Calhoun	3
Jacksonville, Alachua	3
North Fort Myers, Charlotte	3
Milligan, Okaloosa	3
Westville, Walton	3
Land O Lakes, Hillsborough	3
Lady Lake, Marion	3
Fisher Island, Unknown	3
Jacksonville , Duval	3
Bay Harbor Islands, Unknown	3
Ft Pierce, St. Lucie	3
Los Angeles, Broward	3
Lake Worth, Broward	3
Jacksonville, Dade	3
Pass, Dade	3
Vero Beach, Brevard	3
Brewton, Escambia	3
Apopka, Broward	3
Maitland, Polk	3
Lake Harbor, Palm Beach	3
Lanark Village, Franklin	3
Pp, Dade	3
Pp, Unknown	3
Orem, Palm Beach	3
Woodside, Broward	3
Missing, Hernando	3
Pineland, Lee	3

COVID-19: characteristics of 1,868,769 Florida resident cases

Data through Feb 26, 2021 verified as of Feb 27, 2021 at 09:25 AM

Data in this report are provisional and subject to change.

The table below includes the cities and counties of residence for cases in Florida residents based on the patient's ZIP Code. Note that city is not always received as part of the initial notification and may be missing while the case is being investigated.

City and county	Cases
Tampa Palms, Hillsborough	3
Tampa, Pinellas	3
Winter Garden, Seminole	3
Tarpon Springs, Pasco	3
Jacksonville, Clay	3
Laurel, Sarasota	3
Ludlam, Dade	3
Clermont, Orange	3
Miami, Orange	3
Lynbrook, Broward	3
Lake Geneva, Clay	3
Lake City, Duval	3
Lakeland, Hillsborough	3
Immokalee, Lee	3
Hallandale Beach, Unknown	3
Fort Myers, Unknown	3
Blountstown, Liberty	3
Village Of Golf, Palm Beach	3
Wildwood, Marion	3
Saint Petersburg, Hillsborough	3
Port Saint Lucie, Martin	3
Saint Augustin Beach, St. Johns	3
Palm Coast, Volusia	3
Phoenix, Lake	2
None, Dade	2
Mount Pleasant, Gadsden	2
Navarre, Okaloosa	2
Seven Springs, Pasco	2
Upper Key Largo, Monroe	2
University Of Central Florida, Brevard	2
West Palm Beach, Broward	2
West Villages, Sarasota	2
Zellwood, Lake	2
Blountstown, Jackson	2
Alligator Point, Franklin	2
Bradington, Manatee	2
Coconut Creek, Unknown	2
Crawfordville, Leon	2
Eatonville, Lake	2
Hallandale Beach, Dade	2
Lawtey, Union	2
Lutz, Pinellas	2
Los Angeles, Okaloosa	2
Clermont, Polk	2
Bronx, Seminole	2
Doctors Inlet, Clay	2
Bonifay, Jackson	2
Bonnie, Sarasota	2
Lecanto, Marion	2
Miami Shores, Broward	2
Maitland, Leon	2
Lake Helen, Orange	2
Fort Myers, Collier	2
Fort Pierce, Martin	2
Weston, Dade	2
West Palm Beach, Dade	2
Winter Park, Leon	2
Redland, Dade	2
Olustee, Baker	2

COVID-19: characteristics of 1,868,769 Florida resident cases

Data through Feb 26, 2021 verified as of Feb 27, 2021 at 09:25 AM

Data in this report are provisional and subject to change.

The table below includes the cities and counties of residence for cases in Florida residents based on the patient's ZIP Code. Note that city is not always received as part of the initial notification and may be missing while the case is being investigated.

City and county	Cases
Orlando, Charlotte	2
Orlando, Santa Rosa	2
Palm Springs North, Dade	2
University Of Central Florida, Palm Beach	2
University Of Central Florida, Pinellas	2
Wekiwa Springs, Seminole	2
Wimauma, Manatee	2
Moore Haven, Hendry	2
Provo, Broward	2
Portland, Unknown	2
Sumatra, Liberty	2
Maitland, Lake	2
Hialeah Lakes, Dade	2
Hialeah, Orange	2
Naples, Broward	2
Cassadaga, Volusia	2
Fort Walton Beach, Walton	2
Duke Field Air Force Station, Okaloosa	2
Dunnellon, Levy	2
University Of Central Florida, Broward	2
Orlando, Okaloosa	2
Ridge Manor Estates, Sumter	2
Saint Teresa, Wakulla	2
Ocala, Unknown	2
Miamt, Dade	2
Maitland, Pasco	2
Madison, Unknown	2
Florida Power & Light Co, Dade	2
Amelia City, Nassau	2
Apopka, Unknown	2
Alligator Point, Wakulla	2
Chipley, Jackson	2
Fort Lauderdale, Alachua	2
Deerfield Beach, Unknown	2
Doral, Unknown	2
Brooklyn, Broward	2
Cross City, Taylor	2
Carl Fisher, Dade	2
Jupiter, Dade	2
Homeless, Hillsborough	2
Lakeland, Unknown	2
Micanopy, Marion	2
Windermere, Lake	2
Wacissa, Jefferson	2
Tampa, Unknown	2
Sutton, Pasco	2
Red Bay, Holmes	2
Saint Marys, Nassau	2
Pembroke Lakes, Broward	2
Port Saint Lucie, Palm Beach	2
Melrose, Clay	2
Mesa, Unknown	2
Marina Del Rey, Broward	2
Longview, Dade	2
Jacksonville, Nassau	2
Jacksonville Naval Hospital, Duval	2
Hosford, Calhoun	2
Aventura, Broward	2
000000, Unknown	2

COVID-19: characteristics of 1,868,769 Florida resident cases

Data through Feb 26, 2021 verified as of Feb 27, 2021 at 09:25 AM

Data in this report are provisional and subject to change.

The table below includes the cities and counties of residence for cases in Florida residents based on the patient's ZIP Code. Note that city is not always received as part of the initial notification and may be missing while the case is being investigated.

City and county	Cases
Dfafs, Okaloosa	2
Summerfield, Unknown	2
Tampa, Hernando	2
Sharpes, Brevard	2
Sebring, Desoto	2
Saint Lucie Village, St. Lucie	2
Ormond Beach, Flagler	2
Noma, Holmes	2
Orlando, Lee	2
Panama City, Unknown	2
Pembroke Pines, Dade	2
Wauchula, Desoto	2
Vero Beach, Unknown	2
Yeehaw, Okeechobee	2
Venice, Dade	2
West Palm Beach, Unknown	2
Windermere, Hillsborough	2
Winter Park, Volusia	2
Winter Springs, Orange	2
Okeechobee, Highlands	2
Orlando, Escambia	2
Port Charlotte, Lee	2
Port St. Lucie, St. Lucie	2
Sand Lake, Orange	2
University Of Central Fl, Seminole	2
Union, Manatee	2
At Large, Broward	2
Bonnie, Dade	2
Fort Pierce, Brevard	2
Graceville, Unknown	2
Eatonville, Polk	2
Delray Beach, Broward	2
Marathon Shores, Monroe	2
Miami, Martin	2
Long Beach, Orange	2
New Port Richey, Hillsborough	2
Jena, Taylor	2
Lauderhill, Unknown	2
Labelle, Collier	2
Tampa, Broward	2
Tarpon Springs, Hillsborough	2
Seguin, Unknown	2
Sarasota, Unknown	2
Sunrise, Unknown	2
Port Canaveral, Brevard	2
Plantation Key, Monroe	2
Orlando, Collier	2
Orlando, St. Lucie	2
Oakland Park, Unknown	2
Marysville, Dade	2
Callahan, Duval	2
Dade City, Unknown	2
Cibolo, Orange	2
Claysville, Hernando	2
Crescent Beach, Sarasota	2
Defuniak Springs, Okaloosa	2
Defuniak Springs, Unknown	2
Dona Vista, Lake	1
East Setauket, Palm Beach	1

COVID-19: characteristics of 1,868,769 Florida resident cases

Data through Feb 26, 2021 verified as of Feb 27, 2021 at 09:25 AM

Data in this report are provisional and subject to change.

The table below includes the cities and counties of residence for cases in Florida residents based on the patient's ZIP Code. Note that city is not always received as part of the initial notification and may be missing while the case is being investigated.

City and county	Cases
El Dorado, Palm Beach	1
Fleming Island, Duval	1
Fellsmere, Brevard	1
Crestview, Broward	1
Clearwater, Leon	1
Charlotte, Alachua	1
Dalecity, Okaloosa	1
Daytona Beach, Orange	1
Deerfield Beach, Polk	1
Crystal River, Marion	1
Crystal River, Unknown	1
Canton, Duval	1
Cantonment, Santa Rosa	1
Cape Coral, Unknown	1
Brooklyn, Polk	1
Bryceville, Duval	1
Bradenton, Lee	1
Boca Raton, Dade	1
Boca Raton, Madison	1
Bogota, Unknown	1
Bal Harbour, Broward	1
Atlanta, Walton	1
Attalla, Broward	1
Auburn, Palm Beach	1
Autaugaville, Broward	1
Apopka, Volusia	1
Alachua, Suwannee	1
Alafaya, Broward	1
Alafaya, Pinellas	1
Lake Clarke Shores, Palm Beach	1
Lake Forest, Collier	1
Merrick, Palm Beach	1
Metter, Manatee	1
Miami, Osceola	1
Miamiardens, Unknown	1
Miamksaohes, Dade	1
Jacksonville, Baker	1
Jacksonville, Marion	1
Irmo, Unknown	1
Key West, Palm Beach	1
Kilgore, Dade	1
Jupiter Inlet, Palm Beach	1
Jzx, Unknown	1
Land O Lakes, Unknown	1
Landolakes, Unknown	1
Lawton, Okaloosa	1
Levittown, Palm Beach	1
Lima, Manatee	1
Lima, Volusia	1
Macclenny, Dixie	1
Madison, Jefferson	1
Maitland, Collier	1
Florida City, Unknown	1
Fort Lauderdale, Collier	1
Gainesville, Levy	1
Glen Cove, Unknown	1
Glen Saint Mary, Duval	1
Golden Oak, Hillsborough	1
Immokalee, Walton	1

COVID-19: characteristics of 1,868,769 Florida resident cases

Data through Feb 26, 2021 verified as of Feb 27, 2021 at 09:25 AM

Data in this report are provisional and subject to change.

The table below includes the cities and counties of residence for cases in Florida residents based on the patient's ZIP Code. Note that city is not always received as part of the initial notification and may be missing while the case is being investigated.

City and county	Cases
Greensboro, Leon	1
Ocala, Duval	1
Orem, Dade	1
Orlando, Citrus	1
Okeechobi, Unknown	1
North Porte, Unknown	1
Notrealville, Polk	1
Monument, Broward	1
Mokena, Lee	1
Miami Dade, Unknown	1
Myrtle Beach, Broward	1
Morrisville, Palm Beach	1
North Brunswick, St. Lucie	1
North Grafton, Dade	1
North Lauderdale, Unknown	1
Orlando, Walton	1
Oviedo, Lake	1
Orlando, Gadsden	1
Orlando, Hernando	1
Orlando, St. Johns	1
Plantation, Leon	1
Pooler, Broward	1
Pensacola, Dade	1
Panomo City, Bay	1
Parrish, Sarasota	1
Rye, Palm Beach	1
San Marcos, Unknown	1
Ridgewood, Lee	1
Roayl Palm Beach, Palm Beach	1
Roseville, Broward	1
Port St. Lucie, Unknown	1
Punta Gorda, Sarasota	1
Putnam, Putnam	1
Surprise, Unknown	1
Syracuse, Unknown	1
St Cloud, Orange	1
St Helena Is, Dade	1
Saint Petersburg, Bay	1
Twentynine Palms, Broward	1
Venezuela, Unknown	1
Vernon, Walton	1
Waukesha, Volusia	1
West Miami, Unknown	1
Windermere, Alachua	1
Winfield, Hillsborough	1
Winter Garden, Unknown	1
Winter Park, Brevard	1
Winter Park, Unknown	1
Whippany, Volusia	1
Xifamk, Dade	1
Indianapolis, Lee	1
Jupiter, Pinellas	1
Kansas City, Palm Beach	1
Lake In The Hills, Broward	1
Lake Worth, Unknown	1
Litchfield Park, Monroe	1
Littleton, St. Johns	1
Newaygo, Charlotte	1
New Canaan, Dade	1

COVID-19: characteristics of 1,868,769 Florida resident cases

Data through Feb 26, 2021 verified as of Feb 27, 2021 at 09:25 AM

Data in this report are provisional and subject to change.

The table below includes the cities and counties of residence for cases in Florida residents based on the patient's ZIP Code. Note that city is not always received as part of the initial notification and may be missing while the case is being investigated.

City and county	Cases
Na, Dade	1
Naples, Leon	1
Melbourne, Volusia	1
Mattoon, Lee	1
Milford, Bay	1
Milford, Unknown	1
Los Angeles, Orange	1
Maitland, Palm Beach	1
Marianna, Leon	1
Marianna, Washington	1
Mary Esther, Hillsborough	1
Clearwater, Hillsborough	1
Coal City, Pasco	1
Commerce Township, Manatee	1
Crawfordville, Alachua	1
Eureka, Flagler	1
Evansville, Citrus	1
Crescent City, Marion	1
Crestview, Unknown	1
Denton, Broward	1
Destin, Bay	1
Gwynn Oak, Polk	1
Fort Worth, Broward	1
Franklin, Orange	1
Frostproof, Highlands	1
Gainesville, Palm Beach	1
Gainesville, Santa Rosa	1
Bonnie, St. Johns	1
Belleair Bluffs, Unknown	1
Brownsville, Escambia	1
Boys Ranch, Suwannee	1
Celebration, Orange	1
Chicago, Broward	1
Choctaw Beach, Unknown	1
Austin, Dade	1
Apo, Collier	1
Big Torch Key, Monroe	1
Black, Holmes	1
Boca Raton, Lee	1
Bonifay, Unknown	1
8852 Teacher Ln, Pasco	1
Addison, Pasco	1
Apopka, Citrus	1
Apopka, Hillsborough	1
Arabi, Orange	1
Tavares, Unknown	1
Temple, Palm Beach	1
Surfside Beach, Orange	1
Tampa, Duval	1
Summerdale, Escambia	1
Sun City Center, Lee	1
Saint Charles, Orange	1
St Peterburg, Orange	1
Stiamk, Dade	1
Scottsdale, Brevard	1
Roswell, Bay	1
Ruskin, Dade	1
Ruskin, Manatee	1
Saint Petersburg, Duval	1

COVID-19: characteristics of 1,868,769 Florida resident cases

Data through Feb 26, 2021 verified as of Feb 27, 2021 at 09:25 AM

Data in this report are provisional and subject to change.

The table below includes the cities and counties of residence for cases in Florida residents based on the patient's ZIP Code. Note that city is not always received as part of the initial notification and may be missing while the case is being investigated.

City and county	Cases
Saint Petersburg, Manatee	1
Port Saint Lucie, Marion	1
Port St Luice, Unknown	1
Pompano Beach, Osceola	1
Pensacola Naval Hospital, Escambia	1
Plymouth, Pasco	1
Pass-A-Grille, Pinellas	1
Oviedo, Orange	1
Pace, Escambia	1
Painted Post, Pasco	1
Palatka, Marion	1
Okeechobee, Unknown	1
North Port, Charlotte	1
Winter Springs, Polk	1
Wpb, Palm Beach	1
Youngstown, Washington	1
Winnetka, Dade	1
Winter Garden, Osceola	1
Winter Haven, Osceola	1
Winter Park, Duval	1
Winter Park, Palm Beach	1
Weston, Unknown	1
Wildwood, Lee	1
West Hollywood, Broward	1
Wakefield, Broward	1
Waverly, Duval	1
Wabasha, Clay	1
Unknown, Duval	1
Upland, Manatee	1
White Plains, Broward	1
Whites Creek, Leon	1
Windermere, Volusia	1
Wtixrat, Dade	1
Ventura, Orange	1
Westlake Village, Unknown	1
Watersound, Bay	1
University Of Central Florida, Lee	1
Unk, Duval	1
Trenton, Dixie	1
Unknown, Unknown	1
Pembroke Pines, Orange	1
Pensacola, Sumter	1
Palmetto, Dixie	1
Perth Amboy, Hillsborough	1
Puerto Rico, Unknown	1
Punta Gorda, Unknown	1
Randolph, Orange	1
Rivera Beach, Palm Beach	1
Port Orange, Brevard	1
Powell, Lee	1
Orlando, Jackson	1
Paducah, Manatee	1
Palm Coast, Unknown	1
Oldsra, Manatee	1
Newberry, Levy	1
Saint Petersburg, Charlotte	1
Saint Augustine, Flagler	1
Seffenner, Hillsborough	1
Seminole, Lee	1

COVID-19: characteristics of 1,868,769 Florida resident cases

Data through Feb 26, 2021 verified as of Feb 27, 2021 at 09:25 AM

Data in this report are provisional and subject to change.

The table below includes the cities and counties of residence for cases in Florida residents based on the patient's ZIP Code. Note that city is not always received as part of the initial notification and may be missing while the case is being investigated.

City and county	Cases
Toms River, Lee	1
Tourist, Dade	1
Sunrtise, Dade	1
Tallahassee, Gadsden	1
Tallahassee, Madison	1
Stratford, Broward	1
Crossings, Unknown	1
Davenport, Lake	1
Davie, Unknown	1
Dayton, Orange	1
Edgewood, Broward	1
Elkton, Putnam	1
Chesterfield, Broward	1
Carteret, Polk	1
Cincinnati, Dade	1
Armstrong, St. Johns	1
Atl, Brevard	1
Alva, Escambia	1
Andalusia, Escambia	1
Arcadia, Highlands	1
Baker, Santa Rosa	1
Belleville, Palm Beach	1
Belmont, Santa Rosa	1
Blountstown, Broward	1
Bronson, Alachua	1
Brooker, Alachua	1
Bradenton, Clay	1
Brandon, Pinellas	1
Bonita, Lee	1
Bocaraten, Palm Beach	1
Hudson, Pinellas	1
Hoosick Falls, Broward	1
Indian Rock Beach, Palm Beach	1
Interlachen, Duval	1
Kure Beach, Monroe	1
Lakeland, Palm Beach	1
Floral, Okaloosa	1
Forestville, Volusia	1
Gibsonton, Unknown	1
Gainesville, Okaloosa	1
Gainesville, Unknown	1
Greenbrier, Bay	1
Groveland, Orange	1
Hialeahgardens, Dade	1
Hiram, Leon	1
Longwood, Broward	1
Lucedale, St. Lucie	1
Mayaguez, Dade	1
Macclenny, Duval	1
Mantua, Broward	1
Middletown, Osceola	1
North Laud, Unknown	1
Ocala, Citrus	1
Ocoee, Unknown	1
Odessa, Dade	1
New Vernon, Palm Beach	1
Monroe, Hillsborough	1
Missing, Gilchrist	1
Prattville, Hillsborough	1

COVID-19: characteristics of 1,868,769 Florida resident cases

Data through Feb 26, 2021 verified as of Feb 27, 2021 at 09:25 AM

Data in this report are provisional and subject to change.

The table below includes the cities and counties of residence for cases in Florida residents based on the patient's ZIP Code. Note that city is not always received as part of the initial notification and may be missing while the case is being investigated.

City and county	Cases
Prestonsburg, Bay	1
Quincy, Jackson	1
Rapid City, Broward	1
Russellville, Bay	1
Saint Cloud, Palm Beach	1
Petersburg, Manatee	1
Piasa, Putnam	1
Saint Joseph, Volusia	1
San Antonio, Orange	1
Sanford, Unknown	1
Seminole, Leon	1
Suitland, Volusia	1
Shalimar, Unknown	1
Shirley, Flagler	1
Oldsmar, Hillsborough	1
Olean, Alachua	1
North Palm Beach, Orange	1
Northport, Sarasota	1
Oakland, Lee	1
Milford, Lee	1
Myakka City, Sarasota	1
New Middletown, Hillsborough	1
New Port Richey, Pinellas	1
New Port Richey, Unknown	1
Newberry, Marion	1
Orlo Vista, Orange	1
Other, Dade	1
Palm Beach Gardens, Unknown	1
Palmetto Bay, Palm Beach	1
Palmetto, Pasco	1
Parma, Manatee	1
Pass-A-Grille Beach, Pinellas	1
Syracuse, Polk	1
Tallahassee, Dade	1
Tamarac, Dade	1
Sunbright, Palm Beach	1
Tavares, Orange	1
Tequesta, Martin	1
Topsham, Manatee	1
Town Of Nocatee, St. Johns	1
Troy, Manatee	1
Unkn, Duval	1
Waipahu, Santa Rosa	1
Ward, Polk	1
Wellborn, Columbia	1
Winter Garden, Duval	1
Woodbine, Nassau	1
West Aplm Beach, Palm Beach	1
West Yarmouth, St. Lucie	1
Venetian Islands, Dade	1
Yulee, St. Johns	1
Zephyrhills, Hillsborough	1
Mckinney, Broward	1
Miamc, Dade	1
Matawan, Palm Beach	1
Missing, Okeechobee	1
Monroe Township, Palm Beach	1
Moore Haven, Okeechobee	1
Morrisville, Unknown	1

COVID-19: characteristics of 1,868,769 Florida resident cases

Data through Feb 26, 2021 verified as of Feb 27, 2021 at 09:25 AM

Data in this report are provisional and subject to change.

The table below includes the cities and counties of residence for cases in Florida residents based on the patient's ZIP Code. Note that city is not always received as part of the initial notification and may be missing while the case is being investigated.

City and county	Cases
Longwood, Volusia	1
Ldhl, Broward	1
Lincoln, St. Lucie	1
Little Neck, Lee	1
Lake Butler, Alachua	1
Knoxville, Bay	1
Las Vegas, Palm Beach	1
Homeless, Monroe	1
Homeless, Pinellas	1
Howell, Dade	1
Hudson, Hernando	1
Hoclywsod, Dade	1
Holiday, Pinellas	1
Indian Rocks Beach, Duval	1
Indiantown, Palm Beach	1
Inglewood, Sarasota	1
Inverness, Marion	1
Inwood, Broward	1
Irvine, Marion	1
Istachatta, Hernando	1
Jupiter, St. Lucie	1
Kenilworth, Leon	1
Jacksonville, Orange	1
Jefferson, Dade	1
Jonesboro, Leon	1
Kingsland, Nassau	1
Key West, Duval	1
Keys West, Unknown	1
Carmel, Orange	1
Cedar Springs, Hernando	1
Chicago, Unknown	1
Coconut Ck, Unknown	1
Dallas, Hernando	1
Dayton, Lake	1
Daytona Beach, Pinellas	1
Dearborn, Broward	1
Deer Park, Dade	1
Brooklyn, Dade	1
Brooklyn, Lee	1
Caracas, Dade	1
Boston, Broward	1
Bel Air, Collier	1
O, Manatee	1
Alachua, Duval	1
Alpharetta, Broward	1
Apopka, Clay	1
Asheville, Highlands	1
Astoria, Broward	1
Bartow, Hardee	1
Downingtown, Broward	1
Downingtown, Hillsborough	1
Dpo, Santa Rosa	1
Dunedin, Unknown	1
Deerfield, Dade	1
Deland, Seminole	1
Deltona, Seminole	1
Fort Lauderdale, Leon	1
Fort Myers, Sarasota	1
Fort Pierce, Palm Beach	1

COVID-19: characteristics of 1,868,769 Florida resident cases

Data through Feb 26, 2021 verified as of Feb 27, 2021 at 09:25 AM

Data in this report are provisional and subject to change.

The table below includes the cities and counties of residence for cases in Florida residents based on the patient's ZIP Code. Note that city is not always received as part of the initial notification and may be missing while the case is being investigated.

City and county	Cases
Fort White, Clay	1
East Palatka, Hillsborough	1
Eastpoint, Leon	1
Garden City, Alachua	1
Gaylord, Orange	1
Gotcha, Orange	1
Greensburg, Palm Beach	1
Erie, Monroe	1
Hallandale, Unknown	1
Haines City, Osceola	1
Hernando, Marion	1
Hialeah, Collier	1
Helen, Bay	1
Chipley, Holmes	1
Daniel Island, Bay	1
Colorado Springs, Unknown	1
Conifer, Lee	1
El Paso, Unknown	1
Fl State Lot, Leon	1
Everett, Dade	1
Destin, Unknown	1
Diamond, Highlands	1
Dunellen, Dade	1
Eatonville, Seminole	1
Altamonte, Orange	1
Alva, Collier	1
333, Unknown	1
Allentown, Putnam	1
Apple Creek, Citrus	1
Amelia Village, Nassau	1
Barefoot Beach, Lee	1
Battle Creek, Manatee	1
Avon, Manatee	1
Aventura, Osceola	1
Bryn Mawr, Palm Beach	1
Burkeville, Brevard	1
Camden Wyoming, Duval	1
Chattanooga, Dade	1
Bear Grass, Palm Beach	1
Azalea Park, Osceola	1
Boca Raton,, Palm Beach	1
Boston, Dade	1
Fort Denaud, Glades	1
Fort Meyers, Lee	1
Fortlauderdale, Unknown	1
Fortwalton Beach, Okaloosa	1
Ft Pierce, Unknown	1
Garland, Orange	1
Hallandale Ben, Unknown	1
Havana, Leon	1
Homeless, Dade	1
Homer, Escambia	1
Hickory, Lee	1
Hilliard, Unknown	1
Longwood, Orange	1
Lehigh Cares, Lee	1
Live Oak, Columbia	1
Loganville, Orange	1
Jeffersonville, Broward	1

COVID-19: characteristics of 1,868,769 Florida resident cases

Data through Feb 26, 2021 verified as of Feb 27, 2021 at 09:25 AM

Data in this report are provisional and subject to change.

The table below includes the cities and counties of residence for cases in Florida residents based on the patient's ZIP Code. Note that city is not always received as part of the initial notification and may be missing while the case is being investigated.

City and county	Cases
Knoxville, Escambia	1
Lauderdale Hill, Unknown	1
Lake Mary, Lake	1
Middleburg, Duval	1
Midland, Osceola	1
Miami, Charlotte	1
Miamii, Dade	1
Miami Garden, Unknown	1
North Miami, Broward	1
Missing, Wakulla	1
Mumford, Manatee	1
N/A, Duval	1
Naples, Alachua	1
Ocean City, Broward	1
Old Town, Gilchrist	1
Opa Locka, Polk	1
Orem, Sarasota	1
Orem, Unknown	1
Palm City, Unknown	1
Oviedo, Leon	1
San Antonio, Dade	1
San Diego, Unknown	1
Sanford, Palm Beach	1
Sebastian, Lake	1
Ridgewood, Broward	1
Riverview, Manatee	1
Riverview, Osceola	1
Roseland, Palm Beach	1
Republic, Monroe	1
Richmond, Palm Beach	1
Russellville, Hillsborough	1
Saint Augustine, Okaloosa	1
Plant City, Unknown	1
Pompano Beach, Alachua	1
Porter Ranch, Dade	1
Raiford, Bradford	1
Ponte Vedra Beach, Orange	1
Port Orange , Volusia	1
Port Saint Lucie, Indian River	1
University Of Central Florida, Hillsborough	1
Village Of Palm Springs, Palm Beach	1
Virginia Beach, Alachua	1
Webster, Pasco	1
Westerville, Hillsborough	1
Wilton Manors, Dade	1
Wilbur By The Sea, Volusia	1
Willowbrook, Lee	1
Union City, Bradford	1
University Of Central FI, Pasco	1
Steinhatchee, Alachua	1
Tampa, Escambia	1
Tampa, Manatee	1
Tangerine, Lake	1
Winston Salem, Unknown	1
Winter Garden, Hillsborough	1
Woodland Hills, Brevard	1
Youngstown, Calhoun	1
Yulee, Duval	1
Downers Grove, St. Lucie	1

COVID-19: characteristics of 1,868,769 Florida resident cases

Data through Feb 26, 2021 verified as of Feb 27, 2021 at 09:25 AM

Data in this report are provisional and subject to change.

The table below includes the cities and counties of residence for cases in Florida residents based on the patient's ZIP Code. Note that city is not always received as part of the initial notification and may be missing while the case is being investigated.

City and county	Cases
Export, Palm Beach	1
Fdsf, Unknown	1
Felda, Palm Beach	1
Flagler Beach, Volusia	1
Flora, Lee	1
Fort Myers, Lake	1
Fresno, Pasco	1
Fruitland Park, Sumter	1
Fwb, Unknown	1
Gainesville, Marion	1
Gastonia, Polk	1
Clearwater, Highlands	1
Clermont, Unknown	1
Columbia, Orange	1
Coral Gables, Unknown	1
Coral Springs, Unknown	1
Cornelius, Leon	1
Crestview, Dade	1
Dade City, Polk	1
Dania, Unknown	1
Darien, Pasco	1
Arcadia, Charlotte	1
Aspen, Palm Beach	1
Atlanta, Broward	1
Aurburndale, Polk	1
Aventura, Unknown	1
Azalea Park, Sarasota	1
Bartow, Unknown	1
Biscayne Park, Broward	1
Boca Roton, Unknown	1
Alpharetta, Alachua	1
Apalachicola, Leon	1
Brooksville, Columbia	1
Bryn Mawr, Collier	1
Canfield, Duval	1
Naugatuck, Lee	1
Myakka, Duval	1
Monessen, Palm Beach	1
Newport Beach, Palm Beach	1
North Little Rock, Palm Beach	1
New Vernon, Sarasota	1
New York, Broward	1
Northville, Broward	1
Ocala, Indian River	1
Ocoee, Broward	1
Missing, Baker	1
Middleburg, Unknown	1
Milford, Palm Beach	1
Minneapolis, Broward	1
Melbourne, Orange	1
Metter, Volusia	1
Miami Beach, Palm Beach	1
Miami Granders, Dade	1
Hilliard, Dade	1
Hollywood, Leon	1
Holt, Unknown	1
Homestead, Monroe	1
Humble, Broward	1
Green, Clay	1

COVID-19: characteristics of 1,868,769 Florida resident cases

Data through Feb 26, 2021 verified as of Feb 27, 2021 at 09:25 AM

Data in this report are provisional and subject to change.

The table below includes the cities and counties of residence for cases in Florida residents based on the patient's ZIP Code. Note that city is not always received as part of the initial notification and may be missing while the case is being investigated.

City and county	Cases
Greensburg, Orange	1
Greenville, Monroe	1
Gulf Shores, Escambia	1
Killarney, Orange	1
Knoxville, Duval	1
Havanna, Gadsden	1
Jan Phyl Village, Polk	1
Johns Island, Wakulla	1
Los Angeles, Polk	1
Maitland, Unknown	1
Lakeland, Pasco	1
Lakewood, Unknown	1
Lake City, Volusia	1
Sumter Ville, Unknown	1
Tallahassee, Escambia	1
Telluride, Lee	1
Tampa, Dade	1
Tampa, Lee	1
Stockbridge, Leon	1
Sullivans Island, Dade	1
Southampton, Palm Beach	1
Springhill, Unknown	1
South Otselic, Dade	1
Sevierville, Dade	1
Saint Petersburg, Dade	1
San Juan, Osceola	1
San Pedro Sula, Dade	1
Sandy, Duval	1
Richmond Heights, Dade	1
Riverview, Pinellas	1
Rochester, Lee	1
Rosemary Beach, Bay	1
Saint Cloud, Orange	1
Pound Ridge, Leon	1
Ponce, Orange	1
Port Charlotte Fl, Unknown	1
Plant City, Hendry	1
Plant City, Pinellas	1
Plantation, Unknown	1
Opa Locka, Unknown	1
Orem, Nassau	1
Olando, Orange	1
Ocoee, Polk	1
Orlando, Highlands	1
Windermere, Polk	1
Winter Park, Lake	1
West Simsbury, Collier	1
Tinley Park, Lee	1
University Of Central Fl, Dade	1
Wayne, Dade	1
Panama City, Walton	1
Perry, Leon	1
Perth Amboy, Monroe	1
Palm Coast, Duval	1
Opalocka, Dade	1
Orlando, Union	1
Ovido, Seminole	1
Oxford, Palm Beach	1
Oakland, Leon	1

COVID-19: characteristics of 1,868,769 Florida resident cases

Data through Feb 26, 2021 verified as of Feb 27, 2021 at 09:25 AM

Data in this report are provisional and subject to change.

The table below includes the cities and counties of residence for cases in Florida residents based on the patient's ZIP Code. Note that city is not always received as part of the initial notification and may be missing while the case is being investigated.

City and county	Cases
Ocala, Alachua	1
Okeechobee, St. Lucie	1
New Richmond, Volusia	1
North Canton, Palm Beach	1
Rio Dell, Volusia	1
Rochelle, Volusia	1
Port Orange, Unknown	1
Port Saint Lucie, Orange	1
Princeton, Alachua	1
Provincetown, Collier	1
Shannon, Collier	1
Soldotna, Broward	1
Saint Cloud, Lee	1
Saint Johns, Orange	1
San Antonio, Sarasota	1
San Antonio, Unknown	1
Sanford, Volusia	1
Tangerine, Seminole	1
Tewksbury, Orange	1
South Burlington, Orange	1
Spring Park, Alachua	1
Steinhatchee, Madison	1
Winter Park, Osceola	1
Wood River, Polk	1
Worcester, Palm Beach	1
Winter Park, Alachua	1
Wilmington, Broward	1
Wheaton, Lee	1
Wesley Chapel, Alachua	1
Virginia Beach, Hernando	1
Waco, Broward	1
Washington, Broward	1
Umatilla, Alachua	1
University Of Central Florida, Monroe	1
Toms River, Dade	1
Gainesville, Baker	1
Gilmer, Dade	1
Grassy Key, Monroe	1
Haverford, Hillsborough	1
Herrin, Orange	1
Jupiter, Unknown	1
Kingsland, Duval	1
Kissimmee, Brevard	1
Jacksonville, Manatee	1
Jamaica, Broward	1
Jersey City, Polk	1
Los Angeles, Palm Beach	1
Marianna, Calhoun	1
Miami, Collier	1
Miami, St. Lucie	1
Marshall, Palm Beach	1
Melrose, Alachua	1
Miamf, Dade	1
Miami G, Dade	1
Lemoyne, Manatee	1
Lawrence Township, Palm Beach	1
Lyndhurst, Broward	1
Magnolia Square, Osceola	1
Maitland, Alachua	1

COVID-19: characteristics of 1,868,769 Florida resident cases

Data through Feb 26, 2021 verified as of Feb 27, 2021 at 09:25 AM

Data in this report are provisional and subject to change.

The table below includes the cities and counties of residence for cases in Florida residents based on the patient's ZIP Code. Note that city is not always received as part of the initial notification and may be missing while the case is being investigated.

City and county	Cases
Lake Placid, Alachua	1
Lake Worth Beach, Broward	1
Lander, Citrus	1
Las Vegas, Orange	1
Bryant, Alachua	1
Bronx, Broward	1
Buffalo, Palm Beach	1
Carol Stream, Orange	1
Castleberry, Escambia	1
Charlotte, Pasco	1
Apo, Pasco	1
Apopka, Flagler	1
99, Unknown	1
Alanson, Bay	1
Aollywoss, Dade	1
Boca Raton, Unknown	1
Bohealia, Lee	1
Blowing Rock, Polk	1
Belleair, Hillsborough	1
Dorchester, Orange	1
Deland, Polk	1
Cumberland, Palm Beach	1
Dade City, Hillsborough	1
Estero, Collier	1
Fanning Springs, Levy	1
Clear Brook, Lee	1
Crestview, Holmes	1
Columbus, Brevard	1
Cookeville, Seminole	1
Dallas, Lee	1
De Leon Springs, Putnam	1
Dearborn, Lee	1
Louisville, Manatee	1
Los Angeles Ca, Unknown	1
Littleton, Dade	1
Margate, Dade	1
Marshall, Dade	1
Mary Esther, Unknown	1
Medford, Palm Beach	1
Macdill Air Force Base, Hillsborough	1
Miami Beach, Broward	1
Miami Lakes, Unknown	1
Miami, Hillsborough	1
Miami, Manatee	1
Missing, Jackson	1
Leesburg, Marion	1
Lehigh Acres, Dade	1
Lewisburg, Pasco	1
Largo, Unknown	1
Lake City, Hamilton	1
La Grange, Dade	1
Harrison, Pinellas	1
Holly Ridge, Orange	1
Homeless, Polk	1
Homosassa, Hernando	1
Jerusalem, St. Johns	1
East Hampton, Palm Beach	1
Cypress, Leon	1
Davenport, Orange	1

COVID-19: characteristics of 1,868,769 Florida resident cases

Data through Feb 26, 2021 verified as of Feb 27, 2021 at 09:25 AM

Data in this report are provisional and subject to change.

The table below includes the cities and counties of residence for cases in Florida residents based on the patient's ZIP Code. Note that city is not always received as part of the initial notification and may be missing while the case is being investigated.

City and county	Cases
Daytona Beach, Unknown	1
Deland, St. Lucie	1
Deltona, Orange	1
Fort Myers-, Lee	1
Fort Pierce, Unknown	1
Foley, Escambia	1
Gainesville, Duval	1
Granada Hills, Broward	1
Guilford, Dade	1
Hailandale, Unknown	1
Conway, Leon	1
Coventry, Broward	1
Clermont, Volusia	1
Clewiston, Glades	1
Bridgeport, Dade	1
Bronx, Palm Beach	1
Cartersville, Unknown	1
Altoona, Marion	1
Anaheim, Unknown	1
Argyle, Walton	1
Athens, Duval	1
Bogota, Orange	1
Bradenton, Dade	1
Bradenton, Osceola	1
Zolfo Springs, Polk	1
Winter Park, Broward	1
Winter Park, Indian River	1
Winter Park, Lee	1
Westbrook, Dade	1
Wichita, Volusia	1
Washington, Unknown	1
Venice, Unknown	1
Vernon, Unknown	1
Winder Garden, Orange	1
Windermere, Leon	1
Windermere, Osceola	1
Windermere, Seminole	1
Winter Garden, Broward	1
Wells, Polk	1
Winter Garden, Pinellas	1
Tulsa, Orange	1
Sun City Center, Hardee	1
Tiffin, Highlands	1
Tallahassee, Duval	1
Tallahassee, Unknown	1
Tampa, Palm Beach	1
Tavares, Marion	1
Shelton, Manatee	1
Spring Hill , Hernando	1
Spring Hill, Dade	1
Starke, Clay	1
Stone Mountain, Palm Beach	1
Saint Petersburg, St. Lucie	1
Sandford, Seminole	1
Sarasota, Flagler	1
Saxis, Lee	1
Sebring, Lee	1
New Orleans, Palm Beach	1
Newark, Broward	1

COVID-19: characteristics of 1,868,769 Florida resident cases

Data through Feb 26, 2021 verified as of Feb 27, 2021 at 09:25 AM

Data in this report are provisional and subject to change.

The table below includes the cities and counties of residence for cases in Florida residents based on the patient's ZIP Code. Note that city is not always received as part of the initial notification and may be missing while the case is being investigated.

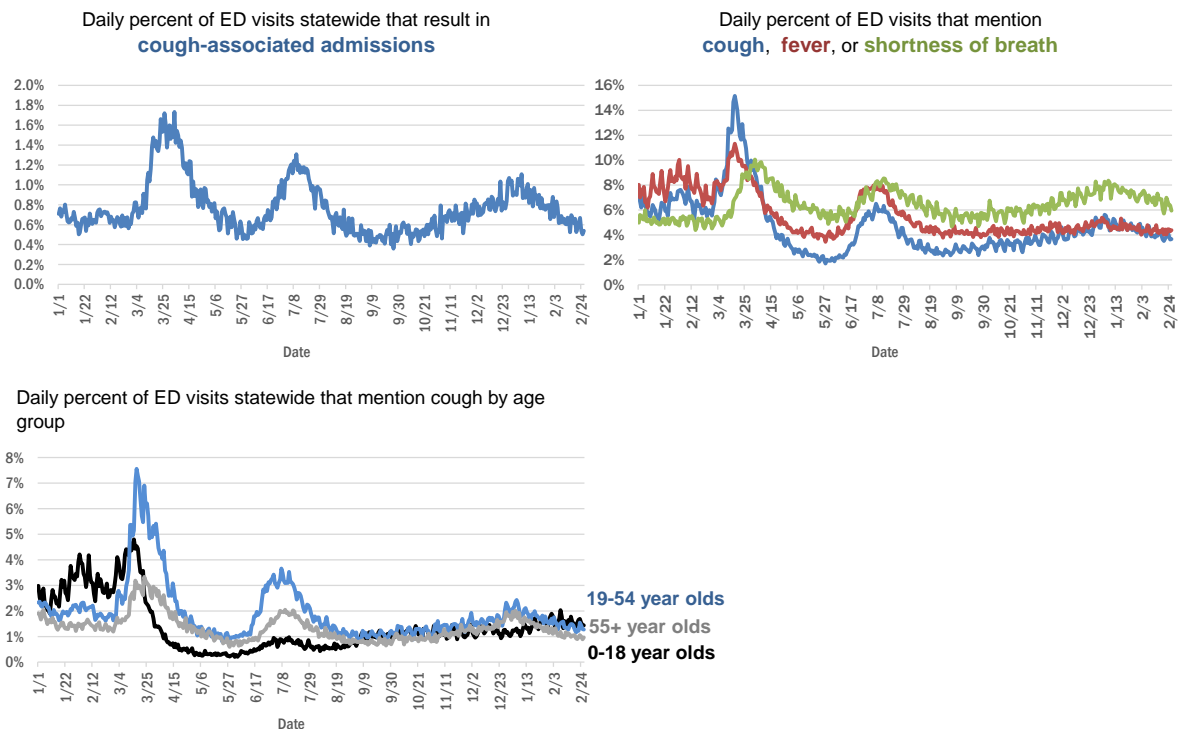
City and county	Cases
Newburgh, Bay	1
Navarre, Dade	1
Middlesburg, Duval	1
North Pole, Seminole	1
North Port, Lee	1
Ocoee, Osceola	1
Okeechobee, Broward	1
Old Town, Alachua	1
Ona, Manatee	1
Oooooo, Unknown	1
Orlando, Columbia	1
Orlando, Indian River	1
Orem, Broward	1
Saint Cloud, Unknown	1
Saint Johns, Unknown	1
Rye, Duval	1
Rex, Duval	1
Port Everglades, Broward	1
Parker, Dade	1
Parker, Leon	1
Pacifica, Dade	1
Peoria, Unknown	1
Plantation, Orange	1
Pompano Beach, Martin	1
Palm Coast, Alachua	1
Palm Coast, Polk	1
Ormond Beach, Unknown	1
Oviedo, Brevard	1
Orlando, Sarasota	1
Total	1,868,769

COVID-19: additional surveillance information

Data through Feb 26, 2021 verified as of Feb 27, 2021 at 09:25 AM

Data in this report are provisional and subject to change.

Statewide emergency department (ED) chief complaint and admission data



The Electronic Surveillance System for the Early Notification of Community-Based Epidemics (ESSENCE-FL) includes chief complaint data from 211 of 211 Florida EDs. Data are transmitted electronically to ESSENCE-FL daily or hourly.

COVID-19: testing by laboratory

Data through Feb 26, 2021 verified as of Feb 27, 2021 at 09:25 AM

Data in this report are provisional and subject to change.

The numbers in the table below represent the number of Florida and non-Florida residents for whom test results were received by the Department of Health. A person can be tested by more than one laboratory and can have both positive and negative results. **Therefore, the sum of the numbers in each column will be larger than the total number of people tested.**

Reporting lab	Inconclusive	Negative	Positive	Percent positive	Total
LABORATORY CORPORATION OF AMERICA	2,499	1,562,063	213,880	12%	1,778,442
CURATIVE LABS	13,912	1,471,686	222,459	13%	1,708,057
QUEST DIAGNOSTICS	11,582	1,333,920	197,220	13%	1,542,722
BIO REFERENCE LABORATORIES, INC	7,564	909,569	175,022	16%	1,092,155
HELIX	8,114	594,487	104,861	15%	707,462
REALTOX LABS LLC	6,264	579,461	95,214	14%	680,939
NOMI_HEALTH	2,348	382,554	54,760	12%	439,662
GENETWORX	661	390,602	32,959	8%	424,222
RCA LABORATORY SERVICES, LLC		373,000	40,089	10%	413,089
CDR MAGUIRE - HEALTH CARE CENTER		338,627	51,540	13%	390,167
EAST FLORIDA STATE COLLEGE - BREVARD		212,886	26,986	11%	239,872
IMPACT HEALTH BIOMETRIC TESTING, INC	1,024	212,019	24,792	10%	237,835
BPHL-JACKSONVILLE	18	177,511	31,237	15%	208,766
PWNHEALTH	1,305	172,484	23,910	12%	197,699
NOMI HEALTH LAB SERVICES		172,681	19,864	10%	192,545
ADVENTHEALTH LAB	99	152,316	19,890	12%	172,305
CB SMITH PARK		150,116	18,794	11%	168,910
MAKO GENOMICS	7,535	135,162	24,743	15%	167,440
PALM BEACH BALLPARK		151,042	15,609	9%	166,651
FULGENT DIAGNOSTICS LABORATORY	2,990	138,973	15,516	10%	157,479
BPHL-MIAMI	225	132,691	22,413	14%	155,329
MAYO CLINIC LABORATORIES	332	135,789	17,284	11%	153,405
ELABNETWORK	1,059	137,547	11,741	8%	150,347
BAYCARE LABORATORIES LLC	576	126,001	11,099	8%	137,676
MEMORIAL REGIONAL HOSPITAL SOUTH	25	109,528	22,556	17%	132,109
ASCENSION SACRED HEART HOSPITAL - PENSACOLA	2	110,848	17,592	14%	128,442
NORTHWEST LABORATORY	246	121,063	6,474	5%	127,783
ORLANDO HEALTH SYSTEM	680	111,111	11,679	9%	123,470
BIOCOLLECTIONS WORLDWIDE, INC	734	107,795	13,321	11%	121,850
ADVENT HEALTH LAB	112	101,260	13,956	12%	115,328
MEDICAL DIAGNOSTIC LABORATORIES	974	98,534	14,213	12%	113,721
AKESOGEN		87,497	16,932	16%	104,429
UF HEALTH MEDICAL LAB	33	94,817	8,913	9%	103,763
BPHL-TAMPA (SPECTRUM BLVD)	45	87,442	16,159	16%	103,646
TESTING MATTERS INC	551	87,574	15,012	15%	103,137
KORVALABS, INC	1,285	91,486	4,698	5%	97,469
TAMPA GENERAL HOSPITAL	4	88,130	8,504	9%	96,638
AEGIS SCIENCES CORPORATION	834	79,751	14,189	15%	94,774
DIATHERIX LABORATORIES (VRL EUROFINS)		82,048	12,294	13%	94,342
SUNPATH MEDICAL DIAGNOSTICS LABORATORY	810	77,219	11,908	13%	89,937
BAPTIST HEALTH SOUTH FLORIDA	348	72,875	11,371	13%	84,594
ASCENSION ST VINCENT'S - RIVERSIDE	1	67,708	9,860	13%	77,569
JACKSON MEMORIAL HOSPITAL CLINICAL LAB	79	59,815	11,067	16%	70,961
SOUTH MIAMI HOSPITAL LAB	425	61,233	8,877	13%	70,535
LAKELAND REGIONAL MEDICAL CENTER	129	61,998	8,289	12%	70,416
AMERICAN HEALTH ASSOCIATES	9	58,377	5,119	8%	63,505

COVID-19: testing by laboratory

Data through Feb 26, 2021 verified as of Feb 27, 2021 at 09:25 AM

Data in this report are provisional and subject to change.

The numbers in the table below represent the number of Florida and non-Florida residents for whom test results were received by the Department of Health. A person can be tested by more than one laboratory and can have both positive and negative results. **Therefore, the sum of the numbers in each column will be larger than the total number of people tested.**

Reporting lab	Inconclusive	Negative	Positive	Percent positive	Total
UF HEALTH SHANDS HOSPITAL	463	58,359	4,372	7%	63,194
INGENIOUS PERSONALIZED MEDICINE	196	48,743	10,131	17%	59,070
AIT LABORATORIES		51,523	6,273	11%	57,796
ARUP LABORATORIES	16	50,062	2,922	6%	53,000
APPLIED INGENUITY DIAGNOSTICS LLC		48,432	2,167	4%	50,599
BAPTIST HEALTH - JACKSONVILLE	4	46,337	3,841	8%	50,182
GENESIS REFERENCE LABORATORIES		43,924	4,977	10%	48,901
TALLAHASSEE MEMORIAL HOSPITAL	236	42,644	5,393	11%	48,273
VIRACOR EUROFINS		35,522	9,812	22%	45,334
SARASOTA MEMORIAL HOSPITAL MAIN LAB	12	40,042	3,566	8%	43,620
BROWARD GENERAL MEDICAL CENTER-CLINICAL LAB	2	38,252	4,169	10%	42,423
ADVENTIST HEALTH SYSTEMS SUNBELT INC DBA		37,104	4,328	10%	41,432
FLORIDA HOSPITAL - TAMPA	37	37,390	3,205	8%	40,632
NICKLAUS CHILDREN'S HOSPITAL	66	35,576	4,966	12%	40,608
MILLENNIUM PHYSICIAN GROUP	17	33,841	6,558	16%	40,416
LEE HEALTH - CAPE CORAL HOSPITAL	3	33,163	5,480	14%	38,646
UNIVERSITY OF MIAMI HOSPITAL	128	34,262	3,563	9%	37,953
MINUTECLINIC LLC		32,009	5,636	15%	37,645
DWIC OF TAMPA BAY INC		33,204	4,058	11%	37,262
ORANGE COUNTY CONVENTION CENTER		33,330	3,698	10%	37,028
UF HEALTH JACKSONVILLE	48	32,378	3,837	11%	36,263
MIAMI DADE COUNTY		32,093	3,528	10%	35,621
ECCO LAB GROUP CO	506	30,077	4,588	13%	35,171
WALGREENS	34	29,246	5,404	16%	34,684
MEDFAST URGENT CARE CENTERS, LLC	19	29,034	4,400	13%	33,453
NORTH FLORIDA REGIONAL MEDICAL CENTER		27,506	3,359	11%	30,865
MOUNT SINAI MEDICAL CENTER	10	27,386	2,996	10%	30,392
ST JOSEPHS HOSPITAL LABORATORY	23	26,547	3,504	12%	30,074
JUPITER MEDICAL CENTER LAB	79	26,976	2,629	9%	29,684
BRANDON REGIONAL HOSPITAL		26,183	3,455	12%	29,638
STS LAB 2 LLC	6	27,511	1,413	5%	28,930
INTEGRATED REGIONAL LABORATORIES LLP	1	24,620	3,908	14%	28,529
JFK MEDICAL CENTER LAB	1	23,792	3,100	12%	26,893
PALMETTO GENERAL HOSPITAL LAB	3	22,125	4,515	17%	26,643
GENESIS MEDICAL LABORATORY	352	21,874	4,192	16%	26,418
WATSON CLINIC LLP		21,190	4,945	19%	26,135
NIGHT LITE PEDIATRIC CENTER LLC		23,292	2,622	10%	25,914
MALABAR MEDICAL WALK IN CLINIC	1	20,904	4,169	17%	25,074
HOLY CROSS HOSPITAL CLINICAL LAB	1	22,760	2,152	9%	24,913
HEALTHLINK DIAGNOSTIC LABORATORIES	288	21,930	2,328	9%	24,546
ACCESS DX LABORATORY	222	21,870	2,078	9%	24,170
AVENTUS BIO LABS	16	20,692	3,084	13%	23,792
MORTON PLANT HOSPITAL-ADLER INSTITUTE	26	20,288	2,430	11%	22,744
PANCARE OF FLORIDA INC		20,009	2,439	11%	22,448

COVID-19: testing by laboratory

Data through Feb 26, 2021 verified as of Feb 27, 2021 at 09:25 AM

Data in this report are provisional and subject to change.

The numbers in the table below represent the number of Florida and non-Florida residents for whom test results were received by the Department of Health. A person can be tested by more than one laboratory and can have both positive and negative results. **Therefore, the sum of the numbers in each column will be larger than the total number of people tested.**

Reporting lab	Inconclusive	Negative	Positive	Percent positive	Total
STATLAB_MOBILE	1	20,054	2,032	9%	22,087
LAB DIAGNOSTICS LLC	390	16,073	5,313	24%	21,776
NAPLES COMMUNITY HOSPITAL	72	19,453	2,018	9%	21,543
DRS CLACK SPENCER WHITE & MCCORMACK PA D/B/A		19,360	1,978	9%	21,338
SAINT MARY'S MEDICAL CENTER	24	18,478	2,176	11%	20,678
ADVENT HEALTH - DAYTONA BEACH	32	18,890	1,676	8%	20,598
EXACT SCIENCES LABORATORIES		18,177	2,306	11%	20,483
PATIENTS FIRST LAKE ELLA MEDICAL CENTER PA		17,233	3,220	16%	20,453
UNITED CLINICAL LABORATORY LLC	3	17,475	2,310	12%	19,788
INFINITY BIOLOGIX LLC	54	18,735	818	4%	19,607
CLEVELAND CLINIC HOSPITAL LAB	4	17,102	2,230	12%	19,336
CLEVELAND CLINIC TRADITION HOSPITAL		17,185	1,254	7%	18,439
BAYFRONT HEALTH - ST PETERSBURG	17	15,966	2,359	13%	18,342
OSCEOLA REGIONAL MEDICAL CENTER	1	15,619	2,241	13%	17,861
LEESBURG REGIONAL MEDICAL CENTER		15,507	2,157	12%	17,664
HEALTH CENTER AT SINAI RESIDENCES		16,930	506	3%	17,436
BIOCERNA LABS	461	14,582	2,112	12%	17,155
HOMESTEAD HOSPITAL CLINICAL LABORATORY	27	14,003	3,012	18%	17,042
MEMORIAL HOSPITAL JACKSONVILLE	8	14,137	2,700	16%	16,845
WELLINGTON REGIONAL MED CTR LAB	6	14,468	1,795	11%	16,269
CLARITY LAB SOLUTIONS	92	14,329	1,776	11%	16,197
NORTHWEST MEDICAL CENTER	1	14,120	2,003	12%	16,124
ORANGE PARK MEDICAL CENTER	9	13,333	2,588	16%	15,930
INDIAN RIVER PATHOLOGY LLC		14,630	1,238	8%	15,868
ACCESS MEDICAL LABORATORIES	4	8,013	7,594	49%	15,611
FULGENT DIAGNOSTICS	169	14,334	977	6%	15,480
BETHESDA HOSPITAL EAST		13,978	1,440	9%	15,418
OAK HILL HOSPITAL		13,595	1,718	11%	15,313
DELRAY MEDICAL CENTER LAB	3	13,709	1,596	10%	15,308
VISTA CLINICAL DIAGNOSTICS	481	13,036	1,718	11%	15,235
WEST KENDALL BAPTIST HOSPITAL	13	12,065	2,833	19%	14,911
LAWNWOOD REGIONAL MEDICAL CENTER	1	12,796	2,079	14%	14,876
MEMORIAL REGIONAL HOSPITAL CLINICAL LABORATORY	10	13,665	945	6%	14,620
PRIVA PATH LABS	76	13,601	937	6%	14,614
INDIAN RIVER MEDICAL CENTER LAB		13,669	852	6%	14,521
BAPTIST HEALTHCARE - BAPTIST HOSPITAL	5	11,377	3,096	21%	14,478
BAPTIST HEALTH - SOUTH		13,172	1,172	8%	14,344
LEE HEALTH - LEE MEMORIAL HOSPITAL		10,729	3,558	25%	14,287
LARGO MEDICAL CENTER		12,656	1,592	11%	14,248
UHEALTH CORAL GABLES/LENNAR MED CTR	33	13,279	891	6%	14,203
THE HEALTHCARE DISTRICT OF PALM BEACH COUNTY	45	12,321	1,787	13%	14,153
WINTER HAVEN HOSPITAL CLINICAL LABORATORY	4	11,916	2,184	15%	14,104
NONA SCIENTIFIC	5	10,768	3,123	22%	13,896
ADVENTHEALTH CENTRA CARE LAKE BUENA VISTA		12,258	1,564	11%	13,822

COVID-19: testing by laboratory

Data through Feb 26, 2021 verified as of Feb 27, 2021 at 09:25 AM

Data in this report are provisional and subject to change.

The numbers in the table below represent the number of Florida and non-Florida residents for whom test results were received by the Department of Health. A person can be tested by more than one laboratory and can have both positive and negative results. **Therefore, the sum of the numbers in each column will be larger than the total number of people tested.**

Reporting lab	Inconclusive	Negative	Positive	Percent positive	Total
WEST FLORIDA HOSPITAL LAB	1	10,717	2,954	22%	13,672
CARDIOPATH	84	11,687	1,692	13%	13,463
MEDICAL CENTER OF TRINITY CLINICAL LABORATORY	2	11,854	1,398	11%	13,254
PALMS WEST HOSPITAL LAB	2	11,273	1,840	14%	13,115
GOOD SAMARITAN MEDICAL CENTER LAB	2	11,290	1,687	13%	12,979
WESTSIDE REGIONAL MED CTR	2	11,044	1,897	15%	12,943
MOLECULAR INFECTIOUS DISEASES	455	12,026	412	3%	12,893
NEMOURS CHILDRENS HOSPITAL	1	12,020	726	6%	12,747
MERCY HOSPITAL A CAMPUS OF PLANTATION GEN HOSP LAB	1	10,724	1,994	16%	12,719
MEDRITE MEDICAL CARE, PC	5,915	6,023	568	5%	12,506
ST ANTHONY'S HOSPITAL LAB	30	10,959	1,505	12%	12,494
REGIONAL MEDICAL CENTER BAYONET POINT	2	11,429	1,004	8%	12,435
GULF COAST MEDICAL CENTER MICROLAB		9,730	2,692	22%	12,422
THE VILLAGES REGIONAL HOSPITAL		10,975	1,270	10%	12,245
LAKE CITY HM		11,147	988	8%	12,135
BINAXNOW	9	9,173	2,841	24%	12,023
FLORIDA HOSPITAL WATERMAN LABORATORY	70	10,997	862	7%	11,929
CAPITAL REGIONAL MEDICAL CTR		9,526	2,328	20%	11,854
PWN HEALTH	17	9,712	2,072	18%	11,801
AVENTURA HOSPITAL LAB		9,534	2,227	19%	11,761
CORAL GABLES HOSPITAL CLINICAL LABORATORY		9,870	1,841	16%	11,711
ST MARKS HOSPITAL LABORATORY B	78	10,627	1,002	9%	11,707
HALIFAX MEDICAL CENTER LAB	37	9,903	1,721	15%	11,661
GENOVA DIAGNOSTICS LABORATORY	61	10,525	1,028	9%	11,614
WEST BOCA MEDICAL CENTER LAB		10,649	863	7%	11,512
BLAKE MEDICAL CENTER		10,072	1,436	12%	11,508
ST JOSEPHS HOSPITAL	18	9,965	1,521	13%	11,504
FLORIDA LABORATORY ANALYSIS		10,027	1,468	13%	11,495
BAPTIST HEALTH SOUTH FLORIDA - WEST KENDALL URGENT CARE		9,521	1,836	16%	11,357
MANATEE MEMORIAL HOSPITAL		10,318	985	9%	11,303
LEE HEALTH - HEALTH PARK MEDICAL CENTER		9,470	1,823	16%	11,293
PATHNOSTICS	41	8,808	2,355	21%	11,204
COAST DIAGNOSTICS LLC	45	9,900	1,212	11%	11,157
LARKIN COMMUNITY HOSPITAL	10	9,598	1,456	13%	11,064
PALM BEACH GARDENS MEDICAL CTR LAB		9,966	1,098	10%	11,064
MEASE COUNTRYSIDE LAB	14	9,638	1,186	11%	10,838
PRECISION HEALTH RESOURCES LLC		10,032	661	6%	10,693
LAKE CITY MEDICAL CENTER		8,406	2,168	21%	10,574
FLORIDA HOSPITAL HEARTLAND MED CTR CLINICAL LAB	33	9,109	1,360	13%	10,502
LARKIN COMMUNITY HOSPITAL INC DBA CARDIOTROPIC		6,820	3,621	35%	10,441
VIKOR SCIENTIFIC	47	8,563	1,774	17%	10,384
ADVENT HEALTH - WESLEY CHAPEL	14	9,214	966	9%	10,194
NATIONWIDE LABORATORY SERVICES INC	345	8,512	1,327	13%	10,184
PLANTATION GENERAL HOSPITAL		8,591	1,592	16%	10,183
FLORIDA MEDICAL CENTER - A CAMPUS OF NORTH SHORE	2	8,696	1,203	12%	9,901
DOCTORS HOSPITAL	7	8,262	1,628	16%	9,897

COVID-19: testing by laboratory

Data through Feb 26, 2021 verified as of Feb 27, 2021 at 09:25 AM

Data in this report are provisional and subject to change.

The numbers in the table below represent the number of Florida and non-Florida residents for whom test results were received by the Department of Health. A person can be tested by more than one laboratory and can have both positive and negative results. **Therefore, the sum of the numbers in each column will be larger than the total number of people tested.**

Reporting lab	Inconclusive	Negative	Positive	Percent positive	Total
LABS ASAP LLC		8,888	980	10%	9,868
SRQ DRIVE THROUGH		8,944	905	9%	9,849
LEON MEDICAL CENTERS LLC		7,709	2,081	21%	9,790
SARKIS CLINICAL TRIALS	25	8,517	1,244	13%	9,786
CENTRAL FLORIDA REGIONAL HOSPITAL		8,742	1,015	10%	9,757
EXPRESS GENE MOLECULAR DIAGNOSTICS LABORATORY		8,335	1,399	14%	9,734
AMERICAN FAMILY CARE		5,429	4,296	44%	9,725
SYNERGY DIAGNOSTIC LABORATORY	93	8,540	1,050	11%	9,683
AVECINA	17	8,956	699	7%	9,672
LABSTAT LLC	3	9,193	435	5%	9,631
P4 CLINICAL, LLC	201	8,466	954	10%	9,621
PALM BEACH BALL PARK		8,605	1,015	11%	9,620
AVECINA MEDICAL	4	6,202	3,378	35%	9,584
NORTHSIDE HOSPITAL AND HEART INSTITUTE		8,592	979	10%	9,571
CORAL SPRINGS MED CTR		8,538	926	10%	9,464
BOSTON HEART DIAGNOSTICS CORP		8,203	1,198	13%	9,401
NCF DIAGNOSTICS & DNA TECHNOLOGIES LAB	156	8,633	493	5%	9,282
FLORIDA HOSPITAL DELAND	10	8,079	1,174	13%	9,263
ADVENTHEALTH CENTRA CARE WATERFORD LAKES		7,738	1,518	16%	9,256
CernerELR_Advent		7,791	1,220	14%	9,011
CERNERELR_BAYCARE	43	8,320	616	7%	8,979
INFORM DIAGNOSTICS, INC		8,349	496	6%	8,845
BAPTIST HEALTH SOUTH FLORIDA - COUNTRY WALK URGENT CARE		7,308	1,533	17%	8,841
WEST PALM HOSPITAL LAB		8,022	698	8%	8,720
OCALA REGIONAL MEDICAL CENTER		7,535	1,160	13%	8,695
FLORIDA HOSPITAL FLAGLER	29	7,864	769	9%	8,662
BROWARD HEALTH NORTH CLINICAL LABORATORY		7,648	983	11%	8,631
MEDARBOR DIAGNOSTICS	1	7,475	1,109	13%	8,585
NORTH SHORE MEDICAL CENTER		7,089	1,451	17%	8,540
ADVENTHEALTH CENTRA CARE ST CLOUD	1	7,339	1,173	14%	8,513
AMELIA EARHART		7,248	1,259	15%	8,507
FLORIDA HOSPITAL ZEPHYRHILLS	10	7,522	925	11%	8,457
LEE HEALTH - GULF COAST MEDICAL CENTER	2	6,702	1,701	20%	8,405
AVECINA MEDICAL OAKLEAF	3	6,977	1,330	16%	8,310
FLORIDA HOSPITAL OF CARROLLWOOD	23	7,109	1,164	14%	8,296
CERNERELR_BAPTISTMIAMI	31	7,313	862	11%	8,206
HEALTHQUEST ESOTERICS		6,821	1,372	17%	8,193
INFINITY BIOLOGIX LLC (GINKO BIOWORKS)	27	7,902	236	3%	8,165
SYNERGY LABORATORIES	7	6,995	1,066	13%	8,068
ALL CHILDREN'S HOSPITAL		7,507	554	7%	8,061
SOUTH BAY HOSPITAL CLINICAL LAB	1	7,119	857	11%	7,977
CLEVELAND CLINIC MARTIN SOUTH HOSPITAL	1	7,082	880	11%	7,963
H LEE MOFFITT CANCER CENTER LABORATORY	1	7,629	218	3%	7,848
SANTA ROSA MEDICAL CENTER		6,380	1,387	18%	7,767
BAPTIST HEALTH SOUTH FLORIDA - MIAMI LAKES URGENT CARE		6,075	1,653	21%	7,728
BAYCARE COMMUNITY HEALTH		7,499	188	2%	7,687

COVID-19: testing by laboratory

Data through Feb 26, 2021 verified as of Feb 27, 2021 at 09:25 AM

Data in this report are provisional and subject to change.

The numbers in the table below represent the number of Florida and non-Florida residents for whom test results were received by the Department of Health. A person can be tested by more than one laboratory and can have both positive and negative results. **Therefore, the sum of the numbers in each column will be larger than the total number of people tested.**

Reporting lab	Inconclusive	Negative	Positive	Percent positive	Total
POINCIANA MEDICAL CENTER		5,976	1,683	22%	7,659
MEMORIAL HOSPITAL WEST LABORATORY SERVICES	14	6,939	699	9%	7,652
KD MEDICAL CHOICE LLC	5	6,903	723	9%	7,631
NCH NORTH NAPLES HOSPITAL LAB	15	6,733	830	11%	7,578
ISPM LABS, LLC DBA CAPSTONE DIAGNOSTICS, LLC		7,196	382	5%	7,578
BAPTIST HEALTH - BEACHES		6,942	617	8%	7,559
ANNE BATES LEACH EYE HOSPITAL/ ABLEH MICROBIOLOGY LABORATORY	9	7,340	106	1%	7,455
MEMORIAL HOSPITAL MICRO		6,884	497	7%	7,381
WEST MARION COMMUNITY HOSPITAL LAB		6,119	1,259	17%	7,378
CLEVELAND CLINIC MARTIN NORTH HOSPITAL		6,521	849	12%	7,370
ST LUCIE MEDICAL CENTER		5,794	1,398	19%	7,192
MORTON PLANT-MEASE	5	6,478	666	9%	7,149
ARCPPOINT LABS OF FORT MYERS	4	6,242	883	12%	7,129
ADVENTHEALTH CENTRA CARE CLERMONT		6,113	1,001	14%	7,114
LAKEWOOD RANCH MEDICAL CENTER		6,542	570	8%	7,112
GENE BY GENE, GENOMICS RESEARCH CENTER LAB	44	6,618	393	6%	7,055
FLORIDA HOSPITAL FISH MEMORIAL	19	5,972	1,051	15%	7,042
ADVENTHEALTH CENTRA CARE UNIVERSITY	1	6,221	792	11%	7,014
ADVENTHEALTH CENTRA CARE WINTER GARDEN	1	6,157	760	11%	6,918
ADVENTHEALTH CENTRA CARE WINTER PARK		6,235	681	10%	6,916
LUMINUS DIAGNOSTICS		6,271	553	8%	6,824
BAPTIST HEALTH SOUTH FLORIDA - WESTCHESTER URGENT CARE		5,571	1,218	18%	6,789
FLORIDA HOSPITAL Ocala		5,753	888	13%	6,641
AVERO DIAGNOSTICS - IRVING	11	6,122	466	7%	6,599
ADVENTHEALTH CENTRA CARE LAKELAND	1	5,717	876	13%	6,594
VISTA CLINICAL	8	3,871	2,710	41%	6,589
HIALEAH HOSPITAL	4	5,084	1,451	22%	6,539
MEDEXPRESS URGENT CARE	2	4,435	2,079	32%	6,516
ADVENTHEALTH CENTRA CARE DR PHILLIPS		5,888	603	9%	6,491
BAPTIST HEALTH SOUTH FLORIDA - DORAL URGENT CARE		5,199	1,289	20%	6,488
ADVENTHEALTH CENTRA CARE LEE ROAD		5,751	657	10%	6,408
UNKNOWN	3	3,355	2,975	47%	6,333
INDIAN RIVER MEDICAL CENTER		5,459	858	14%	6,317
OVIEDO MEDICAL CENTER		5,643	645	10%	6,288
HOLIDAY CVS LLC		5,962	279	4%	6,241
BAPTIST HEALTH - NASSAU		5,852	340	5%	6,192
ST JOSEPHS NORTH HOSPITAL LAB	7	5,281	859	14%	6,147
ATLANTIS URGENT CARE	1	4,579	1,562	25%	6,142
IMPERIAL POINT MEDICAL CENTER		5,603	529	9%	6,132
EMERALD COAST URGENT CARE		4,682	1,421	23%	6,103
ADVENTHEALTH CENTRA CARE HUNTERS CREEK	3	5,251	835	14%	6,089
NCH DOWNTOWN NAPLES HOSPITAL	13	5,487	588	10%	6,088
BAYFRONT HEALTH - PORT CHARLOTTE		5,592	493	8%	6,085
SOLARIS DIAGNOSTICS	10	5,466	568	9%	6,044
COMMUNITY HEALTH CENTERS OF PINELLAS INC		4,776	1,211	20%	5,987
ADVENTHEALTH CENTRA CARE SANFORD		5,259	687	12%	5,946

COVID-19: testing by laboratory

Data through Feb 26, 2021 verified as of Feb 27, 2021 at 09:25 AM

Data in this report are provisional and subject to change.

The numbers in the table below represent the number of Florida and non-Florida residents for whom test results were received by the Department of Health. A person can be tested by more than one laboratory and can have both positive and negative results. **Therefore, the sum of the numbers in each column will be larger than the total number of people tested.**

Reporting lab	Inconclusive	Negative	Positive	Percent positive	Total
ST PETERSBURG GENERAL HOSPITAL		4,998	914	15%	5,912
FORT WALTON BEACH MEDICAL CENTER		5,009	876	15%	5,885
ADVENTHEALTH CENTRA CARE MOUNT DORA		4,926	953	16%	5,879
MEDEXPRESS URGENT CARE OF BOYNTON BEACH LLC		5,465	412	7%	5,877
ADVENTHEALTH CENTRA CARE LAKE MARY	2	5,095	751	13%	5,848
BAYFRONT HEALTH - VENICE REGIONAL MEDICAL	1	5,338	505	9%	5,844
ADVENTHEALTH CENTRA CARE KISSIMMEE		5,174	591	10%	5,765
ADVENTHEALTH CENTRA CARE APOPKA	1	4,905	788	14%	5,694
CLINICAL REFERENCE LABORATORY	2	5,367	288	5%	5,657
SUNCOAST PATHOLOGY ASSOCIATES		5,099	486	9%	5,585
BAPTIST HEALTH SOUTH FLORIDA - PEMBROKE PINES URGENT CARE		4,641	926	17%	5,567
NCH NORTH NAPLES HOSPITAL	6	4,902	632	11%	5,540
FLORIDA HOSPITAL NORTH PINELLAS	11	5,076	453	8%	5,540
ADVENTIST HEALTH SYSTEMS, SUNBELT INC		4,838	682	12%	5,520
MEDEXPRESS URGENT CARE HUDSON		4,771	745	14%	5,516
EMPIRE CITY LABORATORIES INC	60	4,652	765	14%	5,477
TROPICANA FIELD - LOT 2	19	4,935	486	9%	5,440
PARAMOUNT URGENT CARE		2,767	2,650	49%	5,417
NORTHWEST FLORIDA COMMUNITY HOSPITAL	38	3,953	1,404	26%	5,395
SUNRISE MEDICAL LABORATORIES	2	5,020	372	7%	5,394
SOUTH FLORIDA BAPTIST HOSPITAL MICRO	4	4,507	875	16%	5,386
ADVENTHEALTH CENTRA CARE ALTAMONTE		4,720	659	12%	5,379
EGLIN AIR FORCE BASE	13	3,806	1,499	28%	5,318
MIAMI BEACH CONVENTION CENTER		5,054	242	5%	5,296
MARTIN HOSPITAL SOUTH LAB		4,966	288	5%	5,254
DOCTORS URGENT CARE LLC	1	4,257	966	18%	5,224
ANGEL KIDS PEDIATRICS		4,914	305	6%	5,219
MICROGEN DX	4	4,491	681	13%	5,176
ADVENTHEALTH EXPRESS CARE		4,226	937	18%	5,163
PUTNAM COMMUNITY MEDICAL CENTER		4,474	672	13%	5,146
ADVENTHEALTH CENTRA CARE AZALEA PARK		4,362	730	14%	5,092
TRINITY SPRINGS		4,357	729	14%	5,086
BAPTIST HEALTH SOUTH FLORIDA - CORAL SPRINGS URGENT CARE		4,370	711	14%	5,081
MEDICAL DNA LABS LLC	3	4,624	448	9%	5,075
PRO CLINIC		3,993	1,038	21%	5,031
DYNIX DIAGNOSTIX		4,553	433	9%	4,986
AHCC WESLEY CHAPEL		4,444	534	11%	4,978
ACUTIS DIAGNOSTICS	17	3,958	984	20%	4,959
ADVENTHEALTH CENTRA CARE OVIEDO		4,235	686	14%	4,921
URGENT CARE OF THE PALM BEACHES		4,071	846	17%	4,917
ESCAMBIA COMMUNITY CLINICS INC	8	3,628	1,223	25%	4,859
UNIVERSITY HOSPITAL AND MEDICAL CENTER		3,692	1,158	24%	4,850
COASTAL MED URGENT CARE		3,379	1,468	30%	4,847
URGENT CARE CURE	2	4,120	681	14%	4,803
BAPTIST HEALTH - NORTH		3,743	1,044	22%	4,787
DOCTORS URGENT CARE OF LUTZ LLC	1	3,818	935	20%	4,754

COVID-19: testing by laboratory

Data through Feb 26, 2021 verified as of Feb 27, 2021 at 09:25 AM

Data in this report are provisional and subject to change.

The numbers in the table below represent the number of Florida and non-Florida residents for whom test results were received by the Department of Health. A person can be tested by more than one laboratory and can have both positive and negative results. **Therefore, the sum of the numbers in each column will be larger than the total number of people tested.**

Reporting lab	Inconclusive	Negative	Positive	Percent positive	Total
LEE HEALTH CONVENIENT CARE - PAGE FIELD		4,169	581	12%	4,750
FLORIDA FAMILY LABORATORY, INC DBA	37	4,261	398	8%	4,696
ADVENTHEALTH CENTRA CARE LONGWOOD		4,140	553	12%	4,693
QDX PATHOLOGY SERVICES	2	4,321	349	7%	4,672
ADVENT HEALTH - HEART OF FLORIDA ER	1	4,000	656	14%	4,657
PALMS OF PASADENA HOSPITAL		4,146	510	11%	4,656
ADVENTHEALTH CENTRA CARE SOUTH ORANGE		3,987	659	14%	4,646
MINUTECLINIC		3,996	636	14%	4,632
ADVENTHEALTH CENTRA CARE ORANGE LAKE		4,092	522	11%	4,614
BAPTIST HEALTH SOUTH FLORIDA - TAMIAI TRAIL URGENT CARE		3,702	898	20%	4,600
NIGHT LITE PEDIATRICS	4	3,341	1,254	27%	4,599
MINUTECLINIC LLC #3703		3,838	759	17%	4,597
MEDEXPRESS URGENT CARE - ESTERO		4,115	470	10%	4,585
THE CENTER FOR URGENT CARE	3	3,793	762	17%	4,558
ADVENTHEALTH CENTRA CARE PORT ORANGE		3,811	736	16%	4,547
MEDEXPRESS URGENT CARE - ROYAL PALM BEACH		4,056	465	10%	4,521
PEDIATRIC HEALTH CARE ALLIANCE PA		4,138	373	8%	4,511
DOCTORS HOSPITAL OF SARASOTA CLINICAL LABORATORY		3,924	585	13%	4,509
MOFFITT CANCER CENTER	6	4,398	97	2%	4,501
FLORIDA COMMUNITY HEALTH CENTER		3,533	967	21%	4,500
WESTCHESTER HOSPITAL	23	3,622	855	19%	4,500
BAPTIST HEALTH SOUTH FLORIDA - KENDALE LAKES URGENT CARE		3,618	881	20%	4,499
BAPTIST HEALTH SOUTH FLORIDA - CORAL GABLES (UNIVERSITY) URGENT CARE		3,862	609	14%	4,471
HEALTH FIRST ADVENTHEALTH CENTRA CARE TITUSVILLE		3,970	477	11%	4,447
HEALTH FIRST ADVENTHEALTH CENTRA CARE GATEWAY	1	3,995	447	10%	4,443
ADVENTHEALTH CENTRA CARE SAND LAKE		3,966	450	10%	4,416
RAULERSON HOSPITAL		3,636	764	17%	4,400
MEDEXPRESS URGENT CARE PALM BEACH GARDENS		4,019	364	8%	4,383
ADVENTHEALTH CENTRA CARE LEESBURG		3,564	815	19%	4,379
MEDEXPRESS URGENT CARE - GOLDEN GATE		3,884	472	11%	4,356
BAPTIST HEALTH SOUTH FLORIDA - PINECREST URGENT CARE		3,762	591	14%	4,353
TALLAHASSEE PRIMARY CARE ASSOCIATES		3,785	549	13%	4,334
MEASE DUNEDIN HOSPITAL	5	3,877	436	10%	4,318
BAPTIST HEALTH SOUTH FLORIDA - CORAL GABLES URGENT CARE		3,561	711	17%	4,272
LABORATORY OF FLORIDA LLC	40	3,906	308	7%	4,254
PALMS MEDICAL GROUP	5	2,966	1,210	29%	4,181
BAPTIST HEALTH SOUTH FLORIDA - PALMETTO BAY URGENT CARE		3,484	667	16%	4,151
PARAMOUNT URGENT CARE - WINDERMERE		2,708	1,428	35%	4,136
MEDCOMP SCIENCES LLC	77	2,231	1,810	44%	4,118
NIGHT LITE PEDIATRICS URGENT CARE	1	3,414	638	16%	4,053
BETHESDA HOSPITAL WEST		3,638	413	10%	4,051
BAYFRONT HEALTH - SEVEN RIVERS		3,687	349	9%	4,036
ASCENSION SACRED HEART - EMERALD COAST		3,327	694	17%	4,021
MEDEXPRESS URGENT CARE - LAKE LAND		3,546	474	12%	4,020
PHYSICIANS REGIONAL MEDICAL CENTER - PINE RIDGE RD	1	3,265	735	18%	4,001
GENESIS DIAGNOSTICS		3,753	241	6%	3,994

COVID-19: testing by laboratory

Data through Feb 26, 2021 verified as of Feb 27, 2021 at 09:25 AM

Data in this report are provisional and subject to change.

The numbers in the table below represent the number of Florida and non-Florida residents for whom test results were received by the Department of Health. A person can be tested by more than one laboratory and can have both positive and negative results. **Therefore, the sum of the numbers in each column will be larger than the total number of people tested.**

Reporting lab	Inconclusive	Negative	Positive	Percent positive	Total
BAYA PHARMACY & URGENT CARE		2,900	1,067	27%	3,967
US BIOTEK LABORATORIES	14	3,579	363	9%	3,956
PREMIER URGENT CARE OF BREVARD LLC	3	3,435	500	13%	3,938
SPORTS DRUG TESTING LABORATORY	61	3,750	121	3%	3,932
TWIN CITIES HOSPITAL	1	3,399	488	13%	3,888
MEMORIAL HOSPITAL- MIRAMAR	12	3,550	295	8%	3,857
VENTURE MEDICAL OF FLORIDA LLC		3,558	293	8%	3,851
DOCTORS TEST CENTERS		3,341	431	11%	3,772
ADVENTHEALTH CENTRA CARE		3,352	411	11%	3,763
ADVENTHEALTH PROMPT CARE	2	2,680	1,067	28%	3,749
BAYFRONT HEALTH - BROOKSVILLE		3,292	450	12%	3,742
ADVENTHEALTH CENTRA CARE COLONIAL TOWN	2	3,294	388	11%	3,684
DESOTO MEMORIAL HOSPITAL	3	2,998	661	18%	3,662
MINUTECLINIC LLC #1067		3,199	461	13%	3,660
MINUTECLINIC LLC		3,125	517	14%	3,642
ACCU REFERENCE MEDICAL LAB	9	2,851	768	21%	3,628
CLARITY LAB SOLUTIONS LLC		3,608	4	0%	3,612
ENGLEWOOD COMMUNITY HOSPITAL		3,249	333	9%	3,582
SIPARADIGM LLC	51	3,267	241	7%	3,559
BAPTIST HEALTH SOUTH FLORIDA - DAVIE URGENT CARE		2,931	615	17%	3,546
LAKEVIEW MEDICAL CENTER		2,754	771	22%	3,525
MINUTECLINIC LLC # 0709		3,007	514	15%	3,521
BAYFRONT HEALTH - PUNTA GORDA		3,252	259	7%	3,511
AMELIA URGENT CARE		1,908	1,562	45%	3,470
MINUTECLINIC LLC #8396		2,950	490	14%	3,440
MIDWAY SPECIALTY CARE CENTER DIAGNOSTICS	38	3,114	237	7%	3,389
BAPTIST HEALTH SOUTH FLORIDA - WESTON URGENT CARE		2,931	396	12%	3,327
MEDEXPRESS URGENT CARE CAPE CORAL		2,826	477	14%	3,303
BAYFRONT HEALTH - SPRING HILL		3,004	295	9%	3,299
BARTOW REGIONAL MEDICAL CENTER	1	2,721	517	16%	3,239
ALTRU DIAGNOSTICS INC	2	3,079	157	5%	3,238
ADVENTIST HEALTH SYSTEMS SUNBELT IN DBA		2,893	340	11%	3,233
PHARMCO RX	2	2,950	234	7%	3,186
HEALTH FIRST ADVENTHEALTH CENTRA CARE COCOA		2,878	302	9%	3,180
HIGHLANDS REGIONAL MEDICAL CENTER		2,449	718	23%	3,167
BAPTIST HEALTH URGENT CARE AT SAWGRASS		2,623	510	16%	3,133
PRECISION HEALTH SOLUTIONS		2,929	167	5%	3,096
QUICK CARE MED PL	2	2,464	622	20%	3,088
BAPTIST HEALTH SOUTH FLORIDA - BRICKELL URGENT CARE		2,558	522	17%	3,080
IMMOKALEE CHD		2,852	207	7%	3,059
HOLIDAY CVS LLC DBA CVS PHARMACY #5154		2,953	82	3%	3,035
BRASHEAR'S VITAL CARE CORP		2,372	636	21%	3,008
MINUTECLINIC LLC #3631		2,523	455	15%	2,978
WALGREEN CO	2	2,640	333	11%	2,975
SELECT LABORATORIES - MARION COUNTY, FL LLC	5	2,668	300	10%	2,973
HEALTH FIRST ADVENTHEALTH CENTRA CARE MALABAR		2,674	293	10%	2,967

COVID-19: testing by laboratory

Data through Feb 26, 2021 verified as of Feb 27, 2021 at 09:25 AM

Data in this report are provisional and subject to change.

The numbers in the table below represent the number of Florida and non-Florida residents for whom test results were received by the Department of Health. A person can be tested by more than one laboratory and can have both positive and negative results. **Therefore, the sum of the numbers in each column will be larger than the total number of people tested.**

Reporting lab	Inconclusive	Negative	Positive	Percent positive	Total
MEDEXPRESS URGENT CARE - DELAND		2,656	311	10%	2,967
MEDEXPRESS URGENT CARE LEHIGH ACRES		2,593	374	13%	2,967
MINUTE CLINIC LLC		2,576	388	13%	2,964
HOLMES REG MED CENTER CLINICAL LAB		2,539	414	14%	2,953
MC DIAGNOSTIC OF CONNECTICUT, PC #2220		2,517	424	14%	2,941
MINUTECLINIC LLC 5852		2,489	438	15%	2,927
VETERANS AFFAIRS MEDICAL CENTER - ORLANDO	1	1,343	1,573	54%	2,917
STONE CLINICAL LABORATORIES		2,790	96	3%	2,886
WALGREENS ORLANDO	3	2,535	340	12%	2,878
ADVENTHEALTH CENTRA CARE KIDS LAKE MARY		2,646	211	7%	2,857
MEMORIAL HOSPITAL PEMBROKE	3	2,498	334	12%	2,835
PRIMEHEALTH URGENT CARE INC		2,435	399	14%	2,834
ADVENT HEALTH CENTRA CARE - WINTER PARK KIDS URGENT CARE	4	2,564	246	9%	2,814
BMCT Molecular Diagnostics Subsection		2,319	487	17%	2,806
VERILY LIFE SCIENCES		2,777	28	1%	2,805
MINUTECLINIC LLC #3463		2,343	454	16%	2,797
MINUTECLINIC LLC #5249		2,213	574	21%	2,787
PROHEALTH	3	1,250	1,512	55%	2,765
ADVENT HEALTH - NEW SMYRNA		2,178	558	20%	2,736
MINUTECLINIC LLC #5253		2,241	460	17%	2,701
CITRUS MEMORIAL HOSPITAL LABORATORY		2,248	452	17%	2,700
MEDONE PLLC		2,033	665	25%	2,698
BAPTIST HEALTH - CLAY		2,301	375	14%	2,676
PARAMOUNT URGENT CARE INC		937	1,732	65%	2,669
NXGEN MDX LLC	4	2,374	290	11%	2,668
MARINERS HOSPITAL		2,405	261	10%	2,666
BAPTIST HEALTH EMERGENCY CENTER COUNTRY WALK	1	2,240	424	16%	2,665
CARENOW URGENT CARE		1,605	1,051	40%	2,656
GESSLER CLINIC	2	1,770	878	33%	2,650
ACCESS POINT HEALTHCARE URGENT & PRIMARY CARE	2	1,986	648	25%	2,636
EMERALD COAST URGENT CARE, LLC	1	1,968	660	25%	2,629
WELLINGTON REGIONAL MEDICAL CENTER		2,360	246	9%	2,606
SCION LAB SERVICES LLC	24	2,371	191	7%	2,586
BAPTIST HEALTHCARE - GULF BREEZE HOSPITAL	3	2,132	447	17%	2,582
ADVENT HEALTH - OCALA		2,124	447	17%	2,571
MARION E FETHER MEDICAL CENTER, THE		2,358	213	8%	2,571
PARAMOUNT URGENT CARE - ORLANDO		1,687	876	34%	2,563
BLUE MED CONSULTANTS		2,452	103	4%	2,555
MEDEXPRESS URGENT CARE - VERO BEACH		2,214	338	13%	2,552
SACRED HEART HEALTH SYSTEM, INC	1	1,699	841	33%	2,541
MINUTECLINIC LLC #4415		2,114	405	16%	2,519
MEDEXPRESS FORT MYERS		2,211	308	12%	2,519
PARAMOUNT URGENT CARE - OVIEDO		1,718	793	32%	2,511
MINUTECLINIC LLC #5190		2,088	420	17%	2,508
BAPTIST HEALTH - OAKLEAF		2,051	433	17%	2,484
MINUTECLINIC LLC #5854		2,089	395	16%	2,484

COVID-19: testing by laboratory

Data through Feb 26, 2021 verified as of Feb 27, 2021 at 09:25 AM

Data in this report are provisional and subject to change.

The numbers in the table below represent the number of Florida and non-Florida residents for whom test results were received by the Department of Health. A person can be tested by more than one laboratory and can have both positive and negative results. **Therefore, the sum of the numbers in each column will be larger than the total number of people tested.**

Reporting lab	Inconclusive	Negative	Positive	Percent positive	Total
EMERALD COAST URGENT CARE LLC		1,804	653	27%	2,457
MEDEXPRESS URGENT CARE CORAL SPRINGS		2,203	246	10%	2,449
COMMUNITY HEALTH NORTHWEST FLORIDA	4	1,856	549	23%	2,409
BAPTIST HEALTH SOUTH FLORIDA - MIAMI BEACH URGENT CARE		2,033	342	14%	2,375
LOWER KEYS MEDICAL CENTER		2,118	253	11%	2,371
AMERICAN RESEARCH LABS		2,144	225	9%	2,369
PHYSICIANS STAT LAB	3	1,066	1,272	54%	2,341
ADVENTHEALTH CENTRA CARE CONWAY		1,978	356	15%	2,334
MEDEXPRESS URGENT CARE - CLEWISTON		1,944	376	16%	2,320
LEE HEALTH - COCONUT POINT CLINICAL LAB	2	1,872	433	19%	2,307
PHYSICIAN ASSOCIATES		2,068	237	10%	2,305
MINUTECLINIC LLC #3662		1,940	334	15%	2,274
MINUTECLINIC LLC #7886		1,950	310	14%	2,260
MINUTECLINIC, LLC #4015		1,723	523	23%	2,246
PHYSICIANS REGIONAL MEDICAL CENTER - COLLIER BLVD	1	1,526	701	31%	2,228
PRIMEHEALTH URGENT CARE	1	1,865	361	16%	2,227
BAY MEDICAL CENTER SACRED HEART HEALTH SYSTEM		1,672	539	24%	2,211
MINUTECLINIC LLC #5214		1,896	311	14%	2,207
DONALD W ROBERTSON DO PA		1,713	493	22%	2,206
MINUTECLINIC LLC #7887		1,933	243	11%	2,176
MINUTECLINIC LLC #1771		1,818	343	16%	2,161
MINUTECLINIC LLC #4458		1,752	399	19%	2,151
MINUTECLINIC LLC # 3930		1,834	309	14%	2,143
FLORIDA MEDICAL CLINIC	3	999	1,141	53%	2,143
MINUTECLINIC LLC # 0514		1,886	255	12%	2,141
AMELIA EXPRESS CARE LLC	10	1,822	307	14%	2,139
DR G'S URGENT CARE		1,825	269	13%	2,094
TAMPA COMMUNITY HOSPITAL		1,771	317	15%	2,088
MINUTECLINIC LLC #3814		1,750	334	16%	2,084
MEDEXPRESS URGENT CARE BOCA RATON		1,911	173	8%	2,084
MINUTECLINIC LLC #1055		1,668	414	20%	2,082
PATIENTS FIRST - THOMASVILLE ROAD		1,827	245	12%	2,072
ASSOCIATED PATHOLOGISTS, LLC	3	1,695	371	18%	2,069
ASCENSION SACRED HEART - GULF		1,558	509	25%	2,067
MINUTECLINIC LLC #7225		1,762	283	14%	2,045
MINUTECLINIC LLC #3705		1,772	257	13%	2,029
MINUTECLINIC LLC #5069		1,675	350	17%	2,025
MINUTECLINIC LLC # 3686		1,738	286	14%	2,024
MINUTECLINIC LLC #3003		1,599	416	21%	2,015
UNIVERSITY OF NORTH FLORIDA STUDENT HEALTH		1,948	66	3%	2,014
ADVENT HEALTH - DADE CITY		1,746	250	13%	1,996
MINUTECLINIC, LLC #3204		1,654	337	17%	1,991
INTELEX LABS, LLC		1,926	62	3%	1,988
FLOWERS HOSPITAL		1,794	188	9%	1,982
MINUTECLINIC LLC #7973		1,710	260	13%	1,970
DOC SMILEY'S URGENT CARE		1,706	247	13%	1,953

COVID-19: testing by laboratory

Data through Feb 26, 2021 verified as of Feb 27, 2021 at 09:25 AM

Data in this report are provisional and subject to change.

The numbers in the table below represent the number of Florida and non-Florida residents for whom test results were received by the Department of Health. A person can be tested by more than one laboratory and can have both positive and negative results. **Therefore, the sum of the numbers in each column will be larger than the total number of people tested.**

Reporting lab	Inconclusive	Negative	Positive	Percent positive	Total
MINUTECLINIC LLC #3291		1,703	246	13%	1,949
BOND URGENT CARE LLC		1,430	499	26%	1,929
WHOLE FAMILY HEALTH CENTER INC		1,585	338	18%	1,923
MINUTECLINIC LLC #3257		1,583	332	17%	1,915
PARRISH MEDICAL CENTER	1	1,674	239	12%	1,914
GENUS3		1,839	72	4%	1,911
MINUTECLINIC LLC #7173		1,658	234	12%	1,892
MEDFAST URGENT CARE CENTERS LLC		564	1,325	70%	1,889
CHARLES AIESI CONSULTING INC	8	1,660	217	12%	1,885
AFC PHYSICIANS OF FLORIDA		1,404	468	25%	1,872
MINUTECLINIC, LLC (CLINIC 10699)		1,616	255	14%	1,871
MINUTECLINIC LLC # 7933		1,633	236	13%	1,869
JACKSON HOSPITAL CLINICAL LABORATORY		1,592	277	15%	1,869
EMERGENCY PHYSICIANS MEDICAL CENTER		824	1,029	56%	1,853
MEDEXPRESS PORT CHARLOTTE		1,677	166	9%	1,843
MINUTECLINIC, LLC #5817		1,503	335	18%	1,838
MINUTECLINIC LLC #3748		1,472	357	20%	1,829
KEYS AHEC SCHOOL MEDICAL CLINIC	13	1,701	112	6%	1,826
JUPITER MEDICAL CENTER URGENT CARE		1,370	442	24%	1,812
MEDIQUICK URGENT CARE CENTERS INC		1,302	509	28%	1,811
NCHMD INC		1,506	300	17%	1,806
MINUTECLINIC LLC #5924		1,532	273	15%	1,805
BAYFRONTVENICEREGIONAL		1,719	82	5%	1,801
MINUTECLINIC LLC #4024		1,536	261	15%	1,797
MINUTECLINIC LLC #5216		1,520	261	15%	1,781
NCH NORTHEAST	7	1,377	394	22%	1,778
PENSACOLA PEDIATRICS PA	1	1,608	165	9%	1,774
ADVENTHEALTH CENTRA CARE WINTER HAVEN	1	1,093	679	38%	1,773
LAKE WALES MEDICAL CENTER INC		1,534	234	13%	1,768
MARTIN HEALTH SYSTEM - ST LUCIE WEST		1,601	167	9%	1,768
MINUTECLINIC LLC #3255		1,507	260	15%	1,767
MINUTECLINIC LLC #3654		1,459	306	17%	1,765
MINUTECLINIC LLC #4612		1,382	369	21%	1,751
DOC SMILEYS URGENT CARE LLC		1,420	325	19%	1,745
MINUTECLINIC LLC #3648		1,411	333	19%	1,744
LEE DAVIS COMMUNITY RESOURCE CENTER		1,488	253	15%	1,741
Community_Health		1,533	199	11%	1,732
BARDMOOR LABORATORY	9	1,464	252	15%	1,725
MINI ER WATERFORD LAKES, THE		1,471	250	15%	1,721
MINUTECLINIC LLC #3285		1,491	228	13%	1,719
MINUTECLINIC LLC # 3579		1,468	250	15%	1,718
JW PLASTIC SURGERY		1,449	244	14%	1,693
PHYSICIANS PRIMARY CARE	2	1,466	222	13%	1,690
RIVER TOWN DIAGNOSTIC LLC		1,419	271	16%	1,690
CAREFAST+	1	984	701	42%	1,686
IGENOMIX USA LLC	47	1,482	157	9%	1,686

COVID-19: testing by laboratory

Data through Feb 26, 2021 verified as of Feb 27, 2021 at 09:25 AM

Data in this report are provisional and subject to change.

The numbers in the table below represent the number of Florida and non-Florida residents for whom test results were received by the Department of Health. A person can be tested by more than one laboratory and can have both positive and negative results. **Therefore, the sum of the numbers in each column will be larger than the total number of people tested.**

Reporting lab	Inconclusive	Negative	Positive	Percent positive	Total
MINUTECLINIC LLC #3635		1,464	220	13%	1,684
NEIGHBORHOOD MEDICAL CENTER INC	17	1,479	177	11%	1,673
SPARROW HEALTHCARE	2	1,416	252	15%	1,670
HEALTH CARE DISTRICT OF PALM BEACH COUNTY	1	1,470	185	11%	1,656
MINUTECLINIC LLC #1807		1,393	260	16%	1,653
AFC PHYSICIANS OF FLORIDA PA		1,220	431	26%	1,651
NORTH SHORE LONG ISLAND JEWISH HEALTH	1	1,559	80	5%	1,640
MINUTECLINIC LLC #4201		1,435	204	12%	1,639
LITTLE PINE PEDIATRICS	1	1,359	267	16%	1,627
MINUTECLINIC LLC #1821		1,452	162	10%	1,614
LABORATORY SPECIALISTS OF MICHIGAN		1,325	275	17%	1,600
JOHNS HOPKINS ALL CHILDREN'S HOSPITAL		1,509	89	6%	1,598
GENESIS LABORATORY MANAGEMENT	12	1,357	228	14%	1,597
OPTEO LABORATORY		1,559	34	2%	1,593
ELLENTON URGENT CARE		1,359	234	15%	1,593
LABTECH DIAGNOSTIC		1,306	283	18%	1,589
EXACT SCIENCES LABORATORIES, LLC		1,407	176	11%	1,583
SHELL POINT NURSING PAVILION	1	1,499	71	5%	1,571
MELBOURNE MEDICAL LABORATORY	2	1,365	202	13%	1,569
ASSURANCE SCIENTIFIC LABORATORIES	1	1,254	282	18%	1,537
MINUTECLINIC LLC #476		1,306	219	14%	1,525
OPTUM LABS LLC		1,360	163	11%	1,523
BAPTIST HEALTH EMERGENCY CENTER AT WEST CORAL WAY		1,191	324	21%	1,515
BAYFRONT HEALTH - CITRUS HILLS		1,291	210	14%	1,501
MINUTECLINIC LLC #8381		1,275	207	14%	1,482
KETAMINE HEALTH CENTERS LLC		1,358	119	8%	1,477
BAPTIST HEALTH SOUTH FLORIDA - COUNTRY WALK URGENT CARE EXPRESS		1,250	221	15%	1,471
WHITE WILSON MEDICAL CENTER		192	1,273	87%	1,465
MINUTECLINIC LLC #3637		1,133	318	22%	1,451
ADVANCE MEDICAL OF NAPLES		326	1,124	78%	1,450
MINUTECLINIC LLC #1350		1,238	205	14%	1,443
UHEALTH DEERFIELD BEACH/UMSYLVESTER DEERFIELD BEACH LABORATORY	3	1,380	55	4%	1,438
PATIENTS CHOICE LABORATORIES		831	592	42%	1,423
BIOCERNA LLC	9	1,248	164	12%	1,421
MINUTECLINIC LLC #6007		1,226	192	14%	1,418
FIU-HEALTH AUXILIARY LABORATORY	6	1,324	88	6%	1,418
COASTAL LABORATORIES	1	1,101	286	21%	1,388
ARCPOINT LABS		844	541	39%	1,385
ED FRASER MEMORIAL HOSPITAL		1,132	242	18%	1,374
MINUTECLINIC LLC #3236		1,161	200	15%	1,361
MINUTECLINIC, LLC # 4469		1,155	204	15%	1,359
ASCENSION ST VINCENT'S - SOUTHSIDE		1,309	49	4%	1,358
MINUTECLINIC, LLC #3245		1,082	273	20%	1,355
BAPTIST HEALTH SOUTH FLORIDA - KEY BISCANE URGENT CARE EXPRESS		1,189	164	12%	1,353
MEDEXPRESS URGENT CARE - JAX ATLANTIC BLVD		1,153	195	14%	1,348
PROJECT HEALTH, INC SUMTERVILLE	5	1,098	235	18%	1,338

COVID-19: testing by laboratory

Data through Feb 26, 2021 verified as of Feb 27, 2021 at 09:25 AM

Data in this report are provisional and subject to change.

The numbers in the table below represent the number of Florida and non-Florida residents for whom test results were received by the Department of Health. A person can be tested by more than one laboratory and can have both positive and negative results. **Therefore, the sum of the numbers in each column will be larger than the total number of people tested.**

Reporting lab	Inconclusive	Negative	Positive	Percent positive	Total
FLORIDA DEPARTMENT OF HEALTH IN POLK COUNTY	2	1,033	300	22%	1,335
TEMPUS CLINICAL LABORATORY	10	1,170	146	11%	1,326
GENOME LLC	2	1,214	101	8%	1,317
BAPTIST HEALTHCARE - JAY HOSPITAL	1	958	358	27%	1,317
UNIVERSITY OF ALABAMA AT BIRMINGHAM		1,274	37	3%	1,311
PEDIATRIC HEALTH CARE ALLIANCE - NORTHDAL		1,196	113	9%	1,309
AMELIA EXPRESS CARE	1	715	591	45%	1,307
PARAMOUNT URGENT CARE VILLAGES		912	378	29%	1,290
TREASURE COAST MEDICAL ASSOCIATES INC		747	541	42%	1,288
SMA LAB	9	1,128	144	11%	1,281
UHEALTH CLINIC AT WALGREENS		1,027	248	19%	1,275
MINUTECLINIC LLC #1815		1,107	166	13%	1,273
NYU HOSPITALS CENTER CLINICAL LABORATORIES		1,225	42	3%	1,267
ADVANCED MEDICAL OF NAPLES LLC		1,108	150	12%	1,258
MINUTECLINIC LLC #5157		1,062	177	14%	1,239
TOM LEE COMMUNITY HEALTH CENTER		817	413	34%	1,230
VAVA PARTNERS LLC		440	787	64%	1,227
CLINICORE		1,124	91	7%	1,215
OPTUMCARE FLORIDA LLC		969	245	20%	1,214
HOLIDAY CVS LLC DBA CVS PHARMACY #5155		1,160	54	4%	1,214
ACCESS MEDICAL LABS		746	448	38%	1,194
PREMIER MEDICAL	1	1,097	94	8%	1,192
CAREMED CLINIC LLC	1	921	263	22%	1,185
FIRST QUALITY LABORATORY		1,104	76	6%	1,180
XPRESS URGENT CARE	4	996	179	15%	1,179
MINUTECLINIC LLC #214		1,004	164	14%	1,168
LAKELAND REGIONAL HEALTH PABLO		1,005	162	14%	1,167
ST ANNES NURSING CENTER		1,141	25	2%	1,166
MEDIPATH LLC		856	289	25%	1,145
VRL EUROFIN		1,108	35	3%	1,143
NORTH FLORIDA PEDIATRICS-TALLAHASSEE	1	1,041	98	9%	1,140
STEWART ROCKLEDGE HOSPITAL		937	202	18%	1,139
EPN URGENT CARE NAPLES	2	773	363	32%	1,138
SOLARIS HEALTHCARE PALATKA		1,033	102	9%	1,135
CAPSTONE HEALTHCARE		802	330	29%	1,132
STAGEZERO LIFE SCIENCES INC	3	1,028	99	9%	1,130
PROHEALTH MEDICAL CLINIC		522	605	54%	1,127
VERITAS GENETICS	61	942	119	11%	1,122
ER QUICKCARE PL		946	170	15%	1,116
LAB24 INC	3	445	667	60%	1,115
PATIENTS FIRST LAKE ELLA MEDICAL CENTER		980	135	12%	1,115
PARAMOUNT URGENT CARE - CLERMONT		686	427	38%	1,113
EUROFIN NTD, LLC		1,065	44	4%	1,109
ADVANCED DIAGNOSTIC LABORATORY		1,062	47	4%	1,109
PALM BAY HOSPITAL CLINICAL LABORATORY		769	337	30%	1,106
PROFESSIONAL HEALTH EXAMINERS DBA PROHEALTH	1	892	209	19%	1,102

COVID-19: testing by laboratory

Data through Feb 26, 2021 verified as of Feb 27, 2021 at 09:25 AM

Data in this report are provisional and subject to change.

The numbers in the table below represent the number of Florida and non-Florida residents for whom test results were received by the Department of Health. A person can be tested by more than one laboratory and can have both positive and negative results. **Therefore, the sum of the numbers in each column will be larger than the total number of people tested.**

Reporting lab	Inconclusive	Negative	Positive	Percent positive	Total
XYZ LABORATORY	8	942	146	13%	1,096
COASTAL PEDIATRIC GROUP		946	148	14%	1,094
READY RESPONDERS FLORIDA, PLLC		943	149	14%	1,092
PALM HARBOR PHARMACY		939	148	14%	1,087
STEWART REFERENCE LABORATORY	1	595	477	44%	1,073
NAPLES URGENT CARE	1	675	391	37%	1,067
MYTEST DIAGNOSTICS		1,004	62	6%	1,066
RAINBOW RIVER MEDICAL LABORATORY		977	83	8%	1,060
HENDRY REGIONAL MEDICAL CENTER CLINICAL LABORATORY		809	248	23%	1,057
MEDICAL CONSULTANTS OF FLORIDA, LLC	1	867	165	16%	1,033
ADDICTION LABS OF AMERICA	3	945	75	7%	1,023
MINUTECLINIC LLC #8927		853	161	16%	1,014
MIAMI JEWISH HEALTH SYSTEMS		951	56	6%	1,007
NORTH FLORIDA PEDIATRICS - LAKE CITY		799	207	21%	1,006
FLAGLER HOSPITAL LABORATORY	8	36	959	96%	1,003
VERITOR		850	151	15%	1,001
PRIMARY CARE OF THE TREASURE COAST		869	130	13%	999
ARCPPOINT LABS OF CORAL SPRINGS FL		898	99	10%	997
LAKELAND REGIONAL HEALTH - PWC/OB		36	954	96%	990
GENEIQ		934	52	5%	986
BROWNWOOD CARE CENTER		853	123	13%	976
PROJECT HEALTH INC	4	820	150	15%	974
PROFESSIONAL HEALTH EXAMINERS		825	144	15%	969
MINUTECLINIC LLC #5187		847	122	13%	969
LENCO MEDICAL LABORATORY		922	46	5%	968
APALACHEE CORRECTIONAL INSTITUTION EAST UNIT		946	22	2%	968
ST PETERSBURG PEDIATRICS	1	867	97	10%	965
CAREFAST MURABELLA		501	453	47%	954
VITRO MOLECULAR LABORATORIES	38	859	55	6%	952
SUNRISE URGENT CARE ASSOCIATES LLC D/B/A	6	579	363	38%	948
MINUTECLINIC LLC		836	110	12%	946
VRL EUROFINs - DALLAS		913	13	1%	926
MINUTECLINIC, LLC DBA MINUTECLINIC #4717		883	38	4%	921
GENE TOX WORLDWIDE	60	736	125	14%	921
HISTOPATHOLOGY SERVICES, LLC		813	104	11%	917
ADVENTHEALTH CENTRA CARE TRINITY		785	120	13%	905
USF MORSANI CENTER FOR ADVANCED HEALTH CARE		795	107	12%	902
FAST TRACK URGENT CARE CENTER		4	895	100%	899
LPG COCONUT POINT		741	155	17%	896
INTEGRITY LABORATORIES, LLC	2	730	161	18%	893
THE HEALTH CENTER OF PLANT CITY		821	70	8%	891
TYNDALL AIR FORCE BASE		693	196	22%	889
CARENOW URGENT CARE - FORT PIERCE		608	280	32%	888
TACACHALE CLINICAL LABORATORY	1	830	47	5%	878
NORTH FLORIDA PEDIATRICS PA - SUWANNEE	3	743	124	14%	870
PHAROS HEALTH		638	230	26%	868

COVID-19: testing by laboratory

Data through Feb 26, 2021 verified as of Feb 27, 2021 at 09:25 AM

Data in this report are provisional and subject to change.

The numbers in the table below represent the number of Florida and non-Florida residents for whom test results were received by the Department of Health. A person can be tested by more than one laboratory and can have both positive and negative results. **Therefore, the sum of the numbers in each column will be larger than the total number of people tested.**

Reporting lab	Inconclusive	Negative	Positive	Percent positive	Total
ABSOLUTE GENOMICS	1	698	165	19%	864
UNIVERSITY OF WEST FLORIDA STUDENT HEALTH SERVICES	1	736	121	14%	858
CVS HEALTH		607	248	29%	855
C.W. BILL YOUNG VA MEDICAL CENTER	1	21	825	97%	847
INTERLACHEN PEDIATRICS		809	32	4%	841
LEE COUNTY EMERGENCY MEDICAL SERVICE	1	726	111	13%	838
PRIMARY CARE SOUTH INC		478	360	43%	838
CATALYST WALK IN CLINIC		664	172	21%	836
PEDIATRICS OF CENTRAL FLORIDA PA	20	769	44	5%	833
COVANCE CLINICAL RESEARCH UNIT INC		810	23	3%	833
GROWING TOGETHER PEDIATRICS LLC		774	54	7%	828
FISHERMENS HOSPITAL CLINICAL LAB		751	75	9%	826
BAPTIST HEALTH - MD ANDERSON CANCER CENTER		820	5	1%	825
FLORIDA HOSPITAL ORLANDO		743	74	9%	817
DEPARTMENT OF CLINICAL LABS		794	17	2%	811
MOLECULAR TESTING LABS		758	53	7%	811
ASCENSION ST VINCENT'S - CLAY		775	35	4%	810
ASAP LABS LLC	7	665	138	17%	810
CREEKSIDE CARE CENTER	1	681	128	16%	810
BIO-TECH CLINICAL LABORATORIES INC		691	114	14%	805
INTERLACHEN PEDIATRICS PA		766	36	4%	802
NITE LITE PEDIATRICS		234	563	71%	797
NORTH FLORIDA PEDIATRICS PA	2	684	111	14%	797
CONSULATE HEALTH CARE OF NEW PORT RICHEY	2	665	123	16%	790
Point of Care Testing	1	116	670	85%	787
DYNIX DIAGNOSTICS	2	525	255	33%	782
QUICK CARE MED		580	202	26%	782
COASTAL PHYSICIANS, LLC		629	153	20%	782
CAPE CANAVERAL HOSPITAL		527	251	32%	778
NORTH OKALOOSA MEDICAL CENTER		455	322	41%	777
WOODLANDS MEDICAL SPECIALISTS		521	256	33%	777
EAST LAKE PEDIATRICS		671	102	13%	773
ADVENTHEALTH EXPRESS CARE AT WALGREENS		671	96	13%	767
NORTH SHORE LIJ URGENT CARE PC		719	45	6%	764
MACDILL AIR FORCE BASE		712	51	7%	763
NONE		308	454	60%	762
Tampa Lakes Health and Rehabilitation Center	2	685	70	9%	757
VITAS HEALTHCARE CORPORATION OF FLA	1	748	4	1%	753
REDI MED LLC		600	152	20%	752
NORTHEAST FLORIDA NEUROLOGY CLINICS, INC		634	113	15%	747
PENSACOLA PEDIATRICS	2	516	227	30%	745
FAMILY HEALTH CENTERS OF SWF LABS	2	657	84	11%	743
HALIFAX MEDICAL CENTER-PORT ORANGE LAB		635	107	14%	742
MIDWAY SPECIATLY CARE CENTER		520	221	30%	741
SPECTOR SCIENTIFIC LAB	1	264	473	64%	738
SANTA ROSA MEDICAL GROUP		575	161	22%	736

COVID-19: testing by laboratory

Data through Feb 26, 2021 verified as of Feb 27, 2021 at 09:25 AM

Data in this report are provisional and subject to change.

The numbers in the table below represent the number of Florida and non-Florida residents for whom test results were received by the Department of Health. A person can be tested by more than one laboratory and can have both positive and negative results. **Therefore, the sum of the numbers in each column will be larger than the total number of people tested.**

Reporting lab	Inconclusive	Negative	Positive	Percent positive	Total
NORTH VISTA HOSPITAL LABORATORY		619	112	15%	731
PRIMARY CARE SERVICES AT INDIAN RIVER ESTATES		707	21	3%	728
ADVENT HEALTH LAB - ORLANDO		433	295	41%	728
CRUCIAL CARE EMERGENCY MEDICINE DOCTORS		572	155	21%	727
ANY LAB TEST NOW	1	478	239	33%	718
CHILDRENS MEDICAL ASSOCIATION		651	66	9%	717
NCHMD, INC SOUTHEAST IMMEDIATE CARE		553	163	23%	716
DISNEY COVID TEST SITE		703	11	2%	714
JACKSONVILLE BEACH PEDIATRIC CARE CENTER		650	60	8%	710
KENDALL HEALTHCARE PROPERTIES DBA	2	678	27	4%	707
LOOP PEDIATRICS PA	3	590	113	16%	706
CARE ONE OF FLORIDA LLC		469	233	33%	702
CLINICAL PATHOLOGY LABS INC		632	69	10%	701
ORLANDO HEALTH AND REHAB CENTER		656	43	6%	699
Victoria Nursing and Rehabilitation Center		647	51	7%	698
DOCTOR'S MEMORIAL HOSPITAL		534	162	23%	696
PALM GARDEN OF PORT SAINT LUCIE		682	9	1%	691
LIFE CARE CENTER OF NEW PORT RICHEY		657	33	5%	690
PREMIER MEDICAL LABORATORY SERVICES	2	463	225	33%	690
PALACE NURSING HOME & REHAB CENTER		652	36	5%	688
PRIMARY CARE SERVICES AT ST ANDREWS ESTATES		687			687
WILLOWBROOKE COURT AT EDGEWATER POINTE ESTATES		677	9	1%	686
SOLARIS HEALTHCARE CHARLOTTE HARBOR		633	47	7%	680
NCH HEALTHCARE SYSTEM MICROBIOLOGY LAB		2	673	100%	675
CALHOUN LIBERTY HOSPITAL		523	152	23%	675
GRAND COURT TAMPA		669	4	1%	673
MINI ER ADULT AND PEDIATRIC URGENT CARE		574	98	15%	672
VENICE REGIONAL MEDICAL CENTER		574	94	14%	668
24 HOUR PEDIATRIC CARE CENTER	1	617	48	7%	666
MEDICAL FP - WHOLE FAMILY HEALTH CENTER		541	120	18%	661
AMERICAN MEDICAL RESPONSE		654	7	1%	661
Crestview Rehabilitation Center	5	525	127	19%	657
TREE HOUSE PEDIATRICS PLLC		591	66	10%	657
POINT OF CARE TESTING SITE		630	24	4%	654
TELESCOPE HEALTH LLC	3	536	109	17%	648
MAVERICK LABS		460	188	29%	648
CENTRAL FLORIDA HEALTH CARE INC		542	106	16%	648
POINT WASHINGTON MEDICAL CLINIC	1	449	197	30%	647
ETHOS WELLNESS PHARMACY		596	42	7%	638
MANOR PINES CONVALESCENT CENTER LLC	1	616	21	3%	638
ADVENTHEALTH MEDICAL GROUP PROMPT CARE		457	180	28%	637
BOND AND STEELE CLINIC PA		447	188	30%	635
GULF COAST VILLAGE		605	30	5%	635
GULF COAST MOLECULAR LABORATORIES	12	521	102	16%	635
FLAGLER COUNTY HEALTH DEPARTMENT	3	493	139	22%	635
LIFE CARE CENTER OF PENSACOLA		584	49	8%	633

COVID-19: testing by laboratory

Data through Feb 26, 2021 verified as of Feb 27, 2021 at 09:25 AM

Data in this report are provisional and subject to change.

The numbers in the table below represent the number of Florida and non-Florida residents for whom test results were received by the Department of Health. A person can be tested by more than one laboratory and can have both positive and negative results. **Therefore, the sum of the numbers in each column will be larger than the total number of people tested.**

Reporting lab	Inconclusive	Negative	Positive	Percent positive	Total
AMERICAN SCIENTIFIC LABORATORIES LLC		628	5	1%	633
EAST LAKE PEDIATRICS PA		577	56	9%	633
JOHN KNOX VILLAGE HEALTH CENTER		612	20	3%	632
ST JOHN'S NURSING CENTER		611	21	3%	632
MAIN STREET MEDICAL CENTER		128	501	80%	629
GOLDEN GATE FAMILY CLINIC		193	436	69%	629
MOUNT SINAI LABORATORY		599	29	5%	628
NORTH FLORIDA MEDICAL GROUP		489	137	22%	626
PALM GARDEN OF VERO BEACH		584	40	6%	624
FLORIDA GULF COAST UNIVERSITY		443	181	29%	624
LIFE CARE CENTER OF ORANGE PARK		591	30	5%	621
VETERANS AFFAIRS MEDICAL CENTER	1	40	575	93%	616
MID-FLORIDA PATHOLOGY		465	147	24%	612
VIERA HOSPITAL, INC		478	134	22%	612
HOLY CROSS HOSPITAL		12	598	98%	610
HOLMES REGIONAL MEDICAL CENTER		5	598	99%	603
PATIENTS FIRST - MAHAN DRIVE		164	435	73%	599
GOLDEN GLADES NURSING & REHABILITATION CTR		583	15	3%	598
THE PRESERVE		588	9	2%	597
VETERANS AFFAIRS MEDICAL CENTER - JAMES A HALEY			595	100%	595
ORANGE BLOSSOM FAMILY HEALTH		566	27	5%	593
BROOKDALE FORT MYERS CYPRESS LAKE		590	2	0%	592
SEBASTIAN RIVER MEDICAL CENTER	2	429	161	27%	592
PHYSICIANS STAT LAB INC		516	75	13%	591
FORT MYERS INTERNAL MEDICINE, LLC		529	59	10%	588
VA PAIN CLINIC	4	555	28	5%	587
CLEWISTON NURSING AND REHABILITATION CENTER		575	12	2%	587
SPRING HILL HEALTH AND REHABILITATION CENTER		561	24	4%	585
PEBBLEBROOK PHARMACY		481	104	18%	585
LIFE CARE CENTER OF HILLIARD		562	22	4%	584
LAB DOCTOR		511	73	13%	584
MOORINGS PARK INSTITUTE, INC, THE		552	26	4%	578
VITAS HEALTHCARE CORP OF CENTRAL FL		555	23	4%	578
MANOR CARE HEALTH SERVICES - FT MYERS		552	24	4%	576
BOCA GRANDE HEALTH CLINIC		546	28	5%	574
TENNESSEE DOH - NASHVILLE	2	504	66	12%	572
MEDICAL VB		451	121	21%	572
BROAD INSTITUTE CLINICAL SEQUENCING RESEARCH PLATFORM	1	544	26	5%	571
EDEN SPRINGS NURSING AND REHAB CENTER		460	111	19%	571
CONSULATE HEALTHCARE OF VERO BEACH	14	477	79	14%	570
THERADOC		152	417	73%	569
PEDIATRIC HEALTHCARE ALLIANCE PA		522	47	8%	569
HMA SANTA ROSA MEDICAL CENTER LLC DBA		446	122	21%	568
EXPRESS PHARMACY		526	42	7%	568
SOUTHEAST ALABAMA MEDICAL CENT		514	50	9%	564
J AND G MEDICAL GROUP LLC		467	96	17%	563

COVID-19: testing by laboratory

Data through Feb 26, 2021 verified as of Feb 27, 2021 at 09:25 AM

Data in this report are provisional and subject to change.

The numbers in the table below represent the number of Florida and non-Florida residents for whom test results were received by the Department of Health. A person can be tested by more than one laboratory and can have both positive and negative results. **Therefore, the sum of the numbers in each column will be larger than the total number of people tested.**

Reporting lab	Inconclusive	Negative	Positive	Percent positive	Total
CITY MEDICAL OF NEW JERSEY, PC		516	46	8%	562
AFC URGENT CARE CLEARWATER	1	123	435	78%	559
SHORELINE PHYSICIAN GROUP		342	216	39%	558
ECCOLAB GROUP	1	146	410	74%	557
NSPIRE HEALTHCARE MIAMI LAKES	7	534	14	3%	555
CYPRESS VILLAGE	1	527	24	4%	552
NEMOURS CHILDERN'S HOSPITAL		453	98	18%	551
The Sands at South Beach		545	4	1%	549
MAYFLOWER ASSISTED LIVING		542	6	1%	548
VITAE DIAGNOSTICS		534	13	2%	547
EMERALD SHORES HEALTH AND REHABILITATION		449	97	18%	546
AMERICAN FAMILY CARE PENSACOLA WEST		13	533	98%	546
MANOR CARE NURSING CENTER OF SARASOTA FL LLC		459	87	16%	546
SUWANNEE HEALTH AND REHABILITATION CENTER		539	5	1%	544
Signature HealthCare Center of Waterford		515	29	5%	544
COASTAL URGENT CARE		428	116	21%	544
BALDOMERO LOPEZ STATE VETERANS NURSING HOME	2	537	4	1%	543
DOCTORS CENTER,THE		432	111	20%	543
EXPRESS URGENT CARE LLC		1	540	100%	541
NCF DIAGNOSTICS & DNA TECHNOLOGIES	15	208	318	59%	541
Fernandina Beach Rehabilitation and Nursing Center	1	519	19	4%	539
HEALTH CENTRAL CLINICAL LABORATORY		497	41	8%	538
EMERALD COAST PEDIATRICS		527	11	2%	538
PEDIATRIC HEALTHCARE ALLIANCE		507	31	6%	538
DIAMOND RIDGE HEALTH AND REHABILITATION		505	31	6%	536
VETERANS AFFAIRS MEDICAL CENTER - BAY PINES		18	517	97%	535
CLARITY LABS		464	70	13%	534
BALDWIN PEDIATRICS	1	504	28	5%	533
CONTINENTAL CLINICAL RESEARCH, LLC		500	32	6%	532
WILLOW BROOKE COURT AT INDIAN RIVER ESTATES		489	43	8%	532
Plantation Bay Rehabilitation Center		508	23	4%	531
MED FAST URGENT CARE CENTER		260	268	51%	528
BUFFALO CROSSING HEALTHCARE & REHABILITATION CTR		513	15	3%	528
MEDICAL CENTER CLINIC-IMMEDIATE CARE	1	423	104	20%	528
DAVITA LABORATORY		426	100	19%	526
DOH - INDIAN RIVER		450	75	14%	525
NCH HEALTHCARE BONITA		398	127	24%	525
PALM GARDEN OF TAMPA		494	29	6%	523
VILLA MARIA NURSING & REHAB CENTER INC	1	507	12	2%	520
CLIFFORD CHESTER SIMS STATE VETERANS		508	11	2%	519
MEDONE URGENT CARE AT ST. AUGUSTINE		133	385	74%	518
MEDFAST URGENT CARE CENTERS		231	281	55%	512
MEDICAL CENTER OF DELTONA, INC		421	89	17%	510
ENCOMPASS HEALTH		494	13	3%	507
PIONEER CLINICAL LAB LLC		411	96	19%	507
SABAL PALMS HEALTH AND REHAB		450	50	10%	500

COVID-19: testing by laboratory

Data through Feb 26, 2021 verified as of Feb 27, 2021 at 09:25 AM

Data in this report are provisional and subject to change.

The numbers in the table below represent the number of Florida and non-Florida residents for whom test results were received by the Department of Health. A person can be tested by more than one laboratory and can have both positive and negative results. **Therefore, the sum of the numbers in each column will be larger than the total number of people tested.**

Reporting lab	Inconclusive	Negative	Positive	Percent positive	Total
JACKSON MEMORIAL PERDUE MEDICAL CENTER		475	24	5%	499
VETERANS AFFAIRS MEDICAL CENTER - GAINESVILLE		3	495	99%	498
HARBOUR HEALTH CENTER		484	14	3%	498
AMERICA'S PHARMACY LLC		441	57	11%	498
SOLARIS HEALTHCARE LAKE CITY		400	98	20%	498
VALENCIA HILLS HEALTH AND REHABILITATION CENTER		484	13	3%	497
BAPTIST PRIMARY CARE	2	395	100	20%	497
CLINICAL PATHOLOGY LABS		386	111	22%	497
FLORIDA DEPARTMENT OF HEALTH IN CALHOUN COUNTY		374	123	25%	497
ENZO CLINICAL LABS INC	3	468	25	5%	496
PALMETTO FAMILY HEALTHCARE	1	313	180	36%	494
JACKSON MEMORIAL LONG TERM CARE CENTER		472	22	4%	494
HEALTH CENTER AT BRENTWOOD	1	448	44	9%	493
NEW YORK HOSPITAL LABORATORIES	1	480	12	2%	493
MEMORIAL PEMBROKE 24/7 CARE CENTER		374	119	24%	493
HEARTLAND PEDIATRICS OF LAKE WALES		440	51	10%	491
CHILDRENS MEDICAL ASSOCIATION PA		433	56	11%	489
SOUTHERN OAKS CARE CENTER	1	450	37	8%	488
WATSON THERAPEUTICS INC		469	19	4%	488
RICARDO NAVARRO DO PA		416	70	14%	486
ST CLOUD REGIONAL MEDICAL CENTER CLINICAL LAB		394	92	19%	486
ARCPPOINTS LABS		421	65	13%	486
FOUNTAIN MANOR HEALTH AND REHAB CENTER	1	465	18	4%	484
RIVER GARDEN HEBREW HOME FOR THE AGED		428	54	11%	482
FAMILY HEALTH CENTERS OF SOUTHWEST FLORIDA INC		414	68	14%	482
SUSANNA WESLEY HEALTH CENTER		446	36	7%	482
NORTH FLORIDA RETIREMENT VILLAGE		479	2	0%	481
PALM GARDEN OF JACKSONVILLE	2	399	80	17%	481
THE PALACE AT HOMESTEAD	1	461	19	4%	481
HILLCREST HEALTH CARE & REHABILITATION CENTER	2	464	13	3%	479
BREVARD HEALTH ALLIANCE		233	246	51%	479
FLORIDA DEPARTMENT OF HEALTH CLAY COUNTY	1	379	96	20%	476
SANDBAY URGENT CARE		382	93	20%	475
CLINICAL ENTERPRISE, INC		455	20	4%	475
LAUDERDALE NURSING CENTER LLC	1	455	19	4%	475
WEST GABLES HEALTH CARE CENTER		464	10	2%	474
ASCEND CLINICAL	5	399	69	15%	473
The Manor at Blue Water Bay		413	60	13%	473
HARTS HARBOR HEALTH CARE CENTER		452	21	4%	473
Good Samaritan Society Kissimmee Village		407	65	14%	472
MANOR OAKS NURSING & REHAB CENTER	4	462	2	0%	468
FLO-MEDILAB SERVICES LLC		188	279	60%	467
NAVAL HOSPITAL - JACKSONVILLE		136	331	71%	467
Quest Diag Unspecifd	1	316	148	32%	465
SHORE ACRES CARE CENTER		429	35	8%	464
BROOKDALE PALMER RANCH	1	404	57	12%	462

COVID-19: testing by laboratory

Data through Feb 26, 2021 verified as of Feb 27, 2021 at 09:25 AM

Data in this report are provisional and subject to change.

The numbers in the table below represent the number of Florida and non-Florida residents for whom test results were received by the Department of Health. A person can be tested by more than one laboratory and can have both positive and negative results. **Therefore, the sum of the numbers in each column will be larger than the total number of people tested.**

Reporting lab	Inconclusive	Negative	Positive	Percent positive	Total
PARKLANDS FACILITY INC	4	415	42	9%	461
MANOR AT CARPENTERS		434	27	6%	461
PHYSICIANS PRIMARY CARE LAB	1	396	63	14%	460
CARITHERS PEDIATRIC GROUP		413	45	10%	458
CITRUS NURSING CENTER LLC		411	46	10%	457
MICHAEL A MIDDLETON MD PA□		440	17	4%	457
HOPE HOSPICE AND COMMUNITY SERVICES INC	14	425	17	4%	456
DXTERITY DIAGNOSTICS	2	425	28	6%	455
CLARIDGE HOUSE NURSING CENTER		437	17	4%	454
HERON POINTE HEALTH AND REHABILITATION	1	450	3	1%	454
PALM GARDEN OF CLEARWATER		434	18	4%	452
BOND CLINIC PA PEDIATRICS DEPT		414	38	8%	452
FIRST CHOICE PEDIATRICS		362	88	20%	450
LIFE CARE CENTER OF PALM BAY□		423	27	6%	450
Williston Care Center		392	57	13%	449
LITTLE PINE PEDIATRICS PLLC	2	390	55	12%	447
ORLANDO HEALTH CENTER FOR REHABILITATION		434	13	3%	447
BROWARD PARTNERSHIP	6	431	8	2%	445
FLORIDA HOSPITAL WAUCHULA		313	132	30%	445
AFC URGENT CARE FAMILY CARE			445	100%	445
Q ANSWER LAB	1	385	58	13%	444
CHILDRENS CLINIC WEST FLORIDA PEDIATRICS		405	39	9%	444
BENTON PEDIATRICS INC		397	47	11%	444
DIAMOND RIDGE HEALTH AND REHABILITATION CENTER		422	22	5%	444
RAINBOW PEDIATRIC CENTER PA		413	31	7%	444
NORTH FLORIDA REHABILITATION & SPECIALTY CARE□		436	6	1%	442
EMERITUS AT NAPLES	2	438	1	0%	441
ELLENTON PEDIATRICS		423	18	4%	441
NEW PLANT CITY FAMILY CARE	1	236	203	46%	440
SMA SPECIALTY MEDICAL LAB		119	321	73%	440
Solaris HealthCare Windermere		408	32	7%	440
DBI HEALTH INC		421	15	3%	436
CARE ONE OF FLORIDA	1	292	142	33%	435
ST ANDREWS BAY SKILLED NURSING &		372	60	14%	432
UNIVERSITY OF TAMPA INC, THE		424	8	2%	432
WHITE-WILSON MEDICAL CENTER - FORT WALTON BEACH		416	15	3%	431
AFC URGENT CARE SEMINOLE			430	100%	430
AVECINA MEDICAL JULINGTON	1	240	189	44%	430
FLORIDA DEPT OF HEALTH IN BREVARD COUNTY	3	363	63	15%	429
APP-UNIPATH, LLC	2	412	15	3%	429
VITAS LUTHERAN TOWERS INPATIENT PROGRAM		364	64	15%	428
NEW YORK PRESBYTERIAN - CUMC CLINICAL		410	18	4%	428
PALM GARDEN OF OCALA		330	98	23%	428
SOLARIS HEALTHCARE OSCEOLA		403	22	5%	425
RUSKIN HEALTH CENTER		262	161	38%	423
Colonial Lakes Health Care		384	38	9%	422

COVID-19: testing by laboratory

Data through Feb 26, 2021 verified as of Feb 27, 2021 at 09:25 AM

Data in this report are provisional and subject to change.

The numbers in the table below represent the number of Florida and non-Florida residents for whom test results were received by the Department of Health. A person can be tested by more than one laboratory and can have both positive and negative results. **Therefore, the sum of the numbers in each column will be larger than the total number of people tested.**

Reporting lab	Inconclusive	Negative	Positive	Percent positive	Total
PRO HEALTH		187	235	56%	422
FLORIDA HOSPITAL MEDICAL GROUP		264	157	37%	421
GARCIA CLINICAL LABORATORY		28	392	93%	420
AFC URGENT CARE TYRONE		3	414	99%	417
Bardmoor Oaks Healthcare and Rehabilitation Center		406	11	3%	417
CARENOW	2	225	189	45%	416
LEHIGH REGIONAL MEDICAL CENTER LAB		371	44	11%	415
SIGNATURE HEALTHCARE OF BROOKWOOD GARDENS		409	6	1%	415
Santa Rosa Center for Rehabilitation and Healing		345	69	17%	414
Ocala Health and Rehabilitation Center		391	21	5%	412
THE PALACE MANAGEMENT - THE PALACE AT CORAL GABLES		407	3	1%	410
MEDIPATH		19	391	95%	410
MINUTECLINIC LLC #3671		366	44	11%	410
CONSULATE HEALTH CARE OF BAYONET POINT	4	399	7	2%	410
SEMINOLE NURSING PAVILION		401	7	2%	408
PALM GARDEN OF WINTER HAVEN	3	389	16	4%	408
HEALTHY STEPS PEDIATRICS		361	47	12%	408
RESTORE HEALTH URGENT CARE		309	97	24%	406
TIDE LABORATORIES		362	43	11%	405
Cypress Cove Care Center		304	100	25%	404
LIFEBRITE	1	209	192	48%	402
PALM GARDEN OF ORLANDO		369	33	8%	402
FLORIDA DEPARTMENT OF HEALTH		353	47	12%	400
BROOKSVILLE HEALTHCARE CENTER LLC		387	13	3%	400
CORE DIAGNOSTIC LABORATORIES LLC		277	122	31%	399
ABBEY DELRAY		394	5	1%	399
STEWART SEBASTIAN RIVER MEDICAL CENTER		347	52	13%	399
SOLARIS HEALTHCARE MERRITT ISLAND		358	40	10%	398
SUNSHINE URGENT CARE LLC		253	145	36%	398
STARKE FAMILY MEDICAL CENTER		310	88	22%	398
NAPLES CHILDREN'S URGENT CARE		346	51	13%	397
ORCHARD PARK HEALTH & REHABILITATION		390	5	1%	395
MEDSCAN LABORATORY INC	1	182	211	54%	394
MINI ER AND URGENT CARE		289	105	27%	394
Timberridge Center for Rehabilitation and Healing		359	34	9%	393
INDIAN RIVER CTR, LLC		341	50	13%	391
Solaris Healthcare Daytona	2	342	46	12%	390
BARBER		13	376	97%	389
GENOSUR LLC		382	6	2%	388
Darcy Hall Of Life Care		375	11	3%	386
PALMS OF SEBRING		352	34	9%	386
TREASURE COAST COMMUNITY HEALTH	3	321	61	16%	385
TIDEWELL HOSPICE INC	2	376	7	2%	385
MINUTECLINIC LLC, #10357		383	1	0%	384
Manatee Springs Rehabilitation and Nursing Center		363	20	5%	383
BROOKDALE PADDOCK HILLS	2	377	2	1%	381

COVID-19: testing by laboratory

Data through Feb 26, 2021 verified as of Feb 27, 2021 at 09:25 AM

Data in this report are provisional and subject to change.

The numbers in the table below represent the number of Florida and non-Florida residents for whom test results were received by the Department of Health. A person can be tested by more than one laboratory and can have both positive and negative results. **Therefore, the sum of the numbers in each column will be larger than the total number of people tested.**

Reporting lab	Inconclusive	Negative	Positive	Percent positive	Total
OCALA FAMILY MEDICAL CENTER INC	1	326	51	13%	378
BAYA PHARMACY WEST		8	368	98%	376
FAMILY CARE PARTNERS OF NORTHEAST FLORIDA LLC		302	73	19%	375
GOOD SAMARITAN CENTER		371	3	1%	374
FAIR HAVENS CENTER, OPCO		367	6	2%	373
Life Care Center of Ocala		304	68	18%	372
MEDONE URGENT CARE CENTER		149	223	60%	372
AFC URGENT CARE		67	305	82%	372
URGENT CARE BETHESDA	1	318	52	14%	371
UR MEDICINE LABS- CENTRAL LABORATORY		349	22	6%	371
SOLARIS HEALTHCARE BAYONET POINT		355	16	4%	371
ACCESS MEDICAL CENTER	1	344	26	7%	371
FLORIDA DEPARTMENT OF HEALTH IN LIBERTY COUNTY	2	274	95	26%	371
CLERMONT HEALTH AND REHABILITATION CENTER		339	32	9%	371
HENDRY REGIONAL MEDICAL CENTER		107	264	71%	371
ROLLINS COLLEGE WELLNESS CENTER		130	239	65%	369
VITAS HEALTHCARE CORPORATION		364	5	1%	369
ANCIENT CITY PEDIATRICS	1	353	14	4%	368
ADVENT HEALTH - TAMPA		148	220	60%	368
TRENTON MEDICAL CENTER INC DBA PALMS MEDICAL GROUP	4	270	93	25%	367
AMEERAH LABS, LLC	2	283	81	22%	366
Stacey Health Care Centers Inc. dba Riverside Care Center		337	29	8%	366
MAGNOLIA FAMILY URGENT CARE		327	38	10%	365
Destin Healthcare and Rehabilitation Center	1	326	38	10%	365
PINES OF SARASOTA		359	4	1%	363
BLOUNTSTOWN REHABILITATION CENTER LLC		257	106	29%	363
Bayside Care Center	1	342	20	6%	363
INFORM DIAGNOSTICS		353	9	2%	362
MOOSEHAVEN HEALTH CENTER		325	37	10%	362
ADDINGTON PLACE AT WELLINGTON GREEN		352	9	2%	361
LIFE CARE PONTE VEDRA INC		352	8	2%	360
ADVENTHEALTH EXPRESS CARE AT		292	68	19%	360
EPN URGENT CARE		44	315	88%	359
solaris Healthcare Parkway	2	339	18	5%	359
VILLAGE DOCTORS OF KEYSTONE		276	81	23%	357
SUNLAND MARIANNA COX MEDICAL CENTER		317	40	11%	357
BMCB MOLECULAR DIAGNOSTIC SUBSECTION		337	19	5%	356
INTERNAL MEDICINE & PEDIATRICS OF TAMPA BAY PA		301	55	15%	356
HAINES CITY REHABILITATION AND NURSING CENTER		331	24	7%	355
HEALTH CENTRAL PARK		289	66	19%	355
DIAGNOSTIC & CLINICAL CARE SERVICES INC DBA		279	74	21%	353
VETERANS AFFAIRS MEDICAL CENTER - LAKE CITY		52	301	85%	353
MY CLINICAL LAB		224	129	37%	353
SEA BREEZE REHAB AND NURSING CENTER		344	9	3%	353
MEDFAST URGENT CARE CENTER		122	230	65%	352
VILLAGE AT VIENNA SQUARE,THE	6	329	17	5%	352

COVID-19: testing by laboratory

Data through Feb 26, 2021 verified as of Feb 27, 2021 at 09:25 AM

Data in this report are provisional and subject to change.

The numbers in the table below represent the number of Florida and non-Florida residents for whom test results were received by the Department of Health. A person can be tested by more than one laboratory and can have both positive and negative results. **Therefore, the sum of the numbers in each column will be larger than the total number of people tested.**

Reporting lab	Inconclusive	Negative	Positive	Percent positive	Total
BAYSHORE DIAGNOSTICS		310	41	12%	351
SANFORD LABORATORIES		325	26	7%	351
ASSOCIATESMD MEDICAL GROUP INC		300	51	15%	351
CORAL BAY HEALTHCARE AND REHABILITATION	1	338	12	3%	351
NATIONS BEST FAMILY HEALTH CARE		173	177	51%	350
SIPARADIGM, DIAGNOSTIC INFORMATICS		273	76	22%	349
FHMG FLORIDA HOSPITAL MEDICAL GROUP		312	37	11%	349
MANORCARE HEALTH SERVICES - VENICE		294	55	16%	349
ORLANDO VA MEDICAL CENTER			348	100%	348
FG RAPID RESULTS	2	116	229	66%	347
HEALTH DESIGNS		332	14	4%	346
PALM GARDEN OF WEST PALM BEACH	4	325	15	4%	344
ORCHARD RIDGE CARE AND REHABILITATION CENTER		324	19	6%	343
UNIVERSITY OF TAMPA STUDENT HEALTH AND SHC CLINICAL LABORATORY		194	149	43%	343
Palmetto Subacute Care Center		332	11	3%	343
FLORIDA HOSPITAL HEARTLAND MED CTR LAKE PLACID		256	86	25%	342
PruittHealth Panama City	1	276	64	19%	341
ADVENT HEALTH CENTRA CARE - PALM COAST		80	261	77%	341
SUN COUNTRY PEDIATRICS PLLC	9	302	29	9%	340
SELECT REFERENCE LABORATORIES, LLC	1	326	12	4%	339
ARCPPOINT LABS OF SARASOTA MANATEE		261	78	23%	339
USAFSAM/PHE		174	165	49%	339
SIGNATURE HEALTHCARE OF NORTH FLORIDA		336	3	1%	339
HEALTHWORKS MED GROUP OF FLORIDA PA	3	328	7	2%	338
SERENADES IN THE VILLAGES		282	54	16%	336
Palm Garden of Largo		332	4	1%	336
FLORIDA HEART & VASCULAR MULTISPECIALTY GROUP PA		239	96	29%	335
HARDEE MANOR HEALTH CARE CENTER	1	330	3	1%	334
Marshall Health and Rehabilitation Center		286	48	14%	334
NORTH PINELLAS STATMED QUICK QUALITY CLINICS		236	97	29%	333
Bay Breeze Senior Living and Rehabilitation Center		280	53	16%	333
CRONOS CLINICAL LABORATORY	22	220	91	27%	333
FAIRWAY OAKS CENTER LLC	6	320	6	2%	332
PEDIATRIC ASSOCIATES OF OCALA PA		301	31	9%	332
SABAL DIRECT PRIMARY CARE, PA		272	58	18%	330
COLOR GENOMICS, INC.	2	321	6	2%	329
MANOR CARE OF BOYNTON BEACH LLC		305	24	7%	329
HARDEE COUNTY HEALTH DEPARTMENT		262	67	20%	329
Life Care Center at Wells Crossing		309	19	6%	328
ADVENTHEALTH MEDICAL GROUP PROMPT CAR	1	228	99	30%	328
FLOMEDILAB		112	216	66%	328
VILLAGE DOCTORS FAMILY MEDICAL CENTER OF		264	63	19%	327
TRI-COUNTY NURSING AND REHABILITATION CENTER INC		311	15	5%	326
PIONEER CLINICAL LAB, LLC		212	113	35%	325
BRISTOL AT TAMPA, THE	4	313	8	2%	325
WHITE WILSON MEDICAL CENTER PA - NAVARRE		222	102	31%	324

COVID-19: testing by laboratory

Data through Feb 26, 2021 verified as of Feb 27, 2021 at 09:25 AM

Data in this report are provisional and subject to change.

The numbers in the table below represent the number of Florida and non-Florida residents for whom test results were received by the Department of Health. A person can be tested by more than one laboratory and can have both positive and negative results. **Therefore, the sum of the numbers in each column will be larger than the total number of people tested.**

Reporting lab	Inconclusive	Negative	Positive	Percent positive	Total
MIDWAY SPECIALTY CARE CENTER	3	206	114	35%	323
ST PETERSBURG PEDIATRICS-PARK BLVD		293	30	9%	323
CORAL TRACE HEALTH CARE	2	316	5	2%	323
BAPTIST PRIMARY CARE, INC		297	25	8%	322
DELTONA HEALTH CARE		298	23	7%	321
ATLANTIC SHORES NURSING AND REHAB CENTER	1	311	9	3%	321
KISSIMMEE FACILITY OPERATIONS LLC		298	23	7%	321
PEDIATRICS BY THE SEA		310	11	3%	321
PALM BEACH ATLANTIC UNIVERSITY		310	11	3%	321
ROSEWOOD HEALTH AND REHABILITATION CENTER		297	21	7%	318
OCEAN VIEW NURSING AND REHAB CENTER		301	16	5%	317
ST PETERSBURG PEDIATRICS-SEMINOLE BLVD		255	61	19%	316
LabCorp (Non-Interfaced)	1	124	191	60%	316
BAY VILLAGE OF SARASOTA INC		313	3	1%	316
SPECIALTY HEALTH AND REHABILITATION CENTER		291	25	8%	316
PruittHealth Santa Rosa		225	90	29%	315
BIOCEPT		293	22	7%	315
FL HUD DESTIN, LLC D/B/A GRAND BOULEVARD HEALTH		278	37	12%	315
AVANTE AT MT DORA		311	3	1%	314
ADVENTHEALTH EXPRESS CARE AT WALGREENS 49TH STREET		261	52	17%	313
GENESIS MEDICAL LABORATORY MIAMI FL.		83	230	73%	313
DIGNITY HEALING, LLC		299	14	4%	313
ST LUCIE EMPLOYEE HEALTH & WELLNESS CENTER		306	6	2%	312
AVENTURA REHAB AND NURSING CENTER		302	10	3%	312
HCSO OCCUPATIONAL HEALTH AND WELLNESS CENTER		244	68	22%	312
KEY WEST HEALTH AND REHAB	1	304	7	2%	312
WELL HEALTH WORKS	1	275	35	11%	311
NATURE COAST MEDICAL GROUP		217	92	30%	309
MEDEXPRESS LUTZ		3	306	99%	309
SPRINGTREE REHAB & HEALTH CARE CENTER		289	19	6%	308
THE SPRINGS AT BOCA CIEGA BAY		299	9	3%	308
PENSACOLA PEDIATRICS PA - TIGER POINT	18	282	8	3%	308
LAKE EUSTIS HEALTH AND REHABILITATION CENTER		300	7	2%	307
REHABILITATION CENTER OF LAKE CITY, THE		279	28	9%	307
SILVER CREEK SENIOR LIVING COMMUNITY		302	5	2%	307
GOOD SAMARITAN SOCIETY-DAYTONA		287	19	6%	306
SAMANTHA WILSON CARE CENTER	4	293	9	3%	306
GANDY CROSSING CARE CENTER	1	290	14	5%	305
HEALTH PARK CARE CENTER		300	4	1%	304
PHYSICIANS REGIONAL WALK-IN		185	119	39%	304
AVELLINO LAB USA, INC	1	291	12	4%	304
TAMARAC REHABILITATION & HEALTH CENTER		300	3	1%	303
MOBILE MEDICAL ASSOCIATES PL	10	251	41	14%	302
PALMS REHABILITATION AND HEALTHCARE CENTER		265	37	12%	302
KENNEDY PAIN CLINIC GROUP LLC		272	29	10%	301
ARGO SENIOR LIVING AT HAVERHILL		282	18	6%	300

COVID-19: testing by laboratory

Data through Feb 26, 2021 verified as of Feb 27, 2021 at 09:25 AM

Data in this report are provisional and subject to change.

The numbers in the table below represent the number of Florida and non-Florida residents for whom test results were received by the Department of Health. A person can be tested by more than one laboratory and can have both positive and negative results. **Therefore, the sum of the numbers in each column will be larger than the total number of people tested.**

Reporting lab	Inconclusive	Negative	Positive	Percent positive	Total
CHAUTAUQUA REHABILITATION AND NURSING CENTER		291	9	3%	300
BOCA BIOLISTICS REFERENCE LABORATORY	2	185	112	37%	299
RIVERS FAMILY MEDICINE PA		222	77	26%	299
JACKSON PLAZA NURSING & REHAB CENTER	6	286	6	2%	298
ELMHURST HOSPITAL CENTER	1	270	26	9%	297
BROOKDALE DESTIN		285	12	4%	297
ENCOMPASS HEALTH REHABILITATION HOSPITAL OF SUNRISE	8	283	6	2%	297
ONESTOP MEDICAL AND URGENT CARE LLC		254	43	14%	297
The Care Center at Pinellas Park	1	288	8	3%	297
HEALTH FIRST ADVENTHEALTH CENTRA CARE - TITUSVILLE		56	241	81%	297
LUTHERAN HAVEN		287	9	3%	296
OSPREY LODGE		237	59	20%	296
BUENA VISTA URGENT CARE		264	32	11%	296
ST JAMES HEALTH AND REHABILITATION CENTER		211	84	28%	295
BONIFAY NURSING AND REHAB CENTER		266	29	10%	295
PEDIATRIC HEALTH CARE ALLIANCE, PA		265	30	10%	295
SAINTS 120 LLC	1	258	34	12%	293
Life Care Center of Punta Gorda	1	279	13	4%	293
AMBULATORY SURGERY CENTER OF BOCA RATON LTD		289	4	1%	293
NORTHWEST MEDICAL CENTER CLINICAL LABORATORY		175	118	40%	293
FAMILY CARE PARTNERS OF NE FLORIDA LLC		223	70	24%	293
LAKELAND REGIONAL HEALTH SYSTEMS INC		26	266	91%	292
MEDICAL CENTER AT OCEAN REEF,THE		277	14	5%	291
REGENTS PARK OF BOCA RATON		289	2	1%	291
BAY COUNTY SHERIFFS OFFICE JAIL FACILITY		246	45	15%	291
LIFE CARE CENTER OF WINTER HAVEN		272	18	6%	290
STATMED OCALA	2	216	72	25%	290
LONGWOOD FAMILY PRACTICE		220	69	24%	289
AUBURN UNIVERSITY MEDICAL CLINIC		227	62	21%	289
PALM GARDEN OF GAINESVILLE	2	285	2	1%	289
HEATHER HILL HEALTHCARE CENTER		242	46	16%	288
CROSS POINTE CARE CENTER	2	280	6	2%	288
INNOVATIVE TRANSFUSION MEDICINE, INC	3	239	46	16%	288
CONSULATE HEALTH CARE OF SAFETY HARBOR		281	6	2%	287
ST JUDE CHILDREN'S RESEARCH HOSPITAL		272	15	5%	287
HOMESTEAD MANOR	2	244	40	14%	286
SOUTHWEST ORLANDO FAMILY MEDICINE, PL		238	48	17%	286
BRIDGEWATER PARK HEALTH AND REHAB		257	28	10%	285
24/7 PEDIATRIC CARE CENTERS INC		266	19	7%	285
PORT SAINT LUCIE HOSPITAL		276	9	3%	285
BAPTIST PRIMARY CARE INC	1	259	24	8%	284
AURORA DIAGNOSTICS BERNHARDT LABORATORIES PATHOLOGY SERVICE		190	93	33%	283
HOLIDAY CVS LLC DBA CVS/PHARMACY #0440		274	9	3%	283
Solaris Healthcare Lake Bennet		251	32	11%	283
ROSEN MEDICAL CENTER		242	40	14%	282
HOLLEY NAVARRE MEDICAL CLINIC		208	74	26%	282

COVID-19: testing by laboratory

Data through Feb 26, 2021 verified as of Feb 27, 2021 at 09:25 AM

Data in this report are provisional and subject to change.

The numbers in the table below represent the number of Florida and non-Florida residents for whom test results were received by the Department of Health. A person can be tested by more than one laboratory and can have both positive and negative results. **Therefore, the sum of the numbers in each column will be larger than the total number of people tested.**

Reporting lab	Inconclusive	Negative	Positive	Percent positive	Total
AVANTE AT LEESBURG INC		281	1	0%	282
ELMCROFT PINECREST	1	260	21	7%	282
RULEME CENTER	2	252	26	9%	280
BEAR CREEK NURSING CENTER		274	5	2%	279
MANORCARE AT LELY PALMS		274	5	2%	279
URGENT CARE EXPRESS LLC		1	278	100%	279
FLORIDA HEALTH CARE PLANS			279	100%	279
SPEARHEAD MEDICAL		230	48	17%	278
TUSKAWILLA NURSING AND REHAB CENTER	2	269	7	3%	278
QUALITOX LABORATORIES		105	172	62%	277
COMMUNITY HEALTH AND REHABILITATION CENTER		216	61	22%	277
PRUITT HEALTH-SANTA ROSA		275	2	1%	277
VILLAGES REGIONAL HOSPITAL SURGERY CENTER LLC, THE		218	58	21%	276
Rehabilitation Center for Park Place LLC		265	11	4%	276
TALLAHASSEE NHHI LLC	1	248	27	10%	276
ESTERO ISLAND MEDICAL CENTER		215	61	22%	276
WESTCHESTER GARDENS LIMITED PARTNERSHIP		270	6	2%	276
DOCTORS MEMORIAL HOSPITAL		155	121	44%	276
TAVARES PEDIATRICS		232	43	16%	275
FAMILY EXPRESS URGENT CARE		5	270	98%	275
HARBOURWOOD	1	270	4	1%	275
PLANT CITY PEDIATRICS	1	223	51	19%	275
renaissance health and rehabilitation center		257	18	7%	275
Coastal Health and Rehabilitation Center		264	11	4%	275
MANOR CARE OF NAPLES FL LLC		272	3	1%	275
PERSONALIZED GENETIC TESTING	1	180	94	34%	275
BAYA POINTE NURSING AND REHABILITATION		191	83	30%	274
Glades West Rehabilitation and Nursing Center		266	8	3%	274
LASER & SURGERY CENTER OF THE PALM BEACHES□		272	1	0%	273
Parkview Rehabilitation Center at Winter Park		265	7	3%	272
ACCURATE DIAGNOSTIC LABS, INC		256	15	6%	271
KINDRED HOSPITAL	7	259	5	2%	271
HOLISTIX TREATMENT CENTERS		265	6	2%	271
WALGREENS 3173		246	24	9%	270
EXCEL PEDIATRICS		226	44	16%	270
Solaris Healthcare Coconut Creek		263	6	2%	269
SILVERCREST HEALTH AND REHABILITATION CENTER	3	258	8	3%	269
PREMIER PLACE AT THE GLENVIEW		260	8	3%	268
ADVENT HEALTH CARE CENTER	9	246	13	5%	268
ADVENT HEALTH - DELTONA ER		214	52	20%	266
DAVID SCOTT MADWAR MD PA□		239	27	10%	266
ADVENT HEALTH CENTRA CARE - ORMOND BEACH		113	153	58%	266
FRICKS PHARMACY		206	59	22%	265
W FRANK WELLS NURSING HOME		237	28	11%	265
SERANADES BY SONATA WEST ORANGE		236	29	11%	265
MILLER BIOCONNECT		236	28	11%	264

COVID-19: testing by laboratory

Data through Feb 26, 2021 verified as of Feb 27, 2021 at 09:25 AM

Data in this report are provisional and subject to change.

The numbers in the table below represent the number of Florida and non-Florida residents for whom test results were received by the Department of Health. A person can be tested by more than one laboratory and can have both positive and negative results. **Therefore, the sum of the numbers in each column will be larger than the total number of people tested.**

Reporting lab	Inconclusive	Negative	Positive	Percent positive	Total
Life Care Center at Inverrary		258	6	2%	264
JACKSONVILLE KIDS PEDIATRICS, PLLC		232	32	12%	264
BRENTWOOD RETIREMENT COMMUNITY	5	227	31	12%	263
SOLARIS HEALTHCARE IMPERIAL		255	8	3%	263
JAMES A HALEY VETERANS HOSPITAL			263	100%	263
SEASIDE HEALTH AND REHABILITATION CENTER		205	57	22%	262
NASSAU COUNTY JAIL		225	37	14%	262
PROTEUS MOLECULAR AND CLINICAL LAB	1	149	111	43%	261
ST CATHERINE'S WEST REHABILITATION HOSPITAL		249	12	5%	261
CLIFFORD CHESTER SIMS VA NURSING HOME		251	9	3%	260
SIGNATURE HEALTHCARE AT THE COURTYARD		213	47	18%	260
LAKE PARK OF MADISON		251	9	3%	260
CLARE BRIDGE ORMOND BEACH	1	259			260
CHIPOLA HEALTH AND REHAB		243	17	7%	260
CONSULATE HEALTHCARE OF KISSIMMEE		247	12	5%	259
WHITE-WILSON MEDICAL CENTER - NICEVILLE		232	27	10%	259
The Grove Health and Rehabilitation		235	23	9%	258
FLORIDA WOMAN CARE LABORATORY LLC		232	26	10%	258
ADVANCED AMBULATORY SURGERY CENTER		246	12	5%	258
TRINITY REGIONAL REHAB CENTER		241	15	6%	256
PAVILION FOR HEALTHCARE, THE		253	2	1%	255
Vi at Lakeside Village Skilled Nursing		249	5	2%	254
AVON PARK PEDIATRICS INC	3	227	24	9%	254
MEMPHIS PATHOLOGY LABORATORY	4	232	18	7%	254
WESTWOOD HEALTHCARE SNF		207	46	18%	253
PW WINDERMERE SUBTENANT LLC		252	1	0%	253
SHELL POINT VILLAGE MEDICAL CENTER		246	7	3%	253
BROOKDALE LAKE TAVARES		247	5	2%	252
BROWARD NURSING & REHABILITATION CTR	8	234	10	4%	252
USA HEALTH UNIVERSITY HOSPITAL CLINICAL LABORATORY	1	241	10	4%	252
FIRST CHOICE PRIMARY CARE		201	51	20%	252
ABBOTT LABORATORIES		164	87	35%	251
VETERANS AFFAIRS MEDICAL CENTER - MIAMI		1	249	100%	250
AYERS HEALTH & REHABILITATION CENTER		245	5	2%	250
MARTIN MEMORIAL MEDICAL CENTER LAB		128	122	49%	250
DEPARTMENT OF HEALTH BUREAU OF FAMILY		248	2	1%	250
HAVEN OF OUR LADY OF PEACE INC		241	8	3%	249
TIERRA PINES CENTER		237	12	5%	249
CENTERSTONE OF FLORIDA		232	17	7%	249
BUREAU OF CLINICAL LABORATORIES		208	40	16%	248
CARRINGTON PLACE OF ST PETE LLC		242	6	2%	248
FOUNTAIN INN NURSING & REHABILITATION CTR, INC		242	6	2%	248
OKEECHOBEE COUNTY HEALTH DEPT	1	166	81	33%	248
HUNT CLUB PEDIATRIC ASSOCIATES, P.A.		212	36	15%	248
ABBOTT DIAGNOSTICS		233	14	6%	247
QUOTIENT SCIENCES		239	8	3%	247

COVID-19: testing by laboratory

Data through Feb 26, 2021 verified as of Feb 27, 2021 at 09:25 AM

Data in this report are provisional and subject to change.

The numbers in the table below represent the number of Florida and non-Florida residents for whom test results were received by the Department of Health. A person can be tested by more than one laboratory and can have both positive and negative results. **Therefore, the sum of the numbers in each column will be larger than the total number of people tested.**

Reporting lab	Inconclusive	Negative	Positive	Percent positive	Total
AVECINA MOBILE		121	125	51%	246
Heritage Healthcare at Tallahassee		239	7	3%	246
RIVERWOOD HEALTH NH LLC		207	39	16%	246
ROSEWOOD HEALTHCARE & REHABILITATION CENTER		239	6	2%	245
HOSPICE OF THE FLORIDA SUNCOAST,THE		244	1	0%	245
MALABAR/ADVENT CENTRA CARE		48	196	80%	244
FORT MYERS REHABILITATION AND NURSING CENTER		217	26	11%	243
Chatsworth at PGA National, LLC		230	12	5%	242
ARCHER HEALTH VENTURES, LLC		217	25	10%	242
GOOD SAMARITAN CARES		236	5	2%	241
WELL-BEING MEDICAL CENTER PLLC		222	19	8%	241
Sunset Point Center		237	4	2%	241
PENSACOLA PEDIATRICS, PA		224	17	7%	241
LODGE HEALTH AND REHABILITATION CENTER, THE		208	32	13%	240
CLARE BRIDGE OF SARASOTA		238	2	1%	240
LA MER NH LLC		235	5	2%	240
Life Care Center of Sarasota		226	13	5%	239
ORANGE COUNTY HEALTH DEPT		228	11	5%	239
FLORIDA CLINICAL LABORATORY-BIOREFERENCE LABORATORIES		89	150	63%	239
PALM GARDEN OF AVENTURA		236	3	1%	239
CHIPOLA MEDICAL ASSOCIATES, LLC		166	73	31%	239
ADVENT HEALTH - ORLANDO		180	58	24%	238
AMERICAN HOUSE SENIOR LIVING		189	49	21%	238
MIAMI JEWISH HEALTH SYSTEMS, INC	3	227	8	3%	238
AZALEA TRACE		224	13	5%	237
HOSPICE OF LAKE & SUMTER INC	1	230	5	2%	236
WIMAUMA COMMUNITY HEALTH CENTER		193	43	18%	236
HOMESTEAD VILLAGE		225	11	5%	236
OAK HAMMOCK AT THE UNIVERSITY OF FLORIDA		229	6	3%	235
REGENTS PARK AT AVENTURA		221	14	6%	235
SARAPATH DIAGNOSTICS		118	117	50%	235
EDGEWATER AT WATERMAN VILLAGE,THE		220	15	6%	235
BAY TREE CARE AND REHABILITATION CENTER		197	38	16%	235
TERRACES OF LAKE WORTH CARE CENTER		223	12	5%	235
STATMED QUICK QUALITY CLINIC AT NORTH PINELLAS		66	169	72%	235
Solaris Senior Living North Naples ALF		226	9	4%	235
ARBOR FACILITY INC		235			235
KR at Hillsborough Lakes/Lutz Healthcare		224	10	4%	234
Chatham Glen Healthcare and Rehabilitation Center		226	7	3%	233
STERLING HOUSE OF DELAND		232	1	0%	233
FELLOWSHIP HOME AT THE FAIRWAY LLC		226	6	3%	232
TGH		1	231	100%	232
Cross Gardens Care Center		231	1	0%	232
FLORIDA KEYS PEDIATRICS & ADOLESCENT CENTER		220	12	5%	232
UCC - WELLINGTON		3	229	99%	232
ATLANTIC URGENT CARE		155	76	33%	231

COVID-19: testing by laboratory

Data through Feb 26, 2021 verified as of Feb 27, 2021 at 09:25 AM

Data in this report are provisional and subject to change.

The numbers in the table below represent the number of Florida and non-Florida residents for whom test results were received by the Department of Health. A person can be tested by more than one laboratory and can have both positive and negative results. **Therefore, the sum of the numbers in each column will be larger than the total number of people tested.**

Reporting lab	Inconclusive	Negative	Positive	Percent positive	Total
ARCPPOINT LABS OF ST PETERSBURG		152	79	34%	231
ManorCare Health Services-Palm Harbor	1	229			230
NORTH FLORIDA PEDIATRICS - MARIANNA		192	38	17%	230
CYPRESS COVE		224	6	3%	230
MANDARIN PEDIATRICS		209	21	9%	230
MY HEALTHY BLUEPRINT BY BAPTIST HEALTH CARE		187	42	18%	229
AMERICAN FINNISH NURSING HOME	2	221	6	3%	229
LYNN HAVEN SPORTS COMPLEX-WALKON CLINIC		21	207	91%	228
WASHINGTON REHAB AND NURSING		218	9	4%	227
PARKS HEALTHCARE & REHABILITATION CTR	4	211	11	5%	226
LAKESIDE NEUROLOGIC		217	9	4%	226
Avante at Inverness		224	1	0%	225
West Melbourne Health and Rehabilitation Center		224	1	0%	225
Lakewood Nursing Center		196	29	13%	225
Consulate Health Care of St. Petersburg		218	7	3%	225
Crossbreeze care center	1	221	2	1%	224
Lake Port Square Health Center		208	16	7%	224
CHEEK AND SCOTT DRUGS INC		181	42	19%	223
LEHIGH VALLEY GENOMICS			223	100%	223
Heartland Healthcare of Ft. Myers	1	221	1	0%	223
BOND CLINIC, PA		161	62	28%	223
WHITE WILSON MEDICAL IMMEDIATE CARE NICEVILLE		16	206	93%	222
PINNACLES PEDS CARE PA		222			222
NORTH FLORIDA PEDIATRICS PA - DUVAL		193	29	13%	222
PEDIATRICS IN BREVARD PA		188	33	15%	221
DE LUNA HEALTH AND REHABILITATION CENTER		199	22	10%	221
Boynton Beach Rehabilitation Center	2	213	4	2%	219
WOOD LAKE HEALTH AND REHABILITATION CENTER		219			219
ARTHREX MEDICAL CENTER	1	118	99	45%	218
Avante at Orlando		214	4	2%	218
Signature healthcare of Jacksonville		213	5	2%	218
CCS - JOSEPH V CONTE		215	2	1%	217
THE MANOR AT CARPENTERS		185	32	15%	217
LAKE PORT SQUARE		200	17	8%	217
ST. CLOUD REGIONAL MEDICAL CENTER		199	18	8%	217
THE RESIDENCE AT TIMBER PINES	4	188	25	12%	217
DISCOVERY VILLAGE AT MELBOURNE		191	26	12%	217
COLLIER URGENT CARE CENTERS CREEKSIDE		199	17	8%	216
ASCENSION MEDICAL GROUP		5	211	98%	216
BROOKDALE ATRIM WAY		210	6	3%	216
Consulate Health Care of North Fort Myers		203	12	6%	215
GATEWAY/ADVENT CENTRA CARE	1	24	190	88%	215
HEARTLAND PEDIATRICS OF LAKE PLACID PA		186	29	13%	215
WALGREENS 10670		191	24	11%	215
BLOCK, NATION, CHASE, AND SMOLEN FAMILY MEDICINE		157	57	27%	214
ADVENT HEALTH - TIMBERRIDGE ER		180	34	16%	214

COVID-19: testing by laboratory

Data through Feb 26, 2021 verified as of Feb 27, 2021 at 09:25 AM

Data in this report are provisional and subject to change.

The numbers in the table below represent the number of Florida and non-Florida residents for whom test results were received by the Department of Health. A person can be tested by more than one laboratory and can have both positive and negative results. **Therefore, the sum of the numbers in each column will be larger than the total number of people tested.**

Reporting lab	Inconclusive	Negative	Positive	Percent positive	Total
Orchid Cove at Sarasota		212	1	0%	213
ST MARK VILLAGE	1	207	5	2%	213
FORT PIERCE HEALTH CARE		206	7	3%	213
ARDEN COURTS OF TAMPA□	2	205	5	2%	212
WIREGRASS DIRECT PRIMARY CARE PLLC□		179	33	16%	212
San Jose Health & Rehabilitation		206	6	3%	212
POCONO MEDICAL CENTER		212			212
PCB CLINIC		167	45	21%	212
CONSULATE HEALTH CARE OF WINTER HAVEN		209	3	1%	212
SURREY PLACE CARE CENTER		205	6	3%	211
SUNRISE DIAGNOSTIC LABORATORY		158	53	25%	211
EDGEWOOD NURSING CENTER		204	7	3%	211
SUPERIOR RESIDENCES OF PANAMA CITY BEACH		205	6	3%	211
BAYVIEW CENTER		206	5	2%	211
CORAL REEF NURSING & REHABILITATION CENTER		206	4	2%	210
PALM BEACH PEDIATRICS PA	2	178	30	14%	210
CONEY ISLAND HOSPITAL		203	7	3%	210
DOCTORS MEMORIAL FAMILY MEDICINE	2	143	64	31%	209
THE PALACE NURSING AND REHABILITATION CENTER		209			209
NSPIRE HEALTHCARE LAUDERHILL		203	6	3%	209
HEALTH FIRST - HOLMES REGIONAL MEDICAL CENTER		32	177	85%	209
Whispering Oaks	11	175	23	11%	209
FLORIDA ATLANTIC UNIVERSITY STUDENT HEALTH		173	36	17%	209
Taylor Care Center		204	5	2%	209
AMELIA MEDICAL CARE		61	147	71%	208
MACCLENNY NURSING AND REHAB		189	18	9%	207
FULGENT GENETICS	2	165	40	19%	207
PALMS MEDICAL GROUP HIGH SPRINGS		174	33	16%	207
VETERANS AFFAIRS ORLANDO VA MEDICAL CENTER			206	100%	206
Concordia Village of Tampa AL		201	5	2%	206
Surrey Place Healthcare and Rehabilitation		204	2	1%	206
Consulate Healthcare of West Palm Beach		189	16	8%	205
Bayside Health and Rehabilitation		175	29	14%	204
LCS SANDHILL COVE LLC DBA	6	190	8	4%	204
BARTON HEALTH ALLIANCE		159	45	22%	204
SAMIR EBEID MD		182	21	10%	203
BROOKDALE OF SPRING HILL	9	192	2	1%	203
SOLARIS SENIOR LIVING VERO BEACH		196	7	3%	203
MACTOWN, INC		201	2	1%	203
GLENRIDGE ON PALMER RANCH,THE		195	8	4%	203
POLK COUNTY HEALTH DEPARTMENT		178	24	12%	202
PATHGROUP LABS LLC		97	105	52%	202
ADVENT HEALTH CENTRA CARE - APOPKA NORTH		172	30	15%	202
ADVENT HEALTH - WESTCHASE ER		171	30	15%	201
COLONY CLUB ALF,THE	1	187	13	6%	201
PADDOCK RIDGE		198	3	1%	201

COVID-19: testing by laboratory

Data through Feb 26, 2021 verified as of Feb 27, 2021 at 09:25 AM

Data in this report are provisional and subject to change.

The numbers in the table below represent the number of Florida and non-Florida residents for whom test results were received by the Department of Health. A person can be tested by more than one laboratory and can have both positive and negative results. **Therefore, the sum of the numbers in each column will be larger than the total number of people tested.**

Reporting lab	Inconclusive	Negative	Positive	Percent positive	Total
CITY OF PORT SAINT LUCIE		188	13	6%	201
VAMC WEST PALM LAB		5	196	98%	201
Governors Creek Health and Rehabilitation	1	198	2	1%	201
ADVENT HEALTH CENTRA CARE - DAYTONA BEACH		94	107	53%	201
LIFE CARE CENTER OF PORT ST. LUCIE		191	10	5%	201
Nspire Health Care Kendall		190	10	5%	200
HERITAGE HEALTHCARE AND REHABILITATION CENTER		195	5	3%	200
ADVENT HEALTH - LAKE NONA		173	27	14%	200
ADVENT HEALTH - CARROLLWOOD	4	169	26	13%	199
SOUTHLAND SUITES OF ORMOND BEACH	4	195			199
BORLAND GROOVER CLINIC	1	163	35	18%	199
ST ANTHONYS REHABILITATION HOSPITAL	9	187	2	1%	198
DEPARTMENT OF HEALTH & HUMAN SERVICES		198			198
INN AT ASTON GARDENS, THE		191	7	4%	198
LAUREL POINT CARE ACQUISITION LLC DBA SANDGATE GARDENS REHAB AND NURSI		171	27	14%	198
220 GOLDEN, LLC	1	181	16	8%	198
PONTE VEDRA GARDENS		196	1	1%	197
LAKEVIEW INTERNAL MEDICINE		141	55	28%	196
ABBIEJEAN RUSSELL CARE CENTER		195	1	1%	196
CONSULATE HEALTH CARE OF MELBOURNE		191	4	2%	195
GOOD SAMARITAN SOCIETY OF DELAND		184	11	6%	195
LAKE VIEW CARE CENTER AT DELRAY		189	6	3%	195
MATHISON RETIREMENT COMMUNITY, INC	1	185	8	4%	194
TARPON POINT NURSING AND REHABILITATION CENTER		191	3	2%	194
SARNO EXTENDED HOURS		124	69	36%	193
NO FLORIDA PEDIATRICS, PA		166	27	14%	193
ANGELS DIAGNOSTIC GROUP		154	39	20%	193
LUIS A GHIGLINO MD PA		185	7	4%	192
CORAL GABLES NURSING & REHABILITATION CENTER		181	10	5%	191
EVENT MED SERVICES LABORATORY		187	4	2%	191
HEALTH LINK DIAGNOSTIC LABORATORIES		182	9	5%	191
Cross Terrace REhabiitation		189	2	1%	191
FLORIDA HEALTH CARE PLAN INC		2	189	99%	191
Sunnyside Nursing Home		187	3	2%	190
MORSELIFE MEMORY CARE RESIDENCE		181	9	5%	190
CYPRESS POINT LIVING, LLC		175	15	8%	190
NEO GENOMICS - FORT MYERS	1	183	6	3%	190
WOMEN'S CARE FLORIDA LABORATORY		183	5	3%	188
Flagler Health and Rehabilitation		185	3	2%	188
FINLAY CLINICAL LABORATORY INC		36	152	81%	188
OCEAN REEF MEDICAL CENTER		150	38	20%	188
CHILDREN MED CARE INC		158	29	16%	187
BOCA RATON REHABILITATION CENTER	4	180	3	2%	187
PALM HARBOR FAMILY PRACTICE & WALK-IN		140	47	25%	187
PLANTATION NURSING & REHAB CENTER		187			187
AMA MEDICAL GROUP LLC		156	31	17%	187

COVID-19: testing by laboratory

Data through Feb 26, 2021 verified as of Feb 27, 2021 at 09:25 AM

Data in this report are provisional and subject to change.

The numbers in the table below represent the number of Florida and non-Florida residents for whom test results were received by the Department of Health. A person can be tested by more than one laboratory and can have both positive and negative results. **Therefore, the sum of the numbers in each column will be larger than the total number of people tested.**

Reporting lab	Inconclusive	Negative	Positive	Percent positive	Total
The Waterford		184	2	1%	186
ANTHEM LAKES LLC		151	35	19%	186
GUEST HOUSE OCALA, THE		181	5	3%	186
WATERMARK LAKE POINTE WOODS LLC		167	18	10%	185
DOS OF NORTH SHORES NURSING & REHAB CENTER		185			185
VIERA MANOR ASSISTED LIVING RESIDENCE		178	7	4%	185
GRACE PEDIATRICS		155	30	16%	185
NIGHT LITE PEDIATRICS WINTER GARDEN		144	41	22%	185
ADVENT		172	13	7%	185
ST AUGUSTINE HEALTH & REHAB CENTER		183	1	1%	184
ST. JAMES BAY HEALTH AND REHABILITATION CENTER		183	1	1%	184
POMPANO REHABILITATION AND NURSING CTR		184			184
VI AT BENTLEY VILLAGE HOME CARE		183	1	1%	184
SANDY PINES	2	164	18	10%	184
OAKBROOK HEALTH AND REHABILITATION CENTER	1	169	14	8%	184
GEORGIA DEPARTMENT OF PUBLIC HEALTH	1	5	178	97%	184
BAPTIST HEALTH PRIMARY CARE	1	134	48	26%	183
ADVENT HEALTH CENTRA CARE - WESLEY CHAPEL		13	170	93%	183
HOSPITAL FOR SPECIAL SURGERY		179	3	2%	182
MARTIN ACQUISITION 1 LLC DBA		169	13	7%	182
TUSCAN GARDENS OF PALM COAST		176	5	3%	181
NADAL PEDIATRICS - VICTORIA STREET (3385)		153	28	15%	181
UNIVERSITY OF MIAMI		54	127	70%	181
CANTERFIELD OF CLAY COUNTY		143	38	21%	181
PATRIOT MEDICAL LABORATORIES		172	8	4%	180
MEDICAL CONSULTANTS OF FLORIDA LLC	1	146	33	18%	180
LEESBURG PEDIATRICS		161	19	11%	180
STERLING HOUSE OF PUNTA GORDA		178	1	1%	179
BAY VUE NURSING AND REHABILITATION CENTER		169	10	6%	179
ZON BEACHSIDE LLC		142	37	21%	179
ST PETERSBURG PEDIATRICS-EAST BAY	1	148	30	17%	179
ARDEN COURTS OF SEMINOLE		137	41	23%	178
HOLISTIC PEDIATRICS GROUP LLC		157	21	12%	178
YOUR FAMILY WALK-IN CLINIC		13	165	93%	178
ADVENT HEALTH CENTRA CARE - CARROLLWOOD		5	172	97%	177
Heritage Park Rehabilitation & Healthcare		159	18	10%	177
SOUTHERN LABORATORY SERVICES OF NWF		149	28	16%	177
BARKLEY PLACE	1	172	4	2%	177
ADVANCED MEDICAL GROUP		1	176	99%	177
Emory L Bennett State Veterans Nursing Home		173	3	2%	176
PRIMECARE OF DOTHAN		122	54	31%	176
DISCOVERY VILLAGE AT NAPLES		159	17	10%	176
MIRACLE HILL NURSING & REHABILITATION CENTER INC		171	5	3%	176
BROOKDALE ORANGE PARK		175	1	1%	176
SUNCOAST URGENT CARE		131	45	26%	176
ORLANDO HEALTH EMERGENCY DEPARTMENT		163	12	7%	175

COVID-19: testing by laboratory

Data through Feb 26, 2021 verified as of Feb 27, 2021 at 09:25 AM

Data in this report are provisional and subject to change.

The numbers in the table below represent the number of Florida and non-Florida residents for whom test results were received by the Department of Health. A person can be tested by more than one laboratory and can have both positive and negative results. **Therefore, the sum of the numbers in each column will be larger than the total number of people tested.**

Reporting lab	Inconclusive	Negative	Positive	Percent positive	Total
ARDEN COURTS OF LARGO FL, LLC		153	21	12%	174
RITECARE MEDICAL CENTER		113	61	35%	174
LAB CORP	1	98	75	43%	174
The Inn at Sarasota Bay Club		172	2	1%	174
ASTON GARDENS AT PELICAN MARSH		169	5	3%	174
ALL SEASONS NAPLES LLC□		169	5	3%	174
KENILWORTH CARE & REHABILITATION CENTER		163	10	6%	173
JACKSONVILLE NURSING AND REHAB CENTER		166	6	3%	172
CANTERFIELD OF OCALA, LLC		161	11	6%	172
PALM BEACH COUNTY FIREFIGHTERS HEALTH CLINIC, LLC		138	34	20%	172
US MEDICAL CARE, INC		154	17	10%	171
BROOKDALE FORT MYERS THE COLONY		167	4	2%	171
FIRST CHOICE PEDIATRICS SEMORAN		85	86	50%	171
ROSECASTLE OF CITRUS		141	30	18%	171
FORT WALTON REHABILITATION CENTER		133	37	22%	170
FLAGLER COUNTY DETENTION CENTER		162	8	5%	170
GENE BY GENE		61	109	64%	170
ALLSOUTH URGENT CARE		6	164	96%	170
DAIRY ROAD URGENT CARE	2	71	96	57%	169
Life Care Center of Orlando		164	5	3%	169
CENTRAL FLORIDA HEALTHCARE GROUP LLC		148	21	12%	169
TUSCAN GARDENS OF VENETIA MANAGEMENT COMPANY		155	13	8%	168
QUICK CARE MED LLC	1	121	46	27%	168
AFTER HOURS PEDIATRICS INC	1	1	166	99%	168
PANAMA CITY DEVELOPMENTAL CENTER□		168			168
CONCORD LIFE SCIENCES LLC	1	149	17	10%	167
BENDERSON FAMILY SKILLED NURSING AND□		150	17	10%	167
ADVENT HEALTH CENTRA CARE - TEMPLE TERRACE	1	103	63	38%	167
JACKSONVILLE UNIVERSITY	1	153	13	8%	167
URGENT CARE OF THE PALM BEACHES, NORTH PALM BEACH			167	100%	167
IMA MEDICAL GROUP		106	60	36%	166
BEACON AT GULF BREEZE, THE	2	155	9	5%	166
PBC FIREFIGHTER BENEFIT FUND WELLNESS CENTER		131	34	21%	165
THE ARLINGTON OF NAPLES INC.		162	3	2%	165
NEW YORK CITY DEPARTMENT OF HEALTH & MENTAL		132	33	20%	165
EXOSOME DIAGNOSTICS	1	146	18	11%	165
SOUTH BALDWIN REGIONAL MEDICAL CENTER		154	11	7%	165
SUWANNEE VALLEY NURSING CENTER		150	14	9%	164
OSPREY VILLAGE AT AMELIA ISLAND LTD		155	9	5%	164
NORTH FLORIDA INTERNAL MEDICINE PA		131	33	20%	164
ADVENTHEALTH EXPRESS CARE AT WESLEY CH		147	16	10%	163
PRECISION GENETICS, INC		157	6	4%	163
TRI COUNTY NURSING HOME		162	1	1%	163
MEADOWCREST FAMILY PHYSICIANS		97	66	40%	163
HOSPICE OF ST FRANCIS INC□		157	6	4%	163
BRADENTON HEALTH CARE		163			163

COVID-19: testing by laboratory

Data through Feb 26, 2021 verified as of Feb 27, 2021 at 09:25 AM

Data in this report are provisional and subject to change.

The numbers in the table below represent the number of Florida and non-Florida residents for whom test results were received by the Department of Health. A person can be tested by more than one laboratory and can have both positive and negative results. **Therefore, the sum of the numbers in each column will be larger than the total number of people tested.**

Reporting lab	Inconclusive	Negative	Positive	Percent positive	Total
MIAMI VA HEALTHCARE SYSTEM			163	100%	163
BRIGHTON EGGERT PHARMACY INC		157	5	3%	162
HAWKINS FAMILY MEDICINE LLC	1	113	48	30%	162
SOMERBY LAKE NONA		154	7	4%	161
CITRUS HEALTH AND REHAB		128	33	20%	161
WOODBIDGE FACILITY INC		156	5	3%	161
CAYUGA MEDICAL CENTER AT ITHACA		156	5	3%	161
BIOIQ		111	50	31%	161
KEYSTONE REHAB		160			160
GREENBRIAR REHABILITATION AND NURSING CENTER	1	159			160
BROOKDALE PENSACOLA		159	1	1%	160
WORKPLACE SCREENING INTELLIGENCE			160	100%	160
GLADES HEALTH CARE CENTER		157	3	2%	160
ROSECASTLE OF ZEPHRHILLS		156	3	2%	159
SPRINGS AT LAKE POINTE WOODS		157	2	1%	159
ARCADIA HEALTH AND REHABILITATION CENTER		100	59	37%	159
MID FLORIDA PATHOLOGY LLC MOBILE UNIT #4		107	51	32%	158
PATHWAY PHARMACY		126	32	20%	158
BAY EDUCATORS WELLNESS CENTER		102	56	35%	158
EDWARD J HEALEY REHAB & NURSING CENTER		158			158
WUESTHOFF REF LABORATORY			158	100%	158
HIGHLANDS URGENT CARE			157	100%	157
GULF COAST MEDICAL CENTER		153	4	3%	157
MOBILE INFIRMARY MED CENTER PATH LAB		142	15	10%	157
WESLEY HAVEN VILLA	1	122	34	22%	157
FARAH MEDICAL		146	10	6%	156
CRYSTAL RIVER HEALTH & REHAB		156			156
CSL PLASMA		31	125	80%	156
TIMBERRIDGE NURSING HOME & REHAB		123	33	21%	156
CARENOW LAKE MARY		26	130	83%	156
Englewood Healthcare and Rehab		141	15	10%	156
COCOA BEACH/ADVENT CENTRA		41	114	74%	155
PEDIATRICS OF GREATER ORLANDO		134	21	14%	155
PRUITT HEALTH		153	2	1%	155
HUNT CLUB PEDIATRIC ASSOCIATES PA		99	56	36%	155
LAKESIDE HEALTH CENTER		154			154
PALMETTO FACILITY INC	1	153			154
FAWCETT MEMORIAL HOSPITAL-LAB		39	115	75%	154
DIAMOND RIDGE		147	7	5%	154
LORI MCAULIFFE MD PA		131	23	15%	154
AZALEA TRACE PHYSICIAN SERVICES		153	1	1%	154
KINDRED HOSPITAL THE PALM BEACHES		148	5	3%	153
CARE CENTERS OF NASSAU		150	3	2%	153
HIALEAH SHORES NURSING AND REHAB CENTER		145	8	5%	153
DOCTORS MEMORIAL FAMILY PRACTICE	2	118	33	22%	153
BARTRAM CROSSING		153			153

COVID-19: testing by laboratory

Data through Feb 26, 2021 verified as of Feb 27, 2021 at 09:25 AM

Data in this report are provisional and subject to change.

The numbers in the table below represent the number of Florida and non-Florida residents for whom test results were received by the Department of Health. A person can be tested by more than one laboratory and can have both positive and negative results. **Therefore, the sum of the numbers in each column will be larger than the total number of people tested.**

Reporting lab	Inconclusive	Negative	Positive	Percent positive	Total
STERLING HOUSE OF WINTER HAVEN		149	3	2%	152
BRADEN RIVER REHABILITATION CENTER LLC		152			152
PHYSICIANS REGIONAL MEDICAL CENTER - PINE RIDGE		19	133	88%	152
LAKEVIEW TERRACE RETIREMENT COMMUNITY		135	17	11%	152
ALTAMONTE MD			152	100%	152
PEDIATRIC SPECIALISTS MEDICAL GROUP	1	140	11	7%	152
DOLPHIN POINTE HEALTH CARE LLC		134	18	12%	152
ANCHOR CARE AND REHABILITATION CENTER		150	1	1%	151
COASTAL INTERNAL MEDICINE		114	37	25%	151
LABORATORY OF FLORIDA		97	53	35%	150
SUMMERFIELD EMERGENCY ROOM		113	37	25%	150
The Crossroads		149	1	1%	150
POINTE, THE		122	28	19%	150
MIDWAY PRIMARY CARE, LLC	11	79	59	40%	149
PRECISION HEALTH RESOURCES, LLC	1	133	15	10%	149
HIGHLANDS LAKE CENTER		145	4	3%	149
MEDICATION ROOMS-CSU/CI NURSE STATION	1	137	11	7%	149
SUNNY HILLS ALF OF SEBRING INC		137	11	7%	148
KRYSTAL BAY NURSING AND REHABILITATION		144	4	3%	148
NURSING PLUS OF BROWARD LLC		133	15	10%	148
WHITE WILSON MEDICAL CENTER IMMEDIATE CARE		43	104	71%	147
GOLD CHOICE SENIOR COMMUNITIES		107	40	27%	147
JUPITER MEDICAL CENTER URGENT CARE - STUART		108	39	27%	147
CHARTER SENIOR LIVING OF PANAMA CITY BEACH		126	21	14%	147
REFUAH HEALTH CENTER LABORATORY		140	7	5%	147
SEAGRASS VILLAGE FLEMING ISLAND		110	37	25%	147
WRIGHTS HEALTH CARE AND REHABILITATION CENTER		117	30	20%	147
MILLENNIUM PHYSICIAN GROUP LLC		125	21	14%	146
LABCORP BURLINGTON		114	32	22%	146
CORE BIO LABS		76	70	48%	146
MILLENNIUM LAB SERVICES			145	100%	145
SIGNATURE HEALTHCARE OF ORANGE PARK		142	3	2%	145
FLORIDA DEPARTMENT OF HEALTH IN TAYLOR COUNTY	1	101	43	30%	145
PROVIDENCE HOSPITAL LABORATORY		137	8	6%	145
VILLAGE PEDIATRICS LLC		120	25	17%	145
PHYSICIAN PARTNERS PERRY		83	62	43%	145
REGENCY CARE OF BLOUNTSTOWN LLC		135	10	7%	145
BROOKDALE CAPE CORAL		145			145
ARDEN COURTS OF DELRAY BEACH FL LLC	3	133	9	6%	145
NCRNC INC		140	4	3%	144
WALGREENS 6221		127	17	12%	144
FHMG-FLORIDA HOSPITAL MEDICAL GROUP		122	22	15%	144
PALM BEACH COUNTY HEALTH DEPT LAB	4	134	6	4%	144
NO FLORIDA PEDIATRICS, PA - BRADFORD		117	27	19%	144
VIPEDIATRICS PLLC		131	12	8%	143
SUNY UPSTATE MEDICAL UNIVERSITY		136	7	5%	143

COVID-19: testing by laboratory

Data through Feb 26, 2021 verified as of Feb 27, 2021 at 09:25 AM

Data in this report are provisional and subject to change.

The numbers in the table below represent the number of Florida and non-Florida residents for whom test results were received by the Department of Health. A person can be tested by more than one laboratory and can have both positive and negative results. **Therefore, the sum of the numbers in each column will be larger than the total number of people tested.**

Reporting lab	Inconclusive	Negative	Positive	Percent positive	Total
ADVENTHEALTH CENTRA CARE PONCIANA	1	81	61	43%	143
JEFFERY WEINZWEIG		2	141	99%	143
Quail Run Health Care Center		143			143
ST VINCENT'S AMBULATORY CARE INC DBA	2	122	18	13%	142
JUPITER MEDICAL CENTER URGENT CENTER		110	32	23%	142
JUNO DERMATOLOGY LLC		129	13	9%	142
NAVARRE GARDENS LLC		117	25	18%	142
BENTON HOUSE AT OAKLEAF		112	30	21%	142
VENICE REGIONAL BAYFRONT HEALTH (PULMONARY)		126	16	11%	142
Oakhurst Center		135	7	5%	142
OAKS OF KISSIMMEE HEALTH AND REHABILITATION CENTER		138	3	2%	141
FAMILY EXTENDED CARE OF CENTRAL TAMPA		123	18	13%	141
PORT ST LUCIE REHABILITATION AND HEALTHCARE		98	43	30%	141
NOVARI CARE LLC		97	44	31%	141
PARTICLE THEORY LABS		128	13	9%	141
UNITED CLINICAL LABORATORIES		132	9	6%	141
CROSSWINDS HEALTH AND REHABILITATION CENTER	1	138	2	1%	141
UNIVERSITY OF CENTRAL FLORIDA HEALTH SERVICES		141			141
ELLENTON PEDIATRICS PA		129	11	8%	140
WEDGEWOOD HEALTHCARE CENTER		92	48	34%	140
SONATA COCONUT CREEK	2	114	24	17%	140
ALL FLORIDA FAMILY AND SPORTS MEDICINE		121	19	14%	140
GRAVITY DIAGNOSTICS, LLC		36	104	74%	140
Gulf Coast Healthcare (Longwood Health and Rehab		118	21	15%	139
METROPOLITAN HOSPITAL CENTER		134	5	4%	139
WEST COAST FAMILY MEDICAL CARE		108	31	22%	139
SEAVIEW NURSING AND REHABILITATION CENTER		137	1	1%	138
ADVENTHEALTH HOSPICE CARE CENTRAL FLORIDA		135	3	2%	138
LabCorp L#09258090 M#09258105		74	64	46%	138
Hampton Court Nursing and Rehabilitation Center		136	2	1%	138
AMERICAN PATHOLOGY PARTNERS		136	2	1%	138
DAYSRING VILLAGE		116	22	16%	138
PPC-LAB EDI ORCHARD BI		129	8	6%	137
ADVENT HEALTH CENTRA CARE - CITRUS PARK		9	128	93%	137
ADVENT HEALTH CENTRA CARE - DELAND		28	109	80%	137
JACKSON COUNTY HEALTH DEPARTMENT		97	40	29%	137
DESOTO PALMS ALF		132	5	4%	137
LAKE REGIONAL URGENT CARE		9	128	93%	137
CRANE CENTER		106	31	23%	137
MANOR AT BLUEWATER BAY		131	6	4%	137
Kindred Hospital South Florida Hollywood SNU		130	7	5%	137
ADVENT HEALTH CENTRA CARE - ORANGE CITY	1	53	82	60%	136
VIERA DEL MAR HEALTH AND REHABILITATION CENTER		132	4	3%	136
VILLAGE PLACE NH LLC		112	24	18%	136
CLARE BRIDGE OF CAPE CORAL	1	135			136
SONATA DELRAY BEACH		125	11	8%	136

COVID-19: testing by laboratory

Data through Feb 26, 2021 verified as of Feb 27, 2021 at 09:25 AM

Data in this report are provisional and subject to change.

The numbers in the table below represent the number of Florida and non-Florida residents for whom test results were received by the Department of Health. A person can be tested by more than one laboratory and can have both positive and negative results. **Therefore, the sum of the numbers in each column will be larger than the total number of people tested.**

Reporting lab	Inconclusive	Negative	Positive	Percent positive	Total
RDV SPORTSPLEX PEDIATRICS		115	21	15%	136
PEDIATRIC CARE CENTER		135			135
IRL MARKET LAB ALACHUA		104	31	23%	135
TUSCAN ISLE CHAMPIONSGATE OP CO LLC		133	2	1%	135
STAR CARE		117	18	13%	135
REGENCY PARK		117	18	13%	135
LONGWOOD HEALTH AND REHABILITATION CENTER		124	11	8%	135
GRAVITY DIAGNOSTICS		48	87	64%	135
QUEENS HOSPITAL CENTER	1	126	8	6%	135
MV MEDICAL PRACTICE DBA PRIMARY URGENT CARE		127	7	5%	134
MED COMP SCIENCES		1	133	99%	134
DOCTOR'S IN HOUSE LABORATORY		18	116	87%	134
ADVANCED MEDICAL CENTER		86	48	36%	134
NAPHCARE, INC AT MANATEE COUNTY JAIL		109	25	19%	134
VILLA MARIA WEST SKILLED NURSING FACILITY		127	7	5%	134
Nemours Children's Urgent Care		80	54	40%	134
DB MD		118	15	11%	133
STEWART MEDICAL GROUP		34	99	74%	133
THE REHABILITATION CENTER OF LAKE CITY		127	5	4%	132
The Ponce Therapy Care Center		127	4	3%	131
CITRUS MEMORIAL HOSPITAL			131	100%	131
INTEGRATED REGIONAL LABORATORIES		119	12	9%	131
THE WELLNESS CENTER AT LAKEWOOD RANCH		43	88	67%	131
SOUTH CAMPUS FACILITY INC		122	9	7%	131
CENTRACARE		17	113	87%	130
MAINSTREAM DIAGNOSTIC LABORATORY LLC		111	19	15%	130
CARENOW URGENT CARE - LAKE MARY			130	100%	130
LIFE BRITE		113	16	12%	129
BMHSI-AEL MICROBIOLOGY LABORATORY	2	102	25	19%	129
The Crossings		127	2	2%	129
TRI-COUNTY NURSING HOME		117	12	9%	129
FINNISH AMERICAN REST HOME-ALF		127	2	2%	129
WILLOW BROOKE COURT AT AZALEA TRACE		127	1	1%	128
FOUNTAINS OF HOPE LLC, THE		127	1	1%	128
CLEARWATER STATMED QUICK QUALITY CLINICS		38	90	70%	128
LIFE CARE CENTER OF ALTAMONTE SPRINGS		102	26	20%	128
HARBORCHASE OF VERO BEACH	1	111	15	12%	127
AMERICAN FAMILY MEDICAL LLC		88	39	31%	127
SHOAL CREEK REHABILITATION CENTER		85	42	33%	127
A PLUS PEDIATRICS		110	17	13%	127
FLORIDA HEALTH CARE PLANS INC		1	126	99%	127
GESSLER CLINIC PA		98	29	23%	127
HILLSBOROUGH COUNTY DEVELOPMENTAL CTR	1	117	8	6%	126
Lakeside Nursing and Rehabilitation Center	1	100	25	20%	126
ARDEN COURTS OF FORT MYERS		123	3	2%	126
CAREATC CITY OF TAMPA		101	25	20%	126

COVID-19: testing by laboratory

Data through Feb 26, 2021 verified as of Feb 27, 2021 at 09:25 AM

Data in this report are provisional and subject to change.

The numbers in the table below represent the number of Florida and non-Florida residents for whom test results were received by the Department of Health. A person can be tested by more than one laboratory and can have both positive and negative results. **Therefore, the sum of the numbers in each column will be larger than the total number of people tested.**

Reporting lab	Inconclusive	Negative	Positive	Percent positive	Total
PROVISTA DIAGNOSTICS, INC		123	3	2%	126
DAYSPRING SENIOR LIVING LLC		124	2	2%	126
VENICE REGIONAL MEDICAL CENTER BAYFRONT HEALTH		53	73	58%	126
AMERICAN HOUSE-BONITA SPRINGS□		125	1	1%	126
HEALTHPOINT MED GRP OF THE EMERALD COAST LLC		96	30	24%	126
QUICK CARE MED PL CR		80	46	37%	126
TGH URGENT CARE - SEMINOLE			125	100%	125
WINDSOR OF LAKEWOOD RANCH,THE		123	2	2%	125
KINDRED HOSPITAL-BAY AREA-ST PETERSBURG LAB	1	117	6	5%	124
MANOR CARE OF PALM HARBOR		123	1	1%	124
BREVARD HEALTH ALLIANCE INC, THE		117	7	6%	124
ARBOR GLEN AT ARBOR TRACE	2	113	9	7%	124
THE CLUB AND REHABILITATION CENTER		123	1	1%	124
SONNIS PEDIATRICS PA		110	13	11%	123
PROMPT CARE OF CENTRAL FLORIDA			123	100%	123
FAWCETT MEMORIAL HOSPITAL LABORATORY			123	100%	123
CLINICA HISPANA		1	122	99%	123
IQBAL A FARUQUI MD□		91	32	26%	123
ISLAND HEALTH AND REHABILITATION CENTER		122	1	1%	123
ALLCARE MEDICAL CENTERS PC		101	22	18%	123
NORTH FL SOUTH GA HCS-MALCOM RANDALL VAMC			123	100%	123
ADVENT HEALTH CENTRA CARE - BRANDON		31	92	75%	123
THREE OAKS PHARMACY INC		109	13	11%	122
COQUINA CENTER		119	3	2%	122
URGENT CARE TCMA			121	100%	121
FLORIDA DEPARTMENT OF HEALTH IN LAKE COUNTY	1	78	42	35%	121
GENEDX		46	75	62%	121
PARKVIEW HEALTH		121			121
Crystal Health & Rehab Center		115	6	5%	121
SEA PINES REHABILITATION HOSPITAL		120	1	1%	121
ARIZONA DEPARTMENT OF HEALTH SERVICES		5	115	96%	120
MEYER PEDIATRICS		107	13	11%	120
WILLOWBROOKE COURT AT ST ANDREWS ESTATES		115	5	4%	120
BROOKDALE JENSEN BEACH□		117	3	3%	120
ISLAND URGENT CARE PLLC DBA AFC URGENT CARE		118	1	1%	119
BOSTON RED SOX CLUB LP		117	2	2%	119
PALMS FACILITY INC		104	15	13%	119
RESEARCH CENTERS OF AMERICA, LLC		97	22	18%	119
MATHISON RETIREMENT COMMUNITY		114	5	4%	119
NORTH BEACH REHABILITATION CENTER		117	2	2%	119
CITRUS MEMORIAL HEALTH SYSTEM LAB		2	116	98%	118
QUALITY URGENT CARE AND WELLNESS PL	3	83	32	27%	118
COASTAL HEALTH AND REHAB		110	8	7%	118
PSL NAPLES BH OPERATIONS, LLC		118			118
MINUTECLINIC DIAGNOSTIC OF RHODE ISLAND, LLC #729		114	4	3%	118
GEORGE SAFRAN MD PC		107	11	9%	118

COVID-19: testing by laboratory

Data through Feb 26, 2021 verified as of Feb 27, 2021 at 09:25 AM

Data in this report are provisional and subject to change.

The numbers in the table below represent the number of Florida and non-Florida residents for whom test results were received by the Department of Health. A person can be tested by more than one laboratory and can have both positive and negative results. **Therefore, the sum of the numbers in each column will be larger than the total number of people tested.**

Reporting lab	Inconclusive	Negative	Positive	Percent positive	Total
RDX BIOSCIENCE		60	58	49%	118
SH HERON EAST LLC		103	15	13%	118
SPRING HAVEN RETIREMENT	1	116			117
NEIGHBORHOOD MEDICAL CENTER		112	5	4%	117
CHERRY OAK PALM BEACH COUNTY		111	6	5%	117
SACRED HEART HEALTH SYSTEM INC		90	27	23%	117
Avante at Melbourne		116	1	1%	117
BELVEDERE COMMONS OF FORT WALTON BEACH		106	10	9%	116
EAST NEW YORK DIAGNOSTIC AND TREATMENT		110	6	5%	116
PANAMA PHARMACY	3	96	17	15%	116
Mt Sinai Aventura			116	100%	116
MACKOUL PEDIATRICS FORT MYERS		100	16	14%	116
HOBDAIR FAMILY HEALTH LLC		81	35	30%	116
WINDERMERE MEDICAL CENTER		112	4	3%	116
LEE COUNTY SCHOOL DISTRICT	1	108	7	6%	116
SUNFLOWER SPRINGS ASSISTED LIVING		105	10	9%	115
TIFFANY HALL NURSING AND REHAB CENTER		106	9	8%	115
BROOKDALE COLONIAL PARK	2	112	1	1%	115
WALTON PLACE		115			115
DIAGNOSTIC LABORATORY OF OKLAHOMA		92	23	20%	115
ELAN BUENA VISTA		97	17	15%	114
PROFESSIONAL URGENT CARE SERVICES		81	33	29%	114
BROWARD HEALTH CORAL SPRINGS EPIDEMIOLOGY DEPT		1	113	99%	114
CLERMONT URGENT CARE			114	100%	114
JPR URGENT MEDICAL CARE		112	2	2%	114
CABANA AT JENSEN DUNES, THE		110	4	4%	114
MCW MENTAL HEALTH LLC		112	2	2%	114
VITAS HEALTHCARE CORPORATION OF FLORIDA		110	3	3%	113
ADVENTHEALTH MEDICAL GROUP FAMILY MEDICINE AT		88	25	22%	113
Courtyards of Orlando Care Center		101	12	11%	113
D PEDIATRICS		98	15	13%	113
TREASURE COAST MEDICAL ASSOCIATES		4	109	96%	113
WILLISTON PEDIATRICS PA		91	22	19%	113
RIVERSIDE RECOVERY OF TAMPA		111	1	1%	112
ALLIED HEALTH FORT PIERCE		112			112
GULFCOAST PEDIATRICS		104	8	7%	112
NADAL PEDIATRICS		86	26	23%	112
Sandy Ridge Center for Rehabilitation and Healing		91	21	19%	112
JEFFERSON COUNTY HEALTH DEPARTMENT-MONTICELLO		81	31	28%	112
EMBRY RIDDLE AERONAUTICAL UNIVERSITY HEALTH SERVICES		1	111	99%	112
WALGREENS 4915		100	11	10%	111
MONTEFIORE MEDICAL CENTER LABORATORIES - MOSES		101	10	9%	111
ARBOR TERRACE ORTEGA LLC	2	107	2	2%	111
CLEAR MOLECULAR	2	107	2	2%	111
PHYSICIANS REGIONAL CLINIC		82	29	26%	111
CLEVELAND CLINIC FOUNDATION		12	99	89%	111

COVID-19: testing by laboratory

Data through Feb 26, 2021 verified as of Feb 27, 2021 at 09:25 AM

Data in this report are provisional and subject to change.

The numbers in the table below represent the number of Florida and non-Florida residents for whom test results were received by the Department of Health. A person can be tested by more than one laboratory and can have both positive and negative results. **Therefore, the sum of the numbers in each column will be larger than the total number of people tested.**

Reporting lab	Inconclusive	Negative	Positive	Percent positive	Total
WESTWOOD NURSING & REHAB		77	34	31%	111
MEASE COUNTRYSIDE HOSPITAL		1	109	99%	110
WILLIAM OWEN PASS PARK		103	7	6%	110
LAKE HOUSE ASSISTED LIVING		93	17	15%	110
PINELLAS COUNTY JAIL			110	100%	110
THE COURTYARD ASSISTED LIVING		106	4	4%	110
TRADITION MEDICAL CENTER LABORATORY		48	62	56%	110
ADVENT HEALTH - PALM HARBOR ER		82	28	25%	110
RITE MEDICAL CARE PC		109	1	1%	110
CCS - PAUL REIN DETENTION FACILITY		81	28	26%	109
TGH URGENT CARE - TYRONE		2	107	98%	109
KINDRED HOSPITAL MELBOURNE	1	104	4	4%	109
MG PORT CHARLOTTE II SUBTENANT LLC		98	11	10%	109
UNIVERSITY MEDICAL CENTER SUITES		96	13	12%	109
SMILEY MEDICAL GROUP		80	29	27%	109
L&S SENIOR CARE DBA ARCADIA OAKS	4	103	1	1%	108
MD 365 MEDICAL CARE		107	1	1%	108
EVANS HEALTH CARE		106	2	2%	108
SUMMIT MEDICAL GROUP		99	9	8%	108
NAVY HOSPITAL			107	100%	107
HIGHLANDS MEDICAL CENTER		104	3	3%	107
BIODESIX, INC.		79	28	26%	107
BAY VIEW HEALTHCARE		85	22	21%	107
PINELLAS CARE CENTER		78	29	27%	107
GRAND OAKS HEALTH & REHABILITATION		106	1	1%	107
ELMCROFT OF BELLA VITA		98	8	8%	106
NORTH FLORIDA EVALUATION AND TREATMENT CENTER	2	99	5	5%	106
PEDIATRIC ASSOCIATES AT ARGYLE PA		100	6	6%	106
MINUTECLINIC LLC #4987		92	14	13%	106
SUNLIFE PHARMACY		100	6	6%	106
SOLARIS SENIOR LIVING OF MERRITT ISLAND		102	4	4%	106
HEART OF FLORIDA REGIONAL MED CTR		35	71	67%	106
PICH KTM CORP DBA MDTOWN PHARMACY		89	16	15%	105
MEDICAL CONSULTANTS OF FLORIDA DBA	1	90	14	13%	105
MAGNOLIA MEDICAL CLINIC		11	94	90%	105
UNIVERSITY HEALTH SYSTEM INC		95	10	10%	105
ROHR HOME		101	3	3%	104
VISTA MANOR		92	12	12%	104
KINDRED HOSPITAL SOUTH FLORIDA		102	2	2%	104
GRANDE, THE	2	98	4	4%	104
CHURCH OF SCIENTOLOGY FLAG SERVICE ORGANIZATION		102	2	2%	104
EAST RIDGE RETIREMENT VILLAGE INC		104			104
FLAGLER COLLEGE HEALTH SERVICES		76	28	27%	104
PEDIATRIC CARE CENTER- JACKSONVILLE BEACH		75	29	28%	104
PREDICTIVE LABORATORIES, INC	1	90	12	12%	103
SOUTH BALDWIN MEDICAL CENTER GULF SHORES		82	21	20%	103

COVID-19: testing by laboratory

Data through Feb 26, 2021 verified as of Feb 27, 2021 at 09:25 AM

Data in this report are provisional and subject to change.

The numbers in the table below represent the number of Florida and non-Florida residents for whom test results were received by the Department of Health. A person can be tested by more than one laboratory and can have both positive and negative results. **Therefore, the sum of the numbers in each column will be larger than the total number of people tested.**

Reporting lab	Inconclusive	Negative	Positive	Percent positive	Total
North Lake Care Center		102	1	1%	103
HOSPICE OF THE TREASURE COAST		100	3	3%	103
LIFE CARE CENTER OF JACKSONVILLE		82	21	20%	103
DIATHERIX LABORATORIES		60	43	42%	103
MY CLINICAL LAB INC		17	85	83%	102
WELLOW URGENT CARE PC		102			102
LATE HOURS URGENT CARE		58	44	43%	102
FHMG LAKE MARY PEDS		88	14	14%	102
ALL MY KIDS PEDIATRICS INC		75	27	26%	102
AMERICAN HOUSE COCONUT POINT		89	13	13%	102
FIRSTCARE CLINIC		47	55	54%	102
SEMINOLE TRIBE OF FLORIDA		81	20	20%	101
APLS SERVICES LLC D/B/A CLEAR DIAGNOSTICS	10	91			101
ST PETERSBURG PEDIATRICS-MLK JUNIOR BLVD		93	8	8%	101
ALTERNATIVE LIVING, INC DBA TWIN CITIES PAVILION		98	3	3%	101
KINDRED HOSPITAL - SOUTH FLORIDA		98	3	3%	101
HOSPICE OF THE EMERALD COAST INC - PANAMA CITY	2	92	7	7%	101
FAMILY MEDICAL CARE OF PALM BEACH		41	60	59%	101
BROOKDALE VERO BEACH SOUTH AL		101			101
CCS - BROWARD COUNTY JAIL		94	6	6%	100
DOUGLAS T JACOBSON STATE VETERANS HOME		100			100
SENIOR LIVING VII TAMPA LLC	1	90	9	9%	100
Centre Pointe Health and Rehabilitation Center		89	11	11%	100
Consulate Health Care of Port Charlotte		98	2	2%	100
WHITE PLAINS HOSPITAL CENTER LAB		96	4	4%	100
CENTRAL FLORIDA HEALTH CARE		47	52	53%	99
SEMINOLE SPORTS AND FAMILY MEDICINE		88	11	11%	99
PRIME HEALTH OF NORTH PORT LLC		88	11	11%	99
FLORIDA MEDICAL CLINIC LLC		56	43	43%	99
EMERALD COAST CENTER		96	3	3%	99
VIERA HOSPITAL			99	100%	99
GLOBAL CENTRAL LABS AT PPD	2	88	9	9%	99
VILLAS OF HOLLY BROOK - BRADENTON 14TH		99			99
CHARLES CROFT MD	1	96	1	1%	98
Cross Landings Health and Rehabilitation		97	1	1%	98
PLAZA OF HALLANDALE BEACH		98			98
SANIBEL INTERNAL MEDICINE, LLC		95	3	3%	98
SEMINOLE COUNTY HEALTH DEPARTMENT		79	19	19%	98
LANDMARK, THE		48	50	51%	98
WESTCHESTER MEDICAL CENTER		95	3	3%	98
URINEGOODHANDS LLC		96	2	2%	98
ISLAND DOCTORS		12	86	88%	98
FLORIDA COMMUNITY HEALTH CENTERS INC			98	100%	98
ST MARK ASSISTED LIVING CENTER	1	85	12	12%	98
SUMMIT MEDICAL GROUP PA		88	10	10%	98
ARBOR TRAIL		77	20	21%	97

COVID-19: testing by laboratory

Data through Feb 26, 2021 verified as of Feb 27, 2021 at 09:25 AM

Data in this report are provisional and subject to change.

The numbers in the table below represent the number of Florida and non-Florida residents for whom test results were received by the Department of Health. A person can be tested by more than one laboratory and can have both positive and negative results. **Therefore, the sum of the numbers in each column will be larger than the total number of people tested.**

Reporting lab	Inconclusive	Negative	Positive	Percent positive	Total
RIDGEWOOD DIAGNOSTIC LABORATORY		92	5	5%	97
WILTON MANORS HEALTH & REHABILITATION CENTER		88	9	9%	97
HEALTH CENTERS AT BRENTWOOD		96	1	1%	97
A2Z DIAGNOSTICS		96	1	1%	97
MACADAMS HOME HEALTH AGENCY		96	1	1%	97
DAYTONA BEACH HEALTH AND REHAB CENTER		97			97
J FRANK AVEY MD		77	20	21%	97
PEDIATRIC ASSOCIATES ORLANDO		82	14	15%	96
CAREMOUNT MEDICAL - PATHOLOGY		92	4	4%	96
BAYSHORE MEMORY CARE		96			96
MARKET STREET VIERA		95	1	1%	96
HEARTLAND PHARMACY LAKE PLACID, INC		71	25	26%	96
PruittHealth Fleming Island		84	12	13%	96
325TH MEDICAL GROUP		83	12	13%	95
THE TERRACE OF KISSIMMEE		80	15	16%	95
DEVANSH LAB WERKS INC		79	16	17%	95
CROSS CITY REHABILITATION AND HEALTH CARE CENTER		72	23	24%	95
PANCARE HEALTH GULF COUNTY		69	26	27%	95
SUPERIOR RESIDENCES OF LECANTO		80	15	16%	95
SIGNATURE HEALTHCARE OF PORT CHARLOTTE		88	7	7%	95
ORLANDO LUTHERAN TOWERS ASSISTED LIVING		95			95
DIAGNOSTIC SOLUTIONS		3	91	97%	94
OPPENHEIMER PLASTIC SURGERY LLC		89	5	5%	94
MIAMI BEACH COMMUNITY HEALTH CENTER		1	93	99%	94
CONSULATE HEALTH CARE OF SARASOTA	1	93			94
KINDRED HOSPITAL NORTH FLORIDA	3	86	5	5%	94
QPS, LLC		91	3	3%	94
SUNSHINE GARDENS		93	1	1%	94
ADVENTHEALTH MEDICAL GROUP PRIMARY CARE		89	4	4%	93
EC OPCO CARROLLWOOD LLC		87	6	6%	93
Peninsula Care and Rehab		81	12	13%	93
HURLBURT FIELD CLINIC		39	54	58%	93
Golfview Healthcare Center		90	3	3%	93
EMERALD COAST PEDIATRICS & ADOL		82	11	12%	93
KALEIDA HEALTH CENTER FOR LABORATORY		87	6	6%	93
SEVEN HILLS HEALTH AND REHABILITATION CENTER		77	16	17%	93
PENNSYLVANIA DEPT OF HEALTH		21	72	77%	93
HAZELDEN FLORIDA	1	89	3	3%	93
KORGENE LAB	1	23	68	74%	92
LAKELAND REGIONAL HEALTH LAKE MIRIAM		50	42	46%	92
FLORIDA STATE HOSPITAL CLINICAL LABORATORY		92			92
LECONTE MEDICAL CENTER LAB		73	19	21%	92
ARBOR TERRACE SAN JOSE LLC	3	87	2	2%	92
MINNESOTA TWINS		87	5	5%	92
HARBORCHASE OF NAPLES		79	13	14%	92
ADVENT HEALTH CENTRA CARE - WATERMAN		79	13	14%	92

COVID-19: testing by laboratory

Data through Feb 26, 2021 verified as of Feb 27, 2021 at 09:25 AM

Data in this report are provisional and subject to change.

The numbers in the table below represent the number of Florida and non-Florida residents for whom test results were received by the Department of Health. A person can be tested by more than one laboratory and can have both positive and negative results. **Therefore, the sum of the numbers in each column will be larger than the total number of people tested.**

Reporting lab	Inconclusive	Negative	Positive	Percent positive	Total
BERNHARDT LABORATORIES	1	46	45	49%	92
TUSCAN ISLE OPERATING COMPANY LLC DBA		88	3	3%	91
BAHIA OAKS LODGE		85	6	7%	91
ESCAMBIA COUNTY JAIL	1	64	26	29%	91
HERON CLUB AT PRESTANCIA		89	2	2%	91
ST PETERSBURG PEDIATRICS-SEMINOLE		78	13	14%	91
ADVENT HEALTH CENTRA CARE - EAST ORLANDO		61	29	32%	90
PALMS EDGE	1	83	6	7%	90
CENTURY CENTER FOR REHABILITATION & HEALING		72	18	20%	90
CVS		21	69	77%	90
MAGNOLIA DIAGNOSTIC		2	88	98%	90
KEYS MEDICAL GROUP			90	100%	90
JOHN KNOX VILLAGE OF FLORIDA ALF	1	85	4	4%	90
ATMORE COMMUNITY HOSPITAL LABORATORY		66	24	27%	90
HEARTLAND HEALTHCARE AND REHAB CENTER		67	22	25%	89
ESCAMBIA COUNTY JAIL DETENTION DIVISION		86	3	3%	89
F&T MEDICAL RESEARCH, INC		89			89
PREMIER MEDICAL CENTER LLC		89			89
STUART LODGE LIVING LLC		66	23	26%	89
NORTH FLORIDA SPINE AND WELLNESS		69	20	22%	89
LABCORP RTP		34	55	62%	89
VITAS HEALTHCARE		79	10	11%	89
ST JOSEPH'S HOSPITAL LABORATORY			89	100%	89
NORTH SHORE MEDICAL LABS	1	81	7	8%	89
FREEDOM INN AT TARPON SPRINGS		82	7	8%	89
SURFSIDE URGENT CARE		72	17	19%	89
HAWTHORN HOUSE		74	14	16%	88
DELAND WELLNESS CENTER			88	100%	88
East Bay Rehabilitation Center		54	34	39%	88
GOVERNOR'S CREEK HEALTH & REHABILITATION		87	1	1%	88
MICRO PATH LABORATORIES INC		85	3	3%	88
HOSPICE OF MARTIN & ST LUCIE, INC		85	3	3%	88
AVERO DIAGNOSTICS		64	24	27%	88
ATRIUM AT LIBERTY PARK		84	4	5%	88
NSPIRE HEALTHCARE TAMARAC		80	8	9%	88
PEDIATRICS IN BREVARD PA- ROCKLEDGE		54	34	39%	88
LAKE GIBSON VILLAGE, LLC		85	3	3%	88
PACIFIC ANALYTICS			87	100%	87
BRANDON HEALTH AND REHABILITATION CENTER	1	85	1	1%	87
MINUTECLINIC DIAGNOSTIC OF SOUTH CAROLINA, LLC		71	16	18%	87
ARDEN COURTS OF LELY PALMS		84	2	2%	86
DISCOVERY VILLAGE AT THE FORUM		86			86
ADVANCED EMURGENT CARE		27	59	69%	86
SOUTH GEORGIA MEDICAL CENTER		48	38	44%	86
PENSACOLA DEVELOPMENTAL CENTER		67	19	22%	86
CALADIUM PEDIATRICS		78	8	9%	86

COVID-19: testing by laboratory

Data through Feb 26, 2021 verified as of Feb 27, 2021 at 09:25 AM

Data in this report are provisional and subject to change.

The numbers in the table below represent the number of Florida and non-Florida residents for whom test results were received by the Department of Health. A person can be tested by more than one laboratory and can have both positive and negative results. **Therefore, the sum of the numbers in each column will be larger than the total number of people tested.**

Reporting lab	Inconclusive	Negative	Positive	Percent positive	Total
MINUTECLINIC DIAGNOSTIC		79	6	7%	85
MIAMI SHORES NURSING & REHAB		85			85
W. FRANK WELLS NURSING HOME		84	1	1%	85
EPWORTH VILLAGE RETIREMENT COMMUNITY		85			85
ERIE COUNTY MEDICAL CTR CLINICAL LABS		81	4	5%	85
AVANTE AT OCALA INC		55	30	35%	85
BAPTIST MEDICAL CENTER SOUTH		69	16	19%	85
WALGREENS #12673		82	3	4%	85
NITE LITE PEDIATRICS - JACKSONVILLE		76	8	10%	84
DEBARY HEALTH AND REHABILITATION CENTER		81	3	4%	84
CLYDE E LASSEN STATE VETERANS NURSING HOME		59	25	30%	84
BAY REGIONAL URGENT CARE	1	48	35	42%	84
ARBOR OAKS AT TYRONE	8	73	3	4%	84
Baldwin Pediatrics		73	11	13%	84
Winter Garden Rehab and Nursing Facility		73	11	13%	84
STONY BROOK UNIVERSITY MEDICAL CENTER		70	14	17%	84
PINES OF SARASOTA GARDEN		84			84
LABFIRST - DEPARTMENT OF PATHOLOGY		79	4	5%	83
GRAND OAKS OF JENSEN BEACH LLC		82	1	1%	83
PORT CHARLOTTE REHABILITATION CENTER		70	13	16%	83
LEE MEMORIAL HEALTH SYSTEM HEALTH FAIR		78	5	6%	83
LABCORP EMPLOYER SERVICES		82	1	1%	83
BAYCARE HEALTH SYSTEMS		2	81	98%	83
LAFAYETTE NURSING AND REHABILITATION CENTER		81	2	2%	83
CANOPY ON BERRYHILL, THE		51	32	39%	83
A COUNTRY PLACE ASSISTED LIVING FACILITY		80	2	2%	82
Lexington Health and Rehabilitation Center		82			82
WINDSOR OAKS		81	1	1%	82
THE PAVILION FOR HEALTH CARE		72	10	12%	82
BRILLIANCE ASSISTED LIVING		65	17	21%	82
LAB		29	53	65%	82
EAST ALABAMA MEDICAL CENTER LABORATORY		70	12	15%	82
PENSACOLA PEDIATRICS - PACE		73	8	10%	81
BIO-TECH CLINICAL LABORATORIES		41	40	49%	81
GIBBENS FAMILY MEDICAL, LLC		63	18	22%	81
UNIVERSTIY CENTER MEDICAL LLC DBA	1	76	4	5%	81
CARE CENTERS OF NASSAU, LLC - HENDRICKS RD		81			81
BONITA PHARMACY		75	6	7%	81
CARE RESOURCE COMMUNITY HEALTH CENTERS INC		79	2	2%	81
HUNTSVILLE HOSPITAL LABORATORY		56	25	31%	81
MEMORY CARE OF NAPLES		81			81
MOOSEHAVEN LIFE CARE CENTER		81			81
MENORAH HOUSE		79	1	1%	80
CAN COMMUNITY HEALTH		79	1	1%	80
TURNING POINT OF TAMPA		74	6	8%	80
EXPERTUS LABORATORIES INC		28	52	65%	80

COVID-19: testing by laboratory

Data through Feb 26, 2021 verified as of Feb 27, 2021 at 09:25 AM

Data in this report are provisional and subject to change.

The numbers in the table below represent the number of Florida and non-Florida residents for whom test results were received by the Department of Health. A person can be tested by more than one laboratory and can have both positive and negative results. **Therefore, the sum of the numbers in each column will be larger than the total number of people tested.**

Reporting lab	Inconclusive	Negative	Positive	Percent positive	Total
ASHRAF MEDICAL GROUP PLLC DBA PULSE MD		77	3	4%	80
CATHOLIC HEALTH SYSTEM DEPT LABORATORY		78	2	3%	80
NEW SMYRNA BEACH URGENT CARE			80	100%	80
LONG TERM CARE OF JAY, LLC		59	21	26%	80
VETERANS AFFAIRS MEDICAL CENTER - PALO ALTO		28	51	65%	79
BALMORAL TENANT SERVICES INC	1	43	35	44%	79
CORNERSTONE MEDICAL CARE OF BRANDON PL		66	13	16%	79
PLYMOUTH HOME FOR ADULTS, INC.	8	70	1	1%	79
SONATA WEST		77	2	3%	79
CBS LABS OF TAMPA LLC		3	76	96%	79
ACE BIOMEDICAL LABS LLC		66	13	16%	79
EDGEWATER AT WATERMAN VILLAGE		78	1	1%	79
CHAMBREL AT ISLAND LAKE		75	3	4%	78
FLORIDA DEPARTMENT OF HEALTH IN WALTON COUNTY		65	13	17%	78
LAKE MORTON PLAZA		75	3	4%	78
Madison Health and Rehabilitation Center		42	36	46%	78
MD 365 MEDICAL CARE PLLC		78			78
BHA CENTRAL COUNTY CLINIC		55	23	29%	78
PARK OF THE PALMS INC		77			77
ORANGE CITY NURSING AND REHAB		75	2	3%	77
TRUE NORTH HEALTH NAVIGATION LLC DBA DISPATCHHEALTH	1	60	16	21%	77
HEALTH FIRST - PALM BAY HOSPITAL		2	75	97%	77
BEACHES PEDIATRICS PA		72	5	6%	77
NORTH PORT REHABILITATION AND NURSING CENTER		75	1	1%	76
CENTRAL BALDWIN IMMEDIATE CARE & FAMILY PRACTICE		58	18	24%	76
DYNAMIC MEDICAL USA			76	100%	76
S-H THIRTY-FIVE OPCO- PORT ST LUCIE, LLC	1	75			76
CLINICAL PATHOLOGY ASSOCIATES-SONIC REFERENCE LAB		76			76
ROSECASTLE AT DELANEY CREEK		75	1	1%	76
WEST VOLUSIA FAMILY AND SPORTS MEDICINE		75	1	1%	76
WINDSOR REFLECTIONS		75	1	1%	76
WALGREENS 9627		70	6	8%	76
EMERALD COAST BEHAVIORAL HOSPITAL		70	6	8%	76
BAY PINES MEDICAL ASSOCIATES		1	75	99%	76
MOBILE PHYSICIAN SERVICES INC		68	8	11%	76
ORANGE PARK PEDIATRICS		68	8	11%	76
AU HEALTH		61	14	19%	75
FLORIDA PEDIATRIC GROUP		27	48	64%	75
BOND CLINIC PA		43	32	43%	75
PROMEDICA LABORATORIES		21	54	72%	75
ADVENTHEALTH EXPRESSCARE		45	30	40%	75
LENOX HILL HOSPITAL		68	6	8%	74
NOAH CLINICAL LABORATORY		63	11	15%	74
BROOKDALE OVIEDO		72	2	3%	74
HUNTINGTON HOSPITAL LABORATORY		71	3	4%	74
ST VINCENT'S BIRMINGHAM		68	6	8%	74

COVID-19: testing by laboratory

Data through Feb 26, 2021 verified as of Feb 27, 2021 at 09:25 AM

Data in this report are provisional and subject to change.

The numbers in the table below represent the number of Florida and non-Florida residents for whom test results were received by the Department of Health. A person can be tested by more than one laboratory and can have both positive and negative results. **Therefore, the sum of the numbers in each column will be larger than the total number of people tested.**

Reporting lab	Inconclusive	Negative	Positive	Percent positive	Total
BLISS HEALTHCARE SERVICES	1	51	22	30%	74
BROWARD HEALTH MEDICAL CENTER		3	71	96%	74
FLORIDA ATLANTIC UNIVERSITY		71	3	4%	74
LAKE HOWELL FAMILY MEDICINE ASSOCIATES		63	11	15%	74
BARBARA O'REILLY MD PA		71	3	4%	74
LAB PLUS, LLC AT SAINT THOMAS WEST HOSPITAL		59	14	19%	73
SCOTT LAKE HEALTH AND REHABILITATION CENTER		71	2	3%	73
BROWARD HEALTH MEDICAL CENTER CLINICAL LAB			73	100%	73
SIMED LABORATORY		57	16	22%	73
CONSULATE HEALTH CARE - LAKE MARY		72	1	1%	73
TOTAL CARE PLUS LLC			73	100%	73
MINUTECLINIC DIAGNOSTIC OF TEXAS, LLC		64	9	12%	73
MINUTECLINIC DIAGNOSTIC OF NORTH CARO		65	8	11%	73
WATERCREST ST LUCIE WEST	1	69	3	4%	73
FHMG- FLORIDA HOSPITAL MEDICAL GROUP		62	10	14%	72
ALTAMONTE PEDIATRIC ASSOCIATES		31	41	57%	72
HAVEN OF OUR LADY OF PEACE		72			72
CRAIG BERGER MD PL D/B/A BAY AREA EYE INSTITUTE		72			72
QUALITY URGENT CARE AND WELLNESS		40	32	44%	72
MINUTECLINIC DIAGNOSTIC OF SOUTH CARO		60	12	17%	72
NORTH FLORIDA PEDIATRICS		57	14	20%	71
AMMON LABS		61	10	14%	71
MINUTECLINIC DIAGNOSTIC OF OHIO LLC		55	16	23%	71
PANIRA HEALTHCARE CLINIC		2	69	97%	71
HARBOR BEACH NURSING AND REHABILITATION CENTER		68	3	4%	71
PUBLIC SQUARE PHARMACY LLC		54	17	24%	71
HOLMES COUNTY HEALTH DEPARTMENT	1	57	13	18%	71
FIRST CHOICE PEDIATRICS INC		65	6	8%	71
ADVANCED LAB		67	4	6%	71
KINDRED AT HOME		62	9	13%	71
WALGREENS 2941		68	3	4%	71
STERLING HOUSE OF TALLAHASSEE	3	62	6	8%	71
LANDMARK HOSPITAL SOUTHWEST FLORIDA LLC		67	3	4%	70
Highlands Regional Hospital		63	7	10%	70
ADVENT HEALTH - LAKE MARY		60	10	14%	70
SUMMIT AT VENICE	2	63	5	7%	70
CATHOLIC HEALTH SERVICES REGIONAL LAB		63	7	10%	70
SUNCOAST COMMUNITY HEALTH CENTERS PEDIATRICS		21	49	70%	70
JERICO URGENT CARE		67	3	4%	70
OAK MANOR NURSING HOME		66	4	6%	70
RARITAN BAY PERTH AMBOY		63	7	10%	70
LAKE WALES OPERATING GROUP LLC		65	5	7%	70
CRESTVIEW URGENT CARE		5	65	93%	70
SAN JOSE SENIOR CARE LLC	1	43	25	36%	69
CP/AIG PENSACOLA DEVELOPMENT LLC		66	3	4%	69
MEMORIAL MANOR		69			69

COVID-19: testing by laboratory

Data through Feb 26, 2021 verified as of Feb 27, 2021 at 09:25 AM

Data in this report are provisional and subject to change.

The numbers in the table below represent the number of Florida and non-Florida residents for whom test results were received by the Department of Health. A person can be tested by more than one laboratory and can have both positive and negative results. **Therefore, the sum of the numbers in each column will be larger than the total number of people tested.**

Reporting lab	Inconclusive	Negative	Positive	Percent positive	Total
PARKSIDE INN	3	64	2	3%	69
PLANTATION GENERAL HOSPITAL CLINICAL LAB		26	43	62%	69
AHEC CLINIC		7	62	90%	69
USF HEALTH MORSANI CENTER		5	64	93%	69
HERITAGE HEALTHCARE AND REHABILITATION CENTER		69			69
AEL- MEMPHIS		17	51	75%	68
ASSOCIATED CLINICAL LABORATORIES		60	8	12%	68
BARRY UNIVERSITY STUDENT HEALTH SERVICES		37	31	46%	68
STONY BROOK SOUTHAMPTON		67	1	1%	68
SUNCOAST OPTIMAL WELLNESS		23	45	66%	68
GV NAPLES OPCO, LLC		67	1	1%	68
BROOKDALE BONITA SPRINGS		67	1	1%	68
Avante at St Cloud, Inc.		66	2	3%	68
EISENHOWER ARMY MEDICAL CENTER		61	7	10%	68
MEASE MANOR INC		63	4	6%	67
COOPER FAMILY MEDICAL PLLC		50	17	25%	67
G & R HEALTH MART PHARMACY		55	12	18%	67
BIG BOCA SMILES LLC		65	2	3%	67
MD LABS		40	27	40%	67
PANCARE HEALTH - MALONE CLINIC		60	7	10%	67
JENNIFER J CHIAVETTA-GRLSANTI DC		54	13	19%	67
GENPATH			67	100%	67
AMERICAN FAMILY MEDICAL		53	13	20%	66
TITUSVILLE FAMILY PRACTICE		16	50	76%	66
PUTNAM COUNTY SHERIFFS OFFICE		60	6	9%	66
MED EXPRESS		6	60	91%	66
MEDEX MEDICAL EXPRESS OF PALATKA			66	100%	66
INDIGO MANOR		22	44	67%	66
CL BRUMBACK PRIMARY CARE CLINICS		16	50	76%	66
EXPRESS DOCS LLC			66	100%	66
PENSACOLA PEDIATRICS MILTON		56	9	14%	65
SUMMER VISTA ASSISTED LIVING		38	27	42%	65
BROOKDALE CENTRE POINTE	1	64			65
TREASURE COAST FORENSIC TREATMENT CTR		44	21	32%	65
VETERANS AFFAIRS MEDICAL CENTER - GULF COAST		27	38	58%	65
BISHOP GRADY VILLAS		63	2	3%	65
SOMERBY OF SANTA ROSA BEACH		56	9	14%	65
JACOBI MEDICAL CENTER		61	4	6%	65
ISLAND COAST PEDIATRICS		58	7	11%	65
OKEECHOBEE URGENT CARE		17	48	74%	65
BOND CLINIC DR ELDEEB		35	30	46%	65
OUT OF STATE		40	24	38%	64
WADSWORTH HEALTH CENTER		61	3	5%	64
ADVENT HEALTH CENTRA CARE - WINTER GARDEN		18	46	72%	64
TRINITY AL SENIOR HOUSING LLC		45	19	30%	64
NEMOURS CHILDRENS PRIMARY CARE OVIEDO		51	13	20%	64

COVID-19: testing by laboratory

Data through Feb 26, 2021 verified as of Feb 27, 2021 at 09:25 AM

Data in this report are provisional and subject to change.

The numbers in the table below represent the number of Florida and non-Florida residents for whom test results were received by the Department of Health. A person can be tested by more than one laboratory and can have both positive and negative results. **Therefore, the sum of the numbers in each column will be larger than the total number of people tested.**

Reporting lab	Inconclusive	Negative	Positive	Percent positive	Total
PRIMECARE AT TWIN LAKES		1	63	98%	64
MEDRITE URGENT CARE		52	12	19%	64
EC OPCO PENSACOLA, LLC		63	1	2%	64
MID FLORIDA PRIMARY CARE PA		51	13	20%	64
NORTH SHORE UNIVERSITY HOSPITAL LABORATORY		58	6	9%	64
JOSEPH L MORSE GERIATRIC CENTER	2	59	3	5%	64
LAKE CITY VA MEDICAL CENTER			64	100%	64
NXGEN MDX		20	44	69%	64
CORAL GABLES HOSPITAL			64	100%	64
Stratford Court of Palm Harbor		54	10	16%	64
GREENLEAF ALF		63	1	2%	64
APC PEDIATRICS AT RYE ROAD MEDICAL PARK		63			63
MEDI CLINIC SARASOTA INC		62	1	2%	63
ARDEN COURTS OF PALM HARBOR		47	16	25%	63
MED ONE AT SAINT AUGUSTINE		33	30	48%	63
MINUTECLINIC DIAGNOSTIC OF NORTH CAROL		54	9	14%	63
BEEHIVE HOMES OF GULF BREEZE		47	16	25%	63
NOMI HEALTH LAB SERVICES LLC		5	58	92%	63
VIERA HEALTH AND REHABILITATION CENTER		62	1	2%	63
MISIR DRUGS LLC		51	12	19%	63
LUTHERAN HAVEN ASSISTED LIVING		63			63
MENTAL HEALTH CARE INC		53	9	15%	62
OVERLOOK HOSPITAL LABORATORY		57	5	8%	62
SOUTH LAKE PEDIATRICS		60	2	3%	62
ARDEN COURTS OF SARASOTA		46	16	26%	62
WEST		48	14	23%	62
SAMFORD UNIVERSITY HEALTH SERVICES		61	1	2%	62
KEYSTYLE LIVING LLC	1	60	1	2%	62
AEGIS MEDICAL GROUP		47	15	24%	62
LAKELAND REGIONAL HEALTH		38	24	39%	62
Summit Medical Group, Pa DbA Citymd		56	6	10%	62
Winter Park Care and Rehab		60	1	2%	61
LEVY COUNTY DEPARTMENT OF HEALTH		44	17	28%	61
HARMONY CLINIC		1	60	98%	61
MORTON PLANT HOSPITAL NURSING		1	60	98%	61
MICHAEL AKPEKE MD		52	9	15%	61
AFTER HOURS PEDIATRICS			61	100%	61
BROOKDALE PALM COAST		61			61
PEDIATRIC SERVICES OF AMERICA INC		59	2	3%	61
WASHINGTON REHABILITATION AND NURSING CENTER		51	10	16%	61
RAPID RELIABLE TESTING NY LLC		56	5	8%	61
PALM BAY HOSPITAL			61	100%	61
THE VILLAGES REGIONAL HOSPITAL FREESTANDING		53	8	13%	61
HERNANDO COUNTY FIRE RESCUE DISTRICT		27	34	56%	61
BURRY'S PHARMACY INC		37	24	39%	61
EMERALD COAST HOSPICE		60	1	2%	61

COVID-19: testing by laboratory

Data through Feb 26, 2021 verified as of Feb 27, 2021 at 09:25 AM

Data in this report are provisional and subject to change.

The numbers in the table below represent the number of Florida and non-Florida residents for whom test results were received by the Department of Health. A person can be tested by more than one laboratory and can have both positive and negative results. **Therefore, the sum of the numbers in each column will be larger than the total number of people tested.**

Reporting lab	Inconclusive	Negative	Positive	Percent positive	Total
JACKSONVILLE VA UNIVERSITY OPC	4	54	3	5%	61
PANCARE HEALTH - FREEPORT CLINIC SUITE B		52	9	15%	61
CINNAMON COVE ALF		59	1	2%	60
PALM BAY URGENT CARE		28	32	53%	60
WILSON MEMORIAL REGIONAL MEDICAL CENTER		56	4	7%	60
THE PRESERVE AT CLEARWATER		58	2	3%	60
DELCARE PA		45	15	25%	60
NORTH FLORIDA MEDICAL CENTER		56	4	7%	60
TWIN CREEKS ASSISTED LIVING & MEMORY CARE		57	3	5%	60
THOMAS INTERNAL MEDICINE		50	10	17%	60
INTERNAL LAB		50	9	15%	59
FLORIDA HEALTH CARE		8	51	86%	59
WAVE CREST HEALTH AND REHABILITATION CENTER		57	2	3%	59
SOS MOBILE MEDICAL CARE LLC		48	11	19%	59
ABSOLUTE HEALTH INTERNAL MEDICINE AND PEDIATRICS		52	7	12%	59
BIOTECH		52	7	12%	59
BOND AND STEELE CLINIC, PA		48	11	19%	59
TBI RESIDENTIAL SERVICES, INC.		48	11	19%	59
MILLENIUUM PHYSICIANS GROUP		1	58	98%	59
COLLIER PHARMACY		50	9	15%	59
UHEALTH AT FISHER ISLAND			59	100%	59
FERN PARK DEVELOPMENTAL CENTER		5	54	92%	59
ADVENT HEALTH - PALM COAST		1	58	98%	59
RITECARE MED CTR H			59	100%	59
CARDIOLOGY AND MEDICINE ASSOCIATES		43	16	27%	59
THE CANOPY AT BERRYHILL		58			58
SONATA BOCA RATON		54	4	7%	58
NORTH CENTRAL BRONX HOSPITAL		56	2	3%	58
KINDRED HOSPITAL CENTRAL TAMPA BLOOD GAS	1	52	5	9%	58
Margate Health and Rehabilitation Center		56	2	3%	58
MICHIGAN DEPARTMENT OF HEALTH AND HUMAN SERVICES	1		57	98%	58
LPG CONVENIENT CARE AT PINE ISLAND ROAD		52	6	10%	58
GATTOLINE ENTERPRISES, INC. DBA FAMILY CARE PHARMACY		49	9	16%	58
NORTHEAST FLORIDA STATE HOSP-NURSING		56	1	2%	57
TROY REGIONAL MEDICAL CENTER		46	11	19%	57
Palms at Ponte Vedra Assisted Living and Memory Care		54	3	5%	57
GRAND ST PAUL CVS		57			57
HORIZON ALF		56	1	2%	57
INNOVATIVE GENOMICS, LLC		38	19	33%	57
MALCOM RANDALL DEPT OF VAMC			57	100%	57
KAPG FLEMING ISLAND SENIOR HOUSING OPCO LLC	1	56			57
FLORIDA MEDICAL CLINIC PA		46	11	19%	57
LIFESTREAM BEHAVIORIAL CENTER		38	19	33%	57
ALZHEIMERS CARE CENTER OF VIERA LTD		37	20	35%	57
ASCENSION SACRED HEART BAY LABORATORY		54	3	5%	57
TIFFANY HALL NURSING AND REHAB		44	12	21%	56

COVID-19: testing by laboratory

Data through Feb 26, 2021 verified as of Feb 27, 2021 at 09:25 AM

Data in this report are provisional and subject to change.

The numbers in the table below represent the number of Florida and non-Florida residents for whom test results were received by the Department of Health. A person can be tested by more than one laboratory and can have both positive and negative results. **Therefore, the sum of the numbers in each column will be larger than the total number of people tested.**

Reporting lab	Inconclusive	Negative	Positive	Percent positive	Total
MAUREEN OROURKE-FUTEY			56	100%	56
VITAS HEALTHCARE CORP OF FLORIDA		55	1	2%	56
BAPTIST HEALTH SOUTH FLORIDA - WEST BOCA URGENT CARE		34	22	39%	56
STEINHATCHEE FAMILY MEDICAL CENTER	1	48	7	13%	56
ST JOHNS COUNTY DETENTION CENTER		56			56
PHYSICIANS PRIMARY CARE OF SOUTHWEST FLORIDA		39	17	30%	56
EAGLES WATCH CLUSTER		47	9	16%	56
BioReference Laboratories, Inc		7	49	88%	56
INTERNAL MEDICINE ASSOCIATES PA		52	4	7%	56
LINCOLN MEDICAL AND MENTAL HEALTH CENTER		53	3	5%	56
DAVID POSNACK JEWISH DAY SCHOOL		56			56
TUKA PEDIATRICS		7	49	88%	56
ATRIA PARK OF LAKE FOREST (WG HERITAGE LF LLC)		54	2	4%	56
ST FRANCIS HOSPITAL		48	8	14%	56
CARE CENTERS OF NASSAU LLC MINER ROAD SOUTH		55			55
SONATA HUNTERS CREEK		47	8	15%	55
GENESIS DERMATOLOGY		51	4	7%	55
MEDLOGIC LABORATORIES		3	52	95%	55
EAST HILL PHARMACY		38	17	31%	55
Gabisa Medical LLC		55			55
KEY WEST MEDICAL CENTER	1	50	4	7%	55
CDR MAGUIRE INC	1	7	47	85%	55
COOPER FAMILY MEDICAL, PLLC		45	10	18%	55
life Care Center of Melbourne		38	17	31%	55
PANCARE HEALTH - JACKSON COUNTY		44	11	20%	55
PREMIER MEDICAL ASSOCIATES ALL FLORIDA LLC		54	1	2%	55
SUWANNEE COUNTY SHERIFF OFFICE		52	3	5%	55
KENDALL REGIONAL MEDICAL CENTER LAB	3		52	95%	55
NITE LITE PEDIATRICS - PORT ST. LUCIE		45	9	17%	54
JUNIPER VILLAGE AT NAPLES		53	1	2%	54
MARQUIS LABS, LLC		53	1	2%	54
CERTUS MTD OPCP LLC		52	2	4%	54
CHILDREN'S HOSPITAL OF ALABAMA		53	1	2%	54
TROPICANA MANUFACTURING COMPANY INC		50	4	7%	54
FAMILY EXTENDED CARE OF PUNTA GORDA		54			54
ALLIANCE PEDIATRICS		24	30	56%	54
UNITED LABORATORY SERVICES CORPORATION		38	16	30%	54
SARASOTA CO. HEALTH DEPT # 58		40	14	26%	54
SARATOGA HOSPITAL LABORATORY		49	5	9%	54
GRAND VILLA OF DELAND		50	4	7%	54
CLERMONT HEALTH AND REHAB		40	14	26%	54
TOWERS HOME CARE		50	4	7%	54
PALM BAY PEDIATRICS		36	18	33%	54
ST. CLOUD MEDICAL GROUP		54			54
APOLLOMDX LABS		31	22	42%	53
QUOTIENT SCIENCES LABS LLC			53	100%	53

COVID-19: testing by laboratory

Data through Feb 26, 2021 verified as of Feb 27, 2021 at 09:25 AM

Data in this report are provisional and subject to change.

The numbers in the table below represent the number of Florida and non-Florida residents for whom test results were received by the Department of Health. A person can be tested by more than one laboratory and can have both positive and negative results. **Therefore, the sum of the numbers in each column will be larger than the total number of people tested.**

Reporting lab	Inconclusive	Negative	Positive	Percent positive	Total
SOMERSET			53	100%	53
Osprey Point Nursing Center		51	2	4%	53
Salerno Bay Health & Rehabilitation Center		44	9	17%	53
PROMEDICA SENIOR LIVING		51	1	2%	52
ALEXANDER NININGER STATE VETERANS		52			52
VPA PC LAB		48	4	8%	52
ADVENT HEALTH - MOUNT DORA		9	43	83%	52
SNH BRFL TENANT LLC	2	50			52
ADVENT HEALTH		49	3	6%	52
INTERNAL MEDICINE SPECIALIST		46	6	12%	52
PALM RIVER COMMUNITY HEALTH CENTER		46	5	10%	51
GATEWAY CARE CENTER		50	1	2%	51
LPG PEDIATRICS AT PAGE FIELD		50	1	2%	51
VALENCIA HOUSE ALF		50	1	2%	51
FINLAY CLINICAL LABORATORY		20	31	61%	51
BIG BEND CARES, INC		43	8	16%	51
GOOD HEARTS COVID TESTING		8	43	84%	51
AVANTE ST CLOUD		48	3	6%	51
UNIVERSITY OF WEST FLORIDA, THE		50	1	2%	51
Jupiter Medical Center Pavilion		50	1	2%	51
ROCKLEDGE REGIONAL MEDICAL CENTER		30	21	41%	51
THE GOOD SHEPARDS OF DELAND-WEST		50	1	2%	51
GULFVIEW MEDICAL INSTITUTE		51			51
NICEVILLE URGENT CARE		8	42	84%	50
FLORIDA HEALTH CARE DELAND			50	100%	50
ORCHID COVE AT DAYTONA		45	5	10%	50
BETHUNE-COOKMAN UNIVERSITY		32	18	36%	50
WEST ISLIP URGENT CARE		46	4	8%	50
81ST MEDICAL GROUP		28	22	44%	50
GENTIVA HEALTH SERVICES CERTIFIED INC		47	3	6%	50
TRADITIONAL HOME HEALTH OF PALM BEACH INC		49	1	2%	50
WALGREENS #10373		48	2	4%	50
SOUTHEAST ALABAMA MEDICAL CENTER			50	100%	50
BUECHELE DENTAL PA DBA CLERMONT FAMILY DENTISTRY		41	9	18%	50
INN AT ASTON GARDENS AT PELICAN POINTE,THE		46	4	8%	50
GOLDEN POND COMMUNITIES		50			50
ROCHESTER GENERAL HOSPITAL LABORATORY		46	4	8%	50
PENNSYLVANIA DEPARTMENT OF HEALTH BUREAU OF LABORATORIES			50	100%	50
SOLARIS SENIOR LIVING NORTH NAPLES		48	1	2%	49
S-H THIRTY FIVE OPCO - ORANGE CITY, LLC		39	10	20%	49
SOUTH CAROLINA DEPT OF HEALTH AND ENVIRONMENT CONTROL		10	39	80%	49
SOFT CELL LABORATORIES		45	4	8%	49
HCTB INC		47	2	4%	49
LITTLE NECK URGENT CARE		47	2	4%	49
INN AT THE FOUNTAINS, THE		34	15	31%	49
HEALTH FIRST - CAPE CANAVERAL HOSPITAL		1	48	98%	49

COVID-19: testing by laboratory

Data through Feb 26, 2021 verified as of Feb 27, 2021 at 09:25 AM

Data in this report are provisional and subject to change.

The numbers in the table below represent the number of Florida and non-Florida residents for whom test results were received by the Department of Health. A person can be tested by more than one laboratory and can have both positive and negative results. **Therefore, the sum of the numbers in each column will be larger than the total number of people tested.**

Reporting lab	Inconclusive	Negative	Positive	Percent positive	Total
NORTHBROOK CENTER FOR		47	2	4%	49
ALLEGRO		47	2	4%	49
DOH		23	26	53%	49
MEADOWCREST FAMILY PHYSICIANS PA	1	27	21	43%	49
USF		1	48	98%	49
DEVELOPMENTAL DISABILITIES DEFENDANT PROGRAM		47	2	4%	49
HIALEAH HOSPITAL RESPIRATORY DEPT			48	100%	48
PREMIER MEDICAL ASSOCIATES		46	2	4%	48
RAINBOW PEDIATRICS PC LLC / BREAKFAST POINT		38	10	21%	48
BAY CENTER HURRICANE SHELTER		48			48
NAPLES PEDIATRICS INC		43	5	10%	48
BARNETT PARK		2	46	96%	48
PHILLIPPE RIDGE		36	12	25%	48
ST CLOUD PHYSICIAN MANAGEMENT LLC DBA ST CLOUD		28	20	42%	48
BIGGERS FAMILY MEDICINE PA	1	42	5	10%	48
THE TERRACE OF JACKSONVILLE		3	45	94%	48
GRAND OAKS OF PALM CITY LLC	1	41	6	13%	48
COURTYARD GARDENS OF JUPITER		48			48
ARTHREX MEDICAL CENTER		28	20	42%	48
CAREMED INTERNAL MEDICINE		30	18	38%	48
SEWANEE MOLECULAR DIAGNOSTICS LABORATO		48			48
CAPE REGIONAL MEDICAL CENTER		45	2	4%	47
INSTITUTE OF PATHOLOGY KINGS COUNTY		46	1	2%	47
NAVARRE GARDENS		41	6	13%	47
POPLAR HEALTHCARE PLLC	1	11	35	74%	47
CVS MINUTE CLINIC		1	46	98%	47
SAFARI PEDIATRICS PA		46	1	2%	47
BARNES HEALTHCARE OF FLORIDA LLC		44	3	6%	47
PRACTICE MANAGEMENT OF AMERICA, INC.		7	40	85%	47
INTERLAB		1	46	98%	47
FHMG_CTR FOR SENIOR HEALTH		42	5	11%	47
PERSONAL PEDIATRICS		42	5	11%	47
HOME CARE PHARMACY		46			46
EAST MANATEE FAMILY	1	1	44	96%	46
CAMPBELL URGENT CARE			46	100%	46
PREMIER PLACE HEALTHCARE AT THE GLENVIEW		46			46
PEDIATRIC SERVICES AND BREATHING CENTER PA		33	13	28%	46
KAPG ST AUGUSTINE SENIOR HOUSING OPCO LLC		37	9	20%	46
ADVENT HEALTH MEDICAL GROUP OB GYN AT		40	6	13%	46
ADVENT HEALTH - LAKE WALES		34	12	26%	46
ADVENT HEALTH EXPRESS CARE		4	42	91%	46
H LEE MOFFITT CANCER CENTER MICRO		46			46
COLLIER BLVD HMA PHYSICIAN MANAGEMENT LLC		46			46
HARTFORD HEALTH SERVICES LLC		46			46
ROSECASTLE OF JACKSONVILLE LLC		45	1	2%	46
FAST PACE MEDICAL CLINIC, PLLC		40	6	13%	46

COVID-19: testing by laboratory

Data through Feb 26, 2021 verified as of Feb 27, 2021 at 09:25 AM

Data in this report are provisional and subject to change.

The numbers in the table below represent the number of Florida and non-Florida residents for whom test results were received by the Department of Health. A person can be tested by more than one laboratory and can have both positive and negative results. **Therefore, the sum of the numbers in each column will be larger than the total number of people tested.**

Reporting lab	Inconclusive	Negative	Positive	Percent positive	Total
MINUTECLINIC DIAGNOSTIC OF NEW JERSEY		38	7	16%	45
Conway Lakes Health and Rehabilitation Center		45			45
NEOGENOMICS LABORATORIES INC		45			45
COLLIER URGENT CARE CENTERS		44	1	2%	45
FAMILY EXTENDED CARE OF WINTER HAVEN		43	2	4%	45
WINTER GARDEN REHAB AND NURSING CENTER		41	4	9%	45
NEXT MOLECULAR ANALYTICS		14	31	69%	45
SOUTHPORT SQUARE HARBOUR HEALTH		45			45
NEW YORK PRESBYTERIAN - QUEENS DIAGNOSTIC		42	3	7%	45
STUART URGENT CARE			45	100%	45
REDI-MED WALK-IN FAMILY CARE			45	100%	45
EMERGENCY PHYSICIANS MEDICAL CENTER LLC		28	17	38%	45
CSL PLASMA INC		7	38	84%	45
MOBILE DOC FL, LLC		29	16	36%	45
HILA BECKERMAN MD LLC	1	42	2	4%	45
HERNANDO ENDOSCOPY AND SURGERY CENTER		34	11	24%	45
NORTH FLORIDA / SOUTH GEORGIA VETERANS HEALTH SYSTEM		1	44	98%	45
ERDOX		42	2	5%	44
GRAND AVENUE RX			44	100%	44
WG EVERGREEN WOODS SH LLC		44			44
QHC UPSTATE MEDICAL PC		36	8	18%	44
Gulf Shore Care Center		39	5	11%	44
THE MERIDIAN AT BOCA RATON	1	43			44
NIGHT LITE PEDIATRICS CENTER LLC		10	34	77%	44
S-H THIRTY FIVE OPCO - LUTZ, LLC		43	1	2%	44
PEDIATRICS OF CENTRAL FLORIDA – SAINT CLOUD	2	40	2	5%	44
MARIANNA HEALTH AND REHABILITATION CENTER		43	1	2%	44
SILVER LAKE PEDIATRICS PA		40	4	9%	44
FLORIDA HOSPITAL		28	16	36%	44
ALLIANCE OF PHYSICIANS AGAINST COVID-19			44	100%	44
MERCY MEDICAL URGENT CARE CENTER INC		12	32	73%	44
CALHOUN COUNTY HEALTH DEPT		20	24	55%	44
FAMILY HEALTH CENTER		31	13	30%	44
CITYMD OF MANAHAWKIN		42	2	5%	44
MORTON PLANT			43	100%	43
RADIOLOGY ASSOCIATES OF VENICE AND ENGLEWOOD		41	2	5%	43
FELICIDAD MEDICAL CENTER			43	100%	43
Guardian Care Nursing and Rehabilitation Center		43			43
LARA HEALTH AND WELLNESS CENTER LLC		43			43
PATRICK AIR FORCE BASE		3	40	93%	43
LAKE MARY KIDS CENTRA CARE		33	10	23%	43
TGH URGENT CARE POWERED BY FAST TRACK			43	100%	43
TAMPA BAY CONCIERGE DOCTOR, LLC		41	2	5%	43
WOLFF CTR FOR CHILD & ADOLESCENT HEALTH PLLC,THE		26	17	40%	43
PRINCETON VILLAGE□		39	4	9%	43
SONORAN DESERT PATHOLOGY ASSOCIATES		2	41	95%	43

COVID-19: testing by laboratory

Data through Feb 26, 2021 verified as of Feb 27, 2021 at 09:25 AM

Data in this report are provisional and subject to change.

The numbers in the table below represent the number of Florida and non-Florida residents for whom test results were received by the Department of Health. A person can be tested by more than one laboratory and can have both positive and negative results. **Therefore, the sum of the numbers in each column will be larger than the total number of people tested.**

Reporting lab	Inconclusive	Negative	Positive	Percent positive	Total
AESTHETIC ENHANCEMENTS		43			43
Citymd Of Toms River		37	6	14%	43
MINUTECLINIC DIAGNOSTIC OF KANSAS, PA		36	7	16%	43
BRP SH OPCO LLC		43			43
GARDENS HEALTH NH LLC		43			43
ERIC C MRSHAL, MD, PC #1842		40	3	7%	43
BETHESDA HEALTH URGENT CARE		3	40	93%	43
BRANCH MEDICAL CLINIC			43	100%	43
Atlantic Shore Nursing and Rehab		42			42
SAN CARLOS PHARMACY		38	4	10%	42
MAIMONIDES-SHALOM ACADEMY, INC		41	1	2%	42
CLINICAL LABORATORY		42			42
ECOLAB GROUP		8	34	81%	42
ST VINCENTS PRIMARY CARE		37	5	12%	42
KIVA AT CANTERBURY		25	17	40%	42
SUNCOAST TECHNICAL COLLEGE SCHOOL OF HEALTH		42			42
WALGREENS #06012		37	5	12%	42
BENTLEY VILLAGE II		33	9	21%	42
HOLY NAME HOSPITAL LABORATORY		41	1	2%	42
WALGREENS 3145		39	3	7%	42
FIRST CHOICE URGENT CARE		12	30	71%	42
ISLAND URGENT CARE PLLC		40	2	5%	42
SOUTHSIDE HOSPITAL NORTHWELL HEALTH LABORATORY		35	7	17%	42
LINCOLN DIAGNOSTIC LAB		40	2	5%	42
PEDIATRICS OF CENTRAL FLORIDA KISSI		33	8	20%	41
TREASURE COAST PEDIATRICS PA		36	5	12%	41
DOH-WEST PALM BEACH BRANCH LABORATORY		2	39	95%	41
University Hills health and Rehabilitation		31	10	24%	41
MIRIMUS CLINICAL LABS	1	16	24	59%	41
UNIVERSITY OF ALABAMA		38	3	7%	41
BENTON HOUSE OF ST. JOHNS		39	2	5%	41
BRONX LEBANON HOSPITAL-MEDICAL CENTER		37	4	10%	41
TERRACE AT HOBE SOUND, THE	1	37	3	7%	41
FLORIDA HOSPITAL NEW SMYRNA		4	37	90%	41
INTERCOASTAL MEDICAL GROUP			41	100%	41
REGENCY OAKS HEALTH CENTER		39	2	5%	41
NORTH CAROLINA DEPARTMENT OF HEALTH & HUMAN SERVICES	1		39	98%	40
DEPT OF VA MED CENTE-WEST PALM BEACH			40	100%	40
ROYAL PALM SENIOR RESIDENCE		40			40
BENTLEY CARE CENTER		40			40
FREEDOM SQUARE NURSING CENTER		32	8	20%	40
PACIFICA SENIOR LIVING OCALA		35	5	13%	40
PLAINVIEW URGENT CARE		38	2	5%	40
LOURDES HOSPITAL INC		38	2	5%	40
LONGLEAF DIAGNOSTIC LABORATORIES		11	29	73%	40
PRIDE DIAGNOSTICS		24	16	40%	40

COVID-19: testing by laboratory

Data through Feb 26, 2021 verified as of Feb 27, 2021 at 09:25 AM

Data in this report are provisional and subject to change.

The numbers in the table below represent the number of Florida and non-Florida residents for whom test results were received by the Department of Health. A person can be tested by more than one laboratory and can have both positive and negative results. **Therefore, the sum of the numbers in each column will be larger than the total number of people tested.**

Reporting lab	Inconclusive	Negative	Positive	Percent positive	Total
CLINICAL PATHOLOGY LABORATORIES, INC		40			40
GRAMERCY PARK URGENT CARE		38	2	5%	40
RENAISSANCE AT THE TERRACES		39	1	3%	40
MID-FLORIDA PATHOLOGY, LLC		32	8	20%	40
CAPITAL REGIONAL MEDICAL CENTER		2	38	95%	40
AVALON PARK RETIREMENT RESIDENCE		39	1	3%	40
PATRICK MANOR INCORPORATED		40			40
CENTRA CARE - LAKE NONA		4	36	90%	40
URGENT CARE & WELLNESS CENTER		10	30	75%	40
SPRING MANOR ASSISTED LIVING		40			40
MEDEX MEDICAL EXPRESS OF PALATKA LLC			39	100%	39
CARE 4 U MANAGEMENT, INC			39	100%	39
ADVENT HEALTH CENTRA CARE - LAKELAND		30	9	23%	39
BAY COUNTY JAIL ANNEX		34	5	13%	39
ADVENTIST HEALTH SYSTEM FLORIDA		26	13	33%	39
STAT ONE URGENT CARE CENTER		2	37	95%	39
JUNIPER VILLAGE AT CAPE CORAL		34	5	13%	39
NORTHWELL HEALTH PLAINVIEW HOSPITAL LABORATORY		30	9	23%	39
LAKELAND REGIONAL HEALTH GATEWAY CENTER		16	23	59%	39
BAYSHORE PATHOLOGY CONSULTANTS PA		37	2	5%	39
CLINICAL RESEARCH SEQUENCING PLATFORM		8	31	79%	39
CENTRAL FLORIDA PEDIATRICS		13	26	67%	39
FUTURE PEDIATRICS		36	3	8%	39
UNION MEDICAL CARE PLLC		39			39
MIAMI CLINICAL RESEARCH CORP			39	100%	39
GUYAN VALLEY WELLNESS CENTER		32	7	18%	39
CROSSROADS URGENT CARE		24	15	38%	39
WG BAYPOINT VILLAGE SH LLC		38	1	3%	39
CEDAR CREEK AT KINGS BAY INC		39			39
MOLECULAR DIAGNOSTICS		5	33	87%	38
ROYAL CARE OF AVON PARK		35	3	8%	38
VIP WALK IN CLINIC		19	19	50%	38
MADISON COUNTY MEMORIAL HOSPITAL LABORATORY		15	23	61%	38
MICHAEL A VENAZIO MD		35	3	8%	38
STEWART MEDICAL GROUP, INC		21	17	45%	38
LUTHERAN HAVEN EXTENDED CONGREGATE CAR		38			38
FLORIDA DEPARMENT OF HEALTH CLAY COUNTY		25	13	34%	38
CCRC @ SUNFLOWER LLC		35	3	8%	38
AR ANESTHESIA LLC		37	1	3%	38
BOND CLINIC, PA		9	29	76%	38
LONG ISLAND UNIVERSITY - POST CAMPUS		38			38
BRADFORD COUNTY HEALTH DEPARTMENT		37	1	3%	38
PREMIER COMMUNITY HEALTHCARE GROUP INC		37	1	3%	38
HOMEWOOD RESIDENCE AT FREEDOM PLAZA		37	1	3%	38
MINUTECLINIC DIAGNOSTIC OF HAWAII LLC		32	6	16%	38
CITRUS COUNTY HEALTH DEPARTMENT		34	4	11%	38

COVID-19: testing by laboratory

Data through Feb 26, 2021 verified as of Feb 27, 2021 at 09:25 AM

Data in this report are provisional and subject to change.

The numbers in the table below represent the number of Florida and non-Florida residents for whom test results were received by the Department of Health. A person can be tested by more than one laboratory and can have both positive and negative results. **Therefore, the sum of the numbers in each column will be larger than the total number of people tested.**

Reporting lab	Inconclusive	Negative	Positive	Percent positive	Total
BIOFIRE		7	31	82%	38
BRIDGEVIEW CENTER LLC		27	11	29%	38
MISSION OAKS ASSISTED LIVING		36	2	5%	38
AUTUMN OF SARASOTA		12	26	68%	38
CONNECTICUT DEPARTMENT OF HEALTH		22	15	41%	37
BOULEVARD REHABILITATION CENTER		24	13	35%	37
PANCARE HEALTH - BAY COUNTY - YOUNGSTOWN		33	4	11%	37
ONE MILO		37			37
HOLZER HEALTH CENTER		5	32	86%	37
BRANDON COMMUNITY HEALTH CENTER		29	8	22%	37
ST AUGUSTINE PEDIATRIC ASSOC		33	4	11%	37
PREMISE HEALTH MIA		1	36	97%	37
IMA MEDICAL GROUP POINCIANA		14	23	62%	37
FAMILY EXTENDED CARE OF SEBRING INC		35	2	5%	37
INNOVATION CLINICAL TRIALS, INC			37	100%	37
ACCURATE DIAGNOSTIC LAB		35	2	5%	37
DUVAL PHARMACY		28	9	24%	37
HR SARASOTA OPERATOR LLC		25	12	32%	37
THE COLLIER AT NAPLES		36	1	3%	37
TAYLORVILLE FAMILY MEDICINE		30	7	19%	37
PATHOGENIUS LABORATORIES		30	7	19%	37
PONCE THERAPY CARE CENTER		34	3	8%	37
SUMTER PEDIATRICS		33	3	8%	36
MAKO MEDICAL		21	15	42%	36
GENEXPERT			36	100%	36
ANDALUSIA HEALTH		19	17	47%	36
A & R RESEARCH GROUP		30	6	17%	36
HARMONY HEALTH OPCO, LLC		15	21	58%	36
DOT DOC SARASOTA		34	2	6%	36
CORRECTIONAL MEDICAL GROUP		27	9	25%	36
EASTERN SHORE URGENT CARE		25	11	31%	36
MINUTE CLINIC INCORPORATE		30	6	17%	36
WASHINGTON COUNTY HEALTH DEPARTMENT		24	12	33%	36
BVL/LITTLE ANGEL PEDIATRICS		36			36
OPTUMCARE SOUTH FLORIDA, LLC		29	7	19%	36
NIGHT LITE PEDIATRIC CENTER		10	26	72%	36
BHA TITUSVILLE CLINIC		32	4	11%	36
BELVEDERE COMMONS OF SUN CITY CENTER		36			36
THE TRADITION OF THE PALM BEACHES		35	1	3%	36
OCOEE PEDIATRICS		28	7	20%	35
P23 LABS		35			35
IRL		4	31	89%	35
MINUTECLINIC DIAGNOSTIC OF RHODE ISLAND, LLC #1544		34	1	3%	35
LYSTER ACH FT RUCKER AL		32	3	9%	35
PATHGROUP		9	26	74%	35
PARKSIDE HEALTH AND REHABILITATION CENTER			35	100%	35

COVID-19: testing by laboratory

Data through Feb 26, 2021 verified as of Feb 27, 2021 at 09:25 AM

Data in this report are provisional and subject to change.

The numbers in the table below represent the number of Florida and non-Florida residents for whom test results were received by the Department of Health. A person can be tested by more than one laboratory and can have both positive and negative results. **Therefore, the sum of the numbers in each column will be larger than the total number of people tested.**

Reporting lab	Inconclusive	Negative	Positive	Percent positive	Total
LAKE CO EMPLOYEE HEALTH AND WELLNESS CENTER		31	4	11%	35
MAINSTREET FAMILY URGENT CARE		1	34	97%	35
NEUROINTERNATIONAL SARASOTA		32	3	9%	35
NCHD		21	14	40%	35
BOCA TOXICOLOGY LLC		33	2	6%	35
WUESTHOFF MEMORIAL HOSPITAL			35	100%	35
LONG ISLAND JEWISH MED CTR		32	3	9%	35
PRMG - EAST NAPLES	1	23	11	31%	35
ADVENT HEALTH - FISH MEMORIAL		2	33	94%	35
ADVANCE URGENT CARE CENTER, LLC		1	34	97%	35
PECONIC BAY MEDICAL CENTER LABORATORY		26	8	24%	34
ST. MARYS MEDICAL CENTER		1	33	97%	34
LAKE INTERNAL MEDICINE ASSOCIATES PA		29	5	15%	34
MEDCOMP SCIENCES			34	100%	34
REDI-MED WALK IN FAMILY CLINIC			34	100%	34
ASHTON PLACE	3	27	4	12%	34
COMPLETE HOME CARE OF THE PALM BEACHES LLC		32	2	6%	34
IMA MEDICAL CENTER		21	13	38%	34
MAIN STREET MEDICAL CENTER OF CRESTVIEW PA		19	15	44%	34
LONG TERM CARE OF GULF BREEZE LLC		30	4	12%	34
CDR MAGUIRE - MIAMI BEACH CC MISSION 17388		2	32	94%	34
PINES NURSING HOME		33	1	3%	34
PROFESSIONAL PEDIATRICS		32	2	6%	34
TUSCAN GARDENS OF DELRAY BEACH MANAGEMENT COMPANY,		34			34
STETSON UNIVERSITY STUDENT HEALTH CENTER		3	31	91%	34
COLLIER HMA PHYSICIAN MANAGEMENT LLC		26	8	24%	34
CONCIMED LLC		29	5	15%	34
University Hospital		29	5	15%	34
ST LUCIE COUNTY JAIL		25	9	26%	34
JOHN KNOX VILLAGE OF CENTRAL FLORIDA		30	4	12%	34
RASHDA ALBIBI M.D. P.A.		31	3	9%	34
ENCOMPASS HEALTH REHABILITATION HOSPITAL OF LARGO		31	3	9%	34
ATRIA WILLOW WOOD		32	2	6%	34
AESTHETIC SURGERY CENTER OF WINTER PARK, THE	3	29	2	6%	34
POARCH BANC CREEK INDIANS TRIBAL HEALTH DEPARTMENT			34	100%	34
PARAMOUNT WALK-IN CLINIC		1	33	97%	34
HARBORCHASE OF WELLINGTON CROSSING		31	2	6%	33
AVOW HOSPICE INC		33			33
NIGHT LITE PEDIATRICS URGENT CARE CENTER			33	100%	33
FLORIDA PEDIATRIC GROUP PA		28	5	15%	33
SANFORD MOBILE LAB PGA TOUR		32	1	3%	33
FHMG-FLORIDA HOSPITAL MEDICAL GROUP		24	9	27%	33
CAREHERE LAKE SCHOOLS EMPLOYEE HEALTH CENTER		22	11	33%	33
THE SPRINGS OF PARC HILL		32	1	3%	33
VETERAN AFFAIRS MEDICAL CENTER - JAMES J PETERS		30	3	9%	33
PORT SAINT JOHN FAMILY PRACTICE		21	12	36%	33

COVID-19: testing by laboratory

Data through Feb 26, 2021 verified as of Feb 27, 2021 at 09:25 AM

Data in this report are provisional and subject to change.

The numbers in the table below represent the number of Florida and non-Florida residents for whom test results were received by the Department of Health. A person can be tested by more than one laboratory and can have both positive and negative results. **Therefore, the sum of the numbers in each column will be larger than the total number of people tested.**

Reporting lab	Inconclusive	Negative	Positive	Percent positive	Total
AYERS NURSING AND REHABILITATION CENTER		33			33
Kensington Gardens		33			33
WESTWOOD NURSING AND REHABILITATION		28	5	15%	33
GREENRIDGE GROUP HOME	3	11	19	58%	33
METRO KNOXVILLE HMA		25	8	24%	33
ATRIA SAN PABLO		31	2	6%	33
MILLENNIA ADVANCED SCIENTIFIC LLC			33	100%	33
AHSE ROP		32	1	3%	33
BOND CLINIC		3	30	91%	33
GRACE MEDICAL HOME		24	9	27%	33
ST ANTHONYS PRIMARY CARE LLC/JACKSON STREET			33	100%	33
PHOSPHORUS DIAGNOSTICS		27	6	18%	33
PHYSICIAN ASSOCIATES LLC		26	7	21%	33
CORAL HOUSE ASSISTED LIVING COMMUNITY LLC		33			33
CENTRAL FLORIDA HEALTH CARE INC WAUCHULA SITE 2		25	7	22%	32
AUGUSTUS LABS LLC		27	5	16%	32
WESTMINSTER ST AUGUSTINE		32			32
VETERANS HOME			32	100%	32
IPSUM DIAGNOSTICS		3	29	91%	32
LPG CONVENIENT CARE AT METRO		29	3	9%	32
LIGHTHOUSE PEDIATRICS OF NAPLES		28	4	13%	32
VILLAGE ON THE ISLE		27	5	16%	32
Heartland Health Care Center North Sarasota		18	14	44%	32
JACKSON HEALTH SYSTEM		1	31	97%	32
COLORADO DEPARTMENT OF HEALTH LABORATORY SERVICES DIVISION			32	100%	32
TRADITIONAL HOME CARE INC		31	1	3%	32
OPIS COQUINA CENTER		32			32
NORTH FLORIDA PEDIATRICS - JACKSONVILLE		28	4	13%	32
BROOKDALE CANOPY OAKS			32	100%	32
UNIPATH		24	7	23%	31
SOUTHEASTERN OUTPATIENT SURGERY CENTER		28	3	10%	31
ALAN A SMITH MD LLC		29	2	6%	31
UR CARE FAMILY AND SPORTS MEDICINE			31	100%	31
WALK IN MEDICAL URGENT CARE		31			31
ENT AND ALLERGY ASSOCIATES OF FLORIDA LLC		30	1	3%	31
ALABAMA CLINICS		16	15	48%	31
FLORIDA DEPARTMENT OF HEALTH IN MONROE COUNTY		26	5	16%	31
REGENCY PARK ASSISTED LIVING FACILITY		29	2	6%	31
WHITE-WILSON MEDICAL CENTER		20	11	35%	31
MIDDLETOWN MEDICAL P C		22	9	29%	31
AMERICAN ESOTERIC LABORATORIES		15	16	52%	31
MICHAEL J D'AMBROSE MD PA		29	2	6%	31
KESHAV RX LLC		28	3	10%	31
PASSPORT HEALTH ORLANDO		31			31
Consulate Health Care of Orange Park		27	4	13%	31
SOMA MEDICAL CENTER PA #3			31	100%	31

COVID-19: testing by laboratory

Data through Feb 26, 2021 verified as of Feb 27, 2021 at 09:25 AM

Data in this report are provisional and subject to change.

The numbers in the table below represent the number of Florida and non-Florida residents for whom test results were received by the Department of Health. A person can be tested by more than one laboratory and can have both positive and negative results. **Therefore, the sum of the numbers in each column will be larger than the total number of people tested.**

Reporting lab	Inconclusive	Negative	Positive	Percent positive	Total
UNION MEDICAL CARE		31			31
JAMAICA HOSPITAL MEDICAL CENTER		28	3	10%	31
EASYCARE WALK-IN CLINIC	1	11	19	61%	31
COLLIER ANESTHESIA PAIN LLC		31			31
HEALTH FIRST - VIERA HOSPITAL		1	30	97%	31
ADVENTHEALTH MEDICAL GROUP FAMILY MEDICINE AT RDV		31			31
LabCorp L#09258130 M#09258125		12	19	61%	31
COMMUNITY MEDICAL CARE CENTER INC			31	100%	31
DISCOVERY COMMONS AT BRADENTON		31			31
SANTA BARBARA CARE CENTER		18	13	42%	31
CVS MINUTE CLINIC DIAGNOSTIC OF NORTH CAROL		25	6	19%	31
BULLS HEAD URGENT CARE		29	1	3%	30
SOUTHCOR LABORATORY		4	26	87%	30
ALWAYS BEST CARE SENIOR SERVICES		27	3	10%	30
VIKOR SCIENTIFIC			30	100%	30
MEDEXPRESS - BLOOMIN BRANDS		13	17	57%	30
COUNTY OF LOS ANGELES			30	100%	30
VILLA COURT LLC		30			30
WELLMED AT NEW TAMPA		22	8	27%	30
AMMON ANALYTICAL LABORATORIES		26	4	13%	30
CLINCLOUD, LLC			30	100%	30
AMEERAH LABS			30	100%	30
MINUTE CLINIC LLC #2216		28	2	7%	30
BOCA BIOLISTIC REFERENCE LAB			30	100%	30
MAGNOLIA DIAGNOSTICS, LLC		3	27	90%	30
ADVENT HEALTH PRIMARY CARE PLUS, WINTER GARDEN		26	4	13%	30
VETERANS AFFAIRS MEDICAL CENTER - NEW YORK HARBOR		29	1	3%	30
UNIVERSITY MEDICAL CTR OF PRINCETON AT		28	2	7%	30
THE TERRACE AT IVY ACRES ALF		11	19	63%	30
Okeechobee Health Care Facility		16	14	47%	30
HERITAGE WATERSIDE		27	3	10%	30
GUIDEWELL EMERGENCY MEDICINE DOCTORS LLC		9	20	69%	29
CDC		17	12	41%	29
EVERLYWELL		16	13	45%	29
FAMILY CARE PARTNERS URGENT CARE LLC		23	6	21%	29
RENAISSANCE SENIOR LIVING	1	28			29
D W MCMILLAN MEMORIAL HOSPITAL		18	11	38%	29
ROADS PEDIATRICS,LLC		27	2	7%	29
PERDIDO URGENT CARE		1	28	97%	29
FLAGLER HOSPITAL INC	2		27	93%	29
WEINBERG VILLAGE		28	1	3%	29
PRO HEALTH HARMONY		29			29
MINUTECLINIC, LLC		25	4	14%	29
BASSETTI MEDICAL RESEARCH INC		23	6	21%	29
FAST PACE MEDICAL CLINIC		26	3	10%	29
PANCARE HEALTH - BONIFAY K-8			29	100%	29

COVID-19: testing by laboratory

Data through Feb 26, 2021 verified as of Feb 27, 2021 at 09:25 AM

Data in this report are provisional and subject to change.

The numbers in the table below represent the number of Florida and non-Florida residents for whom test results were received by the Department of Health. A person can be tested by more than one laboratory and can have both positive and negative results. **Therefore, the sum of the numbers in each column will be larger than the total number of people tested.**

Reporting lab	Inconclusive	Negative	Positive	Percent positive	Total
SUNTREE INTERNAL MEDICINE		29			29
STEWART MELBOURNE HOSPITAL			29	100%	29
UNIV OF ROCHESTER-STRONG MEMORIAL HOSP		28	1	3%	29
COMPREHENSIVE CHILDCARE		23	6	21%	29
STATEN ISLAND UNIVERSITY HOSPITAL-POUCH		29			29
BAY STREET PHARMACY		27	2	7%	29
MINUTECLINIC DIAGNOSTIC OF SOUTH CAROL		27	2	7%	29
Wiregrass Rehabilitation Center and Nursing Home		28	1	3%	29
P4CLINICAL	3	2	24	83%	29
WE SCREEN LLC		29			29
BAPTIST HEALTH URGENT CARE AT PLANTATION		25	4	14%	29
NURSES HELPING HANDS INC ALF		29			29
NEMOURS CHILDRENS CLINIC		22	7	24%	29
PALM GARDEN OF JACKSONVILLE		27	2	7%	29
URGENT CARE CENTER			28	100%	28
WARDE MEDICAL LABORATORY		20	8	29%	28
BROOKDALE PHILLIPPI CREEK			28	100%	28
ORANGE PEDIATRICS			28	100%	28
PINELLAS INTERNAL MEDICINE ASSOCIATES	1	26	1	4%	28
ACTIVE SENIOR LIVING		26	2	7%	28
FAMILY CARE PARTNERS		18	10	36%	28
DUVAL COUNTY HEALTH DEPARTMENT		28			28
LAKE PLACID HEALTH AND REHABILITATION		1	27	96%	28
JFK MEDICAL CENTER NORTH LAB		1	27	96%	28
KEY PRIMARY CARE			28	100%	28
Cleveland Clinic Laboratories		4	24	86%	28
CERON PEDIATRICS & INTEGRATIVE MEDICIN		28			28
MARION PEDIATRICS PA		21	7	25%	28
LAKE COUNTY SCHOOLS EMPLOYEE HEALTH CENTER		17	11	39%	28
LAKELAND NURSING AND REHABILITATION CENTER			28	100%	28
DCH REGIONAL MEDICAL CENTER LABORATORY		27	1	4%	28
EP MEDICAL EQUIPMENT PHARMACY		25	3	11%	28
EDEN AT CRESTVIEW		12	16	57%	28
ORANGE COUNTY CORRECTIONS HEALTH SERVICES		26	2	7%	28
LAKE MARY - STIRLING CENTER SUITE 202			28	100%	28
PREMIER URGENT CARE CENTER LLC			28	100%	28
ATLAN		24	4	14%	28
DAVID LAWRENCE CENTER		24	4	14%	28
PALMS, THE		28			28
ISLAMORADA VILLAGE OF ISLANDS FIRE RESCUE		26	2	7%	28
FAMILY AND INTERNAL MEDICINE AT AVALON PARK		25	3	11%	28
PORT ST LUCIE HOSPITAL		25	3	11%	28
ASTORIA HEALTH AND REHABILITATION CENTER		27	1	4%	28
SYNIVERSE WELLNESS CENTER		23	4	15%	27
UCLA HEALTHCARE CLINICAL LABS		23	4	15%	27
LEXINGTON PLACE SENIOR LIVING COMMUNITY		27			27

COVID-19: testing by laboratory

Data through Feb 26, 2021 verified as of Feb 27, 2021 at 09:25 AM

Data in this report are provisional and subject to change.

The numbers in the table below represent the number of Florida and non-Florida residents for whom test results were received by the Department of Health. A person can be tested by more than one laboratory and can have both positive and negative results. **Therefore, the sum of the numbers in each column will be larger than the total number of people tested.**

Reporting lab	Inconclusive	Negative	Positive	Percent positive	Total
MIGUEL E TREVINO MD PA		23	4	15%	27
CHILDRENS MEDICAL CENTER			27	100%	27
BROOKDALE BRANDON	1	26			27
MINUTECLINIC DIAGNOSTIC OF RHODE ISLAND, LLC #212		27			27
BAPTIST PRIMARY BLACK CREEK SOUTH			27	100%	27
SUNCOAST LABS			27	100%	27
Bon Secours Maria Manor		22	5	19%	27
ST PETER'S BENDER LABORATORY		26	1	4%	27
CENTER ONE SURGERY CENTER		22	5	19%	27
BROOKDALE SOUTHPOINT			27	100%	27
ATRIA LADY LAKE		27			27
ACCESS 365 URGENT CARE		8	19	70%	27
NATIONAL MENTOR HEALTHCARE LLC			27	100%	27
HEALTHPARK MEDICAL CENTER ABG LAB		26	1	4%	27
BODYK		23	4	15%	27
LABORATORY ALLIANCE OF CENTRAL NEW YORK		26	1	4%	27
ROCKLAND URGENT CARE FAMILY HEALTH NP		27			27
MINUTE CLINIC, LLC DBA MINUTECLINIC #4505		25	2	7%	27
CHILDREN'S MEDICAL CENTER			27	100%	27
WEISS PEDIATRIC CARE LLC		16	11	41%	27
SPANISH RIVER HIGH SCHOOL ESE		23	4	15%	27
EXPRESS CARE OF BELLEVIEW		27			27
RIVERHEAD URGENT CARE		26	1	4%	27
BROWARD HEALTH IMPERIAL POINT NURSING			26	100%	26
MINUTECLINIC DIAGNOSTIC OF NORTH CAROLINA		25	1	4%	26
ST JOSEPHS HOSPITAL SOUTH HOSPITAL			26	100%	26
CIGNA PBSO WEST PALM			26	100%	26
WAKULLA COUNTY HEALTH DEPARTMENT		12	14	54%	26
COLORADO DEPARTMENT OF PUBLIC HEALTH AND ENVIRONMENT			26	100%	26
GULFSIDE HOSPICE INC		23	3	12%	26
FORT CAROLINE GARDENS, INC		24	2	8%	26
MONTEFIORE NEW ROCHELLE HOSPITAL		24	2	8%	26
ADVENT HEALTH PARTIN SETTLEMENT HEALTH PARK		18	8	31%	26
THE MINIER URGENT CARE		20	6	23%	26
PALM BEACH COUNTY FIRE RESCUE		24	2	8%	26
WIREGRASS CLINIC LLC		21	5	19%	26
LOT HEALTH SERVICES	1	25			26
RESIDENCE AT BAY VUE		25	1	4%	26
WALGREENS COVID-19		22	4	15%	26
ADVANCED URGENT CARE		12	14	54%	26
FLORIDA ENDOSCOPY & SURGERY CTR LLC		26			26
NORTH PINELLAS CHILDRENS MEDICAL CENTER			26	100%	26
RESIDENTIAL PLAZA AT BLUE LAGOON INC		23	3	12%	26
TGH URGENT CARE - RIVERVIEW			26	100%	26
MINUTE CLINIC DIAGNOSTIC OF SC, LLC #75		25	1	4%	26
MINUTECLINIC DIAGNOSTIC OF MICHIGAN		24	2	8%	26

COVID-19: testing by laboratory

Data through Feb 26, 2021 verified as of Feb 27, 2021 at 09:25 AM

Data in this report are provisional and subject to change.

The numbers in the table below represent the number of Florida and non-Florida residents for whom test results were received by the Department of Health. A person can be tested by more than one laboratory and can have both positive and negative results. **Therefore, the sum of the numbers in each column will be larger than the total number of people tested.**

Reporting lab	Inconclusive	Negative	Positive	Percent positive	Total
MONCRIEF ARMY HEALTH CLINIC			26	100%	26
LAKES DIALYSIS CENTER INC			26	100%	26
EPIC REFERENCE LABS INC			26	100%	26
AMELIA ASSISTED LIVING FACILITY		26			26
SIDDH INC DBA SAN CARLOS PHARMACY		24	2	8%	26
WEST BROWARD CARE CENTER		24	2	8%	26
RAINBOW PEDIATRICS		1	25	96%	26
FORT VALLEY STATE UNIVERSITY		26			26
CORNERSTONE PEDIATRICS		16	10	38%	26
PREMIUM HEALTH SERVICES OF TAMPA BAY LLC		15	11	42%	26
JUPITER MEDICAL CENTER PHYSICIANS GROUP, INC		23	3	12%	26
LOOP PEDIATRICS		22	4	15%	26
OAKMONTE VILLAGE		25	1	4%	26
STUART REHABILITATION AND HEALTHCARE		12	14	54%	26
OAKTREE HEALTHCARE			26	100%	26
PULMONARY SPECIALISTS OF THE PALM BEACHES		16	10	38%	26
URGENT FAMILY CARE INC		23	3	12%	26
ADVENTHEALTH MEDICAL GROUP FAMILY MEDICINE		24	1	4%	25
ST. CLOUD HOSPITAL		20	5	20%	25
Lanier Rehab			25	100%	25
SUNSHINE ASSISTED LIVING		25			25
ABL MEDICAL CARE LLC			25	100%	25
TALLAHASSEE DEVELOPMENTAL CENTER		24	1	4%	25
M&V SAN JOSE MEDICAL CENTER			25	100%	25
COLONY CARE CENTER		16	9	36%	25
KIVA AT CANTERBURY, LLC		25			25
WOMENS CARE FLORIDA LABORATORY		25			25
EAST HILL MEDICAL GROUP		17	8	32%	25
THE WATERMARK AT VISTAWILLA		25			25
ADVENT HEALTH - LAKE MARY PEDIATRICS		16	9	36%	25
BITTINGS APOTHECARY INC		21	4	16%	25
ST JOSEPHS CHILDRENS OUTREACH			25	100%	25
SANITAS		4	21	84%	25
MD BEAUTY LABS, PA		23	2	8%	25
ORLANDO CLINICAL RESEARCH CENTER		23	2	8%	25
WESTPAC LABS		1	24	96%	25
UNION CHD		22	3	12%	25
COASTAL COMPLETE CARE		11	14	56%	25
VASSAR BROTHERS MEDICAL CENTER LABORATORY		24	1	4%	25
CANTON-POTSDAM HOSPITAL LABORATORY		24	1	4%	25
FEDERAL PRISON CAMP PENSACOLA			25	100%	25
SOUTH FLORIDA DIALYSIS CENTER		8	17	68%	25
ADVENTHEALTH MEDICAL GROUP FAMILY & INTERNAL		9	16	64%	25
RJ LEE GROUP	1	23	1	4%	25
MADWAR		19	6	24%	25
GASTROENTEROLOGY ASSOCIATES OF PENSACOLA PA		22	3	12%	25

COVID-19: testing by laboratory

Data through Feb 26, 2021 verified as of Feb 27, 2021 at 09:25 AM

Data in this report are provisional and subject to change.

The numbers in the table below represent the number of Florida and non-Florida residents for whom test results were received by the Department of Health. A person can be tested by more than one laboratory and can have both positive and negative results. **Therefore, the sum of the numbers in each column will be larger than the total number of people tested.**

Reporting lab	Inconclusive	Negative	Positive	Percent positive	Total
ARCPPOINT LABS OF FORT LAUDERDALE		25			25
VICK STREET MANOR		24			24
MAGNOLIA PEDIATRICS		4	20	83%	24
WELLOW URGENT CARE		23	1	4%	24
Clearwater Center		10	14	58%	24
VILLAGES REHABILITATION AND NURSING CENTER		24			24
THE COMMONWEALTH OF MASSACHUSETTS			24	100%	24
SUMMIT MEDICAL GROUP - 75 E NORTHFIELD		22	2	8%	24
THE CHAPPEL GROUP RESEARCH		24			24
MADISON COUNTY MEMORIAL HOSP		12	12	50%	24
URGENT CARE USA			24	100%	24
HOLLISMED LLC		22	2	8%	24
SENIOR LIVING IV SUN CITY LLC		17	7	29%	24
MAYO CLINIC JACKSONVILLE		1	23	96%	24
MINUTECLINIC DIAGNOSTIC MEDICAL GROUP		22	2	8%	24
AIR, LAND & SEA PHYSICALS & CONSULTATIONS, LLC		23	1	4%	24
AVENTIS BIO-SERVICES CTL		24			24
ATRIA AT ST JOSEPHS		24			24
SENIOR HEALTH OF WINTER PARK DUNDEE		24			24
WESTMINSTER WOODS ON JULINGTON CREEK		22	2	8%	24
SPRINGWOOD COURT		19	5	21%	24
MARTHA'S HOUSE & ASSISTED LIVING FACILITY		24			24
THE LODGE AND REHABILITATION CENTER		9	15	63%	24
ALL AMERICAN URGENT CARE			24	100%	24
JOSEF SCHENKER MD PC		24			24
MARYLAND DEPARTMENT OF HEALTH			24	100%	24
JOSEPH SCHENKER MD PC DBA CENTERS URGENT		21	3	13%	24
PHYSICIANS PRIMARY CARE OF SW FLORIDA PL		24			24
PACIFICA SENIOR LIVING FORT MYERS		15	9	38%	24
LABORATORY DYNAMICS		20	4	17%	24
TARPON BAYOU CENTER			24	100%	24
CARILLON SPORTS AND FAMILY MEDICINE		20	4	17%	24
HENNEPIN COUNTY MEDICAL CENTER (HCMC)		13	11	46%	24
MED PLUS FLORENCE		20	4	17%	24
COURTYARDS OF ORLANDO		24			24
COASTAL SKIN SURGERY AND DERMATOLOGY		17	7	29%	24
APOLLO HEALTH & REHABILITATION		18	6	25%	24
GROWING TOGETHER PEDIATRICS, LLC		20	4	17%	24
INTERIM HEALTHCARE OF NORTHWEST FLORIDA INC		22	2	8%	24
CAPE CORAL HOSPITAL ABG LABORATORY		13	11	46%	24
PRIME CARE ONE LLC/HARBORCHASE OF VENICE			24	100%	24
PINELLAS 1 HOME HEALTH CARE CORP		24			24
SUNQUEST		3	21	88%	24
HEALTH MED CENTERS		24			24
BAPTIST URGENT CARE		21	3	13%	24
HERITAGE OAKS ASSISTED LIVING & MEMORY CARE		20	4	17%	24

COVID-19: testing by laboratory

Data through Feb 26, 2021 verified as of Feb 27, 2021 at 09:25 AM

Data in this report are provisional and subject to change.

The numbers in the table below represent the number of Florida and non-Florida residents for whom test results were received by the Department of Health. A person can be tested by more than one laboratory and can have both positive and negative results. **Therefore, the sum of the numbers in each column will be larger than the total number of people tested.**

Reporting lab	Inconclusive	Negative	Positive	Percent positive	Total
MD NOW MEDICAL CENTERS INC		1	22	96%	23
LAKEVIEW HEALTH CARE SYSTEMS		9	14	61%	23
BROOKDALE UNIVERSITY HOSPITAL		22	1	4%	23
NOVANT HEALTH		17	6	26%	23
ENGLEWOOD HOSPITAL AND MEDICAL CENTER		18	5	22%	23
LONG BEACH URGENT CARE		23			23
STATE LAB		2	21	91%	23
NEW JERSEY		22	1	4%	23
ARCPPOINT LABS OF WEST PALM BEACH			23	100%	23
GOOD SAMARITAN HOSPITAL LABORATORY		20	3	13%	23
MINUTE CLINIC DIAGNOSTIC OF VIRGINIA		18	5	22%	23
WUESTHOFF MEDICAL CENTER-MELBOURNE			23	100%	23
MINUTECLINIC, LLC #08366		18	5	22%	23
OMEGA LABORATORIES		19	4	17%	23
UNIVERSITY HILLS HEALTH AND REHABILITATION CENTER		18	5	22%	23
NOBLE SENIOR LIVING		3	20	87%	23
ISLAND COAST PEDIATRICS PA		22	1	4%	23
PALMS MEDICAL GROUP - LAKE CITY WEST		3	20	87%	23
GRAND VILLA OF ST. PETERSBURG		21	2	9%	23
CARDIOLOGY AND MEDICINE ASSOCIATES INC		23			23
WOODHOUSE INC		17	6	26%	23
SARASOTA MEMORIAL NURSING & REHABILITATION CTR		23			23
PHYSICIANS STAT		3	20	87%	23
CHIPOLA MEDICAL ASSOCIATES		4	19	83%	23
PARK WEST MEDICAL CENTER		22	1	4%	23
EGL GENETIC DIAGNOSTICS		1	22	96%	23
HUNT CLUB PEDIATRIC ASSOCIATES LLC		19	4	17%	23
TIFFANY LAKE CARE CENTERS INC		23			23
MID FLORIDA PATHOLOGY LLC		22	1	4%	23
FINLAY C. LABORATORY		3	20	87%	23
GRAND LIVING AT LAKEWOOD RANCH		23			23
CENTERPLACE HEALTH		3	20	87%	23
UF HEALTH NORTH JACKSONVILLE			23	100%	23
Summit Medical Group Westfield Lab		20	3	13%	23
BROOKWOOD BAPTIST MEDICAL CENTER		22	1	4%	23
ROWLETT MIDDLE ACADEMY		21	2	9%	23
CARENOW - DOWNTOWN NORTH GULCH		22	1	4%	23
EMORY BENNETT VETERANS NURSING HOME	1	22			23
CORE LABORATORY		1	22	96%	23
GENETIC TECHNOLOGICAL INNOVATIONS, LLC		11	12	52%	23
SUNSHINE PEDIATRICS OF CENTRAL FLORIDA PL		20	2	9%	22
TEN HEALTHCARE		6	16	73%	22
MARATHON HEALTH FOR LIFE		19	3	14%	22
DALE MEDICAL CENTER		17	5	23%	22
CARE HERE		1	21	95%	22
DIACARTA INC.		22			22

COVID-19: testing by laboratory

Data through Feb 26, 2021 verified as of Feb 27, 2021 at 09:25 AM

Data in this report are provisional and subject to change.

The numbers in the table below represent the number of Florida and non-Florida residents for whom test results were received by the Department of Health. A person can be tested by more than one laboratory and can have both positive and negative results. **Therefore, the sum of the numbers in each column will be larger than the total number of people tested.**

Reporting lab	Inconclusive	Negative	Positive	Percent positive	Total
ELAN SPANISH SPRINGS		4	18	82%	22
CITY OF CAPE CORAL		19	3	14%	22
FLORIDA HOSPITAL LABS		12	10	45%	22
UNIV OF NORTH ALABAMA HEALTH CENTER		21	1	5%	22
HOLIDAY MEDICAL ASSOCIATES		1	21	95%	22
SEAGRASS VILLAGE			22	100%	22
SHORE MEMORIAL HOSPITAL		19	3	14%	22
BOCA SIMON LAB		1	21	95%	22
PALMETTO PEDIATRICS			22	100%	22
COMMUNITY HEALTH OF SOUTH FLORIDA			22	100%	22
OLIVE BRANCH HEALTH AND REHABILITATION CENTER			22	100%	22
MORNINGSIDE MANOR & VILLA ADULT CARE C		22			22
BUREAU OF PUBLIC HEALTH	1	3	18	82%	22
ADVENT HEALTH EXPRESS		9	13	59%	22
SOLE HEALTH LLC		22			22
FLORIDA PEDIATRICS		6	16	73%	22
THORNBURG PEDIATRICS		21	1	5%	22
ADVENT HEALTH MEDICAL GROUP- FAMILY MEDICINE AT DR. PHILIPS		17	5	23%	22
CLEARWATER EMPLOYEE HEALTH CLINIC		7	15	68%	22
STEWART MEDICAL GROUP INC			22	100%	22
NAPHCARE, INC.		12	10	45%	22
PULSE MEDICAL GROUP INC			22	100%	22
APOLLO SURGERY CENTER		20	2	9%	22
Grand Villa of Clearwater		20	2	9%	22
EBEIDS MD PEDIATRICS		19	3	14%	22
MOBILE DIVISION LABORATORY		7	15	68%	22
GLEN COVE HOSPITAL		22			22
CRESTVIEW IMMEDIATE CARE LL			22	100%	22
ROCKLEDEGE REGIONAL MEDICAL CENTER		17	5	23%	22
FIRST CHOICE PEDIATRICS LOOP		20	2	9%	22
ASSISTED LIVING OF BROWARD		22			22
FORT SANDERS REGIONAL LABORATORY		22			22
PHYSICIANS CARE		18	3	14%	21
MINUTECLINIC DIAGNOSTIC OF LOUISIANA		20	1	5%	21
VIRTUA		17	4	19%	21
ALAN SERURE MD		21			21
JOSEF SCHENKER MD PC DBA CENTERS URGENT		19	2	10%	21
JUPITER MEDICAL CENTER			21	100%	21
JEFFERSON K-12, A SOMERSET SCHOOL- CLINIC		17	4	19%	21
ROCKLEDGE FAMILY HEALTH			21	100%	21
CARESPOT		1	20	95%	21
HUNT CLUB MEDICAL		15	6	29%	21
PRIMECARE OF DOTHAN-DALEVILLE CLINIC		16	5	24%	21
GILCHRIST COUNTY JAIL		19	2	10%	21
HUNTINGTON STATION URGENT CARE		20	1	5%	21
GREEN GABLES ASSISTED LIVING FACILITY		21			21

COVID-19: testing by laboratory

Data through Feb 26, 2021 verified as of Feb 27, 2021 at 09:25 AM

Data in this report are provisional and subject to change.

The numbers in the table below represent the number of Florida and non-Florida residents for whom test results were received by the Department of Health. A person can be tested by more than one laboratory and can have both positive and negative results. **Therefore, the sum of the numbers in each column will be larger than the total number of people tested.**

Reporting lab	Inconclusive	Negative	Positive	Percent positive	Total
ADVENTHEALTH MEDICAL GROUP PULMONOLOGY		18	3	14%	21
TOTAL ACCESS URGENT CARE			21	100%	21
BIOREFERENCE LABORATORIES INC		3	18	86%	21
CLINICAL PATHOLOGY LABORATORIES SOUTHEAST			21	100%	21
GRAND VILLA OF ALTAMONTE SPRINGS		14	7	33%	21
ROBERT H JENKINS JR VETERANS' DOMICILIARY HOME OF		18	3	14%	21
MEDEXPRESS URGENT CARE - BLOOMINGTON		18	3	14%	21
ROSLYN URGENT CARE		21			21
ARDEN COURTS OF WINTER SPRINGS		18	3	14%	21
GERALD J KIVETT MD		19	2	10%	21
UPMC CHAUTAUQUA AT WCA LABORATORY		20	1	5%	21
CONNECTDX		6	15	71%	21
HARBOUR ISLAND PEDIATRICS		12	9	43%	21
ST JUDE CHILDRENS RESEARCH HOSPITAL		21			21
SANFORD PEDIATRIC ASSOCIATES, PA		19	2	10%	21
CITRUS CARE CLINIC			21	100%	21
UNIVERSITY OF ILLINOIS VETERINARY DIAG		21			21
INTERNATIONAL MEDICAL LABORATORY INC		21			21
HALIFAX HEALTH URGENT CARE		3	17	85%	20
FLUSHING HOSPITAL MEDICAL CENTER		16	4	20%	20
RAINBOW PEDIATRIC CENTER		2	18	90%	20
REDITUS LABORATORIES			20	100%	20
ISLAND LAKE CENTER		4	16	80%	20
MINUTECLINIC DIAGNOSTIC OF TN PC #378		19	1	5%	20
AMERICAN HEALTH ASSOCIATES INC		3	17	85%	20
MEDICAL EXPRESS CORP		18	2	10%	20
HEALTHY MINORS, LLC.		20			20
TGH MEDICAL GROUP LABORATORY CARROLLWOOD			20	100%	20
CARESPOT OF NOCATEE		1	19	95%	20
VIERA FAMILY MEDICINE AND WELLNESS		16	4	20%	20
COOPER HEALTHCARE		20			20
NEW YORK METHODIST HOSPITAL		16	4	20%	20
ADULT MEDICINE OF LAKE COUNTY INC			20	100%	20
BAY PEDIATRICS PA		18	2	10%	20
UAH STUDENT HEALTH CENTER		13	7	35%	20
MORRIS PARK URGENT CARE		17	3	15%	20
CL BRUMBACK PRIMARY CARE CLINIC LANTANA		2	18	90%	20
PROFESSIONAL PARK PEDIATRICS PA			20	100%	20
WINSHIPS PHARMACY INC		20			20
LAKE WORTH MANOR		19	1	5%	20
JUST FOR KIDS PEDIATRICS		5	15	75%	20
MARQUES PEDIATRICS			20	100%	20
ERIC C MARSHAL MD, PC DBA MINUTECLINIC		19	1	5%	20
BETHESDA HEALTH PHYSICIAN GROUP INC			20	100%	20
NEWYORK-PRESBYTERIAN/ LAWRENCE HOSPITAL LABORATORY		18	2	10%	20
LAKE SHERIFF		20			20

COVID-19: testing by laboratory

Data through Feb 26, 2021 verified as of Feb 27, 2021 at 09:25 AM

Data in this report are provisional and subject to change.

The numbers in the table below represent the number of Florida and non-Florida residents for whom test results were received by the Department of Health. A person can be tested by more than one laboratory and can have both positive and negative results. **Therefore, the sum of the numbers in each column will be larger than the total number of people tested.**

Reporting lab	Inconclusive	Negative	Positive	Percent positive	Total
BEST MEDICAL CENTER		11	9	45%	20
ADIRONDACK MEDICAL CENTER		20			20
SOUTH CAROLINA DEPARTMENT OF HEALTH			20	100%	20
WINTER PARK FAMILY PRACTICE LLC		17	3	15%	20
HIGHLANDS COUNTY FIRE RESCUE		20			20
PONCE PLAZA NURSING & REHAB CENTER		4	16	80%	20
POINT OF CARE CLINICS PRIMARY CARE		20			20
HENDRY REGIONAL CORPORATE HEALTH			20	100%	20
TIMBERLANE LODGE ALF	1	12	7	35%	20
TOTTENVILLE CIRCLE URGENT CARE		20			20
CONSOLIDATED LAB SERVICES		10	10	50%	20
GRAND VILLA OF NEW PORT RICHEY		13	7	35%	20
BROOKDALE MANDARIN CENTRAL		7	13	65%	20
ODYSSEY HEALTHCARE OF MARION COUNTY, LLC		19	1	5%	20
HOWARD BEACH URGENT CARE		20			20
ESTATES MEDICAL CENTER		12	8	40%	20
WELLMED AT LAKE COPELAND		13	6	32%	19
PEDIATRIC ASSOCIATES PA		17	2	11%	19
TENNESSEE DEPARTMENT OF HEALTH		14	5	26%	19
OHIO CVS STORES, LLC DBA		17	2	11%	19
Wesley Place on Honeysuckle		17	2	11%	19
OCEAN REEF MEDICAL CENTER, LLC			19	100%	19
BARTON FAMILY PRACTICE		8	11	58%	19
MED HEALTH SERVICES		18	1	5%	19
SONATA BOYNTON BEACH		17	2	11%	19
SEVEN RIVERS REGIONAL MEDICAL CENTER		5	14	74%	19
NEW YORK PRESBYTERIAN - ALLEN HOSPITAL		19			19
ADVANCED URGENT CARE CENTER		7	12	63%	19
BAPTIST HEALTH URGENT CARE AT WEST BOCA		18	1	5%	19
FLORIDA COMMUNITY HEALTH CENTER OF ST. LUCIE		1	18	95%	19
MICHELLE S PAGE MD PA		18	1	5%	19
GOOD SAMARITAN SOCIETY OF DAYTONA		16	3	16%	19
BAYFRONT HMA CONVENIENT CARE, LLC		2	17	89%	19
INTEGRATED REGIONAL LABORATORIES - LARGO			19	100%	19
FLORIDA HOSPITAL WINTER GARDEN		15	4	21%	19
ST VINCENT'S EAST		17	2	11%	19
REHAB AND HEALTHCARE CENTER OF CAPE CORAL		19			19
TALLAHASSEE VA OPC		18	1	5%	19
MONROE COUNTY DETENTION CENTER			19	100%	19
BRIDGEWAY HEALTH CLINICS INC			19	100%	19
COLLIER COUNTY JAIL		19			19
GENTIVA HEALTH SERVICES		17	2	11%	19
Ocala Oaks Rehabilitation Center		13	6	32%	19
WELLMED AT PLANT CITY		10	9	47%	19
ASURANCE SCIENTIFIC LABORATORIES		19			19
ADVENTHEALTH MEDICAL GROUP MULTISPECIALTY			19	100%	19

COVID-19: testing by laboratory

Data through Feb 26, 2021 verified as of Feb 27, 2021 at 09:25 AM

Data in this report are provisional and subject to change.

The numbers in the table below represent the number of Florida and non-Florida residents for whom test results were received by the Department of Health. A person can be tested by more than one laboratory and can have both positive and negative results. **Therefore, the sum of the numbers in each column will be larger than the total number of people tested.**

Reporting lab	Inconclusive	Negative	Positive	Percent positive	Total
GRACE WELLNESS CENTER		8	11	58%	19
Sovereign Laboratory Services, LLC		17	2	11%	19
MINIMALLY INVASIVE VASCULAR INC		17	2	11%	19
CLERMONT ADVENTHEALTH CENTRA CARE		1	18	95%	19
ROYAL PALM MEDICAL GROUP, INC		19			19
SOUTH NASSAU COMMUNITIES HOSPITAL		15	4	21%	19
ANYLABTESTNOW		6	13	68%	19
JACKSON NORTH MEDICAL CENTER		2	17	89%	19
TEXAS DEPARTMENT OF STATE HEALTH SERVICES		3	16	84%	19
BAYVIEW MEDICAL		19			19
LAB INTERMARKET FACILITY LAB		1	18	95%	19
STONE WASH CLINICAL LABORATORIES		2	17	89%	19
NO NAME		8	11	58%	19
ALL PEDIATRIC CARE			19	100%	19
COASTAL FAMILY PRACTICE		11	8	42%	19
LOVING CARE OF THE TREASURE COAST LLC	1	13	5	26%	19
ESOTERIX GENETIC LABORATORIES		16	3	16%	19
REGENCY SQUARE MALL - SEARS		3	16	84%	19
NANO HEALTH ASSOCIATES LLC		19			19
MINUTECLINIC DIAGNOSTIC OF TEXAS		15	3	17%	18
UM MILLER SCHOOL OF MEDICINE			18	100%	18
ST. JUDES LABORATORIES		12	6	33%	18
COMMUNITY HOME HEALTH CARE		18			18
HARLEM HOSPITAL CENTER		17	1	6%	18
DASCENA, INC		15	3	17%	18
CHARLOTTE CHD PORT CHARLOTTE		14	4	22%	18
MOORINGS PARK OAKSTONE AT GREY OAKS		17	1	6%	18
CENTRAL FLORIDA PEDIATRIC URGENT CARE LLC		16	2	11%	18
MINUTE CLINIC DIAGNOSTIC OF VIRGINIA, LLC		18			18
WALGREEN EASTERN CO, INC		18			18
CABOT RESERVE ON THE GREEN		18			18
GENERAL INTERNAL MEDICINE MEDICAL CTR CLINIC		13	5	28%	18
CRANES VIEW LODGE			18	100%	18
UTAH DEPARTMENT OF HEALTH			18	100%	18
ENCOMPASS HEALTH REHABILITATION HOSPITAL OF SARASOTA		18			18
OCALA CBOC		17	1	6%	18
MCWHORTER SCHOOL OF PHARMACY		18			18
COMMONWEALTH OF MASSACHUSETTS			18	100%	18
OSCEOLA ALF OPERATOR, LLC DBA□		18			18
PALM BAY FAMILY PRACTICE		4	14	78%	18
BASSETTI & ASSOCIATES, MD, PA			18	100%	18
MINUTECLINIC DIAGNOSTIC OF ILLINOIS L		15	3	17%	18
ORLANDO FAMILY MEDICINE		7	11	61%	18
OCEANSIDE URGENT CARE		18			18
MARION COUNTY HEALTH DEPARTMENT		17	1	6%	18
TOTAL RENAL LABORATORIES INC		13	5	28%	18

COVID-19: testing by laboratory

Data through Feb 26, 2021 verified as of Feb 27, 2021 at 09:25 AM

Data in this report are provisional and subject to change.

The numbers in the table below represent the number of Florida and non-Florida residents for whom test results were received by the Department of Health. A person can be tested by more than one laboratory and can have both positive and negative results. **Therefore, the sum of the numbers in each column will be larger than the total number of people tested.**

Reporting lab	Inconclusive	Negative	Positive	Percent positive	Total
TPCA CLINICAL LABORATORIES		15	3	17%	18
MINUTECLINIC DIAGNOSTIC PA		16	2	11%	18
MINUTECLINIC DIAGNOSTICS MEDICAL GROUP		17	1	6%	18
AURORA DIAGNOSTICS		6	12	67%	18
Z UROLOGY		18			18
DEPT OF VA MEDICAL CENTER - BAY PINES			18	100%	18
MINUTECLINIC DIAGNOSTIC OF NORTH CAROLINA PC		15	3	17%	18
HARTFORD HOSPITAL ANCILLARY LAB		17	1	6%	18
BAYLOR GENETICS		6	12	67%	18
BOZEMAN HEALTH DEACONESS HOSPITAL		13	5	28%	18
XPRESS WELLNESS URGENT CARE			18	100%	18
DIXIE COUNTY HEALTH DEPARTMENT		11	7	39%	18
ASCENSION ST VINCENT'S PRIMARY CARE		1	17	94%	18
GUARDANT HEALTH		13	5	28%	18
Grand Villa of Deerfield Beach		16	2	11%	18
MADISON CORE LABORATORIES		17	1	6%	18
FAMILY CARE CYPRESS CREEK		1	17	94%	18
MINUTECLINIC DIAGNOSTIC OF RHODE ISLAND, LLC #590		17	1	6%	18
1 TOUCH TOTALCARE SOLUTIONS		17	1	6%	18
PRIMARY CARE WALK IN CLINIC PLLC			17	100%	17
Citymd Of Lacey		15	2	12%	17
HELIX DIAGNOSTICS			17	100%	17
TENDER CARE ALF		17			17
WELLINGTON FAMILY PRACTICE		13	4	24%	17
JESSIE TRICE COMMUNITY HEALTH SYSTEM, INC		1	16	94%	17
UNIVERSITY OF ALABAMA - FUNGAL REFERENCE LABORATORY		12	5	29%	17
SHERMAN-ABRAMS LABORATORY INC		14	3	18%	17
VALLEY IMMEDIATE CARE		15	2	12%	17
UVMCM MICROBIOLOGY		16	1	6%	17
BAY COUNTY HEALTH DEPARTMENT		13	4	24%	17
HEALTHCARE NOW			17	100%	17
GLEN OAKS URGENT CARE		16	1	6%	17
URGENT TEAM		14	3	18%	17
FORT WALTON BEACH DEVELOPMENTAL CENTER		16	1	6%	17
PRIMARY CARE MEDICINE	1	13	3	18%	17
ST ELIZABETH MEDICAL CENTER LABORATORY		16	1	6%	17
TRINITY MEDICAL ASSOCIATES LLC			17	100%	17
PARRISH HEALTH CENTER		14	3	18%	17
URGENT CARE AT LONGWOOD			17	100%	17
MD PLUS URGENT CARE, LLC			17	100%	17
BAY BREEZE HEALTH AND REHABILITATION CENTER		9	8	47%	17
Floralia Health and Rehabilitation, LLC		16	1	6%	17
ROBERT WOOD JOHNSON UNIVERSITY HOSP		15	2	12%	17
DOCTOR TODAY TLC LLC			17	100%	17
MASSACHUSETTS GENERAL HOSPITAL		1	16	94%	17
SHELBY BAPTIST MEDICAL CENTER		12	5	29%	17

COVID-19: testing by laboratory

Data through Feb 26, 2021 verified as of Feb 27, 2021 at 09:25 AM

Data in this report are provisional and subject to change.

The numbers in the table below represent the number of Florida and non-Florida residents for whom test results were received by the Department of Health. A person can be tested by more than one laboratory and can have both positive and negative results. **Therefore, the sum of the numbers in each column will be larger than the total number of people tested.**

Reporting lab	Inconclusive	Negative	Positive	Percent positive	Total
LAKELAND HILLS CENTER		10	7	41%	17
RESOLVE MOLECULAR DIAGNOSTICS		13	4	24%	17
PBSO WEST PALM FAMILY PRACTICE		1	16	94%	17
URGENT CARE WEST CLINIC		14	3	18%	17
GENETIC TECHNOLOGICAL INNOVATIONS			17	100%	17
MINUTECLINIC, LLC, DBA MINUTECLINIC #5		14	3	18%	17
49D2045214PHYSICIAN OFFICE WAIVER MED EXPRESS URGENT CARE - HARRISONBU		8	9	53%	17
PRATTVILLE BAPTIST HOSPITAL		13	4	24%	17
THE CANOPY AT HARPER LAKE	1		16	94%	17
BAYCARE HEALTH SYSTEMS, LLC			17	100%	17
MARCO DRUGS AND COMPOUNDING		13	4	24%	17
ROSS MEDICAL GROUP			17	100%	17
LEE COMMUNITY HEALTHCARE - LEHIGH		16	1	6%	17
AUBURN COMMUNITY HOSPITAL		15	2	12%	17
BAYCARE MEDICAL GROUP INC			17	100%	17
DOCTORS MEDICAL CENTER OF WALTON COUNTY CLINIC			17	100%	17
BROOKDALE ST AUGUSTINE			17	100%	17
DIEGO FALLON MD PA		6	11	65%	17
MEDI STATION			17	100%	17
COAST MED URGENT CARE		16	1	6%	17
INN AT LAKE SEMINOLE SQUARE, THE		17			17
BROOKDALE CROWN POINT			17	100%	17
CARENOW URGENT CARE-BRENTWOOD		11	6	35%	17
MAITLAND PRIMARY CARE		9	7	44%	16
CVS NY4098030POCT NEW YORK		16			16
ALBIBI		1	15	94%	16
PANAMA CITY VITAS HOSPICE		16			16
ST AUGUSTINE PLANTATION		1	15	94%	16
WEEMS MEMORIAL HOSPITAL		12	4	25%	16
ADEPT INPATIENT MEDICAL SERVICES PC		16			16
MINUTECLINIC #8699		13	3	19%	16
MILLENNIUM PHYSICIAN GRP LLC NAPLES PINE RIDGE			16	100%	16
CALLAWAY CLINIC		11	5	31%	16
LAKEWOOD RANCH MEDICAL CENTER CLINICAL LAB			16	100%	16
LPG PULMONOLOGY-COCONUT POINT		13	3	19%	16
SRMC AVALON		9	7	44%	16
CARESPOT EXPRESS HEALTHCARE			16	100%	16
SUMMERGATE PHARMACY		15	1	6%	16
JOSEPH MIGNOGNA		13	3	19%	16
XERA MED RESEARCH			16	100%	16
FAST TRACK URGENT CARE CENTER - TYRONE			16	100%	16
INTERNAL MEDICINE ASSOCIATES & SPECIALTIES INC		15	1	6%	16
NORTHWEST FLORIDA COMMUNITY HOSPITAL 3RD FLOOR		14	2	13%	16
ALL FLORIDA FAMILY & SPORTS MEDICINE		15	1	6%	16
ELTINGVILLE CIRCLE URGENT CARE		15	1	6%	16
A LILIKO'I PHARMACY LLC		15	1	6%	16

COVID-19: testing by laboratory

Data through Feb 26, 2021 verified as of Feb 27, 2021 at 09:25 AM

Data in this report are provisional and subject to change.

The numbers in the table below represent the number of Florida and non-Florida residents for whom test results were received by the Department of Health. A person can be tested by more than one laboratory and can have both positive and negative results. **Therefore, the sum of the numbers in each column will be larger than the total number of people tested.**

Reporting lab	Inconclusive	Negative	Positive	Percent positive	Total
MINUTECLINIC DIAGNOSTIC OF PENNSYLVANIA		16			16
CRUCIAL CARE		10	6	38%	16
FLORENCE J HUNT STUDENT WELLNESS CENTER - HEALTH SERVICES (ABBOTT)		16			16
MEDICINE AT LONGWOOD		16			16
BONIFAY NURSING AND REHABILITATION CENTER			16	100%	16
HEALTH CENTRAL HOSPITAL			16	100%	16
MIRIMUS INC		1	15	94%	16
CLEVELAND CLINIC FLORIDA		1	15	94%	16
STARLING AT NOCATEE			16	100%	16
SOMA MEDICAL CENTER PA			16	100%	16
OKEECHOBEE HEALTHCARE FACILITY			16	100%	16
Lab MSMC Hialeah			16	100%	16
BVL PEDIATRICS		14	2	13%	16
NORTHWEST FLORIDA SLEEP		1	15	94%	16
STEINHATCHEE DRUGS		13	3	19%	16
NOVANT HEALTH GOHEALTH URGENT CARE-HARRISBURG		8	8	50%	16
ACCESS HEALTH CARE PHYSICIANS LLC		5	11	69%	16
CLEVELAND CLINIC			16	100%	16
MEDEXPRESS URGENT CARE, MOON TOWNSHIP		15	1	6%	16
KINDRED HOSPITAL OCALA		14	2	13%	16
BAPTIST MEMORIAL HEALTH CARE		14	2	13%	16
MEDEXPRESS URGENT CARE LEWISBURG		15	1	6%	16
URGENT CARE CLINIC OF LINCOLN		14	2	13%	16
PROMEDICA LABORATORIES		11	5	31%	16
MINUTECLINIC MINUTECLINIC #8746		15	1	6%	16
CAREHERE- LCS LEESBURG			16	100%	16
REOPEN DIAGNOSTICS			16	100%	16
ST CATHERINE OF SIENA HOSPITAL		14	2	13%	16
ADVENT HEALTH - ZEPHYRHILLS			16	100%	16
ADVENT HEALTH - KISSIMMEE		6	10	63%	16
PRO HEALTH FAMILY PHYSICIANS, NYSTROM		16			16
JS HEALTHCARE INC		16			16
DARDEN WELLNESS CENTER		13	3	19%	16
MINUTE CLINIC DIAGNOSTIC OF NEW JERSEY		16			16
STATEN ISLAND UNIVERSITY HOSPITAL		15	1	6%	16
SOMA MEDICAL CENTER # 4		2	14	88%	16
REGENEXX TAMPA BAY		14	2	13%	16
UNIVERSITY LAB			16	100%	16
LAKE HOWARD HEIGHTS	1	12	2	13%	15
SINAI HOSPITAL OF BALTIMORE		15			15
CARE NOW, INC		11	4	27%	15
ENCOMPASS HEALTH REHABILITATION HOSPITAL OF PANAMA CITY		10	5	33%	15
HODGES CLUSTER		2	13	87%	15
FLORIDA DEPARTMENT OF HEALTH IN HILLSBOROUGH COUNTY		1	14	93%	15
EASTLAKE PEDIATRICS - TRINITY		15			15
FORT HAMILTON URGENT CARE		15			15

COVID-19: testing by laboratory

Data through Feb 26, 2021 verified as of Feb 27, 2021 at 09:25 AM

Data in this report are provisional and subject to change.

The numbers in the table below represent the number of Florida and non-Florida residents for whom test results were received by the Department of Health. A person can be tested by more than one laboratory and can have both positive and negative results. **Therefore, the sum of the numbers in each column will be larger than the total number of people tested.**

Reporting lab	Inconclusive	Negative	Positive	Percent positive	Total
MULBERRY'S MOBILE PROVIDER SERVICES LLC		1	14	93%	15
MEDEXPRESS URGENT CARE - TIMBERLAKE		14	1	7%	15
CUSTEAD CARE CENTER HAVEN HOSPICE		12	3	20%	15
VILLAGES VA CBOC	2	11	2	13%	15
BESSENT ROAD GROUP HOME		15			15
CLINIC OF PEDIATRICS & GI MEDICINE INC		1	14	93%	15
MEADOWCREST MOLECULAR DIAGNOSTICS, LLC			15	100%	15
GRAND VILLA OF ORMOND BEACH		13	2	13%	15
MEDLAB ASSOCIATES LLC		15			15
COLLEGE POINT URGENT CARE		13	2	13%	15
PALM BEACH GARDENS MEDICAL CENTER			15	100%	15
THE PALMS PHARMACY, INC		14	1	7%	15
BAYCARE MEDICAL GROUP INC			15	100%	15
BLOUNT MEMORIAL HOSPITAL		13	2	13%	15
LPG PRIMARY CARE AT SURFSIDE		14	1	7%	15
MINUTECLINIC DIAGNOSTIC OF MICHIGAN PC		14	1	7%	15
MILTON 4707		15			15
WALK IN URGENT CARE			15	100%	15
DIATHERIX		13	2	13%	15
MIDNIGHT MEDICINE			15	100%	15
FAMILY CARE			15	100%	15
MC DIAGNOSTIC OF CONNECTICUT, PC #775		14	1	7%	15
TMH FSU RAPID LABORATORY		2	13	87%	15
TELEVISIT MALABAR PEDIATRICS		5	10	67%	15
COMMUNITY HEALTH OF SOUTH FLORIDA INC			15	100%	15
EXPRESS FAMILY CARE LLC			15	100%	15
WEEMS MEDICAL CENTERS		10	5	33%	15
MI CASA DORADA ASSISTED LIVING FACILIT		15			15
STAT MEDICAL CLINIC III INC		10	5	33%	15
HOLLEY-NAVARRE MEDICAL CLINIC		5	10	67%	15
NORTHWEST FLORIDA ENT, PA		5	10	67%	15
BAPTIST MEDICAL CENTER EAST		11	4	27%	15
ST ANTHONY'S HOSP PATIENT CARE SERVICE			15	100%	15
WINDSOR WOODS REHAB & HEALTHCARE CTR		14	1	7%	15
FAMILY CARE CENTER OF ARLINGTON		10	5	33%	15
OAKMONTE VILLAGE OF DAVIE			15	100%	15
TREEHOUSE PEDIATRICS & FAMILY CARE		15			15
TANVIR H SHAGAR NP		14	1	7%	15
MINUTECLINIC, LLC, DBA MINUTECLINIC #2544		14	1	7%	15
MORTON PLANT MEASE			15	100%	15
Astoria Health and Rehab		15			15
ORLANDO HEALTH		2	13	87%	15
CAREATC INC BRANDON	1	13	1	7%	15
PATHLINE			15	100%	15
EAR NOSE & THROAT ASSOCIATES OF MANATEE PA		15			15
AJU GEORGE MD PA			15	100%	15

COVID-19: testing by laboratory

Data through Feb 26, 2021 verified as of Feb 27, 2021 at 09:25 AM

Data in this report are provisional and subject to change.

The numbers in the table below represent the number of Florida and non-Florida residents for whom test results were received by the Department of Health. A person can be tested by more than one laboratory and can have both positive and negative results. **Therefore, the sum of the numbers in each column will be larger than the total number of people tested.**

Reporting lab	Inconclusive	Negative	Positive	Percent positive	Total
UNAVAILABLE/UNKNOWN/NO INFORMATION FOUND			15	100%	15
Terrace of Jacksonville			14	100%	14
GRAND VILLA OF ENGLEWOOD		10	4	29%	14
NORTHWESTERN MEMORIAL HOSPITAL			14	100%	14
BOCA SIMON		2	12	86%	14
OPIS ISLAND LAKE CENTER		13	1	7%	14
STEWART MELBOURNE HOSPITAL, INC	1		13	93%	14
DESOTO HEALTH AND REHAB LLC		8	6	43%	14
SANDALWOOD NURSING CENTER		14			14
Consulate Health Care of Jacksonville			14	100%	14
TREASURE COAST URGENT CARE			14	100%	14
INDIANA STATE DEPARTMENT OF HEALTH		1	13	93%	14
DAVITA DIALYSIS		4	10	71%	14
ALAN L MELOTEK MD		14			14
POLK CHD BARTOW		13	1	7%	14
MINUTECLINIC DIAGNOSTIC OF TN PC #6435		14			14
The Evangelical Lutheran Good Samaritan Society		14			14
OPTIONS FOR SENIORS INC DBA PALM KREST MANOR		12	2	14%	14
ST CLOUD MEDICAL GROUP		12	2	14%	14
MEDEMERGE		13	1	7%	14
EPIPHANY HEALTH		8	6	43%	14
ALASKA PUBLIC HEALTH LAB		1	13	93%	14
GRAND VILLA OF PINELLAS PARK		13	1	7%	14
LEE MEMORIAL HEALTH SYSTEM		11	3	21%	14
VANDERBILT UNIVERSITY MEDICAL CENTER		11	3	21%	14
METROPOLITAN CHARITIES INC		13	1	7%	14
SIGMUND LABS LLC		14			14
PULSE & REMEDY LLC			14	100%	14
HEALTHFIRST ADVENT HEALTH CENTRA CARE COCOA BEACH			14	100%	14
Belleair Healthcare Center		8	6	43%	14
MINUTECLINIC DIAGNOSTIC OF LOUISIANA,		13	1	7%	14
HUDSON VALLEY HOSPITAL CENTER LABORATORY		13	1	7%	14
RIVERSIDE COTTAGES AT THE SHORES, LLC			14	100%	14
HOPE HEALTHCARE		14			14
UC HEALTH UNIVERSITY HOSPITAL		11	3	21%	14
SOUTHEASTERN UNIVERSITY INC		14			14
SOUTHEASTERN LABORATORY			14	100%	14
PRIMARY CARE SPECIALISTS OF ORLANDO LLC		11	3	21%	14
ST JOSEPH HOSPITAL		13	1	7%	14
MIAMI BEACH MEDICAL GROUP LLC			14	100%	14
TALLAHASSEE PRIMARY CARE ASSOCIATES PA		12	2	14%	14
BENTON HOUSE OF PORT ORANGE		8	6	43%	14
MONTEFIORE ST LUKE'S CORNWALL HOSPITAL		10	4	29%	14
MELBOURNE FAMILY PRACTICE		12	2	14%	14
MEDEXPRESS URGENT CARE - ROBINSON TWP, STEUBENVILLE PIKE		12	2	14%	14
Sunnyside Care Center		13			13

COVID-19: testing by laboratory

Data through Feb 26, 2021 verified as of Feb 27, 2021 at 09:25 AM

Data in this report are provisional and subject to change.

The numbers in the table below represent the number of Florida and non-Florida residents for whom test results were received by the Department of Health. A person can be tested by more than one laboratory and can have both positive and negative results. **Therefore, the sum of the numbers in each column will be larger than the total number of people tested.**

Reporting lab	Inconclusive	Negative	Positive	Percent positive	Total
BROOKDALE DELAND			13	100%	13
SOUTHEAST FAMILY HEALTHCARE CENTER			13	100%	13
ST VINCENT'S URGENT CARE		10	3	23%	13
BROOKLYN HOSPITAL CENTER DOWNTOWN CAMPUS		13			13
CLINICAL LABORATORY SERVICES			13	100%	13
PASSPORT HEALTH OF TAMPA BAY		13			13
PHELPS HOSPITAL LABORATORY		11	2	15%	13
HORIZON MEDICAL GROUP		11	2	15%	13
ESCAMBIA COMMUNITY CLINIC		2	11	85%	13
BELLEVUE HOSPITAL CENTER DEPARTMENT		13			13
VITAS HEALTHCARE CORPORATION OF FL			13	100%	13
IN-OFFICE LAB		12	1	8%	13
VRL EUROFINIS - HAWAII		13			13
INTERMOUNTAIN CENTRAL LAB		1	12	92%	13
MINUTECLINIC DIAGNOSTIC OF TN PC #566		11	2	15%	13
FLORIDA MEDICAL CLINIC IM MLK		9	4	31%	13
VALDOSTA FAMILY MEDICINE		1	12	92%	13
HARBOR CHASE OF JACKSONVILLE			13	100%	13
URGENT CARE USA LLC		1	12	92%	13
PARKWEST MEDICAL CENTER		11	2	15%	13
ROCKLEDGE		3	10	77%	13
SHELBY COUNTY HEALTH CARE CORPORATION		10	3	23%	13
FLORIDA MEDICAL CLINIC - MULTI SPECIALTY CAMPUS		4	9	69%	13
DYNAMIC DNA LAB		1	12	92%	13
Grand Villa of Dunedin		7	6	46%	13
FAMILY MEDICINE OF WESTON LLC		5	8	62%	13
BAYA URGENT CARE LLC		1	12	92%	13
PARROTT MEDICAL CLINIC			13	100%	13
A AND R RESEARCH GROUP LLC		10	3	23%	13
TNC WALK IN CLINIC		10	3	23%	13
UNIVERSITY HOSPITAL UC HEALTH		9	4	31%	13
STATCARE URGENT & WALK IN MEDICAL CARE		11	2	15%	13
Hackensack Umc Mountainside		12	1	8%	13
ARNOT OGDEN MEDICAL CENTER LABORATORY		13			13
MIAMI BEACH MEDICAL GROUP			13	100%	13
LONG ISLAND JEWISH VALLEY STREAM		12	1	8%	13
EAR NOSE AND THROAT ASSOCIATES OF MANATEE, P.A.		10	3	23%	13
PREMIER LABORATORY SERVICES, LLC		5	8	62%	13
COMPREHENSIVE CHILDCARE ASSOCIATES		8	5	38%	13
NOVALIFE MEDSPA			13	100%	13
COVANCE CENTRAL LABORATORY			13	100%	13
ORANGE REGIONAL MEDICAL CENTER LABORATORY		10	3	23%	13
MINUTECLINIC DIAGNOSTIC OF TN, PC 6438		11	2	15%	13
CARLOS F FUSTER MD PA		13			13
ADVENT HEALTH - WINTER HAVEN		7	6	46%	13
MAINSTREET FAMILY SELECT		1	12	92%	13

COVID-19: testing by laboratory

Data through Feb 26, 2021 verified as of Feb 27, 2021 at 09:25 AM

Data in this report are provisional and subject to change.

The numbers in the table below represent the number of Florida and non-Florida residents for whom test results were received by the Department of Health. A person can be tested by more than one laboratory and can have both positive and negative results. **Therefore, the sum of the numbers in each column will be larger than the total number of people tested.**

Reporting lab	Inconclusive	Negative	Positive	Percent positive	Total
ORCHID COVE		3	10	77%	13
CAREATC			13	100%	13
ENCOMPASS HOME HEALTH OF THE SOUTHEAST LLC		13			13
WORLD WRESTLING ENTERTAINMENT			13	100%	13
PROHEALTH CARE ASSOCIATES MOBILE		10	3	23%	13
VILLA OF KINGS AND QUEENS OF DELRAY		13			13
ADVANCED HEALTHCARE ASSOCIATES		13			13
FORT PIERCE FAMILY CARE INC		7	6	46%	13
GLENBROOKE AT PALM BAY			13	100%	13
SARNO FAMILY PRACTICE		1	12	92%	13
CVS MINUTE CLINIC DIAGNOSTIC OF TEXAS LLC		10	3	23%	13
FLORIDA STATE HOSPITAL			13	100%	13
MINUTECLINIC DIAGNOSTIC OF TN, PC 374		9	4	31%	13
AVALON MEDICAL WALK IN CLINIC			13	100%	13
NEWPATH DIAGNOSTICS		7	6	46%	13
BRYAN WHITFIELD MEMORIAL HOSPITAL		8	5	38%	13
LUCID DIAGNOSTICS LABS			13	100%	13
CROSS CARE CENTER			13	100%	13
MED LABS DIAGNOSTICS		7	5	42%	12
ST VINCENTS AMBULATORY CARE INC DBA		9	3	25%	12
VERITAS RESEARCH CORP			12	100%	12
BROOKDALE CITRUS			12	100%	12
LEE PHYSICIAN GROUP		11	1	8%	12
ST PETER'S UNIVERSITY HOSPITAL		9	3	25%	12
ACADIAN DIAGNOSTIC LABORATORIES		8	4	33%	12
LONGWOOD CARDIOLOGY			12	100%	12
WALGREEN		4	8	67%	12
OHIO STATE UNIVERSITY MEDICAL CENTER			12	100%	12
BAYFRONT MEDICAL			12	100%	12
ADVENTHEALTH MEDICAL GROUP PEDIATRICS AT		2	10	83%	12
NAPLES GREEN VILLAGE		12			12
Lady Lake Specialty Care			12	100%	12
UNIVERSITY OF MIAMI MILLER SCHOOL			12	100%	12
TLC FAMILY CARE HOME INC		12			12
BAPTIST PRIMARY CARE PONTE VEDRA		6	6	50%	12
MEDEXPRESS URGENT CARE - SEMINOLE SQU		10	2	17%	12
MIRACLE ALF INC		12			12
MINUTECLINIC DIAGNOSTIC OF NORTH		11	1	8%	12
NATIONAL GENETICS INST LABCORP		4	8	67%	12
SUMMIT ATLANTIC SURGERY CENTER		12			12
THE PLAZA AT PARKSQUARE		12			12
INNOVATIVE RESEARCH OF WEST FLORIDA		9	3	25%	12
PANCARE HEALTH - WEWA ELEMENTARY			12	100%	12
ADVENTHEALTH MEDICAL GROUP CARE CLINIC AT		8	4	33%	12
METHODIST MEDICAL CENTER		9	3	25%	12
IREPERTOIRE_MOL_LAB		12			12

COVID-19: testing by laboratory

Data through Feb 26, 2021 verified as of Feb 27, 2021 at 09:25 AM

Data in this report are provisional and subject to change.

The numbers in the table below represent the number of Florida and non-Florida residents for whom test results were received by the Department of Health. A person can be tested by more than one laboratory and can have both positive and negative results. **Therefore, the sum of the numbers in each column will be larger than the total number of people tested.**

Reporting lab	Inconclusive	Negative	Positive	Percent positive	Total
SURGERY CENTER OF CORAL GABLES LLC,THE		10	2	17%	12
MERCY MEDICAL CENTER		5	7	58%	12
FAMILY MEDICINE AT LONGWOOD			12	100%	12
MADISON COUNTY HEALTH DEPARTMENT		5	7	58%	12
HAVEN HOSPICE			12	100%	12
CVS TN5639POCT FARRAGUT		10	2	17%	12
WACO HHSSURGEWACO	1	10	1	8%	12
LEON CHD		12			12
YUSRA MEDICAL ASSOCIATES PA		9	3	25%	12
BAPTIST HEALTH			12	100%	12
MI2297090CV HOLLAND-23D2189684		12			12
NORTHERN WESTCHESTER HOSPITAL LABORATORY		10	2	17%	12
ADVENTHEALTH MEDICAL GROUP		9	3	25%	12
SARASOTA - ROBERT L TAYLOR COMMUNITY CENTER□		1	11	92%	12
FLORIDA PRESBYTERIAN HOMES INC		11	1	8%	12
GEORGE W FERGUSON MD-CONCIERGE MEDICAL SERVICES PL		11	1	8%	12
GRAND VILLA OF DEL RAY WEST		11	1	8%	12
BERGEN NEW BRIDGE M		11	1	8%	12
SOMA MEDICAL CENTER, P.A.			12	100%	12
LIFE CARE OF PORT SAINT LUCIE		3	9	75%	12
CARENOW URGENT CARE-WEST END		7	5	42%	12
MINUTECLINIC DIAGNOSTIC OF TN, PC 4992		12			12
WOODLAND TOWERS		6	6	50%	12
APPLE DIAGNOSTICS LAB		5	7	58%	12
MERIDIAN AT WATERWAYS, THE		10	2	17%	12
EXPRESS CARE OF TAMPA BAY LLC		2	10	83%	12
GRAND VILLA OF BOYNTON BEACH		11	1	8%	12
TMH PHYSICIAN PARTNERS - MONTICELLO		10	2	17%	12
ORMOND MEDICAL ARTS		3	9	75%	12
YORKVILLE PEDIATRIC URGENT CARE		12			12
GLEN OAKS HEALTH AND REHABILITATION CENTER			12	100%	12
MC DIAGNOSTIC OF CONNECTICUT, PC #1960		12			12
FLORIDA DEPT OF HEALTH		4	8	67%	12
MEDEXPRESS URGENT CARE-ALTOONA		10	2	17%	12
PT&J REHAB - VILLAGE OF ROYAL PALM BEACH		12			12
BROWARD DIALYSIS			12	100%	12
MULBERRY CARE CENTER		7	5	42%	12
LAB UNKNOWN		1	11	92%	12
MC DIAGNOSTIC OF CONNECTICUT PC #459		12			12
CVS MINUTE CLINIC, LLC		10	2	17%	12
COLLIER COUNTY HEALTH DEPT.		7	5	42%	12
GNT ASSOCIATES		11	1	8%	12
SUWANNEE COUNTY JAIL		11	1	8%	12
THE VILLAGES HEALTH		7	5	42%	12
AVENTURA HOSPITAL AND MEDICAL CENTER			12	100%	12
MED TECH SERVICES OF PALM BEACH INC		12			12

COVID-19: testing by laboratory

Data through Feb 26, 2021 verified as of Feb 27, 2021 at 09:25 AM

Data in this report are provisional and subject to change.

The numbers in the table below represent the number of Florida and non-Florida residents for whom test results were received by the Department of Health. A person can be tested by more than one laboratory and can have both positive and negative results. **Therefore, the sum of the numbers in each column will be larger than the total number of people tested.**

Reporting lab	Inconclusive	Negative	Positive	Percent positive	Total
FHCP-PORT ORANGE		3	9	75%	12
HUNTINGTON URGENT CARE		10	1	9%	11
WELLMED AT PORT ST LUCIE WEST		7	4	36%	11
FLORIDA HOSPITAL PHYSICIAN GROUP		3	8	73%	11
XPRESS URGENT CARE- PORT ST. LUCIE		3	8	73%	11
St Joseph's Hospital & Medical Center		10	1	9%	11
CITY OF CLEARWATER EMPLOYEE HEALTH CENTER		3	8	73%	11
CARE FAST MURABELLA		7	4	36%	11
Lehigh Acres Health and Rehabilitation			11	100%	11
Solaris Healthcare Pensacola			11	100%	11
GRAND VILLA OF LARGO		9	2	18%	11
NIGHT LITE PEDIATRICS CENTER, LLC		1	10	91%	11
AIM LABORATORIES			11	100%	11
GADSDEN REGIONAL MEDICAL CENTER		11			11
SEBRING PEDIATRICS LLC			11	100%	11
BIOTECH CLINICAL LABORATORIES, INC.		1	10	91%	11
BRONSON FIRE DEPARTMENT		11			11
MINUTE CLINIC		1	10	91%	11
LIFE'S SPECIAL MOMENTS INC		11			11
PRIMECARE AT PORT ORANGE			11	100%	11
PINELLAS COUNTY HEALTH DEPARTMENT		2	9	82%	11
FAMILY PRACTICE ON THE GO		6	5	45%	11
PALM BEACH PATHOLOGY		9	2	18%	11
MEDEXPRESS URGENT CARE- MARYLAND		10	1	9%	11
St. Annes Nursing Center, St. Annes Residence, Inc.		11			11
PRIMECARE ACQUISITION FAMILY PRACTICE INC		11			11
MEDICAL PAVILION CLINIC		2	9	82%	11
STATCARE URGENT AND WALK-IN MEDICAL CA		10	1	9%	11
CARLOS PORTU MD, PLLC			11	100%	11
MINUTECLINIC, LLC #4230		9	2	18%	11
TROPICANA		5	6	55%	11
CARINGTON MANOR		11			11
SENIOR HOME CARE INC		11			11
MINUTECLINIC DIAGNOSTIC OF TN PC #320		10	1	9%	11
CULINARY INSTITUTE OF AMERICA STUDENT	3	8			11
TELEVISIT PALM BAY FAMILY PRACTICE		9	2	18%	11
CVS NC3516POCT WINSTON SALEM		9	2	18%	11
COASTAL DETOX		11			11
MEYER PEDIATRICS CHTD		11			11
GAMMA DIAGNOSTIC LAB LLC			11	100%	11
WELLMED AT SOUTH PARSONS		9	2	18%	11
REDMED CLINIC OF ARLINGTON		10	1	9%	11
UMHC/SYLVESTER AT KENDALL		1	10	91%	11
MEDICAL CENTER AFFILIATES WEST PALM			11	100%	11
WATSON HEALTHCARE		8	3	27%	11
THE TERRACE OF SAINT CLOUD		9	2	18%	11

COVID-19: testing by laboratory

Data through Feb 26, 2021 verified as of Feb 27, 2021 at 09:25 AM

Data in this report are provisional and subject to change.

The numbers in the table below represent the number of Florida and non-Florida residents for whom test results were received by the Department of Health. A person can be tested by more than one laboratory and can have both positive and negative results. **Therefore, the sum of the numbers in each column will be larger than the total number of people tested.**

Reporting lab	Inconclusive	Negative	Positive	Percent positive	Total
JOHN W NORRIS III MD PA	1		10	91%	11
SAMARITAN MEDICAL CENTER		11			11
ELITE HOME HEALTH SERVICES		11			11
Rosewood Healthcare and Rehabilitation Center		5	6	55%	11
MONTEFIORE MEDICAL CENTER LABORATORIES - WEILER		7	4	36%	11
FAMILY MEDICINE AT HUNTERS CREEK		11			11
UNIVERSITY CENTRA CARE		10	1	9%	11
FIRST CHOICE PEDIATRICS WINTER SPRINGS		10	1	9%	11
GENESIS		7	4	36%	11
CVS MINUTE CLINIC DIAGNOSTIC PA		9	2	18%	11
ADVENTIST HEALTH SYSTEM FLORIDA DEPT OF HEALTH		7	4	36%	11
ORLANDO ORTHOPAEDIC OUTPATIENT SURGERY CENTER LLC		8	3	27%	11
CORNER OAK ESTATE LLC		11			11
ILLINOIS DEPT OF PUBLIC HEALTH LAB - SPRINGFIELD			11	100%	11
SEMORAN FAMILY HEALTH LLC		10	1	9%	11
DMH STEINHATCHEE FAMILY MEDICINE		8	3	27%	11
MORTON PLANT NORTH BAY HOSPITAL			11	100%	11
BREVARD HEALTH ALLIANCE INC		10	1	9%	11
IGENEX INC		11			11
MHHS All Lab Subsection		11			11
MOUNT DORA PEDIATRICS		9	2	18%	11
NORTH OKALOOSA PHYSICIAN GROUP		10	1	9%	11
MEDEXPRESS URGENT CARE - MONROE		11			11
RUSSELL MEDICAL CENTER		10	1	9%	11
VIRTUA WEST JERSEY HOSPITAL VOORHEES		9	2	18%	11
45TH 1		11			11
RIVERSIDE MEDICAL GROUP		10	1	9%	11
WINTER PARK CARE AND REHABILITATION			11	100%	11
LEHIGH VALLEY HOSPITAL		3	8	73%	11
ALCOVE ASSISTED LIVING FACILITY		11			11
AZALEA HEALTH		2	9	82%	11
WANTAGH URGENT CARE		8	3	27%	11
CORONA PATHOLOGY		10			10
OPTIMAL CARE PEDIATRICS			10	100%	10
MAINSTREET FAMILY CARE			10	100%	10
BAYFRONT FAMILY HEALTH CENTER			10	100%	10
MC DIAGNOSTIC OF CONNECTICUT, PC # 257		9	1	10%	10
ADVENTIST HEALTH SYSTEM		9	1	10%	10
URGENT CARE & FAMILY PRACTICE CENTER			10	100%	10
RIVERWOOD CENTER,THE			10	100%	10
SOMA MEDICAL CENTER, PA #4 FLORIDA MANGO			10	100%	10
CONSULATE HEALTH CARE OF PENSACOLA			10	100%	10
MINUTECLINIC DIAGNOSTIC OF TN PC #6415		9	1	10%	10
CARENOW URGENT CARE - EAST NASHVILLE		8	2	20%	10
BROWARD HEALTH CARE			10	100%	10
CARROLL GARDENS URGENT CARE		10			10

COVID-19: testing by laboratory

Data through Feb 26, 2021 verified as of Feb 27, 2021 at 09:25 AM

Data in this report are provisional and subject to change.

The numbers in the table below represent the number of Florida and non-Florida residents for whom test results were received by the Department of Health. A person can be tested by more than one laboratory and can have both positive and negative results. **Therefore, the sum of the numbers in each column will be larger than the total number of people tested.**

Reporting lab	Inconclusive	Negative	Positive	Percent positive	Total
MINUTECLINIC DIAGNOSTIC OF NEW MEXICO		10			10
ALABAMA DEPARTMENT OF PUBLIC HEALTH		1	9	90%	10
ESTATES MEDICAL CENTER INC			10	100%	10
NIGHT OWL PEDIATRICS URGENT CARE			10	100%	10
Westchester General Hospital			10	100%	10
HEALTH NETWORK LABORATORIES		6	4	40%	10
SAVANNAH MANOR ASSISTED LIVING COMMUNITY			10	100%	10
MEDEXPRESS URGENT CARE PARKERSBURG		8	2	20%	10
CBC LAB		3	7	70%	10
CROSSROADS URGENT CARE, PLLC		10			10
RHODE ISLAND DEPARTMENT OF HEALTH			10	100%	10
MINUTECLINIC DIAGNOSTIC OF RHODE ISLAND		7	3	30%	10
RICHMOND UNIVERSITY MEDICAL CENTER		8	2	20%	10
LAKE BALDWIN CBOC		9	1	10%	10
MONROE COUNTY HOSPITAL		7	3	30%	10
AMERICAN HOUSE FORT MYERS		10			10
MEDLABS DIAGNOSTICS		8	2	20%	10
ACCESS PHARMACY		10			10
VITALANT		1	9	90%	10
URGENT CARE OF NEW YORK		10			10
JOHNS HOPKINS MEDICAL LABORATORIES		1	9	90%	10
EMERALD COAST HOSPICE - CRESTVIEW		10			10
PBC PREMIER FAMILY HEALTH			10	100%	10
MINUTECLINIC DIAGNOSTIC OF PA, LLC (1036)		8	2	20%	10
STATEN ISLAND UNIVERSITY HOSPITAL SEGUINE AVE		9	1	10%	10
BRIDGE DIAGNOSTICS			10	100%	10
URGENT CARE CENTER AT PINNACLE		4	6	60%	10
HIGH TOWER ALF LLC		9	1	10%	10
MISSOURI DEPARTMENT OF HEALTH AND SENIOR SERVICES			10	100%	10
APPALACHIAN REGIONAL HEALTHCARE SYSTEM		10			10
MEDEXPRESS URGENT CARE CHARLESTON		6	4	40%	10
TENNESSEE DEPARTMENT OF HEALTH (TDH) - CENTRAL LABORATORY		2	8	80%	10
VASCONCELLO COHEN MD PA		9	1	10%	10
BLOCK NATION CHASE		4	6	60%	10
DOC PAM PA		9	1	10%	10
KIMBERLY J HENDERSON MD PC		9	1	10%	10
MINUTE CLINIC LLC #5733		10			10
CVS MINUTE CLINIC DIAGNOSTIC MED GRP OF CA		10			10
MEDEXPRESS URGENT CARE - LAFAYETTE		9	1	10%	10
MEDEXPRESS URGENT CARE - PANTOPS		9	1	10%	10
CREATIVE TESTING SOLUTIONS		3	7	70%	10
LUXOR SCIENTIFIC LLC		1	9	90%	10
RPC@HODGES		2	8	80%	10
CVS MINUTE CLINIC DIAGNOSTIC OF WISCONSIN		10			10
BROOKDALE PANAMA CITY		9	1	10%	10
PHASE2 LABS	2	6	2	20%	10

COVID-19: testing by laboratory

Data through Feb 26, 2021 verified as of Feb 27, 2021 at 09:25 AM

Data in this report are provisional and subject to change.

The numbers in the table below represent the number of Florida and non-Florida residents for whom test results were received by the Department of Health. A person can be tested by more than one laboratory and can have both positive and negative results. **Therefore, the sum of the numbers in each column will be larger than the total number of people tested.**

Reporting lab	Inconclusive	Negative	Positive	Percent positive	Total
COMMUNITY HEALTH CENTER		2	8	80%	10
MEDEXPRESS URGENT CARE - SALEM		6	4	40%	10
NORTON HEALTHCARE			10	100%	10
MEDICAL LABORATORY DIAGNOSTICS			10	100%	10
FRUITVILLE URGENT CARE			10	100%	10
ACCESS HOME HEALTH OF FLORIDA LLC		10			10
HNL LAB MEDICINE		7	3	30%	10
PRORENATA LABS		2	8	80%	10
CVA MINUTE CLINIC DIAGNOSTIC OF VIRGINIA, LLC		10			10
MOLECULAR PATHOLOGY LABORATORY			10	100%	10
SUPERIOR RESIDENCES OF CLERMONT		2	8	80%	10
PHYSICIANS REGIONAL MEDICAL CTR - COLLIER BLVD			10	100%	10
FLORIDA DEPARTMENT OF HEALTH WASHINGTON COUNTY		5	5	50%	10
BELLE GLADES HEALTH CLINIC			10	100%	10
PLYMOUTH HARBOR INCORPORATED		9	1	10%	10
ASHRAF MEDICAL GROUP PLLC DBA PULSE M		9	1	10%	10
ONEIDA HEALTHCARE CENTER		8	2	20%	10
VETERNANS ADMINISTRATION			10	100%	10
BAYONET POINT HOSPITAL			10	100%	10
MEDEX REGIONAL LABORATORIES LLC		1	9	90%	10
RED MOUNTAIN DIAGNOSTICS		10			10
NOT INDICATED		1	9	90%	10
MEDEXPRESS URGENT CARE - CHRISTIANBURG		7	3	30%	10
PANCARE HEALTH - VERNON ELEMENTARY			10	100%	10
MAIMONIDES MEDICAL CENTER		7	3	30%	10
MOSOLF PEDIATRICS			10	100%	10
LAKE NONA MEDICAL SERVICES		3	7	70%	10
ISLAND COAST PEDIATRICS IN-HOUSE LAB		10			10
OCCUPATIONAL HEALTH CENTERS OF THE SOUTHWEST PA		9	1	10%	10
FLEMING ISLAND CENTER FOR CLINICAL RESEARCH		10			10
NEW JERSEY DEPARTMENT OF HEALTH COMMUNICABLE DISEASE SERVICE		3	7	70%	10
PPD - IXLAYER		9	1	10%	10
Maury Regional Hospital		6	4	40%	10
KIDSVILLE PEDIATRICS			10	100%	10
Hialeah Nursing And Rehabilitation Center		6	4	40%	10
KIDSWOOD PEDIATRICS CORP		3	7	70%	10
PERSONAL PEDIATRICS PA		7	3	30%	10
BIG BEND HOSPICE INC		10			10
METHODIST HOSPITAL			10	100%	10
AMBRY GENETICS CORPORATION		10			10
HCR MANORCARE		10			10
ASSOCIATES MD CYPRESS CREEK			10	100%	10
DES PLAINES CLINICAL LAB		3	7	70%	10
BOCA RATON REGIONAL HOSPITAL LAB			10	100%	10
LABCORP		6	4	40%	10
MEDEXPRESS URGENT CARE - WINCHESTER GATEWAY		8	2	20%	10

COVID-19: testing by laboratory

Data through Feb 26, 2021 verified as of Feb 27, 2021 at 09:25 AM

Data in this report are provisional and subject to change.

The numbers in the table below represent the number of Florida and non-Florida residents for whom test results were received by the Department of Health. A person can be tested by more than one laboratory and can have both positive and negative results. **Therefore, the sum of the numbers in each column will be larger than the total number of people tested.**

Reporting lab	Inconclusive	Negative	Positive	Percent positive	Total
BEAUMONT LABORATORY			10	100%	10
MEDEXPRESS URGENT CARE-KATY		7	3	30%	10
VENICE GREEN VILLAGE		3	7	70%	10
CVS NC187POCT CHARLOTTE		10			10
MINUTECLINIC, LLC #4682		5	4	44%	9
CARENOW URGENT CARE-MT JULIET		8	1	11%	9
LAKE NONA MEDICAL SERVICE LLC		9			9
Casa Mora Rehabilitation & Extended Care		9			9
CVS NC7047POCT DURHAM		9			9
BAYFRONT HEALTH ST PETERSBURG		8	1	11%	9
FAMILY HEALTH CENTER AT PORT ST JOHN		4	5	56%	9
Consulate Health Care of Brandon		7	2	22%	9
ENCOMPASS HOME HEALTH OF THE SOUTHEAST LLC		9			9
NORTHWEST FLORIDA COMMUNITY HOSPITAL LABORATORY		8	1	11%	9
ROSECASTLE			9	100%	9
NORTHSHORE UNIVERSITY HEALTHSYSTEM EVANSTON HOSPITAL LAB			9	100%	9
AFC URGENT CARE - CEDAR GROVE		9			9
ASSOCIATES IN MEDICINE		7	2	22%	9
OPTUM SILVER LAKES			9	100%	9
PRECISION GENETICS			9	100%	9
ARBORS OF GULF BREEZE, THE		7	2	22%	9
EMERGENCY MEDICAL CENTER		3	6	67%	9
OUR HOME AT BEACON HILL			9	100%	9
FAMILY PRACTICE OF DAVIE INC			9	100%	9
SAMARITAN HOSPITAL LABORATORY		8	1	11%	9
CHEMISYS LABORATORIES		1	8	89%	9
ORLANDO ORTHOPAEDIC OUTPATIENT SURGERY CENTER		5	4	44%	9
CLAYMED OF NORTH FLORIDA			9	100%	9
REMISE OCCUPATIONAL HEALTH SOLUTIONS INC			9	100%	9
GCPM MANUAL MICROBIOLOGY		1	8	89%	9
CITY OF OCALA EMPLOYEE HEALTH AND WELLNESS CENTER		7	2	22%	9
LAKEVIEW HEALTH SYSTEMS			9	100%	9
NATURE COAST REGIONAL MEDICAL CENTER			9	100%	9
WINDSOR OF GAINESVILLE		9			9
WESTCHESTER GENERAL HOSPITAL BLOOD GAS LAB			9	100%	9
MINUTE CLINIC LLC #1448		8	1	11%	9
NEMOURS CHILDREN'S PRIMARY CARE VERO BEACH			9	100%	9
GULF COAST MEDICAL GROUP		2	7	78%	9
MINUTECLINIC, LLC, DBA MINUTECLINIC #6106		7	2	22%	9
CHILDREN'S HEALTHCARE OF ATLANTA/EGLESTON		9			9
CVS MINUTE CLINIC DIAGNOSTIC OF TN #6044		8	1	11%	9
PATEL MEDICAL VENTURES		8	1	11%	9
THE MARY IMOGENE BASSETT HOSPITAL		9			9
MINUTECLINIC DIAGNOSTIC OF MINNESOTA		9			9
CVS PHARMACY NO 274		9			9
CVS M08590POCT KANSAS CITY		5	4	44%	9

COVID-19: testing by laboratory

Data through Feb 26, 2021 verified as of Feb 27, 2021 at 09:25 AM

Data in this report are provisional and subject to change.

The numbers in the table below represent the number of Florida and non-Florida residents for whom test results were received by the Department of Health. A person can be tested by more than one laboratory and can have both positive and negative results. **Therefore, the sum of the numbers in each column will be larger than the total number of people tested.**

Reporting lab	Inconclusive	Negative	Positive	Percent positive	Total
ANY LAB TEST NOW INC			9	100%	9
INSPIRED LIVING AT PALM BAY		7	2	22%	9
MINUTECLINIC DIAGNOSTIC OF OKLAHOMA		7	2	22%	9
MEDEXPRESS URGENT CARE MONACA		9			9
Signature Healthcare of Ormond		9			9
FLORIDA MEDICAL CL ODOM TPA		4	5	56%	9
DELRAY BEACH FACIAL PLASTIC SURGERY		9			9
BUENA VIDA ESTATES			9	100%	9
AVALON FAMILY RESORT ASSISTED LIVING LLC		9			9
MINUTECLINIC DIAGNOSTIC OF TN PC #6363		8	1	11%	9
NIGHT LITE PEDIATRICS CENTER		1	8	89%	9
PINELLAS PARK FIRE DEPARTMENT		9			9
ST JUDE LABORATORIES		7	2	22%	9
UNIVERSITY MEDICAL CENTER		8	1	11%	9
COLLIER HMA PHYSICIAN MANAGEMENT, LLC		1	8	89%	9
MICHIGAN DEPARTMENT OF COMMUNITY HEALTH		1	8	89%	9
NEW HAMPSHIRE DEPARTMENT OF HEALTH AND HUMAN SERVICES		3	6	67%	9
CVS HEALTH, #3396		9			9
CORAL LANDING ASSISTED LIVING		7	2	22%	9
ROSEMONT GARDENS INC		9			9
PRIME MEDICAL CARE, LLC		9			9
LEE MEMORIAL HEALTH SYSTEM D/B/A LEE COMMUNITY		8	1	11%	9
ADVENT HEALTH - FOUR CORNERS ER		8	1	11%	9
WESTPAC LABS INC	1		8	89%	9
BROWNE MEDICAL		7	2	22%	9
MINUTE CLINIC DIAGNOSTIC OF SC, LLC #42		8	1	11%	9
PALM BAY URGENT CARE PL		1	8	89%	9
CHILDREN'S HEALTH CENTER INC.		7	2	22%	9
UCARE			9	100%	9
RIVERVIEW REGIONAL MEDICAL CENTER		7	2	22%	9
PEACHTREE IMMEDIATE CARE			9	100%	9
HEALTH MED HOME CARE, LLC		9			9
MOBILE RESPONSE DIAGNOSTICS LLC		8	1	11%	9
CLEVELAND TENNESSEE HOSPITAL COMPANY		8	1	11%	9
BERRYHILL MANOR		9			9
WINDSOR OF SAN PABLO, THE		6	3	33%	9
Manor Care of Dunedin		6	3	33%	9
GLADES COUNTY DETENTION CENTER			9	100%	9
WADSWORTH CENTER - DAVID AXELROD INSTITUTE		8	1	11%	9
HAWTHORNE INN OF LAKE LAND		9			9
MEDEXPRESS URGENT CARE - BENTON HARBOR		9			9
CVS MINUTE CLINIC DIAGNOSTIC OF TEXAS, LLC		9			9
PEDIATRIC HEALTH CARE ALLIANCE			9	100%	9
OMNI			9	100%	9
ORLANDO MEDICAL CENTER PL		1	8	89%	9
CVS MINUTE CLINIC DIAGNOSTIC		8	1	11%	9

COVID-19: testing by laboratory

Data through Feb 26, 2021 verified as of Feb 27, 2021 at 09:25 AM

Data in this report are provisional and subject to change.

The numbers in the table below represent the number of Florida and non-Florida residents for whom test results were received by the Department of Health. A person can be tested by more than one laboratory and can have both positive and negative results. **Therefore, the sum of the numbers in each column will be larger than the total number of people tested.**

Reporting lab	Inconclusive	Negative	Positive	Percent positive	Total
VILLAGE PLACE HEALTH AND REHAB		9			9
CVS NY491POCT JACKSON HEIGHTS		9			9
FOX FAMILY PRACTICE		9			9
ORLANDO HEALTH PHYSICIAN ASSOCIATES		4	5	56%	9
FLORIDA MENTOR		7	2	22%	9
BRENNITY AT VERO BEACH, THE			9	100%	9
CARENOW URGENT CARE-HERMITAGE		5	4	44%	9
MIDMICHIGAN MEDICAL CENTER			9	100%	9
LOREY ALF		9			9
MAGNOLIA MANOR			9	100%	9
ALACHUA			9	100%	9
CITY OF NAPLES FIRE RESCUE		7	2	22%	9
ORANGE PARK PEDIATRIC ASSOCIATES		1	8	89%	9
ST CLOUD PHYSICIAN MANAGMENT LLC		7	1	13%	8
DOH-TAMPA BRANCH LABORATORY (MLK BLVD)		4	4	50%	8
FLORIDA HEART AND VASCULAR MULTISPECIALTY GROUP		8			8
PALM BEACH COUNTY HEALTH DEPARTMENT LABORATORY			8	100%	8
NITIN BAWA PROFESSIONAL ASSOCIATES			8	100%	8
BAPTIST PEDIATRICS		6	2	25%	8
FLORIDA CLINICAL LAB		1	7	88%	8
CONSULATE HEALTH CARE		7	1	13%	8
SOUTH FLORIDA BAPTIST HOSPITAL			8	100%	8
SYLVESTER AT PLANTATION LABORATORY		7	1	13%	8
STPET		6	2	25%	8
HOLY NAME MEDICAL CENTER	1	6	1	13%	8
CAN COMMUNITY HEALTH, INC		8			8
Avalon Healthcare and Rehabilitation Center			8	100%	8
MINUTECLINIC DIAGNOSTIC OF TN PC #5671		5	3	38%	8
LIFELINK TISSUE BANK D/B/A LIFELINK TISSUE BANK		7	1	13%	8
MEDEXPRESS URGENT CARE - FORT WORTH S		7	1	13%	8
COLUMBIA MEMORIAL HOSPITAL		8			8
ST. JOSEPH HOSPITAL AND HEALTH CARE INC.			8	100%	8
ALLINA HEALTH - ABBOTT NORTHWESTERN HOSPITAL		5	3	38%	8
ATLANTIC CONSOLIDATED LABORATORY		8			8
MAGNOLIA PEDIATRICS GROUP LLC			8	100%	8
NEW YORK PRESBYTERIAN - LOWER MANHATTAN		8			8
LAB UNKNOW		6	2	25%	8
HEALTHPARK MEDICAL CTR NURSING SVC		8			8
LAKE CONWAY URGENT CARE LLC		2	6	75%	8
CIAN DIAGNOSTICS			8	100%	8
Sunset Lake Health and Rehabilitation Center		8			8
WATERFORD AT CREEKSIDE, THE			8	100%	8
BARTON PARKER OD PC		8			8
CVS HEALTH MINUTE CLINIC		1	7	88%	8
ADVANCED RESEARCH FOR HEALTH IMPROVEMENT		6	2	25%	8
THE WOLFF CENTER FOR CHILD & ADOLESCENT HEALTH			8	100%	8

COVID-19: testing by laboratory

Data through Feb 26, 2021 verified as of Feb 27, 2021 at 09:25 AM

Data in this report are provisional and subject to change.

The numbers in the table below represent the number of Florida and non-Florida residents for whom test results were received by the Department of Health. A person can be tested by more than one laboratory and can have both positive and negative results. **Therefore, the sum of the numbers in each column will be larger than the total number of people tested.**

Reporting lab	Inconclusive	Negative	Positive	Percent positive	Total
WALGREENS #04618		7	1	13%	8
IU HEALTH PATHOLOGY		1	7	88%	8
BAPTIST OUTPATIENT			8	100%	8
MINUTECLINIC DIAGNOSTIC OF ILLINOIS LL		8			8
DORAL URGENT CARE			8	100%	8
UNIVERSITY HOSPITALS OF CLEVELAND		4	4	50%	8
FHCP-ORANGE CITY			8	100%	8
DOH JACKSONVILLE CENTRAL LABORATORY		3	5	63%	8
Nashville Central Laboratory		8			8
MEDEXPRESS URGENT CARE-LATROBE		8			8
CVS MINUTE CLINIC DIAGNOSTIC PA #3060		7	1	13%	8
MONTEFIORE MEDICAL CENTER LABORATORIES - NORTH		8			8
MEDICANA NURSING AND REHAB CENTER			8	100%	8
MEDEXPRESS URGENT CARE - WASHINGTON		6	2	25%	8
ST JOSEPH WOMENS HOSPITAL			8	100%	8
DEPARTMENT OF HEALTH- CITRUS COUNTY		1	7	88%	8
MED & CO INVESTMENT LLC		7	1	13%	8
MINUTE-CLINIC DIAGNOSTIC OF VIRGINIA		7	1	13%	8
CARE ATC - CITY OF BOYNTON BEACH	1	2	5	63%	8
ALLEGRO - TAMPA	1	4	3	38%	8
MINUTECLINIC, LLC, #4160		5	3	38%	8
URGENT MEDICAL CENTER INC		2	6	75%	8
WALK-IN MEDICAL CARE			8	100%	8
JACKSON CLINIC PA,THE		4	4	50%	8
INTEGRATED FAMILY MEDICAL CENTER			8	100%	8
ARCHBOLD MEMORIAL HOSPITAL/LAB		3	5	63%	8
BENSONHURST URGENT CARE		8			8
FAST PACE MEDICAL CLINIC PLLC		6	2	25%	8
FHPG_EXP CARE W HILLSBOROUGH			8	100%	8
NORTHSIDE HOSPITAL		2	6	75%	8
ILLINOIS DEPARTMENT OF PUBLIC HEALTH			8	100%	8
CVS NC7588POCT ASHEVILLE		6	2	25%	8
FOUNTAINVIEW BY FIVE STAR QUALITY CARE		7	1	13%	8
MEDEXPRESS URGENT CARE, BUTLER		5	3	38%	8
COLLIER BLVD HMA PHYSICIAN MANAGEMENT,, LLC			8	100%	8
CVS MINUTE CLINIC DIAGNOSTIC OF VIRGINIA		8			8
THOMAS JEFFERSON UNIVERSITY HOSPITAL		4	4	50%	8
BIOTECH PHARMACEUTICAL GROUP LLC			8	100%	8
FLORIDA HOSPITAL WINTER PARK		7	1	13%	8
MEDEXPRESS URGENT CARE - SWANSEA, N ILLINOIS ST		7	1	13%	8
EXECUTIVE MEDICAL SERVICES		8			8
JX REF LAB			8	100%	8
MEDEXPRESS URGENT CARE - BEECH GROVE		7	1	13%	8
SURGOINSVILLE PHARMACY		8			8
LANE PEDIATRICS PA			8	100%	8
LABORATORY MEDICINE CONSULTANTS-LMC PA		8			8

COVID-19: testing by laboratory

Data through Feb 26, 2021 verified as of Feb 27, 2021 at 09:25 AM

Data in this report are provisional and subject to change.

The numbers in the table below represent the number of Florida and non-Florida residents for whom test results were received by the Department of Health. A person can be tested by more than one laboratory and can have both positive and negative results. **Therefore, the sum of the numbers in each column will be larger than the total number of people tested.**

Reporting lab	Inconclusive	Negative	Positive	Percent positive	Total
INTERNAL MEDICINE AND AESTHETICS OF NAPLES LLC		8			8
CVS MINUTE CLINIC DIAGNOSTIC OF NEW JERSEY		8			8
ADVENT HEALTH MEDICAL GROUP FAMILY AND INTERNAL MEDICINE AT AVALON PAR		7	1	13%	8
HUNTINGTON VILLAGE URGENT CARE		8			8
LEE COMMUNITY HEALTHCARE INC CAPE CORAL		8			8
PALM BEACH CDH - DELRAY BEACH			8	100%	8
PUTNAM FAMILY CARE INC		3	5	63%	8
Fouraker Hills Rehab and Nursing			8	100%	8
OKLAHOMA STATE DEPARTMENT OF HEALTH-PUBLIC HEALTH LABORATORY			8	100%	8
VAIL VALLEY MEDICAL CENTER			8	100%	8
CARENOW URGENT CARE-GREEN HILLS		8			8
DAVID LAWRENCE CENTER INC		7	1	13%	8
ARTHREX MEDICAL CENTER EAST		4	4	50%	8
HARBORCHASE OF DR PHILLIPS		7	1	13%	8
KEY TRAINING CENTER			8	100%	8
MID-HUDSON VALLEY DIVISION OF WESTCHESTER MEDICAL		8			8
CVS NC2357POCT HUNTERSVILLE		7	1	13%	8
GENE STREET LABORATORIES, LLC		6	2	25%	8
TRUE HEALTH		5	3	38%	8
MINUTECLINIC DIAGNOSTIC OF TN PC #386		7	1	13%	8
SEA LEVEL LABS			8	100%	8
RAYMOND BASRI MD		8			8
GOLISANO CHILDREN'S HOSPITAL OF SOUTHWEST FLORIDA		6	2	25%	8
VIGILINT HEALTHCARE		5	3	38%	8
SOMA MEDICAL CENTER MD PA #7 PEDIATRICS			8	100%	8
BEAUMONT EMERGENCY CENTER			8	100%	8
DOTHAN PEDIATRIC CLINIC			8	100%	8
PUTNAM COUNTY EMERGENCY RESCUE SERVICE		5	3	38%	8
ST CHARLES HOSPITAL LABORATORY		8			8
ANYLABTEST NOW		2	6	75%	8
DOCTOR'S IN-HOUSE LAB/COMMUNITY HEALTH CENTERS OF PINELLAS - CLEARWATE			8	100%	8
NASCAR EVENT MANAGEMENT, LLC		8			8
MINUTECLINIC DIAGNOSTIC OF TN PC #242		5	3	38%	8
SOUTHEASTERN PEDIATRIC ASSOCIATES			8	100%	8
MINUTE CLINIC DIAGNOSTIC OF SOUTH CAROLINA		6	2	25%	8
CLEARWATER PEDIATRIC CARE		1	7	88%	8
LAKELAND REGIONAL HEALTH GRASSLANDS		7	1	13%	8
ST VINCENT'S ST CLAIR		5	3	38%	8
FG RAPID RESULTS LLC		2	6	75%	8
INTERNAL MEDICINE ASSOCIATES OF JACKSON HOSPITAL			8	100%	8
ROBERT WOOD JOHNSON HOSPITAL		7	1	13%	8
URGENT TEAM MANAGEMENT OF TENNESSEE		7	1	13%	8
West Gate Village, LLC		8			8
MINUTE CLINIC LLC #10203		6	2	25%	8
MINUTECLINIC DIAGNOSTIC OF NEW JERSEY, LLC # 7069		8			8
KEY WEST URGENT CARE, INC		3	5	63%	8

COVID-19: testing by laboratory

Data through Feb 26, 2021 verified as of Feb 27, 2021 at 09:25 AM

Data in this report are provisional and subject to change.

The numbers in the table below represent the number of Florida and non-Florida residents for whom test results were received by the Department of Health. A person can be tested by more than one laboratory and can have both positive and negative results. **Therefore, the sum of the numbers in each column will be larger than the total number of people tested.**

Reporting lab	Inconclusive	Negative	Positive	Percent positive	Total
ORMOND BEACH CENTRA CARE			8	100%	8
MINUTECLINIC LLC (1435)		7	1	13%	8
DR PHILLIPS MEDICAL WELLNESS CENTER		8			8
MINUTECLINIC INCORPORATE, LLC		6	2	25%	8
PENSACOLA CLUSTER			8	100%	8
ALACHUA COUNTY HEALTH DEPARTMENT		1	7	88%	8
BLOOMING GARDENS OF CARE INC		8			8
WELLIGENT		1	7	88%	8
CIGNA ONSITE HEALTH LLC		2	6	75%	8
DOCTOR'S IN HOUSE LAB			8	100%	8
HEALTHMARK REGIONAL HOSPITAL LAB		4	4	50%	8
ABC PEDIATRICS OF PORT ST LUCIE		8			8
X-GENE MOLECULAR LABS		1	7	88%	8
LAKE CO SCHOOLS EMPLOYEE HEALTH & WELLNESS CENTER	1	6	1	13%	8
MINUTECLINIC, LLC, MINUTECLINIC #7637		6	2	25%	8
MEDEXPRESS ELKINS		8			8
LEMOYNE COLLEGE WELLNESS CENTER FOR		8			8
PACIFICA SUNRISE			8	100%	8
VETERANS AFFAIRS MEDICAL CENTER - OUTPATIENT			8	100%	8
LIFE CARE CITRUS COUNTY			8	100%	8
GRAND AVE PHARMACY		1	7	88%	8
MONTEFIORE NYACK HOSPITAL AFFILIATED LABORATORY		8			8
GENEUS DIAGNOSTICS			8	100%	8
WHITE SANDS OUTPATIENT SERVICES (WSOP SERVICES LLC		8			8
OSWEGO HOSPITAL LABORATORY		6	1	14%	7
ECLRS		2	5	71%	7
NOVANT HEALTH INPATIENT CARE		2	5	71%	7
MEDEXPRESS URGENT CARE - HOT SPRINGS		7			7
VERMONT DEPARTMENT OF HEALTH		1	6	86%	7
UNIVERSITY OF WASHINGTON MEDICAL CENTER			7	100%	7
ENCOMPASS HEALTH REHABILITATION OF SEA PINES		7			7
APEX HOME HEALTH CARE		6	1	14%	7
SOUTH COM HEALTH CLINIC, DEPT. OF THE ARMY		7			7
FLORIDA DIGESTIVE AND LIVER SPECIALIST		7			7
PALM POINT BEHAVIORAL HEALTH		7			7
MINUTE CLINIC LLC #4017		7			7
UF HEALTH			7	100%	7
MINUTECLINIC DIAG OF IND, LLC #2387		6	1	14%	7
DOTHAN WEST FAMILY MEDICINE		5	2	29%	7
TRUE HEALTH DIAGNOSTICS		1	6	86%	7
DOCTOR'S IN-HOUSE LAB/COMMUNITY HEALTH CENTERS OF PINELLAS -PINELLAS P			7	100%	7
CVS TX8321POCT MCKINNEY		7			7
PBC FOUND CARE INC			7	100%	7
OPTUM PRIMARY CARE - FOUNTAIN OAKS		3	4	57%	7
RIVER OAKS TREATMENT CENTER			7	100%	7
NORTHERN DUTCHESS HOSPITAL LABORATORY		5	2	29%	7

COVID-19: testing by laboratory

Data through Feb 26, 2021 verified as of Feb 27, 2021 at 09:25 AM

Data in this report are provisional and subject to change.

The numbers in the table below represent the number of Florida and non-Florida residents for whom test results were received by the Department of Health. A person can be tested by more than one laboratory and can have both positive and negative results. **Therefore, the sum of the numbers in each column will be larger than the total number of people tested.**

Reporting lab	Inconclusive	Negative	Positive	Percent positive	Total
BAYCARE MEDICAL GROUP		1	6	86%	7
HEALTH CARE LABORATORY SERVICES		1	6	86%	7
NYU WINTHROP HOSPITAL PATHOLOGY		7			7
MINUTECLINIC #2860		5	2	29%	7
MEDEXPRESS URGENT CARE, JOHNSTOWN		6	1	14%	7
CVS CA9165POCT SAN DIEGO		7			7
PENN MEDICINE PRINCETON MEDICAL CENTER		6	1	14%	7
FLORIDA HOSPITAL KISSIMMEE		4	3	43%	7
SUPERIOR RESIDENCES AT CALA HILLS		7			7
EL PARAISO HOME INC		7			7
DYNAMIC HEALTH CENTERS INC		3	4	57%	7
LONGWOOD PEDIATRICS LLC			7	100%	7
MINUTE CLINIC LLC #2775		7			7
RICH STREET GROUP HOME			7	100%	7
MODMD LABORATORY		7			7
PENINSULA CARE AND REHABILITATION CENTER			7	100%	7
LEPE'S HOUSE			7	100%	7
Ocoee Health Care Center		7			7
ABBEY MANOR RETIREMENT RESIDENCE INC		7			7
FLORIDA HOSPITAL APOPKA		6	1	14%	7
FLORIDA CANCER SPECIALISTS & RESEARCH INSTITUTE		6	1	14%	7
MINUTECLINIC DIAGNOSTIC OF VIRGINIA		7			7
URGENT CARE OF LONGWOOD			7	100%	7
COMMUNITY MEDICAL AND DENTAL CARE INC		7			7
GRACE WELLNESS CENTER LLC		6	1	14%	7
DIAGNOSTIC CLINIC		6	1	14%	7
WYOMING COUNTY COMMUNITY HOSPITAL LABORATORY		7			7
SIMEDHEALTH LLC		2	5	71%	7
CVS PHARMACY #8800		5	2	29%	7
PEDIATRICS OF CENTRAL FLORIDA		5	2	29%	7
EMBRY-RIDDLE AERONAUTICAL UNIVERSITY HEALTH			7	100%	7
ST. CLOUD PHARMACY AND WELLNESS CENTER		3	4	57%	7
MERCY HEALTH—MUSKEGON		6	1	14%	7
GRAND VILLA OF PALM COAST		7			7
CARENOW URGENT CARE-MADISON		7			7
NEMOURS CHILDREN'S URGENT			7	100%	7
MIAMI BEACH COMMUNITY HEALTH CENTER INC			7	100%	7
LMH SKILLED NURSING UNIT		7			7
IRL MARKET LAB			7	100%	7
AVON PARK PEDIATRICS			7	100%	7
ADVENT HEALTH APOPKA		3	4	57%	7
MEDEXPRESS URGENT CARE - FAYETTEVILLE		5	2	29%	7
PANCARE HEALTH - HOSFORD SCHOOL			7	100%	7
GENTRY PARK ORLANDO ASSISTED LIVING		6	1	14%	7
Florida Clinical Laboratory		1	6	86%	7
CAYUGA COUNTY HEALTH DEPARTMENT		6	1	14%	7

COVID-19: testing by laboratory

Data through Feb 26, 2021 verified as of Feb 27, 2021 at 09:25 AM

Data in this report are provisional and subject to change.

The numbers in the table below represent the number of Florida and non-Florida residents for whom test results were received by the Department of Health. A person can be tested by more than one laboratory and can have both positive and negative results. **Therefore, the sum of the numbers in each column will be larger than the total number of people tested.**

Reporting lab	Inconclusive	Negative	Positive	Percent positive	Total
EXPRESS TEST			7	100%	7
ORLANDO ORTHOPAEDIC CENTER		5	2	29%	7
MINUTE CLINIC LLC #5706		6	1	14%	7
JOHNS HOPKINS ALL CHILDRENS			7	100%	7
HEALTH AND WELLNESS CENTER		1	6	86%	7
ST CLOUD COMPOUNDING PHARMACY & WELLNESS CENTER		7			7
JUPITER ISLAND PUBLIC SAFETY		5	2	29%	7
EDWARD S BENNETT MD PLLC		7			7
MEDEXPRESS URGENT CARE-DUBOIS		7			7
ATMORE NURSING CENTER		6	1	14%	7
MC DIAGNOSTIC OF CONNECTICUT, PC #1966		7			7
KEYSTONE PLACE AT NAPLES PRESERVE		4	3	43%	7
MINUTECLINIC DIAGNOSTIC OF NEW JERSEY,		6	1	14%	7
GULF COAST PEDIATRICS OF SARASOTA PA		1	6	86%	7
PEDIATRICS URGENT CARE, LLC			7	100%	7
CLAY PRIMARY & FAMILY CARE LLC			7	100%	7
CVS OH2543POCT CANFIELD		5	2	29%	7
SOMA MEDICAL CENTER PA #4			7	100%	7
CVS NJ617POCT CEDAR GROVE		6	1	14%	7
UHEALTH UNIVERSITY OF MIAMI			7	100%	7
ST LUKES ROOSEVELT LABORATORY		7			7
LONG ISLAND JEWISH FOREST HILLS HOSPITAL		7			7
PASSPORT HEALTH			7	100%	7
CVS TN5601POCT LENOIR CITY		7			7
KENDALL REGIONAL MEDICAL CNTR			7	100%	7
MINUTECLINIC DIAGNOSTICS OF IND, LLC		7			7
ELLIS HOSPITAL LABORATORY		6	1	14%	7
MINUTECLINIC DIAGNOSTIC OF TEXAS LLC		6	1	14%	7
MEDEXPRESS URGENT CARE - MAPLE DRIVE		7			7
CARENOW URGENT CARE-DONELSON		5	2	29%	7
ST VINCENT'S CHILTON		5	2	29%	7
BOCA BIOLISTICS LLC			7	100%	7
Baptist Village Retirement Communities		7			7
FAMILY MEDICINE MEDICAL DRIVE		7			7
WILDLIGHT LAB			7	100%	7
HOLY GARDEN ALF, INC.		7			7
NORTHDAL REHABILITATION CENTER			7	100%	7
BALTIMORE CITY HEALTH DEPT COMMUNICABLE DISEASES AND EPIDEMIOLOGY			7	100%	7
SCHOOL OF PHARMACY AND PHARMACEUTICAL		7			7
LYNMOORE,THE		7			7
DOCTORS CLINICAL LABORATORY, INC		5	2	29%	7
MINUTECLINIC, LLC #03965		7			7
ACCENTCARE		7			7
JOHN T MATHER MEMORIAL HOSPITAL LABORATORY		6	1	14%	7
LEE COUNTY HEALTH DEPARTMENT		4	3	43%	7
NORTH PINELLAS CHILDRENS MEDICAL CENTER INC			7	100%	7

COVID-19: testing by laboratory

Data through Feb 26, 2021 verified as of Feb 27, 2021 at 09:25 AM

Data in this report are provisional and subject to change.

The numbers in the table below represent the number of Florida and non-Florida residents for whom test results were received by the Department of Health. A person can be tested by more than one laboratory and can have both positive and negative results. **Therefore, the sum of the numbers in each column will be larger than the total number of people tested.**

Reporting lab	Inconclusive	Negative	Positive	Percent positive	Total
BRADENTON PHYSICIANS MEDICAL CENTER			7	100%	7
OCALA FAMILY MEDICAL CENTER		7			7
MEDEXPRESS URGENT CARE - STATE COLLEGE		5	2	29%	7
MINUTECLINIC DIAGNOSTIC OF NORTH CAROLINA, PC		6	1	14%	7
ALBION COLLEGE (ABBOTT)		7			7
ORLANDO FAMILY PHYSICIANS			7	100%	7
CURATIVE		1	6	86%	7
CARESOUTH HHA HOLDINGS OF TALLAHASSEE LLC		7			7
BROOKDALE LAKE ORIENTA			7	100%	7
QUE		4	3	43%	7
PERSONAL PHYSICIAN CARE PA			7	100%	7
CVS PA6902POCT BRYN MAWR		5	2	29%	7
Thermopolis Rehabilitation Wellness		7			7
FLORIDA CENTER FOR DERMATOLOGY LABORATORY			7	100%	7
Parkside Villa		7			7
KANSAS DEPARTMENT OF HEALTH		2	5	71%	7
MINUTECLINIC, LLC #244		6	1	14%	7
VICTORIAN MANOR		2	5	71%	7
MINUTECLINIC DIAGNOSTIC OF SC, LLC #2		6	1	14%	7
SOUTH FLORIDA ENT ASSOCIATES, INC			7	100%	7
BLOOMINGDALE PEDIATRIC ASSOCIATES PA			7	100%	7
CVS NC4165POCT BREVARD		5	2	29%	7
DALLAS COUNTY HEALTH AND HUMAN SERVICES			7	100%	7
MIAMI COMPREHENSIVE MEDICINE GROUP PA		4	3	43%	7
MEDEXPRESS URGENT CARE - STAUNTON		3	4	57%	7
FHMG_FM AND IM AVALON PARK		2	5	71%	7
LAWTON CHILES HEALTH CENTER		1	6	86%	7
DELIVER MY MEDS CORP		7			7
FLORIDA SCHOOL FOR THE DEAF AND THE BLIND			7	100%	7
CAPRONA GROUP HOME		1	6	86%	7
MINUTECLINIC, LLC #1586		5	2	29%	7
HEARTLAND PEDIATRICS OF LAKE PLACID			7	100%	7
ORLANDO FAMILY MEDICAL INC		7			7
SONORA QUEST LABORATORIES			7	100%	7
LIZS ADULT CARE		7			7
NEMOURS CHILDREN'S HOSPITAL			7	100%	7
MINUTECLINIC DIAGNOSTIC OF MAINE, LLC		5	2	29%	7
EP LTC PHARMACY		5	2	29%	7
CARENOW URGENT CARE-SOUTHLAKE			7	100%	7
CVS MINUTE CLINIC DIAGNOSTIC OF TEXAS,LLC		5	2	29%	7
MANATEE PEDIATRICS			7	100%	7
NORTH FLORIDA MEDICAL CENTERS INC		1	6	86%	7
ENTRUST IMMEDIATE CARE			6	100%	6
LISTENING DOCTOR PLLC, THE		1	5	83%	6
LUMADOC HEALTH		4	2	33%	6
CITYMD		1	5	83%	6

COVID-19: testing by laboratory

Data through Feb 26, 2021 verified as of Feb 27, 2021 at 09:25 AM

Data in this report are provisional and subject to change.

The numbers in the table below represent the number of Florida and non-Florida residents for whom test results were received by the Department of Health. A person can be tested by more than one laboratory and can have both positive and negative results. **Therefore, the sum of the numbers in each column will be larger than the total number of people tested.**

Reporting lab	Inconclusive	Negative	Positive	Percent positive	Total
URGENT TEAM - HUNTSVILLE		5	1	17%	6
MEDEXPRESS URGENT CARE - BATTLE CREEK		4	2	33%	6
AMERICAN HEALTH ASSOC. LABORATORY SOUTH		4	2	33%	6
Signature Healthcare of Savannah		6			6
FAMILY CARE MEDICAL CENTER			6	100%	6
MINUTE-CLINIC DIAGNOSTIC OF VIRGINIA, LLC #2003		5	1	17%	6
SIGNATURE HEALTHCARE OF MIDDLEBURG		6			6
MINUTECLINIC DIAGNOSTIC OF GEORGIA, LL		5	1	17%	6
SV DIAGNOSTIC LAB			6	100%	6
YAZJI PEDIATRIC CARE LLC DBA TUKA PEDIATRICS			6	100%	6
LAKEVIEW TERRACE HOME HEALTH SERVICES LLC			6	100%	6
QUICK CARE MED WALK IN AND URGENT CARE			6	100%	6
MEDEXPRESS URGENT CARE - TARENTUM		5	1	17%	6
MINUTECLINIC, LLC #03268		5	1	17%	6
CAPE CORAL URGENT CARE		3	3	50%	6
Lenox on the Lake			6	100%	6
WATAUGA MEDICAL CENTER		4	2	33%	6
UNILAB OF DADE INC			6	100%	6
TERENCE B MITCHELL MD, INC		2	4	67%	6
NORTHEAST ALABAMA REGIONAL MEDICAL CENTER		3	3	50%	6
TIMBER CREEK PEDIATRICS		6			6
FRESENIUS KIDNEY CARE DUNEDIN			6	100%	6
CVS NC5591POCT STATESVILLE		5	1	17%	6
THE PALMS REHABILITATION AND HEALTHCARE CENTER		5	1	17%	6
VITAS HEALTH INC			6	100%	6
MINUTECLINIC, LLC #05038		6			6
FLORIDA PREMIER MEDICAL CARE PA			6	100%	6
CURATIVE CARE CENTER INC		1	5	83%	6
INTERVENTIONAL REHABILITATION OF SOUTH FLORIDA			6	100%	6
EASTERN FLORIDA STATE COLLEGE - PALM BAY CAMPUS□			6	100%	6
SUFFRIDGE DRIVE GROUP HOME		6			6
DOCTORS EXPRESS OF ST PETERSBURG			6	100%	6
PANCARE HEALTH - KATE SMITH ELEMENTARY		1	5	83%	6
PALM HARBOR DERMATOLOGY		4	2	33%	6
BAYSHORE POINTE NURSING AND REHAB CENTER			6	100%	6
TAMIAMI LAB MILLENIUM			6	100%	6
MEDEXPRESS URGENT CARE - ELM GROVE		5	1	17%	6
Kroger 673 - The Little Clinic Dallas		5	1	17%	6
DANIEL M LIBBY MD PLLC		6			6
MC DIAGNOSTIC OF CONNECTICUT, PC #1043		6			6
MERCY COLLEGE HEALTH OFFICE		6			6
MEDEXPRESS URGENT CARE - IRVING		6			6
MINUTE CLINIC DIAGNOSTIC OF PENNSYLVANIA		6			6
PRESBYTERIAN HOME		6			6
MINUTE CLINIC DIAGNOSTIC OF TN PC #64		6			6
CVS MINUTE CLINIC, LLC #22		5	1	17%	6

COVID-19: testing by laboratory

Data through Feb 26, 2021 verified as of Feb 27, 2021 at 09:25 AM

Data in this report are provisional and subject to change.

The numbers in the table below represent the number of Florida and non-Florida residents for whom test results were received by the Department of Health. A person can be tested by more than one laboratory and can have both positive and negative results. **Therefore, the sum of the numbers in each column will be larger than the total number of people tested.**

Reporting lab	Inconclusive	Negative	Positive	Percent positive	Total
RANDOLPH DIABETES AND WELLNESS		5	1	17%	6
MINUTECLINIC DIAGNOSTIC OF SC, LLC #7		4	2	33%	6
PALMETTO HEALTH ALLIANCE		3	3	50%	6
AMERICAN EAGLE LEESBURG AL LLC DBA VISTA LAKE			6	100%	6
CITIZENS BAPTIST MEDICAL CENTERS LAB		5	1	17%	6
CHAPTERS HEALTH HOSPICE		6			6
FLORIDA MEDICAL SPECIALISTS		2	4	67%	6
LEWIS COUNTY MANOR		6			6
ATLANTIC COMMUNITY HIGH SCHOOL		5	1	17%	6
ARLINGTON OF NAPLES		6			6
SAINT PETER'S UNIVERSITY HOSPITAL		6			6
HOLLY HILL HOME INFUSION SERVICE		5	1	17%	6
OAK HARBOR ASSISTED LIVING FACILITY		4	2	33%	6
CAPITAL HEALTH PLAN LABORATORIES			6	100%	6
XPRESS URGENT CARE LLC		6			6
WIREGRASS MEDICAL CENTER			6	100%	6
MINUTECLINIC, LLC #1492		6			6
WG WINDSOR WOODS SH LLC		6			6
MEDEXPRESS URGENT CARE - CLARKSBURG		6			6
FLORIDA KEYS CONCIERGE MEDICINE, LLC		6			6
SUMTER COUNTY HEALTH DEPARTMENT		1	5	83%	6
TERRACINA LLC		1	5	83%	6
URGENT TEAM - MUSCLE SHOALS		6			6
CDRX INFUSION			6	100%	6
WELLMED AT BRANDON REGIONAL		5	1	17%	6
MC DIAGNOSTIC OF CONNECTICUT , PC # 3		4	2	33%	6
CAMELLIA AT DEERWOOD		2	4	67%	6
MINUTECLINIC MINUTECLINIC #8505		4	2	33%	6
PREMIUM HEALTH CARE			6	100%	6
LAKE PEDIATRICS			6	100%	6
BAYCARE ALLIANT HOSPITAL			6	100%	6
DIXITKUMAR N MODI MD PA			6	100%	6
FIRST COAST CARDIOVASCULAR INSTITUTE PA			6	100%	6
PATHGROUP LABS, LLC		4	2	33%	6
FLORIDA DEPARTMENT OF HEALTH IN MIAMI DADE COUNTY		5	1	17%	6
MEDEXPRESS URGENT CARE - CULPEPER		6			6
MINUTE CLINIC INCORPORATE		6			6
VIBRANT AMERICA		4	2	33%	6
SUNRISE SENIOR LIVING OF JACKSONVILLE			6	100%	6
MINUTECLINIC DIAGNOSTIC OF TN PC #643		4	2	33%	6
ENIGMA DIAGNOSTIC, INC.			6	100%	6
BROWARD COUNTY HEALTH DEPT.			6	100%	6
BOCA VIPEDIATRICS			6	100%	6
BROOKDALE CLERMONT			6	100%	6
PROHEALTH MED		1	5	83%	6
CVS TX4397POCT CYPRESS		6			6

COVID-19: testing by laboratory

Data through Feb 26, 2021 verified as of Feb 27, 2021 at 09:25 AM

Data in this report are provisional and subject to change.

The numbers in the table below represent the number of Florida and non-Florida residents for whom test results were received by the Department of Health. A person can be tested by more than one laboratory and can have both positive and negative results. **Therefore, the sum of the numbers in each column will be larger than the total number of people tested.**

Reporting lab	Inconclusive	Negative	Positive	Percent positive	Total
MEDEXPRESS URGENT CARE - BLUEFIELD		5	1	17%	6
CVS NV3210POCT LAS VEGAS		6			6
MINUTECLINIC DIAG OF IND LLC #6998		5	1	17%	6
CVS NATIONAL HARBOR MD2297714CV		6			6
MIAMI RESCUE MISSION CLINIC INC			6	100%	6
LRHS Southeastern University		4	2	33%	6
BROWARD TRANSITIONAL CENTER			6	100%	6
MEDEXPRESS URGENT CARE - HUNTINGTON WE		6			6
MEDEXPRESS URGENT CARE - MIDLOTHIAN		6			6
FAMILY TREE PRIMARY CARE		5	1	17%	6
Centrastate Medical Center		5	1	17%	6
MD NOW MEDICAL CENTER			6	100%	6
UT MEMPHIS UNIVERSITY HEALTH SERVICES			6	100%	6
TEXAS MEDCLINIC			6	100%	6
PEDIATRICS IN BREVARD-COCOA BEACH		2	4	67%	6
CVS MINUTE CLINIC DIAGNOSTIC MED GRP OF SAN		4	2	33%	6
PLEASANTVILLE OF SEBASTIAN LLC			6	100%	6
INTERNAL MEDICINE LIPID AND WELNNESS PRACTICE			6	100%	6
UNIVERSITY OF MIAMI MILLER SCHOOL OF MEDICINE			6	100%	6
CHILDREN'S HOSPITAL OF PHILADELPHIA		5	1	17%	6
GRACE REHABILITATION CENTER OF VERO BEACH		4	2	33%	6
CRESTWOOD MEDICAL CENTER		4	2	33%	6
BETH ISRAEL DEACONESS MEDICAL CENTER			6	100%	6
MINUTE-CLINIC DIAGNOSTIC OF VIRGINIA, LLC #794		5	1	17%	6
MARSHALL MEDICAL CENTER SOUTH LAB		5	1	17%	6
JERSEY SHORE MEDICAL CENTER		6			6
MINUTECLINIC DIAGNOSTIC OF NORTH CAROLINA PC #5341		4	2	33%	6
CVS SC7556POCT WEST COLUMBIA		6			6
NORTH FLORIDA PEDIATRICS JASPER			6	100%	6
UT SOUTHWESTERN MEDICAL CENTER			6	100%	6
HUNTERS CREEK PEDIATRICS		6			6
SANDGATE GARDENS REHAB & NURSING CENTER		3	3	50%	6
CVS DC1340POCT WASHINGTON		6			6
ASCENSION ST VINCENT'S CLAY COUNTY			6	100%	6
DR. PHILLIPS MEDICAL WELLNESS CENTER		3	3	50%	6
MEDEXPRESS URGENT CARE - RICHMOND, NINE MILE RD		5	1	17%	6
CAREWELL 301 - WARWICK			6	100%	6
GLEN FALLS HOSPITAL DEPARTMENT OF PATHOLOGY		6			6
VIERA PEDIATRICS		1	5	83%	6
PR HEALTH		1	5	83%	6
SOUTHEASTERN DERMATOLOGY GROUP PA		5	1	17%	6
URGENT CARE HOUSECALLS PA		5	1	17%	6
ETHOS LABORATORIES		6			6
TAMPA URGENT CARE			6	100%	6
CONCENTRA			6	100%	6
FLORIDA WOMAN CARE LABORATORY			6	100%	6

COVID-19: testing by laboratory

Data through Feb 26, 2021 verified as of Feb 27, 2021 at 09:25 AM

Data in this report are provisional and subject to change.

The numbers in the table below represent the number of Florida and non-Florida residents for whom test results were received by the Department of Health. A person can be tested by more than one laboratory and can have both positive and negative results. **Therefore, the sum of the numbers in each column will be larger than the total number of people tested.**

Reporting lab	Inconclusive	Negative	Positive	Percent positive	Total
MINUTE CLINIC DIAG OF IND LLC #8674		6			6
MEDEXPRESS URGENT CARE-PITTSFIELD		6			6
AVANTE AT ORMOND BEACH INC			6	100%	6
NORTHSIDE HOSPITAL ATLANTA		3	3	50%	6
DEPARTMENT OF HEALTH AND HUMAN SERVICES STATE OF NEW HAMPSHIRE			6	100%	6
MEDEXPRESS URGENT CARE - MT LEBANON		4	2	33%	6
AARK LABORATORY		6			6
MEDEXPRESS URGENT CARE-PETERS TWP		5	1	17%	6
NEOGENOMICS LABORATORIES, INC		6			6
THE WINDSOR OF OCALA		2	4	67%	6
PUBLIC HEALTH LAB		6			6
FLORIDA DEPARTMENT OF HEALTH IN SARASOTA COUNTY		5	1	17%	6
UNILAB		2	4	67%	6
ST. PETERSBURG PEDIATRICS			6	100%	6
RIVER CITY PRIMARY AND URGENT CARE			6	100%	6
MINUTE CLINIC DIAGNOSTIC OF MICHIGAN PC		6			6
BETHESDA COMMUNITY HEALTH CENTER			6	100%	6
Northwell Lab		2	4	67%	6
CVS MINUTE CLINIC DIAG OF IND, LLC #6549		6			6
BAYSIDE LABORATORIES INC		6			6
SMH PHYSICIAN SERVICES INC		6			6
MINUTECLINIC DIAGNOSTIC OF VIRGINIA, LLC #255		6			6
MEDICAL CENTER AT OCEAN REEF		1	5	83%	6
ST. LUCIE COUNTY HEALTH DEPARTMENT		4	2	33%	6
THE CLINIC PREMISE HEALTH			6	100%	6
ELITE MD GROUP INC		2	4	67%	6
LOUISIANA DEPT OF HEALTH			6	100%	6
PM PEDIATRICS		6			6
PARTNERS PHARMACY OF FLORIDA LLC		6			6
MINUTE CLINIC DIAGNOSTIC OF TEXAS, LLC		6			6
ADVENTHEALTH MEDICAL GROUP PEDIATRIC & ADOLESCENT		4	1	20%	5
AMERICAN MEDICAL RESPONSE - DENVER		2	3	60%	5
CVS CT1123POCT SOUTHBURY		5			5
ELITE CARE			5	100%	5
CYPRESS CREEK MEDICAL CENTER			5	100%	5
MCR HEALTH LAWTON CHILES ADMINISTRATION STE A		1	4	80%	5
LIVING WATERS MEDICAL CENTER			5	100%	5
DAVENPORT PEDIATRICS PA		1	4	80%	5
BAPTIST HEALTH - TOWN CENTER			5	100%	5
NU WAVE MEDICAL CENTER			5	100%	5
CAREHERE LCS- EUSTIS			5	100%	5
TANNER MEDICAL CENTER EAST AL		5			5
CVS NC6402POCT DAVIDSON		3	2	40%	5
MEDEXPRESS URGENT CARE-NESHANNOCK TWP		4	1	20%	5
KEYSTONE REHABILITATION AND HEALTH CENTER		1	4	80%	5
FHPG FAMILY MEDICAL CENTER OF TAMPA BAY		1	4	80%	5

COVID-19: testing by laboratory

Data through Feb 26, 2021 verified as of Feb 27, 2021 at 09:25 AM

Data in this report are provisional and subject to change.

The numbers in the table below represent the number of Florida and non-Florida residents for whom test results were received by the Department of Health. A person can be tested by more than one laboratory and can have both positive and negative results. **Therefore, the sum of the numbers in each column will be larger than the total number of people tested.**

Reporting lab	Inconclusive	Negative	Positive	Percent positive	Total
PHYSICIANS IMMEDIATE CARE ELGIN			5	100%	5
MINUTECLINIC DIAGNOSTIC OF NEVADA #87		3	2	40%	5
BOROPARK URGENT CARE		4	1	20%	5
PIEDMONT HOSPITAL LAB			5	100%	5
DICKSON MEDICAL ASSOCIATES PC PATH LAB		4	1	20%	5
CVS IN6654POCT INDIANAPOLIS		4	1	20%	5
CVS PA233POCT NEWTOWN SQUARE		5			5
NORTH SHORE HEMATOLOGY-ONCOLOGY ASSOCIATES, PC		5			5
ALPHADERA LABS, LLC			5	100%	5
INFECTION CONTROL/ EMPHEALTH		3	2	40%	5
SOUTH FLORIDA FAMILY HEALTH & RESEARCH CTR			5	100%	5
PM PEDIATRICS OF SELDEN		3	2	40%	5
CVS OH3476POCT TIPP CITY		5			5
THE MEDICAL GROUP OF SOUTH FLORIDA INC		4	1	20%	5
BROOKDALE NEW PORT RICHEY			5	100%	5
SCIENCE CARE			5	100%	5
MINUTECLINIC MINUTECLINIC #4977		3	2	40%	5
NOVADX		2	3	60%	5
RELIANT IMMUNE DIAGNOSTICS			5	100%	5
LABS PLUS LLC		5			5
MAXCARE CLINIC			5	100%	5
ST JOHNS BIOMEDICAL LAB		5			5
KETTERING HEALTH			5	100%	5
PRECISION LABS LLC		2	3	60%	5
RIO PINAR HEALTH CARE			5	100%	5
GRAND VILLA OF MELBOURNE		3	2	40%	5
NELSON BIOLOGICAL			5	100%	5
MINUTECLINIC DIAGNOSTIC OF OHIO #7790		3	2	40%	5
QUALITY MEDICAL CARE			5	100%	5
MIAMI CANCER INSTITUTE			5	100%	5
QUEST DIAGNOSTICS PSC		1	4	80%	5
QUINTON MEMORIAL HEALTH CARE CENTER		5			5
MINUTECLINIC DIAGNOSTIC MED GRP OF CA		4	1	20%	5
WHEELER LABORATORY		4	1	20%	5
HERNANDO PASCO HOSPICE INC		4	1	20%	5
FLORIDA PRIMARY & SPECIALTY CARE		5			5
LEVY COUNTY SHERRIF'S DEPT			5	100%	5
Army Residence Community		5			5
FLORIDA PRIMARY CARE AND SPORTS MEDICINE INC		2	3	60%	5
PALM GARDEN OF SUN CITY			5	100%	5
MOUNT SINAI BROOKLYN LABORATORY		4	1	20%	5
DIXIE COUNTY EMERGENCY SERVICES			5	100%	5
MINUTECLINIC, LLC #1470		5			5
SEASIDE MANOR			5	100%	5
PRINCIPLE HOSPICE SERVICE, LLC			5	100%	5
WAKEMED		1	4	80%	5

COVID-19: testing by laboratory

Data through Feb 26, 2021 verified as of Feb 27, 2021 at 09:25 AM

Data in this report are provisional and subject to change.

The numbers in the table below represent the number of Florida and non-Florida residents for whom test results were received by the Department of Health. A person can be tested by more than one laboratory and can have both positive and negative results. **Therefore, the sum of the numbers in each column will be larger than the total number of people tested.**

Reporting lab	Inconclusive	Negative	Positive	Percent positive	Total
RUSH UNIVERSITY MEDICAL CENTER LABORATORY			5	100%	5
KISSIMMEE VA OUTPATIENT CLINIC		5			5
PEDIATRIC URGENT HEALTH CARE			5	100%	5
CVS NC3319POCT CHARLOTTE		4	1	20%	5
MINUTECLINIC, LLC, DBA MINUTECLINIC #2		5			5
MINUTECLINIC, LLC, DBA MINUTECLINIC #6		5			5
MEDEXPRESS URGENT CARE MURRYSVILLE		3	2	40%	5
UNDERGROUND FREE CLINIC		5			5
ST CHARLES BEND LABORATORY		4	1	20%	5
NOVANT HEALTH UVA		2	3	60%	5
FLEET LANDING			5	100%	5
LAKE COUNTY DETENTION CENTER		3	2	40%	5
FLORIDA DEPARTMENT OF HEALTH - INVERNESS		3	2	40%	5
PM PEDIATRICS OF BAYSIDE PLLC		5			5
COPELAND MEDICAL CLINIC		3	2	40%	5
ST MARYS MEDICAL CENTER			5	100%	5
MEDEXPRESS URGENT CARE-MUNCIE		5			5
URGENT CARE COASTAL GA			5	100%	5
MINUTE CLINIC, LLC #1434		5			5
FLORIDA HEALTHCARE OF ORLANDO			5	100%	5
LPG PEDIATRICS AT CAPE CORAL		5			5
BEACH HOUSE		5			5
CVS PA2582POCT SPRINGFIELD		3	2	40%	5
GENOPTIX MEDICAL LABORATORY		4	1	20%	5
INTERNAL MEDICINE & PRIMARY CARE ASSOCIATES, PLC			5	100%	5
MEDEXPRESS URGENT CARE - GLENDALE		5			5
JUPITER CLINIC			5	100%	5
LAFAYETTE NURSING AND REHAB			5	100%	5
MEDEXPRESS URGENT CARE MORGANTOWN		5			5
MIZELL MEMORIAL HOSPITAL			5	100%	5
TULLAHOMA HMA, LLC		4	1	20%	5
JOHN T MACKAY MD			5	100%	5
DOCS URGENT CARE		1	4	80%	5
OHIO DEPARTMENT OF HEALTH			5	100%	5
GRAND VILLA OF DELRAY EAST		5			5
SARASOTA MEDICAL CENTER			5	100%	5
URGENT CARE OF ERWIN		5			5
PINECREST PEDIATRICS GROUP LLC			5	100%	5
GRAND VILLA OF SARASOTA		4	1	20%	5
URGENT TEAM - NASHVILLE		5			5
LAKEVIEW HEALTHCARE SYSTEM LLC			5	100%	5
FLAGLER HEALTH SERVICES INC			5	100%	5
WILSON PEDIATRICS			5	100%	5
THE UNIVERSITY OF VERMONT MEDICAL CENTER		4	1	20%	5
COLUMBIA MEMORIAL HOSPITAL LABORATORY		5			5
FRESENIUS KIDNEY CARE SOUTH ORLANDO			5	100%	5

COVID-19: testing by laboratory

Data through Feb 26, 2021 verified as of Feb 27, 2021 at 09:25 AM

Data in this report are provisional and subject to change.

The numbers in the table below represent the number of Florida and non-Florida residents for whom test results were received by the Department of Health. A person can be tested by more than one laboratory and can have both positive and negative results. **Therefore, the sum of the numbers in each column will be larger than the total number of people tested.**

Reporting lab	Inconclusive	Negative	Positive	Percent positive	Total
PREMIER FAMILY HEALTH PA			5	100%	5
JOE DIMAGGIO CHILDREN'S HOSPITAL		1	4	80%	5
MEDEXPRESS URGENT CARE - WILLIAMSPORT		4	1	20%	5
TRANSPLANT GENOMICS INC (EUROFINS)		5			5
UF HEALTH PATHOLOGY LABORATORIES			5	100%	5
DIAGNOSTECHS		4	1	20%	5
INDIANA STATE DEPARTMENT OF HEALTH LABORATORIES			5	100%	5
MINUTECLINIC, LLC #1431		4	1	20%	5
FOUNDCARE, INC			5	100%	5
PRECISION DIAGNOSTICS INC - NJ		5			5
CONCENTRA URGENT CARE		1	4	80%	5
EXPICARE NURSING AGENCY, INC		5			5
FAMILY TREE DNA			5	100%	5
DISCOVERY VILLAGE AT STUART		2	3	60%	5
AHF PUBLIC HEALTH LABORATORY			5	100%	5
MONROE COUNTY FIRE RESCUE		5			5
ANTHONY-BROWN PHARMACY		5			5
GULF COAST VETERANS HCS PANAMA CITY OPC		5			5
COMPUNET CLINICAL LAB			5	100%	5
MINUTECLINIC, LLC #1796		4	1	20%	5
BROWNE MEDICAL LLC		3	2	40%	5
UNIVERSITY OF CHICAGO MEDICAL CENTER LAB			5	100%	5
CVS TX7827POCT ROUND ROCK		5			5
OCHSNER MEDICAL CENTER			5	100%	5
CARL R DARNALL ARMY MEDICAL CENTER			5	100%	5
GENTLE HANDS MOBILE PHLEBOTOMY			5	100%	5
MINUTECLINIC, LLC #7139		5			5
FINLAY		1	4	80%	5
MEDICAL CENTER OF BLOUNTSTOWN			5	100%	5
MEDEXPRESS URGENT CARE - BECKLEY CROSS		4	1	20%	5
CELEBRATION PEDIATRICS PA			5	100%	5
MEDI-DRUG INC		4	1	20%	5
GOOD SAMARITAN MEDICAL CENTER			5	100%	5
MEDEXPRESS URGENT CARE PORT HURON		4	1	20%	5
UPMC HEALTH SYSTEM		4	1	20%	5
MID - FLORIDA PATHOLOGY LLC		1	4	80%	5
SIGNATURE URGENT CARE			5	100%	5
Kroger 449 - The Little Clinic Mountain Park		4	1	20%	5
WESTMINSTER SHORES			5	100%	5
MINNESOTA DEPARTMENT OF HEALTH PUBLIC HEALTH LABORATORY DIVISION	1		4	80%	5
MINUTE CLINIC DIAGNOSTIC OF NORTH CAROLINA		5			5
OMNICARE PHARMACY OF TEXAS 1, LP DBA OMNICARE		5			5
HAVEN HOSPICE IN CHIEFLAND			5	100%	5
SHEEPSHEAD BAY URGENT CARE		5			5
LABCORP UNSPECIFIED		5			5
MAXHEALTH		4	1	20%	5

COVID-19: testing by laboratory

Data through Feb 26, 2021 verified as of Feb 27, 2021 at 09:25 AM

Data in this report are provisional and subject to change.

The numbers in the table below represent the number of Florida and non-Florida residents for whom test results were received by the Department of Health. A person can be tested by more than one laboratory and can have both positive and negative results. **Therefore, the sum of the numbers in each column will be larger than the total number of people tested.**

Reporting lab	Inconclusive	Negative	Positive	Percent positive	Total
MD NOW MEDICAL CENTER INC			5	100%	5
WOODHULL MEDICAL AND MENTAL HEALTH CTR		5			5
COOPER HOSPITAL/UNIVERSITY MEDICAL		5			5
CVS MINUTE CLINIC DIAG OF IND LLC #5206		4	1	20%	5
HELIX KH UC			5	100%	5
TESTD			5	100%	5
HILLSBOROUGH COUNTY HEALTH DEPARTMENT			5	100%	5
GUTHRIE MEDICAL GROUP LABORATORIES		5			5
ADVICE FOR OPTIMAL WELLNESS		2	3	60%	5
HENDRY REGIONAL CONVENIENT CARE CENTER			5	100%	5
HAWTHORNE HEALTH AND REHABILITATION			5	100%	5
AUGUSTA HEALTH			5	100%	5
CENTREX CLINICAL LABS INC		5			5
RURAL HEALTH CARE INC			5	100%	5
MANATEE COUNTY JAIL		4	1	20%	5
CVS NV408817POCT LAS VEGAS		1	4	80%	5
COVID RAPID LABS			5	100%	5
CLINICAL CARE ASSOCIATES			5	100%	5
MINUTECLINIC DIAGNOSTIC OF KENTUCKY		5			5
VEIL VALLEY MEDICAL CENTER			5	100%	5
XRL SXF REF LAB		5			5
PATIENT FIRST - LEESBURG			5	100%	5
WHITE WILSON MEDICAL CENTER - FWB		1	4	80%	5
OCCMED SOLUTIONS		2	3	60%	5
EASTCHESTER PEDIATRIC MEDICAL GROUP		5			5
SOUTHERN OCEAN MEDICAL CENTER		5			5
MIAMI MEDICAL CONSULTANT PA			5	100%	5
GENESIS FAMILY PRACTICE		3	2	40%	5
JACKSON SOUTH COMMUNITY HOSPITAL LAB			5	100%	5
FORSYTH HOUSE			5	100%	5
NORTH DADE NURSING AND REHABILITATION CENTER			5	100%	5
UW MEDICINE VIROLOGY LAB			5	100%	5
REDMED OF CROSSTOWN		2	3	60%	5
PHYSICIANS URGENT CARE BERRY FARMS		4	1	20%	5
FRANCES WARDE MEDICAL LABORATORY		2	3	60%	5
PHYSICIANS FOR CHILDREN			5	100%	5
AEL KNOXVILLE			5	100%	5
MCKENZIE-WILLAMETTE MEDICAL CENTER LAB		5			5
THE DOCTORS CENTER HEALTHCARE-SOUTHSIDE		1	4	80%	5
LAKE MARY HEALTH AND REHABILITATION CENTER		1	4	80%	5
COMMONS AT ORLANDO LUTHERAN TOWERS SNF			5	100%	5
TALLAHASSEE MEMORIAL HEALTHCARE			5	100%	5
SANTOS REHABILITATION CENTER INC			5	100%	5
PEDIATRICS OF CENTRAL FLORIDA - POINCIANA		3	2	40%	5
Walker BaptistMedCtr		4	1	20%	5
WATERTOWN URGENT CARE PLLC		5			5

COVID-19: testing by laboratory

Data through Feb 26, 2021 verified as of Feb 27, 2021 at 09:25 AM

Data in this report are provisional and subject to change.

The numbers in the table below represent the number of Florida and non-Florida residents for whom test results were received by the Department of Health. A person can be tested by more than one laboratory and can have both positive and negative results. **Therefore, the sum of the numbers in each column will be larger than the total number of people tested.**

Reporting lab	Inconclusive	Negative	Positive	Percent positive	Total
APOLLO GARDENS RETIREMENT RESIDENCE CARE		5			5
CHAMPLAIN VALLEY PHYSICIANS HOSPITAL		3	2	40%	5
Enterprise Health and Rehabilitation Center		5			5
NORTHPORT MEDICAL CENTER LAB		5			5
EGL GENETICS DIAGNOSTICS			5	100%	5
SUTTER TRACY COMMUNITY HOSPITAL			5	100%	5
CLEVELAND CLINIC MARTIN HEALTH NURSING & RESTORATIVE		5			5
CVS SC5479POCT INDIAN LAND		5			5
ABSOLUTE HEALTH		5			5
UCF STUDENT HEALTH SERVICES LABORATORY		2	3	60%	5
AHC Decatur County		5			5
LIFEPLUS HEALTHCARE GROUP INC		5			5
FLORIDA CLINICAL LABORATORY - BIOREFERENCE LABORATORIES		2	3	60%	5
JUPITER ISLAND MEDICAL CLINIC INC		5			5
MEDEXPRESS - COLLINSVILLE BELT LINE		3	2	40%	5
CARENOW URGENT CARE - CENTRAL AUSTIN		1	4	80%	5
EAST BANK HOSPITAL - UNIVERSITY OF MINNESOTA MEDICAL CENTER			5	100%	5
ARKANSAS DEPARTMENT OF HEALTH			5	100%	5
Life Care Center of Estero			5	100%	5
GREENVILLE MEMORIAL HOSPITAL LAB			5	100%	5
DEPARTMENT OF HEALTH AND HUMAN SERVICES LANSING			5	100%	5
CAREPOINT CLINIC		5			5
Kennedy University Hospital		5			5
ADVENTHEALTH CAR CENTER APOPKA			5	100%	5
BOONE DRUG & HEALTHCARE AT DEERFIELD			5	100%	5
ST BARNABAS HOSPITAL		5			5
SELECT PHYSICIANS ALLIANCE		5			5
INDIAN RIVER PRIMARY CARE PA		5			5
AURORA UNIVERSITY WELLNESS CENTER		5			5
PUTNAM HOSPITAL CENTER LABORATORY		5			5
LPG PRIMARY CARE AT BONITA BAY LIFESTYLE CENTER		4	1	20%	5
URGENT MED INC		3	2	40%	5
MINUTECLINIC DIAGNOSTIC OF ILLINOIS		4	1	20%	5
BAYSHORE LABORATORY		4	1	20%	5
PEDIATRICS OF ALTAMONTE		5			5
MEASE CONTINUING CARE		3	2	40%	5
LAKE NONA PEDIATRICS IN ASSOCIATION WITH NEMOURS		5			5
FLORIDA HOSPITAL LAKE MARY		5			5
PANCARE HEALTH - ALTHA PUBLIC			5	100%	5
REHABILITATION CENTER AT JUPITER GARDENS		5			5
MINUTECLINIC DIAGNOSTIC OF TN PC #442		4	1	20%	5
UNIVERSITY OF MIAMI / SCCC RESEARCH LABORATORY			5	100%	5
ALL CHILDREN'S HOSPITAL DEPT OF GENERAL PEDIATRICS			5	100%	5
MINUTECLINIC DIAGNOSTIC OF TN, PC 6304		3	2	40%	5
OPTUMCARE FLORIDA, LLC		3	2	40%	5
INNOVATIVE COVID-DIVERSEY			5	100%	5

COVID-19: testing by laboratory

Data through Feb 26, 2021 verified as of Feb 27, 2021 at 09:25 AM

Data in this report are provisional and subject to change.

The numbers in the table below represent the number of Florida and non-Florida residents for whom test results were received by the Department of Health. A person can be tested by more than one laboratory and can have both positive and negative results. **Therefore, the sum of the numbers in each column will be larger than the total number of people tested.**

Reporting lab	Inconclusive	Negative	Positive	Percent positive	Total
WEST PACIFIC MEDICAL LABORATORY			5	100%	5
WINTER PARK INTERNAL MEDICINE MD PA		4	1	20%	5
RIVERVIEW ALF OPERATOR LLC			5	100%	5
MINUTECLINIC DIAGNOSTIC OF PENNSYLVANIA, LLD #1545		5			5
ADVANCED URGENT CARE OF MARATHON		1	4	80%	5
ST PETE DIRECT PRIMARY CARE		2	2	50%	4
MINUTE CLINIC, LLC #4650		4			4
BETHPAGE EXTENDED HOURS CENTER		4			4
ManorCare Rehabilitation Center- Decatur		4			4
MINUTE CLINIC #8979		4			4
COMPASSION PEDIATRIC URGENT CARE LLC			4	100%	4
Health Care Center of Jacksonville			4	100%	4
MARION AND BERNARD L SAMSON NURSING CENTER			4	100%	4
COMPASSION PEDIATRICS			4	100%	4
OURMED		3	1	25%	4
Grace Rehabilitation of Vero Beach		4			4
CVS MA2172POCT NORTH GRAFTON		4			4
MEDEXPRESS URGENT CARE - PRINCETON		4			4
DIAGNOSTIC & MEDICAL SPECIALISTS OF GREENWICH		2	2	50%	4
PHYSICIANS IMMEDIATE CARE AURORA			4	100%	4
INFINITI LABS INC			4	100%	4
INDUSTRY LAB DIAGNOSTIC PARTNERS			4	100%	4
CVS NV9841POCT RENO		2	2	50%	4
ALLIANCE PEDIATRICS PA			4	100%	4
VA Primary Care Clinic at Meharry		3	1	25%	4
INTRACOASTAL LABS INC		4			4
CVS NC2313POCT RALEIGH		3	1	25%	4
TMH PHYSICIAN PARTNERS SOUTHWOOD		1	3	75%	4
REELFOOT FAMILY WALK IN CLINIC		3	1	25%	4
CVS CA9715POCT THOUSAND OAKS		4			4
CVS PA813POCT RICHBORO		4			4
MEDEXPRESS URGENT CARE - LOGAN		4			4
IMIC INC RESEARCH			4	100%	4
UNIVERSITY OF MIAMI STUDENT HEALTH SERVICE			4	100%	4
SANFORD SOUTH UNIVERSITY		4			4
ADVENTHEALTH MEDICAL GROUP PEDIATRICS		1	3	75%	4
GASTROENTEROLOGY ASSOC OF PENSACOLA, PA		2	2	50%	4
CFP PHYSICIANS GROUP			4	100%	4
INTERMARKET FACILITY			4	100%	4
NAVAL MEDICAL CENTER SAN DIEGO			4	100%	4
SYNEXUS CLINICAL RESEARCH US INC		2	2	50%	4
GUIDANCE / CARE CENTER, INC		4			4
COMMUNITY HEALTH CENTER OF WEST PALM BEACH			4	100%	4
CVS PA4077POCT BELLE VERNON		4			4
FAMILY MEDICINE AT WINTER PARK			4	100%	4
DEPARTMENT OF PATHOLOGY ROME MEMORIAL		3	1	25%	4

COVID-19: testing by laboratory

Data through Feb 26, 2021 verified as of Feb 27, 2021 at 09:25 AM

Data in this report are provisional and subject to change.

The numbers in the table below represent the number of Florida and non-Florida residents for whom test results were received by the Department of Health. A person can be tested by more than one laboratory and can have both positive and negative results. **Therefore, the sum of the numbers in each column will be larger than the total number of people tested.**

Reporting lab	Inconclusive	Negative	Positive	Percent positive	Total
MEDEXPRESS URGENT CARE, FAIRMONT		4			4
CVS OH3080POCT HUBER HEIGHTS		4			4
SOUTHWESTERN REGIONAL MEDICAL CENTER - TULSA		4			4
MEDEXPRESS URGENT CARE - FREDERICK		4			4
PDL PHARMACY CORP			4	100%	4
HEALTHY MINORS PEDIATRIC URGENT CARE		4			4
BOND & STEELE CLINIC PA D/B/A BOND CLINIC PA		4			4
MINUTECLINIC, LLC #5707		4			4
CONSULATE HEATH CARE AT WEST ALTAMONTE			4	100%	4
MEDEXPRESS - NEWARK		4			4
BENEVA LAKES HEALTHCARE & REHAB CENTER			4	100%	4
Oakwood - North Baldwins Center for Living		4			4
MEDEXPRESS - NEW CASTLE, DUPONT HWY		4			4
CORIZON HEALTH INC			4	100%	4
HEART OF FLORIDA HEALTH CENTER INC		1	3	75%	4
HARMONIOUS HOME HEALTH, LLC		4			4
STONE CLINICAL LABORATORIES OF FL LLC		4			4
COMMUNITY PHYSICIANS OF NORTH PORT PA			4	100%	4
EXPRESS TESTING-ONE			4	100%	4
CLINICAL LABORATORIES OF THE BUFFALO		3	1	25%	4
CAREWELL URGENT CARE			4	100%	4
CVS SC2736POCT MURRELLS INLET		4			4
MEMORIAL HEALTHCARE SYSTEM		1	3	75%	4
MINUTECLINIC #8760		4			4
PHYSICIANS QUALITY CARE			4	100%	4
PINELLAS POINT NURSING AND REHAB			4	100%	4
CULLMAN REGIONAL URGENT CARE		3	1	25%	4
MINUTECLINIC DIAG OF IND, LLC #6697		4			4
MINUTECLINIC DIAGNOSTIC OF VIRGINIA, LLC #1656		4			4
PANCARE HEALTH YOUNGSTOWN			4	100%	4
MEDEXPRESS URGENT CARE-PASADENA		4			4
CVS HEALTH, #2043		4			4
WYOMING PUBLIC HEALTH LAB			4	100%	4
COMPREHENSIVE CLINICAL RESEARCH, LLC			4	100%	4
MINUTECLINIC DIAG OF IND LLC #1367		4			4
CRESTAR LABS		2	2	50%	4
BIOREFERENCE LABORATORIES			4	100%	4
TRUE HEALTH- HOFFNER		3	1	25%	4
CVS TN7698POCT KNOXVILLE		4			4
MEDLAB INC		4			4
Crowne Health Care of Montgomery		4			4
BIOTEST PLASMA CENTER		4			4
REHABILITATION CENTER OF WINTER PARK,THE			4	100%	4
LAKE FOREST PARK OP CO LLC		4			4
DTR LABS		3	1	25%	4
Kroger 124 - The Little Clinic University		3	1	25%	4

COVID-19: testing by laboratory

Data through Feb 26, 2021 verified as of Feb 27, 2021 at 09:25 AM

Data in this report are provisional and subject to change.

The numbers in the table below represent the number of Florida and non-Florida residents for whom test results were received by the Department of Health. A person can be tested by more than one laboratory and can have both positive and negative results. **Therefore, the sum of the numbers in each column will be larger than the total number of people tested.**

Reporting lab	Inconclusive	Negative	Positive	Percent positive	Total
UNION CITY MANOR NURSING CENTER		4			4
CVS OH3301POCT WOODMERE		4			4
AHC of Mckenzie		4			4
THE RETREAT AT PORT ORANGE			4	100%	4
MEDEXPRESS URGENT CARE - WICHITA, S SENECA ST		2	2	50%	4
ManorCare Health Services Camp Hill		4			4
MEDEXPRESS URGENT CARE - MOUNTAIN HOME		3	1	25%	4
BELLIN HEALTH LAB		1	3	75%	4
DERMATOLOGY SPECIALISTS OF FL - DR. JON WARD			4	100%	4
BAYLOR ESOTERIC AND MOLECULAR LAB			4	100%	4
AIREVAC INTERNATIONAL		4			4
FLORENCE - HUNTSVILLE HOSPITAL URGENT CARE		3	1	25%	4
ADVENT HEALTH - TUSKAWILLA		4			4
DEVEREUX FLORIDA CHILDRENS CENTER			4	100%	4
Mill Valley Care Center		4			4
Heartland of Boynton Beach			4	100%	4
CAPTAIN JAMES A. LOVELL FEDERAL HEALTHCARE CENTER			4	100%	4
FAMILY MEDICAL CLINIC HOMESTEAD, LLC			4	100%	4
CHILDREN'S MEDICAL GROUP		4			4
VITAL CARE URGENT CARE			4	100%	4
RELIANT ACUTE CARE			4	100%	4
ARC POINT LABS OF AUSTIN NORTH			4	100%	4
MEDICAL CENTER ENTERPRISE			4	100%	4
MEDEXPRESS URGENT CARE - SUMMERSVILLE, WEBSTER RD		4			4
Advanced Care Center			4	100%	4
INVERNESS FAMILY CARE HIGH RISK PLLC			4	100%	4
NORTHEAST PEDIATRICS			4	100%	4
REGIONAL MEDICAL LAB			4	100%	4
JOSEF SCHENKER, MD, PC		4			4
PORT ORANGE NURSING & REHAB			4	100%	4
MONTANA DEPARTMENT OF PUBLIC HEALTH & HUMAN SERVICES			4	100%	4
FLORIDA HEART AND VASCULAR			4	100%	4
Sunrise Health and Rehabilitation Center			4	100%	4
COVID TESTING LLC			4	100%	4
Millennium Nursing & Rehab Center		4			4
L3HARRIS FAMILY MEDICAL CENTER			4	100%	4
BIRMINGHAM VAMC		1	3	75%	4
PILGRIM PHARMACY INC		4			4
HAMPTON ALF AT 24TH ROAD LLC			4	100%	4
CVS GA2236POCT WOODSTOCK		4			4
MINUTECLINIC OF NEVADA-2955 S FT APACH		4			4
NEULIFE NEUROLOGICAL SERVICES LLC			4	100%	4
CVS TX7821POCT LEAGUE CITY		4			4
MEDEXPRESS URGENT CARE - MBURG COMMONS		4			4
AURORA BAYCARE UROLOGY			4	100%	4
CVS PA1671POCT LANCASTER		4			4

COVID-19: testing by laboratory

Data through Feb 26, 2021 verified as of Feb 27, 2021 at 09:25 AM

Data in this report are provisional and subject to change.

The numbers in the table below represent the number of Florida and non-Florida residents for whom test results were received by the Department of Health. A person can be tested by more than one laboratory and can have both positive and negative results. **Therefore, the sum of the numbers in each column will be larger than the total number of people tested.**

Reporting lab	Inconclusive	Negative	Positive	Percent positive	Total
CVS CA8850POCT HUNTINGTON BEACH		3	1	25%	4
CVS GA7064POCT STOCKBRIDGE		4			4
ASCENSION ST VINCENT'S MEDICAL CENTER		3	1	25%	4
MINUTECLINIC DIAGNOSTIC OF TN PC #240		4			4
ALVARO J DANGOND MD PA		4			4
EPI			4	100%	4
PRINCIPLE LABORATORY		3	1	25%	4
FIFTH AVENUE PEDIATRICS		3	1	25%	4
CARE ONE PRIMARY CARE			4	100%	4
MINUTE CLINIC DIAGNOSTIC OF VIRGINIA, LLC #7543		4			4
SHARP MEMORIAL HOSPITAL MICROBIOLOGY DEPT			4	100%	4
MEDEXPRESS URGENT CARE HUNTINGTON		4			4
SELECT PHYSICIANS ALLIANCE PL		4			4
ACCESS RECOVERY SOLUTIONS LLC			4	100%	4
FCHC (OB)-DARWIN SQUARE CTR.			4	100%	4
EMORY UNIVERSITY HOSPITAL		1	3	75%	4
LOUISIANA DEPT. OF HEALTH AND HOSPITALS-INFECTIOUS DISEASE EPI SECTION			4	100%	4
MEDEXPRESS URGENT CARE - MARKHAM STREE		3	1	25%	4
BAPTIST HEALTH MEDICAL CENTER			4	100%	4
SOUTH FLORIDA PEDIATRIC PARTNERS			4	100%	4
HARBORCHASE OF VILLAGES CROSSING			4	100%	4
SunTerrace Health Care Center		3	1	25%	4
SIGNATURE CARE MONTROSE		2	2	50%	4
MEDEXPRESS URGENT CARE - TEAYS VALLEY		3	1	25%	4
State Lab Unspecifd			4	100%	4
CLINICAL PATHOLOGY LABORATORIES			4	100%	4
MEDEXPRESS URGENT CARE - KOKOMO		4			4
MINUTECLINIC, DIAGNOSTIC OF TEXAS, LL		4			4
LIFE CARE HOME HEALTH SERVICES LLC		1	3	75%	4
OKLAHOMA STATE UNIVERSITY DIAGNOSTIC LAB			4	100%	4
PELICAN LANDING		1	3	75%	4
GEORGE E WEEMS MEMORIAL HOSPITAL LAB		3	1	25%	4
TRIDENT BIOMETRICS		3	1	25%	4
MINUTECLINIC DIAGNOSTIC OF OHIO #3407		4			4
COURTYARD GARDENS OF BOYNTON BEACH, LLC		1	3	75%	4
PALM BEACH CANCER INSTITUTE			4	100%	4
ADVANCED PEDIATRICS OF BOCA LLC			4	100%	4
VIDANT MEDICAL CENTER			4	100%	4
SIGNATURE CARE EMERGENCY CENTER		2	2	50%	4
HENDRY/GLADES COUNTY HEALTH DEPARTMENT		3	1	25%	4
COVENIENT CARE MEDICAL CLINIC			4	100%	4
WESLEY CHAPEL INTERNAL MEDICINE AND PEDIATRICS			4	100%	4
DYNACARE LABORATORIES			4	100%	4
DEPARTMENT OF HEALTH AND HUMAN SERVICES		2	2	50%	4
WALGREENS #07034		4			4
GUTHRIE MEDICAL GROUP - CORNING		3	1	25%	4

COVID-19: testing by laboratory

Data through Feb 26, 2021 verified as of Feb 27, 2021 at 09:25 AM

Data in this report are provisional and subject to change.

The numbers in the table below represent the number of Florida and non-Florida residents for whom test results were received by the Department of Health. A person can be tested by more than one laboratory and can have both positive and negative results. **Therefore, the sum of the numbers in each column will be larger than the total number of people tested.**

Reporting lab	Inconclusive	Negative	Positive	Percent positive	Total
CALIFORNIA DEPARTMENT OF PUBLIC HEALTH			4	100%	4
CVS MINUTE CLINIC DIAGNOSTIC OF TEXAS		3	1	25%	4
CARE CENTERS OF NASSAU LLC MINER ROAD NORTH		4			4
HEALTHCARE NETWORK OF SOUTHWEST FLORIDA			4	100%	4
LIFEHOPE LABS			4	100%	4
CVS CT718POCT ANSONIA		4			4
MINUTECLINIC DIAGNOSTIC OF WISCONSIN, LLC		4			4
MINUTECLINIC DIAG OF IND LLC #8651		3	1	25%	4
WOMEN'S CARE FLORIDA, LLC		4			4
CENTERPLACE HEALTH, INC			4	100%	4
MIAMI COMMUNITY HEALTH CENTER INC		1	3	75%	4
MAINE DEPARTMENT OF HEALTH AND HUMAN SERVICES			4	100%	4
CELAL GUROL ERBAY, MD			4	100%	4
MINUTECLINIC DIAG OF IND, LLC #6472		4			4
MEDEXPRESS URGENT CARE-SCOTT TOWNSHIP		3	1	25%	4
CUMBERLAND HEIGHTS		4			4
ROAN DRUG COMPANY LLC		4			4
MASSASHUSETTS STATE LAB INSTITUTE		1	3	75%	4
OMNICARE PHARMACY OF TEXAS 1		4			4
MD NOW URGENT CARE - DELRAY WEST			4	100%	4
ELDER ALTERNATIVES INC		3	1	25%	4
AFFINITY URGENT CARE			4	100%	4
Bon Secours Place		3	1	25%	4
STEBEN COUNTY PUBLIC HEALTH		4			4
PALMS WEST HOSPITAL			4	100%	4
MINUTECLINIC DIAGNOSTIC OF RHODE ISLAND		4			4
ELITE MEDICAL CENTER			4	100%	4
BETH ISRAEL MEDICAL CENTER LABS		4			4
OVIEDO CHILDRENS HEALTH CENTER LLC		1	3	75%	4
MEDEXPRESS URGENT CARE - YORK		1	3	75%	4
MAILBOX DIAGNOSTICS		2	2	50%	4
TARPON SPRINGS PEDIATRICS, LLC			4	100%	4
CVS CA9113POCT CHULA VISTA		4			4
LEE COMMUNITY HEALTHCARE INC NORTH FORT MYERS		4			4
CONSOLIDATED LABORATORY SERVICES			4	100%	4
SOUTHLAND SUITES OF LAKELAND			4	100%	4
CVS IL8751POCT CHICAGO		4			4
FLORIDA CANCER SPECIALISTS AND RESEARCH		2	2	50%	4
PRIMECARE		2	2	50%	4
BEECHTREE MOLECULAR LAB LLC			4	100%	4
OHIO CVS STORES		3	1	25%	4
ASCENDI HOME HEALTH AGENCY INC			4	100%	4
MINUTECLINIC DIANOSTIC OF VIRGINIA, LL		3	1	25%	4
PARADIGM LABORATORIES			4	100%	4
MINUTE CLINIC DIAGNOSTIC OF VIRGINIA, LLC #1905		4			4
ADVENTHEALTH NEW SMYRNA BEACH COMMUNITY HEALTH			4	100%	4

COVID-19: testing by laboratory

Data through Feb 26, 2021 verified as of Feb 27, 2021 at 09:25 AM

Data in this report are provisional and subject to change.

The numbers in the table below represent the number of Florida and non-Florida residents for whom test results were received by the Department of Health. A person can be tested by more than one laboratory and can have both positive and negative results. **Therefore, the sum of the numbers in each column will be larger than the total number of people tested.**

Reporting lab	Inconclusive	Negative	Positive	Percent positive	Total
CVS M05655POCT LIBERTY		1	3	75%	4
TREASURE COAST URGENT & FAMILY CARE			4	100%	4
MEDICINE SHOPPE #1306 THE		3	1	25%	4
ST. MARY'S HOSPITAL			4	100%	4
GENUS DIAGNOSTICS			4	100%	4
EXTENDICARE HEALTH & REHAB CENTER		4			4
MONROE COUNTY DEPT OF PUBLIC HEALTH ST		4			4
CULLMAN REGIONAL MEDICAL CENTER		3	1	25%	4
DISCOVERY VILLAGE AT DEERWOOD			4	100%	4
MINUTE-CLINIC DIAGNOSTIC OF VIRGINIA,		4			4
SINAI PLAZA NURSING AND REHAB CENTER			4	100%	4
Metro West Nursing and Rehab			4	100%	4
UNIVERSITY OF WASHINGTON MEDICAL CENTER (UWMC) EMERGENCY DEPT.			4	100%	4
CVS GA2147POCT KENNESAW		3	1	25%	4
FLORIDA DEPARTMENT OF HEALTH SEMINOLE COUNTY		1	3	75%	4
ENCOMPASS HOME HEALTH		4			4
UF HEALTH PATHOLOGY LABORATORIES			4	100%	4
FAMILY MEDICINE AT WATERMAN		4			4
CVS MA394POCT SEEKONK		4			4
HUNT CLUB MEDICAL CARE			4	100%	4
IMMUNOGENOMICS LLC		1	3	75%	4
FLORIDA HEALTH CARE PLANS STIRLING CENTER			4	100%	4
ARCPPOINT LABS OF FORT LAUDERDALE, FL CENTRAL		1	3	75%	4
GRAND VILLA OF LAKE LAND		4			4
CALUSA HARBOUR			4	100%	4
URGENT CARE - OCONEE		2	2	50%	4
MARSHFIELD LABORATORIES			4	100%	4
Westminster Manor		3	1	25%	4
MORGAN STANLEY HEALTH CENTER		4			4
RHEA MEDICAL CENTER		4			4
UNC HOSPITAL/MCLENDON CLINICAL LABORATORIES			4	100%	4
CAPITAL HEALTH LABORATORY INC			4	100%	4
CAREWELL 202			4	100%	4
PEACEHEALTH LABORATORIES		3	1	25%	4
PM PEDIATRICS OF SELDEN PLLC		4			4
JFK INTERNAL MEDICINE FACULTY PRACTICE		2	2	50%	4
WILLIAM A HINTON STATE LABORATORY INSTITUTE		1	3	75%	4
CENTRAL JERSEY URGENT CARE OF EATONTOW		4			4
LATCHER LABORATORY OF A O FOX MEMORIAL		2	2	50%	4
HARBOUR ISLAND PEDIATRICS LLC			4	100%	4
CVS MINUTE CLINIC DIAGNOSTIC OF TN #3293		4			4
SOUTH FLORIDA RESEARCH ORGANIZATION			4	100%	4
USCG SECTOR ST PETE		1	3	75%	4
MEDEXPRESS URGENT CARE - WEIRTON		4			4
BARTON MEMORIAL HOSPITAL		3	1	25%	4
NEMOURS CHILDREN'S CLINIC			4	100%	4

COVID-19: testing by laboratory

Data through Feb 26, 2021 verified as of Feb 27, 2021 at 09:25 AM

Data in this report are provisional and subject to change.

The numbers in the table below represent the number of Florida and non-Florida residents for whom test results were received by the Department of Health. A person can be tested by more than one laboratory and can have both positive and negative results. **Therefore, the sum of the numbers in each column will be larger than the total number of people tested.**

Reporting lab	Inconclusive	Negative	Positive	Percent positive	Total
MEDEXPRESS URGENT CARE LAVALE		4			4
ADVANCED URGENT CARE LLC		1	3	75%	4
FISHERMEN'S HOSPITAL			4	100%	4
DEACONESS HOSPITAL			4	100%	4
CLINICAL ASSOCIATES OF ORLANDO LLC		4			4
THE LITTLE CLINIC			4	100%	4
RIVER CITY MEDICAL ASSOCIATES INC			4	100%	4
LEON MEDICAL CENTERS, LLC			4	100%	4
MEDEXPRESS URGENT CARE SHADYSIDE		3	1	25%	4
MEDEXPRESS URGENT CARE - TULSA, S YALE AVE		4			4
PANCARE HEALTH - PONCE DE LEON			4	100%	4
CVS NY549POCT RIDGEWOOD		2	2	50%	4
PRINCETON BMC LABORATORY		4			4
CVS MINUTE CLINIC DIAGNOSTIC OF KANSAS, PA		4			4
MINUTE CLINIC OF KANSAS PA		1	3	75%	4
WINCHESTER MEDICAL CENTER			4	100%	4
MINUTECLINIC DIAGNOSTIC OF OHIO #4401		4			4
Rutgers Health Rwj University Hospital - Laboratory		2	2	50%	4
MINUTECLINIC DIAGNOSTIC OF OHIO #2964		4			4
SOUTHEASTERN REGIONAL MEDICAL CENTER			4	100%	4
NOT GIVEN		1	3	75%	4
MEDEXPRESS URGENT CARE PLEASANT HILLS		3	1	25%	4
PEPIN ACADEMIES-PASCO		4			4
CVS TX8387POCT AUSTIN		4			4
ORANGE COUNTY HEALTH DEPARTMENT		2	2	50%	4
MEDEXPRESS URGENT CARE - SOUTH PARKERSBURG		4			4
DEPARTMENT OF HEALTH/ NEW YORK			4	100%	4
HOME DOCS		2	2	50%	4
FHCP - ORMOND BEACH			4	100%	4
APOPKA FAMILY HEALTH CENTER		3	1	25%	4
UNIVERISTY OF MIAMI			4	100%	4
PRL NYC PANDEMIC RESPONSE LAB			4	100%	4
CAREATC, INC.			4	100%	4
SJH			4	100%	4
POWERS PEDIATRICS			4	100%	4
CVS NJ836POCT RUNNEMEDE		4			4
REFUGE A HEALING PLACE, THE			4	100%	4
CELERION			4	100%	4
MEMORIAL HEALTH CARE SYSTEMS			4	100%	4
SONIC REFERENCE LABORATORY			4	100%	4
IVY ROSEN MD PLLC		4			4
MINUTECLINIC DIAG OF IND, LLC #10190		4			4
THONOTOSASSA COMMUNITY HEALTH CENTER		1	3	75%	4
CVS OH2342POCT WEST CHESTER		3	1	25%	4
MINUTE CLINIC DIAGNOSTIC MED GRP		3	1	25%	4
Kroger 339 - The Little Clinic Highlands - Bardstown Road		4			4

COVID-19: testing by laboratory

Data through Feb 26, 2021 verified as of Feb 27, 2021 at 09:25 AM

Data in this report are provisional and subject to change.

The numbers in the table below represent the number of Florida and non-Florida residents for whom test results were received by the Department of Health. A person can be tested by more than one laboratory and can have both positive and negative results. **Therefore, the sum of the numbers in each column will be larger than the total number of people tested.**

Reporting lab	Inconclusive	Negative	Positive	Percent positive	Total
FLORIDA MEDICAL ASSOCIATES LLC			4	100%	4
MEDEXPRESS URGENT CARE - SOMERSET TOWNSHIP		4			4
MINUTE CLINIC LLC # 2033		3	1	25%	4
CARENOW URGENT CARE - WINTER SPRINGS		3	1	25%	4
GENEVA GENERAL HOSPITAL LABORATORY		3	1	25%	4
MINUTECLINIC DIAGNOSTIC OF PENNSYLVAN		3	1	25%	4
CVS MD2956POCT NEW MARKET		3	1	25%	4
MERCY URGENT CARE			4	100%	4
CAPE COD HOSPITAL			4	100%	4
THE OASIS ALF		4			4
MINUTECLINIC DIAGNOSTIC OF SC, LLC #4		4			4
MD ANDERSON			4	100%	4
DIAMOND SPEEDWAY DIALYSIS		1	3	75%	4
Park Ridge Nursing Center		3	1	25%	4
KENTUCKY CABINET FOR HEALTH AND FAMILY SERVICES			4	100%	4
SUMNER REGIONAL MEDICAL CENTER		3	1	25%	4
CVS TN2179POCT MURFREESBORO		4			4
OHSU MOLECULAR MICROBIOLOGY LAB		3	1	25%	4
MINUTECLINIC MINUTECLINIC #921		4			4
FLORIDA HOSPITAL ALTAMONTE		2	2	50%	4
MINUTECLINIC DIAGNOSTIC OF NORTH CAROLINA PC #7054		3	1	25%	4
CELEBRATION PEDIATRICS			4	100%	4
ACCENT PHYSICIAN SPECIALISTS PA		4			4
DASCENA LABORATORY			4	100%	4
CVS TX8351POCT BEAUMONT		4			4
MEDEXPRESS URGENT CARE- FORT WORTH N T		4			4
BLUETAIL MEDICAL GROUP, LLC		3	1	25%	4
CVS TX7162POCT HOUSTON		4			4
MEDICAL CENTER OF CENTRAL GEORGIA			3	100%	3
BAPTIST HOSPITAL NURSING/PATIENT CARE			3	100%	3
INSPIRA MEDICAL CENTER VINELAND LAB		2	1	33%	3
MONROE URGENT CARE		2	1	33%	3
UNITY HEALTH AND REHABILITATION CENTER			3	100%	3
VIRGINIA DIVISION OF CONSOLIDATED LABORATORIES			3	100%	3
Kroger 635 - The Little Clinic Dacula		3			3
Kennedy University Hospital -Wash Twp L		3			3
SOUTHEAST GEORGIA HEALTH SYSTEM, INC D		3			3
MINUTECLINIC, LLC #1452		3			3
OHIO DEPARTMENT OF HEALTH LABORATORY		2	1	33%	3
CVS MD1515POCT LEONARDTOWN		2	1	33%	3
THOMAS LANGLEY			3	100%	3
OPTUM OF RED ROAD		3			3
MINUTECLINIC LLC #5176			3	100%	3
EAST TENNESSEE CHILDREN'S HOSPITAL		2	1	33%	3
Walgreens #5984		3			3
AKRON GENERAL MEDICAL CENTER MAIN		3			3

COVID-19: testing by laboratory

Data through Feb 26, 2021 verified as of Feb 27, 2021 at 09:25 AM

Data in this report are provisional and subject to change.

The numbers in the table below represent the number of Florida and non-Florida residents for whom test results were received by the Department of Health. A person can be tested by more than one laboratory and can have both positive and negative results. **Therefore, the sum of the numbers in each column will be larger than the total number of people tested.**

Reporting lab	Inconclusive	Negative	Positive	Percent positive	Total
DOUGLASVILLE NURSING AND REHABILITATIO		3			3
GILCHRIST COUNTY HEALTH DEPT			3	100%	3
PEDIATRICS BY THE SEA JOG RD OFFICE			3	100%	3
HARBORCHASE OF GAINESVILLE			3	100%	3
ESCO DRUG CO INC		3			3
MINUTECLINIC DIAGNOSTIC MED GRP OF SAN		3			3
CVS M08555POCT KANSAS CITY		3			3
MINNEOLA PLACE A HOMEBRIDGE COMMUNITY		3			3
NASSAU COUNTY HEALTH DEPARTMENT-FERNANDINA BEACH C		3			3
SUNCREST OMNI		3			3
MINUTECLINIC, LLC #05814		3			3
CVS IN3975POCT JEFFERSONVILLE		2	1	33%	3
RML PHARMACY PC		3			3
2412 LEBANON PIKE		2	1	33%	3
NEBRASKA DEPARTMENT OF HEALTH AND HUMAN SERVICES			3	100%	3
CLINICAL CARE CENTER, INC			3	100%	3
COMMUNICABLE DISEASE CONTROL/PUBLIC HEALTH EMERGENCY PREPAREDNESS			3	100%	3
NATURE COAST PRIMARY CARE LAB LLC			3	100%	3
CLEARWATER		2	1	33%	3
HARBOUR'S EDGE		2	1	33%	3
CVS NC5532POCT SUMMERFIELD		3			3
CVS MN6811POCT PLYMOUTH		3			3
FLAGLER FAMILY MEDICINE PA			3	100%	3
LUVERNE HEALTH AND REHABILITATION		3			3
ALLIANCE LABS @LRMC			3	100%	3
JOSEPH SCHENKER MD PC		3			3
BLUE SPRINGS SURGERY CENTER		3			3
TUFTS MEDICAL CENTER			3	100%	3
ST VINCENTS AMBULATORY CARE INC		1	2	67%	3
MEDEXPRESS URGENT CARE - NORTH LITTLE		2	1	33%	3
AMI ST FRANCIS HOSPITAL LABORATORY		2	1	33%	3
CVS PA5890POCT MONROEVILLE		2	1	33%	3
BRENTWOOD SENIOR LIVING AT ST PETE			3	100%	3
NC STATE LABORATORY OF PUBLIC HEALTH		3			3
SOUTH LAKE FAMILY HEALTH CENTER			3	100%	3
HIRAM COLLEGE HEALTH CENTER (ABBOTT)		3			3
FHPG_EXP CARE PALM HARBOR			3	100%	3
MINUTECLINIC DIAGNOSTIC OF WISCONSIN,		3			3
VA OUTPATIENT CLINIC-NEW PORT RICHEY			3	100%	3
LYNN KEEFE, MD PEDIATRICS		1	2	67%	3
LEESBURG COMMUNITY HEALTH CENTERS			3	100%	3
PATIENT FIRST - ALLENTOWN			3	100%	3
PARKWAY DRUGS OF ONEIDA COUNTY NORTH I		2	1	33%	3
PEDIATRICS AND ADOLESCENT MEDICINE		2	1	33%	3
CANOPY PEDIATRICS		3			3
GYN PATH SERVICES			3	100%	3

COVID-19: testing by laboratory

Data through Feb 26, 2021 verified as of Feb 27, 2021 at 09:25 AM

Data in this report are provisional and subject to change.

The numbers in the table below represent the number of Florida and non-Florida residents for whom test results were received by the Department of Health. A person can be tested by more than one laboratory and can have both positive and negative results. **Therefore, the sum of the numbers in each column will be larger than the total number of people tested.**

Reporting lab	Inconclusive	Negative	Positive	Percent positive	Total
HALIFAX HEALTH CARE FOR WOMEN		3			3
MEDEXPRESS URGENT CARE - LITTLE ROCK		2	1	33%	3
CVS TX10016POCT PRINCETON		3			3
MED EXPRESS URGENT CARE PC - MARYLAND		2	1	33%	3
MINUTECLINIC, LLC #09202		2	1	33%	3
PREMIER CLINICAL RESEARCH INSTITUTE INC			3	100%	3
MERCY HOSPITAL			3	100%	3
OHIO HEALTH DOCTORS HOSPITAL			3	100%	3
PROMPT CARE OF CENTRAL FLORIDA LLC			3	100%	3
IOWA DEPARTMENT OF PUBLIC HEALTH			3	100%	3
Bainbridge Health and Rehab		3			3
CARENOW-ATASCOCITA			3	100%	3
SOFTCELL L-FORM LABORATORIES, LLC			3	100%	3
FAMILY TREE MEDICAL GROUP PA		2	1	33%	3
AZALEALAND NURSING HOME		3			3
CCRX OF NORTH CAROLINA, LLC		2	1	33%	3
MEDICAL CENTER OF THE ROCKIES			3	100%	3
BRANDON REGIONAL EMERGENCY CTR			3	100%	3
MINUTECLINIC DIAGNOSTIC OF KANSAS PA		3			3
MICHIGAN HEALTH CLINIC LABORATORIES		2	1	33%	3
MENORAH MANOR			3	100%	3
MANORCARE NURSING & REHABILITATION CENTER-NAPLES		3			3
ADVICE FOR OPTIMAL WELLNESS, INC			3	100%	3
COMMUNITY MEDICAL CENTER			3	100%	3
SISD EMPLOYEE HEALTH CLINIC			3	100%	3
STUYVESANT URGENT CARE		3			3
LPG PRIMARY CARE AT PINE ISLAND		3			3
BRIGHAM AND WOMEN'S HOSPITAL			3	100%	3
GENDERXPRESS/PICTURE ME PERFECT IMAGING			3	100%	3
ST. LUKE'S HOSPITAL - BETHLEHEM CAMPUS		1	2	67%	3
NORTH NAPLES HOSPITAL RESPIRATORY THERAPY DEPARTMENT			3	100%	3
BLACK STALLION WALK IN AND EXERCISE CLINICS LLC		1	2	67%	3
CUMBERLAND MEDICAL CENTER INC		3			3
WELLMED AT FORT PIERCE		1	2	67%	3
HEARTLAND - CHARLESTON OF HANAHAN SC,		3			3
NONA PEDIATRIC CENTER			3	100%	3
WEST TN HEALTH MED NORTH		3			3
LEVY COUNTY DEPT. OF PUBLIC SAFETY		1	2	67%	3
Fort Gaines Health and Rehab		3			3
PINELLAS PARK HEALTH CENTER - PINELLAS CHD		1	2	67%	3
WALGREENS NO 19542		3			3
FLORIDA LABORATORY ANALYSIS, LLC			3	100%	3
URGENT DOC - URGENT CARE CLINIC			3	100%	3
LEE CONVENIENT CARE AT SUMMERLIN			3	100%	3
MEDEXPRESS URGENT CARE - WAXAHACHIE, N HIGHWAY 77		1	2	67%	3
PUBLIC HEALTH TRUST OF MIAMI DADE COUNTY			3	100%	3

COVID-19: testing by laboratory

Data through Feb 26, 2021 verified as of Feb 27, 2021 at 09:25 AM

Data in this report are provisional and subject to change.

The numbers in the table below represent the number of Florida and non-Florida residents for whom test results were received by the Department of Health. A person can be tested by more than one laboratory and can have both positive and negative results. **Therefore, the sum of the numbers in each column will be larger than the total number of people tested.**

Reporting lab	Inconclusive	Negative	Positive	Percent positive	Total
CENTRAL DUPAGE HOSPITAL			3	100%	3
CVS NC2771POCT CLAYTON		2	1	33%	3
Life Care Center of Citrus County		2	1	33%	3
VIRTUA MEMORIAL HOSPITAL BURLINGTON COUNTY		1	2	67%	3
CVS IN7653POCT EVANSVILLE		2	1	33%	3
Englewood Health and Rehab			3	100%	3
CVS NJ2815POCT E BRUNSWICK		3			3
HAVEN CUSTEAD CARE CENTER			3	100%	3
WALGREENS #07502		3			3
OPENTRONS PRL		2	1	33%	3
SOUTH MIAMI HOSPITAL			3	100%	3
ANN STORCK CENTER INC		3			3
MEDICAL CITY DALLAS HOSPITAL			3	100%	3
LRHS Florida Poly Tech		3			3
QUALITY LABORATORY SERVICE		2	1	33%	3
BAPTIST PRIMARY CARE FERNANDINA BEACH			3	100%	3
BROOKDALE OAKBRIDGE		1	2	67%	3
TMH PHYSICIAN PARTNERS BLOUNTSTOWN			3	100%	3
COOPER UNIVERSITY HOSPITAL LABORATORY		2	1	33%	3
Gulfport Rehabilitation Center			3	100%	3
CVS MINUTE CLINIC DIAGNOSTIC MED GRP		3			3
FLORIDA GASTROENTEROLOGY ASSOCIATES PA		3			3
ORLANDO REGIONAL HEALTH SERVICES		1	2	67%	3
CTRS			3	100%	3
COVENANT PEDIATRICS		1	2	67%	3
MEDEXPRESS URGENT CARE-CHIPPEWA		2	1	33%	3
DOCTORS HOSPITAL RENAISSANCE			3	100%	3
NOVANT HEALTH PRESBYTERIAN		2	1	33%	3
UNIVERSITY OF KANSAS MEDICAL CENTER			3	100%	3
STRINGFELLOW MEMORIAL HOSPITAL		3			3
SUNDALE NURSING HOME		3			3
OWL NOW URGENT CARE			3	100%	3
AUSTIN PUBLIC HEALTH			3	100%	3
SCRIPPS CLINIC MEDICAL			3	100%	3
MEDEXPRESS URGENT CARE, CHAMBERSBURG		2	1	33%	3
FHPG TAMPA PRIMARY CARE			3	100%	3
LITTLE SPURS PEDIATRIC URGENT CARE		1	2	67%	3
PARRISH MEDICAL CENTER-WAIVED TESTING		3			3
VELOCITY CARE			3	100%	3
HEALTHQUEST, INC		2	1	33%	3
MINUTECLINIC DIAG OF IND, LLC #6910		3			3
MINUTECLINIC DIAG OF IND, LLC #6483		1	2	67%	3
IMMERSION RESIDENTIAL LLC			3	100%	3
THE CLINIC OF PEDIATRICS & GI MEDICINE, INC			3	100%	3
DEPT OF VA MEDICAL CENTER - RICHMOND		2	1	33%	3
APEX CLINICAL LABORATORIES INC		3			3

COVID-19: testing by laboratory

Data through Feb 26, 2021 verified as of Feb 27, 2021 at 09:25 AM

Data in this report are provisional and subject to change.

The numbers in the table below represent the number of Florida and non-Florida residents for whom test results were received by the Department of Health. A person can be tested by more than one laboratory and can have both positive and negative results. **Therefore, the sum of the numbers in each column will be larger than the total number of people tested.**

Reporting lab	Inconclusive	Negative	Positive	Percent positive	Total
CVS GA2841POCT LAWRENCEVILLE		3			3
Kroger 627 - The Little Clinic Castleberry		2	1	33%	3
MINUTE CLINIC LLC #0169		3			3
CVS IN6757POCT COLUMBUS		3			3
DEPARTMENT OF HEALTH AND HUMAN SERVICES DIVISION OF BEHAVIORAL HEALTH		1	2	67%	3
BRADENTON PHYSICIAN MEDICAL CENTER			3	100%	3
MEDEXPRESS URGENT CARE - WILKES BARRE		2	1	33%	3
Kroger 186 - The Little Clinic Holiday Manor		2	1	33%	3
CARENOW-LEBANON		1	2	67%	3
Broadview Multi-Care Center		3			3
BLACKWATER RIVER			3	100%	3
CLARA MAASS TRANSITIONAL CARE UNIT		3			3
ST. PETERSBURG PEDIATRICS- 38TH AVENUE			3	100%	3
SURETOX LABORATORY LLC		2	1	33%	3
CENTRAL FLORIDA PRIMARY CARE			3	100%	3
US SPECIALTY LABS			3	100%	3
ERIE COUNTY PUBLIC HEALTH CLINICAL		3			3
HOPE HEALTH CARE, LLC		3			3
KINGS BAY PEDIATRICS LLC			3	100%	3
ALLIED PHYSICIANS GROUP PLLC		3			3
WINDER NURSING INC DBA WINDER HEALTH CARE		3			3
SOFTLAB			3	100%	3
CORTLAND REGIONAL MEDICAL CENTER		3			3
KISSIMMEE URGENT CARE		3			3
LPG PEDIATRICS AT LEHIGH ACRES		2	1	33%	3
COASTAL LABORATORIES OF FLORIDA			3	100%	3
HELIX LW UC		1	2	67%	3
SAVANNAH COVE		3			3
PARADISE VILLA ALF INCORPORATED		3			3
NORTH CAROLINA DEPT OF HEALTH & HUMAN SRVCS STATE LAB OF PUBLIC HEALTH			3	100%	3
HILLVIEW LABORATORY			3	100%	3
SUPREME LABORATORY			3	100%	3
NORTHWEST FLORIDA CLINICAL LAB		1	2	67%	3
MEDEXPRESS URGENT CARE - WALDORF, CRAIN HWY		3			3
ADRIANA M CASTRO MD PA		3			3
MARION COUNTY FIRE RESCUE		3			3
MEDEXPRESS - WILMINGTON CONCORD PIKE		2	1	33%	3
CVS TX5877POCT PEARLAND		3			3
YORK HOSPITAL - LABORATORY			3	100%	3
SCHIFF CENTER FOR LIVER DISEASES		1	2	67%	3
ALOHA HOME CARE LLC DBA ACCENTCARE HOME HEALTH OF		3			3
CLINICAL CARE ASSOCIATES, INC			3	100%	3
ASPEN VALLEY HOSPITAL			3	100%	3
Kroger 099 - The Little Clinic Fort Collins		3			3
Kroger 125 - The Little Clinic Castle Rock		2	1	33%	3
FULGENT GENETICS HOUSTON		3			3

COVID-19: testing by laboratory

Data through Feb 26, 2021 verified as of Feb 27, 2021 at 09:25 AM

Data in this report are provisional and subject to change.

The numbers in the table below represent the number of Florida and non-Florida residents for whom test results were received by the Department of Health. A person can be tested by more than one laboratory and can have both positive and negative results. **Therefore, the sum of the numbers in each column will be larger than the total number of people tested.**

Reporting lab	Inconclusive	Negative	Positive	Percent positive	Total
HCR ManorCare Greentree		3			3
GROVES CENTER			3	100%	3
JOHNNIE RUTH CLARKE LAB			3	100%	3
ESTERO FIRE RESCUE		3			3
ADVANCED URGENT CARE CENTER OF THE UPPER KEYS		1	2	67%	3
THE PATHOLOGY LABORATORY		1	2	67%	3
TARRANT COUNTY PUBLIC HEALTH		3			3
URGENT CARE OF THE SMOKIES			3	100%	3
CVS GA3766POCT DACULA		1	2	67%	3
GADSDEN COUNTY HEALTH DEPARTMENT			3	100%	3
TAYLOR MANOR		1	2	67%	3
ACCESS HEALTH CARE		2	1	33%	3
MEDEXPRESS URGENT CARE-HERSHEY		2	1	33%	3
CVS MA1852POCT MEDWAY		3			3
MINUTECLINIC DIAG OF IND, LLC #6648		2	1	33%	3
TAMPA		1	2	67%	3
SENTARA NORFOLK GENERAL HOSPITAL CENTRAL LAB			3	100%	3
CROWNE HEALTH CARE OF FORT PAYNE		2	1	33%	3
OPTUM PRIMARY CARE - SILVER LAKES			3	100%	3
CVS GA5637POCT VILLA RICA		3			3
NEW YORK STATE DEPARTMENT OF HEALTH		1	2	67%	3
320 S TRANSIT ST		3			3
ELITE PRIMARY CARE OF WAYCROSS			3	100%	3
RAPID CITY RUGENT CARE			3	100%	3
WINKLER COURT □		2	1	33%	3
DAVENPORT PEDIATRICS CLERMONT PA		1	2	67%	3
ONslow MEMORIAL HOSPITAL LABORATORY		3			3
MT CARMEL PHARMACY INC		3			3
RICHMOND CITY DEPARTMENT OF PUBLIC HEALTH			3	100%	3
MEDICAL UNIVERSITY SC HOSPITAL			3	100%	3
Rosedale Green		3			3
MEDEXPRESS URGENT CARE, BELLE VERNON		3			3
Kroger 448 - The Little Clinic Mason		3			3
CORTLAND COUNTY HEALTH DEPARTMENT		3			3
GARCIA MORALES NELSON			3	100%	3
CVS TX1104POCT ALLEN		3			3
MINUTECLINIC DIAGNOSTIC MED GRP OF ORA		2	1	33%	3
MINUTECLINIC DIAGNOSTIC OF OHIO #6147		2	1	33%	3
SANFORD MOBILE LAB			3	100%	3
ADVENT HEALTH MEDICAL GROUP FAMILY MEDICINE			3	100%	3
SARASOTA PERSONAL MEDICINE		2	1	33%	3
CROSSVILLE MEDICAL GROUP		1	2	67%	3
CABELL HUNTINGTON HOSPITAL CLINICAL LAB			3	100%	3
Hunterdon Medical Center Laboratory		3			3
CAPTIAL REGIONAL MEDICAL CENTER			3	100%	3
LINCOLN MEDICAL CENTER		3			3

COVID-19: testing by laboratory

Data through Feb 26, 2021 verified as of Feb 27, 2021 at 09:25 AM

Data in this report are provisional and subject to change.

The numbers in the table below represent the number of Florida and non-Florida residents for whom test results were received by the Department of Health. A person can be tested by more than one laboratory and can have both positive and negative results. **Therefore, the sum of the numbers in each column will be larger than the total number of people tested.**

Reporting lab	Inconclusive	Negative	Positive	Percent positive	Total
BNR PHARMACY INC		3			3
VICAR'S LANDING NURSING HOME		2	1	33%	3
YATES COUNTY PUBLIC HEALTH		3			3
CITY OF TALLAHASSEE		3			3
ADVANCED PEDIATRICS			3	100%	3
CVS IN5696POCT FORT WAYNE		3			3
MIDWAY SPECIALTY CARE RX LLC		1	2	67%	3
LIVINGSTON COUNTY DEPT OF HEALTH REPRO			3	100%	3
Kroger 959 - The Little Clinic Carmel		3			3
TIEHH BIOTERRORISM RESPONSE LAB			3	100%	3
ADVENT HEALTH - CENTRAL PASCO ER			3	100%	3
NORTH SHORE HOSP. INFECTION CONTROL			3	100%	3
CVS SC1540POCT MYRTLE BEACH		2	1	33%	3
SUN TERRACE HEALTH CARE CENTER			3	100%	3
FRESENIUS MEDICAL CARE			3	100%	3
MINUTE CLINIC LLC #6765		3			3
MEDEXPRESS URGENT CARE - WHEELING		2	1	33%	3
CVS M08556POCT KANSAS CITY		3			3
LONGWOOD FAMILY MEDICINE		1	2	67%	3
INTERNAL MEDICINE AND WOUND CARE SPECIALIST LLC		3			3
ST LUKES HOSPITAL LABORATORY		2	1	33%	3
FLORIDA HOSPITAL LABORATORIES		3			3
MINUTECLINIC DIAGNOSTIC OF VIRGINIA, LLC		3			3
COL CROSSROAD		1	2	67%	3
DEPARTMENT OF HEALTH AND ENVIRONMENTAL CONTROL			3	100%	3
WEST DADE PEDIATRICS			3	100%	3
LAKE MARY PEDIATRICS			3	100%	3
CVS NJ715POCT WAYNE		3			3
BAPTIST HOSPITAL EMPLOYEE HEALTH OFF			3	100%	3
HOMELAND CENTER		3			3
DOCTOR 4 U CLINIC		1	2	67%	3
VILLAGES HEALTH, THE		3			3
ORLANDO FAMILY PHYSICIANS INC			3	100%	3
PREMIER FAMILY AND SPORTS MEDICINE		2	1	33%	3
MD ANDERSON CANCER CENTER DI BAY AREA			3	100%	3
CVS TN7289POCT SIGNAL MOUNTAIN		3			3
DACH MAIN LAB			3	100%	3
CVS TN4624POCT KNOXVILLE		2	1	33%	3
EXETER HOSPITAL		3			3
CVS GA2108POCT NORCROSS		1	2	67%	3
MAYO		1	2	67%	3
Marian Manor, Inc		3			3
Gracemore Nursing and Rehab		3			3
LAHEY CLINIC MEDICAL CENTER			3	100%	3
BROOKDALE LAKE MARY			3	100%	3
THE OASIS BEACHSIDE		3			3

COVID-19: testing by laboratory

Data through Feb 26, 2021 verified as of Feb 27, 2021 at 09:25 AM

Data in this report are provisional and subject to change.

The numbers in the table below represent the number of Florida and non-Florida residents for whom test results were received by the Department of Health. A person can be tested by more than one laboratory and can have both positive and negative results. **Therefore, the sum of the numbers in each column will be larger than the total number of people tested.**

Reporting lab	Inconclusive	Negative	Positive	Percent positive	Total
SEMINOLE FAMILY HEALTH CENTER		3			3
VA PRIMARY CARE ANNEX			3	100%	3
MED FUSION			3	100%	3
CARESPOT-WELLINGTON			3	100%	3
LEESBURG REGIONAL MEDICAL CENTER URGENT CARE			3	100%	3
CENTRAL JERSEY URGENT CARE		3			3
PLAINVIEW PRIMARY CARE		3			3
CVS NC7548POCT FUQUAY VARINA		2	1	33%	3
JUPITER INTERNAL MEDICINE AND ASSOCIATES			3	100%	3
PROHEALTH PRIMARY CARE - GLEN OAKS		3			3
FLORIDA MEDICAL CLINIC -INTERNAL MED DADE CITY			3	100%	3
FLORIDA MENTOR-POINT WEST CLUSTER		3			3
AVANTE INVERNESS		1	2	67%	3
CELEBRATION PRIMARY CARE ASSOCIATES LLC		3			3
MARYLAND STATE DEPT OF HEALTH	2		1	33%	3
GREENTREE MEDICAL CENTER			3	100%	3
MINUTECLINIC DIAGNOSTICS OF IND LLC		1	2	67%	3
MEDEXPRESS URGENT CARE MARTINSBURG		2	1	33%	3
ENCOMPASS HEALTH REHABILITATION OF ALTAMONTE			3	100%	3
MEDEXPRESS URGENT CARE - RICHMOND, W BROAD ST		3			3
TRUE HEALTH - LAKE UNDERHILL		3			3
MEDEXPRESS URGENT CARE NORWIN		3			3
MONTEFIORE MEDICAL CENTER LABS MONTEFIORE		2	1	33%	3
WINDSOR AT OCALA		2	1	33%	3
LIFE CARE CENTER OF SKAGIT VALLEY		3			3
NORTHERN LIGHT LABORATORY		1	2	67%	3
ATLANTIC SURGERY CENTER OF JACKSONVILLE BEACH		3			3
CVS OH3393POCT AURORA		2	1	33%	3
MINUTECLINIC MINUTECLINIC #3665		3			3
BOLING, STEPHANIE		3			3
PROPATH			3	100%	3
SOUTH COUNTY MENTAL HEALTH CENTER INC			3	100%	3
CARDIOTHORACIC SURGERY OF HYDE PARK			3	100%	3
MEDEXPRESS URGENT CARE - WEST ST PAUL, ROBERT ST S		3			3
BAYSIDE URGENT CARE CENTER INC			3	100%	3
CAREHERE LLC			3	100%	3
Medilodge of Montrose		3			3
NORTH DAKOTA DEPT OF HEALTH MICROBIOLOGY		1	2	67%	3
FLORIDA HOSPITAL PHYSICIANS GROUP		1	2	67%	3
H/L of West Ashley Rehabilitation and Nursing Center		3			3
CALLE OCHO DIALYSIS			3	100%	3
MEDFIRST URGENT CARE			3	100%	3
SCIENTIFIC LABORATORY DIVISION			3	100%	3
VIRGINIA DEPARTMENT OF HEALTH DIVISION OF			3	100%	3
STEAMBOAT EMERGENCY CENTER			3	100%	3
HELIX MEDICAL CENTERS		1	2	67%	3

COVID-19: testing by laboratory

Data through Feb 26, 2021 verified as of Feb 27, 2021 at 09:25 AM

Data in this report are provisional and subject to change.

The numbers in the table below represent the number of Florida and non-Florida residents for whom test results were received by the Department of Health. A person can be tested by more than one laboratory and can have both positive and negative results. **Therefore, the sum of the numbers in each column will be larger than the total number of people tested.**

Reporting lab	Inconclusive	Negative	Positive	Percent positive	Total
MC DIAGNOSTIC OF CONNECTICUT, PC #114		3			3
LOYOLA UNIVERSITY MEDICAL CENTER LABORATORY			3	100%	3
MEDEXPRESS URGENT CARE - HOLLINS		3			3
BETTERMED URGENT CARE			3	100%	3
LOCH HAVEN PEDIATRICS			3	100%	3
COASTAL SKIN SURGERY AND DERMATOLOGY PL		3			3
SPRING LAKE REHABILITATION CENTER			3	100%	3
ORCHID COVE DAYTONA			3	100%	3
TIFTON CARECONNECT URGENT CARE			3	100%	3
UNIVERSITY OF MICHIGAN		2	1	33%	3
ALABAMA DEPT PUBLIC HEALTH			3	100%	3
SKIPPACK MEDICAL LAB			3	100%	3
LEXINGTON MEDICAL CENTER		1	2	67%	3
ALLIANCE FOR MULTISPECIALTY RESEARCH		3			3
WHITE EARTH IHS MAIN LAB		3			3
MINUTECLINIC 7196		2	1	33%	3
GONZALEZ MD AND ASWAD MD HEALTH SERVICES			3	100%	3
Cleveland Clinic Weston			3	100%	3
MEDIC INFUSION PA		3			3
MEDFUSION		2	1	33%	3
SPARROW CENTRAL LAB			3	100%	3
NEWSTAR MEDICAL LABORATORIES		3			3
MEDEXPRESS-HOUSTON EAST FWY		1	2	67%	3
CVS IN6605POCT INDIANAPOLIS		2	1	33%	3
KETAMINE HEALTH CENTERS AT BONITA SPRINGS, LLC		3			3
HIALEAH SHORES NURSING AND		2	1	33%	3
Greystone Health Care Center		3			3
QUATRACOR PLLC		3			3
HEPATOLOGY DIAGNOSTIC LAB			3	100%	3
IVY CREEK URGENT CARE OF ENTERPRISE			3	100%	3
CVS TX2263POCT SAN ANTONIO		3			3
UHEALTH JACKSON URGENT CARE - CUTLER BAY		1	2	67%	3
24TH WEAPONS OF MASS DESTRUCTION - CIVIL SUPPORT		3			3
ST LUCIE COUNTY HEALTH DEPARTMENT		2	1	33%	3
LAURELLWOOD NURSING CENTER		1	2	67%	3
SUMMIT MEDICAL GROUP - WEST ORANGE		3			3
FIRST CARE - MIDDLESBORO			3	100%	3
BARONESS ERLANGER HOSPITAL		3			3
CVS TN7144POCT BARTLETT		3			3
BAPTIST OUTPATIENT SERVICES			3	100%	3
MEDEXPRESS URGENT CARE GREENSBURG		2	1	33%	3
NEMOURS CHILDRENS PRIMARY CARE MAITLAND			3	100%	3
WELLMED AT APOLLO BEACH BLVD		1	2	67%	3
MOULTRIE CREEK NURSING AND REHAB			3	100%	3
GOLDMAN SACHS HEALTH CENTER		3			3
ADVANCED HEART CARE OF SOUTH FLORIDA		3			3

COVID-19: testing by laboratory

Data through Feb 26, 2021 verified as of Feb 27, 2021 at 09:25 AM

Data in this report are provisional and subject to change.

The numbers in the table below represent the number of Florida and non-Florida residents for whom test results were received by the Department of Health. A person can be tested by more than one laboratory and can have both positive and negative results. **Therefore, the sum of the numbers in each column will be larger than the total number of people tested.**

Reporting lab	Inconclusive	Negative	Positive	Percent positive	Total
ADVENTHEALTH SEBRING- INFECTION CONTROL DEPARTMENT			3	100%	3
CLINICA HISPANIA			3	100%	3
HEALGEN SCIENTIFIC			3	100%	3
WYOMING DEPT OF HEALTH			3	100%	3
SIGNATURE CARE PFLUGERVILLE			3	100%	3
Kroger 768 - The Little Clinic Leestown Rd		2	1	33%	3
NEMOURS CHILDRENS PRIMARY CARE HORIZON WEST			3	100%	3
SSM HEALTH ST LOUIS MICROBIOLOGY LABORATORY		1	2	67%	3
MALABAR FAMILY PRACTICE		1	2	67%	3
PRISMA HEALTH MIDLANDS			3	100%	3
MEADOWS AT CYPRESS GARDENS, THE		3			3
MINUTECLINIC DIAG OF IND LLC #6840		3			3
CVS RI1717POCT 1 CVS DR			3	100%	3
MUNSON MEDICAL CENTER			3	100%	3
Lakeview Village		3			3
Kroger 758 - The Little Clinic Providence		3			3
SMOKY MOUNTAIN URGENT CARE AND FAMILY MEDICINE CENTER			3	100%	3
Kroger 752 - The Little Clinic Central Station		2	1	33%	3
LPG PRIMARY CARE AT MATTHEW DRIVE		3			3
MARTHA A PRICE MD PA		1	2	67%	3
MPG JACKSONVILLE ATLANTIC BLVD		1	2	67%	3
BEEBE MEDICAL CENTER LABORATORY		3			3
NORTH BROWARD HOSPITAL DISTRICT HEALTHCARE FOR THE HOMELESS			3	100%	3
BAYCARE MEDICAL GROUP, INC		3			3
GREATER MOBILE URGENT CARE - SPRINGHILL			3	100%	3
Kroger 093 - The Little Clinic Stapleton		2	1	33%	3
MINUTECLINIC DIAG OF IND, LLC #8645		3			3
CVS OH6123POCT CINCINNATI		2	1	33%	3
SUPER HEALTH PHARMACY LLC		3			3
TERRACE OF ST CLOUD, THE		2	1	33%	3
WAL-MART STORES EAST LP		2	1	33%	3
MEDEXPRESS URGENT CARE-CLOQUET		3			3
NDX-CORE LAB			3	100%	3
COVANCE CLS			3	100%	3
Westside Terrace		3			3
GRADY MEMORIAL HOSPITAL/MICRO			3	100%	3
MEDICAL SERVICES OF AMERICA HOME HEALTH		3			3
BAPTIST PRIMARY CARE, INC.		2	1	33%	3
PROGRESS PHARMACY INC			3	100%	3
MEDEXPRESS URGENT CARE, HERMITAGE		1	2	67%	3
CVS PHARMACY INC DBA CVS/PHARMACY #10908		3			3
CVS TX10140POCT THE WOODLANDS		3			3
CVS SC5550POCT CLOVER		2	1	33%	3
WALGREENS #10972	1	2			3
CVS PA1379POCT LANSDALE		3			3
QUEST DIAGNOSTICS CLINICAL LABORATORIES INC		2	1	33%	3

COVID-19: testing by laboratory

Data through Feb 26, 2021 verified as of Feb 27, 2021 at 09:25 AM

Data in this report are provisional and subject to change.

The numbers in the table below represent the number of Florida and non-Florida residents for whom test results were received by the Department of Health. A person can be tested by more than one laboratory and can have both positive and negative results. **Therefore, the sum of the numbers in each column will be larger than the total number of people tested.**

Reporting lab	Inconclusive	Negative	Positive	Percent positive	Total
CVS NV2928POCT LAS VEGAS		3			3
BROOME COUNTY HEALTH DEPARTMENT		2	1	33%	3
CAMPAZZI CONCIERGE MEDICAL SERVICES		2	1	33%	3
ACL LABORATORIES INDUSTRIAL TOXICOLOGY			3	100%	3
PATHOLOGY REFERENCE LAB LLC			3	100%	3
NASSAU COUNTY HEALTH DEPARTMENT		3			3
CVS NC7213POCT MATTHEWS		3			3
MINUTECLINIC DIAGNOSTIC OF MICHIGAN, P		3			3
LEE MEMORIAL HEALTH SYSTEM D/B/A		1	2	67%	3
CVS IL4778POCT EVANSTON		3			3
CGH MEDICAL CENTER			3	100%	3
BROOKDALE SENIOR LIVING			3	100%	3
Kroger 388 - The Little Clinic Braelinn Village		3			3
MEDEXPRESS URGENT CARE-ARLINGTON		2	1	33%	3
CVS MA2297677CV BOSTON		3			3
NORTHCREST MEDICAL CENTER		1	2	67%	3
CVS NJ862POCT MARLBORO		3			3
ROANE MEDICAL CENTER		2	1	33%	3
MID FLORIDA CLINICAL LABORATORY		2	1	33%	3
Robert Wood Johnson University Hospital		2	1	33%	3
DELAWARE PUBLIC HEALTH LABORATORY		1	2	67%	3
CENTRAL JERSEY URGENT CARE OF BROWN MI		3			3
MURFREESBORO MEDICAL CLINIC		3			3
JS HEALTHCARE		2	1	33%	3
Bethany Health and Rehab		3			3
Village on the Green			3	100%	3
MOBIL LAB FOR ALL INC		3			3
MONTANA PUBLIC HEALTH LAB			3	100%	3
CVS IL8747POCT CHICAGO		3			3
NYC PUBLIC HEALTH LABS			3	100%	3
CVS MINUTE CLINIC DIAGNOSTIC MED GRP OF CAL		3			3
SHANDS AT LAKE SHORE LAB		1	2	67%	3
CVS MD4371POCT OCEAN CITY		3			3
ADVANCED MEDICAL RESEARCH CENTER LLC			3	100%	3
SUNSHINE STATE DIALYSIS			3	100%	3
HARBORCHASE OF STUART			3	100%	3
BNC Medical Investors, LLC Berrien Nursing & Rehabilitation Center		3			3
GAINESVILLE PEDIATRIC ASSOCIATES			3	100%	3
Wynfield Park Health and Rehabilitation		3			3
FELICIDAD MEDICAL CENTER INC			3	100%	3
CENTURY LINK SPORTS COMPLEX			3	100%	3
Magnolia Health and Rehab Center			3	100%	3
HOUSTON METHODIST HOSPITAL			3	100%	3
COVID PROCESSING SITE			3	100%	3
AFC URGENT CARE CLEVELAND			2	100%	2
CIGNA GATEWAY			2	100%	2

COVID-19: testing by laboratory

Data through Feb 26, 2021 verified as of Feb 27, 2021 at 09:25 AM

Data in this report are provisional and subject to change.

The numbers in the table below represent the number of Florida and non-Florida residents for whom test results were received by the Department of Health. A person can be tested by more than one laboratory and can have both positive and negative results. **Therefore, the sum of the numbers in each column will be larger than the total number of people tested.**

Reporting lab	Inconclusive	Negative	Positive	Percent positive	Total
VIRGINIA DEPT OF HEALTH OFFICE OF EPIDEMIOLOGY			2	100%	2
CQUENTIA NGS, LLC			2	100%	2
CVS M08581POCT BLUE SPRINGS		1	1	50%	2
ACCESS LABORATORIES LLC			2	100%	2
HOME CARE PHARMACY OF PALM COAST INC		2			2
EMERALD TRACE		2			2
FLORIDA SCHOOL FOR THE DEAF & BLIND			2	100%	2
EASTSIDE SPORTS COMPLEX			2	100%	2
Timber Ridge Health Care Center			2	100%	2
Heartland Healthcare Center Boca Raton			2	100%	2
GULF COAST REGIONAL MEDICAL CARE		2			2
SUNSHINE PHARMACY		2			2
CVS AZ9290POCT PHOENIX		2			2
HCR MANOR CARE SERVICES OF FLORIDA III INC		2			2
GRANDVIEW COLLEGE STUDENT HEALTH CENTE		2			2
ROBERTS WESLEYAN COLLEGE HEALTH CENTE		2			2
Cortland Acres Association		2			2
CREATIVE HEALTH CENTER			2	100%	2
UNITED MEMORIAL MEDICAL CENTER			2	100%	2
CVS CA9606POCT TEMECULA		2			2
MARTIN MEDICAL CENTER INC		1	1	50%	2
UVA HEALTH SYSTEM MEDICAL LABORATORIES			2	100%	2
NORTH MCALLEN PEDIATRIC CENTER			2	100%	2
MADISON HOSPITAL LABORATORY			2	100%	2
HEALTH PARTNERS REGIONAL HOSPITAL			2	100%	2
WARE EXPRESS CARE			2	100%	2
LEXINGTON PLACE			2	100%	2
COMPLETE HEALTH MEDICAL CENTER			2	100%	2
WURLAND NURSING AND REHABILITATION, L		2			2
RCA LABORATORY SERVICES LLC			2	100%	2
GALEN BAYLOR EXTENSION		2			2
CHNJ		2			2
MAINE CENTER FOR DISEASE CONTROL AND PREVENTION			2	100%	2
DOCTOR'S IN-HOUSE LAB/COMMUNITY HEALTH CENTERS OF PINELLAS - JOHNNIE R			2	100%	2
CVS HEALTH, #1994		1	1	50%	2
ASANTE ROGUE REGIONAL MEDICAL CENTER L		2			2
OUR LADY OF THE LAKE REGIONAL MEDICAL CENTER			2	100%	2
PINELLAS CHD - CLEARWATER		1	1	50%	2
MEMORIAL HERMANN CONSOLIDATED LABORATORY SERVICES			2	100%	2
ANDERSON COUNTY HOSPITAL			2	100%	2
AIRPORT CLINIC			2	100%	2
INTERNAL MEDICINE & PEDIATRICS WELLNESS CENTER			2	100%	2
VAULT HEALTH			2	100%	2
Huntington Health Care and Rehabilitation Center		2			2
INTERNAL MEDICINE ASSOCIATES-DUNELLON			2	100%	2
KAILOS GENETICS INC			2	100%	2

COVID-19: testing by laboratory

Data through Feb 26, 2021 verified as of Feb 27, 2021 at 09:25 AM

Data in this report are provisional and subject to change.

The numbers in the table below represent the number of Florida and non-Florida residents for whom test results were received by the Department of Health. A person can be tested by more than one laboratory and can have both positive and negative results. **Therefore, the sum of the numbers in each column will be larger than the total number of people tested.**

Reporting lab	Inconclusive	Negative	Positive	Percent positive	Total
OAKBRIDGE TERRACE AT SAE			2	100%	2
VALUE DRUGS BRONXVILLE INC		2			2
Kroger 853 - The Little Clinic East Broad Street		2			2
BIONIC TECHNOLOGIES CORPORATION			2	100%	2
WOMENS CARE FLORIDA LLC-LABORATORY		2			2
BROOKSVILLE DIALYSIS			2	100%	2
VELOCITY URGENT CARE			2	100%	2
SPECTRA LABS		1	1	50%	2
MINUTECLINIC DIAGNOSTIC OF OHIO #6139		2			2
Walgreens #12427		1	1	50%	2
DOCTORS MEDICAL CTR OF WALTON COUNTY			2	100%	2
MEASE MANOR MEMORY CARE		2			2
HOUSTON HEALTH DEPARTMENT - BUREAU OF LABORATORY SERVICES			2	100%	2
REGIONS HOSPITAL LABORATORY			2	100%	2
BRANDYWYNE HEALTH CARE CENTER			2	100%	2
GREEN POINT RX INC DBA ALTRU CHEMISTS		2			2
PM PEDIATRICS OF SELDEN, PLLC		2			2
Kroger 745 - The Little Clinic Somerset		2			2
TENNESSEE VALLEY HCS			2	100%	2
Tidelands Health Rehabilitation Hospital			2	100%	2
BERNHARDT LABORATORIES INC			2	100%	2
GASTROENTEROLOGY ASSOCIATES			2	100%	2
AZALEA HEALTH AND REHABILITATION		2			2
LAKE SUCCESS EXTENDED CARE		2			2
PTC LABORATORIES			2	100%	2
PRECISION CLINICAL RESEARCH			2	100%	2
JBSA-SAM HOUSTON			2	100%	2
METHODIST MANSFIELD MEDICAL CENTER			2	100%	2
FLORIDA MEDICAL CENTER			2	100%	2
ROCKWALL URGENT CARE			2	100%	2
MASSACHUSETTS DEPARTMENT OF HEALTH			2	100%	2
WISCONSIN STATE LABORATORY OF HYGIENE		1	1	50%	2
FEDERAL CORRECTIONAL INSTITUTION MARIANNA			2	100%	2
HERNANDO CHILDREN'S			2	100%	2
SHERIDAN AT HOBE SOUND, THE			2	100%	2
POINTE AT NEW PORT PLACE, THE		2			2
F W HUSTON MEDICAL CENTER SENIOR LIVIN		2			2
SOUTHEAST GEORGIA HEALTH SYSTEM			2	100%	2
INA		1	1	50%	2
NORTON IMMEDIATE CARE CENTER - PRESTON			2	100%	2
NEBRASKA MEDICAL CENTER			2	100%	2
MOBILE COUNTY HEALTH DEPARTMENT		1	1	50%	2
CVS IN6572POCT INDIANAPOLIS		2			2
FIRST PREVENTION AND DIALYSIS CENTER LLC			2	100%	2
MEDSTAR HARBOR HOSPITAL			2	100%	2
ADVENTHEALTH MEDICAL GROUP PEDIATRICS AT APOPKA		2			2

COVID-19: testing by laboratory

Data through Feb 26, 2021 verified as of Feb 27, 2021 at 09:25 AM

Data in this report are provisional and subject to change.

The numbers in the table below represent the number of Florida and non-Florida residents for whom test results were received by the Department of Health. A person can be tested by more than one laboratory and can have both positive and negative results. **Therefore, the sum of the numbers in each column will be larger than the total number of people tested.**

Reporting lab	Inconclusive	Negative	Positive	Percent positive	Total
CORNERSTONE MEDICAL CARE OF BRANDON		2			2
SHORE MEDICAL CENTER		2			2
CVS MA1006POCT BROCKTON		2			2
JUST BELIEVE RECOVERY CENTER			2	100%	2
INTERCOASTAL FAMILY PRATICE			2	100%	2
MEASE COUNTRYSIDE HOSPITAL CARDIAC REH			2	100%	2
BAYMEADOWS PRIMARY CARE		2			2
TWELVE OAKS RECOVERY CENTER			2	100%	2
PRECISION DIAGNOSTIC INC		2			2
JACKSONVILLE VA OPC			2	100%	2
Kroger 020 - The Little Clinic Wheat Ridge		2			2
Kroger 687 - The Little Clinic Sugar Hill		1	1	50%	2
CVS TX7288POCT DALLAS		2			2
KEY WEST HMA PHYSICIAN MANAGEMENT, LLC			2	100%	2
MARLBORO URGENT CARE		2			2
MARCO ISLAND MEDICAL CENTER			2	100%	2
Kroger 096 - The Little Clinic Orchard and Holly		2			2
MINUTECLINIC DIAGNOSTIC OF VIRGINIA, LLC #1416		2			2
STARMED FAMILY & URGENT CARE			2	100%	2
NORTH OKALOOSA CLINIC CORP		1	1	50%	2
INSPIRE HEALTHCARE CENTER			2	100%	2
ATHENA CARE RESOURCES LLC		2			2
STARLING AT SAN JOSE			2	100%	2
BELLIN HOSPITAL			2	100%	2
CVS MD1881POCT DUNKIRK		2			2
BAYCARE LABORATORIES			2	100%	2
MEDEXPRESS URGENT CARE-SELINGSGROVE		2			2
NORTH MANATEE HEALTH CARE CENTER			2	100%	2
AdventHealth Care Center Orlando North			2	100%	2
DR. G'S URGENT CARE			2	100%	2
MINUTECLINIC DIAGNOSTIC OF TEXAS, LLC #7435		2			2
ASPIRUS RIVERVIEW HOSPITAL & CLINICS INC		1	1	50%	2
CVS PA1296POCT DREXEL HILL		2			2
GOLDSTEIN			2	100%	2
AUSTIN REGIONAL CLINIC MICROBIOLOGY LAB			2	100%	2
AMEDISYS HOME HEALTH OF GREENVILLE			2	100%	2
MEDEXPRESS URGENT CARE - CEDAR KNOLLS		2			2
BIRMINGHAM INTERNAL MEDICINE ASSOCIATE		1	1	50%	2
MEDERI CARETENDERS		1	1	50%	2
MINUTECLINIC, LLC #07852		2			2
CVS PA2687POCT EXTON		2			2
URGENT CARE AND SURGERY CENTER			2	100%	2
MINUTECLINIC DIAGNOSTIC PA #3344		2			2
COLONIAL MEDICAL CENTER-EAST ORLANDO			2	100%	2
OLEAN GENERAL HOSPITAL		2			2
WELLSTAR KENNESTONE HOSPITAL			2	100%	2

COVID-19: testing by laboratory

Data through Feb 26, 2021 verified as of Feb 27, 2021 at 09:25 AM

Data in this report are provisional and subject to change.

The numbers in the table below represent the number of Florida and non-Florida residents for whom test results were received by the Department of Health. A person can be tested by more than one laboratory and can have both positive and negative results. **Therefore, the sum of the numbers in each column will be larger than the total number of people tested.**

Reporting lab	Inconclusive	Negative	Positive	Percent positive	Total
Stillwater Healthcare		2			2
RIVERVIEW MEDICAL CLINIC		2			2
CVS MI8049POCT WATERFORD		2			2
Luther Acres Manor		2			2
VALLEY BAPTIST MEDICAL CENTER: BROWNSVILLE			2	100%	2
Kroger 647 - The Little Clinic Newnan Crossings		1	1	50%	2
NORTHSIDE FAMILY MEDICINE AND URGENT CARE (HOLLY SPRINGS)		2			2
SHELBYVILLE HOSPITAL COMPANY		2			2
Piney Grove Nursing and Rehabilitation Center		2			2
ADVANCED MEDICAL CARE			2	100%	2
ALL PEDIATRIC CARE PA			2	100%	2
MEDEXPRESS URGENT CARE - SOUTH CHARLESTON		2			2
STANFORD HEALTH CARE ANATOMIC PATHOLOGY & CLINICAL LAB			2	100%	2
Jackson Health Care Facility			2	100%	2
PEACE RIVER MEDICAL CENTER		2			2
CVS SC2497POCT LEXINGTON		2			2
ALVERNO CLINICAL LABORATORIES			2	100%	2
MELBOURNE URGENT CARE			2	100%	2
NORTHSIDE FAMILY MEDICINE AND URGENT CARE (EAST COBB)		2			2
EASTLAKE MEDICAL CENTER		2			2
ORLANDO LUTHERAN TOWERS		1	1	50%	2
CONWAY MEDICAL CENTER			2	100%	2
OAKMONT EAST- GREENVILLE SC, LLC		2			2
CVS IN6559POCT AVON		2			2
MEMORIAL HOSPITAL OF SOUTH BEND			2	100%	2
TMH EC NORTHEAST LABORATORY			2	100%	2
Kings County Hospital Center			2	100%	2
NORTH COUNTRY FAMILY HEALTH CENTER INC		2			2
Kroger 596 - The Little Clinic Brentwood		2			2
CHESTERFIELD HEALTHCARE GROUP, INC		2			2
LIFETIME FAMILY URGENT CARE			2	100%	2
ONE MEDICAL GROUP		1	1	50%	2
WALGREENS #3811			2	100%	2
RENFREW CENTERS INC		2			2
UMHC HOLLYWOOD LABORATORY			2	100%	2
MINUTECLINIC DIAGNOSTIC OF NEW MEXICO LLC #7552		2			2
DALLAS BAPTIST UNIVERSITY - HEALTH SERVICES			2	100%	2
DMC UNIVERSITY LABORATORIES		1	1	50%	2
ROPER HOSPITAL			2	100%	2
MAYO CLINIC COUMADIN CLINIC LABORATORY		1	1	50%	2
Hartwell Health and Rehabilitation		2			2
FLORIDA MEDICAL CLINIC, LLC			2	100%	2
CHRISTUS SPOHN HOSPITAL			2	100%	2
Hackensack Univ Medical Center At Pasc		1	1	50%	2
GULF COAST IMMEDIATE CARE CENTER		1	1	50%	2
First Care Living Center/Essentia Health			2	100%	2

COVID-19: testing by laboratory

Data through Feb 26, 2021 verified as of Feb 27, 2021 at 09:25 AM

Data in this report are provisional and subject to change.

The numbers in the table below represent the number of Florida and non-Florida residents for whom test results were received by the Department of Health. A person can be tested by more than one laboratory and can have both positive and negative results. **Therefore, the sum of the numbers in each column will be larger than the total number of people tested.**

Reporting lab	Inconclusive	Negative	Positive	Percent positive	Total
MC DIAGNOSTIC OF CONNECTICUT, PC #252		1	1	50%	2
PEDIATRIC HEALTH CARE		1	1	50%	2
PHYSICIANS LABORATORY SERVICES			2	100%	2
PHYSICIANS MEDICAL CENTER		2			2
SWEETWATER NURSING CENTER		2			2
JRS LABORATORY			2	100%	2
COVANCE			2	100%	2
FALCON HEALTH CENTER			2	100%	2
MINUTECLINIC DIAGNOSTIC OF NORTH CARO		2			2
MINUTECLINIC #1773		2			2
RAPID RESULT CORP LLC		1	1	50%	2
CITRUS HEALTH NETWORK INC			2	100%	2
ENT AND ALLERGY ASSOCIATES OF FLORIDA, LLC			2	100%	2
PROSPECT URGENT CARE			2	100%	2
OELWEIN HEALTH CARE CENTER		2			2
SAFE PMC		2			2
CITY OF WEST PALM BEACH EMPLOYEE & FAMILY HEALTH		2			2
COMMUNITY HEALTH CENTERS OF PINELLAS, INC			2	100%	2
TRINITAS REGIONAL MEDICAL CENTER		1	1	50%	2
CVS NJ837POCT MARLTON		2			2
SPECTRUM HEALTH			2	100%	2
COLUMBIA COTTAGE		2			2
WE CARE HOME HEALTH SOLUTIONS LLC			2	100%	2
Kroger 522 - The Little Clinic Gahanna		1	1	50%	2
AFC PHYSICIANS OF FLORIDA, PA			2	100%	2
FAMILY CARE SPECIALISTS OF ORLANDO			2	100%	2
BOND COMMUNITY HEALTH CENTER			2	100%	2
EXPRESS CARE WALK-IN CLINIC			2	100%	2
SPECIALTY LABORATORIES			2	100%	2
MISSION HOSPITAL REGIONAL MEDICAL CENTER			2	100%	2
ADVENTHEALTH IMAGING PARTIN SETTLEMENT			2	100%	2
MOUNT SINAI AVENTURA DIAGNOSTIC CENTER			2	100%	2
NEMOURS CHILDREN'S URGENT CARE LAKE NONA			2	100%	2
SCDHEC BUREAU OF LABORATORIES			2	100%	2
BIOHEALTH MEDICAL LAB INC			2	100%	2
OSF SAINT FRANCIS MEDICAL CENTER			2	100%	2
NEMOURS CHILDREN'S PRIMARY CARE THE VILLAGES		2			2
WISE HEALTH SYSTEM		1	1	50%	2
WARD MEMORIAL HOSPITAL		2			2
HEALTH FIRST MEDICAL GROUP			2	100%	2
BROOKDALE ALTAMONTE SPRINGS			2	100%	2
OPP HEALTH AND REHABILITATION		2			2
NEWTON MEMORIAL HOSPITAL		2			2
HANOVER ENDOSCOPY CENTER		2			2
ROYAL CARE MEDICAL CENTER			2	100%	2
Kroger 571 - The Little Clinic Hendersonville		1	1	50%	2

COVID-19: testing by laboratory

Data through Feb 26, 2021 verified as of Feb 27, 2021 at 09:25 AM

Data in this report are provisional and subject to change.

The numbers in the table below represent the number of Florida and non-Florida residents for whom test results were received by the Department of Health. A person can be tested by more than one laboratory and can have both positive and negative results. **Therefore, the sum of the numbers in each column will be larger than the total number of people tested.**

Reporting lab	Inconclusive	Negative	Positive	Percent positive	Total
Georgiana Health and Rehabilitation, LLC		2			2
MY PHARMACY			2	100%	2
PREVENTIVE HEALTH PARTNERS I L S C		2			2
SOUTHCARE PHARMACY INC			2	100%	2
HAMILTON COUNTY HEALTH DEPARTMENT		2			2
VENETIAN GARDENS		2			2
SERENADES BY SONATA		1	1	50%	2
PICHARDO CLINIC, THE			2	100%	2
CVS AZ10150POCT PHOENIX		2			2
ACCESS MEDICAL GROUP OF FLORIDA CITY			2	100%	2
HOLY TRINITY PHARMACY LLC		2			2
WILLAMETTE VALLEY TOXICOLOGY LLC		2			2
ADVENT HEALTH CENTRAL TEXAS		1	1	50%	2
CVS RI326POCT NORTH SMITHFIELD		2			2
CENTRAL FLORIDA FAMILY HEALTH CENTER		2			2
Church Creek SNF			2	100%	2
Manorcare Health Services West Reading North		2			2
UNIVERSTIY OF ILLINOIS HOSPITAL			2	100%	2
CONCENTRA - ORLANDO SOUTH II		2			2
BRENTWOOD AT FORE RANCH			2	100%	2
FHCP ASC - ORANGE CITY			2	100%	2
NORTH OKALOOSA PHYSICIAN GRP - WALK IN CLINIC			2	100%	2
SACRED HEART HOSPITAL ON THE EMERALD			2	100%	2
SIGNATURE CARE LEWISVILLE-EMERGENCY CENTER		1	1	50%	2
Robert Cranfield			2	100%	2
Sevierville Health and Rehabilitation		2			2
Chatham Nursing and Rehab Center		2			2
LABRADOR PRIMARY CARE CENTER			2	100%	2
MINUTECLINIC, LLC #05891		1	1	50%	2
SPRINGHILL SENIOR RESIDENCE		2			2
SIGNAL DIAGNOSTICS DBA FLOWHEALTH LABS			2	100%	2
Buena Vista Care Center		2			2
LAKEVIEW HEALTH CARE SYSTEM LLC			2	100%	2
CHEROKEE COUNTY HEALTH AND REHAB CENTER		2			2
DESERT HOSPITAL/CPHU CLINICAL LABORATORY			2	100%	2
ONTARIO COUNTY PUBLIC HEALTH		2			2
MATHER HOSPITAL			2	100%	2
CITRUS DERMATOLOGY			2	100%	2
JOHN D. ARCHBOLD MEM. HOSPITAL			2	100%	2
UNIVERSITY HEALTH SERVICES RIVER CAMPUS		2			2
TRINITY DIALYSIS			2	100%	2
SARASOTA IMMEDIATE CARE			2	100%	2
MINUTECLINIC DIAGNOSTIC MEDICAL		2			2
MEDEXPRESS URGENT CARE - WEXFORD		2			2
SIMMONS			2	100%	2
THE HOSPITAL OF PROVIDENCE EMERGENCY ROOM			2	100%	2

COVID-19: testing by laboratory

Data through Feb 26, 2021 verified as of Feb 27, 2021 at 09:25 AM

Data in this report are provisional and subject to change.

The numbers in the table below represent the number of Florida and non-Florida residents for whom test results were received by the Department of Health. A person can be tested by more than one laboratory and can have both positive and negative results. **Therefore, the sum of the numbers in each column will be larger than the total number of people tested.**

Reporting lab	Inconclusive	Negative	Positive	Percent positive	Total
ACCESS CARE MEDICAL GROUP LLC		2			2
CHILDREN'S MEDICAL CENTER-EAST ORLANDO			2	100%	2
TMH PHYSICIAN PARTNERS MONTICELLO		1	1	50%	2
MINUTE-CLINIC DIAGNOSTIC OF VIRGINIA, LLC		2			2
HAWAII DEPARTMENT OF HEALTH			2	100%	2
UNIVERISTY OF MEMPHIS ATHLETIC TRAINI		2			2
CVS NH6596POCT HAMPTON		2			2
SOUTHERN BREEZE HEALTHCARE		1	1	50%	2
SENDER RETREAT ADULT DAY CARE CENTERS			2	100%	2
WALGREENS #07936		2			2
DEBORAH HEART AND LUNG CENTER		2			2
NEW YORK CITY CENTRAL COVID			2	100%	2
HOLY FAMILY MEDICAL CENTER		1	1	50%	2
STARR COUNTY MEMORIAL HOSPITAL			2	100%	2
TEXAS HEALTH CARE			2	100%	2
VITAL CARE CLINIC, LLC			2	100%	2
BEAUFORT MEMORIAL			2	100%	2
INTERMOUNTAIN MEDICAL CENTER			2	100%	2
USCG ABBOTT BINAXNOW		1	1	50%	2
VOLUNTEERS OF AMERICA OF FLORIDA			2	100%	2
PEDIATRICS IN NORTH FLORIDA PA			2	100%	2
THE CLUB AT BOYNTON BEACH, LLC			2	100%	2
THOMASVILLE REGIONAL MEDICAL CENTER		2			2
EXPRESS CARE OF THE SHOALS		1	1	50%	2
MANSFIELD MEDICAL LODGE			2	100%	2
Kroger 328 - The Little Clinic Henderson Road		2			2
NORTHWELL HEALTH			2	100%	2
STOP URGENT CARE			2	100%	2
Holiday Retirement Home			2	100%	2
LEHIGH MEDICAL AND RESEARCH CENTER, INC			2	100%	2
DOWN HOME MEDICAL			2	100%	2
MINUTECLINIC, LLC #4507		2			2
MOBILE HEALTH LABS LLC			2	100%	2
CVS TX7603POCT SAGINAW		2			2
STARR CITY OF ROMA COMMUNITY CENTER			2	100%	2
ALL4KIDZ PEDIATRICS LLC		2			2
NATIONWIDE LABORATORY SERVICES		1	1	50%	2
HEALTH AND WELLNESS URGENT CARE LLC			2	100%	2
MINUTECLINIC DIAG OF IND, LLC #6908		2			2
MEMORIAL HOSPITAL OF CARBONDALE			2	100%	2
PARKLAND HEALTH & HOSPITAL			2	100%	2
RELIANCE MEDICAL CENTER			2	100%	2
PALMETTO FAMILY HEALTH CENTER			2	100%	2
MID-FLORIDA HEMATOLOGY AND ONCOLOGY CENTERS		2			2
MEDEXPRESS URGENT CARE - ROSS TOWNSHIP		2			2
MEDEXPRESS URGENT CARE FOX CHAPEL		2			2

COVID-19: testing by laboratory

Data through Feb 26, 2021 verified as of Feb 27, 2021 at 09:25 AM

Data in this report are provisional and subject to change.

The numbers in the table below represent the number of Florida and non-Florida residents for whom test results were received by the Department of Health. A person can be tested by more than one laboratory and can have both positive and negative results. **Therefore, the sum of the numbers in each column will be larger than the total number of people tested.**

Reporting lab	Inconclusive	Negative	Positive	Percent positive	Total
Cedar Valley Nursing & Rehab Center		2			2
The Grand Rehabilitation & Nursing Utica		2			2
MEDEXPRESS URGENT CARE- ALLISON PARK		1	1	50%	2
SOUTH DAKOTA DEPARTMENT OF HEALTH		2			2
LINIL VISITING NURSES, INC		2			2
ST. ELIZABETH HEALTHCARE			2	100%	2
441 URGENT CARE-MULBERRY			2	100%	2
POMERENE HOSPITAL			2	100%	2
BROOKDALE PALM BEACH GARDENS			2	100%	2
UTMB PATHOLOGY CLINICAL SERVICES LABORATORY			2	100%	2
FASTCARE LLC			2	100%	2
DNA DIAGNOSTICS CENTER		2			2
SCIENTIFIC LABORATORY COMPANY		2			2
MAIN STREET MEDICAL CENTERS		2			2
CAREWELL JW - WORCESTER LNC			2	100%	2
EAST NAPLES PEDIATRICS			2	100%	2
BIOMAT USA			2	100%	2
GIGI WOOD DAVIS DO-FAMILY MEDICINE		2			2
CVS PA1193POCT JENKINTOWN		2			2
VA OUTPATIENT PHARMACY			2	100%	2
IN AND OUT URGENT CARE			2	100%	2
CVS OH3458POCT BEAVERCREEK		2			2
LAKE BALDWIN			2	100%	2
SOLERA SPECIALTY PHARMACY LLC		1	1	50%	2
COASTAL MEDICAL LAB			2	100%	2
CONCENTRA - PLANT CITY		2			2
THE FOUNTAIN AT BOCA CIEGA BAY		2			2
CVS IL3163POCT OAK PARK		2			2
JEFFERSON WASHINGTON TOWNSHIP HOSPITAL		2			2
NATHAN LITTAUER HOSPITAL LAB		2			2
UK HEALTHCARE			2	100%	2
CLINICAL REFERENCE LABORATORY, INC		2			2
DURAND SENIOR CARE & REHAB CENTER		2			2
ACN PHYSICIANS GROUP CORP			2	100%	2
CARE ATC SUN HYDRAULICS TALLAVAST			2	100%	2
PENSACOLA MEDICAL CLINIC LLC			2	100%	2
ASHLEY PEDIATRICS			2	100%	2
New Jersey Aim At Smg		2			2
NIAGARA APOTHECARY INC		2			2
MANATEE MEMORIAL HOSPITAL CLINICAL LABORATORY			2	100%	2
Workmens Circle Multicare Center		2			2
DIVERSE MEDICAL CARE LLC			2	100%	2
MEDEXPRESS URGENT CARE - LEDGEWOOD		2			2
FLORIDA PRIMARY CARE CENTER PA		2			2
MEDEXPRESS URGENT CARE - LINCOLN VILLA		2			2
NYU LANGONE HUNTINGTON MEDICAL GROUP		2			2

COVID-19: testing by laboratory

Data through Feb 26, 2021 verified as of Feb 27, 2021 at 09:25 AM

Data in this report are provisional and subject to change.

The numbers in the table below represent the number of Florida and non-Florida residents for whom test results were received by the Department of Health. A person can be tested by more than one laboratory and can have both positive and negative results. **Therefore, the sum of the numbers in each column will be larger than the total number of people tested.**

Reporting lab	Inconclusive	Negative	Positive	Percent positive	Total
NEMOURS CHILDREN'S PRIMARY CARE OF VERO BEACH			2	100%	2
NEW GEN LABS			2	100%	2
TRICORE REFERENCE LABORATORY		1	1	50%	2
MEDEXPRESS URGENT CARE-BLOOMFIELD AVEN		2			2
LEGACY ER & URGENT CARE - FRISCO WEST			2	100%	2
MANASOTA PEDIATRICS			2	100%	2
CVS MO10151POCT SPRINGFIELD		1	1	50%	2
ENVOY OF FORK UNION, LLC DBA ENVOY AT THE VILLAGE		2			2
MINUTECLINIC MINUTECLINIC #4978		1	1	50%	2
VALLEY MEDICAL LABORATORY			2	100%	2
CVS OH2518POCT COLUMBUS		1	1	50%	2
PruittHealth Lakehaven		2			2
LEGACY ER AND URGENT CARE			2	100%	2
SOUTH BEND MEDICAL FOUNDATION			2	100%	2
MONICE DR.			2	100%	2
Providence of Sparta Health and Rehabilitation		2			2
Kroger 101 - The Little Clinic Hill Top		2			2
STEWART ST ELIZABETH MEDICAL CENTER			2	100%	2
MEDAILLE COLLEGE WELLNESS CENTER		2			2
MEDEXPRESS URGEN CARE - EAST BRUNSWICK		2			2
MINUTECLINIC DIAG OF IND, LLC #5369		1	1	50%	2
Kroger 686 - The Little Clinic Farragut		2			2
WALGREENS #13605		2			2
APPLECARE VALDOSTA			2	100%	2
Kroger 739 - The Little Clinic La Grange Road		2			2
CAMBRIDGE SECURITY SERVICES		2			2
SOUTHEASTERN INSTITUTE OF RESTORATIVE MEDICINE		1	1	50%	2
SUNBRIDGE CARE & REHAB FOR DECATUR		2			2
BOSTON PUBLIC HEALTH COMMISSION			2	100%	2
BENEVA LAKES ASSISTED LIVING CENTER			2	100%	2
HARRINGTON PARK HEALTH AND REHAB		2			2
MEDEXPRESS URGENT CARE- COLUMBIA HEIGH		2			2
SWEDISH COVENANT HOSPITAL			2	100%	2
MEDEXPRESS URGENT CARE-MT PLEASANT		1	1	50%	2
CALIFORNIA DIVISION OF COMMUNICABLE DISEASE CONTROL			2	100%	2
REGIONAL MEDICAL CENTER BAYONET POINT			2	100%	2
CVS OH5457POCT POWELL		2			2
SOMA MEDICAL CENTER PA #3 GREENACRES			2	100%	2
FLORIDA DEPARTMENT OF HEALTH (FDOH)			2	100%	2
NLC LABS			2	100%	2
DEER'S HEAD CENTER		2			2
CARENOW LENEXA			2	100%	2
SUNCOAST BLOOD BANK			2	100%	2
NAPHCARE INC		2			2
WELL HEALTH LABS			2	100%	2
NAVAL MEDICAL CENTER			2	100%	2

COVID-19: testing by laboratory

Data through Feb 26, 2021 verified as of Feb 27, 2021 at 09:25 AM

Data in this report are provisional and subject to change.

The numbers in the table below represent the number of Florida and non-Florida residents for whom test results were received by the Department of Health. A person can be tested by more than one laboratory and can have both positive and negative results. **Therefore, the sum of the numbers in each column will be larger than the total number of people tested.**

Reporting lab	Inconclusive	Negative	Positive	Percent positive	Total
UNIVERSITY HOSPITAL OF BROOKLYN		2			2
CVS CT288POCT BRISTOL		2			2
CVS PA7611POCT ALLISON PARK		2			2
Van Wert Manor		2			2
DALLAS MEDICAL CENTER			2	100%	2
MD NOW URGENT CARE MEDICAL CENTERS INC			2	100%	2
COBLESKILL REGIONAL HOSPITAL		2			2
WEST FLORIDA MEDICAL ASSOCIATES, PA			2	100%	2
LAKESIDE HOSPITAL BELLE GLADE			2	100%	2
UC CORAL GABLES			2	100%	2
PALM CITY NURSING AND REHAB CENTER			2	100%	2
COMMUNITY HEALTH CENTERS INC			2	100%	2
BAYSTATE MEDICAL CENTER		1	1	50%	2
CVS PA5241POCT CHALFONT		2			2
LAWRENCE GENERAL HOSPITAL			2	100%	2
NIBHA MEDIRATTA MD PL			2	100%	2
MERCY HEALTH LAB		1	1	50%	2
JOHNSON CITY MEDICAL CENTER		1	1	50%	2
ADVENTHEALTH EAST ORLANDO EMPLOYEE CLINIC		2			2
WEST COAST PEDIATRICS			2	100%	2
CLEVELAND CLINIC IMAGING			2	100%	2
WALGREENS #05477		2			2
PLASMA MED RESEARCH DBA		2			2
ASCENSION ST VINCENT'S RIVERSIDE			2	100%	2
Garden Isle Healthcare and Rehabilitation Center		2			2
APC PEDIATRICS			2	100%	2
LIFT HEALTH		2			2
APALACHEE CENTER INC		2			2
ACKERMAN CANCER CENTER		2			2
SARASOTA MEMORIAL MEDICAL URGENT CARE CENTER			2	100%	2
MINUTECLINIC LLC (2335)		1	1	50%	2
ST LUKES HOSPITAL			2	100%	2
AUGUSTA HEALTH SKILLED CARE			2	100%	2
PINARD HOME HEALTH SERVICES INC			2	100%	2
MCLAREN REGIONAL MEDICAL CENTER			2	100%	2
CVS SC7334POCT LEXINGTON		2			2
BAPTIST HOSPITAL OF MIAMI MCI BROWARD LABORATORY			2	100%	2
UT AUSTIN UNIVERSITY HEALTH SERVICES			2	100%	2
DELRAY BEACH HEALTH CENTER			2	100%	2
FLORIDA DEPARTMENT OF HEALTH IN LEE COUNTY		1	1	50%	2
TEXAS REGIONAL ASTHMA & ALLERGY CENTER			2	100%	2
Delaware Court Healthcare Center		2			2
MID-FLORIDA PATHOLOGY LLC - MOBILE UNIT # 3			2	100%	2
WASHINGTON STATE DEPARTMENT OF HEALTH PUBLIC HEALTH LABORATORIES			2	100%	2
Good Samaritan Society-Blackduck		1	1	50%	2
GOLISANO PEDIATRICS PORT CHARLOTTE HARBOR		2			2

COVID-19: testing by laboratory

Data through Feb 26, 2021 verified as of Feb 27, 2021 at 09:25 AM

Data in this report are provisional and subject to change.

The numbers in the table below represent the number of Florida and non-Florida residents for whom test results were received by the Department of Health. A person can be tested by more than one laboratory and can have both positive and negative results. **Therefore, the sum of the numbers in each column will be larger than the total number of people tested.**

Reporting lab	Inconclusive	Negative	Positive	Percent positive	Total
RDX BIOSCIENCE INC			2	100%	2
HEALTH & REHAB CTR AT DOLPHINS VIEW, THE			2	100%	2
UNIVERSITY OF MARYLAND MEDICAL CENTER			2	100%	2
PM PEDIATRICS OF BAYSIDE PLLC - HOPEWELL JUNCTION		2			2
MINUTECLINIC DIAG OF IND, LLC #6553		2			2
MINUTE CLINIC DIAGNOSTIC OF VIRGINIA, LLC #6292		2			2
VETERANS AFFAIRS MEDICAL CENTER - GREATER LOS ANGELES			2	100%	2
U OF MIAMI MILLER SCHOOL OF MEDICINE			2	100%	2
CVS NV8784POCT LAS VEGAS		1	1	50%	2
BROOKS -TLC HOSPITAL SYSTEM			2	100%	2
HEARTLAND HOME HEALTH CARE		2			2
BAPTIST HOSPITAL INTERNAL MEDICINE GULF BREEZE			2	100%	2
ST. JOSEPH REGIONAL MEDICAL CENTER			2	100%	2
MEDEXPRESS URGENT CARE - FORT SMITH		2			2
Walgreens #10207		2			2
PANCARE HEALTH - SNEADS ELEMENTARY			2	100%	2
GINKGO-IXLAYER		2			2
SANFORD REGIONAL HOSPITAL WORTHINGTON		2			2
MEDEXPRESS URGENT CARE - OMAHA N 72 ST		2			2
Kroger 400 - The Little Clinic Hartley Bridge Rd		1	1	50%	2
OCALA REGIONAL KIDNEY CENTER-WEST			2	100%	2
Bedford Care Center of Hattiesburg		2			2
MINUTECLINIC, DIAGNOSTIC OF TEXAS, LLC		2			2
SUNNYSIDE MANOR		2			2
GULF COAST MEDICAL CENTER RESPIRATORY CARE			2	100%	2
ADVENTHEALTH IMAGING LAKE NONA			2	100%	2
FLORIDA MEDICAL CENTER OF CLEARWATER		2			2
CVS KS676POCT LAWRENCE		2			2
DEPT OF HEALTH			2	100%	2
CDK LIBERTY ENTERPRISES, LLC		2			2
MIDDLETON PEDIATRICS			2	100%	2
MINUTECLINIC DIAGNOSTIC PA #7110		2			2
BAYCARE OUTREACH LAB WH SOUTH			2	100%	2
SOUTHERN SURGICAL ARTS		2			2
VANAYER HEALTHCARE AND REHAB CENTER		2			2
POMONA VALLEY COMMUNITY HOSPITAL			2	100%	2
CVS KY4779POCT LOUISVILLE		2			2
MID AMERICA CLINICAL LABS			2	100%	2
BOONES CREEK URGENT CARE		1	1	50%	2
CVS SC7567POCT BOILING SPRINGS		1	1	50%	2
MERCY CONVENIENT CARE			2	100%	2
MINUTECLINIC DIAGNOSTIC OF NEVADA-9586		1	1	50%	2
MAGNOLIA ADULT, LLC			2	100%	2
FLORIDA COMMUNITY HEALTH CENTERS, INC.			2	100%	2
UNIVERSITY OF TEXAS AT EL PASO, THE			2	100%	2
SPRINGS MEDICAL LAB		1	1	50%	2

COVID-19: testing by laboratory

Data through Feb 26, 2021 verified as of Feb 27, 2021 at 09:25 AM

Data in this report are provisional and subject to change.

The numbers in the table below represent the number of Florida and non-Florida residents for whom test results were received by the Department of Health. A person can be tested by more than one laboratory and can have both positive and negative results. **Therefore, the sum of the numbers in each column will be larger than the total number of people tested.**

Reporting lab	Inconclusive	Negative	Positive	Percent positive	Total
NEIGHBORCARE PHARMACY SERVICES		2			2
UWMC MONTLAKE DEPT OF LAB MED			2	100%	2
BOSTON MEDICAL CENTER			2	100%	2
MAWD PATHOLOGY GROUP			2	100%	2
SMITH NORTHVIEW HOSPITAL LAB			2	100%	2
BAPTIST HEALTH LEXINGTON			2	100%	2
PARKRIDGE MEDICAL CENTER			2	100%	2
WHOLE CHILD PEDIATRICS			2	100%	2
ST JOSEPH'S HOSPITAL NORTH LABORATORY			2	100%	2
ESCANDON DIAGNOSTIC CLINIC			2	100%	2
ARCPPOINT LABS OF ALTAMONTE SPRINGS			2	100%	2
MEDEXPRESS URGENT CARE - LINCOLN N 26T		2			2
MEDEXPRESS URGENT CARE - ANDERSON		2			2
MEDEXPRESS URGENT CARE - BRIDGEVILLE		2			2
Parkridge Specialty Care		2			2
BAPTIST HEALTHCARE - LAKEVIEW CENTER INC		2			2
PM PEDIATRICS OF BAYSIDE, PLLC - RIVE		2			2
BAYSHORE MEDICAL CENTER			2	100%	2
CHI MEMORIAL PRIMARY CARE ASSOCIATES-A		2			2
RIVER CITY MEDICAL ASSOCIATES, INC			2	100%	2
CVS CA9721POCT ARCADIA		2			2
ACM MEDICAL LABORATORY ALLIANCE			2	100%	2
PUBLIC HEALTH LABORATORY	1		1	50%	2
CVS SC4286POCT EASLEY		2			2
NEW BRIDGE MEDICAL CENTER		2			2
LAB CORP OF AMER SAN DIEGO			2	100%	2
POPLAR HEALTHCARE			2	100%	2
CVS MA447POCT NORTHAMPTON		2			2
MINUTECLINIC, LLC (CLINIC 10928)		2			2
STATCARE URGENT AND WALK-IN			2	100%	2
EXCEPTIONAL EMERGENCY CENTER - AMARILLO			2	100%	2
Elba Nursing and Rehabilitation Center, LLC		2			2
DRR JMC URGENT CARE DONALD ROSS			2	100%	2
UF KANAPAH LAB BEAKER		2			2
CARE 365			2	100%	2
ST JOHN'S RIVERSIDE HOSPITAL		2			2
CARTERSVILLE MEDICAL CENTER			2	100%	2
Good Samaritan Society Waukon		2			2
RHODE ISLAND DEPARTMENT OF HEALTH LABORATORIES			2	100%	2
MEMORIAL SLOAN KETTERING CANCER CENTER		1	1	50%	2
SPRING HILL REGIONAL HOSPITAL			2	100%	2
NAVAL BRANCH MEDICAL CLINIC			2	100%	2
INTEGRITY CLINICAL RESEARCH CENTER INC		1	1	50%	2
STUART SURGERY CENTER, LLC			2	100%	2
CROSSTOWN PHARMACY		2			2
LIFELINK OF FLORIDA		1	1	50%	2

COVID-19: testing by laboratory

Data through Feb 26, 2021 verified as of Feb 27, 2021 at 09:25 AM

Data in this report are provisional and subject to change.

The numbers in the table below represent the number of Florida and non-Florida residents for whom test results were received by the Department of Health. A person can be tested by more than one laboratory and can have both positive and negative results. **Therefore, the sum of the numbers in each column will be larger than the total number of people tested.**

Reporting lab	Inconclusive	Negative	Positive	Percent positive	Total
ORMOND BEACH URGENT CARE			2	100%	2
Walgreens #9278		2			2
Great Lakes Health Center			2	100%	2
DASCENA LAB			2	100%	2
METROHEALTH SYSTEM			2	100%	2
CLEARWATER PAIN MANAGEMENT ASSOCIATES			2	100%	2
GENETIC ASSAYS INC			2	100%	2
FLORIDA DEPARTMENT OF HEALTH IN ESCAMBIA COUNTY		1	1	50%	2
CVS NM8918POCT ALBUQUERQUE		2			2
87TH MEDICAL GROUP - MCGUIRE AMBULATORY CARE FACILITY		2			2
HEALTH EXPRESS URGENT CARE			2	100%	2
RIVERSIDE METHODIST HOSPITAL LAB			2	100%	2
PALOS COMMUNITY HOSPITAL LABORATORY			2	100%	2
AMICUS MEDICAL CENTER LLC			2	100%	2
AGILE URGENT CARE			2	100%	2
CLEVELAND CLINIC FLORIDA LABORATORY			2	100%	2
INTEGRATED REGIONAL LABS			2	100%	2
MILFORD REGIONAL HOSPITAL			2	100%	2
LEE MEMORIAL HOSPITAL BLOOD GAS LAB			2	100%	2
STUDENT HEALTH SERVICES			2	100%	2
RAINY LAKE MEDICAL CENTER			2	100%	2
CVS MO4850POCT SPRINGFIELD		2			2
TALLAHASSEE MEMORIAL HEALTHCARE FAMILY MED RESIDENCY			2	100%	2
CHARLOTTE COUNTY HEALTH DEPARTMENT			2	100%	2
LPG COCONUT POINT - FAMILY/ INTERNAL MEDICINE		2			2
CROSSROADS			2	100%	2
FL DEPT OF HEALTH MARION COUNTY MOBILE HEALTH UNIT			2	100%	2
ELMHURST MEMORIAL HOSPITAL			2	100%	2
SUMMIT URGENT CARE PS			2	100%	2
YOUTH AND YOU, INC		2			2
Manor Care-Kingston Court of York PA, LLC		2			2
PALMS OF FT MYERS,THE			2	100%	2
BAYLOR SCOTT & WHITE COMPREHENSIVE WOUND			2	100%	2
BAYLOR COLLEGE OF MEDICINE			2	100%	2
NEMOURS CHILDREN'S URGEN CARE			2	100%	2
AFFORDABLE PRIMARY CARE LLC		2			2
PALM BEACH DIABETES & ENDOCRINE SPECIALISTS PA			2	100%	2
MINUTECLINIC #2797		2			2
CRUC CMCH-COVID-19		2			2
CEDARS-SINAI MEDICAL CENTER			2	100%	2
MARCO ISLAND HOSPITAL INC D/B/A		1	1	50%	2
NEW YORK PSYCHIATRIC INSTITUTE		2			2
AMERICAN MEDICAL LABORATORIES			2	100%	2
ADVANTA ANALYTICAL LABORATORIES			2	100%	2
NATIONAL JEWISH HEALTH			2	100%	2
CLEAR LAKE REGIONAL MEDICAL CENTER			2	100%	2

COVID-19: testing by laboratory

Data through Feb 26, 2021 verified as of Feb 27, 2021 at 09:25 AM

Data in this report are provisional and subject to change.

The numbers in the table below represent the number of Florida and non-Florida residents for whom test results were received by the Department of Health. A person can be tested by more than one laboratory and can have both positive and negative results. **Therefore, the sum of the numbers in each column will be larger than the total number of people tested.**

Reporting lab	Inconclusive	Negative	Positive	Percent positive	Total
Kroger 895 - The Little Clinic Green Hills		2			2
UT PATH			2	100%	2
PHOEBE BERKS HEALTH CARE CENTER		2			2
LILY PHARMACY		2			2
WILLIAMSBURGH CHAI CARE		2			2
PANCARE HEALTH - FRANKLIN CO			2	100%	2
CVS OH4301POCT NORTHFIELD		2			2
GERM BUSTERS 911 LLC			2	100%	2
MINUTECLINIC DIAG OF IND LLC #1138		1	1	50%	2
MINUTECLINIC DIAGNOSTIC OF OHIO #6192		2			2
UW HOSPITAL AND CLINICS		1	1	50%	2
KANSAS CITY VA MEDICAL CENTER			2	100%	2
OAKMONT WEST- GREENVILLE SC		2			2
PALM MEDICAL CENTER - PLANT CITY		2			2
CARTER BLOOD CARE			2	100%	2
Kroger 412 - The Little Clinic Oxford		2			2
DELAWARE DIAGNOSTICS LABS			2	100%	2
NYUMC CLINICAL LABORATORIES			2	100%	2
REELFOOT FAMILY WALK IN CLINIC - TIPT		2			2
Kroger 441 - The Little Clinic Middletown		2			2
FRESENIUS KIDNEY CARE			2	100%	2
DOCTORS CARE OF PALM COAST			2	100%	2
CVS OH6185POCT PICKERINGTON		2			2
Iron County Medical Care Facility		2			2
CITRUS PARK			2	100%	2
MIDDLE TENN MENTAL HEALTH INSTITUTE		2			2
ADVOCATE SHERMAN HOSPITAL			2	100%	2
NORTH DAKOTA VETERANS HOME		2			2
CARESPOT URGENT CARE		1	1	50%	2
TGH Brandon Healthplex Laboratory			2	100%	2
Lake Charles Healthcare LLC dba Landmark Lake Charles			2	100%	2
ACCESS MEDICAL GROUP OF TAMPA II, INC		2			2
Sears Coastal Nursing and Rehab		2			2
FLORIDA DEPARTMENT OF HEALTH PINELLAS COUNTY-			2	100%	2
GOUVERNEUR HOSPITAL LABORATORY		2			2
UNIVERSITY OF MISSOURI HEALTH CARE			2	100%	2
PATIENT FIRST MEDICAL CENTER-CARYTOWN			2	100%	2
MEDEXPRESS URGENT CARE, LANCASTER WEST		1	1	50%	2
ADVENTIST HINSDALE HOSPITAL LABORATORY			2	100%	2
UNIVERSITY OF MIAMI SCCC RESEARCH LABORATORY			2	100%	2
GRACE HEALTHCARE OF LAKE WALES		1	1	50%	2
St. Josephs Hospital			2	100%	2
Warren Center for Rehabilitation and Nursing		2			2
CATHOLIC HEALTH LABORATORY SERVICES		2			2
ORLANDO HEALTH PHYSICIAN GROUP			2	100%	2
MEMORIAL HERMANN			2	100%	2

COVID-19: testing by laboratory

Data through Feb 26, 2021 verified as of Feb 27, 2021 at 09:25 AM

Data in this report are provisional and subject to change.

The numbers in the table below represent the number of Florida and non-Florida residents for whom test results were received by the Department of Health. A person can be tested by more than one laboratory and can have both positive and negative results. **Therefore, the sum of the numbers in each column will be larger than the total number of people tested.**

Reporting lab	Inconclusive	Negative	Positive	Percent positive	Total
CVS IN6713POCT BLOOMINGTON		2			2
MIAMI DADE MEDICAL RESEARCH INSTITUTE			2	100%	2
WEAKLEY COUNTY REHAB AND NURSING CENTER		2			2
CPL LABS			2	100%	2
INTEAM HEALTH, INC.			2	100%	2
SYLVAN NURSING			2	100%	2
Kroger 619 - The Little Clinic Hendersonville Indian Lake		2			2
CVS PA1657POCT YORK		1	1	50%	2
MIDDLEBURG PEDIATRICS			2	100%	2
US LABS		2			2
COOPER CLINIC			2	100%	2
DELRAY BEACH HEALTH DEPT LAB			2	100%	2
CVS IL1170POCT JOLIET		2			2
OSF ST JOSEPH MEDICAL CENTER			2	100%	2
A+ URGENT/PRIMARY CARE			2	100%	2
RAPID URGENT CARE - ALBANY			2	100%	2
CVS ME329POCT PORTLAND		2			2
SPRINGFIELD HOSPITAL LABORATORY			2	100%	2
NASSAU UNIVERSITY MEDICAL CENTER DEPT		1	1	50%	2
SANIBEL MEDICAL CLINIC			2	100%	2
INSPIRIT SENIOR LIVING			2	100%	2
MINUTECLINIC DIAGNOSTIC, PA #10252		2			2
BERGEN COUNTY SURGICAL AND ENDOSCOPY CENTER		2			2
BRITO MEDICAL CENTER			2	100%	2
FLAGLER PROFESSIONAL HEALTH CAE SERVICES INC		2			2
FKC AMELIA ISLAND DIALYSIS			2	100%	2
MEDEXPRESS URGENT CARE - MYLAN			2	100%	2
MIDLAND MEMORIAL HOSPITAL			2	100%	2
EXPEDIAN URGENT CARE			2	100%	2
STATE OF FLORIDA			2	100%	2
ARLINGTON DIALYSIS CENTER LLC		2			2
FIRST CHOICE MEDICAL PC			2	100%	2
DAYTON CHILDRENS HOSPITAL LAB			2	100%	2
CONEMAUGH MEMORIAL MEDICAL CENTER		2			2
PROVIDENCE LABORATORY SERVICES		2			2
SUNCOAST COMMUNITY HEALTH CENTERS INC		2			2
CHAPPEL GROUP RESEARCH, THE		2			2
RRMC CREEKSIDE LAB		2			2
MAGNOLIA MANOR OF COLUMBUS		2			2
CORMEUM LAB SERVICES, LLC			2	100%	2
SOUTH TAMPA AFTER HOURS CLINIC			2	100%	2
CVS PA7132POCT THORNDALE		2			2
SOUTHERN TENNESSEE MEDICAL CENTER			2	100%	2
MEMORIAL HEALTH UNIVERSITY MEDICAL CENTER			2	100%	2
PALM BAY COMMUNITY OUTPATIENT CLINIC		2			2
MEDLOGIC, LLC		2			2

COVID-19: testing by laboratory

Data through Feb 26, 2021 verified as of Feb 27, 2021 at 09:25 AM

Data in this report are provisional and subject to change.

The numbers in the table below represent the number of Florida and non-Florida residents for whom test results were received by the Department of Health. A person can be tested by more than one laboratory and can have both positive and negative results. **Therefore, the sum of the numbers in each column will be larger than the total number of people tested.**

Reporting lab	Inconclusive	Negative	Positive	Percent positive	Total
NEMOURS CHILDRENS PRIMARY CARE			2	100%	2
FLORIDA CLINICAL LABORATORY INC			2	100%	2
SANTA ROSA COUNTY HEALTH DEPARTMENT			2	100%	2
WALKONCLINIC			2	100%	2
TRUSTBRIDGE			2	100%	2
MEDEXPRESS URGENT CARE-WILKINS TOWNSHIP, WILLIAM PENN HIGHWAY		2			2
TULANE MEDICAL CENTER			2	100%	2
EXPRESSCARE URGENT CARE CENTER			2	100%	2
WHITESANDS OUTPATIENT TREATMENT		2			2
OCALA REGIONAL KIDNEY CENTER EAST			2	100%	2
Kroger 130 - The Little Clinic Colorado Springs		2			2
BFT LAB			2	100%	2
MEMORIAL HEALTH SYSTEM		1	1	50%	2
LOWELL GENERAL HOSPITAL			2	100%	2
WILSON MEMORIAL HOSPITAL			2	100%	2
MEDEXPRESS URGENT CARE - SPRINGDALE, S 40TH STREET		2			2
MARQUESA MEDICAL		2			2
PHYSICIANS CARE INC		1	1	50%	2
Kroger 127 - The Little Clinic Lakewood-Alameda		2			2
Alden Terrace of McHenry			2	100%	2
CERTIVIA LABORATORIES			2	100%	2
University Center East			2	100%	2
BD MEDICAL SYSTEMS			2	100%	2
Beth Sholom Home of Eastern Virginia		1	1	50%	2
MORRISTOWN MEMORIAL HOSPITAL		2			2
MEMORIAL HERMANN HOSPITAL			2	100%	2
CVS IL8753POCT CHICAGO		2			2
SOUTHSIDE FAMILY MEDICAL		2			2
CVS PA258POCT MCKEES ROCKS		2			2
MEDEXPRESS - WILMINGTON KIRKWOOD HIGHWAY		2			2
CVS OH6149POCT UPPER ARLINGTON		1	1	50%	2
Kroger 426 - The Little Clinic Suwanee		2			2
CENTRAL ARKANSAS VETERANS HEALTHCARE SYSTEM - VETERANS AFFAIRS			2	100%	2
CVS PA10034POCT PITTSBURGH		2			2
JACKSON LABORATORY OF GENOMIC MEDICINE		2			2
SUMMERFIELD RETIREMENT LIVING, INC			2	100%	2
GEISINGER MEDICAL CENTER		2			2
BAY CORRECTIONAL AND REHABILITATION FACILITY			2	100%	2
Alden Des Plaines			2	100%	2
FLORIDA KEYS PED & ADOLES CTR			2	100%	2
VA CBOC			2	100%	2
CARE NOW DENTON			2	100%	2
IMMEDIATE CARE PA		1	1	50%	2
CVS IL7017POCT BLOOMINGTON		2			2
PREMIER PEDIATRICS			2	100%	2
ManorCare Rehab Center of Marietta		2			2

COVID-19: testing by laboratory

Data through Feb 26, 2021 verified as of Feb 27, 2021 at 09:25 AM

Data in this report are provisional and subject to change.

The numbers in the table below represent the number of Florida and non-Florida residents for whom test results were received by the Department of Health. A person can be tested by more than one laboratory and can have both positive and negative results. **Therefore, the sum of the numbers in each column will be larger than the total number of people tested.**

Reporting lab	Inconclusive	Negative	Positive	Percent positive	Total
LEGACY LABORATORY SERVICES			2	100%	2
BUCKINGHAM PLACE ALF		2			2
University Plaza Rehabilitation and Nursing			2	100%	2
VILLA HEALTH NH LLC			2	100%	2
TRUE HEALTH INC			2	100%	2
MD NOW URGENT CARE CENTER INC.			2	100%	2
DUKE HEALTH REGIONAL HOSPITAL			2	100%	2
Kroger 477 - The Little Clinic Fort Mitchell		2			2
MEDICAL ASSOCIATES OF BREVARD DR S VYAS			2	100%	2
BUFFALO CROSSINGS HEALTHCARE AND REHABILITATION CENTER			2	100%	2
MINUTECLINIC, LLC, DBA MINUTECLINIC #4		2			2
CVS SC2269POCT COLUMBIA		2			2
MEDEXPRESS URGENT CARE - SPRINGFIELD, COOLEY ST		2			2
TAMPA INTERNATIONAL AIRPORT			2	100%	2
WESTMINSTER SUNCOAST			2	100%	2
PREMIER MEDICAL LABORATORY			2	100%	2
NYU WINTHROP LABORATORY		2			2
HPH HOME CARE		1	1	50%	2
LABCORP OF AMERICA HOLDINGS		1	1	50%	2
FAMILY FIRST PEDIATRICS			2	100%	2
SEACOAST PATHOLOGY PROFESSIONAL ASSOC		2			2
ADVANCE FAMILY PRACTICE LLC□			2	100%	2
KIVA AT MOUNT DORA			2	100%	2
THE RIM URGENT CARE			2	100%	2
CVS M05724POCT KANSAS CITY		2			2
FLORIDA MEDICAL CLINIC CARDIOLOGY-ZH			2	100%	2
MIDWAY PRIMARY CARE LLC		2			2
CVS PA2688POCT COLLEGEVILLE		2			2
ST JOSEPH'S HOSPITAL INC			2	100%	2
FLORIDA DEPARTMENT OF HEALTH IN ALACHUA COUNTY -			2	100%	2
DALLAS VA MEDICAL CENTER - VA NORTH TEXAS HEALTH CARE SYSTEM			2	100%	2
SHELL POINT HOME HEALTH			2	100%	2
ROCKEFELLER UNIVERSITY CLINICAL GENOMICS LABORATOR		2			2
JUPITER PEDIATRIC ASSOCIATES, PA		1	1	50%	2
IN & OUT URGENT CARE METAIRIE			2	100%	2
LACORP		1	1	50%	2
GILCHRIST COUNTY FIRE DEPARTMENT			2	100%	2
JULIE STAATS DO		2			2
Macon Valley Nursing and Rehabilitation Center		2			2
LIFESPRING COMMUNITY HEALTH		2			2
ADVANCED MEDICAL OF FLORIDA			2	100%	2
HUMILITY OF MARY HEALTH PARTNERS			2	100%	2
ASSOCIATES IN UROGYNECOLOGY MD LLC		2			2
UNIVERSITY COMMUNITY HEALTH SERVICES		1	1	50%	2
MEDEXPRESS URGENT CARE - MARTINSVILLE		2			2
BAYCARE OUTREACH LAB			2	100%	2

COVID-19: testing by laboratory

Data through Feb 26, 2021 verified as of Feb 27, 2021 at 09:25 AM

Data in this report are provisional and subject to change.

The numbers in the table below represent the number of Florida and non-Florida residents for whom test results were received by the Department of Health. A person can be tested by more than one laboratory and can have both positive and negative results. **Therefore, the sum of the numbers in each column will be larger than the total number of people tested.**

Reporting lab	Inconclusive	Negative	Positive	Percent positive	Total
THE EDGEWATER AND WATERMAN VILLAGE			2	100%	2
COOK HOSPITAL AND CARE CENTER		1	1	50%	2
CITY OF NEW YORK DEPARTMENT OF HEALTH			2	100%	2
MINUTE CLINIC DIAGNOSTIC OF KANSAS PA		2			2
Iowa Veterans Home		2			2
AYASS BIOSCIENCE LLC			2	100%	2
ATLAS GENOMICS			2	100%	2
QUEST DIAGNOSTICS INCORPORATED			2	100%	2
CLINICAL CARE INC			2	100%	2
JORDAN VALLEY MEDICAL CENTER			2	100%	2
ST. MARY'S MEDICAL CENTER EVANSVILLE, INC			2	100%	2
CSS- TWELVE OAKS			2	100%	2
FRASER MEMORIAL HOSPITAL		1	1	50%	2
PM PEDIATRICS OF BAYSIDE, PLLC - MANHASSET		2			2
STAGES OF LIFE MEDICAL INSTITUTE			2	100%	2
Kroger 550 - The Little Clinic Bellevue		2			2
BLUEWATER TOXICOLOGY			2	100%	2
PRIMACARE MEDICAL LAKEWOOD			2	100%	2
SYNEOS HEALTH			2	100%	2
John Knox Manor Inc II		1	1	50%	2
ADVENTHEALTH MEDICAL GROUP INTERNAL MEDICINE AT			2	100%	2
Greystone Nursing and Rehab, LLC			2	100%	2
TENNESSEE DEPARTMENT OF HEALTH (TDH) - REGIONAL LABORATORY			2	100%	2
Loretto Health and Rehabilitation Center		2			2
Birchaven		2			2
MEDEXPRESS URGENT CARE - JEANNETTE		2			2
FLORIDA MEDICAL CLINIC RADIOLOGY DALE MABRY		2			2
THE WINDSOR ORTEGA		2			2
HOME ACCESS HEALTH			2	100%	2
MEDEXPRESS URGENT CARE - BROOKHAVEN		2			2
RAPID MEDLAB (004M0)		2			2
MEDEXPRESS URGENT CARE-SALINA, S 9TH ST		2			2
EDGEWATER RETIREMENT MANOR			2	100%	2
POINT OF CARE PRIVATE HEALTH MANAGEMENT			2	100%	2
DEKALB MEDICAL CENTER LABORATORY			2	100%	2
BMC/JACSONVILLE		1	1	50%	2
RICHICHI FAMILY HEALTH			2	100%	2
PRIMARY HEALTH CARE ASSOCIATES INC			2	100%	2
JMC TALLAHASSEE, LLC			2	100%	2
ILLINOIS DEPT OF PUBLIC HEALTH LABS			2	100%	2
ASCENSION ST MICHAEL'S HOSPITAL LAB		1	1	50%	2
MINUTECLINIC DIAGNOSTIC OF PA LLC		2			2
AFTER HOURS PEDS			2	100%	2
MAJESTIC GUARDIANS			2	100%	2
RIGHT AT HOME			2	100%	2
PEACEHEALTH CENTRAL		2			2

COVID-19: testing by laboratory

Data through Feb 26, 2021 verified as of Feb 27, 2021 at 09:25 AM

Data in this report are provisional and subject to change.

The numbers in the table below represent the number of Florida and non-Florida residents for whom test results were received by the Department of Health. A person can be tested by more than one laboratory and can have both positive and negative results. **Therefore, the sum of the numbers in each column will be larger than the total number of people tested.**

Reporting lab	Inconclusive	Negative	Positive	Percent positive	Total
HAMILTON CHD		2			2
MARINA ISLE ASSISTED LIVING		2			2
Lakeside Oaks Care Center			2	100%	2
CVS NC3803POCT MOORESVILLE		2			2
CROSSROADS URGENT CARE DBA URGENT TEA		2			2
NOVA SOUTHEASTERN UNIVERSITY - STUDENT MEDICAL CTR			2	100%	2
MAYO CLINIC GROUP PRACTICE LABORATORY			2	100%	2
Avanti Wellness and Rehab			2	100%	2
MEDICAL CENTER LABORATORY			2	100%	2
WESTERN NEW YORK IMMEDIATE MEDICAL CAR		2			2
GENEVA FAMILY HEALTH			1	100%	1
TMH URGENT CARE CENTER			1	100%	1
ADVANCE HEALTH AND WELLNESS SOLUTIONS			1	100%	1
Carrollton Manor Inc		1			1
Walgreens #3661		1			1
PENINSULA REGIONAL MED CTR LAB			1	100%	1
CLEVELAND HEARTLAB			1	100%	1
DOYLESTOWN HOSPITAL			1	100%	1
TILLAMOOK COUNTY GENERAL HOSPITAL LAB		1			1
Garden View Care Center at Dougherty Ferry		1			1
ALPHA CLINICAL LABORATORY CORP.			1	100%	1
WINDSOR MANOR			1	100%	1
THE NEW JEWISH HOME		1			1
DOCTORS CARE - GREER		1			1
STERLING HOUSE OF PORT ORANGE		1			1
MISSION HOSPITAL - MEMORIAL CAMPUS			1	100%	1
KIOSK MEDICINE OF KENTUCKY LLC		1			1
Lenbrook		1			1
PARK AVENUE DERMATOLOGY NORTH			1	100%	1
INNOVATIVE CARE II LLC			1	100%	1
Smg/North Jersey Hematology & Oncology		1			1
Walgreens #5421		1			1
HEARTLAND PHARMACY SEBRING			1	100%	1
ATMORE COMMUNITY HOSPITAL			1	100%	1
Cottage of the Shoals		1			1
FIRST PHYSICIANS GROUP - LORRAINE CORNERS		1			1
Advanced Rehabilitation of Vernon		1			1
Melbourne Terrace Rehabilitation Center			1	100%	1
BLACKBAG DIGITAL HEALTH LLC		1			1
TRIDENT ANTI AGING LLC			1	100%	1
Harris Hill Nursing Facility		1			1
WEST VIRGINIA LABORATORIES			1	100%	1
COX HEALTH SOUTH LAB			1	100%	1
TRUMAN MEDICAL CENTER - HOSPITAL HILL			1	100%	1
CVS TX1057POCT SAN ANTONIO		1			1
INTERNAL MEDICINE EMILIA MURRAY MD PA		1			1

COVID-19: testing by laboratory

Data through Feb 26, 2021 verified as of Feb 27, 2021 at 09:25 AM

Data in this report are provisional and subject to change.

The numbers in the table below represent the number of Florida and non-Florida residents for whom test results were received by the Department of Health. A person can be tested by more than one laboratory and can have both positive and negative results. **Therefore, the sum of the numbers in each column will be larger than the total number of people tested.**

Reporting lab	Inconclusive	Negative	Positive	Percent positive	Total
BAM INC		1			1
MARINA DEL REY HOSPITAL LAB			1	100%	1
ABINGTON MEMORIAL HOSPITAL			1	100%	1
ST JOSEPHS CHILDRENS HOSPITAL PEDI TRANSPORT			1	100%	1
CVS MA969POCT PALMER		1			1
Regency Square			1	100%	1
THE INTERNAL MEDICAL GROUP		1			1
CORNERSTONE OF RECOVERY INC		1			1
WOODHILLS LABS			1	100%	1
PREMIER MOBILE HEALTH SERVICES, LLC			1	100%	1
FLORIDA DEPARTMENT OF HEALTH IN CITRUS COUNTY		1			1
LAKE COMMUNITY ACTION AGENCY		1			1
MEDEXPRESS URGENT CARE - LAWTON		1			1
MISSOURI DEPT. OF HEALTH			1	100%	1
LEELANAU OPCO, LLC		1			1
Bay View Nursing and Rehabilitation Center			1	100%	1
IM&P WELLNES CENTER			1	100%	1
PAUL C SCHWARTZ & MELVIN L WEIDMAN		1			1
XSTREMEMD			1	100%	1
MANOR CARE OF DELRAY BEACH FL LLC		1			1
HIGH DESERT COURT GROUP HOME			1	100%	1
Villa Maria			1	100%	1
NULL			1	100%	1
ST CATHERINE HOSPITAL LABORATORY			1	100%	1
OKLAHOMA BLOOD INSTITUTE			1	100%	1
COASTAL PEDIATRICS LLC			1	100%	1
ADVENTHEALTH MEDICAL GROUP FAMILY AND INTERNAL			1	100%	1
PASCO COUNTY HEALTH DEPARTMENT			1	100%	1
TRAVIS LEE THOMPSON MD			1	100%	1
MARK HOANG MD PA			1	100%	1
WALGREENS #5130			1	100%	1
CENTRAL FLORIDA INTERNAL OCCUPATIONAL AND		1			1
IVAN, MAYA			1	100%	1
TWIN			1	100%	1
DEVLIN MANOR NURSING AND REHABILITATION		1			1
CONCORDIA MANOR			1	100%	1
GARDENS PEDIATRICS LAB			1	100%	1
HENRICO DOCTOR'S LABORATORY			1	100%	1
Metairie Healthcare Center			1	100%	1
MID-FLORIDA PATHOLOGY LLC		1			1
BROOKDALE AVONDALE (BU 04360)			1	100%	1
HAWAII DEPARTMENT OF HEALTH LAB			1	100%	1
GAMMA HEALTHCARE, INC		1			1
SPHERE DX			1	100%	1
NABI		1			1
SCRIPTS PLUS INC DBA THE MEDICINE SHOP		1			1

COVID-19: testing by laboratory

Data through Feb 26, 2021 verified as of Feb 27, 2021 at 09:25 AM

Data in this report are provisional and subject to change.

The numbers in the table below represent the number of Florida and non-Florida residents for whom test results were received by the Department of Health. A person can be tested by more than one laboratory and can have both positive and negative results. **Therefore, the sum of the numbers in each column will be larger than the total number of people tested.**

Reporting lab	Inconclusive	Negative	Positive	Percent positive	Total
Kroger - KR070300083			1	100%	1
Englewood Health Care Center		1			1
RABI SINHA, MD		1			1
MINUTECLINIC DIAG OF IND, LLC #4368		1			1
FRESENIUS KIDNEY CARE FORT WALTON BEACH			1	100%	1
Pinnacle Assisted Living			1	100%	1
FAMILY PHYSICIANS OF WINTER PARK, INC			1	100%	1
BAPTIST HEALTH PRIMARY CARE AT CUTLER BAY			1	100%	1
CARSON NURSING AND REHABILITATION CENTER		1			1
ARNOLD PALMER HOSPITAL LAB POCT		1			1
BASCOM PALMER-MICRO LAB			1	100%	1
ST. JOHN HOSPITAL & MEDICAL CENTER			1	100%	1
MEDEXPRESS URGENT CARE - BENTON		1			1
CVS IL2297144CV CHICAGO		1			1
ORMOND BEACH DIALYSIS			1	100%	1
MINUTE CLINIC DIAGNOSTIC MED GRP OF CA		1			1
KNOX COMMUNITY HOSPITAL			1	100%	1
GREYSTONE HOME HEALTH OF GREATER ORLANDO LLC		1			1
CAROMONT HEALTH			1	100%	1
FLORIDA DIGESTIVE AND LIVER SPECIALISTS			1	100%	1
HOLSTON MEDICAL GROUP		1			1
CLUB HEALTH AND REHABILITATION CENTER, THE		1			1
KEATING SPORTS CENTER		1			1
HEALTHPLUS			1	100%	1
IVY CREEK HEALTHCARE & WELLNESS CENTRE			1	100%	1
QLABS			1	100%	1
NEMOURS CHILDREN'S PRIMARY CARE			1	100%	1
SOUTH FLORIDA URGENT CARE CENTERS, LLC			1	100%	1
MEDEXPRESS URGENT CARE - WAYNESBURG		1			1
UHEALTH CARDIOLOGY			1	100%	1
MD NOW MEDICAL CENTERS, INC			1	100%	1
GADSDEN FAMILY PRACTICE		1			1
MEDIPLUS CLINIC, INC			1	100%	1
SOUTHERN FAMILY HEALTH			1	100%	1
FRESENIUS SOUTH FORT MYERS		1			1
CVS AZ4795POCT MESA		1			1
MCCALLIE SCHOOL-STUDENT HEALTH CENTER		1			1
DUKE UNIVERSITY POINT OF CARE TESTING PROGRAM			1	100%	1
HOWELL BRANCH COURT			1	100%	1
Bolingreen Health and Rehabilitation		1			1
MARTIN LUTHER KING RENAL INSTITUTE			1	100%	1
CLIFTON-FINE HOSPITAL LABORATORY		1			1
BAXTER REGIONAL MEDICAL CENTER			1	100%	1
MARYLAND DEPARTMENT OF HEALTH AND MENTAL HYGIENE			1	100%	1
SACRED HEART HOSPITAL NURSING			1	100%	1
LAKE LURE HEALTH CENTER			1	100%	1

COVID-19: testing by laboratory

Data through Feb 26, 2021 verified as of Feb 27, 2021 at 09:25 AM

Data in this report are provisional and subject to change.

The numbers in the table below represent the number of Florida and non-Florida residents for whom test results were received by the Department of Health. A person can be tested by more than one laboratory and can have both positive and negative results. **Therefore, the sum of the numbers in each column will be larger than the total number of people tested.**

Reporting lab	Inconclusive	Negative	Positive	Percent positive	Total
CVS CA9803POCT RIVERSIDE		1			1
FREDERICK MEMORIAL HOSPITAL			1	100%	1
SMA BEHAVIORAL HEALTH SERVICES INC		1			1
CVS MA594POCT FALMOUTH		1			1
CAREFIRST URGENT CARE - BEECHMONT			1	100%	1
CENTRAL FLORIDA MEDICAL CARE			1	100%	1
HELIX BIOMEDICS LLC			1	100%	1
CONSULATE HEALTH CARE OF VERO BEACH			1	100%	1
WELLMED AT LINEBAUGH AVE			1	100%	1
SIGNATURE CARE MIDLAND			1	100%	1
HILTON HEAD HOSPITAL/INPATIENT			1	100%	1
WAKE FOREST MEDICAL CENTER LABORATORY			1	100%	1
RESIDENCES AT MIAMI / REIGN GARDENS LLC, THE			1	100%	1
SIGNATURE CARE MEMORIAL CITY			1	100%	1
COMMUNITY MEDICAL CARE			1	100%	1
DOCTORS CARE - AIKEN MALL			1	100%	1
HOLY CITY MED URGENT CARE			1	100%	1
HUDSON REGIONAL HOSPITAL			1	100%	1
NHC HealthCare Anniston		1			1
CVS GA5622POCT DALLAS		1			1
Kroger 923 - The Little Clinic Centerville		1			1
INDIGO PALMS			1	100%	1
SIGNATURE CARE COLLEGE STATION			1	100%	1
ABSOLUTE CAREGIVERS HOME HEALTH AGENCY INC			1	100%	1
MY WELLNESS EXPRESS			1	100%	1
BIODORON LABORATORIES			1	100%	1
Kroger 618 - The Little Clinic Trail Creek Village		1			1
MISSION REGIONAL MEDICAL CENTER			1	100%	1
ARIZONA STATE LABORATORY			1	100%	1
FLORIDA STATE UNIVERSITY HEALTH SERVICES			1	100%	1
STANLY REGIONAL MEDICAL CENTER			1	100%	1
CARENOW LAKE WORTH			1	100%	1
RIVERSIDE COUNTY PUBLIC HEALTH LABORATORY			1	100%	1
BETHESDA HEALTH PHYSICIANS GROUP		1			1
PACE UNIVERSITY HEALTH CARE		1			1
BREVARD FAMILY WALK IN CLINIC			1	100%	1
COSTCO PHARMACY #1023			1	100%	1
STATE OF CALIFORNIA DOH SERVICES			1	100%	1
KIDS CARE PEDIATRICS PA			1	100%	1
CARE CONNECTIONS AT HOME LLC			1	100%	1
UUHC - REDSTONE HEALTH CENTER LABORATORY			1	100%	1
ADVANCED LABORATORY SERVICES			1	100%	1
ADVANTA LABS, LLC		1			1
UNIVERSITY URGENT CARE			1	100%	1
STAMFORD HOSPITAL			1	100%	1
CVS OH4300POCT STRONGSVILLE		1			1

COVID-19: testing by laboratory

Data through Feb 26, 2021 verified as of Feb 27, 2021 at 09:25 AM

Data in this report are provisional and subject to change.

The numbers in the table below represent the number of Florida and non-Florida residents for whom test results were received by the Department of Health. A person can be tested by more than one laboratory and can have both positive and negative results. **Therefore, the sum of the numbers in each column will be larger than the total number of people tested.**

Reporting lab	Inconclusive	Negative	Positive	Percent positive	Total
CVS MI8091POCT FRASER		1			1
JOHN PETER SMITH HOSPITAL- OB TRIAGE			1	100%	1
SAINT JOSEPHS HOSPITAL OF ATLANTA			1	100%	1
SOUTHWESTERN STATE HOSPITAL LABORATORY			1	100%	1
San Antonio Residence and Rehabilitation Center		1			1
FAU MEMORY & WELLNESS CENTER			1	100%	1
FAIRVIEW HOSPITAL			1	100%	1
MEMORIAL SATILLA HEALTH			1	100%	1
SOUTHERN HILLS MEDICAL CENTER			1	100%	1
ATLANTIC DIAGNOSTICS			1	100%	1
PowerBack Piscataway Center		1			1
ManorCare Yeadon		1			1
HARTFORD HEALTH CARE & REHABILITATION			1	100%	1
BAYLOR SCOTT & WHITE ALL SAINTS MEDICAL CENTER FT			1	100%	1
ASHLEY PEDIATRICS DAY & NIGHT CLINIC			1	100%	1
Grays Harbor Health and Rehabilitation		1			1
FLORIDA KEYS PED AND ADOLES CTR			1	100%	1
ADDINGTON PLACE EAST LAKE		1			1
ATLANTIS VISION CENTER			1	100%	1
MEMORIAL MEDICAL CENTER			1	100%	1
TMH PHYSICIAN PARTNERS			1	100%	1
FLORIDA HOSPITAL TRANSPLANT CENTER		1			1
ANY LAB TEST FAST CORP			1	100%	1
HAWKEYE CARE CENTER DUBUQUE		1			1
HEARTLAND REGIONAL MEDICAL CENTER		1			1
NANCY M WORTHINGTON MD PA			1	100%	1
ST LUKES SURGICAL AT THE VILLAGES INC			1	100%	1
HOME AIDE SVC OF EASTERN NY INC D/B/A		1			1
CVS OH4359POCT HUDSON		1			1
1ST CHOICE URGENT CARE CENTER LLC			1	100%	1
BLACK SHEEP MEDICAL			1	100%	1
ORLANDO HEALTH PHYSICIAN GROUP INC			1	100%	1
ORMOND MEDICAL ARTS FAMILY PRACTICE PL			1	100%	1
Cooperstown Center for Nursing and Rehabilitation		1			1
Allen Health and Rehabilitation		1			1
PEDIATRIC PARTNERS OF ZEPHYRHILLS PA			1	100%	1
LABONE		1			1
NORTH CAROLINA STATE LABORATORY OF PUBLIC HEALTH, SPECTRUM LAB NETWORK			1	100%	1
Southwest Louisiana Veterans Home			1	100%	1
CVS MO5727POCT PLATTE CITY		1			1
ASHLEY PEDIATRICS DAY AND NIGHT CLINIC			1	100%	1
Villages of St.Peters		1			1
PALM COAST DRAW STATION/AMERICAN HEALTH ASSOCIATES		1			1
MEDICAL CITY DENTON			1	100%	1
MED TECH CLINICAL LABORATORY		1			1
WINCHESTER HOSPITAL			1	100%	1

COVID-19: testing by laboratory

Data through Feb 26, 2021 verified as of Feb 27, 2021 at 09:25 AM

Data in this report are provisional and subject to change.

The numbers in the table below represent the number of Florida and non-Florida residents for whom test results were received by the Department of Health. A person can be tested by more than one laboratory and can have both positive and negative results. **Therefore, the sum of the numbers in each column will be larger than the total number of people tested.**

Reporting lab	Inconclusive	Negative	Positive	Percent positive	Total
SANCHEZ CAZAU MEDICAL GROUP			1	100%	1
PINELLAS POINT NURSING AND REHAB CENTER			1	100%	1
PEDIATRIC URGENT CARE CENTR OF FORT WORTH-LA GRAN			1	100%	1
Accordius Health at Harrisonburg		1			1
DECATUR MORGAN HOSPITAL - DECATUR GENE		1			1
CHATEAU MADELEINE - SENIOR LIVING & MEMORY CARE			1	100%	1
GENESIS HOME HEALTH CARE SERVICES OF			1	100%	1
EXPRESS LAB LIVINGSTON			1	100%	1
NORTHEAST TEXAS DIALYSIS		1			1
NORTH SHORE HEMATOLOGY-ONCOLOGY ASSOCIATES		1			1
HAMILTON CI MAIN UNIT ANNEX/ WORK CAMP			1	100%	1
FLORIDA HEART AND VASCULAR MULTISPECIALTY GROUP PA			1	100%	1
PENNY PEDIATRICS		1			1
CVS IN6608POCT NEW PALESTINE			1	100%	1
RAPID MEDLAB (002MO)		1			1
JOHNSON MEDICAL SERVICES			1	100%	1
FAMILY MEDICAL CENTERS			1	100%	1
TMH PHYSICIAN PARTNERS WAKULLA			1	100%	1
JOHN D. ARCHBOLD MEMORIAL HOSPITAL			1	100%	1
CENTRAL TX URGENT CARE			1	100%	1
NEW YORK CITY DEPARTMENT OF HEALTH			1	100%	1
Monument Health Custer Care Center		1			1
HIBISCUS COURT			1	100%	1
HARDIN MEMORIAL HOSPITAL - HEARTLAND PATHOLOGY CONSULTANTS			1	100%	1
CVS MA1845POCT WILMINGTON		1			1
MED BAR LLC		1			1
AVERA ST. MARY'S HOSPITAL			1	100%	1
GOOD SAMARITAN SOCIETY-FOREST CITY		1			1
AURORA MEDICAL CENTER-KENOSHA			1	100%	1
CHC			1	100%	1
WMC HEALTH GROUP OF KISSIMMEE LLC			1	100%	1
Long Beach Care Center			1	100%	1
WATERS EDGE ELEMENTARY SCHOOL			1	100%	1
WALMART PHARMACY 10-4554		1			1
MEDEXPRESS URGENT CARE - WICHITA, N MAIZE RD		1			1
WESTON COUNTY HEALTH SERVICES			1	100%	1
WELLPATH			1	100%	1
MEMORIAL HOSPITAL LOS BANOS			1	100%	1
TITUSVILLE CENTER FOR SURGICAL EXCELLENCE LLC		1			1
WHEATON FRANCISCAN LABORATORY			1	100%	1
HALE KUPUNA HERITAGE HOME		1			1
PALMA CEIA MED GROUP-SWANN		1			1
Kroger 569 - The Little Clinic Gallatin		1			1
SEATTLE-KING COUNTY			1	100%	1
CVS OH2486POCT NILES			1	100%	1
CVS M08595POCT RAYMORE		1			1

COVID-19: testing by laboratory

Data through Feb 26, 2021 verified as of Feb 27, 2021 at 09:25 AM

Data in this report are provisional and subject to change.

The numbers in the table below represent the number of Florida and non-Florida residents for whom test results were received by the Department of Health. A person can be tested by more than one laboratory and can have both positive and negative results. **Therefore, the sum of the numbers in each column will be larger than the total number of people tested.**

Reporting lab	Inconclusive	Negative	Positive	Percent positive	Total
NORTH WEST FLORIDA DIAGNOSTIC ENOCRINOLOGY CLINIC			1	100%	1
Virginia Gay Nursing and Rehab		1			1
BRITTNEY WHELIHAN IRWIN ARNP LLC			1	100%	1
Kroger 63 - The Little Clinic Glassford Hill Rd		1			1
APS-SUMMIT CARE PHARMACY, LLC DBA OMNICARE		1			1
HALIFAX HEALTH PRIMARY CARE ORMOND			1	100%	1
SUPERKIDS PEDIATRICS			1	100%	1
CLARKSVILLE HEALTH SYSTEM			1	100%	1
NF Escambia, LLC DBA Olive BranchHealth and Rehabilitaion Center			1	100%	1
BROADWAY HEALTH FLORIDA MEDICAL CLINIC URGENT CARE			1	100%	1
LIFE CARE CENTER OF HILTON HEAD		1			1
WRIGHT PATTERSON AFB MEDICAL CENTER			1	100%	1
NORDX			1	100%	1
EVANS FAMILY CARE PA			1	100%	1
FHPG SURGICAL ASSOCIATES OF EAST PASCO			1	100%	1
WEST FLORIDA HOSPITAL LABORATORY			1	100%	1
CVS IL2798POCT CHICAGO			1	100%	1
BIOMERIEUX			1	100%	1
URGENT DOC -NACOGODOCHES CLINIC			1	100%	1
SOUTHERN SPRINGS HEALTH CARE		1			1
MERCY MEDICAL CENTER INC			1	100%	1
MBMG OF WINTER HAVEN			1	100%	1
WASHINGTONVILLE PHARMACY INC		1			1
THE CHRIST HOSPITAL			1	100%	1
Crisp Regional Nursing and Rehab Center		1			1
BLOOD SYSTEMS LABORATORIES			1	100%	1
ALTA BATES SUMMIT MEDICAL CENTER CLINICAL LAB			1	100%	1
PEDIATRIC ASSOCIATES - MIAMI LAKES		1			1
FAMILY PRACTICE OF CENTRAL FLORIDA PA			1	100%	1
CVS AZ3749POCT GOODYEAR		1			1
MEDEXPRESS URGENT CARE - TOPEKA, SW WANAMAKER RD		1			1
YOUTH HEALTH CENTER OF HUNTINGTON		1			1
Summit Medical Group Morristown Oncology		1			1
Good Samaritan Society - Albion		1			1
MADISON FACILITY INC			1	100%	1
CVS PA1074POCT KENNETT SQUARE		1			1
SIMPLY HEALTHCARE AND WELLNESS CLINIC, PC			1	100%	1
Bayou Vista Community Care Center			1	100%	1
GENESEE COUNTY HEALTH DEPARTMENT		1			1
JPS HEALTH CENTER AT TRUE WORTH PLACE			1	100%	1
ADVENTHEALTH MEDICAL GROUP PEDIATRICS DIABETES &			1	100%	1
REELFOOT FAMILY WALK-IN CLINIC		1			1
Kroger 699 - The Little Clinic Smyrna		1			1
EASTMAN HEALTHCARE & REHAB		1			1
GENESIS MICROBIOLOGY LAB		1			1
INDIANA STATE DEPARTMENT OF HEALTH CLINIC MICROBIOLOGY		1			1

COVID-19: testing by laboratory

Data through Feb 26, 2021 verified as of Feb 27, 2021 at 09:25 AM

Data in this report are provisional and subject to change.

The numbers in the table below represent the number of Florida and non-Florida residents for whom test results were received by the Department of Health. A person can be tested by more than one laboratory and can have both positive and negative results. **Therefore, the sum of the numbers in each column will be larger than the total number of people tested.**

Reporting lab	Inconclusive	Negative	Positive	Percent positive	Total
OUCH URGENT CARE			1	100%	1
C A R E S		1			1
ADVENTHEALTH MEDICAL GROUP UROLOGY AT EAST ORLANDO		1			1
CVS TX3292POCT WYLIE		1			1
Signature Healthcare of Palm Beach			1	100%	1
PROGRESSIVE MEDICAL RESEARCH			1	100%	1
CROSSROADS URGENT CARE PLLC		1			1
CTMD MEDICAL CENTER, PA			1	100%	1
MINUTECLINIC DIAG OF IND, LLC #6250		1			1
DORA HOME CARE			1	100%	1
TAMPA GENERAL MEDICAL GROUP LABORATORY HEALTHPARK			1	100%	1
VIVIAN SIMMONS FAMILY PRACTICE			1	100%	1
Kroger 519 - The Little Clinic Staples Mill Road		1			1
HELIX URGENT CARE			1	100%	1
DAYTONA BEACH CENTRA CARE			1	100%	1
MARQUETTE GENERAL HOSPITAL			1	100%	1
CHIPLEY DIALYSIS			1	100%	1
BAPTIST MINOR MEDICAL CENTER			1	100%	1
ORMOND PEDIATRICS PA			1	100%	1
HEART HOSPITAL OF LAFAYETTE: EMERGENCY ROOM			1	100%	1
PINEBROOK CARE AND REHABILITATION CENTER□			1	100%	1
Portsmouth Health and Rehab			1	100%	1
Manor Care of Dallastown d/b/a ManorCare Health Services - Dallastown		1			1
Urgent Care 24/7 Orlando LLC			1	100%	1
FIT4LIFE MEDICAL CENTER			1	100%	1
CELEBRATION FAMILY PHYSICIANS LLC			1	100%	1
NULEASE MEDICAL SOLUTIONS			1	100%	1
Altenheim Senior Living		1			1
NICKLAUS CHILDREN'S DORAL OUTPATIENT CENTER			1	100%	1
LABORATORY SERVICES SGHS - CAMDEN		1			1
Big River Nursing and Rehab		1			1
MYCLINIC, INC			1	100%	1
NORTHEAST FLORIDA INTERNAL MEDICINE PA		1			1
ROSE MEDICAL CENTER LAB			1	100%	1
VERITAS GENETICS, INC.			1	100%	1
UT HEALTH RGV CLINICAL LABORATORY			1	100%	1
Cerenity Senior Care-White Bear Lake		1			1
LANCASHIRE HALL NURSING AND REHABILITATION CENTER		1			1
CARE ADVANTAGE			1	100%	1
CVS IN6555POCT BROWNSBURG		1			1
CVS PHARMACY			1	100%	1
CHIPOLA QUICK CARE			1	100%	1
MRMC LAB MICRO			1	100%	1
INTERIM HEALTHCARE OF PALM COAST			1	100%	1
ACCESS HEALTH CARE PHYSICIANS, LLC		1			1
ADVENTHEALTH MEDICAL GROUP ADULT AND SENIOR HEALTH			1	100%	1

COVID-19: testing by laboratory

Data through Feb 26, 2021 verified as of Feb 27, 2021 at 09:25 AM

Data in this report are provisional and subject to change.

The numbers in the table below represent the number of Florida and non-Florida residents for whom test results were received by the Department of Health. A person can be tested by more than one laboratory and can have both positive and negative results. **Therefore, the sum of the numbers in each column will be larger than the total number of people tested.**

Reporting lab	Inconclusive	Negative	Positive	Percent positive	Total
SHANDS JACKSONVILLE CLINICAL CENTER			1	100%	1
LAB PLUS, LLC AT ASCENSION SAINT THOMA		1			1
HAILE MEDICAL GROUP PA		1			1
EMERGENCY CARE SERVICES LAB AT JFK MEDICAL CENTER			1	100%	1
LAKE REGIONAL HEALTH			1	100%	1
MEDEXPRESS URGENT CARE - LEOMINSTER		1			1
PRINCIPLE DIAGNOSTICS LLC			1	100%	1
HEALTH GUAGE			1	100%	1
KEY WEST BRANCH MEDICAL CLINIC			1	100%	1
DEPARTMENT OF HEALTH SERVICES			1	100%	1
US LABORATORIES			1	100%	1
BRISTOL REGINAL MEDICAL CENTER			1	100%	1
PINEVILLE PHARMACY			1	100%	1
YOUR HEALTH PEDIATRICS INC			1	100%	1
LABORATORY COPORATION OF AMERICA			1	100%	1
15 TO KNOW			1	100%	1
ADVENTHEALTH MEDICAL GROUP OBSTETRICS			1	100%	1
Country View of Sunbury			1	100%	1
LOUNDY		1			1
BRIDGEWATER PARK ASSISTED LIVING LLC			1	100%	1
NORTHEAST FLORIDA HEALTH SERVICES			1	100%	1
CVS AZ5026POCT MESA		1			1
The Carrington		1			1
AFTER HOURS CLINIC			1	100%	1
ENCOMPASS HEALTH REHABILITATION HOSPITAL OF MIAMI			1	100%	1
ASCENSION ST VINCENT'S - WESTSIDE			1	100%	1
DEACONESS URGENT CARE CENTER			1	100%	1
BAPTIST HEALTH EXPRESS CARE			1	100%	1
HOLMES FAMILY PRACTICE PA			1	100%	1
SPECTRUM LUDINGTON			1	100%	1
LABTOX LABORATORIES			1	100%	1
MYLAN-SOUTH POINT PA		1			1
CVS PA371POCT PHILADELPHIA		1			1
INNOVATIVE HEALTH DIAGNOSTIC OF CALIFORNIA			1	100%	1
COUNTRYSIDE PEDIATRIC CARE PA			1	100%	1
UF HEALTH THE VILLAGES			1	100%	1
DAVENPORT PEDIATRICS CLERMONT			1	100%	1
Henry County Health and Rehabilitation		1			1
NORTH PALM BEACH DIALYSIS CENTER			1	100%	1
SARASOTA MEMORIAL HOSPITAL		1			1
PRIME CARE FAMILY MEDICINE			1	100%	1
SPRINGFIELD HOSPITAL			1	100%	1
HEALTH NETWORK			1	100%	1
MEDEXPRESS URGENT CARE - LINCOLN		1			1
HIGHLANDS CLINICAL LABORATORY			1	100%	1
MOSOLF PEDIATRICS PA			1	100%	1

COVID-19: testing by laboratory

Data through Feb 26, 2021 verified as of Feb 27, 2021 at 09:25 AM

Data in this report are provisional and subject to change.

The numbers in the table below represent the number of Florida and non-Florida residents for whom test results were received by the Department of Health. A person can be tested by more than one laboratory and can have both positive and negative results. **Therefore, the sum of the numbers in each column will be larger than the total number of people tested.**

Reporting lab	Inconclusive	Negative	Positive	Percent positive	Total
BLOOMIN BRANDS WELLNESS CENTER			1	100%	1
BAYSTATE REFERENCE LABORATORY			1	100%	1
PANCARE HEALTH - NORTHSIDE ELEMENTARY			1	100%	1
SEASONS HOSPICE AND PALLIATIVE CARE OF			1	100%	1
CVS AZ5892POCT LAVEEN		1			1
ANSWERS RESOURCE FACILITY		1			1
PATHLAB SERVICES			1	100%	1
CVS TN6414POCT SMYRNA		1			1
PEDIATRIC ASSOCIATES - JACKSONVILLE			1	100%	1
KROGER 785 - THE LITTLE CLINIC DIXIE HWY		1			1
CVS OH6164POCT DELAWARE		1			1
SUMMER PLACE NURSING & REHABILITATION		1			1
PALM COAST DIALYSIS		1			1
BAPTIST HEALTH MEDICAL PLAZA			1	100%	1
NEW YORK STATE DEPARTMENT OF HEALTH			1	100%	1
CLEVELAND CLINIC FLORIDA WAIVED			1	100%	1
Senatobia Healthcare & Rehab		1			1
MEDSTAR HEALTH URGENT CARE			1	100%	1
BREVARD COUNTY JAIL			1	100%	1
WALGREENS # 12338		1			1
CHI ST. LUKE'S HEALTH BCM MEDICAL CENTER			1	100%	1
BRIDGEWAY CENTER INC			1	100%	1
EUGENE T FINAN, MD			1	100%	1
VAULT MEDICAL SERVICES			1	100%	1
USCG AIR STATION CLEARWATER CLINIC			1	100%	1
MEDCOR INC			1	100%	1
AVALON MEDICAL GROUP			1	100%	1
KEY BISCAIYNE PEDIATRIC ASSOCIATES INC			1	100%	1
SELECT SPECIALTY HOSPITAL - ORLANDO SOUTH			1	100%	1
WALGREENS # 11165		1			1
BRUCE S WEST MD			1	100%	1
REGENTS PARK OF JACKSONVILLE			1	100%	1
COMMUNITY HOSPITALS INDIANAPOLIS			1	100%	1
ARCADIA DIALYSIS CENTER			1	100%	1
NORTH SHORE MEDICAL CENTER - SALEM HOSPITAL			1	100%	1
ENT & ALLERGY ASSOCIATES, LLP - SLEEPY HOLLOW (ABBOTT)		1			1
ONslow COUNTY HEALTH DEPARTMENT			1	100%	1
PALM BEACH COUNTY HEALTH DEPT.			1	100%	1
Wedgewood Manor		1			1
REHABILITATION CENTER OF SOUTH GEORGIA		1			1
ADVENTHEALTH CENTRA CARE POINCIANA			1	100%	1
CYPRESS CREEK DIALYSIS CTR			1	100%	1
Freedom Pointe at The Villages			1	100%	1
MAINE HEALTH AND ENVIRONMENTAL TESTING LABORATORY			1	100%	1
Kroger - KRO01100688			1	100%	1
NORTH BREVARD CHILDRENS MEDICAL CENTER			1	100%	1

COVID-19: testing by laboratory

Data through Feb 26, 2021 verified as of Feb 27, 2021 at 09:25 AM

Data in this report are provisional and subject to change.

The numbers in the table below represent the number of Florida and non-Florida residents for whom test results were received by the Department of Health. A person can be tested by more than one laboratory and can have both positive and negative results. **Therefore, the sum of the numbers in each column will be larger than the total number of people tested.**

Reporting lab	Inconclusive	Negative	Positive	Percent positive	Total
PROGRESSIVE MEDICAL LAB LLC			1	100%	1
CVS MA920POCT CLINTON		1			1
PAMC MICRO LAB			1	100%	1
SOPHIA MEDICAL ASSOCIATES, PC			1	100%	1
FLORIDA CLINICAL LABORATORY INC DBA			1	100%	1
MEA PRIMARY CARE PLUS BYRAM			1	100%	1
LAKE VIEW COURT		1			1
ONPOINT URGENT CARE			1	100%	1
Raleigh Center (WV)			1	100%	1
SILVER SPRINGS SHORES DIALYSIS			1	100%	1
APPLECARE URGENT CARE KINGSLAND			1	100%	1
Garden Villa Bedford		1			1
GSM OCED Subsection			1	100%	1
MINUTE CLINIC LLC #1909		1			1
SANTA MONICA CA-UCLA MC			1	100%	1
CHILDRENS SPECIALIST PEDIATRIC PULMMOLOGY &			1	100%	1
PENSACOLA PATHOLOGY		1			1
ALL CARE URGENT CARE			1	100%	1
Walgreens #10988		1			1
Brio of Johnston		1			1
Walgreens #9890		1			1
West Bay of Tampa Center			1	100%	1
DEVLAB, LLC			1	100%	1
OMNICARE PHARMACY OF TEXAS 1, LP		1			1
MERCY HOME		1			1
FLAGLER MEDICAL ASSOCIATES PA			1	100%	1
UNIVERSITY OF NORTH CAROLINA HOSPITALS			1	100%	1
BLOSSOMS ASSISTED LIVING 1 LLC			1	100%	1
RIVERSIDE REGIONAL MED CENTER			1	100%	1
WARREN GENERAL HOSPITAL			1	100%	1
ELATION HEALTH		1			1
Schenectady Center for Rehabilitation & Nursing		1			1
TRIPLE O RESEARCH INSTITUTE PA			1	100%	1
EAST TENNESSEE STATE UNIVERSITY		1			1
USF PHYSICIANS GROUP			1	100%	1
NORTH PALM CHIDRENS PHYSICIANS			1	100%	1
ESOTERIC LAB			1	100%	1
EASTGENE LABORATORIES		1			1
THOMAS HOSPITAL			1	100%	1
ADVANCE CARDIOVASCULAR IMAGING, INC			1	100%	1
OMNI HEALTHCARE INC			1	100%	1
GILBERT MEDICAL GROUP			1	100%	1
THEDACARE FAMILY MEDICINE GATEWAY			1	100%	1
VCU HEALTH SYSTEM AUTHORITY - MCV HOSPITALS			1	100%	1
YOUR KIDS URGENT CARE			1	100%	1
MOUNT SINAI MEDICAL CENTER OF FLORIDA, INC			1	100%	1

COVID-19: testing by laboratory

Data through Feb 26, 2021 verified as of Feb 27, 2021 at 09:25 AM

Data in this report are provisional and subject to change.

The numbers in the table below represent the number of Florida and non-Florida residents for whom test results were received by the Department of Health. A person can be tested by more than one laboratory and can have both positive and negative results. **Therefore, the sum of the numbers in each column will be larger than the total number of people tested.**

Reporting lab	Inconclusive	Negative	Positive	Percent positive	Total
SOMA MEDICAL CENTER P.A. #4			1	100%	1
THYROID SPECIALTY LABORATORY			1	100%	1
Princeton Place			1	100%	1
TUNIS STREET GROUP HOME		1			1
CVS NH1004POCT SALEM			1	100%	1
NORTH SHORE HEMATOLOGY-ONCOLOGY ASSOCIATES PC		1			1
HEARTLAND OF ZEPHYRHILLS FL, LLC			1	100%	1
MINUTECLINIC # 21110			1	100%	1
USA Healthcare LTC, LLC - Folsom Center for Rehabilitation & Healthca		1			1
NEW YORK PRESBYTERIAN HOSPITAL			1	100%	1
METHODISM MIDLOTHIAN MEDICAL CENTER			1	100%	1
PREVENTIVE CARDIOLOGY AND INTERNAL MEDICINE ASSOCI			1	100%	1
CLARKSVILLE MANOR INC		1			1
FAITH FAMILY PRACTICE			1	100%	1
CVS NE5863POCT OMAHA		1			1
ISLAND NURSING HOME			1	100%	1
NEW ULM MEDICAL CENTER			1	100%	1
Williamstown Commons			1	100%	1
KELLY			1	100%	1
CVS MA2401POCT MARSHFIELD		1			1
FAMILY AND INTERNAL MEDICINE ASSOCIATES		1			1
CARDIAC AND VASCULAR CONSULTANTS MD PA		1			1
BAYFRONT CARDIOVASCULAR ASSOCIATES			1	100%	1
CAREWELL 203			1	100%	1
Oregon Veterans Home The Dalles		1			1
HUNTSVILLE HOSPITAL			1	100%	1
CORPORATION OF AMERICA		1			1
ASANTE THREE RIVERS MEDICAL CENTER LAB		1			1
HALIFAX HEALTH PRIMARY CARE			1	100%	1
CARENOW MIDTOWN			1	100%	1
HALIFAX FAMILY HEALTH CENTER			1	100%	1
ORLANDO HEALTH MEDICAL GROUP			1	100%	1
Walgreens #9121		1			1
NATIONAL INSTITUTES OF HEALTH CLINICAL CENTER			1	100%	1
MINUTE CLINIC DIAGNOSTIC PA			1	100%	1
CFHC - FROSTPROOF			1	100%	1
PRISMA HEALTH TUOMEY LABORATORY			1	100%	1
EXCEL URGENT CARE OF NJ, LLC		1			1
Good Samaritan Society-Atkinson		1			1
EH FARGO HOSPITAL LABORATORY			1	100%	1
BROOKSVILLE REGIONAL HOSPITAL			1	100%	1
ACCESS FAMILY CARE LLC			1	100%	1
MIAMI CHILDRENS HOSPITAL MIDTOWN OUTPATIENT CENTER			1	100%	1
WEST PALM BEACH PHARMACEUTICALS LLC			1	100%	1
Masonic Medical Research Institute			1	100%	1
UCH LAB			1	100%	1

COVID-19: testing by laboratory

Data through Feb 26, 2021 verified as of Feb 27, 2021 at 09:25 AM

Data in this report are provisional and subject to change.

The numbers in the table below represent the number of Florida and non-Florida residents for whom test results were received by the Department of Health. A person can be tested by more than one laboratory and can have both positive and negative results. **Therefore, the sum of the numbers in each column will be larger than the total number of people tested.**

Reporting lab	Inconclusive	Negative	Positive	Percent positive	Total
WOMENS CARE FLORIDA LLC			1	100%	1
TITUSVILLE REHABILITATION AND NURSING CENTER		1			1
ABRAKIDABRA KIDS CLINIC			1	100%	1
MEDICAL CITY NORTH HILLS			1	100%	1
SOLARIS HEALTHCARE PLANT CITY		1			1
FAMILY MEDICAL CENTER OF HOLLYWOOD PA			1	100%	1
CVS MA41POCT TAUNTON		1			1
CLINTON DRUG STORE		1			1
MARYWOOD HEIGHTS		1			1
WEST BOCA MEDICAL CENTER			1	100%	1
Central Alabama Veterans HCS - East Campus		1			1
ANDREWS			1	100%	1
CLINICAL LABORATORY DEPARTMENT			1	100%	1
Kroger 539 - The Little Clinic Memorial Blvd.		1			1
Lenawee Medical Care Facility		1			1
PUBLIC HEALTH LABORATORIES			1	100%	1
BIOLOGICAL AND CHEMICAL EMERGENCIES LABORATORY			1	100%	1
Kroger 527 - The Little Clinic Hwy 70 S.		1			1
MINUTECLINIC DIAGNOSTIC, PA		1			1
MEDCARE-GARNERS FERRY			1	100%	1
MID-SOUTH URGENT CARE, PLLC			1	100%	1
EMERALD HEALTH CARE		1			1
HANCOCK REGIONAL HOSPITAL		1			1
CVS OH3980POCT KENT		1			1
LABTEST LLC LABTEST DIAGNOSTICS			1	100%	1
PSL JAX BEACH OPERATIONS LLC			1	100%	1
Crowne Health Care of Mobile		1			1
Kroger 49 - The Little Clinic Wichita - 21st St.			1	100%	1
EAST END PEDIATRICS		1			1
CORPUS CHRISTI MEDICAL CENTER			1	100%	1
MIL LAKE HEALTHCARE CENTER INC PEDIATRICS			1	100%	1
IDAHO HEALTH DEPARTMENT			1	100%	1
COMMONWEALTH OF VIRGINIA DIVISION OF CONSOLIDATED LABORATORY SERVICES			1	100%	1
DW MCMILLAN MEMORIAL HOSPITAL LABORATORY			1	100%	1
Oakview Manor Health and Rehab		1			1
SOUTHERN WINDS			1	100%	1
RIVERTON CBOC			1	100%	1
Waters of Covington		1			1
CARENOW URGENT CARE-HENDERSONVILLE		1			1
SELF REGIONAL HEALTHCARE			1	100%	1
MALUHIA		1			1
Riverside Nursing & Rehabilitation Center		1			1
STATE OF ALASKA			1	100%	1
HATLEY HEALTH CARE, INC		1			1
Eddy Memorial Geriatric Center		1			1
SUNY AT STONY BROOK			1	100%	1

COVID-19: testing by laboratory

Data through Feb 26, 2021 verified as of Feb 27, 2021 at 09:25 AM

Data in this report are provisional and subject to change.

The numbers in the table below represent the number of Florida and non-Florida residents for whom test results were received by the Department of Health. A person can be tested by more than one laboratory and can have both positive and negative results. **Therefore, the sum of the numbers in each column will be larger than the total number of people tested.**

Reporting lab	Inconclusive	Negative	Positive	Percent positive	Total
PROVIDENCE HOSPITAL			1	100%	1
CLINICAL TRIALS OF TAMPA LLC		1			1
Oak Hill Health & Rehabilitation Center			1	100%	1
Trucare Living Centers - Columbus		1			1
TALLAHASSEE DIALYSIS		1			1
CLINICAL MICROBIOLOGY LAB FAIRVIEW UNIVERSITY HOSPITAL			1	100%	1
CHILDRENS HEALTHCARE CTE OF NORTHERN		1			1
ADVANCE GASTROENTEROLOGY			1	100%	1
Lopatcong Center		1			1
J F K PEDIATRICS			1	100%	1
NEMOURS CHILDRENS URGENT CARE			1	100%	1
SUSAN F. WILLIAMS M.D., P.A.			1	100%	1
Kroger - KRO70600172		1			1
DAUGHTERS OF SARAH NURSING CENTER		1			1
BARRINGTON TERRACE NAPLES			1	100%	1
LAB. CORP. OF AMERICA			1	100%	1
HOLYOKE MEDICAL CENTER			1	100%	1
CLINICAL PATHOLOGY LABORATORIES SOUTHEAST INC			1	100%	1
Accordius Health at Gastonia			1	100%	1
CONNECTICUT PEDIATRICS @ CHC		1			1
Towne Manor West		1			1
PENROSE HOSPITAL			1	100%	1
PROVIDENCE ST. PATRICK HOSPITAL			1	100%	1
BAPTIST HOSPITAL EAST			1	100%	1
ELEMENTS PHARMACY			1	100%	1
TRIPLE O MEDICAL SERVICES INC			1	100%	1
PARKWAY REGIONAL MEDICAL CENTER LAB			1	100%	1
VITAL CARE			1	100%	1
BAPTIST HOSPITAL LABORATORY			1	100%	1
JASPER MEMORIAL HOSPITAL		1			1
Kroger - KRO03400316			1	100%	1
MISSION HOSPITAL			1	100%	1
STANDIFER PLACE		1			1
SOUTH COUNTY MEDICAL CENTER			1	100%	1
Chateau Girardeau			1	100%	1
OCALA RKC EAST HEMO #1			1	100%	1
AUTUMN CARE OF STATESVILLE, LLC		1			1
SUN CITY DIAGNOSTIC CENTER			1	100%	1
Manor Care Health Care Services - Williamsport North		1			1
DEVITA		1			1
SOUTHEASTERN PATHOLOGY ASSOCIATES			1	100%	1
MEDICAL CENTER			1	100%	1
MERITER LABORATORIES			1	100%	1
WELLINGTON WEST 100176			1	100%	1
Ashland Place Health and Rehabilitation, LLC		1			1
Crowne Place Assisted Living		1			1

COVID-19: testing by laboratory

Data through Feb 26, 2021 verified as of Feb 27, 2021 at 09:25 AM

Data in this report are provisional and subject to change.

The numbers in the table below represent the number of Florida and non-Florida residents for whom test results were received by the Department of Health. A person can be tested by more than one laboratory and can have both positive and negative results. **Therefore, the sum of the numbers in each column will be larger than the total number of people tested.**

Reporting lab	Inconclusive	Negative	Positive	Percent positive	Total
Lynwood		1			1
MIDWAY SPECIALTY CARE CENTER INC		1			1
DIXIE REGIONAL MEDICAL CENTER			1	100%	1
ANMED HEALTH MEDICAL CENTER			1	100%	1
GOLDING-GRANADO MEDICAL ASSOCIATES		1			1
SHANNON MEDICAL CENTER			1	100%	1
NEW SMYRNA BEACH AMBULATORY CARE CTR			1	100%	1
HSRE-ASL CASSELBERRY TRS, LLC			1	100%	1
COLLIER BLVD HMA PHYSICIANS MANAGEMENT LLC			1	100%	1
Mayfair Village Nursing Care Center		1			1
Kroger 419 - The Little Clinic Farmington/Exeter		1			1
CARBON HEALTH			1	100%	1
BRIGHAM YOUNG UNIV STUDENT HEALTH CTR			1	100%	1
WILMINGTON NURSING AND REHAB			1	100%	1
CHATSWORTH ASSISTED LIVING COMMUNITY AT PGA NATIONAL			1	100%	1
Kroger 753 - The Little Clinic Goss Avenue		1			1
APOLLOMDX LLC			1	100%	1
HCA HOUSTON ER 24/7			1	100%	1
FIRST CARE OF GAINESVILLE			1	100%	1
Kroger 929 - The Little Clinic Corryville		1			1
CENTRAL ALABAMA HEALTH CARE SYSTEM			1	100%	1
SKY LAKES MEDICAL CENTER		1			1
ABBOTT LABORATORIES - OCCUPATIONAL HEALTH SERVICES			1	100%	1
St. Catherine's manor of Findlay		1			1
PALM WEST INTERNIST PA			1	100%	1
PRIMARY & URGENT CARE CENTERS			1	100%	1
UNITED HEALTHCARE			1	100%	1
Kroger 465 - The Little Clinic Oakley		1			1
HOUSTON MEDICAL CENTER			1	100%	1
MEDICAL EXAMINERS OFFICE, LEESBURG			1	100%	1
KIOSK MEDICINE KENTUCKY LLC		1			1
INHEALTH LIFE SCIENCES			1	100%	1
Louis Stokes Cleveland VA - Midtown Dialysis Center		1			1
ALL PRO ORTHOPEDICS & SPORTS MEDICINE, PA			1	100%	1
SYNAPSE ANALYTICAL LABS		1			1
SENCARE MANAGEMENT		1			1
EXACCARE KINGSTON, LLC			1	100%	1
MD NOW URGENT CARE			1	100%	1
ATHENS MEDICAL CENTER			1	100%	1
BRISTOL CHILDRENS CLINIC			1	100%	1
Brown Memorial Home		1			1
Kroger - KRO03500568			1	100%	1
CARING PROFESSIONAL HEALTH CARE LLC		1			1
TIMPANOGOS REGIONAL HOSPITAL			1	100%	1
TREASURE COAST COMMUNITY HEALTH INC			1	100%	1
CVS TX7431POCT ROWLETT		1			1

COVID-19: testing by laboratory

Data through Feb 26, 2021 verified as of Feb 27, 2021 at 09:25 AM

Data in this report are provisional and subject to change.

The numbers in the table below represent the number of Florida and non-Florida residents for whom test results were received by the Department of Health. A person can be tested by more than one laboratory and can have both positive and negative results. **Therefore, the sum of the numbers in each column will be larger than the total number of people tested.**

Reporting lab	Inconclusive	Negative	Positive	Percent positive	Total
Kroger 588 - The Little Clinic Thompsons Station		1			1
SHAW MEDICAL GROUP LLC			1	100%	1
MINUTECLINIC DIAGNOSTIC OF KANSAS, PC		1			1
CVS MA299POCT WORCESTER		1			1
FLORIDA MENTOR HODGES CLUSTER			1	100%	1
Schoenbrunn Healthcare		1			1
EILEEN TURBESSI MD PA		1			1
MINUTECLINIC DIAGNOSTICS OF OKLAHOMA		1			1
BRIAN C GRINER MD LLC			1	100%	1
BICKERTON, DAWN		1			1
Kroger 682 - The Little Clinic Combs and Gantzel		1			1
FLORHAM PARK ENDOSCOPY CENTER		1			1
Glenview Terrace Nursing Center		1			1
MOBILE HEALTH MEDICAL SERVICES PC		1			1
PROFESSIONAL DIALYSIS CENTER			1	100%	1
HEALTH FIRST HOME CARE		1			1
WY RETIREMENT CENTER		1			1
GOSHEN MEDICAL CENTER			1	100%	1
PANCARE HEALTH - BRUCE			1	100%	1
FLAGLER COUNTY BOARD OF COUNTY COMMISSIONERS			1	100%	1
LEE MEMORIAL HOSPITAL OUTPATIENT SURGERY CENTER			1	100%	1
CVS CA9497POCT IRVINE		1			1
PRIMARY CARE GROUP LLC		1			1
SOUTHEASTERN INTEGRATED MEDICAL PL			1	100%	1
Washington County Nursing Home			1	100%	1
REGIONAL MED CTR BAYONET POINT			1	100%	1
MISSOURI DEPARTMENT OF HEALTH AND SENIOR SERVICES - STATE PH LAB		1			1
MERITUS MEDICAL CENTER			1	100%	1
ERIE COUNTY EMERGENCY SERVICES DIV OF		1			1
PRACTITIONERS IN MOTION			1	100%	1
LITTLE COMPANY OF MARY HOSPITAL			1	100%	1
Victoria Manor		1			1
GWINNETT MEDICAL CENTER			1	100%	1
Kroger 532 - The Little Clinic Murfreesboro		1			1
Excel Care Center			1	100%	1
KENNEDY BOULEVARD DIALYSIS			1	100%	1
ST.ELIZABETH HEALTH CENTER	1				1
POUDRE VALLEY HOSPITAL			1	100%	1
IRA FIALKO DO			1	100%	1
LUMICO LIFE INSURANCE COMPANY		1			1
PPD CLINICAL RESEARCH UNIT			1	100%	1
Kroger 368 - The Little Clinic Frankfort West		1			1
KAISER PERMANENTE REGIONAL REFERENCE LABORATORY		1			1
Victory Health and Rehabilitation			1	100%	1
LEHIGH REGIONAL WOUND CENTER			1	100%	1
PHYSICIANS IMMEDIATE CARE			1	100%	1

COVID-19: testing by laboratory

Data through Feb 26, 2021 verified as of Feb 27, 2021 at 09:25 AM

Data in this report are provisional and subject to change.

The numbers in the table below represent the number of Florida and non-Florida residents for whom test results were received by the Department of Health. A person can be tested by more than one laboratory and can have both positive and negative results. **Therefore, the sum of the numbers in each column will be larger than the total number of people tested.**

Reporting lab	Inconclusive	Negative	Positive	Percent positive	Total
WESTOX LABS		1			1
Ramsey Village		1			1
KENDALL PEDIATRICS PARTNERS LLC			1	100%	1
RIDGE OPTUM FLORIDA			1	100%	1
WALGREENS #10854		1			1
PRIORITY CARE LLC			1	100%	1
CENTRAL FL INTERNAL MEDICINE ASSOCIATES LLC		1			1
HIGHLAND LABORATORY			1	100%	1
DOCTORS HOSPITAL OF LAREDO			1	100%	1
HOCHBERG LOWER SCHOOL		1			1
USC VERDUGO HILLS HOSPITAL			1	100%	1
PATHOLOGYT & LAB MEDICINE SERVICES			1	100%	1
NORTH MIAMI BEACH SURGICAL CENTER			1	100%	1
MINUTE CLINIC DIAGNOSTICS OF IN, LLC #6252		1			1
Northern Nevada State Veterans Home		1			1
Kroger 909 - The Little Clinic Hamilton			1	100%	1
Shelbyville Manor		1			1
VALLEY HOSPITAL MEDICAL CENTER		1			1
QUALITY LAB			1	100%	1
ADVANCED MEDICAL LABORATORIES (AML)			1	100%	1
EVENTIDE LUTHERAN HOME		1			1
ALLIED PHYSICIANS GROUP		1			1
CVS NV9586POCT RENO		1			1
LAKE MARY DIALYSIS			1	100%	1
GO PATH LABORATORIES			1	100%	1
MEDEXPRESS URGENT CARE-BRENTWOOD		1			1
CVS AZ5477POCT SURPRISE		1			1
MOBILE MEDICAL CLINIC			1	100%	1
METROWEST MEDICAL CENTER - FRAMINGHAM			1	100%	1
KENT		1			1
Kroger 683 - The Little Clinic Foothills Plaza		1			1
ST. MICHAEL'S ELITE HOSPITAL			1	100%	1
CEPERO PEDIATRICS PA			1	100%	1
FLORIDA HOSPITAL ORMOND BEACH			1	100%	1
MEMORIAL HOSPITAL WEST			1	100%	1
CIRRUS DX			1	100%	1
MEDICAL ASSOCIATES OF CARTER		1			1
CULVER CITY URGENT CARE			1	100%	1
SPORTS MEDICINE CLINIC - U OF WYOMING			1	100%	1
Heritage of Red Cloud		1			1
CVS NC2749POCT CONCORD		1			1
FREDERICK AVENUE GROUP HOME		1			1
KETTERING MEDICAL CENTER			1	100%	1
ASSOCIATES IN INTERNAL MEDICINE PA			1	100%	1
HEALTHCARE AND REHAB OF SANFORD			1	100%	1
Kroger 410 - The Little Clinic Trinity		1			1

COVID-19: testing by laboratory

Data through Feb 26, 2021 verified as of Feb 27, 2021 at 09:25 AM

Data in this report are provisional and subject to change.

The numbers in the table below represent the number of Florida and non-Florida residents for whom test results were received by the Department of Health. A person can be tested by more than one laboratory and can have both positive and negative results. **Therefore, the sum of the numbers in each column will be larger than the total number of people tested.**

Reporting lab	Inconclusive	Negative	Positive	Percent positive	Total
ST FRANCIS MEDICAL CENTER			1	100%	1
AVERA SACRED HEART HOSPITAL			1	100%	1
Arlington Care Center			1	100%	1
TREASURE COAST MEDICAL CONCIERGE LLC			1	100%	1
MULTICARE PHYSICIANS			1	100%	1
NORTHEAST GEORGIA HEALTH SYSTEM			1	100%	1
PALM BEACH COUNTY SHERIFF OFFICE			1	100%	1
ADVENTHEALTH SENIOR CARE AT ORMOND			1	100%	1
MEDEXPRESS URGENT CARE - BENTONVILLE		1			1
PHOEBE PRIMARY CARE CAMILLA			1	100%	1
UNIVERSITY PLACE NURSING CENTER		1			1
Life Care Center of Paradise Valley		1			1
GALVESTON COUNTY HEALTH DISTRICT			1	100%	1
COMMUNITY MEDICAL CENTER-ORANGE CITY		1			1
Jersey City Medical Center		1			1
HALEYVILLE HEALTH CARE CENTER		1			1
TEXAS HEALTH HARRIS METHODIST HOSPITAL			1	100%	1
PROGRESSIVE URGENT CARE, PC			1	100%	1
FRANKLIN CBOC			1	100%	1
EVERGREEN NURSING HOME		1			1
Mercy Manor Transition Center			1	100%	1
Glenburn Home		1			1
Orchid Cove at Naples			1	100%	1
VALUE DRUGS GREENLAWN INC		1			1
EMORY CRAWFORD LONG HOSPITAL			1	100%	1
UNIVERSITY OF MARYLAND PATHOLOGY ASSOCIATES			1	100%	1
ACCESS TOTAL CARE - PORTLAND			1	100%	1
GULF COUNTY HEALTH DEPARTMENT			1	100%	1
MID FLORIDA DERMATOLOGY ASSOCIATES PA			1	100%	1
CVS GA2279POCT SUWANEE		1			1
THE HOSPITALS OF PROVIDENCE EMERGENCY ROOM			1	100%	1
LANGLADE			1	100%	1
Smg At Bridgewater Family Medicine		1			1
ROSLYN INTERNAL MEDICINE		1			1
SUNCOAST PRIMARY CARE LLC			1	100%	1
LAB TEST KENDALL LLC		1			1
ATHENS LIMESTONE HOSPITAL		1			1
Florence Home		1			1
CMC MERCY LABORATORY			1	100%	1
Caldwell Care		1			1
CLINICAL CARE, INC			1	100%	1
TEVAPHARM			1	100%	1
JUP Serology SubSection			1	100%	1
PEDIATRIC PARTNERS ZEPHYRHILLS			1	100%	1
MEDOR/ACC SYNCHRONY			1	100%	1
WALGREENS NO 10512			1	100%	1

COVID-19: testing by laboratory

Data through Feb 26, 2021 verified as of Feb 27, 2021 at 09:25 AM

Data in this report are provisional and subject to change.

The numbers in the table below represent the number of Florida and non-Florida residents for whom test results were received by the Department of Health. A person can be tested by more than one laboratory and can have both positive and negative results. **Therefore, the sum of the numbers in each column will be larger than the total number of people tested.**

Reporting lab	Inconclusive	Negative	Positive	Percent positive	Total
MINUTE-CLINIC DIAGNOSTIC OF VIRGINIA, LLC #3949		1			1
LOGAN COUNTY HOSPITAL			1	100%	1
Springdale Village		1			1
LAKEWOOD RANCH MEDICAL GROUP LLC			1	100%	1
MEDEXPRESS URGENT CARE - PATRICK STREE			1	100%	1
LONESTAR 24HRER MANAGEMENT LLC DBA LONESTAR 24HRER			1	100%	1
EDWARD HOSPITAL			1	100%	1
FIVE STAR PREMIER RESIDENCES OF POMPANO BEACH			1	100%	1
CVS NC3853POCT BURLINGTON		1			1
THE MEDICAL CENTER			1	100%	1
GENESIS HEALTH SYSTEM			1	100%	1
BRUNSWICK HEALTH AND REHABILITATION CE		1			1
Kroger 016 - The Little Clinic Centennial		1			1
SPEARE MEMORIAL HOSPITAL			1	100%	1
YUMA REGIONAL MEDICAL CENTER			1	100%	1
LAKEVIEW MEDICAL CENTER		1			1
Ohman Family Living at Holly Assisted Living		1			1
SC-GA2018 THE RIDGE REHABILITATION & H		1			1
CVS CT1109POCT BETHEL		1			1
ST. MARY MEDICAL CENTER		1			1
BRUSHY CREEK FAMILY HOSPITAL			1	100%	1
American Fork Care Center dba Heritage Care Center		1			1
Parkside Manor		1			1
MEDEXPRESS URGENT CARE - BECKLEY		1			1
LEHIGH PULMONARY ASSOCIATES			1	100%	1
FAMILY MEDICAL CENTER		1			1
HAVASU REGIONAL MEDICAL CENTER			1	100%	1
RESTORE MEDICAL PARTNERS PLLC			1	100%	1
ADVENTHEALTH HOME CARE WATERMAN			1	100%	1
Mountain City Care and Rehabilitation Center		1			1
SUREPOINT URGENT CARE PADRE ISLAND			1	100%	1
VANAJA SUREDDI MD PA			1	100%	1
PORTAGE MEDICAL CENTER			1	100%	1
MERRILL GARDENS AT CHAMPIONSGATE			1	100%	1
ADVANCED URGENT CARE PLLC		1			1
PREMIER PEDIATRICS LLC			1	100%	1
Redwood Springs Healthcare			1	100%	1
ST ANTHONY'S PINELLAS CARE CLINIC			1	100%	1
PROVIDENCE PORTLAND MEDICAL CENTER		1			1
BEAUMONT HOSPITAL, GROSSE POINTE			1	100%	1
GOOD SAMARITAN HOSPITAL			1	100%	1
TITUS REGIONAL MEDICAL CENTER			1	100%	1
MIAMI-DADE COUNTY HEALTH DEPT.		1			1
ST ANTHONY COMMUNITY HOSPITAL LAB		1			1
VA Texas Valley Coastal Bend Harlingen HCC		1			1
DELAWARE DEPARTMENT OF HEATH			1	100%	1

COVID-19: testing by laboratory

Data through Feb 26, 2021 verified as of Feb 27, 2021 at 09:25 AM

Data in this report are provisional and subject to change.

The numbers in the table below represent the number of Florida and non-Florida residents for whom test results were received by the Department of Health. A person can be tested by more than one laboratory and can have both positive and negative results. **Therefore, the sum of the numbers in each column will be larger than the total number of people tested.**

Reporting lab	Inconclusive	Negative	Positive	Percent positive	Total
FELD ENTERTAINMENT			1	100%	1
Cornerstone at the Ranch		1			1
Kroger 407 - The Little Clinic Lexington		1			1
SOUTH DADE NURSING & REHABILITATION CENTER□			1	100%	1
ALABAMA REFERENCE LAB			1	100%	1
Kroger 670 - The Little Clinic Powell		1			1
AESTHETIC PHYSICIANS PC			1	100%	1
Consulate Health Care of Tallahassee			1	100%	1
WORKFORCE HEALTH DEPARTMENT			1	100%	1
ENCORE AT BOCA RATON, THE			1	100%	1
MEDICAL LIFE-INC GUIDEWELL EMERGENCY MEDICINE			1	100%	1
LANGLEY DIALYSIS			1	100%	1
Remarkable Healthcare Dallas			1	100%	1
AVON PARK CLUSTER		1			1
LEGACY SPECIALTY PHARMACY CORP			1	100%	1
MOBILE INFIRMARY MEDICAL CENTER			1	100%	1
CIMA MEDICAL CENTER			1	100%	1
THE LITTLE CLINIC, LLC			1	100%	1
INTEGRATED GENETICS SEQUENOM		1			1
INDIAN RIDGE		1			1
ORCHID TERRACE		1			1
SISTERS MISSION			1	100%	1
MEDTOWN PHARMACY			1	100%	1
VISTA LAKE ASSISTED LIVING			1	100%	1
VICTORIA PAIN AND REHABILITATION CENTER			1	100%	1
DEVANSH LAB WERKS		1			1
BIOMAT ORLANDO		1			1
Kroger 390 - The Little Clinic North College Hill		1			1
JAX FAMILY CARE		1			1
ANDERSON FAMILY MEDICINE			1	100%	1
MEDEXPRESS URGENT CARE - DANVILLE		1			1
METROPOLITAN			1	100%	1
Ideal Senior Living Center		1			1
MOUNT ST MARYS HOSPITAL OF NIAGARA FALLS			1	100%	1
WINCHESTER URGENT CARE, PC		1			1
WESLEY MEDICAL CENTER			1	100%	1
PUBLIX PHARMACY #0332		1			1
BAPTIST EMERGENCY HOSPITAL - KELLY			1	100%	1
COVE AT THE MARBELLA,THE			1	100%	1
HELGEMO & LIOU PEDIATRICS			1	100%	1
BAYOU URGENT CARE			1	100%	1
WALGREENS #06025		1			1
AMERICAN DRUG TESTING LAB LLC			1	100%	1
BLUFFTON HEALTH CENTER			1	100%	1
WELLCARE URGENT CARE			1	100%	1
MEDERI CARETENDERS VS OF SE FL LLC DBA			1	100%	1

COVID-19: testing by laboratory

Data through Feb 26, 2021 verified as of Feb 27, 2021 at 09:25 AM

Data in this report are provisional and subject to change.

The numbers in the table below represent the number of Florida and non-Florida residents for whom test results were received by the Department of Health. A person can be tested by more than one laboratory and can have both positive and negative results. **Therefore, the sum of the numbers in each column will be larger than the total number of people tested.**

Reporting lab	Inconclusive	Negative	Positive	Percent positive	Total
CAPSTONE REHABILITATION AND HEALTHCARE		1			1
HEALTHFORCE PARTNERS INC			1	100%	1
Le Roy Village Green		1			1
THE LITTLE CLINIC LLC			1	100%	1
PEDRO L ORTEGA MD PA			1	100%	1
CHI ST VINCENT LITTLE ROCK DIAGNOSTIC CLINIC			1	100%	1
AFFILIATED LABORATORIES INC			1	100%	1
BEAUMONT HOSPITAL			1	100%	1
ER NEAR ME HULEN		1			1
SUNCOAST RESEARCH GROUP LLC			1	100%	1
DILELLA			1	100%	1
TEMPUS_LABS			1	100%	1
ACCESS MEDICAL GROUP OF TAMPA INC			1	100%	1
SURGERY CENTER, THE			1	100%	1
VA ST LOUIS HEALTH CARE SYSTEM			1	100%	1
SIPERSTEIN DERMATOLOGY LLC			1	100%	1
WALGREENS #15495			1	100%	1
Hawthorne House		1			1
CAROLINAS HEALTHCARE SYSTEM LAB			1	100%	1
COVENANT HEALTH		1			1
CVS AZ7263POCT PHOENIX		1			1
WAKULLA URGENT CARE & DIAGNOSTIC			1	100%	1
FLORIDA MEDICAL CLINIC PA GI			1	100%	1
SKYRIDGE CLINICAL ASSOCIATES		1			1
CVS NV5286POCT HENDERSON		1			1
FLORIDA HOME HEALTH			1	100%	1
CARENOW-MONTGOMERY			1	100%	1
HUNEYCUTT FAMILY PRACTICE			1	100%	1
TITUSVILLE TOWERS ASSISTED LIVING		1			1
SUN CLINICAL LABORATORIES			1	100%	1
PALMETTO PRIMARY CARE PHYSICIANS			1	100%	1
CVS OK6225POCT EDMOND		1			1
LITTLE FALLS HOSPITAL LABORATORY		1			1
SAINT ALPHONSUS REGIONAL MEDICAL CENTER			1	100%	1
Wetumpka Health and Rehab, LLC		1			1
CVS NE8616POCT LINCOLN		1			1
MAHONEY PEDIATRICS PA			1	100%	1
Livingston County Center for Nursing and Rehabilitation		1			1
ROSE HAVEN NURSING CENTER		1			1
Lemont Nursing and Rehab Center			1	100%	1
JACKSON MADISON CO. GEN. HOSPITAL			1	100%	1
Kroger 777 - The Little Clinic Shelbyville		1			1
JP MORGAN CHASE HEALTH SERVICES			1	100%	1
EXAC CARE CROSSVILLE		1			1
CRUSADER COMMUNITY HEALTH			1	100%	1
LEGACY AT HIGHWOODS PRESERVE		1			1

COVID-19: testing by laboratory

Data through Feb 26, 2021 verified as of Feb 27, 2021 at 09:25 AM

Data in this report are provisional and subject to change.

The numbers in the table below represent the number of Florida and non-Florida residents for whom test results were received by the Department of Health. A person can be tested by more than one laboratory and can have both positive and negative results. **Therefore, the sum of the numbers in each column will be larger than the total number of people tested.**

Reporting lab	Inconclusive	Negative	Positive	Percent positive	Total
URGENT CARE OF FORT LAUDERDALE INC			1	100%	1
ASSOCIATES MD MEDICAL GROUP INC			1	100%	1
ST JOHNS MEDICAL CENTER		1			1
CVS NE2741POCT LA VISTA		1			1
POINTE MEDICAL SERVICES INC			1	100%	1
BHS PHYSICIAN NETWORK			1	100%	1
FAMILY MEDICINE AT CELEBRATION		1			1
Sherwood Oaks Health Center			1	100%	1
CVS NC7057POCT SHELBY		1			1
ST VINCENT'S AMBULATORY CARE INC			1	100%	1
Glen Oaks Health and REhabilitation		1			1
AML DIAGNOSTICS- ADV TESTING IN METABOLIC MEDICINE			1	100%	1
CAREWELL URGENT CARE FITCHBURG			1	100%	1
CHRISTUS GOOD SHEPHERD MEDICAL CENTER			1	100%	1
MADISON AT OVIEDO			1	100%	1
BAPTIST HEALTH SURGERY CENTER AT NORTHPOINT			1	100%	1
Integrity Healthcare of Carbondale			1	100%	1
FAYETTE MEDICAL CENTER LAB		1			1
QUALITY CLINICAL LAB LLC			1	100%	1
KANA MEDICAL			1	100%	1
CVS KS8573POCT OVERLAND PARK		1			1
SOMA MEDICAL CENTER PA #2 OAKLAND			1	100%	1
ELAN MANATEE			1	100%	1
CVS CA9103POCT ESCONDIDO		1			1
OCALA REGIONAL DIALYSIS- NORTH			1	100%	1
FAIRFIELD MEDICAL CENTER			1	100%	1
SC-GA2018 MCCORMICK REHAB & HEALTHCARE		1			1
Village Crest Center for Health & Rehabilitation		1			1
RENOWN REGIONAL MEDICAL CENTER			1	100%	1
TRUCARE LIVING CENTERS - SELMA			1	100%	1
Wildwood Healthcare		1			1
SACRED HEART MEDICAL CENTER			1	100%	1
RELIANCE HOME HEALTH CARE INC		1			1
FLORIDA DEPARTMENT OF HEALTH PALM BEACH COUNTY			1	100%	1
NEW HORIZON PRIMARY CARE LLC			1	100%	1
SOUTHWEST FLORIDA DIVISION LAB			1	100%	1
WALKIN MEDICAL URGENT CARE,NEW CITY			1	100%	1
BMC MAYPORT			1	100%	1
GATEWAY FAMILY HEALTH CLINIC			1	100%	1
Kroger 894 - The Little Clinic NEC		1			1
BRONSON METHODIST HOSPITAL			1	100%	1
ST JOHN'S MEDICAL CENTER, TETON VILLAGE			1	100%	1
RYE BEACH PHARMACY INC		1			1
CAH ACQUISITION COMPANY 11 LLC			1	100%	1
ELKTON TRANSITIONAL CARE CENTER		1			1
WAYNE COUNTY PUBLIC HEALTH		1			1

COVID-19: testing by laboratory

Data through Feb 26, 2021 verified as of Feb 27, 2021 at 09:25 AM

Data in this report are provisional and subject to change.

The numbers in the table below represent the number of Florida and non-Florida residents for whom test results were received by the Department of Health. A person can be tested by more than one laboratory and can have both positive and negative results. **Therefore, the sum of the numbers in each column will be larger than the total number of people tested.**

Reporting lab	Inconclusive	Negative	Positive	Percent positive	Total
WALGREENS #15291		1			1
Dexter Health Care		1			1
NEW YORK UNIVERSITY MEDICAL CENTER			1	100%	1
Broomall Manor		1			1
UNIVERSITY OF VERMONT MEDICAL CENTER			1	100%	1
ALBANY MEDICAL CENTER			1	100%	1
NEW ERA COMMUNITY HEALTH CENTER LLC		1			1
MEDRITE MEDICAL CARE PC		1			1
Salem Hills Rehabilitation and Nursing Center		1			1
2504-HOMEWOOD		1			1
GATEWAY LABORATORIES		1			1
WESTCOAST FAMILY PRACTICE		1			1
CVS NJ2508POCT MANALAPAN		1			1
SYNERGENE LABORATORY			1	100%	1
MARYWOOD NURSING CARE CENTER		1			1
CENTRAL CAROLINA HOSPITAL			1	100%	1
VELOCITY URGENT CARE - REDMILL			1	100%	1
HOSPICE OF MARION COUNTY INC			1	100%	1
SUPREME MEDICAL GROUP PLLC			1	100%	1
CVS OH6167POCT ASHLAND		1			1
SUMMERFIELD PAIN MANAGEMENT			1	100%	1
ACCURATE HEALTH SERVICES CORP			1	100%	1
FAMILY MEDICINE AT KISSIMMEE		1			1
CORNERSTONE DRUG AND GIFT INC		1			1
SONNI'S PEDIATRICS			1	100%	1
PROGENESIS INC			1	100%	1
ALPHA 1 ANTITRYPSIN RESEARCH PROGRAM			1	100%	1
Central Park Healthcare & Rehabilitation Center		1			1
ARBOR DIAGNOSTICS, INC		1			1
Kroger 672 - The Little Clinic Bill Kennedy & Glenwood		1			1
CELEBRATION HOSPITAL			1	100%	1
Ravenwood Speciality Care		1			1
ASPIRUS WAUSAU HOSPITAL			1	100%	1
PCR DIAGNOSTICS			1	100%	1
FIRST CARE WALK IN CLINIC LLC			1	100%	1
MICROBIOLOGY DEPARTMENT			1	100%	1
Kroger 409 - The Little Clinic Hebron Marketplace			1	100%	1
CHP COVID-19 (TX)			1	100%	1
FOUNDATION LABORATORY			1	100%	1
CFCH - FROSTPROOF			1	100%	1
TRIHEALTH			1	100%	1
DOCTORS CENTER PA,THE		1			1
HCL LABORATORIES			1	100%	1
BORINQUEN HEALTH CENTER			1	100%	1
OAKWOOD HOSPITAL - SOUTHSORE			1	100%	1
CHESAPEAKE REGIONAL MEDICAL CENTER			1	100%	1

COVID-19: testing by laboratory

Data through Feb 26, 2021 verified as of Feb 27, 2021 at 09:25 AM

Data in this report are provisional and subject to change.

The numbers in the table below represent the number of Florida and non-Florida residents for whom test results were received by the Department of Health. A person can be tested by more than one laboratory and can have both positive and negative results. **Therefore, the sum of the numbers in each column will be larger than the total number of people tested.**

Reporting lab	Inconclusive	Negative	Positive	Percent positive	Total
APPLECARE BRUNSWICK			1	100%	1
ST MICHAEL'S ELITE MEDICAL HOSPITAL			1	100%	1
ST JOHNS PEDIATRICS PA		1			1
Manassas Health & Rehab			1	100%	1
AUTUMN HOUSE			1	100%	1
WELLOW URGENT CARE-OSWEGO			1	100%	1
BRANDON OUTREACH CLINIC			1	100%	1
MED CHOICE CENTER OF NORTH MIAMI			1	100%	1
ULTIMATE ANALYSIS LABORATORY			1	100%	1
Walgreens #5914		1			1
URGENT CARE OF KANSAS CITY			1	100%	1
LP ELIZABETHTON		1			1
PALMETTO BAY MEDICAL CENTER			1	100%	1
Fulton County Medical Center Long Term Care			1	100%	1
Bivins Pointe			1	100%	1
Kroger - KR062000426			1	100%	1
MIDWEST COVENANT HOME, INC		1			1
BAYLOR SCOTT AND WHITE MEDICAL CENTER -CENTENNIAL			1	100%	1
OCCUPATIONAL HEALTH CENTER		1			1
OPTIMAL MEDICINE INC		1			1
HARDEE COUNTY FIRE RESCUE		1			1
Village Green Health & Rehabilitation		1			1
Gulf Coast health and Rehabilitation, LLC		1			1
Granville Center		1			1
BEAUMONT REFERENCE LABORATORY			1	100%	1
EPIC CARE PHARMACY		1			1
SV MOBILE HEALTH			1	100%	1
SUMMIT LABORATORY			1	100%	1
Kroger 379 - The Little Clinic Stony Brook		1			1
Niles Nursing and Rehab. Center		1			1
ST. LUKES HOSPITAL			1	100%	1
ANDREWS INSTITUTE AMBULATORY SURGERY CENTER		1			1
MEDICAL CLINIC OF HOUSTON			1	100%	1
Kroger 524 - The Little Clinic Iron Bridge Road		1			1
NEW YORK PHYSICIANS LLP		1			1
MERCYONE DES MOINES MEDICAL CENTER			1	100%	1
Harbert Hills Academy Nursing Home		1			1
BEST CARE COMMUNITY AND FAMILY HEALTH CENTER INC			1	100%	1
LYSTER MAIN LAB, FT RUCKER		1			1
SHP WESTCHESTER LLC		1			1
DIGNITY HEALTH GOHEALTH		1			1
CYPRESS VILLAGE REHAB CENTER		1			1
LAMARQUE DIALYSIS			1	100%	1
GIFFORD MEMORIAL HOSPITAL		1			1
MID-FLORIDA CANCER CENTERS		1			1
LAS PALMAS MEDICAL CENTER			1	100%	1

COVID-19: testing by laboratory

Data through Feb 26, 2021 verified as of Feb 27, 2021 at 09:25 AM

Data in this report are provisional and subject to change.

The numbers in the table below represent the number of Florida and non-Florida residents for whom test results were received by the Department of Health. A person can be tested by more than one laboratory and can have both positive and negative results. **Therefore, the sum of the numbers in each column will be larger than the total number of people tested.**

Reporting lab	Inconclusive	Negative	Positive	Percent positive	Total
UNIVERSITY OF BALTIMORE WASHINGTON MEDICAL CENTER			1	100%	1
MINUTECLINIC DIAGNOSTIC OF OHIO #5060		1			1
BELLMORE PEDIATRICS		1			1
CAMBRIDGE HEALTH ALLIANCE			1	100%	1
VIRGINIA UROLOGY		1			1
BETHESDA HOSPITAL			1	100%	1
PARRISH MEDICAL GROUP			1	100%	1
RED BUG LAKE ROAD OVIEDO COVID			1	100%	1
MEDEXPRESS URGENT CARE - CONWAY		1			1
PROMUS DIAGNOSTICS, LLC			1	100%	1
PORTSMOUTH REG. HOSPITAL			1	100%	1
Alden North Shore			1	100%	1
TREASURE COAST INFECTIOUS DISEASE CONSULTANTS			1	100%	1
CVS HEALTH, #5962		1			1
Arch Plaza Nursing and Rehabilitation Center			1	100%	1
MEDEXPRESS URGENT CARE - RUSSELLVILLE, W MAIN ST		1			1
JACK M MATHENY II MD			1	100%	1
REEVES COUNTY HOSPITAL DISTRICT			1	100%	1
Terrace Glen Village		1			1
DIRECT PRIMARY CARE OF BURLESON			1	100%	1
MEMORIAL HOSPITAL OF TAMPA			1	100%	1
GOOD SAMARITAN SOCIETY - DE SMET		1			1
WVU MEDICINE AT SUNCREST TOWNE CENTRE			1	100%	1
Pontotoc Health and Rehab		1			1
ROYAL PALM PEDIATRICS			1	100%	1
ROUTE 16 PHARMACY LLC DBA HOLLAND PHAR		1			1
SAWGRASS PEDIATRIC PARTNERS LLC			1	100%	1
PHYSICIANS PREMIER			1	100%	1
Mountain View Manor			1	100%	1
NYU LANGONE AMBULATORY CARE LAKE SUCCE		1			1
CERMAK HEALTH SERVICES			1	100%	1
Brynwood Health & Rehabilitation Center			1	100%	1
BEAUMONT URGENT CARE		1			1
TANGLEWOOD MANOR		1			1
PELICAN STATE OUTPATIENT CENTER			1	100%	1
Holly Hill Healthcare Center			1	100%	1
Valley View Health and Rehabilitation, LLC		1			1
MARTIN MEM FAMILY CARE AT ST LUCIE W			1	100%	1
Baypoint Healthcare Center			1	100%	1
GARDENS AT MAPLEWOOD			1	100%	1
CENTRAL TX MEDICAL CENTER - LAB			1	100%	1
NORTH FLORIDA FAMILY MEDICINE			1	100%	1
PLEASANT RIDGE MANOR WEST		1			1
PARK LANE NURSING HOME		1			1
NSPIRE HEALTHCARE PLANTATION			1	100%	1
INSTANT MEDICAL CARE CENTER			1	100%	1

COVID-19: testing by laboratory

Data through Feb 26, 2021 verified as of Feb 27, 2021 at 09:25 AM

Data in this report are provisional and subject to change.

The numbers in the table below represent the number of Florida and non-Florida residents for whom test results were received by the Department of Health. A person can be tested by more than one laboratory and can have both positive and negative results. **Therefore, the sum of the numbers in each column will be larger than the total number of people tested.**

Reporting lab	Inconclusive	Negative	Positive	Percent positive	Total
ASHLEY CLINICAL DIAGNOSTIC LABORATORY			1	100%	1
BETHESDA DIALYSIS			1	100%	1
Kroger 481 - The Little Clinic Houston Levee		1			1
SOUTHWOOD HEALTHCARE CENTER		1			1
PEACE HEALTH FAMILY MEDICINE AT 87TH AVE		1			1
KIDSVILLE PEDIATRICS III PA			1	100%	1
ADVANCED RESEARCH AND DIAGNOSTIC LABORATORY UNIVERSITY OF MINNESOTA			1	100%	1
SOUTHWOOD NURSING & RETIREMENT CENTER		1			1
TRAFALGAR DIALYSIS			1	100%	1
SUNSHINE PEDIATRICS OF LUTZ			1	100%	1
INHEALTH LIFE SCIENCES LLC			1	100%	1
MOORE CLINICAL RESEARCH INC			1	100%	1
TAMPA HEALTH CARE PROVIDERS PA		1			1
BAYMEADOWS PEDIATRIC CARE		1			1
HARRIS URGENT CARE CENTER			1	100%	1
COLOMBO'S PHARMACY		1			1
FLORIDA HOSPITAL LAB			1	100%	1
Hillside Rehab and Care Center			1	100%	1
Florida Baptist Retirement Center		1			1
MT SINA1 HOSPICE			1	100%	1
PREMIER HEALTH CARE INC			1	100%	1
UNIVERSITY OF SOUTH FLORIDA			1	100%	1
FAIRVIEW SOUTHDALE			1	100%	1
MOUNT SINAI MEDICAL CENTER AVENTURA ER			1	100%	1
CURELOGICS WOUND CARE & HYPERBARIC CENTER		1			1
WOOD COUNTY HEALTH DEPARTMENT			1	100%	1
CLERMONT PEDIATRICS, PA			1	100%	1
SANTA BARABARA ALF LLC (THE WINDSOR)			1	100%	1
REGIONAL MEDICAL LABORATORY			1	100%	1
Acts Manor House		1			1
UABC			1	100%	1
BOND COUNTY HEALTH DEPARTMENT			1	100%	1
DIMMIT REGIONAL HOSPITAL			1	100%	1
BLAKE AT PENSACOLA OPERATION CO, LLC, THE			1	100%	1
SANTA ROSA PEDIATRICS			1	100%	1
STONECREST MEDICAL CENTER		1			1
URGENT CARE OF COASTAL GEORGIA			1	100%	1
INTERNAL MEDICINE GROUP OF CENTRAL FLORIDA			1	100%	1
CARESPOT EXPRESS HEALTHCARE BOYNTON BEACH			1	100%	1
HEALTHPARTNERS HUDSON CLINIC			1	100%	1
HENRY FORD HOSPITAL			1	100%	1
CHIEFLAND MEDICAL CENTER			1	100%	1
Strasburg Care Center		1			1
Walgreens #5065		1			1
Chestnut Ridge Nursing & Rehab		1			1
BAYLOR SCOTT & WHITE MEDICAL SURGICAL CLINIC			1	100%	1

COVID-19: testing by laboratory

Data through Feb 26, 2021 verified as of Feb 27, 2021 at 09:25 AM

Data in this report are provisional and subject to change.

The numbers in the table below represent the number of Florida and non-Florida residents for whom test results were received by the Department of Health. A person can be tested by more than one laboratory and can have both positive and negative results. **Therefore, the sum of the numbers in each column will be larger than the total number of people tested.**

Reporting lab	Inconclusive	Negative	Positive	Percent positive	Total
MEDCOR, INC			1	100%	1
PM PEDIATRICS OF BAYSIDE PLLC - BELLER		1			1
JMJ FAMILY PRACTICE			1	100%	1
CARESPOT - LEE VISTA			1	100%	1
MEADOWS PARK HEALTH AND REHABILITATION		1			1
WEILL CORNELL MEDICAL ASSOCIATES - EAST SIDE		1			1
MEDEXPRESS URGENT CARE - LAWRENCE		1			1
MEDICAL ASSOCIATES OF BREVARD LLC		1			1
BOULDER COMMUNITY HOSPITAL			1	100%	1
SANITAS RESEARCH LLC			1	100%	1
TAYLOR COUNTY HEALTH DEPARTMENT			1	100%	1
PALM BEACH DIABETES AND ENDOCRINE SPECIALISTS, PA			1	100%	1
THE EMORY CLINIC			1	100%	1
Troy Center for Rehabilitation & Nursing		1			1
GOSHEN HOSPITAL			1	100%	1
RURAL/METRO MIDSOUTH,		1			1
ALLIED PEDIATRICS & FAMILY MEDICINE			1	100%	1
HABANA HEALTH CARE CENTER			1	100%	1
EASTSIDE MEDICAL CLINIC		1			1
CORDOVA FAMILY PRACTICE			1	100%	1
EDGAR PRICE FAMILY & CHILDREN HEALTHCARE CENTER			1	100%	1
Carington Park			1	100%	1
WEST COCOA PHARMACY			1	100%	1
CVS SC2250POCT COLUMBIA		1			1
COLONIAL VILLA GOOD SAMARITAN CENTER		1			1
Signature Healthcare of Georgetown		1			1
LEE PHYSICIAN GROUP COLLEGE POINT		1			1
PHYSICIANS PRIMARY CARE LEHIGH PEDS			1	100%	1
EXCEPTIONAL EMERGENCY CENTER			1	100%	1
BL DIAGNOSTICS LLC			1	100%	1
PARK AVENUE PEDIATRICS PC		1			1
VELOCITY URGENT CARE - LITTLE CREEK			1	100%	1
LabCorp of America			1	100%	1
MEDEXPRESS URGENT CARE CHICOPEE			1	100%	1
Aspire Physical Recovery Center at Cahaba River		1			1
THE CLINIC ON SIXTH			1	100%	1
PM PEDIATRICS PC			1	100%	1
CVS IN8669POCT INDIANAPOLIS		1			1
Tremont Health & Rehabilitation Center		1			1
CVS MINUTE CLINIC #5836		1			1
CVS TX7675POCT RED OAK			1	100%	1
LOURDES URGENT CARE			1	100%	1
DR PHILLIPS CENTER FOR WELLNESS		1			1
UF HEALTH - WILDLIGHT			1	100%	1
Waycross Health and Rehabilitation		1			1
MERCY - NORTH IOWA			1	100%	1

COVID-19: testing by laboratory

Data through Feb 26, 2021 verified as of Feb 27, 2021 at 09:25 AM

Data in this report are provisional and subject to change.

The numbers in the table below represent the number of Florida and non-Florida residents for whom test results were received by the Department of Health. A person can be tested by more than one laboratory and can have both positive and negative results. **Therefore, the sum of the numbers in each column will be larger than the total number of people tested.**

Reporting lab	Inconclusive	Negative	Positive	Percent positive	Total
BEVERLY ADVANCED PRACTICE NURSING		1			1
BOCA RATON REGIONAL HOSPITAL		1			1
SCHUYLER HOSPITAL		1			1
HIDALGO FAMILY CLINIC			1	100%	1
SARHA DOCTORS CENTER			1	100%	1
Walgreens #3049		1			1
LOUIS A JOHNSON VAMC		1			1
MARTIN ARMY COMMUNITY HOSPITAL			1	100%	1
PANCARE HEALTH - CARR ELEM & MIDDLE SCHOOL			1	100%	1
CVS KS8601POCT OVERLAND PARK			1	100%	1
Kroger 717 - The Little Clinic Dolphin Drive			1	100%	1
ARLINGTON ADULT RESIDENTIAL FACILITY, INC			1	100%	1
CSI LABORATORIES FLORIDA			1	100%	1
PULMONARY MEDICINE		1			1
CARESPOT - OCOEE			1	100%	1
EAGLE COUNTY HEALTH AND HUMAN SERVICES			1	100%	1
HEALTH FIRST MEDICAL GROUP LLC			1	100%	1
MEMORIAL HERMANN SOUTHWEST HOSPITAL			1	100%	1
ST JOHNS EPISCOPAL HOSPITAL SOUTH SHORE		1			1
EXPRESS CARE OF OCALA			1	100%	1
LOPEZ		1			1
ATRIA TAMARAC			1	100%	1
BERKSHIRE MEDICAL CENTER			1	100%	1
Erie VAMC		1			1
CVS AZ69POCT PEORIA		1			1
WEST CARVER MEDICAL ASSOCIATES		1			1
Mary Anna Nursing Home		1			1
ST MARY'S OF SAGINAW		1			1
Shoreline Care Center			1	100%	1
PALM BEACH DIGESTIVE ASSOCIATES			1	100%	1
PEDIATRIC PARTNERS			1	100%	1
Diversicare of Smyrna		1			1
GIBSON AREA PRIMARY CARE			1	100%	1
PALM COTTAGE OPERATOR LLC			1	100%	1
Walgreens #11724		1			1
DSI LABORATORIES-NAPLES-7TH			1	100%	1
HENRY FORD WEST BLOOMFIELD HOSPITAL			1	100%	1
RAYMOND F CARON MD			1	100%	1
COLLINS NURSING HOME		1			1
CVS OH10893POCT PARMA			1	100%	1
PHYSICIAN ASSOCIATES, LLC			1	100%	1
BAYFRONT HEAL WOUND CARE AND HYPERBARIC CENTER			1	100%	1
CONSOLIDATED			1	100%	1
Birmingham Nursing & Rehab Center		1			1
INDIAN RIVER CLINICAL LABORATORY, INC.		1			1
PEACHEALTH LABORATORIES		1			1

COVID-19: testing by laboratory

Data through Feb 26, 2021 verified as of Feb 27, 2021 at 09:25 AM

Data in this report are provisional and subject to change.

The numbers in the table below represent the number of Florida and non-Florida residents for whom test results were received by the Department of Health. A person can be tested by more than one laboratory and can have both positive and negative results. **Therefore, the sum of the numbers in each column will be larger than the total number of people tested.**

Reporting lab	Inconclusive	Negative	Positive	Percent positive	Total
PASTEUR MEDICAL HIALEAH GARDEN LLC			1	100%	1
THE CENTER FOR DISCOVERY		1			1
NEVADA DEPARTMENT OF HEALTH AND HUMAN SERVICES			1	100%	1
SACRED HEART HEALTH SYSTEM- MIDWIFE PROGRAM			1	100%	1
Vista Park			1	100%	1
Ash Flat Healthcare and Rehabilitation Center			1	100%	1
JUPITER MEDICAL CENTER INC			1	100%	1
BALLAD HEALTH MEDICAL ASSOCIATES URGENT CARE			1	100%	1
MONMOUTH MEDICAL CENTER		1			1
ALAFAYA WOODS FAMILY MEDICAL CENTER		1			1
TERRELL URGENT CARE			1	100%	1
UPSON REGIONAL MEDICAL CENTER			1	100%	1
KINGWOOD EMERGENCY HOSPITAL			1	100%	1
CATSKILL REGIONAL MEDICAL CENTER		1			1
WELLSTAR COBB HOSPITAL			1	100%	1
MORSE LIFE HOME CARE INC			1	100%	1
Bethel Lutheran Nursing & Rehabilitation Center		1			1
SUNCOAST FAMILY MEDICAL ASSOCIATES			1	100%	1
ANDERSON REGIONAL MEDICAL CENTER			1	100%	1
Memorial Health Care Center			1	100%	1
FAMILY PRACTICE ASSOCIATES		1			1
YOUR HEALTH PEDIATRICS			1	100%	1
SPARTA HEALTH & REHAB		1			1
Kroger 397 - The Little Clinic Frankfort East		1			1
UW MEDICINE CHU LAB			1	100%	1
MID FLORIDA COMMUNITY SERVICES			1	100%	1
RM PHARMACY SERVICES INC		1			1
DE TAR HOSPITAL			1	100%	1
Essex Center for Rehabilitation and Healthcare		1			1
OHSU LABORATORY SERVICES		1			1
BAPTIST HEALTH PRIMARY CARE AT DORAL			1	100%	1
WEST PENSACOLA DIALYSIS CENTER			1	100%	1
CONCENTRA - TAMPA EAST		1			1
Community Care Center of Heritage House, LLC			1	100%	1
Rehab Select of Talladega		1			1
UMMC MIDTOWN CAMPUS			1	100%	1
HACKENSACK UNIVERSITY MEDICAL CENTER		1			1
Grand Junction VAMC		1			1
ADVENTHEALTH MEDICAL GROUP COMMUNITY MEDICINE			1	100%	1
ASSISTED LIVING AT TREZEVANT		1			1
DIVERSICARE OF BIG SPRINGS		1			1
HOLLAND COMMUNITY HOSPITAL		1			1
ADVENT HEALTH - OWASA			1	100%	1
DOCTORS MEMORIAL HOSP HOME HEALTH CARE		1			1
MANCHESTER COMMONS		1			1
LAB PLUS, LLC			1	100%	1

COVID-19: testing by laboratory

Data through Feb 26, 2021 verified as of Feb 27, 2021 at 09:25 AM

Data in this report are provisional and subject to change.

The numbers in the table below represent the number of Florida and non-Florida residents for whom test results were received by the Department of Health. A person can be tested by more than one laboratory and can have both positive and negative results. **Therefore, the sum of the numbers in each column will be larger than the total number of people tested.**

Reporting lab	Inconclusive	Negative	Positive	Percent positive	Total
PULMONARY, CRITICAL CARE AND SLEEP DISORDERS INSTITUTE OF SOUTH FLORID			1	100%	1
LIMA MEMORIAL HOSPITAL			1	100%	1
BAPTIST ASI			1	100%	1
Birmingham Nursing and Rehabilitation East LLC		1			1
DIGNITY HEALING LLC			1	100%	1
ROAN MOUNTAIN MEDICAL CENTER			1	100%	1
1ST MED DOTHAN			1	100%	1
ELITE MEDICAL LABORATORY SOLUTIONS LLC			1	100%	1
ST. LUKE'S HOSPITAL			1	100%	1
NORTH SHORE HEMATOLOGY-ONCOLOGY ASSOCI		1			1
SHARON REGIONAL MEDICAL CENTER			1	100%	1
THE CHILDREN'S HOSPITAL OF PHILADELPHIA		1			1
CONCENTRA - OCALA		1			1
FHPG INTERNAL MEDICINE OF BRANDON			1	100%	1
LAKE VISTA DIALYSIS			1	100%	1
PREMIER FAMILY AND SPORTS MEDICINE LLC			1	100%	1
JACKSBORO URGENT CARE			1	100%	1
CONCIERGE INTERNAL MEDICINE ASSOCIATES			1	100%	1
NFRC CLINICAL LAB			1	100%	1
HEALTH PLUS SUNRISE MEDICAL OFFICE			1	100%	1
REFERENCE LABORATORY			1	100%	1
LABORATORIO MEDICO CENTRAL CONDOMINO MD			1	100%	1
WATERBURY HOSPITAL REFERENCE LAB			1	100%	1
ARIZA WELLNESS CARE LLC			1	100%	1
MEDPOST - NORTH DALLAS			1	100%	1
NORTHSIDE FAMILY MEDICINE AND URGENT CARE (CUMMING)		1			1
CAREHERE HUDSON BAY			1	100%	1
Sunnybrook Rehabilitation Center			1	100%	1
BASCOM PALMER EYE INSTITUTE			1	100%	1
GEORGE WASHINGTON UNIVERSITY HOSPITAL			1	100%	1
AUSTIN URGENT CARE			1	100%	1
ORLANDO PHYSICIAN NETWORK		1			1
CHILDREN'S MEMORIAL HOSPITAL			1	100%	1
SSC NASHVILLE OPERATING CO LLC D/B/A		1			1
TLC MEDICAL			1	100%	1
FLORIDA HEALTH CARE MEDICAL GROUP		1			1
CENTRAL FLORIDA ADULT MEDICINE		1			1
Kroger 705 - The Little Clinic Richmond		1			1
SUMMIT COUNTY PUBLIC HEALTH DEPARTMENT			1	100%	1
OMNI HEALTHCARE URGENT CARE			1	100%	1
AURORA CONSOLIDATED LABORATORY			1	100%	1
HEALTH EXPRESS		1			1
MEDEXPRESS URGENT CARE - HADLEY		1			1
Riviera Health Resort		1			1
NEVADA RURAL HOUSING AUTHORITY			1	100%	1
QUEST INC			1	100%	1

COVID-19: testing by laboratory

Data through Feb 26, 2021 verified as of Feb 27, 2021 at 09:25 AM

Data in this report are provisional and subject to change.

The numbers in the table below represent the number of Florida and non-Florida residents for whom test results were received by the Department of Health. A person can be tested by more than one laboratory and can have both positive and negative results. **Therefore, the sum of the numbers in each column will be larger than the total number of people tested.**

Reporting lab	Inconclusive	Negative	Positive	Percent positive	Total
CARESOUTH HHA HOLDINGS OF THE TREASURE COAST LLC			1	100%	1
SAINT BARNABAS MEDICAL CENTER		1			1
A.G. Rhodes		1			1
ADVENTHEALTH MEDICAL GROUP SENIOR HEALTH AT			1	100%	1
HORIZON MEDICAL CENTER			1	100%	1
COURTLAND TERRACE		1			1
The Pines at Poughkeepsie Center for Nursing and Rehabilitation		1			1
BAYCARE OUTREACH LAB AT NEW TAMPA			1	100%	1
DIAGNOSTIC GROUP INTEGRATED HEALTHCARE			1	100%	1
OPTUM MEDICAL CLINIC IN ROCKRIMMON			1	100%	1
CSL PLASMA CENTER			1	100%	1
Kroger 682 - The Little Clinic New Holland Market			1	100%	1
HEALTHCARE ASSOCIATES OF IRVING, LLP			1	100%	1
HILLSBORO MEDICAL CENTER MAIN LABORATO		1			1
UNIVERISTY HOSPITAL			1	100%	1
VIVEX/UMTB BIOMEDICAL			1	100%	1
OHIO VALLEY MANOR NURSING &		1			1
PATIENT FIRST-GENERAL BOOTH			1	100%	1
CONTINENTAL HOME HEALTH CARE INC			1	100%	1
FRONT PORCH PEDIATRICS PLLC			1	100%	1
STEPHENS COUNTY HOSPITAL			1	100%	1
FLAGLER CARE CENTER			1	100%	1
WINTER PARK MEMORIAL HOSPITAL LABORATORY		1			1
MISSISSIPPI VALLEY REGIONAL BLOOD CENTER			1	100%	1
LIBERTY URGENT CARE			1	100%	1
CROZER-CHESTER MEDICAL CENTER			1	100%	1
KIDSVILLE PEDIATRICS IV PA		1			1
bishop rehabilitation and nursing center		1			1
PREMIUM HOME HEALTH CARE INC			1	100%	1
CONVENIENT MEDICAL AND HEALTH SERVICES			1	100%	1
St. Anne Home		1			1
SOMA MEDICAL CENTER PA #3 PALOMINO			1	100%	1
MORNINGSIDE NURSING AND REHABILITATION		1			1
LabCorp L#09258295 M#09258285			1	100%	1
SHAH			1	100%	1
Hillside Manor Rehabilitation and Extended Care Center		1			1
CVS CA9823POCT SACRAMENTO		1			1
CHOTA COMMUNITY HEALTH SERVICES		1			1
Imperial Healthcare Centre			1	100%	1
The Center at Centennial			1	100%	1
ALLEGANY COUNTY DEPARTMENT OF HEALTH		1			1
CLEVELAND CLINIC OHIO LABORATORIES			1	100%	1
CONWAY - SHERWOOD URGENT CARE			1	100%	1
CLERMONT HEALTH DEPARTMENT			1	100%	1
LIFELINK TRANSPLANT INSTITUTE LAB			1	100%	1
TFH HOME HEALTH INC			1	100%	1

COVID-19: testing by laboratory

Data through Feb 26, 2021 verified as of Feb 27, 2021 at 09:25 AM

Data in this report are provisional and subject to change.

The numbers in the table below represent the number of Florida and non-Florida residents for whom test results were received by the Department of Health. A person can be tested by more than one laboratory and can have both positive and negative results. **Therefore, the sum of the numbers in each column will be larger than the total number of people tested.**

Reporting lab	Inconclusive	Negative	Positive	Percent positive	Total
JOHNSON & JOHNSON VISION CARE-VISTAKON			1	100%	1
EAST CORE LAB			1	100%	1
LEXINGTON HOSPITAL CORPORATION			1	100%	1
FLORIDA CLINICAL RESEARCH CENTER, LLC			1	100%	1
MEMORIAL HERMANN MEDICAL GROUP-ATASCOCITA PEDS			1	100%	1
PALMETTO LANDING			1	100%	1
CARE STATION MEDICAL GROUP		1			1
CHILTON MEDICAL CENTER		1			1
ORDRS, INC.			1	100%	1
BROOKDALE FORT MYERS LAKES PARK			1	100%	1
Longwood Community Living Center		1			1
Brookdale Southside			1	100%	1
GATEWAY HEALTHCARE, PC			1	100%	1
WillowBrooke Court at Westminster Village		1			1
Fairhaven Retirement Community		1			1
KROGER 915 - THE LITTLE CLINIC ANDERSON			1	100%	1
FAMILY MEDICAL CLINIC KENDALL LLC			1	100%	1
CVS NV5942POCT LAS VEGAS		1			1
SMITH			1	100%	1
HAYS CLINICAL LAB			1	100%	1
QUICKCARE HEALTH, INC			1	100%	1
St Mary's d'Youville Pavilion		1			1
CVS CA8861POCT BUENA PARK		1			1
ADVANCED CARDIOVASCULAR DIAGNOSTICS OF FL			1	100%	1
SELECT MEDICAL CLINIC			1	100%	1
AMD			1	100%	1
OPTUM OF HIALEAH		1			1
RAMBAM URGENT CARE			1	100%	1
ST JOHN'S HOME CARE			1	100%	1
FAU		1			1
MEDEXPRESS URGENT CARE, EDWARDSVILLE		1			1
AMERICAN LAB LLC		1			1
Walgreens #10851		1			1
NORTHEAST BAPTIST HOSPITAL			1	100%	1
MEDSTAR URGENT CARE, LLC			1	100%	1
Kroger 006 - The Little Clinic Uintah Gardens		1			1
SPRING VALLEY HOSPITAL MEDICAL CENTER			1	100%	1
GOOD PEDIATRICS			1	100%	1
LAKE WALES DIALYSIS CENTER			1	100%	1
Kroger 523 - The Little Clinic Dickson			1	100%	1
GEORGETOWN URGENT CARE			1	100%	1
UPMC NORTHWEST HOSPITAL			1	100%	1
UMASS MEMORIAL/MARLBORO HOSPITAL			1	100%	1
MOSAIC MEDICAL CENTER MARYVILLE			1	100%	1
SKIN WELLNESS PHYSICIANS LLC		1			1
FLORIDA EPIDEMIOLOGY PROGRAM			1	100%	1

COVID-19: testing by laboratory

Data through Feb 26, 2021 verified as of Feb 27, 2021 at 09:25 AM

Data in this report are provisional and subject to change.

The numbers in the table below represent the number of Florida and non-Florida residents for whom test results were received by the Department of Health. A person can be tested by more than one laboratory and can have both positive and negative results. **Therefore, the sum of the numbers in each column will be larger than the total number of people tested.**

Reporting lab	Inconclusive	Negative	Positive	Percent positive	Total
IZ MEDICAL		1			1
BROOKDALE FORT WALTON BEACH			1	100%	1
MIAMI CEREBRAL PALSY RESIDENTIAL			1	100%	1
JACKSONVILLE HEALTH & REHAB		1			1
FASTMED URGENT CARE			1	100%	1
SAINT JOSEPH'S HOSPITAL AND MEDICAL CENTER		1			1
WW Chem Auto SS			1	100%	1
BAPTIST HEALTH SURGERY CENTER			1	100%	1
Seal Rock Healthcare		1			1
NORTH FLORIDA CHILD DEVELOPMENT, INC			1	100%	1
BROOKS REHAB			1	100%	1
BATESVILLE - SHERWOOD URGENT CARE			1	100%	1
MODERN URGENT CARE			1	100%	1
Woodstock Nursing and Rehabilitation Center		1			1
MEDICAL ASSOCIATES OF THE SHOALS		1			1
Waddell Nursing & Rehab Center		1			1
NORTH BROWARD MEDICAL CENTER			1	100%	1
SONORAN DESERT PATHOLOGY			1	100%	1
AAA MEDICAL TESTING			1	100%	1
CHILDREN'S NATIONAL MEDICAL CENTER			1	100%	1
EXPRESS PHARMACY INC		1			1
ASSOCIATESMD			1	100%	1
NORTH COUNTY MEDICAL LAB			1	100%	1
SYNERGY DIALYSIS INC			1	100%	1
ALL CHILDRENS PEDIATRIC CLINIC			1	100%	1
Kroger 549 - The Little Clinic Clinton Highway		1			1
HHCS PHARMACY INC			1	100%	1
ENZO LABS INC			1	100%	1
ACCESS 365 URGENT CARE LLC			1	100%	1
MEDICAL SPECIALISTS OF THE PALM BEACHES INC			1	100%	1
NAVARRO MEDICAL CENTERS LLC			1	100%	1
ALLIANCE MD DIRECT PRIMARY CARE			1	100%	1
LAKEVIEW REGIONAL HOSPITAL			1	100%	1
LAREDO EMERGENCY ROOM			1	100%	1
WEST COAST CLINICAL LABS INC			1	100%	1
CLEVELAND CLINIC AKRON GENERAL			1	100%	1
LIBERTY HEALTH CENTER			1	100%	1
AUGUSTA HEALTH CLINICAL LABORATORY			1	100%	1
CHC SOUTHWEST FLORIDA LAB-LIVE			1	100%	1
SOUTH TEXAS HEALTH SYSTEM ER - WARE ROAD			1	100%	1
FAST PACE URGENT CARE			1	100%	1
CHAMBREL AT PINECASTLE			1	100%	1
CROSS CREEK HEALTH CARE		1			1
URGENT TEAM MANAGEMENT OF TENNESSEE, L			1	100%	1
PIONEER CLINICAL RESEARCH LLC			1	100%	1
ST VINCENTS OUTPATIENT IMAGING		1			1

COVID-19: testing by laboratory

Data through Feb 26, 2021 verified as of Feb 27, 2021 at 09:25 AM

Data in this report are provisional and subject to change.

The numbers in the table below represent the number of Florida and non-Florida residents for whom test results were received by the Department of Health. A person can be tested by more than one laboratory and can have both positive and negative results. **Therefore, the sum of the numbers in each column will be larger than the total number of people tested.**

Reporting lab	Inconclusive	Negative	Positive	Percent positive	Total
ODYSSEY HEALTH CARE OF MARION COUNTY LLC		1			1
Kroger 968 - The Little Clinic Colerain Township		1			1
Bethany Manor		1			1
CHRISTIANA HOSPITAL		1			1
GENOTOX LABORATORIES		1			1
DR JAMES D FORBES FAMILY CARE CENTER			1	100%	1
ACUPATH LABORATORIES INC			1	100%	1
EAST COAST INSTITUTE FOR RESEARCH LLC			1	100%	1
UNLIMITED MEDICAL SERVICES OF FL PL DBA		1			1
PALOMAR MEDICAL CENTER			1	100%	1
ADVANCE MD CARE			1	100%	1
DOCTORS AFTER HOURS URGENT CARE CENTER			1	100%	1
Kroger 907 - The Little Clinic Holland		1			1
NEMOURS CHILDREN'S PRIMARY CARE, ST CLOUD			1	100%	1
HYDE PARK MEDICAL CENTER		1			1
POMPANO BEACH ARTIFICIAL KIDNEY CENTER			1	100%	1
			1	100%	1
Kroger 57 - The Little Clinic Jay C Charlestown		1			1
BUFFALO VAMC			1	100%	1
SPRINGBROOK HOSPITAL			1	100%	1
Kroger 350 - The Little Clinic New Cut Road		1			1
Fairview			1	100%	1
FINLAY MEDICAL RESEARCH CORP			1	100%	1
CVS IL5797POCT CAROL STREAM		1			1
INLET CONCIERGE MEDICINE			1	100%	1
FORT LOUDOUN PRIMARY CARE		1			1
NHC HealthCare St. Charles		1			1
MIAMI VASCULAR SURGERY			1	100%	1
LIFEGUARD AMBULANCE SERVICE LLC - BAY COUNTY			1	100%	1
LABORATORIO BUENA SALUD			1	100%	1
SAINT PETE MRI			1	100%	1
SAN JOSE CLINIC		1			1
UNITYPOINT HEALTH TRINITY			1	100%	1
ISLANDS ASSISTED LIVING FACILITY,THE			1	100%	1
COLUMBIA CREST CARE & RAHAB		1			1
HELEN HAYES HOSPITAL LABORATORY		1			1
WATERTOWN URGENT CARE		1			1
DEPT OF VA MEDICAL CENTER - MIAMI			1	100%	1
BLACKBERRY CENTER, THE		1			1
MAIN STREET PHARMACY OF MARCELLUS, INC		1			1
Crestwood Nursing Center		1			1
ADVENTHEALTH MEDICALGROUP PEDIATRICS AT ORLANDO		1			1
Kroger 825 - The Little Clinic Dorothy Lane		1			1
ATHENA PLASTIC SURGERY		1			1
NEW MILFORD HOSPITAL			1	100%	1
Vi at Aventura		1			1

COVID-19: testing by laboratory

Data through Feb 26, 2021 verified as of Feb 27, 2021 at 09:25 AM

Data in this report are provisional and subject to change.

The numbers in the table below represent the number of Florida and non-Florida residents for whom test results were received by the Department of Health. A person can be tested by more than one laboratory and can have both positive and negative results. **Therefore, the sum of the numbers in each column will be larger than the total number of people tested.**

Reporting lab	Inconclusive	Negative	Positive	Percent positive	Total
B2 URGENT CARE			1	100%	1
MEDEXPRESS-DOVER		1			1
SANTA CLARA VALLEY MEDICAL CENTER			1	100%	1
Kroger 531 - The Little Clinic Waterville		1			1
SHRIVERS PHARMACY AND WELLNESS CENTER			1	100%	1
NORTHSIDE FAMILY MEDICINE		1			1
NORTHWEST TEXAS HEALTHCARE SYSTEM, INC			1	100%	1
A G RHODES HOME AT WESLEY WOODS		1			1
SKY RIDGE MEDICAL CENTER - MICRO			1	100%	1
NONA MEDICAL ARTS		1			1
CVS AZ9210POCT SCOTTSDALE		1			1
BLESSINGS MEDICAL CLINIC, THE			1	100%	1
Newton Wellesley Center for Alzheimer's Care		1			1
CVS AZ7841POCT TUCSON		1			1
MDS PHARMA SERVICES		1			1
CVS MA1095POCT AMHERST		1			1
MANATEE URGENT CARE LLC			1	100%	1
MEDEX CLINIC LLC			1	100%	1
FLAGLER PROFESSIONAL HEALTH CARE SERVICES INC		1			1
Kroger 367 - The Little Clinic Walton		1			1
MEDICAL ASSOCIATES OF PINELLAS - LAB			1	100%	1
Eagle Health and Rehabilitation		1			1
Heartland of Perrysburg		1			1
ADVENTHEALTH DURAND			1	100%	1
RIVERSIDE MEDICAL CENTER		1			1
CVS NM7242POCT ALBUQUERQUE		1			1
RIDGEFIELD PEDIATRIC ASSOCIATES		1			1
LANTANA HC LAB			1	100%	1
OHIOHEALTH URGENT CARE			1	100%	1
STEWART FLORIDA ALF, INC			1	100%	1
HAPPY KIDZ PEDIATRICS PL			1	100%	1
LADY OF THE SEA HOSPITAL LAB			1	100%	1
CUSTOM SCRIPTS PHARMACY		1			1
HOUSTON DEPARTMENT OF HEALTH AND HUMAN SERVICES			1	100%	1
BETHESDA HOSPITAL EAST BLOOD GAS LAB			1	100%	1
EASTSIDE URGENT CARE			1	100%	1
AURORA HEALTH CARE METRO INC			1	100%	1
WALGREENS #15369		1			1
COMMUNITY			1	100%	1
ELKHART GENERAL HOSPITAL			1	100%	1
AL MANI HEALTH INSTITUTE		1			1
PATHOLOGY		1			1
UT HEALTH RIO GRANDE VALLEY PRIMARY CARE AT			1	100%	1
ARTESIAN HOME		1			1
NATION'S BEST CARE HOME HEALTH			1	100%	1
FAMILY MEDICAL CENTRE			1	100%	1

COVID-19: testing by laboratory

Data through Feb 26, 2021 verified as of Feb 27, 2021 at 09:25 AM

Data in this report are provisional and subject to change.

The numbers in the table below represent the number of Florida and non-Florida residents for whom test results were received by the Department of Health. A person can be tested by more than one laboratory and can have both positive and negative results. **Therefore, the sum of the numbers in each column will be larger than the total number of people tested.**

Reporting lab	Inconclusive	Negative	Positive	Percent positive	Total
E-LAB OF FLORIDA			1	100%	1
HUMC		1			1
DAYTONA BEACH DIALYSIS			1	100%	1
MEDCOR CORPORATE CLINIC			1	100%	1
MEMORIALCARE LONG BEACH MEDICAL CENTER			1	100%	1
MARYLAND DEPARTMENT OF HEALTH AND MENTAL HYGIENE-LABORATORIES			1	100%	1
BETHESDA ON TURKEY CREEK			1	100%	1
WINDMOOR HEALTHCARE			1	100%	1
Kroger 698 - The Little Clinic 14th Street/Bell		1			1
Avera Sr. James Care Center		1			1
SHAMRA MEDICAL LABORATORY			1	100%	1
UMASS MEMORIAL MEDICAL CENTER, INC		1			1
FIU HEALTH CARE CENTER			1	100%	1
Kroger 667 - The Little Clinic Litchfield Park		1			1
SOUTHWEST REGIONAL PCR LABORATORY			1	100%	1
MINUTECLINIC, LLC #07876			1	100%	1
MAYO CLINIC BEACHES PRIMARY CARE CTR		1			1
JACKSONVILLE PEDIATRICS			1	100%	1
SWIFTCARE URGENT CARE, PLLC			1	100%	1
MARRA'S PHARMACY		1			1
ENCOMPASS HEALTH REHABILITATION			1	100%	1
HEALTH ALLIANCE			1	100%	1
KID FIXERS		1			1
LCMC LAB SUBSECTION		1			1
ARISTACARE AT MANCHESTER		1			1
CVS MA2125POCT NATICK		1			1
MINUTECLINIC DIAGNOSTIC OF NH, LLC (CL		1			1
UHS BINGHAMTON GENERAL			1	100%	1
Lutheran Community at Telford		1			1
CHI MEMORIAL HOSPITAL CHATTANOOGA			1	100%	1
Sanford Health & Rehabilitation			1	100%	1
LARKIN COMMUNITY HOSPITAL PALM SPRINGS CAMPUS			1	100%	1
ELLIS HOSPITAL URGENT CARE CENTER LAB		1			1
VIP FAMILY PRACTICE			1	100%	1
CATHEDRAL GERONTOLOGY CENTER DBA CATHEDRAL CARES			1	100%	1
SUTTER GOULD MEDICAL FOUNDATION			1	100%	1
VETERANS AFFAIRS MEDICAL CENTER - EAST ORANGE			1	100%	1
MEMORIAL HERMANN KATY HOSPITAL			1	100%	1
Autumn Care of Suffolk		1			1
CARENOW URGENT CARE - SPRING			1	100%	1
BRADENTON DIALYSIS			1	100%	1
MEDEXPRESS URGENT CARE, MOSSIDE		1			1
The Palms Nursing and Rehabilitation		1			1
MARTIN HEALTH PHYSICIAN GROUP			1	100%	1
Rockcastle Health and Rehab		1			1
MINNESOTA DEPARTMENT OF HEALTH LABORATORY			1	100%	1

COVID-19: testing by laboratory

Data through Feb 26, 2021 verified as of Feb 27, 2021 at 09:25 AM

Data in this report are provisional and subject to change.

The numbers in the table below represent the number of Florida and non-Florida residents for whom test results were received by the Department of Health. A person can be tested by more than one laboratory and can have both positive and negative results. **Therefore, the sum of the numbers in each column will be larger than the total number of people tested.**

Reporting lab	Inconclusive	Negative	Positive	Percent positive	Total
Kroger 086 - The Little Clinic Broomfield-Sheridan		1			1
IMMY LABS			1	100%	1
SPARTANBURG REGIONAL MEDICAL CENTER			1	100%	1
Port Orange Nursing And Rehab Center			1	100%	1
Kroger 395 - The Little Clinic Blanchester		1			1
777 URGENT CARE			1	100%	1
WVU MEDICINE - WESTON			1	100%	1
MAYO MEDICAL LABORATORIES			1	100%	1
TENNOVA HEALTHCARE - CLEVELAND			1	100%	1
WEST FLORIDA MEDICAL ASSOCIATES PA			1	100%	1
Community Compassion Center of Batesville			1	100%	1
PT&J REHAB LLC		1			1
Kroger 126 - The Little Clinic Cottonwood		1			1
Vibralf of El Paso Rehabilitation Center			1	100%	1
C V S / PHARMACY #833		1			1
Falmouth By The Sea			1	100%	1
CRYSTAL RIVER FIRE DEPARTMENT			1	100%	1
Dugan Memorial Home		1			1
MERCY HEALTH			1	100%	1
FLORIDA FAMILY LABORATORY		1			1
WELL-KEY URGENT CARE SEVIERVILLE			1	100%	1
Life Care Center of Auburn		1			1
441 URGENT CARE CENTER - BROWNWOOD			1	100%	1
SANFORD LABORATORIES WATERTOWN			1	100%	1
BROOKSHIRE, THE			1	100%	1
WAYCROSS INTRTNAL MEDICINE			1	100%	1
MAURY REGIONAL MEDICAL CENTER		1			1
MID FLORIDA BIOLOGICALS			1	100%	1
LIFESPAN HEALTH - SELMER		1			1
SOWAL HEALTH & DRUG			1	100%	1
RESOURCE PATH LLC			1	100%	1
SAINT LEO UNIVERSITY INCORPORATED			1	100%	1
NEW ERA HEALTH CENTER INC		1			1
APPLING NURSING & REHABILITATION PAVIL		1			1
MERCY GENERAL HOSPITAL			1	100%	1
MANHATTAN COLLEGE HEALTH SERVICES		1			1
MINUTECLINIC DIAGNOSTIC OF VIRGINIA, LLC #1980		1			1
UNIVERSITY OF MIAMI PRIMARY CARE SITE UMHC 3039			1	100%	1
PARTNERS IN PRIMARY CARE		1			1
VA SALT LAKE CITY HCS		1			1
Fairhope		1			1
MEDEXPRESS URGENT CARE-MEADVILLE			1	100%	1
Hearthstone Nursing and Rehabilitation Center		1			1
MAYO CLINICAL LABORATORIES		1			1
BAPTIST MEDICAL PLAZA AT WESTCHESTER			1	100%	1
ALLEGHENY GENERAL HOSPITAL			1	100%	1

COVID-19: testing by laboratory

Data through Feb 26, 2021 verified as of Feb 27, 2021 at 09:25 AM

Data in this report are provisional and subject to change.

The numbers in the table below represent the number of Florida and non-Florida residents for whom test results were received by the Department of Health. A person can be tested by more than one laboratory and can have both positive and negative results. **Therefore, the sum of the numbers in each column will be larger than the total number of people tested.**

Reporting lab	Inconclusive	Negative	Positive	Percent positive	Total
PROVIDENCE ST PETER HOSPITAL		1			1
WALGREEN#12147		1			1
UNIVERSITY OF IOWA HOSPITALS & CLINICS			1	100%	1
TENNOVA ER - SANGO			1	100%	1
CVS / PHARMACY #10794			1	100%	1
CVS SC5471POCT LEXINGTON		1			1
WALGREENS #10308		1			1
METRO HEALTH HOSPITAL LABORATORY		1			1
RICHMOND MEDICAL CENTER FOR WOMEN		1			1
KATHY L ANDERSON DO PA			1	100%	1
NEMOURS CHILDRENS PRIMARY CARE CLERMONT			1	100%	1
THE MEDICAL CENTER AT BOWLING GREEN			1	100%	1
THE TOLEDO HOSPITAL			1	100%	1
Chateau Living Center			1	100%	1
MED FIRST IMMEDIATE CARE AND FAMILY PRACTICE			1	100%	1
WALGREENS #01398			1	100%	1
RAJ K PAI MD PA			1	100%	1
Kroger 541 - The Little Clinic Long Hollow Pike		1			1
GRAND VIEW HOSPITAL			1	100%	1
PRIMARY CARE & PEDIATRICS - SHEPHERSTOWN		1			1
Walgreens #9620		1			1
MORGAN STANELY HEALTH CENTER		1			1
TMH PHYSICIAN PARTNERS QUINCY			1	100%	1
Grangeville Health and Rehab		1			1
TREASURE COAST PRIMARY CARE		1			1
ST GERARD'S COMMUNITY OF CARE		1			1
SPECTRUM LABORATORY			1	100%	1
SILVERMAN			1	100%	1
WEST BOYNTON DIALYSIS			1	100%	1
LOUISIANA STATE LAB			1	100%	1
LAKELAND MEDICAL CENTER			1	100%	1
EVENING PEDIATRICS INC			1	100%	1
ENCOMPASS HEALTH HOME HEALTH		1			1
GREATER MIAMI DIALYSIS			1	100%	1
Alden Lincoln Park			1	100%	1
MED-LAKE LABORATORY			1	100%	1
NORWALK HOSPITAL			1	100%	1
MAJESTIC OAKS			1	100%	1
WMC HEALTH GROUP INC			1	100%	1
MEMORIAL HOSPITAL MIRAMAR WAIVED TESTING			1	100%	1
DAVITA DIALYSIS-NORTH			1	100%	1
DORAL KIDNEY CENTER			1	100%	1
UT MD ANDERSON CANCER CENTER-TUMOR MARKER LAB			1	100%	1
NEMOURS CHILDREN'S PRIMARY CARE			1	100%	1
EAST SIDE CLINICAL LABORATORY			1	100%	1
CENTRAL FLORIDA HOSPITALIST			1	100%	1

COVID-19: testing by laboratory

Data through Feb 26, 2021 verified as of Feb 27, 2021 at 09:25 AM

Data in this report are provisional and subject to change.

The numbers in the table below represent the number of Florida and non-Florida residents for whom test results were received by the Department of Health. A person can be tested by more than one laboratory and can have both positive and negative results. **Therefore, the sum of the numbers in each column will be larger than the total number of people tested.**

Reporting lab	Inconclusive	Negative	Positive	Percent positive	Total
Piqua Manor		1			1
Juniper Village at Bucks County		1			1
Orange City Nursing and Rehab Center			1	100%	1
Court House Center		1			1
WINNIFRED ASSISTED LIVING FACILITY INC		1			1
DOCTOR TODAY URGENT CARE			1	100%	1
NEW RIVER HEALTH DISTRICT			1	100%	1
DONALSONVILLE HOSPITAL			1	100%	1
TARRYTOWN PHARMACY			1	100%	1
GUIDEWELL EMERGENCY MEDICINE DOCTORS LLC #33			1	100%	1
ST. PETERSBURG PEDIATRICS-SEMINOLE			1	100%	1
QC LABORATORY			1	100%	1
ALIMETRIX INC		1			1
MEDCARE QUALITY MEDICAL CENTER LLC			1	100%	1
Parkview Care Center			1	100%	1
MEDONE URGENT CARE			1	100%	1
PALMETTO CHARTER SCHOOL		1			1
CVS IL8750POCT CHICAGO		1			1
SHANNON CLARK OD, PA			1	100%	1
BLANCHARD VALLEY HOSPITAL LABORATORY			1	100%	1
BOLLES SCHOOL, THE			1	100%	1
LIFE CARE CENTER OF GWINNETT		1			1
KINGWOOD EMERGENCY CENTER			1	100%	1
SYCAMORE MEDICAL CENTER-KETTERING HEALTH NETWORK			1	100%	1
ORANGE PEDIATRICS PA			1	100%	1
FREEPORT ER DOX URGENT CARE		1			1
POETS WALK SARASOTA			1	100%	1
Dulles Health and Rehab Center		1			1
CARINGPLUS HOMECARE LLC			1	100%	1
EXPRESS WALK IN MEDICAL CENTER			1	100%	1
GARDEN VIEW CARE CENTER		1			1
CENTRAL JERSEY URGENT CARE OF GREEN BR		1			1
BOCA CIEGA CENTER			1	100%	1
Miller Health Care Center			1	100%	1
EXCEL URGENT CARE OF NJ			1	100%	1
OAKMONT OF UNION SC, LLC		1			1
WESTEX URGENT CARE, PLLC			1	100%	1
Kroger 97 - The Little Clinic Hutchinson		1			1
MEDICAL ARTS LABORATORY			1	100%	1
VISTA DEL SOL MED ASSOC		1			1
HERNANDO COUNTY HEALTH DEPT			1	100%	1
ROCKLEDGE HEALTH & REHABILITATION CENTER			1	100%	1
PALM SPRINGS GENERAL HOSPITAL			1	100%	1
PUTNAM CO HOSPITAL-D/B/A ASBURY TOWERS		1			1
C V S / PHARMACY #4396		1			1
Kroger 359 - The Little Clinic Bellevue		1			1

COVID-19: testing by laboratory

Data through Feb 26, 2021 verified as of Feb 27, 2021 at 09:25 AM

Data in this report are provisional and subject to change.

The numbers in the table below represent the number of Florida and non-Florida residents for whom test results were received by the Department of Health. A person can be tested by more than one laboratory and can have both positive and negative results. **Therefore, the sum of the numbers in each column will be larger than the total number of people tested.**

Reporting lab	Inconclusive	Negative	Positive	Percent positive	Total
URGENTMED PLANTATION			1	100%	1
El Paso Health Care Center			1	100%	1
PLANT CITY FAMILY CARE		1			1
ASCARATE DIALYSIS			1	100%	1
INTERNAL MEDICINE ASSOCIATES		1			1
CLEMENT MANOR HEALTH CENTER		1			1
SLIDELL MEMORIAL HOSPITAL			1	100%	1
Eagle Point Health Care Center		1			1
PRIMARY AND URGENT CARE			1	100%	1
INFECTION CONTROL DEPT			1	100%	1
ICARE		1			1
Oakland Nursing and Rehabilitation Center		1			1
HEALTHCARE FOR THE HOMELESS			1	100%	1
PHYSICIANS URGENT CARE			1	100%	1
MCH PHYSICIANS GROUP			1	100%	1
Valley Center (WV)			1	100%	1
MEDEXPRESS URGENT CARE - WESTFIELD, E MAIN ST			1	100%	1
NORTHSIDE HOSPITAL DULUTH			1	100%	1
CSL PLASMA LAB			1	100%	1
CVS AZ33POCT TEMPE		1			1
VA COMMUNITY BASED CLINIC - LAKE CITY			1	100%	1
MEDAC AT PORTERS NECK			1	100%	1
CVS IL2297652CV CHICAGO		1			1
LRGHEALTHCARE		1			1
GUTHRIE CORNING HOSPITAL LABORATORY		1			1
Maple Lane Nursing Home		1			1
SACRED HEART HEALTH SYSTEMS INC			1	100%	1
Manor Care Health Services- Wilmington			1	100%	1
SOUTHEAST MISSOURI HOSPITAL		1			1
MED-LAKE LABORATORY, LLC			1	100%	1
Belvoir Woods Health Care Center at The Fairfax		1			1
Jacaranda Manor			1	100%	1
CVS AZ10529POCT SCOTTSDALE		1			1
CVS TX8322POCT AUSTIN		1			1
CLEVELAND CLINIC OUTPATIENT LABORATORY			1	100%	1
CVS MO10053POCT SAINT PETERS		1			1
KNAPP MEDICAL GROUP			1	100%	1
Douglas County Health Center		1			1
TRINITY URGENT CARE		1			1
PUBLIX PHARMACY # 1236			1	100%	1
ALL PEDIATRIC CARE PA			1	100%	1
STEWART MEDICAL GROUP INC			1	100%	1
MCLEOD MEMORIAL HOSPITAL CLARENDON			1	100%	1
OAK HAVEN REHAB AND NURSING CENTER			1	100%	1
DEERFIELD BEACH REHABILITATION AND NURSING			1	100%	1
COASTAL ER IX, PHYSICIANS PREMIER			1	100%	1

COVID-19: testing by laboratory

Data through Feb 26, 2021 verified as of Feb 27, 2021 at 09:25 AM

Data in this report are provisional and subject to change.

The numbers in the table below represent the number of Florida and non-Florida residents for whom test results were received by the Department of Health. A person can be tested by more than one laboratory and can have both positive and negative results. **Therefore, the sum of the numbers in each column will be larger than the total number of people tested.**

Reporting lab	Inconclusive	Negative	Positive	Percent positive	Total
MEMORIAL HOSPITAL - BELLEVILLE			1	100%	1
INTERMOUNTAIN HEALTHCARE LABORATORY SERVICES			1	100%	1
CVS NE8626POCT LINCOLN		1			1
ORMC-ARDEN/EOI			1	100%	1
TMH REHABILITATION CENTER		1			1
CVS MA957POCT WEST SPRINGFIELD		1			1
Wexner Heritage House			1	100%	1
CARDIOLOGY AND FITNESS MEDICINE		1			1
MAYO CLINIC OUTPATIENT DIALYSIS CENTER			1	100%	1
TMH CANCER CENTER LABORATORY			1	100%	1
EAST FL CORE LAB			1	100%	1
PUBLIX PHARMACY #1114			1	100%	1
EMPLOYEE WELLNESS PA			1	100%	1
CALIFORNIA PUBLIC HEALTH LABORATORY			1	100%	1
PCG MOLECULAR			1	100%	1
PEDIATRIC ASSOCIATES - DORAL			1	100%	1
GREATER TAMPA AT HOME			1	100%	1
SOMA MEDICAL CENTER PA #2			1	100%	1
ST. VINCENT HOSPITAL			1	100%	1
Heartland Health Care Center Jacksonville			1	100%	1
EVEXIA DIAGNOSTICS			1	100%	1
NORTH RIVER FAMILY HEALTH CENTER			1	100%	1
ADAMS COUNTY HEALTH DEPARTMENT			1	100%	1
JOSHUA E CHESIR MD		1			1
ROYAL OAK MEDICAL CENTER LLC DBA CHARACTER FAMILY			1	100%	1
Kroger 629 - The Little Clinic Cartersville, GA Hwy 41		1			1
5 STAR HOME HEALTH SERVICES INC		1			1
MOUNT SINAI COMPREHENSIVE CANCER CENTER			1	100%	1
CURA LABORATORY SERVICES			1	100%	1
HEALTH CARE SERVICES LC			1	100%	1
Medicalodges Neosho			1	100%	1
HIGHLAND PARK LAKEWOOD PRESTON HOLLOW			1	100%	1
Highland Ave. Eye Clinic		1			1
OCEAN MEDICAL CENTER		1			1
LSU MEDICAL CENTER			1	100%	1
CHRISTIAN REST HOME ASSOC		1			1
Moab Regional Hospital			1	100%	1
ACCOMPLISHED HOME CARE		1			1
BNJ		1			1
MEDEXPRESS URGENT CARE - DERBY N ROCK		1			1
MY URGENT CARE CLINIC			1	100%	1
Courtenay Springs Village			1	100%	1
ABSOLUTE QUICK CARE			1	100%	1
PASTEUR MEDICAL CENTER LLC		1			1
TCPA CLINICAL LABORATORIES			1	100%	1
SOUTHWEST ORLANDO FAMILY MEDICINE, PL			1	100%	1

COVID-19: testing by laboratory

Data through Feb 26, 2021 verified as of Feb 27, 2021 at 09:25 AM

Data in this report are provisional and subject to change.

The numbers in the table below represent the number of Florida and non-Florida residents for whom test results were received by the Department of Health. A person can be tested by more than one laboratory and can have both positive and negative results. **Therefore, the sum of the numbers in each column will be larger than the total number of people tested.**

Reporting lab	Inconclusive	Negative	Positive	Percent positive	Total
SOUTHEASTERN HEALTH FACILITES, INC		1			1
RCP OF MEMORIAL WEST			1	100%	1
WEST VIRGINIA UNIVERSITY HOSPITALS			1	100%	1
LAKE MARY OPTUM FLORIDA			1	100%	1
SPECIALTY DRUG TESTING			1	100%	1
NORTHWEST FLORIDA SPECIALTY PHYSICIANS LLC		1			1
Kroger 518 - The Little Clinic Hermitage		1			1
OPTUM PRIMARY CARE			1	100%	1
LOWER KEYS COMMUNITY HEALTH CENTER			1	100%	1
PRIMEX CLINICAL LABORATORIES INC			1	100%	1
PEDIATRIC ASSOCIATES OF ORLANDO			1	100%	1
LOUIS STOKES CLEVELAND VA MEDICAL CENTER			1	100%	1
PINNACLE DIALYSIS		1			1
HARDIN HEALTH INC		1			1
CANDLER HOSPITAL			1	100%	1
BSA PHYSICIANS GROUP, INC D/B/A BSA FAMILY MEDICAL			1	100%	1
VILLAGES HEALTH SYSTEM, LLC, THE			1	100%	1
DISCOVERY AT HOME, LLC			1	100%	1
Kroger 353 - The Little Clinic Harpers Point		1			1
HARMONY HEALTHCARE ORLANDO INC		1			1
Rio Grande City Nursing and Rehab Center			1	100%	1
ADVENTHEALTH PHYSICIAN GROUP - APPLEWOOD			1	100%	1
Kroger 970 - The Little Clinic Westfield			1	100%	1
UHEALTH CORAL SPRINGS			1	100%	1
CITRONELLE HEALTH AND REHABILITATION CENTER		1			1
CVS OH3306POCT AKRON		1			1
Kingston Care Center of Fort Wayne		1			1
SEWALLS POINT PHARMACY INC			1	100%	1
The Evangelical Lutheran Good Samaritan Society Prescott Village		1			1
ALLIANCE LABORATORY SERVICES			1	100%	1
RIVIERA BEACH HEALTH CENTER LAB			1	100%	1
ADVANCED INDIVIDUALIZED MEDICINE OF NAPLES			1	100%	1
DIGESTIVE DISEASE CARE PC		1			1
NORTHERN KENTUCKY HEALTH DEPARTMENT			1	100%	1
107TH PLACE GROUP HOME		1			1
NHC Chattanooga			1	100%	1
ANY LAB TEST NOW JACKSONVILLE		1			1
URGENT CARE CENTER OF PORT ORANGE LLC			1	100%	1
LPG PRIMARY CARE AT CAPE CORAL PARKWAY		1			1
MEDEXPRESS URGENT CARE - ST CLAIR, CLOVER DR.		1			1
WINTER GARDEN CHILDREN'S HEALTH CENTERS			1	100%	1
SMITH KLINE			1	100%	1
RAPID CITY REGIONAL HOSPITAL -579 ATTN. LABORATORY		1			1
DOCTORS HEARING			1	100%	1
BMC/NASSAU			1	100%	1
Peninsula Nursing and Rehabilitation Center		1			1

COVID-19: testing by laboratory

Data through Feb 26, 2021 verified as of Feb 27, 2021 at 09:25 AM

Data in this report are provisional and subject to change.

The numbers in the table below represent the number of Florida and non-Florida residents for whom test results were received by the Department of Health. A person can be tested by more than one laboratory and can have both positive and negative results. **Therefore, the sum of the numbers in each column will be larger than the total number of people tested.**

Reporting lab	Inconclusive	Negative	Positive	Percent positive	Total
OCEANVIEW NURSING AND REHABILITAION CENTER			1	100%	1
FLORIDA ADVANCED MEDICAL AND DERM AESTHETICS LLC			1	100%	1
DEL PRADO MEDICAL CENTER, INC		1			1
Monument Health Strugis Care Center		1			1
ULTIMATE KIDNEY CARE			1	100%	1
NORTH FL SOUTH GA HCS-LAKE CITY			1	100%	1
TEXAS HEALTH ARLINGTON MEMORIAL		1			1
WEXFORD HEALTH SOURCES INC		1			1
Elm Crest Senior Living Community		1			1
SUNCOAST BEHAVIORAL HEALTH CENTER			1	100%	1
DERMDX, DIV OF AURORA DIAGNOSTICS/BERNHARDT LAB		1			1
OMC PRIMARY CARE - HOSPITAL CAMPUS			1	100%	1
TARRANT MEDICAL ASSOCIATES			1	100%	1
OXY-GENLAB			1	100%	1
PERRY COUNTY NURSING HOME		1			1
CAN COMMUNITY HEALTH LLC		1			1
SANFORD HOME		1			1
BAYSHORE DIALYSIS			1	100%	1
WYOMING COUNTY DEPARTMENT OF HEALTH		1			1
EMERSON HOSPITAL LABORATORY			1	100%	1
Robinson Terrace Rehabilitation and Nursing Center		1			1
MEDEXPRESS URGENT CARE - CABOT			1	100%	1
Heritage Health of Peru			1	100%	1
Florence Nursing and Rehabilitation Center		1			1
THE HEART HOSPITAL BAYLOR PLANO			1	100%	1
FALKVILLE HEALTHCARE		1			1
SPINE & PAIN CONSULTANT PLLC		1			1
VA OPTOMETRY CLINIC			1	100%	1
CACERES SPECIALIZED GYNECOLOGY		1			1
Kroger 444 - The Little Clinic Dent		1			1
PEDRO MENENDEZ HEALTH CENTER AT ST JOHNS			1	100%	1
Sage Bluff Health & Rehabilitation Center		1			1
TEXAS HEALTH ARLINGTON MEMORIAL HOSPITAL			1	100%	1
OMAHA VA MEDICAL CENTER			1	100%	1
Total	90,345	16,451,917	2,448,448	13%	18,990,710