

COVID-19: summary of cases and monitoring

Data through Feb 25, 2021 verified as of Feb 26, 2021 at 09:25 AM

Data in this report are provisional and subject to change.

Cases: people with positive PCR or antigen test result

Total cases	1,898,223
Florida residents	1,863,453
Non-Florida residents	34,770
Type of testing	
Florida residents	1,863,453
Positive by BPHL/CDC	68,524
Positive by commercial/hospital lab	1,794,929
PCR positive	1,515,826
Antigen positive	347,627
Non-Florida residents	34,770
Positive by BPHL/CDC	861
Positive by commercial/hospital lab	33,909
PCR positive	24,078
Antigen positive	10,692
Characteristics	
Florida residents hospitalized	79,021
Florida resident deaths	30,624
Non-Florida resident deaths	538

Hospitalized counts include anyone who was hospitalized at some point during their illness. It does not reflect the number of people currently hospitalized.

More information on deaths identified through death certificate data is available on the National Center for Health Statistics website at www.cdc.gov/nchs/nvss/vsrr/COVID19/index.htm.

Cases: people with positive PCR or antigen test result

Risk factors for Florida residents	
Traveled	14,808
Contact with a known case	717,456
Traveled and contact with a known case	20,198
Neither	1,110,991
No travel and no contact	216,612
Travel is unknown	649,132
Contact is unknown	409,245
Contact is pending	422,137

Travel can be unknown and contact can be unknown or pending for the same case, these numbers will sum to more than the "neither" total.

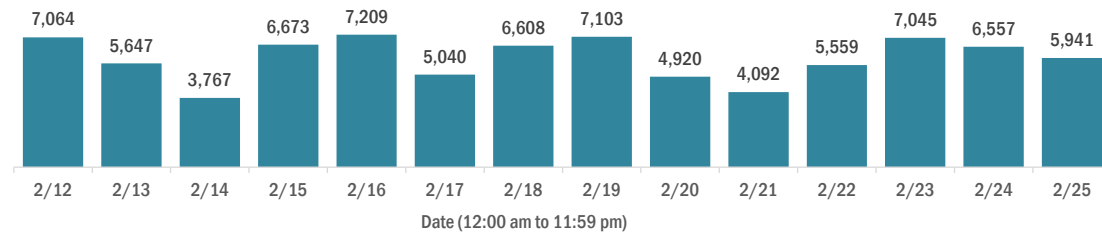
COVID-19: summary of laboratory testing

Data through Feb 25, 2021 verified as of Feb 26, 2021 at 09:25 AM

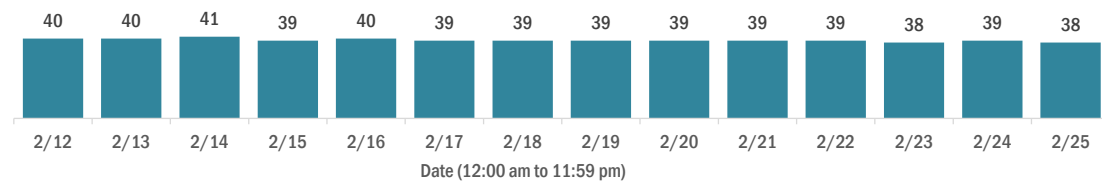
Data in this report are provisional and subject to change.

Cases in Florida residents per day for the past 2 weeks

Number of cases per day



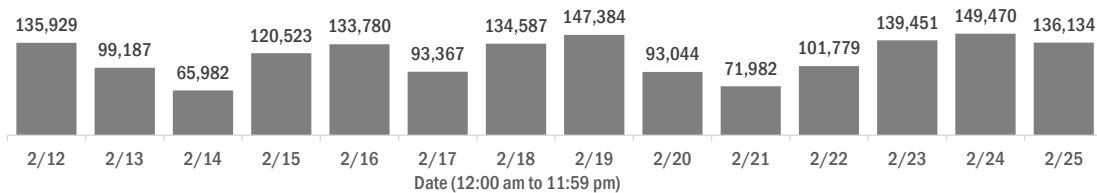
Median age of cases by day



Laboratory testing for Florida residents over the past 2 weeks

Number of Florida residents tested per day

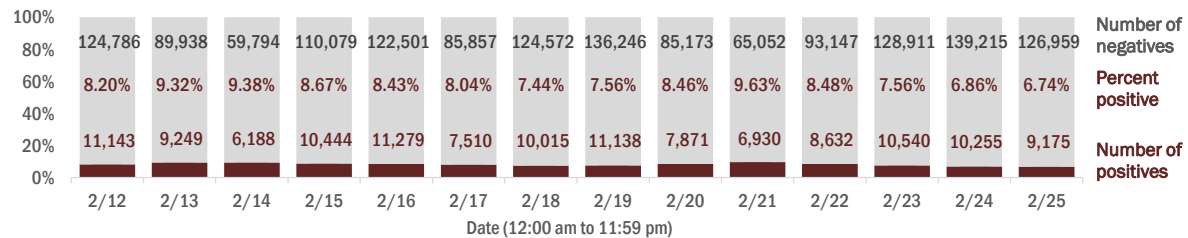
These counts include the number of people for whom the Department received PCR or antigen laboratory results by day. People tested on multiple days will be included for each day a new result was received. A person is only counted once for each day they are tested, regardless of whether multiple specimens are tested or multiple results are received.



Number and percent of Florida residents with positive test results

The percent of positive results ranged from 6.74% to 9.63% over the past 2 weeks and was 6.74% yesterday.

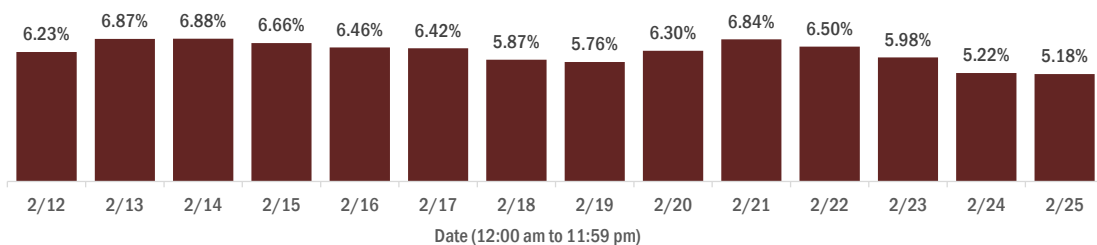
These counts include the number of people for whom the Department received PCR or antigen laboratory results by day. People tested on multiple days will be included for each day a new result was received. A person is only counted once for each day they are tested, regardless of whether multiple specimens are tested or multiple results are received. If a person has a positive specimen and a negative specimen in the same day, only the positive result is counted.



Percent positivity for new cases in Florida residents

The percent of positive results ranged from 5.18% to 6.88% over the past 2 weeks and was 5.18% yesterday.

This percent is the number of people who test PCR- or antigen-positive for the first time divided by all the people tested that day, excluding people who have previously tested positive.



COVID-19: characteristics of 1,863,453 Florida resident cases

Data through Feb 25, 2021 verified as of Feb 26, 2021 at 09:25 AM

Data in this report are provisional and subject to change.

Age group	Cases		Hospitalizations		Deaths	
0-4 years	36,697	2%	517	1%	0	0%
5-14 years	113,980	6%	487	1%	5	0%
15-24 years	286,507	15%	1,961	2%	39	0%
25-34 years	324,039	17%	3,832	5%	157	1%
35-44 years	288,286	15%	5,771	7%	463	2%
45-54 years	284,048	15%	8,932	11%	1,144	4%
55-64 years	245,743	13%	13,339	17%	3,247	11%
65-74 years	155,505	8%	16,527	21%	6,492	21%
75-84 years	86,439	5%	16,475	21%	9,324	30%
85+ years	40,949	2%	11,174	14%	9,753	32%
Unknown	1,260	0%	6	0%	0	0%
Total	1,863,453		79,021		30,624	

Gender	Cases	
Female	974,180	52%
Male	875,513	47%
Unknown	13,760	1%
Total	1,863,453	

Ethnicity	Cases		Hospitalizations		Deaths	
Hispanic	590,894	32%	20,097	25%	7,060	23%
Non-Hispanic	891,612	48%	55,015	70%	21,419	70%
Unknown	380,947	20%	3,909	5%	2,145	7%
Total	1,863,453		79,021		30,624	

Race and ethnicity	Cases		Hospitalizations		Deaths	
White	1,039,265	56%	51,430	65%	22,290	73%
Hispanic	394,061	21%	14,237	18%	5,565	18%
Non-Hispanic	566,852	30%	35,574	45%	15,656	51%
Unknown	78,352	4%	1,619	2%	1,069	3%
Black	246,225	13%	16,436	21%	4,859	16%
Hispanic	14,228	1%	687	1%	195	1%
Non-Hispanic	211,283	11%	15,402	19%	4,486	15%
Unknown	20,714	1%	347	0%	178	1%
Other race	277,360	15%	8,871	11%	2,501	8%
Hispanic	139,881	8%	4,687	6%	1,120	4%
Non-Hispanic	94,594	5%	3,776	5%	1,163	4%
Unknown	42,885	2%	408	1%	218	1%
Unknown race	300,603	16%	2,284	3%	974	3%
Hispanic	42,724	2%	486	1%	180	1%
Non-Hispanic	18,883	1%	263	0%	114	0%
Unknown	238,996	13%	1,535	2%	680	2%
Total	1,863,453		79,021		30,624	

Hospitalization counts include anyone who was hospitalized at some point during their illness. It does not reflect the number of people currently hospitalized. **Other race** includes any person with a race of American Indian/Alaskan native, Asian, native Hawaiian/Pacific Islander, or other.

COVID-19: deaths in Florida residents and staff of long-term care facilities

Data through Feb 25, 2021 verified as of Feb 26, 2021 at 09:25 AM

Data in this report are provisional and subject to change.

For current cases in residents or staff of long-term care facilities, please visit: <https://floridahealthcovid19.gov/>

County	Deaths		County	Deaths		County	Deaths	
Palm Beach	1009	<div></div> 10%	Martin	152	<div></div> 1%	Gilchrist	18	<div></div> 0%
Dade	986	<div></div> 9%	Hernando	148	<div></div> 1%	Calhoun	16	<div></div> 0%
Pinellas	854	<div></div> 8%	Osceola	136	<div></div> 1%	Gadsden	15	<div></div> 0%
Broward	621	<div></div> 6%	Charlotte	128	<div></div> 1%	Gulf	15	<div></div> 0%
Hillsborough	538	<div></div> 5%	Clay	117	<div></div> 1%	Wakulla	15	<div></div> 0%
Polk	410	<div></div> 4%	Indian River	115	<div></div> 1%	Bradford	14	<div></div> 0%
Duval	381	<div></div> 4%	Leon	89	<div></div> 1%	Flagler	14	<div></div> 0%
Brevard	378	<div></div> 4%	Jackson	87	<div></div> 1%	Washington	14	<div></div> 0%
Sarasota	375	<div></div> 4%	Bay	85	<div></div> 1%	Baker	12	<div></div> 0%
Orange	366	<div></div> 3%	Highlands	82	<div></div> 1%	Holmes	10	<div></div> 0%
Lee	330	<div></div> 3%	St. Johns	82	<div></div> 1%	Jefferson	10	<div></div> 0%
Volusia	280	<div></div> 3%	Santa Rosa	77	<div></div> 1%	Lafayette	8	<div></div> 0%
Escambia	266	<div></div> 3%	Alachua	66	<div></div> 1%	Desoto	7	<div></div> 0%
Marion	265	<div></div> 3%	Suwannee	58	<div></div> 1%	Franklin	7	<div></div> 0%
St. Lucie	232	<div></div> 2%	Columbia	47	<div></div> 0%	Levy	7	<div></div> 0%
Pasco	220	<div></div> 2%	Sumter	45	<div></div> 0%	Dixie	4	<div></div> 0%
Seminole	217	<div></div> 2%	Putnam	37	<div></div> 0%	Monroe	4	<div></div> 0%
Lake	216	<div></div> 2%	Nassau	33	<div></div> 0%	Taylor	3	<div></div> 0%
Collier	186	<div></div> 2%	Hendry	28	<div></div> 0%	Hardee	2	<div></div> 0%
Manatee	185	<div></div> 2%	Walton	28	<div></div> 0%	Hamilton	1	<div></div> 0%
Citrus	175	<div></div> 2%	Okeechobee	24	<div></div> 0%	Liberty	1	<div></div> 0%
Okaloosa	161	<div></div> 2%	Madison	19	<div></div> 0%	Total	10,531	

Note: cases are summarized by the county of usual residence. Residents and staff may be cases associated with facilities that are not in their county of usual residence, resulting in cases being included below for counties that do not have facilities with known cases.

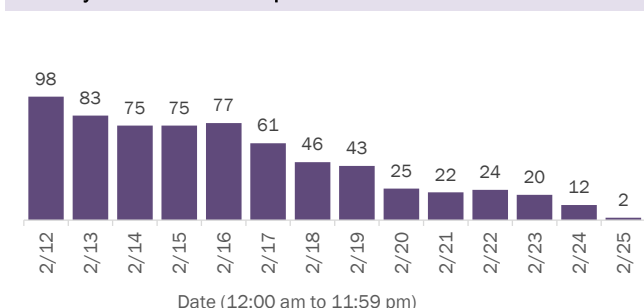
COVID-19: cases in Florida residents who have died

Data through Feb 25, 2021 verified as of Feb 26, 2021 at 09:25 AM

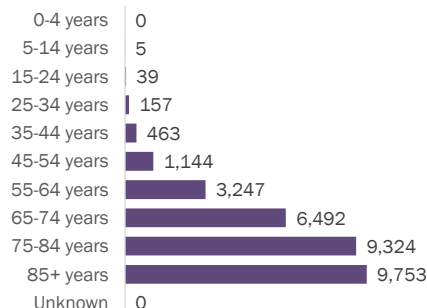
Data in this report are provisional and subject to change.

Demographics for all identified COVID-19 deaths: 30,624

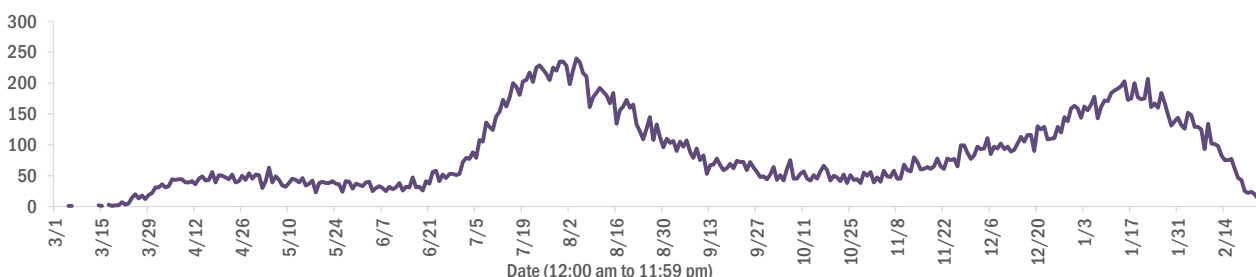
Deaths by date of death for the past 2 weeks



Deaths by age group



Deaths by date of death since March 2020



Age group	Deaths	Cases	Case fatality rate	Mortality rate per 100,000 population
0-4 years	0	36,697	0.0%	0.0
5-14 years	5	113,980	0.0%	0.2
15-24 years	39	286,507	0.0%	1.6
25-34 years	157	324,039	0.0%	5.5
35-44 years	463	288,286	0.2%	17.8
45-54 years	1,144	284,048	0.4%	41.1
55-64 years	3,247	245,743	1.3%	112.3
65-74 years	6,492	155,505	4.2%	267.5
75-84 years	9,324	86,439	10.8%	664.0
85+ years	9,753	40,949	23.8%	1688.7
Unknown	0	1,260	0.0%	
Total	30,624	1,863,453	1.6%	141.8

Race	Deaths	Cases	Case fatality rate	Mortality rate per 100,000 population
Other	2,501	277,360	0.9%	201.0
White	22,290	1,039,265	2.1%	133.5
Black	4,859	246,225	2.0%	132.9
Unknown	974	300,603	0.3%	
Total	30,624	1,863,453	1.6%	141.8

Gender	Deaths	Cases	Case fatality rate	Mortality rate per 100,000 population
Female	13,498	974,180	1.4%	122.3
Male	17,124	875,513	2.0%	162.2
Unknown	2	13,760	0.0%	
Total	30,624	1,863,453	1.6%	141.8

Ethnicity	Deaths	Cases	Case fatality rate	Mortality rate per 100,000 population
Hispanic	7,060	590,894	1.2%	124.3
Non-Hispanic	21,419	891,612	2.4%	134.5
Unknown	2,145	380,947	0.6%	
Total	30,624	1,863,453	1.6%	141.8

COVID-19: characteristics of 1,863,453 cases

Data through Feb 25, 2021 verified as of Feb 26, 2021 at 09:25 AM

Data in this report are provisional and subject to change.

Tables below include cases in Florida residents and non-Florida residents.

All 67 Florida counties have cases:

County	FL resident cases		Non-FL resident cases	Total cases	FL resident deaths	FL death rate
Dade	403,093	<div><div></div></div> 22%	5,003	408,096	5,396	1.3%
Broward	191,335	<div><div></div></div> 10%	2,225	193,560	2,369	1.2%
Palm Beach	117,896	<div><div></div></div> 6%	2,015	119,911	2,454	2.1%
Orange	112,126	<div><div></div></div> 6%	1,522	113,648	1,091	1.0%
Hillsborough	109,910	<div><div></div></div> 6%	927	110,837	1,484	1.4%
Duval	86,990	<div><div></div></div> 5%	1,440	88,430	1,139	1.3%
Pinellas	64,579	<div><div></div></div> 3%	1,626	66,205	1,438	2.2%
Lee	55,556	<div><div></div></div> 3%	1,913	57,469	872	1.6%
Polk	56,361	<div><div></div></div> 3%	398	56,759	1,137	2.0%
Osceola	36,004	<div><div></div></div> 2%	603	36,607	441	1.2%
Volusia	33,775	<div><div></div></div> 2%	563	34,338	654	1.9%
Brevard	33,146	<div><div></div></div> 2%	593	33,739	738	2.2%
Escambia	30,086	<div><div></div></div> 2%	3,470	33,556	628	2.1%
Pasco	32,841	<div><div></div></div> 2%	298	33,139	646	2.0%
Manatee	31,032	<div><div></div></div> 2%	653	31,685	586	1.9%
Collier	29,071	<div><div></div></div> 2%	1,073	30,144	459	1.6%
Leon	28,206	<div><div></div></div> 2%	847	29,053	283	1.0%
Marion	27,368	<div><div></div></div> 1%	117	27,485	782	2.9%
Seminole	26,851	<div><div></div></div> 1%	206	27,057	422	1.6%
Sarasota	25,650	<div><div></div></div> 1%	1,232	26,882	730	2.8%
Lake	24,093	<div><div></div></div> 1%	352	24,445	554	2.3%
Alachua	22,047	<div><div></div></div> 1%	246	22,293	228	1.0%
St. Lucie	21,869	<div><div></div></div> 1%	146	22,015	544	2.5%
St. Johns	19,733	<div><div></div></div> 1%	274	20,007	191	1.0%
Okaloosa	18,533	<div><div></div></div> 1%	192	18,725	327	1.8%
Bay	17,904	<div><div></div></div> 1%	702	18,606	339	1.9%
Santa Rosa	16,807	<div><div></div></div> 1%	213	17,020	257	1.5%
Clay	16,633	<div><div></div></div> 1%	40	16,673	304	1.8%
Hernando	11,124	<div><div></div></div> 1%	88	11,212	398	3.6%
Indian River	10,874	<div><div></div></div> 1%	93	10,967	261	2.4%
Charlotte	10,480	<div><div></div></div> 1%	162	10,642	359	3.4%
Martin	10,346	<div><div></div></div> 1%	190	10,536	276	2.7%
Citrus	9,640	<div><div></div></div> 1%	76	9,716	397	4.1%
Sumter	7,881	<div><div></div></div> 0%	84	7,965	238	3.0%
Nassau	7,277	<div><div></div></div> 0%	424	7,701	112	1.5%

County	FL resident cases		Non-FL resident cases	Total cases	FL resident deaths	FL death rate
Columbia	7,618	<div><div></div></div> 0%	37	7,655	155	2.0%
Highlands	7,133	<div><div></div></div> 0%	73	7,206	299	4.2%
Walton	6,286	<div><div></div></div> 0%	731	7,017	81	1.3%
Jackson	5,839	<div><div></div></div> 0%	62	5,901	150	2.6%
Flagler	5,825	<div><div></div></div> 0%	73	5,898	89	1.5%
Putnam	5,809	<div><div></div></div> 0%	19	5,828	126	2.2%
Monroe	5,486	<div><div></div></div> 0%	313	5,799	46	0.8%
Gadsden	5,403	<div><div></div></div> 0%	16	5,419	83	1.5%
Suwannee	5,081	<div><div></div></div> 0%	27	5,108	131	2.6%
Hendry	4,271	<div><div></div></div> 0%	18	4,289	72	1.7%
Desoto	3,752	<div><div></div></div> 0%	17	3,769	73	1.9%
Okeechobee	3,509	<div><div></div></div> 0%	39	3,548	75	2.1%
Unknown	368	<div><div></div></div> 0%	3,086	3,454	0	0.0%
Baker	3,277	<div><div></div></div> 0%	15	3,292	55	1.7%
Wakulla	3,141	<div><div></div></div> 0%	12	3,153	51	1.6%
Levy	2,854	<div><div></div></div> 0%	9	2,863	35	1.2%
Bradford	2,832	<div><div></div></div> 0%	13	2,845	52	1.8%
Hardee	2,770	<div><div></div></div> 0%	13	2,783	29	1.0%
Taylor	2,626	<div><div></div></div> 0%	6	2,632	41	1.6%
Washington	2,598	<div><div></div></div> 0%	20	2,618	47	1.8%
Holmes	2,144	<div><div></div></div> 0%	31	2,175	44	2.1%
Madison	1,960	<div><div></div></div> 0%	26	1,986	42	2.1%
Gulf	1,837	<div><div></div></div> 0%	23	1,860	39	2.1%
Union	1,739	<div><div></div></div> 0%	1	1,740	70	4.0%
Calhoun	1,604	<div><div></div></div> 0%	3	1,607	40	2.5%
Lafayette	1,586	<div><div></div></div> 0%	0	1,586	24	1.5%
Hamilton	1,548	<div><div></div></div> 0%	18	1,566	21	1.4%
Dixie	1,481	<div><div></div></div> 0%	3	1,484	19	1.3%
Jefferson	1,380	<div><div></div></div> 0%	22	1,402	24	1.7%
Gilchrist	1,393	<div><div></div></div> 0%	4	1,397	33	2.4%
Franklin	1,247	<div><div></div></div> 0%	31	1,278	14	1.1%
Liberty	1,039	<div><div></div></div> 0%	1	1,040	15	1.4%
Glades	900	<div><div></div></div> 0%	2	902	15	1.7%
Total	1,863,453		34,770	1,898,223	30,624	1.6%

COVID-19: characteristics of 1,863,453 Florida resident cases

Data through Feb 25, 2021 verified as of Feb 26, 2021 at 09:25 AM

Data in this report are provisional and subject to change.

The table below includes the cities and counties of residence for cases in Florida residents based on the patient's ZIP Code. Note that city is not always received as part of the initial notification and may be missing while the case is being investigated.

City and county	Cases
Miami, Dade	233,543
Orlando, Orange	83,032
Jacksonville, Duval	81,756
Tampa, Hillsborough	64,309
Hialeah, Dade	57,041
Fort Lauderdale, Broward	41,254
Hollywood, Broward	36,712
West Palm Beach, Palm Beach	28,919
Kissimmee, Osceola	27,827
Tallahassee, Leon	27,218
Pensacola, Escambia	25,003
Naples, Collier	24,536
Homestead, Dade	24,318
Saint Petersburg, Pinellas	23,749
Fort Myers, Lee	21,858
Bradenton, Manatee	20,213
Ocala, Marion	20,198
Boca Raton, Palm Beach	19,798
Lakeland, Polk	19,658
Pompano Beach, Broward	18,583
Gainesville, Alachua	17,552
Sarasota, Sarasota	15,831
Port Saint Lucie, St. Lucie	14,416
Lake Worth, Palm Beach	14,357
Cape Coral, Lee	14,056
Clearwater, Pinellas	12,717
Miami Beach, Dade	12,588
Miramar, Broward	12,492
Boynton Beach, Palm Beach	11,428
Panama City, Bay	11,380
Doral, Dade	11,013
Coral Springs, Broward	10,909
Miami Gardens, Dade	10,654
Saint Augustine, St. Johns	10,612
Melbourne, Brevard	9,697
Winter Haven, Polk	9,489
Delray Beach, Palm Beach	8,901
Lehigh Acres, Lee	8,702
Riverview, Hillsborough	8,364
Vero Beach, Indian River	8,359
Davie, Broward	8,300
Milton, Santa Rosa	8,145
Palm Bay, Brevard	7,606
New Port Richey, Pasco	7,596
Sunrise, Broward	7,496
Fort Pierce, St. Lucie	7,300
Coral Gables, Dade	7,163
Saint Cloud, Osceola	7,085
Largo, Pinellas	7,072
Daytona Beach, Volusia	6,946
Lake City, Columbia	6,945
Apopka, Orange	6,846
Orange Park, Clay	6,797
Spring Hill, Hernando	6,630
Plantation, Broward	6,498
Clermont, Lake	6,399
North Miami Beach, Dade	6,381
Davenport, Polk	6,371

COVID-19: characteristics of 1,863,453 Florida resident cases

Data through Feb 25, 2021 verified as of Feb 26, 2021 at 09:25 AM

Data in this report are provisional and subject to change.

The table below includes the cities and counties of residence for cases in Florida residents based on the patient's ZIP Code. Note that city is not always received as part of the initial notification and may be missing while the case is being investigated.

City and county	Cases
Brandon, Hillsborough	6,276
Jupiter, Palm Beach	6,013
Weston, Broward	5,978
Plant City, Hillsborough	5,950
Sanford, Seminole	5,930
Deltona, Volusia	5,835
Deerfield Beach, Broward	5,553
Winter Garden, Orange	5,478
Port Charlotte, Charlotte	5,156
Fort Walton Beach, Okaloosa	5,154
Tamarac, Broward	5,141
Crestview, Okaloosa	4,939
Stuart, Martin	4,916
Palm Coast, Flagler	4,907
Wesley Chapel, Pasco	4,791
Coconut Creek, Broward	4,672
Palm Beach Gardens, Palm Beach	4,668
Land O Lakes, Pasco	4,660
Margate, Broward	4,581
Palmetto, Manatee	4,551
Deland, Volusia	4,543
Winter Park, Orange	4,506
Palm Harbor, Pinellas	4,495
Wellington, Palm Beach	4,420
Oviedo, Seminole	4,394
Miami Lakes, Dade	4,293
Opa Locka, Dade	4,162
Altamonte Springs, Seminole	4,111
Middleburg, Clay	4,049
Lutz, Hillsborough	3,988
Port Orange, Volusia	3,982
Haines City, Polk	3,974
Live Oak, Suwannee	3,960
Brooksville, Hernando	3,900
Venice, Sarasota	3,874
North Port, Sarasota	3,856
Valrico, Hillsborough	3,829
Sebring, Highlands	3,821
Punta Gorda, Charlotte	3,820
Ocoee, Orange	3,807
Leesburg, Lake	3,793
The Villages, Sumter	3,774
Hallandale, Broward	3,767
Saint Johns, St. Johns	3,673
Arcadia, Desoto	3,648
Pembroke Pines, Broward	3,640
Bonita Springs, Lee	3,535
Ormond Beach, Volusia	3,532
Seminole, Pinellas	3,510
Okeechobee, Okeechobee	3,498
Navarre, Santa Rosa	3,482
Zephyrhills, Pasco	3,449
Pinellas Park, Pinellas	3,264
Windermere, Orange	3,257
Immokalee, Collier	3,246
Longwood, Seminole	3,223
North Lauderdale, Broward	3,190
Gulf Breeze, Santa Rosa	3,174
Ruskin, Hillsborough	3,121

COVID-19: characteristics of 1,863,453 Florida resident cases

Data through Feb 25, 2021 verified as of Feb 26, 2021 at 09:25 AM

Data in this report are provisional and subject to change.

The table below includes the cities and counties of residence for cases in Florida residents based on the patient's ZIP Code. Note that city is not always received as part of the initial notification and may be missing while the case is being investigated.

City and county	Cases
North Miami, Dade	3,102
Niceville, Okaloosa	3,083
Cocoa, Brevard	3,082
Cantonment, Escambia	3,028
Panama City Beach, Bay	2,912
Quincy, Gadsden	2,876
Jacksonville Beach, Duval	2,874
Lake Worth Beach, Palm Beach	2,843
Crawfordville, Wakulla	2,819
Key West, Monroe	2,812
Cutler Ridge, Dade	2,752
Casselberry, Seminole	2,740
Hudson, Pasco	2,706
Bartow, Polk	2,692
Dade City, Pasco	2,689
Palatka, Putnam	2,686
Port Richey, Pasco	2,680
Fernandina Beach, Nassau	2,642
North Fort Myers, Lee	2,599
Green Cove Springs, Clay	2,599
Oakland Park, Broward	2,581
Titusville, Brevard	2,557
Lake Mary, Seminole	2,512
Winter Springs, Seminole	2,493
Kissimmee, Polk	2,489
Auburndale, Polk	2,478
Ponte Vedra Beach, St. Johns	2,471
Perry, Taylor	2,467
Aventura, Dade	2,415
Merritt Island, Brevard	2,395
Lake Wales, Polk	2,391
Lynn Haven, Bay	2,388
New Smyrna Beach, Volusia	2,354
Marianna, Jackson	2,340
Tarpon Springs, Pinellas	2,337
Inverness, Citrus	2,307
Clewiston, Hendry	2,260
Belle Glade, Palm Beach	2,237
Fleming Island, Clay	2,212
Eustis, Lake	2,168
Santa Rosa Beach, Walton	2,163
Parkland, Broward	2,137
Royal Palm Beach, Palm Beach	2,130
Wimauma, Hillsborough	2,121
Dunedin, Pinellas	2,116
Cooper City, Broward	2,103
Estero, Lee	2,091
Loxahatchee, Palm Beach	2,058
Defuniak Springs, Walton	2,022
Chipley, Washington	2,020
Holiday, Pasco	2,006
Rockledge, Brevard	1,928
Sarasota, Manatee	1,920
Key Biscayne, Dade	1,913
Destin, Okaloosa	1,908
Starke, Bradford	1,906
Labelle, Hendry	1,888
Parrish, Manatee	1,881
Mount Dora, Lake	1,852

COVID-19: characteristics of 1,863,453 Florida resident cases

Data through Feb 25, 2021 verified as of Feb 26, 2021 at 09:25 AM

Data in this report are provisional and subject to change.

The table below includes the cities and counties of residence for cases in Florida residents based on the patient's ZIP Code. Note that city is not always received as part of the initial notification and may be missing while the case is being investigated.

City and county	Cases
Avon Park, Highlands	1,843
Palm City, Martin	1,836
Odessa, Hillsborough	1,834
Mulberry, Polk	1,816
Tavares, Lake	1,784
Riviera Beach, Palm Beach	1,784
Seffner, Hillsborough	1,734
Summerfield, Marion	1,728
Yulee, Nassau	1,724
Groveland, Lake	1,644
Wauchula, Hardee	1,613
Pinecrest, Dade	1,605
Maccleenny, Baker	1,602
Maitland, Orange	1,574
Mayo, Lafayette	1,559
Lithia, Hillsborough	1,551
Bonifay, Holmes	1,542
Coconut Grove, Dade	1,534
Sebastian, Indian River	1,534
Callahan, Nassau	1,533
Orange City, Volusia	1,525
Carol City, Dade	1,505
Ponte Vedra, St. Johns	1,491
Missing, Dade	1,477
Crossings, Dade	1,475
Homosassa, Citrus	1,464
Lady Lake, Lake	1,457
Palmetto Bay, Dade	1,450
Crystal River, Citrus	1,447
Dania, Broward	1,381
Pace, Santa Rosa	1,350
Lake Butler, Union	1,347
Lake Placid, Highlands	1,344
Madison, Madison	1,307
Gibsonton, Hillsborough	1,307
Sun City Center, Hillsborough	1,289
Atlantic Beach, Duval	1,287
Oldsmar, Pinellas	1,285
Florida City, Dade	1,283
Dover, Hillsborough	1,280
Biscayne Park, Dade	1,264
Monticello, Jefferson	1,264
Hobe Sound, Martin	1,256
Dunnellon, Marion	1,245
Edgewater, Volusia	1,226
Palm Springs, Palm Beach	1,221
Apollo Beach, Hillsborough	1,221
Indiantown, Martin	1,216
Alachua, Alachua	1,216
Graceville, Jackson	1,207
Debary, Volusia	1,184
Bellevue, Marion	1,178
Century, Escambia	1,142
North Palm Beach, Palm Beach	1,140
Lantana, Palm Beach	1,121
Newberry, Alachua	1,102
South Miami, Dade	1,101
Lecanto, Citrus	1,073
Havana, Gadsden	1,063

COVID-19: characteristics of 1,863,453 Florida resident cases

Data through Feb 25, 2021 verified as of Feb 26, 2021 at 09:25 AM

Data in this report are provisional and subject to change.

The table below includes the cities and counties of residence for cases in Florida residents based on the patient's ZIP Code. Note that city is not always received as part of the initial notification and may be missing while the case is being investigated.

City and county	Cases
Hilliard, Nassau	1,048
El Portal, Dade	1,048
Williston, Levy	1,038
Safety Harbor, Pinellas	1,034
Ellenton, Manatee	1,027
Beverly Hills, Citrus	1,025
Blountstown, Calhoun	1,020
Jasper, Hamilton	1,017
Jensen Beach, Martin	1,011
Freeport, Walton	1,006
Satellite Beach, Brevard	975
Lauderhill, Broward	955
Trenton, Gilchrist	951
Wewahitchka, Gulf	951
Sanderson, Baker	938
Wildwood, Sumter	932
Keystone Heights, Clay	923
Hernando, Citrus	906
Wilton Manors, Broward	901
Everglades National Park, Dade	900
Nokomis, Sarasota	898
Mary Esther, Okaloosa	890
Englewood, Charlotte	881
Fellsmere, Indian River	881
Frostproof, Polk	880
Key Largo, Monroe	858
Polk City, Polk	858
Fisher Island, Dade	856
Port Saint Joe, Gulf	856
Bushnell, Sumter	849
Dunnellon, Citrus	849
Moore Haven, Glades	842
Medley, Dade	834
Shalimar, Okaloosa	832
Coleman, Sumter	827
Lauderdale Lakes, Broward	818
Bristol, Liberty	805
Cross City, Dixie	794
Pahokee, Palm Beach	782
South Bay, Palm Beach	776
Marco Island, Collier	751
Cocoa Beach, Brevard	742
Fort Meade, Polk	733
Glen Saint Mary, Baker	732
High Springs, Alachua	726
Chiefland, Levy	725
Chattahoochee, Gadsden	719
Minneola, Lake	705
Sorrento, Lake	704
Olympia Heights, Dade	703
Uleta, Dade	703
Englewood, Sarasota	700
Indialantic, Brevard	698
Trinity, Pasco	692
Crescent City, Putnam	689
Thonotosassa, Hillsborough	688
Spring Hill, Pasco	684
Interlachen, Putnam	683
Miramar Beach, Walton	683

COVID-19: characteristics of 1,863,453 Florida resident cases

Data through Feb 25, 2021 verified as of Feb 26, 2021 at 09:25 AM

Data in this report are provisional and subject to change.

The table below includes the cities and counties of residence for cases in Florida residents based on the patient's ZIP Code. Note that city is not always received as part of the initial notification and may be missing while the case is being investigated.

City and county	Cases
Coral, Dade	678
Fruitland Park, Lake	668
Lawtey, Bradford	655
Bowling Green, Hardee	649
Marathon, Monroe	645
Southwest Ranches, Broward	643
Fort Myers Beach, Lee	638
Jacksonville, St. Johns	634
Old Town, Dixie	632
Umatilla, Lake	625
Lake Alfred, Polk	621
Fort White, Columbia	617
Neptune Beach, Duval	604
West Melbourne, Brevard	600
Silver Springs, Marion	570
Baker, Okaloosa	564
Bronson, Levy	547
Sneads, Jackson	544
Clearwater Beach, Pinellas	538
Belle Isle, Orange	537
South Daytona, Volusia	535
Weeki Wachee, Hernando	532
Palm Beach, Palm Beach	530
Jay, Santa Rosa	525
Gulfport, Pinellas	522
Carrabelle, Franklin	521
Bunnell, Flagler	491
Surfside, Dade	489
Mascotte, Lake	486
Sweetwater, Dade	485
Hawthorne, Alachua	484
Molino, Escambia	475
Cottondale, Jackson	474
Citra, Marion	463
Midway, Gadsden	456
Oakland, Orange	455
Zolfo Springs, Hardee	454
Oxford, Sumter	453
Rotunda West, Charlotte	452
Florida State University, Leon	449
East Palatka, Putnam	446
Youngstown, Bay	436
Melbourne Beach, Brevard	433
Myakka City, Manatee	432
Cape Canaveral, Brevard	431
Ocklawaha, Marion	428
Mims, Brevard	423
Altha, Calhoun	417
Branford, Suwannee	413
Tavernier, Monroe	413
Dundee, Polk	409
Apalachicola, Franklin	408
Indian Harbour Beach, Brevard	408
Bell, Gilchrist	405
Alva, Lee	403
Celebration, Osceola	402
Flagler Beach, Flagler	399
Centerville, Leon	395
Bal Harbour, Dade	384

COVID-19: characteristics of 1,863,453 Florida resident cases

Data through Feb 25, 2021 verified as of Feb 26, 2021 at 09:25 AM

Data in this report are provisional and subject to change.

The table below includes the cities and counties of residence for cases in Florida residents based on the patient's ZIP Code. Note that city is not always received as part of the initial notification and may be missing while the case is being investigated.

City and county	Cases
Archer, Alachua	372
Haverhill, Palm Beach	368
De Leon Springs, Volusia	364
Hastings, St. Johns	362
Raiford, Union	359
Eagle Lake, Polk	357
Webster, Sumter	354
Osprey, Sarasota	346
Grand Ridge, Jackson	342
Floral City, Citrus	342
West Miami, Dade	335
Tequesta, Palm Beach	329
Lake Park, Palm Beach	327
Greenville, Madison	324
Holly Hill, Volusia	322
Vernon, Washington	316
Ave Maria, Collier	314
Pierson, Volusia	313
Jennings, Hamilton	312
Grand Island, Lake	310
Malone, Jackson	310
Chuluota, Seminole	307
Montverde, Lake	305
Satsuma, Putnam	303
Eastpoint, Franklin	300
Gotha, Orange	293
Indian Rocks Beach, Pinellas	292
Laurel Hill, Okaloosa	289
Melrose, Putnam	287
Westville, Holmes	287
Bryceville, Nassau	284
Sebastian, Brevard	284
Elkton, St. Johns	283
Lehigh, Lee	283
Reddick, Marion	280
Alafaya, Orange	277
Kenneth City, Pinellas	277
Valparaiso, Okaloosa	275
Fort McCoy, Marion	275
Malabar, Brevard	270
Greenwood, Jackson	266
O Brien, Suwannee	266
Anthony, Marion	263
San Antonio, Pasco	261
Winter Park, Seminole	260
Ponce De Leon, Holmes	259
Lake Panasoffkee, Sumter	253
Belleair, Pinellas	250
Geneva, Seminole	245
Greenacres, Palm Beach	242
Morrison, Levy	242
Missing, Volusia	238
Inlet Beach, Walton	237
South Pasadena, Pinellas	235
Missing, Orange	235
Edgewood, Orange	230
Sanibel, Lee	229
Southport, Bay	226
Lee, Madison	225

COVID-19: characteristics of 1,863,453 Florida resident cases

Data through Feb 25, 2021 verified as of Feb 26, 2021 at 09:25 AM

Data in this report are provisional and subject to change.

The table below includes the cities and counties of residence for cases in Florida residents based on the patient's ZIP Code. Note that city is not always received as part of the initial notification and may be missing while the case is being investigated.

City and county	Cases
Fountain, Bay	223
Gretna, Gadsden	219
Hosford, Liberty	219
Eglin Air Force Base, Okaloosa	218
Fern Park, Seminole	218
White Springs, Hamilton	218
Weirsdale, Marion	217
Kindred, Osceola	216
Longboat Key, Manatee	209
Hallandale Beach, Broward	209
Wellborn, Suwannee	207
University Of Central Fl, Orange	204
Mcdavid, Escambia	198
Bay Harbor Islands, Dade	196
Saint James City, Lee	192
Holt, Okaloosa	189
Lakewood Ranch, Manatee	188
Astatula, Lake	188
Islamorada, Monroe	186
Mcalpin, Suwannee	186
Juno Beach, Palm Beach	185
Azalea Park, Orange	182
Sopchoppy, Wakulla	182
Holmes Beach, Manatee	181
The Villages, Marion	179
Howey-In-The-Hills, Lake	179
Micanopy, Alachua	178
Altoona, Lake	178
Alford, Jackson	177
Poinciana, Polk	176
Babson Park, Polk	175
Zellwood, Orange	171
Madeira Beach, Pinellas	170
Atlantis, Palm Beach	169
Lauderdale By The Sea, Broward	167
The Villages, Lake	165
Mangonia Park, Palm Beach	159
Caryville, Washington	159
Lake Helen, Volusia	157
Center Hill, Sumter	157
University Of Miami, Dade	156
Summerland Key, Monroe	153
Odessa, Pasco	152
Viera, Brevard	151
Bokeelia, Lee	149
Rocky Point, Hillsborough	147
Pomona Park, Putnam	147
Golden Beach, Dade	146
Lockhart, Orange	146
University Of Fl, Alachua	143
Osteen, Volusia	143
Oak Hill, Volusia	142
Bay Lake, Orange	141
Hiawassee, Orange	139
Clair-Mel City, Hillsborough	138
Ponce Inlet, Volusia	137
Hypoluxo, Palm Beach	137
Citrus Springs, Citrus	136
Grant-Valkaria, Brevard	135

COVID-19: characteristics of 1,863,453 Florida resident cases

Data through Feb 25, 2021 verified as of Feb 26, 2021 at 09:25 AM

Data in this report are provisional and subject to change.

The table below includes the cities and counties of residence for cases in Florida residents based on the patient's ZIP Code. Note that city is not always received as part of the initial notification and may be missing while the case is being investigated.

City and county	Cases
Hollister, Putnam	133
Cutler Bay, Dade	130
Baldwin, Duval	128
Carrollwood, Hillsborough	128
Sumterville, Sumter	126
Hampton, Bradford	125
Lady Lake, Sumter	125
Lutz, Pasco	125
San Mateo, Putnam	122
Apopka, Seminole	122
Clarksville, Calhoun	119
Inglis, Levy	119
Christmas, Orange	118
Steinhatchee, Taylor	118
Matlacha, Lee	117
Lake Hamilton, Polk	116
Cloud Lake, Palm Beach	116
Big Pine Key, Monroe	114
Paisley, Lake	114
Kendall, Dade	113
Placida, Charlotte	112
University Of Central Florida, Orange	107
Missing, Lee	106
Buena Ventura Lakes, Osceola	105
Callaway, Bay	102
Panacea, Wakulla	102
Dinsmore, Duval	101
Brooker, Bradford	101
Belleair Beach, Pinellas	101
Lamont, Jefferson	100
Temple Terrace, Hillsborough	100
Tierra Verde, Pinellas	99
Seville, Volusia	99
Hurlburt Field, Okaloosa	98
Astor, Lake	98
South Fort Myers, Lee	97
Canal Point, Palm Beach	95
West Park, Broward	94
Harmony, Osceola	94
Florahome, Putnam	93
Lighthouse Point, Broward	91
Bascom, Jackson	91
Barry University, Dade	91
Waldo, Alachua	91
Missing, St. Johns	89
Barefoot Bay, Brevard	88
Florida Gulf Coast Univ, Lee	88
Cedar Key, Levy	87
University Of South Florida, Hillsborough	86
Bradenton Beach, Manatee	86
Fruit Cove, St. Johns	86
Pinetta, Madison	85
Tyndall Air Force Base, Bay	85
Maitland, Seminole	85
Saint Leo, Pasco	85
Dania Beach, Broward	84
Missing, Marion	82
Lorida, Highlands	82
Crystal Beach, Pinellas	81

COVID-19: characteristics of 1,863,453 Florida resident cases

Data through Feb 25, 2021 verified as of Feb 26, 2021 at 09:25 AM

Data in this report are provisional and subject to change.

The table below includes the cities and counties of residence for cases in Florida residents based on the patient's ZIP Code. Note that city is not always received as part of the initial notification and may be missing while the case is being investigated.

City and county	Cases
F M, Lee	79
Kathleen, Polk	77
Sunny Isles Beach, Dade	76
Ocean Ridge, Palm Beach	74
City Of Sunrise, Broward	74
Palma Ceia, Hillsborough	74
Welaka, Putnam	74
Missing, St. Lucie	73
Patrick Air Force Base, Brevard	72
Avon Park, Polk	72
Eatonville, Orange	71
Fort Denaud, Hendry	71
Campbellton, Jackson	70
Saint Pete Beach, Pinellas	69
Air Mail Facility, Dade	69
Ochopee, Collier	69
Yalaha, Lake	67
Greensboro, Gadsden	65
Boca Grande, Lee	64
North Venice, Sarasota	64
Stock Island, Monroe	64
Princeton, Dade	63
Reunion, Osceola	60
Bonita Beach, Lee	59
Anna Maria, Manatee	58
Destin, Walton	58
Georgetown, Putnam	58
Cudjoe Key, Monroe	57
Orlando, Seminole	57
Bellview, Escambia	56
Mexico Beach, Bay	56
North Redington Beach, Pinellas	55
Missing, Pinellas	54
Missing, Santa Rosa	53
Micco, Brevard	53
Lake Suzy, Desoto	53
Heathrow, Seminole	52
Ona, Hardee	52
Miami, Unknown	52
Treasure Island, Pinellas	51
Walnut Hill, Escambia	51
Orlando, Dade	51
Northdale, Hillsborough	50
Missing, Pasco	49
Missing, Lake	49
Okahumpka, Lake	49
Miami Springs, Dade	49
Felda, Hendry	49
Singer Island, Palm Beach	49
Missing, Duval	48
Aloma, Orange	48
Salt Springs, Marion	47
Miromar Lakes, Lee	47
Cinco Bayou, Okaloosa	47
Town N Country, Hillsborough	47
Palm Beach Shores, Palm Beach	47
Duette, Manatee	45
University Of Tampa, Hillsborough	45
Enterprise, Volusia	44

COVID-19: characteristics of 1,863,453 Florida resident cases

Data through Feb 25, 2021 verified as of Feb 26, 2021 at 09:25 AM

Data in this report are provisional and subject to change.

The table below includes the cities and counties of residence for cases in Florida residents based on the patient's ZIP Code. Note that city is not always received as part of the initial notification and may be missing while the case is being investigated.

City and county	Cases
Highland City, Polk	44
Orlando, Osceola	44
Waverly, Polk	44
Sewalls Point, Martin	44
Florence Villa, Polk	43
Terra Ceia, Manatee	43
Intercession City, Osceola	42
Manalapan, Palm Beach	41
Village Of Wellington, Palm Beach	41
Gulf Breeze, Escambia	41
Saint Johns, Duval	40
Kenansville, Osceola	40
Eaton Park, Polk	40
Missing, Palm Beach	40
Ebro, Washington	40
Green Acres, Palm Beach	39
Lacoochee, Pasco	39
Key Colony Beach, Monroe	39
Orlando, Broward	39
Bayonet Point, Pasco	38
Florida International Univ, Dade	38
Florida A And M University, Leon	37
Ponte Vedra, Duval	37
Hialeah Gardens, Dade	37
Orlando, Volusia	37
Village Wellington, Palm Beach	36
Naranja, Dade	36
Orlando, Polk	35
Pasadena, Pinellas	34
Tice, Lee	34
Highland Beach, Palm Beach	34
Flemington, Marion	34
Cortez, Manatee	33
Palm Shores, Brevard	32
Homeland, Polk	32
Bay Pines, Pinellas	32
Dowling Park, Suwannee	32
Lulu, Columbia	31
Eloise, Polk	31
Miami Shores, Dade	31
Bagdad, Santa Rosa	31
Bonaventure, Broward	30
Nocatee, Desoto	29
Stetson University, Volusia	29
Orlando, Hillsborough	29
Venus, Highlands	29
North Bay Village, Dade	29
Siesta Key, Sarasota	29
Bonita Springs, Collier	29
Lealman, Pinellas	29
Davenport, Osceola	29
Penney Farms, Clay	29
Pensacola Beach, Santa Rosa	28
Bayshore Gardens, Manatee	28
Hallandale Beach, Broward	28
Mcintosh, Marion	28
South Palm Beach, Palm Beach	28
Univ Of FI Student Dorms, Alachua	28
Lakeshore, Polk	28

COVID-19: characteristics of 1,863,453 Florida resident cases

Data through Feb 25, 2021 verified as of Feb 26, 2021 at 09:25 AM

Data in this report are provisional and subject to change.

The table below includes the cities and counties of residence for cases in Florida residents based on the patient's ZIP Code. Note that city is not always received as part of the initial notification and may be missing while the case is being investigated.

City and county	Cases
Missing, Sumter	27
Saint Marks, Wakulla	27
Missing, Seminole	27
Jupiter, Martin	27
Horseshoe Beach, Dixie	27
Florida State, Leon	27
Caryville, Holmes	27
Chokoloskee, Collier	26
City Of Westlake, Palm Beach	26
Missing, Hillsborough	26
Palmdale, Glades	26
Kinard, Calhoun	26
Miami, Broward	26
Homosassa Springs, Citrus	26
Poinciana, Osceola	26
Indian Lake Estates, Polk	25
Missing, Monroe	25
Little Torch Key, Monroe	25
Tangerine, Orange	25
Alturas, Polk	25
South Miami Heights, Dade	25
Labelle, Glades	24
Pine Hills, Orange	24
Missing, Broward	24
Fort Lauderdale, Dade	24
Missing, Escambia	24
Santa Fe, Alachua	24
Earleton, Alachua	24
Westchase, Hillsborough	23
New Smyrna, Volusia	23
Goulds, Dade	23
Archer, Levy	23
Wekiva Springs, Seminole	23
Bradley, Polk	23
Kissimmee, Orange	22
La Crosse, Alachua	22
Pembroke Park, Broward	22
Ridge Manor, Pasco	22
Hawthorne, Putnam	22
Florida Dept Of Corrections, Union	22
Wausau, Washington	22
Yankeetown, Levy	22
Sydney, Hillsborough	22
Long Key, Monroe	22
Balm, Hillsborough	22
Tioga, Alachua	22
Perdido Key, Escambia	21
Orange Lake, Marion	21
Wabasso, Indian River	21
Sparr, Marion	21
Paxton, Walton	21
Plymouth, Orange	21
Bonifay, Washington	21
Bostwick, Putnam	21
Loughman, Polk	20
Citrus Ridge, Indian River	20
Pine Castle, Orange	20
Branford, Lafayette	20
Missing, Citrus	20

COVID-19: characteristics of 1,863,453 Florida resident cases

Data through Feb 25, 2021 verified as of Feb 26, 2021 at 09:25 AM

Data in this report are provisional and subject to change.

The table below includes the cities and counties of residence for cases in Florida residents based on the patient's ZIP Code. Note that city is not always received as part of the initial notification and may be missing while the case is being investigated.

City and county	Cases
Indian River Shores, Indian River	20
Missing, Manatee	20
Sugarloaf Key, Monroe	20
Sun City, Hillsborough	19
Florida International University, Dade	19
Babcock Ranch, Lee	19
Mexico Beach, Gulf	19
Crystal Springs, Pasco	19
Everglades City, Collier	19
Wildlight, Nassau	19
Laud-By-The-Sea, Broward	19
Mango, Hillsborough	19
Hollywood, Dade	18
Parker, Bay	18
Lowell, Marion	18
Westlake, Palm Beach	18
Orlando, Palm Beach	18
Fort Ogden, Desoto	18
Redington Shores, Pinellas	18
Goodland, Collier	18
Nichols, Polk	17
Nalcrest, Polk	17
Maxville, Duval	17
Champions Gate, Polk	17
Jensen Beach, St. Lucie	17
Missing, Indian River	17
Graceville, Holmes	17
Candler, Marion	17
Jacksonville, Unknown	16
West Panama City Beach, Bay	16
Missing, Collier	16
Forest City, Orange	16
Orlando, Pinellas	16
High Springs, Gilchrist	16
Gulf Hammock, Levy	16
Shady Hills, Pasco	16
Union Park, Orange	16
Gulf Stream, Palm Beach	15
Webster, Hernando	15
Tallevast, Manatee	15
Hernando Beach, Hernando	15
Hutchinson Island, St. Lucie	15
White Springs, Columbia	15
Otter Creek, Levy	15
Woodville, Leon	15
Lake City, Suwannee	15
Missing, Brevard	15
Wewahitchka, Calhoun	15
Trenton, Levy	15
Golden Oak, Orange	15
Lake Buena Vista, Orange	15
Saint Lucie West, St. Lucie	14
Brooksville, Pasco	14
Winter Garden, Lake	14
Murdock, Charlotte	14
Copeland, Collier	14
Lakewood Ranch, Sarasota	14
Village Of Palmetto Bay, Dade	14
Mount Dora, Orange	14

COVID-19: characteristics of 1,863,453 Florida resident cases

Data through Feb 25, 2021 verified as of Feb 26, 2021 at 09:25 AM

Data in this report are provisional and subject to change.

The table below includes the cities and counties of residence for cases in Florida residents based on the patient's ZIP Code. Note that city is not always received as part of the initial notification and may be missing while the case is being investigated.

City and county	Cases
Missing, Bay	14
Laurel Hill, Walton	14
Suwannee, Dixie	14
Graham, Bradford	13
Wahneta, Polk	13
Kingsley Lake, Bradford	13
Orlando, Brevard	13
Saint George Island, Franklin	13
Trilby, Pasco	13
Hialeah, Unknown	13
Daytona Beach Shores, Volusia	13
Belleair Bluffs, Pinellas	13
Lake Monroe, Seminole	13
Orlando, Lake	13
Johns Pass Village, Pinellas	13
Buckingham, Lee	13
Watersound, Walton	13
Orlando, Unknown	12
Choctaw Beach, Okaloosa	12
Fort Charlotte, Charlotte	12
Unknown, Dade	12
Long Boat Key, Manatee	12
Gonzalez, Escambia	12
Pensacola Beach, Escambia	12
Rosemary Beach, Walton	12
Roseland, Indian River	12
Holder, Citrus	12
Braden River, Manatee	12
Missing, Putnam	12
Missing, Unknown	11
Mount Plymouth, Lake	11
Greenville, Taylor	11
Orlando, Leon	11
Citrus Hills, Citrus	11
Durant, Hillsborough	11
Florida State Univ Admin, Leon	11
Indian Creek Village, Dade	11
Steinhatchee, Dixie	11
Deer Island, Lake	11
Alys Beach, Bay	11
Ramrod Key, Monroe	11
Missing, Polk	10
University Park, Manatee	10
Captiva, Lee	10
Deerfield Beach, Palm Beach	10
Eau Gallie, Brevard	10
Lake Como, Putnam	10
Grandin, Putnam	10
Redington Beach, Pinellas	10
Telogia, Liberty	10
Naples, Lee	10
Missing, Nassau	10
Ozona, Pinellas	10
Leisure City, Dade	10
Orlando, Duval	10
Hillsboro Beach, Broward	10
Passport, Unknown	10
Seacrest, Walton	10
Missing, Martin	9

COVID-19: characteristics of 1,863,453 Florida resident cases

Data through Feb 25, 2021 verified as of Feb 26, 2021 at 09:25 AM

Data in this report are provisional and subject to change.

The table below includes the cities and counties of residence for cases in Florida residents based on the patient's ZIP Code. Note that city is not always received as part of the initial notification and may be missing while the case is being investigated.

City and county	Cases
Elfers, Pasco	9
Fanning Springs, Gilchrist	9
Nobleton, Hernando	9
Perrine, Dade	9
Saint Augustine, Duval	9
West Delray Beach, Palm Beach	9
Grant Valkaria, Brevard	9
Dade City, Hernando	9
Briny Breezes, Palm Beach	9
Lamont, Madison	9
Lloyd, Jefferson	9
Los Angeles, Dade	9
Forest City, Seminole	9
Haines Creek, Lake	9
Cypress, Jackson	9
Boca Raton, Broward	9
Babcock Ranch, Charlotte	9
Rubonia, Manatee	9
Sea Ranch Lakes, Broward	9
Palma Sola, Manatee	9
Missing, Taylor	9
East Lake, Marion	9
Cottdale, Washington	9
Gibsonia, Polk	9
Innovation, Pasco	9
Beverly Beach, Flagler	9
White City, Gulf	8
Worthington Springs, Union	8
Pine Ridge, Citrus	8
Fairfield, Marion	8
Cross Creek, Alachua	8
Fort Walton Beach, Unknown	8
Ferndale, Lake	8
Seybold, Dade	8
Missing, Okaloosa	8
Putnam Hall, Putnam	8
Jerome, Collier	8
Barberville, Volusia	8
Ponce De Leon, Walton	8
Missing, Clay	8
Goldenrod, Seminole	8
Umatilla, Marion	8
Evinston, Alachua	8
Virginia Gardens, Dade	8
Salem, Taylor	8
Orange Springs, Marion	7
Fernandina, Nassau	7
Day, Lafayette	7
Basinger, Okeechobee	7
Port Saint John, Brevard	7
Orange Park, Duval	7
University Of Central Fl, Hillsborough	7
Orlando, Pasco	7
Longboat Key, Sarasota	7
Keystone Heights, Bradford	7
River Ranch, Polk	7
Saint Augustine Beach, St. Johns	7
Palm City, St. Lucie	7
Niceville, Walton	7

COVID-19: characteristics of 1,863,453 Florida resident cases

Data through Feb 25, 2021 verified as of Feb 26, 2021 at 09:25 AM

Data in this report are provisional and subject to change.

The table below includes the cities and counties of residence for cases in Florida residents based on the patient's ZIP Code. Note that city is not always received as part of the initial notification and may be missing while the case is being investigated.

City and county	Cases
Orlando, Alachua	7
Fort Lauderdale, Unknown	7
Switzerland, St. Johns	7
Aripeka, Pasco	7
Holt, Santa Rosa	7
Maitland, Volusia	7
Sunny Hills, Washington	6
Orlando, Flagler	6
Orlando, Marion	6
Indian Shores, Pinellas	6
Okeechobee, Glades	6
Quail Heights, Dade	6
Punta Gorda, Lee	6
Valkaria, Brevard	6
Missing, Walton	6
Labelle, Lee	6
Winderemere, Orange	6
Winter Park, Polk	6
Coco River, Collier	6
Eglin, Okaloosa	6
Maitland, Hillsborough	6
Grove City, Charlotte	6
Glenwood, Volusia	6
Orchid, Indian River	6
Miccosukee, Leon	6
Pensacola, Unknown	6
Ybor City, Hillsborough	6
Morrison, Marion	6
Duck Key, Monroe	6
Newberry, Gilchrist	6
East Rockland Key, Monroe	6
Lake Butler, Bradford	6
Missing, Flagler	6
Mayport Naval Station, Duval	6
Bradenton, Sarasota	6
Maitland, Osceola	6
Inglis, Citrus	6
N/A, Unknown	5
Ocoee, Lake	5
Okeechobee, Martin	5
Orlando, Manatee	5
Wakulla Springs, Wakulla	5
Miami Beach, Unknown	5
Fort Lauderdale, Lee	5
Anastasia Island, St. Johns	5
University Of Central Fl, Martin	5
Williston, Marion	5
Psl, Unknown	5
San Carlos Park, Lee	5
Pompano Beach, Unknown	5
Bayou George, Bay	5
Boynton Beach, Broward	5
Miramar, Dade	5
Missing, Osceola	5
Miami Gardens, Unknown	5
Kissimmee, Unknown	5
Jacksonville Naval Air Station, Duval	5
Fort Lauderdale, Palm Beach	5
Hialeah, Broward	5

COVID-19: characteristics of 1,863,453 Florida resident cases

Data through Feb 25, 2021 verified as of Feb 26, 2021 at 09:25 AM

Data in this report are provisional and subject to change.

The table below includes the cities and counties of residence for cases in Florida residents based on the patient's ZIP Code. Note that city is not always received as part of the initial notification and may be missing while the case is being investigated.

City and county	Cases
Ebro, Bay	5
Bruce, Holmes	5
Westchester, Dade	5
Port Salerno, Martin	5
Missing, Sarasota	5
Missing, Highlands	5
Scottsmoor, Brevard	5
Stuart, St. Lucie	5
Pass, Unknown	5
Miami, Palm Beach	5
Missing, Leon	5
Milton, Escambia	5
Shady Grove, Taylor	5
Mayport, Duval	5
Inlet Beach, Bay	5
Deland, Lake	5
Greenville, Jefferson	4
Marina Del Rey, Dade	4
Oklawaha, Marion	4
Live Oak, Madison	4
Loxahatchee Groves, Palm Beach	4
Port Charlotte, Unknown	4
West Bradenton, Manatee	4
Pensacola, Santa Rosa	4
Glen Ridge, Palm Beach	4
Coconut Creek, Palm Beach	4
Mid Florida, Seminole	4
Ocean Breeze, Martin	4
Highland Park, Polk	4
Margate, Unknown	4
Melrose, Bradford	4
Branford, Gilchrist	4
Cape Haze, Charlotte	4
Clewiston, Palm Beach	4
Conch Key, Monroe	4
Okeechobee, Osceola	4
Sugarloaf, Monroe	4
Clarcona, Orange	4
Lazy Lake, Broward	4
Lamont, Taylor	4
Sandestin, Walton	4
Seacrest, Bay	4
Point Washington, Walton	4
Pompano Beach, Dade	4
Bella Collina, Lake	4
Alys Beach, Walton	4
El Jobean, Charlotte	4
Missing, Alachua	4
Naples, Unknown	4
Hinsdale, Manatee	4
Weirsdale, Lake	4
Pompano Beach, Palm Beach	4
Oneco, Manatee	4
International Service Center, Dade	4
Hollywood, Unknown	4
Indian Rock Beach, Pinellas	4
Bowling Green, Polk	4
Cypress Gardens, Polk	4
Crestview, Walton	3

COVID-19: characteristics of 1,863,453 Florida resident cases

Data through Feb 25, 2021 verified as of Feb 26, 2021 at 09:25 AM

Data in this report are provisional and subject to change.

The table below includes the cities and counties of residence for cases in Florida residents based on the patient's ZIP Code. Note that city is not always received as part of the initial notification and may be missing while the case is being investigated.

City and county	Cases
Cross Key, Monroe	3
Cape San Blas, Gulf	3
Apopka, Lake	3
Green Cove Springs, Duval	3
Fernandina Beach, Duval	3
Fpo, Duval	3
Island Grove, Alachua	3
Mayport Naval Housing, Duval	3
Monticello, Madison	3
Samoset, Manatee	3
San Fernando, Unknown	3
Vernon, Bay	3
High Springs, Columbia	3
Jonesville, Alachua	3
Julington Creek, St. Johns	3
Jupiter Island, Martin	3
Longwood, Unknown	3
Mims, Volusia	3
Miramar, Unknown	3
Marco Island, Lee	3
Alford, Washington	3
Altamonte Springs, Orange	3
Pembroke Pines, Unknown	3
Ocean Reef Club, Monroe	3
Vero Beach, St. Lucie	3
Land O Lakes, Hillsborough	3
Lady Lake, Marion	3
Fisher Island, Unknown	3
Jacksonville , Duval	3
Bay Harbor Islands, Unknown	3
Ft Pierce, St. Lucie	3
Milligan, Okaloosa	3
Westville, Walton	3
Sorrento, Orange	3
Stuart, Palm Beach	3
Chicago, Lee	3
Coraopolis, Citrus	3
Champions Gate, Osceola	3
Bristol, Calhoun	3
Jacksonville, Alachua	3
North Fort Myers, Charlotte	3
Los Angeles, Broward	3
Lake Worth, Broward	3
Jacksonville, Dade	3
Pass, Dade	3
Vero Beach, Brevard	3
Brewton, Escambia	3
Apopka, Broward	3
Missing, Columbia	3
Maitland, Polk	3
Lake Harbor, Palm Beach	3
Lanark Village, Franklin	3
Pp, Dade	3
Pp, Unknown	3
Orem, Palm Beach	3
Woodside, Broward	3
Village Of Golf, Palm Beach	3
Wildwood, Marion	3
Saint Petersburg, Hillsborough	3

COVID-19: characteristics of 1,863,453 Florida resident cases

Data through Feb 25, 2021 verified as of Feb 26, 2021 at 09:25 AM

Data in this report are provisional and subject to change.

The table below includes the cities and counties of residence for cases in Florida residents based on the patient's ZIP Code. Note that city is not always received as part of the initial notification and may be missing while the case is being investigated.

City and county	Cases
Port Saint Lucie, Martin	3
Saint Augusaintine Beach, St. Johns	3
Palm Coast, Volusia	3
Miami, Orange	3
Lynbrook, Broward	3
Miami Gardens, Broward	3
Lake Geneva, Clay	3
Lake City, Duval	3
Lakeland, Hillsborough	3
Immokalee, Lee	3
Hallandale Beach, Unknown	3
Fort Myers, Unknown	3
Blountstown, Liberty	3
Tarpon Springs, Pasco	3
Tampa, Pinellas	3
Tampa Palms, Hillsborough	3
Pineland, Lee	3
Winter Garden, Seminole	3
Laurel, Sarasota	3
Ludlam, Dade	3
Jacksonville, Clay	3
Clermont, Orange	3
Clermont, Polk	2
Bronx, Seminole	2
Doctors Inlet, Clay	2
Bonifay, Jackson	2
Bonnie, Sarasota	2
Fort Myers, Collier	2
Fort Pierce, Martin	2
Lake Helen, Orange	2
Lecanto, Marion	2
Miami Shores, Broward	2
Maitland, Leon	2
Winter Park, Leon	2
Weston, Dade	2
West Palm Beach, Dade	2
Redland, Dade	2
Olustee, Baker	2
Orlando, Santa Rosa	2
Orlando, Charlotte	2
Palm Springs North, Dade	2
Missing, Hernando	2
Blountstown, Jackson	2
Alligator Point, Franklin	2
Bradington, Manatee	2
Coconut Creek, Unknown	2
Crawfordville, Leon	2
Eatonville, Lake	2
Hallandale Beach, Dade	2
Lawtey, Union	2
Lutz, Pinellas	2
Los Angeles, Okaloosa	2
Phoenix, Lake	2
None, Dade	2
Mount Pleasant, Gadsden	2
Navarre, Okaloosa	2
Seven Springs, Pasco	2
Upper Key Largo, Monroe	2
University Of Central Florida, Brevard	2

COVID-19: characteristics of 1,863,453 Florida resident cases

Data through Feb 25, 2021 verified as of Feb 26, 2021 at 09:25 AM

Data in this report are provisional and subject to change.

The table below includes the cities and counties of residence for cases in Florida residents based on the patient's ZIP Code. Note that city is not always received as part of the initial notification and may be missing while the case is being investigated.

City and county	Cases
West Palm Beach, Broward	2
West Villages, Sarasota	2
Zellwood, Lake	2
University Of Central Florida, Palm Beach	2
University Of Central Florida, Pinellas	2
Wekiwa Springs, Seminole	2
Wimauma, Manatee	2
Moore Haven, Hendry	2
Provo, Broward	2
Portland, Unknown	2
Sumatra, Liberty	2
Maitland, Lake	2
Hialeah Lakes, Dade	2
Hialeah, Orange	2
Naples, Broward	2
Cassadaga, Volusia	2
Fort Walton Beach, Walton	2
Duke Field Air Force Station, Okaloosa	2
Dunnellon, Levy	2
University Of Central Florida, Broward	2
Ridge Manor Estates, Sumter	2
Saint Teresa, Wakulla	2
Ocala, Unknown	2
Orlando, Okaloosa	2
Miamt, Dade	2
Maitland, Pasco	2
Madison, Unknown	2
Florida Power & Light Co, Dade	2
Amelia City, Nassau	2
Apopka, Unknown	2
Alligator Point, Wakulla	2
Chipley, Jackson	2
Melrose, Clay	2
Mesa, Unknown	2
Marina Del Rey, Broward	2
Longview, Dade	2
Jacksonville, Nassau	2
Jacksonville Naval Hospital, Duval	2
Hosford, Calhoun	2
Aventura, Broward	2
000000, Unknown	2
Dfafs, Okaloosa	2
Summerfield, Unknown	2
Tampa, Hernando	2
Sharpes, Brevard	2
Sebring, Desoto	2
Saint Lucie Village, St. Lucie	2
Ormond Beach, Flagler	2
Noma, Holmes	2
Orlando, Lee	2
Panama City, Unknown	2
Pembroke Pines, Dade	2
Wauchula, Desoto	2
Vero Beach, Unknown	2
Yeehaw, Okeechobee	2
Windermere, Lake	2
Wacissa, Jefferson	2
Tampa, Unknown	2
Sutton, Pasco	2

COVID-19: characteristics of 1,863,453 Florida resident cases

Data through Feb 25, 2021 verified as of Feb 26, 2021 at 09:25 AM

Data in this report are provisional and subject to change.

The table below includes the cities and counties of residence for cases in Florida residents based on the patient's ZIP Code. Note that city is not always received as part of the initial notification and may be missing while the case is being investigated.

City and county	Cases
Red Bay, Holmes	2
Saint Marys, Nassau	2
Pembroke Lakes, Broward	2
Port Saint Lucie, Palm Beach	2
Fort Lauderdale, Alachua	2
Deerfield Beach, Unknown	2
Doral, Unknown	2
Brooklyn, Broward	2
Cross City, Taylor	2
Carl Fisher, Dade	2
Jupiter, Dade	2
Homeless, Hillsborough	2
Lakeland, Unknown	2
Micanopy, Marion	2
Venice, Dade	2
West Palm Beach, Unknown	2
Windermere, Hillsborough	2
Winter Park, Volusia	2
Winter Springs, Orange	2
Okeechobee, Highlands	2
Orlando, Escambia	2
Port Charlotte, Lee	2
Port St. Lucie, St. Lucie	2
Sand Lake, Orange	2
University Of Central Fl, Seminole	2
Union, Manatee	2
At Large, Broward	2
Bonnie, Dade	2
Fort Pierce, Brevard	2
Graceville, Unknown	2
Eatonville, Polk	2
Delray Beach, Broward	2
Marathon Shores, Monroe	2
Miami, Martin	2
Long Beach, Orange	2
New Port Richey, Hillsborough	2
Jena, Taylor	2
Lauderhill, Unknown	2
Labelle, Collier	2
Tampa, Broward	2
Tarpon Springs, Hillsborough	2
Seguin, Unknown	2
Sarasota, Unknown	2
Sunrise, Unknown	2
Port Canaveral, Brevard	2
Plantation Key, Monroe	2
Orlando, Collier	2
Orlando, St. Lucie	2
Oakland Park, Unknown	2
Marysville, Dade	2
Callahan, Duval	2
Dade City, Unknown	2
Cibolo, Orange	2
Claysville, Hernando	2
Crescent Beach, Sarasota	2
Defuniak Springs, Okaloosa	2
Defuniak Springs, Unknown	2
Dona Vista, Lake	1
East Setauket, Palm Beach	1

COVID-19: characteristics of 1,863,453 Florida resident cases

Data through Feb 25, 2021 verified as of Feb 26, 2021 at 09:25 AM

Data in this report are provisional and subject to change.

The table below includes the cities and counties of residence for cases in Florida residents based on the patient's ZIP Code. Note that city is not always received as part of the initial notification and may be missing while the case is being investigated.

City and county	Cases
El Dorado, Palm Beach	1
Fleming Island, Duval	1
Fellsmere, Brevard	1
Crestview, Broward	1
Clearwater, Leon	1
Charlotte, Alachua	1
Dalecity, Okaloosa	1
Daytona Beach, Orange	1
Deerfield Beach, Polk	1
Crystal River, Marion	1
Crystal River, Unknown	1
Canton, Duval	1
Cantonment, Santa Rosa	1
Cape Coral, Unknown	1
Brooklyn, Polk	1
Bryceville, Duval	1
Bradenton, Lee	1
Boca Raton, Dade	1
Boca Raton, Madison	1
Bogota, Unknown	1
Bal Harbour, Broward	1
Atlanta, Walton	1
Attalla, Broward	1
Auburn, Palm Beach	1
Autaugaville, Broward	1
Apopka, Volusia	1
Alachua, Suwannee	1
Alafaya, Broward	1
Alafaya, Pinellas	1
Lake Clarke Shores, Palm Beach	1
Lake Forest, Collier	1
Merrick, Palm Beach	1
Metter, Manatee	1
Miami, Osceola	1
Miamiardens, Unknown	1
Miamksaohes, Dade	1
Jacksonville, Baker	1
Jacksonville, Marion	1
Irmo, Unknown	1
Key West, Palm Beach	1
Kilgore, Dade	1
Jupiter Inlet, Palm Beach	1
Jzx, Unknown	1
Land O Lakes, Unknown	1
Landolakes, Unknown	1
Lawton, Okaloosa	1
Levittown, Palm Beach	1
Lima, Manatee	1
Lima, Volusia	1
Macclenny, Dixie	1
Madison, Jefferson	1
Maitland, Collier	1
Florida City, Unknown	1
Fort Lauderdale, Collier	1
Gainesville, Levy	1
Glen Cove, Unknown	1
Glen Saint Mary, Duval	1
Golden Oak, Hillsborough	1
Immokalee, Walton	1

COVID-19: characteristics of 1,863,453 Florida resident cases

Data through Feb 25, 2021 verified as of Feb 26, 2021 at 09:25 AM

Data in this report are provisional and subject to change.

The table below includes the cities and counties of residence for cases in Florida residents based on the patient's ZIP Code. Note that city is not always received as part of the initial notification and may be missing while the case is being investigated.

City and county	Cases
Greensboro, Leon	1
Ocala, Duval	1
Orem, Dade	1
Orlando, Citrus	1
Okeechobi, Unknown	1
North Porte, Unknown	1
Notrealville, Polk	1
Monument, Broward	1
Mokena, Lee	1
Miami Dade, Unknown	1
Myrtle Beach, Broward	1
Morrisville, Palm Beach	1
North Brunswick, St. Lucie	1
North Grafton, Dade	1
North Lauderdale, Unknown	1
Orlando, Walton	1
Oviedo, Lake	1
Orlando, Gadsden	1
Orlando, Hernando	1
Orlando, St. Johns	1
Plantation, Leon	1
Pooler, Broward	1
Pensacola, Dade	1
Panomo City, Bay	1
Parrish, Sarasota	1
Rye, Palm Beach	1
San Marcos, Unknown	1
Ridgewood, Lee	1
Roayl Palm Beach, Palm Beach	1
Roseville, Broward	1
Port St. Lucie, Unknown	1
Punta Gorda, Sarasota	1
Putnam, Putnam	1
Surprise, Unknown	1
Syracuse, Unknown	1
St Cloud, Orange	1
St Helena Is, Dade	1
Saint Petersburg, Bay	1
Twentynine Palms, Broward	1
Venezuela, Unknown	1
Vernon, Walton	1
Waukesha, Volusia	1
West Miami, Unknown	1
Windermere, Alachua	1
Winfield, Hillsborough	1
Winter Garden, Unknown	1
Winter Park, Brevard	1
Winter Park, Unknown	1
Whippany, Volusia	1
Xifamk, Dade	1
Indianapolis, Lee	1
Jupiter, Pinellas	1
Kansas City, Palm Beach	1
Lake In The Hills, Broward	1
Lake Worth, Unknown	1
Litchfield Park, Monroe	1
Littleton, St. Johns	1
Newaygo, Charlotte	1
New Canaan, Dade	1

COVID-19: characteristics of 1,863,453 Florida resident cases

Data through Feb 25, 2021 verified as of Feb 26, 2021 at 09:25 AM

Data in this report are provisional and subject to change.

The table below includes the cities and counties of residence for cases in Florida residents based on the patient's ZIP Code. Note that city is not always received as part of the initial notification and may be missing while the case is being investigated.

City and county	Cases
Na, Dade	1
Naples, Leon	1
Melbourne, Volusia	1
Mattoon, Lee	1
Milford, Bay	1
Milford, Unknown	1
Los Angeles, Orange	1
Maitland, Palm Beach	1
Marianna, Leon	1
Marianna, Washington	1
Mary Esther, Hillsborough	1
Clearwater, Hillsborough	1
Coal City, Pasco	1
Commerce Township, Manatee	1
Crawfordville, Alachua	1
Eureka, Flagler	1
Evansville, Citrus	1
Crescent City, Marion	1
Crestview, Unknown	1
Denton, Broward	1
Destin, Bay	1
Gwynn Oak, Polk	1
Fort Worth, Broward	1
Franklin, Orange	1
Frostproof, Highlands	1
Gainesville, Palm Beach	1
Gainesville, Santa Rosa	1
Bonnie, St. Johns	1
Belleair Bluffs, Unknown	1
Brownsville, Escambia	1
Boys Ranch, Suwannee	1
Celebration, Orange	1
Chicago, Broward	1
Choctaw Beach, Unknown	1
Austin, Dade	1
Apo, Collier	1
Big Torch Key, Monroe	1
Black, Holmes	1
Boca Raton, Lee	1
Bonifay, Unknown	1
8852 Teacher Ln, Pasco	1
Addison, Pasco	1
Apopka, Citrus	1
Apopka, Hillsborough	1
Arabi, Orange	1
Tavares, Unknown	1
Temple, Palm Beach	1
Surfside Beach, Orange	1
Tampa, Duval	1
Summerdale, Escambia	1
Sun City Center, Lee	1
Saint Charles, Orange	1
St Peterburg, Orange	1
Stiamk, Dade	1
Scottsdale, Brevard	1
Roswell, Bay	1
Ruskin, Dade	1
Ruskin, Manatee	1
Saint Petersburg, Duval	1

COVID-19: characteristics of 1,863,453 Florida resident cases

Data through Feb 25, 2021 verified as of Feb 26, 2021 at 09:25 AM

Data in this report are provisional and subject to change.

The table below includes the cities and counties of residence for cases in Florida residents based on the patient's ZIP Code. Note that city is not always received as part of the initial notification and may be missing while the case is being investigated.

City and county	Cases
Saint Petersburg, Manatee	1
Port Saint Lucie, Marion	1
Port St Luice, Unknown	1
Pompano Beach, Osceola	1
Pensacola Naval Hospital, Escambia	1
Plymouth, Pasco	1
Pass-A-Grille, Pinellas	1
Oviedo, Orange	1
Pace, Escambia	1
Painted Post, Pasco	1
Palatka, Marion	1
Okeechobee, Unknown	1
North Port, Charlotte	1
Winter Springs, Polk	1
Wpb, Palm Beach	1
Youngstown, Washington	1
Winnetka, Dade	1
Winter Garden, Osceola	1
Winter Haven, Osceola	1
Winter Park, Duval	1
Winter Park, Palm Beach	1
Weston, Unknown	1
Wildwood, Lee	1
West Hollywood, Broward	1
Waverly, Duval	1
Wabasha, Clay	1
Unknown, Duval	1
Upland, Manatee	1
Mckinney, Broward	1
Miamc, Dade	1
Matawan, Palm Beach	1
Missing, Okeechobee	1
Monroe Township, Palm Beach	1
Moore Haven, Okeechobee	1
Morrisville, Unknown	1
Longwood, Volusia	1
Ldhl, Broward	1
Lincoln, St. Lucie	1
Little Neck, Lee	1
Lake Butler, Alachua	1
Knoxville, Bay	1
Las Vegas, Palm Beach	1
Homeless, Monroe	1
Homeless, Pinellas	1
Howell, Dade	1
Hudson, Hernando	1
Hoclywsod, Dade	1
Holiday, Pinellas	1
Indian Rocks Beach, Duval	1
Indiantown, Palm Beach	1
Inglewood, Sarasota	1
Inverness, Marion	1
Inwood, Broward	1
Irvine, Marion	1
Istachatta, Hernando	1
Jupiter, St. Lucie	1
Kenilworth, Leon	1
Jacksonville, Orange	1
Jefferson, Dade	1

COVID-19: characteristics of 1,863,453 Florida resident cases

Data through Feb 25, 2021 verified as of Feb 26, 2021 at 09:25 AM

Data in this report are provisional and subject to change.

The table below includes the cities and counties of residence for cases in Florida residents based on the patient's ZIP Code. Note that city is not always received as part of the initial notification and may be missing while the case is being investigated.

City and county	Cases
Jonesboro, Leon	1
Kingsland, Nassau	1
Key West, Duval	1
Keys West, Unknown	1
Carmel, Orange	1
Cedar Springs, Hernando	1
Chicago, Unknown	1
Coconut Ck, Unknown	1
Dallas, Hernando	1
Dayton, Lake	1
Daytona Beach, Pinellas	1
Dearborn, Broward	1
Deer Park, Dade	1
Brooklyn, Dade	1
Brooklyn, Lee	1
Caracas, Dade	1
Boston, Broward	1
Bel Air, Collier	1
O, Manatee	1
Alachua, Duval	1
Alpharetta, Broward	1
Apopka, Clay	1
Asheville, Highlands	1
Astoria, Broward	1
Bartow, Hardee	1
Downingtown, Broward	1
Downingtown, Hillsborough	1
Dpo, Santa Rosa	1
Dunedin, Unknown	1
Deerfield, Dade	1
Deland, Seminole	1
Deltona, Seminole	1
Fort Lauderdale, Leon	1
Fort Myers, Sarasota	1
Fort Pierce, Palm Beach	1
Fort White, Clay	1
East Palatka, Hillsborough	1
Eastpoint, Leon	1
Garden City, Alachua	1
Gaylord, Orange	1
Gotcha, Orange	1
Greensburg, Palm Beach	1
Erie, Monroe	1
Hallandale, Unknown	1
Haines City, Osceola	1
Hernando, Marion	1
Hialeah, Collier	1
Helen, Bay	1
Prattville, Hillsborough	1
Prestonsburg, Bay	1
Quincy, Jackson	1
Rapid City, Broward	1
Russellville, Bay	1
Saint Cloud, Palm Beach	1
Petersburg, Manatee	1
Piasa, Putnam	1
Saint Joseph, Volusia	1
San Antonio, Orange	1
Sanford, Unknown	1

COVID-19: characteristics of 1,863,453 Florida resident cases

Data through Feb 25, 2021 verified as of Feb 26, 2021 at 09:25 AM

Data in this report are provisional and subject to change.

The table below includes the cities and counties of residence for cases in Florida residents based on the patient's ZIP Code. Note that city is not always received as part of the initial notification and may be missing while the case is being investigated.

City and county	Cases
Seminole, Leon	1
Suitland, Volusia	1
Shalimar, Unknown	1
Shirley, Flagler	1
Oldsmar, Hillsborough	1
Olean, Alachua	1
North Palm Beach, Orange	1
Northport, Sarasota	1
Oakland, Lee	1
Milford, Lee	1
Myakka City, Sarasota	1
New Middletown, Hillsborough	1
New Port Richey, Pinellas	1
New Port Richey, Unknown	1
Newberry, Marion	1
Orlo Vista, Orange	1
Other, Dade	1
Palm Beach Gardens, Unknown	1
Palmetto Bay, Palm Beach	1
Palmetto, Pasco	1
Parma, Manatee	1
Pass-A-Grille Beach, Pinellas	1
Syracuse, Polk	1
Tallahassee, Dade	1
Tamarac, Dade	1
Sunbright, Palm Beach	1
Tavares, Orange	1
Tequesta, Martin	1
Topsham, Manatee	1
Town Of Nocatee, St. Johns	1
Troy, Manatee	1
Unkn, Duval	1
Waipahu, Santa Rosa	1
Ward, Polk	1
Wellborn, Columbia	1
Winter Garden, Duval	1
Woodbine, Nassau	1
West Apim Beach, Palm Beach	1
West Yarmouth, St. Lucie	1
Venetian Islands, Dade	1
Yulee, St. Johns	1
Zephyrhills, Hillsborough	1
White Plains, Broward	1
Whites Creek, Leon	1
Windermere, Volusia	1
Wtixrat, Dade	1
Ventura, Orange	1
Westlake Village, Unknown	1
Watersound, Bay	1
University Of Central Florida, Lee	1
Unk, Duval	1
Trenton, Dixie	1
Unknown, Unknown	1
Pembroke Pines, Orange	1
Pensacola, Sumter	1
Palmetto, Dixie	1
Perth Amboy, Hillsborough	1
Puerto Rico, Unknown	1
Punta Gorda, Unknown	1

COVID-19: characteristics of 1,863,453 Florida resident cases

Data through Feb 25, 2021 verified as of Feb 26, 2021 at 09:25 AM

Data in this report are provisional and subject to change.

The table below includes the cities and counties of residence for cases in Florida residents based on the patient's ZIP Code. Note that city is not always received as part of the initial notification and may be missing while the case is being investigated.

City and county	Cases
Randolph, Orange	1
Rivera Beach, Palm Beach	1
Port Orange, Brevard	1
Powell, Lee	1
Orlando, Jackson	1
Paducah, Manatee	1
Palm Coast, Unknown	1
Oldsray, Manatee	1
Newberry, Levy	1
Saint Petersburg, Charlotte	1
Saint Augustine, Flagler	1
Seffenner, Hillsborough	1
Seminole, Lee	1
Toms River, Lee	1
Tourist, Dade	1
Sunrtise, Dade	1
Tallahassee, Gadsden	1
Tallahassee, Madison	1
Stratford, Broward	1
Crossings, Unknown	1
Davenport, Lake	1
Davie, Unknown	1
Dayton, Orange	1
Edgewood, Broward	1
Elkton, Putnam	1
Chesterfield, Broward	1
Carteret, Polk	1
Cincinnati, Dade	1
Armstrong, St. Johns	1
Atl, Brevard	1
Alva, Escambia	1
Andalusia, Escambia	1
Arcadia, Highlands	1
Baker, Santa Rosa	1
Belleville, Palm Beach	1
Belmont, Santa Rosa	1
Blountstown, Broward	1
Bronson, Alachua	1
Brooker, Alachua	1
Bradenton, Clay	1
Brandon, Pinellas	1
Bonita, Lee	1
Bocaraten, Palm Beach	1
Hudson, Pinellas	1
Hoosick Falls, Broward	1
Indian Rock Beach, Palm Beach	1
Interlachen, Duval	1
Kure Beach, Monroe	1
Lakeland, Palm Beach	1
Floral, Okaloosa	1
Forestville, Volusia	1
Gibson, Unknown	1
Gainesville, Okaloosa	1
Gainesville, Unknown	1
Greenbrier, Bay	1
Groveland, Orange	1
Hialeahgardens, Dade	1
Hiram, Leon	1
Longwood, Broward	1

COVID-19: characteristics of 1,863,453 Florida resident cases

Data through Feb 25, 2021 verified as of Feb 26, 2021 at 09:25 AM

Data in this report are provisional and subject to change.

The table below includes the cities and counties of residence for cases in Florida residents based on the patient's ZIP Code. Note that city is not always received as part of the initial notification and may be missing while the case is being investigated.

City and county	Cases
Lucedale, St. Lucie	1
Mayaguez, Dade	1
Macclenny, Duval	1
Mantua, Broward	1
Middletown, Osceola	1
North Laud, Unknown	1
Ocoee, Unknown	1
Odessa, Dade	1
New Vernon, Palm Beach	1
Monroe, Hillsborough	1
Missing, Gilchrist	1
Chipley, Holmes	1
Daniel Island, Bay	1
Colorado Springs, Unknown	1
Conifer, Lee	1
El Paso, Unknown	1
FI State Lot, Leon	1
Everett, Dade	1
Destin, Unknown	1
Diamond, Highlands	1
Dunellen, Dade	1
Eatonville, Seminole	1
Altamonte, Orange	1
Alva, Collier	1
333, Unknown	1
Allentown, Putnam	1
Apple Creek, Citrus	1
Amelia Village, Nassau	1
Barefoot Beach, Lee	1
Battle Creek, Manatee	1
Avon, Manatee	1
Aventura, Osceola	1
Bryn Mawr, Palm Beach	1
Burkeville, Brevard	1
Camden Wyoming, Duval	1
Chattanooga, Dade	1
Bear Grass, Palm Beach	1
Azalea Park, Osceola	1
Boca Raton,, Palm Beach	1
Boston, Dade	1
Fort Denaud, Glades	1
Fort Meyers, Lee	1
Fortlauderdale, Unknown	1
Fortwalton Beach, Okaloosa	1
Ft Pierce, Unknown	1
Garland, Orange	1
Hallandate Ben, Unknown	1
Havana, Leon	1
Homeless, Dade	1
Homer, Escambia	1
Hickory, Lee	1
Hilliard, Unknown	1
Longwood, Orange	1
Lehigh Cares, Lee	1
Live Oak, Columbia	1
Loganville, Orange	1
Jeffersonville, Broward	1
Knoxville, Escambia	1
Lauderdale Hill, Unknown	1

COVID-19: characteristics of 1,863,453 Florida resident cases

Data through Feb 25, 2021 verified as of Feb 26, 2021 at 09:25 AM

Data in this report are provisional and subject to change.

The table below includes the cities and counties of residence for cases in Florida residents based on the patient's ZIP Code. Note that city is not always received as part of the initial notification and may be missing while the case is being investigated.

City and county	Cases
Lake Mary, Lake	1
Middleburg, Duval	1
Midland, Osceola	1
Miami, Charlotte	1
Miamii, Dade	1
Miami Garden, Unknown	1
Missing, Wakulla	1
Mumford, Manatee	1
N/A, Duval	1
Naples, Alachua	1
Old Town, Gilchrist	1
Palm City, Unknown	1
Oviedo, Leon	1
Ocean City, Broward	1
Opa Locka, Polk	1
Orem, Sarasota	1
Orem, Unknown	1
San Antonio, Dade	1
San Diego, Unknown	1
Sanford, Palm Beach	1
Sebastian, Lake	1
Ridgewood, Broward	1
Riverview, Manatee	1
Riverview, Osceola	1
Roseland, Palm Beach	1
Republic, Monroe	1
Richmond, Palm Beach	1
Russellville, Hillsborough	1
Saint Augustine, Okaloosa	1
Porter Ranch, Dade	1
Raiford, Bradford	1
Ponte Vedra Beach, Orange	1
Port Orange , Volusia	1
Port Saint Lucie, Indian River	1
Plant City, Unknown	1
Pompano Beach, Alachua	1
University Of Central Florida, Hillsborough	1
Westerville, Hillsborough	1
Village Of Palm Springs, Palm Beach	1
Virginia Beach, Alachua	1
Webster, Pasco	1
Winston Salem, Unknown	1
Winter Garden, Hillsborough	1
Wilton Manors, Dade	1
Wilbur By The Sea, Volusia	1
Willowbrook, Lee	1
Union City, Bradford	1
University Of Central Fl, Pasco	1
Steinhatchee, Alachua	1
Tampa, Escambia	1
Tampa, Manatee	1
Tangerine, Lake	1
Woodland Hills, Brevard	1
Youngstown, Calhoun	1
Yulee, Duval	1
Downers Grove, St. Lucie	1
Export, Palm Beach	1
Fdsf, Unknown	1
Felda, Palm Beach	1

COVID-19: characteristics of 1,863,453 Florida resident cases

Data through Feb 25, 2021 verified as of Feb 26, 2021 at 09:25 AM

Data in this report are provisional and subject to change.

The table below includes the cities and counties of residence for cases in Florida residents based on the patient's ZIP Code. Note that city is not always received as part of the initial notification and may be missing while the case is being investigated.

City and county	Cases
Flagler Beach, Volusia	1
Flora, Lee	1
Fort Myers, Lake	1
Fresno, Pasco	1
Fruitland Park, Sumter	1
Fwb, Unknown	1
Gainesville, Marion	1
Gastonia, Polk	1
Clearwater, Highlands	1
Clermont, Unknown	1
Columbia, Orange	1
Coral Gables, Unknown	1
Coral Springs, Unknown	1
Cornelius, Leon	1
Crestview, Dade	1
Dade City, Polk	1
Dania, Unknown	1
Darien, Pasco	1
Arcadia, Charlotte	1
Aspen, Palm Beach	1
Atlanta, Broward	1
Aurburndale, Polk	1
Aventura, Unknown	1
Azalea Park, Sarasota	1
Bartow, Unknown	1
Biscayne Park, Broward	1
Boca Rotan, Unknown	1
Alpharetta, Alachua	1
Apalachicola, Leon	1
Brooksville, Columbia	1
Bryn Mawr, Collier	1
Canfield, Duval	1
Naugatuck, Lee	1
Myakka, Duval	1
Monessen, Palm Beach	1
Newport Beach, Palm Beach	1
North Little Rock, Palm Beach	1
New Vernon, Sarasota	1
New York, Broward	1
Northville, Broward	1
Ocala, Indian River	1
Ocoee, Broward	1
Missing, Baker	1
Middleburg, Unknown	1
Milford, Palm Beach	1
Minneapolis, Broward	1
Melbourne, Orange	1
Metter, Volusia	1
Miami Beach, Palm Beach	1
Miami Granders, Dade	1
Hilliard, Dade	1
Hollywood, Leon	1
Holt, Unknown	1
Homestead, Monroe	1
Humble, Broward	1
Green, Clay	1
Greensburg, Orange	1
Greenville, Monroe	1
Gulf Shores, Escambia	1

COVID-19: characteristics of 1,863,453 Florida resident cases

Data through Feb 25, 2021 verified as of Feb 26, 2021 at 09:25 AM

Data in this report are provisional and subject to change.

The table below includes the cities and counties of residence for cases in Florida residents based on the patient's ZIP Code. Note that city is not always received as part of the initial notification and may be missing while the case is being investigated.

City and county	Cases
Killarney, Orange	1
Knoxville, Duval	1
Havanna, Gadsden	1
Jan Phyl Village, Polk	1
Johns Island, Wakulla	1
Los Angeles, Polk	1
Maitland, Unknown	1
Lakeland, Pasco	1
Lakewood, Unknown	1
Lake City, Volusia	1
Sumter Ville, Unknown	1
Tallahassee, Escambia	1
Telluride, Lee	1
Tampa, Dade	1
Tampa, Lee	1
Stockbridge, Leon	1
Sullivans Island, Dade	1
Southampton, Palm Beach	1
Springhill, Unknown	1
South Otselic, Dade	1
Sevierville, Dade	1
Saint Petersburg, Dade	1
San Juan, Osceola	1
San Pedro Sula, Dade	1
Sandy, Duval	1
Richmond Heights, Dade	1
Riverview, Pinellas	1
Rochester, Lee	1
Rosemary Beach, Bay	1
Saint Cloud, Orange	1
Pound Ridge, Leon	1
Ponce, Orange	1
Port Charlotte Fl, Unknown	1
Plant City, Hendry	1
Plant City, Pinellas	1
Plantation, Unknown	1
Opa Locka, Unknown	1
Orem, Nassau	1
Olando, Orange	1
Ocoee, Polk	1
Orlando, Highlands	1
Windermere, Polk	1
Winter Park, Lake	1
West Simsbury, Collier	1
Tinley Park, Lee	1
University Of Central Fl, Dade	1
Wayne, Dade	1
Zolfo Springs, Polk	1
Winter Park, Broward	1
Winter Park, Indian River	1
Winter Park, Lee	1
Westbrook, Dade	1
Wichita, Volusia	1
Washington, Unknown	1
Venice, Unknown	1
Vernon, Unknown	1
Winder Garden, Orange	1
Windermere, Leon	1
Windermere, Osceola	1

COVID-19: characteristics of 1,863,453 Florida resident cases

Data through Feb 25, 2021 verified as of Feb 26, 2021 at 09:25 AM

Data in this report are provisional and subject to change.

The table below includes the cities and counties of residence for cases in Florida residents based on the patient's ZIP Code. Note that city is not always received as part of the initial notification and may be missing while the case is being investigated.

City and county	Cases
Windermere, Seminole	1
Winter Garden, Broward	1
Wells, Polk	1
Winter Garden, Pinellas	1
Tulsa, Orange	1
Sun City Center, Hardee	1
Tiffin, Highlands	1
Tallahassee, Duval	1
Tallahassee, Unknown	1
Tampa, Palm Beach	1
Tavares, Marion	1
Shelton, Manatee	1
Spring Hill , Hernando	1
Spring Hill, Dade	1
Starke, Clay	1
Stone Mountain, Palm Beach	1
Saint Petersburg, St. Lucie	1
Sandford, Seminole	1
Sarasota, Flagler	1
Saxis, Lee	1
Sebring, Lee	1
New Orleans, Palm Beach	1
Newark, Broward	1
Newburgh, Bay	1
Navarre, Dade	1
Middlesburg, Duval	1
North Pole, Seminole	1
North Port, Lee	1
Ocoee, Osceola	1
Okeechobee, Broward	1
Old Town, Alachua	1
Ona, Manatee	1
Oooooo, Unknown	1
Orlando, Columbia	1
Orlando, Indian River	1
Orem, Broward	1
Saint Cloud, Unknown	1
Saint Johns, Unknown	1
Rye, Duval	1
Rex, Duval	1
Port Everglades, Broward	1
Parker, Dade	1
Parker, Leon	1
Pacifica, Dade	1
Peoria, Unknown	1
Plantation, Orange	1
Pompano Beach, Martin	1
Palm Coast, Alachua	1
Palm Coast, Polk	1
Ormond Beach, Unknown	1
Oviedo, Brevard	1
Orlando, Sarasota	1
Louisville, Manatee	1
Los Angeles Ca, Unknown	1
Littleton, Dade	1
Margate, Dade	1
Marshall, Dade	1
Mary Esther, Unknown	1
Medford, Palm Beach	1

COVID-19: characteristics of 1,863,453 Florida resident cases

Data through Feb 25, 2021 verified as of Feb 26, 2021 at 09:25 AM

Data in this report are provisional and subject to change.

The table below includes the cities and counties of residence for cases in Florida residents based on the patient's ZIP Code. Note that city is not always received as part of the initial notification and may be missing while the case is being investigated.

City and county	Cases
Miami Lakes, Unknown	1
Miami, Hillsborough	1
Miami, Manatee	1
Macdill Air Force Base, Hillsborough	1
Miami Beach, Broward	1
Missing, Jackson	1
Leesburg, Marion	1
Lehigh Acres, Dade	1
Lewisburg, Pasco	1
Largo, Unknown	1
Lake City, Hamilton	1
La Grange, Dade	1
Harrison, Pinellas	1
Holly Ridge, Orange	1
Homeless, Polk	1
Homosassa, Hernando	1
Jerusalem, St. Johns	1
East Hampton, Palm Beach	1
Cypress, Leon	1
Davenport, Orange	1
Daytona Beach, Unknown	1
Deland, St. Lucie	1
Deltona, Orange	1
Fort Myers-, Lee	1
Fort Pierce, Unknown	1
Foley, Escambia	1
Gainesville, Duval	1
Granada Hills, Broward	1
Guilford, Dade	1
Hailandale, Unknown	1
Conway, Leon	1
Coventry, Broward	1
Clermont, Volusia	1
Clewiston, Glades	1
Bridgeport, Dade	1
Bronx, Palm Beach	1
Cartersville, Unknown	1
Altoona, Marion	1
Anaheim, Unknown	1
Argyle, Walton	1
Athens, Duval	1
Bogota, Orange	1
Bradenton, Dade	1
Bradenton, Osceola	1
New Richmond, Volusia	1
Oakland, Leon	1
Ocala, Alachua	1
Okeechobee, St. Lucie	1
North Canton, Palm Beach	1
Panama City, Walton	1
Palm Coast, Duval	1
Perry, Leon	1
Perth Amboy, Monroe	1
Opalocka, Dade	1
Orlando, Union	1
Ovido, Seminole	1
Oxford, Palm Beach	1
Rio Dell, Volusia	1
Rochelle, Volusia	1

COVID-19: characteristics of 1,863,453 Florida resident cases

Data through Feb 25, 2021 verified as of Feb 26, 2021 at 09:25 AM

Data in this report are provisional and subject to change.

The table below includes the cities and counties of residence for cases in Florida residents based on the patient's ZIP Code. Note that city is not always received as part of the initial notification and may be missing while the case is being investigated.

City and county	Cases
Port Orange, Unknown	1
Port Saint Lucie, Orange	1
Princeton, Alachua	1
Provincetown, Collier	1
Shannon, Collier	1
Soldotna, Broward	1
Saint Cloud, Lee	1
Saint Johns, Orange	1
San Antonio, Sarasota	1
San Antonio, Unknown	1
Sanford, Volusia	1
South Burlington, Orange	1
Spring Park, Alachua	1
Steinhatchee, Madison	1
Tangerine, Seminole	1
Tewksbury, Orange	1
Wesley Chapel, Alachua	1
Wheaton, Lee	1
Virginia Beach, Hernando	1
Waco, Broward	1
Washington, Broward	1
Umatilla, Alachua	1
University Of Central Florida, Monroe	1
Toms River, Dade	1
Winter Park, Osceola	1
Wood River, Polk	1
Worcester, Palm Beach	1
Winter Park, Alachua	1
Wilmington, Broward	1
Los Angeles, Palm Beach	1
Marianna, Calhoun	1
Miami, Collier	1
Miami, St. Lucie	1
Marshall, Palm Beach	1
Melrose, Alachua	1
Miamf, Dade	1
Miami G, Dade	1
Lemoyne, Manatee	1
Lawrence Township, Palm Beach	1
Lyndhurst, Broward	1
Magnolia Square, Osceola	1
Maitland, Alachua	1
Lake Placid, Alachua	1
Lake Worth Beach, Broward	1
Lander, Citrus	1
Las Vegas, Orange	1
Jupiter, Unknown	1
Kingsland, Duval	1
Kissimmee, Brevard	1
Jamaica, Broward	1
Jersey City, Polk	1
Gainesville, Baker	1
Gilmer, Dade	1
Jacksonville, Manatee	1
Haverford, Hillsborough	1
Herrin, Orange	1
Bryant, Alachua	1
Bronx, Broward	1
Buffalo, Palm Beach	1

COVID-19: characteristics of 1,863,453 Florida resident cases

Data through Feb 25, 2021 verified as of Feb 26, 2021 at 09:25 AM

Data in this report are provisional and subject to change.

The table below includes the cities and counties of residence for cases in Florida residents based on the patient's ZIP Code. Note that city is not always received as part of the initial notification and may be missing while the case is being investigated.

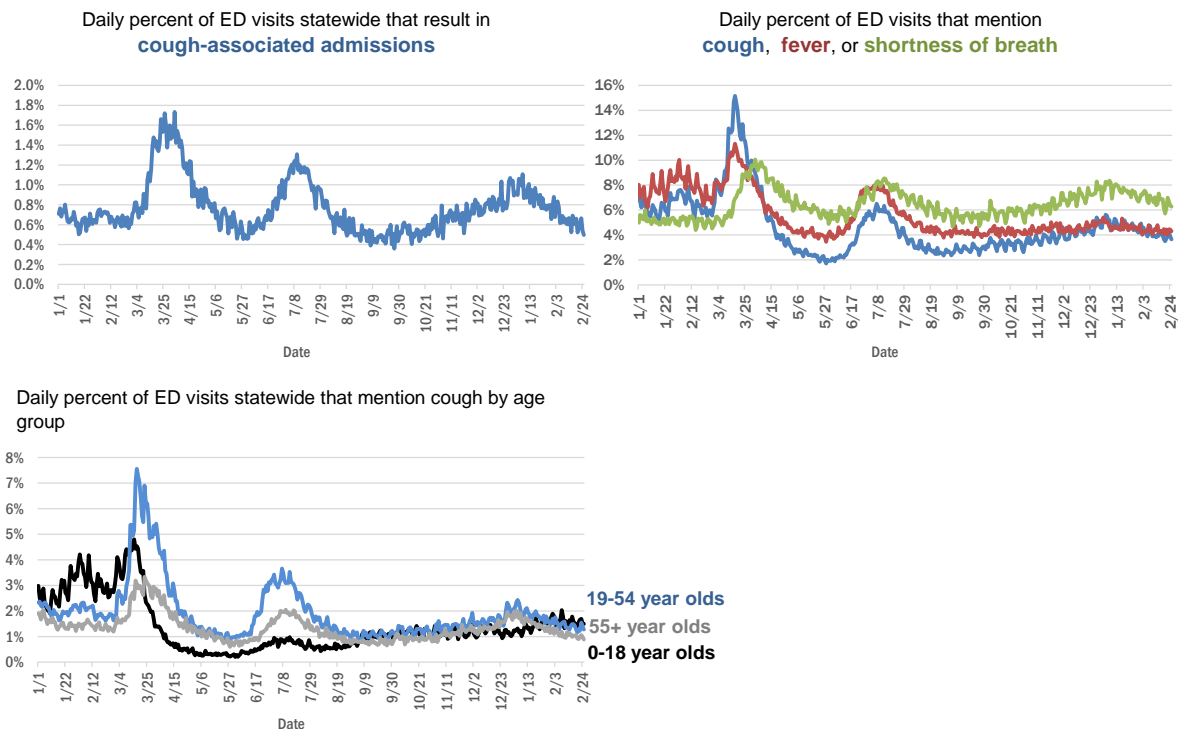
City and county	Cases
Carol Stream, Orange	1
Castleberry, Escambia	1
Charlotte, Pasco	1
Apo, Pasco	1
Apopka, Flagler	1
99, Unknown	1
Alanson, Bay	1
Aollywoss, Dade	1
Boca Raton, Unknown	1
Bohealia, Lee	1
Blowing Rock, Polk	1
Belleair, Hillsborough	1
Dorchester, Orange	1
Deland, Polk	1
Cumberland, Palm Beach	1
Dade City, Hillsborough	1
Estero, Collier	1
Fanning Springs, Levy	1
Clear Brook, Lee	1
Crestview, Holmes	1
Columbus, Brevard	1
Cookeville, Seminole	1
Dallas, Lee	1
De Leon Springs, Putnam	1
Dearborn, Lee	1
Total	1,863,453

COVID-19: additional surveillance information

Data through Feb 25, 2021 verified as of Feb 26, 2021 at 09:25 AM

Data in this report are provisional and subject to change.

Statewide emergency department (ED) chief complaint and admission data



The Electronic Surveillance System for the Early Notification of Community-Based Epidemics (ESSENCE-FL) includes chief complaint data from 211 of 211 Florida EDs. Data are transmitted electronically to ESSENCE-FL daily or hourly.

COVID-19: testing by laboratory

Data through Feb 25, 2021 verified as of Feb 26, 2021 at 09:25 AM

Data in this report are provisional and subject to change.

The numbers in the table below represent the number of Florida and non-Florida residents for whom test results were received by the Department of Health. A person can be tested by more than one laboratory and can have both positive and negative results. **Therefore, the sum of the numbers in each column will be larger than the total number of people tested.**

Reporting lab	Inconclusive	Negative	Positive	Percent positive	Total
LABORATORY CORPORATION OF AMERICA	2,496	1,558,667	213,460	12%	1,774,623
CURATIVE LABS	13,868	1,464,918	221,509	13%	1,700,295
QUEST DIAGNOSTICS	11,562	1,332,218	197,047	13%	1,540,827
BIO REFERENCE LABORATORIES, INC	7,563	908,064	174,739	16%	1,090,366
HELIX	8,063	590,800	104,287	15%	703,150
REALTOX LABS LLC	6,252	578,553	95,089	14%	679,894
NOMI_HEALTH	2,331	379,945	54,505	12%	436,781
GENETWORX	661	390,602	32,959	8%	424,222
RCA LABORATORY SERVICES, LLC		371,511	39,966	10%	411,477
CDR MAGUIRE - HEALTH CARE CENTER		338,627	51,541	13%	390,168
EAST FLORIDA STATE COLLEGE - BREVARD		212,886	26,986	11%	239,872
IMPACT HEALTH BIOMETRIC TESTING, INC	1,024	211,999	24,792	10%	237,815
BPHL-JACKSONVILLE	18	176,601	31,112	15%	207,731
PWNHEALTH	1,285	170,325	23,658	12%	195,268
NOMI HEALTH LAB SERVICES		172,681	19,856	10%	192,537
ADVENTHEALTH LAB	99	151,644	19,823	12%	171,566
CB SMITH PARK		150,116	18,794	11%	168,910
MAKO GENOMICS	7,535	135,149	24,740	15%	167,424
PALM BEACH BALLPARK		146,041	15,137	9%	161,178
FULGENT DIAGNOSTICS LABORATORY	2,967	138,013	15,383	10%	156,363
BPHL-MIAMI	225	131,953	22,287	14%	154,465
MAYO CLINIC LABORATORIES	332	135,748	17,278	11%	153,358
ELABNETWORK	1,059	137,348	11,727	8%	150,134
BAYCARE LABORATORIES LLC	575	125,497	11,081	8%	137,153
MEMORIAL REGIONAL HOSPITAL SOUTH	25	109,528	22,556	17%	132,109
ASCENSION SACRED HEART HOSPITAL - PENSACOLA	2	110,534	17,564	14%	128,100
NORTHWEST LABORATORY	246	121,062	6,473	5%	127,781
ORLANDO HEALTH SYSTEM	680	110,782	11,645	9%	123,107
BIOCOLLECTIONS WORLDWIDE, INC	734	107,606	13,308	11%	121,648
ADVENT HEALTH LAB	112	101,260	13,956	12%	115,328
MEDICAL DIAGNOSTIC LABORATORIES	974	98,531	14,212	12%	113,717
AKESOGEN		87,210	16,879	16%	104,089
UF HEALTH MEDICAL LAB	33	94,680	8,903	9%	103,616
BPHL-TAMPA (SPECTRUM BLVD)	45	87,131	16,110	16%	103,286
TESTING MATTERS INC	544	87,159	14,936	15%	102,639
KORVALABS, INC	1,285	91,468	4,698	5%	97,451
TAMPA GENERAL HOSPITAL	4	88,046	8,492	9%	96,542
AEGIS SCIENCES CORPORATION	820	79,292	14,121	15%	94,233
DIATHERIX LABORATORIES (VRL EUROFINS)		81,799	12,283	13%	94,082
SUNPATH MEDICAL DIAGNOSTICS LABORATORY	807	77,163	11,901	13%	89,871
BAPTIST HEALTH SOUTH FLORIDA	347	72,584	11,343	13%	84,274
ASCENSION ST VINCENT'S - RIVERSIDE	1	67,493	9,849	13%	77,343
JACKSON MEMORIAL HOSPITAL CLINICAL LAB	79	59,595	11,041	16%	70,715
SOUTH MIAMI HOSPITAL LAB	424	61,000	8,852	13%	70,276
LAKELAND REGIONAL MEDICAL CENTER	129	61,779	8,260	12%	70,168
AMERICAN HEALTH ASSOCIATES	9	58,266	5,114	8%	63,389

COVID-19: testing by laboratory

Data through Feb 25, 2021 verified as of Feb 26, 2021 at 09:25 AM

Data in this report are provisional and subject to change.

The numbers in the table below represent the number of Florida and non-Florida residents for whom test results were received by the Department of Health. A person can be tested by more than one laboratory and can have both positive and negative results. **Therefore, the sum of the numbers in each column will be larger than the total number of people tested.**

Reporting lab	Inconclusive	Negative	Positive	Percent positive	Total
UF HEALTH SHANDS HOSPITAL	462	58,258	4,364	7%	63,084
INGENIOUS PERSONALIZED MEDICINE	196	48,493	10,086	17%	58,775
AIT LABORATORIES		51,494	6,269	11%	57,763
ARUP LABORATORIES	16	50,062	2,922	6%	53,000
APPLIED INGENUITY DIAGNOSTICS LLC		48,364	2,165	4%	50,529
BAPTIST HEALTH - JACKSONVILLE	4	46,225	3,836	8%	50,065
GENESIS REFERENCE LABORATORIES		43,804	4,967	10%	48,771
TALLAHASSEE MEMORIAL HOSPITAL	236	42,535	5,390	11%	48,161
VIRACOR EUROFINS		35,512	9,812	22%	45,324
SARASOTA MEMORIAL HOSPITAL MAIN LAB	12	39,939	3,563	8%	43,514
BROWARD GENERAL MEDICAL CENTER-CLINICAL LAB	2	38,140	4,154	10%	42,296
ADVENTIST HEALTH SYSTEMS SUNBELT INC DBA		36,844	4,289	10%	41,133
NICKLAUS CHILDREN'S HOSPITAL	66	35,576	4,967	12%	40,609
FLORIDA HOSPITAL - TAMPA	37	37,166	3,198	8%	40,401
MILLENNIUM PHYSICIAN GROUP	17	33,756	6,539	16%	40,312
LEE HEALTH - CAPE CORAL HOSPITAL	3	33,060	5,460	14%	38,523
UNIVERSITY OF MIAMI HOSPITAL	126	34,167	3,556	9%	37,849
DWIC OF TAMPA BAY INC		33,034	4,037	11%	37,071
MINUTECLINIC LLC		31,478	5,571	15%	37,049
ORANGE COUNTY CONVENTION CENTER		33,330	3,698	10%	37,028
UF HEALTH JACKSONVILLE	48	32,328	3,834	11%	36,210
MIAMI DADE COUNTY		32,093	3,528	10%	35,621
ECCO LAB GROUP CO	506	29,990	4,586	13%	35,082
WALGREENS	34	29,234	5,404	16%	34,672
MEDFAST URGENT CARE CENTERS, LLC	19	28,742	4,355	13%	33,116
NORTH FLORIDA REGIONAL MEDICAL CENTER		27,376	3,352	11%	30,728
MOUNT SINAI MEDICAL CENTER	10	27,260	2,984	10%	30,254
ST JOSEPHS HOSPITAL LABORATORY	23	26,472	3,491	12%	29,986
JUPITER MEDICAL CENTER LAB	78	26,918	2,618	9%	29,614
BRANDON REGIONAL HOSPITAL		26,091	3,447	12%	29,538
STS LAB 2 LLC	6	27,386	1,398	5%	28,790
INTEGRATED REGIONAL LABORATORIES LLP	1	24,426	3,888	14%	28,315
JFK MEDICAL CENTER LAB	1	23,691	3,093	12%	26,785
PALMETTO GENERAL HOSPITAL LAB	3	22,049	4,510	17%	26,562
GENESIS MEDICAL LABORATORY	351	21,629	4,164	16%	26,144
WATSON CLINIC LLP		21,120	4,938	19%	26,058
NIGHT LITE PEDIATRIC CENTER LLC		23,118	2,615	10%	25,733
MALABAR MEDICAL WALK IN CLINIC	1	20,904	4,170	17%	25,075
HOLY CROSS HOSPITAL CLINICAL LAB	1	22,687	2,142	9%	24,830
HEALTHLINK DIAGNOSTIC LABORATORIES	284	21,848	2,326	10%	24,458
ACCESS DX LABORATORY	222	21,827	2,078	9%	24,127
AVENTUS BIO LABS	16	20,692	3,083	13%	23,791
MORTON PLANT HOSPITAL-ADLER INSTITUTE	26	20,240	2,425	11%	22,691
PANCARE OF FLORIDA INC		19,948	2,425	11%	22,373

COVID-19: testing by laboratory

Data through Feb 25, 2021 verified as of Feb 26, 2021 at 09:25 AM

Data in this report are provisional and subject to change.

The numbers in the table below represent the number of Florida and non-Florida residents for whom test results were received by the Department of Health. A person can be tested by more than one laboratory and can have both positive and negative results. **Therefore, the sum of the numbers in each column will be larger than the total number of people tested.**

Reporting lab	Inconclusive	Negative	Positive	Percent positive	Total
STATLAB_MOBILE	1	20,054	2,032	9%	22,087
LAB DIAGNOSTICS LLC	390	15,990	5,313	24%	21,693
NAPLES COMMUNITY HOSPITAL	72	19,438	2,016	9%	21,526
DRS CLACK SPENCER WHITE & MCCORMACK PA D/B/A		19,310	1,973	9%	21,283
SAINT MARY'S MEDICAL CENTER	24	18,445	2,170	11%	20,639
ADVENT HEALTH - DAYTONA BEACH	32	18,890	1,676	8%	20,598
EXACT SCIENCES LABORATORIES		18,177	2,306	11%	20,483
PATIENTS FIRST LAKE ELLA MEDICAL CENTER PA		17,197	3,218	16%	20,415
UNITED CLINICAL LABORATORY LLC	2	17,338	2,296	12%	19,636
INFINITY BIOLOGIX LLC	54	18,735	818	4%	19,607
CLEVELAND CLINIC HOSPITAL LAB	4	17,010	2,221	12%	19,235
CLEVELAND CLINIC TRADITION HOSPITAL		17,106	1,248	7%	18,354
BAYFRONT HEALTH - ST PETERSBURG	17	15,944	2,357	13%	18,318
OSCEOLA REGIONAL MEDICAL CENTER	1	15,549	2,235	13%	17,785
LEESBURG REGIONAL MEDICAL CENTER		15,465	2,150	12%	17,615
HEALTH CENTER AT SINAI RESIDENCES		16,930	506	3%	17,436
BIOCERNA LABS	461	14,582	2,112	12%	17,155
HOMESTEAD HOSPITAL CLINICAL LABORATORY	27	13,960	2,997	18%	16,984
MEMORIAL HOSPITAL JACKSONVILLE	8	14,079	2,695	16%	16,782
WELLINGTON REGIONAL MED CTR LAB	6	14,468	1,795	11%	16,269
CLARITY LAB SOLUTIONS	92	14,219	1,767	11%	16,078
NORTHWEST MEDICAL CENTER	1	14,051	1,989	12%	16,041
ORANGE PARK MEDICAL CENTER	9	13,288	2,586	16%	15,883
INDIAN RIVER PATHOLOGY LLC		14,630	1,238	8%	15,868
ACCESS MEDICAL LABORATORIES	4	8,006	7,589	49%	15,599
FULGENT DIAGNOSTICS	169	14,310	977	6%	15,456
BETHESDA HOSPITAL EAST		13,904	1,435	9%	15,339
DELRAY MEDICAL CENTER LAB	3	13,668	1,595	10%	15,266
OAK HILL HOSPITAL		13,545	1,716	11%	15,261
VISTA CLINICAL DIAGNOSTICS	481	13,018	1,708	11%	15,207
WEST KENDALL BAPTIST HOSPITAL	13	12,020	2,826	19%	14,859
LAWNWOOD REGIONAL MEDICAL CENTER	1	12,758	2,065	14%	14,824
MEMORIAL REGIONAL HOSPITAL CLINICAL LABORATORY	10	13,665	945	6%	14,620
PRIVA PATH LABS	75	13,585	931	6%	14,591
INDIAN RIVER MEDICAL CENTER LAB		13,669	852	6%	14,521
BAPTIST HEALTHCARE - BAPTIST HOSPITAL	5	11,357	3,093	21%	14,455
BAPTIST HEALTH - SOUTH		13,136	1,171	8%	14,307
LEE HEALTH - LEE MEMORIAL HOSPITAL		10,708	3,558	25%	14,266
LARGO MEDICAL CENTER		12,599	1,586	11%	14,185
UHEALTH CORAL GABLES/LENNAR MED CTR	33	13,197	891	6%	14,121
WINTER HAVEN HOSPITAL CLINICAL LABORATORY	4	11,873	2,176	15%	14,053
THE HEALTHCARE DISTRICT OF PALM BEACH COUNTY	45	12,223	1,778	13%	14,046
NONA SCIENTIFIC	5	10,712	3,123	23%	13,840
ADVENTHEALTH CENTRA CARE LAKE BUENA VISTA		12,192	1,555	11%	13,747

COVID-19: testing by laboratory

Data through Feb 25, 2021 verified as of Feb 26, 2021 at 09:25 AM

Data in this report are provisional and subject to change.

The numbers in the table below represent the number of Florida and non-Florida residents for whom test results were received by the Department of Health. A person can be tested by more than one laboratory and can have both positive and negative results. **Therefore, the sum of the numbers in each column will be larger than the total number of people tested.**

Reporting lab	Inconclusive	Negative	Positive	Percent positive	Total
WEST FLORIDA HOSPITAL LAB	1	10,670	2,944	22%	13,615
CARDIOPATH	84	11,687	1,692	13%	13,463
MEDICAL CENTER OF TRINITY CLINICAL LABORATORY	2	11,810	1,394	11%	13,206
PALMS WEST HOSPITAL LAB	2	11,233	1,833	14%	13,068
GOOD SAMARITAN MEDICAL CENTER LAB	2	11,257	1,680	13%	12,939
WESTSIDE REGIONAL MED CTR	2	11,011	1,890	15%	12,903
MOLECULAR INFECTIOUS DISEASES	453	11,975	410	3%	12,838
NEMOURS CHILDRENS HOSPITAL	1	11,989	724	6%	12,714
MERCY HOSPITAL A CAMPUS OF PLANTATION GEN HOSP LAB	1	10,682	1,988	16%	12,671
ST ANTHONY'S HOSPITAL LAB	30	10,948	1,504	12%	12,482
REGIONAL MEDICAL CENTER BAYONET POINT	2	11,383	1,003	8%	12,388
GULF COAST MEDICAL CENTER MICROLAB		9,693	2,690	22%	12,383
MEDRITE MEDICAL CARE, PC	5,797	5,911	558	5%	12,266
THE VILLAGES REGIONAL HOSPITAL		10,932	1,264	10%	12,196
LAKE CITY HM		11,147	988	8%	12,135
BINAXNOW	9	9,152	2,839	24%	12,000
FLORIDA HOSPITAL WATERMAN LABORATORY	70	10,997	862	7%	11,929
CAPITAL REGIONAL MEDICAL CTR		9,497	2,321	20%	11,818
PWN HEALTH	17	9,712	2,072	18%	11,801
ST MARKS HOSPITAL LABORATORY B	78	10,627	1,002	9%	11,707
AVENTURA HOSPITAL LAB		9,485	2,220	19%	11,705
CORAL GABLES HOSPITAL CLINICAL LABORATORY		9,812	1,838	16%	11,650
HALIFAX MEDICAL CENTER LAB	37	9,877	1,718	15%	11,632
GENOVA DIAGNOSTICS LABORATORY	61	10,484	1,025	9%	11,570
WEST BOCA MEDICAL CENTER LAB		10,629	860	7%	11,489
ST JOSEPHS HOSPITAL	18	9,951	1,518	13%	11,487
BLAKE MEDICAL CENTER		10,028	1,432	12%	11,460
FLORIDA LABORATORY ANALYSIS		9,897	1,458	13%	11,355
BAPTIST HEALTH SOUTH FLORIDA - WEST KENDALL URGENT CARE		9,478	1,828	16%	11,306
MANATEE MEMORIAL HOSPITAL		10,278	981	9%	11,259
LEE HEALTH - HEALTH PARK MEDICAL CENTER		9,424	1,816	16%	11,240
COAST DIAGNOSTICS LLC	45	9,895	1,207	11%	11,147
PATHNOSTICS	41	8,716	2,343	21%	11,100
LARKIN COMMUNITY HOSPITAL	10	9,578	1,452	13%	11,040
PALM BEACH GARDENS MEDICAL CTR LAB		9,944	1,095	10%	11,039
MEASE COUNTRYSIDE LAB	14	9,620	1,185	11%	10,819
PRECISION HEALTH RESOURCES LLC		10,032	661	6%	10,693
LAKE CITY MEDICAL CENTER		8,379	2,165	21%	10,544
LARKIN COMMUNITY HOSPITAL INC DBA CARDIOTROPIC		6,820	3,621	35%	10,441
FLORIDA HOSPITAL HEARTLAND MED CTR CLINICAL LAB	33	9,046	1,359	13%	10,438
VIKOR SCIENTIFIC	47	8,563	1,774	17%	10,384
ADVENT HEALTH - WESLEY CHAPEL	14	9,184	966	10%	10,164
PLANTATION GENERAL HOSPITAL		8,562	1,579	16%	10,141
NATIONWIDE LABORATORY SERVICES INC	341	8,417	1,318	13%	10,076
DOCTORS HOSPITAL	7	8,225	1,625	16%	9,857
FLORIDA MEDICAL CENTER - A CAMPUS OF NORTH SHORE	2	8,655	1,195	12%	9,852

COVID-19: testing by laboratory

Data through Feb 25, 2021 verified as of Feb 26, 2021 at 09:25 AM

Data in this report are provisional and subject to change.

The numbers in the table below represent the number of Florida and non-Florida residents for whom test results were received by the Department of Health. A person can be tested by more than one laboratory and can have both positive and negative results. **Therefore, the sum of the numbers in each column will be larger than the total number of people tested.**

Reporting lab	Inconclusive	Negative	Positive	Percent positive	Total
SRQ DRIVE THROUGH		8,944	905	9%	9,849
SARKIS CLINICAL TRIALS	25	8,502	1,243	13%	9,770
LEON MEDICAL CENTERS LLC		7,681	2,076	21%	9,757
CENTRAL FLORIDA REGIONAL HOSPITAL		8,704	1,010	10%	9,714
AVECINA	17	8,956	699	7%	9,672
EXPRESS GENE MOLECULAR DIAGNOSTICS LABORATORY		8,256	1,398	14%	9,654
PALM BEACH BALL PARK		8,605	1,014	11%	9,619
AMERICAN FAMILY CARE		5,318	4,290	45%	9,608
P4 CLINICAL, LLC	200	8,452	953	10%	9,605
LABSTAT LLC	3	9,147	434	5%	9,584
AVECINA MEDICAL	4	6,202	3,340	35%	9,546
NORTHSIDE HOSPITAL AND HEART INSTITUTE		8,563	976	10%	9,539
SYNERGY DIAGNOSTIC LABORATORY	93	8,410	1,034	11%	9,537
LABS ASAP LLC		8,563	958	10%	9,521
CORAL SPRINGS MED CTR		8,511	925	10%	9,436
BOSTON HEART DIAGNOSTICS CORP		8,201	1,198	13%	9,399
FLORIDA HOSPITAL DELAND	10	8,034	1,174	13%	9,218
ADVENTHEALTH CENTRA CARE WATERFORD LAKES		7,685	1,514	16%	9,199
NCF DIAGNOSTICS & DNA TECHNOLOGIES LAB	153	8,362	487	5%	9,002
CERNERELR_BAYCARE	43	8,320	616	7%	8,979
CernerELR_Advent		7,713	1,215	14%	8,928
INFORM DIAGNOSTICS, INC		8,332	495	6%	8,827
BAPTIST HEALTH SOUTH FLORIDA - COUNTRY WALK URGENT CARE		7,265	1,528	17%	8,793
WEST PALM HOSPITAL LAB		7,980	697	8%	8,677
OCALA REGIONAL MEDICAL CENTER		7,510	1,155	13%	8,665
FLORIDA HOSPITAL FLAGLER	29	7,850	767	9%	8,646
BROWARD HEALTH NORTH CLINICAL LABORATORY		7,624	978	11%	8,602
MEDARBOR DIAGNOSTICS	1	7,436	1,108	13%	8,545
NORTH SHORE MEDICAL CENTER		7,064	1,449	17%	8,513
ADVENTHEALTH CENTRA CARE ST CLOUD	1	7,284	1,166	14%	8,451
FLORIDA HOSPITAL ZEPHYRHILLS	10	7,502	922	11%	8,434
LEE HEALTH - GULF COAST MEDICAL CENTER	2	6,661	1,700	20%	8,363
AVECINA MEDICAL OAKLEAF	3	6,977	1,330	16%	8,310
FLORIDA HOSPITAL OF CARROLLWOOD	23	7,075	1,160	14%	8,258
CERNERELR_BAPTISTMIAMI	31	7,313	862	11%	8,206
INFINITY BIOLOGIX LLC (GINKO BIOWORKS)	27	7,882	231	3%	8,140
ALL CHILDREN'S HOSPITAL		7,507	554	7%	8,061
SYNERGY LABORATORIES	7	6,943	1,063	13%	8,013
HEALTHQUEST ESOTERICS		6,638	1,361	17%	7,999
SOUTH BAY HOSPITAL CLINICAL LAB	1	7,100	857	11%	7,958
CLEVELAND CLINIC MARTIN SOUTH HOSPITAL	1	7,070	880	11%	7,951
H LEE MOFFITT CANCER CENTER LABORATORY	1	7,565	217	3%	7,783
SANTA ROSA MEDICAL CENTER		6,341	1,381	18%	7,722
BAPTIST HEALTH SOUTH FLORIDA - MIAMI LAKES URGENT CARE		6,052	1,648	21%	7,700
MEMORIAL HOSPITAL WEST LABORATORY SERVICES	14	6,939	699	9%	7,652
KD MEDICAL CHOICE LLC	5	6,903	723	9%	7,631

COVID-19: testing by laboratory

Data through Feb 25, 2021 verified as of Feb 26, 2021 at 09:25 AM

Data in this report are provisional and subject to change.

The numbers in the table below represent the number of Florida and non-Florida residents for whom test results were received by the Department of Health. A person can be tested by more than one laboratory and can have both positive and negative results. **Therefore, the sum of the numbers in each column will be larger than the total number of people tested.**

Reporting lab	Inconclusive	Negative	Positive	Percent positive	Total
POINCIANA MEDICAL CENTER		5,943	1,680	22%	7,623
BAYCARE COMMUNITY HEALTH		7,435	188	2%	7,623
NCH NORTH NAPLES HOSPITAL LAB	15	6,733	830	11%	7,578
ISPM LABS, LLC DBA CAPSTONE DIAGNOSTICS, LLC		7,185	382	5%	7,567
BAPTIST HEALTH - BEACHES		6,942	617	8%	7,559
AMELIA EARHART		6,386	1,111	15%	7,497
ANNE BATES LEACH EYE HOSPITAL/ ABLEH MICROBIOLOGY LABORATORY	8	7,338	106	1%	7,452
MEMORIAL HOSPITAL MICRO		6,858	497	7%	7,355
WEST MARION COMMUNITY HOSPITAL LAB		6,089	1,254	17%	7,343
CLEVELAND CLINIC MARTIN NORTH HOSPITAL		6,488	843	11%	7,331
ST LUCIE MEDICAL CENTER		5,770	1,395	19%	7,165
ARCPPOINT LABS OF FORT MYERS	4	6,242	883	12%	7,129
MORTON PLANT-MEASE	5	6,459	664	9%	7,128
LAKEWOOD RANCH MEDICAL CENTER		6,513	567	8%	7,080
ADVENTHEALTH CENTRA CARE CLERMONT		6,072	995	14%	7,067
GENE BY GENE, GENOMICS RESEARCH CENTER LAB	44	6,618	391	6%	7,053
FLORIDA HOSPITAL FISH MEMORIAL	19	5,959	1,047	15%	7,025
ADVENTHEALTH CENTRA CARE UNIVERSITY	1	6,179	786	11%	6,966
ADVENTHEALTH CENTRA CARE WINTER GARDEN	1	6,116	757	11%	6,874
ADVENTHEALTH CENTRA CARE WINTER PARK		6,195	672	10%	6,867
LUMINUS DIAGNOSTICS		6,268	553	8%	6,821
BAPTIST HEALTH SOUTH FLORIDA - WESTCHESTER URGENT CARE		5,553	1,217	18%	6,770
FLORIDA HOSPITAL Ocala		5,734	885	13%	6,619
AVERO DIAGNOSTICS - IRVING	11	6,114	465	7%	6,590
VISTA CLINICAL	8	3,871	2,710	41%	6,589
ADVENTHEALTH CENTRA CARE LAKELAND	1	5,676	865	13%	6,542
HIALEAH HOSPITAL	4	5,065	1,449	22%	6,518
MEDEXPRESS URGENT CARE	2	4,431	2,079	32%	6,512
BAPTIST HEALTH SOUTH FLORIDA - DORAL URGENT CARE		5,179	1,284	20%	6,463
ADVENTHEALTH CENTRA CARE DR PHILLIPS		5,844	602	9%	6,446
ADVENTHEALTH CENTRA CARE LEE ROAD		5,706	654	10%	6,360
UNKNOWN	3	3,355	2,972	47%	6,330
OVIEDO MEDICAL CENTER		5,625	643	10%	6,268
INDIAN RIVER MEDICAL CENTER		5,408	851	14%	6,259
HOLIDAY CVS LLC		5,938	278	4%	6,216
BAPTIST HEALTH - NASSAU		5,849	340	5%	6,189
ST JOSEPHS NORTH HOSPITAL LAB	7	5,274	857	14%	6,138
ATLANTIS URGENT CARE	1	4,560	1,561	25%	6,122
IMPERIAL POINT MEDICAL CENTER		5,595	527	9%	6,122
EMERALD COAST URGENT CARE		4,641	1,415	23%	6,056
ADVENTHEALTH CENTRA CARE HUNTERS CREEK	3	5,207	832	14%	6,042
BAYFRONT HEALTH - PORT CHARLOTTE		5,541	489	8%	6,030
NCH DOWNTOWN NAPLES HOSPITAL	13	5,397	582	10%	5,992
COMMUNITY HEALTH CENTERS OF PINELLAS INC		4,776	1,201	20%	5,977
SOLARIS DIAGNOSTICS	10	5,394	567	9%	5,971
ST PETERSBURG GENERAL HOSPITAL		4,983	911	15%	5,894

COVID-19: testing by laboratory

Data through Feb 25, 2021 verified as of Feb 26, 2021 at 09:25 AM

Data in this report are provisional and subject to change.

The numbers in the table below represent the number of Florida and non-Florida residents for whom test results were received by the Department of Health. A person can be tested by more than one laboratory and can have both positive and negative results. **Therefore, the sum of the numbers in each column will be larger than the total number of people tested.**

Reporting lab	Inconclusive	Negative	Positive	Percent positive	Total
ADVENTHEALTH CENTRA CARE SANFORD		5,214	678	12%	5,892
FORT WALTON BEACH MEDICAL CENTER		4,993	873	15%	5,866
BAYFRONT HEALTH - VENICE REGIONAL MEDICAL	1	5,338	505	9%	5,844
MEDEXPRESS URGENT CARE OF BOYNTON BEACH LLC		5,428	410	7%	5,838
ADVENTHEALTH CENTRA CARE MOUNT DORA		4,887	945	16%	5,832
ADVENTHEALTH CENTRA CARE LAKE MARY	2	5,064	747	13%	5,813
ADVENTHEALTH CENTRA CARE KISSIMMEE		5,144	586	10%	5,730
ADVENTHEALTH CENTRA CARE APOPKA	1	4,865	784	14%	5,650
CLINICAL REFERENCE LABORATORY	2	5,345	286	5%	5,633
SUNCOAST PATHOLOGY ASSOCIATES		5,099	486	9%	5,585
BAPTIST HEALTH SOUTH FLORIDA - PEMBROKE PINES URGENT CARE		4,635	925	17%	5,560
FLORIDA HOSPITAL NORTH PINELLAS	11	5,059	451	8%	5,521
NCH NORTH NAPLES HOSPITAL	6	4,856	628	11%	5,490
EMPIRE CITY LABORATORIES INC	60	4,651	765	14%	5,476
ADVENTIST HEALTH SYSTEMS, SUNBELT INC		4,801	671	12%	5,472
MEDEXPRESS URGENT CARE HUDSON		4,729	739	14%	5,468
TROPICANA FIELD - LOT 2	19	4,927	486	9%	5,432
PARAMOUNT URGENT CARE		2,766	2,635	49%	5,401
SUNRISE MEDICAL LABORATORIES	2	5,013	371	7%	5,386
SOUTH FLORIDA BAPTIST HOSPITAL MICRO	4	4,503	874	16%	5,381
NORTHWEST FLORIDA COMMUNITY HOSPITAL	37	3,932	1,400	26%	5,369
ADVENTHEALTH CENTRA CARE ALTAMONTE		4,674	651	12%	5,325
EGLIN AIR FORCE BASE	13	3,780	1,496	28%	5,289
MARTIN HOSPITAL SOUTH LAB		4,966	288	5%	5,254
DOCTORS URGENT CARE LLC	1	4,240	962	18%	5,203
ANGEL KIDS PEDIATRICS		4,897	305	6%	5,202
MICROGEN DX	4	4,457	681	13%	5,142
PUTNAM COMMUNITY MEDICAL CENTER		4,452	672	13%	5,124
TRINITY SPRINGS		4,357	729	14%	5,086
BAPTIST HEALTH SOUTH FLORIDA - CORAL SPRINGS URGENT CARE		4,363	710	14%	5,073
ADVENTHEALTH CENTRA CARE AZALEA PARK		4,331	728	14%	5,059
MEDICAL DNA LABS LLC	3	4,604	445	9%	5,052
PRO CLINIC		3,972	1,038	21%	5,010
ADVENTHEALTH EXPRESS CARE		4,093	915	18%	5,008
DYNIX DIAGNOSTIX		4,512	429	9%	4,941
AHCC WESLEY CHAPEL		4,411	528	11%	4,939
ACUTIS DIAGNOSTICS	17	3,941	977	20%	4,935
ADVENTHEALTH CENTRA CARE OVIEDO		4,210	678	14%	4,888
URGENT CARE OF THE PALM BEACHES		3,995	839	17%	4,834
UNIVERSITY HOSPITAL AND MEDICAL CENTER		3,680	1,152	24%	4,832
ESCAMBIA COMMUNITY CLINICS INC	8	3,594	1,211	25%	4,813
COASTAL MED URGENT CARE		3,326	1,468	31%	4,794
URGENT CARE CURE	2	4,109	680	14%	4,791
BAPTIST HEALTH - NORTH		3,726	1,044	22%	4,770
DOCTORS URGENT CARE OF LUTZ LLC	1	3,816	934	20%	4,751
MIAMI BEACH CONVENTION CENTER		4,514	223	5%	4,737

COVID-19: testing by laboratory

Data through Feb 25, 2021 verified as of Feb 26, 2021 at 09:25 AM

Data in this report are provisional and subject to change.

The numbers in the table below represent the number of Florida and non-Florida residents for whom test results were received by the Department of Health. A person can be tested by more than one laboratory and can have both positive and negative results. **Therefore, the sum of the numbers in each column will be larger than the total number of people tested.**

Reporting lab	Inconclusive	Negative	Positive	Percent positive	Total
LEE HEALTH CONVENIENT CARE - PAGE FIELD		4,125	577	12%	4,702
ADVENTHEALTH CENTRA CARE LONGWOOD		4,105	547	12%	4,652
FLORIDA FAMILY LABORATORY, INC DBA	35	4,221	395	8%	4,651
PALMS OF PASADENA HOSPITAL		4,127	510	11%	4,637
ADVENTHEALTH CENTRA CARE SOUTH ORANGE		3,968	655	14%	4,623
ADVENT HEALTH - HEART OF FLORIDA ER	1	3,960	653	14%	4,614
NIGHT LITE PEDIATRICS	4	3,341	1,253	27%	4,598
MINUTECLINIC		3,959	633	14%	4,592
BAPTIST HEALTH SOUTH FLORIDA - TAMiami TRAIL URGENT CARE		3,687	897	20%	4,584
ADVENTHEALTH CENTRA CARE ORANGE LAKE		4,063	517	11%	4,580
MEDEXPRESS URGENT CARE - ESTERO		4,103	469	10%	4,572
MINUTECLINIC LLC #3703		3,808	752	16%	4,560
THE CENTER FOR URGENT CARE	3	3,784	760	17%	4,547
ADVENTHEALTH CENTRA CARE PORT ORANGE		3,796	736	16%	4,532
DOCTORS HOSPITAL OF SARASOTA CLINICAL LABORATORY		3,917	584	13%	4,501
MOFFITT CANCER CENTER	6	4,398	97	2%	4,501
FLORIDA COMMUNITY HEALTH CENTER		3,533	967	21%	4,500
PEDIATRIC HEALTH CARE ALLIANCE PA		4,120	372	8%	4,492
MEDEXPRESS URGENT CARE - ROYAL PALM BEACH		4,028	463	10%	4,491
WESTCHESTER HOSPITAL	23	3,606	849	19%	4,478
QDX PATHOLOGY SERVICES	2	4,126	348	8%	4,476
BAPTIST HEALTH SOUTH FLORIDA - KENDALE LAKES URGENT CARE		3,599	876	20%	4,475
BAPTIST HEALTH SOUTH FLORIDA - CORAL GABLES (UNIVERSITY) URGENT CARE		3,858	609	14%	4,467
HEALTH FIRST ADVENTHEALTH CENTRA CARE TITUSVILLE		3,950	474	11%	4,424
HEALTH FIRST ADVENTHEALTH CENTRA CARE GATEWAY	1	3,970	441	10%	4,412
RAULERSON HOSPITAL		3,621	764	17%	4,385
ADVENTHEALTH CENTRA CARE SAND LAKE		3,938	446	10%	4,384
MEDEXPRESS URGENT CARE PALM BEACH GARDENS		3,998	361	8%	4,359
ADVENTHEALTH CENTRA CARE LEESBURG		3,532	812	19%	4,344
BAPTIST HEALTH SOUTH FLORIDA - PINECREST URGENT CARE		3,752	591	14%	4,343
MEDEXPRESS URGENT CARE - GOLDEN GATE		3,869	471	11%	4,340
MEASE DUNEDIN HOSPITAL	5	3,868	433	10%	4,306
TALLAHASSEE PRIMARY CARE ASSOCIATES		3,745	546	13%	4,291
BAPTIST HEALTH SOUTH FLORIDA - CORAL GABLES URGENT CARE		3,552	709	17%	4,261
LABORATORY OF FLORIDA LLC	40	3,858	304	7%	4,202
PALMS MEDICAL GROUP	5	2,966	1,209	29%	4,180
BAPTIST HEALTH SOUTH FLORIDA - PALMETTO BAY URGENT CARE		3,466	664	16%	4,130
PARAMOUNT URGENT CARE - WINDERMERE		2,708	1,415	34%	4,123
NIGHT LITE PEDIATRICS URGENT CARE	1	3,414	638	16%	4,053
MEDCOMP SCIENCES LLC	76	2,173	1,803	44%	4,052
BETHESDA HOSPITAL WEST		3,623	412	10%	4,035
BAYFRONT HEALTH - SEVEN RIVERS		3,674	349	9%	4,023
ASCENSION SACRED HEART - EMERALD COAST		3,314	693	17%	4,007
PHYSICIANS REGIONAL MEDICAL CENTER - PINE RIDGE RD	1	3,265	735	18%	4,001
MEDEXPRESS URGENT CARE - LAKE LAND		3,526	471	12%	3,997
BAYA PHARMACY & URGENT CARE		2,891	1,066	27%	3,957

COVID-19: testing by laboratory

Data through Feb 25, 2021 verified as of Feb 26, 2021 at 09:25 AM

Data in this report are provisional and subject to change.

The numbers in the table below represent the number of Florida and non-Florida residents for whom test results were received by the Department of Health. A person can be tested by more than one laboratory and can have both positive and negative results. **Therefore, the sum of the numbers in each column will be larger than the total number of people tested.**

Reporting lab	Inconclusive	Negative	Positive	Percent positive	Total
US BIOTEK LABORATORIES	14	3,579	363	9%	3,956
GENESIS DIAGNOSTICS		3,705	241	6%	3,946
PREMIER URGENT CARE OF BREVARD LLC	3	3,424	499	13%	3,926
SPORTS DRUG TESTING LABORATORY	61	3,710	120	3%	3,891
TWIN CITIES HOSPITAL	1	3,387	487	13%	3,875
MEMORIAL HOSPITAL- MIRAMAR	12	3,550	295	8%	3,857
VENTURE MEDICAL OF FLORIDA LLC		3,533	291	8%	3,824
ADVENTHEALTH CENTRA CARE		3,341	411	11%	3,752
DOCTORS TEST CENTERS		3,319	431	11%	3,750
ADVENTHEALTH PROMPT CARE	2	2,660	1,066	29%	3,728
BAYFRONT HEALTH - BROOKSVILLE		3,278	448	12%	3,726
ADVENTHEALTH CENTRA CARE COLONIAL TOWN	2	3,275	386	11%	3,663
DESOTO MEMORIAL HOSPITAL	3	2,985	656	18%	3,644
CLARITY LAB SOLUTIONS LLC		3,608	4	0%	3,612
ACCU REFERENCE MEDICAL LAB	9	2,828	761	21%	3,598
MINUTECLINIC LLC		3,067	513	14%	3,580
MINUTECLINIC LLC #1067		3,122	458	13%	3,580
ENGLEWOOD COMMUNITY HOSPITAL		3,221	333	9%	3,554
SIPARADIGM LLC	40	3,258	240	7%	3,538
BAPTIST HEALTH SOUTH FLORIDA - DAVIE URGENT CARE		2,923	610	17%	3,533
LAKESIDE MEDICAL CENTER		2,745	767	22%	3,512
BAYFRONT HEALTH - PUNTA GORDA		3,232	259	7%	3,491
MINUTECLINIC LLC # 0709		2,977	511	15%	3,488
MIDWAY SPECIALTY CARE CENTER DIAGNOSTICS	38	3,113	237	7%	3,388
AMELIA URGENT CARE		1,817	1,561	46%	3,378
MINUTECLINIC LLC #8396		2,895	481	14%	3,376
BAPTIST HEALTH SOUTH FLORIDA - WESTON URGENT CARE		2,927	395	12%	3,322
MEDEXPRESS URGENT CARE CAPE CORAL		2,813	477	14%	3,290
BAYFRONT HEALTH - SPRING HILL		2,979	295	9%	3,274
BARTOW REGIONAL MEDICAL CENTER	1	2,715	516	16%	3,232
ADVENTIST HEALTH SYSTEMS SUNBELT IN DBA		2,869	336	10%	3,205
PHARMCO RX	2	2,941	233	7%	3,176
HEALTH FIRST ADVENTHEALTH CENTRA CARE COCOA		2,866	302	10%	3,168
ALTRU DIAGNOSTICS INC	2	3,003	157	5%	3,162
HIGHLANDS REGIONAL MEDICAL CENTER		2,435	715	23%	3,150
BAPTIST HEALTH URGENT CARE AT SAWGRASS		2,616	508	16%	3,124
BAPTIST HEALTH SOUTH FLORIDA - BRICKELL URGENT CARE		2,556	522	17%	3,078
PRECISION HEALTH SOLUTIONS		2,902	167	5%	3,069
QUICK CARE MED PL	2	2,445	611	20%	3,058
HOLIDAY CVS LLC DBA CVS PHARMACY #5154		2,953	81	3%	3,034
BRASHEAR'S VITAL CARE CORP		2,355	635	21%	2,990
SELECT LABORATORIES - MARION COUNTY, FL LLC	5	2,668	300	10%	2,973
WALGREEN CO	2	2,637	332	11%	2,971
MEDEXPRESS URGENT CARE LEHIGH ACRES		2,584	373	13%	2,957
HEALTH FIRST ADVENTHEALTH CENTRA CARE MALABAR		2,662	293	10%	2,955
MEDEXPRESS URGENT CARE - DELAND		2,643	310	10%	2,953

COVID-19: testing by laboratory

Data through Feb 25, 2021 verified as of Feb 26, 2021 at 09:25 AM

Data in this report are provisional and subject to change.

The numbers in the table below represent the number of Florida and non-Florida residents for whom test results were received by the Department of Health. A person can be tested by more than one laboratory and can have both positive and negative results. **Therefore, the sum of the numbers in each column will be larger than the total number of people tested.**

Reporting lab	Inconclusive	Negative	Positive	Percent positive	Total
MINUTECLINIC LLC #3631		2,490	451	15%	2,941
VETERANS AFFAIRS MEDICAL CENTER - ORLANDO	1	1,343	1,573	54%	2,917
MC DIAGNOSTIC OF CONNECTICUT, PC #2220		2,491	421	14%	2,912
MINUTE CLINIC LLC		2,535	376	13%	2,911
MINUTECLINIC LLC 5852		2,458	433	15%	2,891
STONE CLINICAL LABORATORIES		2,790	96	3%	2,886
HOLMES REG MED CENTER CLINICAL LAB		2,473	410	14%	2,883
WALGREENS ORLANDO	3	2,535	340	12%	2,878
ADVENTHEALTH CENTRA CARE KIDS LAKE MARY		2,634	210	7%	2,844
MEMORIAL HOSPITAL PEMBROKE	3	2,498	334	12%	2,835
PRIMEHEALTH URGENT CARE INC		2,424	398	14%	2,822
ADVENT HEALTH CENTRA CARE - WINTER PARK KIDS URGENT CARE	4	2,554	245	9%	2,803
BMCT Molecular Diagnostics Subsection		2,312	487	17%	2,799
VERILY LIFE SCIENCES		2,758	27	1%	2,785
MINUTECLINIC LLC #3463		2,313	450	16%	2,763
MINUTECLINIC LLC #5249		2,180	568	21%	2,748
PROHEALTH	3	1,232	1,501	55%	2,736
ADVENT HEALTH - NEW SMYRNA		2,169	556	20%	2,725
CITRUS MEMORIAL HOSPITAL LABORATORY		2,248	450	17%	2,698
MEDONE PLLC		2,013	665	25%	2,678
MINUTECLINIC LLC #5253		2,217	455	17%	2,672
BAPTIST HEALTH - CLAY		2,296	375	14%	2,671
MARINERS HOSPITAL		2,403	259	10%	2,662
NXGEN MDX LLC	4	2,361	290	11%	2,655
PARAMOUNT URGENT CARE INC		937	1,717	65%	2,654
BAPTIST HEALTH EMERGENCY CENTER COUNTRY WALK	1	2,234	419	16%	2,654
IMMOKALEE CHD		2,449	183	7%	2,632
EMERALD COAST URGENT CARE, LLC	1	1,968	660	25%	2,629
CARENOW URGENT CARE		1,575	1,047	40%	2,622
ACCESS POINT HEALTHCARE URGENT & PRIMARY CARE	2	1,973	644	25%	2,619
GESSLER CLINIC	2	1,741	868	33%	2,611
SCION LAB SERVICES LLC	24	2,371	191	7%	2,586
ADVENT HEALTH - OCALA		2,124	447	17%	2,571
BAPTIST HEALTHCARE - GULF BREEZE HOSPITAL	3	2,119	446	17%	2,568
PARAMOUNT URGENT CARE - ORLANDO		1,687	875	34%	2,562
MARION E FETHER MEDICAL CENTER, THE		2,344	211	8%	2,555
BLUE MED CONSULTANTS		2,452	103	4%	2,555
MEDEXPRESS URGENT CARE - VERO BEACH		2,200	333	13%	2,533
WELLINGTON REGIONAL MEDICAL CENTER		2,280	243	10%	2,523
SACRED HEART HEALTH SYSTEM, INC	1	1,687	834	33%	2,522
MEDEXPRESS FORT MYERS		2,200	308	12%	2,508
PARAMOUNT URGENT CARE - OVIEDO		1,717	785	31%	2,502
MINUTECLINIC LLC #4415		2,092	399	16%	2,491
BAPTIST HEALTH - OAKLEAF		2,043	433	17%	2,476
MINUTECLINIC LLC #5190		2,054	418	17%	2,472
EMERALD COAST URGENT CARE LLC		1,804	653	27%	2,457

COVID-19: testing by laboratory

Data through Feb 25, 2021 verified as of Feb 26, 2021 at 09:25 AM

Data in this report are provisional and subject to change.

The numbers in the table below represent the number of Florida and non-Florida residents for whom test results were received by the Department of Health. A person can be tested by more than one laboratory and can have both positive and negative results. **Therefore, the sum of the numbers in each column will be larger than the total number of people tested.**

Reporting lab	Inconclusive	Negative	Positive	Percent positive	Total
MINUTECLINIC LLC #5854		2,061	390	16%	2,451
MEDEXPRESS URGENT CARE CORAL SPRINGS		2,197	246	10%	2,443
COMMUNITY HEALTH NORTHWEST FLORIDA	4	1,855	549	23%	2,408
BAPTIST HEALTH SOUTH FLORIDA - MIAMI BEACH URGENT CARE		2,031	342	14%	2,373
LOWER KEYS MEDICAL CENTER		2,088	252	11%	2,340
PHYSICIANS STAT LAB	3	1,066	1,271	54%	2,340
AMERICAN RESEARCH LABS		2,102	225	10%	2,327
MEDEXPRESS URGENT CARE - CLEWISTON		1,935	376	16%	2,311
ADVENTHEALTH CENTRA CARE CONWAY		1,959	350	15%	2,309
LEE HEALTH - COCONUT POINT CLINICAL LAB	2	1,872	433	19%	2,307
PHYSICIAN ASSOCIATES		2,068	237	10%	2,305
MINUTECLINIC LLC #3662		1,913	327	15%	2,240
MINUTECLINIC LLC #7886		1,922	308	14%	2,230
PHYSICIANS REGIONAL MEDICAL CENTER - COLLIER BLVD	1	1,526	701	31%	2,228
PRIMEHEALTH URGENT CARE	1	1,865	361	16%	2,227
MINUTECLINIC, LLC #4015		1,684	519	24%	2,203
BAY MEDICAL CENTER SACRED HEART HEALTH SYSTEM		1,660	538	24%	2,198
DONALD W ROBERTSON DO PA		1,703	490	22%	2,193
MINUTECLINIC LLC #5214		1,867	311	14%	2,178
MINUTECLINIC LLC #7887		1,900	240	11%	2,140
AMELIA EXPRESS CARE LLC	10	1,822	305	14%	2,137
FLORIDA MEDICAL CLINIC	3	999	1,132	53%	2,134
MINUTECLINIC LLC #1771		1,787	340	16%	2,127
MINUTECLINIC LLC #4458		1,717	396	19%	2,113
MINUTECLINIC LLC # 0514		1,857	254	12%	2,111
MINUTECLINIC LLC # 3930		1,799	303	14%	2,102
DR G'S URGENT CARE		1,820	269	13%	2,089
MEDEXPRESS URGENT CARE BOCA RATON		1,904	173	8%	2,077
TAMPA COMMUNITY HOSPITAL		1,761	316	15%	2,077
ASSOCIATED PATHOLOGISTS, LLC	3	1,689	370	18%	2,062
PATIENTS FIRST - THOMASVILLE ROAD		1,818	242	12%	2,060
ASCENSION SACRED HEART - GULF		1,547	506	25%	2,053
MINUTECLINIC LLC #1055		1,642	411	20%	2,053
MINUTECLINIC LLC #3814		1,719	331	16%	2,050
UNIVERSITY OF NORTH FLORIDA STUDENT HEALTH		1,948	66	3%	2,014
MINUTECLINIC LLC #5069		1,663	350	17%	2,013
MINUTECLINIC LLC #7225		1,732	280	14%	2,012
MINUTECLINIC LLC #3705		1,752	254	13%	2,006
INTELEX LABS, LLC		1,926	62	3%	1,988
MINUTECLINIC LLC # 3686		1,706	282	14%	1,988
ADVENT HEALTH - DADE CITY		1,732	250	13%	1,982
MINUTECLINIC LLC #3003		1,563	414	21%	1,977
FLOWERS HOSPITAL		1,786	188	10%	1,974
MINUTECLINIC, LLC #3204		1,626	334	17%	1,960
DOC SMILEY'S URGENT CARE		1,706	247	13%	1,953
MINUTECLINIC LLC #7973		1,689	256	13%	1,945

COVID-19: testing by laboratory

Data through Feb 25, 2021 verified as of Feb 26, 2021 at 09:25 AM

Data in this report are provisional and subject to change.

The numbers in the table below represent the number of Florida and non-Florida residents for whom test results were received by the Department of Health. A person can be tested by more than one laboratory and can have both positive and negative results. **Therefore, the sum of the numbers in each column will be larger than the total number of people tested.**

Reporting lab	Inconclusive	Negative	Positive	Percent positive	Total
MINUTECLINIC LLC #3291		1,672	245	13%	1,917
BOND URGENT CARE LLC		1,418	492	26%	1,910
GENUS3		1,831	72	4%	1,903
PARRISH MEDICAL CENTER	1	1,663	237	12%	1,901
WHOLE FAMILY HEALTH CENTER INC		1,562	338	18%	1,900
MEDFAST URGENT CARE CENTERS LLC		564	1,324	70%	1,888
MINUTECLINIC LLC #3257		1,557	329	17%	1,886
CHARLES AIESI CONSULTING INC	8	1,660	217	12%	1,885
MINUTECLINIC LLC #7173		1,636	232	12%	1,868
JACKSON HOSPITAL CLINICAL LABORATORY		1,582	277	15%	1,859
EMERGENCY PHYSICIANS MEDICAL CENTER		824	1,027	55%	1,851
AFC PHYSICIANS OF FLORIDA		1,384	464	25%	1,848
MINUTECLINIC, LLC (CLINIC 10699)		1,591	255	14%	1,846
MEDEXPRESS PORT CHARLOTTE		1,677	166	9%	1,843
MINUTECLINIC LLC # 7933		1,607	234	13%	1,841
MINUTECLINIC, LLC #5817		1,483	330	18%	1,813
JUPITER MEDICAL CENTER URGENT CARE		1,370	442	24%	1,812
KEYS AHEC SCHOOL MEDICAL CLINIC	7	1,693	106	6%	1,806
MINUTECLINIC LLC #3748		1,450	349	19%	1,799
NCHMD INC		1,493	297	17%	1,790
MEDIQUICK URGENT CARE CENTERS INC		1,281	505	28%	1,786
MINUTECLINIC LLC #5924		1,507	269	15%	1,776
NCH NORTHEAST	7	1,373	393	22%	1,773
MINUTECLINIC LLC #4024		1,510	260	15%	1,770
MARTIN HEALTH SYSTEM - ST LUCIE WEST		1,592	167	9%	1,759
MINUTECLINIC LLC #5216		1,495	260	15%	1,755
PENSACOLA PEDIATRICS PA	1	1,589	165	9%	1,755
LAKE WALES MEDICAL CENTER INC		1,512	233	13%	1,745
LEE DAVIS COMMUNITY RESOURCE CENTER		1,488	253	15%	1,741
DOC SMILEYS URGENT CARE LLC		1,415	324	19%	1,739
BAYFRONTVENICEREGIONAL		1,658	80	5%	1,738
MINUTECLINIC LLC #3654		1,433	303	17%	1,736
Community_Health		1,533	199	11%	1,732
MINUTECLINIC LLC #3255		1,471	258	15%	1,729
MINUTECLINIC LLC #4612		1,356	368	21%	1,724
ADVENTHEALTH CENTRA CARE WINTER HAVEN	1	1,053	669	39%	1,723
BARDMOOR LABORATORY	9	1,457	251	15%	1,717
MINUTECLINIC LLC #3648		1,386	330	19%	1,716
MINI ER WATERFORD LAKES, THE		1,455	249	15%	1,704
JW PLASTIC SURGERY		1,449	244	14%	1,693
MINUTECLINIC LLC #3285		1,467	225	13%	1,692
RIVER TOWN DIAGNOSTIC LLC		1,419	271	16%	1,690
PHYSICIANS PRIMARY CARE	2	1,466	219	13%	1,687
IGENOMIX USA LLC	47	1,482	157	9%	1,686
MINUTECLINIC LLC # 3579		1,439	243	14%	1,682
NEIGHBORHOOD MEDICAL CENTER INC	17	1,479	177	11%	1,673

COVID-19: testing by laboratory

Data through Feb 25, 2021 verified as of Feb 26, 2021 at 09:25 AM

Data in this report are provisional and subject to change.

The numbers in the table below represent the number of Florida and non-Florida residents for whom test results were received by the Department of Health. A person can be tested by more than one laboratory and can have both positive and negative results. **Therefore, the sum of the numbers in each column will be larger than the total number of people tested.**

Reporting lab	Inconclusive	Negative	Positive	Percent positive	Total
SPARROW HEALTHCARE	2	1,416	252	15%	1,670
MINUTECLINIC LLC #3635		1,440	220	13%	1,660
AFC PHYSICIANS OF FLORIDA PA		1,220	431	26%	1,651
NORTH SHORE LONG ISLAND JEWISH HEALTH	1	1,559	80	5%	1,640
CAREFAST+		925	702	43%	1,627
MINUTECLINIC LLC #1807		1,363	258	16%	1,621
LITTLE PINE PEDIATRICS	1	1,349	267	17%	1,617
HEALTH CARE DISTRICT OF PALM BEACH COUNTY	1	1,434	182	11%	1,617
MINUTECLINIC LLC #4201		1,413	202	13%	1,615
MINUTECLINIC LLC #1821		1,434	161	10%	1,595
ELLENTON URGENT CARE		1,359	234	15%	1,593
OPTEO LABORATORY		1,559	34	2%	1,593
LABORATORY SPECIALISTS OF MICHIGAN		1,316	275	17%	1,591
GENESIS LABORATORY MANAGEMENT	12	1,350	227	14%	1,589
LABTECH DIAGNOSTIC		1,299	282	18%	1,581
SHELL POINT NURSING PAVILION	1	1,499	71	5%	1,571
MELBOURNE MEDICAL LABORATORY	2	1,365	202	13%	1,569
JOHNS HOPKINS ALL CHILDREN'S HOSPITAL		1,479	88	6%	1,567
ASSURANCE SCIENTIFIC LABORATORIES	1	1,254	282	18%	1,537
BAPTIST HEALTH EMERGENCY CENTER AT WEST CORAL WAY		1,179	324	22%	1,503
MINUTECLINIC LLC #476		1,281	214	14%	1,495
OPTUM LABS LLC		1,332	163	11%	1,495
BAYFRONT HEALTH - CITRUS HILLS		1,278	210	14%	1,488
EXACT SCIENCES LABORATORIES, LLC		1,306	175	12%	1,481
BAPTIST HEALTH SOUTH FLORIDA - COUNTRY WALK URGENT CARE EXPRESS		1,249	219	15%	1,468
KETAMINE HEALTH CENTERS LLC		1,345	118	8%	1,463
MINUTECLINIC LLC #8381		1,248	203	14%	1,451
ADVANCE MEDICAL OF NAPLES		326	1,124	78%	1,450
WHITE WILSON MEDICAL CENTER		192	1,254	87%	1,446
UHEALTH DEERFIELD BEACH/UMSYLVESTER DEERFIELD BEACH LABORATORY	3	1,380	55	4%	1,438
MINUTECLINIC LLC #3637		1,115	318	22%	1,433
BIOCERNA LLC	9	1,248	164	12%	1,421
PATIENTS CHOICE LABORATORIES		829	592	42%	1,421
MINUTECLINIC LLC #1350		1,207	205	15%	1,412
MINUTECLINIC LLC #6007		1,197	190	14%	1,387
COASTAL LABORATORIES	1	1,099	286	21%	1,386
ARCPOINT LABS		838	539	39%	1,377
ED FRASER MEMORIAL HOSPITAL		1,129	242	18%	1,371
ASCENSION ST VINCENT'S - SOUTHSIDE		1,309	49	4%	1,358
BAPTIST HEALTH SOUTH FLORIDA - KEY BISCANE URGENT CARE EXPRESS		1,189	164	12%	1,353
MEDEXPRESS URGENT CARE - JAX ATLANTIC BLVD		1,150	195	14%	1,345
MINUTECLINIC LLC #3236		1,145	194	14%	1,339
MINUTECLINIC, LLC #3245		1,066	269	20%	1,335
MINUTECLINIC, LLC # 4469		1,128	201	15%	1,329
FLORIDA DEPARTMENT OF HEALTH IN POLK COUNTY	2	1,028	299	22%	1,329
PROJECT HEALTH, INC SUMTERVILLE	5	1,089	234	18%	1,328

COVID-19: testing by laboratory

Data through Feb 25, 2021 verified as of Feb 26, 2021 at 09:25 AM

Data in this report are provisional and subject to change.

The numbers in the table below represent the number of Florida and non-Florida residents for whom test results were received by the Department of Health. A person can be tested by more than one laboratory and can have both positive and negative results. **Therefore, the sum of the numbers in each column will be larger than the total number of people tested.**

Reporting lab	Inconclusive	Negative	Positive	Percent positive	Total
TEMPUS CLINICAL LABORATORY	10	1,168	146	11%	1,324
GENOME LLC	2	1,214	101	8%	1,317
BAPTIST HEALTHCARE - JAY HOSPITAL	1	957	358	27%	1,316
UNIVERSITY OF ALABAMA AT BIRMINGHAM		1,273	37	3%	1,310
FIU-HEALTH AUXILIARY LABORATORY	6	1,218	86	7%	1,310
PEDIATRIC HEALTH CARE ALLIANCE - NORTHDAL		1,193	113	9%	1,306
AMELIA EXPRESS CARE	1	714	591	45%	1,306
PARAMOUNT URGENT CARE VILLAGES		912	376	29%	1,288
TREASURE COAST MEDICAL ASSOCIATES INC		747	541	42%	1,288
SMA LAB	9	1,123	144	11%	1,276
UHEALTH CLINIC AT WALGREENS		1,025	248	19%	1,273
NYU HOSPITALS CENTER CLINICAL LABORATORIES		1,221	41	3%	1,262
MINUTECLINIC LLC #1815		1,078	164	13%	1,242
TOM LEE COMMUNITY HEALTH CENTER		815	413	34%	1,228
VAVA PARTNERS LLC		440	785	64%	1,225
ADVANCED MEDICAL OF NAPLES LLC		1,082	142	12%	1,224
CLINICORE		1,124	91	7%	1,215
MINUTECLINIC LLC #5157		1,038	176	14%	1,214
HOLIDAY CVS LLC DBA CVS PHARMACY #5155		1,158	54	4%	1,212
OPTUM CARE FLORIDA LLC		953	243	20%	1,196
ACCESS MEDICAL LABS		746	448	38%	1,194
PREMIER MEDICAL	1	1,097	94	8%	1,192
CAREMED CLINIC LLC	1	921	263	22%	1,185
XPRESS URGENT CARE	4	996	179	15%	1,179
FIRST QUALITY LABORATORY		1,092	76	7%	1,168
ST ANNES NURSING CENTER		1,139	25	2%	1,164
VRL EUROFIN		1,108	35	3%	1,143
MINUTECLINIC LLC #214		976	160	14%	1,136
EPN URGENT CARE NAPLES	2	773	360	32%	1,135
SOLARIS HEALTHCARE PALATKA		1,033	102	9%	1,135
NORTH FLORIDA PEDIATRICS-TALLAHASSEE	1	1,034	98	9%	1,133
LAKELAND REGIONAL HEALTH PABLO		976	157	14%	1,133
MEDIPATH LLC		856	276	24%	1,132
CAPSTONE HEALTHCARE		802	329	29%	1,131
STAGEZERO LIFE SCIENCES INC	3	1,028	99	9%	1,130
VERITAS GENETICS	61	942	119	11%	1,122
PROHEALTH MEDICAL CLINIC		515	603	54%	1,118
LAB24 INC	3	445	667	60%	1,115
PARAMOUNT URGENT CARE - CLERMONT		686	423	38%	1,109
ADVANCED DIAGNOSTIC LABORATORY		1,061	47	4%	1,108
PATIENTS FIRST LAKE ELLA MEDICAL CENTER		969	134	12%	1,103
PALM BAY HOSPITAL CLINICAL LABORATORY		763	337	31%	1,100
ER QUICKCARE PL		936	163	15%	1,099
XYZ LABORATORY	8	942	146	13%	1,096
READY RESPONDERS FLORIDA, PLLC		943	149	14%	1,092
COASTAL PEDIATRIC GROUP		944	148	14%	1,092

COVID-19: testing by laboratory

Data through Feb 25, 2021 verified as of Feb 26, 2021 at 09:25 AM

Data in this report are provisional and subject to change.

The numbers in the table below represent the number of Florida and non-Florida residents for whom test results were received by the Department of Health. A person can be tested by more than one laboratory and can have both positive and negative results. **Therefore, the sum of the numbers in each column will be larger than the total number of people tested.**

Reporting lab	Inconclusive	Negative	Positive	Percent positive	Total
PROFESSIONAL HEALTH EXAMINERS DBA PROHEALTH	1	882	207	19%	1,090
PALM HARBOR PHARMACY		931	147	14%	1,078
EUROFINS NTD, LLC		1,033	44	4%	1,077
STEWART REFERENCE LABORATORY	1	595	476	44%	1,072
STEWART ROCKLEDGE HOSPITAL		870	198	19%	1,068
NAPLES URGENT CARE	1	673	391	37%	1,065
RAINBOW RIVER MEDICAL LABORATORY		977	83	8%	1,060
HENDRY REGIONAL MEDICAL CENTER CLINICAL LABORATORY		806	248	24%	1,054
MEDICAL CONSULTANTS OF FLORIDA, LLC	1	862	165	16%	1,028
ADDICTION LABS OF AMERICA	3	933	74	7%	1,010
MIAMI JEWISH HEALTH SYSTEMS		951	56	6%	1,007
NORTH FLORIDA PEDIATRICS - LAKE CITY		799	207	21%	1,006
FLAGLER HOSPITAL LABORATORY	8	36	959	96%	1,003
VERITOR		850	151	15%	1,001
PRIMARY CARE OF THE TREASURE COAST		869	130	13%	999
ARCPPOINT LABS OF CORAL SPRINGS FL		898	99	10%	997
MINUTECLINIC LLC #8927		836	159	16%	995
LAKELAND REGIONAL HEALTH - PWC/OB		36	954	96%	990
GENEIQ		934	52	5%	986
APALACHEE CORRECTIONAL INSTITUTION EAST UNIT		946	22	2%	968
PROFESSIONAL HEALTH EXAMINERS		821	142	15%	963
LENCO MEDICAL LABORATORY		914	46	5%	960
BROWNWOOD CARE CENTER		834	123	13%	957
CAREFAST MURABELLA		501	453	47%	954
PROJECT HEALTH INC	4	797	150	16%	951
MINUTECLINIC LLC #5187		826	120	13%	946
SUNRISE URGENT CARE ASSOCIATES LLC D/B/A	6	575	362	38%	943
ST PETERSBURG PEDIATRICS	1	837	96	10%	934
VRL EUROFINS - DALLAS		913	13	1%	926
MINUTECLINIC LLC		814	108	12%	922
GENE TOX WORLDWIDE	60	736	125	14%	921
HISTOPATHOLOGY SERVICES, LLC		812	104	11%	916
MINUTECLINIC, LLC DBA MINUTECLINIC #4717		878	38	4%	916
MYTEST DIAGNOSTICS		841	62	7%	903
FAST TRACK URGENT CARE CENTER		4	895	100%	899
ADVENTHEALTH CENTRA CARE TRINITY		775	119	13%	894
INTEGRITY LABORATORIES, LLC	2	730	161	18%	893
LPG COCONUT POINT		736	155	17%	891
THE HEALTH CENTER OF PLANT CITY		817	70	8%	887
USF MORSANI CENTER FOR ADVANCED HEALTH CARE		782	105	12%	887
TACACHALE CLINICAL LABORATORY	1	830	47	5%	878
TYNDALL AIR FORCE BASE		681	196	22%	877
CARENOW URGENT CARE - FORT PIERCE		589	280	32%	869
NORTH FLORIDA PEDIATRICS PA - SUWANNEE	3	742	122	14%	867
PHAROS HEALTH		638	226	26%	864
CVS HEALTH		605	246	29%	851

COVID-19: testing by laboratory

Data through Feb 25, 2021 verified as of Feb 26, 2021 at 09:25 AM

Data in this report are provisional and subject to change.

The numbers in the table below represent the number of Florida and non-Florida residents for whom test results were received by the Department of Health. A person can be tested by more than one laboratory and can have both positive and negative results. **Therefore, the sum of the numbers in each column will be larger than the total number of people tested.**

Reporting lab	Inconclusive	Negative	Positive	Percent positive	Total
UNIVERSITY OF WEST FLORIDA STUDENT HEALTH SERVICES	1	728	121	14%	850
ABSOLUTE GENOMICS	1	688	161	19%	850
VITRO MOLECULAR LABORATORIES	34	767	48	6%	849
C.W. BILL YOUNG VA MEDICAL CENTER	1	21	818	97%	840
LEE COUNTY EMERGENCY MEDICAL SERVICE	1	726	111	13%	838
INTERLACHEN PEDIATRICS		805	32	4%	837
CATALYST WALK IN CLINIC		664	172	21%	836
COVANCE CLINICAL RESEARCH UNIT INC		810	23	3%	833
PRIMARY CARE SOUTH INC		472	360	43%	832
PEDIATRICS OF CENTRAL FLORIDA PA	20	763	44	5%	827
BAPTIST HEALTH - MD ANDERSON CANCER CENTER		816	5	1%	821
GROWING TOGETHER PEDIATRICS LLC		765	54	7%	819
FISHERMENS HOSPITAL CLINICAL LAB		744	74	9%	818
FLORIDA HOSPITAL ORLANDO		743	74	9%	817
MOLECULAR TESTING LABS		758	53	7%	811
ASCENSION ST VINCENT'S - CLAY		775	35	4%	810
DEPARTMENT OF CLINICAL LABS		793	17	2%	810
BIO-TECH CLINICAL LABORATORIES INC		691	114	14%	805
INTERLACHEN PEDIATRICS PA		763	36	5%	799
ASAP LABS LLC	7	653	138	17%	798
NITE LITE PEDIATRICS		234	563	71%	797
CREEKSIDE CARE CENTER	1	668	128	16%	797
NORTH FLORIDA PEDIATRICS PA	2	681	111	14%	794
Point of Care Testing	1	116	670	85%	787
QUICK CARE MED		580	202	26%	782
DYNIX DIAGNOSTICS	2	525	255	33%	782
COASTAL PHYSICIANS, LLC		629	153	20%	782
CONSULATE HEALTH CARE OF NEW PORT RICHEY	2	657	123	16%	782
NORTH OKALOOSA MEDICAL CENTER		455	319	41%	774
CAPE CANAVERAL HOSPITAL		523	250	32%	773
EAST LAKE PEDIATRICS		665	102	13%	767
MACDILL AIR FORCE BASE		712	51	7%	763
NONE		308	454	60%	762
NORTH SHORE LIJ URGENT CARE PC		711	44	6%	755
REDI MED LLC		600	152	20%	752
Tampa Lakes Health and Rehabilitation Center	2	679	70	9%	751
VITAS HEALTHCARE CORPORATION OF FLA	1	746	4	1%	751
NORTHEAST FLORIDA NEUROLOGY CLINICS, INC		634	113	15%	747
WOODLANDS MEDICAL SPECIALISTS		493	254	34%	747
PENSACOLA PEDIATRICS	2	516	224	30%	742
FAMILY HEALTH CENTERS OF SWF LABS	2	656	84	11%	742
MIDWAY SPECIATLY CARE CENTER		520	221	30%	741
HALIFAX MEDICAL CENTER-PORT ORANGE LAB		632	107	14%	739
SPECTOR SCIENTIFIC LAB	1	263	473	64%	737
SANTA ROSA MEDICAL GROUP		575	160	22%	735
ADVENT HEALTH LAB - ORLANDO		433	295	41%	728

COVID-19: testing by laboratory

Data through Feb 25, 2021 verified as of Feb 26, 2021 at 09:25 AM

Data in this report are provisional and subject to change.

The numbers in the table below represent the number of Florida and non-Florida residents for whom test results were received by the Department of Health. A person can be tested by more than one laboratory and can have both positive and negative results. **Therefore, the sum of the numbers in each column will be larger than the total number of people tested.**

Reporting lab	Inconclusive	Negative	Positive	Percent positive	Total
PRIMARY CARE SERVICES AT INDIAN RIVER ESTATES		707	21	3%	728
CRUCIAL CARE EMERGENCY MEDICINE DOCTORS		570	155	21%	725
ADVENTHEALTH EXPRESS CARE AT WALGREENS		631	89	12%	720
ANY LAB TEST NOW	1	478	239	33%	718
CHILDRENS MEDICAL ASSOCIATION		651	66	9%	717
DISNEY COVID TEST SITE		703	11	2%	714
NORTH VISTA HOSPITAL LABORATORY		603	111	16%	714
NCHMD, INC SOUTHEAST IMMEDIATE CARE		550	162	23%	712
JACKSONVILLE BEACH PEDIATRIC CARE CENTER		650	60	8%	710
KENDALL HEALTHCARE PROPERTIES DBA	2	678	27	4%	707
LOOP PEDIATRICS PA	3	587	113	16%	703
CARE ONE OF FLORIDA LLC		469	233	33%	702
CLINICAL PATHOLOGY LABS INC		632	69	10%	701
Victoria Nursing and Rehabilitation Center		647	51	7%	698
ORLANDO HEALTH AND REHAB CENTER		654	43	6%	697
DOCTOR'S MEMORIAL HOSPITAL		534	162	23%	696
PALM GARDEN OF PORT SAINT LUCIE		682	9	1%	691
PREMIER MEDICAL LABORATORY SERVICES	2	463	225	33%	690
WILLOWBROOKE COURT AT EDGEWATER POINTE ESTATES		677	9	1%	686
PALACE NURSING HOME & REHAB CENTER		650	36	5%	686
PRIMARY CARE SERVICES AT ST ANDREWS ESTATES		683			683
LIFE CARE CENTER OF NEW PORT RICHEY		650	33	5%	683
SOLARIS HEALTHCARE CHARLOTTE HARBOR		632	48	7%	680
NCH HEALTHCARE SYSTEM MICROBIOLOGY LAB		2	671	100%	673
GRAND COURT TAMPA		669	4	1%	673
MINI ER ADULT AND PEDIATRIC URGENT CARE		574	98	15%	672
CALHOUN LIBERTY HOSPITAL		518	152	23%	670
VENICE REGIONAL MEDICAL CENTER		574	93	14%	667
24 HOUR PEDIATRIC CARE CENTER	1	614	48	7%	663
AMERICAN MEDICAL RESPONSE		654	7	1%	661
MEDICAL FP - WHOLE FAMILY HEALTH CENTER		541	120	18%	661
TREE HOUSE PEDIATRICS PLLC		591	66	10%	657
POINT OF CARE TESTING SITE		630	24	4%	654
Crestview Rehabilitation Center	5	516	127	20%	648
CENTRAL FLORIDA HEALTH CARE INC		542	106	16%	648
MAVERICK LABS		460	188	29%	648
POINT WASHINGTON MEDICAL CLINIC	1	449	197	30%	647
MANOR PINES CONVALESCENT CENTER LLC	1	616	21	3%	638
ADVENTHEALTH MEDICAL GROUP PROMPT CARE		457	180	28%	637
ETHOS WELLNESS PHARMACY		595	42	7%	637
GULF COAST MOLECULAR LABORATORIES	12	521	102	16%	635
GULF COAST VILLAGE		603	30	5%	633
AMERICAN SCIENTIFIC LABORATORIES LLC		628	5	1%	633
LIFE CARE CENTER OF PENSACOLA		584	49	8%	633
TELESCOPE HEALTH LLC	3	521	108	17%	632
FLAGLER COUNTY HEALTH DEPARTMENT	3	491	138	22%	632

COVID-19: testing by laboratory

Data through Feb 25, 2021 verified as of Feb 26, 2021 at 09:25 AM

Data in this report are provisional and subject to change.

The numbers in the table below represent the number of Florida and non-Florida residents for whom test results were received by the Department of Health. A person can be tested by more than one laboratory and can have both positive and negative results. **Therefore, the sum of the numbers in each column will be larger than the total number of people tested.**

Reporting lab	Inconclusive	Negative	Positive	Percent positive	Total
BOND AND STEELE CLINIC PA		444	186	30%	630
JOHN KNOX VILLAGE HEALTH CENTER		611	19	3%	630
ST JOHN'S NURSING CENTER		607	21	3%	628
EAST LAKE PEDIATRICS PA		571	56	9%	627
GOLDEN GATE FAMILY CLINIC		192	435	69%	627
MOUNT SINAI LABORATORY		597	29	5%	626
NORTH FLORIDA MEDICAL GROUP		488	137	22%	625
PALM GARDEN OF VERO BEACH		584	40	6%	624
LIFE CARE CENTER OF ORANGE PARK		591	30	5%	621
MAIN STREET MEDICAL CENTER		128	492	79%	620
FLORIDA GULF COAST UNIVERSITY		438	181	29%	619
VETERANS AFFAIRS MEDICAL CENTER	1	40	574	93%	615
MID-FLORIDA PATHOLOGY		464	146	24%	610
HOLY CROSS HOSPITAL		12	598	98%	610
VIERA HOSPITAL, INC		472	134	22%	606
PATIENTS FIRST - MAHAN DRIVE		164	435	73%	599
GOLDEN GLADES NURSING & REHABILITATION CTR		583	15	3%	598
HOLMES REGIONAL MEDICAL CENTER		5	593	99%	598
THE PRESERVE		588	9	2%	597
VETERANS AFFAIRS MEDICAL CENTER - JAMES A HALEY			595	100%	595
SEBASTIAN RIVER MEDICAL CENTER	2	429	161	27%	592
BROOKDALE FORT MYERS CYPRESS LAKE		590	2	0%	592
PHYSICIANS STAT LAB INC		516	75	13%	591
CLEWISTON NURSING AND REHABILITATION CENTER		575	12	2%	587
FORT MYERS INTERNAL MEDICINE, LLC		527	59	10%	586
SPRING HILL HEALTH AND REHABILITATION CENTER		561	24	4%	585
LAB DOCTOR		511	73	13%	584
LIFE CARE CENTER OF HILLIARD		557	22	4%	579
MANOR CARE HEALTH SERVICES - FT MYERS		552	24	4%	576
VITAS HEALTHCARE CORP OF CENTRAL FL		552	23	4%	575
PEBBLEBROOK PHARMACY		470	103	18%	573
MEDICAL VB		451	121	21%	572
TENNESSEE DOH - NASHVILLE	2	504	66	12%	572
ORANGE BLOSSOM FAMILY HEALTH		544	27	5%	571
BROAD INSTITUTE CLINICAL SEQUENCING RESEARCH PLATFORM	1	544	26	5%	571
CONSULATE HEALTHCARE OF VERO BEACH	14	477	79	14%	570
MOORINGS PARK INSTITUTE, INC, THE		544	26	5%	570
HMA SANTA ROSA MEDICAL CENTER LLC DBA		446	122	21%	568
THERADOC		152	416	73%	568
PEDIATRIC HEALTHCARE ALLIANCE PA		517	47	8%	564
EDEN SPRINGS NURSING AND REHAB CENTER		454	110	20%	564
BOCA GRANDE HEALTH CLINIC		537	27	5%	564
EXPRESS PHARMACY		522	41	7%	563
CITY MEDICAL OF NEW JERSEY, PC		516	46	8%	562
J AND G MEDICAL GROUP LLC		465	95	17%	560
AFC URGENT CARE CLEARWATER	1	123	435	78%	559

COVID-19: testing by laboratory

Data through Feb 25, 2021 verified as of Feb 26, 2021 at 09:25 AM

Data in this report are provisional and subject to change.

The numbers in the table below represent the number of Florida and non-Florida residents for whom test results were received by the Department of Health. A person can be tested by more than one laboratory and can have both positive and negative results. **Therefore, the sum of the numbers in each column will be larger than the total number of people tested.**

Reporting lab	Inconclusive	Negative	Positive	Percent positive	Total
SHORELINE PHYSICIAN GROUP		342	216	39%	558
SOUTHEAST ALABAMA MEDICAL CENT		508	49	9%	557
ECCOLAB GROUP	1	146	410	74%	557
NEMOURS CHILDERN'S HOSPITAL		453	98	18%	551
CYPRESS VILLAGE	1	526	24	4%	551
NSPIRE HEALTHCARE MIAMI LAKES	7	529	14	3%	550
The Sands at South Beach		545	4	1%	549
VITAE DIAGNOSTICS		534	13	2%	547
MAYFLOWER ASSISTED LIVING		540	6	1%	546
MANOR CARE NURSING CENTER OF SARASOTA FL LLC		459	87	16%	546
EMERALD SHORES HEALTH AND REHABILITATION		448	97	18%	545
COASTAL URGENT CARE		428	116	21%	544
Signature HealthCare Center of Waterford		515	29	5%	544
DOCTORS CENTER,THE		432	111	20%	543
EXPRESS URGENT CARE LLC		1	540	100%	541
NCF DIAGNOSTICS & DNA TECHNOLOGIES	15	208	318	59%	541
BALDOMERO LOPEZ STATE VETERANS NURSING HOME	2	533	4	1%	539
DIAMOND RIDGE HEALTH AND REHABILITATION		505	31	6%	536
VETERANS AFFAIRS MEDICAL CENTER - BAY PINES		18	517	97%	535
AMERICAN FAMILY CARE PENSACOLA WEST		1	533	100%	534
CLARITY LABS		464	70	13%	534
CONTINENTAL CLINICAL RESEARCH, LLC		500	32	6%	532
Fernandina Beach Rehabilitation and Nursing Center	1	513	18	3%	532
WILLOW BROOKE COURT AT INDIAN RIVER ESTATES		489	43	8%	532
PEDIATRIC HEALTHCARE ALLIANCE		501	31	6%	532
BALDWIN PEDIATRICS	1	500	28	5%	529
MED FAST URGENT CARE CENTER		260	268	51%	528
MEDICAL CENTER CLINIC-IMMEDIATE CARE	1	423	104	20%	528
Plantation Bay Rehabilitation Center		504	23	4%	527
DAVITA LABORATORY		426	100	19%	526
BUFFALO CROSSING HEALTHCARE & REHABILITATION CTR		511	15	3%	526
NCH HEALTHCARE BONITA		398	127	24%	525
DOH - INDIAN RIVER		450	75	14%	525
PALM GARDEN OF TAMPA		494	29	6%	523
VILLA MARIA NURSING & REHAB CENTER INC	1	507	11	2%	519
CLIFFORD CHESTER SIMS STATE VETERANS		506	11	2%	517
MEDONE URGENT CARE AT ST. AUGUSTINE		133	383	74%	516
HEALTH CENTRAL CLINICAL LABORATORY		475	36	7%	511
MEDFAST URGENT CARE CENTERS		230	280	55%	510
SUWANNEE HEALTH AND REHABILITATION CENTER		500	5	1%	505
MEDICAL CENTER OF DELTONA, INC		415	89	18%	504
JACKSON MEMORIAL PERDUE MEDICAL CENTER		475	24	5%	499
SABAL PALMS HEALTH AND REHAB		448	50	10%	498
SOLARIS HEALTHCARE LAKE CITY		399	98	20%	497
FLORIDA DEPARTMENT OF HEALTH IN CALHOUN COUNTY		374	123	25%	497
CLINICAL PATHOLOGY LABS		386	111	22%	497

COVID-19: testing by laboratory

Data through Feb 25, 2021 verified as of Feb 26, 2021 at 09:25 AM

Data in this report are provisional and subject to change.

The numbers in the table below represent the number of Florida and non-Florida residents for whom test results were received by the Department of Health. A person can be tested by more than one laboratory and can have both positive and negative results. **Therefore, the sum of the numbers in each column will be larger than the total number of people tested.**

Reporting lab	Inconclusive	Negative	Positive	Percent positive	Total
BAPTIST PRIMARY CARE	2	394	100	20%	496
VETERANS AFFAIRS MEDICAL CENTER - GAINESVILLE		3	492	99%	495
HARBOUR HEALTH CENTER		481	14	3%	495
AMERICA'S PHARMACY LLC		439	56	11%	495
VALENCIA HILLS HEALTH AND REHABILITATION CENTER		482	13	3%	495
JACKSON MEMORIAL LONG TERM CARE CENTER		472	22	4%	494
PALMETTO FAMILY HEALTHCARE	1	313	180	36%	494
HEALTH CENTER AT BRENTWOOD	1	448	44	9%	493
MEMORIAL PEMBROKE 24/7 CARE CENTER		374	119	24%	493
ENZO CLINICAL LABS INC	3	466	24	5%	493
NEW YORK HOSPITAL LABORATORIES	1	479	12	2%	492
VA PAIN CLINIC	3	462	26	5%	491
HEARTLAND PEDIATRICS OF LAKE WALES		440	51	10%	491
CHILDRENS MEDICAL ASSOCIATION PA		433	56	11%	489
Southern Oaks Care Center	1	450	37	8%	488
WATSON THERAPEUTICS INC		469	18	4%	487
ST CLOUD REGIONAL MEDICAL CENTER CLINICAL LAB		394	92	19%	486
ARCPPOINTS LABS		421	65	13%	486
RICARDO NAVARRO DO PA		416	70	14%	486
FOUNTAIN MANOR HEALTH AND REHAB CENTER	1	464	18	4%	483
SUSANNA WESLEY HEALTH CENTER		446	36	7%	482
PALM GARDEN OF JACKSONVILLE	2	399	80	17%	481
NORTH FLORIDA RETIREMENT VILLAGE		479	2	0%	481
RIVER GARDEN HEBREW HOME FOR THE AGED		426	54	11%	480
THE PALACE AT HOMESTEAD	1	460	19	4%	480
HILLCREST HEALTH CARE & REHABILITATION CENTER	2	464	13	3%	479
ENCOMPASS HEALTH		466	13	3%	479
FLORIDA DEPARTMENT OF HEALTH CLAY COUNTY	1	379	96	20%	476
LAUDERDALE NURSING CENTER LLC	1	455	19	4%	475
CLINICAL ENTERPRISE, INC		455	20	4%	475
FAMILY HEALTH CENTERS OF SOUTHWEST FLORIDA INC		406	68	14%	474
HARTS HARBOR HEALTH CARE CENTER		452	21	4%	473
PIONEER CLINICAL LAB LLC		379	94	20%	473
SANDBAY URGENT CARE		380	93	20%	473
Good Samaritan Society Kissimmee Village		406	65	14%	471
EMERALD COAST PEDIATRICS		458	11	2%	469
The Manor at Blue Water Bay		409	60	13%	469
WEST GABLES HEALTH CARE CENTER		459	10	2%	469
MANOR OAKS NURSING & REHAB CENTER	4	462	2	0%	468
NAVAL HOSPITAL - JACKSONVILLE		136	331	71%	467
FLO-MEDILAB SERVICES LLC		188	279	60%	467
SHORE ACRES CARE CENTER		429	35	8%	464
Quest Diag Unspecifd	1	314	148	32%	463
BROOKDALE PALMER RANCH	1	404	57	12%	462
PARKLANDS FACILITY INC	4	415	42	9%	461
PHYSICIANS PRIMARY CARE LAB	1	396	63	14%	460

COVID-19: testing by laboratory

Data through Feb 25, 2021 verified as of Feb 26, 2021 at 09:25 AM

Data in this report are provisional and subject to change.

The numbers in the table below represent the number of Florida and non-Florida residents for whom test results were received by the Department of Health. A person can be tested by more than one laboratory and can have both positive and negative results. **Therefore, the sum of the numbers in each column will be larger than the total number of people tested.**

Reporting lab	Inconclusive	Negative	Positive	Percent positive	Total
MICHAEL A MIDDLETON MD PA□		440	17	4%	457
MANOR AT CARPENTERS		428	27	6%	455
CITRUS NURSING CENTER LLC		409	46	10%	455
HOPE HOSPICE AND COMMUNITY SERVICES INC	14	423	17	4%	454
CLARIDGE HOUSE NURSING CENTER		437	17	4%	454
HERON POINTE HEALTH AND REHABILITATION	1	450	3	1%	454
DXTERITY DIAGNOSTICS	2	424	27	6%	453
PALM GARDEN OF CLEARWATER		434	18	4%	452
LIFE CARE CENTER OF PALM BAY□		423	27	6%	450
FIRST CHOICE PEDIATRICS		362	88	20%	450
ASCEND CLINICAL	4	376	69	15%	449
Williston Care Center		392	57	13%	449
BREVARD HEALTH ALLIANCE		206	242	54%	448
ORLANDO HEALTH CENTER FOR REHABILITATION		434	13	3%	447
AFC URGENT CARE FAMILY CARE			445	100%	445
CHILDRENS CLINIC WEST FLORIDA PEDIATRICS		405	39	9%	444
BROWARD PARTNERSHIP	6	430	8	2%	444
DIAMOND RIDGE HEALTH AND REHABILITATION CENTER		422	22	5%	444
Q ANSWER LAB	1	385	58	13%	444
BENTON PEDIATRICS INC		397	47	11%	444
FLORIDA HOSPITAL WAUCHULA		311	132	30%	443
NORTH FLORIDA REHABILITATION & SPECIALTY CARE□		436	6	1%	442
BOND CLINIC PA PEDIATRICS DEPT		404	38	9%	442
ELLENTON PEDIATRICS		423	18	4%	441
EMERITUS AT NAPLES	2	438	1	0%	441
SMA SPECIALTY MEDICAL LAB		119	321	73%	440
Solaris HealthCare Windermere		408	32	7%	440
NEW PLANT CITY FAMILY CARE	1	236	203	46%	440
LITTLE PINE PEDIATRICS PLLC	2	383	55	13%	440
RAINBOW PEDIATRIC CENTER PA		410	30	7%	440
DBI HEALTH INC		421	15	3%	436
CARE ONE OF FLORIDA	1	292	142	33%	435
UNIVERSITY OF TAMPA INC, THE		424	8	2%	432
AVECINA MEDICAL JULINGTON	1	240	189	44%	430
CARITHERS PEDIATRIC GROUP		386	44	10%	430
ST ANDREWS BAY SKILLED NURSING &		370	60	14%	430
FLORIDA DEPT OF HEALTH IN BREVARD COUNTY	3	363	63	15%	429
Palm Garden of Ocala		330	98	23%	428
APP-UNIPATH, LLC	2	411	15	4%	428
VITAS LUTHERAN TOWERS INPATIENT PROGRAM		364	64	15%	428
AFC URGENT CARE SEMINOLE			427	100%	427
NEW YORK PRESBYTERIAN - CUMC CLINICAL		407	18	4%	425
Colonial Lakes Health Care		384	38	9%	422
PRO HEALTH		187	234	56%	421
SOLARIS HEALTHCARE OSCEOLA		398	22	5%	420
GARCIA CLINICAL LABORATORY		28	392	93%	420

COVID-19: testing by laboratory

Data through Feb 25, 2021 verified as of Feb 26, 2021 at 09:25 AM

Data in this report are provisional and subject to change.

The numbers in the table below represent the number of Florida and non-Florida residents for whom test results were received by the Department of Health. A person can be tested by more than one laboratory and can have both positive and negative results. **Therefore, the sum of the numbers in each column will be larger than the total number of people tested.**

Reporting lab	Inconclusive	Negative	Positive	Percent positive	Total
WHITE-WILSON MEDICAL CENTER - FORT WALTON BEACH		404	14	3%	418
FLORIDA HOSPITAL MEDICAL GROUP		260	157	38%	417
Bardmoor Oaks Healthcare and Rehabilitation Center		406	11	3%	417
SIGNATURE HEALTHCARE OF BROOKWOOD GARDENS		409	6	1%	415
CARENOW	2	225	188	45%	415
LEHIGH REGIONAL MEDICAL CENTER LAB		371	44	11%	415
Santa Rosa Center for Rehabilitation and Healing		345	69	17%	414
RUSKIN HEALTH CENTER		259	155	37%	414
Ocala Health and Rehabilitation Center		391	21	5%	412
THE PALACE MANAGEMENT - THE PALACE AT CORAL GABLES		407	3	1%	410
MINUTECLINIC LLC #3671		366	44	11%	410
MEDIPATH		19	390	95%	409
AFC URGENT CARE TYRONE		2	407	100%	409
PALM GARDEN OF WINTER HAVEN	3	389	16	4%	408
HEALTHY STEPS PEDIATRICS		361	47	12%	408
SEMINOLE NURSING PAVILION		401	7	2%	408
TIDE LABORATORIES		362	43	11%	405
Cypress Cove Care Center		304	100	25%	404
CONSULATE HEALTH CARE OF BAYONET POINT	4	393	7	2%	404
RESTORE HEALTH URGENT CARE		304	97	24%	401
PALM GARDEN OF ORLANDO		368	33	8%	401
BROOKSVILLE HEALTHCARE CENTER LLC		387	13	3%	400
FLORIDA DEPARTMENT OF HEALTH		353	47	12%	400
ABBEY DELRAY		394	5	1%	399
STARKE FAMILY MEDICAL CENTER		310	88	22%	398
SOLARIS HEALTHCARE MERRITT ISLAND		358	40	10%	398
CORE DIAGNOSTIC LABORATORIES LLC		274	122	31%	396
MINI ER AND URGENT CARE		289	105	27%	394
ORCHARD PARK HEALTH & REHABILITATION		388	5	1%	393
SUNSHINE URGENT CARE LLC		247	145	37%	392
NAPLES CHILDREN'S URGENT CARE		341	51	13%	392
STEWART SEBASTIAN RIVER MEDICAL CENTER		339	52	13%	391
INDIAN RIVER CTR, LLC		341	50	13%	391
Solaris Healthcare Daytona	2	342	46	12%	390
BARBER		13	376	97%	389
Darcy Hall Of Life Care		375	11	3%	386
PALMS OF SEBRING		352	34	9%	386
TIDEWELL HOSPICE INC	2	374	7	2%	383
TREASURE COAST COMMUNITY HEALTH	3	321	59	15%	383
BROOKDALE PADDOCK HILLS	2	377	2	1%	381
MINUTECLINIC LLC, #10357		379	1	0%	380
Manatee Springs Rehabilitation and Nursing Center		360	20	5%	380
BAYA PHARMACY WEST		8	368	98%	376
MEDSCAN LABORATORY INC	1	163	211	56%	375
LIFEBRITE	1	182	192	51%	375
FAMILY CARE PARTNERS OF NORTHEAST FLORIDA LLC		302	73	19%	375

COVID-19: testing by laboratory

Data through Feb 25, 2021 verified as of Feb 26, 2021 at 09:25 AM

Data in this report are provisional and subject to change.

The numbers in the table below represent the number of Florida and non-Florida residents for whom test results were received by the Department of Health. A person can be tested by more than one laboratory and can have both positive and negative results. **Therefore, the sum of the numbers in each column will be larger than the total number of people tested.**

Reporting lab	Inconclusive	Negative	Positive	Percent positive	Total
Timberridge Center for Rehabilitation and Healing		344	31	8%	375
GENOSUR LLC		369	6	2%	375
GOOD SAMARITAN CENTER		371	3	1%	374
FAIR HAVENS CENTER, OPCO		367	6	2%	373
MEDONE URGENT CARE CENTER		149	223	60%	372
UR MEDICINE LABS- CENTRAL LABORATORY		349	22	6%	371
ACCESS MEDICAL CENTER	1	344	26	7%	371
URGENT CARE BETHESDA	1	318	52	14%	371
FLORIDA DEPARTMENT OF HEALTH IN LIBERTY COUNTY	2	274	95	26%	371
HENDRY REGIONAL MEDICAL CENTER		107	264	71%	371
SOLARIS HEALTHCARE BAYONET POINT		355	16	4%	371
ADVENT HEALTH - TAMPA		148	220	60%	368
VITAS HEALTHCARE CORPORATION		363	5	1%	368
TRENTON MEDICAL CENTER INC DBA PALMS MEDICAL GROUP	4	270	93	25%	367
ANCIENT CITY PEDIATRICS	1	352	14	4%	367
AFC URGENT CARE		67	300	82%	367
CLERMONT HEALTH AND REHABILITATION CENTER		334	32	9%	366
Stacey Health Care Centers Inc. dba Riverside Care Center		336	29	8%	365
Destin Healthcare and Rehabilitation Center	1	326	38	10%	365
AMEERAH LABS, LLC	2	281	81	22%	364
Bayside Care Center	1	342	20	6%	363
BLOUNTSTOWN REHABILITATION CENTER LLC		257	106	29%	363
INFORM DIAGNOSTICS		353	9	2%	362
MOOSEHAVEN HEALTH CENTER		324	37	10%	361
ADVENTHEALTH EXPRESS CARE AT		292	68	19%	360
ADDINGTON PLACE AT WELLINGTON GREEN		351	9	3%	360
LIFE CARE PONTE VEDRA INC		351	8	2%	359
solaris Healthcare Parkway	2	339	18	5%	359
MAGNOLIA FAMILY URGENT CARE		319	38	11%	357
VILLAGE DOCTORS OF KEYSTONE		276	81	23%	357
EPN URGENT CARE		44	312	88%	356
HAINES CITY REHABILITATION AND NURSING CENTER		331	24	7%	355
HEALTH CENTRAL PARK		288	66	19%	354
PINES OF SARASOTA		349	4	1%	353
SUNLAND MARIANNA COX MEDICAL CENTER		313	40	11%	353
DIAGNOSTIC & CLINICAL CARE SERVICES INC DBA		279	74	21%	353
VETERANS AFFAIRS MEDICAL CENTER - LAKE CITY		52	301	85%	353
ROLLINS COLLEGE WELLNESS CENTER		130	223	63%	353
MY CLINICAL LAB		224	129	37%	353
VILLAGE AT VIENNA SQUARE,THE	6	329	17	5%	352
MEDFAST URGENT CARE CENTER		122	230	65%	352
BAYSHORE DIAGNOSTICS		310	41	12%	351
CORAL BAY HEALTHCARE AND REHABILITATION	1	338	12	3%	351
SANFORD LABORATORIES		325	26	7%	351
MANORCARE HEALTH SERVICES - VENICE		294	55	16%	349
SIPARADIGM, DIAGNOSTIC INFORMATICS		273	76	22%	349

COVID-19: testing by laboratory

Data through Feb 25, 2021 verified as of Feb 26, 2021 at 09:25 AM

Data in this report are provisional and subject to change.

The numbers in the table below represent the number of Florida and non-Florida residents for whom test results were received by the Department of Health. A person can be tested by more than one laboratory and can have both positive and negative results. **Therefore, the sum of the numbers in each column will be larger than the total number of people tested.**

Reporting lab	Inconclusive	Negative	Positive	Percent positive	Total
ASSOCIATESMD MEDICAL GROUP INC		298	51	15%	349
Life Care Center of Ocala		280	68	20%	348
FHMG FLORIDA HOSPITAL MEDICAL GROUP		311	37	11%	348
NATIONS BEST FAMILY HEALTH CARE		170	177	51%	347
FG RAPID RESULTS	2	116	229	66%	347
SEA BREEZE REHAB AND NURSING CENTER□		337	9	3%	346
BMCB MOLECULAR DIAGNOSTIC SUBSECTION		327	19	5%	346
HEALTH DESIGNS		332	14	4%	346
PALM GARDEN OF WEST PALM BEACH□	4	325	15	4%	344
ORCHARD RIDGE CARE AND REHABILITATION CENTER		324	19	6%	343
Palmetto Subacute Care Center		332	11	3%	343
ORLANDO VA MEDICAL CENTER			343	100%	343
ADVENT HEALTH CENTRA CARE - PALM COAST		80	261	77%	341
SUN COUNTRY PEDIATRICS PLLC	9	302	29	9%	340
FLORIDA HOSPITAL HEARTLAND MED CTR LAKE PLACID		254	86	25%	340
UNIVERSITY OF TAMPA STUDENT HEALTH AND SHC CLINICAL LABORATORY		191	149	44%	340
SELECT REFERENCE LABORATORIES, LLC	1	326	12	4%	339
PruittHealth Panama City	1	274	64	19%	339
ARCPPOINT LABS OF SARASOTA MANATEE		261	78	23%	339
USAFSAM/PHE		174	165	49%	339
SIGNATURE HEALTHCARE OF NORTH FLORIDA		334	3	1%	337
SERENADES IN THE VILLAGES		282	54	16%	336
INTERNAL MEDICINE & PEDIATRICS OF TAMPA BAY PA		281	55	16%	336
Palm Garden of Largo		332	4	1%	336
Marshall Health and Rehabilitation Center		286	48	14%	334
CRONOS CLINICAL LABORATORY	22	220	91	27%	333
NORTH PINELLAS STATMED QUICK QUALITY CLINICS		236	97	29%	333
HARDEE MANOR HEALTH CARE CENTER	1	327	3	1%	331
FAIRWAY OAKS CENTER LLC	6	319	6	2%	331
PEDIATRIC ASSOCIATES OF OCALA PA		300	31	9%	331
FLORIDA HEART & VASCULAR MULTISPECIALTY GROUP PA		236	95	29%	331
HEALTHWORKS MED GROUP OF FLORIDA PA	3	322	6	2%	331
SABAL DIRECT PRIMARY CARE, PA		272	58	18%	330
MANOR CARE OF BOYNTON BEACH LLC		305	24	7%	329
COLOR GENOMICS, INC.	2	321	6	2%	329
Life Care Center at Wells Crossing		309	19	6%	328
FLOMEDILAB		111	216	66%	327
VILLAGE DOCTORS FAMILY MEDICAL CENTER OF		264	63	19%	327
HARDEE COUNTY HEALTH DEPARTMENT		260	67	20%	327
ADVENTHEALTH MEDICAL GROUP PROMPT CAR	1	227	99	30%	327
TRI-COUNTY NURSING AND REHABILITATION CENTER INC		311	15	5%	326
BRISTOL AT TAMPA, THE	4	313	8	2%	325
PIONEER CLINICAL LAB, LLC		212	113	35%	325
CORAL TRACE HEALTH CARE□	2	316	5	2%	323
MIDWAY SPECIALTY CARE CENTER	3	206	114	35%	323
DELTONA HEALTH CARE		298	23	7%	321

COVID-19: testing by laboratory

Data through Feb 25, 2021 verified as of Feb 26, 2021 at 09:25 AM

Data in this report are provisional and subject to change.

The numbers in the table below represent the number of Florida and non-Florida residents for whom test results were received by the Department of Health. A person can be tested by more than one laboratory and can have both positive and negative results. **Therefore, the sum of the numbers in each column will be larger than the total number of people tested.**

Reporting lab	Inconclusive	Negative	Positive	Percent positive	Total
PALM BEACH ATLANTIC UNIVERSITY		310	11	3%	321
ATLANTIC SHORES NURSING AND REHAB CENTER	1	311	9	3%	321
WHITE WILSON MEDICAL CENTER PA - NAVARRE		218	102	32%	320
Bay Breeze Senior Living and Rehabilitation Center		267	53	17%	320
PEDIATRICS BY THE SEA		308	11	3%	319
BAPTIST PRIMARY CARE, INC		293	25	8%	318
ROSEWOOD HEALTH AND REHABILITATION CENTER		297	21	7%	318
ST PETERSBURG PEDIATRICS-PARK BLVD		288	29	9%	317
BAY VILLAGE OF SARASOTA INC		313	3	1%	316
SPECIALTY HEALTH AND REHABILITATION CENTER		290	25	8%	315
PruittHealth Santa Rosa		225	90	29%	315
KISSIMMEE FACILITY OPERATIONS LLC		292	23	7%	315
LabCorp (Non-Interfaced)	1	123	191	61%	315
BIOCEPT		293	22	7%	315
GENESIS MEDICAL LABORATORY MIAMI FL.		83	230	73%	313
ADVENTHEALTH EXPRESS CARE AT WALGREENS 49TH STREET		261	52	17%	313
AVENTURA REHAB AND NURSING CENTER		302	10	3%	312
KEY WEST HEALTH AND REHAB	1	304	7	2%	312
ST LUCIE EMPLOYEE HEALTH & WELLNESS CENTER		306	6	2%	312
DIGNITY HEALING, LLC		297	14	5%	311
AVANTE AT MT DORA		308	3	1%	311
FL HUD DESTIN, LLC D/B/A GRAND BOULEVARD HEALTH		274	37	12%	311
ST PETERSBURG PEDIATRICS-SEMINOLE BLVD		249	61	20%	310
OCEAN VIEW NURSING AND REHAB CENTER		294	16	5%	310
HCSO OCCUPATIONAL HEALTH AND WELLNESS CENTER		241	68	22%	309
MEDEXPRESS LUTZ		3	306	99%	309
NATURE COAST MEDICAL GROUP		217	92	30%	309
THE SPRINGS AT BOCA CIEGA BAY		299	9	3%	308
WELL HEALTH WORKS	1	272	35	11%	308
SPRINGTREE REHAB & HEALTH CARE CENTER		289	19	6%	308
REHABILITATION CENTER OF LAKE CITY, THE		279	28	9%	307
SILVER CREEK SENIOR LIVING COMMUNITY		302	5	2%	307
GOOD SAMARITAN SOCIETY-DAYTONA		287	19	6%	306
LAKE EUSTIS HEALTH AND REHABILITATION CENTER		299	7	2%	306
SAMANTHA WILSON CARE CENTER	4	293	9	3%	306
GANDY CROSSING CARE CENTER	1	290	14	5%	305
AVELLINO LAB USA, INC	1	291	12	4%	304
PHYSICIANS REGIONAL WALK-IN		185	119	39%	304
HEALTH PARK CARE CENTER		299	4	1%	303
PALMS REHABILITATION AND HEALTHCARE CENTER		265	37	12%	302
ARGO SENIOR LIVING AT HAVERHILL		282	18	6%	300
TAMARAC REHABILITATION & HEALTH CENTER		297	3	1%	300
BOCA BIOLISTICS REFERENCE LABORATORY	2	185	112	37%	299
RIVERS FAMILY MEDICINE PA		221	77	26%	298
JACKSON PLAZA NURSING & REHAB CENTER	6	286	6	2%	298
ELMHURST HOSPITAL CENTER	1	270	26	9%	297

COVID-19: testing by laboratory

Data through Feb 25, 2021 verified as of Feb 26, 2021 at 09:25 AM

Data in this report are provisional and subject to change.

The numbers in the table below represent the number of Florida and non-Florida residents for whom test results were received by the Department of Health. A person can be tested by more than one laboratory and can have both positive and negative results. **Therefore, the sum of the numbers in each column will be larger than the total number of people tested.**

Reporting lab	Inconclusive	Negative	Positive	Percent positive	Total
ONESTOP MEDICAL AND URGENT CARE LLC		254	43	14%	297
KENNEDY PAIN CLINIC GROUP LLC		269	28	9%	297
ENCOMPASS HEALTH REHABILITATION HOSPITAL OF SUNRISE	8	283	6	2%	297
HEALTH FIRST ADVENTHEALTH CENTRA CARE - TITUSVILLE		56	241	81%	297
BROOKDALE DESTIN		285	12	4%	297
OSPREY LODGE		237	59	20%	296
The Care Center at Pinellas Park	1	287	8	3%	296
BUENA VISTA URGENT CARE		264	32	11%	296
LUTHERAN HAVEN		287	9	3%	296
OCALA FAMILY MEDICAL CENTER INC	1	246	49	17%	296
BONIFAY NURSING AND REHAB CENTER		266	29	10%	295
ST JAMES HEALTH AND REHABILITATION CENTER		211	84	28%	295
PEDIATRIC HEALTH CARE ALLIANCE, PA		264	29	10%	293
SAINTS 120 LLC	1	258	34	12%	293
FAMILY CARE PARTNERS OF NE FLORIDA LLC		223	70	24%	293
PENSACOLA PEDIATRICS PA - TIGER POINT	18	267	8	3%	293
AMBULATORY SURGERY CENTER OF BOCA RATON LTD		289	4	1%	293
MOBILE MEDICAL ASSOCIATES PL	10	242	41	14%	293
NORTHWEST MEDICAL CENTER CLINICAL LABORATORY		175	118	40%	293
LAKELAND REGIONAL HEALTH SYSTEMS INC		26	266	91%	292
CHAUTAUQUA REHABILITATION AND NURSING CENTER		283	9	3%	292
MEDICAL CENTER AT OCEAN REEF,THE		277	14	5%	291
REGENTS PARK OF BOCA RATON		289	2	1%	291
BAY COUNTY SHERIFFS OFFICE JAIL FACILITY		246	45	15%	291
PALM GARDEN OF GAINESVILLE	2	285	2	1%	289
Life Care Center of Punta Gorda	1	275	13	4%	289
LONGWOOD FAMILY PRACTICE		220	69	24%	289
AUBURN UNIVERSITY MEDICAL CLINIC		227	62	21%	289
CROSS POINTE CARE CENTER	2	280	6	2%	288
HEATHER HILL HEALTHCARE CENTER		242	46	16%	288
INNOVATIVE TRANSFUSION MEDICINE, INC	3	239	46	16%	288
LIFE CARE CENTER OF WINTER HAVEN		269	18	6%	287
CONSULATE HEALTH CARE OF SAFETY HARBOR		281	6	2%	287
SOUTHWEST ORLANDO FAMILY MEDICINE, PL		238	48	17%	286
ST JUDE CHILDREN'S RESEARCH HOSPITAL		271	15	5%	286
HOMESTEAD MANOR	2	244	40	14%	286
PORT SAINT LUCIE HOSPITAL		276	9	3%	285
BRIDGEWATER PARK HEALTH AND REHAB		257	28	10%	285
Solaris Healthcare Lake Bennet		251	32	11%	283
AURORA DIAGNOSTICS BERNHARDT LABORATORIES PATHOLOGY SERVICE		190	93	33%	283
HOLLEY NAVARRE MEDICAL CLINIC		208	74	26%	282
ELMCROFT PINECREST	1	260	21	7%	282
BAPTIST PRIMARY CARE INC	1	257	24	9%	282
AVANTE AT LEESBURG INC		281	1	0%	282
RULEME CENTER	2	252	26	9%	280
ROSEN MEDICAL CENTER		240	40	14%	280

COVID-19: testing by laboratory

Data through Feb 25, 2021 verified as of Feb 26, 2021 at 09:25 AM

Data in this report are provisional and subject to change.

The numbers in the table below represent the number of Florida and non-Florida residents for whom test results were received by the Department of Health. A person can be tested by more than one laboratory and can have both positive and negative results. **Therefore, the sum of the numbers in each column will be larger than the total number of people tested.**

Reporting lab	Inconclusive	Negative	Positive	Percent positive	Total
URGENT CARE EXPRESS LLC		1	278	100%	279
FLORIDA HEALTH CARE PLANS			279	100%	279
HOLIDAY CVS LLC DBA CVS/PHARMACY #0440		270	9	3%	279
TUSKAWILLA NURSING AND REHAB CENTER	2	269	7	3%	278
24/7 PEDIATRIC CARE CENTERS INC		258	19	7%	277
PRUITT HEALTH-SANTA ROSA		275	2	1%	277
QUALITOX LABORATORIES		105	172	62%	277
Rehabilitation Center for Park Place LLC		265	11	4%	276
TALLAHASSEE NHHI LLC	1	248	27	10%	276
WESTCHESTER GARDENS LIMITED PARTNERSHIP		270	6	2%	276
VILLAGES REGIONAL HOSPITAL SURGERY CENTER LLC, THE		218	58	21%	276
ESTERO ISLAND MEDICAL CENTER		215	61	22%	276
DOCTORS MEMORIAL HOSPITAL		154	121	44%	275
MANOR CARE OF NAPLES FL LLC		272	3	1%	275
HARBOURWOOD	1	270	4	1%	275
MANORCARE AT LELY PALMS		270	5	2%	275
Coastal Health and Rehabilitation Center		264	11	4%	275
renaissance health and rehabilitation center		257	18	7%	275
Glades West Rehabilitation and Nursing Center		266	8	3%	274
BAYA POINTE NURSING AND REHABILITATION		191	83	30%	274
BEAR CREEK NURSING CENTER		269	5	2%	274
COMMUNITY HEALTH AND REHABILITATION CENTER		213	61	22%	274
LASER & SURGERY CENTER OF THE PALM BEACHES		272	1	0%	273
TAVARES PEDIATRICS		231	42	15%	273
FAMILY EXPRESS URGENT CARE		5	268	98%	273
PERSONALIZED GENETIC TESTING	1	178	93	34%	272
PLANT CITY PEDIATRICS	1	220	51	19%	272
Parkview Rehabilitation Center at Winter Park		265	7	3%	272
ACCURATE DIAGNOSTIC LABS, INC		256	15	6%	271
SPEARHEAD MEDICAL		223	48	18%	271
HOLISTIX TREATMENT CENTERS		264	6	2%	270
KINDRED HOSPITAL	7	257	5	2%	269
Solaris Healthcare Coconut Creek		262	6	2%	268
EXCEL PEDIATRICS		224	44	16%	268
WALGREENS 3173		244	24	9%	268
SILVERCREST HEALTH AND REHABILITATION CENTER	3	257	8	3%	268
ADVENT HEALTH CARE CENTER	9	246	13	5%	268
PREMIER PLACE AT THE GLENVIEW		260	8	3%	268
ADVENT HEALTH CENTRA CARE - ORMOND BEACH		113	153	58%	266
DAVID SCOTT MADWAR MD PA		239	27	10%	266
W FRANK WELLS NURSING HOME		237	28	11%	265
SERANADES BY SONATA WEST ORANGE		236	29	11%	265
Life Care Center at Inverrary		258	6	2%	264
JACKSONVILLE KIDS PEDIATRICS, PLLC		232	32	12%	264
BRENTWOOD RETIREMENT COMMUNITY	5	227	31	12%	263
Solaris HealthCare Imperial		255	8	3%	263

COVID-19: testing by laboratory

Data through Feb 25, 2021 verified as of Feb 26, 2021 at 09:25 AM

Data in this report are provisional and subject to change.

The numbers in the table below represent the number of Florida and non-Florida residents for whom test results were received by the Department of Health. A person can be tested by more than one laboratory and can have both positive and negative results. **Therefore, the sum of the numbers in each column will be larger than the total number of people tested.**

Reporting lab	Inconclusive	Negative	Positive	Percent positive	Total
NASSAU COUNTY JAIL		225	37	14%	262
SEASIDE HEALTH AND REHABILITATION CENTER		205	57	22%	262
PROTEUS MOLECULAR AND CLINICAL LAB	1	149	111	43%	261
JAMES A HALEY VETERANS HOSPITAL			261	100%	261
FRICKS PHARMACY		202	59	23%	261
ST CATHERINE'S WEST REHABILITATION HOSPITAL		249	12	5%	261
SIGNATURE HEALTHCARE AT THE COURTYARD		213	47	18%	260
LAKE PARK OF MADISON		251	9	3%	260
ADVENT HEALTH - DELTONA ER		208	52	20%	260
CLIFFORD CHESTER SIMS VA NURSING HOME		251	9	3%	260
CLARE BRIDGE ORMOND BEACH	1	259			260
CONSULATE HEALTHCARE OF KISSIMMEE		247	12	5%	259
CHIPOLA HEALTH AND REHAB		242	17	7%	259
FLORIDA WOMAN CARE LABORATORY LLC		232	26	10%	258
ADVANCED AMBULATORY SURGERY CENTER		246	12	5%	258
TRINITY REGIONAL REHAB CENTER		241	15	6%	256
PAVILION FOR HEALTHCARE, THE		253	2	1%	255
The Grove Health and Rehabilitation		231	23	9%	254
AVON PARK PEDIATRICS INC	3	227	24	9%	254
Vi at Lakeside Village Skilled Nursing		249	5	2%	254
WHITE-WILSON MEDICAL CENTER - NICEVILLE		227	26	10%	253
PW WINDERMERE SUBTENANT LLC		252	1	0%	253
SHELL POINT VILLAGE MEDICAL CENTER		246	7	3%	253
BROWARD NURSING & REHABILITATION CTR	8	234	10	4%	252
FIRST CHOICE PRIMARY CARE		201	51	20%	252
WESTWOOD HEALTHCARE SNF		206	46	18%	252
ABBOTT LABORATORIES		164	87	35%	251
USA HEALTH UNIVERSITY HOSPITAL CLINICAL LABORATORY	1	239	10	4%	250
MARTIN MEMORIAL MEDICAL CENTER LAB		128	122	49%	250
CENTERSTONE OF FLORIDA		232	17	7%	249
VETERANS AFFAIRS MEDICAL CENTER - MIAMI		1	248	100%	249
DEPARTMENT OF HEALTH BUREAU OF FAMILY		247	2	1%	249
TIERRA PINES CENTER		237	12	5%	249
HAVEN OF OUR LADY OF PEACE INC		241	8	3%	249
BUREAU OF CLINICAL LABORATORIES		208	40	16%	248
CARRINGTON PLACE OF ST PETE LLC		242	6	2%	248
HUNT CLUB PEDIATRIC ASSOCIATES, P.A.		211	36	15%	247
MEMPHIS PATHOLOGY LABORATORY	4	224	18	7%	246
Heritage Healthcare at Tallahassee		239	7	3%	246
AVECINA MOBILE		121	125	51%	246
ABBOTT DIAGNOSTICS		232	14	6%	246
ROSEWOOD HEALTHCARE & REHABILITATION CENTER		239	6	2%	245
MALABAR/ADVENT CENTRA CARE		48	196	80%	244
FORT MYERS REHABILITATION AND NURSING CENTER		217	26	11%	243
RIVERWOOD HEALTH NH LLC		204	39	16%	243
ARCHER HEALTH VENTURES, LLC		217	25	10%	242

COVID-19: testing by laboratory

Data through Feb 25, 2021 verified as of Feb 26, 2021 at 09:25 AM

Data in this report are provisional and subject to change.

The numbers in the table below represent the number of Florida and non-Florida residents for whom test results were received by the Department of Health. A person can be tested by more than one laboratory and can have both positive and negative results. **Therefore, the sum of the numbers in each column will be larger than the total number of people tested.**

Reporting lab	Inconclusive	Negative	Positive	Percent positive	Total
Chatsworth at PGA National, LLC		229	12	5%	241
GOOD SAMARITAN CARES		236	5	2%	241
Sunset Point Center		237	4	2%	241
LODGE HEALTH AND REHABILITATION CENTER, THE		208	32	13%	240
CLARE BRIDGE OF SARASOTA		238	2	1%	240
LA MER NH LLC		235	5	2%	240
FLORIDA CLINICAL LABORATORY-BIOREFERENCE LABORATORIES		89	150	63%	239
AYERS HEALTH & REHABILITATION CENTER		235	4	2%	239
MILLER BIOCONNECT		211	28	12%	239
ORANGE COUNTY HEALTH DEPT		228	11	5%	239
PALM GARDEN OF AVENTURA		236	3	1%	239
CHIPOLA MEDICAL ASSOCIATES, LLC		166	73	31%	239
AMERICAN HOUSE SENIOR LIVING		189	49	21%	238
FOUNTAIN INN NURSING & REHABILITATION CTR, INC		232	6	3%	238
BROOKDALE LAKE TAVARES		233	5	2%	238
ADVENT HEALTH - ORLANDO		180	58	24%	238
OKEECHOBEE COUNTY HEALTH DEPT	1	156	81	34%	238
MIAMI JEWISH HEALTH SYSTEMS, INC	3	227	8	3%	238
WELL-BEING MEDICAL CENTER PLLC		218	19	8%	237
Life Care Center of Sarasota		225	12	5%	237
HOMESTEAD VILLAGE		225	11	5%	236
BAY TREE CARE AND REHABILITATION CENTER		197	38	16%	235
OAK HAMMOCK AT THE UNIVERSITY OF FLORIDA		229	6	3%	235
TERRACES OF LAKE WORTH CARE CENTER		223	12	5%	235
SARAPATH DIAGNOSTICS		118	117	50%	235
EDGEWATER AT WATERMAN VILLAGE,THE		220	15	6%	235
REGENTS PARK AT AVENTURA		221	14	6%	235
Solaris Senior Living North Naples ALF		226	9	4%	235
KR at Hillsborough Lakes/Lutz Healthcare		224	10	4%	234
STATMED QUICK QUALITY CLINIC AT NORTH PINELLAS		65	169	72%	234
PENSACOLA PEDIATRICS, PA		216	17	7%	233
TGH		1	231	100%	232
STATMED OCALA	2	169	61	26%	232
QUOTIENT SCIENCES		225	7	3%	232
Cross Gardens Care Center		231	1	0%	232
UCC - WELLINGTON		3	229	99%	232
FELLOWSHIP HOME AT THE FAIRWAY LLC		226	6	3%	232
FLORIDA KEYS PEDIATRICS & ADOLESCENT CENTER		219	12	5%	231
ATLANTIC URGENT CARE		155	76	33%	231
HOSPICE OF THE FLORIDA SUNCOAST,THE		230	1	0%	231
Chatham Glen Healthcare and Rehabilitation Center		224	7	3%	231
ARCPPOINT LABS OF ST PETERSBURG		152	79	34%	231
MANDARIN PEDIATRICS		209	21	9%	230
NORTH FLORIDA PEDIATRICS - MARIANNA		192	38	17%	230
ManorCare Health Services-Palm Harbor	1	229			230
AMERICAN FINNISH NURSING HOME	2	221	6	3%	229

COVID-19: testing by laboratory

Data through Feb 25, 2021 verified as of Feb 26, 2021 at 09:25 AM

Data in this report are provisional and subject to change.

The numbers in the table below represent the number of Florida and non-Florida residents for whom test results were received by the Department of Health. A person can be tested by more than one laboratory and can have both positive and negative results. **Therefore, the sum of the numbers in each column will be larger than the total number of people tested.**

Reporting lab	Inconclusive	Negative	Positive	Percent positive	Total
LYNN HAVEN SPORTS COMPLEX-WALKON CLINIC		21	207	91%	228
STERLING HOUSE OF DELAND		227	1	0%	228
CYPRESS COVE		221	6	3%	227
AZALEA TRACE		214	13	6%	227
WASHINGTON REHAB AND NURSING		217	9	4%	226
PARKS HEALTHCARE & REHABILITATION CTR	4	211	11	5%	226
MY HEALTHY BLUEPRINT BY BAPTIST HEALTH CARE		184	41	18%	225
Lakewood Nursing Center		196	29	13%	225
West Melbourne Health and Rehabilitation Center		224	1	0%	225
Consulate Health Care of St. Petersburg		218	7	3%	225
Avante at Inverness		224	1	0%	225
WIMAUMA COMMUNITY HEALTH CENTER		182	43	19%	225
ARBOR FACILITY INC		224			224
Crossbreeze care center	1	221	2	1%	224
Lake Port Square Health Center		208	16	7%	224
LAKE SIDE NEUROLOGIC		214	9	4%	223
LEHIGH VALLEY GENOMICS			223	100%	223
Heartland Healthcare of Ft. Myers	1	221	1	0%	223
WHITE WILSON MEDICAL IMMEDIATE CARE NICEVILLE		16	206	93%	222
BOND CLINIC, PA		160	62	28%	222
NORTH FLORIDA PEDIATRICS PA - DUVAL		193	29	13%	222
PINNACLES PEDS CARE PA		222			222
HOSPICE OF LAKE & SUMTER INC	1	217	4	2%	222
PEDIATRICS IN BREVARD PA		188	33	15%	221
DE LUNA HEALTH AND REHABILITATION CENTER		198	22	10%	220
WOOD LAKE HEALTH AND REHABILITATION CENTER		219			219
Boynton Beach Rehabilitation Center	2	213	4	2%	219
Signature healthcare of Jacksonville		213	5	2%	218
Avante at Orlando		214	4	2%	218
LAKE PORT SQUARE		200	17	8%	217
ST. CLOUD REGIONAL MEDICAL CENTER		199	18	8%	217
DISCOVERY VILLAGE AT MELBOURNE		191	26	12%	217
THE RESIDENCE AT TIMBER PINES	4	188	25	12%	217
THE MANOR AT CARPENTERS		185	32	15%	217
CCS - JOSEPH V CONTE		215	2	1%	217
ARTHREX MEDICAL CENTER	1	117	99	46%	217
BROOKDALE ATRIM WAY		210	6	3%	216
ASCENSION MEDICAL GROUP		5	211	98%	216
HEARTLAND PEDIATRICS OF LAKE PLACID PA		186	29	13%	215
Consulate Health Care of North Fort Myers		203	12	6%	215
GATEWAY/ADVENT CENTRA CARE	1	24	190	88%	215
WALGREENS 10670		190	24	11%	214
BLOCK, NATION, CHASE, AND SMOLEN FAMILY MEDICINE		157	57	27%	214
ST MARK VILLAGE	1	207	5	2%	213
Orchid Cove at Sarasota		212	1	0%	213
POCONO MEDICAL CENTER		212			212

COVID-19: testing by laboratory

Data through Feb 25, 2021 verified as of Feb 26, 2021 at 09:25 AM

Data in this report are provisional and subject to change.

The numbers in the table below represent the number of Florida and non-Florida residents for whom test results were received by the Department of Health. A person can be tested by more than one laboratory and can have both positive and negative results. **Therefore, the sum of the numbers in each column will be larger than the total number of people tested.**

Reporting lab	Inconclusive	Negative	Positive	Percent positive	Total
San Jose Health & Rehabilitation		206	6	3%	212
WIREGRASS DIRECT PRIMARY CARE PLLC		179	33	16%	212
PCB CLINIC		167	45	21%	212
CONSULATE HEALTH CARE OF WINTER HAVEN		209	3	1%	212
EDGEWOOD NURSING CENTER		204	7	3%	211
BAYVIEW CENTER		206	5	2%	211
SUNRISE DIAGNOSTIC LABORATORY		158	53	25%	211
FORT PIERCE HEALTH CARE		204	7	3%	211
SUPERIOR RESIDENCES OF PANAMA CITY BEACH		205	6	3%	211
CORAL REEF NURSING & REHABILITATION CENTER		206	4	2%	210
PALM BEACH PEDIATRICS PA	2	178	30	14%	210
The Palace Nursing and Rehabilitation Center		209			209
CHEEK AND SCOTT DRUGS INC		167	42	20%	209
SURREY PLACE CARE CENTER		203	6	3%	209
Taylor Care Center		204	5	2%	209
CONEY ISLAND HOSPITAL		202	7	3%	209
DOCTORS MEMORIAL FAMILY MEDICINE	2	143	64	31%	209
FLORIDA ATLANTIC UNIVERSITY STUDENT HEALTH		173	36	17%	209
Whispering Oaks	11	175	23	11%	209
NSPIRE HEALTHCARE LAUDERHILL		203	6	3%	209
HEALTH FIRST - HOLMES REGIONAL MEDICAL CENTER		32	177	85%	209
MACCLENNY NURSING AND REHAB		189	18	9%	207
PALMS MEDICAL GROUP HIGH SPRINGS		174	33	16%	207
FULGENT GENETICS	2	165	39	19%	206
AMELIA MEDICAL CARE		59	147	71%	206
ARDEN COURTS OF TAMPA	2	199	4	2%	205
VETERANS AFFAIRS ORLANDO VA MEDICAL CENTER			205	100%	205
Consulate Healthcare of West Palm Beach		189	16	8%	205
Concordia Village of Tampa AL		200	5	2%	205
LCS SANDHILL COVE LLC DBA	6	190	7	3%	203
BARTON HEALTH ALLIANCE		159	44	22%	203
Surrey Place Healthcare and Rehabilitation		201	2	1%	203
GLENRIDGE ON PALMER RANCH,THE		195	8	4%	203
SAMIR EBEID MD		182	21	10%	203
BROOKDALE OF SPRING HILL	9	192	2	1%	203
MACTOWN, INC		201	2	1%	203
Bayside Health and Rehabilitation		174	29	14%	203
POLK COUNTY HEALTH DEPARTMENT		178	24	12%	202
PATHGROUP LABS LLC		97	105	52%	202
ADVENT HEALTH CENTRA CARE - APOKA NORTH		172	30	15%	202
SOLARIS SENIOR LIVING VERO BEACH		194	7	3%	201
ADVENT HEALTH CENTRA CARE - DAYTONA BEACH		94	107	53%	201
COLLIER URGENT CARE CENTERS CREEKSIDE		184	17	8%	201
COLONY CLUB ALF,THE	1	187	13	6%	201
VAMC WEST PALM LAB		5	196	98%	201
ADVENT HEALTH - TIMBERRIDGE ER		171	30	15%	201

COVID-19: testing by laboratory

Data through Feb 25, 2021 verified as of Feb 26, 2021 at 09:25 AM

Data in this report are provisional and subject to change.

The numbers in the table below represent the number of Florida and non-Florida residents for whom test results were received by the Department of Health. A person can be tested by more than one laboratory and can have both positive and negative results. **Therefore, the sum of the numbers in each column will be larger than the total number of people tested.**

Reporting lab	Inconclusive	Negative	Positive	Percent positive	Total
PADDOCK RIDGE		198	3	1%	201
CITY OF PORT SAINT LUCIE		188	13	6%	201
LIFE CARE CENTER OF PORT ST. LUCIE		191	10	5%	201
Governors Creek Health and Rehabilitation	1	198	2	1%	201
Nspire Health Care Kendall		190	10	5%	200
HERITAGE HEALTHCARE AND REHABILITATION CENTER		195	5	3%	200
ADVENT HEALTH - CARROLLWOOD	4	169	26	13%	199
BORLAND GROOVER CLINIC	1	163	35	18%	199
ADVENT HEALTH - LAKE NONA		173	26	13%	199
ST ANTHONYS REHABILITATION HOSPITAL	9	187	2	1%	198
DEPARTMENT OF HEALTH & HUMAN SERVICES		198			198
INN AT ASTON GARDENS, THE		191	7	4%	198
LAUREL POINT CARE ACQUISITION LLC DBA SANDGATE GARDENS REHAB AND NURSI		171	27	14%	198
SOUTHLAND SUITES OF ORMOND BEACH	4	193			197
LAKEVIEW INTERNAL MEDICINE		141	55	28%	196
220 GOLDEN, LLC	1	179	16	8%	196
ADVENT HEALTH - WESTCHASE ER		167	29	15%	196
ABBIEJEAN RUSSELL CARE CENTER		195	1	1%	196
PONTE VEDRA GARDENS		195	1	1%	196
CONSULATE HEALTH CARE OF MELBOURNE		191	4	2%	195
LAKE VIEW CARE CENTER AT DELRAY		189	6	3%	195
TARPON POINT NURSING AND REHABILITATION CENTER		191	3	2%	194
MATHISON RETIREMENT COMMUNITY, INC	1	185	8	4%	194
NO FLORIDA PEDIATRICS, PA		166	27	14%	193
SARNO EXTENDED HOURS		124	69	36%	193
LUIS A GHIGLINO MD PA		185	7	4%	192
CORAL GABLES NURSING & REHABILITATION CENTER		181	10	5%	191
Cross Terrace REhabilitation		189	2	1%	191
FLORIDA HEALTH CARE PLAN INC		2	189	99%	191
HEALTH LINK DIAGNOSTIC LABORATORIES		182	9	5%	191
CYPRESS POINT LIVING, LLC		175	15	8%	190
NEO GENOMICS - FORT MYERS	1	183	6	3%	190
WOMEN'S CARE FLORIDA LABORATORY		183	5	3%	188
FINLAY CLINICAL LABORATORY INC		36	152	81%	188
Flagler Health and Rehabilitation		185	3	2%	188
OCEAN REEF MEDICAL CENTER		150	38	20%	188
EVENT MED SERVICES LABORATORY		185	3	2%	188
AMA MEDICAL GROUP LLC		156	31	17%	187
PLANTATION NURSING & REHAB CENTER		187			187
BOCA RATON REHABILITATION CENTER	4	180	3	2%	187
PALM HARBOR FAMILY PRACTICE & WALK-IN		140	47	25%	187
ANGELS DIAGNOSTIC GROUP		148	39	21%	187
The Waterford		184	2	1%	186
ANTHEM LAKES LLC		151	35	19%	186
GUEST HOUSE OCALA, THE		181	5	3%	186
NIGHT LITE PEDIATRICS WINTER GARDEN		144	41	22%	185

COVID-19: testing by laboratory

Data through Feb 25, 2021 verified as of Feb 26, 2021 at 09:25 AM

Data in this report are provisional and subject to change.

The numbers in the table below represent the number of Florida and non-Florida residents for whom test results were received by the Department of Health. A person can be tested by more than one laboratory and can have both positive and negative results. **Therefore, the sum of the numbers in each column will be larger than the total number of people tested.**

Reporting lab	Inconclusive	Negative	Positive	Percent positive	Total
DOS OF NORTH SHORES NURSING & REHAB CENTER		185			185
GRACE PEDIATRICS		155	30	16%	185
MORSELIFE MEMORY CARE RESIDENCE		176	9	5%	185
ADVENT		172	13	7%	185
VIERA MANOR ASSISTED LIVING RESIDENCE		178	7	4%	185
WATERMARK LAKE POINTE WOODS LLC		167	18	10%	185
ST. JAMES BAY HEALTH AND REHABILITATION CENTER		183	1	1%	184
CHILDREN MED CARE INC		156	28	15%	184
POMPANO REHABILITATION AND NURSING CTR		184			184
VI AT BENTLEY VILLAGE HOME CARE		183	1	1%	184
OAKBROOK HEALTH AND REHABILITATION CENTER	1	169	14	8%	184
GEORGIA DEPARTMENT OF PUBLIC HEALTH	1	5	178	97%	184
ADVENT HEALTH CENTRA CARE - WESLEY CHAPEL		13	170	93%	183
Sunnyside Nursing Home		179	3	2%	182
BAPTIST HEALTH PRIMARY CARE	1	134	47	26%	182
UNIVERSITY OF MIAMI		54	127	70%	181
SANDY PINES	2	161	18	10%	181
NADAL PEDIATRICS - VICTORIA STREET (3385)		153	28	15%	181
CANTERFIELD OF CLAY COUNTY		143	38	21%	181
LEESBURG PEDIATRICS		161	19	11%	180
MEDICAL CONSULTANTS OF FLORIDA LLC	1	146	33	18%	180
HOSPITAL FOR SPECIAL SURGERY		177	3	2%	180
PATRIOT MEDICAL LABORATORIES		172	8	4%	180
TUSCAN GARDENS OF PALM COAST		175	5	3%	180
ZON BEACHSIDE LLC		142	37	21%	179
STERLING HOUSE OF PUNTA GORDA		178	1	1%	179
ST PETERSBURG PEDIATRICS-EAST BAY	1	147	30	17%	178
MARTIN ACQUISITION 1 LLC DBA		165	13	7%	178
HOLISTIC PEDIATRICS GROUP LLC		157	21	12%	178
Heritage Park Rehabilitation & Healthcare		159	18	10%	177
ARDEN COURTS OF SEMINOLE		136	41	23%	177
ADVENT HEALTH CENTRA CARE - CARROLLWOOD		5	172	97%	177
YOUR FAMILY WALK-IN CLINIC		13	164	93%	177
SOUTHERN LABORATORY SERVICES OF NWF		149	28	16%	177
BARKLEY PLACE	1	172	4	2%	177
ADVANCED MEDICAL GROUP		1	176	99%	177
BROOKDALE ORANGE PARK		175	1	1%	176
DISCOVERY VILLAGE AT NAPLES		159	17	10%	176
SUNCOAST URGENT CARE		131	45	26%	176
Emory L Bennett State Veterans Nursing Home		173	3	2%	176
ORLANDO HEALTH EMERGENCY DEPARTMENT		163	12	7%	175
ASTON GARDENS AT PELICAN MARSH		169	5	3%	174
PRIMECARE OF DOTHAN		121	53	30%	174
The Inn at Sarasota Bay Club		172	2	1%	174
MIRACLE HILL NURSING & REHABILITATION CENTER INC		168	5	3%	173
KENILWORTH CARE & REHABILITATION CENTER		163	10	6%	173

COVID-19: testing by laboratory

Data through Feb 25, 2021 verified as of Feb 26, 2021 at 09:25 AM

Data in this report are provisional and subject to change.

The numbers in the table below represent the number of Florida and non-Florida residents for whom test results were received by the Department of Health. A person can be tested by more than one laboratory and can have both positive and negative results. **Therefore, the sum of the numbers in each column will be larger than the total number of people tested.**

Reporting lab	Inconclusive	Negative	Positive	Percent positive	Total
LAB CORP	1	96	75	44%	172
JACKSONVILLE NURSING AND REHAB CENTER		166	6	3%	172
ALL SEASONS NAPLES LLC		167	5	3%	172
BAY VUE NURSING AND REHABILITATION CENTER		161	10	6%	171
BROOKDALE FORT MYERS THE COLONY		167	4	2%	171
ROSECASTLE OF CITRUS		141	30	18%	171
US MEDICAL CARE, INC		154	17	10%	171
ARDEN COURTS OF LARGO FL, LLC		150	20	12%	170
GOOD SAMARITAN SOCIETY OF DELAND		159	11	6%	170
ALLSOUTH URGENT CARE		6	164	96%	170
FLAGLER COUNTY DETENTION CENTER		162	8	5%	170
FORT WALTON REHABILITATION CENTER		133	37	22%	170
CANTERFIELD OF OCALA, LLC		159	11	6%	170
FIRST CHOICE PEDIATRICS SEMORAN		84	86	51%	170
RITECARE MEDICAL CENTER		110	60	35%	170
DAIRY ROAD URGENT CARE	2	71	96	57%	169
Life Care Center of Orlando		164	5	3%	169
CENTRAL FLORIDA HEALTHCARE GROUP LLC		148	21	12%	169
QUICK CARE MED LLC	1	121	46	27%	168
PANAMA CITY DEVELOPMENTAL CENTER		168			168
TUSCAN GARDENS OF VENETIA MANAGEMENT COMPANY		155	13	8%	168
CONCORD LIFE SCIENCES LLC	1	149	17	10%	167
URGENT CARE OF THE PALM BEACHES, NORTH PALM BEACH			167	100%	167
ADVENT HEALTH CENTRA CARE - TEMPLE TERRACE	1	103	63	38%	167
AFTER HOURS PEDIATRICS INC	1	1	164	99%	166
BENDERSON FAMILY SKILLED NURSING AND		149	17	10%	166
BEACON AT GULF BREEZE, THE	2	155	9	5%	166
THE ARLINGTON OF NAPLES INC.		162	3	2%	165
EXOSOME DIAGNOSTICS	1	146	18	11%	165
GENE BY GENE		61	104	63%	165
NEW YORK CITY DEPARTMENT OF HEALTH & MENTAL		131	33	20%	164
OSPREY VILLAGE AT AMELIA ISLAND LTD		155	9	5%	164
NORTH FLORIDA INTERNAL MEDICINE PA		131	33	20%	164
SOUTH BALDWIN REGIONAL MEDICAL CENTER		153	11	7%	164
SUWANNEE VALLEY NURSING CENTER		150	14	9%	164
MEADOWCREST FAMILY PHYSICIANS		97	66	40%	163
TRI COUNTY NURSING HOME		162	1	1%	163
IMA MEDICAL GROUP		104	59	36%	163
ADVENTHEALTH EXPRESS CARE AT WESLEY CH		147	16	10%	163
HOSPICE OF ST FRANCIS INC		157	6	4%	163
BRADENTON HEALTH CARE		163			163
PRECISION GENETICS, INC		157	6	4%	163
JACKSONVILLE UNIVERSITY	1	149	12	7%	162
CITRUS HEALTH AND REHAB		128	33	20%	161
SOMERBY LAKE NONA		154	7	4%	161
WOODBIDGE FACILITY INC		156	5	3%	161

COVID-19: testing by laboratory

Data through Feb 25, 2021 verified as of Feb 26, 2021 at 09:25 AM

Data in this report are provisional and subject to change.

The numbers in the table below represent the number of Florida and non-Florida residents for whom test results were received by the Department of Health. A person can be tested by more than one laboratory and can have both positive and negative results. **Therefore, the sum of the numbers in each column will be larger than the total number of people tested.**

Reporting lab	Inconclusive	Negative	Positive	Percent positive	Total
BRIGHTON EGGERT PHARMACY INC		156	5	3%	161
BIOIQ		111	50	31%	161
CAYUGA MEDICAL CENTER AT ITHACA		156	5	3%	161
GREENBRIAR REHABILITATION AND NURSING CENTER	1	159			160
GLADES HEALTH CARE CENTER		157	3	2%	160
BROOKDALE PENSACOLA		159	1	1%	160
KEYSTONE REHAB		160			160
MIAMI VA HEALTHCARE SYSTEM			160	100%	160
HAWKINS FAMILY MEDICINE LLC	1	111	48	30%	160
ARCADIA HEALTH AND REHABILITATION CENTER		100	59	37%	159
WORKPLACE SCREENING INTELLIGENCE			159	100%	159
ROSECASTLE OF ZEPHRILLS		156	3	2%	159
MID FLORIDA PATHOLOGY LLC MOBILE UNIT #4		107	51	32%	158
EDWARD J HEALEY REHAB & NURSING CENTER		158			158
WUESTHOFF REF LABORATORY			158	100%	158
PATHWAY PHARMACY		126	32	20%	158
WESLEY HAVEN VILLA	1	122	34	22%	157
HIGHLANDS URGENT CARE			157	100%	157
GULF COAST MEDICAL CENTER		153	4	3%	157
SPRINGS AT LAKE POINTE WOODS		155	2	1%	157
Englewood Healthcare and Rehab		141	15	10%	156
BAY EDUCATORS WELLNESS CENTER		101	55	35%	156
TIMBERRIDGE NURSING HOME & REHAB		123	33	21%	156
FARAH MEDICAL		146	10	6%	156
CSL PLASMA		31	125	80%	156
COCOA BEACH/ADVENT CENTRA		41	114	74%	155
HUNT CLUB PEDIATRIC ASSOCIATES PA		99	56	36%	155
PRUITT HEALTH		153	2	1%	155
MOBILE INFIRMARY MED CENTER PATH LAB		140	15	10%	155
AZALEA TRACE PHYSICIAN SERVICES		153	1	1%	154
FAWCETT MEMORIAL HOSPITAL-LAB		39	115	75%	154
DIAMOND RIDGE		147	7	5%	154
PALMETTO FACILITY INC	1	153			154
KINDRED HOSPITAL THE PALM BEACHES		148	5	3%	153
BARTRAM CROSSING		153			153
HIALEAH SHORES NURSING AND REHAB CENTER		145	8	5%	153
DOCTORS MEMORIAL FAMILY PRACTICE	2	118	33	22%	153
PHYSICIANS REGIONAL MEDICAL CENTER - PINE RIDGE		19	133	88%	152
BRADEN RIVER REHABILITATION CENTER LLC		152			152
LAKEVIEW TERRACE RETIREMENT COMMUNITY		135	17	11%	152
PEDIATRIC SPECIALISTS MEDICAL GROUP	1	140	11	7%	152
ALTAMONTE MD			152	100%	152
PEDIATRICS OF GREATER ORLANDO		131	21	14%	152
STERLING HOUSE OF WINTER HAVEN		149	3	2%	152
COASTAL INTERNAL MEDICINE		114	37	25%	151
POINTE, THE		122	28	19%	150

COVID-19: testing by laboratory

Data through Feb 25, 2021 verified as of Feb 26, 2021 at 09:25 AM

Data in this report are provisional and subject to change.

The numbers in the table below represent the number of Florida and non-Florida residents for whom test results were received by the Department of Health. A person can be tested by more than one laboratory and can have both positive and negative results. **Therefore, the sum of the numbers in each column will be larger than the total number of people tested.**

Reporting lab	Inconclusive	Negative	Positive	Percent positive	Total
DOLPHIN POINTE HEALTH CARE LLC		132	18	12%	150
LABORATORY OF FLORIDA		97	53	35%	150
The Crossroads		149	1	1%	150
PRECISION HEALTH RESOURCES, LLC	1	133	15	10%	149
MIDWAY PRIMARY CARE, LLC	11	79	59	40%	149
MEDICATION ROOMS-CSU/CI NURSE STATION	1	137	11	7%	149
SUMMERFIELD EMERGENCY ROOM		111	37	25%	148
SUNNY HILLS ALF OF SEBRING INC		137	11	7%	148
ANCHOR CARE AND REHABILITATION CENTER		147	1	1%	148
KRYSTAL BAY NURSING AND REHABILITATION		144	4	3%	148
JUPITER MEDICAL CENTER URGENT CARE - STUART		108	39	27%	147
HIGHLANDS LAKE CENTER		143	4	3%	147
CHARTER SENIOR LIVING OF PANAMA CITY BEACH		126	21	14%	147
SEAGRASS VILLAGE FLEMING ISLAND		110	37	25%	147
GOLD CHOICE SENIOR COMMUNITIES		107	40	27%	147
REFUAH HEALTH CENTER LABORATORY		140	7	5%	147
WHITE WILSON MEDICAL CENTER IMMEDIATE CARE		43	103	71%	146
PBC FIREFIGHTER BENEFIT FUND WELLNESS CENTER		115	31	21%	146
CORE BIO LABS		76	70	48%	146
WRIGHTS HEALTH CARE AND REHABILITATION CENTER		116	30	21%	146
CARE CENTERS OF NASSAU		143	3	2%	146
NURSING PLUS OF BROWARD LLC		130	15	10%	145
PHYSICIAN PARTNERS PERRY		83	62	43%	145
PROVIDENCE HOSPITAL LABORATORY		137	8	6%	145
ARDEN COURTS OF DELRAY BEACH FL LLC	3	133	9	6%	145
VILLAGE PEDIATRICS LLC		120	25	17%	145
BROOKDALE CAPE CORAL		145			145
SIGNATURE HEALTHCARE OF ORANGE PARK		142	3	2%	145
MILLENNIUM LAB SERVICES			145	100%	145
REGENCY CARE OF BLOUNTSTOWN LLC		135	10	7%	145
MILLENNIUM PHYSICIAN GROUP LLC		124	21	14%	145
NCRNC INC		140	4	3%	144
WALGREENS 6221		127	17	12%	144
CRYSTAL RIVER HEALTH & REHAB		144			144
PALM BEACH COUNTY HEALTH DEPT LAB	4	134	6	4%	144
VIPEDIATRICS PLLC		131	12	8%	143
Quail Run Health Care Center		143			143
JEFFERY WEINZWEIG		2	141	99%	143
ADVENTHEALTH CENTRA CARE PONCIANA	1	81	61	43%	143
FLORIDA DEPARTMENT OF HEALTH IN TAYLOR COUNTY	1	101	41	29%	143
NO FLORIDA PEDIATRICS, PA - BRADFORD		116	27	19%	143
LABCORP BURLINGTON		110	32	23%	142
FHMG-FLORIDA HOSPITAL MEDICAL GROUP		120	22	15%	142
ST VINCENT'S AMBULATORY CARE INC DBA	2	122	18	13%	142
VENICE REGIONAL BAYFRONT HEALTH (PULMONARY)		126	16	11%	142
NAVARRE GARDENS LLC		117	25	18%	142

COVID-19: testing by laboratory

Data through Feb 25, 2021 verified as of Feb 26, 2021 at 09:25 AM

Data in this report are provisional and subject to change.

The numbers in the table below represent the number of Florida and non-Florida residents for whom test results were received by the Department of Health. A person can be tested by more than one laboratory and can have both positive and negative results. **Therefore, the sum of the numbers in each column will be larger than the total number of people tested.**

Reporting lab	Inconclusive	Negative	Positive	Percent positive	Total
OAKHURST CENTER		135	7	5%	142
JUPITER MEDICAL CENTER URGENT CENTER		110	32	23%	142
UNIVERSITY OF CENTRAL FLORIDA HEALTH SERVICES		141			141
UNITED CLINICAL LABORATORIES		132	9	6%	141
NOVARI CARE LLC		97	44	31%	141
SUNY UPSTATE MEDICAL UNIVERSITY		134	7	5%	141
CROSSWINDS HEALTH AND REHABILITATION CENTER	1	138	2	1%	141
JUNO DERMATOLOGY LLC		128	13	9%	141
OAKS OF KISSIMMEE HEALTH AND REHABILITATION CENTER		138	3	2%	141
PORT ST LUCIE REHABILITATION AND HEALTHCARE		98	43	30%	141
ALL FLORIDA FAMILY AND SPORTS MEDICINE		121	19	14%	140
GRAVITY DIAGNOSTICS, LLC		36	104	74%	140
WEDGEWOOD HEALTHCARE CENTER		92	48	34%	140
SONATA COCONUT CREEK	2	114	24	17%	140
ELLENTON PEDIATRICS PA		129	11	8%	140
PARTICLE THEORY LABS		127	12	9%	139
FAMILY EXTENDED CARE OF CENTRAL TAMPA		121	18	13%	139
Gulf Coast Healthcare (Longwood Health and Rehab		118	21	15%	139
PALM BEACH COUNTY FIREFIGHTERS HEALTH CLINIC, LLC		111	28	20%	139
Hampton Court Nursing and Rehabilitation Center		136	2	1%	138
AMERICAN PATHOLOGY PARTNERS		136	2	1%	138
ADVENTHEALTH HOSPICE CARE CENTRAL FLORIDA		135	3	2%	138
LabCorp L#09258090 M#09258105		74	64	46%	138
DAYSPRING VILLAGE		116	22	16%	138
ADVENT HEALTH CENTRA CARE - CITRUS PARK		9	128	93%	137
CRANE CENTER		106	31	23%	137
JACKSON COUNTY HEALTH DEPARTMENT		97	40	29%	137
LAKE REGIONAL URGENT CARE		9	128	93%	137
LORI MCAULIFFE MD PA		116	21	15%	137
DESOTO PALMS ALF		132	5	4%	137
Kindred Hospital South Florida Hollywood SNU		130	7	5%	137
ADVENT HEALTH CENTRA CARE - DELAND		28	109	80%	137
PPC-LAB EDI ORCHARD BI		129	8	6%	137
SEAVIEW NURSING AND REHABILITATION CENTER		136	1	1%	137
MANOR AT BLUEWATER BAY		131	6	4%	137
ADVENT HEALTH CENTRA CARE - ORANGE CITY	1	53	82	60%	136
VILLAGE PLACE NH LLC		112	24	18%	136
CLARE BRIDGE OF CAPE CORAL	1	135			136
SONATA DELRAY BEACH		125	11	8%	136
WEST COAST FAMILY MEDICAL CARE		105	31	23%	136
VIERA DEL MAR HEALTH AND REHABILITATION CENTER		132	4	3%	136
TUSCAN ISLE CHAMPIONSGATE OP CO LLC		133	2	1%	135
REGENCY PARK		117	18	13%	135
LONGWOOD HEALTH AND REHABILITATION CENTER		124	11	8%	135
GRAVITY DIAGNOSTICS		48	87	64%	135
PEDIATRIC CARE CENTER		135			135

COVID-19: testing by laboratory

Data through Feb 25, 2021 verified as of Feb 26, 2021 at 09:25 AM

Data in this report are provisional and subject to change.

The numbers in the table below represent the number of Florida and non-Florida residents for whom test results were received by the Department of Health. A person can be tested by more than one laboratory and can have both positive and negative results. **Therefore, the sum of the numbers in each column will be larger than the total number of people tested.**

Reporting lab	Inconclusive	Negative	Positive	Percent positive	Total
IRL MARKET LAB ALACHUA		104	31	23%	135
QUEENS HOSPITAL CENTER	1	126	8	6%	135
NAPHCARE, INC AT MANATEE COUNTY JAIL		109	25	19%	134
ADVANCED MEDICAL CENTER		86	48	36%	134
RDV SPORTSPLEX PEDIATRICS		113	21	16%	134
MED COMP SCIENCES		1	133	99%	134
DOCTOR'S IN HOUSE LABORATORY		18	116	87%	134
MV MEDICAL PRACTICE DBA PRIMARY URGENT CARE		127	7	5%	134
Nemours Children's Urgent Care		80	54	40%	134
VILLA MARIA WEST SKILLED NURSING FACILITY		126	7	5%	133
STAR CARE		115	18	14%	133
STEWART MEDICAL GROUP		34	99	74%	133
DB MD		118	15	11%	133
THE REHABILITATION CENTER OF LAKE CITY		127	5	4%	132
The Ponce Therapy Care Center		127	4	3%	131
CARENOW LAKE MARY		1	130	99%	131
THE WELLNESS CENTER AT LAKEWOOD RANCH		43	88	67%	131
INTEGRATED REGIONAL LABORATORIES		119	12	9%	131
CITRUS MEMORIAL HOSPITAL			131	100%	131
CENTRACARE		17	113	87%	130
BMHSI-AEL MICROBIOLOGY LABORATORY	2	102	25	19%	129
The Crossings		127	2	2%	129
FINNISH AMERICAN REST HOME-ALF		127	2	2%	129
TRI-COUNTY NURSING HOME		117	12	9%	129
MAINSTREAM DIAGNOSTIC LABORATORY LLC		110	19	15%	129
CARENOW URGENT CARE - LAKE MARY			129	100%	129
SOUTH CAMPUS FACILITY INC		122	7	5%	129
LIFE CARE CENTER OF ALTAMONTE SPRINGS		102	26	20%	128
CLEARWATER STATMED QUICK QUALITY CLINICS		38	90	70%	128
WILLOW BROOKE COURT AT AZALEA TRACE		127	1	1%	128
FOUNTAINS OF HOPE LLC, THE		127	1	1%	128
AMERICAN FAMILY MEDICAL LLC		88	39	31%	127
GESSLER CLINIC PA		98	29	23%	127
METROPOLITAN HOSPITAL CENTER		122	5	4%	127
HARBORCHASE OF VERO BEACH	1	111	15	12%	127
SHOAL CREEK REHABILITATION CENTER		85	42	33%	127
VENICE REGIONAL MEDICAL CENTER BAYFRONT HEALTH		53	73	58%	126
HEALTHPOINT MED GRP OF THE EMERALD COAST LLC		96	30	24%	126
ST AUGUSTINE HEALTH & REHAB CENTER		125	1	1%	126
DAYSRING SENIOR LIVING LLC		124	2	2%	126
CAREATC CITY OF TAMPA		101	25	20%	126
PROVISTA DIAGNOSTICS, INC		123	3	2%	126
AMERICAN HOUSE-BONITA SPRINGS		125	1	1%	126
ARDEN COURTS OF FORT MYERS		123	3	2%	126
HILLSBOROUGH COUNTY DEVELOPMENTAL CTR	1	117	8	6%	126
QUICK CARE MED PL CR		80	46	37%	126

COVID-19: testing by laboratory

Data through Feb 25, 2021 verified as of Feb 26, 2021 at 09:25 AM

Data in this report are provisional and subject to change.

The numbers in the table below represent the number of Florida and non-Florida residents for whom test results were received by the Department of Health. A person can be tested by more than one laboratory and can have both positive and negative results. **Therefore, the sum of the numbers in each column will be larger than the total number of people tested.**

Reporting lab	Inconclusive	Negative	Positive	Percent positive	Total
Lakeside Nursing and Rehabilitation Center	1	100	25	20%	126
WINDSOR OF LAKEWOOD RANCH,THE		123	2	2%	125
TGH URGENT CARE - SEMINOLE			125	100%	125
MANOR CARE OF PALM HARBOR		123	1	1%	124
THE CLUB AND REHABILITATION CENTER		123	1	1%	124
ARBOR GLEN AT ARBOR TRACE	2	113	9	7%	124
KINDRED HOSPITAL-BAY AREA-ST PETERSBURG LAB	1	117	6	5%	124
FLORIDA HEALTH CARE PLANS INC		1	123	99%	124
ALLCARE MEDICAL CENTERS PC		101	22	18%	123
NORTH FL SOUTH GA HCS-MALCOM RANDALL VAMC			123	100%	123
ISLAND HEALTH AND REHABILITATION CENTER		122	1	1%	123
FAWCETT MEMORIAL HOSPITAL LABORATORY			123	100%	123
SONNIS PEDIATRICS PA		110	13	11%	123
CLINICA HISPANA		1	122	99%	123
IQBAL A FARUQUI MD		91	32	26%	123
LIFE BRITE		107	16	13%	123
COQUINA CENTER		119	3	2%	122
PROMPT CARE OF CENTRAL FLORIDA			122	100%	122
THREE OAKS PHARMACY INC		109	13	11%	122
ADVENT HEALTH CENTRA CARE - BRANDON		31	91	75%	122
FLORIDA DEPARTMENT OF HEALTH IN LAKE COUNTY	1	78	42	35%	121
SEA PINES REHABILITATION HOSPITAL		120	1	1%	121
A PLUS PEDIATRICS		105	16	13%	121
PARKVIEW HEALTH		121			121
GENEDX		46	75	62%	121
URGENT CARE TCMA			121	100%	121
MEYER PEDIATRICS		107	13	11%	120
ARIZONA DEPARTMENT OF HEALTH SERVICES		5	115	96%	120
BROOKDALE JENSEN BEACH		117	3	3%	120
PALMS FACILITY INC		104	15	13%	119
BOSTON RED SOX CLUB LP		117	2	2%	119
MATHISON RETIREMENT COMMUNITY		114	5	4%	119
RESEARCH CENTERS OF AMERICA, LLC		97	22	18%	119
ISLAND URGENT CARE PLLC DBA AFC URGENT CARE		118	1	1%	119
WILLOWBROOKE COURT AT ST ANDREWS ESTATES		114	5	4%	119
GEORGE SAFRAN MD PC		107	11	9%	118
QUALITY URGENT CARE AND WELLNESS PL	3	83	32	27%	118
RDX BIOSCIENCE		60	58	49%	118
SH HERON EAST LLC		103	15	13%	118
PSL NAPLES BH OPERATIONS, LLC		118			118
Crystal Health & Rehab Center		112	6	5%	118
CITRUS MEMORIAL HEALTH SYSTEM LAB		2	116	98%	118
COASTAL HEALTH AND REHAB		110	8	7%	118
MINUTECLINIC DIAGNOSTIC OF RHODE ISLAND, LLC #729		114	4	3%	118
NEIGHBORHOOD MEDICAL CENTER		112	5	4%	117
CHERRY OAK PALM BEACH COUNTY		111	6	5%	117

COVID-19: testing by laboratory

Data through Feb 25, 2021 verified as of Feb 26, 2021 at 09:25 AM

Data in this report are provisional and subject to change.

The numbers in the table below represent the number of Florida and non-Florida residents for whom test results were received by the Department of Health. A person can be tested by more than one laboratory and can have both positive and negative results. **Therefore, the sum of the numbers in each column will be larger than the total number of people tested.**

Reporting lab	Inconclusive	Negative	Positive	Percent positive	Total
Avante at Melbourne		116	1	1%	117
SPRING HAVEN RETIREMENT	1	116			117
BELVEDERE COMMONS OF FORT WALTON BEACH		106	10	9%	116
NORTH BEACH REHABILITATION CENTER		114	2	2%	116
MACKOUL PEDIATRICS FORT MYERS		100	16	14%	116
LEE COUNTY SCHOOL DISTRICT	1	108	7	6%	116
WINDERMERE MEDICAL CENTER		112	4	3%	116
PANAMA PHARMACY	3	96	17	15%	116
HOBDAIRI FAMILY HEALTH LLC		81	35	30%	116
DIAGNOSTIC LABORATORY OF OKLAHOMA		92	23	20%	115
EAST NEW YORK DIAGNOSTIC AND TREATMENT		109	6	5%	115
SACRED HEART HEALTH SYSTEM INC		88	27	23%	115
TIFFANY HALL NURSING AND REHAB CENTER		106	9	8%	115
BROOKDALE COLONIAL PARK	2	112	1	1%	115
SUNFLOWER SPRINGS ASSISTED LIVING		105	10	9%	115
WALTON PLACE		115			115
ELAN BUENA VISTA		97	17	15%	114
CABANA AT JENSEN DUNES, THE		110	4	4%	114
BROWARD HEALTH CORAL SPRINGS EPIDEMIOLOGY DEPT		1	113	99%	114
JPR URGENT MEDICAL CARE		111	2	2%	113
D PEDIATRICS		98	15	13%	113
Courtyards of Orlando Care Center		101	12	11%	113
MCW MENTAL HEALTH LLC		111	2	2%	113
ADVENTHEALTH MEDICAL GROUP FAMILY MEDICINE AT		88	25	22%	113
WILLISTON PEDIATRICS PA		91	22	19%	113
TREASURE COAST MEDICAL ASSOCIATES		4	109	96%	113
Mt Sinai Aventura			112	100%	112
CLERMONT URGENT CARE			112	100%	112
Sandy Ridge Center for Rehabilitation and Healing		91	21	19%	112
GULFCOAST PEDIATRICS		104	8	7%	112
RIVERSIDE RECOVERY OF TAMPA		111	1	1%	112
ALLIED HEALTH FORT PIERCE		112			112
NADAL PEDIATRICS		86	26	23%	112
PROFESSIONAL URGENT CARE SERVICES		80	32	29%	112
JEFFERSON COUNTY HEALTH DEPARTMENT-MONTICELLO		80	31	28%	111
PHYSICIANS REGIONAL CLINIC		82	29	26%	111
ARBOR TERRACE ORTEGA LLC	2	107	2	2%	111
CLEVELAND CLINIC FOUNDATION		12	99	89%	111
WESTWOOD NURSING & REHAB		77	34	31%	111
THE COURTYARD ASSISTED LIVING		106	4	4%	110
MONTEFIORE MEDICAL CENTER LABORATORIES - MOSES		100	10	9%	110
TRADITION MEDICAL CENTER LABORATORY		48	62	56%	110
LAKE HOUSE ASSISTED LIVING		93	17	15%	110
MEASE COUNTRYSIDE HOSPITAL		1	109	99%	110
VITAS HEALTHCARE CORPORATION OF FLORIDA		107	3	3%	110
PINELLAS COUNTY JAIL			110	100%	110

COVID-19: testing by laboratory

Data through Feb 25, 2021 verified as of Feb 26, 2021 at 09:25 AM

Data in this report are provisional and subject to change.

The numbers in the table below represent the number of Florida and non-Florida residents for whom test results were received by the Department of Health. A person can be tested by more than one laboratory and can have both positive and negative results. **Therefore, the sum of the numbers in each column will be larger than the total number of people tested.**

Reporting lab	Inconclusive	Negative	Positive	Percent positive	Total
BENTON HOUSE AT OAKLEAF		80	30	27%	110
CCS - PAUL REIN DETENTION FACILITY		81	28	26%	109
RITE MEDICAL CARE PC		108	1	1%	109
SMILEY MEDICAL GROUP		80	29	27%	109
MG PORT CHARLOTTE II SUBTENANT LLC		98	11	10%	109
UNIVERSITY MEDICAL CENTER SUITES		96	13	12%	109
TGH URGENT CARE - TYRONE		2	107	98%	109
SUMMIT MEDICAL GROUP		99	9	8%	108
WALGREENS 4915		97	11	10%	108
L&S SENIOR CARE DBA ARCADIA OAKS	4	103	1	1%	108
KINDRED HOSPITAL MELBOURNE	1	103	4	4%	108
EVANS HEALTH CARE		106	2	2%	108
EMBRY RIDDLE AERONAUTICAL UNIVERSITY HEALTH SERVICES		1	107	99%	108
BIODESIX, INC.		79	28	26%	107
GRAND OAKS HEALTH & REHABILITATION		106	1	1%	107
NAVY HOSPITAL			107	100%	107
MD 365 MEDICAL CARE		106	1	1%	107
BAY VIEW HEALTHCARE		85	22	21%	107
PINELLAS CARE CENTER		78	29	27%	107
ADVENT HEALTH - PALM HARBOR ER		80	27	25%	107
HIGHLANDS MEDICAL CENTER		103	3	3%	106
NORTH FLORIDA EVALUATION AND TREATMENT CENTER	2	99	5	5%	106
SOLARIS SENIOR LIVING OF MERRITT ISLAND		102	4	4%	106
HEART OF FLORIDA REGIONAL MED CTR		35	71	67%	106
MINUTECLINIC LLC #4987		92	14	13%	106
PEDIATRIC ASSOCIATES AT ARGYLE PA		100	6	6%	106
ELMCROFT OF BELLA VITA		98	8	8%	106
PICH KTM CORP DBA MEDTOWN PHARMACY		89	16	15%	105
MEDICAL CONSULTANTS OF FLORIDA DBA	1	90	14	13%	105
SUNLIFE PHARMACY		99	6	6%	105
EAST RIDGE RETIREMENT VILLAGE INC		104			104
CLEAR MOLECULAR	2	100	2	2%	104
GRANDE, THE	2	98	4	4%	104
UNIVERSITY HEALTH SYSTEM INC		94	10	10%	104
VISTA MANOR		92	12	12%	104
PEDIATRIC CARE CENTER- JACKSONVILLE BEACH		75	29	28%	104
KINDRED HOSPITAL SOUTH FLORIDA		101	2	2%	103
HOSPICE OF THE TREASURE COAST		100	3	3%	103
North Lake Care Center		102	1	1%	103
FLAGLER COLLEGE HEALTH SERVICES		75	28	27%	103
SOUTH BALDWIN MEDICAL CENTER GULF SHORES		82	21	20%	103
PREDICTIVE LABORATORIES, INC	1	90	12	12%	103
AMERICAN HOUSE COCONUT POINT		89	13	13%	102
MAGNOLIA MEDICAL CLINIC		11	91	89%	102
FHMG LAKE MARY PEDS		88	14	14%	102
LATE HOURS URGENT CARE		58	44	43%	102

COVID-19: testing by laboratory

Data through Feb 25, 2021 verified as of Feb 26, 2021 at 09:25 AM

Data in this report are provisional and subject to change.

The numbers in the table below represent the number of Florida and non-Florida residents for whom test results were received by the Department of Health. A person can be tested by more than one laboratory and can have both positive and negative results. **Therefore, the sum of the numbers in each column will be larger than the total number of people tested.**

Reporting lab	Inconclusive	Negative	Positive	Percent positive	Total
FIRSTCARE CLINIC		47	55	54%	102
ALL MY KIDS PEDIATRICS INC		75	27	26%	102
WELLSNOW URGENT CARE PC		102			102
HOSPICE OF THE EMERALD COAST INC - PANAMA CITY	2	92	7	7%	101
DIATHERIX LABORATORIES		60	41	41%	101
ROHR HOME		98	3	3%	101
APLS SERVICES LLC D/B/A CLEAR DIAGNOSTICS	10	91			101
MY CLINICAL LAB INC		17	84	83%	101
FAMILY MEDICAL CARE OF PALM BEACH		41	60	59%	101
BROOKDALE VERO BEACH SOUTH AL		101			101
KINDRED HOSPITAL - SOUTH FLORIDA		98	3	3%	101
ALTERNATIVE LIVING, INC DBA TWIN CITIES PAVILION		98	3	3%	101
Consulate Health Care of Port Charlotte		98	2	2%	100
CCS - BROWARD COUNTY JAIL		94	6	6%	100
Centre Pointe Health and Rehabilitation Center		89	11	11%	100
DOUGLAS T JACOBSON STATE VETERANS HOME		100			100
CENTRAL FLORIDA HEALTH CARE		47	52	53%	99
SEMINOLE TRIBE OF FLORIDA		79	20	20%	99
VIERA HOSPITAL			99	100%	99
BREVARD HEALTH ALLIANCE INC, THE		93	6	6%	99
GLOBAL CENTRAL LABS AT PPD	2	88	9	9%	99
WHITE PLAINS HOSPITAL CENTER LAB		95	4	4%	99
VILLAS OF HOLLY BROOK - BRADENTON 14TH		99			99
EMERALD COAST CENTER		96	3	3%	99
Cross Landings Health and Rehabilitation		97	1	1%	98
ISLAND DOCTORS		12	86	88%	98
SUMMIT MEDICAL GROUP PA		88	10	10%	98
LANDMARK, THE		48	50	51%	98
CHARLES CROFT MD	1	96	1	1%	98
FLORIDA MEDICAL CLINIC LLC		55	43	44%	98
PLAZA OF HALLANDALE BEACH		98			98
URINEGOODHANDS LLC		96	2	2%	98
SEMINOLE COUNTY HEALTH DEPARTMENT		79	19	19%	98
SANIBEL INTERNAL MEDICINE, LLC		95	3	3%	98
SEMINOLE SPORTS AND FAMILY MEDICINE		87	11	11%	98
WESTCHESTER MEDICAL CENTER		95	3	3%	98
FLORIDA COMMUNITY HEALTH CENTERS INC			98	100%	98
ST MARK ASSISTED LIVING CENTER	1	85	12	12%	98
J FRANK AVEY MD		77	20	21%	97
PRIME HEALTH OF NORTH PORT LLC		86	11	11%	97
WILTON MANORS HEALTH & REHABILITATION CENTER		88	9	9%	97
RIDGEWOOD DIAGNOSTIC LABORATORY		92	5	5%	97
ARBOR TRAIL		77	20	21%	97
ST PETERSBURG PEDIATRICS-MLK JUNIOR BLVD		89	8	8%	97
MACADAMS HOME HEALTH AGENCY		96	1	1%	97
A2Z DIAGNOSTICS		96	1	1%	97

COVID-19: testing by laboratory

Data through Feb 25, 2021 verified as of Feb 26, 2021 at 09:25 AM

Data in this report are provisional and subject to change.

The numbers in the table below represent the number of Florida and non-Florida residents for whom test results were received by the Department of Health. A person can be tested by more than one laboratory and can have both positive and negative results. **Therefore, the sum of the numbers in each column will be larger than the total number of people tested.**

Reporting lab	Inconclusive	Negative	Positive	Percent positive	Total
HEALTH CENTERS AT BRENTWOOD		96	1	1%	97
BAYSHORE MEMORY CARE		96			96
PruittHealth Fleming Island		84	12	13%	96
PEDIATRIC ASSOCIATES ORLANDO		82	14	15%	96
MARKET STREET VIERA		95	1	1%	96
CAREMOUNT MEDICAL - PATHOLOGY		92	4	4%	96
HEARTLAND PHARMACY LAKE PLACID, INC		71	25	26%	96
DEVANSH LAB WERKS INC		79	16	17%	95
THE TERRACE OF KISSIMMEE		80	15	16%	95
CROSS CITY REHABILITATION AND HEALTH CARE CENTER		72	23	24%	95
SIGNATURE HEALTHCARE OF PORT CHARLOTTE		88	7	7%	95
SENIOR LIVING VII TAMPA LLC	1	85	9	9%	95
325TH MEDICAL GROUP		83	12	13%	95
ORLANDO LUTHERAN TOWERS ASSISTED LIVING		95			95
OPPENHEIMER PLASTIC SURGERY LLC		89	5	5%	94
CONSULATE HEALTH CARE OF SARASOTA	1	93			94
KINDRED HOSPITAL NORTH FLORIDA	3	86	5	5%	94
SUNSHINE GARDENS		93	1	1%	94
MIAMI BEACH COMMUNITY HEALTH CENTER		1	93	99%	94
DIAGNOSTIC SOLUTIONS		3	91	97%	94
PANCARE HEALTH GULF COUNTY		68	26	28%	94
ADVENTHEALTH MEDICAL GROUP PRIMARY CARE		89	4	4%	93
EMERALD COAST PEDIATRICS & ADOL		82	11	12%	93
Golfview Healthcare Center		90	3	3%	93
EC OPCO CARROLLWOOD LLC		87	6	6%	93
PENNSYLVANIA DEPT OF HEALTH		21	72	77%	93
KALEIDA HEALTH CENTER FOR LABORATORY		87	6	6%	93
HAZELDEN FLORIDA	1	89	3	3%	93
HURLBURT FIELD CLINIC		39	54	58%	93
HARBORCHASE OF NAPLES		79	13	14%	92
ARBOR TERRACE SAN JOSE LLC	3	87	2	2%	92
ADVENT HEALTH CENTRA CARE - WATERMAN		79	13	14%	92
MINNESOTA TWINS		87	5	5%	92
Peninsula Care and Rehab		80	12	13%	92
SEVEN HILLS HEALTH AND REHABILITATION CENTER		76	16	17%	92
FLORIDA STATE HOSPITAL CLINICAL LABORATORY		92			92
KORGENE LAB	1	23	68	74%	92
LAKELAND REGIONAL HEALTH LAKE MIRIAM		50	42	46%	92
LECONTE MEDICAL CENTER LAB		73	19	21%	92
HERON CLUB AT PRESTANCIA		89	2	2%	91
BAHIA OAKS LODGE		85	6	7%	91
ESCAMBIA COUNTY JAIL	1	64	26	29%	91
TUSCAN ISLE OPERATING COMPANY LLC DBA		88	3	3%	91
QPS, LLC		87	3	3%	90
CVS		21	69	77%	90
MAGNOLIA DIAGNOSTIC		2	88	98%	90

COVID-19: testing by laboratory

Data through Feb 25, 2021 verified as of Feb 26, 2021 at 09:25 AM

Data in this report are provisional and subject to change.

The numbers in the table below represent the number of Florida and non-Florida residents for whom test results were received by the Department of Health. A person can be tested by more than one laboratory and can have both positive and negative results. **Therefore, the sum of the numbers in each column will be larger than the total number of people tested.**

Reporting lab	Inconclusive	Negative	Positive	Percent positive	Total
KEYS MEDICAL GROUP			90	100%	90
PALMS EDGE	1	83	6	7%	90
JOHN KNOX VILLAGE OF FLORIDA ALF	1	85	4	4%	90
ST PETERSBURG PEDIATRICS-SEMINOLE		76	13	15%	89
NORTH FLORIDA SPINE AND WELLNESS		69	20	22%	89
ESCAMBIA COUNTY JAIL DETENTION DIVISION		86	3	3%	89
FREEDOM INN AT TARPON SPRINGS		82	7	8%	89
LABCORP RTP		34	55	62%	89
HEARTLAND HEALTHCARE AND REHAB CENTER		67	22	25%	89
STUART LODGE LIVING LLC		66	23	26%	89
VITAS HEALTHCARE		79	10	11%	89
F&T MEDICAL RESEARCH, INC		89			89
PREMIER MEDICAL CENTER LLC		89			89
SURFSIDE URGENT CARE		72	17	19%	89
GOVERNOR'S CREEK HEALTH & REHABILITATION		87	1	1%	88
NSPIRE HEALTHCARE TAMARAC		80	8	9%	88
HOSPICE OF MARTIN & ST LUCIE, INC		85	3	3%	88
East Bay Rehabilitation Center		54	34	39%	88
DELAND WELLNESS CENTER			88	100%	88
PEDIATRICS IN BREVARD PA- ROCKLEDGE		54	34	39%	88
ATRIUM AT LIBERTY PARK		84	4	5%	88
AVERO DIAGNOSTICS		64	24	27%	88
LAKE GIBSON VILLAGE, LLC		85	3	3%	88
CENTURY CENTER FOR REHABILITATION & HEALING		69	18	21%	87
ATMORE COMMUNITY HOSPITAL LABORATORY		63	24	28%	87
BRANDON HEALTH AND REHABILITATION CENTER	1	85	1	1%	87
PACIFIC ANALYTICS			87	100%	87
PENSACOLA DEVELOPMENTAL CENTER		67	19	22%	86
MINUTECLINIC DIAGNOSTIC OF SOUTH CAROLINA, LLC		70	16	19%	86
DISCOVERY VILLAGE AT THE FORUM		86			86
CALADIUM PEDIATRICS		78	8	9%	86
SOUTH GEORGIA MEDICAL CENTER		48	38	44%	86
ARDEN COURTS OF LELY PALMS		84	2	2%	86
HAWTHORN HOUSE		72	14	16%	86
NORTH SHORE MEDICAL LABS	1	78	7	8%	86
LIFE CARE CENTER OF JACKSONVILLE		64	21	25%	85
ADVANCED EMURGENT CARE		27	58	68%	85
BAPTIST MEDICAL CENTER SOUTH		69	16	19%	85
ST JOSEPH'S HOSPITAL LABORATORY			85	100%	85
W. FRANK WELLS NURSING HOME		84	1	1%	85
WALGREENS #12673		82	3	4%	85
MIAMI SHORES NURSING & REHAB		85			85
AVANTE AT OCALA INC		55	30	35%	85
ERIE COUNTY MEDICAL CTR CLINICAL LABS		81	4	5%	85
EPWORTH VILLAGE RETIREMENT COMMUNITY		84			84
MICRO PATH LABORATORIES INC		82	2	2%	84

COVID-19: testing by laboratory

Data through Feb 25, 2021 verified as of Feb 26, 2021 at 09:25 AM

Data in this report are provisional and subject to change.

The numbers in the table below represent the number of Florida and non-Florida residents for whom test results were received by the Department of Health. A person can be tested by more than one laboratory and can have both positive and negative results. **Therefore, the sum of the numbers in each column will be larger than the total number of people tested.**

Reporting lab	Inconclusive	Negative	Positive	Percent positive	Total
Baldwin Pediatrics		73	11	13%	84
PINES OF SARASOTA GARDEN		84			84
ARBOR OAKS AT TYRONE	8	73	3	4%	84
STONY BROOK UNIVERSITY MEDICAL CENTER		70	14	17%	84
SUPERIOR RESIDENCES OF LECANTO		69	15	18%	84
Winter Garden Rehab and Nursing Facility		73	11	13%	84
NITE LITE PEDIATRICS - JACKSONVILLE		76	8	10%	84
CLYDE E LASSEN STATE VETERANS NURSING HOME		59	25	30%	84
CANOPY ON BERRYHILL, THE		51	32	39%	83
LABFIRST - DEPARTMENT OF PATHOLOGY		79	4	5%	83
BAY REGIONAL URGENT CARE	1	47	35	42%	83
GRAND OAKS OF JENSEN BEACH LLC		82	1	1%	83
LAFAYETTE NURSING AND REHABILITATION CENTER		81	2	2%	83
LEE MEMORIAL HEALTH SYSTEM HEALTH FAIR		78	5	6%	83
LABCORP EMPLOYER SERVICES		82	1	1%	83
Lexington Health and Rehabilitation Center		82			82
LAB		29	53	65%	82
BRILLIANCE ASSISTED LIVING		65	17	21%	82
MINUTECLINIC DIAGNOSTIC		76	6	7%	82
THE PAVILION FOR HEALTH CARE		72	10	12%	82
WINDSOR OAKS		81	1	1%	82
PORT CHARLOTTE REHABILITATION CENTER		69	13	16%	82
EAST ALABAMA MEDICAL CENTER LABORATORY		70	12	15%	82
A COUNTRY PLACE ASSISTED LIVING FACILITY		80	2	2%	82
HUNTSVILLE HOSPITAL LABORATORY		56	25	31%	81
BONITA PHARMACY		75	6	7%	81
MOOSEHAVEN LIFE CARE CENTER		81			81
CARE CENTERS OF NASSAU, LLC - HENDRICKS RD		81			81
MEMORY CARE OF NAPLES		81			81
CHURCH OF SCIENTOLOGY FLAG SERVICE ORGANIZATION		79	2	2%	81
GIBBENS FAMILY MEDICAL, LLC		63	18	22%	81
CARE RESOURCE COMMUNITY HEALTH CENTERS INC		79	2	2%	81
BIO-TECH CLINICAL LABORATORIES		41	40	49%	81
UNIVERSTIY CENTER MEDICAL LLC DBA	1	76	4	5%	81
CATHOLIC HEALTH SYSTEM DEPT LABORATORY		78	2	3%	80
BAYCARE HEALTH SYSTEMS		2	78	98%	80
NEW SMYRNA BEACH URGENT CARE			80	100%	80
ASHRAF MEDICAL GROUP PLLC DBA PULSE MD		77	3	4%	80
TURNING POINT OF TAMPA		74	6	8%	80
BALMORAL TENANT SERVICES INC	1	43	35	44%	79
CBS LABS OF TAMPA LLC		3	76	96%	79
SONATA WEST		77	2	3%	79
LONG TERM CARE OF JAY, LLC		58	21	27%	79
ACE BIOMEDICAL LABS LLC		66	13	16%	79
CAN COMMUNITY HEALTH		78	1	1%	79
PLYMOUTH HOME FOR ADULTS, INC.	8	70	1	1%	79

COVID-19: testing by laboratory

Data through Feb 25, 2021 verified as of Feb 26, 2021 at 09:25 AM

Data in this report are provisional and subject to change.

The numbers in the table below represent the number of Florida and non-Florida residents for whom test results were received by the Department of Health. A person can be tested by more than one laboratory and can have both positive and negative results. **Therefore, the sum of the numbers in each column will be larger than the total number of people tested.**

Reporting lab	Inconclusive	Negative	Positive	Percent positive	Total
VETERANS AFFAIRS MEDICAL CENTER - PALO ALTO		28	51	65%	79
EDGEWATER AT WATERMAN VILLAGE		78	1	1%	79
LAKE MORTON PLAZA		75	3	4%	78
CHAMBREL AT ISLAND LAKE		75	3	4%	78
FLORIDA DEPARTMENT OF HEALTH IN WALTON COUNTY		65	13	17%	78
Madison Health and Rehabilitation Center		42	36	46%	78
MD 365 MEDICAL CARE PLLC		78			78
BEACHES PEDIATRICS PA		72	5	6%	77
DEBARY HEALTH AND REHABILITATION CENTER		75	2	3%	77
PARK OF THE PALMS INC		77			77
HEALTH FIRST - PALM BAY HOSPITAL		2	75	97%	77
TRUE NORTH HEALTH NAVIGATION LLC DBA DISPATCHHEALTH	1	60	16	21%	77
ORANGE CITY NURSING AND REHAB		75	2	3%	77
CORNERSTONE MEDICAL CARE OF BRANDON PL		64	13	17%	77
DYNAMIC MEDICAL USA			76	100%	76
ROSECASTLE AT DELANEY CREEK		75	1	1%	76
CENTRAL BALDWIN IMMEDIATE CARE & FAMILY PRACTICE		58	18	24%	76
WALGREENS 9627		70	6	8%	76
WINDSOR REFLECTIONS		75	1	1%	76
S-H THIRTY-FIVE OPCO- PORT ST LUCIE, LLC	1	75			76
EXPERTUS LABORATORIES INC		24	52	68%	76
BAY PINES MEDICAL ASSOCIATES		1	75	99%	76
CLINICAL PATHOLOGY ASSOCIATES-SONIC REFERENCE LAB		76			76
MOBILE PHYSICIAN SERVICES INC		68	8	11%	76
EMERALD COAST BEHAVIORAL HOSPITAL		70	6	8%	76
NORTH PORT REHABILITATION AND NURSING CENTER		75	1	1%	76
FLORIDA PEDIATRIC GROUP		27	48	64%	75
PROMEDICA LABORATORIES		21	54	72%	75
ADVENTHEALTH EXPRESSCARE		45	30	40%	75
AU HEALTH		61	14	19%	75
BOND CLINIC PA		43	32	43%	75
ST VINCENT'S BIRMINGHAM		68	6	8%	74
NOAH CLINICAL LABORATORY		63	11	15%	74
HUNTINGTON HOSPITAL LABORATORY		71	3	4%	74
LAKE HOWELL FAMILY MEDICINE ASSOCIATES		63	11	15%	74
BERNHARDT LABORATORIES	1	32	41	55%	74
LENOX HILL HOSPITAL		68	6	8%	74
BROOKDALE OVIEDO		72	2	3%	74
BROWARD HEALTH MEDICAL CENTER		3	71	96%	74
FLORIDA ATLANTIC UNIVERSITY		71	3	4%	74
LAB PLUS, LLC AT SAINT THOMAS WEST HOSPITAL		59	14	19%	73
SIMED LABORATORY		57	16	22%	73
SCOTT LAKE HEALTH AND REHABILITATION CENTER		71	2	3%	73
TOTAL CARE PLUS LLC			73	100%	73
MINUTECLINIC DIAGNOSTIC OF NORTH CARO		65	8	11%	73
CONSULATE HEALTH CARE - LAKE MARY		72	1	1%	73

COVID-19: testing by laboratory

Data through Feb 25, 2021 verified as of Feb 26, 2021 at 09:25 AM

Data in this report are provisional and subject to change.

The numbers in the table below represent the number of Florida and non-Florida residents for whom test results were received by the Department of Health. A person can be tested by more than one laboratory and can have both positive and negative results. **Therefore, the sum of the numbers in each column will be larger than the total number of people tested.**

Reporting lab	Inconclusive	Negative	Positive	Percent positive	Total
BROWARD HEALTH MEDICAL CENTER CLINICAL LAB			73	100%	73
BLISS HEALTHCARE SERVICES	1	50	22	30%	73
WATERCREST ST LUCIE WEST	1	69	3	4%	73
ALTAMONTE PEDIATRIC ASSOCIATES		31	41	57%	72
CRAIG BERGER MD PL D/B/A BAY AREA EYE INSTITUTE		72			72
MENORAH HOUSE		71	1	1%	72
HAVEN OF OUR LADY OF PEACE		72			72
HOLMES COUNTY HEALTH DEPARTMENT	1	57	13	18%	71
MINUTECLINIC DIAGNOSTIC OF OHIO LLC		55	16	23%	71
KINDRED AT HOME		62	9	13%	71
MINUTECLINIC DIAGNOSTIC OF TEXAS, LLC		64	7	10%	71
HARBOR BEACH NURSING AND REHABILITATION CENTER		68	3	4%	71
STERLING HOUSE OF TALLAHASSEE	3	62	6	8%	71
FIRST CHOICE PEDIATRICS INC		65	6	8%	71
NORTH FLORIDA PEDIATRICS		57	14	20%	71
QUALITY URGENT CARE AND WELLNESS		40	31	44%	71
PUBLIC SQUARE PHARMACY LLC		54	17	24%	71
WALGREENS 2941		68	3	4%	71
FHMG- FLORIDA HOSPITAL MEDICAL GROUP		61	10	14%	71
PANIRA HEALTHCARE CLINIC		2	69	97%	71
AMMON LABS		61	10	14%	71
ADVANCED LAB		67	4	6%	71
CRESTVIEW URGENT CARE		5	65	93%	70
SUNCOAST COMMUNITY HEALTH CENTERS PEDIATRICS		21	49	70%	70
OAK MANOR NURSING HOME		66	4	6%	70
LAKE WALES OPERATING GROUP LLC		65	5	7%	70
RARITAN BAY PERTH AMBOY		63	7	10%	70
CATHOLIC HEALTH SERVICES REGIONAL LAB		63	7	10%	70
ADVENT HEALTH - LAKE MARY		60	10	14%	70
Highlands Regional Hospital		63	7	10%	70
LANDMARK HOSPITAL SOUTHWEST FLORIDA LLC		67	3	4%	70
JERICO URGENT CARE		67	3	4%	70
SUMMIT AT VENICE	2	63	5	7%	70
BARBARA O'REILLY MD PA		66	3	4%	69
CP/AIG PENSACOLA DEVELOPMENT LLC		66	3	4%	69
USF HEALTH MORSANI CENTER		5	64	93%	69
PENSACOLA PEDIATRICS - PACE		61	8	12%	69
MEMORIAL MANOR		69			69
PARKSIDE INN	3	64	2	3%	69
PLANTATION GENERAL HOSPITAL CLINICAL LAB		26	43	62%	69
HERITAGE HEALTHCARE AND REHABILITATION CENTER		69			69
SAN JOSE SENIOR CARE LLC	1	43	25	36%	69
BARRY UNIVERSITY STUDENT HEALTH SERVICES		37	31	46%	68
GV NAPLES OPCO, LLC		67	1	1%	68
AEL- MEMPHIS		17	51	75%	68
SUNCOAST OPTIMAL WELLNESS		23	45	66%	68

COVID-19: testing by laboratory

Data through Feb 25, 2021 verified as of Feb 26, 2021 at 09:25 AM

Data in this report are provisional and subject to change.

The numbers in the table below represent the number of Florida and non-Florida residents for whom test results were received by the Department of Health. A person can be tested by more than one laboratory and can have both positive and negative results. **Therefore, the sum of the numbers in each column will be larger than the total number of people tested.**

Reporting lab	Inconclusive	Negative	Positive	Percent positive	Total
MINUTECLINIC DIAGNOSTIC OF SOUTH CARO		57	11	16%	68
Avante at St Cloud, Inc.		66	2	3%	68
EISENHOWER ARMY MEDICAL CENTER		61	7	10%	68
BROOKDALE BONITA SPRINGS		67	1	1%	68
STONY BROOK SOUTHAMPTON		67	1	1%	68
ASSOCIATED CLINICAL LABORATORIES		60	8	12%	68
MD LABS		40	27	40%	67
GENPATH			67	100%	67
PANCARE HEALTH - MALONE CLINIC		60	7	10%	67
COOPER FAMILY MEDICAL PLLC		50	17	25%	67
BIG BOCA SMILES LLC□		65	2	3%	67
AHEC CLINIC		7	60	90%	67
MEASE MANOR INC		63	4	6%	67
CL BRUMBACK PRIMARY CARE CLINICS		16	50	76%	66
PUTNAM COUNTY SHERIFFS OFFICE		60	6	9%	66
G & R HEALTH MART PHARMACY		54	12	18%	66
MEDEX MEDICAL EXPRESS OF PALATKA			66	100%	66
TITUSVILLE FAMILY PRACTICE		16	50	76%	66
MED EXPRESS		6	60	91%	66
AMERICAN FAMILY MEDICAL		53	13	20%	66
INDIGO MANOR□		22	44	67%	66
VETERANS AFFAIRS MEDICAL CENTER - GULF COAST		27	38	58%	65
JENNIFER J CHIAVETTA-GRLSANTI DC		52	13	20%	65
BROOKDALE CENTRE POINTE	1	64			65
ISLAND COAST PEDIATRICS		58	7	11%	65
BOND CLINIC DR ELDEEB		35	30	46%	65
SOMERBY OF SANTA ROSA BEACH		56	9	14%	65
SUMMER VISTA ASSISTED LIVING		38	27	42%	65
OKEECHOBEE URGENT CARE		17	48	74%	65
PENSACOLA PEDIATRICS MILTON		56	9	14%	65
BISHOP GRADY VILLAS		63	2	3%	65
TREASURE COAST FORENSIC TREATMENT CTR		44	21	32%	65
TRINITY AL SENIOR HOUSING LLC□		45	19	30%	64
EC OPCO PENSACOLA, LLC		63	1	2%	64
NEMOURS CHILDRENS PRIMARY CARE OVIEDO		51	13	20%	64
Stratford Court of Palm Harbor		54	10	16%	64
WADSWORTH HEALTH CENTER		61	3	5%	64
MID FLORIDA PRIMARY CARE PA		51	13	20%	64
JOSEPH L MORSE GERIATRIC CENTER	2	59	3	5%	64
NORTH SHORE UNIVERSITY HOSPITAL LABORATORY		58	6	9%	64
CORAL GABLES HOSPITAL			64	100%	64
ADVENT HEALTH CENTRA CARE - WINTER GARDEN		18	46	72%	64
GREENLEAF ALF		63	1	2%	64
NXGEN MDX		20	44	69%	64
PRIMECARE AT TWIN LAKES		1	63	98%	64
OUT OF STATE		40	24	38%	64

COVID-19: testing by laboratory

Data through Feb 25, 2021 verified as of Feb 26, 2021 at 09:25 AM

Data in this report are provisional and subject to change.

The numbers in the table below represent the number of Florida and non-Florida residents for whom test results were received by the Department of Health. A person can be tested by more than one laboratory and can have both positive and negative results. **Therefore, the sum of the numbers in each column will be larger than the total number of people tested.**

Reporting lab	Inconclusive	Negative	Positive	Percent positive	Total
JACOBI MEDICAL CENTER		60	4	6%	64
EXPRESS DOCS LLC			64	100%	64
MINUTECLINIC DIAGNOSTIC OF NORTH CAROL		54	9	14%	63
MEDI CLINIC SARASOTA INC		62	1	2%	63
ORANGE PARK PEDIATRICS		55	8	13%	63
VIERA HEALTH AND REHABILITATION CENTER		62	1	2%	63
APC PEDIATRICS AT RYE ROAD MEDICAL PARK		63			63
MED ONE AT SAINT AUGUSTINE		33	30	48%	63
MEDRITE URGENT CARE		52	11	17%	63
NOMI HEALTH LAB SERVICES LLC		5	58	92%	63
LUTHERAN HAVEN ASSISTED LIVING		63			63
ARDEN COURTS OF PALM HARBOR		47	16	25%	63
MISIR DRUGS LLC		51	12	19%	63
BEEHIVE HOMES OF GULF BREEZE		47	16	25%	63
SAMFORD UNIVERSITY HEALTH SERVICES		61	1	2%	62
LAKE CITY VA MEDICAL CENTER			62	100%	62
ARDEN COURTS OF SARASOTA		46	16	26%	62
LAKELAND REGIONAL HEALTH		38	24	39%	62
OVERLOOK HOSPITAL LABORATORY		57	5	8%	62
SOUTH LAKE PEDIATRICS		60	2	3%	62
Summit Medical Group, Pa DbA Citymd		56	6	10%	62
MENTAL HEALTH CARE INC		53	9	15%	62
MORTON PLANT HOSPITAL NURSING		1	60	98%	61
PEDIATRIC SERVICES OF AMERICA INC		59	2	3%	61
EMERALD COAST HOSPICE		60	1	2%	61
Winter Park Care and Rehab		60	1	2%	61
AEGIS MEDICAL GROUP		46	15	25%	61
BURRY'S PHARMACY INC		37	24	39%	61
WEST		47	14	23%	61
BROOKDALE PALM COAST		61			61
KEYSTYLE LIVING LLC	1	59	1	2%	61
HARMONY CLINIC		1	60	98%	61
WASHINGTON REHABILITATION AND NURSING CENTER		51	10	16%	61
CINNAMON COVE ALF		59	1	2%	60
PALM BAY HOSPITAL			60	100%	60
TWIN CREEKS ASSISTED LIVING & MEMORY CARE		57	3	5%	60
PANCARE HEALTH - FREEPORT CLINIC SUITE B		51	9	15%	60
THE PRESERVE AT CLEARWATER		58	2	3%	60
NORTH FLORIDA MEDICAL CENTER		56	4	7%	60
PALM BAY URGENT CARE		28	32	53%	60
RAPID RELIABLE TESTING NY LLC		55	5	8%	60
DELCARE PA		45	15	25%	60
AFTER HOURS PEDIATRICS			60	100%	60
WILSON MEMORIAL REGIONAL MEDICAL CENTER		56	4	7%	60
HERNANDO COUNTY FIRE RESCUE DISTRICT		26	34	57%	60
THOMAS INTERNAL MEDICINE		50	10	17%	60

COVID-19: testing by laboratory

Data through Feb 25, 2021 verified as of Feb 26, 2021 at 09:25 AM

Data in this report are provisional and subject to change.

The numbers in the table below represent the number of Florida and non-Florida residents for whom test results were received by the Department of Health. A person can be tested by more than one laboratory and can have both positive and negative results. **Therefore, the sum of the numbers in each column will be larger than the total number of people tested.**

Reporting lab	Inconclusive	Negative	Positive	Percent positive	Total
ADVENT HEALTH - PALM COAST		1	58	98%	59
ADVENT HEALTH CENTRA CARE - EAST ORLANDO		30	29	49%	59
FERN PARK DEVELOPMENTAL CENTER		5	54	92%	59
WAVE CREST HEALTH AND REHABILITATION CENTER		57	2	3%	59
RITECARE MED CTR H			59	100%	59
BIOTECH		52	7	12%	59
BOND AND STEELE CLINIC, PA		48	11	19%	59
TBI RESIDENTIAL SERVICES, INC.		48	11	19%	59
FLORIDA HEALTH CARE		8	51	86%	59
CARDIOLOGY AND MEDICINE ASSOCIATES		43	16	27%	59
LEVY COUNTY DEPARTMENT OF HEALTH		42	17	29%	59
INTERNAL LAB		50	9	15%	59
COLLIER PHARMACY		50	9	15%	59
MILLENIUM PHYSICIANS GROUP		1	58	98%	59
LPG CONVENIENT CARE AT PINE ISLAND ROAD		52	6	10%	58
UHEALTH AT FISHER ISLAND			58	100%	58
SONATA BOCA RATON		54	4	7%	58
MICHIGAN DEPARTMENT OF HEALTH AND HUMAN SERVICES	1		57	98%	58
THE CANOPY AT BERRYHILL		58			58
BHA CENTRAL COUNTY CLINIC		37	21	36%	58
WILLIAM OWEN PASS PARK		55	3	5%	58
Margate Health and Rehabilitation Center		56	2	3%	58
NORTHEAST FLORIDA STATE HOSP-NURSING		56	1	2%	57
KAPG FLEMING ISLAND SENIOR HOUSING OPCO LLC	1	56			57
TROY REGIONAL MEDICAL CENTER		46	11	19%	57
LIFESTREAM BEHAVIORIAL CENTER		38	19	33%	57
Palms at Ponte Vedra Assisted Living and Memory Care		54	3	5%	57
INNOVATIVE GENOMICS, LLC		38	19	33%	57
ALZHEIMERS CARE CENTER OF VIERA LTD		37	20	35%	57
MALCOM RANDALL DEPT OF VAMC			57	100%	57
SOS MOBILE MEDICAL CARE LLC		46	11	19%	57
HORIZON ALF		56	1	2%	57
ASCENSION SACRED HEART BAY LABORATORY		54	3	5%	57
GRAND ST PAUL CVS		57			57
TUKA PEDIATRICS		7	49	88%	56
PHYSICIANS PRIMARY CARE OF SOUTHWEST FLORIDA		39	17	30%	56
ST JOHNS COUNTY DETENTION CENTER		56			56
STEINHATCHEE FAMILY MEDICAL CENTER	1	48	7	13%	56
INTERNAL MEDICINE ASSOCIATES PA		52	4	7%	56
EAGLES WATCH CLUSTER		47	9	16%	56
LINCOLN MEDICAL AND MENTAL HEALTH CENTER		53	3	5%	56
BAPTIST HEALTH SOUTH FLORIDA - WEST BOCA URGENT CARE		34	22	39%	56
NORTH CENTRAL BRONX HOSPITAL		54	2	4%	56
DAVID POSNACK JEWISH DAY SCHOOL		56			56
MAUREEN OROURKE-FUTEY			56	100%	56
VITAS HEALTHCARE CORP OF FLORIDA		55	1	2%	56

COVID-19: testing by laboratory

Data through Feb 25, 2021 verified as of Feb 26, 2021 at 09:25 AM

Data in this report are provisional and subject to change.

The numbers in the table below represent the number of Florida and non-Florida residents for whom test results were received by the Department of Health. A person can be tested by more than one laboratory and can have both positive and negative results. **Therefore, the sum of the numbers in each column will be larger than the total number of people tested.**

Reporting lab	Inconclusive	Negative	Positive	Percent positive	Total
TIFFANY HALL NURSING AND REHAB		44	12	21%	56
FLORIDA MEDICAL CLINIC PA		46	10	18%	56
ST FRANCIS HOSPITAL		48	8	14%	56
BioReference Laboratories, Inc		7	49	88%	56
MEDLOGIC LABORATORIES		3	52	95%	55
KEY WEST MEDICAL CENTER	1	50	4	7%	55
KENDALL REGIONAL MEDICAL CENTER LAB	3		52	95%	55
COOPER FAMILY MEDICAL, PLLC		45	10	18%	55
Gabisa Medical LLC		55			55
PREMIER MEDICAL ASSOCIATES ALL FLORIDA LLC		54	1	2%	55
life Care Center of Melbourne		38	17	31%	55
MICHAEL AKPEKE MD		46	9	16%	55
GENESIS DERMATOLOGY		51	4	7%	55
PANCARE HEALTH - JACKSON COUNTY		44	11	20%	55
SONATA HUNTERS CREEK		47	8	15%	55
SUWANNEE COUNTY SHERIFF OFFICE		52	3	5%	55
ALLIANCE PEDIATRICS		24	30	56%	54
CHILDREN'S HOSPITAL OF ALABAMA		53	1	2%	54
JUNIPER VILLAGE AT NAPLES		53	1	2%	54
SARASOTA CO. HEALTH DEPT # 58		40	14	26%	54
MARQUIS LABS, LLC		53	1	2%	54
THE VILLAGES REGIONAL HOSPITAL FREESTANDING		48	6	11%	54
TOWERS HOME CARE		50	4	7%	54
ABSOLUTE HEALTH INTERNAL MEDICINE AND PEDIATRICS		47	7	13%	54
NITE LITE PEDIATRICS - PORT ST. LUCIE		45	9	17%	54
CERTUS MTD OPCP LLC		52	2	4%	54
FAMILY EXTENDED CARE OF PUNTA GORDA		54			54
ST. CLOUD MEDICAL GROUP		54			54
CLERMONT HEALTH AND REHAB		40	14	26%	54
SARATOGA HOSPITAL LABORATORY		49	5	9%	54
UNITED LABORATORY SERVICES CORPORATION		38	16	30%	54
Osprey Point Nursing Center		51	2	4%	53
Salerno Bay Health & Rehabilitation Center		44	9	17%	53
QUOTIENT SCIENCES LABS LLC			53	100%	53
SOMERSET			53	100%	53
GRAND VILLA OF DELAND		49	4	8%	53
PALM BAY PEDIATRICS		36	17	32%	53
CDR MAGUIRE INC	1	7	45	85%	53
ATRIA PARK OF LAKE FOREST (WG HERITAGE LF LLC)		52	1	2%	53
APOLLOMDX LABS		31	22	42%	53
TROPICANA MANUFACTURING COMPANY INC		48	4	8%	52
INTERNAL MEDICINE SPECIALIST		46	6	12%	52
PROMEDICA SENIOR LIVING		51	1	2%	52
ADVENT HEALTH - MOUNT DORA		9	43	83%	52
VPA PC LAB		48	4	8%	52
JACKSONVILLE VA UNIVERSITY OPC	4	46	2	4%	52

COVID-19: testing by laboratory

Data through Feb 25, 2021 verified as of Feb 26, 2021 at 09:25 AM

Data in this report are provisional and subject to change.

The numbers in the table below represent the number of Florida and non-Florida residents for whom test results were received by the Department of Health. A person can be tested by more than one laboratory and can have both positive and negative results. **Therefore, the sum of the numbers in each column will be larger than the total number of people tested.**

Reporting lab	Inconclusive	Negative	Positive	Percent positive	Total
SNH BRFL TENANT LLC	2	50			52
ALEXANDER NININGER STATE VETERANS		52			52
GATTOLINE ENTERPRISES, INC. DBA FAMILY CARE PHARMACY		45	7	13%	52
ADVENT HEALTH		49	3	6%	52
CARE CENTERS OF NASSAU LLC MINER ROAD SOUTH		51			51
PALM RIVER COMMUNITY HEALTH CENTER		46	5	10%	51
BIG BEND CARES, INC		43	8	16%	51
GULFVIEW MEDICAL INSTITUTE		51			51
GOOD HEARTS COVID TESTING		8	43	84%	51
FINLAY CLINICAL LABORATORY		20	31	61%	51
UNIVERSITY OF WEST FLORIDA, THE		50	1	2%	51
GATEWAY CARE CENTER		50	1	2%	51
WEST VOLUSIA FAMILY AND SPORTS MEDICINE		50	1	2%	51
THE GOOD SHEPARDS OF DELAND-WEST		50	1	2%	51
ROCKLEDGE REGIONAL MEDICAL CENTER		30	21	41%	51
Jupiter Medical Center Pavilion		50	1	2%	51
LPG PEDIATRICS AT PAGE FIELD		50	1	2%	51
AVANTE ST CLOUD		48	3	6%	51
GENTIVA HEALTH SERVICES CERTIFIED INC		47	3	6%	50
GOLDEN POND COMMUNITIES		50			50
BUECHELE DENTAL PA DBA CLERMONT FAMILY DENTISTRY		41	9	18%	50
TRADITIONAL HOME HEALTH OF PALM BEACH INC		49	1	2%	50
PENNSYLVANIA DEPARTMENT OF HEALTH BUREAU OF LABORATORIES			50	100%	50
VALENCIA HOUSE ALF		49	1	2%	50
WEST ISLIP URGENT CARE		46	4	8%	50
EAST HILL PHARMACY		35	15	30%	50
INN AT ASTON GARDENS AT PELICAN POINTE,THE		46	4	8%	50
ORCHID COVE AT DAYTONA		45	5	10%	50
BETHUNE-COOKMAN UNIVERSITY		32	18	36%	50
FLORIDA HEALTH CARE DELAND			50	100%	50
81ST MEDICAL GROUP		28	22	44%	50
WALGREENS #10373		48	2	4%	50
ROCHESTER GENERAL HOSPITAL LABORATORY		46	4	8%	50
USF		1	48	98%	49
DEVELOPMENTAL DISABILITIES DEFENDANT PROGRAM		47	2	4%	49
LITTLE NECK URGENT CARE		47	2	4%	49
HEALTH FIRST - CAPE CANAVERAL HOSPITAL		1	48	98%	49
DOH		23	26	53%	49
INN AT THE FOUNTAINS, THE		34	15	31%	49
S-H THIRTY FIVE OPCO - ORANGE CITY, LLC		39	10	20%	49
SOUTHEAST ALABAMA MEDICAL CENTER			49	100%	49
SOFT CELL LABORATORIES		45	4	8%	49
ALLEGRO		47	2	4%	49
SOLARIS SENIOR LIVING NORTH NAPLES		48	1	2%	49
NORTHBROOK CENTER FOR		47	2	4%	49
NAPLES PEDIATRICS INC		43	5	10%	48

COVID-19: testing by laboratory

Data through Feb 25, 2021 verified as of Feb 26, 2021 at 09:25 AM

Data in this report are provisional and subject to change.

The numbers in the table below represent the number of Florida and non-Florida residents for whom test results were received by the Department of Health. A person can be tested by more than one laboratory and can have both positive and negative results. **Therefore, the sum of the numbers in each column will be larger than the total number of people tested.**

Reporting lab	Inconclusive	Negative	Positive	Percent positive	Total
PHILLIPPE RIDGE		36	12	25%	48
PREMIER MEDICAL ASSOCIATES		46	2	4%	48
CAREMED INTERNAL MEDICINE		30	18	38%	48
COURTYARD GARDENS OF JUPITER		48			48
ST CLOUD PHYSICIAN MANAGEMENT LLC DBA ST CLOUD		28	20	42%	48
GRAND OAKS OF PALM CITY LLC	1	41	6	13%	48
BIGGERS FAMILY MEDICINE PA	1	42	5	10%	48
RAINBOW PEDIATRICS PC LLC / BREAKFAST POINT		38	10	21%	48
THE TERRACE OF JACKSONVILLE		3	45	94%	48
BAY CENTER HURRICANE SHELTER		48			48
SEWANEE MOLECULAR DIAGNOSTICS LABORATO		48			48
HIALEAH HOSPITAL RESPIRATORY DEPT			48	100%	48
INTERLAB		1	46	98%	47
PRACTICE MANAGEMENT OF AMERICA, INC.		7	40	85%	47
PERSONAL PEDIATRICS		42	5	11%	47
BARNES HEALTHCARE OF FLORIDA LLC		44	3	6%	47
CAPE REGIONAL MEDICAL CENTER		45	2	4%	47
BARNETT PARK		2	45	96%	47
NICEVILLE URGENT CARE		8	39	83%	47
FHMG_CTR FOR SENIOR HEALTH		42	5	11%	47
NAVARRE GARDENS		41	6	13%	47
POPLAR HEALTHCARE PLLC	1	11	35	74%	47
SAFARI PEDIATRICS PA		46	1	2%	47
ADVENT HEALTH MEDICAL GROUP OB GYN AT		40	6	13%	46
ARTHREX MEDICAL CENTER		26	20	43%	46
ADVENT HEALTH EXPRESS CARE		4	42	91%	46
HARTFORD HEALTH SERVICES LLC		46			46
COLLIER BLVD HMA PHYSICIAN MANAGEMENT LLC		46			46
H LEE MOFFITT CANCER CENTER MICRO		46			46
ADVENT HEALTH - LAKE WALES		34	12	26%	46
KAPG ST AUGUSTINE SENIOR HOUSING OPCO LLC		37	9	20%	46
ROSECASTLE OF JACKSONVILLE LLC		45	1	2%	46
PREMIER PLACE HEALTHCARE AT THE GLENVIEW		46			46
HOME CARE PHARMACY		46			46
EAST MANATEE FAMILY	1	1	44	96%	46
CVS MINUTE CLINIC		1	45	98%	46
FAST PACE MEDICAL CLINIC, PLLC		40	6	13%	46
EMERGENCY PHYSICIANS MEDICAL CENTER LLC		28	17	38%	45
NEOGENOMICS LABORATORIES INC		45			45
REDI-MED WALK-IN FAMILY CARE			45	100%	45
FAMILY EXTENDED CARE OF WINTER HAVEN		43	2	4%	45
COLLIER URGENT CARE CENTERS		44	1	2%	45
SOUTHPORT SQUARE HARBOUR HEALTH		45			45
MOBILE DOC FL, LLC		29	16	36%	45
KINDRED HOSPITAL CENTRAL TAMPA BLOOD GAS	1	39	5	11%	45
PEDIATRIC SERVICES AND BREATHING CENTER PA		32	13	29%	45

COVID-19: testing by laboratory

Data through Feb 25, 2021 verified as of Feb 26, 2021 at 09:25 AM

Data in this report are provisional and subject to change.

The numbers in the table below represent the number of Florida and non-Florida residents for whom test results were received by the Department of Health. A person can be tested by more than one laboratory and can have both positive and negative results. **Therefore, the sum of the numbers in each column will be larger than the total number of people tested.**

Reporting lab	Inconclusive	Negative	Positive	Percent positive	Total
NORTH FLORIDA / SOUTH GEORGIA VETERANS HEALTH SYSTEM		1	44	98%	45
HCTB INC		43	2	4%	45
HERNANDO ENDOSCOPY AND SURGERY CENTER		34	11	24%	45
NEW YORK PRESBYTERIAN - QUEENS DIAGNOSTIC		42	3	7%	45
STUART URGENT CARE			45	100%	45
HILA BECKERMAN MD LLC	1	42	2	4%	45
INSTITUTE OF PATHOLOGY KINGS COUNTY		44	1	2%	45
MINUTECLINIC DIAGNOSTIC OF NEW JERSEY		38	7	16%	45
NEXT MOLECULAR ANALYTICS		14	31	69%	45
WINTER GARDEN REHAB AND NURSING CENTER		41	4	9%	45
Conway Lakes Health and Rehabilitation Center		44			44
GRAND AVENUE RX			44	100%	44
CITYMD OF MANAHAWKIN		42	2	5%	44
ERDOX		42	2	5%	44
ALLIANCE OF PHYSICIANS AGAINST COVID-19			44	100%	44
NIGHT LITE PEDIATRICS CENTER LLC		10	34	77%	44
FLORIDA HOSPITAL		28	16	36%	44
SILVER LAKE PEDIATRICS PA		40	4	9%	44
PEDIATRICS OF CENTRAL FLORIDA – SAINT CLOUD	2	40	2	5%	44
THE MERIDIAN AT BOCA RATON	1	43			44
CAMPBELL URGENT CARE			44	100%	44
Gulf Shore Care Center		39	5	11%	44
FAMILY HEALTH CENTER		31	13	30%	44
QHC UPSTATE MEDICAL PC		36	8	18%	44
WOLFF CTR FOR CHILD & ADOLESCENT HEALTH PLLC,THE		26	17	40%	43
PRINCETON VILLAGE□		39	4	9%	43
WG EVERGREEN WOODS SH LLC		43			43
ERIC C MRSHAL, MD, PC #1842		40	3	7%	43
PATRICK AIR FORCE BASE		3	40	93%	43
CALHOUN COUNTY HEALTH DEPT		19	24	56%	43
BRANCH MEDICAL CLINIC			43	100%	43
LARA HEALTH AND WELLNESS CENTER LLC		43			43
MARIANNA HEALTH AND REHABILITATION CENTER		42	1	2%	43
LAKE MARY KIDS CENTRA CARE		33	10	23%	43
Citymd Of Toms River		37	6	14%	43
MORTON PLANT			43	100%	43
Guardian Care Nursing and Rehabilitation Center		43			43
RADIOLOGY ASSOCIATES OF VENICE AND ENGLEWOOD		41	2	5%	43
TAMPA BAY CONCIERGE DOCTOR, LLC		41	2	5%	43
BRP SH OPCO LLC		43			43
AESTHETIC ENHANCEMENTS		43			43
SONORAN DESERT PATHOLOGY ASSOCIATES		2	41	95%	43
TGH URGENT CARE POWERED BY FAST TRACK			43	100%	43
BETHESDA HEALTH URGENT CARE		3	40	93%	43
MERCY MEDICAL URGENT CARE CENTER INC		12	31	72%	43
ECOLAB GROUP		8	34	81%	42

COVID-19: testing by laboratory

Data through Feb 25, 2021 verified as of Feb 26, 2021 at 09:25 AM

Data in this report are provisional and subject to change.

The numbers in the table below represent the number of Florida and non-Florida residents for whom test results were received by the Department of Health. A person can be tested by more than one laboratory and can have both positive and negative results. **Therefore, the sum of the numbers in each column will be larger than the total number of people tested.**

Reporting lab	Inconclusive	Negative	Positive	Percent positive	Total
DAYTONA BEACH HEALTH AND REHAB CENTER		42			42
LINCOLN DIAGNOSTIC LAB		40	2	5%	42
FELICIDAD MEDICAL CENTER			42	100%	42
BENTLEY VILLAGE II		33	9	21%	42
ISLAND URGENT CARE PLLC		40	2	5%	42
CLINICAL LABORATORY		42			42
MINUTECLINIC DIAGNOSTIC OF KANSAS, PA		36	6	14%	42
GARDENS HEALTH NH LLC		42			42
SUNCOAST TECHNICAL COLLEGE SCHOOL OF HEALTH		42			42
KIVA AT CANTERBURY		25	17	40%	42
Atlantic Shore Nursing and Rehab		42			42
SOUTHSIDE HOSPITAL NORTHWELL HEALTH LABORATORY		35	7	17%	42
WALGREENS 3145		39	3	7%	42
MAIMONIDES-SHALOM ACADEMY, INC		41	1	2%	42
SAN CARLOS PHARMACY		38	4	10%	42
HOLY NAME HOSPITAL LABORATORY		41	1	2%	42
University Hills health and Rehabilitation		31	10	24%	41
PEDIATRICS OF CENTRAL FLORIDA KISSI		33	8	20%	41
TREASURE COAST PEDIATRICS PA		36	5	12%	41
UNIVERSITY OF ALABAMA		38	3	7%	41
FLORIDA HOSPITAL NEW SMYRNA		4	37	90%	41
MIRIMUS CLINICAL LABS	1	16	24	59%	41
BRONX LEBANON HOSPITAL-MEDICAL CENTER		37	4	10%	41
CSL PLASMA INC		7	34	83%	41
DOH-WEST PALM BEACH BRANCH LABORATORY		2	39	95%	41
INTERCOASTAL MEDICAL GROUP			41	100%	41
BENTON HOUSE OF ST. JOHNS		39	2	5%	41
SOUTH CAROLINA DEPT OF HEALTH AND ENVIRONMENT CONTROL		2	39	95%	41
S-H THIRTY FIVE OPCO - LUTZ, LLC		40	1	2%	41
REGENCY OAKS HEALTH CENTER		39	2	5%	41
DEPT OF VA MED CENTE-WEST PALM BEACH			40	100%	40
PLAINVIEW URGENT CARE		38	2	5%	40
PRIDE DIAGNOSTICS		24	16	40%	40
CENTRA CARE - LAKE NONA		4	36	90%	40
CAPITAL REGIONAL MEDICAL CENTER		2	38	95%	40
AVALON PARK RETIREMENT RESIDENCE		39	1	3%	40
ROYAL PALM SENIOR RESIDENCE		40			40
BENTLEY CARE CENTER		40			40
LOURDES HOSPITAL INC		38	2	5%	40
MID-FLORIDA PATHOLOGY, LLC		32	8	20%	40
URGENT CARE & WELLNESS CENTER		10	30	75%	40
RENAISSANCE AT THE TERRACES		39	1	3%	40
PACIFICA SENIOR LIVING OCALA		35	5	13%	40
FIRST CHOICE URGENT CARE		10	30	75%	40
CLINICAL PATHOLOGY LABORATORIES, INC		40			40
NORTH CAROLINA DEPARTMENT OF HEALTH & HUMAN SERVICES	1		39	98%	40

COVID-19: testing by laboratory

Data through Feb 25, 2021 verified as of Feb 26, 2021 at 09:25 AM

Data in this report are provisional and subject to change.

The numbers in the table below represent the number of Florida and non-Florida residents for whom test results were received by the Department of Health. A person can be tested by more than one laboratory and can have both positive and negative results. **Therefore, the sum of the numbers in each column will be larger than the total number of people tested.**

Reporting lab	Inconclusive	Negative	Positive	Percent positive	Total
LONGLEAF DIAGNOSTIC LABORATORIES		11	29	73%	40
FREEDOM SQUARE NURSING CENTER		32	8	20%	40
PATRICK MANOR INCORPORATED		40			40
ST VINCENTS PRIMARY CARE		35	5	13%	40
GRAMERCY PARK URGENT CARE		38	2	5%	40
SPRING MANOR ASSISTED LIVING		40			40
CLINICAL RESEARCH SEQUENCING PLATFORM		8	31	79%	39
CEDAR CREEK AT KINGS BAY INC		39			39
MIAMI CLINICAL RESEARCH CORP			39	100%	39
ADVENTIST HEALTH SYSTEM FLORIDA		26	13	33%	39
CARE 4 U MANAGEMENT, INC			39	100%	39
JUNIPER VILLAGE AT CAPE CORAL		34	5	13%	39
UNION MEDICAL CARE PLLC		39			39
WG BAYPOINT VILLAGE SH LLC		38	1	3%	39
BAY COUNTY JAIL ANNEX		34	5	13%	39
NORTHWELL HEALTH PLAINVIEW HOSPITAL LABORATORY		30	9	23%	39
BAYSHORE PATHOLOGY CONSULTANTS PA		37	2	5%	39
STAT ONE URGENT CARE CENTER		2	37	95%	39
FUTURE PEDIATRICS		36	3	8%	39
ADVENT HEALTH CENTRA CARE - LAKE LAND		30	9	23%	39
MEDEX MEDICAL EXPRESS OF PALATKA LLC			39	100%	39
CENTRAL FLORIDA PEDIATRICS		13	26	67%	39
LAKELAND REGIONAL HEALTH GATEWAY CENTER		16	23	59%	39
GUYAN VALLEY WELLNESS CENTER		32	7	18%	39
VIP WALK IN CLINIC		19	19	50%	38
MISSION OAKS ASSISTED LIVING		36	2	5%	38
MADISON COUNTY MEMORIAL HOSPITAL LABORATORY		15	23	61%	38
MICHAEL A VENAZIO MD		35	3	8%	38
FLORIDA DEPARTMENT OF HEALTH CLAY COUNTY		25	13	34%	38
BOND CLINIC, PA		9	29	76%	38
BRADFORD COUNTY HEALTH DEPARTMENT		37	1	3%	38
BRIDGEVIEW CENTER LLC		27	11	29%	38
CITRUS COUNTY HEALTH DEPARTMENT		34	4	11%	38
ROYAL CARE OF AVON PARK		35	3	8%	38
PREMIER COMMUNITY HEALTHCARE GROUP INC		37	1	3%	38
HOMEWOOD RESIDENCE AT FREEDOM PLAZA		37	1	3%	38
MINUTECLINIC DIAGNOSTIC OF HAWAII LLC		32	6	16%	38
LUTHERAN HAVEN EXTENDED CONGREGATE CAR		38			38
STEWART MEDICAL GROUP, INC		21	17	45%	38
MOLECULAR DIAGNOSTICS		5	33	87%	38
CCRC @ SUNFLOWER LLC		35	3	8%	38
AUTUMN OF SARASOTA		12	26	68%	38
CONNECTICUT DEPARTMENT OF HEALTH		22	15	41%	37
CROSSROADS URGENT CARE		22	15	41%	37
ST AUGUSTINE PEDIATRIC ASSOC		33	4	11%	37
HOLZER HEALTH CENTER		5	32	86%	37

COVID-19: testing by laboratory

Data through Feb 25, 2021 verified as of Feb 26, 2021 at 09:25 AM

Data in this report are provisional and subject to change.

The numbers in the table below represent the number of Florida and non-Florida residents for whom test results were received by the Department of Health. A person can be tested by more than one laboratory and can have both positive and negative results. **Therefore, the sum of the numbers in each column will be larger than the total number of people tested.**

Reporting lab	Inconclusive	Negative	Positive	Percent positive	Total
TAYLORVILLE FAMILY MEDICINE		30	7	19%	37
ONE MILO		37			37
IMA MEDICAL GROUP POINCIANA		14	23	62%	37
AR ANESTHESIA LLC		36	1	3%	37
FAMILY EXTENDED CARE OF SEBRING INC		35	2	5%	37
BRANDON COMMUNITY HEALTH CENTER		29	8	22%	37
BOULEVARD REHABILITATION CENTER		24	13	35%	37
WALGREENS #06012		33	4	11%	37
BIOFIRE		7	30	81%	37
PONCE THERAPY CARE CENTER		34	3	8%	37
DUVAL PHARMACY		28	9	24%	37
INNOVATION CLINICAL TRIALS, INC			37	100%	37
PANCARE HEALTH - BAY COUNTY - YOUNGSTOWN		33	4	11%	37
PATHOGENIUS LABORATORIES		30	7	19%	37
ACCURATE DIAGNOSTIC LAB		35	2	5%	37
HR SARASOTA OPERATOR LLC		25	12	32%	37
PREMISE HEALTH MIA		1	36	97%	37
THE COLLIER AT NAPLES		36	1	3%	37
EASTERN SHORE URGENT CARE		25	11	31%	36
MINUTE CLINIC INCORPORATE		30	6	17%	36
DOT DOC SARASOTA		34	2	6%	36
NIGHT LITE PEDIATRIC CENTER		10	26	72%	36
WASHINGTON COUNTY HEALTH DEPARTMENT		24	12	33%	36
A & R RESEARCH GROUP		30	6	17%	36
CORRECTIONAL MEDICAL GROUP		27	9	25%	36
MAKO MEDICAL		21	15	42%	36
SUMTER PEDIATRICS		33	3	8%	36
BELVEDERE COMMONS OF SUN CITY CENTER		36			36
BVL/LITTLE ANGEL PEDIATRICS		36			36
GENEXPERT			36	100%	36
MAINSTREET FAMILY URGENT CARE		1	34	97%	35
MEADOWCREST FAMILY PHYSICIANS PA		14	21	60%	35
NEUROINTERNATIONAL SARASOTA		32	3	9%	35
NCHD		21	14	40%	35
ANDALUSIA HEALTH		18	17	49%	35
TERRACE AT HOBE SOUND, THE	1	31	3	9%	35
WUESTHOFF MEMORIAL HOSPITAL			35	100%	35
P23 LABS		35			35
OPTUMCARE SOUTH FLORIDA, LLC		28	7	20%	35
PARKSIDE HEALTH AND REHABILITATION CENTER			35	100%	35
IRL		4	31	89%	35
LONG ISLAND UNIVERSITY - POST CAMPUS		35			35
LAKE CO EMPLOYEE HEALTH AND WELLNESS CENTER		31	4	11%	35
LYSTER ACH FT RUCKER AL		32	3	9%	35
HARMONY HEALTH OPCO, LLC		15	20	57%	35
PATHGROUP		9	26	74%	35

COVID-19: testing by laboratory

Data through Feb 25, 2021 verified as of Feb 26, 2021 at 09:25 AM

Data in this report are provisional and subject to change.

The numbers in the table below represent the number of Florida and non-Florida residents for whom test results were received by the Department of Health. A person can be tested by more than one laboratory and can have both positive and negative results. **Therefore, the sum of the numbers in each column will be larger than the total number of people tested.**

Reporting lab	Inconclusive	Negative	Positive	Percent positive	Total
PRMG - EAST NAPLES	1	23	11	31%	35
ADVENT HEALTH - FISH MEMORIAL		2	33	94%	35
ST. MARYS MEDICAL CENTER		1	33	97%	34
AESTHETIC SURGERY CENTER OF WINTER PARK, THE	3	29	2	6%	34
PINES NURSING HOME		33	1	3%	34
RASHDA ALBIBI M.D. P.A.		31	3	9%	34
STETSON UNIVERSITY STUDENT HEALTH CENTER		3	31	91%	34
COLLIER HMA PHYSICIAN MANAGEMENT LLC		26	8	24%	34
CONCIMED LLC		29	5	15%	34
ATRIA WILLOW WOOD		32	2	6%	34
CDR MAGUIRE - MIAMI BEACH CC MISSION 17388		2	32	94%	34
LONG ISLAND JEWISH MED CTR		31	3	9%	34
LAKE INTERNAL MEDICINE ASSOCIATES PA		29	5	15%	34
REDI-MED WALK IN FAMILY CLINIC			34	100%	34
OCOEE PEDIATRICS		27	7	21%	34
ASHTON PLACE	3	27	4	12%	34
PECONIC BAY MEDICAL CENTER LABORATORY		26	8	24%	34
University Hospital		29	5	15%	34
ST LUCIE COUNTY JAIL		25	9	26%	34
JOHN KNOX VILLAGE OF CENTRAL FLORIDA		30	4	12%	34
MEDCOMP SCIENCES			34	100%	34
COMPLETE HOME CARE OF THE PALM BEACHES LLC		32	2	6%	34
ENCOMPASS HEALTH REHABILITATION HOSPITAL OF LARGO		31	3	9%	34
PARAMOUNT WALK-IN CLINIC		1	33	97%	34
TUSCAN GARDENS OF DELRAY BEACH MANAGEMENT COMPANY,		34			34
POARCH BANC CREEK INDIANS TRIBAL HEALTH DEPARTMENT			34	100%	34
LONG TERM CARE OF GULF BREEZE LLC		30	4	12%	34
IMA MEDICAL CENTER		21	13	38%	34
PROFESSIONAL PEDIATRICS		32	2	6%	34
THE SPRINGS OF PARC HILL		32	1	3%	33
Kensington Gardens		33			33
GREENRIDGE GROUP HOME	3	11	19	58%	33
PHOSPHORUS DIAGNOSTICS		27	6	18%	33
ADVANCE URGENT CARE CENTER, LLC		1	32	97%	33
PHYSICIAN ASSOCIATES LLC		26	7	21%	33
HARBORCHASE OF WELLINGTON CROSSING		31	2	6%	33
VETERAN AFFAIRS MEDICAL CENTER - JAMES J PETERS		30	3	9%	33
PORT SAINT JOHN FAMILY PRACTICE		21	12	36%	33
WESTWOOD NURSING AND REHABILITATION		28	5	15%	33
CORAL HOUSE ASSISTED LIVING COMMUNITY LLC		33			33
AHSE ROP		32	1	3%	33
ATRIA SAN PABLO		31	2	6%	33
ST ANTHONYS PRIMARY CARE LLC/JACKSON STREET			33	100%	33
CAREHERE LAKE SCHOOLS EMPLOYEE HEALTH CENTER		22	11	33%	33
GRACE MEDICAL HOME		24	9	27%	33
NIGHT LITE PEDIATRICS URGENT CARE CENTER			33	100%	33

COVID-19: testing by laboratory

Data through Feb 25, 2021 verified as of Feb 26, 2021 at 09:25 AM

Data in this report are provisional and subject to change.

The numbers in the table below represent the number of Florida and non-Florida residents for whom test results were received by the Department of Health. A person can be tested by more than one laboratory and can have both positive and negative results. **Therefore, the sum of the numbers in each column will be larger than the total number of people tested.**

Reporting lab	Inconclusive	Negative	Positive	Percent positive	Total
BOND CLINIC		3	30	91%	33
THE TRADITION OF THE PALM BEACHES		32	1	3%	33
FLORIDA PEDIATRIC GROUP PA		28	5	15%	33
AVOW HOSPICE INC		33			33
BOCA TOXICOLOGY LLC		31	2	6%	33
AYERS NURSING AND REHABILITATION CENTER		33			33
MINUTECLINIC DIAGNOSTIC OF RHODE ISLAND, LLC #1544		32	1	3%	33
METRO KNOXVILLE HMA		25	8	24%	33
FHMG-FLORIDA HOSPITAL MEDICAL GROUP		24	9	27%	33
SANFORD MOBILE LAB PGA TOUR		32	1	3%	33
VETERANS HOME			32	100%	32
MAIN STREET MEDICAL CENTER OF CRESTVIEW PA		19	13	41%	32
LPG CONVENIENT CARE AT METRO		29	3	9%	32
WESTMINSTER ST AUGUSTINE		32			32
JACKSON HEALTH SYSTEM		1	31	97%	32
IPSUM DIAGNOSTICS		3	29	91%	32
VILLAGE ON THE ISLE		27	5	16%	32
TRADITIONAL HOME CARE INC		31	1	3%	32
LIGHTHOUSE PEDIATRICS OF NAPLES		28	4	13%	32
OPIS COQUINA CENTER		32			32
COLORADO DEPARTMENT OF HEALTH LABORATORY SERVICES DIVISION			32	100%	32
NORTH FLORIDA PEDIATRICS - JACKSONVILLE		28	4	13%	32
BROOKDALE CANOPY OAKS			32	100%	32
Heartland Health Care Center North Sarasota		18	14	44%	32
CENTRAL FLORIDA HEALTH CARE INC WAUCHULA SITE 2		25	7	22%	32
REGENCY PARK ASSISTED LIVING FACILITY		29	2	6%	31
MILLENNIA ADVANCED SCIENTIFIC LLC			31	100%	31
PASSPORT HEALTH ORLANDO		31			31
COMMUNITY MEDICAL CARE CENTER INC			31	100%	31
UNION MEDICAL CARE		31			31
COLLIER ANESTHESIA PAIN LLC		31			31
CVS MINUTE CLINIC DIAGNOSTIC OF NORTH CAROL		25	6	19%	31
SANTA BARBARA CARE CENTER		18	13	42%	31
Consulate Health Care of Orange Park		27	4	13%	31
MICHAEL J D'AMBROSE MD PA		29	2	6%	31
ENT AND ALLERGY ASSOCIATES OF FLORIDA LLC		30	1	3%	31
FLORIDA DEPARTMENT OF HEALTH IN MONROE COUNTY		26	5	16%	31
ALAN A SMITH MD LLC		29	2	6%	31
SOUTHEASTERN OUTPATIENT SURGERY CENTER		28	3	10%	31
ALABAMA CLINICS		16	15	48%	31
AMERICAN ESOTERIC LABORATORIES		15	16	52%	31
DISCOVERY COMMONS AT BRADENTON		31			31
UR CARE FAMILY AND SPORTS MEDICINE			31	100%	31
ADVENTHEALTH MEDICAL GROUP FAMILY MEDICINE AT RDV		31			31
LabCorp L#09258130 M#09258125		12	19	61%	31
UNIPATH		24	7	23%	31

COVID-19: testing by laboratory

Data through Feb 25, 2021 verified as of Feb 26, 2021 at 09:25 AM

Data in this report are provisional and subject to change.

The numbers in the table below represent the number of Florida and non-Florida residents for whom test results were received by the Department of Health. A person can be tested by more than one laboratory and can have both positive and negative results. **Therefore, the sum of the numbers in each column will be larger than the total number of people tested.**

Reporting lab	Inconclusive	Negative	Positive	Percent positive	Total
HEALTH FIRST - VIERA HOSPITAL		1	29	97%	30
AMEERAH LABS			30	100%	30
WELLMED AT NEW TAMPA		22	8	27%	30
VILLA COURT LLC		30			30
MAGNOLIA DIAGNOSTICS, LLC		3	27	90%	30
ADVENT HEALTH PRIMARY CARE PLUS, WINTER GARDEN		26	4	13%	30
BOCA BIOLISTIC REFERENCE LAB			30	100%	30
ALWAYS BEST CARE SENIOR SERVICES		27	3	10%	30
UNIVERSITY MEDICAL CTR OF PRINCETON AT		28	2	7%	30
THE TERRACE AT IVY ACRES ALF		11	19	63%	30
MEDEXPRESS - BLOOMIN BRANDS		13	17	57%	30
CLINCLOUD, LLC			30	100%	30
MIDDLETOWN MEDICAL P C		21	9	30%	30
MINUTE CLINIC LLC #2216		28	2	7%	30
EASYCARE WALK-IN CLINIC	1	11	18	60%	30
Okeechobee Health Care Facility		16	14	47%	30
WALK IN MEDICAL URGENT CARE		30			30
JAMAICA HOSPITAL MEDICAL CENTER		28	2	7%	30
AMMON ANALYTICAL LABORATORIES		26	4	13%	30
HERITAGE WATERSIDE		27	3	10%	30
COUNTY OF LOS ANGELES			30	100%	30
PANCARE HEALTH - BONIFAY K-8			29	100%	29
SUNTREE INTERNAL MEDICINE		29			29
VIKOR SCIENTITIC			29	100%	29
D W MCMILLAN MEMORIAL HOSPITAL		18	11	38%	29
FLAGLER HOSPITAL INC	2		27	93%	29
FAMILY CARE PARTNERS URGENT CARE LLC		23	6	21%	29
PALM GARDEN OF JACKSONVILLE		27	2	7%	29
SOUTHCOR LABORATORY		4	25	86%	29
VETERANS AFFAIRS MEDICAL CENTER - NEW YORK HARBOR		28	1	3%	29
BULLS HEAD URGENT CARE		28	1	3%	29
UNIV OF ROCHESTER-STRONG MEMORIAL HOSP		28	1	3%	29
STATEN ISLAND UNIVERSITY HOSPITAL-POUCH		29			29
KESHAV RX LLC		26	3	10%	29
CDC		17	12	41%	29
COMPREHENSIVE CHILDCARE		23	6	21%	29
P4CLINICAL	3	2	24	83%	29
BASSETTI MEDICAL RESEARCH INC		23	6	21%	29
NEMOURS CHILDRENS CLINIC		22	7	24%	29
MINUTECLINIC DIAGNOSTIC OF SOUTH CAROL		27	2	7%	29
EVERLYWELL		16	13	45%	29
WEINBERG VILLAGE		28	1	3%	29
Wiregrass Rehabilitation Center and Nursing Home		28	1	3%	29
PERDIDO URGENT CARE		1	28	97%	29
WHITE-WILSON MEDICAL CENTER		20	9	31%	29
BAY STREET PHARMACY		27	2	7%	29

COVID-19: testing by laboratory

Data through Feb 25, 2021 verified as of Feb 26, 2021 at 09:25 AM

Data in this report are provisional and subject to change.

The numbers in the table below represent the number of Florida and non-Florida residents for whom test results were received by the Department of Health. A person can be tested by more than one laboratory and can have both positive and negative results. **Therefore, the sum of the numbers in each column will be larger than the total number of people tested.**

Reporting lab	Inconclusive	Negative	Positive	Percent positive	Total
RENAISSANCE SENIOR LIVING	1	28			29
FAST PACE MEDICAL CLINIC		26	3	10%	29
NURSES HELPING HANDS INC ALF		29			29
PRO HEALTH HARMONY		29			29
DAVID LAWRENCE CENTER		24	4	14%	28
LAKE COUNTY SCHOOLS EMPLOYEE HEALTH CENTER		17	11	39%	28
DUVAL COUNTY HEALTH DEPARTMENT		28			28
STEWART MELBOURNE HOSPITAL			28	100%	28
ASTORIA HEALTH AND REHABILITATION CENTER		27	1	4%	28
ROADS PEDIATRICS,LLC		26	2	7%	28
BROOKDALE PHILLIPPI CREEK			28	100%	28
JFK MEDICAL CENTER NORTH LAB		1	27	96%	28
Cleveland Clinic Laboratories		4	24	86%	28
ORANGE PEDIATRICS			28	100%	28
FAMILY CARE PARTNERS		18	10	36%	28
URGENT CARE CENTER			28	100%	28
LAKE MARY - STIRLING CENTER SUITE 202			28	100%	28
DCH REGIONAL MEDICAL CENTER LABORATORY		27	1	4%	28
LAKE PLACID HEALTH AND REHABILITATION		1	27	96%	28
PORT ST LUCIE HOSPITAL		25	3	11%	28
PINELLAS INTERNAL MEDICINE ASSOCIATES	1	26	1	4%	28
GUIDEWELL EMERGENCY MEDICINE DOCTORS LLC		9	19	68%	28
PALMS, THE		28			28
BHA TITUSVILLE CLINIC		24	4	14%	28
ATLAN		24	4	14%	28
MARION PEDIATRICS PA		21	7	25%	28
ISLAMORADA VILLAGE OF ISLANDS FIRE RESCUE		26	2	7%	28
EDEN AT CRESTVIEW		12	16	57%	28
CERON PEDIATRICS & INTEGRATIVE MEDICIN		28			28
FAMILY AND INTERNAL MEDICINE AT AVALON PARK		25	3	11%	28
PREMIER URGENT CARE CENTER LLC			28	100%	28
ACTIVE SENIOR LIVING		26	2	7%	28
KEY PRIMARY CARE			28	100%	28
LAKELAND NURSING AND REHABILITATION CENTER			28	100%	28
WARDE MEDICAL LABORATORY		20	8	29%	28
SYNIVERSE WELLNESS CENTER		23	4	15%	27
BAPTIST PRIMARY BLACK CREEK SOUTH			27	100%	27
RIVERHEAD URGENT CARE		26	1	4%	27
SPANISH RIVER HIGH SCHOOL ESE		23	4	15%	27
BODYK		23	4	15%	27
MINUTE CLINIC, LLC DBA MINUTECLINIC #4505		25	2	7%	27
ATRIA LADY LAKE		27			27
EP MEDICAL EQUIPMENT PHARMACY		25	2	7%	27
UCLA HEALTHCARE CLINICAL LABS		23	4	15%	27
HEALTHPARK MEDICAL CENTER ABG LAB		26	1	4%	27
WE SCREEN LLC		27			27

COVID-19: testing by laboratory

Data through Feb 25, 2021 verified as of Feb 26, 2021 at 09:25 AM

Data in this report are provisional and subject to change.

The numbers in the table below represent the number of Florida and non-Florida residents for whom test results were received by the Department of Health. A person can be tested by more than one laboratory and can have both positive and negative results. **Therefore, the sum of the numbers in each column will be larger than the total number of people tested.**

Reporting lab	Inconclusive	Negative	Positive	Percent positive	Total
WEISS PEDIATRIC CARE LLC		16	11	41%	27
CENTER ONE SURGERY CENTER		22	5	19%	27
BROOKDALE BRANDON	1	26			27
NATIONAL MENTOR HEALTHCARE LLC			27	100%	27
MINUTECLINIC DIAGNOSTIC OF RHODE ISLAND, LLC #212		27			27
CHILDRENS MEDICAL CENTER			27	100%	27
SOMA MEDICAL CENTER PA #3			27	100%	27
ACCESS 365 URGENT CARE		8	19	70%	27
BROOKDALE SOUTHPOINT			27	100%	27
Bon Secours Maria Manor		22	5	19%	27
LEXINGTON PLACE SENIOR LIVING COMMUNITY		27			27
ST PETER'S BENDER LABORATORY		26	1	4%	27
SUNCOAST LABS			27	100%	27
LABORATORY ALLIANCE OF CENTRAL NEW YORK		26	1	4%	27
EXPRESS CARE OF BELLEVIEW		27			27
RESIDENTIAL PLAZA AT BLUE LAGOON INC		23	3	12%	26
JUPITER MEDICAL CENTER PHYSICIANS GROUP, INC		23	3	12%	26
WEST BROWARD CARE CENTER		24	2	8%	26
LAKES DIALYSIS CENTER INC			26	100%	26
WIREGRASS CLINIC LLC		21	5	19%	26
PREMIUM HEALTH SERVICES OF TAMPA BAY LLC		15	11	42%	26
WAKULLA COUNTY HEALTH DEPARTMENT		12	14	54%	26
EPIC REFERENCE LABS INC			26	100%	26
STUART REHABILITATION AND HEALTHCARE		12	14	54%	26
LOT HEALTH SERVICES	1	25			26
RAINBOW PEDIATRICS		1	25	96%	26
URGENT FAMILY CARE INC		23	3	12%	26
RESIDENCE AT BAY VUE		25	1	4%	26
PULMONARY SPECIALISTS OF THE PALM BEACHES		16	10	38%	26
OAKTREE HEALTHCARE			26	100%	26
MINUTECLINIC, LLC		22	4	15%	26
SIDDH INC DBA SAN CARLOS PHARMACY		24	2	8%	26
NORTH PINELLAS CHILDRENS MEDICAL CENTER			26	100%	26
ST JOSEPHS HOSPITAL SOUTH HOSPITAL			26	100%	26
FLORIDA ENDOSCOPY & SURGERY CTR LLC		26			26
MINUTE CLINIC DIAGNOSTIC OF SC, LLC #75		25	1	4%	26
CORNERSTONE PEDIATRICS		16	10	38%	26
MONTEFIORE NEW ROCHELLE HOSPITAL		24	2	8%	26
MINUTECLINIC DIAGNOSTIC OF NORTH CAROLINA		25	1	4%	26
ROCKLAND URGENT CARE FAMILY HEALTH NP		26			26
MONCRIEF ARMY HEALTH CLINIC			26	100%	26
ADVENT HEALTH PARTIN SETTLEMENT HEALTH PARK		18	8	31%	26
CHILDREN'S MEDICAL CENTER			26	100%	26
OAKMONTE VILLAGE		25	1	4%	26
ADVANCED URGENT CARE		12	14	54%	26
THE MINIER URGENT CARE		20	6	23%	26

COVID-19: testing by laboratory

Data through Feb 25, 2021 verified as of Feb 26, 2021 at 09:25 AM

Data in this report are provisional and subject to change.

The numbers in the table below represent the number of Florida and non-Florida residents for whom test results were received by the Department of Health. A person can be tested by more than one laboratory and can have both positive and negative results. **Therefore, the sum of the numbers in each column will be larger than the total number of people tested.**

Reporting lab	Inconclusive	Negative	Positive	Percent positive	Total
BROWARD HEALTH IMPERIAL POINT NURSING			26	100%	26
TGH URGENT CARE - RIVERVIEW			26	100%	26
COLORADO DEPARTMENT OF PUBLIC HEALTH AND ENVIRONMENT			26	100%	26
AMELIA ASSISTED LIVING FACILITY		26			26
LOOP PEDIATRICS		22	4	15%	26
PALM BEACH COUNTY FIRE RESCUE		24	2	8%	26
MIGUEL E TREVINO MD PA		22	4	15%	26
Lanier Rehab			25	100%	25
MADWAR		19	6	24%	25
ADVENTHEALTH MEDICAL GROUP FAMILY & INTERNAL		9	16	64%	25
COLONY CARE CENTER		16	9	36%	25
WESTPAC LABS		1	24	96%	25
MD BEAUTY LABS, PA		23	2	8%	25
ABL MEDICAL CARE LLC			25	100%	25
COASTAL COMPLETE CARE		11	14	56%	25
FEDERAL PRISON CAMP PENSACOLA			25	100%	25
VASSAR BROTHERS MEDICAL CENTER LABORATORY		24	1	4%	25
ADVENTHEALTH MEDICAL GROUP FAMILY MEDICINE		24	1	4%	25
MINUTECLINIC DIAGNOSTIC OF MICHIGAN		23	2	8%	25
ARCPOINT LABS OF FORT LAUDERDALE		25			25
GULFSIDE HOSPICE INC		22	3	12%	25
ST JOSEPHS CHILDRENS OUTREACH			25	100%	25
WOMENS CARE FLORIDA LABORATORY		25			25
EAST HILL MEDICAL GROUP		17	8	32%	25
THE WATERMARK AT VISTAWILLA		25			25
TALLAHASSEE DEVELOPMENTAL CENTER		24	1	4%	25
BITTINGS APOTHECARY INC		21	4	16%	25
KIVA AT CANTERBURY, LLC		25			25
SANITAS		4	21	84%	25
ST. CLOUD HOSPITAL		20	5	20%	25
SUNSHINE ASSISTED LIVING		25			25
RJ LEE GROUP	1	23	1	4%	25
ADVENT HEALTH - LAKE MARY PEDIATRICS		16	9	36%	25
FORT VALLEY STATE UNIVERSITY		25			25
FORT CAROLINE GARDENS, INC		23	2	8%	25
SOUTH FLORIDA DIALYSIS CENTER		8	17	68%	25
M&V SAN JOSE MEDICAL CENTER			25	100%	25
GASTROENTEROLOGY ASSOCIATES OF PENSACOLA PA		22	3	12%	25
UNION CHD		22	3	12%	25
PACIFICA SENIOR LIVING FORT MYERS		15	9	38%	24
THE CHAPPEL GROUP RESEARCH		24			24
HOLLISMED LLC		22	2	8%	24
JOSEF SCHENKER MD PC		24			24
HERITAGE OAKS ASSISTED LIVING & MEMORY CARE		20	4	17%	24
PRIME CARE ONE LLC/HARBORCHASE OF VENICE			24	100%	24
HEALTH MED CENTERS		24			24

COVID-19: testing by laboratory

Data through Feb 25, 2021 verified as of Feb 26, 2021 at 09:25 AM

Data in this report are provisional and subject to change.

The numbers in the table below represent the number of Florida and non-Florida residents for whom test results were received by the Department of Health. A person can be tested by more than one laboratory and can have both positive and negative results. **Therefore, the sum of the numbers in each column will be larger than the total number of people tested.**

Reporting lab	Inconclusive	Negative	Positive	Percent positive	Total
PHYSICIANS PRIMARY CARE OF SW FLORIDA PL		24			24
INTERIM HEALTHCARE OF NORTHWEST FLORIDA INC		22	2	8%	24
MARYLAND DEPARTMENT OF HEALTH			24	100%	24
COASTAL SKIN SURGERY AND DERMATOLOGY		17	7	29%	24
Clearwater Center		10	14	58%	24
APOLLO HEALTH & REHABILITATION		18	6	25%	24
SENIOR HEALTH OF WINTER PARK DUNDEE		24			24
ALL AMERICAN URGENT CARE			24	100%	24
WELLOW URGENT CARE		23	1	4%	24
CANTON-POTSDAM HOSPITAL LABORATORY		23	1	4%	24
ORLANDO CLINICAL RESEARCH CENTER		22	2	8%	24
AVENTIS BIO-SERVICES CTL		24			24
COURTYARDS OF ORLANDO		24			24
MAYO CLINIC JACKSONVILLE		1	23	96%	24
TARPON BAYOU CENTER			24	100%	24
CAPE CORAL HOSPITAL ABG LABORATORY		13	11	46%	24
BAPTIST URGENT CARE		21	3	13%	24
CARILLON SPORTS AND FAMILY MEDICINE		20	4	17%	24
PINELLAS 1 HOME HEALTH CARE CORP		24			24
SENIOR LIVING IV SUN CITY LLC		17	7	29%	24
SPRINGWOOD COURT		19	5	21%	24
VILLAGES REHABILITATION AND NURSING CENTER		24			24
HENNEPIN COUNTY MEDICAL CENTER (HCMC)		13	11	46%	24
SUMMIT MEDICAL GROUP - 75 E NORTHFIELD		22	2	8%	24
THE LODGE AND REHABILITATION CENTER		9	15	63%	24
MED PLUS FLORENCE		20	4	17%	24
MINUTECLINIC DIAGNOSTIC MEDICAL GROUP		22	2	8%	24
MAGNOLIA PEDIATRICS		4	20	83%	24
URGENT CARE USA			24	100%	24
VICK STREET MANOR		24			24
AIR, LAND & SEA PHYSICALS & CONSULTATIONS, LLC		23	1	4%	24
THE COMMONWEALTH OF MASSACHUSETTS			24	100%	24
SUNQUEST		3	21	88%	24
WESTMINSTER WOODS ON JULINGTON CREEK		22	2	8%	24
MADISON COUNTY MEMORIAL HOSP		12	12	50%	24
LABORATORY DYNAMICS		20	4	17%	24
ATRIA AT ST JOSEPHS		24			24
ORANGE COUNTY CORRECTIONS HEALTH SERVICES		24			24
LAKEVIEW HEALTH CARE SYSTEMS		9	14	61%	23
TIFFANY LAKE CARE CENTERS INC		23			23
ENGLEWOOD HOSPITAL AND MEDICAL CENTER		18	5	22%	23
GOOD SAMARITAN HOSPITAL LABORATORY		20	3	13%	23
SARASOTA MEMORIAL NURSING & REHABILITATION CTR		23			23
EGL GENETIC DIAGNOSTICS		1	22	96%	23
GRAND VILLA OF ST. PETERSBURG		21	2	9%	23
WUESTHOFF MEDICAL CENTER-MELBOURNE			23	100%	23

COVID-19: testing by laboratory

Data through Feb 25, 2021 verified as of Feb 26, 2021 at 09:25 AM

Data in this report are provisional and subject to change.

The numbers in the table below represent the number of Florida and non-Florida residents for whom test results were received by the Department of Health. A person can be tested by more than one laboratory and can have both positive and negative results. **Therefore, the sum of the numbers in each column will be larger than the total number of people tested.**

Reporting lab	Inconclusive	Negative	Positive	Percent positive	Total
CARENOW - DOWNTOWN NORTH GULCH		22	1	4%	23
WOODHOUSE INC		17	6	26%	23
NEW JERSEY		22	1	4%	23
BROOKWOOD BAPTIST MEDICAL CENTER		22	1	4%	23
UNIVERSITY HILLS HEALTH AND REHABILITATION CENTER		18	5	22%	23
PHYSICIANS STAT		3	20	87%	23
GROWING TOGETHER PEDIATRICS, LLC		19	4	17%	23
BROOKDALE UNIVERSITY HOSPITAL		22	1	4%	23
MD NOW MEDICAL CENTERS INC		1	22	96%	23
STATE LAB		2	21	91%	23
PALMS MEDICAL GROUP - LAKE CITY WEST		3	20	87%	23
CARDIOLOGY AND MEDICINE ASSOCIATES INC		23			23
CENTERPLACE HEALTH		3	20	87%	23
CHIPOLA MEDICAL ASSOCIATES		4	19	83%	23
NOVANT HEALTH		17	6	26%	23
PARK WEST MEDICAL CENTER		22	1	4%	23
Summit Medical Group Westfield Lab		20	3	13%	23
NOBLE SENIOR LIVING		3	20	87%	23
MINUTECLINIC, LLC #08366		18	5	22%	23
ISLAND COAST PEDIATRICS PA		22	1	4%	23
OMEGA LABORATORIES		19	4	17%	23
HUNT CLUB PEDIATRIC ASSOCIATES LLC		19	4	17%	23
FINLAY C. LABORATORY		3	20	87%	23
JOSEPH SCHENKER MD PC DBA CENTERS URGENT		20	3	13%	23
UF HEALTH NORTH JACKSONVILLE			23	100%	23
GENETIC TECHNOLOGICAL INNOVATIONS, LLC		11	12	52%	23
GRAND LIVING AT LAKEWOOD RANCH		23			23
LONG BEACH URGENT CARE		22			22
PULSE MEDICAL GROUP INC			22	100%	22
MORNINGSIDE MANOR & VILLA ADULT CARE C		22			22
APOLLO SURGERY CENTER		20	2	9%	22
CLEARWATER EMPLOYEE HEALTH CLINIC		7	15	68%	22
BUREAU OF PUBLIC HEALTH	1	3	18	82%	22
COMMUNITY HEALTH OF SOUTH FLORIDA			22	100%	22
ROCKLEDEGE REGIONAL MEDICAL CENTER		17	5	23%	22
ELAN SPANISH SPRINGS		4	18	82%	22
UNIV OF NORTH ALABAMA HEALTH CENTER		21	1	5%	22
ASSISTED LIVING OF BROWARD		22			22
FLORIDA HOSPITAL LABS		12	10	45%	22
FIRST CHOICE PEDIATRICS LOOP		20	2	9%	22
EBEIDS MD PEDIATRICS		19	3	14%	22
THORNBURG PEDIATRICS		21	1	5%	22
PALMETTO PEDIATRICS			22	100%	22
ADVENT HEALTH EXPRESS		9	13	59%	22
CITY OF CAPE CORAL		19	3	14%	22
FORT SANDERS REGIONAL LABORATORY		22			22

COVID-19: testing by laboratory

Data through Feb 25, 2021 verified as of Feb 26, 2021 at 09:25 AM

Data in this report are provisional and subject to change.

The numbers in the table below represent the number of Florida and non-Florida residents for whom test results were received by the Department of Health. A person can be tested by more than one laboratory and can have both positive and negative results. **Therefore, the sum of the numbers in each column will be larger than the total number of people tested.**

Reporting lab	Inconclusive	Negative	Positive	Percent positive	Total
OLIVE BRANCH HEALTH AND REHABILITATION CENTER			22	100%	22
SUNSHINE PEDIATRICS OF CENTRAL FLORIDA PL		20	2	9%	22
SHORE MEMORIAL HOSPITAL		19	3	14%	22
NAPHCARE, INC.		12	10	45%	22
BOCA SIMON LAB		1	21	95%	22
CARE HERE		1	21	95%	22
FLORIDA PEDIATRICS		6	16	73%	22
MOBILE DIVISION LABORATORY		7	15	68%	22
STEWART MEDICAL GROUP INC			22	100%	22
SOLE HEALTH LLC		22			22
ARCPPOINT LABS OF WEST PALM BEACH			22	100%	22
TEN HEALTHCARE		6	16	73%	22
MARATHON HEALTH FOR LIFE		19	3	14%	22
DALE MEDICAL CENTER		17	5	23%	22
MARTHA'S HOUSE & ASSISTED LIVING FACILITY		22			22
GLEN COVE HOSPITAL		22			22
DIACARTA INC.		22			22
SEAGRASS VILLAGE			22	100%	22
MINUTE CLINIC DIAGNOSTIC OF VIRGINIA		17	5	23%	22
CRESTVIEW IMMEDIATE CARE LL			22	100%	22
ADVENT HEALTH MEDICAL GROUP- FAMILY MEDICINE AT DR. PHILIPS		17	5	23%	22
MID FLORIDA PATHOLOGY LLC		21	1	5%	22
CIGNA PBSO WEST PALM			22	100%	22
HOLIDAY MEDICAL ASSOCIATES		1	21	95%	22
UPMC CHAUTAUQUA AT WCA LABORATORY		20	1	5%	21
ADVENTHEALTH MEDICAL GROUP PULMONOLOGY		18	3	14%	21
ROSLYN URGENT CARE		21			21
ST JUDE CHILDRENS RESEARCH HOSPITAL		21			21
ALAN SERURE MD		21			21
GREEN GABLES ASSISTED LIVING FACILITY		21			21
CITRUS CARE CLINIC			21	100%	21
JUPITER MEDICAL CENTER			21	100%	21
CONNECTDX		6	15	71%	21
ARDEN COURTS OF WINTER SPRINGS		18	3	14%	21
HUNTINGTON STATION URGENT CARE		20	1	5%	21
CLINICAL PATHOLOGY LABORATORIES SOUTHEAST			21	100%	21
GRAND VILLA OF ALTAMONTE SPRINGS		14	7	33%	21
ROWLETT MIDDLE ACADEMY		19	2	10%	21
GERALD J KIVETT MD		19	2	10%	21
CARESPOT		1	20	95%	21
JEFFERSON K-12, A SOMERSET SCHOOL- CLINIC		17	4	19%	21
ROCKLEDGE FAMILY HEALTH			21	100%	21
MEDEXPRESS URGENT CARE - BLOOMINGTON		18	3	14%	21
MINUTECLINIC DIAGNOSTIC OF LOUISIANA		20	1	5%	21
HARBOUR ISLAND PEDIATRICS		12	9	43%	21
VIRTUA		17	4	19%	21

COVID-19: testing by laboratory

Data through Feb 25, 2021 verified as of Feb 26, 2021 at 09:25 AM

Data in this report are provisional and subject to change.

The numbers in the table below represent the number of Florida and non-Florida residents for whom test results were received by the Department of Health. A person can be tested by more than one laboratory and can have both positive and negative results. **Therefore, the sum of the numbers in each column will be larger than the total number of people tested.**

Reporting lab	Inconclusive	Negative	Positive	Percent positive	Total
ROBERT H JENKINS JR VETERANS' DOMICILIARY HOME OF		18	3	14%	21
SANFORD PEDIATRIC ASSOCIATES, PA		19	2	10%	21
INTERNATIONAL MEDICAL LABORATORY INC		21			21
PHYSICIANS CARE		18	3	14%	21
TOTAL ACCESS URGENT CARE			21	100%	21
PRIMECARE OF DOTHAN-DALEVILLE CLINIC		16	5	24%	21
WINTER PARK FAMILY PRACTICE LLC		17	3	15%	20
BEST MEDICAL CENTER		11	9	45%	20
HIGHLANDS COUNTY FIRE RESCUE		20			20
WINSHIPS PHARMACY INC		20			20
HEALTHY MINORS, LLC.		20			20
VIERA FAMILY MEDICINE AND WELLNESS		16	4	20%	20
AMERICAN HEALTH ASSOCIATES INC		3	17	85%	20
SOUTH CAROLINA DEPARTMENT OF HEALTH			20	100%	20
MORRIS PARK URGENT CARE		17	3	15%	20
NEW YORK METHODIST HOSPITAL		16	4	20%	20
BROOKDALE MANDARIN CENTRAL		7	13	65%	20
LAKE WORTH MANOR		19	1	5%	20
HOWARD BEACH URGENT CARE		20			20
PROFESSIONAL PARK PEDIATRICS PA			20	100%	20
NEWYORK-PRESBYTERIAN/ LAWRENCE HOSPITAL LABORATORY		18	2	10%	20
MEDICAL EXPRESS CORP		18	2	10%	20
CL BRUMBACK PRIMARY CARE CLINIC LANTANA		2	18	90%	20
HENDRY REGIONAL CORPORATE HEALTH			20	100%	20
UNIVERSITY OF ILLINOIS VETERINARY DIAG		20			20
CORE LABORATORY		1	19	95%	20
ODYSSEY HEALTHCARE OF MARION COUNTY, LLC		19	1	5%	20
TOTTENVILLE CIRCLE URGENT CARE		20			20
ERIC C MARSHAL MD, PC DBA MINUTECLINIC		19	1	5%	20
TIMBERLANE LODGE ALF	1	12	7	35%	20
ISLAND LAKE CENTER		4	16	80%	20
RAINBOW PEDIATRIC CENTER		2	18	90%	20
ESTATES MEDICAL CENTER		12	8	40%	20
POINT OF CARE CLINICS PRIMARY CARE		20			20
UAH STUDENT HEALTH CENTER		13	7	35%	20
GRAND VILLA OF NEW PORT RICHEY		13	7	35%	20
HALIFAX HEALTH URGENT CARE		3	17	85%	20
REDITUS LABORATORIES			20	100%	20
BAY PEDIATRICS PA		18	2	10%	20
CONSOLIDATED LAB SERVICES		10	10	50%	20
CARESPOT OF NOCATEE		1	19	95%	20
COOPER HEALTHCARE		20			20
BAPTIST HEALTH URGENT CARE AT PLANTATION		17	3	15%	20
JUST FOR KIDS PEDIATRICS		5	15	75%	20
PONCE PLAZA NURSING & REHAB CENTER		4	16	80%	20
BETHESDA HEALTH PHYSICIAN GROUP INC			20	100%	20

COVID-19: testing by laboratory

Data through Feb 25, 2021 verified as of Feb 26, 2021 at 09:25 AM

Data in this report are provisional and subject to change.

The numbers in the table below represent the number of Florida and non-Florida residents for whom test results were received by the Department of Health. A person can be tested by more than one laboratory and can have both positive and negative results. **Therefore, the sum of the numbers in each column will be larger than the total number of people tested.**

Reporting lab	Inconclusive	Negative	Positive	Percent positive	Total
ADIRONDACK MEDICAL CENTER		20			20
MINUTECLINIC DIAGNOSTIC OF TN PC #378		19	1	5%	20
LAKE SHERIFF		20			20
TGH MEDICAL GROUP LABORATORY CARROLLWOOD			20	100%	20
CLERMONT ADVENTHEALTH CENTRA CARE		1	18	95%	19
Ocala Oaks Rehabilitation Center		13	6	32%	19
FLORIDA COMMUNITY HEALTH CENTER OF ST. LUCIE		1	18	95%	19
ADVANCED URGENT CARE CENTER		7	12	63%	19
LAB INTERMARKET FACILITY LAB		1	18	95%	19
BRIDGEWAY HEALTH CLINICS INC			19	100%	19
HUNT CLUB MEDICAL		13	6	32%	19
TENNESSEE DEPARTMENT OF HEALTH		14	5	26%	19
ANYLABTESTNOW		6	13	68%	19
NO NAME		8	11	58%	19
BIOREFERENCE LABORATORIES INC		3	16	84%	19
BAPTIST HEALTH URGENT CARE AT WEST BOCA		18	1	5%	19
ASURANCE SCIENTIFIC LABORATORIES		19			19
Sovereign Laboratory Services, LLC		17	2	11%	19
ALL PEDIATRIC CARE			19	100%	19
LOVING CARE OF THE TREASURE COAST LLC	1	13	5	26%	19
WELLMED AT LAKE COPELAND		13	6	32%	19
MONROE COUNTY DETENTION CENTER			19	100%	19
ADVENTHEALTH MEDICAL GROUP MULTISPECIALTY			19	100%	19
OHIO CVS STORES, LLC DBA		17	2	11%	19
TEXAS DEPARTMENT OF STATE HEALTH SERVICES		3	16	84%	19
ROYAL PALM MEDICAL GROUP, INC		19			19
JACKSON NORTH MEDICAL CENTER		2	17	89%	19
REHAB AND HEALTHCARE CENTER OF CAPE CORAL		19			19
MICHELLE S PAGE MD PA		18	1	5%	19
MINIMALLY INVASIVE VASCULAR INC		17	2	11%	19
WELLMED AT PLANT CITY		10	9	47%	19
COASTAL FAMILY PRACTICE		11	8	42%	19
FLORIDA HOSPITAL WINTER GARDEN		15	4	21%	19
Wesley Place on Honeysuckle		17	2	11%	19
SONATA BOYNTON BEACH		17	2	11%	19
OCEAN REEF MEDICAL CENTER, LLC			19	100%	19
NANO HEALTH ASSOCIATES LLC		19			19
GENTIVA HEALTH SERVICES		17	2	11%	19
BARTON FAMILY PRACTICE		8	11	58%	19
ESOTERIX GENETIC LABORATORIES		16	3	16%	19
BAYVIEW MEDICAL		19			19
REGENCY SQUARE MALL - SEARS		3	16	84%	19
MED HEALTH SERVICES		18	1	5%	19
SEVEN RIVERS REGIONAL MEDICAL CENTER		5	14	74%	19
COLLIER COUNTY JAIL		19			19
ST VINCENT'S EAST		17	2	11%	19

COVID-19: testing by laboratory

Data through Feb 25, 2021 verified as of Feb 26, 2021 at 09:25 AM

Data in this report are provisional and subject to change.

The numbers in the table below represent the number of Florida and non-Florida residents for whom test results were received by the Department of Health. A person can be tested by more than one laboratory and can have both positive and negative results. **Therefore, the sum of the numbers in each column will be larger than the total number of people tested.**

Reporting lab	Inconclusive	Negative	Positive	Percent positive	Total
INTEGRATED REGIONAL LABORATORIES - LARGO			19	100%	19
BAYFRONT HMA CONVENIENT CARE, LLC		2	17	89%	19
STONE WASH CLINICAL LABORATORIES		2	17	89%	19
GRACE WELLNESS CENTER		8	11	58%	19
PEDIATRIC ASSOCIATES PA		17	2	11%	19
GOOD SAMARITAN SOCIETY OF DAYTONA		16	3	16%	19
NEW YORK PRESBYTERIAN - ALLEN HOSPITAL		19			19
FLUSHING HOSPITAL MEDICAL CENTER		16	3	16%	19
MADISON CORE LABORATORIES		17	1	6%	18
PALM BAY FAMILY PRACTICE		4	14	78%	18
DIXIE COUNTY HEALTH DEPARTMENT		11	7	39%	18
CRANES VIEW LODGE			18	100%	18
FAMILY CARE CYPRESS CREEK		1	17	94%	18
MOORINGS PARK OAKSTONE AT GREY OAKS		17	1	6%	18
GUARDANT HEALTH		13	5	28%	18
CABOT RESERVE ON THE GREEN		18			18
BOZEMAN HEALTH DEACONESS HOSPITAL		13	5	28%	18
Z UROLOGY		18			18
MINUTECLINIC DIAGNOSTIC OF ILLINOIS L		15	3	17%	18
MINUTECLINIC DIAGNOSTIC OF RHODE ISLAND, LLC #590		17	1	6%	18
Grand Villa of Clearwater		16	2	11%	18
OCEANSIDE URGENT CARE		18			18
XPRESS WELLNESS URGENT CARE			18	100%	18
ORLANDO FAMILY MEDICINE		7	11	61%	18
DEPT OF VA MEDICAL CENTER - BAY PINES			18	100%	18
CENTRAL FLORIDA PEDIATRIC URGENT CARE LLC		16	2	11%	18
MCWHORTER SCHOOL OF PHARMACY		18			18
ST. JUDES LABORATORIES		12	6	33%	18
JOSEF SCHENKER MD PC DBA CENTERS URGENT		17	1	6%	18
BASSETTI & ASSOCIATES, MD, PA			18	100%	18
UM MILLER SCHOOL OF MEDICINE			18	100%	18
MARION COUNTY HEALTH DEPARTMENT		17	1	6%	18
HARTFORD HOSPITAL ANCILLARY LAB		17	1	6%	18
SOUTH NASSAU COMMUNITIES HOSPITAL		14	4	22%	18
WALGREEN EASTERN CO, INC		18			18
CHARLOTTE CHD PORT CHARLOTTE		14	4	22%	18
MINUTECLINIC DIAGNOSTIC OF NORTH CAROLINA PC		15	3	17%	18
MINUTECLINIC DIAGNOSTICS MEDICAL GROUP		17	1	6%	18
MINUTECLINIC DIAGNOSTIC PA		16	2	11%	18
ADULT MEDICINE OF LAKE COUNTY INC			18	100%	18
WALGREENS COVID-19		14	4	22%	18
COMMONWEALTH OF MASSACHUSETTS			18	100%	18
ENCOMPASS HEALTH REHABILITATION HOSPITAL OF SARASOTA		18			18
GENERAL INTERNAL MEDICINE MEDICAL CTR CLINIC		13	5	28%	18
UTAH DEPARTMENT OF HEALTH			18	100%	18
MARQUES PEDIATRICS			18	100%	18

COVID-19: testing by laboratory

Data through Feb 25, 2021 verified as of Feb 26, 2021 at 09:25 AM

Data in this report are provisional and subject to change.

The numbers in the table below represent the number of Florida and non-Florida residents for whom test results were received by the Department of Health. A person can be tested by more than one laboratory and can have both positive and negative results. **Therefore, the sum of the numbers in each column will be larger than the total number of people tested.**

Reporting lab	Inconclusive	Negative	Positive	Percent positive	Total
ASCENSION ST VINCENT'S PRIMARY CARE		1	17	94%	18
TPCA CLINICAL LABORATORIES		15	3	17%	18
MINUTE CLINIC DIAGNOSTIC OF VIRGINIA, LLC		18			18
TOTAL RENAL LABORATORIES INC		13	5	28%	18
DASCENA, INC		15	3	17%	18
COMMUNITY HOME HEALTH CARE		18			18
AURORA DIAGNOSTICS		6	12	67%	18
OSCEOLA ALF OPERATOR, LLC DBA□		18			18
COAST MED URGENT CARE		16	1	6%	17
FORT WALTON BEACH DEVELOPMENTAL CENTER		16	1	6%	17
PARRISH HEALTH CENTER		14	3	18%	17
1 TOUCH TOTALCARE SOLUTIONS		16	1	6%	17
HEALTHCARE NOW			17	100%	17
URGENT TEAM		14	3	18%	17
MINUTECLINIC, LLC, DBA MINUTECLINIC #5		14	3	18%	17
JESSIE TRICE COMMUNITY HEALTH SYSTEM, INC		1	16	94%	17
PRATTVILLE BAPTIST HOSPITAL		13	4	24%	17
BAYCARE MEDICAL GROUP INC			17	100%	17
BAY BREEZE HEALTH AND REHABILITATION CENTER		9	8	47%	17
THE CANOPY AT HARPER LAKE	1		16	94%	17
TENDER CARE ALF		17			17
DIEGO FALLON MD PA		6	11	65%	17
UNIVERSITY OF ALABAMA - FUNGAL REFERENCE LABORATORY		12	5	29%	17
MD PLUS URGENT CARE, LLC			17	100%	17
Citymd Of Lacey		15	2	12%	17
WELLINGTON FAMILY PRACTICE		13	4	24%	17
MARCO DRUGS AND COMPOUNDING		13	4	24%	17
RESOLVE MOLECULAR DIAGNOSTICS		13	4	24%	17
UVMCM MICROBIOLOGY		16	1	6%	17
SHELBY BAPTIST MEDICAL CENTER		12	5	29%	17
CARENOW URGENT CARE-BRENTWOOD		11	6	35%	17
PRIMARY CARE WALK IN CLINIC PLLC			17	100%	17
BROOKDALE CROWN POINT			17	100%	17
GLEN OAKS URGENT CARE		16	1	6%	17
Grand Villa of Deerfield Beach		15	2	12%	17
PRIMARY CARE MEDICINE	1	13	3	18%	17
INN AT LAKE SEMINOLE SQUARE, THE		17			17
Floral Health and Rehabilitation, LLC		16	1	6%	17
VALLEY IMMEDIATE CARE		15	2	12%	17
ROSS MEDICAL GROUP			17	100%	17
DOCTOR TODAY TLC LLC			17	100%	17
BAYLOR GENETICS		6	11	65%	17
GENETIC TECHNOLOGICAL INNOVATIONS			17	100%	17
HARLEM HOSPITAL CENTER		16	1	6%	17
LEE COMMUNITY HEALTHCARE - LEHIGH		16	1	6%	17
ROBERT WOOD JOHNSON UNIVERSITY HOSP		15	2	12%	17

COVID-19: testing by laboratory

Data through Feb 25, 2021 verified as of Feb 26, 2021 at 09:25 AM

Data in this report are provisional and subject to change.

The numbers in the table below represent the number of Florida and non-Florida residents for whom test results were received by the Department of Health. A person can be tested by more than one laboratory and can have both positive and negative results. **Therefore, the sum of the numbers in each column will be larger than the total number of people tested.**

Reporting lab	Inconclusive	Negative	Positive	Percent positive	Total
MASSACHUSETTS GENERAL HOSPITAL		1	16	94%	17
LAKELAND HILLS CENTER		10	7	41%	17
ST ELIZABETH MEDICAL CENTER LABORATORY		16	1	6%	17
BAYCARE HEALTH SYSTEMS, LLC			17	100%	17
DOCTORS MEDICAL CENTER OF WALTON COUNTY CLINIC			17	100%	17
URGENT CARE AT LONGWOOD			17	100%	17
URGENT CARE WEST CLINIC		14	3	18%	17
HELIX DIAGNOSTICS			17	100%	17
TRINITY MEDICAL ASSOCIATES LLC			17	100%	17
49D2045214PHYSICIAN OFFICE WAIVER MEDEXPRESS URGENT CARE - HARRISONBU		8	9	53%	17
BROOKDALE ST AUGUSTINE			17	100%	17
PBSO WEST PALM FAMILY PRACTICE		1	15	94%	16
CRUCIAL CARE		10	6	38%	16
CLEVELAND CLINIC			16	100%	16
PANAMA CITY VITAS HOSPICE		16			16
REGENEXX TAMPA BAY		14	2	13%	16
XERA MED RESEARCH			16	100%	16
BAY COUNTY HEALTH DEPARTMENT		12	4	25%	16
MEDICINE AT LONGWOOD		16			16
MIRIMUS INC		1	15	94%	16
STATEN ISLAND UNIVERSITY HOSPITAL		15	1	6%	16
INTERNAL MEDICINE ASSOCIATES & SPECIALTIES INC		15	1	6%	16
ADEPT INPATIENT MEDICAL SERVICES PC		16			16
SRMC AVALON		9	7	44%	16
MEDI STATION			16	100%	16
REOPEN DIAGNOSTICS			16	100%	16
OKEECHOBEE HEALTHCARE FACILITY			16	100%	16
KINDRED HOSPITAL OCALA		14	2	13%	16
ALL FLORIDA FAMILY & SPORTS MEDICINE		15	1	6%	16
ADVENT HEALTH - KISSIMMEE		6	10	63%	16
STARLING AT NOCATEE			16	100%	16
SOMA MEDICAL CENTER # 4		2	14	88%	16
DARDEN WELLNESS CENTER		13	3	19%	16
STEINHATCHEE DRUGS		13	3	19%	16
ST CATHERINE OF SIENA HOSPITAL		14	2	13%	16
BAPTIST MEMORIAL HEALTH CARE		14	2	13%	16
FAST TRACK URGENT CARE CENTER - TYRONE			16	100%	16
ADVENT HEALTH - ZEPHYRHILLS			16	100%	16
CARESPOT EXPRESS HEALTHCARE			16	100%	16
MINUTECLINIC MINUTECLINIC #8746		15	1	6%	16
NORTHWEST FLORIDA COMMUNITY HOSPITAL 3RD FLOOR		14	2	13%	16
LAKEWOOD RANCH MEDICAL CENTER CLINICAL LAB			16	100%	16
SOMA MEDICAL CENTER PA			16	100%	16
UNIVERSITY LAB			16	100%	16
CALLAWAY CLINIC		11	5	31%	16
Lab MSMC Hialeah			16	100%	16

COVID-19: testing by laboratory

Data through Feb 25, 2021 verified as of Feb 26, 2021 at 09:25 AM

Data in this report are provisional and subject to change.

The numbers in the table below represent the number of Florida and non-Florida residents for whom test results were received by the Department of Health. A person can be tested by more than one laboratory and can have both positive and negative results. **Therefore, the sum of the numbers in each column will be larger than the total number of people tested.**

Reporting lab	Inconclusive	Negative	Positive	Percent positive	Total
PRO HEALTH FAMILY PHYSICIANS, NYSTROM		16			16
MINUTECLINIC DIAGNOSTIC OF PENNSYLVANIA		16			16
ALBIBI		1	15	94%	16
A LILIKO'I PHARMACY LLC		15	1	6%	16
ACCESS HEALTH CARE PHYSICIANS LLC		5	11	69%	16
JS HEALTHCARE INC		16			16
MEDEXPRESS URGENT CARE, MOON TOWNSHIP		15	1	6%	16
NOVANT HEALTH GOHEALTH URGENT CARE-HARRISBURG		8	8	50%	16
URGENT CARE CLINIC OF LINCOLN		14	2	13%	16
AUBURN COMMUNITY HOSPITAL		14	2	13%	16
MAITLAND PRIMARY CARE		9	7	44%	16
MINUTE CLINIC DIAGNOSTIC OF NEW JERSEY		16			16
JOSEPH MIGNOGNA		13	3	19%	16
CAREHERE- LCS LEESBURG			16	100%	16
ST AUGUSTINE PLANTATION		1	15	94%	16
HEALTH CENTRAL HOSPITAL			16	100%	16
PROMEDICA LABORATORIES		11	5	31%	16
MILLENNIUM PHYSICIAN GRP LLC NAPLES PINE RIDGE			16	100%	16
MEDEXPRESS URGENT CARE LEWISBURG		15	1	6%	16
MINUTECLINIC DIAGNOSTIC OF TEXAS		13	3	19%	16
BONIFAY NURSING AND REHABILITATION CENTER			16	100%	16
SUMMERGATE PHARMACY		15	1	6%	16
CLEVELAND CLINIC FLORIDA		1	15	94%	16
BVL PEDIATRICS		14	2	13%	16
NORTHWEST FLORIDA SLEEP		1	15	94%	16
OAKMONTE VILLAGE OF DAVIE			15	100%	15
ST ANTHONY'S HOSP PATIENT CARE SERVICE			15	100%	15
TREEHOUSE PEDIATRICS & FAMILY CARE		15			15
BESSENT ROAD GROUP HOME		15			15
STAT MEDICAL CLINIC III INC		10	5	33%	15
FLORIDA DEPARTMENT OF HEALTH IN HILLSBOROUGH COUNTY		1	14	93%	15
CUSTEAD CARE CENTER HAVEN HOSPICE		12	3	20%	15
TELEVISIT MALABAR PEDIATRICS		5	10	67%	15
ORLANDO HEALTH		2	13	87%	15
BLOUNT MEMORIAL HOSPITAL		13	2	13%	15
COMMUNITY HEALTH OF SOUTH FLORIDA INC			15	100%	15
DIATHERIX		13	2	13%	15
SHERMAN-ABRAMS LABORATORY INC		12	3	20%	15
EXPRESS FAMILY CARE LLC			15	100%	15
MEADOWCREST MOLECULAR DIAGNOSTICS, LLC			15	100%	15
FAMILY CARE			15	100%	15
HOLLEY-NAVARRE MEDICAL CLINIC		5	10	67%	15
SINAI HOSPITAL OF BALTIMORE		15			15
AJU GEORGE MD PA			15	100%	15
MULBERRY'S MOBILE PROVIDER SERVICES LLC		1	14	93%	15
MINUTECLINIC, LLC, DBA MINUTECLINIC #2544		14	1	7%	15

COVID-19: testing by laboratory

Data through Feb 25, 2021 verified as of Feb 26, 2021 at 09:25 AM

Data in this report are provisional and subject to change.

The numbers in the table below represent the number of Florida and non-Florida residents for whom test results were received by the Department of Health. A person can be tested by more than one laboratory and can have both positive and negative results. **Therefore, the sum of the numbers in each column will be larger than the total number of people tested.**

Reporting lab	Inconclusive	Negative	Positive	Percent positive	Total
TALLAHASSEE VA OPC		14	1	7%	15
UNAVAILABLE/UNKNOWN/NO INFORMATION FOUND			15	100%	15
MEDEXPRESS URGENT CARE - TIMBERLAKE		14	1	7%	15
WEEMS MEDICAL CENTERS		10	5	33%	15
EASTLAKE PEDIATRICS - TRINITY		15			15
PATHLINE			15	100%	15
LAKE HOWARD HEIGHTS	1	12	2	13%	15
HODGES CLUSTER		2	13	87%	15
ENCOMPASS HEALTH REHABILITATION HOSPITAL OF PANAMA CITY		10	5	33%	15
LPG PULMONOLOGY-COCONUT POINT		13	2	13%	15
NORTHWEST FLORIDA ENT, PA		5	10	67%	15
CAREATC INC BRANDON	1	13	1	7%	15
Astoria Health and Rehab		15			15
MINUTECLINIC #8699		12	3	20%	15
MEDLAB ASSOCIATES LLC		15			15
TMH FSU RAPID LABORATORY		2	13	87%	15
FAMILY CARE CENTER OF ARLINGTON		10	5	33%	15
COLLEGE POINT URGENT CARE		13	2	13%	15
MI CASA DORADA ASSISTED LIVING FACILIT		15			15
FORT HAMILTON URGENT CARE		15			15
CLINIC OF PEDIATRICS & GI MEDICINE INC		1	14	93%	15
MINUTECLINIC DIAGNOSTIC OF MICHIGAN PC		14	1	7%	15
PALM BEACH GARDENS MEDICAL CENTER			15	100%	15
BAYCARE MEDICAL GROUP INC			15	100%	15
GRAND VILLA OF ORMOND BEACH		13	2	13%	15
EAR NOSE & THROAT ASSOCIATES OF MANATEE PA		15			15
BAPTIST MEDICAL CENTER EAST		11	4	27%	15
MILTON 4707		15			15
WALK IN URGENT CARE			15	100%	15
MIAMI BEACH MEDICAL GROUP LLC			14	100%	14
MC DIAGNOSTIC OF CONNECTICUT, PC #775		13	1	7%	14
TREASURE COAST URGENT CARE			14	100%	14
EPIPHANY HEALTH		8	6	43%	14
SIGMUND LABS LLC		14			14
OPTIONS FOR SENIORS INC DBA PALM KREST MANOR		12	2	14%	14
NORTHWESTERN MEMORIAL HOSPITAL			14	100%	14
BOCA SIMON		2	12	86%	14
The Evangelical Lutheran Good Samaritan Society		14			14
PRIMARY CARE SPECIALISTS OF ORLANDO LLC		11	3	21%	14
CVS NY4098030POCT NEW YORK		14			14
TALLAHASSEE PRIMARY CARE ASSOCIATES PA		12	2	14%	14
HOPE HEALTHCARE		14			14
ALASKA PUBLIC HEALTH LAB		1	13	93%	14
HEALTHFIRST ADVENT HEALTH CENTRA CARE COCOA BEACH			14	100%	14
Terrace of Jacksonville			14	100%	14
MIDNIGHT MEDICINE			14	100%	14

COVID-19: testing by laboratory

Data through Feb 25, 2021 verified as of Feb 26, 2021 at 09:25 AM

Data in this report are provisional and subject to change.

The numbers in the table below represent the number of Florida and non-Florida residents for whom test results were received by the Department of Health. A person can be tested by more than one laboratory and can have both positive and negative results. **Therefore, the sum of the numbers in each column will be larger than the total number of people tested.**

Reporting lab	Inconclusive	Negative	Positive	Percent positive	Total
Belleair Healthcare Center		8	6	43%	14
VANDERBILT UNIVERSITY MEDICAL CENTER		11	3	21%	14
SOUTHEASTERN LABORATORY			14	100%	14
HUDSON VALLEY HOSPITAL CENTER LABORATORY		13	1	7%	14
STEWART MELBOURNE HOSPITAL, INC	1		13	93%	14
PULSE & REMEDY LLC			14	100%	14
ST CLOUD MEDICAL GROUP		12	2	14%	14
WINDSOR WOODS REHAB & HEALTHCARE CTR		13	1	7%	14
TANVIR H SHAGAR NP		14			14
MORTON PLANT MEASE			14	100%	14
MEDEMERGE		13	1	7%	14
MINUTECLINIC DIAGNOSTIC OF LOUISIANA,		13	1	7%	14
INDIANA STATE DEPARTMENT OF HEALTH		1	13	93%	14
DAVITA DIALYSIS		4	10	71%	14
OPIS ISLAND LAKE CENTER		13	1	7%	14
RIVERSIDE COTTAGES AT THE SHORES, LLC			14	100%	14
SOUTHEASTERN UNIVERSITY INC		14			14
MEDEXPRESS URGENT CARE - ROBINSON TWP, STEUBENVILLE PIKE		12	2	14%	14
BENTON HOUSE OF PORT ORANGE		8	6	43%	14
UC HEALTH UNIVERSITY HOSPITAL		11	3	21%	14
GRAND VILLA OF PINELLAS PARK		13	1	7%	14
WEEMS MEMORIAL HOSPITAL		10	4	29%	14
ST JOSEPH HOSPITAL		13	1	7%	14
MELBOURNE FAMILY PRACTICE		12	2	14%	14
Consulate Health Care of Jacksonville			14	100%	14
POLK CHD BARTOW		13	1	7%	14
ALAN L MELOTEK MD		14			14
SANDALWOOD NURSING CENTER		14			14
LUCID DIAGNOSTICS LABS			13	100%	13
PROHEALTH CARE ASSOCIATES MOBILE		10	3	23%	13
VILLA OF KINGS AND QUEENS OF DELRAY		13			13
THE PALMS PHARMACY, INC		12	1	8%	13
ST VINCENT'S URGENT CARE		10	3	23%	13
BROOKDALE DELAND			13	100%	13
FAMILY MEDICINE OF WESTON LLC		5	8	62%	13
SHELBY COUNTY HEALTH CARE CORPORATION		10	3	23%	13
CLINICAL LABORATORY SERVICES			13	100%	13
HARBOR CHASE OF JACKSONVILLE			13	100%	13
MINUTECLINIC DIAGNOSTIC OF TN, PC 6438		11	2	15%	13
SOUTHEAST FAMILY HEALTHCARE CENTER			13	100%	13
UNIVERSITY HOSPITAL UC HEALTH		9	4	31%	13
PASSPORT HEALTH OF TAMPA BAY		13			13
PREMIER LABORATORY SERVICES, LLC		5	8	62%	13
MINUTECLINIC DIAGNOSTIC OF TN PC #6435		13			13
AVALON MEDICAL WALK IN CLINIC			13	100%	13
ORCHID COVE		3	10	77%	13

COVID-19: testing by laboratory

Data through Feb 25, 2021 verified as of Feb 26, 2021 at 09:25 AM

Data in this report are provisional and subject to change.

The numbers in the table below represent the number of Florida and non-Florida residents for whom test results were received by the Department of Health. A person can be tested by more than one laboratory and can have both positive and negative results. **Therefore, the sum of the numbers in each column will be larger than the total number of people tested.**

Reporting lab	Inconclusive	Negative	Positive	Percent positive	Total
FLORIDA STATE HOSPITAL			13	100%	13
FORT PIERCE FAMILY CARE INC		7	6	46%	13
MIAMI BEACH MEDICAL GROUP			13	100%	13
DYNAMIC DNA LAB		1	12	92%	13
BRYAN WHITFIELD MEMORIAL HOSPITAL		8	5	38%	13
VRL EUROFINs - HAWAII		13			13
ESCAMBIA COMMUNITY CLINIC		2	11	85%	13
BELLEVUE HOSPITAL CENTER DEPARTMENT		13			13
COMPREHENSIVE CHILDCARE ASSOCIATES		8	5	38%	13
METROPOLITAN CHARITIES INC		12	1	8%	13
ADVENT HEALTH - WINTER HAVEN		7	6	46%	13
VALDOSTA FAMILY MEDICINE		1	12	92%	13
MONTEFIORE ST LUKE'S CORNWALL HOSPITAL		10	3	23%	13
ROCKLEDGE		3	10	77%	13
LEE MEMORIAL HEALTH SYSTEM		10	3	23%	13
VITAS HEALTHCARE CORPORATION OF FL			13	100%	13
EAR NOSE AND THROAT ASSOCIATES OF MANATEE, P.A.		10	3	23%	13
HORIZON MEDICAL GROUP		11	2	15%	13
COVANCE CENTRAL LABORATORY			13	100%	13
ORANGE REGIONAL MEDICAL CENTER LABORATORY		10	3	23%	13
A AND R RESEARCH GROUP LLC		10	3	23%	13
Sunnyside Care Center		13			13
INTERMOUNTAIN CENTRAL LAB		1	12	92%	13
CVS MINUTE CLINIC DIAGNOSTIC OF TEXAS LLC		10	3	23%	13
GLENBROOKE AT PALM BAY			13	100%	13
LONG ISLAND JEWISH VALLEY STREAM		12	1	8%	13
CARLOS F FUSTER MD PA		13			13
MINUTECLINIC DIAGNOSTIC OF TN PC #566		11	2	15%	13
GRAND VILLA OF ENGLEWOOD		9	4	31%	13
WORLD WRESTLING ENTERTAINMENT			13	100%	13
IN-OFFICE LAB		12	1	8%	13
BROOKLYN HOSPITAL CENTER DOWNTOWN CAMPUS		13			13
PARKWEST MEDICAL CENTER		11	2	15%	13
NEWPATH DIAGNOSTICS		7	6	46%	13
MINUTECLINIC DIAGNOSTIC OF TN, PC 374		9	4	31%	13
PHELPS HOSPITAL LABORATORY		11	2	15%	13
CAREATC			13	100%	13
FLORIDA MEDICAL CLINIC IM MLK		9	4	31%	13
Hackensack Umc Mountainside		12	1	8%	13
NOVALIFE MEDSPA			13	100%	13
ELTINGVILLE CIRCLE URGENT CARE		13			13
ENCOMPASS HOME HEALTH OF THE SOUTHEAST LLC		13			13
LPG PRIMARY CARE AT SURFSIDE		12	1	8%	13
FLORIDA MEDICAL CLINIC - MULTI SPECIALTY CAMPUS		4	9	69%	13
ARNOT OGDEN MEDICAL CENTER LABORATORY		13			13
BAYA URGENT CARE LLC		1	12	92%	13

COVID-19: testing by laboratory

Data through Feb 25, 2021 verified as of Feb 26, 2021 at 09:25 AM

Data in this report are provisional and subject to change.

The numbers in the table below represent the number of Florida and non-Florida residents for whom test results were received by the Department of Health. A person can be tested by more than one laboratory and can have both positive and negative results. **Therefore, the sum of the numbers in each column will be larger than the total number of people tested.**

Reporting lab	Inconclusive	Negative	Positive	Percent positive	Total
MAINSTREET FAMILY SELECT		1	12	92%	13
CROSS CARE CENTER			13	100%	13
GLEN OAKS HEALTH AND REHABILITATION CENTER			12	100%	12
BERGEN NEW BRIDGE M		11	1	8%	12
MULBERRY CARE CENTER		7	5	42%	12
AVENTURA HOSPITAL AND MEDICAL CENTER			12	100%	12
OHIO STATE UNIVERSITY MEDICAL CENTER			12	100%	12
LEE PHYSICIAN GROUP		11	1	8%	12
MC DIAGNOSTIC OF CONNECTICUT, PC #1960		12			12
NAPLES GREEN VILLAGE		12			12
LIFE CARE OF PORT SAINT LUCIE		3	9	75%	12
IREPERTOIRE_MOL_LAB		12			12
PARROTT MEDICAL CLINIC			12	100%	12
MINUTECLINIC DIAGNOSTIC OF TN, PC 4992		12			12
CARENOW URGENT CARE-WEST END		7	5	42%	12
ORMOND MEDICAL ARTS		3	9	75%	12
FLORIDA DEPT OF HEALTH		4	8	67%	12
GNT ASSOCIATES		11	1	8%	12
MERIDIAN AT WATERWAYS, THE		10	2	17%	12
BAPTIST HEALTH			12	100%	12
MC DIAGNOSTIC OF CONNECTICUT PC #459		12			12
LAB UNKNOWN		1	11	92%	12
Lady Lake Specialty Care			12	100%	12
ADVENTHEALTH MEDICAL GROUP CARE CLINIC AT		8	4	33%	12
FLORIDA PRESBYTERIAN HOMES INC		11	1	8%	12
MED TECH SERVICES OF PALM BEACH INC		12			12
GEORGE W FERGUSON MD-CONCIERGE MEDICAL SERVICES PL		11	1	8%	12
PANCARE HEALTH - WEWA ELEMENTARY			12	100%	12
WALGREEN		4	8	67%	12
TLC FAMILY CARE HOME INC		12			12
CVS MINUTE CLINIC, LLC		10	2	17%	12
BAPTIST PRIMARY CARE PONTE VEDRA		6	6	50%	12
INNOVATIVE RESEARCH OF WEST FLORIDA		9	3	25%	12
THE PLAZA AT PARKSQUARE		12			12
VERITAS RESEARCH CORP			12	100%	12
APPLE DIAGNOSTICS LAB		5	7	58%	12
MIRACLE ALF INC		12			12
GRAND VILLA OF BOYNTON BEACH		11	1	8%	12
ACADIAN DIAGNOSTIC LABORATORIES		8	4	33%	12
COLLIER COUNTY HEALTH DEPT.		7	5	42%	12
MERCY MEDICAL CENTER		5	7	58%	12
MI2297090CV HOLLAND-23D2189684		12			12
SOMA MEDICAL CENTER, P.A.			12	100%	12
MINUTECLINIC DIAGNOSTIC OF NORTH		11	1	8%	12
WACO HHSSURGEWACO	1	10	1	8%	12
LEON CHD		12			12

COVID-19: testing by laboratory

Data through Feb 25, 2021 verified as of Feb 26, 2021 at 09:25 AM

Data in this report are provisional and subject to change.

The numbers in the table below represent the number of Florida and non-Florida residents for whom test results were received by the Department of Health. A person can be tested by more than one laboratory and can have both positive and negative results. **Therefore, the sum of the numbers in each column will be larger than the total number of people tested.**

Reporting lab	Inconclusive	Negative	Positive	Percent positive	Total
ADVENTHEALTH MEDICAL GROUP		9	3	25%	12
FAMILY MEDICINE AT LONGWOOD			12	100%	12
TNC WALK IN CLINIC		9	3	25%	12
SARASOTA - ROBERT L TAYLOR COMMUNITY CENTER□		1	11	92%	12
BROOKDALE CITRUS			12	100%	12
ADVENTHEALTH MEDICAL GROUP PEDIATRICS AT		2	10	83%	12
ST PETER'S UNIVERSITY HOSPITAL		9	3	25%	12
UNIVERSITY OF MIAMI MILLER SCHOOL			12	100%	12
FHCP-PORT ORANGE		3	9	75%	12
TMH PHYSICIAN PARTNERS - MONTICELLO		10	2	17%	12
URGENT CARE USA LLC		1	11	92%	12
SUWANNEE COUNTY JAIL		11	1	8%	12
HAVEN HOSPICE			12	100%	12
CVS TN5639POCT FARRAGUT		10	2	17%	12
GRAND VILLA OF DEL RAY WEST		11	1	8%	12
YORKVILLE PEDIATRIC URGENT CARE		12			12
NATIONAL GENETICS INST LABCORP		4	8	67%	12
BROWARD DIALYSIS			12	100%	12
SUMMIT ATLANTIC SURGERY CENTER		12			12
MADISON COUNTY HEALTH DEPARTMENT		5	7	58%	12
METHODIST MEDICAL CENTER		9	3	25%	12
MEDEXPRESS URGENT CARE - SEMINOLE SQUA		10	2	17%	12
WOODLAND TOWERS		6	6	50%	12
MEDEXPRESS URGENT CARE-ALTOONA		10	2	17%	12
SURGERY CENTER OF CORAL GABLES LLC,THE		10	2	17%	12
YUSRA MEDICAL ASSOCIATES PA		9	3	25%	12
LEHIGH VALLEY HOSPITAL		3	8	73%	11
CVS NC3516POCT WINSTON SALEM		9	2	18%	11
SARNO FAMILY PRACTICE		1	10	91%	11
PRIMECARE AT PORT ORANGE			11	100%	11
GENESIS		7	4	36%	11
ADVENTIST HEALTH SYSTEM FLORIDA DEPT OF HEALTH		7	4	36%	11
WINTER PARK CARE AND REHABILITATION			11	100%	11
FLORIDA HOSPITAL PHYSICIAN GROUP		3	8	73%	11
VIRTUA WEST JERSEY HOSPITAL VOORHEES		9	2	18%	11
MEDEXPRESS URGENT CARE- MARYLAND		10	1	9%	11
XPRESS URGENT CARE- PORT ST. LUCIE		3	8	73%	11
TROPICANA		5	6	55%	11
MED LABS DIAGNOSTICS		6	5	45%	11
DESOTO HEALTH AND REHAB LLC		7	4	36%	11
MONTEFIORE MEDICAL CENTER LABORATORIES - WEILER		7	4	36%	11
CARINGTON MANOR		11			11
WELLMED AT SOUTH PARSONS		9	2	18%	11
MHHS All Lab Subsection		11			11
45TH 1		11			11
NORTHERN WESTCHESTER HOSPITAL LABORATORY		9	2	18%	11

COVID-19: testing by laboratory

Data through Feb 25, 2021 verified as of Feb 26, 2021 at 09:25 AM

Data in this report are provisional and subject to change.

The numbers in the table below represent the number of Florida and non-Florida residents for whom test results were received by the Department of Health. A person can be tested by more than one laboratory and can have both positive and negative results. **Therefore, the sum of the numbers in each column will be larger than the total number of people tested.**

Reporting lab	Inconclusive	Negative	Positive	Percent positive	Total
Rosewood Healthcare and Rehabilitation Center		5	6	55%	11
TELEVISIT PALM BAY FAMILY PRACTICE		9	2	18%	11
SEMORAN FAMILY HEALTH LLC		10	1	9%	11
REDMED CLINIC OF ARLINGTON		10	1	9%	11
UNIVERSITY CENTRA CARE		10	1	9%	11
RUSSELL MEDICAL CENTER		10	1	9%	11
MEYER PEDIATRICS CHTD		11			11
AZALEA HEALTH		2	9	82%	11
NORTH OKALOOSA PHYSICIAN GROUP		10	1	9%	11
STATCARE URGENT & WALK IN MEDICAL CARE		9	2	18%	11
SAMARITAN MEDICAL CENTER		11			11
UMHC/SYLVESTER AT KENDALL		1	10	91%	11
Grand Villa of Dunedin		5	6	55%	11
ILLINOIS DEPT OF PUBLIC HEALTH LAB - SPRINGFIELD			11	100%	11
WATSON HEALTHCARE		8	3	27%	11
St Joseph's Hospital & Medical Center		10	1	9%	11
WANTAGH URGENT CARE		8	3	27%	11
MOUNT DORA PEDIATRICS		9	2	18%	11
ADVANCED HEALTHCARE ASSOCIATES		11			11
FIRST CHOICE PEDIATRICS WINTER SPRINGS		10	1	9%	11
GRAND VILLA OF LARGO		9	2	18%	11
DMH STEINHATCHEE FAMILY MEDICINE		8	3	27%	11
BRONSON FIRE DEPARTMENT		11			11
THE TERRACE OF SAINT CLOUD		9	2	18%	11
SEBRING PEDIATRICS LLC			11	100%	11
MEDICAL CENTER AFFILIATES WEST PALM			11	100%	11
MINUTE CLINIC		1	10	91%	11
AIM LABORATORIES			11	100%	11
LIFE'S SPECIAL MOMENTS INC		11			11
ALCOVE ASSISTED LIVING FACILITY		11			11
MORTON PLANT NORTH BAY HOSPITAL			11	100%	11
GAMMA DIAGNOSTIC LAB LLC			11	100%	11
FAMILY MEDICINE AT HUNTERS CREEK		11			11
ELITE HOME HEALTH SERVICES		11			11
MEDICAL PAVILION CLINIC		2	9	82%	11
JOHN W NORRIS III MD PA	1		10	91%	11
GADSDEN REGIONAL MEDICAL CENTER		11			11
PALM BEACH PATHOLOGY		9	2	18%	11
SENIOR HOME CARE INC		11			11
RIVERSIDE MEDICAL GROUP		10	1	9%	11
ORLANDO ORTHOPAEDIC OUTPATIENT SURGERY CENTER LLC		8	3	27%	11
PRIMECARE ACQUISITION FAMILY PRACTICE INC		11			11
MINUTECLINIC, LLC #4230		9	2	18%	11
MINUTECLINIC DIAGNOSTIC OF TN PC #320		10	1	9%	11
EXPRESS CARE OF TAMPA BAY LLC		2	9	82%	11
Lehigh Acres Health and Rehabilitation			11	100%	11

COVID-19: testing by laboratory

Data through Feb 25, 2021 verified as of Feb 26, 2021 at 09:25 AM

Data in this report are provisional and subject to change.

The numbers in the table below represent the number of Florida and non-Florida residents for whom test results were received by the Department of Health. A person can be tested by more than one laboratory and can have both positive and negative results. **Therefore, the sum of the numbers in each column will be larger than the total number of people tested.**

Reporting lab	Inconclusive	Negative	Positive	Percent positive	Total
WELLMED AT PORT ST LUCIE WEST		7	4	36%	11
CARLOS PORTU MD, PLLC			11	100%	11
CVS MINUTE CLINIC DIAGNOSTIC PA		9	2	18%	11
CORNER OAK ESTATE LLC		11			11
CARE FAST MURABELLA		7	4	36%	11
NIGHT LITE PEDIATRICS CENTER, LLC		1	10	91%	11
CITY OF CLEARWATER EMPLOYEE HEALTH CENTER		3	8	73%	11
PINELLAS COUNTY HEALTH DEPARTMENT		2	9	82%	11
Solaris Healthcare Pensacola			11	100%	11
BIOTECH CLINICAL LABORATORIES, INC.		1	10	91%	11
IGENEX INC		11			11
St. Annes Nursing Center, St. Annes Residence, Inc.		11			11
CULINARY INSTITUTE OF AMERICA STUDENT	3	8			11
FAMILY PRACTICE ON THE GO		6	5	45%	11
MAIMONIDES MEDICAL CENTER		7	3	30%	10
PBC PREMIER FAMILY HEALTH			10	100%	10
MOSOLF PEDIATRICS			10	100%	10
LAKE BALDWIN CBOC		9	1	10%	10
BAYFRONT FAMILY HEALTH CENTER			10	100%	10
CVS NC187POCT CHARLOTTE		10			10
KIDSWOOD PEDIATRICS CORP		3	7	70%	10
URGENT CARE OF NEW YORK		10			10
CVA MINUTE CLINIC DIAGNOSTIC OF VIRGINIA, LLC		10			10
LUXOR SCIENTIFIC LLC		1	9	90%	10
MEDEXPRESS URGENT CARE - LAFAYETTE		9	1	10%	10
Hialeah Nursing And Rehabilitation Center		6	4	40%	10
DOC PAM PA		9	1	10%	10
ISLAND COAST PEDIATRICS IN-HOUSE LAB		10			10
LONGWOOD CARDIOLOGY			10	100%	10
VETERANS ADMINISTRATION			10	100%	10
RIVERWOOD CENTER,THE			10	100%	10
BELLE GLADES HEALTH CLINIC			10	100%	10
MEDEXPRESS URGENT CARE - MONROE		10			10
METHODIST HOSPITAL			10	100%	10
MONROE COUNTY HOSPITAL		7	3	30%	10
MEDEXPRESS URGENT CARE - WINCHESTER GATEWAY		8	2	20%	10
MC DIAGNOSTIC OF CONNECTICUT, PC # 257		9	1	10%	10
NORTON HEALTHCARE			10	100%	10
PRORENATA LABS		2	8	80%	10
OCCUPATIONAL HEALTH CENTERS OF THE SOUTHWEST PA		9	1	10%	10
ASHRAF MEDICAL GROUP PLLC DBA PULSE M		9	1	10%	10
STATEN ISLAND UNIVERSITY HOSPITAL SEGUINE AVE		9	1	10%	10
MEDEXPRESS URGENT CARE CHARLESTON		6	4	40%	10
MEDEXPRESS URGENT CARE-KATY		7	3	30%	10
FLORIDA DEPARTMENT OF HEALTH WASHINGTON COUNTY		5	5	50%	10
THE VILLAGES HEALTH		5	5	50%	10

COVID-19: testing by laboratory

Data through Feb 25, 2021 verified as of Feb 26, 2021 at 09:25 AM

Data in this report are provisional and subject to change.

The numbers in the table below represent the number of Florida and non-Florida residents for whom test results were received by the Department of Health. A person can be tested by more than one laboratory and can have both positive and negative results. **Therefore, the sum of the numbers in each column will be larger than the total number of people tested.**

Reporting lab	Inconclusive	Negative	Positive	Percent positive	Total
EMERALD COAST HOSPICE - CRESTVIEW		10			10
ADVENTIST HEALTH SYSTEM		9	1	10%	10
URGENT CARE CENTER AT PINNACLE		4	6	60%	10
CVS MINUTE CLINIC DIAGNOSTIC MED GRP OF CA		10			10
Westchester General Hospital			10	100%	10
Maury Regional Hospital		6	4	40%	10
PLYMOUTH HARBOR INCORPORATED		9	1	10%	10
MEDEXPRESS URGENT CARE - CHRISTIANBURG		7	3	30%	10
BAYONET POINT HOSPITAL			10	100%	10
CARENOW URGENT CARE - EAST NASHVILLE		8	2	20%	10
CREATIVE TESTING SOLUTIONS		3	7	70%	10
VENICE GREEN VILLAGE		3	7	70%	10
MINUTECLINIC DIAGNOSTIC OF NEW MEXICO		10			10
CVS MINUTE CLINIC DIAGNOSTIC OF WISCONSIN		10			10
COMMUNITY HEALTH CENTER		2	8	80%	10
MEDEXPRESS URGENT CARE - PANTOPS		9	1	10%	10
BEAUMONT LABORATORY			10	100%	10
VILLAGES VA CBOC	2	7	1	10%	10
HNL LAB MEDICINE		7	3	30%	10
FLEMING ISLAND CENTER FOR CLINICAL RESEARCH		10			10
BLOCK NATION CHASE		4	6	60%	10
BROWARD HEALTH CARE			10	100%	10
MAINSTREET FAMILY CARE			10	100%	10
CROSSROADS URGENT CARE, PLLC		10			10
CARROLL GARDENS URGENT CARE		10			10
LAKE NONA MEDICAL SERVICES		3	7	70%	10
MINUTECLINIC DIAGNOSTIC OF TN PC #6415		9	1	10%	10
ACCESS PHARMACY		10			10
PPD - IXLAYER		9	1	10%	10
PHASE2 LABS	2	6	2	20%	10
AMBRY GENETICS CORPORATION		10			10
NIGHT OWL PEDIATRICS URGENT CARE			10	100%	10
BROOKDALE PANAMA CITY		9	1	10%	10
HUNTINGTON URGENT CARE		9	1	10%	10
KIMBERLY J HENDERSON MD PC		9	1	10%	10
MINUTECLINIC DIAGNOSTIC OF RHODE ISLAND		7	3	30%	10
CORONA PATHOLOGY		10			10
BRIDGE DIAGNOSTICS			10	100%	10
ASSOCIATES MD CYPRESS CREEK			10	100%	10
HIGH TOWER ALF LLC		9	1	10%	10
HCR MANORCARE		10			10
SOMA MEDICAL CENTER, PA #4 FLORIDA MANGO			10	100%	10
CBC LAB		3	7	70%	10
APPALACHIAN REGIONAL HEALTHCARE SYSTEM		10			10
MEDEX REGIONAL LABORATORIES LLC		1	9	90%	10
PANCARE HEALTH - VERNON ELEMENTARY			10	100%	10

COVID-19: testing by laboratory

Data through Feb 25, 2021 verified as of Feb 26, 2021 at 09:25 AM

Data in this report are provisional and subject to change.

The numbers in the table below represent the number of Florida and non-Florida residents for whom test results were received by the Department of Health. A person can be tested by more than one laboratory and can have both positive and negative results. **Therefore, the sum of the numbers in each column will be larger than the total number of people tested.**

Reporting lab	Inconclusive	Negative	Positive	Percent positive	Total
OPTIMAL CARE PEDIATRICS			10	100%	10
BIG BEND HOSPICE INC		10			10
MEDEXPRESS URGENT CARE PARKERSBURG		8	2	20%	10
CONSULATE HEALTH CARE OF PENSACOLA			10	100%	10
ST VINCENTS AMBULATORY CARE INC DBA		7	3	30%	10
AMERICAN HOUSE FORT MYERS		10			10
ONEIDA HEALTHCARE CENTER		8	2	20%	10
RPC@HODGES		2	8	80%	10
SUPERIOR RESIDENCES OF CLERMONT		2	8	80%	10
MOLECULAR PATHOLOGY LABORATORY			10	100%	10
SAVANNAH MANOR ASSISTED LIVING COMMUNITY			10	100%	10
VITALANT		1	9	90%	10
ALABAMA DEPARTMENT OF PUBLIC HEALTH		1	9	90%	10
ACCESS HOME HEALTH OF FLORIDA LLC		10			10
NOT INDICATED		1	9	90%	10
VASCONCELLO COHEN MD PA		9	1	10%	10
NEW JERSEY DEPARTMENT OF HEALTH COMMUNICABLE DISEASE SERVICE		3	7	70%	10
FRUITVILLE URGENT CARE			10	100%	10
BOCA RATON REGIONAL HOSPITAL LAB			10	100%	10
MISSOURI DEPARTMENT OF HEALTH AND SENIOR SERVICES			10	100%	10
RHODE ISLAND DEPARTMENT OF HEALTH			10	100%	10
MEDICAL LABORATORY DIAGNOSTICS			10	100%	10
TENNESSEE DEPARTMENT OF HEALTH (TDH) - CENTRAL LABORATORY		2	8	80%	10
MINUTE CLINIC LLC #5733		10			10
JOHNS HOPKINS MEDICAL LABORATORIES		1	9	90%	10
PERSONAL PEDIATRICS PA		7	3	30%	10
DES PLAINES CLINICAL LAB		3	7	70%	10
MINUTECLINIC DIAGNOSTIC OF PA, LLC (1036)		8	2	20%	10
HEALTH NETWORK LABORATORIES		6	4	40%	10
MEDEXPRESS URGENT CARE - SALEM		6	4	40%	10
RICHMOND UNIVERSITY MEDICAL CENTER		8	2	20%	10
KIDSVILLE PEDIATRICS			10	100%	10
STATCARE URGENT AND WALK-IN MEDICAL CA		10			10
URGENT CARE & FAMILY PRACTICE CENTER			10	100%	10
ESTATES MEDICAL CENTER INC			10	100%	10
BAYFRONT MEDICAL			10	100%	10
RED MOUNTAIN DIAGNOSTICS		10			10
ORANGE PARK PEDIATRIC ASSOCIATES		1	8	89%	9
CLAYMED OF NORTH FLORIDA			9	100%	9
CVS M08590POCT KANSAS CITY		5	4	44%	9
BRENNITY AT VERO BEACH, THE			9	100%	9
SAMARITAN HOSPITAL LABORATORY		8	1	11%	9
MINUTECLINIC DIAGNOSTIC OF MINNESOTA		9			9
MICHIGAN DEPARTMENT OF COMMUNITY HEALTH		1	8	89%	9
BERRYHILL MANOR		9			9
Consulate Health Care of Brandon		7	2	22%	9

COVID-19: testing by laboratory

Data through Feb 25, 2021 verified as of Feb 26, 2021 at 09:25 AM

Data in this report are provisional and subject to change.

The numbers in the table below represent the number of Florida and non-Florida residents for whom test results were received by the Department of Health. A person can be tested by more than one laboratory and can have both positive and negative results. **Therefore, the sum of the numbers in each column will be larger than the total number of people tested.**

Reporting lab	Inconclusive	Negative	Positive	Percent positive	Total
OMNI			9	100%	9
PHYSICIANS REGIONAL MEDICAL CTR - COLLIER BLVD			9	100%	9
ROSECASTLE			9	100%	9
MOBILE RESPONSE DIAGNOSTICS LLC		8	1	11%	9
MINUTE CLINIC LLC #1448		8	1	11%	9
CVS NY491POCT JACKSON HEIGHTS		9			9
Casa Mora Rehabilitation & Extended Care		9			9
PRECISION GENETICS			9	100%	9
WINDSOR OF GAINESVILLE		9			9
WESTCHESTER GENERAL HOSPITAL BLOOD GAS LAB			9	100%	9
ORLANDO MEDICAL CENTER PL		1	8	89%	9
OCALA CBOC		8	1	11%	9
CARENOW URGENT CARE-MT JULIET		8	1	11%	9
CARENOW URGENT CARE-HERMITAGE		5	4	44%	9
AVALON FAMILY RESORT ASSISTED LIVING LLC		9			9
NEMOURS CHILDREN'S PRIMARY CARE VERO BEACH			9	100%	9
FAMILY HEALTH CENTER AT PORT ST JOHN		4	5	56%	9
NATURE COAST REGIONAL MEDICAL CENTER			9	100%	9
ADVENT HEALTH - FOUR CORNERS ER		8	1	11%	9
ORLANDO HEALTH PHYSICIAN ASSOCIATES		4	5	56%	9
WADSWORTH CENTER - DAVID AXELROD INSTITUTE		8	1	11%	9
ROSEMONT GARDENS INC		9			9
CVS HEALTH, #3396		9			9
ST JUDE LABORATORIES		7	2	22%	9
MEDEXPRESS URGENT CARE MONACA		9			9
AFC URGENT CARE - CEDAR GROVE		9			9
CITY OF OCALA EMPLOYEE HEALTH AND WELLNESS CENTER		7	2	22%	9
WESTPAC LABS INC	1		8	89%	9
Signature Healthcare of Ormond		9			9
BROWNE MEDICAL		7	2	22%	9
LAKEVIEW HEALTH SYSTEMS			9	100%	9
PINELLAS PARK FIRE DEPARTMENT		9			9
RIVERVIEW REGIONAL MEDICAL CENTER		7	2	22%	9
FAMILY PRACTICE OF DAVIE INC			9	100%	9
GULF COAST MEDICAL GROUP		2	7	78%	9
CLEVELAND TENNESSEE HOSPITAL COMPANY		8	1	11%	9
PEDIATRIC HEALTH CARE ALLIANCE			9	100%	9
MAGNOLIA MANOR			9	100%	9
CHEMISYS LABORATORIES		1	8	89%	9
EMERGENCY MEDICAL CENTER		3	6	67%	9
MINUTECLINIC DIAGNOSTIC OF OKLAHOMA		7	2	22%	9
CHILDREN'S HEALTH CENTER INC.		7	2	22%	9
GLADES COUNTY DETENTION CENTER			9	100%	9
UNIVERSITY MEDICAL CENTER		8	1	11%	9
ALACHUA			9	100%	9
CVS MINUTE CLINIC DIAGNOSTIC OF TN #6044		8	1	11%	9

COVID-19: testing by laboratory

Data through Feb 25, 2021 verified as of Feb 26, 2021 at 09:25 AM

Data in this report are provisional and subject to change.

The numbers in the table below represent the number of Florida and non-Florida residents for whom test results were received by the Department of Health. A person can be tested by more than one laboratory and can have both positive and negative results. **Therefore, the sum of the numbers in each column will be larger than the total number of people tested.**

Reporting lab	Inconclusive	Negative	Positive	Percent positive	Total
CVS PHARMACY NO 274		9			9
BAYFRONT HEALTH ST PETERSBURG		8	1	11%	9
FLORIDA MENTOR		7	2	22%	9
CITY OF NAPLES FIRE RESCUE		7	2	22%	9
LOREY ALF		9			9
MIDMICHIGAN MEDICAL CENTER			9	100%	9
CVS MINUTE CLINIC DIAGNOSTIC		8	1	11%	9
NORTHSHORE UNIVERSITY HEALTHSYSTEM EVANSTON HOSPITAL LAB			9	100%	9
Manor Care of Dunedin		6	3	33%	9
UCARE			9	100%	9
OUR HOME AT BEACON HILL			9	100%	9
CVS NC7047POCT DURHAM		9			9
VILLAGE PLACE HEALTH AND REHAB		9			9
NEW HAMPSHIRE DEPARTMENT OF HEALTH AND HUMAN SERVICES		3	6	67%	9
MEDLABS DIAGNOSTICS		7	2	22%	9
COLLIER HMA PHYSICIAN MANAGEMENT, LLC		1	8	89%	9
CVS MINUTE CLINIC DIAGNOSTIC OF TEXAS, LLC		9			9
FLORIDA MEDICAL CL ODOM TPA		4	5	56%	9
PATEL MEDICAL VENTURES		8	1	11%	9
NORTHWEST FLORIDA COMMUNITY HOSPITAL LABORATORY		8	1	11%	9
HEALTH MED HOME CARE, LLC		9			9
ARBORS OF GULF BREEZE, THE		7	2	22%	9
THE MARY IMOGENE BASSETT HOSPITAL		9			9
CHILDREN'S HEALTHCARE OF ATLANTA/EGLESTON		9			9
ENCOMPASS HOME HEALTH OF THE SOUTHEAST LLC		9			9
MINUTECLINIC, LLC, DBA MINUTECLINIC #6106		7	2	22%	9
MINUTECLINIC DIAGNOSTIC OF TN PC #6363		8	1	11%	9
MEDEXPRESS URGENT CARE - BENTON HARBOR		9			9
ORLANDO ORTHOPAEDIC OUTPATIENT SURGERY CENTER		5	4	44%	9
CORAL LANDING ASSISTED LIVING		7	2	22%	9
FOX FAMILY PRACTICE		9			9
OPTUM SILVER LAKES			9	100%	9
GCPM MANUAL MICROBIOLOGY		1	8	89%	9
NIGHT LITE PEDIATRICS CENTER		1	8	89%	9
ANY LAB TEST NOW INC			9	100%	9
LAKE NONA MEDICAL SERVICE LLC		9			9
PALM BAY URGENT CARE PL		1	8	89%	9
HAWTHORNE INN OF LAKE LAND		9			9
WINDSOR OF SAN PABLO, THE		6	3	33%	9
BUENA VIDA ESTATES			9	100%	9
PRIME MEDICAL CARE, LLC		9			9
REMISE OCCUPATIONAL HEALTH SOLUTIONS INC			9	100%	9
ARCHBOLD MEMORIAL HOSPITAL/LAB		3	5	63%	8
LAB UNKNOWN		6	2	25%	8
ST. JOSEPH HOSPITAL AND HEALTH CARE INC.			8	100%	8
CVS MINUTE CLINIC DIAGNOSTIC OF NEW JERSEY		8			8

COVID-19: testing by laboratory

Data through Feb 25, 2021 verified as of Feb 26, 2021 at 09:25 AM

Data in this report are provisional and subject to change.

The numbers in the table below represent the number of Florida and non-Florida residents for whom test results were received by the Department of Health. A person can be tested by more than one laboratory and can have both positive and negative results. **Therefore, the sum of the numbers in each column will be larger than the total number of people tested.**

Reporting lab	Inconclusive	Negative	Positive	Percent positive	Total
MED & CO INVESTMENT LLC		7	1	13%	8
WHITE SANDS OUTPATIENT SERVICES (WSOP SERVICES LLC		8			8
VIGILINT HEALTHCARE		5	3	38%	8
INTEGRATED FAMILY MEDICAL CENTER			8	100%	8
ORMOND BEACH CENTRA CARE			8	100%	8
MINUTECLINIC DIAGNOSTIC OF TN PC #242		5	3	38%	8
NEW YORK PRESBYTERIAN - LOWER MANHATTAN		8			8
IU HEALTH PATHOLOGY		1	7	88%	8
CVS NC2357POCT HUNTERSVILLE		7	1	13%	8
MINUTECLINIC INCORPORATE, LLC		6	2	25%	8
Avalon Healthcare and Rehabilitation Center			8	100%	8
BARTON PARKER OD PC		8			8
MINUTECLINIC, LLC, MINUTECLINIC #7637		6	2	25%	8
COLLIER BLVD HMA PHYSICIAN MANAGEMENT,, LLC			8	100%	8
FG RAPID RESULTS LLC		2	6	75%	8
MAGNOLIA PEDIATRICS GROUP LLC			8	100%	8
DOH-TAMPA BRANCH LABORATORY (MLK BLVD)		4	4	50%	8
MINUTECLINIC, LLC, #4160		5	3	38%	8
INTERNAL MEDICINE ASSOCIATES OF JACKSON HOSPITAL			8	100%	8
FOUNTAINVIEW BY FIVE STAR QUALITY CARE		7	1	13%	8
MEDEXPRESS ELKINS		8			8
CARE ATC - CITY OF BOYNTON BEACH	1	2	5	63%	8
WALGREENS #04618		7	1	13%	8
ADVANCED RESEARCH FOR HEALTH IMPROVEMENT		6	2	25%	8
WATERFORD AT CREEKSIDE, THE			8	100%	8
MEDEXPRESS URGENT CARE - SWANSEA, N ILLINOIS ST		7	1	13%	8
ARTHREX MEDICAL CENTER EAST		4	4	50%	8
DOCTOR'S IN HOUSE LAB			8	100%	8
CVS MINUTE CLINIC DIAGNOSTIC PA #3060		7	1	13%	8
PALM BEACH COUNTY HEALTH DEPARTMENT LABORATORY			8	100%	8
HEALTHPARK MEDICAL CTR NURSING SVC		8			8
BEAUMONT EMERGENCY CENTER			8	100%	8
MEDEXPRESS URGENT CARE - BEECH GROVE		7	1	13%	8
Nashville Central Laboratory		8			8
HOLY NAME MEDICAL CENTER	1	6	1	13%	8
DOH JACKSONVILLE CENTRAL LABORATORY		3	5	63%	8
ST CLOUD PHYSICIAN MANAGMENT LLC		7	1	13%	8
JX REF LAB			8	100%	8
COLUMBIA MEMORIAL HOSPITAL		8			8
MONTEFIORE MEDICAL CENTER LABORATORIES - NORTH		8			8
MID-HUDSON VALLEY DIVISION OF WESTCHESTER MEDICAL		8			8
KEY WEST URGENT CARE, INC		3	5	63%	8
BLOOMING GARDENS OF CARE INC		8			8
BAPTIST PEDIATRICS		6	2	25%	8
BREVARD HEALTH ALLIANCE INC		8			8
GOLISANO CHILDREN'S HOSPITAL OF SOUTHWEST FLORIDA		6	2	25%	8

COVID-19: testing by laboratory

Data through Feb 25, 2021 verified as of Feb 26, 2021 at 09:25 AM

Data in this report are provisional and subject to change.

The numbers in the table below represent the number of Florida and non-Florida residents for whom test results were received by the Department of Health. A person can be tested by more than one laboratory and can have both positive and negative results. **Therefore, the sum of the numbers in each column will be larger than the total number of people tested.**

Reporting lab	Inconclusive	Negative	Positive	Percent positive	Total
URGENT TEAM MANAGEMENT OF TENNESSEE		7	1	13%	8
DOCTOR'S IN-HOUSE LAB/COMMUNITY HEALTH CENTERS OF PINELLAS - CLEARWATE			8	100%	8
GENEUS DIAGNOSTICS			8	100%	8
LEMOYNE COLLEGE WELLNESS CENTER FOR		8			8
West Gate Village, LLC		8			8
ALACHUA COUNTY HEALTH DEPARTMENT		1	7	88%	8
THOMAS JEFFERSON UNIVERSITY HOSPITAL		4	4	50%	8
CLEARWATER PEDIATRIC CARE		1	7	88%	8
URGENT MEDICAL CENTER INC		2	6	75%	8
FLORENCE J HUNT STUDENT WELLNESS CENTER - HEALTH SERVICES (ABBOTT)		8			8
RAYMOND BASRI MD		8			8
MINUTE CLINIC DIAGNOSTIC OF SOUTH CAROLINA		6	2	25%	8
MEDEXPRESS URGENT CARE-LATROBE		8			8
UNIVERSITY HOSPITALS OF CLEVELAND		4	4	50%	8
MEDICANA NURSING AND REHAB CENTER			8	100%	8
LAKELAND REGIONAL HEALTH GRASSLANDS		7	1	13%	8
SOUTHEASTERN PEDIATRIC ASSOCIATES			8	100%	8
ALLINA HEALTH - ABBOTT NORTHWESTERN HOSPITAL		5	3	38%	8
SEA LEVEL LABS			8	100%	8
FLORIDA HEART AND VASCULAR MULTISPECIALTY GROUP		8			8
CIGNA ONSITE HEALTH LLC		2	6	75%	8
PENSACOLA CLUSTER			8	100%	8
BENSONHURST URGENT CARE		8			8
MONTEFIORE NYACK HOSPITAL AFFILIATED LABORATORY		8			8
SURGOINSVILLE PHARMACY		8			8
Fouraker Hills Rehab and Nursing			8	100%	8
GENE STREET LABORATORIES, LLC		6	2	25%	8
ST CHARLES HOSPITAL LABORATORY		8			8
LEE COMMUNITY HEALTHCARE INC CAPE CORAL		8			8
Sunset Lake Health and Rehabilitation Center		8			8
PALM BEACH CDH - DELRAY BEACH			8	100%	8
PUTNAM COUNTY EMERGENCY RESCUE SERVICE		5	3	38%	8
WELLIGENT		1	7	88%	8
VETERANS AFFAIRS MEDICAL CENTER - OUTPATIENT			8	100%	8
FHCP-ORANGE CITY			8	100%	8
DEPARTMENT OF HEALTH- CITRUS COUNTY		1	7	88%	8
LIFE CARE CITRUS COUNTY			8	100%	8
OKLAHOMA STATE DEPARTMENT OF HEALTH-PUBLIC HEALTH LABORATORY			8	100%	8
ADVENT HEALTH MEDICAL GROUP FAMILY AND INTERNAL MEDICINE AT AVALON PAR		7	1	13%	8
MINUTECLINIC DIAGNOSTIC OF TN PC #386		7	1	13%	8
NITIN BAWA PROFESSIONAL ASSOCIATES			8	100%	8
ANYLABTEST NOW		2	6	75%	8
DAVID LAWRENCE CENTER INC		7	1	13%	8
THE WOLFF CENTER FOR CHILD & ADOLESCENT HEALTH			8	100%	8
INSPIRED LIVING AT PALM BAY		7	1	13%	8
SOUTH FLORIDA BAPTIST HOSPITAL			8	100%	8

COVID-19: testing by laboratory

Data through Feb 25, 2021 verified as of Feb 26, 2021 at 09:25 AM

Data in this report are provisional and subject to change.

The numbers in the table below represent the number of Florida and non-Florida residents for whom test results were received by the Department of Health. A person can be tested by more than one laboratory and can have both positive and negative results. **Therefore, the sum of the numbers in each column will be larger than the total number of people tested.**

Reporting lab	Inconclusive	Negative	Positive	Percent positive	Total
CARENOW URGENT CARE-GREEN HILLS		8			8
FAST PACE MEDICAL CLINIC PLLC		6	2	25%	8
NORTHSIDE HOSPITAL		2	6	75%	8
CONSULATE HEALTH CARE		7	1	13%	8
HEALTHMARK REGIONAL HOSPITAL LAB		4	4	50%	8
MINUTE CLINIC DIAGNOSTIC OF SC, LLC #42		7	1	13%	8
MINUTE CLINIC LLC #10203		6	2	25%	8
ST JOSEPH WOMENS HOSPITAL			8	100%	8
WALK-IN MEDICAL CARE			8	100%	8
MINUTE-CLINIC DIAGNOSTIC OF VIRGINIA		7	1	13%	8
PACIFICA SUNRISE			8	100%	8
CIAN DIAGNOSTICS			8	100%	8
BAPTIST OUTPATIENT			8	100%	8
ALLEGRO - TAMPA	1	4	3	38%	8
DORAL URGENT CARE			8	100%	8
NASCAR EVENT MANAGEMENT, LLC		8			8
FLORIDA CLINICAL LAB		1	7	88%	8
KEY TRAINING CENTER			8	100%	8
LAKE CO SCHOOLS EMPLOYEE HEALTH & WELLNESS CENTER	1	6	1	13%	8
X-GENE MOLECULAR LABS		1	7	88%	8
TRUE HEALTH		5	3	38%	8
SYLVESTER AT PLANTATION LABORATORY		7	1	13%	8
ROBERT WOOD JOHNSON HOSPITAL		7	1	13%	8
MEDEXPRESS URGENT CARE, BUTLER		5	3	38%	8
JACKSON CLINIC PA,THE		4	4	50%	8
MINUTECLINIC DIAGNOSTIC OF TN PC #5671		5	3	38%	8
ILLINOIS DEPARTMENT OF PUBLIC HEALTH			8	100%	8
EXECUTIVE MEDICAL SERVICES		8			8
FLORIDA HOSPITAL WINTER PARK		7	1	13%	8
CVS HEALTH MINUTE CLINIC		1	7	88%	8
DR PHILLIPS MEDICAL WELLNESS CENTER		8			8
PUTNAM FAMILY CARE INC		3	5	63%	8
SOMA MEDICAL CENTER MD PA #7 PEDIATRICS			8	100%	8
ATLANTIC CONSOLIDATED LABORATORY		8			8
INTERNAL MEDICINE AND AESTHETICS OF NAPLES LLC		8			8
ST VINCENT'S ST CLAIR		5	3	38%	8
MEDEXPRESS URGENT CARE - WASHINGTON		6	2	25%	8
LIFELINK TISSUE BANK D/B/A LIFELINK TISSUE BANK		7	1	13%	8
CVS NC7588POCT ASHEVILLE		6	2	25%	8
STPET		6	2	25%	8
HARBORCHASE OF DR PHILLIPS		7	1	13%	8
MINUTECLINIC DIAGNOSTIC OF NEW JERSEY, LLC # 7069		8			8
CVS MINUTE CLINIC DIAGNOSTIC OF VIRGINIA		8			8
MEDEXPRESS URGENT CARE - FORT WORTH S		7	1	13%	8
HUNTINGTON VILLAGE URGENT CARE		8			8
LAKE CONWAY URGENT CARE LLC		2	6	75%	8

COVID-19: testing by laboratory

Data through Feb 25, 2021 verified as of Feb 26, 2021 at 09:25 AM

Data in this report are provisional and subject to change.

The numbers in the table below represent the number of Florida and non-Florida residents for whom test results were received by the Department of Health. A person can be tested by more than one laboratory and can have both positive and negative results. **Therefore, the sum of the numbers in each column will be larger than the total number of people tested.**

Reporting lab	Inconclusive	Negative	Positive	Percent positive	Total
BIOTECH PHARMACEUTICAL GROUP LLC			8	100%	8
DOTHAN PEDIATRIC CLINIC			8	100%	8
LANE PEDIATRICS PA			8	100%	8
MEDEXPRESS URGENT CARE - STATE COLLEGE		5	2	29%	7
PEDIATRICS OF CENTRAL FLORIDA		5	2	29%	7
DIAGNOSTIC CLINIC		6	1	14%	7
CVS CA9165POCT SAN DIEGO		7			7
DOTHAN WEST FAMILY MEDICINE		5	2	29%	7
ORLANDO FAMILY PHYSICIANS			7	100%	7
LEE COUNTY HEALTH DEPARTMENT		4	3	43%	7
MERCY HEALTH—MUSKEGON		6	1	14%	7
ACCENTCARE		7			7
LEPE'S HOUSE			7	100%	7
ABBEY MANOR RETIREMENT RESIDENCE INC		7			7
UHEALTH UNIVERSITY OF MIAMI			7	100%	7
DOCTOR'S IN-HOUSE LAB/COMMUNITY HEALTH CENTERS OF PINELLAS -PINELLAS P			7	100%	7
MINUTECLINIC DIAGNOSTIC OF ILLINOIS LL		7			7
MINUTECLINIC DIAGNOSTIC OF SC, LLC #2		6	1	14%	7
ST VINCENT'S CHILTON		5	2	29%	7
MC DIAGNOSTIC OF CONNECTICUT, PC #1966		7			7
FAMILY MEDICINE MEDICAL DRIVE		7			7
MINUTECLINIC DIAGNOSTIC OF NORTH CAROLINA, PC		6	1	14%	7
JOHNS HOPKINS ALL CHILDRENS			7	100%	7
BLOOMINGDALE PEDIATRIC ASSOCIATES PA			7	100%	7
BAYCARE MEDICAL GROUP		1	6	86%	7
CVS NC4165POCT BREVARD		5	2	29%	7
Florida Clinical Laboratory		1	6	86%	7
PENINSULA CARE AND REHABILITATION CENTER			7	100%	7
CARENOW URGENT CARE-SOUTHLAKE			7	100%	7
COMMUNITY MEDICAL AND DENTAL CARE INC		7			7
BRADENTON PHYSICIANS MEDICAL CENTER			7	100%	7
SOUTH COM HEALTH CLINIC, DEPT. OF THE ARMY		7			7
CAYUGA COUNTY HEALTH DEPARTMENT		6	1	14%	7
CLAY PRIMARY & FAMILY CARE LLC			7	100%	7
CVS NJ617POCT CEDAR GROVE		6	1	14%	7
ST CLOUD COMPOUNDING PHARMACY & WELLNESS CENTER		7			7
NYU WINTHROP HOSPITAL PATHOLOGY		7			7
KENDALL REGIONAL MEDICAL CNTR			7	100%	7
JUPITER ISLAND PUBLIC SAFETY		5	2	29%	7
PANCARE HEALTH - HOSFORD SCHOOL			7	100%	7
MINUTE CLINIC LLC #5706		6	1	14%	7
OPTUM PRIMARY CARE - FOUNTAIN OAKS		3	4	57%	7
PENN MEDICINE PRINCETON MEDICAL CENTER		6	1	14%	7
EMBRY-RIDDLE AERONAUTICAL UNIVERSITY HEALTH			7	100%	7
CURATIVE		1	6	86%	7
NORTH PINELLAS CHILDRENS MEDICAL CENTER INC			7	100%	7

COVID-19: testing by laboratory

Data through Feb 25, 2021 verified as of Feb 26, 2021 at 09:25 AM

Data in this report are provisional and subject to change.

The numbers in the table below represent the number of Florida and non-Florida residents for whom test results were received by the Department of Health. A person can be tested by more than one laboratory and can have both positive and negative results. **Therefore, the sum of the numbers in each column will be larger than the total number of people tested.**

Reporting lab	Inconclusive	Negative	Positive	Percent positive	Total
CARESOUTH HHA HOLDINGS OF TALLAHASSEE LLC		7			7
MODMD LABORATORY		7			7
URGENT CARE OF LONGWOOD			7	100%	7
KEYSTONE PLACE AT NAPLES PRESERVE		4	3	43%	7
GENTRY PARK ORLANDO ASSISTED LIVING		6	1	14%	7
LYNMOORE,THE		7			7
LONGWOOD PEDIATRICS LLC			7	100%	7
MINUTECLINIC DIAGNOSTIC OF NEW JERSEY,		6	1	14%	7
CVS PA6902POCT BRYN MAWR		5	2	29%	7
MIAMI COMPREHENSIVE MEDICINE GROUP PA		4	3	43%	7
MEDEXPRESS URGENT CARE - MAPLE DRIVE		7			7
ADVENT HEALTH APOPKA		3	4	57%	7
CVS OH2543POCT CANFIELD		5	2	29%	7
BOCA BIOLISTICS LLC			7	100%	7
UF HEALTH			7	100%	7
HOLY GARDEN ALF, INC.		7			7
CARENOW URGENT CARE-DONELSON		5	2	29%	7
MANATEE PEDIATRICS			7	100%	7
OCALA FAMILY MEDICAL CENTER		7			7
CVS TX8321POCT MCKINNEY		7			7
MEDEXPRESS URGENT CARE - FAYETTEVILLE		5	2	29%	7
LEE MEMORIAL HEALTH SYSTEM D/B/A LEE COMMUNITY		6	1	14%	7
SOUTH FLORIDA ENT ASSOCIATES, INC			7	100%	7
KANSAS DEPARTMENT OF HEALTH		2	5	71%	7
LONG ISLAND JEWISH FOREST HILLS HOSPITAL		7			7
MINUTECLINIC DIAG OF IND, LLC #2387		6	1	14%	7
ELLIS HOSPITAL LABORATORY		6	1	14%	7
VERMONT DEPARTMENT OF HEALTH		1	6	86%	7
UNIVERSITY OF WASHINGTON MEDICAL CENTER			7	100%	7
MINUTE CLINIC LLC #2775		7			7
EL PARAISO HOME INC		7			7
GRACE WELLNESS CENTER LLC		6	1	14%	7
FLORIDA HOSPITAL KISSIMMEE		4	3	43%	7
GULF COAST PEDIATRICS OF SARASOTA PA		1	6	86%	7
OSWEGO HOSPITAL LABORATORY		6	1	14%	7
ECLRS		2	5	71%	7
RIVER OAKS TREATMENT CENTER			7	100%	7
HEALTH AND WELLNESS CENTER			7	100%	7
MEDEXPRESS URGENT CARE, JOHNSTOWN		6	1	14%	7
NOVANT HEALTH INPATIENT CARE		2	5	71%	7
MINUTECLINIC DIAGNOSTIC OF MAINE, LLC		5	2	29%	7
SONORA QUEST LABORATORIES			7	100%	7
Ocoee Health Care Center		7			7
ENCOMPASS HEALTH REHABILITATION OF SEA PINES		7			7
ORLANDO ORTHOPAEDIC CENTER		5	2	29%	7
MINUTECLINIC, LLC #244		6	1	14%	7

COVID-19: testing by laboratory

Data through Feb 25, 2021 verified as of Feb 26, 2021 at 09:25 AM

Data in this report are provisional and subject to change.

The numbers in the table below represent the number of Florida and non-Florida residents for whom test results were received by the Department of Health. A person can be tested by more than one laboratory and can have both positive and negative results. **Therefore, the sum of the numbers in each column will be larger than the total number of people tested.**

Reporting lab	Inconclusive	Negative	Positive	Percent positive	Total
MINUTECLINIC DIAGNOSTICS OF IND, LLC		7			7
VAIL VALLEY MEDICAL CENTER			7	100%	7
CVS PHARMACY #8800		5	2	29%	7
ASSOCIATES IN MEDICINE		5	2	29%	7
IRL MARKET LAB			7	100%	7
PERSONAL PHYSICIAN CARE PA			7	100%	7
DALLAS COUNTY HEALTH AND HUMAN SERVICES			7	100%	7
MINUTECLINIC LLC (1435)		7			7
CAPRONA GROUP HOME		1	6	86%	7
MEDEXPRESS URGENT CARE - HOT SPRINGS		7			7
FHMG_FM AND IM AVALON PARK		2	5	71%	7
MINUTECLINIC, LLC #1586		5	2	29%	7
SCHOOL OF PHARMACY AND PHARMACEUTICAL		7			7
PASSPORT HEALTH			7	100%	7
CVS MINUTE CLINIC DIAGNOSTIC OF TEXAS,LLC		5	2	29%	7
WYOMING COUNTY COMMUNITY HOSPITAL LABORATORY		7			7
FLORIDA SCHOOL FOR THE DEAF AND THE BLIND			7	100%	7
ST. CLOUD PHARMACY AND WELLNESS CENTER		3	4	57%	7
Parkside Villa		7			7
FLORIDA DIGESTIVE AND LIVER SPECIALIST		7			7
LIZS ADULT CARE		7			7
NORTHERN DUTCHESS HOSPITAL LABORATORY		5	2	29%	7
HEARTLAND PEDIATRICS OF LAKE PLACID			7	100%	7
NEMOURS CHILDREN'S HOSPITAL			7	100%	7
FHPG_EXP CARE W HILLSBOROUGH			7	100%	7
DYNAMIC HEALTH CENTERS INC		3	4	57%	7
APEX HOME HEALTH CARE		6	1	14%	7
HEALTH CARE LABORATORY SERVICES		1	6	86%	7
ORLANDO FAMILY MEDICAL INC		7			7
PALM POINT BEHAVIORAL HEALTH		7			7
EXPRESS TEST			7	100%	7
BALTIMORE CITY HEALTH DEPT COMMUNICABLE DISEASES AND EPIDEMIOLOGY			7	100%	7
TRUE HEALTH DIAGNOSTICS		1	6	86%	7
SUPERIOR RESIDENCES AT CALA HILLS		7			7
MEDEXPRESS URGENT CARE - STAUNTON		3	4	57%	7
LAWTON CHILES HEALTH CENTER		1	6	86%	7
BROOKDALE LAKE ORIENTA			7	100%	7
MINUTECLINIC, LLC #4682		3	4	57%	7
FLORIDA CENTER FOR DERMATOLOGY LABORATORY			7	100%	7
DELRAY BEACH FACIAL PLASTIC SURGERY		7			7
NORTHDALE REHABILITATION CENTER			7	100%	7
PBC FOUND CARE INC			7	100%	7
FLORIDA CANCER SPECIALISTS & RESEARCH INSTITUTE		6	1	14%	7
NEMOURS CHILDREN'S URGENT			7	100%	7
FLORIDA HOSPITAL APOPKA		6	1	14%	7
Thermopolis Rehabilitation Wellness		7			7

COVID-19: testing by laboratory

Data through Feb 25, 2021 verified as of Feb 26, 2021 at 09:25 AM

Data in this report are provisional and subject to change.

The numbers in the table below represent the number of Florida and non-Florida residents for whom test results were received by the Department of Health. A person can be tested by more than one laboratory and can have both positive and negative results. **Therefore, the sum of the numbers in each column will be larger than the total number of people tested.**

Reporting lab	Inconclusive	Negative	Positive	Percent positive	Total
MIAMI BEACH COMMUNITY HEALTH CENTER INC			7	100%	7
VICTORIAN MANOR		2	5	71%	7
ATMORE NURSING CENTER		6	1	14%	7
CARENOW URGENT CARE-MADISON		7			7
WILDLIGHT LAB			7	100%	7
MINUTE CLINIC LLC #4017		7			7
NORTH FLORIDA MEDICAL CENTERS INC		1	6	86%	7
QUE		4	3	43%	7
CVS TN5601POCT LENOIR CITY		7			7
MEDEXPRESS URGENT CARE-DUBOIS		7			7
ST LUKES ROOSEVELT LABORATORY		7			7
AVON PARK PEDIATRICS			7	100%	7
SOMA MEDICAL CENTER PA #4			7	100%	7
RICH STREET GROUP HOME			7	100%	7
Baptist Village Retirement Communities		7			7
PEDIATRICS URGENT CARE, LLC			7	100%	7
GRAND VILLA OF PALM COAST		7			7
MINUTECLINIC, LLC #03965		7			7
DOCTORS CLINICAL LABORATORY, INC		5	2	29%	7
SIMEDHEALTH LLC		2	5	71%	7
MIAMI RESCUE MISSION CLINIC INC			6	100%	6
SUFFRIDGE DRIVE GROUP HOME		6			6
AARK LABORATORY		6			6
THE WINDSOR OF OCALA		2	4	67%	6
HOLLY HILL HOME INFUSION SERVICE		5	1	17%	6
URGENT TEAM - HUNTSVILLE		5	1	17%	6
MINUTECLINIC #2860		4	2	33%	6
MEDEXPRESS URGENT CARE - MIDLOTHIAN		6			6
MEDEXPRESS URGENT CARE - MT LEBANON		4	2	33%	6
AMERICAN EAGLE LEESBURG AL LLC DBA VISTA LAKE			6	100%	6
Kroger 673 - The Little Clinic Dallas		5	1	17%	6
MINUTE CLINIC DIAGNOSTIC OF PENNSYLVANIA		6			6
BETHESDA COMMUNITY HEALTH CENTER			6	100%	6
MINUTECLINIC, LLC #03268		5	1	17%	6
EASTERN FLORIDA STATE COLLEGE - PALM BAY CAMPUS			6	100%	6
FRESENIUS KIDNEY CARE DUNEDIN			6	100%	6
CITIZENS BAPTIST MEDICAL CENTERS LAB		5	1	17%	6
LISTENING DOCTOR PLLC, THE		1	5	83%	6
MEDEXPRESS URGENT CARE - IRVING		6			6
MINUTE CLINIC DIAGNOSTIC OF MICHIGAN PC		6			6
GLEN FALLS HOSPITAL DEPARTMENT OF PATHOLOGY		6			6
MINUTE-CLINIC DIAGNOSTIC OF VIRGINIA, LLC #2003		5	1	17%	6
BAYCARE ALLIANT HOSPITAL			6	100%	6
CDRX INFUSION			6	100%	6
TAMPA URGENT CARE			6	100%	6
SANDGATE GARDENS REHAB & NURSING CENTER		3	3	50%	6

COVID-19: testing by laboratory

Data through Feb 25, 2021 verified as of Feb 26, 2021 at 09:25 AM

Data in this report are provisional and subject to change.

The numbers in the table below represent the number of Florida and non-Florida residents for whom test results were received by the Department of Health. A person can be tested by more than one laboratory and can have both positive and negative results. **Therefore, the sum of the numbers in each column will be larger than the total number of people tested.**

Reporting lab	Inconclusive	Negative	Positive	Percent positive	Total
BROOKDALE CLERMONT			6	100%	6
CAREWELL 301 - WARWICK			6	100%	6
BAYSHORE POINTE NURSING AND REHAB CENTER			6	100%	6
MINUTECLINIC DIAGNOSTIC OF TEXAS LLC		5	1	17%	6
URGENT CARE HOUSECALLS PA		5	1	17%	6
ETHOS LABORATORIES		6			6
WELLMED AT BRANDON REGIONAL		5	1	17%	6
CAPITAL HEALTH PLAN LABORATORIES			6	100%	6
CHILDREN'S HOSPITAL OF PHILADELPHIA		5	1	17%	6
VIBRANT AMERICA		4	2	33%	6
THE PALMS REHABILITATION AND HEALTHCARE CENTER		5	1	17%	6
ATLANTIC COMMUNITY HIGH SCHOOL		5	1	17%	6
UNIVERSITY OF MIAMI MILLER SCHOOL OF MEDICINE			6	100%	6
TERENCE B MITCHELL MD, INC		2	4	67%	6
CVS NC5591POCT STATESVILLE		5	1	17%	6
MINUTECLINIC DIAGNOSTIC OF VIRGINIA, LLC #255		6			6
MEDEXPRESS URGENT CARE-PETERS TWP		5	1	17%	6
INTERVENTIONAL REHABILITATION OF SOUTH FLORIDA			6	100%	6
MEDEXPRESS URGENT CARE - TARENTUM		5	1	17%	6
MD NOW MEDICAL CENTER			6	100%	6
MEDEXPRESS URGENT CARE - BATTLE CREEK		4	2	33%	6
PROHEALTH MED		1	5	83%	6
VITAS HEALTH INC			6	100%	6
FLORIDA KEYS CONCIERGE MEDICINE, LLC		6			6
CVS SC7556POCT WEST COLUMBIA		6			6
CAMELLIA AT DEERWOOD		2	4	67%	6
CVS MINUTE CLINIC DIAG OF IND, LLC #6549		6			6
INTERNAL MEDICINE LIPID AND WELNNESS PRACTICE			6	100%	6
RIVER CITY PRIMARY AND URGENT CARE			6	100%	6
UNILAB		2	4	67%	6
AVANTE AT ORMOND BEACH INC			6	100%	6
PALM HARBOR DERMATOLOGY		4	2	33%	6
CVS MINUTE CLINIC, LLC #22		5	1	17%	6
TIMBER CREEK PEDIATRICS		6			6
EP LTC PHARMACY		5	1	17%	6
MEDEXPRESS URGENT CARE-PITTSFIELD		6			6
NORTHEAST ALABAMA REGIONAL MEDICAL CENTER		3	3	50%	6
ELITE MD GROUP INC		2	4	67%	6
PALMETTO HEALTH ALLIANCE		3	3	50%	6
MINUTE CLINIC DIAGNOSTIC OF TN PC #64		6			6
NORTHSIDE HOSPITAL ATLANTA		3	3	50%	6
QUICK CARE MED WALK IN AND URGENT CARE			6	100%	6
DELIVER MY MEDS CORP		6			6
SOUTHEASTERN DERMATOLOGY GROUP PA		5	1	17%	6
CHAPTERS HEALTH HOSPICE		6			6
PRESBYTERIAN HOME		6			6

COVID-19: testing by laboratory

Data through Feb 25, 2021 verified as of Feb 26, 2021 at 09:25 AM

Data in this report are provisional and subject to change.

The numbers in the table below represent the number of Florida and non-Florida residents for whom test results were received by the Department of Health. A person can be tested by more than one laboratory and can have both positive and negative results. **Therefore, the sum of the numbers in each column will be larger than the total number of people tested.**

Reporting lab	Inconclusive	Negative	Positive	Percent positive	Total
MINUTE CLINIC DIAGNOSTIC OF TEXAS, LLC		6			6
MINUTECLINIC MINUTECLINIC #8505		4	2	33%	6
PARTNERS PHARMACY OF FLORIDA LLC		6			6
RANDOLPH DIABETES AND WELLNESS		5	1	17%	6
BOCA VIPEDIATRICS			6	100%	6
MEDEXPRESS URGENT CARE - HUNTINGTON WE		6			6
CVS NV3210POCT LAS VEGAS		6			6
CONCENTRA			6	100%	6
ENIGMA DIAGNOSTIC, INC.			6	100%	6
UT SOUTHWESTERN MEDICAL CENTER			6	100%	6
CRESTWOOD MEDICAL CENTER		4	2	33%	6
PUBLIC HEALTH LAB		6			6
DIXITKUMAR N MODI MD PA			6	100%	6
MARSHALL MEDICAL CENTER SOUTH LAB		5	1	17%	6
FLORIDA PREMIER MEDICAL CARE PA			6	100%	6
DOCTORS EXPRESS OF ST PETERSBURG			6	100%	6
DR. PHILLIPS MEDICAL WELLNESS CENTER		3	3	50%	6
ARLINGTON OF NAPLES		6			6
CVS TX4397POCT CYPRESS		6			6
BROWARD TRANSITIONAL CENTER			6	100%	6
YAZJI PEDIATRIC CARE LLC DBA TUKA PEDIATRICS			6	100%	6
BROWARD COUNTY HEALTH DEPT.			6	100%	6
CAN COMMUNITY HEALTH, INC		6			6
MEDEXPRESS URGENT CARE - BLUEFIELD		5	1	17%	6
GRAND AVE PHARMACY			6	100%	6
FLORIDA DEPARTMENT OF HEALTH IN SARASOTA COUNTY		5	1	17%	6
FLORIDA WOMAN CARE LABORATORY			6	100%	6
HUNTERS CREEK PEDIATRICS		6			6
COASTAL DETOX		6			6
FLORIDA MEDICAL SPECIALISTS		2	4	67%	6
NORTH FLORIDA PEDIATRICS JASPER			6	100%	6
FAMILY TREE PRIMARY CARE		5	1	17%	6
ST. PETERSBURG PEDIATRICS			6	100%	6
FIRST COAST CARDIOVASCULAR INSTITUTE PA			6	100%	6
WG WINDSOR WOODS SH LLC		6			6
WATAUGA MEDICAL CENTER		4	2	33%	6
ST. LUCIE COUNTY HEALTH DEPARTMENT		4	2	33%	6
PR HEALTH		1	5	83%	6
CITYMD		1	5	83%	6
SV DIAGNOSTIC LAB			6	100%	6
PATHGROUP LABS, LLC		4	2	33%	6
MINUTECLINIC DIAGNOSTIC OF GEORGIA, LL		5	1	17%	6
Northwell Lab		2	4	67%	6
JERSEY SHORE MEDICAL CENTER		6			6
ENTRUST IMMEDIATE CARE			6	100%	6
URGENT TEAM - MUSCLE SHOALS		6			6

COVID-19: testing by laboratory

Data through Feb 25, 2021 verified as of Feb 26, 2021 at 09:25 AM

Data in this report are provisional and subject to change.

The numbers in the table below represent the number of Florida and non-Florida residents for whom test results were received by the Department of Health. A person can be tested by more than one laboratory and can have both positive and negative results. **Therefore, the sum of the numbers in each column will be larger than the total number of people tested.**

Reporting lab	Inconclusive	Negative	Positive	Percent positive	Total
CAPE CORAL URGENT CARE		3	3	50%	6
MC DIAGNOSTIC OF CONNECTICUT, PC #1043		6			6
LUMADOC HEALTH		4	2	33%	6
MINUTECLINIC DIAGNOSTIC OF TN PC #643		4	2	33%	6
TEXAS MEDCLINIC			6	100%	6
MEDEXPRESS URGENT CARE - CULPEPER		6			6
PANCARE HEALTH - KATE SMITH ELEMENTARY		1	5	83%	6
DEPARTMENT OF HEALTH AND HUMAN SERVICES STATE OF NEW HAMPSHIRE			6	100%	6
CURATIVE CARE CENTER INC		1	5	83%	6
BETH ISRAEL DEACONESS MEDICAL CENTER			6	100%	6
MINUTECLINIC, LLC #1492		6			6
Centrastate Medical Center		5	1	17%	6
BAYSIDE LABORATORIES INC		6			6
SMH PHYSICIAN SERVICES INC		6			6
SUNRISE SENIOR LIVING OF JACKSONVILLE			6	100%	6
LEWIS COUNTY MANOR		6			6
TAMIAMI LAB MILLENIUM			6	100%	6
MEDICAL CENTER AT OCEAN REEF		1	5	83%	6
SIGNATURE HEALTHCARE OF MIDDLEBURG		6			6
LOUISIANA DEPT OF HEALTH			6	100%	6
UT MEMPHIS UNIVERSITY HEALTH SERVICES			6	100%	6
MINUTECLINIC DIAGNOSTIC OF VIRGINIA		6			6
SUMTER COUNTY HEALTH DEPARTMENT		1	5	83%	6
MINUTE-CLINIC DIAGNOSTIC OF VIRGINIA, LLC #794		5	1	17%	6
LAKEVIEW TERRACE HOME HEALTH SERVICES LLC			6	100%	6
DANIEL M LIBBY MD PLLC		6			6
VIERA PEDIATRICS		1	5	83%	6
ASCENSION ST VINCENT'S CLAY COUNTY			6	100%	6
CVS MINUTE CLINIC DIAGNOSTIC MED GRP OF SAN		4	2	33%	6
UNILAB OF DADE INC			6	100%	6
MINUTE CLINIC INCORPORATE		6			6
MEDEXPRESS URGENT CARE - ELM GROVE		5	1	17%	6
MINUTECLINIC, LLC #05038		6			6
Signature Healthcare of Savannah		6			6
FAMILY CARE MEDICAL CENTER			6	100%	6
XPRESS URGENT CARE LLC		6			6
THE CLINIC PREMISE HEALTH			6	100%	6
MC DIAGNOSTIC OF CONNECTICUT , PC # 3		4	2	33%	6
TERRACINA LLC		1	5	83%	6
MINUTECLINIC DIAG OF IND LLC #6998		5	1	17%	6
WIREGRASS MEDICAL CENTER			6	100%	6
LRHS Southeastern University		4	2	33%	6
MEDEXPRESS URGENT CARE - RICHMOND, NINE MILE RD		5	1	17%	6
ALBION COLLEGE (ABBOTT)		6			6
MERCY COLLEGE HEALTH OFFICE		6			6
EDWARD S BENNETT MD PLLC		6			6

COVID-19: testing by laboratory

Data through Feb 25, 2021 verified as of Feb 26, 2021 at 09:25 AM

Data in this report are provisional and subject to change.

The numbers in the table below represent the number of Florida and non-Florida residents for whom test results were received by the Department of Health. A person can be tested by more than one laboratory and can have both positive and negative results. **Therefore, the sum of the numbers in each column will be larger than the total number of people tested.**

Reporting lab	Inconclusive	Negative	Positive	Percent positive	Total
MINUTECLINIC DIAGNOSTIC OF NORTH CAROLINA PC #5341		4	2	33%	6
CVS DC134OPOCT WASHINGTON		6			6
PEDIATRICS IN BREVARD-COCOA BEACH		2	4	67%	6
OAK HARBOR ASSISTED LIVING FACILITY		4	2	33%	6
PLEASANTVILLE OF SEBASTIAN LLC			6	100%	6
AMERICAN HEALTH ASSOC. LABORATORY SOUTH		4	2	33%	6
GRACE REHABILITATION CENTER OF VERO BEACH		4	2	33%	6
MINUTECLINIC DIAGNOSTIC OF SC, LLC #7		4	2	33%	6
SAINT PETER'S UNIVERSITY HOSPITAL		6			6
JOHN T MATHER MEMORIAL HOSPITAL LABORATORY		5	1	17%	6
CVS NATIONAL HARBOR MD2297714CV		6			6
PRECISION DIAGNOSTICS INC - NJ		5			5
GOOD SAMARITAN MEDICAL CENTER			5	100%	5
MEDEXPRESS URGENT CARE - WILLIAMSPORT		4	1	20%	5
BOONE DRUG & HEALTHCARE AT DEERFIELD			5	100%	5
COOPER HOSPITAL/UNIVERSITY MEDICAL		5			5
THE MEDICAL GROUP OF SOUTH FLORIDA INC		4	1	20%	5
CVS TX7827POCT ROUND ROCK		5			5
CVS NV408817POCT LAS VEGAS		1	4	80%	5
MEDEXPRESS URGENT CARE - CLARKSBURG		5			5
RUSH UNIVERSITY MEDICAL CENTER LABORATORY			5	100%	5
NU WAVE MEDICAL CENTER			5	100%	5
CELEBRATION PEDIATRICS PA			5	100%	5
BOROPARK URGENT CARE		4	1	20%	5
WESTMINSTER SHORES			5	100%	5
FAMILY TREE DNA			5	100%	5
PEACHTREE IMMEDIATE CARE			5	100%	5
TRANSPLANT GENOMICS INC (EUROFINS)		5			5
SIGNATURE URGENT CARE			5	100%	5
MID - FLORIDA PATHOLOGY LLC		1	4	80%	5
TULLAHOMA HMA, LLC		4	1	20%	5
CONCENTRA URGENT CARE		1	4	80%	5
PIEDMONT HOSPITAL LAB			5	100%	5
KEYSTONE REHABILITATION AND HEALTH CENTER		1	4	80%	5
COVID RAPID LABS			5	100%	5
PATIENT FIRST - LEESBURG			5	100%	5
CARL R DARNALL ARMY MEDICAL CENTER			5	100%	5
CENTREX CLINICAL LABS INC		5			5
MEDEXPRESS - COLLINSVILLE BELT LINE		3	2	40%	5
QUEST DIAGNOSTICS PSC		1	4	80%	5
CARENOW URGENT CARE - CENTRAL AUSTIN		1	4	80%	5
GENTLE HANDS MOBILE PHLEBOTOMY			5	100%	5
MIAMI CANCER INSTITUTE			5	100%	5
VEIL VALLEY MEDICAL CENTER			5	100%	5
HELIX KH UC			5	100%	5
LAKE NONA PEDIATRICS IN ASSOCIATION WITH NEMOURS		5			5

COVID-19: testing by laboratory

Data through Feb 25, 2021 verified as of Feb 26, 2021 at 09:25 AM

Data in this report are provisional and subject to change.

The numbers in the table below represent the number of Florida and non-Florida residents for whom test results were received by the Department of Health. A person can be tested by more than one laboratory and can have both positive and negative results. **Therefore, the sum of the numbers in each column will be larger than the total number of people tested.**

Reporting lab	Inconclusive	Negative	Positive	Percent positive	Total
Lake Mary Health and Rehabilitation Center		1	4	80%	5
MCKENZIE-WILLAMETTE MEDICAL CENTER LAB		5			5
FLORIDA HOSPITAL LAKE MARY		5			5
MINUTECLINIC DIAGNOSTIC OF TN PC #442		4	1	20%	5
NORTH DADE NURSING AND REHABILITATION CENTER			5	100%	5
MINUTECLINIC DIAGNOSTIC OF OHIO #7790		3	2	40%	5
MEDEXPRESS URGENT CARE - GLENDALE		5			5
ADVENTHEALTH CAR CENTER APOPKA			5	100%	5
SEASIDE MANOR			5	100%	5
PREMIER FAMILY HEALTH PA			5	100%	5
MONROE COUNTY FIRE RESCUE		5			5
MINUTECLINIC DIAGNOSTIC OF KENTUCKY		5			5
Life Care Center of Estero			5	100%	5
WHITE WILSON MEDICAL CENTER - FWB		1	4	80%	5
FLAGLER HEALTH SERVICES INC			5	100%	5
EGL GENETICS DIAGNOSTICS			5	100%	5
Enterprise Health and Rehabilitation Center		5			5
BAPTIST HEALTH - TOWN CENTER			5	100%	5
ALL CHILDREN'S HOSPITAL DEPT OF GENERAL PEDIATRICS			5	100%	5
NOVADX		2	3	60%	5
ALPHADERA LABS, LLC			5	100%	5
Kennedy University Hospital		5			5
MINUTECLINIC, LLC #1796		4	1	20%	5
FLORIDA DEPARTMENT OF HEALTH - INVERNESS		3	2	40%	5
ABSOLUTE HEALTH		5			5
LAKE COUNTY DETENTION CENTER		3	2	40%	5
FLEET LANDING			5	100%	5
BROWNE MEDICAL LLC		3	2	40%	5
MINUTE CLINIC, LLC #1434		5			5
CVS MINUTE CLINIC DIAG OF IND LLC #5206		4	1	20%	5
MINUTECLINIC MINUTECLINIC #4977		3	2	40%	5
APOLLO GARDENS RETIREMENT RESIDENCE CARE		5			5
TANNER MEDICAL CENTER EAST AL		5			5
AURORA UNIVERSITY WELLNESS CENTER		5			5
MINUTE CLINIC DIAGNOSTIC OF NORTH CAROLINA		5			5
MCR HEALTH LAWTON CHILES ADMINISTRATION STE A		1	4	80%	5
JACKSON SOUTH COMMUNITY HOSPITAL LAB			5	100%	5
UNIVERSITY OF CHICAGO MEDICAL CENTER LAB			5	100%	5
GENESIS FAMILY PRACTICE		3	2	40%	5
AUGUSTA HEALTH			5	100%	5
SANTOS REHABILITATION CENTER INC			5	100%	5
OPTUMCARE FLORIDA, LLC		3	2	40%	5
LPG PEDIATRICS AT CAPE CORAL		5			5
ST CHARLES BEND LABORATORY		4	1	20%	5
UNIVERSITY OF MIAMI / SCCC RESEARCH LABORATORY			5	100%	5
ST MARYS MEDICAL CENTER			5	100%	5

COVID-19: testing by laboratory

Data through Feb 25, 2021 verified as of Feb 26, 2021 at 09:25 AM

Data in this report are provisional and subject to change.

The numbers in the table below represent the number of Florida and non-Florida residents for whom test results were received by the Department of Health. A person can be tested by more than one laboratory and can have both positive and negative results. **Therefore, the sum of the numbers in each column will be larger than the total number of people tested.**

Reporting lab	Inconclusive	Negative	Positive	Percent positive	Total
MINUTECLINIC DIAGNOSTIC MED GRP OF CA		4	1	20%	5
CVS CT1123POCT SOUTHBURY		5			5
FINLAY		1	4	80%	5
BROOKDALE NEW PORT RICHEY			5	100%	5
PEDIATRICS OF CENTRAL FLORIDA - POINCIANA		3	2	40%	5
CVS NC6402POCT DAVIDSON		3	2	40%	5
FLORIDA PRIMARY CARE AND SPORTS MEDICINE INC		2	3	60%	5
MOUNT SINAI BROOKLYN LABORATORY		4	1	20%	5
MINUTECLINIC, LLC, DBA MINUTECLINIC #2		5			5
NELSON BIOLOGICAL			5	100%	5
INFECTION CONTROL/ EMPHEALTH		3	2	40%	5
PRINCIPLE HOSPICE SERVICE, LLC			5	100%	5
MEDEXPRESS URGENT CARE - BECKLEY CROSS		4	1	20%	5
HILLSBOROUGH COUNTY HEALTH DEPARTMENT			5	100%	5
MINNESOTA DEPARTMENT OF HEALTH PUBLIC HEALTH LABORATORY DIVISION	1		4	80%	5
DOCS URGENT CARE		1	4	80%	5
INNOVATIVE COVID-DIVERSEY			5	100%	5
REDMED OF CROSSTOWN		2	3	60%	5
KISSIMMEE VA OUTPATIENT CLINIC		5			5
INDIAN RIVER PRIMARY CARE PA		5			5
PM PEDIATRICS OF BAYSIDE PLLC		5			5
AMERICAN MEDICAL RESPONSE - DENVER		2	3	60%	5
MAXHEALTH		4	1	20%	5
AEL KNOXVILLE			5	100%	5
MEDEXPRESS URGENT CARE PORT HURON		4	1	20%	5
INTERNAL MEDICINE & PRIMARY CARE ASSOCIATES, PLC			5	100%	5
THE UNIVERSITY OF VERMONT MEDICAL CENTER		4	1	20%	5
OMNICARE PHARMACY OF TEXAS 1, LP DBA OMNICARE		5			5
REHABILITATION CENTER AT JUPITER GARDENS		5			5
UNDERGROUND FREE CLINIC		5			5
FLORIDA CLINICAL LABORATORY - BIOREFERENCE LABORATORIES		2	3	60%	5
DISCOVERY VILLAGE AT STUART		2	3	60%	5
RIO PINAR HEALTH CARE			5	100%	5
DICKSON MEDICAL ASSOCIATES PC PATH LAB		4	1	20%	5
COMMONS AT ORLANDO LUTHERAN TOWERS SNF			5	100%	5
FOUNDCARE, INC			5	100%	5
TESTD			5	100%	5
SUTTER TRACY COMMUNITY HOSPITAL			5	100%	5
MEDEXPRESS URGENT CARE MURRYSVILLE		3	2	40%	5
CLEVELAND CLINIC MARTIN HEALTH NURSING & RESTORATIVE		5			5
MIAMI MEDICAL CONSULTANT PA			5	100%	5
PHYSICIANS URGENT CARE BERRY FARMS		4	1	20%	5
SCIENCE CARE			5	100%	5
AHF PUBLIC HEALTH LABORATORY			5	100%	5
MANATEE COUNTY JAIL		4	1	20%	5
DAVENPORT PEDIATRICS PA		1	4	80%	5

COVID-19: testing by laboratory

Data through Feb 25, 2021 verified as of Feb 26, 2021 at 09:25 AM

Data in this report are provisional and subject to change.

The numbers in the table below represent the number of Florida and non-Florida residents for whom test results were received by the Department of Health. A person can be tested by more than one laboratory and can have both positive and negative results. **Therefore, the sum of the numbers in each column will be larger than the total number of people tested.**

Reporting lab	Inconclusive	Negative	Positive	Percent positive	Total
JUPITER CLINIC			5	100%	5
NOVANT HEALTH UVA		2	3	60%	5
MINUTECLINIC DIAGNOSTIC OF ILLINOIS		4	1	20%	5
PALM GARDEN OF SUN CITY			5	100%	5
UW MEDICINE VIROLOGY LAB			5	100%	5
MIZELL MEMORIAL HOSPITAL			5	100%	5
WOODHULL MEDICAL AND MENTAL HEALTH CTR		5			5
WEST PACIFIC MEDICAL LABORATORY			5	100%	5
OCCMED SOLUTIONS		2	3	60%	5
PINECREST PEDIATRICS GROUP LLC			5	100%	5
Walker BaptistMedCtr		4	1	20%	5
UF HEALTH PATHOLOGY LABORATORIES			5	100%	5
LAKEVIEW HEALTHCARE SYSTEM LLC			5	100%	5
CAREHERE LCS- EUSTIS			5	100%	5
MEDI-DRUG INC		4	1	20%	5
FLORIDA PRIMARY & SPECIALTY CARE		5			5
UPMC HEALTH SYSTEM		4	1	20%	5
LIVING WATERS MEDICAL CENTER			5	100%	5
QUINTON MEMORIAL HEALTH CARE CENTER		5			5
OHIO DEPARTMENT OF HEALTH			5	100%	5
ST BARNABAS HOSPITAL		5			5
HERNANDO PASCO HOSPICE INC		4	1	20%	5
WAKEMED		1	4	80%	5
LPG PRIMARY CARE AT BONITA BAY LIFESTYLE CENTER		4	1	20%	5
MINUTECLINIC DIAGNOSTIC OF PENNSYLVANIA, LLD #1545		5			5
PUTNAM HOSPITAL CENTER LABORATORY		5			5
JOE DIMAGGIO CHILDREN'S HOSPITAL		1	4	80%	5
HENDRY REGIONAL CONVENIENT CARE CENTER			5	100%	5
WILSON PEDIATRICS			5	100%	5
DIAGNOSTECHS		4	1	20%	5
CHAMPLAIN VALLEY PHYSICIANS HOSPITAL		3	2	40%	5
PHYSICIANS IMMEDIATE CARE ELGIN			5	100%	5
PM PEDIATRICS OF SELDEN		3	2	40%	5
NORTHPORT MEDICAL CENTER LAB		5			5
ADVENTHEALTH MEDICAL GROUP PEDIATRIC & ADOLESCENT		4	1	20%	5
MEDEXPRESS URGENT CARE-NESHANNOCK TWP		4	1	20%	5
URGENT CARE OF ERWIN		5			5
GULF COAST VETERANS HCS PANAMA CITY OPC		5			5
ELITE CARE			5	100%	5
OCHSNER MEDICAL CENTER			5	100%	5
BEACH HOUSE		5			5
PRECISION LABS LLC		2	3	60%	5
RELIANT IMMUNE DIAGNOSTICS			5	100%	5
MEASE CONTINUING CARE		3	2	40%	5
UCF STUDENT HEALTH SERVICES LABORATORY		2	3	60%	5
MAXCARE CLINIC			5	100%	5

COVID-19: testing by laboratory

Data through Feb 25, 2021 verified as of Feb 26, 2021 at 09:25 AM

Data in this report are provisional and subject to change.

The numbers in the table below represent the number of Florida and non-Florida residents for whom test results were received by the Department of Health. A person can be tested by more than one laboratory and can have both positive and negative results. **Therefore, the sum of the numbers in each column will be larger than the total number of people tested.**

Reporting lab	Inconclusive	Negative	Positive	Percent positive	Total
MINUTECLINIC DIAGNOSTIC OF TN, PC 6304		3	2	40%	5
EAST BANK HOSPITAL - UNIVERSITY OF MINNESOTA MEDICAL CENTER			5	100%	5
PT&J REHAB - VILLAGE OF ROYAL PALM BEACH		5			5
MEDEXPRESS URGENT CARE-MUNCIE		5			5
DEPARTMENT OF HEALTH AND HUMAN SERVICES LANSING			5	100%	5
WATERTOWN URGENT CARE PLLC		5			5
QUALITY MEDICAL CARE			5	100%	5
URGENT MED INC		3	2	40%	5
GRAND VILLA OF DELRAY EAST		5			5
GUTHRIE MEDICAL GROUP LABORATORIES		5			5
WHEELER LABORATORY		4	1	20%	5
BAYSHORE LABORATORY		4	1	20%	5
MINUTECLINIC, LLC #7139		5			5
NORTH SHORE HEMATOLOGY-ONCOLOGY ASSOCIATES, PC		5			5
Lenox on the Lake			5	100%	5
FRESENIUS KIDNEY CARE SOUTH ORLANDO			5	100%	5
MEDEXPRESS URGENT CARE MORGANTOWN		5			5
LAKE PEDIATRICS			5	100%	5
LEVY COUNTY SHERIFF'S DEPT			5	100%	5
SOUTHERN OCEAN MEDICAL CENTER		5			5
LABCORP UNSPECIFIED		5			5
MINUTECLINIC DIAGNOSTIC OF NEVADA #87		3	2	40%	5
FLORIDA HEALTHCARE OF ORLANDO			5	100%	5
MINUTE CLINIC DIAG OF IND LLC #8674		5			5
AHC Decatur County		5			5
GREENVILLE MEMORIAL HOSPITAL LAB			5	100%	5
SHEEPSHEAD BAY URGENT CARE		5			5
FORSYTH HOUSE			5	100%	5
RIVERVIEW ALF OPERATOR LLC			5	100%	5
LIFEPLUS HEALTHCARE GROUP INC		5			5
TALLAHASSEE MEMORIAL HEALTHCARE			5	100%	5
XRL SXF REF LAB		5			5
LABS PLUS LLC		5			5
KETTERING HEALTH			5	100%	5
ADVANCED URGENT CARE OF MARATHON		1	4	80%	5
FRANCES WARDE MEDICAL LABORATORY		2	3	60%	5
MEDICAL CENTER OF BLOUNTSTOWN			5	100%	5
LAFAYETTE NURSING AND REHAB			5	100%	5
MINUTECLINIC, LLC #1470		5			5
COMPUNET CLINICAL LAB			5	100%	5
JOHN T MACKAY MD			5	100%	5
PHYSICIANS FOR CHILDREN			5	100%	5
PEDIATRICS OF ALTAMONTE		5			5
COPELAND MEDICAL CLINIC		3	2	40%	5
PEDIATRIC URGENT HEALTH CARE			5	100%	5
HAWTHORNE HEALTH AND REHABILITATION			5	100%	5

COVID-19: testing by laboratory

Data through Feb 25, 2021 verified as of Feb 26, 2021 at 09:25 AM

Data in this report are provisional and subject to change.

The numbers in the table below represent the number of Florida and non-Florida residents for whom test results were received by the Department of Health. A person can be tested by more than one laboratory and can have both positive and negative results. **Therefore, the sum of the numbers in each column will be larger than the total number of people tested.**

Reporting lab	Inconclusive	Negative	Positive	Percent positive	Total
CVS IN6654POCT INDIANAPOLIS		4	1	20%	5
PANCARE HEALTH - ALTHA PUBLIC			5	100%	5
FHPG FAMILY MEDICAL CENTER OF TAMPA BAY		1	4	80%	5
EASTCHESTER PEDIATRIC MEDICAL GROUP		5			5
URGENT TEAM - NASHVILLE		5			5
RURAL HEALTH CARE INC			5	100%	5
URGENT CARE COASTAL GA			5	100%	5
CVS OH3476POCT TIPP CITY		5			5
CYPRESS CREEK MEDICAL CENTER			5	100%	5
COLUMBIA MEMORIAL HOSPITAL LABORATORY		5			5
SARASOTA MEDICAL CENTER			5	100%	5
HAVEN HOSPICE IN CHIEFLAND			5	100%	5
Army Residence Community		5			5
JUPITER ISLAND MEDICAL CLINIC INC		5			5
GRAND VILLA OF SARASOTA		4	1	20%	5
ST JOHNS BIOMEDICAL LAB		5			5
ADVICE FOR OPTIMAL WELLNESS		2	3	60%	5
MD NOW MEDICAL CENTER INC			5	100%	5
DIXIE COUNTY EMERGENCY SERVICES			5	100%	5
INDIANA STATE DEPARTMENT OF HEALTH LABORATORIES			5	100%	5
ARKANSAS DEPARTMENT OF HEALTH			5	100%	5
SOUTH FLORIDA FAMILY HEALTH & RESEARCH CTR			5	100%	5
VIDANT MEDICAL CENTER			4	100%	4
APOPKA FAMILY HEALTH CENTER		3	1	25%	4
MEDEXPRESS URGENT CARE - PRINCETON		4			4
SOUTH FLORIDA PEDIATRIC PARTNERS			4	100%	4
REGIONAL MEDICAL LAB			4	100%	4
L3HARRIS FAMILY MEDICAL CENTER			4	100%	4
CVS NY549POCT RIDGEWOOD		2	2	50%	4
MONROE COUNTY DEPT OF PUBLIC HEALTH ST		4			4
Mill Valley Care Center		4			4
PRINCETON BMC LABORATORY		4			4
MINUTECLINIC DIAGNOSTIC OF RHODE ISLAN		4			4
CVS SC2736POCT MURRELLS INLET		4			4
LOUISIANA DEPT. OF HEALTH AND HOSPITALS-INFECTIOUS DISEASE EPI SECTION			4	100%	4
OKLAHOMA STATE UNIVERSITY DIAGNOSTIC LAB			4	100%	4
UNIVERSITY OF WASHINGTON MEDICAL CENTER (UWMC) EMERGENCY DEPT.			4	100%	4
ADVANCED URGENT CARE LLC		1	3	75%	4
CVS IL8751POCT CHICAGO		4			4
MEDEXPRESS URGENT CARE - KOKOMO		4			4
INDUSTRY LAB DIAGNOSTIC PARTNERS			4	100%	4
VITAL CARE URGENT CARE			4	100%	4
GUTHRIE MEDICAL GROUP - CORNING		3	1	25%	4
WALGREENS #07034		4			4
FCHC (OB)-DARWIN SQUARE CTR.			4	100%	4
IMMUNOGENOMICS LLC		1	3	75%	4

COVID-19: testing by laboratory

Data through Feb 25, 2021 verified as of Feb 26, 2021 at 09:25 AM

Data in this report are provisional and subject to change.

The numbers in the table below represent the number of Florida and non-Florida residents for whom test results were received by the Department of Health. A person can be tested by more than one laboratory and can have both positive and negative results. **Therefore, the sum of the numbers in each column will be larger than the total number of people tested.**

Reporting lab	Inconclusive	Negative	Positive	Percent positive	Total
MORGAN STANLEY HEALTH CENTER		4			4
CVS MINUTE CLINIC DIAGNOSTIC OF TEXAS		3	1	25%	4
THE RETREAT AT PORT ORANGE			4	100%	4
RELIANT ACUTE CARE			4	100%	4
NEOGENOMICS LABORATORIES, INC		4			4
MEDEXPRESS URGENT CARE LAVALE		4			4
MEDEXPRESS URGENT CARE - SOUTH PARKERSBURG		4			4
HARBOUR ISLAND PEDIATRICS LLC			4	100%	4
BIOTEST PLASMA CENTER		4			4
Kroger 449 - The Little Clinic Mountain Park		4			4
INTERMARKET FACILITY			4	100%	4
MEDEXPRESS URGENT CARE- FORT WORTH N T		4			4
LABORATORY MEDICINE CONSULTANTS-LMC PA		4			4
CELEBRATION PEDIATRICS			4	100%	4
OURMED		3	1	25%	4
FLORIDA HEALTH CARE PLANS STIRLING CENTER			4	100%	4
CAPE COD HOSPITAL			4	100%	4
CELERION			4	100%	4
DEPARTMENT OF PATHOLOGY ROME MEMORIAL		3	1	25%	4
PEACEHEALTH LABORATORIES		3	1	25%	4
Sunrise Health and Rehabilitation Center			4	100%	4
MINUTE-CLINIC DIAGNOSTIC OF VIRGINIA,		4			4
ARC POINT LABS OF AUSTIN NORTH			4	100%	4
OMNICARE PHARMACY OF TEXAS 1		4			4
CUMBERLAND HEIGHTS		4			4
LIFEHOPE LABS			4	100%	4
PILGRIM PHARMACY INC		4			4
CVS GA2236POCT WOODSTOCK		4			4
Bon Secours Place		3	1	25%	4
ELDER ALTERNATIVES INC		3	1	25%	4
ADVANCED PEDIATRICS OF BOCA LLC			4	100%	4
ROAN DRUG COMPANY LLC		4			4
Millennium Nursing & Rehab Center		4			4
STONE CLINICAL LABORATORIES OF FL LLC		4			4
COMPASSION PEDIATRICS			4	100%	4
CVS CA9113POCT CHULA VISTA		4			4
STEUBEN COUNTY PUBLIC HEALTH		4			4
HEALTHY MINORS PEDIATRIC URGENT CARE		4			4
CELAL GUROL ERBAY, MD			4	100%	4
DEVEREUX FLORIDA CHILDRENS CENTER			4	100%	4
MEDEXPRESS URGENT CARE HUNTINGTON		4			4
ADVENT HEALTH - TUSKAWILLA		4			4
Crowne Health Care of Montgomery		4			4
EPI			4	100%	4
NEULIFE NEUROLOGICAL SERVICES LLC			4	100%	4
BELLIN HEALTH LAB		1	3	75%	4

COVID-19: testing by laboratory

Data through Feb 25, 2021 verified as of Feb 26, 2021 at 09:25 AM

Data in this report are provisional and subject to change.

The numbers in the table below represent the number of Florida and non-Florida residents for whom test results were received by the Department of Health. A person can be tested by more than one laboratory and can have both positive and negative results. **Therefore, the sum of the numbers in each column will be larger than the total number of people tested.**

Reporting lab	Inconclusive	Negative	Positive	Percent positive	Total
ASCENSION ST VINCENT'S MEDICAL CENTER		3	1	25%	4
ManorCare Health Services Camp Hill		4			4
PHYSICIANS QUALITY CARE			4	100%	4
ALVARO J DANGOND MD PA		4			4
HAMPTON ALF AT 24TH ROAD LLC			4	100%	4
ADVENTHEALTH MEDICAL GROUP PEDIATRICS		1	3	75%	4
WYOMING PUBLIC HEALTH LAB			4	100%	4
PALMS WEST HOSPITAL			4	100%	4
PRIMECARE		2	2	50%	4
MEDICINE SHOPPE #1306 THE		3	1	25%	4
MAINE DEPARTMENT OF HEALTH AND HUMAN SERVICES			4	100%	4
FLORIDA HEART AND VASCULAR			4	100%	4
MIAMI COMMUNITY HEALTH CENTER INC		1	3	75%	4
CVS TN7698POCT KNOXVILLE		4			4
CVS TN2179POCT MURFREESBORO		4			4
SUMNER REGIONAL MEDICAL CENTER		3	1	25%	4
MEDEXPRESS URGENT CARE - WICHITA, S SENECA ST		2	2	50%	4
MONTANA DEPARTMENT OF PUBLIC HEALTH & HUMAN SERVICES			4	100%	4
CVS TX7821POCT LEAGUE CITY		4			4
CFP PHYSICIANS GROUP			4	100%	4
PELICAN LANDING		1	3	75%	4
MINUTECLINIC, DIAGNOSTIC OF TEXAS, LL		4			4
CAREWELL URGENT CARE			4	100%	4
CVS NC3319POCT CHARLOTTE		3	1	25%	4
DYNACARE LABORATORIES			4	100%	4
CHILDREN'S MEDICAL GROUP		4			4
CVS CT718POCT ANSONIA		4			4
MINUTECLINIC DIAGNOSTIC OF WISCONSIN, LLC		4			4
FAMILY MEDICAL CLINIC HOMESTEAD, LLC			4	100%	4
REELFOOT FAMILY WALK IN CLINIC		3	1	25%	4
OVIEDO CHILDRENS HEALTH CENTER LLC		1	3	75%	4
COMPREHENSIVE CLINICAL RESEARCH, LLC			4	100%	4
Kroger 124 - The Little Clinic University		3	1	25%	4
LAKE FOREST PARK OP CO LLC		4			4
EXPICARE NURSING AGENCY, INC		4			4
INVERNESS FAMILY CARE HIGH RISK PLLC			4	100%	4
CVS PA1671POCT LANCASTER		4			4
State Lab Unspecifd			4	100%	4
SELECT PHYSICIANS ALLIANCE PL		4			4
AHC of Mckenzie		4			4
MEDEXPRESS URGENT CARE - FREDERICK		4			4
UNION CITY MANOR NURSING CENTER		4			4
BEECHTREE MOLECULAR LAB LLC			4	100%	4
FLORENCE - HUNTSVILLE HOSPITAL URGENT CARE		3	1	25%	4
DTR LABS		3	1	25%	4
HEALTHCARE NETWORK OF SOUTHWEST FLORIDA			4	100%	4

COVID-19: testing by laboratory

Data through Feb 25, 2021 verified as of Feb 26, 2021 at 09:25 AM

Data in this report are provisional and subject to change.

The numbers in the table below represent the number of Florida and non-Florida residents for whom test results were received by the Department of Health. A person can be tested by more than one laboratory and can have both positive and negative results. **Therefore, the sum of the numbers in each column will be larger than the total number of people tested.**

Reporting lab	Inconclusive	Negative	Positive	Percent positive	Total
SINAI PLAZA NURSING AND REHAB CENTER			4	100%	4
MEDEXPRESS URGENT CARE - MOUNTAIN HOME		3	1	25%	4
Advanced Care Center			4	100%	4
TRIDENT BIOMETRICS		3	1	25%	4
MEDEXPRESS URGENT CARE - SUMMERSVILLE, WEBSTER RD		4			4
CALIFORNIA DEPARTMENT OF PUBLIC HEALTH			4	100%	4
MINUTECLINIC DIAG OF IND LLC #8651		3	1	25%	4
NORTHEAST PEDIATRICS			4	100%	4
WOMEN'S CARE FLORIDA, LLC		4			4
URGENT CARE - OCONEE		2	2	50%	4
CVS OH3301POCT WOODMERE		4			4
COMMUNITY HEALTH CENTER OF WEST PALM BEACH			4	100%	4
BAYLOR ESOTERIC AND MOLECULAR LAB			4	100%	4
WINCHESTER MEDICAL CENTER			4	100%	4
PDL PHARMACY CORP			4	100%	4
MINUTECLINIC DIAG OF IND, LLC #6472		4			4
MINUTE CLINIC, LLC #4650		4			4
CVS CA9715POCT THOUSAND OAKS		4			4
UF HEALTH PATHOLOGY LABORATORIES			4	100%	4
INTRACOASTAL LABS INC		4			4
ELITE MEDICAL CENTER			4	100%	4
DERMATOLOGY SPECIALISTS OF FL - DR. JON WARD			4	100%	4
CVS GA2147POCT KENNESAW		3	1	25%	4
BETHPAGE EXTENDED HOURS CENTER		4			4
TARPON SPRINGS PEDIATRICS, LLC			4	100%	4
ADVENTHEALTH NEW SMYRNA BEACH COMMUNITY HEALTH			4	100%	4
CVS PA4077POCT BELLE VERNON		4			4
REHABILITATION CENTER OF WINTER PARK,THE			4	100%	4
GASTROENTEROLOGY ASSOC OF PENSACOLA, PA		2	2	50%	4
EXTENDICARE HEALTH & REHAB CENTER		4			4
CAPITAL HEALTH LABORATORY INC			4	100%	4
MINUTECLINIC DIAGNOSTIC OF VIRGINIA, LLC #1656		4			4
AFFINITY URGENT CARE			4	100%	4
MINUTECLINIC DIAG OF IND, LLC #6697		4			4
CVS OH3080POCT HUBER HEIGHTS		4			4
HUNT CLUB MEDICAL CARE			4	100%	4
MEDLAB INC		4			4
DEACONESS HOSPITAL			4	100%	4
CVS NJ836POCT RUNNEMEDE		4			4
CVS MO5655POCT LIBERTY		1	3	75%	4
AURORA BAYCARE UROLOGY			4	100%	4
SOUTHWESTERN REGIONAL MEDICAL CENTER - TULSA		4			4
MINUTECLINIC DIAGNOSTIC OF SC, LLC #4		4			4
MEDEXPRESS URGENT CARE - MARKHAM STREE		3	1	25%	4
FLORIDA DEPARTMENT OF HEALTH SEMINOLE COUNTY		1	3	75%	4
MINUTECLINIC DIAG OF IND, LLC #10190		4			4

COVID-19: testing by laboratory

Data through Feb 25, 2021 verified as of Feb 26, 2021 at 09:25 AM

Data in this report are provisional and subject to change.

The numbers in the table below represent the number of Florida and non-Florida residents for whom test results were received by the Department of Health. A person can be tested by more than one laboratory and can have both positive and negative results. **Therefore, the sum of the numbers in each column will be larger than the total number of people tested.**

Reporting lab	Inconclusive	Negative	Positive	Percent positive	Total
TMH PHYSICIAN PARTNERS SOUTHWOOD		1	3	75%	4
DIAGNOSTIC & MEDICAL SPECIALISTS OF GREENWICH		2	2	50%	4
ASCENDI HOME HEALTH AGENCY INC			4	100%	4
MEDEXPRESS URGENT CARE - YORK		1	3	75%	4
MEDEXPRESS URGENT CARE - WEIRTON		4			4
PARADIGM LABORATORIES			4	100%	4
CARENOW URGENT CARE - WINTER SPRINGS		3	1	25%	4
THE DOCTORS CENTER HEALTHCARE-SOUTHSIDE		1	3	75%	4
MEDEXPRESS URGENT CARE SHADYSIDE		3	1	25%	4
DEPARTMENT OF HEALTH AND HUMAN SERVICES		2	2	50%	4
UNIVERSITY OF MIAMI STUDENT HEALTH SERVICE			4	100%	4
BLUETAIL MEDICAL GROUP, LLC		3	1	25%	4
MINUTE CLINIC #8979		4			4
IVY ROSEN MD PLLC		4			4
PINELLAS POINT NURSING AND REHAB			4	100%	4
CLINICAL LABORATORIES OF THE BUFFALO		3	1	25%	4
MINUTECLINIC DIAGNOSTIC OF OHIO #4401		4			4
FLORIDA HOSPITAL ALTAMONTE		2	2	50%	4
CENTRAL JERSEY URGENT CARE OF EATONTOW		4			4
MINUTECLINIC, LLC #5707		4			4
MINUTECLINIC #8760		4			4
ST PETE DIRECT PRIMARY CARE		2	2	50%	4
FHCP - ORMOND BEACH			4	100%	4
USCG SECTOR ST PETE		1	3	75%	4
SOUTH FLORIDA RESEARCH ORGANIZATION			4	100%	4
THONOTOSASSA COMMUNITY HEALTH CENTER		1	3	75%	4
MEMORIAL HEALTHCARE SYSTEM		1	3	75%	4
BOND & STEELE CLINIC PA D/B/A BOND CLINIC PA		4			4
MINUTECLINIC DIAGNOSTIC OF NORTH CAROLINA PC #7054		3	1	25%	4
SANFORD SOUTH UNIVERSITY		4			4
DISCOVERY VILLAGE AT DEERWOOD			4	100%	4
CVS CA8850POCT HUNTINGTON BEACH		3	1	25%	4
BENEVA LAKES HEALTHCARE & REHAB CENTER			4	100%	4
GENUS DIAGNOSTICS			4	100%	4
CVS NC2313POCT RALEIGH		3	1	25%	4
GRAND VILLA OF LAKELAND		4			4
UNC HOSPITAL/MCLENDON CLINICAL LABORATORIES			4	100%	4
SunTerrace Health Care Center		3	1	25%	4
SIGNATURE CARE MONTROSE		2	2	50%	4
MINUTECLINIC DIANOSTIC OF VIRGINIA, LL		3	1	25%	4
MEDEXPRESS URGENT CARE PLEASANT HILLS		3	1	25%	4
SYNEXUS CLINICAL RESEARCH US INC		2	2	50%	4
MINUTECLINIC OF NEVADA-2955 S FT APACH		4			4
CVS MINUTE CLINIC DIAGNOSTIC OF KANSAS, PA		4			4
NEMOURS CHILDREN'S CLINIC			4	100%	4
JOSEF SCHENKER, MD, PC		4			4

COVID-19: testing by laboratory

Data through Feb 25, 2021 verified as of Feb 26, 2021 at 09:25 AM

Data in this report are provisional and subject to change.

The numbers in the table below represent the number of Florida and non-Florida residents for whom test results were received by the Department of Health. A person can be tested by more than one laboratory and can have both positive and negative results. **Therefore, the sum of the numbers in each column will be larger than the total number of people tested.**

Reporting lab	Inconclusive	Negative	Positive	Percent positive	Total
MINUTECLINIC, LLC, DBA MINUTECLINIC #6		4			4
CVS PA813POCT RICHBORO		4			4
HARBORCHASE OF VILLAGES CROSSING			4	100%	4
PALM BEACH CANCER INSTITUTE			4	100%	4
Metro West Nursing and Rehab			4	100%	4
MASSASHUSETTS STATE LAB INSTITUTE		1	3	75%	4
Westminster Manor		3	1	25%	4
PORT ORANGE NURSING & REHAB			4	100%	4
MEDEXPRESS URGENT CARE - LOGAN		4			4
NAVAL MEDICAL CENTER SAN DIEGO			4	100%	4
CVS MINUTE CLINIC DIAGNOSTIC OF TN #3293		4			4
CVS OH2342POCT WEST CHESTER		3	1	25%	4
MINUTECLINIC DIAGNOSTIC OF TN PC #240		4			4
CVS MD2956POCT NEW MARKET		3	1	25%	4
FAMILY MEDICINE AT WATERMAN		4			4
Calusa Harbour			4	100%	4
PANCARE HEALTH YOUNGSTOWN			4	100%	4
UNIVERISTY OF MIAMI			4	100%	4
MERCY URGENT CARE			4	100%	4
MEDEXPRESS URGENT CARE - TEAYS VALLEY		3	1	25%	4
SHARP MEMORIAL HOSPITAL MICROBIOLOGY DEPT			4	100%	4
PHYSICIANS IMMEDIATE CARE AURORA			4	100%	4
CVS MA2172POCT NORTH GRAFTON		4			4
ALLIANCE PEDIATRICS PA			4	100%	4
BIRMINGHAM VAMC		1	3	75%	4
ENCOMPASS HOME HEALTH		4			4
FLORIDA CANCER SPECIALISTS AND RESEARCH		2	2	50%	4
COVID TESTING LLC			4	100%	4
CARE CENTERS OF NASSAU LLC MINER ROAD NORTH		4			4
MINUTE CLINIC DIAGNOSTIC MED GRP		3	1	25%	4
MEDEXPRESS URGENT CARE - MBURG COMMONS		4			4
DIAMOND SPEEDWAY DIALYSIS		1	3	75%	4
CVS MA394POCT SEEKONK		4			4
FIFTH AVENUE PEDIATRICS		3	1	25%	4
MINUTE CLINIC OF KANSAS PA		1	3	75%	4
SJH			4	100%	4
CLINICAL ASSOCIATES OF ORLANDO LLC		4			4
LEON MEDICAL CENTERS, LLC			4	100%	4
MEDEXPRESS URGENT CARE - SOMERSET TOWNSHIP		4			4
FISHERMEN'S HOSPITAL			4	100%	4
EMORY UNIVERSITY HOSPITAL		1	3	75%	4
BARTON MEMORIAL HOSPITAL		3	1	25%	4
RHEA MEDICAL CENTER		4			4
Park Ridge Nursing Center		3	1	25%	4
PANCARE HEALTH - PONCE DE LEON			4	100%	4
RIVER CITY MEDICAL ASSOCIATES INC			4	100%	4

COVID-19: testing by laboratory

Data through Feb 25, 2021 verified as of Feb 26, 2021 at 09:25 AM

Data in this report are provisional and subject to change.

The numbers in the table below represent the number of Florida and non-Florida residents for whom test results were received by the Department of Health. A person can be tested by more than one laboratory and can have both positive and negative results. **Therefore, the sum of the numbers in each column will be larger than the total number of people tested.**

Reporting lab	Inconclusive	Negative	Positive	Percent positive	Total
Oakwood - North Baldwins Center for Living		4			4
EXPRESS TESTING-ONE			4	100%	4
OHIO CVS STORES		3	1	25%	4
FLORIDA MEDICAL ASSOCIATES LLC			4	100%	4
MARSHFIELD LABORATORIES			4	100%	4
MEDEXPRESS - NEW CASTLE, DUPONT HWY		4			4
MINUTECLINIC DIAGNOSTIC OF OHIO #3407		4			4
BAPTIST HEALTH MEDICAL CENTER			4	100%	4
SIGNATURE CARE EMERGENCY CENTER		2	2	50%	4
COURTYARD GARDENS OF BOYNTON BEACH, LLC		1	3	75%	4
CLINICAL PATHOLOGY LABORATORIES			4	100%	4
WILLIAM A HINTON STATE LABORATORY INSTITUTE		1	3	75%	4
REFUGE A HEALING PLACE, THE			4	100%	4
MINUTE CLINIC LLC # 2033		3	1	25%	4
PM PEDIATRICS OF SELDEN PLLC		4			4
LATCHER LABORATORY OF A O FOX MEMORIAL		2	2	50%	4
ANTHONY-BROWN PHARMACY		4			4
MEDEXPRESS - NEWARK		4			4
PRL NYC PANDEMIC RESPONSE LAB			4	100%	4
CARE ONE PRIMARY CARE			4	100%	4
HOME DOCS		2	2	50%	4
ORANGE COUNTY HEALTH DEPARTMENT		2	2	50%	4
COMMUNITY PHYSICIANS OF NORTH PORT PA			4	100%	4
MINUTECLINIC MINUTECLINIC #921		4			4
ACCENT PHYSICIAN SPECIALISTS PA		4			4
INFINITI LABS INC			4	100%	4
SONIC REFERENCE LABORATORY			4	100%	4
HEART OF FLORIDA HEALTH CENTER INC		1	3	75%	4
MINUTECLINIC DIAGNOSTIC OF PENNSYLVAN		3	1	25%	4
MD ANDERSON			4	100%	4
CULLMAN REGIONAL MEDICAL CENTER		3	1	25%	4
MARION AND BERNARD L SAMSON NURSING CENTER			4	100%	4
CVS TX8351POCT BEAUMONT		4			4
GRAND VILLA OF MELBOURNE		2	2	50%	4
GEORGE E WEEMS MEMORIAL HOSPITAL LAB		3	1	25%	4
Grace Rehabilitation of Vero Beach		4			4
Kroger 339 - The Little Clinic Highlands - Bardstown Road		4			4
CVS NV9841POCT RENO		2	2	50%	4
COVENIENT CARE MEDICAL CLINIC			4	100%	4
NOT GIVEN		1	3	75%	4
ManorCare Rehabilitation Center- Decatur		4			4
WINTER PARK INTERNAL MEDICINE MD PA		3	1	25%	4
IMIC INC RESEARCH			4	100%	4
Health Care Center of Jacksonville			4	100%	4
COMPASSION PEDIATRIC URGENT CARE LLC			4	100%	4
MD NOW URGENT CARE - DELRAY WEST			4	100%	4

COVID-19: testing by laboratory

Data through Feb 25, 2021 verified as of Feb 26, 2021 at 09:25 AM

Data in this report are provisional and subject to change.

The numbers in the table below represent the number of Florida and non-Florida residents for whom test results were received by the Department of Health. A person can be tested by more than one laboratory and can have both positive and negative results. **Therefore, the sum of the numbers in each column will be larger than the total number of people tested.**

Reporting lab	Inconclusive	Negative	Positive	Percent positive	Total
MAILBOX DIAGNOSTICS		2	2	50%	4
ACCESS RECOVERY SOLUTIONS LLC			4	100%	4
CAREWELL 202			4	100%	4
BETH ISRAEL MEDICAL CENTER LABS		4			4
DASCENA LABORATORY			4	100%	4
AIREVAC INTERNATIONAL		4			4
CONSULATE HEATH CARE AT WEST ALTAMONTE			4	100%	4
Rutgers Health Rwj University Hospital - Laboratory		2	2	50%	4
LEE COMMUNITY HEALTHCARE INC NORTH FORT MYERS		4			4
MINUTECLINIC DIAGNOSTIC OF OHIO #2964		4			4
THE LITTLE CLINIC			4	100%	4
KENTUCKY CABINET FOR HEALTH AND FAMILY SERVICES			4	100%	4
POWERS PEDIATRICS			4	100%	4
CVS GA7064POCT STOCKBRIDGE		4			4
MEMORIAL HEALTH CARE SYSTEMS			4	100%	4
HARMONIOUS HOME HEALTH, LLC		4			4
MEDICAL CENTER ENTERPRISE			4	100%	4
CONSOLIDATED LABORATORY SERVICES			4	100%	4
THE OASIS ALF		4			4
OHSU MOLECULAR MICROBIOLOGY LAB		3	1	25%	4
ST. MARY'S HOSPITAL			4	100%	4
CVS TX7162POCT HOUSTON		4			4
SOUTHEASTERN REGIONAL MEDICAL CENTER			4	100%	4
MEDEXPRESS URGENT CARE - TULSA, S YALE AVE		4			4
CVS TX8387POCT AUSTIN		4			4
PEPIN ACADEMIES-PASCO		4			4
CVS HEALTH, #2043		4			4
GUIDANCE / CARE CENTER, INC		4			4
WESLEY CHAPEL INTERNAL MEDICINE AND PEDIATRICS			4	100%	4
CULLMAN REGIONAL URGENT CARE		3	1	25%	4
CVS PA233POCT NEWTOWN SQUARE		4			4
HENDRY/GLADES COUNTY HEALTH DEPARTMENT		3	1	25%	4
CRESTAR LABS		2	2	50%	4
CAREATC, INC.			4	100%	4
GENEVA GENERAL HOSPITAL LABORATORY		3	1	25%	4
Heartland of Boynton Beach			4	100%	4
JFK INTERNAL MEDICINE FACULTY PRACTICE		2	2	50%	4
LIFE CARE HOME HEALTH SERVICES LLC		1	3	75%	4
ARCPPOINT LABS OF FORT LAUDERDALE, FL CENTRAL		1	3	75%	4
DEPARTMENT OF HEALTH/ NEW YORK			4	100%	4
CAPTAIN JAMES A. LOVELL FEDERAL HEALTHCARE CENTER			4	100%	4
MINUTECLINIC, LLC #1431		3	1	25%	4
MINUTECLINIC DIAG OF IND LLC #1367		4			4
CENTERPLACE HEALTH, INC			4	100%	4
CORIZON HEALTH INC			4	100%	4
SOUTHLAND SUITES OF LAKELAND			4	100%	4

COVID-19: testing by laboratory

Data through Feb 25, 2021 verified as of Feb 26, 2021 at 09:25 AM

Data in this report are provisional and subject to change.

The numbers in the table below represent the number of Florida and non-Florida residents for whom test results were received by the Department of Health. A person can be tested by more than one laboratory and can have both positive and negative results. **Therefore, the sum of the numbers in each column will be larger than the total number of people tested.**

Reporting lab	Inconclusive	Negative	Positive	Percent positive	Total
FAMILY MEDICINE AT WINTER PARK			4	100%	4
VA Primary Care Clinic at Meharry		3	1	25%	4
LMH SKILLED NURSING UNIT		4			4
MEDEXPRESS URGENT CARE, FAIRMONT		4			4
TRUE HEALTH- HOFFNER		3	1	25%	4
MINUTECLINIC DIAG OF IND, LLC #8645		3			3
TARRANT COUNTY PUBLIC HEALTH		3			3
SANFORD MOBILE LAB			3	100%	3
BAPTIST HOSPITAL NURSING/PATIENT CARE			3	100%	3
MD ANDERSON CANCER CENTER DI BAY AREA			3	100%	3
Rosedale Green		3			3
COVANCE CLS			3	100%	3
ASPEN VALLEY HOSPITAL			3	100%	3
DOUGLASVILLE NURSING AND REHABILITATIO		3			3
MINUTECLINIC DIAG OF IND, LLC #6648		2	1	33%	3
SENTARA NORFOLK GENERAL HOSPITAL CENTRAL LAB			3	100%	3
SEMINOLE FAMILY HEALTH CENTER		3			3
AKRON GENERAL MEDICAL CENTER MAIN		3			3
MINUTECLINIC LLC #5176			3	100%	3
NYC PUBLIC HEALTH LABS			3	100%	3
SOUTH COUNTY MENTAL HEALTH CENTER INC			3	100%	3
MUNSON MEDICAL CENTER			3	100%	3
STEAMBOAT EMERGENCY CENTER			3	100%	3
DEPT OF VA MEDICAL CENTER - RICHMOND		2	1	33%	3
WINDSOR AT OCALA		2	1	33%	3
NEWSTAR MEDICAL LABORATORIES		3			3
NEW YORK STATE DEPARTMENT OF HEALTH		1	2	67%	3
CVS RI1717POCT 1 CVS DR			3	100%	3
Kroger 635 - The Little Clinic Dacula		3			3
CVS PA2582POCT SPRINGFIELD		3			3
FELICIDAD MEDICAL CENTER INC			3	100%	3
ATLANTIC SURGERY CENTER OF JACKSONVILLE BEACH		3			3
SMOKY MOUNTAIN URGENT CARE AND FAMILY MEDICINE CENTER			3	100%	3
CVS IN3975POCT JEFFERSONVILLE		2	1	33%	3
THE PATHOLOGY LABORATORY		1	2	67%	3
Walgreens #5984		3			3
MINUTE CLINIC DIAGNOSTIC OF VIRGINIA, LLC #7543		3			3
CVS GA2108POCT NORCROSS		1	2	67%	3
DAVENPORT PEDIATRICS CLERMONT PA		1	2	67%	3
SUPREME LABORATORY			3	100%	3
MID FLORIDA CLINICAL LABORATORY		2	1	33%	3
LEESBURG REGIONAL MEDICAL CENTER URGENT CARE			3	100%	3
NORTH BROWARD HOSPITAL DISTRICT HEALTHCARE FOR THE HOMELESS			3	100%	3
TIFTON CARECONNECT URGENT CARE			3	100%	3
SUPER HEALTH PHARMACY LLC		3			3
NORTHCREST MEDICAL CENTER		1	2	67%	3

COVID-19: testing by laboratory

Data through Feb 25, 2021 verified as of Feb 26, 2021 at 09:25 AM

Data in this report are provisional and subject to change.

The numbers in the table below represent the number of Florida and non-Florida residents for whom test results were received by the Department of Health. A person can be tested by more than one laboratory and can have both positive and negative results. **Therefore, the sum of the numbers in each column will be larger than the total number of people tested.**

Reporting lab	Inconclusive	Negative	Positive	Percent positive	Total
BROOKDALE OAKBRIDGE		1	2	67%	3
MEDICAL SERVICES OF AMERICA HOME HEALTH		3			3
ADVANCED MEDICAL RESEARCH CENTER LLC			3	100%	3
LIFE CARE CENTER OF SKAGIT VALLEY		3			3
QUALITY LABORATORY SERVICE		2	1	33%	3
UNITY HEALTH AND REHABILITATION CENTER			3	100%	3
BROOKDALE SENIOR LIVING			3	100%	3
TAMPA		1	2	67%	3
CVS MD4371POCT OCEAN CITY		3			3
UNIVERSITY OF KANSAS MEDICAL CENTER			3	100%	3
Westside Terrace		3			3
SHANDS AT LAKE SHORE LAB		1	2	67%	3
LRHS Florida Poly Tech		3			3
CVS NC7548POCT FUQUAY VARINA		2	1	33%	3
HCR ManorCare Greentree		3			3
CLINICAL CARE CENTER, INC			3	100%	3
CVS PA1379POCT LANSDALE		3			3
WELLMED AT APOLLO BEACH BLVD		1	2	67%	3
ADVENTHEALTH SEBRING- INFECTION CONTROL DEPARTMENT			3	100%	3
CENTRAL JERSEY URGENT CARE OF BROWN MI		3			3
CVS GA5637POCT VILLA RICA		3			3
FLORIDA MENTOR-POINT WEST CLUSTER		3			3
CVS MD1515POCT LEONARDTOWN		2	1	33%	3
NASSAU COUNTY HEALTH DEPARTMENT-FERNANDINA BEACH C		3			3
CARENOW-ATASCOCITA			3	100%	3
MINUTECLINIC DIAGNOSTIC OF VIRGINIA, LLC		3			3
URGENT CARE OF THE SMOKIES			3	100%	3
MC DIAGNOSTIC OF CONNECTICUT, PC #114		3			3
VIRGINIA DEPARTMENT OF HEALTH DIVISION OF			3	100%	3
MPG JACKSONVILLE ATLANTIC BLVD		1	2	67%	3
MEDEXPRESS URGENT CARE-SCOTT TOWNSHIP		3			3
BOLING, STEPHANIE		3			3
CVS TX10140POCT THE WOODLANDS		3			3
ONslow MEMORIAL HOSPITAL LABORATORY		3			3
MEDICAL UNIVERSITY SC HOSPITAL			3	100%	3
TERRACE OF ST CLOUD, THE		2	1	33%	3
FLORIDA MEDICAL CLINIC -INTERNAL MED DADE CITY			3	100%	3
LPG PRIMARY CARE AT MATTHEW DRIVE		3			3
SISD EMPLOYEE HEALTH CLINIC			3	100%	3
NONA PEDIATRIC CENTER			3	100%	3
MENORAH MANOR			3	100%	3
PARADISE VILLA ALF INCORPORATED		3			3
Bainbridge Health and Rehab		3			3
BAPTIST HOSPITAL EMPLOYEE HEALTH OFF			3	100%	3
BLACKWATER RIVER			3	100%	3
MED EXPRESS URGENT CARE PC - MARYLAND		2	1	33%	3

COVID-19: testing by laboratory

Data through Feb 25, 2021 verified as of Feb 26, 2021 at 09:25 AM

Data in this report are provisional and subject to change.

The numbers in the table below represent the number of Florida and non-Florida residents for whom test results were received by the Department of Health. A person can be tested by more than one laboratory and can have both positive and negative results. **Therefore, the sum of the numbers in each column will be larger than the total number of people tested.**

Reporting lab	Inconclusive	Negative	Positive	Percent positive	Total
CVS MA2297677CV BOSTON		3			3
MONROE URGENT CARE		2	1	33%	3
INSPIRA MEDICAL CENTER VINELAND LAB		2	1	33%	3
OHIO DEPARTMENT OF HEALTH LABORATORY		2	1	33%	3
CLEARWATER		2	1	33%	3
MERCY HOSPITAL			3	100%	3
AMI ST FRANCIS HOSPITAL LABORATORY		2	1	33%	3
SARASOTA PERSONAL MEDICINE		2	1	33%	3
Gulfport Rehabilitation Center			3	100%	3
PREMIER FAMILY AND SPORTS MEDICINE		2	1	33%	3
MINNEOLA PLACE A HOMEBRIDGE COMMUNITY		3			3
CROSSVILLE MEDICAL GROUP		1	2	67%	3
AZALEALAND NURSING HOME		3			3
CVS IN6757POCT COLUMBUS		3			3
ADRIANA M CASTRO MD PA		3			3
HELIX LW UC		1	2	67%	3
VA OUTPATIENT CLINIC-NEW PORT RICHEY			3	100%	3
PEDIATRICS AND ADOLESCENT MEDICINE		2	1	33%	3
NOVANT HEALTH PRESBYTERIAN		2	1	33%	3
MINUTECLINIC DIAGNOSTIC OF WISCONSIN,		3			3
CLINICAL CARE ASSOCIATES			3	100%	3
BIOREFERENCE LABORATORIES			3	100%	3
ORCHID COVE DAYTONA			3	100%	3
FAMILY TREE MEDICAL GROUP PA		2	1	33%	3
MEDEXPRESS - WILMINGTON CONCORD PIKE		2	1	33%	3
MEDEXPRESS URGENT CARE-HERSHEY		2	1	33%	3
SPARROW CENTRAL LAB			3	100%	3
YORK HOSPITAL - LABORATORY			3	100%	3
TMH PHYSICIAN PARTNERS BLOUNTSTOWN			3	100%	3
CTRS			3	100%	3
STRINGFELLOW MEMORIAL HOSPITAL		3			3
SUN TERRACE HEALTH CARE CENTER			3	100%	3
Englewood Health and Rehab			3	100%	3
LPG PEDIATRICS AT LEHIGH ACRES		2	1	33%	3
PARKWAY DRUGS OF ONEIDA COUNTY NORTH I		2	1	33%	3
ERIE COUNTY PUBLIC HEALTH CLINICAL		3			3
DELAWARE PUBLIC HEALTH LABORATORY		1	2	67%	3
MINUTECLINIC DIAG OF IND LLC #6840		3			3
MEDEXPRESS URGENT CARE - LITTLE ROCK		2	1	33%	3
PREMIER CLINICAL RESEARCH INSTITUTE INC			3	100%	3
UHEALTH JACKSON URGENT CARE - CUTLER BAY		1	2	67%	3
LEESBURG COMMUNITY HEALTH CENTERS			3	100%	3
CCRX OF NORTH CAROLINA, LLC		2	1	33%	3
BLUE SPRINGS SURGERY CENTER		3			3
GYN PATH SERVICES			3	100%	3
CARENOW-LEBANON		1	2	67%	3

COVID-19: testing by laboratory

Data through Feb 25, 2021 verified as of Feb 26, 2021 at 09:25 AM

Data in this report are provisional and subject to change.

The numbers in the table below represent the number of Florida and non-Florida residents for whom test results were received by the Department of Health. A person can be tested by more than one laboratory and can have both positive and negative results. **Therefore, the sum of the numbers in each column will be larger than the total number of people tested.**

Reporting lab	Inconclusive	Negative	Positive	Percent positive	Total
LUVERNE HEALTH AND REHABILITATION		3			3
PARRISH MEDICAL CENTER-WAIVED TESTING		3			3
CVS OH6123POCT CINCINNATI		2	1	33%	3
TIEHH BIOTERRORISM RESPONSE LAB			3	100%	3
LIVINGSTON COUNTY DEPT OF HEALTH REPRO			3	100%	3
Hunterdon Medical Center Laboratory		3			3
NORTH SHORE HOSP. INFECTION CONTROL			3	100%	3
CARDIOTHORACIC SURGERY OF HYDE PARK			3	100%	3
CAREHERE LLC			3	100%	3
MEDEXPRESS URGENT CARE - WALDORF, CRAIN HWY		3			3
ENCOMPASS HEALTH REHABILITATION OF ALTAMONTE			3	100%	3
MONTANA PUBLIC HEALTH LAB			3	100%	3
TRUE HEALTH - LAKE UNDERHILL		3			3
MEDIC INFUSION PA		3			3
MARYLAND STATE DEPT OF HEALTH	2		1	33%	3
OPTUM PRIMARY CARE - SILVER LAKES			3	100%	3
FLORIDA DEPARTMENT OF HEALTH IN MIAMI DADE COUNTY		2	1	33%	3
CROWNE HEALTH CARE OF FORT PAYNE		2	1	33%	3
SCHIFF CENTER FOR LIVER DISEASES		1	2	67%	3
LAHEY CLINIC MEDICAL CENTER			3	100%	3
Wynfield Park Health and Rehabilitation		3			3
ACL LABORATORIES INDUSTRIAL TOXICOLOGY			3	100%	3
ELITE PRIMARY CARE OF WAYCROSS			3	100%	3
RICHMOND CITY DEPARTMENT OF PUBLIC HEALTH			3	100%	3
ADVENT HEALTH - CENTRAL PASCO ER			3	100%	3
ESTERO FIRE RESCUE		3			3
BEEBE MEDICAL CENTER LABORATORY		3			3
MEDEXPRESS URGENT CARE - WHEELING		2	1	33%	3
ST LUCIE COUNTY HEALTH DEPARTMENT		2	1	33%	3
STUYVESANT URGENT CARE		3			3
CUMBERLAND MEDICAL CENTER INC		3			3
MEDEXPRESS URGENT CARE - HOLLINS		3			3
KETAMINE HEALTH CENTERS AT BONITA SPRINGS, LLC		3			3
BAPTIST PRIMARY CARE, INC.		2	1	33%	3
CVS TN4624POCT KNOXVILLE		2	1	33%	3
MED FUSION			3	100%	3
MINUTECLINIC, LLC #1452		3			3
RML PHARMACY PC		3			3
THOMAS LANGLEY			3	100%	3
MEADOWS AT CYPRESS GARDENS, THE		3			3
NORTH NAPLES HOSPITAL RESPIRATORY THERAPY DEPARTMENT			3	100%	3
Lakeview Village		3			3
DACH MAIN LAB			3	100%	3
MARION COUNTY FIRE RESCUE		3			3
IMMERSION RESIDENTIAL LLC			3	100%	3
Gracemore Nursing and Rehab		3			3

COVID-19: testing by laboratory

Data through Feb 25, 2021 verified as of Feb 26, 2021 at 09:25 AM

Data in this report are provisional and subject to change.

The numbers in the table below represent the number of Florida and non-Florida residents for whom test results were received by the Department of Health. A person can be tested by more than one laboratory and can have both positive and negative results. **Therefore, the sum of the numbers in each column will be larger than the total number of people tested.**

Reporting lab	Inconclusive	Negative	Positive	Percent positive	Total
DEPARTMENT OF HEALTH AND HUMAN SERVICES DIVISION OF BEHAVIORAL HEALTH		1	2	67%	3
CVS TN7289POCT SIGNAL MOUNTAIN		3			3
SSM HEALTH ST LOUIS MICROBIOLOGY LABORATORY		1	2	67%	3
HEALTHQUEST, INC		2	1	33%	3
MOULTRIE CREEK NURSING AND REHAB			3	100%	3
SPRING LAKE REHABILITATION CENTER			3	100%	3
SIGNATURE CARE PFLUGERVILLE			3	100%	3
ORLANDO REGIONAL HEALTH SERVICES		1	2	67%	3
OPENTRONS PRL		2	1	33%	3
FLORIDA HOSPITAL LABORATORIES		3			3
FHPG TAMPA PRIMARY CARE			3	100%	3
CVS MN6811POCT PLYMOUTH		3			3
CAPTIAL REGIONAL MEDICAL CENTER			3	100%	3
ORLANDO FAMILY PHYSICIANS INC			3	100%	3
AUSTIN PUBLIC HEALTH			3	100%	3
WALGREENS #10972	1	2			3
CVS IL4778POCT EVANSTON		3			3
MINUTECLINIC DIAGNOSTIC OF MICHIGAN, P		3			3
GAINESVILLE PEDIATRIC ASSOCIATES			3	100%	3
HOUSTON METHODIST HOSPITAL			3	100%	3
CVS IN7653POCT EVANSVILLE		2	1	33%	3
JUPITER INTERNAL MEDICINE AND ASSOCIATES			3	100%	3
Magnolia Health and Rehab Center			3	100%	3
JOSEPH SCHENKER MD PC		3			3
HEPATOLOGY DIAGNOSTIC LAB			3	100%	3
FHPG_EXP CARE PALM HARBOR			3	100%	3
CANOPY PEDIATRICS		3			3
LITTLE SPURS PEDIATRIC URGENT CARE		1	2	67%	3
CVS IN6605POCT INDIANAPOLIS		2	1	33%	3
HIALEAH SHORES NURSING AND		2	1	33%	3
LOCH HAVEN PEDIATRICS			3	100%	3
Village on the Green			3	100%	3
CAMPAZZI CONCIERGE MEDICAL SERVICES		2	1	33%	3
THE CLINIC OF PEDIATRICS & GI MEDICINE, INC			3	100%	3
URGENT DOC - URGENT CARE CLINIC			3	100%	3
ALABAMA DEPT PUBLIC HEALTH			3	100%	3
ANN STORCK CENTER INC		3			3
Robert Wood Johnson University Hospital		2	1	33%	3
SKIPPACK MEDICAL LAB			3	100%	3
BAPTIST OUTPATIENT SERVICES			3	100%	3
MURFREESBORO MEDICAL CLINIC		3			3
2412 LEBANON PIKE		2	1	33%	3
MINUTECLINIC, LLC #09202		2	1	33%	3
JS HEALTHCARE		2	1	33%	3
MEDEXPRESS URGENT CARE NORWIN		3			3
LOYOLA UNIVERSITY MEDICAL CENTER LABORATORY			3	100%	3

COVID-19: testing by laboratory

Data through Feb 25, 2021 verified as of Feb 26, 2021 at 09:25 AM

Data in this report are provisional and subject to change.

The numbers in the table below represent the number of Florida and non-Florida residents for whom test results were received by the Department of Health. A person can be tested by more than one laboratory and can have both positive and negative results. **Therefore, the sum of the numbers in each column will be larger than the total number of people tested.**

Reporting lab	Inconclusive	Negative	Positive	Percent positive	Total
QUATRACOR PLLC		3			3
FLORIDA HOSPITAL PHYSICIANS GROUP		1	2	67%	3
CVS OH3393POCT AURORA		2	1	33%	3
SUMMIT MEDICAL GROUP – WEST ORANGE		3			3
SAVANNAH COVE		3			3
LPG PRIMARY CARE AT PINE ISLAND		3			3
NORTH DAKOTA DEPT OF HEALTH MICROBIOLOGY		1	2	67%	3
EXETER HOSPITAL		3			3
ESCO DRUG CO INC		3			3
OPTUM OF RED ROAD		3			3
NEMOURS CHILDRENS PRIMARY CARE MAITLAND			3	100%	3
ADVANCED PEDIATRICS			3	100%	3
MOBIL LAB FOR ALL INC		3			3
SUNSHINE STATE DIALYSIS			3	100%	3
PRISMA HEALTH MIDLANDS			3	100%	3
MINUTECLINIC DIAGNOSTIC OF OHIO #6147		2	1	33%	3
WALGREENS NO 19542		3			3
24TH WEAPONS OF MASS DESTRUCTION - CIVIL SUPPORT		3			3
CGH MEDICAL CENTER			3	100%	3
NORTH CAROLINA DEPT OF HEALTH & HUMAN SRVCS STATE LAB OF PUBLIC HEALTH			3	100%	3
CVS MINUTE CLINIC DIAGNOSTIC MED GRP		3			3
MINUTE CLINIC LLC #0169		3			3
SURETOX LABORATORY LLC		2	1	33%	3
Kroger 186 - The Little Clinic Holiday Manor		2	1	33%	3
ST. PETERSBURG PEDIATRICS- 38TH AVENUE			3	100%	3
COASTAL LABORATORIES OF FLORIDA			3	100%	3
NORTHWEST FLORIDA CLINICAL LAB		1	2	67%	3
BAYSIDE URGENT CARE CENTER INC			3	100%	3
BNC Medical Investors, LLC Berrien Nursing & Rehabilitation Center		3			3
MEDEXPRESS URGENT CARE-CHIPPEWA		2	1	33%	3
Marian Manor, Inc		3			3
MARTHA A PRICE MD PA		1	2	67%	3
CVS NJ715POCT WAYNE		3			3
BNR PHARMACY INC		3			3
FLORIDA GASTROENTEROLOGY ASSOCIATES PA		3			3
ALOHA HOME CARE LLC DBA ACCENTCARE HOME HEALTH OF		3			3
MEDFUSION		2	1	33%	3
COVENANT PEDIATRICS		1	2	67%	3
DOCTORS HOSPITAL RENAISSANCE			3	100%	3
LEE CONVENIENT CARE AT SUMMERLIN			3	100%	3
GREENTREE MEDICAL CENTER			3	100%	3
CENTRAL JERSEY URGENT CARE		3			3
CVS TN7144POCT BARTLETT		3			3
PINELLAS PARK HEALTH CENTER - PINELLAS CHD		1	2	67%	3
CVS SC5550POCT CLOVER		2	1	33%	3
WEST TN HEALTH MED NORTH		3			3

COVID-19: testing by laboratory

Data through Feb 25, 2021 verified as of Feb 26, 2021 at 09:25 AM

Data in this report are provisional and subject to change.

The numbers in the table below represent the number of Florida and non-Florida residents for whom test results were received by the Department of Health. A person can be tested by more than one laboratory and can have both positive and negative results. **Therefore, the sum of the numbers in each column will be larger than the total number of people tested.**

Reporting lab	Inconclusive	Negative	Positive	Percent positive	Total
MEDEXPRESS URGENT CARE - WAXAHACHIE, N HIGHWAY 77		1	2	67%	3
PUBLIC HEALTH TRUST OF MIAMI DADE COUNTY			3	100%	3
BRIGHAM AND WOMEN'S HOSPITAL			3	100%	3
WALGREENS #07502		3			3
ROANE MEDICAL CENTER		2	1	33%	3
HARBORCHASE OF GAINESVILLE			3	100%	3
Bethany Health and Rehab		3			3
VELOCITY CARE			3	100%	3
Kroger 125 - The Little Clinic Castle Rock		2	1	33%	3
KINGS BAY PEDIATRICS LLC			3	100%	3
CENTRAL DUPAGE HOSPITAL			3	100%	3
Kroger 093 - The Little Clinic Stapleton		2	1	33%	3
MINUTECLINIC DIAGNOSTIC OF KANSAS PA		3			3
MAYO		1	2	67%	3
CELEBRATION PRIMARY CARE ASSOCIATES LLC		3			3
BRANDON REGIONAL EMERGENCY CTR			3	100%	3
APEX CLINICAL LABORATORIES INC		3			3
RAPID CITY RUGENT CARE			3	100%	3
ADVICE FOR OPTIMAL WELLNESS, INC			3	100%	3
MEDEXPRESS URGENT CARE, CHAMBERSBURG		2	1	33%	3
MEDICAL CENTER OF THE ROCKIES			3	100%	3
PROHEALTH PRIMARY CARE - GLEN OAKS		3			3
Life Care Center of Citrus County		2	1	33%	3
COMMUNICABLE DISEASE CONTROL/PUBLIC HEALTH EMERGENCY PREPAREDNESS			3	100%	3
CLINICA HISPANIA			3	100%	3
KISSIMMEE URGENT CARE		3			3
CLARA MAASS TRANSITIONAL CARE UNIT		3			3
NATURE COAST PRIMARY CARE LAB LLC			3	100%	3
MEDEXPRESS URGENT CARE MARTINSBURG		2	1	33%	3
MEDEXPRESS URGENT CARE - WILKES BARRE		2	1	33%	3
PROMPT CARE OF CENTRAL FLORIDA LLC			3	100%	3
CVS NC7213POCT MATTHEWS		3			3
HEALGEN SCIENTIFIC			3	100%	3
ADVANCED URGENT CARE CENTER OF THE UPPER KEYS		1	2	67%	3
MEDEXPRESS URGENT CARE GREENSBURG		2	1	33%	3
GADSDEN COUNTY HEALTH DEPARTMENT			3	100%	3
FLORIDA LABORATORY ANALYSIS, LLC			3	100%	3
NC STATE LABORATORY OF PUBLIC HEALTH		3			3
BROOME COUNTY HEALTH DEPARTMENT		2	1	33%	3
MEDEXPRESS URGENT CARE - RICHMOND, W BROAD ST		3			3
MONTEFIORE MEDICAL CENTER LABS MONTEFIORE		2	1	33%	3
ABC PEDIATRICS OF PORT ST LUCIE		3			3
MINUTECLINIC, LLC #05814		3			3
NORTHERN LIGHT LABORATORY		1	2	67%	3
VIRTUA MEMORIAL HOSPITAL BURLINGTON COUNTY		1	2	67%	3
ALLIED PHYSICIANS GROUP PLLC		3			3

COVID-19: testing by laboratory

Data through Feb 25, 2021 verified as of Feb 26, 2021 at 09:25 AM

Data in this report are provisional and subject to change.

The numbers in the table below represent the number of Florida and non-Florida residents for whom test results were received by the Department of Health. A person can be tested by more than one laboratory and can have both positive and negative results. **Therefore, the sum of the numbers in each column will be larger than the total number of people tested.**

Reporting lab	Inconclusive	Negative	Positive	Percent positive	Total
COMMUNITY MEDICAL CENTER			3	100%	3
GENDERXPRESS/PICTURE ME PERFECT IMAGING			3	100%	3
MINUTECLINIC DIAGNOSTIC MED GRP OF SAN		3			3
MEDEXPRESS URGENT CARE - NORTH LITTLE		2	1	33%	3
PATHOLOGY REFERENCE LAB LLC			3	100%	3
NEBRASKA DEPARTMENT OF HEALTH AND HUMAN SERVICES			3	100%	3
SOUTH MIAMI HOSPITAL			3	100%	3
Greystone Health Care Center		3			3
EAST TENNESSEE CHILDREN'S HOSPITAL		2	1	33%	3
Kroger 959 - The Little Clinic Carmel		3			3
CVS MINUTE CLINIC DIAGNOSTIC MED GRP OF CAL		3			3
CARE NOW, INC		1	2	67%	3
CORTLAND COUNTY HEALTH DEPARTMENT		3			3
Broadview Multi-Care Center		3			3
UNIVERSITY OF MICHIGAN		2	1	33%	3
PLAINVIEW PRIMARY CARE		3			3
CVS GA3766POCT DACULA		1	2	67%	3
EMORY BENNETT VETERANS NURSING HOME		3			3
WELLMED AT FORT PIERCE		1	2	67%	3
ALLIANCE FOR MULTISPECIALTY RESEARCH		3			3
Cleveland Clinic Weston			3	100%	3
MEDEXPRESS-HOUSTON EAST FWY		1	2	67%	3
Kroger 768 - The Little Clinic Leestown Rd		2	1	33%	3
WAL-MART STORES EAST LP		2	1	33%	3
JOHNNIE RUTH CLARKE LAB			3	100%	3
Kroger 627 - The Little Clinic Castleberry		2	1	33%	3
MEDEXPRESS URGENT CARE-CLOQUET		3			3
WINKLER COURT		2	1	33%	3
Kennedy University Hospital -Wash Twp L		3			3
MINUTECLINIC DIAGNOSTIC MED GRP OF ORA		2	1	33%	3
GARCIA MORALES NELSON			3	100%	3
LEVY COUNTY DEPT. OF PUBLIC SAFETY		1	2	67%	3
Kroger 448 - The Little Clinic Mason		3			3
GROVES CENTER			3	100%	3
INTERNAL MEDICINE AND WOUND CARE SPECIALIST LLC		3			3
ST LUKES HOSPITAL LABORATORY		2	1	33%	3
FRESENIUS MEDICAL CARE			3	100%	3
LAKE MARY PEDIATRICS			3	100%	3
QUEST DIAGNOSTICS CLINICAL LABORATORIES INC		2	1	33%	3
NASSAU COUNTY HEALTH DEPARTMENT		3			3
MINUTECLINIC DIAG OF IND, LLC #6910		3			3
DEPARTMENT OF HEALTH AND ENVIRONMENTAL CONTROL			3	100%	3
Fort Gaines Health and Rehab		3			3
Kroger 388 - The Little Clinic Braelinn Village		3			3
HILLVIEW LABORATORY			3	100%	3
SOUTHEAST GEORGIA HEALTH SYSTEM, INC D		3			3

COVID-19: testing by laboratory

Data through Feb 25, 2021 verified as of Feb 26, 2021 at 09:25 AM

Data in this report are provisional and subject to change.

The numbers in the table below represent the number of Florida and non-Florida residents for whom test results were received by the Department of Health. A person can be tested by more than one laboratory and can have both positive and negative results. **Therefore, the sum of the numbers in each column will be larger than the total number of people tested.**

Reporting lab	Inconclusive	Negative	Positive	Percent positive	Total
HOPE HEALTH CARE, LLC		3			3
CVS NJ2815POCT E BRUNSWICK		3			3
YATES COUNTY PUBLIC HEALTH		3			3
ADVENT HEALTH MEDICAL GROUP FAMILY MEDICINE			3	100%	3
SUNDALE NURSING HOME		3			3
FULGENT GENETICS HOUSTON		3			3
NDX-CORE LAB			3	100%	3
CORTLAND REGIONAL MEDICAL CENTER		3			3
BRADENTON PHYSICIAN MEDICAL CENTER			3	100%	3
GILCHRIST COUNTY HEALTH DEPT			3	100%	3
CVS PHARMACY INC DBA CVS/PHARMACY #10908		3			3
CITY OF TALLAHASSEE		3			3
FLAGLER FAMILY MEDICINE PA			3	100%	3
HARBOUR'S EDGE		2	1	33%	3
CVS GA2841POCT LAWRENCEVILLE		3			3
CVS IN5696POCT FORT WAYNE		3			3
CALLE OCHO DIALYSIS			3	100%	3
VICAR'S LANDING NURSING HOME		2	1	33%	3
HELIX MEDICAL CENTERS		1	2	67%	3
ACCESS HEALTH CARE		2	1	33%	3
PRINCIPLE LABORATORY		2	1	33%	3
HOMELAND CENTER		3			3
BETTERMED URGENT CARE			3	100%	3
MINUTECLINIC DIAG OF IND, LLC #6483		1	2	67%	3
CABELL HUNTINGTON HOSPITAL CLINICAL LAB			3	100%	3
VILLAGES HEALTH, THE		3			3
COOPER UNIVERSITY HOSPITAL LABORATORY		2	1	33%	3
PROGRESS PHARMACY INC			3	100%	3
CVS SC1540POCT MYRTLE BEACH		2	1	33%	3
LINCOLN MEDICAL CENTER		3			3
MEDICAL CITY DALLAS HOSPITAL			3	100%	3
SCRIPPS CLINIC MEDICAL			3	100%	3
MT CARMEL PHARMACY INC		3			3
MINUTE CLINIC LLC #6765		3			3
TAYLOR MANOR		1	2	67%	3
MINUTE CLINIC DIAGNOSTIC OF VIRGINIA, LLC #1905		3			3
PM PEDIATRICS		3			3
VIRGINIA DIVISION OF CONSOLIDATED LABORATORIES			3	100%	3
COASTAL SKIN SURGERY AND DERMATOLOGY PL		3			3
MICHIGAN HEALTH CLINIC LABORATORIES		2	1	33%	3
CVS TX1104POCT ALLEN		3			3
BRENTWOOD SENIOR LIVING AT ST PETE			3	100%	3
MINUTECLINIC 7196		2	1	33%	3
CLINICAL CARE ASSOCIATES, INC			3	100%	3
MEDFIRST URGENT CARE			3	100%	3
NEMOURS CHILDRENS PRIMARY CARE HORIZON WEST			3	100%	3

COVID-19: testing by laboratory

Data through Feb 25, 2021 verified as of Feb 26, 2021 at 09:25 AM

Data in this report are provisional and subject to change.

The numbers in the table below represent the number of Florida and non-Florida residents for whom test results were received by the Department of Health. A person can be tested by more than one laboratory and can have both positive and negative results. **Therefore, the sum of the numbers in each column will be larger than the total number of people tested.**

Reporting lab	Inconclusive	Negative	Positive	Percent positive	Total
LEXINGTON MEDICAL CENTER		1	2	67%	3
Kroger 099 - The Little Clinic Fort Collins		3			3
LAURELLWOOD NURSING CENTER		1	2	67%	3
TUFTS MEDICAL CENTER			3	100%	3
PROPATH			3	100%	3
GREATER MOBILE URGENT CARE - SPRINGHILL			3	100%	3
MEDEXPRESS URGENT CARE - WEST ST PAUL, ROBERT ST S		3			3
OHIO HEALTH DOCTORS HOSPITAL			3	100%	3
BAYCARE MEDICAL GROUP, INC		3			3
WHITE EARTH IHS MAIN LAB		3			3
MINUTECLINIC MINUTECLINIC #3665		3			3
MEDEXPRESS URGENT CARE-ARLINGTON		2	1	33%	3
CVS NV2928POCT LAS VEGAS		3			3
IOWA DEPARTMENT OF PUBLIC HEALTH			3	100%	3
Kroger 758 - The Little Clinic Providence		3			3
COVID PROCESSING SITE			3	100%	3
SOFTLAB			3	100%	3
CVS IL8747POCT CHICAGO		3			3
BAPTIST PRIMARY CARE FERNANDINA BEACH			3	100%	3
COL CROSSROAD		1	2	67%	3
Medilodge of Montrose		3			3
HARBORCHASE OF STUART			3	100%	3
CVS MA1852POCT MEDWAY		3			3
ADVANCED HEART CARE OF SOUTH FLORIDA		3			3
CENTURY LINK SPORTS COMPLEX			3	100%	3
SOFTCELL L-FORM LABORATORIES, LLC			3	100%	3
PEDIATRICS BY THE SEA JOG RD OFFICE			3	100%	3
BROOKDALE LAKE MARY			3	100%	3
FIRST CARE - MIDDLESBORO			3	100%	3
WINDER NURSING INC DBA WINDER HEALTH CARE		3			3
IVY CREEK URGENT CARE OF ENTERPRISE			3	100%	3
US SPECIALTY LABS			3	100%	3
OWL NOW URGENT CARE			3	100%	3
HALIFAX HEALTH CARE FOR WOMEN		3			3
PATIENT FIRST - ALLENTOWN			3	100%	3
MEDEXPRESS URGENT CARE, BELLE VERNON		3			3
GRADY MEMORIAL HOSPITAL/MICRO			3	100%	3
VA PRIMARY CARE ANNEX			3	100%	3
MEDEXPRESS URGENT CARE, HERMITAGE		1	2	67%	3
CVS NC2771POCT CLAYTON		2	1	33%	3
WYOMING DEPT OF HEALTH			3	100%	3
MANORCARE NURSING & REHABILITATION CENTER-NAPLES		3			3
BARONESS ERLANGER HOSPITAL		3			3
THE OASIS BEACHSIDE		3			3
AVANTE INVERNESS		1	2	67%	3
CARESPOT-WELLINGTON			3	100%	3

COVID-19: testing by laboratory

Data through Feb 25, 2021 verified as of Feb 26, 2021 at 09:25 AM

Data in this report are provisional and subject to change.

The numbers in the table below represent the number of Florida and non-Florida residents for whom test results were received by the Department of Health. A person can be tested by more than one laboratory and can have both positive and negative results. **Therefore, the sum of the numbers in each column will be larger than the total number of people tested.**

Reporting lab	Inconclusive	Negative	Positive	Percent positive	Total
SOUTH LAKE FAMILY HEALTH CENTER			3	100%	3
ST. LUKE'S HOSPITAL - BETHLEHEM CAMPUS		1	2	67%	3
CVS PA5890POCT MONROEVILLE		2	1	33%	3
HAVEN CUSTEAD CARE CENTER			3	100%	3
HEARTLAND - CHARLESTON OF HANAHAN SC,		3			3
Kroger 752 - The Little Clinic Central Station		2	1	33%	3
ALLIANCE LABS @LRMC			3	100%	3
MEDEXPRESS URGENT CARE-PASADENA		3			3
GONZALEZ MD AND ASWAD MD HEALTH SERVICES			3	100%	3
BLACK STALLION WALK IN AND EXERCISE CLINICS LLC		1	2	67%	3
SCIENTIFIC LABORATORY DIVISION			3	100%	3
EASTLAKE MEDICAL CENTER		2			2
NORTON IMMEDIATE CARE CENTER - PRESTON			2	100%	2
CENTRAL FLORIDA FAMILY HEALTH CENTER		2			2
Jackson Health Care Facility			2	100%	2
CREATIVE HEALTH CENTER			2	100%	2
Tidelands Health Rehabilitation Hospital			2	100%	2
EXPRESS CARE WALK-IN CLINIC			2	100%	2
SOUTH DAKOTA DEPARTMENT OF HEALTH		2			2
PEACE RIVER MEDICAL CENTER		2			2
ACCESS LABORATORIES LLC			2	100%	2
CVS MD1881POCT DUNKIRK		2			2
NORTHWELL HEALTH			2	100%	2
TMH EC NORTHEAST LABORATORY			2	100%	2
Kroger 745 - The Little Clinic Somerset		2			2
ORLANDO LUTHERAN TOWERS		1	1	50%	2
ANDERSON COUNTY HOSPITAL			2	100%	2
MEDEXPRESS URGENT CARE-SELINGSGROVE		2			2
BEAUFORT MEMORIAL			2	100%	2
INTERNAL MEDICINE & PEDIATRICS WELLNESS CENTER			2	100%	2
NEW YORK CITY CENTRAL COVID			2	100%	2
SARASOTA IMMEDIATE CARE			2	100%	2
CVS MO10151POCT SPRINGFIELD		1	1	50%	2
CVS AZ10150POCT PHOENIX		2			2
MINUTECLINIC MINUTECLINIC #4978		1	1	50%	2
Garden Isle Healthcare and Rehabilitation Center		2			2
WALGREENS #13605		2			2
WE CARE HOME HEALTH SOLUTIONS LLC			2	100%	2
NYU LANGONE HUNTINGTON MEDICAL GROUP		2			2
VENETIAN GARDENS		2			2
MID-FLORIDA HEMATOLOGY AND ONCOLOGY CENTERS		2			2
CVS NJ862POCT MARLBORO		2			2
SAFE PMC		2			2
THE FOUNTAIN AT BOCA CIEGA BAY		2			2
MIDWAY SPECIALTY CARE RX LLC			2	100%	2
Kroger 101 - The Little Clinic Hill Top		2			2

COVID-19: testing by laboratory

Data through Feb 25, 2021 verified as of Feb 26, 2021 at 09:25 AM

Data in this report are provisional and subject to change.

The numbers in the table below represent the number of Florida and non-Florida residents for whom test results were received by the Department of Health. A person can be tested by more than one laboratory and can have both positive and negative results. **Therefore, the sum of the numbers in each column will be larger than the total number of people tested.**

Reporting lab	Inconclusive	Negative	Positive	Percent positive	Total
MANATEE MEMORIAL HOSPITAL CLINICAL LABORATORY			2	100%	2
Kroger 328 - The Little Clinic Henderson Road		2			2
COMMUNITY HEALTH CENTERS OF PINELLAS, INC			2	100%	2
CVS PA1193POCT JENKINTOWN		2			2
APPLECARE VALDOSTA			2	100%	2
LEGACY ER & URGENT CARE - FRISCO WEST			2	100%	2
MINUTECLINIC, LLC #4507		2			2
GENETIC ASSAYS INC			2	100%	2
CVS IL3163POCT OAK PARK		2			2
DOWN HOME MEDICAL			2	100%	2
PruittHealth Lakehaven		2			2
MARLBORO URGENT CARE		2			2
FASTCARE LLC			2	100%	2
ASANTE ROGUE REGIONAL MEDICAL CENTER L		2			2
ACN PHYSICIANS GROUP CORP			2	100%	2
HIRAM COLLEGE HEALTH CENTER (ABBOTT)		2			2
MARCO ISLAND MEDICAL CENTER			2	100%	2
Kroger 686 - The Little Clinic Farragut		2			2
Walgreens #9278		2			2
GOLDSTEIN			2	100%	2
NEMOURS CHILDREN'S URGENT CARE LAKE NONA			2	100%	2
CITRUS DERMATOLOGY			2	100%	2
SOMA MEDICAL CENTER PA #3 GREENACRES			2	100%	2
MOBILE HEALTH LABS LLC			2	100%	2
MINUTECLINIC DIAG OF IND, LLC #5369		1	1	50%	2
CVS AZ9290POCT PHOENIX		2			2
MEDEXPRESS URGENT CARE - EAST BRUNSWICK		2			2
MASSACHUSETTS DEPARTMENT OF HEALTH			2	100%	2
MOUNT SINAI AVENTURA DIAGNOSTIC CENTER			2	100%	2
LEHIGH MEDICAL AND RESEARCH CENTER, INC			2	100%	2
SHERIDAN AT HOBE SOUND, THE			2	100%	2
PEDIATRICS IN NORTH FLORIDA PA			2	100%	2
CHRISTUS SPOHN HOSPITAL			2	100%	2
VIRGINIA DEPT OF HEALTH OFFICE OF EPIDEMIOLOGY			2	100%	2
CALIFORNIA DIVISION OF COMMUNICABLE DISEASE CONTROL			2	100%	2
H/L of West Ashley Rehabilitation and Nursing Center		2			2
ORMOND BEACH URGENT CARE			2	100%	2
DR. G'S URGENT CARE			2	100%	2
NORTH COUNTRY FAMILY HEALTH CENTER INC		2			2
Kroger 096 - The Little Clinic Orchard and Holly		2			2
VITAL CARE CLINIC, LLC			2	100%	2
PRECISION DIAGNOSTIC INC		2			2
STEWART ST ELIZABETH MEDICAL CENTER			2	100%	2
MINUTECLINIC DIAGNOSTIC PA #3344		2			2
LONGWOOD FAMILY MEDICINE			2	100%	2
VELOCITY URGENT CARE			2	100%	2

COVID-19: testing by laboratory

Data through Feb 25, 2021 verified as of Feb 26, 2021 at 09:25 AM

Data in this report are provisional and subject to change.

The numbers in the table below represent the number of Florida and non-Florida residents for whom test results were received by the Department of Health. A person can be tested by more than one laboratory and can have both positive and negative results. **Therefore, the sum of the numbers in each column will be larger than the total number of people tested.**

Reporting lab	Inconclusive	Negative	Positive	Percent positive	Total
INTERMOUNTAIN MEDICAL CENTER			2	100%	2
HEALTH AND WELLNESS URGENT CARE LLC			2	100%	2
TEXAS HEALTH CARE			2	100%	2
NLC LABS			2	100%	2
VOLUNTEERS OF AMERICA OF FLORIDA			2	100%	2
Buena Vista Care Center		2			2
HAWAII DEPARTMENT OF HEALTH			2	100%	2
MINUTECLINIC DIAG OF IND, LLC #6908		2			2
BIOHEALTH MEDICAL LAB INC			2	100%	2
OSF SAINT FRANCIS MEDICAL CENTER			2	100%	2
DOCTOR 4 U CLINIC			2	100%	2
AMEDISYS HOME HEALTH OF GREENVILLE			2	100%	2
WISE HEALTH SYSTEM		1	1	50%	2
Kroger 739 - The Little Clinic La Grange Road		2			2
UVA HEALTH SYSTEM MEDICAL LABORATORIES			2	100%	2
MINUTECLINIC DIAG OF IND LLC #1138		1	1	50%	2
NEWTON MEMORIAL HOSPITAL		2			2
CVS NH6596POCT HAMPTON		2			2
DURAND SENIOR CARE & REHAB CENTER		2			2
NATIONWIDE LABORATORY SERVICES		1	1	50%	2
CRUC CMCH-COVID-19		2			2
YOUTH AND YOU, INC		2			2
NORTH MCALLEN PEDIATRIC CENTER			2	100%	2
UNITED MEMORIAL MEDICAL CENTER			2	100%	2
CITY OF WEST PALM BEACH EMPLOYEE & FAMILY HEALTH		2			2
BAYLOR SCOTT & WHITE COMPREHENSIVE WOUND			2	100%	2
Kroger 571 - The Little Clinic Hendersonville		1	1	50%	2
FLORIDA PRIMARY CARE CENTER PA		2			2
SPRINGHILL SENIOR RESIDENCE		2			2
SIGNAL DIAGNOSTICS DBA FLOWHEALTH LABS			2	100%	2
ROPER HOSPITAL			2	100%	2
NEIGHBORCARE PHARMACY SERVICES		2			2
SUNNYSIDE MANOR		2			2
NEMOURS CHILDREN'S PRIMARY CARE OF VERO BEACH			2	100%	2
TMH PHYSICIAN PARTNERS MONTICELLO		1	1	50%	2
UNIVERSTIY OF ILLINOIS HOSPITAL			2	100%	2
FHCP ASC - ORANGE CITY			2	100%	2
SUNBRIDGE CARE & REHAB FOR DECATUR		2			2
Chatham Nursing and Rehab Center		2			2
SOUTHERN BREEZE HEALTHCARE		1	1	50%	2
ADVANCE FAMILY PRACTICE LLC			2	100%	2
JULIE STAATS DO		2			2
MD NOW URGENT CARE CENTER INC.			2	100%	2
STARMED FAMILY & URGENT CARE			2	100%	2
ENVOY OF FORK UNION, LLC DBA ENVOY AT THE VILLAGE		2			2
JUPITER PEDIATRIC ASSOCIATES, PA		1	1	50%	2

COVID-19: testing by laboratory

Data through Feb 25, 2021 verified as of Feb 26, 2021 at 09:25 AM

Data in this report are provisional and subject to change.

The numbers in the table below represent the number of Florida and non-Florida residents for whom test results were received by the Department of Health. A person can be tested by more than one laboratory and can have both positive and negative results. **Therefore, the sum of the numbers in each column will be larger than the total number of people tested.**

Reporting lab	Inconclusive	Negative	Positive	Percent positive	Total
OAKBRIDGE TERRACE AT SAE			2	100%	2
BUFFALO CROSSINGS HEALTHCARE AND REHABILITATION CENTER			2	100%	2
FLORIDA CLINICAL LABORATORY INC			2	100%	2
SOUTHERN TENNESSEE MEDICAL CENTER			2	100%	2
ADVENTHEALTH MEDICAL GROUP PEDIATRICS AT APOPKA		2			2
FAMILY FIRST PEDIATRICS			2	100%	2
HPH HOME CARE		1	1	50%	2
SOUTHEAST GEORGIA HEALTH SYSTEM			2	100%	2
MINUTECLINIC #1773		2			2
SWEETWATER NURSING CENTER		2			2
MALABAR FAMILY PRACTICE		1	1	50%	2
AUSTIN REGIONAL CLINIC MICROBIOLOGY LAB			2	100%	2
ASPIRUS RIVERVIEW HOSPITAL & CLINICS INC		1	1	50%	2
NEMOURS CHILDREN'S PRIMARY CARE THE VILLAGES		2			2
MEASE MANOR MEMORY CARE		2			2
SCDHEC BUREAU OF LABORATORIES			2	100%	2
Luther Acres Manor		2			2
FAMILY CARE SPECIALISTS OF ORLANDO			2	100%	2
RIVERVIEW MEDICAL CLINIC		2			2
MAYO CLINIC COUMADIN CLINIC LABORATORY		1	1	50%	2
RAPID RESULT CORP LLC		1	1	50%	2
DMC UNIVERSITY LABORATORIES		1	1	50%	2
GREEN POINT RX INC DBA ALTRU CHEMISTS		2			2
DOCTORS MEDICAL CTR OF WALTON COUNTY			2	100%	2
MEMORIAL HEALTH UNIVERSITY MEDICAL CENTER			2	100%	2
PALM BAY COMMUNITY OUTPATIENT CLINIC		2			2
RRMC CREEKSIDE LAB		2			2
CITRUS HEALTH NETWORK INC			2	100%	2
CVS TX2263POCT SAN ANTONIO		2			2
CAMBRIDGE SECURITY SERVICES		2			2
Providence of Sparta Health and Rehabilitation		2			2
DIVERSE MEDICAL CARE LLC			2	100%	2
441 URGENT CARE-MULBERRY			2	100%	2
PALMETTO FAMILY HEALTH CENTER			2	100%	2
MAIN STREET MEDICAL CENTERS		2			2
COOPER CLINIC			2	100%	2
MISSION HOSPITAL REGIONAL MEDICAL CENTER			2	100%	2
MINUTECLINIC, LLC, DBA MINUTECLINIC #4		2			2
LEGACY LABORATORY SERVICES			2	100%	2
ASSOCIATES IN UROGYNECOLOGY MD LLC		2			2
WEST DADE PEDIATRICS			2	100%	2
LABCORP OF AMERICA HOLDINGS		1	1	50%	2
BUCKINGHAM PLACE ALF		2			2
CVS IL1170POCT JOLIET		2			2
DELRAY BEACH HEALTH DEPT LAB			2	100%	2
US LABS		2			2

COVID-19: testing by laboratory

Data through Feb 25, 2021 verified as of Feb 26, 2021 at 09:25 AM

Data in this report are provisional and subject to change.

The numbers in the table below represent the number of Florida and non-Florida residents for whom test results were received by the Department of Health. A person can be tested by more than one laboratory and can have both positive and negative results. **Therefore, the sum of the numbers in each column will be larger than the total number of people tested.**

Reporting lab	Inconclusive	Negative	Positive	Percent positive	Total
HEALTH FIRST MEDICAL GROUP			2	100%	2
87TH MEDICAL GROUP - MCGUIRE AMBULATORY CARE FACILITY		2			2
DALLAS VA MEDICAL CENTER - VA NORTH TEXAS HEALTH CARE SYSTEM			2	100%	2
GULF COAST REGIONAL MEDICAL CARE		2			2
MEDICAL CENTER OF CENTRAL GEORGIA			2	100%	2
BLUEWATER TOXICOLOGY			2	100%	2
ALL PEDIATRIC CARE PA			2	100%	2
Manorcare Health Services West Reading North		2			2
NORTHSIDE FAMILY MEDICINE AND URGENT CARE (EAST COBB)		2			2
ATLAS GENOMICS			2	100%	2
CVS SC7567POCT BOILING SPRINGS		1	1	50%	2
THE WINDSOR ORTEGA		2			2
SUNCREST OMNI		2			2
JOHN D. ARCHBOLD MEM. HOSPITAL			2	100%	2
RICHICHI FAMILY HEALTH			2	100%	2
TENNESSEE DEPARTMENT OF HEALTH (TDH) - REGIONAL LABORATORY			2	100%	2
BERNHARDT LABORATORIES INC			2	100%	2
WARD MEMORIAL HOSPITAL		2			2
ATHENA CARE RESOURCES LLC		2			2
MOBILE COUNTY HEALTH DEPARTMENT		1	1	50%	2
VALLEY MEDICAL LABORATORY			2	100%	2
MEDEXPRESS URGENT CARE - LEDGEWOOD		2			2
SPECTRUM HEALTH			2	100%	2
INA		1	1	50%	2
STANFORD HEALTH CARE ANATOMIC PATHOLOGY & CLINICAL LAB			2	100%	2
TRICORE REFERENCE LABORATORY		1	1	50%	2
METHODIST MANSFIELD MEDICAL CENTER			2	100%	2
HANOVER ENDOSCOPY CENTER		2			2
SOUTHCARE PHARMACY INC			2	100%	2
Robert Cranfield			2	100%	2
CVS NC3803POCT MOORESVILLE		2			2
PHYSICIANS MEDICAL CENTER		2			2
PHYSICIANS LABORATORY SERVICES			2	100%	2
PEDIATRIC HEALTH CARE		1	1	50%	2
UMHC HOLLYWOOD LABORATORY			2	100%	2
Kings County Hospital Center			2	100%	2
WALGREENS #3811			2	100%	2
OPP HEALTH AND REHABILITATION		2			2
Kroger 687 - The Little Clinic Sugar Hill		1	1	50%	2
OAKMONT EAST- GREENVILLE SC, LLC		2			2
RIVERSIDE METHODIST HOSPITAL LAB			2	100%	2
OUR LADY OF THE LAKE REGIONAL MEDICAL CENTER			2	100%	2
AIRPORT CLINIC			2	100%	2
AFC URGENT CARE CLEVELAND			2	100%	2
MANASOTA PEDIATRICS			2	100%	2
Walgreens #10207		2			2

COVID-19: testing by laboratory

Data through Feb 25, 2021 verified as of Feb 26, 2021 at 09:25 AM

Data in this report are provisional and subject to change.

The numbers in the table below represent the number of Florida and non-Florida residents for whom test results were received by the Department of Health. A person can be tested by more than one laboratory and can have both positive and negative results. **Therefore, the sum of the numbers in each column will be larger than the total number of people tested.**

Reporting lab	Inconclusive	Negative	Positive	Percent positive	Total
GINKGO-IXLAYER		2			2
REGIONS HOSPITAL LABORATORY			2	100%	2
BMC/JACSONVILLE		1	1	50%	2
MINUTE CLINIC DIAGNOSTIC OF KANSAS PA		2			2
PM PEDIATRICS OF BAYSIDE, PLLC - MANHASSET		2			2
EASTSIDE SPORTS COMPLEX			2	100%	2
CVS MA1006POCT BROCKTON		2			2
INTERCOASTAL FAMILY PRATICE			2	100%	2
DALLAS BAPTIST UNIVERSITY - HEALTH SERVICES			2	100%	2
JBSA-SAM HOUSTON			2	100%	2
U OF MIAMI MILLER SCHOOL OF MEDICINE			2	100%	2
SHORE MEDICAL CENTER		2			2
TRINITY DIALYSIS			2	100%	2
HARRINGTON PARK HEALTH AND REHAB		2			2
HAMILTON COUNTY HEALTH DEPARTMENT		2			2
SPECIALTY LABORATORIES			2	100%	2
Hackensack Univ Medical Center At Pasc		1	1	50%	2
LEGACY ER AND URGENT CARE			2	100%	2
LABRADOR PRIMARY CARE CENTER			2	100%	2
WILLAMETTE VALLEY TOXICOLOGY LLC		2			2
HOLY TRINITY PHARMACY LLC		2			2
Hartwell Health and Rehabilitation		2			2
PICHARDO CLINIC, THE			2	100%	2
BOSTON PUBLIC HEALTH COMMISSION			2	100%	2
FLORIDA DEPARTMENT OF HEALTH (FDOH)			2	100%	2
COLUMBIA COTTAGE		2			2
CHNJ		2			2
ALL4KIDZ PEDIATRICS LLC		2			2
SCIENTIFIC LABORATORY COMPANY		2			2
PM PEDIATRICS OF SELDEN, PLLC		2			2
BRANDYWYNE HEALTH CARE CENTER			2	100%	2
DOCTOR'S IN-HOUSE LAB/COMMUNITY HEALTH CENTERS OF PINELLAS - JOHNNIE R			2	100%	2
UK HEALTHCARE			2	100%	2
MILFORD REGIONAL HOSPITAL			2	100%	2
RELIANCE MEDICAL CENTER			2	100%	2
MEDEXPRESS URGENT CARE-BLOOMFIELD AVEN		2			2
BENEVA LAKES ASSISTED LIVING CENTER			2	100%	2
REGIONAL MEDICAL CENTER BAYONET POINT			2	100%	2
HOLY FAMILY MEDICAL CENTER		1	1	50%	2
POINT OF CARE PRIVATE HEALTH MANAGEMENT			2	100%	2
ST JOSEPH'S HOSPITAL NORTH LABORATORY			2	100%	2
MEDEXPRESS URGENT CARE - BRIDGEVILLE		2			2
BAYSTATE MEDICAL CENTER		1	1	50%	2
CVS SC2497POCT LEXINGTON		2			2
CVS PA1296POCT DREXEL HILL		2			2
JACKSONVILLE VA OPC			2	100%	2

COVID-19: testing by laboratory

Data through Feb 25, 2021 verified as of Feb 26, 2021 at 09:25 AM

Data in this report are provisional and subject to change.

The numbers in the table below represent the number of Florida and non-Florida residents for whom test results were received by the Department of Health. A person can be tested by more than one laboratory and can have both positive and negative results. **Therefore, the sum of the numbers in each column will be larger than the total number of people tested.**

Reporting lab	Inconclusive	Negative	Positive	Percent positive	Total
FLORIDA DEPARTMENT OF HEALTH IN LEE COUNTY		1	1	50%	2
Piney Grove Nursing and Rehabilitation Center		2			2
MEMORIAL HOSPITAL OF SOUTH BEND			2	100%	2
PINARD HOME HEALTH SERVICES INC			2	100%	2
Good Samaritan Society-Blackduck		1	1	50%	2
MID-FLORIDA PATHOLOGY LLC - MOBILE UNIT # 3			2	100%	2
CVS PA7611POCT ALLISON PARK		2			2
ROBERTS WESLEYAN COLLEGE HEALTH CENTE		2			2
MANSFIELD MEDICAL LODGE			2	100%	2
CONWAY MEDICAL CENTER			2	100%	2
EAST NAPLES PEDIATRICS			2	100%	2
GASTROENTEROLOGY ASSOCIATES			2	100%	2
MEDAILLE COLLEGE WELLNESS CENTER		2			2
STOP URGENT CARE			2	100%	2
ST. ELIZABETH HEALTHCARE			2	100%	2
MADISON HOSPITAL LABORATORY			2	100%	2
CIGNA GATEWAY			2	100%	2
Stillwater Healthcare		2			2
MEMORIAL HERMANN CONSOLIDATED LABORATORY SERVICES			2	100%	2
GALEN BAYLOR EXTENSION		2			2
VALUE DRUGS BRONXVILLE INC		2			2
CVS SC7334POCT LEXINGTON		2			2
MEDEXPRESS URGENT CARE - WEXFORD		2			2
DOCTORS CARE OF PALM COAST			2	100%	2
Georgiana Health and Rehabilitation, LLC		2			2
FIRST CHOICE MEDICAL PC			2	100%	2
INSPIRIT SENIOR LIVING			2	100%	2
CVS OH6185POCT PICKERINGTON		2			2
ASCENSION ST MICHAEL'S HOSPITAL LAB		1	1	50%	2
ST. JOSEPH REGIONAL MEDICAL CENTER			2	100%	2
ILLINOIS DEPT OF PUBLIC HEALTH LABS			2	100%	2
CARESPOT URGENT CARE		1	1	50%	2
Kroger 412 - The Little Clinic Oxford		2			2
MINUTECLINIC DIAGNOSTIC OF NEVADA-9586		1	1	50%	2
UT AUSTIN UNIVERSITY HEALTH SERVICES			2	100%	2
INSPIRE HEALTHCARE CENTER			2	100%	2
MEASE COUNTRYSIDE HOSPITAL CARDIAC REH			2	100%	2
FIRST PREVENTION AND DIALYSIS CENTER LLC			2	100%	2
ADVANCED MEDICAL CARE			2	100%	2
FLORIDA MEDICAL CENTER			2	100%	2
BELLIN HOSPITAL			2	100%	2
MEDSTAR HARBOR HOSPITAL			2	100%	2
EMERALD TRACE		2			2
MIDDLEBURG PEDIATRICS			2	100%	2
SPRINGFIELD HOSPITAL LABORATORY			2	100%	2
MINUTECLINIC LLC (2335)		1	1	50%	2

COVID-19: testing by laboratory

Data through Feb 25, 2021 verified as of Feb 26, 2021 at 09:25 AM

Data in this report are provisional and subject to change.

The numbers in the table below represent the number of Florida and non-Florida residents for whom test results were received by the Department of Health. A person can be tested by more than one laboratory and can have both positive and negative results. **Therefore, the sum of the numbers in each column will be larger than the total number of people tested.**

Reporting lab	Inconclusive	Negative	Positive	Percent positive	Total
HERNANDO CHILDREN'S			2	100%	2
ALVERNO CLINICAL LABORATORIES			2	100%	2
OLEAN GENERAL HOSPITAL		2			2
STUDENT HEALTH SERVICES			2	100%	2
URGENT CARE AND SURGERY CENTER			2	100%	2
Heartland Healthcare Center Boca Raton			2	100%	2
MINUTECLINIC, LLC #07852		2			2
STARLING AT SAN JOSE			2	100%	2
TREASURE COAST URGENT & FAMILY CARE			2	100%	2
CITRUS PARK			2	100%	2
WILLIAMSBURGH CHAI CARE		2			2
LAKE BALDWIN			2	100%	2
COOK HOSPITAL AND CARE CENTER		1	1	50%	2
MIDLAND MEMORIAL HOSPITAL			2	100%	2
FRESENIUS KIDNEY CARE			2	100%	2
REELFOOT FAMILY WALK IN CLINIC - TIPT		2			2
Kroger 853 - The Little Clinic East Broad Street		2			2
HAMILTON CHD		2			2
MARINA ISLE ASSISTED LIVING		2			2
ARLINGTON DIALYSIS CENTER LLC		2			2
Kroger 550 - The Little Clinic Bellevue		2			2
BIOMAT USA			2	100%	2
WURLAND NURSING AND REHABILITATION, L		2			2
SIMMONS			2	100%	2
UTMB PATHOLOGY CLINICAL SERVICES LABORATORY			2	100%	2
MINUTE-CLINIC DIAGNOSTIC OF VIRGINIA, LLC		2			2
TGH Brandon Healthplex Laboratory			2	100%	2
MEDEXPRESS URGENT CARE - ROSS TOWNSHIP		2			2
TWELVE OAKS RECOVERY CENTER			2	100%	2
CVS MI8049POCT WATERFORD		2			2
BAYMEADOWS PRIMARY CARE		2			2
MINUTECLINIC DIAGNOSTIC MEDICAL		2			2
USCG ABBOTT BINAXNOW		1	1	50%	2
DEBORAH HEART AND LUNG CENTER		2			2
CQUENTIA NGS, LLC			2	100%	2
SENDER RETREAT ADULT DAY CARE CENTERS			2	100%	2
ADVENTHEALTH IMAGING LAKE NONA			2	100%	2
MEMORIAL SLOAN KETTERING CANCER CENTER		1	1	50%	2
NYUMC CLINICAL LABORATORIES			2	100%	2
LINIL VISITING NURSES, INC		2			2
INTEGRITY CLINICAL RESEARCH CENTER INC		1	1	50%	2
NORTH DAKOTA VETERANS HOME		2			2
IN AND OUT URGENT CARE			2	100%	2
EXPEDIAN URGENT CARE			2	100%	2
VA CBOC			2	100%	2
Greystone Nursing and Rehab, LLC			2	100%	2

COVID-19: testing by laboratory

Data through Feb 25, 2021 verified as of Feb 26, 2021 at 09:25 AM

Data in this report are provisional and subject to change.

The numbers in the table below represent the number of Florida and non-Florida residents for whom test results were received by the Department of Health. A person can be tested by more than one laboratory and can have both positive and negative results. **Therefore, the sum of the numbers in each column will be larger than the total number of people tested.**

Reporting lab	Inconclusive	Negative	Positive	Percent positive	Total
Birchaven		2			2
Kroger 130 - The Little Clinic Colorado Springs		2			2
SHELL POINT HOME HEALTH			2	100%	2
ORLANDO HEALTH PHYSICIAN GROUP			2	100%	2
MINUTECLINIC, DIAGNOSTIC OF TEXAS, LLC		2			2
WALKONCLINIC			2	100%	2
SANTA ROSA COUNTY HEALTH DEPARTMENT			2	100%	2
CLINICAL CARE INC			2	100%	2
Kroger 426 - The Little Clinic Suwanee		2			2
TEXAS REGIONAL ASTHMA & ALLERGY CENTER			2	100%	2
SPECTRA LABS		1	1	50%	2
CSS- TWELVE OAKS			2	100%	2
CLEVELAND CLINIC IMAGING			2	100%	2
FLORIDA DEPARTMENT OF HEALTH PINELLAS COUNTY-			2	100%	2
PRIMARY HEALTH CARE ASSOCIATES INC			2	100%	2
RCA LABORATORY SERVICES LLC			2	100%	2
CVS PA7132POCT THORNDALE		2			2
ADVENTIST HINSDALE HOSPITAL LABORATORY			2	100%	2
PINELLAS CHD - CLEARWATER		1	1	50%	2
INTERNAL MEDICINE ASSOCIATES-DUNELLON			2	100%	2
BROOKDALE PALM BEACH GARDENS			2	100%	2
MID AMERICA CLINICAL LABS			2	100%	2
The Grand Rehabilitation & Nursing Utica		2			2
VANAYER HEALTHCARE AND REHAB CENTER		2			2
POMONA VALLEY COMMUNITY HOSPITAL			2	100%	2
LEXINGTON PLACE			2	100%	2
CVS M08556POCT KANSAS CITY		2			2
CVS HEALTH, #1994		1	1	50%	2
BROOKSVILLE DIALYSIS			2	100%	2
TRUE HEALTH INC			2	100%	2
MEDEXPRESS URGENT CARE FOX CHAPEL		2			2
KIVA AT MOUNT DORA			2	100%	2
ADVANCED MEDICAL OF FLORIDA			2	100%	2
VA OUTPATIENT PHARMACY			2	100%	2
MEDEXPRESS URGENT CARE- ALLISON PARK		1	1	50%	2
UNIVERSITY OF TEXAS AT EL PASO, THE			2	100%	2
CARTER BLOOD CARE			2	100%	2
CVS IN6572POCT INDIANAPOLIS		2			2
Cedar Valley Nursing & Rehab Center		2			2
MEMORIAL HEALTH SYSTEM		1	1	50%	2
Avanti Wellness and Rehab			2	100%	2
320 S TRANSIT ST		2			2
ELMHURST MEMORIAL HOSPITAL			2	100%	2
PEACEHEALTH CENTRAL		2			2
Kroger 020 - The Little Clinic Wheat Ridge		2			2
KEY WEST HMA PHYSICIAN MANAGEMENT, LLC			2	100%	2

COVID-19: testing by laboratory

Data through Feb 25, 2021 verified as of Feb 26, 2021 at 09:25 AM

Data in this report are provisional and subject to change.

The numbers in the table below represent the number of Florida and non-Florida residents for whom test results were received by the Department of Health. A person can be tested by more than one laboratory and can have both positive and negative results. **Therefore, the sum of the numbers in each column will be larger than the total number of people tested.**

Reporting lab	Inconclusive	Negative	Positive	Percent positive	Total
GRACE HEALTHCARE OF LAKE WALES		1	1	50%	2
OSF ST JOSEPH MEDICAL CENTER			2	100%	2
UNIVERSITY OF MIAMI SCCC RESEARCH LABORATORY			2	100%	2
Alden Terrace of McHenry			2	100%	2
PENSACOLA MEDICAL CLINIC LLC			2	100%	2
SANIBEL MEDICAL CLINIC			2	100%	2
INTEAM HEALTH, INC.			2	100%	2
KANSAS CITY VA MEDICAL CENTER			2	100%	2
CLINICAL REFERENCE LABORATORY, INC		2			2
STATE OF FLORIDA			2	100%	2
Manor Care-Kingston Court of York PA, LLC		2			2
CERTIVIA LABORATORIES			2	100%	2
NASSAU UNIVERSITY MEDICAL CENTER DEPT		1	1	50%	2
TENNESSEE VALLEY HCS			2	100%	2
CVS IN6713POCT BLOOMINGTON		2			2
RHODE ISLAND DEPARTMENT OF HEALTH LABORATORIES			2	100%	2
SHELBYVILLE HOSPITAL COMPANY		2			2
WHITESANDS OUTPATIENT TREATMENT		2			2
METROHEALTH SYSTEM			2	100%	2
Great Lakes Health Center			2	100%	2
A+ URGENT/PRIMARY CARE			2	100%	2
SUMMERFIELD RETIREMENT LIVING, INC			2	100%	2
MEDEXPRESS URGENT CARE - SOUTH CHARLESTON		2			2
CROSSTOWN PHARMACY		2			2
PHOEBE BERKS HEALTH CARE CENTER		2			2
AMERICAN MEDICAL LABORATORIES			2	100%	2
Kroger 441 - The Little Clinic Middletown		2			2
INTEGRATED REGIONAL LABS			2	100%	2
AZALEA HEALTH AND REHABILITATION		2			2
F W HUSTON MEDICAL CENTER SENIOR LIVIN		2			2
CVS NM8918POCT ALBUQUERQUE		2			2
FEDERAL CORRECTIONAL INSTITUTION MARIANNA			2	100%	2
DELAWARE DIAGNOSTICS LABS			2	100%	2
MIDDLE TENN MENTAL HEALTH INSTITUTE		2			2
GOLDMAN SACHS HEALTH CENTER		2			2
FLORIDA MEDICAL CLINIC CARDIOLOGY-ZH			2	100%	2
WISCONSIN STATE LABORATORY OF HYGIENE		1	1	50%	2
ASHLEY PEDIATRICS			2	100%	2
IN & OUT URGENT CARE METAIRIE			2	100%	2
CONCENTRA - ORLANDO SOUTH II		2			2
NEW BRIDGE MEDICAL CENTER		2			2
WHOLE CHILD PEDIATRICS			2	100%	2
SACRED HEART HOSPITAL ON THE EMERALD			2	100%	2
PRECISION CLINICAL RESEARCH			2	100%	2
LACORP		1	1	50%	2
PLASMA MED RESEARCH DBA		2			2

COVID-19: testing by laboratory

Data through Feb 25, 2021 verified as of Feb 26, 2021 at 09:25 AM

Data in this report are provisional and subject to change.

The numbers in the table below represent the number of Florida and non-Florida residents for whom test results were received by the Department of Health. A person can be tested by more than one laboratory and can have both positive and negative results. **Therefore, the sum of the numbers in each column will be larger than the total number of people tested.**

Reporting lab	Inconclusive	Negative	Positive	Percent positive	Total
Kroger 647 - The Little Clinic Newnan Crossings		1	1	50%	2
CORNERSTONE MEDICAL CARE OF BRANDON		2			2
COASTAL MEDICAL LAB			2	100%	2
FLORIDA MEDICAL CLINIC RADIOLOGY DALE MABRY		2			2
SPRING HILL REGIONAL HOSPITAL			2	100%	2
MINUTECLINIC DIAGNOSTIC OF VIRGINIA, LLC #1416		2			2
NORTH MANATEE HEALTH CARE CENTER			2	100%	2
ROCKWALL URGENT CARE			2	100%	2
CVS MO5724POCT KANSAS CITY		2			2
MEDEXPRESS URGENT CARE - CEDAR KNOLLS		2			2
ManorCare Rehab Center of Marietta		2			2
NATIONAL JEWISH HEALTH			2	100%	2
FLORIDA DEPARTMENT OF HEALTH IN ALACHUA COUNTY -			2	100%	2
THE RIM URGENT CARE			2	100%	2
SUNCOAST COMMUNITY HEALTH CENTERS INC		2			2
Kroger 127 - The Little Clinic Lakewood-Alameda		2			2
NYU WINTHROP LABORATORY		2			2
LOWELL GENERAL HOSPITAL			2	100%	2
WARE EXPRESS CARE			2	100%	2
NATHAN LITTAUER HOSPITAL LAB		2			2
CVS PA1657POCT YORK		1	1	50%	2
UF KANAPAHA LAB BEAKER		2			2
LIFELINK OF FLORIDA		1	1	50%	2
DASCENA LAB			2	100%	2
CARE 365			2	100%	2
ADVOCATE SHERMAN HOSPITAL			2	100%	2
PALM MEDICAL CENTER - PLANT CITY		2			2
ADVANTA ANALYTICAL LABORATORIES			2	100%	2
PTC LABORATORIES			2	100%	2
BERGEN COUNTY SURGICAL AND ENDOSCOPY CENTER		2			2
KAILOS GENETICS INC			2	100%	2
MEDEXPRESS URGENT CARE - ANDERSON		2			2
CVS CA9606POCT TEMECULA		2			2
CVS RI326POCT NORTH SMITHFIELD		2			2
CVS PA5241POCT CHALFONT		2			2
CATHOLIC HEALTH LABORATORY SERVICES		2			2
MINUTECLINIC DIAGNOSTICS OF IND LLC		1	1	50%	2
Iron County Medical Care Facility		2			2
GRANDVIEW COLLEGE STUDENT HEALTH CENTE		2			2
UW HOSPITAL AND CLINICS		1	1	50%	2
BRITO MEDICAL CENTER			2	100%	2
SPRINGS MEDICAL LAB		1	1	50%	2
HOUSTON HEALTH DEPARTMENT - BUREAU OF LABORATORY SERVICES			2	100%	2
AUGUSTA HEALTH SKILLED CARE			2	100%	2
BAPTIST HEALTH LEXINGTON			2	100%	2
RIVER CITY MEDICAL ASSOCIATES, INC			2	100%	2

COVID-19: testing by laboratory

Data through Feb 25, 2021 verified as of Feb 26, 2021 at 09:25 AM

Data in this report are provisional and subject to change.

The numbers in the table below represent the number of Florida and non-Florida residents for whom test results were received by the Department of Health. A person can be tested by more than one laboratory and can have both positive and negative results. **Therefore, the sum of the numbers in each column will be larger than the total number of people tested.**

Reporting lab	Inconclusive	Negative	Positive	Percent positive	Total
HOME CARE PHARMACY OF PALM COAST INC		2			2
BROOKDALE ALTAMONTE SPRINGS			2	100%	2
BIONIC TECHNOLOGIES CORPORATION			2	100%	2
Cortland Acres Association		2			2
DALLAS MEDICAL CENTER			2	100%	2
MINUTECLINIC DIAGNOSTIC OF TEXAS, LLC #7435		2			2
NAPHCARE INC		2			2
CLEARWATER PAIN MANAGEMENT ASSOCIATES			2	100%	2
GOUVERNEUR HOSPITAL LABORATORY		2			2
PALOS COMMUNITY HOSPITAL LABORATORY			2	100%	2
LEE MEMORIAL HEALTH SYSTEM D/B/A			2	100%	2
CHARLOTTE COUNTY HEALTH DEPARTMENT			2	100%	2
SOUTH BEND MEDICAL FOUNDATION			2	100%	2
UWMC MONTLAKE DEPT OF LAB MED			2	100%	2
MAINE CENTER FOR DISEASE CONTROL AND PREVENTION			2	100%	2
PATIENT FIRST MEDICAL CENTER-CARYTOWN			2	100%	2
Lake Charles Healthcare LLC dba Landmark Lake Charles			2	100%	2
MEMORIAL HERMANN			2	100%	2
Sears Coastal Nursing and Rehab		2			2
UNIVERSITY OF MISSOURI HEALTH CARE			2	100%	2
NAVAL BRANCH MEDICAL CLINIC			2	100%	2
AdventHealth Care Center Orlando North			2	100%	2
BAYCARE LABORATORIES			2	100%	2
BIRMINGHAM INTERNAL MEDICINE ASSOCIATE		1	1	50%	2
APALACHEE CENTER INC		2			2
BOND COMMUNITY HEALTH CENTER			2	100%	2
UNIVERSITY HOSPITAL OF BROOKLYN		2			2
NIBHA MEDIRATTA MD PL			2	100%	2
MAGNOLIA ADULT, LLC			2	100%	2
ADVENTHEALTH IMAGING PARTIN SETTLEMENT			2	100%	2
CHESTERFIELD HEALTHCARE GROUP, INC		2			2
BOONES CREEK URGENT CARE		1	1	50%	2
DELRAY BEACH HEALTH CENTER			2	100%	2
MEDEXPRESS URGENT CARE, LANCASTER WEST		1	1	50%	2
CVS CA9721POCT ARCADIA		2			2
FLORIDA DEPARTMENT OF HEALTH IN ESCAMBIA COUNTY		1	1	50%	2
STATCARE URGENT AND WALK-IN			2	100%	2
POINTE AT NEW PORT PLACE,THE		2			2
POPLAR HEALTHCARE			2	100%	2
LIFETIME FAMILY URGENT CARE			2	100%	2
JOHNSON CITY MEDICAL CENTER		1	1	50%	2
St. Josephs Hospital			2	100%	2
Parkridge Specialty Care		2			2
MINUTECLINIC, LLC #05891		1	1	50%	2
NORTHSIDE FAMILY MEDICINE AND URGENT CARE (HOLLY SPRINGS)		2			2
MINUTECLINIC DIAGNOSTIC OF PA LLC		2			2

COVID-19: testing by laboratory

Data through Feb 25, 2021 verified as of Feb 26, 2021 at 09:25 AM

Data in this report are provisional and subject to change.

The numbers in the table below represent the number of Florida and non-Florida residents for whom test results were received by the Department of Health. A person can be tested by more than one laboratory and can have both positive and negative results. **Therefore, the sum of the numbers in each column will be larger than the total number of people tested.**

Reporting lab	Inconclusive	Negative	Positive	Percent positive	Total
MCLAREN REGIONAL MEDICAL CENTER			2	100%	2
HEARTLAND HOME HEALTH CARE		2			2
WILSON MEMORIAL HOSPITAL			2	100%	2
MEDICAL CENTER LABORATORY			2	100%	2
JORDAN VALLEY MEDICAL CENTER			2	100%	2
Sevierville Health and Rehabilitation		2			2
JMC TALLAHASSEE, LLC			2	100%	2
DEKALB MEDICAL CENTER LABORATORY			2	100%	2
ST. MARY'S MEDICAL CENTER EVANSVILLE, INC			2	100%	2
COBLESKILL REGIONAL HOSPITAL		2			2
WEST FLORIDA MEDICAL ASSOCIATES, PA			2	100%	2
MEDEXPRESS URGENT CARE - JEANNETTE		2			2
RAPID MEDLAB (004MO)		2			2
UNIVERSITY OF MARYLAND MEDICAL CENTER			2	100%	2
PROVIDENCE LABORATORY SERVICES		2			2
CENTRAL ARKANSAS VETERANS HEALTHCARE SYSTEM - VETERANS AFFAIRS			2	100%	2
CVS PA258POCT MCKEES ROCKS		2			2
CVS IN6559POCT AVON		2			2
MINUTECLINIC DIAG OF IND, LLC #6553		2			2
MAWD PATHOLOGY GROUP			2	100%	2
First Care Living Center/Essentia Health			2	100%	2
GULF COAST IMMEDIATE CARE CENTER		1	1	50%	2
BFT LAB			2	100%	2
ONTARIO COUNTY PUBLIC HEALTH		2			2
ST JOHN'S RIVERSIDE HOSPITAL		2			2
DRR JMC URGENT CARE DONALD ROSS			2	100%	2
THE CLUB AT BOYNTON BEACH, LLC			2	100%	2
ACM MEDICAL LABORATORY ALLIANCE			2	100%	2
COMPLETE HEALTH MEDICAL CENTER			2	100%	2
Good Samaritan Society Waukon		2			2
RIGHT AT HOME			2	100%	2
MAGNOLIA MANOR OF COLUMBUS		2			2
THE HOSPITAL OF PROVIDENCE EMERGENCY ROOM			2	100%	2
MARTIN MEDICAL CENTER INC		1	1	50%	2
CVS IL8753POCT CHICAGO		2			2
LAB CORP OF AMER SAN DIEGO			2	100%	2
AYASS BIOSCIENCE LLC			2	100%	2
UNIVERISTY OF MEMPHIS ATHLETIC TRAINI		2			2
MEDEXPRESS URGENT CARE-SALINA, S 9TH ST		2			2
WALGREENS #07936		2			2
OCALA REGIONAL KIDNEY CENTER-WEST			2	100%	2
Bedford Care Center of Hattiesburg		2			2
MAJESTIC GUARDIANS			2	100%	2
BAPTIST HEALTHCARE - LAKEVIEW CENTER INC		2			2
CITY OF NEW YORK DEPARTMENT OF HEALTH			2	100%	2
FRASER MEMORIAL HOSPITAL		1	1	50%	2

COVID-19: testing by laboratory

Data through Feb 25, 2021 verified as of Feb 26, 2021 at 09:25 AM

Data in this report are provisional and subject to change.

The numbers in the table below represent the number of Florida and non-Florida residents for whom test results were received by the Department of Health. A person can be tested by more than one laboratory and can have both positive and negative results. **Therefore, the sum of the numbers in each column will be larger than the total number of people tested.**

Reporting lab	Inconclusive	Negative	Positive	Percent positive	Total
Iowa Veterans Home		2			2
CVS OH6149POCT UPPER ARLINGTON		1	1	50%	2
AFTER HOURS PEDS			2	100%	2
CENTRAL FLORIDA PRIMARY CARE			2	100%	2
MINUTECLINIC DIAGNOSTIC OF OHIO #6139		2			2
FLORIDA COMMUNITY HEALTH CENTERS, INC.			2	100%	2
BAYSHORE MEDICAL CENTER			2	100%	2
BOSTON MEDICAL CENTER			2	100%	2
ONE MEDICAL GROUP		1	1	50%	2
SANFORD REGIONAL HOSPITAL WORTHINGTON		2			2
Kroger 400 - The Little Clinic Hartley Bridge Rd		1	1	50%	2
BD MEDICAL SYSTEMS			2	100%	2
BAY CORRECTIONAL AND REHABILITATION FACILITY			2	100%	2
Kroger 596 - The Little Clinic Brentwood		2			2
WOMENS CARE FLORIDA LLC-LABORATORY		2			2
WEAKLEY COUNTY REHAB AND NURSING CENTER		2			2
ADVENTHEALTH EAST ORLANDO EMPLOYEE CLINIC		2			2
SUMMIT URGENT CARE PS			2	100%	2
BRENTWOOD AT FORE RANCH			2	100%	2
FKC AMELIA ISLAND DIALYSIS			2	100%	2
FLAGLER PROFESSIONAL HEALTH CAE SERVICES INC		2			2
NEW YORK PSYCHIATRIC INSTITUTE		2			2
PALM BEACH DIABETES & ENDOCRINE SPECIALISTS PA			2	100%	2
MIDDLETON PEDIATRICS			2	100%	2
MINUTECLINIC #2797		2			2
AGILE URGENT CARE			2	100%	2
GULF COAST MEDICAL CENTER RESPIRATORY CARE			2	100%	2
MINUTECLINIC DIAGNOSTIC OF OHIO #6192		2			2
HEALTH & REHAB CTR AT DOLPHINS VIEW, THE			2	100%	2
LILY PHARMACY		2			2
Huntington Health Care and Rehabilitation Center		2			2
NEW GEN LABS			2	100%	2
SOUTHERN SURGICAL ARTS		2			2
GERM BUSTERS 911 LLC			2	100%	2
RAPID URGENT CARE - ALBANY			2	100%	2
MARCO ISLAND HOSPITAL INC D/B/A		1	1	50%	2
SERENADES BY SONATA		1	1	50%	2
CDK LIBERTY ENTERPRISES, LLC		2			2
MINUTECLINIC, LLC (CLINIC 10928)		2			2
Warren Center for Rehabilitation and Nursing		2			2
BAYCARE OUTREACH LAB WH SOUTH			2	100%	2
Kroger 619 - The Little Clinic Hendersonville Indian Lake		2			2
SELECT PHYSICIANS ALLIANCE		2			2
MEDEXPRESS - WILMINGTON KIRKWOOD HIGHWAY		2			2
ACCESS CARE MEDICAL GROUP LLC		2			2
PRIMACARE MEDICAL LAKEWOOD			2	100%	2

COVID-19: testing by laboratory

Data through Feb 25, 2021 verified as of Feb 26, 2021 at 09:25 AM

Data in this report are provisional and subject to change.

The numbers in the table below represent the number of Florida and non-Florida residents for whom test results were received by the Department of Health. A person can be tested by more than one laboratory and can have both positive and negative results. **Therefore, the sum of the numbers in each column will be larger than the total number of people tested.**

Reporting lab	Inconclusive	Negative	Positive	Percent positive	Total
ST LUKES HOSPITAL			2	100%	2
DEPT OF HEALTH			2	100%	2
CEDARS-SINAI MEDICAL CENTER			2	100%	2
AUGUSTUS LABS LLC		2			2
PREVENTIVE HEALTH PARTNERS I L S C		2			2
CONCENTRA - PLANT CITY		2			2
WASHINGTON STATE DEPARTMENT OF HEALTH PUBLIC HEALTH LABORATORIES			2	100%	2
MEDEXPRESS URGENT CARE - SPRINGDALE, S 40TH STREET		2			2
ACKERMAN CANCER CENTER		2			2
JACKSON LABORATORY OF GENOMIC MEDICINE		2			2
RDX BIOSCIENCE INC			2	100%	2
ESCANDON DIAGNOSTIC CLINIC			2	100%	2
ARCPPOINT LABS OF ALTAMONTE SPRINGS			2	100%	2
CVS CT288POCT BRISTOL		2			2
SOUTH TAMPA AFTER HOURS CLINIC			2	100%	2
HEALTH EXPRESS URGENT CARE			2	100%	2
PARKRIDGE MEDICAL CENTER			2	100%	2
SIGNATURE CARE LEWISVILLE-EMERGENCY CENTER		1	1	50%	2
PANCARE HEALTH - SNEADS ELEMENTARY			2	100%	2
BAYCARE OUTREACH LAB			2	100%	2
EXPRESSCARE URGENT CARE CENTER			2	100%	2
MEDEXPRESS URGENT CARE - MYLAN			2	100%	2
MEDEXPRESS URGENT CARE - FORT SMITH		2			2
CVS PA2688POCT COLLEGEVILLE		2			2
OCALA REGIONAL KIDNEY CENTER EAST			2	100%	2
WALGREENS #05477		2			2
CVS M08581POCT BLUE SPRINGS		1	1	50%	2
WEST COAST PEDIATRICS			2	100%	2
EXCEPTIONAL EMERGENCY CENTER - AMARILLO			2	100%	2
CARE NOW DENTON			2	100%	2
FLORIDA KEYS PED & ADOLES CTR			2	100%	2
MC DIAGNOSTIC OF CONNECTICUT, PC #252		1	1	50%	2
AMICUS MEDICAL CENTER LLC			2	100%	2
Elba Nursing and Rehabilitation Center, LLC		2			2
MINUTECLINIC DIAGNOSTIC OF NORTH CARO		2			2
Kroger 895 - The Little Clinic Green Hills		2			2
ADVENT HEALTH CENTRAL TEXAS		1	1	50%	2
CVS TX5877POCT PEARLAND		2			2
CVS PA10034POCT PITTSBURGH		2			2
Alden Des Plaines			2	100%	2
MEDEXPRESS URGENT CARE - LINCOLN N 26T		2			2
CHI MEMORIAL PRIMARY CARE ASSOCIATES-A		2			2
MEDEXPRESS URGENT CARE - BROOKHAVEN		2			2
SUNSHINE PHARMACY		2			2
CVS KS676POCT LAWRENCE		2			2
DESERT HOSPITAL/CPHU CLINICAL LABORATORY			2	100%	2

COVID-19: testing by laboratory

Data through Feb 25, 2021 verified as of Feb 26, 2021 at 09:25 AM

Data in this report are provisional and subject to change.

The numbers in the table below represent the number of Florida and non-Florida residents for whom test results were received by the Department of Health. A person can be tested by more than one laboratory and can have both positive and negative results. **Therefore, the sum of the numbers in each column will be larger than the total number of people tested.**

Reporting lab	Inconclusive	Negative	Positive	Percent positive	Total
NAVAL MEDICAL CENTER			2	100%	2
CVS MA447POCT NORTHAMPTON		2			2
DAYTON CHILDRENS HOSPITAL LAB			2	100%	2
FLORIDA SCHOOL FOR THE DEAF & BLIND			2	100%	2
TULANE MEDICAL CENTER			2	100%	2
SMITH NORTHVIEW HOSPITAL LAB			2	100%	2
Macon Valley Nursing and Rehabilitation Center		2			2
LAWRENCE GENERAL HOSPITAL			2	100%	2
FLORIDA MEDICAL CENTER OF CLEARWATER		2			2
MEDEXPRESS URGENT CARE-WILKINS TOWNSHIP, WILLIAM PENN HIGHWAY		2			2
ADVENTHEALTH MEDICAL GROUP INTERNAL MEDICINE AT			2	100%	2
ST JOSEPH'S HOSPITAL INC			2	100%	2
Walgreens #12427		1	1	50%	2
JOHN KNOX MANOR INC II		1	1	50%	2
CONEMAUGH MEMORIAL MEDICAL CENTER		2			2
COMMUNITY HEALTH CENTERS INC			2	100%	2
PUBLIC HEALTH LABORATORY	1		1	50%	2
Timber Ridge Health Care Center			2	100%	2
QUEST DIAGNOSTICS INCORPORATED			2	100%	2
SYLVAN NURSING			2	100%	2
PALM CITY NURSING AND REHAB CENTER			2	100%	2
VILLA HEALTH NH LLC			2	100%	2
MINUTECLINIC DIAGNOSTIC, PA #10252		2			2
MD NOW URGENT CARE MEDICAL CENTERS INC			2	100%	2
FLORIDA MEDICAL CLINIC, LLC			2	100%	2
HCR MANOR CARE SERVICES OF FLORIDA III INC		2			2
SARASOTA MEMORIAL MEDICAL URGENT CARE CENTER			2	100%	2
WELL HEALTH LABS			2	100%	2
CVS SC2269POCT COLUMBIA		2			2
VETERANS AFFAIRS MEDICAL CENTER - GREATER LOS ANGELES			2	100%	2
MEDEXPRESS URGENT CARE - SPRINGFIELD, COOLEY ST		2			2
AFC PHYSICIANS OF FLORIDA, PA			2	100%	2
OAKMONT WEST- GREENVILLE SC		2			2
LABCORP			2	100%	2
MELBOURNE URGENT CARE			2	100%	2
TAMPA INTERNATIONAL AIRPORT			2	100%	2
CVS OH2518POCT COLUMBUS		1	1	50%	2
LAKEVIEW HEALTH CARE SYSTEM LLC			2	100%	2
DUKE HEALTH REGIONAL HOSPITAL			2	100%	2
CARE ATC SUN HYDRAULICS TALLAVAST			2	100%	2
MONICE DR.			2	100%	2
MINUTECLINIC DIAGNOSTIC OF NEW MEXICO LLC #7552		2			2
CVS NC5532POCT SUMMERFIELD		2			2
CHILDREN'S MEDICAL CENTER-EAST ORLANDO			2	100%	2
JEFFERSON WASHINGTON TOWNSHIP HOSPITAL		2			2
GIGI WOOD DAVIS DO-FAMILY MEDICINE		2			2

COVID-19: testing by laboratory

Data through Feb 25, 2021 verified as of Feb 26, 2021 at 09:25 AM

Data in this report are provisional and subject to change.

The numbers in the table below represent the number of Florida and non-Florida residents for whom test results were received by the Department of Health. A person can be tested by more than one laboratory and can have both positive and negative results. **Therefore, the sum of the numbers in each column will be larger than the total number of people tested.**

Reporting lab	Inconclusive	Negative	Positive	Percent positive	Total
RENFREW CENTERS INC		2			2
MEMORIAL HOSPITAL OF CARBONDALE			2	100%	2
PHYSICIANS CARE INC		1	1	50%	2
GILCHRIST COUNTY FIRE DEPARTMENT			2	100%	2
STARR CITY OF ROMA COMMUNITY CENTER			2	100%	2
Kroger 477 - The Little Clinic Fort Mitchell		2			2
MEDEXPRESS URGENT CARE - MARTINSVILLE		2			2
PALMS OF FT MYERS,THE			2	100%	2
ENT AND ALLERGY ASSOCIATES OF FLORIDA, LLC			2	100%	2
CVS TX7603POCT SAGINAW		2			2
AFFORDABLE PRIMARY CARE LLC		2			2
THOMASVILLE REGIONAL MEDICAL CENTER		2			2
MEDEXPRESS URGENT CARE - LINCOLN VILLA		2			2
FL DEPT OF HEALTH MARION COUNTY MOBILE HEALTH UNIT			2	100%	2
MIDWAY PRIMARY CARE LLC		2			2
CVS IL7017POCT BLOOMINGTON		2			2
STARR COUNTY MEMORIAL HOSPITAL			2	100%	2
EXPRESS CARE OF THE SHOALS		1	1	50%	2
University Plaza Rehabilitation and Nursing			2	100%	2
CVS NJ837POCT MARLTON		2			2
COVANCE			2	100%	2
JRS LABORATORY			2	100%	2
POMERENE HOSPITAL			2	100%	2
HUMILITY OF MARY HEALTH PARTNERS			2	100%	2
University Center East			2	100%	2
LIFESPRING COMMUNITY HEALTH		2			2
PREMIER MEDICAL LABORATORY			2	100%	2
PREMIER PEDIATRICS			2	100%	2
HEALTH PARTNERS REGIONAL HOSPITAL			2	100%	2
MEDEXPRESS URGENT CARE-MT PLEASANT		1	1	50%	2
CROSSROADS			2	100%	2
PANCARE HEALTH - FRANKLIN CO			2	100%	2
New Jersey Aim At Smg		2			2
VAULT HEALTH			2	100%	2
UNIVERSITY HEALTH SERVICES RIVER CAMPUS		2			2
WESTMINSTER SUNCOAST			2	100%	2
CLEAR LAKE REGIONAL MEDICAL CENTER			2	100%	2
Kroger 522 - The Little Clinic Gahanna		1	1	50%	2
PROSPECT URGENT CARE			2	100%	2
ST VINCENTS AMBULATORY CARE INC			2	100%	2
CAREWELL JW - WORCESTER LNC			2	100%	2
MEDICAL ASSOCIATES OF BREVARD DR S VYAS			2	100%	2
CVS OH4301POCT NORTHFIELD		2			2
NOVA SOUTHEASTERN UNIVERSITY - STUDENT MEDICAL CTR			2	100%	2
IMMEDIATE CARE PA		1	1	50%	2
CVS OH5457POCT POWELL		2			2

COVID-19: testing by laboratory

Data through Feb 25, 2021 verified as of Feb 26, 2021 at 09:25 AM

Data in this report are provisional and subject to change.

The numbers in the table below represent the number of Florida and non-Florida residents for whom test results were received by the Department of Health. A person can be tested by more than one laboratory and can have both positive and negative results. **Therefore, the sum of the numbers in each column will be larger than the total number of people tested.**

Reporting lab	Inconclusive	Negative	Positive	Percent positive	Total
UNIVERSITY COMMUNITY HEALTH SERVICES		1	1	50%	2
THE EDGEWATER AND WATERMAN VILLAGE			2	100%	2
CHAPPEL GROUP RESEARCH, THE		2			2
ROCKEFELLER UNIVERSITY CLINICAL GENOMICS LABORATOR		2			2
TRUSTBRIDGE			2	100%	2
SUNCOAST BLOOD BANK			2	100%	2
NEBRASKA MEDICAL CENTER			2	100%	2
UC CORAL GABLES			2	100%	2
GOLISANO PEDIATRICS PORT CHARLOTTE HARBOR		2			2
SOUTHEASTERN INSTITUTE OF RESTORATIVE MEDICINE		1	1	50%	2
JUST BELIEVE RECOVERY CENTER			2	100%	2
CARENOW LENEXA			2	100%	2
GEISINGER MEDICAL CENTER		2			2
APC PEDIATRICS			2	100%	2
MAYO CLINIC GROUP PRACTICE LABORATORY			2	100%	2
HOME ACCESS HEALTH			2	100%	2
STUART SURGERY CENTER, LLC			2	100%	2
CROSSROADS URGENT CARE DBA URGENT TEA		2			2
VALLEY BAPTIST MEDICAL CENTER: BROWNSVILLE			2	100%	2
LEE MEMORIAL HOSPITAL BLOOD GAS LAB			2	100%	2
Delaware Court Healthcare Center		2			2
Beth Sholom Home of Eastern Virginia		1	1	50%	2
MEDLOGIC, LLC		2			2
Holiday Retirement Home			2	100%	2
DNA DIAGNOSTICS CENTER		2			2
CVS KY4779POCT LOUISVILLE		2			2
CLEVELAND CLINIC FLORIDA LABORATORY			2	100%	2
STAGES OF LIFE MEDICAL INSTITUTE			2	100%	2
PARKLAND HEALTH & HOSPITAL			2	100%	2
NEMOURS CHILDRENS PRIMARY CARE			2	100%	2
MEDEXPRESS URGENT CARE - OMAHA N 72 ST		2			2
CVS NV8784POCT LAS VEGAS		1	1	50%	2
UT PATH			2	100%	2
MORRISTOWN MEMORIAL HOSPITAL		2			2
TALLAHASSEE MEMORIAL HEALTHCARE FAMILY MED RESIDENCY			2	100%	2
Church Creek SNF			2	100%	2
PM PEDIATRICS OF BAYSIDE PLLC - HOPEWELL JUNCTION		2			2
Van Wert Manor		2			2
BAPTIST HOSPITAL OF MIAMI MCI BROWARD LABORATORY			2	100%	2
MINUTE CLINIC DIAGNOSTIC OF VIRGINIA, LLC #6292		2			2
SOUTHSIDE FAMILY MEDICAL		2			2
FALCON HEALTH CENTER			2	100%	2
CVS SC4286POCT EASLEY		2			2
OELWEIN HEALTH CARE CENTER		2			2
SWEDISH COVENANT HOSPITAL			2	100%	2
TRINITAS REGIONAL MEDICAL CENTER		1	1	50%	2

COVID-19: testing by laboratory

Data through Feb 25, 2021 verified as of Feb 26, 2021 at 09:25 AM

Data in this report are provisional and subject to change.

The numbers in the table below represent the number of Florida and non-Florida residents for whom test results were received by the Department of Health. A person can be tested by more than one laboratory and can have both positive and negative results. **Therefore, the sum of the numbers in each column will be larger than the total number of people tested.**

Reporting lab	Inconclusive	Negative	Positive	Percent positive	Total
CVS M04850POCT SPRINGFIELD		2			2
MERCY HEALTH LAB		1	1	50%	2
ASCENSION ST VINCENT'S RIVERSIDE			2	100%	2
MEDEXPRESS URGENT CARE- COLUMBIA HEIGH		2			2
MEMORIAL HERMANN HOSPITAL			2	100%	2
MINUTECLINIC DIAGNOSTIC PA #7110		2			2
CHEROKEE COUNTY HEALTH AND REHAB CENTER		2			2
SYNEOS HEALTH			2	100%	2
EDGEWATER RETIREMENT MANOR			2	100%	2
NEMOURS CHILDREN'S URGEN CARE			2	100%	2
RAINY LAKE MEDICAL CENTER			2	100%	2
MARQUESA MEDICAL		2			2
DEER'S HEAD CENTER		2			2
BAYLOR COLLEGE OF MEDICINE			2	100%	2
BROOKS -TLC HOSPITAL SYSTEM			2	100%	2
Workmens Circle Multicare Center		2			2
NORTH OKALOOSA PHYSICIAN GRP - WALK IN CLINIC			2	100%	2
MERCY CONVENIENT CARE			2	100%	2
MIAMI DADE MEDICAL RESEARCH INSTITUTE			2	100%	2
Lakeside Oaks Care Center			2	100%	2
ACCESS MEDICAL GROUP OF FLORIDA CITY			2	100%	2
MATHER HOSPITAL			2	100%	2
NIAGARA APOTHECARY INC		2			2
LIFT HEALTH		2			2
CPL LABS			2	100%	2
CVS M08555POCT KANSAS CITY		2			2
CVS GA2279POCT SUWANEE		1			1
ALL CARE URGENT CARE			1	100%	1
Melbourne Terrace Rehabilitation Center			1	100%	1
ST. VINCENT HOSPITAL			1	100%	1
MY URGENT CARE CLINIC			1	100%	1
RAPID CITY REGIONAL HOSPITAL -579 ATTN. LABORATORY		1			1
RM PHARMACY SERVICES INC		1			1
CVS KS8601POCT OVERLAND PARK			1	100%	1
CHRISTIAN REST HOME ASSOC		1			1
CVS AZ33POCT TEMPE		1			1
GENEVA FAMILY HEALTH			1	100%	1
FLORIDA HOSPITAL ORMOND BEACH			1	100%	1
DOCTORS HEARING			1	100%	1
TMH URGENT CARE CENTER			1	100%	1
FLAGLER COUNTY BOARD OF COUNTY COMMISSIONERS			1	100%	1
MARK HOANG MD PA			1	100%	1
PAMC MICRO LAB			1	100%	1
PM PEDIATRICS OF BAYSIDE PLLC - BELLER		1			1
Mercy Manor Transition Center			1	100%	1
Essex Center for Rehabilitation and Healthcare		1			1

COVID-19: testing by laboratory

Data through Feb 25, 2021 verified as of Feb 26, 2021 at 09:25 AM

Data in this report are provisional and subject to change.

The numbers in the table below represent the number of Florida and non-Florida residents for whom test results were received by the Department of Health. A person can be tested by more than one laboratory and can have both positive and negative results. **Therefore, the sum of the numbers in each column will be larger than the total number of people tested.**

Reporting lab	Inconclusive	Negative	Positive	Percent positive	Total
PCG MOLECULAR			1	100%	1
FLORIDA CLINICAL LABORATORY INC DBA			1	100%	1
LAREDO EMERGENCY ROOM			1	100%	1
WARREN GENERAL HOSPITAL			1	100%	1
FRANKLIN CBOC			1	100%	1
SANTA MONICA CA-UCLA MC			1	100%	1
COMMUNITY HOSPITALS INDIANAPOLIS			1	100%	1
MY WELLNESS EXPRESS			1	100%	1
Walgreens #10988		1			1
Villa Maria			1	100%	1
MEADOWS PARK HEALTH AND REHABILITATION		1			1
ACCESS TOTAL CARE - PORTLAND			1	100%	1
SMA BEHAVIORAL HEALTH SERVICES INC		1			1
VALUE DRUGS GREENLAWN INC		1			1
MEMORIAL HERMANN SOUTHWEST HOSPITAL			1	100%	1
MEDOR/ACC SYNCHRONY			1	100%	1
PASCO COUNTY HEALTH DEPARTMENT			1	100%	1
CARESPOT - LEE VISTA			1	100%	1
EVERGREEN NURSING HOME		1			1
Kroger 569 - The Little Clinic Gallatin		1			1
Florence Home		1			1
MERCY - NORTH IOWA			1	100%	1
MEDEXPRESS URGENT CARE - WESTFIELD, E MAIN ST			1	100%	1
Victoria Manor		1			1
LITTLE COMPANY OF MARY HOSPITAL			1	100%	1
ALTA BATES SUMMIT MEDICAL CENTER CLINICAL LAB			1	100%	1
PRACTITIONERS IN MOTION			1	100%	1
BEVERLY ADVANCED PRACTICE NURSING		1			1
MINUTE CLINIC DIAGNOSTIC MED GRP OF CA		1			1
HALE KUPUNA HERITAGE HOME		1			1
WESTON COUNTY HEALTH SERVICES			1	100%	1
DOYLESTOWN HOSPITAL			1	100%	1
CONVENIENT MEDICAL AND HEALTH SERVICES			1	100%	1
CVS IN8669POCT INDIANAPOLIS		1			1
Signature Healthcare of Palm Beach			1	100%	1
HEALTH FIRST HOME CARE		1			1
CLERMONT HEALTH DEPARTMENT			1	100%	1
SPRINGBROOK HOSPITAL			1	100%	1
BEAUMONT HOSPITAL, GROSSE POINTE			1	100%	1
ST. PETERSBURG PEDIATRICS-SEMINOLE			1	100%	1
TARRYTOWN PHARMACY			1	100%	1
MID-FLORIDA PATHOLOGY LLC		1			1
MD NOW MEDICAL CENTERS, INC			1	100%	1
FELD ENTERTAINMENT			1	100%	1
FLORHAM PARK ENDOSCOPY CENTER		1			1
GADSDEN FAMILY PRACTICE		1			1

COVID-19: testing by laboratory

Data through Feb 25, 2021 verified as of Feb 26, 2021 at 09:25 AM

Data in this report are provisional and subject to change.

The numbers in the table below represent the number of Florida and non-Florida residents for whom test results were received by the Department of Health. A person can be tested by more than one laboratory and can have both positive and negative results. **Therefore, the sum of the numbers in each column will be larger than the total number of people tested.**

Reporting lab	Inconclusive	Negative	Positive	Percent positive	Total
MAIN STREET PHARMACY OF MARCELLUS, INC		1			1
ADVANCED URGENT CARE PLLC		1			1
OMNI HEALTHCARE URGENT CARE			1	100%	1
EVENING PEDIATRICS INC			1	100%	1
HIDALGO FAMILY CLINIC			1	100%	1
GAMMA HEALTHCARE, INC		1			1
OHIO VALLEY MANOR NURSING &		1			1
CVS TX7675POCT RED OAK			1	100%	1
FRESENIUS KIDNEY CARE FORT WALTON BEACH			1	100%	1
NABI		1			1
SAINT PETE MRI			1	100%	1
DONALSONVILLE HOSPITAL			1	100%	1
DOCTOR TODAY URGENT CARE			1	100%	1
Kroger 618 - The Little Clinic Trail Creek Village		1			1
RABI SINHA, MD		1			1
BAPTIST HEALTH PRIMARY CARE AT CUTLER BAY			1	100%	1
MEDEXPRESS URGENT CARE - LAWTON		1			1
CVS CA9823POCT SACRAMENTO		1			1
CARSON NURSING AND REHABILITATION CENTER		1			1
JOHN PETER SMITH HOSPITAL- OB TRIAGE			1	100%	1
ASHLEY PEDIATRICS DAY & NIGHT CLINIC			1	100%	1
HUDSON REGIONAL HOSPITAL			1	100%	1
MEMORIAL SATILLA HEALTH			1	100%	1
WAKE FOREST MEDICAL CENTER LABORATORY			1	100%	1
Kroger 682 - The Little Clinic Combs and Gantzel		1			1
DEPT OF VA MEDICAL CENTER - MIAMI			1	100%	1
BMC/NASSAU			1	100%	1
Aspire Physical Recovery Center at Cahaba River		1			1
COASTAL PEDIATRICS LLC			1	100%	1
HELIX URGENT CARE			1	100%	1
FRONT PORCH PEDIATRICS PLLC			1	100%	1
St. Anne Home		1			1
METROWEST MEDICAL CENTER - FRAMINGHAM			1	100%	1
CVS AZ5477POCT SURPRISE		1			1
RIVIERA BEACH HEALTH CENTER LAB			1	100%	1
MORNINGSIDE NURSING AND REHABILITATION		1			1
MEDEXPRESS URGENT CARE - ST CLAIR, CLOVER DR.		1			1
ORMOND PEDIATRICS PA			1	100%	1
DAYTONA BEACH CENTRA CARE			1	100%	1
MOBILE MEDICAL CLINIC			1	100%	1
NEMOURS CHILDREN'S PRIMARY CARE			1	100%	1
BRIAN C GRINER MD LLC			1	100%	1
NEW MILFORD HOSPITAL			1	100%	1
FIT4LIFE MEDICAL CENTER			1	100%	1
Kroger 410 - The Little Clinic Trinity		1			1
EILEEN TURBESSI MD PA		1			1

COVID-19: testing by laboratory

Data through Feb 25, 2021 verified as of Feb 26, 2021 at 09:25 AM

Data in this report are provisional and subject to change.

The numbers in the table below represent the number of Florida and non-Florida residents for whom test results were received by the Department of Health. A person can be tested by more than one laboratory and can have both positive and negative results. **Therefore, the sum of the numbers in each column will be larger than the total number of people tested.**

Reporting lab	Inconclusive	Negative	Positive	Percent positive	Total
WY RETIREMENT CENTER		1			1
HEALTH FIRST MEDICAL GROUP LLC			1	100%	1
Redwood Springs Healthcare			1	100%	1
COASTAL ER IX, PHYSICIANS PREMIER			1	100%	1
DR PHILLIPS CENTER FOR WELLNESS		1			1
CVS NC2749POCT CONCORD		1			1
CLEVELAND HEARTLAB			1	100%	1
Altenheim Senior Living		1			1
107TH PLACE GROUP HOME		1			1
SIGNATURE CARE MIDLAND			1	100%	1
ELATION HEALTH		1			1
NORTHEAST FLORIDA INTERNAL MEDICINE PA		1			1
WMC HEALTH GROUP INC			1	100%	1
NHC Chattanooga			1	100%	1
RAJ K PAI MD PA			1	100%	1
HARTFORD HEALTH CARE & REHABILITATION			1	100%	1
SCRIPTS PLUS INC DBA THE MEDICINE SHOP		1			1
MEMORIAL HOSPITAL OF TAMPA			1	100%	1
BIODORON LABORATORIES			1	100%	1
SUPERKIDS PEDIATRICS			1	100%	1
BROOKDALE AVONDALE (BU 04360)			1	100%	1
ATLANTIS VISION CENTER			1	100%	1
Kroger 524 - The Little Clinic Iron Bridge Road		1			1
COMMUNITY MEDICAL CARE			1	100%	1
BAYLOR SCOTT & WHITE ALL SAINTS MEDICAL CENTER FT			1	100%	1
Village Green Health & Rehabilitation		1			1
JACK M MATHENY II MD			1	100%	1
MISSION REGIONAL MEDICAL CENTER			1	100%	1
Metairie Healthcare Center			1	100%	1
ANY LAB TEST NOW JACKSONVILLE		1			1
MYCLINIC, INC			1	100%	1
GREYSTONE HOME HEALTH OF GREATER ORLANDO LLC		1			1
ST CATHERINE HOSPITAL LABORATORY			1	100%	1
PREMIER MOBILE HEALTH SERVICES, LLC			1	100%	1
TWIN			1	100%	1
WINNIFRED ASSISTED LIVING FACILITY INC		1			1
WOODHILLS LABS			1	100%	1
NHC HealthCare Anniston		1			1
MID-FLORIDA CANCER CENTERS		1			1
APPLECARE URGENT CARE KINGSLAND			1	100%	1
FAMILY MEDICINE AT KISSIMMEE		1			1
ADVENTHEALTH MEDICAL GROUP UROLOGY AT EAST ORLANDO		1			1
HARMONY HEALTHCARE ORLANDO INC		1			1
Alden North Shore			1	100%	1
OUCH URGENT CARE			1	100%	1
CVS OH6167POCT ASHLAND		1			1

COVID-19: testing by laboratory

Data through Feb 25, 2021 verified as of Feb 26, 2021 at 09:25 AM

Data in this report are provisional and subject to change.

The numbers in the table below represent the number of Florida and non-Florida residents for whom test results were received by the Department of Health. A person can be tested by more than one laboratory and can have both positive and negative results. **Therefore, the sum of the numbers in each column will be larger than the total number of people tested.**

Reporting lab	Inconclusive	Negative	Positive	Percent positive	Total
ROYAL CARE MEDICAL CENTER			1	100%	1
ASPIRUS WAUSAU HOSPITAL			1	100%	1
PARK AVENUE DERMATOLOGY NORTH			1	100%	1
EASTMAN HEALTHCARE & REHAB		1			1
CROSSROADS URGENT CARE PLLC		1			1
GENESIS MICROBIOLOGY LAB		1			1
CELEBRATION HOSPITAL			1	100%	1
BAXTER REGIONAL MEDICAL CENTER			1	100%	1
Kroger 379 - The Little Clinic Stony Brook		1			1
FAU MEMORY & WELLNESS CENTER			1	100%	1
SMITH KLINE			1	100%	1
SUMMIT LABORATORY			1	100%	1
ROSE MEDICAL CENTER LAB			1	100%	1
ALPHA 1 ANTITRYPSIN RESEARCH PROGRAM			1	100%	1
SAINT JOSEPHS HOSPITAL OF ATLANTA			1	100%	1
Central Park Healthcare & Rehabilitation Center		1			1
MEDEXPRESS URGENT CARE - RUSSELLVILLE, W MAIN ST		1			1
San Antonio Residence and Rehabilitation Center		1			1
SONNI'S PEDIATRICS			1	100%	1
PROGRESSIVE MEDICAL LAB LLC			1	100%	1
QC LABORATORY			1	100%	1
HAWAII DEPARTMENT OF HEALTH LAB			1	100%	1
CVS IL2297144CV CHICAGO		1			1
CAROMONT HEALTH			1	100%	1
FAMILY PHYSICIANS OF WINTER PARK, INC			1	100%	1
NULL			1	100%	1
Court House Center		1			1
SOUTH FLORIDA URGENT CARE CENTERS, LLC			1	100%	1
Englewood Health Care Center		1			1
MED-LAKE LABORATORY			1	100%	1
FREDERICK MEMORIAL HOSPITAL			1	100%	1
HOLSTON MEDICAL GROUP		1			1
KEATING SPORTS CENTER		1			1
KIDSVILLE PEDIATRICS III PA			1	100%	1
CVS TX1057POCT SAN ANTONIO		1			1
ORMOND BEACH DIALYSIS			1	100%	1
DUKE UNIVERSITY POINT OF CARE TESTING PROGRAM			1	100%	1
PLEASANT RIDGE MANOR WEST		1			1
HENRICO DOCTOR'S LABORATORY			1	100%	1
CLUB HEALTH AND REHABILITATION CENTER, THE		1			1
IVAN, MAYA			1	100%	1
NORWALK HOSPITAL			1	100%	1
INHEALTH LIFE SCIENCES LLC			1	100%	1
LAKE COMMUNITY ACTION AGENCY		1			1
BEST CARE COMMUNITY AND FAMILY HEALTH CENTER INC			1	100%	1
Bay View Nursing and Rehabilitation Center			1	100%	1

COVID-19: testing by laboratory

Data through Feb 25, 2021 verified as of Feb 26, 2021 at 09:25 AM

Data in this report are provisional and subject to change.

The numbers in the table below represent the number of Florida and non-Florida residents for whom test results were received by the Department of Health. A person can be tested by more than one laboratory and can have both positive and negative results. **Therefore, the sum of the numbers in each column will be larger than the total number of people tested.**

Reporting lab	Inconclusive	Negative	Positive	Percent positive	Total
ENCOMPASS HEALTH HOME HEALTH		1			1
VIRGINIA UROLOGY		1			1
CARE ADVANTAGE			1	100%	1
HAILE MEDICAL GROUP PA		1			1
BASCOM PALMER-MICRO LAB			1	100%	1
OKLAHOMA BLOOD INSTITUTE			1	100%	1
NULEASE MEDICAL SOLUTIONS			1	100%	1
URGENT CARE CENTER OF PORT ORANGE LLC			1	100%	1
DAVITA DIALYSIS-NORTH			1	100%	1
DIGNITY HEALTH GOHEALTH		1			1
SHP WESTCHESTER LLC		1			1
CENTRAL FLORIDA MEDICAL CARE			1	100%	1
BETHESDA HOSPITAL			1	100%	1
ARNOLD PALMER HOSPITAL LAB POCT		1			1
Accordius Health at Harrisonburg		1			1
CHATEAU MADELEINE - SENIOR LIVING & MEMORY CARE			1	100%	1
PINELLAS POINT NURSING AND REHAB CENTER			1	100%	1
EXPRESS LAB LIVINGSTON			1	100%	1
MEDONE URGENT CARE			1	100%	1
THE NEW JEWISH HOME		1			1
Lenbrook		1			1
GENESIS HOME HEALTH CARE SERVICES OF			1	100%	1
BLACKBAG DIGITAL HEALTH LLC		1			1
HOWELL BRANCH COURT			1	100%	1
FLORIDA ADVANCED MEDICAL AND DERM AESTHETICS LLC			1	100%	1
GENESEE COUNTY HEALTH DEPARTMENT		1			1
THE CENTER FOR DISCOVERY		1			1
BETHESDA HEALTH PHYSICIANS GROUP		1			1
CAREFIRST URGENT CARE - BEECHMONT			1	100%	1
MBMG OF WINTER HAVEN			1	100%	1
Ash Flat Healthcare and Rehabilitation Center			1	100%	1
WALMART PHARMACY 10-4554		1			1
Monument Health Strugis Care Center		1			1
MERCY MEDICAL CENTER INC			1	100%	1
JUPITER MEDICAL CENTER INC			1	100%	1
URGENT DOC -NACOGODOCHES CLINIC			1	100%	1
PEDIATRIC URGENT CARE CENTR OF FORT WORTH-LA GRAN			1	100%	1
CARTERSVILLE MEDICAL CENTER			1	100%	1
BATESVILLE - SHERWOOD URGENT CARE			1	100%	1
MEDEXPRESS URGENT CARE - WICHITA, N MAIZE RD		1			1
CHC			1	100%	1
KIDS CARE PEDIATRICS PA			1	100%	1
Woodstock Nursing and Rehabilitation Center		1			1
SIMPLY HEALTHCARE AND WELLNESS CLINIC, PC			1	100%	1
REELFOOT FAMILY WALK-IN CLINIC		1			1
GILCHRIST COUNTY JAIL		1			1

COVID-19: testing by laboratory

Data through Feb 25, 2021 verified as of Feb 26, 2021 at 09:25 AM

Data in this report are provisional and subject to change.

The numbers in the table below represent the number of Florida and non-Florida residents for whom test results were received by the Department of Health. A person can be tested by more than one laboratory and can have both positive and negative results. **Therefore, the sum of the numbers in each column will be larger than the total number of people tested.**

Reporting lab	Inconclusive	Negative	Positive	Percent positive	Total
NEW YORK CITY DEPARTMENT OF HEALTH			1	100%	1
Mary Anna Nursing Home		1			1
PALMA CEIA MED GROUP-SWANN		1			1
PENINSULA REGIONAL MED CTR LAB			1	100%	1
WELLPATH			1	100%	1
PENSACOLA PATHOLOGY		1			1
MEDCOR INC			1	100%	1
THE INTERNAL MEDICAL GROUP		1			1
Garden View Care Center at Dougherty Ferry		1			1
PRIMARY CARE GROUP LLC		1			1
KENNEDY BOULEVARD DIALYSIS			1	100%	1
FLAGLER MEDICAL ASSOCIATES PA			1	100%	1
PEACHEALTH LABORATORIES		1			1
Chateau Living Center			1	100%	1
CHILDRENS SPECIALIST PEDIATRIC PULMMOLOGY &			1	100%	1
LIFE CARE CENTER OF HILTON HEAD		1			1
MEDSTAR HEALTH URGENT CARE			1	100%	1
WINDSOR MANOR			1	100%	1
BAYFRONT HEAL WOUND CARE AND HYPERBARIC CENTER			1	100%	1
Crisp Regional Nursing and Rehab Center		1			1
FAMILY PRACTICE OF CENTRAL FLORIDA PA			1	100%	1
CAN COMMUNITY HEALTH LLC		1			1
EVANS FAMILY CARE PA			1	100%	1
MEA PRIMARY CARE PLUS BYRAM			1	100%	1
EUGENE T FINAN, MD			1	100%	1
Senatobia Healthcare & Rehab		1			1
SUMMER PLACE NURSING & REHABILITATION		1			1
DERMDX, DIV OF AURORA DIAGNOSTICS/BERNHARDT LAB		1			1
MINUTECLINIC DIAG OF IND, LLC #6250		1			1
PHYSICIANS PREMIER			1	100%	1
C A R E S		1			1
JPS HEALTH CENTER AT TRUE WORTH PLACE			1	100%	1
CENTRAL TX MEDICAL CENTER - LAB			1	100%	1
Bayou Vista Community Care Center			1	100%	1
WESTERN NEW YORK IMMEDIATE MEDICAL CAR		1			1
FAIRVIEW HOSPITAL			1	100%	1
ARISTACARE AT MANCHESTER		1			1
BAPTIST MEDICAL PLAZA AT WESTCHESTER			1	100%	1
Manor Care of Dallastown d/b/a ManorCare Health Services - Dallastown		1			1
STAMFORD HOSPITAL			1	100%	1
INDIANA STATE DEPARTMENT OF HEALTH CLINIC MICROBIOLOGY		1			1
PROGRESSIVE MEDICAL RESEARCH			1	100%	1
APPLECARE BRUNSWICK			1	100%	1
CHESAPEAKE REGIONAL MEDICAL CENTER			1	100%	1
DORA HOME CARE			1	100%	1
MEDEXPRESS URGENT CARE - CONWAY		1			1

COVID-19: testing by laboratory

Data through Feb 25, 2021 verified as of Feb 26, 2021 at 09:25 AM

Data in this report are provisional and subject to change.

The numbers in the table below represent the number of Florida and non-Florida residents for whom test results were received by the Department of Health. A person can be tested by more than one laboratory and can have both positive and negative results. **Therefore, the sum of the numbers in each column will be larger than the total number of people tested.**

Reporting lab	Inconclusive	Negative	Positive	Percent positive	Total
HCL LABORATORIES			1	100%	1
TRAVIS LEE THOMPSON MD			1	100%	1
TANGLEWOOD MANOR		1			1
Kroger 699 - The Little Clinic Smyrna		1			1
CFCH - FROSTPROOF			1	100%	1
NORTH BREVARD CHILDRENS MEDICAL CENTER			1	100%	1
CVS PA1074POCT KENNETT SQUARE		1			1
SPECTRUM LABORATORY			1	100%	1
THE TOLEDO HOSPITAL			1	100%	1
ATRIA TAMARAC			1	100%	1
Seal Rock Healthcare		1			1
SEATTLE-KING COUNTY			1	100%	1
CVS GA5622POCT DALLAS		1			1
MEMORIAL HOSPITAL LOS BANOS			1	100%	1
ST MARY'S OF SAGINAW		1			1
Robinson Terrace Rehabilitation and Nursing Center		1			1
BERKSHIRE MEDICAL CENTER			1	100%	1
WHEATON FRANCISCAN LABORATORY			1	100%	1
SONORAN DESERT PATHOLOGY			1	100%	1
WEST BOYNTON DIALYSIS			1	100%	1
MINUTECLINIC DIAGNOSTIC OF NH, LLC (CL		1			1
Kroger 086 - The Little Clinic Broomfield-Sheridan		1			1
MAYO MEDICAL LABORATORIES			1	100%	1
ATLANTIC DIAGNOSTICS			1	100%	1
TENNOVA ER - SANGO			1	100%	1
LPG COCONUT POINT - FAMILY/ INTERNAL MEDICINE		1			1
SAINT JOSEPH'S HOSPITAL AND MEDICAL CENTER		1			1
PALM BEACH DIGESTIVE ASSOCIATES			1	100%	1
FASTMED URGENT CARE			1	100%	1
IMMY LABS			1	100%	1
BROOKDALE FORT WALTON BEACH			1	100%	1
SIGNATURE CARE COLLEGE STATION			1	100%	1
MPMC LAB MICRO			1	100%	1
MEDEXPRESS URGENT CARE - LEOMINSTER		1			1
TITUS REGIONAL MEDICAL CENTER			1	100%	1
CHIPOLA QUICK CARE			1	100%	1
HEALTHCARE AND REHAB OF SANFORD			1	100%	1
LABORATORY COPORATION OF AMERICA			1	100%	1
MERRILL GARDENS AT CHAMPIONSGATE			1	100%	1
KENT		1			1
THE LITTLE CLINIC, LLC			1	100%	1
PORTAGE MEDICAL CENTER			1	100%	1
PEDIATRIC ASSOCIATES - JACKSONVILLE			1	100%	1
PALM BEACH DIABETES AND ENDOCRINE SPECIALISTS, PA			1	100%	1
INDIAN RIDGE		1			1
ST ANTHONY'S PINELLAS CARE CLINIC			1	100%	1

COVID-19: testing by laboratory

Data through Feb 25, 2021 verified as of Feb 26, 2021 at 09:25 AM

Data in this report are provisional and subject to change.

The numbers in the table below represent the number of Florida and non-Florida residents for whom test results were received by the Department of Health. A person can be tested by more than one laboratory and can have both positive and negative results. **Therefore, the sum of the numbers in each column will be larger than the total number of people tested.**

Reporting lab	Inconclusive	Negative	Positive	Percent positive	Total
Kroger 670 - The Little Clinic Powell		1			1
Cerentry Senior Care-White Bear Lake		1			1
Kroger 683 - The Little Clinic Foothills Plaza		1			1
US LABORATORIES			1	100%	1
BRISTOL REGINAL MEDICAL CENTER			1	100%	1
HEALTH GUAGE			1	100%	1
ARCADIA DIALYSIS CENTER			1	100%	1
SILVER SPRINGS SHORES DIALYSIS			1	100%	1
GSM OCED Subsection			1	100%	1
Raleigh Center (WV)			1	100%	1
LAKE VIEW COURT		1			1
SUNCOAST PRIMARY CARE LLC			1	100%	1
JUP Serology SubSection			1	100%	1
ATHENS LIMESTONE HOSPITAL		1			1
SEWALLS POINT PHARMACY INC			1	100%	1
COMMUNITY MEDICAL CENTER-ORANGE CITY		1			1
HALEYVILLE HEALTH CARE CENTER		1			1
KEY WEST BRANCH MEDICAL CLINIC			1	100%	1
TEVAPHARM			1	100%	1
BAYOU URGENT CARE			1	100%	1
HOLMES FAMILY PRACTICE PA			1	100%	1
JACKSON MADISON CO. GEN. HOSPITAL			1	100%	1
SURGERY CENTER, THE			1	100%	1
HUNEYCUTT FAMILY PRACTICE			1	100%	1
LITTLE FALLS HOSPITAL LABORATORY		1			1
SUN CLINICAL LABORATORIES			1	100%	1
SPECTRUM LUDINGTON			1	100%	1
FLORIDA HOME HEALTH			1	100%	1
CVS PA371POCT PHILADELPHIA		1			1
CANDLER HOSPITAL			1	100%	1
Henry County Health and Rehabilitation		1			1
TREASURE COAST INFECTIOUS DISEASE CONSULTANTS			1	100%	1
ER NEAR ME HULEN		1			1
CVS AZ7263POCT PHOENIX		1			1
BAPTIST HOSPITAL INTERNAL MEDICINE GULF BREEZE			1	100%	1
DAVENPORT PEDIATRICS CLERMONT			1	100%	1
BEAUMONT HOSPITAL			1	100%	1
Le Roy Village Green		1			1
THE LITTLE CLINIC LLC			1	100%	1
Kroger 390 - The Little Clinic North College Hill		1			1
HEALTHFORCE PARTNERS INC			1	100%	1
INTERIM HEALTHCARE OF PALM COAST			1	100%	1
SHANDS JACKSONVILLE CLINICAL CENTER			1	100%	1
PEDRO L ORTEGA MD PA			1	100%	1
HELGEMO & LIOU PEDIATRICS			1	100%	1
JAX FAMILY CARE		1			1

COVID-19: testing by laboratory

Data through Feb 25, 2021 verified as of Feb 26, 2021 at 09:25 AM

Data in this report are provisional and subject to change.

The numbers in the table below represent the number of Florida and non-Florida residents for whom test results were received by the Department of Health. A person can be tested by more than one laboratory and can have both positive and negative results. **Therefore, the sum of the numbers in each column will be larger than the total number of people tested.**

Reporting lab	Inconclusive	Negative	Positive	Percent positive	Total
METROPOLITAN			1	100%	1
HARDIN HEALTH INC		1			1
ANDERSON FAMILY MEDICINE			1	100%	1
SPRINGFIELD HOSPITAL			1	100%	1
SARASOTA MEMORIAL HOSPITAL		1			1
VISTA LAKE ASSISTED LIVING			1	100%	1
ORCHID TERRACE		1			1
DSI LABORATORIES-NAPLES-7TH			1	100%	1
SANTA ROSA PEDIATRICS			1	100%	1
USCG AIR STATION CLEARWATER CLINIC			1	100%	1
CVS AZ69POCT PEORIA		1			1
BLAKE AT PENSACOLA OPERATION CO, LLC, THE			1	100%	1
Acts Manor House		1			1
Elm Crest Senior Living Community		1			1
BAPTIST HEALTH MEDICAL PLAZA			1	100%	1
CVS OH4359POCT HUDSON		1			1
SPEARE MEMORIAL HOSPITAL			1	100%	1
CACERES SPECIALIZED GYNECOLOGY		1			1
BAYSHORE DIALYSIS			1	100%	1
WEST CARVER MEDICAL ASSOCIATES		1			1
Kroger 444 - The Little Clinic Dent		1			1
BREVARD COUNTY JAIL			1	100%	1
WALGREENS # 12338		1			1
FLORIDA HOSPITAL TRANSPLANT CENTER		1			1
REGIONAL MEDICAL LABORATORY			1	100%	1
OXY-GENLAB			1	100%	1
REHABILITATION CENTER OF SOUTH GEORGIA		1			1
Freedom Pointe at The Villages			1	100%	1
SELECT SPECIALTY HOSPITAL - ORLANDO SOUTH			1	100%	1
KEY BISCAIYNE PEDIATRIC ASSOCIATES INC			1	100%	1
SEACOAST PATHOLOGY PROFESSIONAL ASSOC		1			1
CYPRESS CREEK DIALYSIS CTR			1	100%	1
CLEVELAND CLINIC FLORIDA WAIVED			1	100%	1
UABC			1	100%	1
STONECREST MEDICAL CENTER		1			1
NEW YORK STATE DEPTARTMENT OF HEALTH			1	100%	1
Wedgewood Manor		1			1
ONSLOW COUNTY HEALTH DEPARTMENT			1	100%	1
INTERNAL MEDICINE GROUP OF CENTRAL FLORIDA			1	100%	1
HEALTHPARTNERS HUDSON CLINIC			1	100%	1
MAINE HEALTH AND ENVIRONMENTAL TESTING LABORATORY			1	100%	1
BRISTOL CHILDRENS CLINIC			1	100%	1
ADVENTHEALTH MEDICAL GROUP ADULT AND SENIOR HEALTH			1	100%	1
MD NOW URGENT CARE			1	100%	1
BLOOMIN BRANDS WELLNESS CENTER			1	100%	1
CENTRAL ALABAMA HEALTH CARE SYSTEM			1	100%	1

COVID-19: testing by laboratory

Data through Feb 25, 2021 verified as of Feb 26, 2021 at 09:25 AM

Data in this report are provisional and subject to change.

The numbers in the table below represent the number of Florida and non-Florida residents for whom test results were received by the Department of Health. A person can be tested by more than one laboratory and can have both positive and negative results. **Therefore, the sum of the numbers in each column will be larger than the total number of people tested.**

Reporting lab	Inconclusive	Negative	Positive	Percent positive	Total
THE HEART HOSPITAL BAYLOR PLANO			1	100%	1
Florence Nursing and Rehabilitation Center		1			1
MEDEXPRESS URGENT CARE - CABOT			1	100%	1
HEALTH NETWORK			1	100%	1
SOUTHEASTERN PATHOLOGY ASSOCIATES			1	100%	1
MINUTE CLINIC LLC #1909		1			1
WALGREENS # 11165		1			1
Kroger - KRO01100688			1	100%	1
Kroger - KRO03500568			1	100%	1
PRIME CARE FAMILY MEDICINE			1	100%	1
MEDEXPRESS URGENT CARE - LINCOLN		1			1
Kroger 465 - The Little Clinic Oakley		1			1
LAKESIDE MEDICAL CENTER		1			1
LAKEWOOD RANCH MEDICAL GROUP LLC			1	100%	1
LEHIGH PULMONARY ASSOCIATES			1	100%	1
VA OPTOMETRY CLINIC			1	100%	1
BRUNSWICK HEALTH AND REHABILITATION CE		1			1
Walgreens #9890		1			1
Springdale Village		1			1
Sage Bluff Health & Rehabilitation Center		1			1
ST. MARY MEDICAL CENTER		1			1
Ohman Family Living at Holly Assisted Living		1			1
SOPHIA MEDICAL ASSOCIATES, PC			1	100%	1
OMNICARE PHARMACY OF TEXAS 1, LP		1			1
BLOSSOMS ASSISTED LIVING 1 LLC			1	100%	1
SUREPOINT URGENT CARE PADRE ISLAND			1	100%	1
FAMILY MEDICAL CENTER		1			1
HIGHLANDS CLINICAL LABORATORY			1	100%	1
INNOVATIVE HEALTH DIAGNOSTIC OF CALIFORNIA			1	100%	1
LEELANAU OPCO, LLC		1			1
YOUR KIDS URGENT CARE			1	100%	1
ADVENTHEALTH MEDICAL GROUP FAMILY AND INTERNAL			1	100%	1
OMNI HEALTHCARE INC			1	100%	1
GOOD SAMARITAN SOCIETY-FOREST CITY		1			1
SOUTHERN SPRINGS HEALTH CARE		1			1
THE CHRIST HOSPITAL			1	100%	1
BLOOD SYSTEMS LABORATORIES			1	100%	1
MIAMI CHILDRENS HOSPITAL MIDTOWN OUTPATIENT CENTER			1	100%	1
Pinnacle Assisted Living			1	100%	1
STERLING HOUSE OF PORT ORANGE		1			1
LAKE LURE HEALTH CENTER			1	100%	1
KELLY			1	100%	1
FRESENIUS SOUTH FORT MYERS		1			1
Carrollton Manor Inc		1			1
MINUTECLINIC DIAG OF IND, LLC #4368		1			1
TRIPLE O RESEARCH INSTITUTE PA			1	100%	1

COVID-19: testing by laboratory

Data through Feb 25, 2021 verified as of Feb 26, 2021 at 09:25 AM

Data in this report are provisional and subject to change.

The numbers in the table below represent the number of Florida and non-Florida residents for whom test results were received by the Department of Health. A person can be tested by more than one laboratory and can have both positive and negative results. **Therefore, the sum of the numbers in each column will be larger than the total number of people tested.**

Reporting lab	Inconclusive	Negative	Positive	Percent positive	Total
MADISON FACILITY INC			1	100%	1
Chateau Girardeau			1	100%	1
Urgent Care 24/7 Orlando LLC			1	100%	1
SOUTH COUNTY MEDICAL CENTER			1	100%	1
Broomall Manor		1			1
CARENOW URGENT CARE-HENDERSONVILLE		1			1
WALGREENS #15291		1			1
MEDRITE MEDICAL CARE PC		1			1
CLARKSVILLE MANOR INC		1			1
THYROID SPECIALTY LABORATORY			1	100%	1
CVS MO8595POCT RAYMORE		1			1
BAPTIST MINOR MEDICAL CENTER			1	100%	1
NEW ULM MEDICAL CENTER			1	100%	1
METHODISM MIDLOTHIAN MEDICAL CENTER			1	100%	1
Big River Nursing and Rehab		1			1
PREVENTIVE CARDIOLOGY AND INTERNAL MEDICINE ASSOCI			1	100%	1
EXCEL URGENT CARE OF NJ, LLC		1			1
NORTH FLORIDA FAMILY MEDICINE			1	100%	1
BAYFRONT CARDIOVASCULAR ASSOCIATES			1	100%	1
RED BUG LAKE ROAD OVIEDO COVID			1	100%	1
Walgreens #9121		1			1
EMERALD HEALTH CARE		1			1
CVS HEALTH, #5962		1			1
CAROLINAS HEALTHCARE SYSTEM LAB			1	100%	1
BIOLOGICAL AND CHEMICAL EMERGENCIES LABORATORY			1	100%	1
SUNSHINE PEDIATRICS OF LUTZ			1	100%	1
PUBLIC HEALTH LABORATORIES			1	100%	1
BETHESDA DIALYSIS			1	100%	1
ASANTE THREE RIVERS MEDICAL CENTER LAB		1			1
LYSTER MAIN LAB, FT RUCKER		1			1
PROMUS DIAGNOSTICS, LLC			1	100%	1
BELLMORE PEDIATRICS		1			1
LAS PALMAS MEDICAL CENTER			1	100%	1
Hawthorne House		1			1
COMMUNITY			1	100%	1
Walgreens #3661		1			1
WALGREENS #15369		1			1
COLONIAL MEDICAL CENTER-EAST ORLANDO			1	100%	1
TRAFALGAR DIALYSIS			1	100%	1
Good Samaritan Society-Atkinson		1			1
Cottage of the Shoals		1			1
MID-SOUTH URGENT CARE, PLLC			1	100%	1
CFHC - FROSTPROOF			1	100%	1
SOUTHWEST REGIONAL PCR LABORATORY			1	100%	1
Kroger 698 - The Little Clinic 14th Street/Bell		1			1
WINDMOOR HEALTHCARE			1	100%	1

COVID-19: testing by laboratory

Data through Feb 25, 2021 verified as of Feb 26, 2021 at 09:25 AM

Data in this report are provisional and subject to change.

The numbers in the table below represent the number of Florida and non-Florida residents for whom test results were received by the Department of Health. A person can be tested by more than one laboratory and can have both positive and negative results. **Therefore, the sum of the numbers in each column will be larger than the total number of people tested.**

Reporting lab	Inconclusive	Negative	Positive	Percent positive	Total
Masonic Medical Research Institute			1	100%	1
BETHESDA HOSPITAL EAST BLOOD GAS LAB			1	100%	1
WOMENS CARE FLORIDA LLC			1	100%	1
Kroger 667 - The Little Clinic Litchfield Park		1			1
Kroger 539 - The Little Clinic Memorial Blvd.		1			1
ANDREWS			1	100%	1
CLINTON DRUG STORE		1			1
OAKWOOD HOSPITAL - SOUTHSORE			1	100%	1
IDAHO HEALTH DEPARTMENT			1	100%	1
Oakview Manor Health and Rehab		1			1
C V S / PHARMACY #833		1			1
HANCOCK REGIONAL HOSPITAL		1			1
MARYWOOD HEIGHTS		1			1
WELL-KEY URGENT CARE SEVIERVILLE			1	100%	1
LANTANA HC LAB			1	100%	1
MINUTECLINIC DIAGNOSTIC, PA		1			1
Central Alabama Veterans HCS - East Campus		1			1
CLINICAL LABORATORY DEPARTMENT			1	100%	1
FLORIDA FAMILY LABORATORY		1			1
ST JOHNS PEDIATRICS PA		1			1
Fairhope		1			1
SPARTANBURG REGIONAL MEDICAL CENTER			1	100%	1
Port Orange Nursing And Rehab Center			1	100%	1
CHI MEMORIAL HOSPITAL CHATTANOOGA			1	100%	1
MEMORIAL HERMANN KATY HOSPITAL			1	100%	1
WEST VIRGINIA UNIVERSITY HOSPITALS			1	100%	1
Arch Plaza Nursing and Rehabilitation Center			1	100%	1
MEDEXPRESS URGENT CARE, MOSSIDE		1			1
777 URGENT CARE			1	100%	1
BORINQUEN HEALTH CENTER			1	100%	1
SAINT LEO UNIVERSITY INCORPORATED			1	100%	1
MINUTECLINIC DIAGNOSTIC OF VIRGINIA, LLC #1980		1			1
APPLING NURSING & REHABILITATION PAVIL		1			1
Crowne Health Care of Mobile		1			1
PSL JAX BEACH OPERATIONS LLC			1	100%	1
RIVERTON CBOC			1	100%	1
TENNOVA HEALTHCARE - CLEVELAND			1	100%	1
SHRIVERS PHARMACY AND WELLNESS CENTER			1	100%	1
Valley View Health and Rehabilitation, LLC		1			1
Riverside Nursing & Rehabilitation Center		1			1
ADVANCE GASTROENTEROLOGY			1	100%	1
FAIRFIELD MEDICAL CENTER			1	100%	1
PENROSE HOSPITAL			1	100%	1
SUNY AT STONY BROOK			1	100%	1
PROVIDENCE HOSPITAL			1	100%	1
KANA MEDICAL			1	100%	1

COVID-19: testing by laboratory

Data through Feb 25, 2021 verified as of Feb 26, 2021 at 09:25 AM

Data in this report are provisional and subject to change.

The numbers in the table below represent the number of Florida and non-Florida residents for whom test results were received by the Department of Health. A person can be tested by more than one laboratory and can have both positive and negative results. **Therefore, the sum of the numbers in each column will be larger than the total number of people tested.**

Reporting lab	Inconclusive	Negative	Positive	Percent positive	Total
CLINICAL MICROBIOLOGY LAB FAIRVIEW UNIVERSITY HOSPITAL			1	100%	1
TALLAHASSEE DIALYSIS		1			1
Glen Oaks Health and REhabilitation		1			1
Kroger 777 - The Little Clinic Shelbyville		1			1
J F K PEDIATRICS			1	100%	1
CHILDRENS HEALTHCARE CTE OF NORTHERN		1			1
Oak Hill Health & Rehabilitation Center			1	100%	1
ST JOHNS MEDICAL CENTER		1			1
ELITE MEDICAL LABORATORY SOLUTIONS LLC			1	100%	1
Kroger 527 - The Little Clinic Hwy 70 S.		1			1
Accordius Health at Gastonia			1	100%	1
ARIZA WELLNESS CARE LLC			1	100%	1
BASCOM PALMER EYE INSTITUTE			1	100%	1
CAREHERE HUDSON BAY			1	100%	1
Lenawee Medical Care Facility		1			1
HOLYOKE MEDICAL CENTER			1	100%	1
LAB. CORP. OF AMERICA			1	100%	1
PARKWAY REGIONAL MEDICAL CENTER LAB			1	100%	1
Birmingham Nursing and Rehabilitation East LLC		1			1
1ST MED DOTHAN			1	100%	1
NEMOURS CHILDRENS URGENT CARE			1	100%	1
TRIHEALTH			1	100%	1
Sunnybrook Rehabilitation Center			1	100%	1
DOCTORS MEMORIAL HOSP HOME HEALTH CARE		1			1
EAST END PEDIATRICS		1			1
Bivins Pointe			1	100%	1
VISTA DEL SOL MED ASSOC		1			1
ULTIMATE ANALYSIS LABORATORY			1	100%	1
OPTIMAL MEDICINE INC		1			1
SPECIALTY DRUG TESTING			1	100%	1
HSRE-ASL CASSELBERRY TRS, LLC			1	100%	1
Ashland Place Health and Rehabilitation, LLC		1			1
El Paso Health Care Center			1	100%	1
HALIFAX HEALTH PRIMARY CARE			1	100%	1
CVS MA920POCT CLINTON		1			1
SUN CITY DIAGNOSTIC CENTER			1	100%	1
WELLINGTON WEST 100176			1	100%	1
Kroger - KRO03400316			1	100%	1
WELLOW URGENT CARE-OSWEGO			1	100%	1
Remarkable Healthcare Dallas			1	100%	1
BAPTIST HEALTH PRIMARY CARE AT DORAL			1	100%	1
PUTNAM CO HOSPITAL-D/B/A ASBURY TOWERS		1			1
INTERNAL MEDICINE ASSOCIATES		1			1
Medicalodges Neosho			1	100%	1
ABSOLUTE QUICK CARE			1	100%	1
HIGHLAND PARK LAKEWOOD PRESTON HOLLOW			1	100%	1

COVID-19: testing by laboratory

Data through Feb 25, 2021 verified as of Feb 26, 2021 at 09:25 AM

Data in this report are provisional and subject to change.

The numbers in the table below represent the number of Florida and non-Florida residents for whom test results were received by the Department of Health. A person can be tested by more than one laboratory and can have both positive and negative results. **Therefore, the sum of the numbers in each column will be larger than the total number of people tested.**

Reporting lab	Inconclusive	Negative	Positive	Percent positive	Total
WESTOX LABS		1			1
ORDRS, INC.			1	100%	1
CVS IL2297652CV CHICAGO		1			1
Maple Lane Nursing Home		1			1
CHATSWORTH ASSISTED LIVING COMMUNITY AT PGA NATIONAL			1	100%	1
LIFE CARE CENTER OF GWINNETT		1			1
PALM SPRINGS GENERAL HOSPITAL			1	100%	1
WILMINGTON NURSING AND REHAB			1	100%	1
OCEAN MEDICAL CENTER		1			1
FREEPORT ER DOX URGENT CARE		1			1
SHANNON CLARK OD, PA			1	100%	1
POETS WALK SARASOTA			1	100%	1
CARENOW MIDTOWN			1	100%	1
THE MEDICAL CENTER			1	100%	1
USF PHYSICIANS GROUP			1	100%	1
St. Catherine's manor of Findlay		1			1
SKY LAKES MEDICAL CENTER		1			1
ACCESS FAMILY CARE LLC			1	100%	1
SHAW MEDICAL GROUP LLC			1	100%	1
THEDACARE FAMILY MEDICINE GATEWAY			1	100%	1
GILBERT MEDICAL GROUP			1	100%	1
HOUSTON MEDICAL CENTER			1	100%	1
NORTH PALM CHIDRENS PHYSICIANS			1	100%	1
MEDICAL EXAMINERS OFFICE, LEESBURG			1	100%	1
NORTH SHORE HEMATOLOGY-ONCOLOGY ASSOCIATES PC		1			1
EASTGENE LABORATORIES		1			1
WORKFORCE HEALTH DEPARTMENT			1	100%	1
ISLAND NURSING HOME			1	100%	1
NORTH WEST FLORIDA DIAGNOSTIC ENOCRINOLOGY CLINIC			1	100%	1
Kroger 588 - The Little Clinic Thompsons Station		1			1
ATHENS MEDICAL CENTER			1	100%	1
AESTHETIC PHYSICIANS PC			1	100%	1
MEDICAL LIFE-INC GUIDEWELL EMERGENCY MEDICINE			1	100%	1
TITUSVILLE REHABILITATION AND NURSING CENTER		1			1
MINUTE CLINIC DIAGNOSTIC PA			1	100%	1
ORLANDO HEALTH MEDICAL GROUP			1	100%	1
LANGLEY DIALYSIS			1	100%	1
DEVITA		1			1
MEDICAL CITY NORTH HILLS			1	100%	1
PRISMA HEALTH TUOMEY LABORATORY			1	100%	1
WEST PALM BEACH PHARMACEUTICALS LLC			1	100%	1
MINUTECLINIC DIAGNOSTIC OF KANSAS, PC		1			1
EXACCARE KINGSTON, LLC			1	100%	1
SOLARIS HEALTHCARE PLANT CITY		1			1
ALL PRO ORTHOPEDICS & SPORTS MEDICINE, PA			1	100%	1
SYNAPSE ANALYTICAL LABS		1			1

COVID-19: testing by laboratory

Data through Feb 25, 2021 verified as of Feb 26, 2021 at 09:25 AM

Data in this report are provisional and subject to change.

The numbers in the table below represent the number of Florida and non-Florida residents for whom test results were received by the Department of Health. A person can be tested by more than one laboratory and can have both positive and negative results. **Therefore, the sum of the numbers in each column will be larger than the total number of people tested.**

Reporting lab	Inconclusive	Negative	Positive	Percent positive	Total
BLACKBERRY CENTER, THE		1			1
GWINNETT MEDICAL CENTER			1	100%	1
TILLAMOOK COUNTY GENERAL HOSPITAL LAB		1			1
ATHENA PLASTIC SURGERY		1			1
BUFFALO VAMC			1	100%	1
CVS CA9497POCT IRVINE		1			1
ADVENTHEALTH MEDICALGROUP PEDIATRICS AT ORLANDO		1			1
LABORATORIO BUENA SALUD			1	100%	1
GENOTOX LABORATORIES		1			1
Kroger 907 - The Little Clinic Holland		1			1
PALOMAR MEDICAL CENTER			1	100%	1
ENZO LABS INC			1	100%	1
SAN JOSE CLINIC		1			1
WATERTOWN URGENT CARE		1			1
LAKE SUCCESS EXTENDED CARE		1			1
ERIE COUNTY EMERGENCY SERVICES DIV OF		1			1
CHAMBREL AT PINECASTLE			1	100%	1
ADVANCE HEALTH AND WELLNESS SOLUTIONS			1	100%	1
NF Escambia, LLC DBA Olive BranchHealth and Rehabilitaion Center			1	100%	1
SELECT MEDICAL CLINIC			1	100%	1
ADVANCED CARDIOVASCULAR DIAGNOSTICS OF FL			1	100%	1
NORTH SHORE MEDICAL CENTER - SALEM HOSPITAL			1	100%	1
REGENTS PARK OF JACKSONVILLE			1	100%	1
BRUCE S WEST MD			1	100%	1
SOUTH TEXAS HEALTH SYSTEM ER - WARE ROAD			1	100%	1
Washington County Nursing Home			1	100%	1
CVS IL5797POCT CAROL STREAM		1			1
NHC HealthCare St. Charles		1			1
ST JOSEPHS CHILDRENS HOSPITAL PEDI TRANSPORT			1	100%	1
WALGREENS #5130			1	100%	1
ST JOHN'S HOME CARE			1	100%	1
RAMBAM URGENT CARE			1	100%	1
HIGH DESERT COURT GROUP HOME			1	100%	1
EAST COAST INSTITUTE FOR RESEARCH LLC			1	100%	1
AUSTIN URGENT CARE			1	100%	1
SSC NASHVILLE OPERATING CO LLC D/B/A		1			1
QUALITY LAB			1	100%	1
QUEST INC			1	100%	1
Bolingreen Health and Rehabilitation		1			1
HEALTH EXPRESS		1			1
GEORGE WASHINGTON UNIVERSITY HOSPITAL			1	100%	1
CHILDREN'S MEMORIAL HOSPITAL			1	100%	1
HEALTHCARE ASSOCIATES OF IRVING, LLP			1	100%	1
HIGHLAND LABORATORY			1	100%	1
SAINT BARNABAS MEDICAL CENTER		1			1
POUDRE VALLEY HOSPITAL			1	100%	1

COVID-19: testing by laboratory

Data through Feb 25, 2021 verified as of Feb 26, 2021 at 09:25 AM

Data in this report are provisional and subject to change.

The numbers in the table below represent the number of Florida and non-Florida residents for whom test results were received by the Department of Health. A person can be tested by more than one laboratory and can have both positive and negative results. **Therefore, the sum of the numbers in each column will be larger than the total number of people tested.**

Reporting lab	Inconclusive	Negative	Positive	Percent positive	Total
Kroger 682 - The Little Clinic New Holland Market			1	100%	1
ADVANCED MEDICAL LABORATORIES (AML)			1	100%	1
VIVEX/UMTB BIOMEDICAL			1	100%	1
OPTUM MEDICAL CLINIC IN ROCKRIMMON			1	100%	1
CLIFTON-FINE HOSPITAL LABORATORY		1			1
Brynwood Health & Rehabilitation Center			1	100%	1
URGENT TEAM MANAGEMENT OF TENNESSEE, L			1	100%	1
FLAGLER CARE CENTER			1	100%	1
Walgreens #5421		1			1
ADVANCE MD CARE			1	100%	1
CHRISTIANA HOSPITAL		1			1
PANCARE HEALTH - BRUCE			1	100%	1
CVS MA299POCT WORCESTER		1			1
SHAH			1	100%	1
EAST CORE LAB			1	100%	1
Imperial Healthcare Centre			1	100%	1
DOCTORS HOSPITAL OF LAREDO			1	100%	1
HEARTLAND PHARMACY SEBRING			1	100%	1
WINTER PARK MEMORIAL HOSPITAL LABORATORY		1			1
LEXINGTON HOSPITAL CORPORATION			1	100%	1
CONWAY - SHERWOOD URGENT CARE			1	100%	1
GENESIS HEALTH SYSTEM			1	100%	1
FAMILY MEDICAL CENTERS			1	100%	1
MEDEXPRESS URGENT CARE-BRENTWOOD		1			1
TEXAS HEALTH ARLINGTON MEMORIAL HOSPITAL			1	100%	1
PEDRO MENENDEZ HEALTH CENTER AT ST JOHNS			1	100%	1
TMH PHYSICIAN PARTNERS WAKULLA			1	100%	1
FALKVILLE HEALTHCARE		1			1
OMAHA VA MEDICAL CENTER			1	100%	1
STANDIFER PLACE		1			1
PERRY COUNTY NURSING HOME		1			1
Life Care Center of Paradise Valley		1			1
PUBLIX PHARMACY #1114			1	100%	1
OMC PRIMARY CARE - HOSPITAL CAMPUS			1	100%	1
Heritage of Red Cloud		1			1
TEXAS HEALTH ARLINGTON MEMORIAL		1			1
ULTIMATE KIDNEY CARE			1	100%	1
MEDICAL ASSOCIATES OF CARTER		1			1
OCALA RKC EAST HEMO #1			1	100%	1
INDIGO PALMS			1	100%	1
Arlington Care Center			1	100%	1
KETTERING MEDICAL CENTER			1	100%	1
AVERA SACRED HEART HOSPITAL			1	100%	1
ST FRANCIS MEDICAL CENTER			1	100%	1
DIGESTIVE DISEASE CARE PC		1			1
VA Texas Valley Coastal Bend Harlingen HCC		1			1

COVID-19: testing by laboratory

Data through Feb 25, 2021 verified as of Feb 26, 2021 at 09:25 AM

Data in this report are provisional and subject to change.

The numbers in the table below represent the number of Florida and non-Florida residents for whom test results were received by the Department of Health. A person can be tested by more than one laboratory and can have both positive and negative results. **Therefore, the sum of the numbers in each column will be larger than the total number of people tested.**

Reporting lab	Inconclusive	Negative	Positive	Percent positive	Total
ST ANTHONY COMMUNITY HOSPITAL LAB		1			1
MULTICARE PHYSICIANS			1	100%	1
Brown Memorial Home		1			1
CITRONELLE HEALTH AND REHABILITATION CENTER		1			1
ADVENTHEALTH PHYSICIAN GROUP - APPLEWOOD			1	100%	1
ASSOCIATES IN INTERNAL MEDICINE PA			1	100%	1
Rio Grande City Nursing and Rehab Center			1	100%	1
ADVENTHEALTH SENIOR CARE AT ORMOND			1	100%	1
MEDEXPRESS URGENT CARE - BENTONVILLE		1			1
SPORTS MEDICINE CLINIC - U OF WYOMING			1	100%	1
PHYSICIANS PRIMARY CARE LEHIGH PEDS			1	100%	1
NORTH CAROLINA STATE LABORATORY OF PUBLIC HEALTH, SPECTRUM LAB NETWORK			1	100%	1
MEDEXPRESS URGENT CARE - LAWRENCE		1			1
Glenburn Home		1			1
GALVESTON COUNTY HEALTH DISTRICT			1	100%	1
RCP OF MEMORIAL WEST			1	100%	1
EXCEPTIONAL EMERGENCY CENTER			1	100%	1
GREATER TAMPA AT HOME			1	100%	1
EDGAR PRICE FAMILY & CHILDREN HEALTHCARE CENTER			1	100%	1
EASTSIDE MEDICAL CLINIC		1			1
Carington Park			1	100%	1
COLONIAL VILLA GOOD SAMARITAN CENTER		1			1
Orchid Cove at Naples			1	100%	1
CALIFORNIA PUBLIC HEALTH LABORATORY			1	100%	1
CORDOVA FAMILY PRACTICE			1	100%	1
VITAL CARE			1	100%	1
TEXAS HEALTH HARRIS METHODIST HOSPITAL			1	100%	1
Smg At Bridgewater Family Medicine		1			1
Mayfair Village Nursing Care Center		1			1
LANGLADE			1	100%	1
Heartland Health Care Center Jacksonville			1	100%	1
MEMORIAL HOSPITAL WEST			1	100%	1
ROSLYN INTERNAL MEDICINE		1			1
PENNY PEDIATRICS		1			1
LAB TEST KENDALL LLC		1			1
MID FLORIDA DERMATOLOGY ASSOCIATES PA			1	100%	1
CVS MA957POCT WEST SPRINGFIELD		1			1
CVS TX7288POCT DALLAS		1			1
PROGRESSIVE URGENT CARE, PC			1	100%	1
TMH REHABILITATION CENTER		1			1
EVEIXA DIAGNOSTICS			1	100%	1
CMC MERCY LABORATORY			1	100%	1
PEDIATRIC PARTNERS ZEPHYRHILLS			1	100%	1
FAMILY AND INTERNAL MEDICINE ASSOCIATES		1			1
LONESTAR 24HRER MANAGEMENT LLC DBA LONESTAR 24HRER			1	100%	1
NATIONAL INSTITUTES OF HEALTH CLINICAL CENTER			1	100%	1

COVID-19: testing by laboratory

Data through Feb 25, 2021 verified as of Feb 26, 2021 at 09:25 AM

Data in this report are provisional and subject to change.

The numbers in the table below represent the number of Florida and non-Florida residents for whom test results were received by the Department of Health. A person can be tested by more than one laboratory and can have both positive and negative results. **Therefore, the sum of the numbers in each column will be larger than the total number of people tested.**

Reporting lab	Inconclusive	Negative	Positive	Percent positive	Total
WALGREENS NO 10512			1	100%	1
Oregon Veterans Home The Dalles		1			1
UCH LAB			1	100%	1
CVS MA2401POCT MARSHFIELD		1			1
CAREWELL 203			1	100%	1
MEDEXPRESS URGENT CARE - BECKLEY		1			1
CELEBRATION FAMILY PHYSICIANS LLC			1	100%	1
Manassas Health & Rehab			1	100%	1
BEAUMONT REFERENCE LABORATORY			1	100%	1
Niles Nursing and Rehab. Center		1			1
YUMA REGIONAL MEDICAL CENTER			1	100%	1
VANAJA SUREDDI MD PA			1	100%	1
SC-GA2018 THE RIDGE REHABILITATION & H		1			1
LOGAN COUNTY HOSPITAL			1	100%	1
VCU HEALTH SYSTEM AUTHORITY - MCV HOSPITALS			1	100%	1
SOMA MEDICAL CENTER P.A. #4			1	100%	1
MOUNT SINAI MEDICAL CENTER OF FLORIDA, INC			1	100%	1
American Fork Care Center dba Heritage Care Center		1			1
Princeton Place			1	100%	1
KIOSK MEDICINE KENTUCKY LLC		1			1
EAST TENNESSEE STATE UNIVERSITY		1			1
Schenectady Center for Rehabilitation & Nursing		1			1
Mountain City Care and Rehabilitation Center		1			1
CVS CT1109POCT BETHEL		1			1
VIVIAN SIMMONS FAMILY PRACTICE			1	100%	1
ADVENTHEALTH HOME CARE WATERMAN			1	100%	1
Parkside Manor		1			1
Kroger 016 - The Little Clinic Centennial		1			1
MINUTE-CLINIC DIAGNOSTIC OF VIRGINIA, LLC #3949		1			1
FIVE STAR PREMIER RESIDENCES OF POMPANO BEACH			1	100%	1
ENCORE AT BOCA RATON, THE			1	100%	1
ROYAL PALM PEDIATRICS			1	100%	1
GOOD SAMARITAN HOSPITAL			1	100%	1
SENCARE MANAGEMENT		1			1
ASHLEY CLINICAL DIAGNOSTIC LABORATORY			1	100%	1
ADVANCED RESEARCH AND DIAGNOSTIC LABORATORY UNIVERSITY OF MINNESOTA			1	100%	1
PROVIDENCE PORTLAND MEDICAL CENTER		1			1
SOUTH DADE NURSING & REHABILITATION CENTER			1	100%	1
NSPIRE HEALTHCARE PLANTATION			1	100%	1
NORTH OKALOOSA CLINIC CORP		1			1
ABSOLUTE CAREGIVERS HOME HEALTH AGENCY INC			1	100%	1
ALLIANCE LABORATORY SERVICES			1	100%	1
DISCOVERY AT HOME, LLC			1	100%	1
RURAL/METRO MIDSOUTH,		1			1
LAMARQUE DIALYSIS			1	100%	1
Kroger 353 - The Little Clinic Harpers Point		1			1

COVID-19: testing by laboratory

Data through Feb 25, 2021 verified as of Feb 26, 2021 at 09:25 AM

Data in this report are provisional and subject to change.

The numbers in the table below represent the number of Florida and non-Florida residents for whom test results were received by the Department of Health. A person can be tested by more than one laboratory and can have both positive and negative results. **Therefore, the sum of the numbers in each column will be larger than the total number of people tested.**

Reporting lab	Inconclusive	Negative	Positive	Percent positive	Total
CARING PROFESSIONAL HEALTH CARE LLC		1			1
AVON PARK CLUSTER		1			1
ALABAMA REFERENCE LAB			1	100%	1
Consulate Health Care of Tallahassee			1	100%	1
DOCTORS CENTER PA,THE		1			1
CORNERSTONE DRUG AND GIFT INC		1			1
SUPREME MEDICAL GROUP PLLC			1	100%	1
PROGENESIS INC			1	100%	1
SUMMERFIELD PAIN MANAGEMENT			1	100%	1
Ravenwood Speciality Care		1			1
TIMPANOGOS REGIONAL HOSPITAL			1	100%	1
FOUNDATION LABORATORY			1	100%	1
CERMAK HEALTH SERVICES			1	100%	1
Baypoint Healthcare Center			1	100%	1
Kroger 409 - The Little Clinic Hebron Marketplace			1	100%	1
ST MICHAEL'S ELITE MEDICAL HOSPITAL			1	100%	1
MARTIN MEM FAMILY CARE AT ST LUCIE W			1	100%	1
FIRST CARE WALK IN CLINIC LLC			1	100%	1
DE TAR HOSPITAL			1	100%	1
Trucare Living Centers - Columbus		1			1
MALUHIA		1			1
NEW HORIZON PRIMARY CARE LLC			1	100%	1
PM PEDIATRICS OF BAYSIDE, PLLC - RIVE		1			1
Salem Hills Rehabilitation and Nursing Center		1			1
2504-HOMEWOOD		1			1
WESTCOAST FAMILY PRACTICE		1			1
Lopatcong Center		1			1
Kroger 894 - The Little Clinic NEC		1			1
GATEWAY FAMILY HEALTH CLINIC			1	100%	1
TUNIS STREET GROUP HOME		1			1
COVE AT THE MARBELLA,THE			1	100%	1
USA Healthcare LTC, LLC - Folsom Center for Rehabilitation & Healthca		1			1
ADVANCE CARDIOVASCULAR IMAGING, INC			1	100%	1
ELKTON TRANSITIONAL CARE CENTER		1			1
SACRED HEART MEDICAL CENTER			1	100%	1
MIAMI-DADE COUNTY HEALTH DEPT.		1			1
Cornerstone at the Ranch		1			1
RENOWN REGIONAL MEDICAL CENTER			1	100%	1
ELEMENTS PHARMACY			1	100%	1
PROVIDENCE ST. PATRICK HOSPITAL			1	100%	1
Sherwood Oaks Health Center			1	100%	1
ABRAKIDABRA KIDS CLINIC			1	100%	1
CVS NE2741POCT LA VISTA		1			1
EH FARGO HOSPITAL LABORATORY			1	100%	1
BROOKSVILLE REGIONAL HOSPITAL			1	100%	1
NEW YORK UNIVERSITY MEDICAL CENTER			1	100%	1

COVID-19: testing by laboratory

Data through Feb 25, 2021 verified as of Feb 26, 2021 at 09:25 AM

Data in this report are provisional and subject to change.

The numbers in the table below represent the number of Florida and non-Florida residents for whom test results were received by the Department of Health. A person can be tested by more than one laboratory and can have both positive and negative results. **Therefore, the sum of the numbers in each column will be larger than the total number of people tested.**

Reporting lab	Inconclusive	Negative	Positive	Percent positive	Total
CENTRAL CAROLINA HOSPITAL			1	100%	1
Eddy Memorial Geriatric Center		1			1
FREDERICK AVENUE GROUP HOME		1			1
ALBANY MEDICAL CENTER			1	100%	1
Kroger 407 - The Little Clinic Lexington		1			1
UNIVERSITY OF VERMONT MEDICAL CENTER			1	100%	1
SEASONS HOSPICE AND PALLIATIVE CARE OF			1	100%	1
CATSKILL REGIONAL MEDICAL CENTER		1			1
PALM BEACH COUNTY SHERIFF OFFICE			1	100%	1
ST. MICHAEL'S ELITE HOSPITAL			1	100%	1
Kroger 359 - The Little Clinic Bellevue		1			1
CVS IL8750POCT CHICAGO		1			1
BOLLES SCHOOL, THE			1	100%	1
UW MEDICINE CHU LAB			1	100%	1
FAITH FAMILY PRACTICE			1	100%	1
EXCEL URGENT CARE OF NJ			1	100%	1
WEST PENSACOLA DIALYSIS CENTER			1	100%	1
bishop rehabilitation and nursing center		1			1
HEARTLAND OF ZEPHYRHILLS FL, LLC			1	100%	1
ASSISTED LIVING AT TREZEVANT		1			1
DIVERSICARE OF BIG SPRINGS		1			1
MID FLORIDA COMMUNITY SERVICES			1	100%	1
Williamstown Commons			1	100%	1
TERRELL URGENT CARE			1	100%	1
JACKSBORO URGENT CARE			1	100%	1
PREMIER FAMILY AND SPORTS MEDICINE LLC			1	100%	1
Dulles Health and Rehab Center		1			1
NFRC CLINICAL LAB			1	100%	1
SACRED HEART HEALTH SYSTEMS INC			1	100%	1
WATERBURY HOSPITAL REFERENCE LAB			1	100%	1
5 STAR HOME HEALTH SERVICES INC		1			1
LRGHEALTHCARE		1			1
ANDERSON REGIONAL MEDICAL CENTER			1	100%	1
TREASURE COAST MEDICAL CONCIERGE LLC			1	100%	1
UPSON REGIONAL MEDICAL CENTER			1	100%	1
YOUR HEALTH PEDIATRICS			1	100%	1
PHOEBE PRIMARY CARE CAMILLA			1	100%	1
CVS OH3458POCT BEAVERCREEK		1			1
UNIVERSITY PLACE NURSING CENTER		1			1
CARINGPLUS HOMECARE LLC			1	100%	1
CVS NC7057POCT SHELBY		1			1
ST GERARD'S COMMUNITY OF CARE		1			1
CURELOGICS WOUND CARE & HYPERBARIC CENTER		1			1
Florida Baptist Retirement Center		1			1
TEMPUS_LABS			1	100%	1
GRAND VIEW HOSPITAL			1	100%	1

COVID-19: testing by laboratory

Data through Feb 25, 2021 verified as of Feb 26, 2021 at 09:25 AM

Data in this report are provisional and subject to change.

The numbers in the table below represent the number of Florida and non-Florida residents for whom test results were received by the Department of Health. A person can be tested by more than one laboratory and can have both positive and negative results. **Therefore, the sum of the numbers in each column will be larger than the total number of people tested.**

Reporting lab	Inconclusive	Negative	Positive	Percent positive	Total
PRIMARY CARE & PEDIATRICS - SHEPHERSTOWN		1			1
WALGREENS #01398			1	100%	1
SANTA BARABARA ALF LLC (THE WINDSOR)			1	100%	1
BAPTIST HEALTH EXPRESS CARE			1	100%	1
UHEALTH CARDIOLOGY			1	100%	1
ENCOMPASS HEALTH REHABILITATION HOSPITAL OF MIAMI			1	100%	1
LABTOX LABORATORIES			1	100%	1
Chestnut Ridge Nursing & Rehab		1			1
FLORIDA HOSPITAL LAB			1	100%	1
Grangeville Health and Rehab		1			1
FORT LOUDOUN PRIMARY CARE		1			1
MOUNT SINAI MEDICAL CENTER AVENTURA ER			1	100%	1
HABANA HEALTH CARE CENTER			1	100%	1
MAHONEY PEDIATRICS PA			1	100%	1
CSL PLASMA LAB			1	100%	1
CLEMENT MANOR HEALTH CENTER		1			1
LEE PHYSICIAN GROUP COLLEGE POINT		1			1
VELOCITY URGENT CARE - LITTLE CREEK			1	100%	1
Oakland Nursing and Rehabilitation Center		1			1
INFECTION CONTROL DEPT			1	100%	1
SAINT ALPHONSUS REGIONAL MEDICAL CENTER			1	100%	1
IVY CREEK HEALTHCARE & WELLNESS CENTRE			1	100%	1
MCH PHYSICIANS GROUP			1	100%	1
HELIX BIOMEDICS LLC			1	100%	1
VA COMMUNITY BASED CLINIC - LAKE CITY			1	100%	1
PRIMARY AND URGENT CARE			1	100%	1
Valley Center (WV)			1	100%	1
WEST COCOA PHARMACY			1	100%	1
MAYO CLINICAL LABORATORIES		1			1
HUNTSVILLE HOSPITAL			1	100%	1
DW MCMILLAN MEMORIAL HOSPITAL LABORATORY			1	100%	1
WEST BOCA MEDICAL CENTER			1	100%	1
CVS MA41POCT TAUNTON		1			1
SOUTHERN WINDS			1	100%	1
MIL LAKE HEALTHCARE CENTER INC PEDIATRICS			1	100%	1
CORPORATION OF AMERICA		1			1
COMMONWEALTH OF VIRGINIA DIVISION OF CONSOLIDATED LABORATORY SERVICES			1	100%	1
DELAWARE DEPARTMENT OF HEATH			1	100%	1
MEDCARE-GARNERS FERRY			1	100%	1
CLINICAL PATHOLOGY LABORATORIES SOUTHEAST INC			1	100%	1
ASSOCIATES MD MEDICAL GROUP INC			1	100%	1
CVS SC2250POCT COLUMBIA		1			1
SELF REGIONAL HEALTHCARE			1	100%	1
JP MORGAN CHASE HEALTH SERVICES			1	100%	1
FAMILY MEDICAL CENTER OF HOLLYWOOD PA			1	100%	1
Waters of Covington		1			1

COVID-19: testing by laboratory

Data through Feb 25, 2021 verified as of Feb 26, 2021 at 09:25 AM

Data in this report are provisional and subject to change.

The numbers in the table below represent the number of Florida and non-Florida residents for whom test results were received by the Department of Health. A person can be tested by more than one laboratory and can have both positive and negative results. **Therefore, the sum of the numbers in each column will be larger than the total number of people tested.**

Reporting lab	Inconclusive	Negative	Positive	Percent positive	Total
NORTH PALM BEACH DIALYSIS CENTER			1	100%	1
NEMOURS CHILDRENS PRIMARY CARE CLERMONT			1	100%	1
THE MEDICAL CENTER AT BOWLING GREEN			1	100%	1
RICHMOND MEDICAL CENTER FOR WOMEN		1			1
ASCENSION ST VINCENT'S - WESTSIDE			1	100%	1
UNIVERSITY OF IOWA HOSPITALS & CLINICS			1	100%	1
HALIFAX FAMILY HEALTH CENTER			1	100%	1
DEACONESS URGENT CARE CENTER			1	100%	1
CVS OH3980POCT KENT		1			1
CORPUS CHRISTI MEDICAL CENTER			1	100%	1
PREMIER PEDIATRICS LLC			1	100%	1
LABTEST LLC LABTEST DIAGNOSTICS			1	100%	1
CVS / PHARMACY #10794			1	100%	1
COUNTRYSIDE PEDIATRIC CARE PA			1	100%	1
Kroger 49 - The Little Clinic Wichita - 21st St.			1	100%	1
CARDIAC AND VASCULAR CONSULTANTS MD PA		1			1
LAKE MARY OPTUM FLORIDA			1	100%	1
ONPOINT URGENT CARE			1	100%	1
PRIMEX CLINICAL LABORATORIES INC			1	100%	1
Tremont Health & Rehabilitation Center		1			1
YOUR HEALTH PEDIATRICS INC			1	100%	1
CLEVELAND CLINIC OUTPATIENT LABORATORY			1	100%	1
ADVENTHEALTH CENTRA CARE POINCIANA			1	100%	1
CVS NE8626POCT LINCOLN		1			1
LOWER KEYS COMMUNITY HEALTH CENTER			1	100%	1
Kroger 518 - The Little Clinic Hermitage		1			1
MARTIN ARMY COMMUNITY HOSPITAL			1	100%	1
Kroger 717 - The Little Clinic Dolphin Drive			1	100%	1
ST JOHNS EPISCOPAL HOSPITAL SOUTH SHORE		1			1
CARESPOT - OCOEE			1	100%	1
PANCARE HEALTH - CARR ELEM & MIDDLE SCHOOL			1	100%	1
LOUIS A JOHNSON VAMC		1			1
NORTHEAST FLORIDA HEALTH SERVICES			1	100%	1
KROGER 785 - THE LITTLE CLINIC DIXIE HWY		1			1
OAK HAVEN REHAB AND NURSING CENTER			1	100%	1
UT HEALTH RGV CLINICAL LABORATORY			1	100%	1
The Carrington		1			1
GULF COUNTY HEALTH DEPARTMENT			1	100%	1
CVS AZ5892POCT LAWEEN		1			1
MAYO CLINIC OUTPATIENT DIALYSIS CENTER			1	100%	1
MCLEOD MEMORIAL HOSPITAL CLARENDON			1	100%	1
Country View of Sunbury			1	100%	1
CVS IN6555POCT BROWNSBURG		1			1
INTERMOUNTAIN HEALTHCARE LABORATORY SERVICES			1	100%	1
15 TO KNOW			1	100%	1
TRINITY URGENT CARE		1			1

COVID-19: testing by laboratory

Data through Feb 25, 2021 verified as of Feb 26, 2021 at 09:25 AM

Data in this report are provisional and subject to change.

The numbers in the table below represent the number of Florida and non-Florida residents for whom test results were received by the Department of Health. A person can be tested by more than one laboratory and can have both positive and negative results. **Therefore, the sum of the numbers in each column will be larger than the total number of people tested.**

Reporting lab	Inconclusive	Negative	Positive	Percent positive	Total
LAKE REGIONAL HEALTH			1	100%	1
LAB PLUS, LLC AT ASCENSION SAINT THOMA		1			1
MOSOLF PEDIATRICS PA			1	100%	1
PULMONARY MEDICINE		1			1
ACCESS HEALTH CARE PHYSICIANS, LLC		1			1
EMERGENCY CARE SERVICES LAB AT JFK MEDICAL CENTER			1	100%	1
METRO HEALTH HOSPITAL LABORATORY		1			1
BAPTIST EMERGENCY HOSPITAL - KELLY			1	100%	1
ROCKLEDGE HEALTH & REHABILITATION CENTER			1	100%	1
UF HEALTH - WILDLIGHT			1	100%	1
BALLAD HEALTH MEDICAL ASSOCIATES URGENT CARE			1	100%	1
INDIAN RIVER CLINICAL LABORATORY, INC.		1			1
GUIDEWELL EMERGENCY MEDICINE DOCTORS LLC #33			1	100%	1
ADVENTHEALTH MEDICAL GROUP OBSTETRICS			1	100%	1
MAJESTIC OAKS			1	100%	1
Alden Lincoln Park			1	100%	1
LANCASHIRE HALL NURSING AND REHABILITATION CENTER		1			1
WALGREENS #10308		1			1
ALIMETRIX INC		1			1
Parkview Care Center			1	100%	1
BAYSTATE REFERENCE LABORATORY			1	100%	1
WESTEX URGENT CARE, PLLC			1	100%	1
Autumn Care of Suffolk		1			1
THE CLINIC ON SIXTH			1	100%	1
PM PEDIATRICS PC			1	100%	1
MOUNT SINAI COMPREHENSIVE CANCER CENTER			1	100%	1
CSI LABORATORIES FLORIDA			1	100%	1
MEDEXPRESS URGENT CARE CHICOPEE			1	100%	1
Miller Health Care Center			1	100%	1
Birmingham Nursing & Rehab Center		1			1
LOURDES URGENT CARE			1	100%	1
LOPEZ		1			1
PATHLAB SERVICES			1	100%	1
MEDEXPRESS URGENT CARE - DERBY N ROCK		1			1
BNJ		1			1
PANCARE HEALTH - NORTHSIDE ELEMENTARY			1	100%	1
ANSWERS RESOURCE FACILITY		1			1
AFTER HOURS CLINIC			1	100%	1
HYDE PARK MEDICAL CENTER		1			1
			1	100%	1
SOMA MEDICAL CENTER PA #3 PALOMINO			1	100%	1
FLORIDA CLINICAL RESEARCH CENTER, LLC			1	100%	1
JOHNSON & JOHNSON VISION CARE-VISTAKON			1	100%	1
CHOTA COMMUNITY HEALTH SERVICES		1			1
POMPANO BEACH ARTIFICIAL KIDNEY CENTER			1	100%	1
LIFELINK TRANSPLANT INSTITUTE LAB			1	100%	1

COVID-19: testing by laboratory

Data through Feb 25, 2021 verified as of Feb 26, 2021 at 09:25 AM

Data in this report are provisional and subject to change.

The numbers in the table below represent the number of Florida and non-Florida residents for whom test results were received by the Department of Health. A person can be tested by more than one laboratory and can have both positive and negative results. **Therefore, the sum of the numbers in each column will be larger than the total number of people tested.**

Reporting lab	Inconclusive	Negative	Positive	Percent positive	Total
THE HOSPITALS OF PROVIDENCE EMERGENCY ROOM			1	100%	1
CONCENTRA - TAMPA EAST		1			1
SUNCOAST FAMILY MEDICAL ASSOCIATES			1	100%	1
CIRRUS DX			1	100%	1
KIDSVILLE PEDIATRICS IV PA		1			1
STEPHENS COUNTY HOSPITAL			1	100%	1
CEPERO PEDIATRICS PA			1	100%	1
CROZER-CHESTER MEDICAL CENTER			1	100%	1
CLEVELAND CLINIC OHIO LABORATORIES			1	100%	1
SANITAS RESEARCH LLC			1	100%	1
GOSHEN HOSPITAL			1	100%	1
HORIZON MEDICAL CENTER			1	100%	1
Kroger - KR062000426			1	100%	1
HERNANDO COUNTY HEALTH DEPT			1	100%	1
OAKMONT OF UNION SC, LLC		1			1
NORTHEAST GEORGIA HEALTH SYSTEM			1	100%	1
MONMOUTH MEDICALC ENTER		1			1
Kroger 57 - The Little Clinic Jay C Charlestown		1			1
FLORIDA HEALTH CARE MEDICAL GROUP		1			1
HATLEY HEALTH CARE, INC		1			1
ORLANDO PHYSICIAN NETWORK		1			1
MEDEXPRESS URGENT CARE - HADLEY		1			1
PALMETTO BAY MEDICAL CENTER			1	100%	1
BRANDON OUTREACH CLINIC			1	100%	1
CULVER CITY URGENT CARE			1	100%	1
CONNECTICUT PEDIATRICS @ CHC		1			1
UNIVERISTY HOSPITAL			1	100%	1
UNIVERSITY OF MARYLAND PATHOLOGY ASSOCIATES			1	100%	1
Waddell Nursing & Rehab Center		1			1
MODERN URGENT CARE			1	100%	1
ADVENTHEALTH MEDICAL GROUP SENIOR HEALTH AT			1	100%	1
BAPTIST HOSPITAL EAST			1	100%	1
DIAGNOSTIC GROUP INTEGRATED HEALTHCARE			1	100%	1
HILLSBORO MEDICAL CENTER MAIN LABORATO		1			1
NEVADA RURAL HOUSING AUTHORITY			1	100%	1
CENTRAL FLORIDA ADULT MEDICINE		1			1
UF HEALTH THE VILLAGES			1	100%	1
Jersey City Medical Center		1			1
TLC MEDICAL			1	100%	1
NORTH FLORIDA CHILD DEVELOPMENT, INC			1	100%	1
MOSAIC MEDICAL CENTER MARYVILLE			1	100%	1
Caldwell Care		1			1
The Pines at Poughkeepsie Center for Nursing and Rehabilitation		1			1
QUICKCARE HEALTH, INC			1	100%	1
BL DIAGNOSTICS LLC			1	100%	1
BROOKDALE FORT MYERS LAKES PARK			1	100%	1

COVID-19: testing by laboratory

Data through Feb 25, 2021 verified as of Feb 26, 2021 at 09:25 AM

Data in this report are provisional and subject to change.

The numbers in the table below represent the number of Florida and non-Florida residents for whom test results were received by the Department of Health. A person can be tested by more than one laboratory and can have both positive and negative results. **Therefore, the sum of the numbers in each column will be larger than the total number of people tested.**

Reporting lab	Inconclusive	Negative	Positive	Percent positive	Total
MEDCOR, INC			1	100%	1
PARK AVENUE PEDIATRICS PC		1			1
CHIEFLAND MEDICAL CENTER			1	100%	1
CLINICAL CARE, INC			1	100%	1
Signature Healthcare of Georgetown		1			1
BOULDER COMMUNITY HOSPITAL			1	100%	1
CHILTON MEDICAL CENTER		1			1
BAYCARE OUTREACH LAB AT NEW TAMPA			1	100%	1
CARESOUTH HHA HOLDINGS OF THE TREASURE COAST LLC			1	100%	1
JMJ FAMILY PRACTICE			1	100%	1
Brookdale Southside			1	100%	1
CARE STATION MEDICAL GROUP		1			1
Longwood Community Living Center		1			1
HEALTHCARE FOR THE HOMELESS			1	100%	1
USC VERDUGO HILLS HOSPITAL			1	100%	1
TMH PHYSICIAN PARTNERS QUINCY			1	100%	1
Heartland of Perrysburg		1			1
SILVERMAN			1	100%	1
STEWARD FLORIDA ALF, INC			1	100%	1
CUSTOM SCRIPTS PHARMACY		1			1
FLAGLER PROFESSIONAL HEALTH CARE SERVICES INC		1			1
RIVERSIDE MEDICAL CENTER		1			1
FLORIDA DEPARTMENT OF HEALTH PALM BEACH COUNTY			1	100%	1
Falmouth By The Sea			1	100%	1
MEDEXPRESS URGENT CARE-MEADVILLE			1	100%	1
Community Compassion Center of Batesville			1	100%	1
SANFORD LABORATORIES WATERTOWN			1	100%	1
ALLIED PHYSICIANS GROUP		1			1
BROOKSHIRE, THE			1	100%	1
441 URGENT CARE CENTER - BROWNWOOD			1	100%	1
CVS NM7242POCT ALBUQUERQUE		1			1
CVS OH3306POCT AKRON		1			1
The Evangelical Lutheran Good Samaritan Society Prescott Village		1			1
NEMOURS CHILDREN'S PRIMARY CARE			1	100%	1
VILLAGES HEALTH SYSTEM, LLC, THE			1	100%	1
UHEALTH CORAL SPRINGS			1	100%	1
OCEANVIEW NURSING AND REHABILITAION CENTER			1	100%	1
EXAC CARE CROSSVILLE		1			1
Kroger 970 - The Little Clinic Westfield			1	100%	1
MEDEXPRESS-DOVER		1			1
CVS MA1095POCT AMHERST		1			1
A G RHODES HOME AT WESLEY WOODS		1			1
Dexter Health Care		1			1
FAMILY MEDICINE AT CELEBRATION		1			1
POINTE MEDICAL SERVICES INC			1	100%	1
SANTA CLARA VALLEY MEDICAL CENTER			1	100%	1

COVID-19: testing by laboratory

Data through Feb 25, 2021 verified as of Feb 26, 2021 at 09:25 AM

Data in this report are provisional and subject to change.

The numbers in the table below represent the number of Florida and non-Florida residents for whom test results were received by the Department of Health. A person can be tested by more than one laboratory and can have both positive and negative results. **Therefore, the sum of the numbers in each column will be larger than the total number of people tested.**

Reporting lab	Inconclusive	Negative	Positive	Percent positive	Total
MDS PHARMA SERVICES		1			1
MAURY REGIONAL MEDICAL CENTER		1			1
WAYNE COUNTY PUBLIC HEALTH		1			1
DIXIE REGIONAL MEDICAL CENTER			1	100%	1
RAYMOND F CARON MD			1	100%	1
GATEWAY LABORATORIES		1			1
ANMED HEALTH MEDICAL CENTER			1	100%	1
ST JOHN'S MEDICAL CENTER, TETON VILLAGE			1	100%	1
RELIANCE HOME HEALTH CARE INC		1			1
TRUCARE LIVING CENTERS - SELMA			1	100%	1
BRIGHAM YOUNG UNIV STUDENT HEALTH CTR			1	100%	1
PALM COTTAGE OPERATOR LLC			1	100%	1
Diversicare of Smyrna		1			1
HENRY FORD WEST BLOOMFIELD HOSPITAL			1	100%	1
WESLEY MEDICAL CENTER			1	100%	1
WINCHESTER URGENT CARE, PC		1			1
Walgreens #11724		1			1
MIDWAY SPECIALTY CARE CENTER INC		1			1
Ramsey Village		1			1
PPD CLINICAL RESEARCH UNIT			1	100%	1
IRA FIALKO DO			1	100%	1
MEDTOWN PHARMACY			1	100%	1
RYE BEACH PHARMACY INC		1			1
Victory Health and Rehabilitation			1	100%	1
Kroger 368 - The Little Clinic Frankfort West		1			1
WALKIN MEDICAL URGENT CARE,NEW CITY			1	100%	1
MID FLORIDA BIOLOGICALS			1	100%	1
AMERICAN DRUG TESTING LAB LLC			1	100%	1
BLUFFTON HEALTH CENTER			1	100%	1
BMC MAYPORT			1	100%	1
BRONSON METHODIST HOSPITAL			1	100%	1
DEVANSH LAB WERKS		1			1
Ideal Senior Living Center		1			1
PHYSICIANS URGENT CARE			1	100%	1
PRIORITY CARE LLC			1	100%	1
ALLEGHENY GENERAL HOSPITAL			1	100%	1
AL MANI HEALTH INSTUTUTE		1			1
MEMORIALCARE LONG BEACH MEDICAL CENTER			1	100%	1
DILELLA			1	100%	1
WAKULLA URGENT CARE & DIAGNOSTIC			1	100%	1
SIPERSTEIN DERMATOLOGY LLC			1	100%	1
SUNCOAST RESEARCH GROUP LLC			1	100%	1
ELKHART GENERAL HOSPITAL			1	100%	1
VA ST LOUIS HEALTH CARE SYSTEM			1	100%	1
UT HEALTH RIO GRANDE VALLEY PRIMARY CARE AT			1	100%	1
MEDPOST - NORTH DALLAS			1	100%	1

COVID-19: testing by laboratory

Data through Feb 25, 2021 verified as of Feb 26, 2021 at 09:25 AM

Data in this report are provisional and subject to change.

The numbers in the table below represent the number of Florida and non-Florida residents for whom test results were received by the Department of Health. A person can be tested by more than one laboratory and can have both positive and negative results. **Therefore, the sum of the numbers in each column will be larger than the total number of people tested.**

Reporting lab	Inconclusive	Negative	Positive	Percent positive	Total
NATION'S BEST CARE HOME HEALTH			1	100%	1
FAMILY MEDICAL CENTRE			1	100%	1
SKYRIDGE CLINICAL ASSOCIATES		1			1
Juniper Village at Bucks County		1			1
FLORIDA MEDICAL CLINIC PA GI			1	100%	1
DAYTONA BEACH DIALYSIS			1	100%	1
ENCOMPASS HEALTH REHABILITATION			1	100%	1
UMASS MEMORIAL MEDICAL CENTER, INC		1			1
Avera Sr. James Care Center		1			1
CARENOW-MONTGOMERY			1	100%	1
BETHESDA ON TURKEY CREEK			1	100%	1
WEST COAST CLINICAL LABS INC			1	100%	1
AUGUSTA HEALTH CLINICAL LABORATORY			1	100%	1
PALMETTO PRIMARY CARE PHYSICIANS			1	100%	1
Piqua Manor		1			1
SWIFTCARE URGENT CARE, PLLC			1	100%	1
JACKSONVILLE PEDIATRICS			1	100%	1
Lemont Nursing and Rehab Center			1	100%	1
MEDCARE QUALITY MEDICAL CENTER LLC			1	100%	1
ROSE HAVEN NURSING CENTER		1			1
CVS OK6225POCT EDMOND		1			1
PALMETTO CHARTER SCHOOL		1			1
Livingston County Center for Nursing and Rehabilitation		1			1
MISSOURI DEPT. OF HEALTH			1	100%	1
DORAL KIDNEY CENTER			1	100%	1
Village Crest Center for Health & Rehabilitation		1			1
SOMA MEDICAL CENTER PA #2 OAKLAND			1	100%	1
CVS KS8573POCT OVERLAND PARK		1			1
DEL PRADO MEDICAL CENTER, INC		1			1
TARRANT MEDICAL ASSOCIATES			1	100%	1
WEXFORD HEALTH SOURCES INC		1			1
NEW RIVER HEALTH DISTRICT			1	100%	1
EMERSON HOSPITAL LABORATORY			1	100%	1
ELAN MANATEE			1	100%	1
Heritage Health of Peru			1	100%	1
WYOMING COUNTY DEPARTMENT OF HEALTH		1			1
NORTH FL SOUTH GA HCS-LAKE CITY			1	100%	1
URGENT CARE OF FORT LAUDERDALE INC			1	100%	1
LOUISIANA STATE LAB			1	100%	1
SPINE & PAIN CONSULTANT PLLC		1			1
SUNCOAST BEHAVIORAL HEALTH CENTER			1	100%	1
SYNERGY DIALYSIS INC			1	100%	1
DOCTORS CARE – GREER		1			1
THE CHILDREN'S HOSPITAL OF PHILADELPHIA		1			1
NORTH SHORE HEMATOLOGY-ONCOLOGY ASSOCI		1			1
ABINGTON MEMORIAL HOSPITAL			1	100%	1

COVID-19: testing by laboratory

Data through Feb 25, 2021 verified as of Feb 26, 2021 at 09:25 AM

Data in this report are provisional and subject to change.

The numbers in the table below represent the number of Florida and non-Florida residents for whom test results were received by the Department of Health. A person can be tested by more than one laboratory and can have both positive and negative results. **Therefore, the sum of the numbers in each column will be larger than the total number of people tested.**

Reporting lab	Inconclusive	Negative	Positive	Percent positive	Total
AURORA HEALTH CARE METRO INC			1	100%	1
ADVENT HEALTH - OWASA			1	100%	1
LAB PLUS, LLC			1	100%	1
Orange City Nursing and Rehab Center			1	100%	1
EMPLOYEE WELLNESS PA			1	100%	1
SANFORD HOME		1			1
PEDIATRIC ASSOCIATES - DORAL			1	100%	1
SHARON REGIONAL MEDICAL CENTER			1	100%	1
ROAN MOUNTAIN MEDICAL CENTER			1	100%	1
AAA MEDICAL TESTING			1	100%	1
DIGNITY HEALING LLC			1	100%	1
SYNERGENE LABORATORY			1	100%	1
ACUPATH LABORATORIES INC			1	100%	1
PAUL C SCHWARTZ & MELVIN L WEIDMAN		1			1
NEW ERA COMMUNITY HEALTH CENTER LLC		1			1
LP ELIZABETHTON		1			1
VICTORIA PAIN AND REHABILITATION CENTER			1	100%	1
MARYWOOD NURSING CARE CENTER		1			1
MEDEXPRESS URGENT CARE - DANVILLE		1			1
MEDIPLUS CLINIC, INC			1	100%	1
ST VINCENT'S AMBULATORY CARE INC			1	100%	1
ACCESS 365 URGENT CARE LLC			1	100%	1
CONSULATE HEALTH CARE OF VERO BEACH			1	100%	1
MEDICAL SPECIALISTS OF THE PALM BEACHES INC			1	100%	1
BHS PHYSICIAN NETWORK			1	100%	1
LAKEVIEW REGIONAL HOSPITAL			1	100%	1
ALLIANCE MD DIRECT PRIMARY CARE			1	100%	1
CVS PA2687POCT EXTON		1			1
Kroger 97 - The Little Clinic Hutchinson		1			1
ASCARATE DIALYSIS			1	100%	1
MEDICAL ARTS LABORATORY			1	100%	1
Bethany Manor		1			1
ACCOMPLISHED HOME CARE		1			1
C V S / PHARMACY #4396		1			1
PLANT CITY FAMILY CARE		1			1
URGENTMED PLANTATION			1	100%	1
FLORIDA DIGESTIVE AND LIVER SPECIALISTS			1	100%	1
BAYLOR SCOTT AND WHITE MEDICAL CENTER -CENTENTENNIAL			1	100%	1
URGENT CARE OF KANSAS CITY			1	100%	1
ATMORE COMMUNITY HOSPITAL			1	100%	1
OCCUPATIONAL HEALTH CENTER		1			1
CROSS CREEK HEALTH CARE		1			1
PIONEER CLINICAL RESEARCH LLC			1	100%	1
MIDWEST COVENANT HOME, INC		1			1
FAST PACE URGENT CARE			1	100%	1
TITUSVILLE TOWERS ASSISTED LIVING		1			1

COVID-19: testing by laboratory

Data through Feb 25, 2021 verified as of Feb 26, 2021 at 09:25 AM

Data in this report are provisional and subject to change.

The numbers in the table below represent the number of Florida and non-Florida residents for whom test results were received by the Department of Health. A person can be tested by more than one laboratory and can have both positive and negative results. **Therefore, the sum of the numbers in each column will be larger than the total number of people tested.**

Reporting lab	Inconclusive	Negative	Positive	Percent positive	Total
Bethel Lutheran Nursing & Rehabilitation Center		1			1
GUTHRIE CORNING HOSPITAL LABORATORY		1			1
Troy Center for Rehabilitation & Nursing		1			1
HOLLAND COMMUNITY HOSPITAL		1			1
Vi at Aventura		1			1
Kroger 397 - The Little Clinic Frankfort East		1			1
Memorial Health Care Center			1	100%	1
Belvoir Woods Health Care Center at The Fairfax		1			1
Jacaranda Manor			1	100%	1
CVS AZ10529POCT SCOTTSDALE		1			1
CVS NE8616POCT LINCOLN		1			1
Douglas County Health Center		1			1
KNAPP MEDICAL GROUP			1	100%	1
ALLIED PEDIATRICS & FAMILY MEDICINE			1	100%	1
WEILL CORNELL MEDICAL ASSOCIATES - EAST SIDE		1			1
Kroger 825 - The Little Clinic Dorothy Lane		1			1
OCALA REGIONAL DIALYSIS- NORTH			1	100%	1
QUALITY CLINICAL LAB LLC			1	100%	1
LIBERTY HEALTH CENTER			1	100%	1
CLEVELAND CLINIC AKRON GENERAL			1	100%	1
LEGACY AT HIGHWOODS PRESERVE		1			1
CRUSADER COMMUNITY HEALTH			1	100%	1
CAREWELL URGENT CARE FITCHBURG			1	100%	1
CHC SOUTHWEST FLORIDA LAB-LIVE			1	100%	1
CONCENTRA - OCALA		1			1
LIMA MEMORIAL HOSPITAL			1	100%	1
MEDERI CARETENDERS			1	100%	1
UNITYPOINT HEALTH TRINITY			1	100%	1
COLUMBIA CREST CARE & RAHAB		1			1
FAYETTE MEDICAL CENTER LAB		1			1
REFERENCE LABORATORY			1	100%	1
PULMONARY, CRITICAL CARE AND SLEEP DISORDERS INSTITUTE OF SOUTH FLORID			1	100%	1
KINGWOOD EMERGENCY CENTER			1	100%	1
Lynwood		1			1
Crowne Place Assisted Living		1			1
SOUTHERN FAMILY HEALTH			1	100%	1
NEW SMYRNA BEACH AMBULATORY CARE CTR			1	100%	1
REGIONAL MED CTR BAYONET POINT			1	100%	1
UNIVERSITY OF SOUTH FLORIDA			1	100%	1
INNOVATIVE CARE II LLC			1	100%	1
PREMIER HEALTH CARE INC			1	100%	1
DOCTORS AFTER HOURS URGENT CARE CENTER			1	100%	1
HEALTHPLUS			1	100%	1
UNLIMITED MEDICAL SERVICES OF FL PL DBA		1			1
JASPER MEMORIAL HOSPITAL		1			1
CARBON HEALTH			1	100%	1

COVID-19: testing by laboratory

Data through Feb 25, 2021 verified as of Feb 26, 2021 at 09:25 AM

Data in this report are provisional and subject to change.

The numbers in the table below represent the number of Florida and non-Florida residents for whom test results were received by the Department of Health. A person can be tested by more than one laboratory and can have both positive and negative results. **Therefore, the sum of the numbers in each column will be larger than the total number of people tested.**

Reporting lab	Inconclusive	Negative	Positive	Percent positive	Total
DR JAMES D FORBES FAMILY CARE CENTER			1	100%	1
Kroger 419 - The Little Clinic Farmington/Exeter		1			1
COLLIER BLVD HMA PHYSICIANS MANAGEMENT LLC			1	100%	1
NAVARRO MEDICAL CENTERS LLC			1	100%	1
HENRY FORD HOSPITAL			1	100%	1
MEDAC AT PORTERS NECK			1	100%	1
WALGREENS #06025		1			1
CHILDREN'S NATIONAL MEDICAL CENTER			1	100%	1
PEDIATRIC PARTNERS			1	100%	1
URGENT CARE OF COASTAL GEORGIA			1	100%	1
GIBSON AREA PRIMARY CARE			1	100%	1
CAH ACQUISITION COMPANY 11 LLC			1	100%	1
Kroger 549 - The Little Clinic Clinton Highway		1			1
BAYMEADOWS PEDIATRIC CARE		1			1
MT SINA1 HOSPICE			1	100%	1
HHCS PHARMACY INC			1	100%	1
HOUSTON DEPARTMENT OF HEALTH AND HUMAN SERVICES			1	100%	1
WELLCARE URGENT CARE			1	100%	1
WOOD COUNTY HEALTH DEPARTMENT			1	100%	1
PHYSICIAN ASSOCIATES, LLC			1	100%	1
ST VINCENTS OUTPATIENT IMAGING		1			1
Courtenay Springs Village			1	100%	1
GARDEN VIEW CARE CENTER		1			1
BOCA CIEGA CENTER			1	100%	1
BLANCHARD VALLEY HOSPITAL LABORATORY			1	100%	1
MED-LAKE LABORATORY, LLC			1	100%	1
BSA PHYSICIANS GROUP, INC D/B/A BSA FAMILY MEDICAL			1	100%	1
EXPRESS WALK IN MEDICAL CENTER			1	100%	1
SOUTHEAST MISSOURI HOSPITAL		1			1
SYCAMORE MEDICAL CENTER-KETTERING HEALTH NETWORK			1	100%	1
HEALTH CARE SERVICES LC			1	100%	1
Manor Care Health Services- Wilmington			1	100%	1
PUBLIX PHARMACY #0332		1			1
CENTRAL JERSEY URGENT CARE OF GREEN BR		1			1
SISTERS MISSION			1	100%	1
ORANGE PEDIATRICS PA			1	100%	1
CURA LABORATORY SERVICES			1	100%	1
MEDERI CARETENDERS VS OF SE FL LLC DBA			1	100%	1
Kroger 753 - The Little Clinic Goss Avenue		1			1
AUTUMN CARE OF STATESVILLE, LLC		1			1
CVS TX7431POCT ROWLETT		1			1
Manor Care Health Care Services - Williamsport North		1			1
MEDICAL CENTER			1	100%	1
BAPTIST HOSPITAL LABORATORY			1	100%	1
MERITER LABORATORIES			1	100%	1
MISSION HOSPITAL			1	100%	1

COVID-19: testing by laboratory

Data through Feb 25, 2021 verified as of Feb 26, 2021 at 09:25 AM

Data in this report are provisional and subject to change.

The numbers in the table below represent the number of Florida and non-Florida residents for whom test results were received by the Department of Health. A person can be tested by more than one laboratory and can have both positive and negative results. **Therefore, the sum of the numbers in each column will be larger than the total number of people tested.**

Reporting lab	Inconclusive	Negative	Positive	Percent positive	Total
Moab Regional Hospital			1	100%	1
HCA HOUSTON ER 24/7			1	100%	1
Kingston Care Center of Fort Wayne		1			1
ABBOTT LABORATORIES - OCCUPATIONAL HEALTH SERVICES			1	100%	1
TREASURE COAST COMMUNITY HEALTH INC			1	100%	1
ODYSSEY HEALTH CARE OF MARION COUNTY LLC		1			1
Kroger 968 - The Little Clinic Colerain Township		1			1
Louis Stokes Cleveland VA - Midtown Dialysis Center		1			1
AUTUMN HOUSE			1	100%	1
PATHOLOGYT & LAB MEDICINE SERVICES			1	100%	1
Kroger 909 - The Little Clinic Hamilton			1	100%	1
NORTHEAST BAPTIST HOSPITAL			1	100%	1
SPRING VALLEY HOSPITAL MEDICAL CENTER			1	100%	1
MOBILE HEALTH MEDICAL SERVICES PC		1			1
COURTLAND TERRACE		1			1
HOCHBERG LOWER SCHOOL		1			1
TAYLOR COUNTY HEALTH DEPARTMENT			1	100%	1
CVS MI8091POCT FRASER		1			1
CVS NV9586POCT RENO		1			1
CVS OH4300POCT STRONGSVILLE		1			1
MEDSTAR URGENT CARE, LLC			1	100%	1
Walgreens #10851		1			1
MEDEXPRESS URGENT CARE, EDWARDSVILLE		1			1
Grays Harbor Health and Rehabilitation		1			1
LAKE MARY DIALYSIS			1	100%	1
ADVANCED LABORATORY SERVICES			1	100%	1
AURORA MEDICAL CENTER-KENOSHA			1	100%	1
AVERA ST. MARY'S HOSPITAL			1	100%	1
KATHY L ANDERSON DO PA			1	100%	1
Hearthstone Nursing and Rehabilitation Center		1			1
NORTHWEST TEXAS HEALTHCARE SYSTEM,INC			1	100%	1
BIOMERIEUX			1	100%	1
MED BAR LLC		1			1
PROVIDENCE ST PETER HOSPITAL		1			1
Glenview Terrace Nursing Center		1			1
ADDINGTON PLACE EAST LAKE		1			1
NORTH MIAMI BEACH SURGICAL CENTER			1	100%	1
PROFESSIONAL DIALYSIS CENTER			1	100%	1
PINEBROOK CARE AND REHABILITATION CENTER			1	100%	1
Kroger 63 - The Little Clinic Glassford Hill Rd		1			1
CVS MA1845POCT WILMINGTON		1			1
TITUSVILLE CENTER FOR SURGICAL EXCELLENCE LLC		1			1
A.G. Rhodes		1			1
NEMOURS CHILDREN'S PRIMARY CARE, ST CLOUD			1	100%	1
COVENANT HEALTH		1			1
ALLEGANY COUNTY DEPARTMENT OF HEALTH		1			1

COVID-19: testing by laboratory

Data through Feb 25, 2021 verified as of Feb 26, 2021 at 09:25 AM

Data in this report are provisional and subject to change.

The numbers in the table below represent the number of Florida and non-Florida residents for whom test results were received by the Department of Health. A person can be tested by more than one laboratory and can have both positive and negative results. **Therefore, the sum of the numbers in each column will be larger than the total number of people tested.**

Reporting lab	Inconclusive	Negative	Positive	Percent positive	Total
Kroger 350 - The Little Clinic New Cut Road		1			1
AURORA CONSOLIDATED LABORATORY			1	100%	1
MIAMI VASCULAR SURGERY			1	100%	1
WALGREENS #15495			1	100%	1
Hillside Manor Rehabilitation and Extended Care Center		1			1
BIOMAT ORLANDO		1			1
Wetumpka Health and Rehab, LLC		1			1
ISLANDS ASSISTED LIVING FACILITY,THE			1	100%	1
MOUNT ST MARYS HOSPITAL OF NIAGARA FALLS			1	100%	1
ACCESS MEDICAL GROUP OF TAMPA INC			1	100%	1
Crestwood Nursing Center		1			1
CVS NV5286POCT HENDERSON		1			1
CVS TX3292POCT WYLIE		1			1
FINLAY MEDICAL RESEARCH CORP			1	100%	1
Riviera Health Resort		1			1
RIDGE OPTUM FLORIDA			1	100%	1
MINUTE CLINIC DIAGNOSTICS OF IN, LLC #6252		1			1
PHYSICIANS IMMEDIATE CARE			1	100%	1
St Mary's d'Youville Pavilion		1			1
LEHIGH REGIONAL WOUND CENTER			1	100%	1
WALGREENS #10854		1			1
LUMICO LIFE INSURANCE COMPANY		1			1
PORTSMOUTH REG. HOSPITAL			1	100%	1
Kroger 705 - The Little Clinic Richmond		1			1
INLET CONCIERGE MEDICINE			1	100%	1
The Center at Centennial			1	100%	1
AMD			1	100%	1
GOLDING-GRANADO MEDICAL ASSOCIATES		1			1
OPTUM OF HIALEAH		1			1
GOOD SAMARITAN SOCIETY - DE SMET		1			1
WASHINGTONVILLE PHARMACY INC		1			1
LEGACY SPECIALTY PHARMACY CORP			1	100%	1
LOUIS STOKES CLEVELAND VA MEDICAL CENTER			1	100%	1
SUSAN F. WILLIAMS M.D., P.A.			1	100%	1
Kroger - KR070600172		1			1
SOUTHWEST ORLANDO FAMILY MEDICINE, PL			1	100%	1
ALPHA CLINICAL LABORATORY CORP.			1	100%	1
NORTHWEST FLORIDA SPECIALTY PHYSICIANS LLC		1			1
OPTUM PRIMARY CARE			1	100%	1
CONCORDIA MANOR			1	100%	1
MISSION HOSPITAL - MEMORIAL CAMPUS			1	100%	1
CLINICAL TRIALS OF TAMPA LLC		1			1
Towne Manor West		1			1
DAUGHTERS OF SARAH NURSING CENTER		1			1
SIGNATURE CARE MEMORIAL CITY			1	100%	1
BARRINGTON TERRACE NAPLES			1	100%	1

COVID-19: testing by laboratory

Data through Feb 25, 2021 verified as of Feb 26, 2021 at 09:25 AM

Data in this report are provisional and subject to change.

The numbers in the table below represent the number of Florida and non-Florida residents for whom test results were received by the Department of Health. A person can be tested by more than one laboratory and can have both positive and negative results. **Therefore, the sum of the numbers in each column will be larger than the total number of people tested.**

Reporting lab	Inconclusive	Negative	Positive	Percent positive	Total
TRIPLE O MEDICAL SERVICES INC			1	100%	1
TRUMAN MEDICAL CENTER - HOSPITAL HILL			1	100%	1
PUBLIX PHARMACY # 1236			1	100%	1
SOMA MEDICAL CENTER PA #2			1	100%	1
STEWART MEDICAL GROUP INC			1	100%	1
HUMC		1			1
PATHOLOGY		1			1
ROYAL OAK MEDICAL CENTER LLC DBA CHARACTER FAMILY			1	100%	1
JOSHUA E CHESIR MD		1			1
EASTSIDE URGENT CARE			1	100%	1
Wexner Heritage House			1	100%	1
BREVARD FAMILY WALK IN CLINIC			1	100%	1
SOUTHEASTERN HEALTH FACILITIES, INC		1			1
TCPA CLINICAL LABORATORIES			1	100%	1
MEMORIAL HOSPITAL - BELLEVILLE			1	100%	1
E-LAB OF FLORIDA			1	100%	1
ARIZONA STATE LABORATORY			1	100%	1
MEDCOR CORPORATE CLINIC			1	100%	1
MANOR CARE OF DELRAY BEACH FL LLC		1			1
Walgreens #9620		1			1
NONA MEDICAL ARTS		1			1
MED FIRST IMMEDIATE CARE AND FAMILY PRACTICE			1	100%	1
IM&P WELLNES CENTER			1	100%	1
ICARE		1			1
Advanced Rehabilitation of Vernon		1			1
Kroger 541 - The Little Clinic Long Hollow Pike		1			1
NORTHSIDE HOSPITAL DULUTH			1	100%	1
TREASURE COAST PRIMARY CARE		1			1
CLARKSVILLE HEALTH SYSTEM			1	100%	1
WALGREEN#12147		1			1
MORGAN STANLEY HEALTH CENTER		1			1
BROADWAY HEALTH FLORIDA MEDICAL CLINIC URGENT CARE			1	100%	1
CVS AZ7841POCT TUCSON		1			1
FHPG SURGICAL ASSOCIATES OF EAST PASCO			1	100%	1
HALIFAX HEALTH PRIMARY CARE ORMOND			1	100%	1
SLIDELL MEMORIAL HOSPITAL			1	100%	1
NEW YORK PRESBYTERIAN HOSPITAL			1	100%	1
MINUTECLINIC # 21110			1	100%	1
CVS AZ9210POCT SCOTTSDALE		1			1
ST. JOHN HOSPITAL & MEDICAL CENTER			1	100%	1
HILTON HEAD HOSPITAL/INPATIENT			1	100%	1
BLESSINGS MEDICAL CLINIC, THE			1	100%	1
STATE OF ALASKA			1	100%	1
KIOSK MEDICINE OF KENTUCKY LLC		1			1
SACRED HEART HOSPITAL NURSING			1	100%	1
QLABS			1	100%	1

COVID-19: testing by laboratory

Data through Feb 25, 2021 verified as of Feb 26, 2021 at 09:25 AM

Data in this report are provisional and subject to change.

The numbers in the table below represent the number of Florida and non-Florida residents for whom test results were received by the Department of Health. A person can be tested by more than one laboratory and can have both positive and negative results. **Therefore, the sum of the numbers in each column will be larger than the total number of people tested.**

Reporting lab	Inconclusive	Negative	Positive	Percent positive	Total
THOMAS HOSPITAL			1	100%	1
ESOTERIC LAB			1	100%	1
CVS MA594POCT FALMOUTH		1			1
SPHERE DX			1	100%	1
CVS NE5863POCT OMAHA		1			1
CVS NH1004POCT SALEM			1	100%	1
VA SALT LAKE CITY HCS		1			1
Kroger 672 - The Little Clinic Bill Kennedy & Glenwood		1			1
VELOCITY URGENT CARE - REDMILL			1	100%	1
HOSPICE OF MARION COUNTY INC			1	100%	1
ARBOR DIAGNOSTICS, INC		1			1
ELLIS HOSPITAL URGENT CARE CENTER LAB		1			1
SOWAL HEALTH & DRUG			1	100%	1
NEW ERA HEALTH CENTER INC		1			1
CVS OH6164POCT DELAWARE		1			1
SOUTHWEST FLORIDA DIVISION LAB			1	100%	1
MICROBIOLOGY DEPARTMENT			1	100%	1
NEVADA DEPARTMENT OF HEALTH AND HUMAN SERVICES			1	100%	1
Vibralfie of El Paso Rehabilitation Center			1	100%	1
PARTNERS IN PRIMARY CARE		1			1
WAYCROSS INTRTNAL MEDICINE			1	100%	1
ACCURATE HEALTH SERVICES CORP			1	100%	1
NEW YORK PHYSICIANS LLP		1			1
KID FIXERS		1			1
BOCA RATON REGIONAL HOSPITAL		1			1
Lutheran Community at Telford		1			1
HEALTH ALLIANCE			1	100%	1
ANDREWS INSTITUTE AMBULATORY SURGERY CENTER		1			1
Kroger 531 - The Little Clinic Waterville		1			1
BRADENTON DIALYSIS			1	100%	1
VERITAS GENETICS, INC.			1	100%	1
SUTTER GOULD MEDICAL FOUNDATION			1	100%	1
VETERANS AFFAIRS MEDICAL CENTER - EAST ORANGE			1	100%	1
LARKIN COMMUNITY HOSPITAL PALM SPRINGS CAMPUS			1	100%	1
CVS MINUTE CLINIC #5836		1			1
MERCYONE DES MOINES MEDICAL CENTER			1	100%	1
Harbert Hills Academy Nursing Home		1			1
LCMC LAB SUBSECTION		1			1
CATHEDRAL GERONTOLOGY CENTER DBA CATHEDRAL CARES			1	100%	1
EXPRESS CARE OF Ocala			1	100%	1
KINGWOOD EMERGENCY HOSPITAL			1	100%	1
CLERMONT PEDIATRICS, PA			1	100%	1
BAYLOR SCOTT & WHITE MEDICAL SURGICAL CLINIC			1	100%	1
UMMC MIDTOWN CAMPUS			1	100%	1
COLOMBO'S PHARMACY		1			1
ALAFAYA WOODS FAMILY MEDICAL CENTER		1			1

COVID-19: testing by laboratory

Data through Feb 25, 2021 verified as of Feb 26, 2021 at 09:25 AM

Data in this report are provisional and subject to change.

The numbers in the table below represent the number of Florida and non-Florida residents for whom test results were received by the Department of Health. A person can be tested by more than one laboratory and can have both positive and negative results. **Therefore, the sum of the numbers in each column will be larger than the total number of people tested.**

Reporting lab	Inconclusive	Negative	Positive	Percent positive	Total
Brio of Johnston		1			1
HARRIS URGENT CARE CENTER			1	100%	1
Grand Junction VAMC		1			1
MEDICAL ASSOCIATES OF BREVARD LLC		1			1
ADVENTHEALTH MEDICAL GROUP COMMUNITY MEDICINE			1	100%	1
HACKENSACK UNIVERSITY MEDICAL CENTER		1			1
DEVLAB, LLC			1	100%	1
FAIRVIEW SOUTHDAL			1	100%	1
ARLINGTON ADULT RESIDENTIAL FACILITY, INC			1	100%	1
LabCorp of America			1	100%	1
Walgreens #3049		1			1
DIMMIT REGIONAL HOSPITAL			1	100%	1
BOND COUNTY HEALTH DEPARTMENT			1	100%	1
Strasburg Care Center		1			1
CHP COVID-19 (TX)			1	100%	1
Shoreline Care Center			1	100%	1
SACRED HEART HEALTH SYSTEM- MIDWIFE PROGRAM			1	100%	1
EAGLE COUNTY HEALTH AND HUMAN SERVICES			1	100%	1
PCR DIAGNOSTICS			1	100%	1
HIBISCUS COURT			1	100%	1
TAMPA HEALTH CARE PROVIDERS PA		1			1
SARHA DOCTORS CENTER			1	100%	1
Hillside Rehab and Care Center			1	100%	1
BRIDGEWAY CENTER INC			1	100%	1
Walgreens #5065		1			1
CARESPOT EXPRESS HEALTHCARE BOYNTON BEACH			1	100%	1
FAMILY PRACTICE ASSOCIATES		1			1
B2 URGENT CARE			1	100%	1
YOUTH HEALTH CENTER OF HUNTINGTON		1			1
West Bay of Tampa Center			1	100%	1
UUHC - REDSTONE HEALTH CENTER LABORATORY			1	100%	1
OHSU LABORATORY SERVICES		1			1
CONTINENTAL HOME HEALTH CARE INC			1	100%	1
Good Samaritan Society - Albion		1			1
STATE OF CALIFORNIA DOH SERVICES			1	100%	1
PREMIUM HOME HEALTH CARE INC			1	100%	1
MORSE LIFE HOME CARE INC			1	100%	1
Community Care Center of Heritage House, LLC			1	100%	1
Monument Health Custer Care Center		1			1
PALM COAST DIALYSIS		1			1
CHI ST. LUKE'S HEALTH BCM MEDICAL CENTER			1	100%	1
CARENOW LAKE WORTH			1	100%	1
HAMILTON CI MAIN UNIT ANNEX/ WORK CAMP			1	100%	1
VAULT MEDICAL SERVICES			1	100%	1
MERCY HOME		1			1
TFH HOME HEALTH INC			1	100%	1

COVID-19: testing by laboratory

Data through Feb 25, 2021 verified as of Feb 26, 2021 at 09:25 AM

Data in this report are provisional and subject to change.

The numbers in the table below represent the number of Florida and non-Florida residents for whom test results were received by the Department of Health. A person can be tested by more than one laboratory and can have both positive and negative results. **Therefore, the sum of the numbers in each column will be larger than the total number of people tested.**

Reporting lab	Inconclusive	Negative	Positive	Percent positive	Total
AFFILIATED LABORATORIES INC			1	100%	1
LabCorp L#09258295 M#09258285			1	100%	1
Wildwood Healthcare		1			1
CAPSTONE REHABILITATION AND HEALTHCARE		1			1
LAKESIDE HOSPITAL BELLE GLADE			1	100%	1
HELEN HAYES HOSPITAL LABORATORY		1			1
CHI ST VINCENT LITTLE ROCK DIAGNOSTIC CLINIC			1	100%	1
MEDEXPRESS URGENT CARE - TOPEKA, SW WANAMAKER RD		1			1
FLORIDA KEYS PED AND ADOLES CTR			1	100%	1
SOUTHERN HILLS MEDICAL CENTER			1	100%	1
RIVERSIDE REGIONAL MED CENTER			1	100%	1
CTMD MEDICAL CENTER, PA			1	100%	1
SOUTHWESTERN STATE HOSPITAL LABORATORY			1	100%	1
MISSISSIPPI VALLEY REGIONAL BLOOD CENTER			1	100%	1
UNIVERSITY OF NORTH CAROLINA HOSPITALS			1	100%	1
CVS IN6608POCT NEW PALESTINE			1	100%	1
ORMOND MEDICAL ARTS FAMILY PRACTICE PL			1	100%	1
HAWKEYE CARE CENTER DUBUQUE		1			1
CONSOLIDATED			1	100%	1
ORLANDO HEALTH PHYSICIAN GROUP INC			1	100%	1
MEDEX CLINIC LLC			1	100%	1
COLLINS NURSING HOME		1			1
HAPPY KIDZ PEDIATRICS PL			1	100%	1
ST LUKES SURGICAL AT THE VILLAGES INC			1	100%	1
HARDEE COUNTY FIRE RESCUE		1			1
Walgreens #5914		1			1
SCHUYLER HOSPITAL		1			1
Waycross Health and Rehabilitation		1			1
RIDGEFIELD PEDIATRIC ASSOCIATES		1			1
LADY OF THE SEA HOSPITAL LAB			1	100%	1
MANATEE URGENT CARE LLC			1	100%	1
OHIOHEALTH URGENT CARE			1	100%	1
ADVENTHEALTH DURAND			1	100%	1
ENT & ALLERGY ASSOCIATES, LLP - SLEEPY HOLLOW (ABBOTT)		1			1
ANY LAB TEST FAST CORP			1	100%	1
Rehab Select of Talladega		1			1
PINNACLE DIALYSIS		1			1
AVALON MEDICAL GROUP			1	100%	1
CVS SC5479POCT INDIAN LAND		1			1
PALM BEACH COUNTY HEALTH DEPT.			1	100%	1
Summit Medical Group Morristown Oncology		1			1
Southwest Louisiana Veterans Home			1	100%	1
Allen Health and Rehabilitation		1			1
MEDICAL CITY DENTON			1	100%	1
Eagle Health and Rehabilitation		1			1
CVS TX8322POCT AUSTIN		1			1

COVID-19: testing by laboratory

Data through Feb 25, 2021 verified as of Feb 26, 2021 at 09:25 AM

Data in this report are provisional and subject to change.

The numbers in the table below represent the number of Florida and non-Florida residents for whom test results were received by the Department of Health. A person can be tested by more than one laboratory and can have both positive and negative results. **Therefore, the sum of the numbers in each column will be larger than the total number of people tested.**

Reporting lab	Inconclusive	Negative	Positive	Percent positive	Total
Kroger 126 - The Little Clinic Cottonwood		1			1
Dugan Memorial Home		1			1
Vista Park			1	100%	1
ADAMS COUNTY HEALTH DEPARTMENT			1	100%	1
GIFFORD MEMORIAL HOSPITAL		1			1
MINUTECLINIC DIAGNOSTICS OF OKLAHOMA		1			1
PARRISH MEDICAL GROUP			1	100%	1
MINUTECLINIC DIAGNOSTIC OF OHIO #5060		1			1
FLORIDA MENTOR HODGES CLUSTER			1	100%	1
GOSHEN MEDICAL CENTER			1	100%	1
CYPRESS VILLAGE REHAB CENTER		1			1
BICKERTON, DAWN		1			1
PARK LANE NURSING HOME		1			1
SOUTHWOOD HEALTHCARE CENTER		1			1
Northern Nevada State Veterans Home		1			1
INSTANT MEDICAL CARE CENTER			1	100%	1
UNIVERSITY OF BALTIMORE WASHINGTON MEDICAL CENTER			1	100%	1
CAMBRIDGE HEALTH ALLIANCE			1	100%	1
Kroger 481 - The Little Clinic Houston Levee		1			1
JACKSONVILLE HEALTH & REHAB		1			1
ST.ELIZABETH HEALTH CENTER	1				1
Rockcastle Health and Rehab		1			1
TMH PHYSICIAN PARTNERS			1	100%	1
Kroger 923 - The Little Clinic Centerville		1			1
ADVANTA LABS, LLC		1			1
Sanford Health & Rehabilitation			1	100%	1
VIP FAMILY PRACTICE			1	100%	1
NORTHEAST TEXAS DIALYSIS		1			1
DECATUR MORGAN HOSPITAL - DECATUR GENE		1			1
DIRECT PRIMARY CARE OF BURLESON			1	100%	1
REEVES COUNTY HOSPITAL DISTRICT			1	100%	1
Terrace Glen Village		1			1
MARTIN HEALTH PHYSICIAN GROUP			1	100%	1
Pontotoc Health and Rehab		1			1
PowerBack Piscataway Center		1			1
SUMMIT COUNTY PUBLIC HEALTH DEPARTMENT			1	100%	1
WVU MEDICINE AT SUNCREST TOWNE CENTRE			1	100%	1
MOORE CLINICAL RESEARCH INC			1	100%	1
BROOKS REHAB			1	100%	1
KROGER 915 - THE LITTLE CLINIC ANDERSON			1	100%	1
NORTH COUNTY MEDICAL LAB			1	100%	1
NORTH BROWARD MEDICAL CENTER			1	100%	1
WillowBrooke Court at Westminster Village		1			1
MERITUS MEDICAL CENTER			1	100%	1
EVENTIDE LUTHERAN HOME		1			1
GATEWAY HEALTHCARE, PC			1	100%	1

COVID-19: testing by laboratory

Data through Feb 25, 2021 verified as of Feb 26, 2021 at 09:25 AM

Data in this report are provisional and subject to change.

The numbers in the table below represent the number of Florida and non-Florida residents for whom test results were received by the Department of Health. A person can be tested by more than one laboratory and can have both positive and negative results. **Therefore, the sum of the numbers in each column will be larger than the total number of people tested.**

Reporting lab	Inconclusive	Negative	Positive	Percent positive	Total
FLORIDA EPIDEMIOLOGY PROGRAM			1	100%	1
ASSOCIATESMD			1	100%	1
Kroger - KR070300083			1	100%	1
EXPRESS PHARMACY INC		1			1
DOCTORS CARE - AIKEN MALL			1	100%	1
ALL CHILDRENS PEDIATRIC CLINIC			1	100%	1
RESIDENCES AT MIAMI / REIGN GARDENS LLC, THE			1	100%	1
WELLMED AT LINEBAUGH AVE			1	100%	1
INTERNAL MEDICINE EMILIA MURRAY MD PA		1			1
SAWGRASS PEDIATRIC PARTNERS LLC			1	100%	1
BEAUMONT URGENT CARE		1			1
Kroger 532 - The Little Clinic Murfreesboro		1			1
ROUTE 16 PHARMACY LLC DBA HOLLAND PHAR		1			1
Excel Care Center			1	100%	1
SOUTHWOOD NURSING & RETIREMENT CENTER		1			1
NYU LANGONE AMBULATORY CARE LAKE SUCCE		1			1
PEACE HEALTH FAMILY MEDICINE AT 87TH AVE		1			1
MEMORIAL HERMANN MEDICAL GROUP-ATASCOCITA PEDS			1	100%	1
MISSOURI DEPARTMENT OF HEALTH AND SENIOR SERVICES - STATE PH LAB		1			1
XSTREMEMD			1	100%	1
HAYS CLINICAL LAB			1	100%	1
Mountain View Manor			1	100%	1
SOUTHEASTERN INTEGRATED MEDICAL PL			1	100%	1
PALMETTO LANDING			1	100%	1
LEE MEMORIAL HOSPITAL OUTPATIENT SURGERY CENTER			1	100%	1
MED TECH CLINICAL LABORATORY		1			1
TAMPA GENERAL MEDICAL GROUP LABORATORY HEALTHPARK			1	100%	1
PINEVILLE PHARMACY			1	100%	1
CHIPLEY DIALYSIS			1	100%	1
HEART HOSPITAL OF LAFAYETTE: EMERGENCY ROOM			1	100%	1
LABORATORY SERVICES SGHS - CAMDEN		1			1
PATIENT FIRST-GENERAL BOOTH			1	100%	1
Kroger 519 - The Little Clinic Staples Mill Road		1			1
Portsmouth Health and Rehab			1	100%	1
ST. LUKES HOSPITAL			1	100%	1
MEDICAL CLINIC OF HOUSTON			1	100%	1
GEORGETOWN URGENT CARE			1	100%	1
UPMC NORTHWEST HOSPITAL			1	100%	1
SKIN WELLNESS PHYSICIANS LLC		1			1
CVS AZ3749POCT GOODYEAR		1			1
Kroger 523 - The Little Clinic Dickson			1	100%	1
MARQUETTE GENERAL HOSPITAL			1	100%	1
PRINCIPLE DIAGNOSTICS LLC			1	100%	1
EAST SIDE CLINICAL LABORATORY			1	100%	1
CENTRAL FLORIDA HOSPITALIST			1	100%	1
MEMORIAL HOSPITAL MIRAMAR WAIVED TESTING			1	100%	1

COVID-19: testing by laboratory

Data through Feb 25, 2021 verified as of Feb 26, 2021 at 09:25 AM

Data in this report are provisional and subject to change.

The numbers in the table below represent the number of Florida and non-Florida residents for whom test results were received by the Department of Health. A person can be tested by more than one laboratory and can have both positive and negative results. **Therefore, the sum of the numbers in each column will be larger than the total number of people tested.**

Reporting lab	Inconclusive	Negative	Positive	Percent positive	Total
Fulton County Medical Center Long Term Care			1	100%	1
GREATER MIAMI DIALYSIS			1	100%	1
LAKELAND MEDICAL CENTER			1	100%	1
UT MD ANDERSON CANCER CENTER-TUMOR MARKER LAB			1	100%	1
CVS AZ5026POCT MESA		1			1
Peninsula Nursing and Rehabilitation Center		1			1
DEPARTMENT OF HEALTH SERVICES			1	100%	1
WINTER GARDEN CHILDREN'S HEALTH CENTERS			1	100%	1
NORTHERN KENTUCKY HEALTH DEPARTMENT			1	100%	1
LOUNDRY		1			1
MED CHOICE CENTER OF NORTH MIAMI			1	100%	1
ADVANCED INDIVIDUALIZED MEDICINE OF NAPLES			1	100%	1
BRIDGEWATER PARK ASSISTED LIVING LLC			1	100%	1
Virginia Gay Nursing and Rehab		1			1
FLORIDA STATE UNIVERSITY HEALTH SERVICES			1	100%	1
STANLY REGIONAL MEDICAL CENTER			1	100%	1
NORTH SHORE HEMATOLOGY-ONCOLOGY ASSOCIATES		1			1
SV MOBILE HEALTH			1	100%	1
COSTCO PHARMACY #1023			1	100%	1
Kroger 395 - The Little Clinic Blanchester		1			1
EPIC CARE PHARMACY		1			1
Gulf Coast health and Rehabilitation, LLC		1			1
WINCHESTER HOSPITAL			1	100%	1
NANCY M WORTHINGTON MD PA			1	100%	1
Cooperstown Center for Nursing and Rehabilitation		1			1
ASHLEY PEDICATRICS DAY AND NIGHT CLINIC			1	100%	1
UHS BINGHAMTON GENERAL			1	100%	1
CVS MA2125POCT NATICK		1			1
JOHNSON MEDICAL SERVICES			1	100%	1
CENTRAL TX URGENT CARE			1	100%	1
CVS TX10016POCT PRINCETON		1			1
PEDIATRIC ASSOCIATES - MIAMI LAKES		1			1
WATERS EDGE ELEMENTARY SCHOOL			1	100%	1
WRIGHT PATTERSON AFB MEDICAL CENTER			1	100%	1
APS-SUMMIT CARE PHARMACY, LLC DBA OMNICARE		1			1
WMC HEALTH GROUP OF KISSIMMEE LLC			1	100%	1
BRITTNEY WHELIHAN IRWIN ARNP LLC			1	100%	1
CVS IL2798POCT CHICAGO			1	100%	1
Long Beach Care Center			1	100%	1
BAM INC		1			1
FLORIDA DEPARTMENT OF HEALTH IN CITRUS COUNTY		1			1
WVU MEDICINE - WESTON			1	100%	1
Garden Villa Bedford		1			1
NORDX			1	100%	1
WEST FLORIDA HOSPITAL LABORATORY			1	100%	1
Regency Square			1	100%	1

COVID-19: testing by laboratory

Data through Feb 25, 2021 verified as of Feb 26, 2021 at 09:25 AM

Data in this report are provisional and subject to change.

The numbers in the table below represent the number of Florida and non-Florida residents for whom test results were received by the Department of Health. A person can be tested by more than one laboratory and can have both positive and negative results. **Therefore, the sum of the numbers in each column will be larger than the total number of people tested.**

Reporting lab	Inconclusive	Negative	Positive	Percent positive	Total
The Palms Nursing and Rehabilitation		1			1
PALM COAST DRAW STATION/AMERICAN HEALTH ASSOCIATES		1			1
CVS M05727POCT PLATTE CITY		1			1
MEDEXPRESS URGENT CARE - BENTON		1			1
Villages of St.Peters		1			1
HOME AIDE SVC OF EASTERN NY INC D/B/A		1			1
HEARTLAND REGIONAL MEDICAL CENTER		1			1
LABONE		1			1
PEDIATRIC PARTNERS OF ZEPHYRHILLS PA			1	100%	1
GARDENS PEDIATRICS LAB			1	100%	1
KNOX COMMUNITY HOSPITAL			1	100%	1
MARINA DEL REY HOSPITAL LAB			1	100%	1
COX HEALTH SOUTH LAB			1	100%	1
DEVLIN MANOR NURSING AND REHABILITATION		1			1
MARTIN LUTHER KING RENAL INSTITUTE			1	100%	1
BLACK SHEEP MEDICAL			1	100%	1
HARDIN MEMORIAL HOSPITAL - HEARTLAND PATHOLOGY CONSULTANTS			1	100%	1
Smg/North Jersey Hematology & Oncology		1			1
UNIVERSITY URGENT CARE			1	100%	1
CARENOW URGENT CARE - SPRING			1	100%	1
HOLY CITY MED URGENT CARE			1	100%	1
MEMORIAL MEDICAL CENTER			1	100%	1
CVS OH2486POCT NILES			1	100%	1
CVS CA9103POCT ESCONDIDO		1			1
AML DIAGNOSTICS- ADV TESTING IN METABOLIC MEDICINE			1	100%	1
LIFEGUARD AMBULANCE SERVICE LLC - BAY COUNTY			1	100%	1
Harris Hill Nursing Facility		1			1
MCCALLIE SCHOOL-STUDENT HEALTH CENTER		1			1
1ST CHOICE URGENT CARE CENTER LLC			1	100%	1
WEST VIRGINIA LABORATORIES			1	100%	1
CVS MA969POCT PALMER		1			1
CARE CONNECTIONS AT HOME LLC			1	100%	1
RIVERSIDE COUNTY PUBLIC HEALTH LABORATORY			1	100%	1
PACE UNIVERSITY HEALTH CARE		1			1
JOHN D. ARCHBOLD MEMORIAL HOSPITAL			1	100%	1
ARTESIAN HOME		1			1
ALL PEDIATRIC CARE PA			1	100%	1
Holly Hill Healthcare Center			1	100%	1
DEERFIELD BEACH REHABILITATION AND NURSING			1	100%	1
ORMC-ARDEN/EOI			1	100%	1
FIU HEALTH CARE CENTER			1	100%	1
MARYLAND DEPARTMENT OF HEALTH AND MENTAL HYGIENE-LABORATORIES			1	100%	1
CARDIOLOGY AND FITNESS MEDICINE		1			1
NORTH RIVER FAMILY HEALTH CENTER			1	100%	1
EAST FL CORE LAB			1	100%	1
MINUTECLINIC, LLC #07876			1	100%	1

COVID-19: testing by laboratory

Data through Feb 25, 2021 verified as of Feb 26, 2021 at 09:25 AM

Data in this report are provisional and subject to change.

The numbers in the table below represent the number of Florida and non-Florida residents for whom test results were received by the Department of Health. A person can be tested by more than one laboratory and can have both positive and negative results. **Therefore, the sum of the numbers in each column will be larger than the total number of people tested.**

Reporting lab	Inconclusive	Negative	Positive	Percent positive	Total
MAYO CLINIC BEACHES PRIMARY CARE CTR		1			1
MARRA'S PHARMACY		1			1
GARDENS AT MAPLEWOOD			1	100%	1
TMH CANCER CENTER LABORATORY			1	100%	1
PELICAN STATE OUTPATIENT CENTER			1	100%	1
PASTEUR MEDICAL CENTER LLC		1			1
MARYLAND DEPARTMENT OF HEALTH AND MENTAL HYGIENE			1	100%	1
CORNERSTONE OF RECOVERY INC		1			1
Highland Ave. Eye Clinic		1			1
CENTRAL FLORIDA INTERNAL OCCUPATIONAL AND		1			1
LSU MEDICAL CENTER			1	100%	1
RAPID MEDLAB (002MO)		1			1
CVS CA9803POCT RIVERSIDE		1			1
MEDEXPRESS URGENT CARE - WAYNESBURG		1			1
SHAMRA MEDICAL LABORATORY			1	100%	1
PEDIATRIC ASSOCIATES OF ORLANDO			1	100%	1
Kroger 629 - The Little Clinic Cartersville, GA Hwy 41		1			1
SKY RIDGE MEDICAL CENTER - MICRO			1	100%	1
Newton Wellesley Center for Alzheimer's Care		1			1
FIRST PHYSICIANS GROUP - LORRAINE CORNERS		1			1
SANCHEZ CAZAU MEDICAL GROUP			1	100%	1
FLORIDA HEART AND VASCULAR MULTISPECIALTY GROUP PA			1	100%	1
SC-GA2018 MCCORMICK REHAB & HEALTHCARE		1			1
Life Care Center of Auburn		1			1
UNITED HEALTHCARE			1	100%	1
BRUSHY CREEK FAMILY HOSPITAL			1	100%	1
Fairhaven Retirement Community		1			1
PRIMARY & URGENT CARE CENTERS			1	100%	1
VALLEY HOSPITAL MEDICAL CENTER		1			1
WEST FLORIDA MEDICAL ASSOCIATES PA			1	100%	1
INHEALTH LIFE SCIENCES			1	100%	1
SMITH			1	100%	1
GOOD PEDIATRICS			1	100%	1
EDWARD HOSPITAL			1	100%	1
MEDEXPRESS URGENT CARE - PATRICK STREE			1	100%	1
Shelbyville Manor		1			1
MEDICAL ASSOCIATES OF THE SHOALS		1			1
RESTORE MEDICAL PARTNERS PLLC			1	100%	1
HAVASU REGIONAL MEDICAL CENTER			1	100%	1
PALM WEST INTERNIST PA			1	100%	1
KAISER PERMANENTE REGIONAL REFERENCE LABORATORY		1			1
WW Chem Auto SS			1	100%	1
MINNESOTA DEPARTMENT OF HEALTH LABORATORY			1	100%	1
IZ MEDICAL		1			1
LAKE WALES DIALYSIS CENTER			1	100%	1
UMASS MEMORIAL/MARLBORO HOSPITAL			1	100%	1

COVID-19: testing by laboratory

Data through Feb 25, 2021 verified as of Feb 26, 2021 at 09:25 AM

Data in this report are provisional and subject to change.

The numbers in the table below represent the number of Florida and non-Florida residents for whom test results were received by the Department of Health. A person can be tested by more than one laboratory and can have both positive and negative results. **Therefore, the sum of the numbers in each column will be larger than the total number of people tested.**

Reporting lab	Inconclusive	Negative	Positive	Percent positive	Total
BAPTIST HEALTH SURGERY CENTER			1	100%	1
LIFESPAN HEALTH - SELMER		1			1
FIRST CARE OF GAINESVILLE			1	100%	1
APOLLOMDX LLC			1	100%	1
CRYSTAL RIVER FIRE DEPARTMENT			1	100%	1
Kroger 929 - The Little Clinic Corryville		1			1
UNIVERSITY OF MIAMI PRIMARY CARE SITE UMHC 3039			1	100%	1
MIAMI CEREBRAL PALSY RESIDENTIAL			1	100%	1
MANHATTAN COLLEGE HEALTH SERVICES		1			1
MERCY GENERAL HOSPITAL			1	100%	1
FAMILY MEDICAL CLINIC KENDALL LLC			1	100%	1
CORMEUM LAB SERVICES, LLC			1	100%	1
BAPTIST ASI			1	100%	1
ST. LUKE'S HOSPITAL			1	100%	1
ADVENTHEALTH MEDICAL GROUP PEDIATRICS DIABETES &			1	100%	1
HEALTH PLUS SUNRISE MEDICAL OFFICE			1	100%	1
FHPG INTERNAL MEDICINE OF BRANDON			1	100%	1
SHANNON MEDICAL CENTER			1	100%	1
LABORATORIO MEDICO CENTRAL CONDOMINO MD			1	100%	1
MADISON AT OVIEDO			1	100%	1
NICKLAUS CHILDREN'S DORAL OUTPATIENT CENTER			1	100%	1
Fairview			1	100%	1
BAPTIST HEALTH SURGERY CENTER AT NORTHPOINT			1	100%	1
CAREPOINT CLINIC		1			1
MANCHESTER COMMONS		1			1
CHRISTUS GOOD SHEPHERD MEDICAL CENTER			1	100%	1
Integrity Healthcare of Carbondale			1	100%	1
KENDALL PEDIATRICS PARTNERS LLC			1	100%	1
CIMA MEDICAL CENTER			1	100%	1
AMERICAN LAB LLC		1			1
MOBILE INFIRMARY MEDICAL CENTER			1	100%	1
INTEGRATED GENETICS SEQUENOM		1			1
CVS NC3853POCT BURLINGTON		1			1
CVS NV5942POCT LAS VEGAS		1			1
Kroger 367 - The Little Clinic Walton		1			1
MEDICAL ASSOCIATES OF PINELLAS - LAB			1	100%	1
CONCIERGE INTERNAL MEDICINE ASSOCIATES			1	100%	1
NORTHSIDE FAMILY MEDICINE		1			1
NORTHSIDE FAMILY MEDICINE AND URGENT CARE (CUMMING)		1			1
LAKE VISTA DIALYSIS			1	100%	1
PASTEUR MEDICAL HIALEAH GARDEN LLC			1	100%	1
CENTRAL FL INTERNAL MEDICINE ASSOCIATES LLC		1			1
Kroger 006 - The Little Clinic Uintah Gardens		1			1
SPARTA HEALTH & REHAB		1			1
Total	89,957	16,391,386	2,441,154	13%	18,922,497