

COVID-19: summary of cases and monitoring

Data through Feb 24, 2021 verified as of Feb 25, 2021 at 09:25 AM

Data in this report are provisional and subject to change.

| Cases: people with positive PCR or antigen test result | | Cases: people with positive PCR or antigen test result | |
|--|-----------|---|-----------|
| Total cases | | Risk factors for Florida residents | |
| Florida residents | 1,857,670 | Traveled | 14,763 |
| Non-Florida residents | 34,631 | Contact with a known case | 714,347 |
| Type of testing | | Traveled and contact with a known case | 20,139 |
| Florida residents | 1,857,670 | Neither | 1,108,421 |
| Positive by BPHL/CDC | 68,271 | No travel and no contact | 215,638 |
| Positive by commercial/hospital lab | 1,789,399 | Travel is unknown | 648,427 |
| PCR positive | 1,511,628 | Contact is unknown | 407,648 |
| Antigen positive | 346,042 | Contact is pending | 422,309 |
| Non-Florida residents | 34,631 | Travel can be unknown and contact can be unknown or pending for the same case, these numbers will sum to more than the "neither" total. | |
| Positive by BPHL/CDC | 858 | | |
| Positive by commercial/hospital lab | 33,773 | | |
| PCR positive | 23,993 | | |
| Antigen positive | 10,638 | | |
| Characteristics | | | |
| Florida residents hospitalized | 78,744 | | |
| Florida resident deaths | 30,478 | | |
| Non-Florida resident deaths | 540 | | |
| Hospitalized counts include anyone who was hospitalized at some point during their illness. It does not reflect the number of people currently hospitalized. | | | |
| More information on deaths identified through death certificate data is available on the National Center for Health Statistics website at www.cdc.gov/nchs/nvss/vsrr/COVID19/index.htm . | | | |

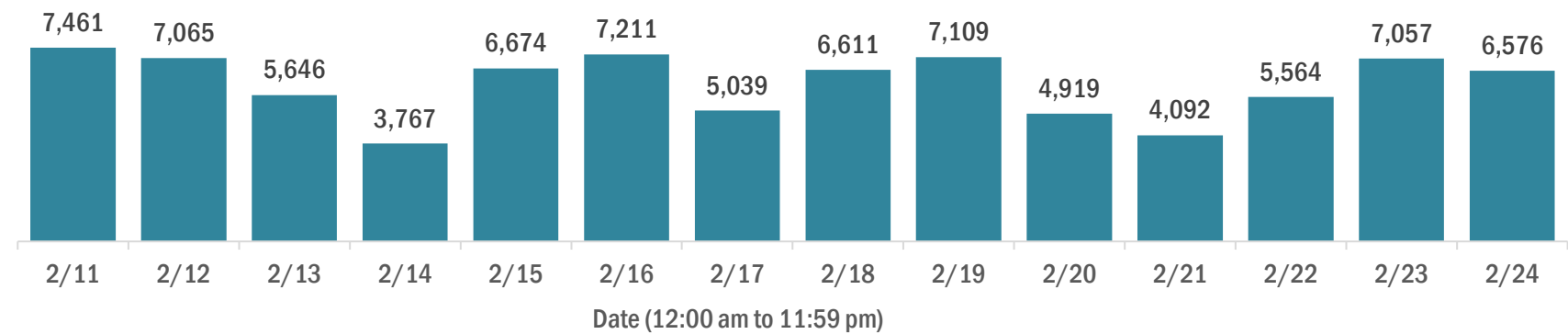
COVID-19: summary of laboratory testing

Data through Feb 24, 2021 verified as of Feb 25, 2021 at 09:25 AM

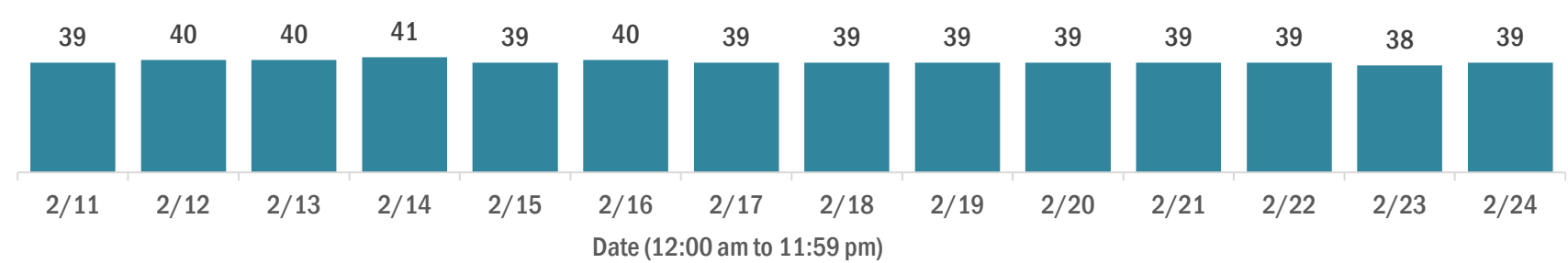
Data in this report are provisional and subject to change.

Cases in Florida residents per day for the past 2 weeks

Number of cases per day



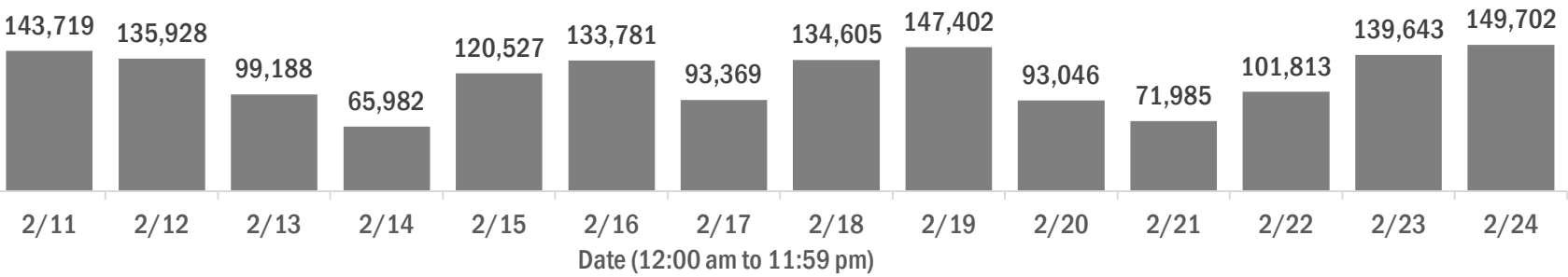
Median age of cases by day



Laboratory testing for Florida residents over the past 2 weeks

Number of Florida residents tested per day

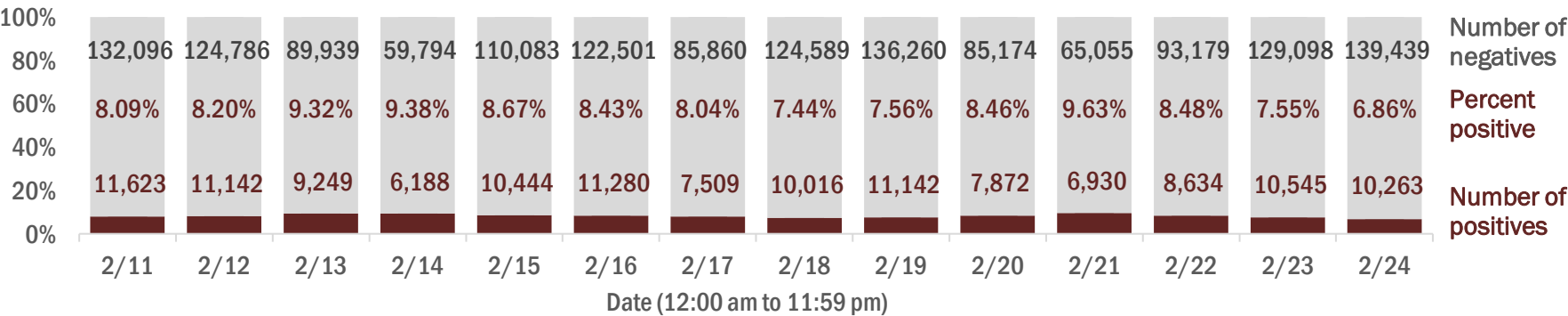
These counts include the number of people for whom the Department received PCR or antigen laboratory results by day. People tested on multiple days will be included for each day a new result was received. A person is only counted once for each day they are tested, regardless of whether multiple specimens are tested or multiple results are received.



Number and percent of Florida residents with positive test results

The percent of positive results ranged from 6.86% to 9.63% over the past 2 weeks and was 6.86% yesterday.

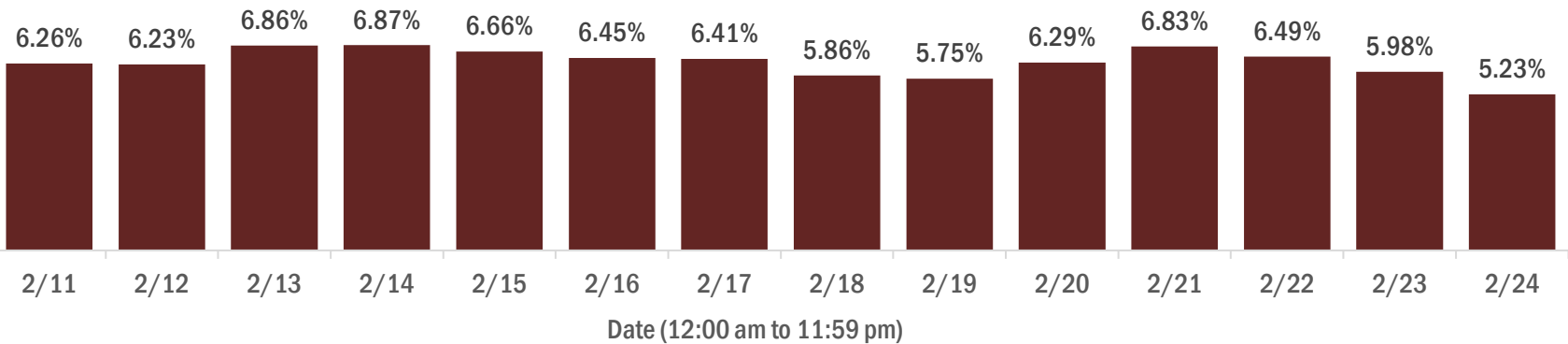
These counts include the number of people for whom the Department received PCR or antigen laboratory results by day. People tested on multiple days will be included for each day a new result was received. A person is only counted once for each day they are tested, regardless of whether multiple specimens are tested or multiple results are received. If a person has a positive specimen and a negative specimen in the same day, only the positive result is counted.



Percent positivity for new cases in Florida residents

The percent of positive results ranged from 5.23% to 6.87% over the past 2 weeks and was 5.23% yesterday.

This percent is the number of people who test PCR- or antigen-positive for the first time divided by all the people tested that day, excluding people who have previously tested positive.



COVID-19: characteristics of 1,857,670 Florida resident cases

Data through Feb 24, 2021 verified as of Feb 25, 2021 at 09:25 AM

Data in this report are provisional and subject to change.

| Age group | Cases | | Hospitalizations | | Deaths | |
|-------------|-----------|----------------------------|------------------|----------------------------|--------|-----|
| 0-4 years | 36,544 | <div><div></div></div> 2% | 516 | <div><div></div></div> 1% | 0 | 0% |
| 5-14 years | 113,421 | <div><div></div></div> 6% | 486 | <div><div></div></div> 1% | 5 | 0% |
| 15-24 years | 285,614 | <div><div></div></div> 15% | 1,949 | <div><div></div></div> 2% | 39 | 0% |
| 25-34 years | 323,023 | <div><div></div></div> 17% | 3,819 | <div><div></div></div> 5% | 157 | 1% |
| 35-44 years | 287,425 | <div><div></div></div> 15% | 5,756 | <div><div></div></div> 7% | 458 | 2% |
| 45-54 years | 283,195 | <div><div></div></div> 15% | 8,909 | <div><div></div></div> 11% | 1,140 | 4% |
| 55-64 years | 244,960 | <div><div></div></div> 13% | 13,292 | <div><div></div></div> 17% | 3,226 | 11% |
| 65-74 years | 155,097 | <div><div></div></div> 8% | 16,451 | <div><div></div></div> 21% | 6,466 | 21% |
| 75-84 years | 86,252 | <div><div></div></div> 5% | 16,419 | <div><div></div></div> 21% | 9,289 | 30% |
| 85+ years | 40,878 | <div><div></div></div> 2% | 11,141 | <div><div></div></div> 14% | 9,698 | 32% |
| Unknown | 1,261 | <div><div></div></div> 0% | 6 | <div><div></div></div> 0% | 0 | 0% |
| Total | 1,857,670 | | 78,744 | | 30,478 | |

| Gender | Cases | |
|---------|-----------|----------------------------|
| Female | 971,117 | <div><div></div></div> 52% |
| Male | 872,861 | <div><div></div></div> 47% |
| Unknown | 13,692 | <div><div></div></div> 1% |
| Total | 1,857,670 | |

| Ethnicity | Cases | | Hospitalizations | | Deaths | |
|--------------|-----------|----------------------------|------------------|----------------------------|--------|----------------------------|
| Hispanic | 589,044 | <div><div></div></div> 32% | 20,027 | <div><div></div></div> 25% | 7,025 | <div><div></div></div> 23% |
| Non-Hispanic | 888,101 | <div><div></div></div> 48% | 54,818 | <div><div></div></div> 70% | 21,324 | <div><div></div></div> 70% |
| Unknown | 380,525 | <div><div></div></div> 20% | 3,899 | <div><div></div></div> 5% | 2,129 | <div><div></div></div> 7% |
| Total | 1,857,670 | | 78,744 | | 30,478 | |

| Race and ethnicity | Cases | | Hospitalizations | | Deaths | |
|--------------------|-----------|----------------------------|------------------|----------------------------|--------|----------------------------|
| White | 1,035,428 | <div><div></div></div> 56% | 51,249 | <div><div></div></div> 65% | 22,182 | <div><div></div></div> 73% |
| Hispanic | 392,807 | <div><div></div></div> 21% | 14,187 | <div><div></div></div> 18% | 5,536 | <div><div></div></div> 18% |
| Non-Hispanic | 564,531 | <div><div></div></div> 30% | 35,443 | <div><div></div></div> 45% | 15,586 | <div><div></div></div> 51% |
| Unknown | 78,090 | <div><div></div></div> 4% | 1,619 | <div><div></div></div> 2% | 1,060 | <div><div></div></div> 3% |
| Black | 245,411 | <div><div></div></div> 13% | 16,382 | <div><div></div></div> 21% | 4,838 | <div><div></div></div> 16% |
| Hispanic | 14,184 | <div><div></div></div> 1% | 686 | <div><div></div></div> 1% | 195 | <div><div></div></div> 1% |
| Non-Hispanic | 210,517 | <div><div></div></div> 11% | 15,349 | <div><div></div></div> 19% | 4,465 | <div><div></div></div> 15% |
| Unknown | 20,710 | <div><div></div></div> 1% | 347 | <div><div></div></div> 0% | 178 | <div><div></div></div> 1% |
| Other race | 276,226 | <div><div></div></div> 15% | 8,837 | <div><div></div></div> 11% | 2,491 | <div><div></div></div> 8% |
| Hispanic | 139,358 | <div><div></div></div> 8% | 4,670 | <div><div></div></div> 6% | 1,114 | <div><div></div></div> 4% |
| Non-Hispanic | 94,189 | <div><div></div></div> 5% | 3,763 | <div><div></div></div> 5% | 1,160 | <div><div></div></div> 4% |
| Unknown | 42,679 | <div><div></div></div> 2% | 404 | <div><div></div></div> 1% | 217 | <div><div></div></div> 1% |
| Unknown race | 300,605 | <div><div></div></div> 16% | 2,276 | <div><div></div></div> 3% | 967 | <div><div></div></div> 3% |
| Hispanic | 42,695 | <div><div></div></div> 2% | 484 | <div><div></div></div> 1% | 180 | <div><div></div></div> 1% |
| Non-Hispanic | 18,864 | <div><div></div></div> 1% | 263 | <div><div></div></div> 0% | 113 | <div><div></div></div> 0% |
| Unknown | 239,046 | <div><div></div></div> 13% | 1,529 | <div><div></div></div> 2% | 674 | <div><div></div></div> 2% |
| Total | 1,857,670 | | 78,744 | | 30,478 | |

Hospitalization counts include anyone who was hospitalized at some point during their illness. It does not reflect the number of people currently hospitalized. **Other race** includes any person with a race of American Indian/Alaskan native, Asian, native Hawaiian/Pacific Islander, or other.

COVID-19: deaths in Florida residents and staff of long-term care facilities

Data through Feb 24, 2021 verified as of Feb 25, 2021 at 09:25 AM

Data in this report are provisional and subject to change.

For current cases in residents or staff of long-term care facilities, please visit: <https://floridahealthcovid19.gov/>

| County | Deaths | | County | Deaths | | County | Deaths | |
|--------------|--------|-----------------|--------------|--------|----------------|------------|--------|----------------|
| Palm Beach | 1009 | <div></div> 10% | Martin | 151 | <div></div> 1% | Gilchrist | 18 | <div></div> 0% |
| Dade | 985 | <div></div> 9% | Hernando | 148 | <div></div> 1% | Calhoun | 16 | <div></div> 0% |
| Pinellas | 853 | <div></div> 8% | Osceola | 135 | <div></div> 1% | Gadsden | 15 | <div></div> 0% |
| Broward | 621 | <div></div> 6% | Charlotte | 128 | <div></div> 1% | Gulf | 15 | <div></div> 0% |
| Hillsborough | 538 | <div></div> 5% | Clay | 117 | <div></div> 1% | Wakulla | 15 | <div></div> 0% |
| Polk | 408 | <div></div> 4% | Indian River | 115 | <div></div> 1% | Bradford | 14 | <div></div> 0% |
| Duval | 381 | <div></div> 4% | Leon | 86 | <div></div> 1% | Flagler | 14 | <div></div> 0% |
| Brevard | 378 | <div></div> 4% | Bay | 85 | <div></div> 1% | Washington | 13 | <div></div> 0% |
| Sarasota | 375 | <div></div> 4% | Jackson | 85 | <div></div> 1% | Baker | 12 | <div></div> 0% |
| Orange | 366 | <div></div> 3% | St. Johns | 82 | <div></div> 1% | Holmes | 10 | <div></div> 0% |
| Lee | 330 | <div></div> 3% | Highlands | 81 | <div></div> 1% | Jefferson | 10 | <div></div> 0% |
| Volusia | 278 | <div></div> 3% | Santa Rosa | 77 | <div></div> 1% | Lafayette | 8 | <div></div> 0% |
| Escambia | 265 | <div></div> 3% | Alachua | 66 | <div></div> 1% | Desoto | 7 | <div></div> 0% |
| Marion | 264 | <div></div> 3% | Suwannee | 58 | <div></div> 1% | Franklin | 7 | <div></div> 0% |
| St. Lucie | 231 | <div></div> 2% | Columbia | 47 | <div></div> 0% | Levy | 7 | <div></div> 0% |
| Pasco | 218 | <div></div> 2% | Sumter | 45 | <div></div> 0% | Dixie | 4 | <div></div> 0% |
| Seminole | 217 | <div></div> 2% | Putnam | 35 | <div></div> 0% | Monroe | 4 | <div></div> 0% |
| Lake | 208 | <div></div> 2% | Nassau | 33 | <div></div> 0% | Taylor | 3 | <div></div> 0% |
| Collier | 185 | <div></div> 2% | Hendry | 28 | <div></div> 0% | Hardee | 2 | <div></div> 0% |
| Manatee | 183 | <div></div> 2% | Walton | 27 | <div></div> 0% | Hamilton | 1 | <div></div> 0% |
| Citrus | 174 | <div></div> 2% | Okeechobee | 24 | <div></div> 0% | Liberty | 1 | <div></div> 0% |
| Okaloosa | 161 | <div></div> 2% | Madison | 19 | <div></div> 0% | Total | 10,496 | |

Note: cases are summarized by the county of usual residence. Residents and staff may be cases associated with facilities that are not in their county of usual residence, resulting in cases being included below for counties that do not have facilities with known cases.

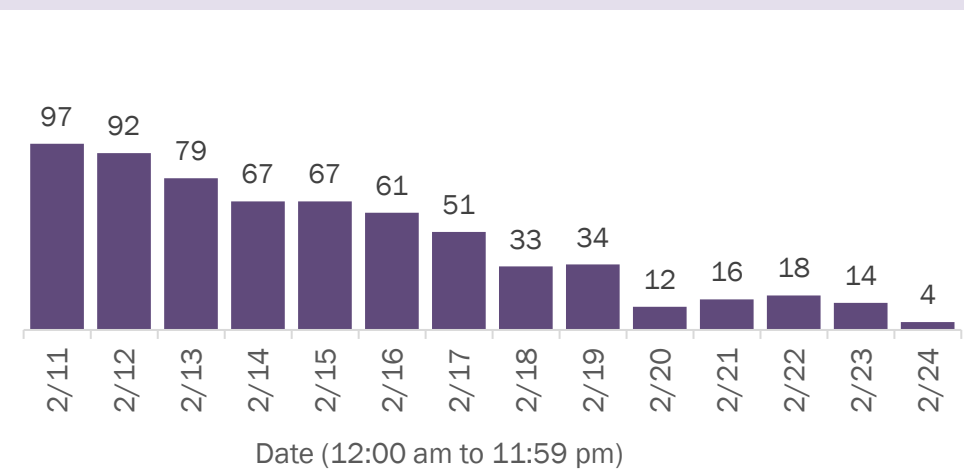
COVID-19: cases in Florida residents who have died

Data through Feb 24, 2021 verified as of Feb 25, 2021 at 09:25 AM

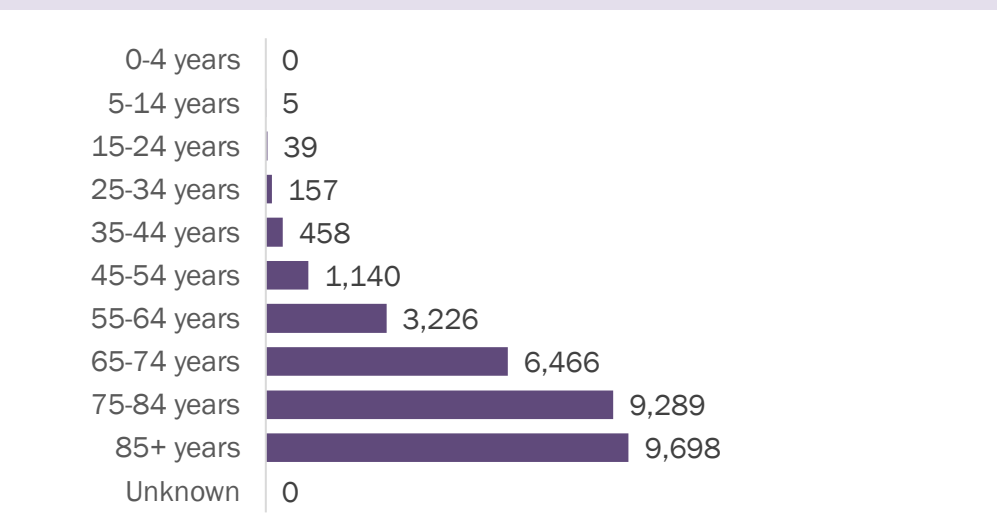
Data in this report are provisional and subject to change.

Demographics for all identified COVID-19 deaths: 30,478

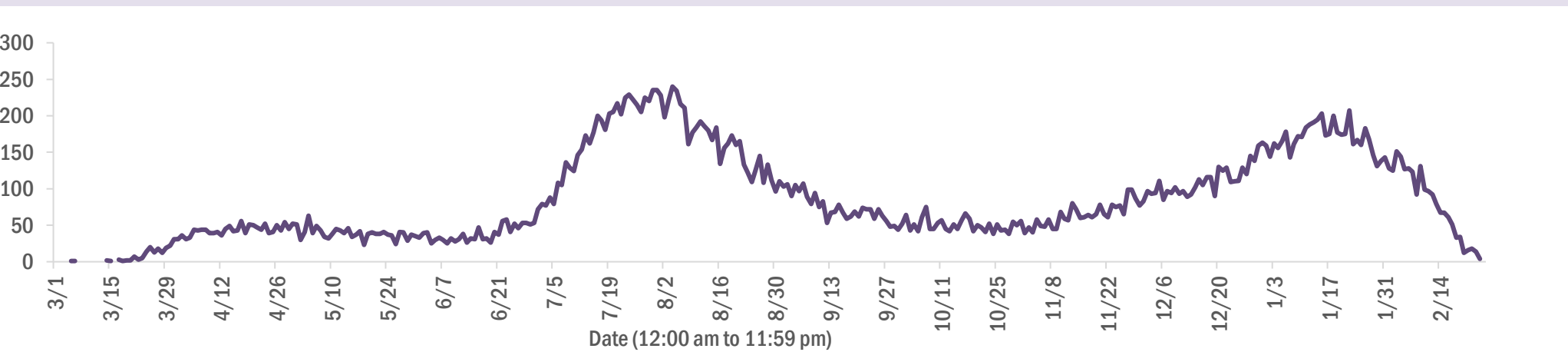
Deaths by date of death for the past 2 weeks



Deaths by age group



Deaths by date of death since March 2020



| Age group | Deaths | Cases | Case fatality rate | Mortality rate per 100,000 population |
|-------------|--------|-----------|--------------------|---------------------------------------|
| 0-4 years | 0 | 36,544 | 0.0% | 0.0 |
| 5-14 years | 5 | 113,421 | 0.0% | 0.2 |
| 15-24 years | 39 | 285,614 | 0.0% | 1.6 |
| 25-34 years | 157 | 323,023 | 0.0% | 5.5 |
| 35-44 years | 458 | 287,425 | 0.2% | 17.6 |
| 45-54 years | 1,140 | 283,195 | 0.4% | 40.9 |
| 55-64 years | 3,226 | 244,960 | 1.3% | 111.5 |
| 65-74 years | 6,466 | 155,097 | 4.2% | 266.4 |
| 75-84 years | 9,289 | 86,252 | 10.8% | 661.5 |
| 85+ years | 9,698 | 40,878 | 23.7% | 1679.2 |
| Unknown | 0 | 1,261 | 0.0% | |
| Total | 30,478 | 1,857,670 | 1.6% | 141.1 |

| Gender | Deaths | Cases | Case fatality rate | Mortality rate per 100,000 population |
|---------|--------|-----------|--------------------|---------------------------------------|
| Female | 13,430 | 971,117 | 1.4% | 121.6 |
| Male | 17,047 | 872,861 | 2.0% | 161.5 |
| Unknown | 1 | 13,692 | 0.0% | |
| Total | 30,478 | 1,857,670 | 1.6% | 141.1 |

| Race | Deaths | Cases | Case fatality rate | Mortality rate per 100,000 population |
|---------|--------|-----------|--------------------|---------------------------------------|
| White | 22,182 | 1,035,428 | 2.1% | 132.8 |
| Black | 4,838 | 245,411 | 2.0% | 132.3 |
| Other | 2,491 | 276,226 | 0.9% | 200.2 |
| Unknown | 967 | 300,605 | 0.3% | |
| Total | 30,478 | 1,857,670 | 1.6% | 141.1 |

| Ethnicity | Deaths | Cases | Case fatality rate | Mortality rate per 100,000 population |
|--------------|--------|-----------|--------------------|---------------------------------------|
| Non-Hispanic | 21,324 | 888,101 | 2.4% | 133.9 |
| Hispanic | 7,025 | 589,044 | 1.2% | 123.7 |
| Unknown | 2,129 | 380,525 | 0.6% | |
| Total | 30,478 | 1,857,670 | 1.6% | 141.1 |

COVID-19: characteristics of 1,857,670 cases

Data through Feb 24, 2021 verified as of Feb 25, 2021 at 09:25 AM

Data in this report are provisional and subject to change.

Tables below include cases in Florida residents and non-Florida residents.

All 67 Florida counties have cases:

| County | FL resident cases | | Non-FL resident cases | Total cases | FL resident deaths | FL death rate |
|--------------|-------------------|-----------------|-----------------------|-------------|--------------------|---------------|
| Dade | 402,005 | <div></div> 22% | 4,982 | 406,987 | 5,369 | 1.3% |
| Broward | 190,521 | <div></div> 10% | 2,217 | 192,738 | 2,365 | 1.2% |
| Palm Beach | 117,366 | <div></div> 6% | 2,007 | 119,373 | 2,443 | 2.1% |
| Orange | 111,812 | <div></div> 6% | 1,518 | 113,330 | 1,091 | 1.0% |
| Hillsborough | 109,564 | <div></div> 6% | 921 | 110,485 | 1,484 | 1.4% |
| Duval | 86,822 | <div></div> 5% | 1,436 | 88,258 | 1,139 | 1.3% |
| Pinellas | 64,314 | <div></div> 3% | 1,623 | 65,937 | 1,433 | 2.2% |
| Lee | 55,367 | <div></div> 3% | 1,908 | 57,275 | 869 | 1.6% |
| Polk | 56,188 | <div></div> 3% | 395 | 56,583 | 1,131 | 2.0% |
| Osceola | 35,921 | <div></div> 2% | 600 | 36,521 | 435 | 1.2% |
| Volusia | 33,678 | <div></div> 2% | 562 | 34,240 | 650 | 1.9% |
| Brevard | 32,990 | <div></div> 2% | 588 | 33,578 | 736 | 2.2% |
| Escambia | 30,017 | <div></div> 2% | 3,457 | 33,474 | 622 | 2.1% |
| Pasco | 32,738 | <div></div> 2% | 297 | 33,035 | 641 | 2.0% |
| Manatee | 30,933 | <div></div> 2% | 646 | 31,579 | 577 | 1.9% |
| Collier | 28,970 | <div></div> 2% | 1,067 | 30,037 | 452 | 1.6% |
| Leon | 28,118 | <div></div> 2% | 843 | 28,961 | 276 | 1.0% |
| Marion | 27,266 | <div></div> 1% | 116 | 27,382 | 780 | 2.9% |
| Seminole | 26,762 | <div></div> 1% | 205 | 26,967 | 422 | 1.6% |
| Sarasota | 25,576 | <div></div> 1% | 1,228 | 26,804 | 730 | 2.9% |
| Lake | 23,995 | <div></div> 1% | 347 | 24,342 | 544 | 2.3% |
| Alachua | 22,026 | <div></div> 1% | 246 | 22,272 | 228 | 1.0% |
| St. Lucie | 21,804 | <div></div> 1% | 145 | 21,949 | 543 | 2.5% |
| St. Johns | 19,710 | <div></div> 1% | 272 | 19,982 | 189 | 1.0% |
| Okaloosa | 18,470 | <div></div> 1% | 192 | 18,662 | 327 | 1.8% |
| Bay | 17,830 | <div></div> 1% | 700 | 18,530 | 339 | 1.9% |
| Santa Rosa | 16,761 | <div></div> 1% | 211 | 16,972 | 256 | 1.5% |
| Clay | 16,601 | <div></div> 1% | 40 | 16,641 | 304 | 1.8% |
| Hernando | 11,092 | <div></div> 1% | 87 | 11,179 | 398 | 3.6% |
| Indian River | 10,834 | <div></div> 1% | 91 | 10,925 | 260 | 2.4% |
| Charlotte | 10,461 | <div></div> 1% | 161 | 10,622 | 359 | 3.4% |
| Martin | 10,309 | <div></div> 1% | 191 | 10,500 | 273 | 2.6% |
| Citrus | 9,611 | <div></div> 1% | 76 | 9,687 | 395 | 4.1% |
| Sumter | 7,863 | <div></div> 0% | 83 | 7,946 | 235 | 3.0% |
| Nassau | 7,258 | <div></div> 0% | 423 | 7,681 | 109 | 1.5% |

| County | FL resident cases | | Non-FL resident cases | Total cases | FL resident deaths | FL death rate |
|------------|-------------------|----------------|-----------------------|-------------|--------------------|---------------|
| Columbia | 7,612 | <div></div> 0% | 37 | 7,649 | 155 | 2.0% |
| Highlands | 7,117 | <div></div> 0% | 72 | 7,189 | 298 | 4.2% |
| Walton | 6,268 | <div></div> 0% | 728 | 6,996 | 80 | 1.3% |
| Jackson | 5,829 | <div></div> 0% | 62 | 5,891 | 147 | 2.5% |
| Flagler | 5,804 | <div></div> 0% | 73 | 5,877 | 89 | 1.5% |
| Putnam | 5,801 | <div></div> 0% | 19 | 5,820 | 123 | 2.1% |
| Monroe | 5,459 | <div></div> 0% | 312 | 5,771 | 46 | 0.8% |
| Gadsden | 5,390 | <div></div> 0% | 16 | 5,406 | 83 | 1.5% |
| Suwannee | 5,072 | <div></div> 0% | 27 | 5,099 | 131 | 2.6% |
| Hendry | 4,261 | <div></div> 0% | 18 | 4,279 | 72 | 1.7% |
| Desoto | 3,730 | <div></div> 0% | 17 | 3,747 | 73 | 2.0% |
| Okeechobee | 3,506 | <div></div> 0% | 39 | 3,545 | 75 | 2.1% |
| Unknown | 368 | <div></div> 0% | 3,078 | 3,446 | 0 | 0.0% |
| Baker | 3,274 | <div></div> 0% | 15 | 3,289 | 55 | 1.7% |
| Wakulla | 3,139 | <div></div> 0% | 12 | 3,151 | 51 | 1.6% |
| Levy | 2,845 | <div></div> 0% | 9 | 2,854 | 35 | 1.2% |
| Bradford | 2,830 | <div></div> 0% | 13 | 2,843 | 52 | 1.8% |
| Hardee | 2,764 | <div></div> 0% | 13 | 2,777 | 29 | 1.0% |
| Taylor | 2,618 | <div></div> 0% | 6 | 2,624 | 41 | 1.6% |
| Washington | 2,596 | <div></div> 0% | 20 | 2,616 | 41 | 1.6% |
| Holmes | 2,139 | <div></div> 0% | 31 | 2,170 | 44 | 2.1% |
| Madison | 1,954 | <div></div> 0% | 26 | 1,980 | 42 | 2.1% |
| Gulf | 1,837 | <div></div> 0% | 23 | 1,860 | 37 | 2.0% |
| Union | 1,739 | <div></div> 0% | 1 | 1,740 | 70 | 4.0% |
| Calhoun | 1,604 | <div></div> 0% | 3 | 1,607 | 40 | 2.5% |
| Lafayette | 1,583 | <div></div> 0% | 0 | 1,583 | 24 | 1.5% |
| Hamilton | 1,547 | <div></div> 0% | 17 | 1,564 | 21 | 1.4% |
| Dixie | 1,480 | <div></div> 0% | 3 | 1,483 | 19 | 1.3% |
| Jefferson | 1,378 | <div></div> 0% | 22 | 1,400 | 24 | 1.7% |
| Gilchrist | 1,390 | <div></div> 0% | 4 | 1,394 | 33 | 2.4% |
| Franklin | 1,247 | <div></div> 0% | 31 | 1,278 | 14 | 1.1% |
| Liberty | 1,038 | <div></div> 0% | 1 | 1,039 | 15 | 1.4% |
| Glades | 898 | <div></div> 0% | 2 | 900 | 15 | 1.7% |
| Total | 1,857,670 | | 34,631 | 1,892,301 | 30,478 | 1.6% |

COVID-19: characteristics of 1,857,670 Florida resident cases

Data through Feb 24, 2021 verified as of Feb 25, 2021 at 09:25 AM

Data in this report are provisional and subject to change.

The table below includes the cities and counties of residence for cases in Florida residents based on the patient's ZIP Code. Note that city is not always received as part of the initial notification and may be missing while the case is being investigated.

| City and county | Cases |
|-----------------------------|---------|
| Miami, Dade | 232,936 |
| Orlando, Orange | 82,808 |
| Jacksonville, Duval | 81,596 |
| Tampa, Hillsborough | 64,129 |
| Hialeah, Dade | 56,889 |
| Fort Lauderdale, Broward | 41,071 |
| Hollywood, Broward | 36,552 |
| West Palm Beach, Palm Beach | 28,772 |
| Kissimmee, Osceola | 27,760 |
| Tallahassee, Leon | 27,130 |
| Pensacola, Escambia | 24,941 |
| Naples, Collier | 24,449 |
| Homestead, Dade | 24,242 |
| Saint Petersburg, Pinellas | 23,656 |
| Fort Myers, Lee | 21,815 |
| Bradenton, Manatee | 20,157 |
| Ocala, Marion | 20,125 |
| Boca Raton, Palm Beach | 19,722 |
| Lakeland, Polk | 19,599 |
| Pompano Beach, Broward | 18,533 |
| Gainesville, Alachua | 17,534 |
| Sarasota, Sarasota | 15,785 |
| Port Saint Lucie, St. Lucie | 14,373 |
| Lake Worth, Palm Beach | 14,286 |
| Cape Coral, Lee | 13,995 |
| Clearwater, Pinellas | 12,663 |
| Miami Beach, Dade | 12,544 |
| Miramar, Broward | 12,444 |
| Boynton Beach, Palm Beach | 11,375 |
| Panama City, Bay | 11,332 |
| Doral, Dade | 10,989 |
| Coral Springs, Broward | 10,859 |
| Miami Gardens, Dade | 10,622 |
| Saint Augustine, St. Johns | 10,593 |
| Melbourne, Brevard | 9,654 |
| Winter Haven, Polk | 9,457 |
| Delray Beach, Palm Beach | 8,874 |
| Lehigh Acres, Lee | 8,664 |
| Riverview, Hillsborough | 8,335 |
| Vero Beach, Indian River | 8,321 |
| Davie, Broward | 8,251 |
| Milton, Santa Rosa | 8,116 |
| New Port Richey, Pasco | 7,576 |
| Palm Bay, Brevard | 7,561 |
| Sunrise, Broward | 7,469 |
| Fort Pierce, St. Lucie | 7,278 |
| Coral Gables, Dade | 7,154 |
| Saint Cloud, Osceola | 7,070 |
| Largo, Pinellas | 7,032 |
| Lake City, Columbia | 6,939 |
| Daytona Beach, Volusia | 6,931 |
| Apopka, Orange | 6,818 |
| Orange Park, Clay | 6,790 |
| Spring Hill, Hernando | 6,612 |
| Plantation, Broward | 6,472 |
| Clermont, Lake | 6,369 |
| North Miami Beach, Dade | 6,350 |
| Davenport, Polk | 6,349 |
| Brandon, Hillsborough | 6,255 |

COVID-19: characteristics of 1,857,670 Florida resident cases

Data through Feb 24, 2021 verified as of Feb 25, 2021 at 09:25 AM

Data in this report are provisional and subject to change.

The table below includes the cities and counties of residence for cases in Florida residents based on the patient's ZIP Code. Note that city is not always received as part of the initial notification and may be missing while the case is being investigated.

| City and county | Cases |
|--------------------------------|-------|
| Jupiter, Palm Beach | 5,989 |
| Weston, Broward | 5,938 |
| Plant City, Hillsborough | 5,927 |
| Sanford, Seminole | 5,913 |
| Deltona, Volusia | 5,817 |
| Deerfield Beach, Broward | 5,537 |
| Winter Garden, Orange | 5,458 |
| Port Charlotte, Charlotte | 5,148 |
| Fort Walton Beach, Okaloosa | 5,138 |
| Tamarac, Broward | 5,110 |
| Crestview, Okaloosa | 4,920 |
| Stuart, Martin | 4,895 |
| Palm Coast, Flagler | 4,890 |
| Wesley Chapel, Pasco | 4,770 |
| Coconut Creek, Broward | 4,661 |
| Land O Lakes, Pasco | 4,650 |
| Palm Beach Gardens, Palm Beach | 4,642 |
| Margate, Broward | 4,558 |
| Palmetto, Manatee | 4,537 |
| Deland, Volusia | 4,528 |
| Winter Park, Orange | 4,498 |
| Palm Harbor, Pinellas | 4,482 |
| Wellington, Palm Beach | 4,399 |
| Oviedo, Seminole | 4,379 |
| Miami Lakes, Dade | 4,290 |
| Opa Locka, Dade | 4,152 |
| Altamonte Springs, Seminole | 4,093 |
| Middleburg, Clay | 4,044 |
| Lutz, Hillsborough | 3,974 |
| Port Orange, Volusia | 3,971 |
| Haines City, Polk | 3,967 |
| Live Oak, Suwannee | 3,956 |
| Brooksville, Hernando | 3,887 |
| Venice, Sarasota | 3,861 |
| North Port, Sarasota | 3,851 |
| Sebring, Highlands | 3,815 |
| Punta Gorda, Charlotte | 3,811 |
| Valrico, Hillsborough | 3,811 |
| Ocoee, Orange | 3,799 |
| Leesburg, Lake | 3,779 |
| The Villages, Sumter | 3,763 |
| Hallandale, Broward | 3,756 |
| Saint Johns, St. Johns | 3,673 |
| Arcadia, Desoto | 3,626 |
| Pembroke Pines, Broward | 3,622 |
| Ormond Beach, Volusia | 3,526 |
| Bonita Springs, Lee | 3,524 |
| Okeechobee, Okeechobee | 3,495 |
| Seminole, Pinellas | 3,492 |
| Navarre, Santa Rosa | 3,471 |
| Zephyrhills, Pasco | 3,436 |
| Pinellas Park, Pinellas | 3,256 |
| Windermere, Orange | 3,247 |
| Immokalee, Collier | 3,241 |
| Longwood, Seminole | 3,216 |
| North Lauderdale, Broward | 3,177 |
| Gulf Breeze, Santa Rosa | 3,171 |
| Ruskin, Hillsborough | 3,107 |
| North Miami, Dade | 3,086 |

COVID-19: characteristics of 1,857,670 Florida resident cases

Data through Feb 24, 2021 verified as of Feb 25, 2021 at 09:25 AM

Data in this report are provisional and subject to change.

The table below includes the cities and counties of residence for cases in Florida residents based on the patient's ZIP Code. Note that city is not always received as part of the initial notification and may be missing while the case is being investigated.

| City and county | Cases |
|------------------------------|-------|
| Niceville, Okaloosa | 3,074 |
| Cocoa, Brevard | 3,070 |
| Cantonment, Escambia | 3,024 |
| Panama City Beach, Bay | 2,903 |
| Jacksonville Beach, Duval | 2,869 |
| Quincy, Gadsden | 2,867 |
| Lake Worth Beach, Palm Beach | 2,835 |
| Crawfordville, Wakulla | 2,817 |
| Key West, Monroe | 2,799 |
| Cutler Ridge, Dade | 2,752 |
| Casselberry, Seminole | 2,731 |
| Hudson, Pasco | 2,702 |
| Bartow, Polk | 2,687 |
| Palatka, Putnam | 2,684 |
| Dade City, Pasco | 2,683 |
| Port Richey, Pasco | 2,674 |
| Fernandina Beach, Nassau | 2,637 |
| Green Cove Springs, Clay | 2,589 |
| North Fort Myers, Lee | 2,583 |
| Oakland Park, Broward | 2,569 |
| Titusville, Brevard | 2,545 |
| Lake Mary, Seminole | 2,505 |
| Winter Springs, Seminole | 2,488 |
| Kissimmee, Polk | 2,486 |
| Ponte Vedra Beach, St. Johns | 2,469 |
| Auburndale, Polk | 2,467 |
| Perry, Taylor | 2,459 |
| Aventura, Dade | 2,403 |
| Merritt Island, Brevard | 2,387 |
| Lynn Haven, Bay | 2,379 |
| Lake Wales, Polk | 2,378 |
| New Smyrna Beach, Volusia | 2,348 |
| Marianna, Jackson | 2,337 |
| Tarpon Springs, Pinellas | 2,330 |
| Inverness, Citrus | 2,302 |
| Clewiston, Hendry | 2,253 |
| Belle Glade, Palm Beach | 2,226 |
| Fleming Island, Clay | 2,204 |
| Eustis, Lake | 2,163 |
| Santa Rosa Beach, Walton | 2,153 |
| Parkland, Broward | 2,131 |
| Royal Palm Beach, Palm Beach | 2,119 |
| Wimauma, Hillsborough | 2,111 |
| Dunedin, Pinellas | 2,104 |
| Cooper City, Broward | 2,091 |
| Estero, Lee | 2,084 |
| Loxahatchee, Palm Beach | 2,057 |
| Chipley, Washington | 2,020 |
| Defuniak Springs, Walton | 2,017 |
| Holiday, Pasco | 1,992 |
| Rockledge, Brevard | 1,920 |
| Sarasota, Manatee | 1,912 |
| Key Biscayne, Dade | 1,907 |
| Starke, Bradford | 1,905 |
| Destin, Okaloosa | 1,899 |
| Labelle, Hendry | 1,885 |
| Parrish, Manatee | 1,871 |
| Mount Dora, Lake | 1,844 |
| Avon Park, Highlands | 1,837 |

COVID-19: characteristics of 1,857,670 Florida resident cases

Data through Feb 24, 2021 verified as of Feb 25, 2021 at 09:25 AM

Data in this report are provisional and subject to change.

The table below includes the cities and counties of residence for cases in Florida residents based on the patient's ZIP Code. Note that city is not always received as part of the initial notification and may be missing while the case is being investigated.

| City and county | Cases |
|-------------------------------|-------|
| Odessa, Hillsborough | 1,830 |
| Palm City, Martin | 1,829 |
| Mulberry, Polk | 1,811 |
| Tavares, Lake | 1,783 |
| Riviera Beach, Palm Beach | 1,771 |
| Seffner, Hillsborough | 1,726 |
| Summerfield, Marion | 1,722 |
| Yulee, Nassau | 1,716 |
| Groveland, Lake | 1,634 |
| Wauchula, Hardee | 1,608 |
| Macclenny, Baker | 1,599 |
| Pinecrest, Dade | 1,596 |
| Maitland, Orange | 1,569 |
| Mayo, Lafayette | 1,556 |
| Lithia, Hillsborough | 1,540 |
| Bonifay, Holmes | 1,537 |
| Coconut Grove, Dade | 1,533 |
| Sebastian, Indian River | 1,532 |
| Callahan, Nassau | 1,528 |
| Orange City, Volusia | 1,520 |
| Carol City, Dade | 1,505 |
| Ponte Vedra, St. Johns | 1,489 |
| Missing, Dade | 1,476 |
| Crossings, Dade | 1,474 |
| Homosassa, Citrus | 1,456 |
| Lady Lake, Lake | 1,447 |
| Crystal River, Citrus | 1,441 |
| Palmetto Bay, Dade | 1,441 |
| Dania, Broward | 1,372 |
| Pace, Santa Rosa | 1,348 |
| Lake Butler, Union | 1,347 |
| Lake Placid, Highlands | 1,340 |
| Madison, Madison | 1,303 |
| Gibsonton, Hillsborough | 1,298 |
| Sun City Center, Hillsborough | 1,289 |
| Atlantic Beach, Duval | 1,286 |
| Oldsmar, Pinellas | 1,279 |
| Dover, Hillsborough | 1,279 |
| Florida City, Dade | 1,275 |
| Biscayne Park, Dade | 1,262 |
| Monticello, Jefferson | 1,262 |
| Hobe Sound, Martin | 1,251 |
| Dunnellon, Marion | 1,242 |
| Edgewater, Volusia | 1,222 |
| Apollo Beach, Hillsborough | 1,221 |
| Indiantown, Martin | 1,216 |
| Palm Springs, Palm Beach | 1,215 |
| Alachua, Alachua | 1,214 |
| Graceville, Jackson | 1,206 |
| Debary, Volusia | 1,179 |
| Bellevue, Marion | 1,171 |
| Century, Escambia | 1,141 |
| North Palm Beach, Palm Beach | 1,135 |
| Lantana, Palm Beach | 1,117 |
| Newberry, Alachua | 1,101 |
| South Miami, Dade | 1,095 |
| Lecanto, Citrus | 1,071 |
| Havana, Gadsden | 1,062 |
| Hilliard, Nassau | 1,048 |

COVID-19: characteristics of 1,857,670 Florida resident cases

Data through Feb 24, 2021 verified as of Feb 25, 2021 at 09:25 AM

Data in this report are provisional and subject to change.

The table below includes the cities and counties of residence for cases in Florida residents based on the patient's ZIP Code. Note that city is not always received as part of the initial notification and may be missing while the case is being investigated.

| City and county | Cases |
|--------------------------------|-------|
| El Portal, Dade | 1,046 |
| Williston, Levy | 1,035 |
| Safety Harbor, Pinellas | 1,031 |
| Ellenton, Manatee | 1,024 |
| Beverly Hills, Citrus | 1,023 |
| Blountstown, Calhoun | 1,020 |
| Jasper, Hamilton | 1,017 |
| Jensen Beach, Martin | 1,007 |
| Freeport, Walton | 1,003 |
| Satellite Beach, Brevard | 973 |
| Wewahitchka, Gulf | 951 |
| Lauderhill, Broward | 949 |
| Trenton, Gilchrist | 949 |
| Sanderson, Baker | 938 |
| Wildwood, Sumter | 930 |
| Keystone Heights, Clay | 922 |
| Hernando, Citrus | 904 |
| Everglades National Park, Dade | 900 |
| Wilton Manors, Broward | 899 |
| Nokomis, Sarasota | 893 |
| Mary Esther, Okaloosa | 887 |
| Fellsmere, Indian River | 881 |
| Englewood, Charlotte | 880 |
| Frostproof, Polk | 878 |
| Port Saint Joe, Gulf | 856 |
| Polk City, Polk | 855 |
| Fisher Island, Dade | 854 |
| Key Largo, Monroe | 851 |
| Bushnell, Sumter | 849 |
| Dunnellon, Citrus | 845 |
| Moore Haven, Glades | 842 |
| Shalimar, Okaloosa | 830 |
| Medley, Dade | 829 |
| Coleman, Sumter | 827 |
| Lauderdale Lakes, Broward | 816 |
| Bristol, Liberty | 804 |
| Cross City, Dixie | 794 |
| Pahokee, Palm Beach | 780 |
| South Bay, Palm Beach | 775 |
| Marco Island, Collier | 747 |
| Cocoa Beach, Brevard | 737 |
| Fort Meade, Polk | 733 |
| Glen Saint Mary, Baker | 732 |
| High Springs, Alachua | 725 |
| Chiefland, Levy | 725 |
| Chattahoochee, Gadsden | 717 |
| Minneola, Lake | 703 |
| Olympia Heights, Dade | 703 |
| Uleta, Dade | 703 |
| Sorrento, Lake | 699 |
| Englewood, Sarasota | 696 |
| Indialantic, Brevard | 695 |
| Trinity, Pasco | 691 |
| Crescent City, Putnam | 688 |
| Thonotosassa, Hillsborough | 686 |
| Spring Hill, Pasco | 683 |
| Interlachen, Putnam | 683 |
| Miramar Beach, Walton | 683 |
| Coral, Dade | 678 |

COVID-19: characteristics of 1,857,670 Florida resident cases

Data through Feb 24, 2021 verified as of Feb 25, 2021 at 09:25 AM

Data in this report are provisional and subject to change.

The table below includes the cities and counties of residence for cases in Florida residents based on the patient's ZIP Code. Note that city is not always received as part of the initial notification and may be missing while the case is being investigated.

| City and county | Cases |
|--------------------------------|-------|
| Fruitland Park, Lake | 662 |
| Lawtey, Bradford | 654 |
| Bowling Green, Hardee | 649 |
| Marathon, Monroe | 643 |
| Southwest Ranches, Broward | 640 |
| Fort Myers Beach, Lee | 634 |
| Jacksonville, St. Johns | 634 |
| Old Town, Dixie | 631 |
| Umatilla, Lake | 623 |
| Fort White, Columbia | 617 |
| Lake Alfred, Polk | 617 |
| Neptune Beach, Duval | 604 |
| West Melbourne, Brevard | 599 |
| Silver Springs, Marion | 564 |
| Baker, Okaloosa | 563 |
| Bronson, Levy | 545 |
| Sneads, Jackson | 542 |
| Clearwater Beach, Pinellas | 538 |
| Belle Isle, Orange | 536 |
| South Daytona, Volusia | 532 |
| Weeki Wachee, Hernando | 531 |
| Palm Beach, Palm Beach | 525 |
| Jay, Santa Rosa | 524 |
| Carrabelle, Franklin | 521 |
| Gulfport, Pinellas | 520 |
| Bunnell, Flagler | 489 |
| Mascotte, Lake | 485 |
| Hawthorne, Alachua | 485 |
| Sweetwater, Dade | 485 |
| Surfside, Dade | 482 |
| Cottdale, Jackson | 474 |
| Molino, Escambia | 473 |
| Citra, Marion | 463 |
| Midway, Gadsden | 455 |
| Oakland, Orange | 453 |
| Zolfo Springs, Hardee | 453 |
| Oxford, Sumter | 452 |
| Rotunda West, Charlotte | 450 |
| Florida State University, Leon | 449 |
| East Palatka, Putnam | 446 |
| Myakka City, Manatee | 432 |
| Melbourne Beach, Brevard | 430 |
| Youngstown, Bay | 429 |
| Cape Canaveral, Brevard | 428 |
| Ocklawaha, Marion | 424 |
| Mims, Brevard | 420 |
| Altha, Calhoun | 417 |
| Branford, Suwannee | 412 |
| Tavernier, Monroe | 412 |
| Apalachicola, Franklin | 408 |
| Dundee, Polk | 407 |
| Indian Harbour Beach, Brevard | 405 |
| Bell, Gilchrist | 404 |
| Celebration, Osceola | 402 |
| Alva, Lee | 399 |
| Flagler Beach, Flagler | 397 |
| Centerville, Leon | 395 |
| Bal Harbour, Dade | 382 |
| Archer, Alachua | 372 |

COVID-19: characteristics of 1,857,670 Florida resident cases

Data through Feb 24, 2021 verified as of Feb 25, 2021 at 09:25 AM

Data in this report are provisional and subject to change.

The table below includes the cities and counties of residence for cases in Florida residents based on the patient's ZIP Code. Note that city is not always received as part of the initial notification and may be missing while the case is being investigated.

| City and county | Cases |
|------------------------------|-------|
| Haverhill, Palm Beach | 366 |
| Hastings, St. Johns | 362 |
| De Leon Springs, Volusia | 362 |
| Raiford, Union | 359 |
| Eagle Lake, Polk | 356 |
| Webster, Sumter | 353 |
| Osprey, Sarasota | 345 |
| Floral City, Citrus | 342 |
| Grand Ridge, Jackson | 339 |
| West Miami, Dade | 334 |
| Lake Park, Palm Beach | 327 |
| Greenville, Madison | 324 |
| Tequesta, Palm Beach | 323 |
| Holly Hill, Volusia | 321 |
| Vernon, Washington | 316 |
| Pierson, Volusia | 313 |
| Jennings, Hamilton | 312 |
| Malone, Jackson | 310 |
| Ave Maria, Collier | 310 |
| Grand Island, Lake | 308 |
| Chuluota, Seminole | 305 |
| Montverde, Lake | 303 |
| Satsuma, Putnam | 302 |
| Eastpoint, Franklin | 300 |
| Indian Rocks Beach, Pinellas | 292 |
| Gotha, Orange | 292 |
| Laurel Hill, Okaloosa | 289 |
| Westville, Holmes | 287 |
| Melrose, Putnam | 286 |
| Sebastian, Brevard | 284 |
| Elkton, St. Johns | 283 |
| Bryceville, Nassau | 283 |
| Lehigh, Lee | 283 |
| Reddick, Marion | 279 |
| Alafaya, Orange | 277 |
| Kenneth City, Pinellas | 276 |
| Valparaiso, Okaloosa | 273 |
| Fort McCoy, Marion | 273 |
| Malabar, Brevard | 269 |
| Greenwood, Jackson | 265 |
| O Brien, Suwannee | 265 |
| Anthony, Marion | 263 |
| Winter Park, Seminole | 260 |
| Ponce De Leon, Holmes | 259 |
| San Antonio, Pasco | 259 |
| Lake Panasoffkee, Sumter | 253 |
| Belleair, Pinellas | 249 |
| Geneva, Seminole | 242 |
| Morriston, Levy | 241 |
| Greenacres, Palm Beach | 238 |
| Inlet Beach, Walton | 237 |
| Missing, Volusia | 235 |
| South Pasadena, Pinellas | 234 |
| Edgewood, Orange | 230 |
| Missing, Orange | 230 |
| Sanibel, Lee | 228 |
| Southport, Bay | 225 |
| Lee, Madison | 223 |
| Fountain, Bay | 223 |

COVID-19: characteristics of 1,857,670 Florida resident cases

Data through Feb 24, 2021 verified as of Feb 25, 2021 at 09:25 AM

Data in this report are provisional and subject to change.

The table below includes the cities and counties of residence for cases in Florida residents based on the patient's ZIP Code. Note that city is not always received as part of the initial notification and may be missing while the case is being investigated.

| City and county | Cases |
|----------------------------------|-------|
| Gretna, Gadsden | 219 |
| Hosford, Liberty | 219 |
| Weirsdale, Marion | 217 |
| White Springs, Hamilton | 217 |
| Eglin Air Force Base, Okaloosa | 216 |
| Kindred, Osceola | 216 |
| Fern Park, Seminole | 213 |
| Longboat Key, Manatee | 207 |
| Hallandale Beach, Broward | 206 |
| Wellborn, Suwannee | 205 |
| University Of Central Fl, Orange | 204 |
| Mcdavid, Escambia | 198 |
| Bay Harbor Islands, Dade | 196 |
| Saint James City, Lee | 192 |
| Holt, Okaloosa | 189 |
| Lakewood Ranch, Manatee | 187 |
| Astatula, Lake | 186 |
| Islamorada, Monroe | 185 |
| Mcalpin, Suwannee | 185 |
| Juno Beach, Palm Beach | 182 |
| Azalea Park, Orange | 182 |
| Sopchoppy, Wakulla | 182 |
| Holmes Beach, Manatee | 180 |
| The Villages, Marion | 179 |
| Howey-In-The-Hills, Lake | 179 |
| Micanopy, Alachua | 178 |
| Altoona, Lake | 178 |
| Alford, Jackson | 177 |
| Poinciana, Polk | 176 |
| Babson Park, Polk | 175 |
| Zellwood, Orange | 171 |
| Madeira Beach, Pinellas | 168 |
| Atlantis, Palm Beach | 167 |
| The Villages, Lake | 167 |
| Lauderdale By The Sea, Broward | 165 |
| Mangonia Park, Palm Beach | 159 |
| Caryville, Washington | 158 |
| Center Hill, Sumter | 156 |
| University Of Miami, Dade | 155 |
| Lake Helen, Volusia | 154 |
| Summerland Key, Monroe | 153 |
| Odessa, Pasco | 152 |
| Viera, Brevard | 151 |
| Bokeelia, Lee | 149 |
| Rocky Point, Hillsborough | 146 |
| Lockhart, Orange | 146 |
| Pomona Park, Putnam | 146 |
| Golden Beach, Dade | 145 |
| University Of Fl, Alachua | 143 |
| Osteen, Volusia | 143 |
| Oak Hill, Volusia | 142 |
| Bay Lake, Orange | 141 |
| Hiawassee, Orange | 139 |
| Clair-Mel City, Hillsborough | 138 |
| Ponce Inlet, Volusia | 137 |
| Hypoluxo, Palm Beach | 137 |
| Citrus Springs, Citrus | 136 |
| Grant-Valkaria, Brevard | 134 |
| Hollister, Putnam | 133 |

COVID-19: characteristics of 1,857,670 Florida resident cases

Data through Feb 24, 2021 verified as of Feb 25, 2021 at 09:25 AM

Data in this report are provisional and subject to change.

The table below includes the cities and counties of residence for cases in Florida residents based on the patient's ZIP Code. Note that city is not always received as part of the initial notification and may be missing while the case is being investigated.

| City and county | Cases |
|---|-------|
| Cutler Bay, Dade | 128 |
| Baldwin, Duval | 128 |
| Carrollwood, Hillsborough | 128 |
| Sumterville, Sumter | 126 |
| Hampton, Bradford | 125 |
| Lutz, Pasco | 124 |
| Lady Lake, Sumter | 123 |
| Apopka, Seminole | 122 |
| San Mateo, Putnam | 121 |
| Clarksville, Calhoun | 119 |
| Christmas, Orange | 118 |
| Steinhatchee, Taylor | 118 |
| Matlacha, Lee | 117 |
| Inglis, Levy | 117 |
| Cloud Lake, Palm Beach | 116 |
| Lake Hamilton, Polk | 115 |
| Big Pine Key, Monroe | 114 |
| Paisley, Lake | 114 |
| Kendall, Dade | 113 |
| Placida, Charlotte | 112 |
| University Of Central Florida, Orange | 107 |
| Buena Ventura Lakes, Osceola | 104 |
| Missing, Lee | 103 |
| Callaway, Bay | 102 |
| Panacea, Wakulla | 102 |
| Dinsmore, Duval | 101 |
| Brooker, Bradford | 101 |
| Belleair Beach, Pinellas | 101 |
| Lamont, Jefferson | 100 |
| Temple Terrace, Hillsborough | 100 |
| Seville, Volusia | 99 |
| Hurlburt Field, Okaloosa | 98 |
| Astor, Lake | 98 |
| South Fort Myers, Lee | 97 |
| Tierra Verde, Pinellas | 96 |
| Canal Point, Palm Beach | 95 |
| West Park, Broward | 94 |
| Harmony, Osceola | 94 |
| Florahome, Putnam | 93 |
| Lighthouse Point, Broward | 91 |
| Waldo, Alachua | 91 |
| Bascom, Jackson | 90 |
| Barry University, Dade | 90 |
| Missing, St. Johns | 89 |
| Florida Gulf Coast Univ, Lee | 88 |
| Barefoot Bay, Brevard | 87 |
| Cedar Key, Levy | 87 |
| University Of South Florida, Hillsborough | 86 |
| Bradenton Beach, Manatee | 86 |
| Fruit Cove, St. Johns | 86 |
| Pinetta, Madison | 85 |
| Tyndall Air Force Base, Bay | 85 |
| Saint Leo, Pasco | 85 |
| Dania Beach, Broward | 84 |
| Maitland, Seminole | 84 |
| Missing, Marion | 82 |
| Lorida, Highlands | 82 |
| Crystal Beach, Pinellas | 81 |
| F M, Lee | 79 |

COVID-19: characteristics of 1,857,670 Florida resident cases

Data through Feb 24, 2021 verified as of Feb 25, 2021 at 09:25 AM

Data in this report are provisional and subject to change.

The table below includes the cities and counties of residence for cases in Florida residents based on the patient's ZIP Code. Note that city is not always received as part of the initial notification and may be missing while the case is being investigated.

| City and county | Cases |
|---------------------------------|-------|
| Kathleen, Polk | 77 |
| Sunny Isles Beach, Dade | 76 |
| Ocean Ridge, Palm Beach | 74 |
| City Of Sunrise, Broward | 74 |
| Palma Ceia, Hillsborough | 74 |
| Welaka, Putnam | 74 |
| Missing, St. Lucie | 73 |
| Patrick Air Force Base, Brevard | 72 |
| Avon Park, Polk | 72 |
| Eatonville, Orange | 71 |
| Fort Denaud, Hendry | 71 |
| Campbellton, Jackson | 70 |
| Saint Pete Beach, Pinellas | 69 |
| Air Mail Facility, Dade | 69 |
| Ochopee, Collier | 69 |
| Yalaha, Lake | 67 |
| Greensboro, Gadsden | 65 |
| Princeton, Dade | 64 |
| Boca Grande, Lee | 64 |
| North Venice, Sarasota | 64 |
| Stock Island, Monroe | 63 |
| Reunion, Osceola | 60 |
| Bonita Beach, Lee | 59 |
| Destin, Walton | 58 |
| Georgetown, Putnam | 58 |
| Orlando, Seminole | 57 |
| Anna Maria, Manatee | 57 |
| Cudjoe Key, Monroe | 57 |
| Bellview, Escambia | 56 |
| Mexico Beach, Bay | 56 |
| North Redington Beach, Pinellas | 55 |
| Micco, Brevard | 53 |
| Missing, Santa Rosa | 53 |
| Missing, Pinellas | 53 |
| Lake Suzy, Desoto | 53 |
| Heathrow, Seminole | 52 |
| Ona, Hardee | 52 |
| Miami, Unknown | 52 |
| Treasure Island, Pinellas | 51 |
| Walnut Hill, Escambia | 51 |
| Orlando, Dade | 51 |
| Northdale, Hillsborough | 50 |
| Missing, Lake | 49 |
| Felda, Hendry | 49 |
| Singer Island, Palm Beach | 49 |
| Okahumpka, Lake | 49 |
| Miami Springs, Dade | 48 |
| Aloma, Orange | 48 |
| Salt Springs, Marion | 47 |
| Miromar Lakes, Lee | 47 |
| Cinco Bayou, Okaloosa | 47 |
| Town N Country, Hillsborough | 47 |
| Palm Beach Shores, Palm Beach | 47 |
| Missing, Duval | 46 |
| Duette, Manatee | 45 |
| Missing, Pasco | 45 |
| Highland City, Polk | 44 |
| Orlando, Osceola | 44 |
| Enterprise, Volusia | 44 |

COVID-19: characteristics of 1,857,670 Florida resident cases

Data through Feb 24, 2021 verified as of Feb 25, 2021 at 09:25 AM

Data in this report are provisional and subject to change.

The table below includes the cities and counties of residence for cases in Florida residents based on the patient's ZIP Code. Note that city is not always received as part of the initial notification and may be missing while the case is being investigated.

| City and county | Cases |
|-----------------------------------|-------|
| University Of Tampa, Hillsborough | 44 |
| Waverly, Polk | 44 |
| Sewalls Point, Martin | 44 |
| Terra Ceia, Manatee | 43 |
| Florence Villa, Polk | 42 |
| Intercession City, Osceola | 42 |
| Manalapan, Palm Beach | 41 |
| Village Of Wellington, Palm Beach | 41 |
| Gulf Breeze, Escambia | 41 |
| Saint Johns, Duval | 40 |
| Kenansville, Osceola | 40 |
| Eaton Park, Polk | 40 |
| Lacoochee, Pasco | 39 |
| Key Colony Beach, Monroe | 39 |
| Orlando, Broward | 39 |
| Missing, Palm Beach | 39 |
| Ebro, Washington | 39 |
| Green Acres, Palm Beach | 39 |
| Florida International Univ, Dade | 38 |
| Bayonet Point, Pasco | 38 |
| Orlando, Volusia | 37 |
| Florida A And M University, Leon | 37 |
| Ponte Vedra, Duval | 37 |
| Village Wellington, Palm Beach | 36 |
| Naranja, Dade | 35 |
| Orlando, Polk | 35 |
| Pasadena, Pinellas | 34 |
| Highland Beach, Palm Beach | 34 |
| Flemington, Marion | 34 |
| Hialeah Gardens, Dade | 34 |
| Tice, Lee | 33 |
| Bay Pines, Pinellas | 32 |
| Cortez, Manatee | 32 |
| Palm Shores, Brevard | 32 |
| Dowling Park, Suwannee | 32 |
| Lulu, Columbia | 31 |
| Eloise, Polk | 31 |
| Bagdad, Santa Rosa | 31 |
| Homeland, Polk | 31 |
| Miami Shores, Dade | 31 |
| Bonaventure, Broward | 30 |
| Nocatee, Desoto | 29 |
| Stetson University, Volusia | 29 |
| Orlando, Hillsborough | 29 |
| Venus, Highlands | 29 |
| Lealman, Pinellas | 29 |
| Bonita Springs, Collier | 29 |
| Davenport, Osceola | 29 |
| Penney Farms, Clay | 29 |
| North Bay Village, Dade | 29 |
| Siesta Key, Sarasota | 29 |
| Hallandle Beach, Broward | 28 |
| Pensacola Beach, Santa Rosa | 28 |
| Mcintosh, Marion | 28 |
| Univ Of FI Student Dorms, Alachua | 28 |
| Lakeshore, Polk | 28 |
| Missing, Sumter | 27 |
| Saint Marks, Wakulla | 27 |
| South Palm Beach, Palm Beach | 27 |

COVID-19: characteristics of 1,857,670 Florida resident cases

Data through Feb 24, 2021 verified as of Feb 25, 2021 at 09:25 AM

Data in this report are provisional and subject to change.

The table below includes the cities and counties of residence for cases in Florida residents based on the patient's ZIP Code. Note that city is not always received as part of the initial notification and may be missing while the case is being investigated.

| City and county | Cases |
|------------------------------------|-------|
| Missing, Seminole | 27 |
| Florida State, Leon | 27 |
| Caryville, Holmes | 27 |
| Horseshoe Beach, Dixie | 27 |
| Jupiter, Martin | 27 |
| Kinard, Calhoun | 26 |
| Bayshore Gardens, Manatee | 26 |
| City Of Westlake, Palm Beach | 26 |
| Missing, Hillsborough | 26 |
| Palmdale, Glades | 26 |
| Miami, Broward | 26 |
| Homosassa Springs, Citrus | 26 |
| Poinciana, Osceola | 26 |
| Indian Lake Estates, Polk | 25 |
| Missing, Monroe | 25 |
| Chokoloskee, Collier | 25 |
| Alturas, Polk | 25 |
| South Miami Heights, Dade | 25 |
| Little Torch Key, Monroe | 25 |
| Tangerine, Orange | 25 |
| Pine Hills, Orange | 24 |
| Missing, Broward | 24 |
| Labelle, Glades | 24 |
| Fort Lauderdale, Dade | 24 |
| Missing, Escambia | 24 |
| Santa Fe, Alachua | 24 |
| Earleton, Alachua | 24 |
| Westchase, Hillsborough | 23 |
| New Smyrna, Volusia | 23 |
| Goulds, Dade | 23 |
| Wekiva Springs, Seminole | 23 |
| Ridge Manor, Pasco | 22 |
| Hawthorne, Putnam | 22 |
| Archer, Levy | 22 |
| Pembroke Park, Broward | 22 |
| La Crosse, Alachua | 22 |
| Bradley, Polk | 22 |
| Florida Dept Of Corrections, Union | 22 |
| Wausau, Washington | 22 |
| Yankeetown, Levy | 22 |
| Sydney, Hillsborough | 22 |
| Long Key, Monroe | 22 |
| Balm, Hillsborough | 22 |
| Tioga, Alachua | 22 |
| Perdido Key, Escambia | 21 |
| Orange Lake, Marion | 21 |
| Wabasso, Indian River | 21 |
| Sparr, Marion | 21 |
| Paxton, Walton | 21 |
| Plymouth, Orange | 21 |
| Bonifay, Washington | 21 |
| Bostwick, Putnam | 21 |
| Kissimmee, Orange | 21 |
| Loughman, Polk | 20 |
| Citrus Ridge, Indian River | 20 |
| Pine Castle, Orange | 20 |
| Branford, Lafayette | 20 |
| Missing, Citrus | 20 |
| Indian River Shores, Indian River | 20 |

COVID-19: characteristics of 1,857,670 Florida resident cases

Data through Feb 24, 2021 verified as of Feb 25, 2021 at 09:25 AM

Data in this report are provisional and subject to change.

The table below includes the cities and counties of residence for cases in Florida residents based on the patient's ZIP Code. Note that city is not always received as part of the initial notification and may be missing while the case is being investigated.

| City and county | Cases |
|--|-------|
| Missing, Manatee | 20 |
| Sugarloaf Key, Monroe | 20 |
| Sun City, Hillsborough | 19 |
| Florida International University, Dade | 19 |
| Babcock Ranch, Lee | 19 |
| Mexico Beach, Gulf | 19 |
| Crystal Springs, Pasco | 19 |
| Everglades City, Collier | 19 |
| Wildlight, Nassau | 19 |
| Mango, Hillsborough | 19 |
| Laud-By-The-Sea, Broward | 19 |
| Lowell, Marion | 18 |
| Hollywood, Dade | 18 |
| Parker, Bay | 18 |
| Westlake, Palm Beach | 18 |
| Orlando, Palm Beach | 18 |
| Fort Ogden, Desoto | 18 |
| Redington Shores, Pinellas | 18 |
| Goodland, Collier | 18 |
| Nichols, Polk | 17 |
| Nalcrest, Polk | 17 |
| Maxville, Duval | 17 |
| Champions Gate, Polk | 17 |
| Missing, Indian River | 17 |
| Graceville, Holmes | 17 |
| Candler, Marion | 17 |
| Jensen Beach, St. Lucie | 17 |
| Missing, Collier | 16 |
| Jacksonville, Unknown | 16 |
| West Panama City Beach, Bay | 16 |
| Orlando, Pinellas | 16 |
| High Springs, Gilchrist | 16 |
| Gulf Hammock, Levy | 16 |
| Shady Hills, Pasco | 16 |
| Union Park, Orange | 16 |
| Gulf Stream, Palm Beach | 15 |
| Webster, Hernando | 15 |
| Tallevast, Manatee | 15 |
| Hernando Beach, Hernando | 15 |
| Hutchinson Island, St. Lucie | 15 |
| White Springs, Columbia | 15 |
| Otter Creek, Levy | 15 |
| Woodville, Leon | 15 |
| Forest City, Orange | 15 |
| Lake City, Suwannee | 15 |
| Wewahitchka, Calhoun | 15 |
| Golden Oak, Orange | 15 |
| Lake Buena Vista, Orange | 15 |
| Trenton, Levy | 15 |
| Saint Lucie West, St. Lucie | 14 |
| Brooksville, Pasco | 14 |
| Winter Garden, Lake | 14 |
| Murdock, Charlotte | 14 |
| Copeland, Collier | 14 |
| Lakewood Ranch, Sarasota | 14 |
| Village Of Palmetto Bay, Dade | 14 |
| Mount Dora, Orange | 14 |
| Missing, Bay | 14 |
| Laurel Hill, Walton | 14 |

COVID-19: characteristics of 1,857,670 Florida resident cases

Data through Feb 24, 2021 verified as of Feb 25, 2021 at 09:25 AM

Data in this report are provisional and subject to change.

The table below includes the cities and counties of residence for cases in Florida residents based on the patient's ZIP Code. Note that city is not always received as part of the initial notification and may be missing while the case is being investigated.

| City and county | Cases |
|--------------------------------|-------|
| Suwannee, Dixie | 14 |
| Graham, Bradford | 13 |
| Wahneta, Polk | 13 |
| Kingsley Lake, Bradford | 13 |
| Missing, Brevard | 13 |
| Orlando, Brevard | 13 |
| Saint George Island, Franklin | 13 |
| Trilby, Pasco | 13 |
| Hialeah, Unknown | 13 |
| Daytona Beach Shores, Volusia | 13 |
| Belleair Bluffs, Pinellas | 13 |
| Lake Monroe, Seminole | 13 |
| Orlando, Lake | 13 |
| Johns Pass Village, Pinellas | 13 |
| Buckingham, Lee | 13 |
| Watersound, Walton | 13 |
| Orlando, Unknown | 12 |
| Choctaw Beach, Okaloosa | 12 |
| Fort Charlotte, Charlotte | 12 |
| Unknown, Dade | 12 |
| Long Boat Key, Manatee | 12 |
| Gonzalez, Escambia | 12 |
| Pensacola Beach, Escambia | 12 |
| Rosemary Beach, Walton | 12 |
| Roseland, Indian River | 12 |
| Holder, Citrus | 12 |
| Braden River, Manatee | 12 |
| Missing, Putnam | 12 |
| Missing, Unknown | 11 |
| Mount Plymouth, Lake | 11 |
| Greenville, Taylor | 11 |
| Orlando, Leon | 11 |
| Citrus Hills, Citrus | 11 |
| Durant, Hillsborough | 11 |
| Florida State Univ Admin, Leon | 11 |
| Indian Creek Village, Dade | 11 |
| Steinhatchee, Dixie | 11 |
| Deer Island, Lake | 11 |
| Alys Beach, Bay | 11 |
| Ramrod Key, Monroe | 11 |
| Missing, Polk | 10 |
| University Park, Manatee | 10 |
| Captiva, Lee | 10 |
| Deerfield Beach, Palm Beach | 10 |
| Eau Gallie, Brevard | 10 |
| Lake Como, Putnam | 10 |
| Grandin, Putnam | 10 |
| Redington Beach, Pinellas | 10 |
| Telogia, Liberty | 10 |
| Naples, Lee | 10 |
| Missing, Nassau | 10 |
| Ozona, Pinellas | 10 |
| Leisure City, Dade | 10 |
| Orlando, Duval | 10 |
| Hillsboro Beach, Broward | 10 |
| Passport, Unknown | 10 |
| Seacrest, Walton | 10 |
| Missing, Martin | 9 |
| Elfers, Pasco | 9 |

COVID-19: characteristics of 1,857,670 Florida resident cases

Data through Feb 24, 2021 verified as of Feb 25, 2021 at 09:25 AM

Data in this report are provisional and subject to change.

The table below includes the cities and counties of residence for cases in Florida residents based on the patient's ZIP Code. Note that city is not always received as part of the initial notification and may be missing while the case is being investigated.

| City and county | Cases |
|--|-------|
| Fanning Springs, Gilchrist | 9 |
| Nobleton, Hernando | 9 |
| Perrine, Dade | 9 |
| Saint Augustine, Duval | 9 |
| West Delray Beach, Palm Beach | 9 |
| Grant Valkaria, Brevard | 9 |
| Dade City, Hernando | 9 |
| Briny Breezes, Palm Beach | 9 |
| Lamont, Madison | 9 |
| Lloyd, Jefferson | 9 |
| Los Angeles, Dade | 9 |
| Forest City, Seminole | 9 |
| Haines Creek, Lake | 9 |
| Cypress, Jackson | 9 |
| Boca Raton, Broward | 9 |
| Babcock Ranch, Charlotte | 9 |
| Rubonia, Manatee | 9 |
| Sea Ranch Lakes, Broward | 9 |
| Palma Sola, Manatee | 9 |
| Missing, Taylor | 9 |
| East Lake, Marion | 9 |
| Cottdale, Washington | 9 |
| Gibsonia, Polk | 9 |
| Innovation, Pasco | 9 |
| Beverly Beach, Flagler | 9 |
| White City, Gulf | 8 |
| Worthington Springs, Union | 8 |
| Pine Ridge, Citrus | 8 |
| Fairfield, Marion | 8 |
| Cross Creek, Alachua | 8 |
| Fort Walton Beach, Unknown | 8 |
| Ferndale, Lake | 8 |
| Seybold, Dade | 8 |
| Missing, Okaloosa | 8 |
| Jerome, Collier | 8 |
| Barberville, Volusia | 8 |
| Ponce De Leon, Walton | 8 |
| Goldenrod, Seminole | 8 |
| Umatilla, Marion | 8 |
| Evinston, Alachua | 8 |
| Virginia Gardens, Dade | 8 |
| Salem, Taylor | 8 |
| Orange Springs, Marion | 7 |
| Fernandina, Nassau | 7 |
| Day, Lafayette | 7 |
| Basinger, Okeechobee | 7 |
| Port Saint John, Brevard | 7 |
| Orange Park, Duval | 7 |
| University Of Central Fl, Hillsborough | 7 |
| Orlando, Pasco | 7 |
| Longboat Key, Sarasota | 7 |
| Keystone Heights, Bradford | 7 |
| Missing, Clay | 7 |
| Niceville, Walton | 7 |
| Orlando, Alachua | 7 |
| River Ranch, Polk | 7 |
| Saint Augustine Beach, St. Johns | 7 |
| Putnam Hall, Putnam | 7 |
| Palm City, St. Lucie | 7 |

COVID-19: characteristics of 1,857,670 Florida resident cases

Data through Feb 24, 2021 verified as of Feb 25, 2021 at 09:25 AM

Data in this report are provisional and subject to change.

The table below includes the cities and counties of residence for cases in Florida residents based on the patient's ZIP Code. Note that city is not always received as part of the initial notification and may be missing while the case is being investigated.

| City and county | Cases |
|---------------------------------------|-------|
| Fort Lauderdale, Unknown | 7 |
| Switzerland, St. Johns | 7 |
| Aripeka, Pasco | 7 |
| Holt, Santa Rosa | 7 |
| Maitland, Volusia | 7 |
| Sunny Hills, Washington | 6 |
| Orlando, Flagler | 6 |
| Orlando, Marion | 6 |
| Indian Shores, Pinellas | 6 |
| Quail Heights, Dade | 6 |
| Punta Gorda, Lee | 6 |
| Valkaria, Brevard | 6 |
| Missing, Walton | 6 |
| Labelle, Lee | 6 |
| Winderemere, Orange | 6 |
| Winter Park, Polk | 6 |
| Coco River, Collier | 6 |
| Eglin, Okaloosa | 6 |
| Maitland, Hillsborough | 6 |
| Grove City, Charlotte | 6 |
| Glenwood, Volusia | 6 |
| Orchid, Indian River | 6 |
| Miccosukee, Leon | 6 |
| Pensacola, Unknown | 6 |
| Ybor City, Hillsborough | 6 |
| Morriston, Marion | 6 |
| Duck Key, Monroe | 6 |
| Newberry, Gilchrist | 6 |
| Lake Butler, Bradford | 6 |
| Missing, Flagler | 6 |
| Mayport Naval Station, Duval | 6 |
| Bradenton, Sarasota | 6 |
| Maitland, Osceola | 6 |
| Inglis, Citrus | 6 |
| Ocoee, Lake | 5 |
| Okeechobee, Martin | 5 |
| N/A, Unknown | 5 |
| Pompano Beach, Palm Beach | 5 |
| Orlando, Manatee | 5 |
| Wakulla Springs, Wakulla | 5 |
| Miami Beach, Unknown | 5 |
| Anastasia Island, St. Johns | 5 |
| East Rockland Key, Monroe | 5 |
| Fort Lauderdale, Lee | 5 |
| University Of Central FI, Martin | 5 |
| Williston, Marion | 5 |
| PSI, Unknown | 5 |
| San Carlos Park, Lee | 5 |
| Pompano Beach, Unknown | 5 |
| Bayou George, Bay | 5 |
| Boynton Beach, Broward | 5 |
| Miramar, Dade | 5 |
| Missing, Osceola | 5 |
| Miami Gardens, Unknown | 5 |
| Kissimmee, Unknown | 5 |
| Jacksonville Naval Air Station, Duval | 5 |
| Fort Lauderdale, Palm Beach | 5 |
| Hialeah, Broward | 5 |
| Ebro, Bay | 5 |

COVID-19: characteristics of 1,857,670 Florida resident cases

Data through Feb 24, 2021 verified as of Feb 25, 2021 at 09:25 AM

Data in this report are provisional and subject to change.

The table below includes the cities and counties of residence for cases in Florida residents based on the patient's ZIP Code. Note that city is not always received as part of the initial notification and may be missing while the case is being investigated.

| City and county | Cases |
|------------------------------------|-------|
| Bruce, Holmes | 5 |
| Westchester, Dade | 5 |
| Port Salerno, Martin | 5 |
| Missing, Sarasota | 5 |
| Missing, Highlands | 5 |
| Scottsmoor, Brevard | 5 |
| Stuart, St. Lucie | 5 |
| Pass, Unknown | 5 |
| Miami, Palm Beach | 5 |
| Missing, Leon | 5 |
| Milton, Escambia | 5 |
| Shady Grove, Taylor | 5 |
| Mayport, Duval | 5 |
| Inlet Beach, Bay | 5 |
| Deland, Lake | 5 |
| Greenville, Jefferson | 4 |
| Oklawaha, Marion | 4 |
| Live Oak, Madison | 4 |
| Loxahatchee Groves, Palm Beach | 4 |
| Port Charlotte, Unknown | 4 |
| Okeechobee, Glades | 4 |
| West Bradenton, Manatee | 4 |
| Pensacola, Santa Rosa | 4 |
| Glen Ridge, Palm Beach | 4 |
| Coconut Creek, Palm Beach | 4 |
| Mid Florida, Seminole | 4 |
| Ocean Breeze, Martin | 4 |
| Highland Park, Polk | 4 |
| Margate, Unknown | 4 |
| Melrose, Bradford | 4 |
| Branford, Gilchrist | 4 |
| Cape Haze, Charlotte | 4 |
| Clewiston, Palm Beach | 4 |
| Conch Key, Monroe | 4 |
| Okeechobee, Osceola | 4 |
| Sugarloaf, Monroe | 4 |
| Clarcona, Orange | 4 |
| Lazy Lake, Broward | 4 |
| Lamont, Taylor | 4 |
| Sandestin, Walton | 4 |
| Seacrest, Bay | 4 |
| Point Washington, Walton | 4 |
| Pompano Beach, Dade | 4 |
| El Jobean, Charlotte | 4 |
| Bella Collina, Lake | 4 |
| Alys Beach, Walton | 4 |
| Missing, Alachua | 4 |
| Naples, Unknown | 4 |
| Hinsdale, Manatee | 4 |
| Weirsdale, Lake | 4 |
| Oneco, Manatee | 4 |
| International Service Center, Dade | 4 |
| Hollywood, Unknown | 4 |
| Indian Rock Beach, Pinellas | 4 |
| Bowling Green, Polk | 4 |
| Cypress Gardens, Polk | 4 |
| Crestview, Walton | 3 |
| Cape San Blas, Gulf | 3 |
| Apopka, Lake | 3 |

COVID-19: characteristics of 1,857,670 Florida resident cases

Data through Feb 24, 2021 verified as of Feb 25, 2021 at 09:25 AM

Data in this report are provisional and subject to change.

The table below includes the cities and counties of residence for cases in Florida residents based on the patient's ZIP Code. Note that city is not always received as part of the initial notification and may be missing while the case is being investigated.

| City and county | Cases |
|-------------------------------------|-------|
| Green Cove Springs, Duval | 3 |
| Fernandina Beach, Duval | 3 |
| Fpo, Duval | 3 |
| Island Grove, Alachua | 3 |
| Mayport Naval Housing, Duval | 3 |
| Samoset, Manatee | 3 |
| San Fernando, Unknown | 3 |
| Monticello, Madison | 3 |
| Vernon, Bay | 3 |
| High Springs, Columbia | 3 |
| Jonesville, Alachua | 3 |
| Julington Creek, St. Johns | 3 |
| Jupiter Island, Martin | 3 |
| Longwood, Unknown | 3 |
| Mims, Volusia | 3 |
| Miramar, Unknown | 3 |
| Marco Island, Lee | 3 |
| Alford, Washington | 3 |
| Altamonte Springs, Orange | 3 |
| Pembroke Pines, Unknown | 3 |
| Ocean Reef Club, Monroe | 3 |
| Vero Beach, St. Lucie | 3 |
| Land O Lakes, Hillsborough | 3 |
| Lady Lake, Marion | 3 |
| Fisher Island, Unknown | 3 |
| Jacksonville , Duval | 3 |
| Bay Harbor Islands, Unknown | 3 |
| Ft Pierce, St. Lucie | 3 |
| Milligan, Okaloosa | 3 |
| Westville, Walton | 3 |
| Sorrento, Orange | 3 |
| Stuart, Palm Beach | 3 |
| Chicago, Lee | 3 |
| Coraopolis, Citrus | 3 |
| Champions Gate, Osceola | 3 |
| Bristol, Calhoun | 3 |
| Jacksonville, Alachua | 3 |
| North Fort Myers, Charlotte | 3 |
| Los Angeles, Broward | 3 |
| Lake Worth, Broward | 3 |
| Jacksonville, Dade | 3 |
| Pass, Dade | 3 |
| Vero Beach, Brevard | 3 |
| Brewton, Escambia | 3 |
| Apopka, Broward | 3 |
| Lake Harbor, Palm Beach | 3 |
| Lanark Village, Franklin | 3 |
| Maitland, Polk | 3 |
| Missing, Columbia | 3 |
| Orem, Palm Beach | 3 |
| Pp, Dade | 3 |
| Pp, Unknown | 3 |
| Woodside, Broward | 3 |
| Village Of Golf, Palm Beach | 3 |
| Wildwood, Marion | 3 |
| Saint Petersburg, Hillsborough | 3 |
| Port Saint Lucie, Martin | 3 |
| Saint Augusaintine Beach, St. Johns | 3 |
| Palm Coast, Volusia | 3 |

COVID-19: characteristics of 1,857,670 Florida resident cases

Data through Feb 24, 2021 verified as of Feb 25, 2021 at 09:25 AM

Data in this report are provisional and subject to change.

The table below includes the cities and counties of residence for cases in Florida residents based on the patient's ZIP Code. Note that city is not always received as part of the initial notification and may be missing while the case is being investigated.

| City and county | Cases |
|--|-------|
| Miami, Orange | 3 |
| Lynbrook, Broward | 3 |
| Miami Gardens, Broward | 3 |
| Lake Geneva, Clay | 3 |
| Lake City, Duval | 3 |
| Lakeland, Hillsborough | 3 |
| Immokalee, Lee | 3 |
| Hallandale Beach, Unknown | 3 |
| Fort Myers, Unknown | 3 |
| Blountstown, Liberty | 3 |
| Tarpon Springs, Pasco | 3 |
| Tampa, Pinellas | 3 |
| Tampa Palms, Hillsborough | 3 |
| Pineland, Lee | 3 |
| Winter Garden, Seminole | 3 |
| Jacksonville, Clay | 3 |
| Marina Del Rey, Dade | 3 |
| Laurel, Sarasota | 3 |
| Ludlam, Dade | 3 |
| Clermont, Orange | 3 |
| Clermont, Polk | 2 |
| Bronx, Seminole | 2 |
| Doctors Inlet, Clay | 2 |
| Bonifay, Jackson | 2 |
| Bonnie, Sarasota | 2 |
| Lecanto, Marion | 2 |
| Miami Shores, Broward | 2 |
| Maitland, Leon | 2 |
| Fort Myers, Collier | 2 |
| Fort Pierce, Martin | 2 |
| Lake Helen, Orange | 2 |
| Winter Park, Leon | 2 |
| Weston, Dade | 2 |
| West Palm Beach, Dade | 2 |
| Redland, Dade | 2 |
| Olustee, Baker | 2 |
| Orlando, Santa Rosa | 2 |
| Orlando, Charlotte | 2 |
| Palm Springs North, Dade | 2 |
| Missing, Hernando | 2 |
| Blountstown, Jackson | 2 |
| Alligator Point, Franklin | 2 |
| Bradington, Manatee | 2 |
| Coconut Creek, Unknown | 2 |
| Crawfordville, Leon | 2 |
| Eatonville, Lake | 2 |
| Hallandale Beach, Dade | 2 |
| Lawtey, Union | 2 |
| Lutz, Pinellas | 2 |
| Los Angeles, Okaloosa | 2 |
| Phoenix, Lake | 2 |
| None, Dade | 2 |
| Mount Pleasant, Gadsden | 2 |
| Navarre, Okaloosa | 2 |
| Seven Springs, Pasco | 2 |
| Upper Key Largo, Monroe | 2 |
| University Of Central Florida, Brevard | 2 |
| West Palm Beach, Broward | 2 |
| West Villages, Sarasota | 2 |

COVID-19: characteristics of 1,857,670 Florida resident cases

Data through Feb 24, 2021 verified as of Feb 25, 2021 at 09:25 AM

Data in this report are provisional and subject to change.

The table below includes the cities and counties of residence for cases in Florida residents based on the patient's ZIP Code. Note that city is not always received as part of the initial notification and may be missing while the case is being investigated.

| City and county | Cases |
|---|-------|
| Zellwood, Lake | 2 |
| University Of Central Florida, Palm Beach | 2 |
| University Of Central Florida, Pinellas | 2 |
| Wimauma, Manatee | 2 |
| Wekiwa Springs, Seminole | 2 |
| Provo, Broward | 2 |
| Sumatra, Liberty | 2 |
| Portland, Unknown | 2 |
| Moore Haven, Hendry | 2 |
| Naples, Broward | 2 |
| Maitland, Lake | 2 |
| Hialeah Lakes, Dade | 2 |
| Hialeah, Orange | 2 |
| Cassadaga, Volusia | 2 |
| Fort Walton Beach, Walton | 2 |
| Duke Field Air Force Station, Okaloosa | 2 |
| Dunnellon, Levy | 2 |
| University Of Central Florida, Broward | 2 |
| Ridge Manor Estates, Sumter | 2 |
| Saint Teresa, Wakulla | 2 |
| Ocala, Unknown | 2 |
| Orlando, Okaloosa | 2 |
| Miamt, Dade | 2 |
| Maitland, Pasco | 2 |
| Madison, Unknown | 2 |
| Florida Power & Light Co, Dade | 2 |
| Amelia City, Nassau | 2 |
| Apopka, Unknown | 2 |
| Alligator Point, Wakulla | 2 |
| Chipley, Jackson | 2 |
| Melrose, Clay | 2 |
| Mesa, Unknown | 2 |
| Marina Del Rey, Broward | 2 |
| Longview, Dade | 2 |
| Jacksonville, Nassau | 2 |
| Jacksonville Naval Hospital, Duval | 2 |
| Hosford, Calhoun | 2 |
| Aventura, Broward | 2 |
| 000000, Unknown | 2 |
| Dfafs, Okaloosa | 2 |
| Summerfield, Unknown | 2 |
| Tampa, Hernando | 2 |
| Sharpes, Brevard | 2 |
| Sebring, Desoto | 2 |
| Saint Lucie Village, St. Lucie | 2 |
| Ormond Beach, Flagler | 2 |
| Noma, Holmes | 2 |
| Orlando, Lee | 2 |
| Panama City, Unknown | 2 |
| Pembroke Pines, Dade | 2 |
| Wauchula, Desoto | 2 |
| Vero Beach, Unknown | 2 |
| Yeehaw, Okeechobee | 2 |
| Windermere, Lake | 2 |
| Wacissa, Jefferson | 2 |
| Tampa, Unknown | 2 |
| Sutton, Pasco | 2 |
| Red Bay, Holmes | 2 |
| Saint Marys, Nassau | 2 |

COVID-19: characteristics of 1,857,670 Florida resident cases

Data through Feb 24, 2021 verified as of Feb 25, 2021 at 09:25 AM

Data in this report are provisional and subject to change.

The table below includes the cities and counties of residence for cases in Florida residents based on the patient's ZIP Code. Note that city is not always received as part of the initial notification and may be missing while the case is being investigated.

| City and county | Cases |
|------------------------------------|-------|
| Pembroke Lakes, Broward | 2 |
| Port Saint Lucie, Palm Beach | 2 |
| Fort Lauderdale, Alachua | 2 |
| Deerfield Beach, Unknown | 2 |
| Doral, Unknown | 2 |
| Brooklyn, Broward | 2 |
| Cross City, Taylor | 2 |
| Carl Fisher, Dade | 2 |
| Jupiter, Dade | 2 |
| Homeless, Hillsborough | 2 |
| Lakeland, Unknown | 2 |
| Micanopy, Marion | 2 |
| Venice, Dade | 2 |
| West Palm Beach, Unknown | 2 |
| Windermere, Hillsborough | 2 |
| Winter Park, Volusia | 2 |
| Winter Springs, Orange | 2 |
| Okeechobee, Highlands | 2 |
| Orlando, Escambia | 2 |
| Port Charlotte, Lee | 2 |
| Port St. Lucie, St. Lucie | 2 |
| Sand Lake, Orange | 2 |
| University Of Central Fl, Seminole | 2 |
| Union, Manatee | 2 |
| At Large, Broward | 2 |
| Bonnie, Dade | 2 |
| Fort Pierce, Brevard | 2 |
| Graceville, Unknown | 2 |
| Eatonville, Polk | 2 |
| Delray Beach, Broward | 2 |
| Marathon Shores, Monroe | 2 |
| Miami, Martin | 2 |
| Long Beach, Orange | 2 |
| New Port Richey, Hillsborough | 2 |
| Jena, Taylor | 2 |
| Lauderhill, Unknown | 2 |
| Labelle, Collier | 2 |
| Port Canaveral, Brevard | 2 |
| Sarasota, Unknown | 2 |
| Tampa, Broward | 2 |
| Tarpon Springs, Hillsborough | 2 |
| Sunrise, Unknown | 2 |
| Seguin, Unknown | 2 |
| Oakland Park, Unknown | 2 |
| Orlando, Collier | 2 |
| Orlando, St. Lucie | 2 |
| Plantation Key, Monroe | 2 |
| Marysville, Dade | 2 |
| Callahan, Duval | 2 |
| Cross Key, Monroe | 2 |
| Dade City, Unknown | 2 |
| Cibolo, Orange | 2 |
| Claysville, Hernando | 2 |
| Crescent Beach, Sarasota | 2 |
| Defuniak Springs, Okaloosa | 2 |
| Defuniak Springs, Unknown | 2 |
| Dona Vista, Lake | 1 |
| East Setauket, Palm Beach | 1 |
| El Dorado, Palm Beach | 1 |

COVID-19: characteristics of 1,857,670 Florida resident cases

Data through Feb 24, 2021 verified as of Feb 25, 2021 at 09:25 AM

Data in this report are provisional and subject to change.

The table below includes the cities and counties of residence for cases in Florida residents based on the patient's ZIP Code. Note that city is not always received as part of the initial notification and may be missing while the case is being investigated.

| City and county | Cases |
|--------------------------------|-------|
| Fleming Island, Duval | 1 |
| Fellsmere, Brevard | 1 |
| Crestview, Broward | 1 |
| Clearwater, Leon | 1 |
| Charlotte, Alachua | 1 |
| Dalecity, Okaloosa | 1 |
| Daytona Beach, Orange | 1 |
| Deerfield Beach, Polk | 1 |
| Crystal River, Marion | 1 |
| Crystal River, Unknown | 1 |
| Canton, Duval | 1 |
| Cantonment, Santa Rosa | 1 |
| Cape Coral, Unknown | 1 |
| Brooklyn, Polk | 1 |
| Bryceville, Duval | 1 |
| Bradenton, Lee | 1 |
| Boca Raton, Dade | 1 |
| Boca Raton, Madison | 1 |
| Bogota, Unknown | 1 |
| Bal Harbour, Broward | 1 |
| Atlanta, Walton | 1 |
| Attalla, Broward | 1 |
| Auburn, Palm Beach | 1 |
| Autaugaville, Broward | 1 |
| Apopka, Volusia | 1 |
| Alachua, Suwannee | 1 |
| Alafaya, Broward | 1 |
| Alafaya, Pinellas | 1 |
| Lake Clarke Shores, Palm Beach | 1 |
| Lake Forest, Collier | 1 |
| Merrick, Palm Beach | 1 |
| Metter, Manatee | 1 |
| Miami, Osceola | 1 |
| Miamiardens, Unknown | 1 |
| Miamksaohes, Dade | 1 |
| Jacksonville, Baker | 1 |
| Jacksonville, Marion | 1 |
| Irmo, Unknown | 1 |
| Key West, Palm Beach | 1 |
| Kilgore, Dade | 1 |
| Jupiter Inlet, Palm Beach | 1 |
| Jzx, Unknown | 1 |
| Land O Lakes, Unknown | 1 |
| Landolakes, Unknown | 1 |
| Lawton, Okaloosa | 1 |
| Levittown, Palm Beach | 1 |
| Lima, Manatee | 1 |
| Lima, Volusia | 1 |
| Macclenny, Dixie | 1 |
| Madison, Jefferson | 1 |
| Maitland, Collier | 1 |
| Florida City, Unknown | 1 |
| Fort Lauderdale, Collier | 1 |
| Gainesville, Levy | 1 |
| Glen Cove, Unknown | 1 |
| Glen Saint Mary, Duval | 1 |
| Golden Oak, Hillsborough | 1 |
| Immokalee, Walton | 1 |
| Greensboro, Leon | 1 |

COVID-19: characteristics of 1,857,670 Florida resident cases

Data through Feb 24, 2021 verified as of Feb 25, 2021 at 09:25 AM

Data in this report are provisional and subject to change.

The table below includes the cities and counties of residence for cases in Florida residents based on the patient's ZIP Code. Note that city is not always received as part of the initial notification and may be missing while the case is being investigated.

| City and county | Cases |
|------------------------------|-------|
| Plantation, Leon | 1 |
| Pooler, Broward | 1 |
| Pensacola, Dade | 1 |
| Panomo City, Bay | 1 |
| Parrish, Sarasota | 1 |
| Orlando, Walton | 1 |
| Oviedo, Lake | 1 |
| Orlando, St. Johns | 1 |
| San Marcos, Unknown | 1 |
| Rye, Palm Beach | 1 |
| Saint Petersburg, Bay | 1 |
| Ridgewood, Lee | 1 |
| Roayl Palm Beach, Palm Beach | 1 |
| Roseville, Broward | 1 |
| Port St. Lucie, Unknown | 1 |
| Punta Gorda, Sarasota | 1 |
| Putnam, Putnam | 1 |
| Orlando, Gadsden | 1 |
| Orlando, Hernando | 1 |
| Ocala, Duval | 1 |
| Orem, Dade | 1 |
| Orlando, Citrus | 1 |
| Okeechobi, Unknown | 1 |
| North Porte, Unknown | 1 |
| Notrealville, Polk | 1 |
| Monument, Broward | 1 |
| Mokena, Lee | 1 |
| Miami Dade, Unknown | 1 |
| Morrisville, Palm Beach | 1 |
| North Brunswick, St. Lucie | 1 |
| North Grafton, Dade | 1 |
| North Lauderdale, Unknown | 1 |
| Surprise, Unknown | 1 |
| Syracuse, Unknown | 1 |
| St Cloud, Orange | 1 |
| St Helena Is, Dade | 1 |
| Vernon, Walton | 1 |
| Waukesha, Volusia | 1 |
| Venezuela, Unknown | 1 |
| Twentynine Palms, Broward | 1 |
| Xifamk, Dade | 1 |
| West Miami, Unknown | 1 |
| Whippany, Volusia | 1 |
| Windermere, Alachua | 1 |
| Winfield, Hillsborough | 1 |
| Winter Garden, Unknown | 1 |
| Winter Park, Brevard | 1 |
| Winter Park, Unknown | 1 |
| Indianapolis, Lee | 1 |
| Jupiter, Pinellas | 1 |
| Kansas City, Palm Beach | 1 |
| Lake In The Hills, Broward | 1 |
| Lake Worth, Unknown | 1 |
| Litchfield Park, Monroe | 1 |
| Littleton, St. Johns | 1 |
| Newaygo, Charlotte | 1 |
| New Canaan, Dade | 1 |
| Na, Dade | 1 |
| Naples, Leon | 1 |

COVID-19: characteristics of 1,857,670 Florida resident cases

Data through Feb 24, 2021 verified as of Feb 25, 2021 at 09:25 AM

Data in this report are provisional and subject to change.

The table below includes the cities and counties of residence for cases in Florida residents based on the patient's ZIP Code. Note that city is not always received as part of the initial notification and may be missing while the case is being investigated.

| City and county | Cases |
|----------------------------|-------|
| Melbourne, Volusia | 1 |
| Mattoon, Lee | 1 |
| Milford, Bay | 1 |
| Milford, Unknown | 1 |
| Los Angeles, Orange | 1 |
| Maitland, Palm Beach | 1 |
| Marianna, Leon | 1 |
| Marianna, Washington | 1 |
| Mary Esther, Hillsborough | 1 |
| Clearwater, Hillsborough | 1 |
| Coal City, Pasco | 1 |
| Commerce Township, Manatee | 1 |
| Crawfordville, Alachua | 1 |
| Eureka, Flagler | 1 |
| Evansville, Citrus | 1 |
| Crescent City, Marion | 1 |
| Crestview, Unknown | 1 |
| Denton, Broward | 1 |
| Destin, Bay | 1 |
| Gwynn Oak, Polk | 1 |
| Fort Worth, Broward | 1 |
| Franklin, Orange | 1 |
| Frostproof, Highlands | 1 |
| Gainesville, Palm Beach | 1 |
| Gainesville, Santa Rosa | 1 |
| Bonnie, St. Johns | 1 |
| Belleair Bluffs, Unknown | 1 |
| Brownsville, Escambia | 1 |
| Boys Ranch, Suwannee | 1 |
| Celebration, Orange | 1 |
| Chicago, Broward | 1 |
| Choctaw Beach, Unknown | 1 |
| Austin, Dade | 1 |
| Apo, Collier | 1 |
| Big Torch Key, Monroe | 1 |
| Black, Holmes | 1 |
| Boca Raton, Lee | 1 |
| Bonifay, Unknown | 1 |
| 8852 Teacher Ln, Pasco | 1 |
| Addison, Pasco | 1 |
| Apopka, Citrus | 1 |
| Apopka, Hillsborough | 1 |
| Arabi, Orange | 1 |
| Tavares, Unknown | 1 |
| Temple, Palm Beach | 1 |
| Surfside Beach, Orange | 1 |
| Tampa, Duval | 1 |
| Summerdale, Escambia | 1 |
| Sun City Center, Lee | 1 |
| Saint Charles, Orange | 1 |
| St Peterburg, Orange | 1 |
| Stiamk, Dade | 1 |
| Scottsdale, Brevard | 1 |
| Roswell, Bay | 1 |
| Ruskin, Dade | 1 |
| Ruskin, Manatee | 1 |
| Saint Petersburg, Duval | 1 |
| Saint Petersburg, Manatee | 1 |
| Port Saint Lucie, Marion | 1 |

COVID-19: characteristics of 1,857,670 Florida resident cases

Data through Feb 24, 2021 verified as of Feb 25, 2021 at 09:25 AM

Data in this report are provisional and subject to change.

The table below includes the cities and counties of residence for cases in Florida residents based on the patient's ZIP Code. Note that city is not always received as part of the initial notification and may be missing while the case is being investigated.

| City and county | Cases |
|------------------------------------|-------|
| Port St Luice, Unknown | 1 |
| Pompano Beach, Osceola | 1 |
| Pensacola Naval Hospital, Escambia | 1 |
| Plymouth, Pasco | 1 |
| Pass-A-Grille, Pinellas | 1 |
| Oviedo, Orange | 1 |
| Pace, Escambia | 1 |
| Painted Post, Pasco | 1 |
| Palatka, Marion | 1 |
| Okeechobee, Unknown | 1 |
| North Port, Charlotte | 1 |
| Winter Springs, Polk | 1 |
| Youngstown, Washington | 1 |
| Winnetka, Dade | 1 |
| Winter Garden, Osceola | 1 |
| Winter Haven, Osceola | 1 |
| Winter Park, Duval | 1 |
| Winter Park, Palm Beach | 1 |
| Weston, Unknown | 1 |
| Wildwood, Lee | 1 |
| West Hollywood, Broward | 1 |
| Waverly, Duval | 1 |
| Wabasha, Clay | 1 |
| Unknown, Duval | 1 |
| Upland, Manatee | 1 |
| Mckinney, Broward | 1 |
| Miamc, Dade | 1 |
| Matawan, Palm Beach | 1 |
| Missing, Okeechobee | 1 |
| Monroe Township, Palm Beach | 1 |
| Moore Haven, Okeechobee | 1 |
| Morrisville, Unknown | 1 |
| Longwood, Volusia | 1 |
| Ldhl, Broward | 1 |
| Lincoln, St. Lucie | 1 |
| Little Neck, Lee | 1 |
| Lake Butler, Alachua | 1 |
| Knoxville, Bay | 1 |
| Las Vegas, Palm Beach | 1 |
| Homeless, Monroe | 1 |
| Homeless, Pinellas | 1 |
| Howell, Dade | 1 |
| Hudson, Hernando | 1 |
| Hoclywsod, Dade | 1 |
| Holiday, Pinellas | 1 |
| Indian Rocks Beach, Duval | 1 |
| Indiantown, Palm Beach | 1 |
| Inglewood, Sarasota | 1 |
| Inverness, Marion | 1 |
| Inwood, Broward | 1 |
| Irvine, Marion | 1 |
| Istachatta, Hernando | 1 |
| Jupiter, St. Lucie | 1 |
| Kenilworth, Leon | 1 |
| Jacksonville, Orange | 1 |
| Jefferson, Dade | 1 |
| Jonesboro, Leon | 1 |
| Kingsland, Nassau | 1 |
| Key West, Duval | 1 |

COVID-19: characteristics of 1,857,670 Florida resident cases

Data through Feb 24, 2021 verified as of Feb 25, 2021 at 09:25 AM

Data in this report are provisional and subject to change.

The table below includes the cities and counties of residence for cases in Florida residents based on the patient's ZIP Code. Note that city is not always received as part of the initial notification and may be missing while the case is being investigated.

| City and county | Cases |
|----------------------------|-------|
| Keys West, Unknown | 1 |
| Carmel, Orange | 1 |
| Cedar Springs, Hernando | 1 |
| Chicago, Unknown | 1 |
| Coconut Ck, Unknown | 1 |
| Dallas, Hernando | 1 |
| Dayton, Lake | 1 |
| Daytona Beach, Pinellas | 1 |
| Dearborn, Broward | 1 |
| Deer Park, Dade | 1 |
| Brooklyn, Dade | 1 |
| Brooklyn, Lee | 1 |
| Caracas, Dade | 1 |
| Boston, Broward | 1 |
| Bel Air, Collier | 1 |
| O, Manatee | 1 |
| Alachua, Duval | 1 |
| Alpharetta, Broward | 1 |
| Apopka, Clay | 1 |
| Asheville, Highlands | 1 |
| Astoria, Broward | 1 |
| Bartow, Hardee | 1 |
| Downingtown, Broward | 1 |
| Downingtown, Hillsborough | 1 |
| Dpo, Santa Rosa | 1 |
| Dunedin, Unknown | 1 |
| Deerfield, Dade | 1 |
| Deland, Seminole | 1 |
| Deltona, Seminole | 1 |
| Fort Lauderdale, Leon | 1 |
| Fort Myers, Sarasota | 1 |
| Fort Pierce, Palm Beach | 1 |
| Fort White, Clay | 1 |
| East Palatka, Hillsborough | 1 |
| Eastpoint, Leon | 1 |
| Garden City, Alachua | 1 |
| Gaylord, Orange | 1 |
| Gotcha, Orange | 1 |
| Greensburg, Palm Beach | 1 |
| Erie, Monroe | 1 |
| Hallandale, Unknown | 1 |
| Haines City, Osceola | 1 |
| Hernando, Marion | 1 |
| Hialeah, Collier | 1 |
| Helen, Bay | 1 |
| Prattville, Hillsborough | 1 |
| Prestonsburg, Bay | 1 |
| Quincy, Jackson | 1 |
| Rapid City, Broward | 1 |
| Russellville, Bay | 1 |
| Saint Cloud, Palm Beach | 1 |
| Petersburg, Manatee | 1 |
| Piasa, Putnam | 1 |
| Saint Joseph, Volusia | 1 |
| San Antonio, Orange | 1 |
| Sanford, Unknown | 1 |
| Seminole, Leon | 1 |
| Suitland, Volusia | 1 |
| Shalimar, Unknown | 1 |

COVID-19: characteristics of 1,857,670 Florida resident cases

Data through Feb 24, 2021 verified as of Feb 25, 2021 at 09:25 AM

Data in this report are provisional and subject to change.

The table below includes the cities and counties of residence for cases in Florida residents based on the patient's ZIP Code. Note that city is not always received as part of the initial notification and may be missing while the case is being investigated.

| City and county | Cases |
|------------------------------------|-------|
| Shirley, Flagler | 1 |
| Oldsmar, Hillsborough | 1 |
| Olean, Alachua | 1 |
| North Palm Beach, Orange | 1 |
| Northport, Sarasota | 1 |
| Oakland, Lee | 1 |
| Milford, Lee | 1 |
| Myakka City, Sarasota | 1 |
| New Middletown, Hillsborough | 1 |
| New Port Richey, Pinellas | 1 |
| New Port Richey, Unknown | 1 |
| Newberry, Marion | 1 |
| Orlo Vista, Orange | 1 |
| Other, Dade | 1 |
| Palm Beach Gardens, Unknown | 1 |
| Palmetto Bay, Palm Beach | 1 |
| Palmetto, Pasco | 1 |
| Parma, Manatee | 1 |
| Pass-A-Grille Beach, Pinellas | 1 |
| Syracuse, Polk | 1 |
| Tallahassee, Dade | 1 |
| Tamarac, Dade | 1 |
| Sunbright, Palm Beach | 1 |
| Tavares, Orange | 1 |
| Tequesta, Martin | 1 |
| Topsham, Manatee | 1 |
| Town Of Nocatee, St. Johns | 1 |
| Troy, Manatee | 1 |
| Unkn, Duval | 1 |
| Waipahu, Santa Rosa | 1 |
| Ward, Polk | 1 |
| Wellborn, Columbia | 1 |
| Winter Garden, Duval | 1 |
| Woodbine, Nassau | 1 |
| West Aplm Beach, Palm Beach | 1 |
| West Yarmouth, St. Lucie | 1 |
| Venetian Islands, Dade | 1 |
| Yulee, St. Johns | 1 |
| Zephyrhills, Hillsborough | 1 |
| White Plains, Broward | 1 |
| Whites Creek, Leon | 1 |
| Windermere, Volusia | 1 |
| Wtixrat, Dade | 1 |
| Ventura, Orange | 1 |
| Westlake Village, Unknown | 1 |
| Watersound, Bay | 1 |
| University Of Central Florida, Lee | 1 |
| Unk, Duval | 1 |
| Trenton, Dixie | 1 |
| Unknown, Unknown | 1 |
| Pembroke Pines, Orange | 1 |
| Pensacola, Sumter | 1 |
| Palmetto, Dixie | 1 |
| Perth Amboy, Hillsborough | 1 |
| Puerto Rico, Unknown | 1 |
| Punta Gorda, Unknown | 1 |
| Randolph, Orange | 1 |
| Rivera Beach, Palm Beach | 1 |
| Port Orange, Brevard | 1 |

COVID-19: characteristics of 1,857,670 Florida resident cases

Data through Feb 24, 2021 verified as of Feb 25, 2021 at 09:25 AM

Data in this report are provisional and subject to change.

The table below includes the cities and counties of residence for cases in Florida residents based on the patient's ZIP Code. Note that city is not always received as part of the initial notification and may be missing while the case is being investigated.

| City and county | Cases |
|-------------------------------|-------|
| Powell, Lee | 1 |
| Orlando, Jackson | 1 |
| Paducah, Manatee | 1 |
| Palm Coast, Unknown | 1 |
| Oldsrav, Manatee | 1 |
| Newberry, Levy | 1 |
| Saint Petersburg, Charlotte | 1 |
| Saint Augustine, Flagler | 1 |
| Seffenner, Hillsborough | 1 |
| Seminole, Lee | 1 |
| Toms River, Lee | 1 |
| Tourist, Dade | 1 |
| Suntise, Dade | 1 |
| Tallahassee, Gadsden | 1 |
| Tallahassee, Madison | 1 |
| Stratford, Broward | 1 |
| Crossings, Unknown | 1 |
| Davenport, Lake | 1 |
| Davie, Unknown | 1 |
| Dayton, Orange | 1 |
| Edgewood, Broward | 1 |
| Elkton, Putnam | 1 |
| Chesterfield, Broward | 1 |
| Carteret, Polk | 1 |
| Cincinnati, Dade | 1 |
| Armstrong, St. Johns | 1 |
| Atl, Brevard | 1 |
| Alva, Escambia | 1 |
| Andalusia, Escambia | 1 |
| Arcadia, Highlands | 1 |
| Baker, Santa Rosa | 1 |
| Belleville, Palm Beach | 1 |
| Belmont, Santa Rosa | 1 |
| Blountstown, Broward | 1 |
| Bronson, Alachua | 1 |
| Brooker, Alachua | 1 |
| Bradenton, Clay | 1 |
| Brandon, Pinellas | 1 |
| Bonita, Lee | 1 |
| Bocaraten, Palm Beach | 1 |
| Hudson, Pinellas | 1 |
| Hoosick Falls, Broward | 1 |
| Indian Rock Beach, Palm Beach | 1 |
| Interlachen, Duval | 1 |
| Kure Beach, Monroe | 1 |
| Lakeland, Palm Beach | 1 |
| Floral, Okaloosa | 1 |
| Forestville, Volusia | 1 |
| Gibson, Unknown | 1 |
| Gainesville, Okaloosa | 1 |
| Gainesville, Unknown | 1 |
| Greenbrier, Bay | 1 |
| Groveland, Orange | 1 |
| Hialeahgardens, Dade | 1 |
| Hiram, Leon | 1 |
| Longwood, Broward | 1 |
| Lucedale, St. Lucie | 1 |
| Mayaguez, Dade | 1 |
| Macclenny, Duval | 1 |

COVID-19: characteristics of 1,857,670 Florida resident cases

Data through Feb 24, 2021 verified as of Feb 25, 2021 at 09:25 AM

Data in this report are provisional and subject to change.

The table below includes the cities and counties of residence for cases in Florida residents based on the patient's ZIP Code. Note that city is not always received as part of the initial notification and may be missing while the case is being investigated.

| City and county | Cases |
|----------------------------|-------|
| Mantua, Broward | 1 |
| Middletown, Osceola | 1 |
| North Laud, Unknown | 1 |
| Ocoee, Unknown | 1 |
| Odessa, Dade | 1 |
| New Vernon, Palm Beach | 1 |
| Monroe, Hillsborough | 1 |
| Missing, Gilchrist | 1 |
| Chipley, Holmes | 1 |
| Daniel Island, Bay | 1 |
| Colorado Springs, Unknown | 1 |
| Conifer, Lee | 1 |
| El Paso, Unknown | 1 |
| Everett, Dade | 1 |
| FI State Lot, Leon | 1 |
| Destin, Unknown | 1 |
| Diamond, Highlands | 1 |
| Dunellen, Dade | 1 |
| Eatonville, Seminole | 1 |
| Altamonte, Orange | 1 |
| Alva, Collier | 1 |
| 333, Unknown | 1 |
| Allentown, Putnam | 1 |
| Apple Creek, Citrus | 1 |
| Amelia Village, Nassau | 1 |
| Barefoot Beach, Lee | 1 |
| Battle Creek, Manatee | 1 |
| Avon, Manatee | 1 |
| Aventura, Osceola | 1 |
| Bryn Mawr, Palm Beach | 1 |
| Burkeville, Brevard | 1 |
| Camden Wyoming, Duval | 1 |
| Chattanooga, Dade | 1 |
| Bear Grass, Palm Beach | 1 |
| Azalea Park, Osceola | 1 |
| Boca Raton,, Palm Beach | 1 |
| Boston, Dade | 1 |
| Fort Denaud, Glades | 1 |
| Fort Meyers, Lee | 1 |
| Fortlauderdale, Unknown | 1 |
| Fortwalton Beach, Okaloosa | 1 |
| Ft Pierce, Unknown | 1 |
| Garland, Orange | 1 |
| Hallandate Ben, Unknown | 1 |
| Havana, Leon | 1 |
| Homeless, Dade | 1 |
| Homer, Escambia | 1 |
| Hickory, Lee | 1 |
| Hilliard, Unknown | 1 |
| Longwood, Orange | 1 |
| Lehigh Cares, Lee | 1 |
| Live Oak, Columbia | 1 |
| Loganville, Orange | 1 |
| Jeffersonville, Broward | 1 |
| Knoxville, Escambia | 1 |
| Lauderdale Hill, Unknown | 1 |
| Lake Mary, Lake | 1 |
| Middleburg, Duval | 1 |
| Midland, Osceola | 1 |

COVID-19: characteristics of 1,857,670 Florida resident cases

Data through Feb 24, 2021 verified as of Feb 25, 2021 at 09:25 AM

Data in this report are provisional and subject to change.

The table below includes the cities and counties of residence for cases in Florida residents based on the patient's ZIP Code. Note that city is not always received as part of the initial notification and may be missing while the case is being investigated.

| City and county | Cases |
|---|-------|
| Miami, Charlotte | 1 |
| Miamii, Dade | 1 |
| Miami Garden, Unknown | 1 |
| Missing, Wakulla | 1 |
| Mumford, Manatee | 1 |
| N/A, Duval | 1 |
| Naples, Alachua | 1 |
| Old Town, Gilchrist | 1 |
| Palm City, Unknown | 1 |
| Oviedo, Leon | 1 |
| Ocean City, Broward | 1 |
| Opa Locka, Polk | 1 |
| Orem, Sarasota | 1 |
| Orem, Unknown | 1 |
| San Antonio, Dade | 1 |
| San Diego, Unknown | 1 |
| Sanford, Palm Beach | 1 |
| Sebastian, Lake | 1 |
| Ridgewood, Broward | 1 |
| Riverview, Manatee | 1 |
| Riverview, Osceola | 1 |
| Roseland, Palm Beach | 1 |
| Republic, Monroe | 1 |
| Richmond, Palm Beach | 1 |
| Russellville, Hillsborough | 1 |
| Saint Augustine, Okaloosa | 1 |
| Porter Ranch, Dade | 1 |
| Raiford, Bradford | 1 |
| Ponte Vedra Beach, Orange | 1 |
| Port Orange , Volusia | 1 |
| Port Saint Lucie, Indian River | 1 |
| Plant City, Unknown | 1 |
| Pompano Beach, Alachua | 1 |
| University Of Central Florida, Hillsborough | 1 |
| Westerville, Hillsborough | 1 |
| Village Of Palm Springs, Palm Beach | 1 |
| Virginia Beach, Alachua | 1 |
| Webster, Pasco | 1 |
| Winston Salem, Unknown | 1 |
| Winter Garden, Hillsborough | 1 |
| Wilton Manors, Dade | 1 |
| Wilbur By The Sea, Volusia | 1 |
| Willowbrook, Lee | 1 |
| Union City, Bradford | 1 |
| University Of Central FI, Pasco | 1 |
| Steinhatchee, Alachua | 1 |
| Tampa, Escambia | 1 |
| Tampa, Manatee | 1 |
| Tangerine, Lake | 1 |
| Woodland Hills, Brevard | 1 |
| Youngstown, Calhoun | 1 |
| Yulee, Duval | 1 |
| Downers Grove, St. Lucie | 1 |
| Export, Palm Beach | 1 |
| Fdsf, Unknown | 1 |
| Felda, Palm Beach | 1 |
| Flagler Beach, Volusia | 1 |
| Flora, Lee | 1 |
| Fresno, Pasco | 1 |

COVID-19: characteristics of 1,857,670 Florida resident cases

Data through Feb 24, 2021 verified as of Feb 25, 2021 at 09:25 AM

Data in this report are provisional and subject to change.

The table below includes the cities and counties of residence for cases in Florida residents based on the patient's ZIP Code. Note that city is not always received as part of the initial notification and may be missing while the case is being investigated.

| City and county | Cases |
|------------------------|-------|
| Fort Myers, Lake | 1 |
| Green, Clay | 1 |
| Greensburg, Orange | 1 |
| Greenville, Monroe | 1 |
| Gulf Shores, Escambia | 1 |
| Fruitland Park, Sumter | 1 |
| Fwb, Unknown | 1 |
| Gainesville, Marion | 1 |
| Gastonia, Polk | 1 |
| Clearwater, Highlands | 1 |
| Clermont, Unknown | 1 |
| Columbia, Orange | 1 |
| Coral Gables, Unknown | 1 |
| Coral Springs, Unknown | 1 |
| Cornelius, Leon | 1 |
| Crestview, Dade | 1 |
| Dade City, Polk | 1 |
| Dania, Unknown | 1 |
| Darien, Pasco | 1 |
| Arcadia, Charlotte | 1 |
| Aspen, Palm Beach | 1 |
| Atlanta, Broward | 1 |
| Aurburndale, Polk | 1 |
| Aventura, Unknown | 1 |
| Azalea Park, Sarasota | 1 |
| Bartow, Unknown | 1 |
| Biscayne Park, Broward | 1 |
| Boca Roton, Unknown | 1 |
| Alpharetta, Alachua | 1 |
| Apalachicola, Leon | 1 |
| Brooksville, Columbia | 1 |
| Bryn Mawr, Collier | 1 |
| Canfield, Duval | 1 |
| Hilliard, Dade | 1 |
| Hollywood, Leon | 1 |
| Holt, Unknown | 1 |
| Homestead, Monroe | 1 |
| Humble, Broward | 1 |
| Havanna, Gadsden | 1 |
| Jan Phyl Village, Polk | 1 |
| Johns Island, Wakulla | 1 |
| Killarney, Orange | 1 |
| Knoxville, Duval | 1 |
| Maitland, Unknown | 1 |
| Lake City, Volusia | 1 |
| Los Angeles, Polk | 1 |
| Lakeland, Pasco | 1 |
| Lakewood, Unknown | 1 |
| Naugatuck, Lee | 1 |
| New Vernon, Sarasota | 1 |
| New York, Broward | 1 |
| Northville, Broward | 1 |
| Ocala, Indian River | 1 |
| Ocoee, Broward | 1 |
| Myakka, Duval | 1 |
| Monessen, Palm Beach | 1 |
| Missing, Charlotte | 1 |
| Missing, Baker | 1 |
| Middleburg, Unknown | 1 |

COVID-19: characteristics of 1,857,670 Florida resident cases

Data through Feb 24, 2021 verified as of Feb 25, 2021 at 09:25 AM

Data in this report are provisional and subject to change.

The table below includes the cities and counties of residence for cases in Florida residents based on the patient's ZIP Code. Note that city is not always received as part of the initial notification and may be missing while the case is being investigated.

| City and county | Cases |
|--------------------------------|-------|
| Milford, Palm Beach | 1 |
| Minneapolis, Broward | 1 |
| Melbourne, Orange | 1 |
| Metter, Volusia | 1 |
| Miami Beach, Palm Beach | 1 |
| Miami Granders, Dade | 1 |
| Pound Ridge, Leon | 1 |
| Port Charlotte Fl, Unknown | 1 |
| Ponce, Orange | 1 |
| Plant City, Hendry | 1 |
| Plant City, Pinellas | 1 |
| Plantation, Unknown | 1 |
| Orlando, Highlands | 1 |
| Newport Beach, Palm Beach | 1 |
| North Little Rock, Palm Beach | 1 |
| Ocoee, Polk | 1 |
| Opa Locka, Unknown | 1 |
| Orem, Nassau | 1 |
| Olando, Orange | 1 |
| Sumter Ville, Unknown | 1 |
| Tallahassee, Escambia | 1 |
| Telluride, Lee | 1 |
| Tampa, Dade | 1 |
| Tampa, Jackson | 1 |
| Tampa, Lee | 1 |
| Stockbridge, Leon | 1 |
| Sullivans Island, Dade | 1 |
| Southampton, Palm Beach | 1 |
| Springhill, Unknown | 1 |
| South Otselic, Dade | 1 |
| Sevierville, Dade | 1 |
| Saint Petersburg, Dade | 1 |
| San Juan, Osceola | 1 |
| San Pedro Sula, Dade | 1 |
| Sandy, Duval | 1 |
| Richmond Heights, Dade | 1 |
| Riverview, Pinellas | 1 |
| Rochester, Lee | 1 |
| Rosemary Beach, Bay | 1 |
| Saint Cloud, Orange | 1 |
| West Simsbury, Collier | 1 |
| Wayne, Dade | 1 |
| Windermere, Polk | 1 |
| Winter Park, Lake | 1 |
| Tinley Park, Lee | 1 |
| University Of Central Fl, Dade | 1 |
| Zolfo Springs, Polk | 1 |
| Winter Park, Broward | 1 |
| Winter Park, Indian River | 1 |
| Winter Park, Lee | 1 |
| Westbrook, Dade | 1 |
| Wichita, Volusia | 1 |
| Washington, Unknown | 1 |
| Venice, Unknown | 1 |
| Vernon, Unknown | 1 |
| Winder Garden, Orange | 1 |
| Windermere, Leon | 1 |
| Windermere, Osceola | 1 |
| Windermere, Seminole | 1 |

COVID-19: characteristics of 1,857,670 Florida resident cases

Data through Feb 24, 2021 verified as of Feb 25, 2021 at 09:25 AM

Data in this report are provisional and subject to change.

The table below includes the cities and counties of residence for cases in Florida residents based on the patient's ZIP Code. Note that city is not always received as part of the initial notification and may be missing while the case is being investigated.

| City and county | Cases |
|-----------------------------|-------|
| Winter Garden, Broward | 1 |
| Wells, Polk | 1 |
| Winter Garden, Pinellas | 1 |
| Tulsa, Orange | 1 |
| Sun City Center, Hardee | 1 |
| Tiffin, Highlands | 1 |
| Tallahassee, Duval | 1 |
| Tallahassee, Unknown | 1 |
| Tampa, Palm Beach | 1 |
| Tavares, Marion | 1 |
| Shelton, Manatee | 1 |
| Spring Hill , Hernando | 1 |
| Spring Hill, Dade | 1 |
| Starke, Clay | 1 |
| Stone Mountain, Palm Beach | 1 |
| Saint Petersburg, St. Lucie | 1 |
| Sandford, Seminole | 1 |
| Sarasota, Flagler | 1 |
| Saxis, Lee | 1 |
| Sebring, Lee | 1 |
| New Orleans, Palm Beach | 1 |
| Newark, Broward | 1 |
| Newburgh, Bay | 1 |
| Navarre, Dade | 1 |
| Middlesburg, Duval | 1 |
| North Pole, Seminole | 1 |
| North Port, Lee | 1 |
| Ocoee, Osceola | 1 |
| Okeechobee, Broward | 1 |
| Old Town, Alachua | 1 |
| Ona, Manatee | 1 |
| Oooooo, Unknown | 1 |
| Orlando, Columbia | 1 |
| Orlando, Indian River | 1 |
| Orem, Broward | 1 |
| Saint Cloud, Unknown | 1 |
| Saint Johns, Unknown | 1 |
| Rye, Duval | 1 |
| Rex, Duval | 1 |
| Port Everglades, Broward | 1 |
| Parker, Dade | 1 |
| Parker, Leon | 1 |
| Pacifica, Dade | 1 |
| Peoria, Unknown | 1 |
| Plantation, Orange | 1 |
| Pompano Beach, Martin | 1 |
| Palm Coast, Alachua | 1 |
| Palm Coast, Polk | 1 |
| Ormond Beach, Unknown | 1 |
| Oviedo, Brevard | 1 |
| Orlando, Sarasota | 1 |
| Louisville, Manatee | 1 |
| Los Angeles Ca, Unknown | 1 |
| Littleton, Dade | 1 |
| Margate, Dade | 1 |
| Marshall, Dade | 1 |
| Mary Esther, Unknown | 1 |
| Medford, Palm Beach | 1 |
| Miami Lakes, Unknown | 1 |

COVID-19: characteristics of 1,857,670 Florida resident cases

Data through Feb 24, 2021 verified as of Feb 25, 2021 at 09:25 AM

Data in this report are provisional and subject to change.

The table below includes the cities and counties of residence for cases in Florida residents based on the patient's ZIP Code. Note that city is not always received as part of the initial notification and may be missing while the case is being investigated.

| City and county | Cases |
|--------------------------------------|-------|
| Miami, Hillsborough | 1 |
| Miami, Manatee | 1 |
| Macdill Air Force Base, Hillsborough | 1 |
| Miami Beach, Broward | 1 |
| Missing, Jackson | 1 |
| Leesburg, Marion | 1 |
| Lehigh Acres, Dade | 1 |
| Lewisburg, Pasco | 1 |
| Largo, Unknown | 1 |
| Lake City, Hamilton | 1 |
| La Grange, Dade | 1 |
| Harrison, Pinellas | 1 |
| Holly Ridge, Orange | 1 |
| Homeless, Polk | 1 |
| Homosassa, Hernando | 1 |
| Jerusalem, St. Johns | 1 |
| East Hampton, Palm Beach | 1 |
| Cypress, Leon | 1 |
| Davenport, Orange | 1 |
| Daytona Beach, Unknown | 1 |
| Deland, St. Lucie | 1 |
| Deltona, Orange | 1 |
| Fort Myers-, Lee | 1 |
| Fort Pierce, Unknown | 1 |
| Foley, Escambia | 1 |
| Gainesville, Duval | 1 |
| Granada Hills, Broward | 1 |
| Guilford, Dade | 1 |
| Hailandale, Unknown | 1 |
| Conway, Leon | 1 |
| Coventry, Broward | 1 |
| Clermont, Volusia | 1 |
| Clewiston, Glades | 1 |
| Bridgeport, Dade | 1 |
| Bronx, Palm Beach | 1 |
| Cartersville, Unknown | 1 |
| Altoona, Marion | 1 |
| Anaheim, Unknown | 1 |
| Argyle, Walton | 1 |
| Athens, Duval | 1 |
| Bogota, Orange | 1 |
| Bradenton, Dade | 1 |
| Bradenton, Osceola | 1 |
| New Richmond, Volusia | 1 |
| Oakland, Leon | 1 |
| Ocala, Alachua | 1 |
| Okeechobee, Palm Beach | 1 |
| Okeechobee, St. Lucie | 1 |
| North Canton, Palm Beach | 1 |
| Panama City, Walton | 1 |
| Palm Coast, Duval | 1 |
| Perry, Leon | 1 |
| Perth Amboy, Monroe | 1 |
| Opalocka, Dade | 1 |
| Orlando, Union | 1 |
| Ovido, Seminole | 1 |
| Oxford, Palm Beach | 1 |
| Rio Dell, Volusia | 1 |
| Rochelle, Volusia | 1 |

COVID-19: characteristics of 1,857,670 Florida resident cases

Data through Feb 24, 2021 verified as of Feb 25, 2021 at 09:25 AM

Data in this report are provisional and subject to change.

The table below includes the cities and counties of residence for cases in Florida residents based on the patient's ZIP Code. Note that city is not always received as part of the initial notification and may be missing while the case is being investigated.

| City and county | Cases |
|---------------------------------------|-------|
| Port Orange, Unknown | 1 |
| Port Saint Lucie, Orange | 1 |
| Princeton, Alachua | 1 |
| Provincetown, Collier | 1 |
| Shannon, Collier | 1 |
| Soldotna, Broward | 1 |
| Saint Cloud, Lee | 1 |
| Saint Johns, Orange | 1 |
| San Antonio, Sarasota | 1 |
| San Antonio, Unknown | 1 |
| Sanford, Volusia | 1 |
| South Burlington, Orange | 1 |
| Spring Park, Alachua | 1 |
| Steinhatchee, Madison | 1 |
| Tangerine, Seminole | 1 |
| Tewksbury, Orange | 1 |
| Wesley Chapel, Alachua | 1 |
| Wheaton, Lee | 1 |
| Virginia Beach, Hernando | 1 |
| Waco, Broward | 1 |
| Washington, Broward | 1 |
| Umatilla, Alachua | 1 |
| University Of Central Florida, Monroe | 1 |
| Toms River, Dade | 1 |
| Winter Park, Osceola | 1 |
| Wood River, Polk | 1 |
| Worcester, Palm Beach | 1 |
| Winter Park, Alachua | 1 |
| Wilmington, Broward | 1 |
| Jupiter, Unknown | 1 |
| Kingsland, Duval | 1 |
| Kissimmee, Brevard | 1 |
| Jamaica, Broward | 1 |
| Jersey City, Polk | 1 |
| Gainesville, Baker | 1 |
| Gilmer, Dade | 1 |
| Jacksonville, Manatee | 1 |
| Haverford, Hillsborough | 1 |
| Herrin, Orange | 1 |
| Los Angeles, Palm Beach | 1 |
| Marianna, Calhoun | 1 |
| Miami, Collier | 1 |
| Miami, St. Lucie | 1 |
| Marshall, Palm Beach | 1 |
| Melrose, Alachua | 1 |
| Miamf, Dade | 1 |
| Miami G, Dade | 1 |
| Lemoyne, Manatee | 1 |
| Lawrence Township, Palm Beach | 1 |
| Lyndhurst, Broward | 1 |
| Magnolia Square, Osceola | 1 |
| Maitland, Alachua | 1 |
| Lake Placid, Alachua | 1 |
| Lake Worth Beach, Broward | 1 |
| Lander, Citrus | 1 |
| Las Vegas, Orange | 1 |
| Bryant, Alachua | 1 |
| Bronx, Broward | 1 |
| Buffalo, Palm Beach | 1 |

COVID-19: characteristics of 1,857,670 Florida resident cases

Data through Feb 24, 2021 verified as of Feb 25, 2021 at 09:25 AM

Data in this report are provisional and subject to change.

The table below includes the cities and counties of residence for cases in Florida residents based on the patient's ZIP Code. Note that city is not always received as part of the initial notification and may be missing while the case is being investigated.

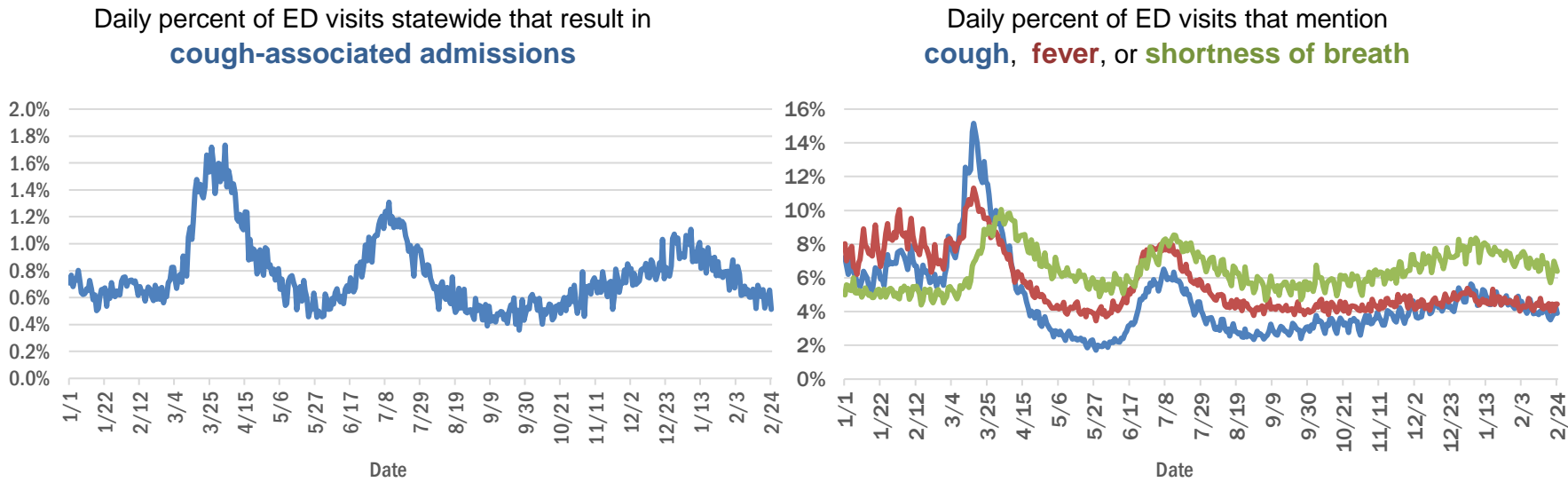
| City and county | Cases |
|-------------------------|-----------|
| Carol Stream, Orange | 1 |
| Castleberry, Escambia | 1 |
| Charlotte, Pasco | 1 |
| Apo, Pasco | 1 |
| Apopka, Flagler | 1 |
| 99, Unknown | 1 |
| Alanson, Bay | 1 |
| Aollywoss, Dade | 1 |
| Boca Raton, Unknown | 1 |
| Bohealia, Lee | 1 |
| Blowing Rock, Polk | 1 |
| Belleair, Hillsborough | 1 |
| Dorchester, Orange | 1 |
| Deland, Polk | 1 |
| Cumberland, Palm Beach | 1 |
| Dade City, Hillsborough | 1 |
| Estero, Collier | 1 |
| Fanning Springs, Levy | 1 |
| Clear Brook, Lee | 1 |
| Crestview, Holmes | 1 |
| Columbus, Brevard | 1 |
| Cookeville, Seminole | 1 |
| Dallas, Lee | 1 |
| De Leon Springs, Putnam | 1 |
| Dearborn, Lee | 1 |
| Total | 1,857,670 |

COVID-19: additional surveillance information

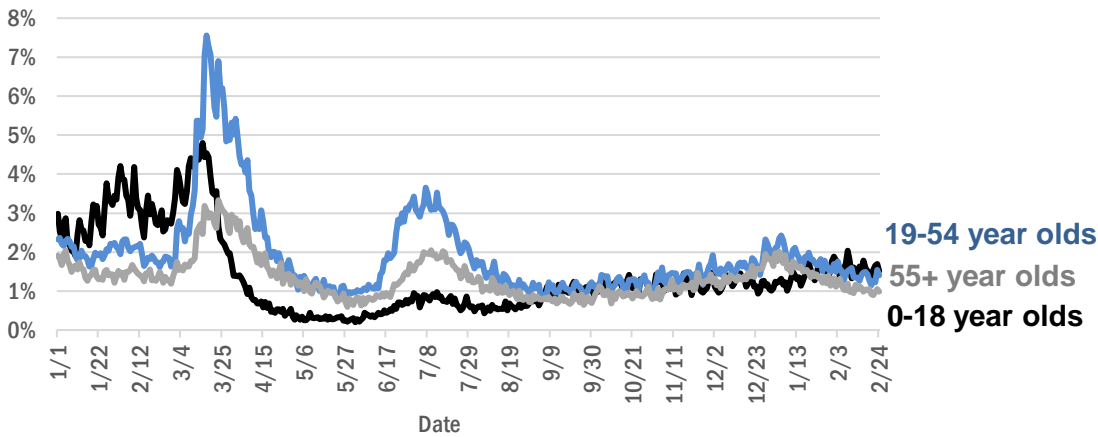
Data through Feb 24, 2021 verified as of Feb 25, 2021 at 09:25 AM

Data in this report are provisional and subject to change.

Statewide emergency department (ED) chief complaint and admission data



Daily percent of ED visits statewide that mention cough by age group



The Electronic Surveillance System for the Early Notification of Community-Based Epidemics (ESSENCE-FL) includes chief complaint data from 211 of 211 Florida EDs. Data are transmitted electronically to ESSENCE-FL daily or hourly.

COVID-19: testing by laboratory

Data through Feb 24, 2021 verified as of Feb 25, 2021 at 09:25 AM

Data in this report are provisional and subject to change.

The numbers in the table below represent the number of Florida and non-Florida residents for whom test results were received by the Department of Health. A person can be tested by more than one laboratory and can have both positive and negative results. **Therefore, the sum of the numbers in each column will be larger than the total number of people tested.**

| Reporting lab | Inconclusive | Negative | Positive | Percent positive | Total |
|---|--------------|-----------|----------|------------------|-----------|
| LABORATORY CORPORATION OF AMERICA | 2,494 | 1,555,198 | 212,968 | 12% | 1,770,660 |
| CURATIVE LABS | 13,814 | 1,458,291 | 220,507 | 13% | 1,692,612 |
| QUEST DIAGNOSTICS | 11,551 | 1,330,240 | 196,812 | 13% | 1,538,603 |
| BIO REFERENCE LABORATORIES, INC | 7,563 | 906,409 | 174,431 | 16% | 1,088,403 |
| HELIX | 8,023 | 587,181 | 103,700 | 15% | 698,904 |
| REALTOX LABS LLC | 6,239 | 577,395 | 94,898 | 14% | 678,532 |
| NOMI_HEALTH | 2,275 | 377,409 | 54,284 | 13% | 433,968 |
| GENETWORX | 661 | 390,603 | 32,959 | 8% | 424,223 |
| RCA LABORATORY SERVICES, LLC | | 368,808 | 39,640 | 10% | 408,448 |
| CDR MAGUIRE - HEALTH CARE CENTER | | 338,627 | 51,541 | 13% | 390,168 |
| EAST FLORIDA STATE COLLEGE - BREVARD | | 212,886 | 26,986 | 11% | 239,872 |
| IMPACT HEALTH BIOMETRIC TESTING, INC | 1,024 | 211,604 | 24,723 | 10% | 237,351 |
| BPHL-JACKSONVILLE | 18 | 175,485 | 30,978 | 15% | 206,481 |
| NOMI HEALTH LAB SERVICES | | 172,681 | 19,851 | 10% | 192,532 |
| PWNHEALTH | 1,258 | 167,367 | 23,308 | 12% | 191,933 |
| ADVENTHEALTH LAB | 99 | 150,810 | 19,749 | 12% | 170,658 |
| CB SMITH PARK | | 150,116 | 18,794 | 11% | 168,910 |
| MAKO GENOMICS | 7,493 | 134,758 | 24,670 | 15% | 166,921 |
| PALM BEACH BALLPARK | | 141,265 | 14,671 | 9% | 155,936 |
| FULGENT DIAGNOSTICS LABORATORY | 2,962 | 137,489 | 15,328 | 10% | 155,779 |
| BPHL-MIAMI | 225 | 131,034 | 22,174 | 14% | 153,433 |
| MAYO CLINIC LABORATORIES | 332 | 135,517 | 17,256 | 11% | 153,105 |
| ELABNETWORK | 1,059 | 137,302 | 11,719 | 8% | 150,080 |
| BAYCARE LABORATORIES LLC | 574 | 125,142 | 11,064 | 8% | 136,780 |
| MEMORIAL REGIONAL HOSPITAL SOUTH | 25 | 109,227 | 22,504 | 17% | 131,756 |
| NORTHWEST LABORATORY | 246 | 121,060 | 6,473 | 5% | 127,779 |
| ASCENSION SACRED HEART HOSPITAL - PENSACOLA | 2 | 110,133 | 17,517 | 14% | 127,652 |
| ORLANDO HEALTH SYSTEM | 680 | 110,392 | 11,608 | 9% | 122,680 |
| BIOCOLLECTIONS WORLDWIDE, INC | 734 | 107,402 | 13,296 | 11% | 121,432 |
| ADVENT HEALTH LAB | 112 | 101,260 | 13,956 | 12% | 115,328 |
| MEDICAL DIAGNOSTIC LABORATORIES | 974 | 98,526 | 14,212 | 12% | 113,712 |
| AKESOGEN | | 86,851 | 16,821 | 16% | 103,672 |
| UF HEALTH MEDICAL LAB | 33 | 94,552 | 8,897 | 9% | 103,482 |
| BPHL-TAMPA (SPECTRUM BLVD) | 45 | 86,848 | 16,079 | 16% | 102,972 |
| TESTING MATTERS INC | 541 | 86,947 | 14,889 | 15% | 102,377 |
| KORVALABS, INC | 1,285 | 91,463 | 4,698 | 5% | 97,446 |
| TAMPA GENERAL HOSPITAL | 4 | 87,893 | 8,477 | 9% | 96,374 |
| DIATHERIX LABORATORIES (VRL EUROFINs) | | 81,552 | 12,247 | 13% | 93,799 |
| AEGIS SCIENCES CORPORATION | 812 | 77,830 | 13,971 | 15% | 92,613 |
| SUNPATH MEDICAL DIAGNOSTICS LABORATORY | 806 | 77,090 | 11,898 | 13% | 89,794 |
| BAPTIST HEALTH SOUTH FLORIDA | 346 | 72,321 | 11,318 | 13% | 83,985 |
| ASCENSION ST VINCENT'S - RIVERSIDE | 1 | 67,258 | 9,839 | 13% | 77,098 |
| JACKSON MEMORIAL HOSPITAL CLINICAL LAB | 79 | 59,360 | 11,018 | 16% | 70,457 |
| SOUTH MIAMI HOSPITAL LAB | 423 | 60,781 | 8,829 | 13% | 70,033 |
| LAKELAND REGIONAL MEDICAL CENTER | 129 | 61,570 | 8,235 | 12% | 69,934 |
| AMERICAN HEALTH ASSOCIATES | 9 | 58,134 | 5,110 | 8% | 63,253 |
| UF HEALTH SHANDS HOSPITAL | 460 | 58,097 | 4,355 | 7% | 62,912 |

COVID-19: testing by laboratory

Data through Feb 24, 2021 verified as of Feb 25, 2021 at 09:25 AM

Data in this report are provisional and subject to change.

The numbers in the table below represent the number of Florida and non-Florida residents for whom test results were received by the Department of Health. A person can be tested by more than one laboratory and can have both positive and negative results. **Therefore, the sum of the numbers in each column will be larger than the total number of people tested.**

| Reporting lab | Inconclusive | Negative | Positive | Percent positive | Total |
|---|--------------|----------|----------|------------------|--------|
| INGENIOUS PERSONALIZED MEDICINE | 196 | 48,048 | 10,019 | 17% | 58,263 |
| AIT LABORATORIES | | 51,360 | 6,255 | 11% | 57,615 |
| ARUP LABORATORIES | 16 | 50,061 | 2,922 | 6% | 52,999 |
| APPLIED INGENUITY DIAGNOSTICS LLC | | 48,196 | 2,163 | 4% | 50,359 |
| BAPTIST HEALTH - JACKSONVILLE | 4 | 46,114 | 3,827 | 8% | 49,945 |
| GENESIS REFERENCE LABORATORIES | | 43,592 | 4,950 | 10% | 48,542 |
| TALLAHASSEE MEMORIAL HOSPITAL | 236 | 42,428 | 5,373 | 11% | 48,037 |
| VIRACOR EUROFINs | | 35,498 | 9,812 | 22% | 45,310 |
| SARASOTA MEMORIAL HOSPITAL MAIN LAB | 12 | 39,773 | 3,555 | 8% | 43,340 |
| BROWARD GENERAL MEDICAL CENTER-CLINICAL LAB | 2 | 37,994 | 4,139 | 10% | 42,135 |
| ADVENTIST HEALTH SYSTEMS SUNBELT INC DBA | | 36,593 | 4,258 | 10% | 40,851 |
| FLORIDA HOSPITAL - TAMPA | 37 | 37,025 | 3,195 | 8% | 40,257 |
| MILLENNIUM PHYSICIAN GROUP | 17 | 33,655 | 6,523 | 16% | 40,195 |
| NICKLAUS CHILDREN'S HOSPITAL | 66 | 35,169 | 4,926 | 12% | 40,161 |
| LEE HEALTH - CAPE CORAL HOSPITAL | 3 | 33,020 | 5,446 | 14% | 38,469 |
| UNIVERSITY OF MIAMI HOSPITAL | 126 | 34,113 | 3,553 | 9% | 37,792 |
| ORANGE COUNTY CONVENTION CENTER | | 33,330 | 3,698 | 10% | 37,028 |
| DWIC OF TAMPA BAY INC | | 32,873 | 4,021 | 11% | 36,894 |
| MINUTECLINIC LLC | | 30,916 | 5,494 | 15% | 36,410 |
| UF HEALTH JACKSONVILLE | 48 | 32,250 | 3,829 | 11% | 36,127 |
| MIAMI DADE COUNTY | | 32,093 | 3,528 | 10% | 35,621 |
| ECCO LAB GROUP CO | 505 | 29,903 | 4,577 | 13% | 34,985 |
| WALGREENS | 34 | 29,213 | 5,402 | 16% | 34,649 |
| MEDFAST URGENT CARE CENTERS, LLC | 19 | 28,586 | 4,321 | 13% | 32,926 |
| NORTH FLORIDA REGIONAL MEDICAL CENTER | | 27,302 | 3,349 | 11% | 30,651 |
| MOUNT SINAI MEDICAL CENTER | 10 | 27,149 | 2,977 | 10% | 30,136 |
| ST JOSEPHS HOSPITAL LABORATORY | 23 | 26,379 | 3,484 | 12% | 29,886 |
| JUPITER MEDICAL CENTER LAB | 78 | 26,884 | 2,612 | 9% | 29,574 |
| BRANDON REGIONAL HOSPITAL | | 26,014 | 3,440 | 12% | 29,454 |
| STS LAB 2 LLC | 6 | 27,249 | 1,384 | 5% | 28,639 |
| INTEGRATED REGIONAL LABORATORIES LLP | 1 | 24,426 | 3,888 | 14% | 28,315 |
| JFK MEDICAL CENTER LAB | 1 | 23,621 | 3,084 | 12% | 26,706 |
| PALMETTO GENERAL HOSPITAL LAB | 3 | 21,961 | 4,506 | 17% | 26,470 |
| WATSON CLINIC LLP | | 21,034 | 4,920 | 19% | 25,954 |
| GENESIS MEDICAL LABORATORY | 349 | 21,386 | 4,137 | 16% | 25,872 |
| NIGHT LITE PEDIATRIC CENTER LLC | | 22,962 | 2,602 | 10% | 25,564 |
| MALABAR MEDICAL WALK IN CLINIC | 1 | 20,669 | 4,118 | 17% | 24,788 |
| HOLY CROSS HOSPITAL CLINICAL LAB | 1 | 22,595 | 2,127 | 9% | 24,723 |
| HEALTHLINK DIAGNOSTIC LABORATORIES | 284 | 21,722 | 2,325 | 10% | 24,331 |
| ACCESS DX LABORATORY | 222 | 21,795 | 2,078 | 9% | 24,095 |
| AVENTUS BIO LABS | 16 | 20,570 | 3,074 | 13% | 23,660 |
| MORTON PLANT HOSPITAL-ADLER INSTITUTE | 26 | 20,182 | 2,417 | 11% | 22,625 |
| PANCARE OF FLORIDA INC | | 19,937 | 2,422 | 11% | 22,359 |
| STATLAB_MOBILE | 1 | 20,054 | 2,032 | 9% | 22,087 |

COVID-19: testing by laboratory

Data through Feb 24, 2021 verified as of Feb 25, 2021 at 09:25 AM

Data in this report are provisional and subject to change.

The numbers in the table below represent the number of Florida and non-Florida residents for whom test results were received by the Department of Health. A person can be tested by more than one laboratory and can have both positive and negative results. **Therefore, the sum of the numbers in each column will be larger than the total number of people tested.**

| Reporting lab | Inconclusive | Negative | Positive | Percent positive | Total |
|--|--------------|----------|----------|------------------|--------|
| LAB DIAGNOSTICS LLC | 390 | 15,961 | 5,312 | 25% | 21,663 |
| NAPLES COMMUNITY HOSPITAL | 72 | 19,417 | 2,014 | 9% | 21,503 |
| DRS CLACK SPENCER WHITE & MCCORMACK PA D/B/A | | 19,245 | 1,971 | 9% | 21,216 |
| ADVENT HEALTH - DAYTONA BEACH | 32 | 18,890 | 1,674 | 8% | 20,596 |
| SAINT MARY'S MEDICAL CENTER | 24 | 18,383 | 2,161 | 11% | 20,568 |
| EXACT SCIENCES LABORATORIES | | 18,177 | 2,306 | 11% | 20,483 |
| PATIENTS FIRST LAKE ELLA MEDICAL CENTER PA | | 17,171 | 3,211 | 16% | 20,382 |
| INFINITY BIOLOGIX LLC | 54 | 18,735 | 818 | 4% | 19,607 |
| UNITED CLINICAL LABORATORY LLC | 2 | 17,215 | 2,284 | 12% | 19,501 |
| CLEVELAND CLINIC HOSPITAL LAB | 4 | 16,898 | 2,216 | 12% | 19,118 |
| BAYFRONT HEALTH - ST PETERSBURG | 17 | 15,867 | 2,353 | 13% | 18,237 |
| CLEVELAND CLINIC TRADITION HOSPITAL | | 16,988 | 1,243 | 7% | 18,231 |
| OSCEOLA REGIONAL MEDICAL CENTER | 1 | 15,488 | 2,230 | 13% | 17,719 |
| LEESBURG REGIONAL MEDICAL CENTER | | 15,428 | 2,139 | 12% | 17,567 |
| HEALTH CENTER AT SINAI RESIDENCES | | 16,930 | 506 | 3% | 17,436 |
| BIOCERNA LABS | 461 | 14,582 | 2,112 | 12% | 17,155 |
| HOMESTEAD HOSPITAL CLINICAL LABORATORY | 27 | 13,902 | 2,992 | 18% | 16,921 |
| MEMORIAL HOSPITAL JACKSONVILLE | 8 | 14,021 | 2,691 | 16% | 16,720 |
| WELLINGTON REGIONAL MED CTR LAB | 6 | 14,468 | 1,795 | 11% | 16,269 |
| NORTHWEST MEDICAL CENTER | 1 | 13,994 | 1,978 | 12% | 15,973 |
| CLARITY LAB SOLUTIONS | 90 | 14,090 | 1,753 | 11% | 15,933 |
| ORANGE PARK MEDICAL CENTER | 9 | 13,229 | 2,582 | 16% | 15,820 |
| INDIAN RIVER PATHOLOGY LLC | | 14,571 | 1,233 | 8% | 15,804 |
| ACCESS MEDICAL LABORATORIES | 4 | 7,981 | 7,578 | 49% | 15,563 |
| FULGENT DIAGNOSTICS | 169 | 14,309 | 977 | 6% | 15,455 |
| BETHESDA HOSPITAL EAST | | 13,822 | 1,428 | 9% | 15,250 |
| OAK HILL HOSPITAL | | 13,498 | 1,709 | 11% | 15,207 |
| DELRAY MEDICAL CENTER LAB | 3 | 13,604 | 1,588 | 10% | 15,195 |
| VISTA CLINICAL DIAGNOSTICS | 481 | 12,997 | 1,704 | 11% | 15,182 |
| WEST KENDALL BAPTIST HOSPITAL | 13 | 11,983 | 2,823 | 19% | 14,819 |
| LAWNWOOD REGIONAL MEDICAL CENTER | 1 | 12,703 | 2,059 | 14% | 14,763 |
| MEMORIAL REGIONAL HOSPITAL CLINICAL LABORATORY | 10 | 13,628 | 945 | 6% | 14,583 |
| PRIVA PATH LABS | 75 | 13,559 | 918 | 6% | 14,552 |
| INDIAN RIVER MEDICAL CENTER LAB | | 13,669 | 852 | 6% | 14,521 |
| BAPTIST HEALTHCARE - BAPTIST HOSPITAL | 5 | 11,322 | 3,091 | 21% | 14,418 |
| BAPTIST HEALTH - SOUTH | | 13,115 | 1,169 | 8% | 14,284 |
| LEE HEALTH - LEE MEMORIAL HOSPITAL | | 10,680 | 3,558 | 25% | 14,238 |
| LARGO MEDICAL CENTER | | 12,554 | 1,583 | 11% | 14,137 |
| UHEALTH CORAL GABLES/LENNAR MED CTR | 33 | 13,166 | 890 | 6% | 14,089 |
| WINTER HAVEN HOSPITAL CLINICAL LABORATORY | 4 | 11,834 | 2,167 | 15% | 14,005 |
| THE HEALTHCARE DISTRICT OF PALM BEACH COUNTY | 44 | 12,125 | 1,762 | 13% | 13,931 |
| NONA SCIENTIFIC | 5 | 10,656 | 3,122 | 23% | 13,783 |
| ADVENTHEALTH CENTRA CARE LAKE BUENA VISTA | | 12,155 | 1,548 | 11% | 13,703 |
| WEST FLORIDA HOSPITAL LAB | 1 | 10,606 | 2,940 | 22% | 13,547 |
| CARDIOPATH | 84 | 11,579 | 1,684 | 13% | 13,347 |

COVID-19: testing by laboratory

Data through Feb 24, 2021 verified as of Feb 25, 2021 at 09:25 AM

Data in this report are provisional and subject to change.

The numbers in the table below represent the number of Florida and non-Florida residents for whom test results were received by the Department of Health. A person can be tested by more than one laboratory and can have both positive and negative results. **Therefore, the sum of the numbers in each column will be larger than the total number of people tested.**

| Reporting lab | Inconclusive | Negative | Positive | Percent positive | Total |
|---|--------------|----------|----------|------------------|--------|
| MEDICAL CENTER OF TRINITY CLINICAL LABORATORY | 2 | 11,783 | 1,391 | 11% | 13,176 |
| PALMS WEST HOSPITAL LAB | 2 | 11,204 | 1,829 | 14% | 13,035 |
| GOOD SAMARITAN MEDICAL CENTER LAB | 2 | 11,212 | 1,677 | 13% | 12,891 |
| WESTSIDE REGIONAL MED CTR | 2 | 10,975 | 1,886 | 15% | 12,863 |
| MOLECULAR INFECTIOUS DISEASES | 439 | 11,905 | 405 | 3% | 12,749 |
| MERCY HOSPITAL A CAMPUS OF PLANTATION GEN HOSP LAB | 1 | 10,637 | 1,983 | 16% | 12,621 |
| NEMOURS CHILDRENS HOSPITAL | 1 | 11,898 | 717 | 6% | 12,616 |
| ST ANTHONY'S HOSPITAL LAB | 30 | 10,938 | 1,504 | 12% | 12,472 |
| REGIONAL MEDCIAL CENTER BAYONET POINT | 2 | 11,344 | 1,000 | 8% | 12,346 |
| GULF COAST MEDICAL CENTER MICROLAB | | 9,665 | 2,681 | 22% | 12,346 |
| THE VILLAGES REGIONAL HOSPITAL | | 10,901 | 1,260 | 10% | 12,161 |
| LAKE CITY HM | | 11,147 | 988 | 8% | 12,135 |
| MEDRITE MEDICAL CARE, PC | 5,726 | 5,843 | 552 | 5% | 12,121 |
| BINAXNOW | 9 | 9,151 | 2,837 | 24% | 11,997 |
| FLORIDA HOSPITAL WATERMAN LABORATORY | 70 | 10,997 | 862 | 7% | 11,929 |
| PWN HEALTH | 17 | 9,711 | 2,072 | 18% | 11,800 |
| CAPITAL REGIONAL MEDICAL CTR | | 9,465 | 2,318 | 20% | 11,783 |
| ST MARKS HOSPITAL LABORATORY B | 78 | 10,627 | 1,002 | 9% | 11,707 |
| AVENTURA HOSPITAL LAB | | 9,443 | 2,215 | 19% | 11,658 |
| CORAL GABLES HOSPITAL CLINICAL LABORATORY | | 9,772 | 1,831 | 16% | 11,603 |
| HALIFAX MEDICAL CENTER LAB | 37 | 9,843 | 1,715 | 15% | 11,595 |
| GENOVA DIAGNOSTICS LABORATORY | 61 | 10,447 | 1,017 | 9% | 11,525 |
| ST JOSEPHS HOSPITAL | 18 | 9,940 | 1,513 | 13% | 11,471 |
| WEST BOCA MEDICAL CENTER LAB | | 10,580 | 855 | 7% | 11,435 |
| BLAKE MEDICAL CENTER | | 9,992 | 1,429 | 13% | 11,421 |
| FLORIDA LABORATORY ANALYSIS | | 9,884 | 1,458 | 13% | 11,342 |
| BAPTIST HEALTH SOUTH FLORIDA - WEST KENDALL URGENT CARE | | 9,435 | 1,818 | 16% | 11,253 |
| LEE HEALTH - HEALTH PARK MEDICAL CENTER | | 9,387 | 1,811 | 16% | 11,198 |
| MANATEE MEMORIAL HOSPITAL | | 10,209 | 974 | 9% | 11,183 |
| COAST DIAGNOSTICS LLC | 45 | 9,881 | 1,204 | 11% | 11,130 |
| PATHNOSTICS | 41 | 8,716 | 2,342 | 21% | 11,099 |
| LARKIN COMMUNITY HOSPITAL | 10 | 9,555 | 1,452 | 13% | 11,017 |
| PALM BEACH GARDENS MEDICAL CTR LAB | | 9,900 | 1,091 | 10% | 10,991 |
| MEASE COUNTRYSIDE LAB | 14 | 9,607 | 1,183 | 11% | 10,804 |
| PRECISION HEALTH RESOURCES LLC | | 9,926 | 658 | 6% | 10,584 |
| LAKE CITY MEDICAL CENTER | | 8,342 | 2,163 | 21% | 10,505 |
| LARKIN COMMUNITY HOSPITAL INC DBA CARDIOTROPIC | | 6,820 | 3,621 | 35% | 10,441 |
| FLORIDA HOSPITAL HEARTLAND MED CTR CLINICAL LAB | 33 | 9,026 | 1,355 | 13% | 10,414 |
| VIKOR SCIENTIFIC | 47 | 8,480 | 1,771 | 17% | 10,298 |
| ADVENT HEALTH - WESLEY CHAPEL | 14 | 9,161 | 964 | 10% | 10,139 |
| PLANTATION GENERAL HOSPITAL | | 8,526 | 1,577 | 16% | 10,103 |
| NATIONWIDE LABORATORY SERVICES INC | 336 | 8,328 | 1,308 | 13% | 9,972 |
| SRQ DRIVE THROUGH☐ | | 8,944 | 905 | 9% | 9,849 |
| DOCTORS HOSPITAL | 7 | 8,198 | 1,624 | 17% | 9,829 |
| FLORIDA MEDICAL CENTER - A CAMPUS OF NORTH SHORE | 2 | 8,617 | 1,190 | 12% | 9,809 |
| SARKIS CLINICAL TRIALS | 25 | 8,470 | 1,240 | 13% | 9,735 |
| LEON MEDICAL CENTERS LLC | | 7,648 | 2,072 | 21% | 9,720 |

COVID-19: testing by laboratory

Data through Feb 24, 2021 verified as of Feb 25, 2021 at 09:25 AM

Data in this report are provisional and subject to change.

The numbers in the table below represent the number of Florida and non-Florida residents for whom test results were received by the Department of Health. A person can be tested by more than one laboratory and can have both positive and negative results. **Therefore, the sum of the numbers in each column will be larger than the total number of people tested.**

| Reporting lab | Inconclusive | Negative | Positive | Percent positive | Total |
|---|--------------|----------|----------|------------------|-------|
| CENTRAL FLORIDA REGIONAL HOSPITAL | | 8,674 | 1,008 | 10% | 9,682 |
| AVECINA | 17 | 8,956 | 698 | 7% | 9,671 |
| PALM BEACH BALL PARK | | 8,605 | 1,013 | 11% | 9,618 |
| LABSTAT LLC | 3 | 9,147 | 434 | 5% | 9,584 |
| P4 CLINICAL, LLC | 200 | 8,414 | 951 | 10% | 9,565 |
| EXPRESS GENE MOLECULAR DIAGNOSTICS LABORATORY | | 8,169 | 1,389 | 15% | 9,558 |
| AVECINA MEDICAL | 4 | 6,202 | 3,340 | 35% | 9,546 |
| AMERICAN FAMILY CARE | | 5,249 | 4,277 | 45% | 9,526 |
| NORTHSIDE HOSPITAL AND HEART INSTITUTE | | 8,535 | 974 | 10% | 9,509 |
| CORAL SPRINGS MED CTR | | 8,480 | 923 | 10% | 9,403 |
| BOSTON HEART DIAGNOSTICS CORP | | 8,199 | 1,198 | 13% | 9,397 |
| SYNERGY DIAGNOSTIC LABORATORY | 93 | 8,203 | 1,009 | 11% | 9,305 |
| LABS ASAP LLC | | 8,369 | 925 | 10% | 9,294 |
| FLORIDA HOSPITAL DELAND | 10 | 8,017 | 1,173 | 13% | 9,200 |
| ADVENTHEALTH CENTRA CARE WATERFORD LAKES | | 7,630 | 1,505 | 16% | 9,135 |
| CERNERELR_BAYCARE | 43 | 8,320 | 616 | 7% | 8,979 |
| NCF DIAGNOSTICS & DNA TECHNOLOGIES LAB | 153 | 8,332 | 487 | 5% | 8,972 |
| CernerELR_Advent | | 7,639 | 1,212 | 14% | 8,851 |
| INFORM DIAGNOSTICS, INC | | 8,324 | 495 | 6% | 8,819 |
| BAPTIST HEALTH SOUTH FLORIDA - COUNTRY WALK URGENT CARE | | 7,234 | 1,522 | 17% | 8,756 |
| OCALA REGIONAL MEDICAL CENTER | | 7,481 | 1,150 | 13% | 8,631 |
| WEST PALM HOSPITAL LAB | | 7,935 | 695 | 8% | 8,630 |
| FLORIDA HOSPITAL FLAGLER | 29 | 7,834 | 765 | 9% | 8,628 |
| BROWARD HEALTH NORTH CLINICAL LABORATORY | | 7,591 | 975 | 11% | 8,566 |
| NORTH SHORE MEDICAL CENTER | | 7,039 | 1,447 | 17% | 8,486 |
| MEDARBOR DIAGNOSTICS | 1 | 7,368 | 1,106 | 13% | 8,475 |
| FLORIDA HOSPITAL ZEPHYRHILLS | 10 | 7,481 | 919 | 11% | 8,410 |
| ADVENTHEALTH CENTRA CARE ST CLOUD | 1 | 7,230 | 1,163 | 14% | 8,394 |
| LEE HEALTH - GULF COAST MEDICAL CENTER | 2 | 6,631 | 1,699 | 20% | 8,332 |
| AVECINA MEDICAL OAKLEAF | 3 | 6,977 | 1,330 | 16% | 8,310 |
| FLORIDA HOSPITAL OF CARROLLWOOD | 23 | 7,057 | 1,158 | 14% | 8,238 |
| CERNERELR_BAPTISTMIAMI | 31 | 7,313 | 862 | 11% | 8,206 |
| ALL CHILDREN'S HOSPITAL | | 7,507 | 554 | 7% | 8,061 |
| INFINITY BIOLOGIX LLC (GINKO BIOWORKS) | 26 | 7,744 | 224 | 3% | 7,994 |
| SYNERGY LABORATORIES | 7 | 6,893 | 1,057 | 13% | 7,957 |
| SOUTH BAY HOSPITAL CLINICAL LAB | 1 | 7,085 | 854 | 11% | 7,940 |
| CLEVELAND CLINIC MARTIN SOUTH HOSPITAL | 1 | 7,050 | 877 | 11% | 7,928 |
| HEALTHQUEST ESOTERICS | | 6,485 | 1,359 | 17% | 7,844 |
| H LEE MOFFITT CANCER CENTER LABORATORY | 1 | 7,507 | 217 | 3% | 7,725 |
| BAPTIST HEALTH SOUTH FLORIDA - MIAMI LAKES URGENT CARE | | 6,033 | 1,644 | 21% | 7,677 |
| SANTA ROSA MEDICAL CENTER | | 6,280 | 1,377 | 18% | 7,657 |
| MEMORIAL HOSPITAL WEST LABORATORY SERVICES | 14 | 6,917 | 698 | 9% | 7,629 |
| KD MEDICAL CHOICE LLC | 5 | 6,882 | 715 | 9% | 7,602 |
| POINCIANA MEDICAL CENTER | | 5,923 | 1,678 | 22% | 7,601 |
| BAYCARE COMMUNITY HEALTH | | 7,403 | 188 | 2% | 7,591 |
| NCH NORTH NAPLES HOSPITAL LAB | 15 | 6,733 | 830 | 11% | 7,578 |
| BAPTIST HEALTH - BEACHES | | 6,942 | 617 | 8% | 7,559 |

COVID-19: testing by laboratory

Data through Feb 24, 2021 verified as of Feb 25, 2021 at 09:25 AM

Data in this report are provisional and subject to change.

The numbers in the table below represent the number of Florida and non-Florida residents for whom test results were received by the Department of Health. A person can be tested by more than one laboratory and can have both positive and negative results. **Therefore, the sum of the numbers in each column will be larger than the total number of people tested.**

| Reporting lab | Inconclusive | Negative | Positive | Percent positive | Total |
|--|--------------|----------|----------|------------------|-------|
| ISPM LABS, LLC DBA CAPSTONE DIAGNOSTICS, LLC | | 7,148 | 378 | 5% | 7,526 |
| ANNE BATES LEACH EYE HOSPITAL/ ABLEH MICROBIOLOGY LABORATORY | 8 | 7,326 | 106 | 1% | 7,440 |
| MEMORIAL HOSPITAL MICRO | | 6,843 | 497 | 7% | 7,340 |
| WEST MARION COMMUNITY HOSPITAL LAB | | 6,068 | 1,249 | 17% | 7,317 |
| CLEVELAND CLINIC MARTIN NORTH HOSPITAL | | 6,462 | 843 | 12% | 7,305 |
| ST LUCIE MEDICAL CENTER | | 5,746 | 1,387 | 19% | 7,133 |
| ARCPPOINT LABS OF FORT MYERS | 4 | 6,241 | 883 | 12% | 7,128 |
| MORTON PLANT-MEASE | 5 | 6,440 | 662 | 9% | 7,107 |
| GENE BY GENE, GENOMICS RESEARCH CENTER LAB | 44 | 6,618 | 391 | 6% | 7,053 |
| LAKEWOOD RANCH MEDICAL CENTER | | 6,469 | 566 | 8% | 7,035 |
| ADVENTHEALTH CENTRA CARE CLERMONT | | 6,024 | 990 | 14% | 7,014 |
| FLORIDA HOSPITAL FISH MEMORIAL | 19 | 5,944 | 1,044 | 15% | 7,007 |
| ADVENTHEALTH CENTRA CARE UNIVERSITY | 1 | 6,119 | 780 | 11% | 6,900 |
| ADVENTHEALTH CENTRA CARE WINTER GARDEN | 1 | 6,077 | 751 | 11% | 6,829 |
| LUMINUS DIAGNOSTICS | | 6,268 | 553 | 8% | 6,821 |
| ADVENTHEALTH CENTRA CARE WINTER PARK | | 6,151 | 669 | 10% | 6,820 |
| BAPTIST HEALTH SOUTH FLORIDA - WESTCHESTER URGENT CARE | | 5,539 | 1,213 | 18% | 6,752 |
| AMELIA EARHART | | 5,683 | 984 | 15% | 6,667 |
| FLORIDA HOSPITAL OCALA | | 5,720 | 884 | 13% | 6,604 |
| VISTA CLINICAL | 8 | 3,867 | 2,710 | 41% | 6,585 |
| AVERO DIAGNOSTICS - IRVING | 11 | 6,105 | 465 | 7% | 6,581 |
| MEDEXPRESS URGENT CARE | 2 | 4,429 | 2,079 | 32% | 6,510 |
| HIALEAH HOSPITAL | 4 | 5,054 | 1,448 | 22% | 6,506 |
| ADVENTHEALTH CENTRA CARE LAKELAND | 1 | 5,627 | 859 | 13% | 6,487 |
| BAPTIST HEALTH SOUTH FLORIDA - DORAL URGENT CARE | | 5,162 | 1,281 | 20% | 6,443 |
| ADVENTHEALTH CENTRA CARE DR PHILLIPS | | 5,800 | 599 | 9% | 6,399 |
| ADVENTHEALTH CENTRA CARE LEE ROAD | | 5,667 | 647 | 10% | 6,314 |
| UNKNOWN | 3 | 3,349 | 2,960 | 47% | 6,312 |
| OVIEDO MEDICAL CENTER | | 5,603 | 641 | 10% | 6,244 |
| INDIAN RIVER MEDICAL CENTER | | 5,356 | 842 | 14% | 6,198 |
| HOLIDAY CVS LLC | | 5,914 | 278 | 4% | 6,192 |
| BAPTIST HEALTH - NASSAU | | 5,844 | 340 | 5% | 6,184 |
| ST JOSEPHS NORTH HOSPITAL LAB | 7 | 5,266 | 856 | 14% | 6,129 |
| IMPERIAL POINT MEDICAL CENTER | | 5,587 | 523 | 9% | 6,110 |
| ATLANTIS URGENT CARE | 1 | 4,521 | 1,556 | 26% | 6,078 |
| ADVENTHEALTH CENTRA CARE HUNTERS CREEK | 3 | 5,174 | 826 | 14% | 6,003 |
| EMERALD COAST URGENT CARE | | 4,589 | 1,410 | 24% | 5,999 |
| COMMUNITY HEALTH CENTERS OF PINELLAS INC | | 4,776 | 1,200 | 20% | 5,976 |
| BAYFRONT HEALTH - PORT CHARLOTTE | | 5,485 | 485 | 8% | 5,970 |
| NCH DOWNTOWN NAPLES HOSPITAL | 13 | 5,315 | 579 | 10% | 5,907 |
| ST PETERSBURG GENERAL HOSPITAL | | 4,967 | 909 | 15% | 5,876 |
| FORT WALTON BEACH MEDICAL CENTER | | 4,983 | 871 | 15% | 5,854 |
| ADVENTHEALTH CENTRA CARE SANFORD | | 5,180 | 671 | 11% | 5,851 |
| BAYFRONT HEALTH - VENICE REGIONAL MEDICAL | 1 | 5,338 | 505 | 9% | 5,844 |
| ADVENTHEALTH CENTRA CARE MOUNT DORA | | 4,865 | 943 | 16% | 5,808 |
| MEDEXPRESS URGENT CARE OF BOYNTON BEACH LLC | | 5,402 | 405 | 7% | 5,807 |
| SOLARIS DIAGNOSTICS | 10 | 5,194 | 564 | 10% | 5,768 |

COVID-19: testing by laboratory

Data through Feb 24, 2021 verified as of Feb 25, 2021 at 09:25 AM

Data in this report are provisional and subject to change.

The numbers in the table below represent the number of Florida and non-Florida residents for whom test results were received by the Department of Health. A person can be tested by more than one laboratory and can have both positive and negative results. **Therefore, the sum of the numbers in each column will be larger than the total number of people tested.**

| Reporting lab | Inconclusive | Negative | Positive | Percent positive | Total |
|---|--------------|----------|----------|------------------|-------|
| ADVENTHEALTH CENTRA CARE LAKE MARY | 2 | 5,019 | 745 | 13% | 5,766 |
| ADVENTHEALTH CENTRA CARE KISSIMMEE | | 5,103 | 583 | 10% | 5,686 |
| CLINICAL REFERENCE LABORATORY | 2 | 5,319 | 282 | 5% | 5,603 |
| ADVENTHEALTH CENTRA CARE APOPKA | 1 | 4,827 | 774 | 14% | 5,602 |
| BAPTIST HEALTH SOUTH FLORIDA - PEMBROKE PINES URGENT CARE | | 4,623 | 922 | 17% | 5,545 |
| FLORIDA HOSPITAL NORTH PINELLAS | 11 | 5,047 | 448 | 8% | 5,506 |
| SUNCOAST PATHOLOGY ASSOCIATES | | 4,999 | 471 | 9% | 5,470 |
| MEDEXPRESS URGENT CARE HUDSON | | 4,701 | 736 | 14% | 5,437 |
| NCH NORTH NAPLES HOSPITAL | 6 | 4,803 | 624 | 11% | 5,433 |
| TROPICANA FIELD - LOT 2 | 19 | 4,926 | 486 | 9% | 5,431 |
| ADVENTIST HEALTH SYSTEMS, SUNBELT INC | | 4,764 | 664 | 12% | 5,428 |
| EMPIRE CITY LABORATORIES INC | 58 | 4,592 | 757 | 14% | 5,407 |
| PARAMOUNT URGENT CARE | | 2,766 | 2,623 | 49% | 5,389 |
| SUNRISE MEDICAL LABORATORIES | 2 | 5,007 | 371 | 7% | 5,380 |
| SOUTH FLORIDA BAPTIST HOSPITAL MICRO | 4 | 4,498 | 874 | 16% | 5,376 |
| ADVENTHEALTH CENTRA CARE ALTAMONTE | | 4,636 | 643 | 12% | 5,279 |
| NORTHWEST FLORIDA COMMUNITY HOSPITAL | 37 | 3,842 | 1,394 | 26% | 5,273 |
| MARTIN HOSPITAL SOUTH LAB | | 4,966 | 288 | 5% | 5,254 |
| EGLIN AIR FORCE BASE | 13 | 3,724 | 1,493 | 29% | 5,230 |
| DOCTORS URGENT CARE LLC | 1 | 4,225 | 959 | 18% | 5,185 |
| ANGEL KIDS PEDIATRICS | | 4,865 | 305 | 6% | 5,170 |
| PUTNAM COMMUNITY MEDICAL CENTER | | 4,439 | 672 | 13% | 5,111 |
| TRINITY SPRINGS | | 4,357 | 729 | 14% | 5,086 |
| MICROGEN DX | 4 | 4,391 | 678 | 13% | 5,073 |
| BAPTIST HEALTH SOUTH FLORIDA - CORAL SPRINGS URGENT CARE | | 4,358 | 707 | 14% | 5,065 |
| MEDICAL DNA LABS LLC | 3 | 4,593 | 444 | 9% | 5,040 |
| ADVENTHEALTH CENTRA CARE AZALEA PARK | | 4,311 | 721 | 14% | 5,032 |
| PRO CLINIC | | 3,932 | 1,034 | 21% | 4,966 |
| ACUTIS DIAGNOSTICS | 17 | 3,941 | 972 | 20% | 4,930 |
| ADVENTHEALTH EXPRESS CARE | | 3,999 | 907 | 18% | 4,906 |
| AHCC WESLEY CHAPEL | | 4,375 | 523 | 11% | 4,898 |
| ADVENTHEALTH CENTRA CARE OVIEDO | | 4,175 | 673 | 14% | 4,848 |
| UNIVERSITY HOSPITAL AND MEDICAL CENTER | | 3,672 | 1,146 | 24% | 4,818 |
| URGENT CARE CURE | 2 | 4,085 | 680 | 14% | 4,767 |
| URGENT CARE OF THE PALM BEACHES | | 3,936 | 829 | 17% | 4,765 |
| ESCAMBIA COMMUNITY CLINICS INC | 8 | 3,552 | 1,202 | 25% | 4,762 |
| BAPTIST HEALTH - NORTH | | 3,718 | 1,044 | 22% | 4,762 |
| COASTAL MED URGENT CARE | | 3,278 | 1,466 | 31% | 4,744 |
| DOCTORS URGENT CARE OF LUTZ LLC | 1 | 3,809 | 934 | 20% | 4,744 |
| DYNIX DIAGNOSTIX | | 4,290 | 433 | 9% | 4,723 |
| FLORIDA FAMILY LABORATORY, INC DBA | 35 | 4,221 | 395 | 8% | 4,651 |
| LEE HEALTH CONVENIENT CARE - PAGE FIELD | | 4,064 | 576 | 12% | 4,640 |
| PALMS OF PASADENA HOSPITAL | | 4,114 | 510 | 11% | 4,624 |
| ADVENTHEALTH CENTRA CARE LONGWOOD | | 4,071 | 543 | 12% | 4,614 |
| NIGHT LITE PEDIATRICS | 4 | 3,341 | 1,253 | 27% | 4,598 |
| ADVENTHEALTH CENTRA CARE SOUTH ORANGE | | 3,937 | 654 | 14% | 4,591 |
| ADVENT HEALTH - HEART OF FLORIDA ER | 1 | 3,923 | 651 | 14% | 4,575 |

COVID-19: testing by laboratory

Data through Feb 24, 2021 verified as of Feb 25, 2021 at 09:25 AM

Data in this report are provisional and subject to change.

The numbers in the table below represent the number of Florida and non-Florida residents for whom test results were received by the Department of Health. A person can be tested by more than one laboratory and can have both positive and negative results. **Therefore, the sum of the numbers in each column will be larger than the total number of people tested.**

| Reporting lab | Inconclusive | Negative | Positive | Percent positive | Total |
|--|--------------|----------|----------|------------------|-------|
| BAPTIST HEALTH SOUTH FLORIDA - TAMiami TRAIL URGENT CARE | | 3,673 | 896 | 20% | 4,569 |
| ADVENTHEALTH CENTRA CARE ORANGE LAKE | | 4,044 | 516 | 11% | 4,560 |
| MEDEXPRESS URGENT CARE - ESTERO | | 4,088 | 466 | 10% | 4,554 |
| MINUTECLINIC | | 3,923 | 630 | 14% | 4,553 |
| MINUTECLINIC LLC #3703 | | 3,786 | 749 | 17% | 4,535 |
| THE CENTER FOR URGENT CARE | 3 | 3,763 | 756 | 17% | 4,522 |
| ADVENTHEALTH CENTRA CARE PORT ORANGE | | 3,776 | 730 | 16% | 4,506 |
| MOFFITT CANCER CENTER | 6 | 4,398 | 97 | 2% | 4,501 |
| FLORIDA COMMUNITY HEALTH CENTER | | 3,533 | 967 | 21% | 4,500 |
| DOCTORS HOSPITAL OF SARASOTA CLINICAL LABORATORY | | 3,895 | 582 | 13% | 4,477 |
| PEDIATRIC HEALTH CARE ALLIANCE PA | | 4,095 | 372 | 8% | 4,467 |
| MEDEXPRESS URGENT CARE - ROYAL PALM BEACH | | 3,997 | 460 | 10% | 4,457 |
| BAPTIST HEALTH SOUTH FLORIDA - CORAL GABLES (UNIVERSITY) URGENT CARE | | 3,849 | 606 | 14% | 4,455 |
| WESTCHESTER HOSPITAL | 23 | 3,581 | 849 | 19% | 4,453 |
| BAPTIST HEALTH SOUTH FLORIDA - KENDALE LAKES URGENT CARE | | 3,573 | 875 | 20% | 4,448 |
| HEALTH FIRST ADVENTHEALTH CENTRA CARE TITUSVILLE | | 3,930 | 473 | 11% | 4,403 |
| QDX PATHOLOGY SERVICES | 2 | 4,047 | 344 | 8% | 4,393 |
| HEALTH FIRST ADVENTHEALTH CENTRA CARE GATEWAY | 1 | 3,953 | 436 | 10% | 4,390 |
| RAULERSON HOSPITAL | | 3,600 | 764 | 18% | 4,364 |
| ADVENTHEALTH CENTRA CARE SAND LAKE | | 3,906 | 446 | 10% | 4,352 |
| MEDEXPRESS URGENT CARE PALM BEACH GARDENS | | 3,974 | 356 | 8% | 4,330 |
| BAPTIST HEALTH SOUTH FLORIDA - PINECREST URGENT CARE | | 3,737 | 590 | 14% | 4,327 |
| ADVENTHEALTH CENTRA CARE LEESBURG | | 3,508 | 810 | 19% | 4,318 |
| MEDEXPRESS URGENT CARE - GOLDEN GATE | | 3,846 | 463 | 11% | 4,309 |
| MEASE DUNEDIN HOSPITAL | 5 | 3,858 | 431 | 10% | 4,294 |
| TALLAHASSEE PRIMARY CARE ASSOCIATES | | 3,721 | 543 | 13% | 4,264 |
| BAPTIST HEALTH SOUTH FLORIDA - CORAL GABLES URGENT CARE | | 3,540 | 706 | 17% | 4,246 |
| PALMS MEDICAL GROUP | 5 | 2,966 | 1,203 | 29% | 4,174 |
| MIAMI BEACH CONVENTION CENTER | | 3,967 | 200 | 5% | 4,167 |
| LABORATORY OF FLORIDA LLC | 40 | 3,822 | 304 | 7% | 4,166 |
| PARAMOUNT URGENT CARE - WINDERMERE | | 2,708 | 1,415 | 34% | 4,123 |
| BAPTIST HEALTH SOUTH FLORIDA - PALMETTO BAY URGENT CARE | | 3,453 | 657 | 16% | 4,110 |
| NIGHT LITE PEDIATRICS URGENT CARE | 1 | 3,414 | 638 | 16% | 4,053 |
| BETHESDA HOSPITAL WEST | | 3,605 | 412 | 10% | 4,017 |
| BAYFRONT HEALTH - SEVEN RIVERS | | 3,653 | 349 | 9% | 4,002 |
| PHYSICIANS REGIONAL MEDICAL CENTER - PINE RIDGE RD | 1 | 3,265 | 735 | 18% | 4,001 |
| MEDCOMP SCIENCES LLC | 69 | 2,129 | 1,795 | 45% | 3,993 |
| ASCENSION SACRED HEART - EMERALD COAST | | 3,291 | 693 | 17% | 3,984 |
| MEDEXPRESS URGENT CARE - LAKELAND | | 3,502 | 463 | 12% | 3,965 |
| BAYA PHARMACY & URGENT CARE | | 2,877 | 1,066 | 27% | 3,943 |
| US BIOTEK LABORATORIES | 14 | 3,562 | 363 | 9% | 3,939 |
| GENESIS DIAGNOSTICS | | 3,691 | 241 | 6% | 3,932 |
| PREMIER URGENT CARE OF BREVARD LLC | 3 | 3,406 | 495 | 13% | 3,904 |
| TWIN CITIES HOSPITAL | 1 | 3,384 | 486 | 13% | 3,871 |
| MEMORIAL HOSPITAL- MIRAMAR | 12 | 3,541 | 295 | 8% | 3,848 |
| SPORTS DRUG TESTING LABORATORY | 61 | 3,631 | 120 | 3% | 3,812 |
| VENTURE MEDICAL OF FLORIDA LLC | | 3,507 | 290 | 8% | 3,797 |

COVID-19: testing by laboratory

Data through Feb 24, 2021 verified as of Feb 25, 2021 at 09:25 AM

Data in this report are provisional and subject to change.

The numbers in the table below represent the number of Florida and non-Florida residents for whom test results were received by the Department of Health. A person can be tested by more than one laboratory and can have both positive and negative results. **Therefore, the sum of the numbers in each column will be larger than the total number of people tested.**

| Reporting lab | Inconclusive | Negative | Positive | Percent positive | Total |
|---|--------------|----------|----------|------------------|-------|
| ADVENTHEALTH CENTRA CARE | | 3,336 | 410 | 11% | 3,746 |
| DOCTORS TEST CENTERS | | 3,306 | 429 | 11% | 3,735 |
| ADVENTHEALTH PROMPT CARE | 2 | 2,646 | 1,062 | 29% | 3,710 |
| BAYFRONT HEALTH - BROOKSVILLE | | 3,263 | 446 | 12% | 3,709 |
| ADVENTHEALTH CENTRA CARE COLONIAL TOWN | 2 | 3,257 | 386 | 11% | 3,645 |
| DESOTO MEMORIAL HOSPITAL | 3 | 2,970 | 651 | 18% | 3,624 |
| CLARITY LAB SOLUTIONS LLC | | 3,608 | 4 | 0% | 3,612 |
| ACCU REFERENCE MEDICAL LAB | 9 | 2,808 | 759 | 21% | 3,576 |
| ENGLEWOOD COMMUNITY HOSPITAL | | 3,214 | 331 | 9% | 3,545 |
| SIPARADIGM LLC | 39 | 3,247 | 240 | 7% | 3,526 |
| BAPTIST HEALTH SOUTH FLORIDA - DAVIE URGENT CARE | | 2,916 | 610 | 17% | 3,526 |
| MINUTECLINIC LLC | | 3,017 | 507 | 14% | 3,524 |
| LAKESIDE MEDICAL CENTER | | 2,732 | 762 | 22% | 3,494 |
| MINUTECLINIC LLC #1067 | | 3,035 | 449 | 13% | 3,484 |
| BAYFRONT HEALTH - PUNTA GORDA | | 3,212 | 257 | 7% | 3,469 |
| MINUTECLINIC LLC # 0709 | | 2,944 | 508 | 15% | 3,452 |
| MIDWAY SPECIALTY CARE CENTER DIAGNOSTICS | 38 | 3,114 | 237 | 7% | 3,389 |
| AMELIA URGENT CARE | | 1,774 | 1,556 | 47% | 3,330 |
| MINUTECLINIC LLC #8396 | | 2,849 | 472 | 14% | 3,321 |
| BAPTIST HEALTH SOUTH FLORIDA - WESTON URGENT CARE | | 2,925 | 395 | 12% | 3,320 |
| MEDEXPRESS URGENT CARE CAPE CORAL | | 2,795 | 474 | 14% | 3,269 |
| BAYFRONT HEALTH - SPRING HILL | | 2,950 | 293 | 9% | 3,243 |
| BARTOW REGIONAL MEDICAL CENTER | 1 | 2,709 | 515 | 16% | 3,225 |
| ADVENTIST HEALTH SYSTEMS SUNBELT IN DBA | | 2,840 | 335 | 11% | 3,175 |
| HEALTH FIRST ADVENTHEALTH CENTRA CARE COCOA | | 2,856 | 300 | 10% | 3,156 |
| HIGHLANDS REGIONAL MEDICAL CENTER | | 2,426 | 714 | 23% | 3,140 |
| PHARMCO RX | 2 | 2,903 | 231 | 7% | 3,136 |
| BAPTIST HEALTH URGENT CARE AT SAWGRASS | | 2,613 | 506 | 16% | 3,119 |
| BAPTIST HEALTH SOUTH FLORIDA - BRICKELL URGENT CARE | | 2,550 | 521 | 17% | 3,071 |
| PRECISION HEALTH SOLUTIONS | | 2,900 | 166 | 5% | 3,066 |
| QUICK CARE MED PL | 2 | 2,425 | 605 | 20% | 3,032 |
| HOLIDAY CVS LLC DBA CVS PHARMACY #5154 | | 2,948 | 81 | 3% | 3,029 |
| ALTRU DIAGNOSTICS INC | 2 | 2,862 | 157 | 5% | 3,021 |
| BRASHEAR'S VITAL CARE CORP | | 2,342 | 634 | 21% | 2,976 |
| WALGREEN CO | 2 | 2,630 | 332 | 11% | 2,964 |
| MEDEXPRESS URGENT CARE LEHIGH ACRES | | 2,570 | 372 | 13% | 2,942 |
| MEDEXPRESS URGENT CARE - DELAND | | 2,630 | 308 | 10% | 2,938 |
| SELECT LABORATORIES - MARION COUNTY, FL LLC | 5 | 2,620 | 299 | 10% | 2,924 |
| VETERANS AFFAIRS MEDICAL CENTER - ORLANDO | 1 | 1,343 | 1,573 | 54% | 2,917 |
| MINUTECLINIC LLC #3631 | | 2,462 | 450 | 15% | 2,912 |
| HEALTH FIRST ADVENTHEALTH CENTRA CARE MALABAR | | 2,602 | 291 | 10% | 2,893 |
| STONE CLINICAL LABORATORIES | | 2,790 | 96 | 3% | 2,886 |
| MC DIAGNOSTIC OF CONNECTICUT, PC #2220 | | 2,465 | 416 | 14% | 2,881 |
| WALGREENS ORLANDO | 3 | 2,535 | 340 | 12% | 2,878 |
| MINUTECLINIC LLC 5852 | | 2,426 | 432 | 15% | 2,858 |
| MINUTE CLINIC LLC | | 2,487 | 369 | 13% | 2,856 |
| ADVENTHEALTH CENTRA CARE KIDS LAKE MARY | | 2,623 | 210 | 7% | 2,833 |

COVID-19: testing by laboratory

Data through Feb 24, 2021 verified as of Feb 25, 2021 at 09:25 AM

Data in this report are provisional and subject to change.

The numbers in the table below represent the number of Florida and non-Florida residents for whom test results were received by the Department of Health. A person can be tested by more than one laboratory and can have both positive and negative results. **Therefore, the sum of the numbers in each column will be larger than the total number of people tested.**

| Reporting lab | Inconclusive | Negative | Positive | Percent positive | Total |
|---|--------------|----------|----------|------------------|-------|
| MEMORIAL HOSPITAL PEMBROKE | 3 | 2,494 | 334 | 12% | 2,831 |
| PRIMEHEALTH URGENT CARE INC | | 2,424 | 398 | 14% | 2,822 |
| HOLMES REG MED CENTER CLINICAL LAB | | 2,398 | 408 | 15% | 2,806 |
| ADVENT HEALTH CENTRA CARE -WINTER PARK KIDS URGENT CARE | 4 | 2,541 | 245 | 9% | 2,790 |
| BMCT Molecular Diagnostics Subsection | | 2,301 | 485 | 17% | 2,786 |
| VERILY LIFE SCIENCES | | 2,733 | 26 | 1% | 2,759 |
| MINUTECLINIC LLC #3463 | | 2,280 | 446 | 16% | 2,726 |
| MINUTECLINIC LLC #5249 | | 2,152 | 559 | 21% | 2,711 |
| ADVENT HEALTH - NEW SMYRNA | | 2,144 | 556 | 21% | 2,700 |
| CITRUS MEMORIAL HOSPITAL LABORATORY | | 2,248 | 449 | 17% | 2,697 |
| PROHEALTH | 3 | 1,194 | 1,499 | 56% | 2,696 |
| MEDONE PLLC | | 2,013 | 664 | 25% | 2,677 |
| BAPTIST HEALTH - CLAY | | 2,286 | 374 | 14% | 2,660 |
| MARINERS HOSPITAL | | 2,396 | 259 | 10% | 2,655 |
| PARAMOUNT URGENT CARE INC | | 937 | 1,710 | 65% | 2,647 |
| BAPTIST HEALTH EMERGENCY CENTER COUNTRY WALK | 1 | 2,227 | 418 | 16% | 2,646 |
| NXGEN MDX LLC | 4 | 2,353 | 289 | 11% | 2,646 |
| MINUTECLINIC LLC #5253 | | 2,185 | 451 | 17% | 2,636 |
| EMERALD COAST URGENT CARE, LLC | 1 | 1,968 | 660 | 25% | 2,629 |
| GESSLER CLINIC | 2 | 1,736 | 868 | 33% | 2,606 |
| ACCESS POINT HEALTHCARE URGENT & PRIMARY CARE | 2 | 1,948 | 642 | 25% | 2,592 |
| ADVENT HEALTH - OCALA | | 2,124 | 447 | 17% | 2,571 |
| CARENOW URGENT CARE | | 1,521 | 1,042 | 41% | 2,563 |
| SCION LAB SERVICES LLC | 24 | 2,346 | 189 | 7% | 2,559 |
| BAPTIST HEALTHCARE - GULF BREEZE HOSPITAL | 3 | 2,110 | 445 | 17% | 2,558 |
| PARAMOUNT URGENT CARE - ORLANDO | | 1,687 | 869 | 34% | 2,556 |
| MEDEXPRESS URGENT CARE - VERO BEACH | | 2,184 | 331 | 13% | 2,515 |
| MARION E FETHER MEDICAL CENTER, THE | | 2,306 | 207 | 8% | 2,513 |
| MEDEXPRESS FORT MYERS | | 2,195 | 307 | 12% | 2,502 |
| SACRED HEART HEALTH SYSTEM, INC | 1 | 1,658 | 829 | 33% | 2,488 |
| PARAMOUNT URGENT CARE - OVIEDO | | 1,702 | 785 | 32% | 2,487 |
| MINUTECLINIC LLC #4415 | | 2,070 | 398 | 16% | 2,468 |
| BAPTIST HEALTH - OAKLEAF | | 2,036 | 431 | 17% | 2,467 |
| WELLINGTON REGIONAL MEDICAL CENTER | | 2,226 | 237 | 10% | 2,463 |
| EMERALD COAST URGENT CARE LLC | | 1,804 | 653 | 27% | 2,457 |
| MINUTECLINIC LLC #5190 | | 2,023 | 416 | 17% | 2,439 |
| BLUE MED CONSULTANTS | | 2,339 | 97 | 4% | 2,436 |
| MEDEXPRESS URGENT CARE CORAL SPRINGS | | 2,186 | 246 | 10% | 2,432 |
| MINUTECLINIC LLC #5854 | | 2,033 | 387 | 16% | 2,420 |
| COMMUNITY HEALTH NORTHWEST FLORIDA | 4 | 1,854 | 548 | 23% | 2,406 |
| BAPTIST HEALTH SOUTH FLORIDA - MIAMI BEACH URGENT CARE | | 2,026 | 341 | 14% | 2,367 |
| PHYSICIANS STAT LAB | 3 | 1,066 | 1,270 | 54% | 2,339 |
| LEE HEALTH - COCONUT POINT CLINICAL LAB | 2 | 1,872 | 433 | 19% | 2,307 |
| PHYSICIAN ASSOCIATES | | 2,068 | 237 | 10% | 2,305 |
| LOWER KEYS MEDICAL CENTER | | 2,054 | 251 | 11% | 2,305 |
| MEDEXPRESS URGENT CARE - CLEWISTON | | 1,928 | 374 | 16% | 2,302 |
| AMERICAN RESEARCH LABS | | 2,065 | 225 | 10% | 2,290 |

COVID-19: testing by laboratory

Data through Feb 24, 2021 verified as of Feb 25, 2021 at 09:25 AM

Data in this report are provisional and subject to change.

The numbers in the table below represent the number of Florida and non-Florida residents for whom test results were received by the Department of Health. A person can be tested by more than one laboratory and can have both positive and negative results. **Therefore, the sum of the numbers in each column will be larger than the total number of people tested.**

| Reporting lab | Inconclusive | Negative | Positive | Percent positive | Total |
|---|--------------|----------|----------|------------------|-------|
| ADVENTHEALTH CENTRA CARE CONWAY | | 1,943 | 345 | 15% | 2,288 |
| IMMOKALEE CHD | | 2,111 | 147 | 7% | 2,258 |
| PRIMEHEALTH URGENT CARE | 1 | 1,865 | 361 | 16% | 2,227 |
| PHYSICIANS REGIONAL MEDICAL CENTER - COLLIER BLVD | 1 | 1,526 | 700 | 31% | 2,227 |
| MINUTECLINIC LLC #7886 | | 1,897 | 308 | 14% | 2,205 |
| MINUTECLINIC LLC #3662 | | 1,880 | 324 | 15% | 2,204 |
| DONALD W ROBERTSON DO PA | | 1,695 | 489 | 22% | 2,184 |
| BAY MEDICAL CENTER SACRED HEART HEALTH SYSTEM | | 1,645 | 538 | 25% | 2,183 |
| MINUTECLINIC, LLC #4015 | | 1,650 | 516 | 24% | 2,166 |
| MINUTECLINIC LLC #5214 | | 1,838 | 309 | 14% | 2,147 |
| AMELIA EXPRESS CARE LLC | 10 | 1,822 | 305 | 14% | 2,137 |
| FLORIDA MEDICAL CLINIC | 3 | 998 | 1,129 | 53% | 2,130 |
| MINUTECLINIC LLC #7887 | | 1,870 | 235 | 11% | 2,105 |
| MINUTECLINIC LLC #1771 | | 1,761 | 335 | 16% | 2,096 |
| MINUTECLINIC LLC # 0514 | | 1,833 | 252 | 12% | 2,085 |
| MINUTECLINIC LLC #4458 | | 1,687 | 392 | 19% | 2,079 |
| DR G'S URGENT CARE | | 1,804 | 269 | 13% | 2,073 |
| TAMPA COMMUNITY HOSPITAL | | 1,754 | 316 | 15% | 2,070 |
| MEDEXPRESS URGENT CARE BOCA RATON | | 1,894 | 172 | 8% | 2,066 |
| MINUTECLINIC LLC # 3930 | | 1,765 | 300 | 15% | 2,065 |
| ASSOCIATED PATHOLOGISTS, LLC | 3 | 1,684 | 370 | 18% | 2,057 |
| PATIENTS FIRST - THOMASVILLE ROAD | | 1,807 | 242 | 12% | 2,049 |
| ASCENSION SACRED HEART - GULF | | 1,533 | 506 | 25% | 2,039 |
| MINUTECLINIC LLC #3814 | | 1,691 | 326 | 16% | 2,017 |
| MINUTECLINIC LLC #1055 | | 1,609 | 408 | 20% | 2,017 |
| UNIVERSITY OF NORTH FLORIDA STUDENT HEALTH | | 1,925 | 66 | 3% | 1,991 |
| MINUTECLINIC LLC #5069 | | 1,639 | 350 | 18% | 1,989 |
| MINUTECLINIC LLC #3705 | | 1,731 | 254 | 13% | 1,985 |
| MINUTECLINIC LLC #7225 | | 1,710 | 273 | 14% | 1,983 |
| INTELEX LABS, LLC | | 1,914 | 61 | 3% | 1,975 |
| ADVENT HEALTH - DADE CITY | | 1,721 | 250 | 13% | 1,971 |
| FLOWERS HOSPITAL | | 1,778 | 188 | 10% | 1,966 |
| MINUTECLINIC LLC # 3686 | | 1,680 | 277 | 14% | 1,957 |
| DOC SMILEY'S URGENT CARE | | 1,706 | 247 | 13% | 1,953 |
| MINUTECLINIC LLC #3003 | | 1,540 | 408 | 21% | 1,948 |
| MINUTECLINIC, LLC #3204 | | 1,591 | 332 | 17% | 1,923 |
| MINUTECLINIC LLC #7973 | | 1,665 | 255 | 13% | 1,920 |
| GENUS3 | | 1,831 | 72 | 4% | 1,903 |
| MEDFAST URGENT CARE CENTERS LLC | | 564 | 1,324 | 70% | 1,888 |
| MINUTECLINIC LLC #3291 | | 1,641 | 243 | 13% | 1,884 |
| PARRISH MEDICAL CENTER | 1 | 1,644 | 235 | 13% | 1,880 |
| CHARLES AIESI CONSULTING INC | 8 | 1,641 | 216 | 12% | 1,865 |
| MINUTECLINIC LLC #3257 | | 1,528 | 323 | 17% | 1,851 |
| MEDEXPRESS PORT CHARLOTTE | | 1,677 | 166 | 9% | 1,843 |
| WHOLE FAMILY HEALTH CENTER INC | | 1,512 | 329 | 18% | 1,841 |
| JACKSON HOSPITAL CLINICAL LABORATORY | | 1,563 | 276 | 15% | 1,839 |
| MINUTECLINIC LLC #7173 | | 1,606 | 229 | 12% | 1,835 |

COVID-19: testing by laboratory

Data through Feb 24, 2021 verified as of Feb 25, 2021 at 09:25 AM

Data in this report are provisional and subject to change.

The numbers in the table below represent the number of Florida and non-Florida residents for whom test results were received by the Department of Health. A person can be tested by more than one laboratory and can have both positive and negative results. **Therefore, the sum of the numbers in each column will be larger than the total number of people tested.**

| Reporting lab | Inconclusive | Negative | Positive | Percent positive | Total |
|---------------------------------------|--------------|----------|----------|------------------|-------|
| EMERGENCY PHYSICIANS MEDICAL CENTER | | 811 | 1,022 | 56% | 1,833 |
| AFC PHYSICIANS OF FLORIDA | | 1,368 | 459 | 25% | 1,827 |
| BOND URGENT CARE LLC | | 1,346 | 477 | 26% | 1,823 |
| MINUTECLINIC, LLC (CLINIC 10699) | | 1,568 | 252 | 14% | 1,820 |
| JUPITER MEDICAL CENTER URGENT CARE | | 1,370 | 442 | 24% | 1,812 |
| MINUTECLINIC LLC # 7933 | | 1,582 | 227 | 13% | 1,809 |
| MINUTECLINIC, LLC #5817 | | 1,455 | 328 | 18% | 1,783 |
| KEYS AHEC SCHOOL MEDICAL CLINIC | 7 | 1,671 | 104 | 6% | 1,782 |
| NCHMD INC | | 1,482 | 295 | 17% | 1,777 |
| MINUTECLINIC LLC #3748 | | 1,424 | 343 | 19% | 1,767 |
| NCH NORTHEAST | 7 | 1,367 | 393 | 22% | 1,767 |
| MEDIQUICK URGENT CARE CENTERS INC | | 1,255 | 502 | 29% | 1,757 |
| MARTIN HEALTH SYSTEM - ST LUCIE WEST | | 1,585 | 167 | 10% | 1,752 |
| MINUTECLINIC LLC #5924 | | 1,473 | 267 | 15% | 1,740 |
| MINUTECLINIC LLC #4024 | | 1,479 | 257 | 15% | 1,736 |
| Community_Health | | 1,533 | 199 | 11% | 1,732 |
| LAKE WALES MEDICAL CENTER INC | | 1,498 | 232 | 13% | 1,730 |
| PENSACOLA PEDIATRICS PA | 1 | 1,565 | 164 | 9% | 1,730 |
| MINUTECLINIC LLC #5216 | | 1,468 | 257 | 15% | 1,725 |
| DOC SMILEYS URGENT CARE LLC | | 1,397 | 320 | 19% | 1,717 |
| BARDMOOR LABORATORY | 9 | 1,452 | 248 | 15% | 1,709 |
| MINUTECLINIC LLC #3654 | | 1,404 | 300 | 18% | 1,704 |
| MINUTECLINIC LLC #3255 | | 1,443 | 253 | 15% | 1,696 |
| MINUTECLINIC LLC #4612 | | 1,332 | 361 | 21% | 1,693 |
| JW PLASTIC SURGERY | | 1,449 | 244 | 14% | 1,693 |
| MINI ER WATERFORD LAKES, THE | | 1,443 | 249 | 15% | 1,692 |
| IGENOMIX USA LLC | 47 | 1,482 | 157 | 9% | 1,686 |
| MINUTECLINIC LLC #3648 | | 1,360 | 325 | 19% | 1,685 |
| PHYSICIANS PRIMARY CARE | 2 | 1,466 | 215 | 13% | 1,683 |
| BAYFRONTVENICEREGIONAL | | 1,599 | 80 | 5% | 1,679 |
| NEIGHBORHOOD MEDICAL CENTER INC | 17 | 1,479 | 177 | 11% | 1,673 |
| MINUTECLINIC LLC #3285 | | 1,441 | 223 | 13% | 1,664 |
| SPARROW HEALTHCARE | 2 | 1,411 | 250 | 15% | 1,663 |
| MINUTECLINIC LLC # 3579 | | 1,411 | 238 | 14% | 1,649 |
| MINUTECLINIC LLC #3635 | | 1,429 | 219 | 13% | 1,648 |
| ADVENTHEALTH CENTRA CARE WINTER HAVEN | 1 | 986 | 660 | 40% | 1,647 |
| RIVER TOWN DIAGNOSTIC LLC | | 1,378 | 266 | 16% | 1,644 |
| NORTH SHORE LONG ISLAND JEWISH HEALTH | 1 | 1,559 | 80 | 5% | 1,640 |
| AFC PHYSICIANS OF FLORIDA PA | | 1,195 | 424 | 26% | 1,619 |
| ELLENTON URGENT CARE | | 1,359 | 234 | 15% | 1,593 |
| OPTEO LABORATORY | | 1,559 | 34 | 2% | 1,593 |
| MINUTECLINIC LLC #1807 | | 1,335 | 254 | 16% | 1,589 |
| MINUTECLINIC LLC #4201 | | 1,392 | 195 | 12% | 1,587 |
| GENESIS LABORATORY MANAGEMENT | 12 | 1,348 | 227 | 14% | 1,587 |
| CAREFAST+ | | 877 | 700 | 44% | 1,577 |
| LABORATORY SPECIALISTS OF MICHIGAN | | 1,310 | 267 | 17% | 1,577 |
| LABTECH DIAGNOSTIC | | 1,291 | 282 | 18% | 1,573 |

COVID-19: testing by laboratory

Data through Feb 24, 2021 verified as of Feb 25, 2021 at 09:25 AM

Data in this report are provisional and subject to change.

The numbers in the table below represent the number of Florida and non-Florida residents for whom test results were received by the Department of Health. A person can be tested by more than one laboratory and can have both positive and negative results. **Therefore, the sum of the numbers in each column will be larger than the total number of people tested.**

| Reporting lab | Inconclusive | Negative | Positive | Percent positive | Total |
|---|--------------|----------|----------|------------------|-------|
| SHELL POINT NURSING PAVILION | 1 | 1,499 | 71 | 5% | 1,571 |
| HEALTH CARE DISTRICT OF PALM BEACH COUNTY | 1 | 1,390 | 179 | 11% | 1,570 |
| MELBOURNE MEDICAL LABORATORY☐ | 2 | 1,365 | 202 | 13% | 1,569 |
| MINUTECLINIC LLC #1821 | | 1,411 | 158 | 10% | 1,569 |
| ASSURANCE SCIENTIFIC LABORATORIES | 1 | 1,252 | 282 | 18% | 1,535 |
| LITTLE PINE PEDIATRICS | 1 | 1,254 | 266 | 17% | 1,521 |
| JOHNS HOPKINS ALL CHILDREN'S HOSPITAL | | 1,431 | 87 | 6% | 1,518 |
| BAPTIST HEALTH EMERGENCY CENTER AT WEST CORAL WAY | | 1,163 | 320 | 22% | 1,483 |
| BAYFRONT HEALTH - CITRUS HILLS | | 1,270 | 210 | 14% | 1,480 |
| OPTUM LABS LLC | | 1,313 | 161 | 11% | 1,474 |
| BAPTIST HEALTH SOUTH FLORIDA - COUNTRY WALK URGENT CARE EXPRESS | | 1,247 | 219 | 15% | 1,466 |
| MINUTECLINIC LLC #476 | | 1,252 | 211 | 14% | 1,463 |
| ADVANCE MEDICAL OF NAPLES | | 326 | 1,124 | 78% | 1,450 |
| UHEALTH DEERFIELD BEACH/UMSYLVESTER DEERFIELD BEACH LABORATORY | 3 | 1,380 | 55 | 4% | 1,438 |
| KETAMINE HEALTH CENTERS LLC | | 1,315 | 116 | 8% | 1,431 |
| MINUTECLINIC LLC #8381 | | 1,221 | 201 | 14% | 1,422 |
| BIOCERNA LLC | 9 | 1,248 | 164 | 12% | 1,421 |
| WHITE WILSON MEDICAL CENTER | | 174 | 1,246 | 88% | 1,420 |
| PATIENTS CHOICE LABORATORIES | | 829 | 589 | 42% | 1,418 |
| MINUTECLINIC LLC #3637 | | 1,097 | 312 | 22% | 1,409 |
| LEE DAVIS COMMUNITY RESOURCE CENTER | | 1,187 | 210 | 15% | 1,397 |
| COASTAL LABORATORIES | 1 | 1,098 | 285 | 21% | 1,384 |
| MINUTECLINIC LLC #1350 | | 1,178 | 203 | 15% | 1,381 |
| ARCPOINT LABS | | 833 | 537 | 39% | 1,370 |
| ED FRASER MEMORIAL HOSPITAL | | 1,120 | 242 | 18% | 1,362 |
| ASCENSION ST VINCENT'S - SOUTHSIDE | | 1,309 | 49 | 4% | 1,358 |
| MINUTECLINIC LLC #6007 | | 1,169 | 188 | 14% | 1,357 |
| BAPTIST HEALTH SOUTH FLORIDA - KEY BISCANE URGENT CARE EXPRESS | | 1,189 | 164 | 12% | 1,353 |
| MEDEXPRESS URGENT CARE - JAX ATLANTIC BLVD | | 1,149 | 195 | 15% | 1,344 |
| PROJECT HEALTH, INC SUMTERVILLE | 5 | 1,089 | 234 | 18% | 1,328 |
| TEMPUS CLINICAL LABORATORY | 10 | 1,165 | 146 | 11% | 1,321 |
| MINUTECLINIC LLC #3236 | | 1,129 | 189 | 14% | 1,318 |
| FLORIDA DEPARTMENT OF HEALTH IN POLK COUNTY | 2 | 1,016 | 298 | 23% | 1,316 |
| MINUTECLINIC, LLC #3245 | | 1,049 | 266 | 20% | 1,315 |
| EXACT SCIENCES LABORATORIES, LLC | | 1,152 | 163 | 12% | 1,315 |
| BAPTIST HEALTHCARE - JAY HOSPITAL | 1 | 955 | 358 | 27% | 1,314 |
| UNIVERSITY OF ALABAMA AT BIRMINGHAM | | 1,271 | 36 | 3% | 1,307 |
| GENOME LLC | 2 | 1,200 | 100 | 8% | 1,302 |
| MINUTECLINIC, LLC # 4469 | | 1,103 | 199 | 15% | 1,302 |
| AMELIA EXPRESS CARE | | 710 | 591 | 45% | 1,301 |
| PEDIATRIC HEALTH CARE ALLIANCE - NORTHDAL | | 1,182 | 113 | 9% | 1,295 |
| TREASURE COAST MEDICAL ASSOCIATES INC | | 747 | 541 | 42% | 1,288 |
| PARAMOUNT URGENT CARE VILLAGES | | 912 | 373 | 29% | 1,285 |
| SMA LAB | 9 | 1,122 | 144 | 11% | 1,275 |
| FIU-HEALTH AUXILIARY LABORATORY | 6 | 1,183 | 84 | 7% | 1,273 |
| UHEALTH CLINIC AT WALGREENS | | 1,020 | 248 | 20% | 1,268 |
| NYU HOSPITALS CENTER CLINICAL LABORATORIES | | 1,221 | 41 | 3% | 1,262 |

COVID-19: testing by laboratory

Data through Feb 24, 2021 verified as of Feb 25, 2021 at 09:25 AM

Data in this report are provisional and subject to change.

The numbers in the table below represent the number of Florida and non-Florida residents for whom test results were received by the Department of Health. A person can be tested by more than one laboratory and can have both positive and negative results. **Therefore, the sum of the numbers in each column will be larger than the total number of people tested.**

| Reporting lab | Inconclusive | Negative | Positive | Percent positive | Total |
|--|--------------|----------|----------|------------------|-------|
| TOM LEE COMMUNITY HEALTH CENTER | | 814 | 413 | 34% | 1,227 |
| MINUTECLINIC LLC #1815 | | 1,061 | 164 | 13% | 1,225 |
| ADVANCED MEDICAL OF NAPLES LLC | | 1,082 | 142 | 12% | 1,224 |
| VAVA PARTNERS LLC | | 440 | 782 | 64% | 1,222 |
| CLINICORE | | 1,124 | 91 | 7% | 1,215 |
| HOLIDAY CVS LLC DBA CVSPHARMACY #5155 | | 1,157 | 53 | 4% | 1,210 |
| ACCESS MEDICAL LABS | | 746 | 448 | 38% | 1,194 |
| PREMIER MEDICAL | 1 | 1,097 | 94 | 8% | 1,192 |
| OPTUMCARE FLORIDA LLC | | 944 | 242 | 20% | 1,186 |
| MINUTECLINIC LLC #5157 | | 1,011 | 174 | 15% | 1,185 |
| XPRESS URGENT CARE | 4 | 992 | 179 | 15% | 1,175 |
| CAREMED CLINIC LLC | 1 | 912 | 260 | 22% | 1,173 |
| ST ANNES NURSING CENTER | | 1,131 | 25 | 2% | 1,156 |
| FIRST QUALITY LABORATORY | | 1,074 | 75 | 7% | 1,149 |
| MEDIPATH LLC | | 870 | 274 | 24% | 1,144 |
| EPN URGENT CARE NAPLES | 2 | 773 | 359 | 32% | 1,134 |
| SOLARIS HEALTHCARE PALATKA | | 1,031 | 102 | 9% | 1,133 |
| CAPSTONE HEALTHCARE | | 802 | 329 | 29% | 1,131 |
| NORTH FLORIDA PEDIATRICS-TALLAHASSEE | 1 | 1,031 | 98 | 9% | 1,130 |
| STAGEZERO LIFE SCIENCES INC | 3 | 1,028 | 99 | 9% | 1,130 |
| VERITAS GENETICS | 61 | 942 | 119 | 11% | 1,122 |
| VRL EUROFINs | | 1,085 | 35 | 3% | 1,120 |
| PROHEALTH MEDICAL CLINIC | | 506 | 602 | 54% | 1,108 |
| LAB24 INC | 3 | 437 | 667 | 60% | 1,107 |
| ADVANCED DIAGNOSTIC LABORATORY | | 1,060 | 47 | 4% | 1,107 |
| MINUTECLINIC LLC #214 | | 946 | 154 | 14% | 1,100 |
| ER QUICKCARE PL | | 933 | 163 | 15% | 1,096 |
| XYZ LABORATORY | 8 | 942 | 146 | 13% | 1,096 |
| PARAMOUNT URGENT CARE - CLERMONT | | 686 | 410 | 37% | 1,096 |
| PALM BAY HOSPITAL CLINICAL LABORATORY | | 757 | 336 | 31% | 1,093 |
| READY RESPONDERS FLORIDA, PLLC | | 943 | 149 | 14% | 1,092 |
| PATIENTS FIRST LAKE ELLA MEDICAL CENTER | | 957 | 134 | 12% | 1,091 |
| PROFESSIONAL HEALTH EXAMINERS DBA PROHEALTH | 1 | 878 | 204 | 19% | 1,083 |
| COASTAL PEDIATRIC GROUP | | 936 | 146 | 13% | 1,082 |
| LAKELAND REGIONAL HEALTH PABLO | | 926 | 154 | 14% | 1,080 |
| STEWART REFERENCE LABORATORY | 1 | 595 | 475 | 44% | 1,071 |
| PALM HARBOR PHARMACY | | 926 | 145 | 14% | 1,071 |
| EUROFINs NTD, LLC | | 1,022 | 44 | 4% | 1,066 |
| NAPLES URGENT CARE | 1 | 672 | 387 | 37% | 1,060 |
| RAINBOW RIVER MEDICAL LABORATORY | | 977 | 83 | 8% | 1,060 |
| HENDRY REGIONAL MEDICAL CENTER CLINICAL LABORATORY | | 806 | 248 | 24% | 1,054 |
| MIAMI JEWISH HEALTH SYSTEMS | | 950 | 56 | 6% | 1,006 |
| FLAGLER HOSPITAL LABORATORY | 8 | 36 | 957 | 96% | 1,001 |
| ADDICTION LABS OF AMERICA | 3 | 925 | 73 | 7% | 1,001 |
| VERITOR | | 850 | 151 | 15% | 1,001 |
| NORTH FLORIDA PEDIATRICS - LAKE CITY | | 795 | 205 | 21% | 1,000 |
| PRIMARY CARE OF THE TREASURE COAST | | 866 | 130 | 13% | 996 |

COVID-19: testing by laboratory

Data through Feb 24, 2021 verified as of Feb 25, 2021 at 09:25 AM

Data in this report are provisional and subject to change.

The numbers in the table below represent the number of Florida and non-Florida residents for whom test results were received by the Department of Health. A person can be tested by more than one laboratory and can have both positive and negative results. **Therefore, the sum of the numbers in each column will be larger than the total number of people tested.**

| Reporting lab | Inconclusive | Negative | Positive | Percent positive | Total |
|--|--------------|----------|----------|------------------|-------|
| LAKELAND REGIONAL HEALTH - PWC/OB | | 36 | 954 | 96% | 990 |
| MEDICAL CONSULTANTS OF FLORIDA, LLC | 1 | 826 | 161 | 16% | 988 |
| ARCPPOINT LABS OF CORAL SPRINGS FL | | 888 | 99 | 10% | 987 |
| GENEIQ | | 934 | 52 | 5% | 986 |
| MINUTECLINIC LLC #8927 | | 825 | 159 | 16% | 984 |
| LENCO MEDICAL LABORATORY | | 914 | 46 | 5% | 960 |
| BROWNWOOD CARE CENTER | | 834 | 123 | 13% | 957 |
| APALACHEE CORRECTIONAL INSTITUTION EAST UNIT | | 935 | 22 | 2% | 957 |
| PROFESSIONAL HEALTH EXAMINERS | | 815 | 141 | 15% | 956 |
| CAREFAST MURABELLA | | 501 | 453 | 47% | 954 |
| SUNRISE URGENT CARE ASSOCIATES LLC D/B/A | 6 | 569 | 361 | 39% | 936 |
| PROJECT HEALTH INC | 4 | 777 | 149 | 16% | 930 |
| MINUTECLINIC LLC #5187 | | 809 | 120 | 13% | 929 |
| VRL EUROFINs - DALLAS | | 913 | 13 | 1% | 926 |
| STEWART ROCKLEDGE HOSPITAL | | 733 | 192 | 21% | 925 |
| GENE TOX WORLDWIDE | 60 | 736 | 125 | 14% | 921 |
| HISTOPATHOLOGY SERVICES, LLC | | 812 | 104 | 11% | 916 |
| ST PETERSBURG PEDIATRICS | 1 | 814 | 94 | 10% | 909 |
| MINUTECLINIC, LLC DBA MINUTECLINIC #4717 | | 869 | 38 | 4% | 907 |
| MINUTECLNIC LLC | | 797 | 108 | 12% | 905 |
| MYTEST DIAGNOSTICS | | 841 | 62 | 7% | 903 |
| FAST TRACK URGENT CARE CENTER | | 4 | 895 | 100% | 899 |
| INTEGRITY LABORATORIES, LLC | 2 | 729 | 161 | 18% | 892 |
| THE HEALTH CENTER OF PLANT CITY | | 814 | 70 | 8% | 884 |
| ADVENTHEALTH CENTRA CARE TRINITY | | 766 | 118 | 13% | 884 |
| TACACHALE CLINICAL LABORATORY | 1 | 830 | 47 | 5% | 878 |
| LPG COCONUT POINT | | 723 | 155 | 18% | 878 |
| USF MORSANI CENTER FOR ADVANCED HEALTH CARE | | 764 | 104 | 12% | 868 |
| TYNDALL AIR FORCE BASE | | 672 | 196 | 23% | 868 |
| NORTH FLORIDA PEDIATRICS PA - SUWANNEE | 3 | 739 | 120 | 14% | 862 |
| CARENOW URGENT CARE – FORT PIERCE | | 576 | 277 | 32% | 853 |
| UNIVERSITY OF WEST FLORIDA STUDENT HEALTH SERVICES | 1 | 728 | 121 | 14% | 850 |
| PHAROS HEALTH | | 638 | 211 | 25% | 849 |
| CVS HEALTH | | 602 | 243 | 29% | 845 |
| ABSOLUTE GENOMICS | 1 | 683 | 159 | 19% | 843 |
| C.W. BILL YOUNG VA MEDICAL CENTER | 1 | 21 | 818 | 97% | 840 |
| LEE COUNTY EMERGENCY MEDICAL SERVICE | 1 | 724 | 111 | 13% | 836 |
| PRIMARY CARE SOUTH INC | | 472 | 360 | 43% | 832 |
| COVANCE CLINICAL RESEARCH UNIT INC | | 809 | 23 | 3% | 832 |
| INTERLACHEN PEDIATRICS | | 797 | 32 | 4% | 829 |
| CATALYST WALK IN CLINIC | | 655 | 169 | 21% | 824 |
| PEDIATRICS OF CENTRAL FLORIDA PA | 20 | 755 | 43 | 5% | 818 |
| FLORIDA HOSPITAL ORLANDO | | 743 | 74 | 9% | 817 |
| BAPTIST HEALTH - MD ANDERSON CANCER CENTER | | 812 | 5 | 1% | 817 |
| FISHERMENS HOSPITAL CLINICAL LAB | | 743 | 74 | 9% | 817 |
| GROWING TOGETHER PEDIATRICS LLC | | 759 | 54 | 7% | 813 |
| MOLECULAR TESTING LABS | | 758 | 53 | 7% | 811 |

COVID-19: testing by laboratory

Data through Feb 24, 2021 verified as of Feb 25, 2021 at 09:25 AM

Data in this report are provisional and subject to change.

The numbers in the table below represent the number of Florida and non-Florida residents for whom test results were received by the Department of Health. A person can be tested by more than one laboratory and can have both positive and negative results. **Therefore, the sum of the numbers in each column will be larger than the total number of people tested.**

| Reporting lab | Inconclusive | Negative | Positive | Percent positive | Total |
|---|--------------|----------|----------|------------------|-------|
| ASCENSION ST VINCENT'S - CLAY | | 775 | 35 | 4% | 810 |
| DEPARTMENT OF CLINICAL LABS | | 793 | 17 | 2% | 810 |
| ASAP LABS LLC | 7 | 653 | 138 | 17% | 798 |
| NITE LITE PEDIATRICS | | 234 | 563 | 71% | 797 |
| CREEKSIDE CARE CENTER | 1 | 668 | 128 | 16% | 797 |
| INTERLACHEN PEDIATRICS PA | | 759 | 36 | 5% | 795 |
| NORTH FLORIDA PEDIATRICS PA | 2 | 679 | 111 | 14% | 792 |
| Point of Care Testing | 1 | 116 | 670 | 85% | 787 |
| DYNIX DIAGNOSTICS | 2 | 525 | 255 | 33% | 782 |
| COASTAL PHYSICIANS, LLC | | 628 | 153 | 20% | 781 |
| CONSULATE HEALTH CARE OF NEW PORT RICHEY | 2 | 645 | 123 | 16% | 770 |
| CAPE CANAVERAL HOSPITAL | | 516 | 248 | 32% | 764 |
| MACDILL AIR FORCE BASE | | 712 | 51 | 7% | 763 |
| NONE | | 308 | 454 | 60% | 762 |
| EAST LAKE PEDIATRICS | | 656 | 102 | 13% | 758 |
| BIO-TECH CLINICAL LABORATORIES INC | | 651 | 107 | 14% | 758 |
| NORTH OKALOOSA MEDICAL CENTER | | 439 | 318 | 42% | 757 |
| NORTH SHORE LIJ URGENT CARE PC | | 711 | 44 | 6% | 755 |
| QUICK CARE MED | | 554 | 199 | 26% | 753 |
| REDI MED LLC | | 600 | 152 | 20% | 752 |
| VITAS HEALTHCARE CORPORATION OF FLA | 1 | 745 | 4 | 1% | 750 |
| NORTHEAST FLORIDA NEUROLOGY CLINICS, INC | | 634 | 113 | 15% | 747 |
| Tampa Lakes Health and Rehabilitation Center | 2 | 666 | 70 | 9% | 738 |
| MIDWAY SPECIATLY CARE CENTER | | 517 | 220 | 30% | 737 |
| WOODLANDS MEDICAL SPECIALISTS | | 486 | 251 | 34% | 737 |
| PENSACOLA PEDIATRICS | 2 | 510 | 224 | 30% | 736 |
| HALIFAX MEDICAL CENTER-PORT ORANGE LAB | | 629 | 107 | 15% | 736 |
| SANTA ROSA MEDICAL GROUP | | 575 | 160 | 22% | 735 |
| SPECTOR SCIENTIFIC LAB | 1 | 263 | 471 | 64% | 735 |
| ADVENT HEALTH LAB - ORLANDO | | 433 | 294 | 40% | 727 |
| FAMILY HEALTH CENTERS OF SWF LABS | 2 | 639 | 84 | 12% | 725 |
| CRUCIAL CARE EMERGENCY MEDICINE DOCTORS | | 570 | 154 | 21% | 724 |
| ADVENTHEALTH EXPRESS CARE AT WALGREENS | | 631 | 89 | 12% | 720 |
| PRIMARY CARE SERVICES AT INDIAN RIVER ESTATES | | 698 | 21 | 3% | 719 |
| ANY LAB TEST NOW | 1 | 477 | 239 | 33% | 717 |
| DISNEY COVID TEST SITE | | 703 | 11 | 2% | 714 |
| CHILDRENS MEDICAL ASSOCIATION | | 647 | 66 | 9% | 713 |
| NCHMD, INC SOUTHEAST IMMEDIATE CARE | | 549 | 162 | 23% | 711 |
| KENDALL HEALTHCARE PROPERTIES DBA | 2 | 678 | 27 | 4% | 707 |
| JACKSONVILLE BEACH PEDIATRIC CARE CENTER□ | | 646 | 60 | 8% | 706 |
| NORTH VISTA HOSPITAL LABORATORY | | 595 | 108 | 15% | 703 |
| CARE ONE OF FLORIDA LLC | | 469 | 233 | 33% | 702 |
| ORLANDO HEALTH AND REHAB CENTER | | 654 | 43 | 6% | 697 |
| DOCTOR'S MEMORIAL HOSPITAL | | 534 | 162 | 23% | 696 |
| Victoria Nursing and Rehabilitation Center | | 647 | 49 | 7% | 696 |
| CLINICAL PATHOLOGY LABS INC | | 626 | 69 | 10% | 695 |
| LOOP PEDIATRICS PA | 3 | 577 | 112 | 16% | 692 |

COVID-19: testing by laboratory

Data through Feb 24, 2021 verified as of Feb 25, 2021 at 09:25 AM

Data in this report are provisional and subject to change.

The numbers in the table below represent the number of Florida and non-Florida residents for whom test results were received by the Department of Health. A person can be tested by more than one laboratory and can have both positive and negative results. **Therefore, the sum of the numbers in each column will be larger than the total number of people tested.**

| Reporting lab | Inconclusive | Negative | Positive | Percent positive | Total |
|--|--------------|----------|----------|------------------|-------|
| PALM GARDEN OF PORT SAINT LUCIE | | 681 | 9 | 1% | 690 |
| PREMIER MEDICAL LABORATORY SERVICES | 2 | 463 | 225 | 33% | 690 |
| PALACE NURSING HOME & REHAB CENTER | | 650 | 36 | 5% | 686 |
| WILLOWBROOKE COURT AT EDGEWATER POINTE ESTATES | | 674 | 9 | 1% | 683 |
| PRIMARY CARE SERVICES AT ST ANDREWS ESTATES | | 682 | | | 682 |
| LIFE CARE CENTER OF NEW PORT RICHEY | | 648 | 33 | 5% | 681 |
| MINI ER ADULT AND PEDIATRIC URGENT CARE | | 574 | 98 | 15% | 672 |
| NCH HEALTHCARE SYSTEM MICROBIOLOGY LAB | | 2 | 670 | 100% | 672 |
| SOLARIS HEALTHCARE CHARLOTTE HARBOR | | 621 | 48 | 7% | 669 |
| VENICE REGIONAL MEDICAL CENTER | | 574 | 93 | 14% | 667 |
| CALHOUN LIBERTY HOSPITAL | | 514 | 152 | 23% | 666 |
| MEDICAL FP – WHOLE FAMILY HEALTH CENTER | | 541 | 120 | 18% | 661 |
| TREE HOUSE PEDIATRICS PLLC | | 591 | 66 | 10% | 657 |
| POINT OF CARE TESTING SITE | | 630 | 24 | 4% | 654 |
| 24 HOUR PEDIATIC CARE CENTER | 1 | 604 | 47 | 7% | 652 |
| GRAND COURT TAMPA | | 645 | 4 | 1% | 649 |
| MAVERICK LABS | | 459 | 188 | 29% | 647 |
| Crestview Rehabilitation Center | 5 | 513 | 126 | 20% | 644 |
| AMERICAN MEDICAL RESPONSE | | 636 | 6 | 1% | 642 |
| MANOR PINES CONVALESCENT CENTER LLC | 1 | 616 | 21 | 3% | 638 |
| GULF COAST MOLECULAR LABORATORIES | 12 | 521 | 102 | 16% | 635 |
| ADVENTHEALTH MEDICAL GROUP PROMPT CARE | | 454 | 180 | 28% | 634 |
| AMERICAN SCIENTIFIC LABORATORIES LLC | | 628 | 5 | 1% | 633 |
| GULF COAST VILLAGE | | 603 | 30 | 5% | 633 |
| ETHOS WELLNESS PHARMACY | | 591 | 42 | 7% | 633 |
| TELESCOPE HEALTH LLC | 3 | 521 | 108 | 17% | 632 |
| POINT WASHINGTON MEDICAL CLINIC | 1 | 432 | 196 | 31% | 629 |
| CENTRAL FLORIDA HEALTH CARE INC | | 524 | 105 | 17% | 629 |
| FLAGLER COUNTY HEALTH DEPARTMENT | 3 | 488 | 136 | 22% | 627 |
| GOLDEN GATE FAMILY CLINIC | | 192 | 435 | 69% | 627 |
| MOUNT SINAI LABORATORY | | 597 | 29 | 5% | 626 |
| LIFE CARE CENTER OF PENSACOLA | | 576 | 49 | 8% | 625 |
| ST JOHN'S NURSING CENTER | | 603 | 21 | 3% | 624 |
| JOHN KNOX VILLAGE HEALTH CENTER | | 605 | 19 | 3% | 624 |
| LIFE CARE CENTER OF ORANGE PARK | | 591 | 30 | 5% | 621 |
| EAST LAKE PEDIATRICS PA | | 564 | 55 | 9% | 619 |
| MAIN STREET MEDICAL CENTER | | 128 | 487 | 79% | 615 |
| NORTH FLORIDA MEDICAL GROUP | | 477 | 137 | 22% | 614 |
| BOND AND STEELE CLINIC PA | | 428 | 184 | 30% | 612 |
| HOLY CROSS HOSPITAL | | 12 | 598 | 98% | 610 |
| PALM GARDEN OF VERO BEACH | | 570 | 39 | 6% | 609 |
| VETERANS AFFAIRS MEDICAL CENTER | 1 | 40 | 567 | 93% | 608 |
| FLORIDA GULF COAST UNIVERSITY | | 429 | 179 | 29% | 608 |
| VITRO MOLECULAR LABORATORIES | 24 | 545 | 39 | 6% | 608 |
| MID-FLORIDA PATHOLOGY | | 462 | 146 | 24% | 608 |
| VIERA HOSPITAL, INC | | 470 | 132 | 22% | 602 |
| PATIENTS FIRST - MAHAN DRIVE | | 164 | 435 | 73% | 599 |

COVID-19: testing by laboratory

Data through Feb 24, 2021 verified as of Feb 25, 2021 at 09:25 AM

Data in this report are provisional and subject to change.

The numbers in the table below represent the number of Florida and non-Florida residents for whom test results were received by the Department of Health. A person can be tested by more than one laboratory and can have both positive and negative results. **Therefore, the sum of the numbers in each column will be larger than the total number of people tested.**

| Reporting lab | Inconclusive | Negative | Positive | Percent positive | Total |
|---|--------------|----------|----------|------------------|-------|
| HOLMES REGIONAL MEDICAL CENTER | | 5 | 593 | 99% | 598 |
| THE PRESERVE | | 588 | 9 | 2% | 597 |
| GOLDEN GLADES NURSING & REHABILITATION CTR | | 581 | 15 | 3% | 596 |
| VETERANS AFFAIRS MEDICAL CENTER - JAMES A HALEY | | | 595 | 100% | 595 |
| SEBASTIAN RIVER MEDICAL CENTER | 2 | 429 | 161 | 27% | 592 |
| BROOKDALE FORT MYERS CYPRESS LAKE | | 590 | 2 | 0% | 592 |
| PHYSICIANS STAT LAB INC | | 516 | 75 | 13% | 591 |
| CLEWISTON NURSING AND REHABILITATION CENTER | | 575 | 12 | 2% | 587 |
| LAB DOCTOR | | 511 | 74 | 13% | 585 |
| SPRING HILL HEALTH AND REHABILITATION CENTER | | 560 | 24 | 4% | 584 |
| FORT MYERS INTERNAL MEDICINE, LLC | | 524 | 59 | 10% | 583 |
| LIFE CARE CENTER OF HILLIARD | | 557 | 22 | 4% | 579 |
| MEDICAL VB | | 451 | 121 | 21% | 572 |
| TENNESSEE DOH - NASHVILLE | 2 | 504 | 66 | 12% | 572 |
| VITAS HEALTHCARE CORP OF CENTRAL FL | | 548 | 23 | 4% | 571 |
| CONSULATE HEALTHCARE OF VERO BEACH | 14 | 477 | 79 | 14% | 570 |
| BROAD INSTITUTE CLINICAL SEQUENCING RESEARCH PLATFORM | 1 | 543 | 26 | 5% | 570 |
| ORANGE BLOSSOM FAMILY HEALTH | | 542 | 27 | 5% | 569 |
| HMA SANTA ROSA MEDICAL CENTER LLC DBA | | 446 | 122 | 21% | 568 |
| MOORINGS PARK INSTITUTE, INC, THE | | 542 | 25 | 4% | 567 |
| EDEN SPRINGS NURSING AND REHAB CENTER | | 454 | 110 | 20% | 564 |
| PEBBLEBROOK PHARMACY | | 460 | 103 | 18% | 563 |
| THERADOC | | 152 | 410 | 73% | 562 |
| CITY MEDICAL OF NEW JERSEY, PC | | 516 | 46 | 8% | 562 |
| BOCA GRANDE HEALTH CLINIC | | 537 | 25 | 4% | 562 |
| PEDIATRIC HEALTHCARE ALLIANCE PA | | 514 | 47 | 8% | 561 |
| MANOR CARE HEALTH SERVICES - FT MYERS | | 534 | 24 | 4% | 558 |
| SHORELINE PHYSICIAN GROUP | | 342 | 216 | 39% | 558 |
| AFC URGENT CARE CLEARWATER | 1 | 123 | 433 | 78% | 557 |
| J AND G MEDICAL GROUP LLC | | 462 | 95 | 17% | 557 |
| EXPRESS PHARMACY | | 515 | 41 | 7% | 556 |
| ECCOLAB GROUP | 1 | 146 | 408 | 74% | 555 |
| SOUTHEAST ALABAMA MEDICAL CENT | | 505 | 49 | 9% | 554 |
| CYPRESS VILLAGE | 1 | 526 | 24 | 4% | 551 |
| NEMOURS CHILDERN'S HOSPITAL | | 453 | 98 | 18% | 551 |
| NSPIRE HEALTHCARE MIAMI LAKES | 7 | 529 | 14 | 3% | 550 |
| The Sands at South Beach | | 545 | 4 | 1% | 549 |
| VITAE DIAGNOSTICS | | 534 | 13 | 2% | 547 |
| MANOR CARE NURSING CENTER OF SARASOTA FL LLC | | 459 | 87 | 16% | 546 |
| COASTAL URGENT CARE | | 428 | 116 | 21% | 544 |
| Signature HealthCare Center of Waterford | | 515 | 29 | 5% | 544 |
| DOCTORS CENTER,THE | | 432 | 111 | 20% | 543 |
| EMERALD SHORES HEALTH AND REHABILITATION | | 444 | 97 | 18% | 541 |
| NCF DIAGNOSTICS & DNA TECHNOLOGIES | 15 | 208 | 318 | 59% | 541 |
| MAYFLOWER ASSISTED LIVING | | 535 | 6 | 1% | 541 |
| EXPRESS URGENT CARE LLC | | 1 | 535 | 100% | 536 |
| VETERANS AFFAIRS MEDICAL CENTER - BAY PINES | | 18 | 517 | 97% | 535 |

COVID-19: testing by laboratory

Data through Feb 24, 2021 verified as of Feb 25, 2021 at 09:25 AM

Data in this report are provisional and subject to change.

The numbers in the table below represent the number of Florida and non-Florida residents for whom test results were received by the Department of Health. A person can be tested by more than one laboratory and can have both positive and negative results. **Therefore, the sum of the numbers in each column will be larger than the total number of people tested.**

| Reporting lab | Inconclusive | Negative | Positive | Percent positive | Total |
|--|--------------|----------|----------|------------------|-------|
| AMERICAN FAMILY CARE PENSACOLA WEST | | 1 | 533 | 100% | 534 |
| BALDOMERO LOPEZ STATE VETERANS NURSING HOME | 2 | 528 | 4 | 1% | 534 |
| CLARITY LABS | | 464 | 70 | 13% | 534 |
| WILLOW BROOKE COURT AT INDIAN RIVER ESTATES | | 489 | 44 | 8% | 533 |
| PEDIATRIC HEALTHCARE ALLIANCE | | 501 | 31 | 6% | 532 |
| CONTINENTAL CLINICAL RESEARCH, LLC | | 500 | 32 | 6% | 532 |
| MEDICAL CENTER CLINIC-IMMEDIATE CARE | 1 | 423 | 104 | 20% | 528 |
| MED FAST URGENT CARE CENTER | | 260 | 268 | 51% | 528 |
| DIAMOND RIDGE HEALTH AND REHABILITATION | | 496 | 31 | 6% | 527 |
| DAVITA LABORATORY | | 426 | 100 | 19% | 526 |
| Plantation Bay Rehabilitation Center | | 502 | 23 | 4% | 525 |
| DOH – INDIAN RIVER | | 450 | 75 | 14% | 525 |
| NCH HEALTHCARE BONITA | | 397 | 127 | 24% | 524 |
| PALM GARDEN OF TAMPA | | 494 | 29 | 6% | 523 |
| VILLA MARIA NURSING & REHAB CENTER INC | 1 | 507 | 11 | 2% | 519 |
| BUFFALO CROSSING HEALTHCARE & REHABILITATION CTR | | 502 | 15 | 3% | 517 |
| Fernandina Beach Rehabilitation and Nursing Center | 1 | 496 | 18 | 3% | 515 |
| MEDONE URGENT CARE AT ST. AUGUSTINE | | 133 | 379 | 74% | 512 |
| BALDWIN PEDIATRICS | 1 | 482 | 28 | 5% | 511 |
| MEDFAST URGENT CARE CENTERS | | 230 | 280 | 55% | 510 |
| CLIFFORD CHESTER SIMS STATE VETERANS | | 497 | 11 | 2% | 508 |
| JACKSON MEMORIAL PERDUE MEDICAL CENTER | | 475 | 24 | 5% | 499 |
| MEDICAL CENTER OF DELTONA, INC | | 409 | 89 | 18% | 498 |
| CLINICAL PATHOLOGY LABS | | 386 | 111 | 22% | 497 |
| AMERICA'S PHARMACY LLC | | 439 | 56 | 11% | 495 |
| SABAL PALMS HEALTH AND REHAB | | 445 | 50 | 10% | 495 |
| VETERANS AFFAIRS MEDICAL CENTER - GAINESVILLE | | 3 | 492 | 99% | 495 |
| JACKSON MEMORIAL LONG TERM CARE CENTER | | 472 | 22 | 4% | 494 |
| ENZO CLINICAL LABS INC | 3 | 466 | 24 | 5% | 493 |
| SOLARIS HEALTHCARE LAKE CITY | | 395 | 98 | 20% | 493 |
| PALMETTO FAMILY HEALTHCARE | 1 | 312 | 180 | 37% | 493 |
| NEW YORK HOSPITAL LABORATORIES | 1 | 479 | 12 | 2% | 492 |
| HARBOUR HEALTH CENTER | | 478 | 14 | 3% | 492 |
| MEMORIAL PEMBROKE 24/7 CARE CENTER | | 373 | 119 | 24% | 492 |
| FLORIDA DEPARTMENT OF HEALTH IN CALHOUN COUNTY | | 369 | 123 | 25% | 492 |
| HEALTH CENTER AT BRENTWOOD | 1 | 447 | 44 | 9% | 492 |
| CHILDRENS MEDICAL ASSOCIATION PA | | 433 | 56 | 11% | 489 |
| VALENCIA HILLS HEALTH AND REHABILITATION CENTER | | 475 | 13 | 3% | 488 |
| Southern Oaks Care Center | 1 | 450 | 37 | 8% | 488 |
| ST CLOUD REGIONAL MEDICAL CENTER CLINICAL LAB | | 394 | 92 | 19% | 486 |
| HEARTLAND PEDIATRICS OF LAKE WALES | | 435 | 51 | 10% | 486 |
| BAPTIST PRIMARY CARE | 2 | 385 | 99 | 20% | 486 |
| WATSON THERAPEUTICS INC | | 469 | 17 | 3% | 486 |
| SUSANNA WESLEY HEALTH CENTER | | 446 | 36 | 7% | 482 |
| NORTH FLORIDA RETIREMENT VILLAGE | | 479 | 2 | 0% | 481 |
| THE PALACE AT HOMESTEAD | 1 | 460 | 19 | 4% | 480 |
| RIVER GARDEN HEBREW HOME FOR THE AGED | | 425 | 54 | 11% | 479 |

COVID-19: testing by laboratory

Data through Feb 24, 2021 verified as of Feb 25, 2021 at 09:25 AM

Data in this report are provisional and subject to change.

The numbers in the table below represent the number of Florida and non-Florida residents for whom test results were received by the Department of Health. A person can be tested by more than one laboratory and can have both positive and negative results. **Therefore, the sum of the numbers in each column will be larger than the total number of people tested.**

| Reporting lab | Inconclusive | Negative | Positive | Percent positive | Total |
|--|--------------|----------|----------|------------------|-------|
| FOUNTAIN MANOR HEALTH AND REHAB CENTER | 1 | 459 | 18 | 4% | 478 |
| HILLCREST HEALTH CARE & REHABILITATION CENTER | 2 | 463 | 13 | 3% | 478 |
| PALM GARDEN OF JACKSONVILLE☐ | 2 | 395 | 80 | 17% | 477 |
| ARCPOINTS LABS | | 412 | 65 | 14% | 477 |
| HEALTH CENTRAL CLINICAL LABORATORY | | 441 | 35 | 7% | 476 |
| FLORIDA DEPARTMENT OF HEALTH CLAY COUNTY | 1 | 379 | 96 | 20% | 476 |
| LAUDERDALE NURSING CENTER LLC | 1 | 455 | 19 | 4% | 475 |
| FAMILY HEALTH CENTERS OF SOUTHWEST FLORIDA INC | | 406 | 68 | 14% | 474 |
| HARTS HARBOR HEALTH CARE CENTER | | 452 | 21 | 4% | 473 |
| SANDBAY URGENT CARE | | 380 | 92 | 19% | 472 |
| Good Samaritan Society Kissimmee Village | | 405 | 65 | 14% | 470 |
| RICARDO NAVARRO DO PA | | 398 | 70 | 15% | 468 |
| MANOR OAKS NURSING & REHAB CENTER | 4 | 462 | 2 | 0% | 468 |
| NAVAL HOSPITAL - JACKSONVILLE | | 136 | 331 | 71% | 467 |
| FLO-MEDILAB SERVICES LLC | | 188 | 279 | 60% | 467 |
| WEST GABLES HEALTH CARE CENTER | | 457 | 10 | 2% | 467 |
| The Manor at Blue Water Bay | | 406 | 60 | 13% | 466 |
| SHORE ACRES CARE CENTER | | 429 | 35 | 8% | 464 |
| Quest Diag Unspecifd | 1 | 314 | 148 | 32% | 463 |
| BROOKDALE PALMER RANCH | 1 | 404 | 57 | 12% | 462 |
| PARKLANDS FACILITY INC | 4 | 414 | 42 | 9% | 460 |
| PIONEER CLINICAL LAB LLC | | 379 | 81 | 18% | 460 |
| PHYSICIANS PRIMARY CARE LAB | 1 | 396 | 63 | 14% | 460 |
| MANOR AT CARPENTERS | | 428 | 27 | 6% | 455 |
| ENCOMPASS HEALTH | | 442 | 13 | 3% | 455 |
| CLARIDGE HOUSE NURSING CENTER | | 437 | 17 | 4% | 454 |
| HERON POINTE HEALTH AND REHABILITATION | 1 | 450 | 3 | 1% | 454 |
| CITRUS NURSING CENTER LLC | | 408 | 45 | 10% | 453 |
| MICHAEL A MIDDLETON MD PA☐ | | 435 | 17 | 4% | 452 |
| VA PAIN CLINIC | 3 | 425 | 24 | 5% | 452 |
| HOPE HOSPICE AND COMMUNITY SERVICES INC | 14 | 421 | 16 | 4% | 451 |
| DXTERITY DIAGNOSTICS | 2 | 423 | 26 | 6% | 451 |
| Williston Care Center | | 392 | 57 | 13% | 449 |
| FIRST CHOICE PEDIATRICS | | 361 | 88 | 20% | 449 |
| ORLANDO HEALTH CENTER FOR REHABILITATION | | 434 | 13 | 3% | 447 |
| DIAMOND RIDGE HEALTH AND REHABILITATION CENTER | | 422 | 22 | 5% | 444 |
| BENTON PEDIATRICS INC | | 397 | 47 | 11% | 444 |
| LIFE CARE CENTER OF PALM BAY☐ | | 417 | 27 | 6% | 444 |
| BROWARD PARTNERSHIP | 6 | 430 | 8 | 2% | 444 |
| FLORIDA HOSPITAL WAUCHULA | | 311 | 132 | 30% | 443 |
| CHILDRENS CLINIC WEST FLORIDA PEDIATRICS | | 405 | 38 | 9% | 443 |
| AFC URGENT CARE FAMILY CARE | | | 443 | 100% | 443 |
| Q ANSWER LAB | 1 | 385 | 56 | 13% | 442 |
| NORTH FLORIDA REHABILITATION & SPECIALTY CARE☐ | | 436 | 6 | 1% | 442 |
| EMERITUS AT NAPLES | 2 | 438 | 1 | 0% | 441 |
| ELLENTON PEDIATRICS | | 423 | 18 | 4% | 441 |
| LITTLE PINE PEDIATRICS PLLC | 2 | 383 | 55 | 13% | 440 |

COVID-19: testing by laboratory

Data through Feb 24, 2021 verified as of Feb 25, 2021 at 09:25 AM

Data in this report are provisional and subject to change.

The numbers in the table below represent the number of Florida and non-Florida residents for whom test results were received by the Department of Health. A person can be tested by more than one laboratory and can have both positive and negative results. **Therefore, the sum of the numbers in each column will be larger than the total number of people tested.**

| Reporting lab | Inconclusive | Negative | Positive | Percent positive | Total |
|--|--------------|----------|----------|------------------|-------|
| SMA SPECIALTY MEDICAL LAB | | 119 | 321 | 73% | 440 |
| PALM GARDEN OF CLEARWATER | | 422 | 18 | 4% | 440 |
| Solaris HealthCare Windermere | | 407 | 32 | 7% | 439 |
| SUWANNEE HEALTH AND REHABILITATION CENTER | | 433 | 5 | 1% | 438 |
| DBI HEALTH INC | | 421 | 15 | 3% | 436 |
| RAINBOW PEDIATRIC CENTER PA | | 406 | 30 | 7% | 436 |
| NEW PLANT CITY FAMILY CARE | 1 | 232 | 203 | 47% | 436 |
| CARE ONE OF FLORIDA | 1 | 292 | 142 | 33% | 435 |
| AVECINA MEDICAL JULINGTON | 1 | 240 | 189 | 44% | 430 |
| CARITHERS PEDIATRIC GROUP | | 386 | 44 | 10% | 430 |
| ST ANDREWS BAY SKILLED NURSING & | | 370 | 60 | 14% | 430 |
| FLORIDA DEPT OF HEALTH IN BREVARD COUNTY | 3 | 363 | 63 | 15% | 429 |
| PALM GARDEN OF OCALA | | 330 | 98 | 23% | 428 |
| VITAS LUTHERAN TOWERS INPATIENT PROGRAM | | 363 | 64 | 15% | 427 |
| BREVARD HEALTH ALLIANCE | | 184 | 241 | 57% | 425 |
| NEW YORK PRESBYTERIAN - CUMC CLINICAL | | 407 | 18 | 4% | 425 |
| CLINICAL ENTERPRISE, INC | | 403 | 20 | 5% | 423 |
| APP-UNIPATH, LLC | 2 | 406 | 15 | 4% | 423 |
| AFC URGENT CARE SEMINOLE | | | 422 | 100% | 422 |
| Colonial Lakes Health Care | | 384 | 38 | 9% | 422 |
| PRO HEALTH | | 187 | 233 | 55% | 420 |
| GARCIA CLINICAL LABORATORY | | 28 | 392 | 93% | 420 |
| SOLARIS HEALTHCARE OSCEOLA | | 397 | 22 | 5% | 419 |
| Bardmoor Oaks Healthcare and Rehabilitation Center | | 406 | 11 | 3% | 417 |
| CARENOW | 2 | 225 | 188 | 45% | 415 |
| LEHIGH REGIONAL MEDICAL CENTER LAB | | 371 | 44 | 11% | 415 |
| SANTA ROSA CENTER FOR REHABILITATION AND HEALING | | 345 | 69 | 17% | 414 |
| FLORIDA HOSPITAL MEDICAL GROUP | | 259 | 154 | 37% | 413 |
| UNIVERSITY OF TAMPA INC, THE | | 402 | 8 | 2% | 410 |
| MINUTECLINIC LLC #3671 | | 366 | 44 | 11% | 410 |
| THE PALACE MANAGEMENT - THE PALACE AT CORAL GABLES | | 407 | 3 | 1% | 410 |
| Ocala Health and Rehabilitation Center | | 388 | 21 | 5% | 409 |
| HEALTHY STEPS PEDIATRICS | | 361 | 47 | 12% | 408 |
| PALM GARDEN OF WINTER HAVEN | 3 | 389 | 16 | 4% | 408 |
| SIGNATURE HEALTHCARE OF BROOKWOOD GARDENS | | 399 | 6 | 1% | 405 |
| TIDE LABORATORIES | | 362 | 43 | 11% | 405 |
| AFC URGENT CARE TYRONE | | 2 | 402 | 100% | 404 |
| Cypress Cove Care Center | | 304 | 100 | 25% | 404 |
| CONSULATE HEALTH CARE OF BAYONET POINT | 4 | 393 | 7 | 2% | 404 |
| SEMINOLE NURSING PAVILION | | 395 | 7 | 2% | 402 |
| RUSKIN HEALTH CENTER | | 254 | 146 | 37% | 400 |
| BROOKSVILLE HEALTHCARE CENTER LLC | | 387 | 13 | 3% | 400 |
| FLORIDA DEPARTMENT OF HEALTH | | 352 | 47 | 12% | 399 |
| ABBAY DELRAY | | 394 | 5 | 1% | 399 |
| WHITE-WILSON MEDICAL CENTER - FORT WALTON BEACH | | 384 | 14 | 4% | 398 |
| SOLARIS HEALTHCARE MERRITT ISLAND | | 358 | 40 | 10% | 398 |
| BOND CLINIC PA PEDIATRICS DEPT | | 362 | 35 | 9% | 397 |

COVID-19: testing by laboratory

Data through Feb 24, 2021 verified as of Feb 25, 2021 at 09:25 AM

Data in this report are provisional and subject to change.

The numbers in the table below represent the number of Florida and non-Florida residents for whom test results were received by the Department of Health. A person can be tested by more than one laboratory and can have both positive and negative results. **Therefore, the sum of the numbers in each column will be larger than the total number of people tested.**

| Reporting lab | Inconclusive | Negative | Positive | Percent positive | Total |
|---|--------------|----------|----------|------------------|-------|
| CORE DIAGNOSTIC LABORATORIES LLC | | 274 | 122 | 31% | 396 |
| MEDIPATH | | 19 | 377 | 95% | 396 |
| STARKE FAMILY MEDICAL CENTER | | 307 | 88 | 22% | 395 |
| EMERALD COAST PEDIATRICS | | 383 | 11 | 3% | 394 |
| MINI ER AND URGENT CARE | | 289 | 105 | 27% | 394 |
| ORCHARD PARK HEALTH & REHABILITATION | | 388 | 5 | 1% | 393 |
| ASCEND CLINICAL | 4 | 320 | 69 | 18% | 393 |
| SUNSHINE URGENT CARE LLC | | 247 | 145 | 37% | 392 |
| BARBER | | 13 | 376 | 97% | 389 |
| Solaris Healthcare Daytona | 2 | 341 | 46 | 12% | 389 |
| NAPLES CHILDREN'S URGENT CARE | | 337 | 51 | 13% | 388 |
| INDIAN RIVER CTR, LLC | | 341 | 47 | 12% | 388 |
| RESTORE HEALTH URGENT CARE | | 293 | 95 | 24% | 388 |
| PALMS OF SEBRING | | 352 | 34 | 9% | 386 |
| PALM GARDEN OF ORLANDO | | 352 | 33 | 9% | 385 |
| TREASURE COAST COMMUNITY HEALTH | 3 | 321 | 59 | 15% | 383 |
| TIDEWELL HOSPICE INC | 2 | 374 | 7 | 2% | 383 |
| BROOKDALE PADDOCK HILLS | 2 | 377 | 2 | 1% | 381 |
| STEWARD SEBASTIAN RIVER MEDICAL CENTER | | 330 | 51 | 13% | 381 |
| Darcy Hall Of Life Care | | 368 | 10 | 3% | 378 |
| BAYA PHARMACY WEST | | 8 | 368 | 98% | 376 |
| Timberidge Center for Rehabilitation and Healing | | 344 | 31 | 8% | 375 |
| MEDSCAN LABORATORY INC | 1 | 163 | 211 | 56% | 375 |
| GENOSUR LLC | | 368 | 6 | 2% | 374 |
| GOOD SAMARITAN CENTER | | 370 | 3 | 1% | 373 |
| FAIR HAVENS CENTER, OPCO | | 367 | 6 | 2% | 373 |
| MINUTECLINIC LLC, #10357 | | 371 | 1 | 0% | 372 |
| MEDONE URGENT CARE CENTER | | 149 | 223 | 60% | 372 |
| FAMILY CARE PARTNERS OF NORTHEAST FLORIDA LLC | | 299 | 73 | 20% | 372 |
| UR MEDICINE LABS- CENTRAL LABORATORY | | 349 | 22 | 6% | 371 |
| URGENT CARE BETHESDA | 1 | 318 | 52 | 14% | 371 |
| ACCESS MEDICAL CENTER | 1 | 344 | 26 | 7% | 371 |
| HENDRY REGIONAL MEDICAL CENTER | | 107 | 264 | 71% | 371 |
| FLORIDA DEPARTMENT OF HEALTH IN LIBERTY COUNTY | 2 | 273 | 94 | 25% | 369 |
| ADVENT HEALTH - TAMPA | | 148 | 220 | 60% | 368 |
| TRENTON MEDICAL CENTER INC DBA PALMS MEDICAL GROUP | 4 | 270 | 93 | 25% | 367 |
| SOLARIS HEALTHCARE BAYONET POINT | | 351 | 16 | 4% | 367 |
| CLERMONT HEALTH AND REHABILITATION CENTER | | 334 | 32 | 9% | 366 |
| Stacey Health Care Centers Inc. dba Riverside Care Center | | 336 | 29 | 8% | 365 |
| LIFEBRITE | 1 | 172 | 192 | 53% | 365 |
| Manatee Springs Rehabilitation and Nursing Center | | 345 | 20 | 5% | 365 |
| VITAS HEALTHCARE CORPORATION | | 360 | 5 | 1% | 365 |
| AFC URGENT CARE | | 67 | 297 | 82% | 364 |
| Bayside Care Center | 1 | 342 | 20 | 6% | 363 |
| BLOUNTSTOWN REHABILITATION CENTER LLC | | 256 | 106 | 29% | 362 |
| INFORM DIAGNOSTICS | | 353 | 9 | 2% | 362 |
| ANCIENT CITY PEDIATRICS | 1 | 347 | 14 | 4% | 362 |

COVID-19: testing by laboratory

Data through Feb 24, 2021 verified as of Feb 25, 2021 at 09:25 AM

Data in this report are provisional and subject to change.

The numbers in the table below represent the number of Florida and non-Florida residents for whom test results were received by the Department of Health. A person can be tested by more than one laboratory and can have both positive and negative results. **Therefore, the sum of the numbers in each column will be larger than the total number of people tested.**

| Reporting lab | Inconclusive | Negative | Positive | Percent positive | Total |
|--|--------------|----------|----------|------------------|-------|
| AMEERAH LABS, LLC | 2 | 278 | 81 | 22% | 361 |
| ADVENTHEALTH EXPRESS CARE AT | | 292 | 68 | 19% | 360 |
| SOLARIS HEALTHCARE PARKWAY | 2 | 339 | 18 | 5% | 359 |
| MOOSEHAVEN HEALTH CENTER | | 319 | 37 | 10% | 356 |
| Destin Healthcare and Rehabilitation Center | 1 | 316 | 38 | 11% | 355 |
| HAINES CITY REHABILITATION AND NURSING CENTER | | 331 | 24 | 7% | 355 |
| LIFE CARE PONTE VEDRA INC | | 347 | 8 | 2% | 355 |
| MAGNOLIA FAMILY URGENT CARE | | 317 | 38 | 11% | 355 |
| EPN URGENT CARE | | 44 | 310 | 88% | 354 |
| VILLAGE DOCTORS OF KEYSTONE | | 273 | 81 | 23% | 354 |
| ADDINGTON PLACE AT WELLINGTON GREEN | | 345 | 9 | 3% | 354 |
| ROLLINS COLLEGE WELLNESS CENTER | | 130 | 223 | 63% | 353 |
| VETERANS AFFAIRS MEDICAL CENTER - LAKE CITY | | 52 | 301 | 85% | 353 |
| HEALTH CENTRAL PARK | | 287 | 66 | 19% | 353 |
| DIAGNOSTIC & CLINICAL CARE SERVICES INC DBA | | 279 | 74 | 21% | 353 |
| MY CLINICAL LAB | | 224 | 129 | 37% | 353 |
| MEDFAST URGENT CARE CENTER | | 122 | 230 | 65% | 352 |
| VILLAGE AT VIENNA SQUARE,THE | 6 | 329 | 16 | 5% | 351 |
| SANFORD LABORATORIES | | 325 | 26 | 7% | 351 |
| BAYSHORE DIAGNOSTICS | | 309 | 41 | 12% | 350 |
| SIPARADIGM, DIAGNOSTIC INFORMATICS | | 273 | 76 | 22% | 349 |
| MANORCARE HEALTH SERVICES - VENICE | | 293 | 55 | 16% | 348 |
| CORAL BAY HEALTHCARE AND REHABILITATION | 1 | 334 | 12 | 3% | 347 |
| FHMG FLORIDA HOSPITAL MEDICAL GROUP | | 310 | 37 | 11% | 347 |
| FG RAPID RESULTS | 2 | 116 | 229 | 66% | 347 |
| NATIONS BEST FAMILY HEALTH CARE | | 170 | 176 | 51% | 346 |
| HEALTH DESIGNS | | 332 | 14 | 4% | 346 |
| SEA BREEZE REHAB AND NURSING CENTER | | 337 | 9 | 3% | 346 |
| Life Care Center of Ocala | | 279 | 66 | 19% | 345 |
| PALM GARDEN OF WEST PALM BEACH | 4 | 325 | 15 | 4% | 344 |
| ORCHARD RIDGE CARE AND REHABILITATION CENTER | | 324 | 19 | 6% | 343 |
| ASSOCIATESMD MEDICAL GROUP INC | | 291 | 51 | 15% | 342 |
| PALMETTO SUBACUTE CARE CENTER | | 330 | 11 | 3% | 341 |
| ADVENT HEALTH CENTRA CARE - PALM COAST | | 80 | 261 | 77% | 341 |
| PINES OF SARASOTA | | 336 | 4 | 1% | 340 |
| SUN COUNTRY PEDIATRICS PLLC | 9 | 302 | 29 | 9% | 340 |
| ARCPOINT LABS OF SARASOTA MANATEE | | 261 | 78 | 23% | 339 |
| USAFSAM/PHE | | 174 | 165 | 49% | 339 |
| FLORIDA HOSPITAL HEARTLAND MED CTR LAKE PLACID | | 253 | 86 | 25% | 339 |
| PruittHealth Panama City | 1 | 274 | 64 | 19% | 339 |
| SELECT REFERENCE LABORATORIES, LLC | 1 | 326 | 12 | 4% | 339 |
| UNIVERSITY OF TAMPA STUDENT HEALTH AND SHC CLINICAL LABORATORY | | 189 | 149 | 44% | 338 |
| SIGNATURE HEALTHCARE OF NORTH FLORIDA | | 334 | 3 | 1% | 337 |
| ORLANDO VA MEDICAL CENTER | | | 337 | 100% | 337 |
| Marshall Health and Rehabilitation Center | | 286 | 48 | 14% | 334 |
| BMCB MOLECULAR DIAGNOSTIC SUBSECTION | | 317 | 17 | 5% | 334 |
| CRONOS CLINICAL LABORATORY | 22 | 220 | 91 | 27% | 333 |

COVID-19: testing by laboratory

Data through Feb 24, 2021 verified as of Feb 25, 2021 at 09:25 AM

Data in this report are provisional and subject to change.

The numbers in the table below represent the number of Florida and non-Florida residents for whom test results were received by the Department of Health. A person can be tested by more than one laboratory and can have both positive and negative results. **Therefore, the sum of the numbers in each column will be larger than the total number of people tested.**

| Reporting lab | Inconclusive | Negative | Positive | Percent positive | Total |
|--|--------------|----------|----------|------------------|-------|
| NORTH PINELLAS STATMED QUICK QUALITY CLINICS | | 236 | 97 | 29% | 333 |
| INTERNAL MEDICINE & PEDIATRICS OF TAMPA BAY PA | | 277 | 55 | 17% | 332 |
| HARDEE MANOR HEALTH CARE CENTER | 1 | 327 | 3 | 1% | 331 |
| FAIRWAY OAKS CENTER LLC | 6 | 318 | 6 | 2% | 330 |
| SERENADES IN THE VILLAGES | | 276 | 54 | 16% | 330 |
| COLOR GENOMICS, INC. | 2 | 321 | 6 | 2% | 329 |
| SABAL DIRECT PRIMARY CARE, PA | | 271 | 58 | 18% | 329 |
| FLORIDA HEART & VASCULAR MULTISPECIALTY GROUP PA | | 234 | 95 | 29% | 329 |
| Palm Garden of Largo | | 325 | 4 | 1% | 329 |
| Life Care Center at Wells Crossing | | 309 | 19 | 6% | 328 |
| FLOMEDILAB | | 111 | 216 | 66% | 327 |
| TRI-COUNTY NURSING AND REHABILITATION CENTER INC | | 311 | 15 | 5% | 326 |
| ADVENTHEALTH MEDICAL GROUP PROMPT CAR | 1 | 226 | 99 | 30% | 326 |
| HARDEE COUNTY HEALTH DEPARTMENT | | 259 | 66 | 20% | 325 |
| PEDIATRIC ASSOCIATES OF OCALA PA | | 294 | 31 | 10% | 325 |
| PIONEER CLINICAL LAB, LLC | | 212 | 113 | 35% | 325 |
| BRISTOL AT TAMPA, THE | 4 | 311 | 8 | 2% | 323 |
| HEALTHWORKS MED GROUP OF FLORIDA PA | 3 | 314 | 6 | 2% | 323 |
| VILLAGE DOCTORS FAMILY MEDICAL CENTER OF | | 260 | 63 | 20% | 323 |
| CORAL TRACE HEALTH CARE□ | 2 | 316 | 5 | 2% | 323 |
| MANOR CARE OF BOYNTON BEACH LLC | | 298 | 24 | 7% | 322 |
| MIDWAY SPECIALTY CARE CENTER | 3 | 205 | 114 | 35% | 322 |
| DELTONA HEALTH CARE | | 298 | 23 | 7% | 321 |
| ATLANTIC SHORES NURSING AND REHAB CENTER | 1 | 311 | 9 | 3% | 321 |
| Bay Breeze Senior Living and Rehabilitation Center | | 267 | 53 | 17% | 320 |
| ROSEWOOD HEALTH AND REHABILITATION CENTER | | 297 | 21 | 7% | 318 |
| BAPTIST PRIMARY CARE, INC | | 293 | 25 | 8% | 318 |
| PEDIATRICS BY THE SEA | | 305 | 11 | 3% | 316 |
| BIOCEPT | | 293 | 22 | 7% | 315 |
| KISSIMMEE FACILITY OPERATIONS LLC | | 292 | 23 | 7% | 315 |
| LabCorp (Non-Interfaced) | 1 | 123 | 191 | 61% | 315 |
| PruittHealth Santa Rosa | | 225 | 90 | 29% | 315 |
| SPECIALTY HEALTH AND REHABILITATION CENTER | | 290 | 25 | 8% | 315 |
| GENESIS MEDICAL LABORATORY MIAMI FL. | | 83 | 230 | 73% | 313 |
| ADVENTHEALTH EXPRESS CARE AT WALGREENS 49TH STREET | | 261 | 52 | 17% | 313 |
| BAY VILLAGE OF SARASOTA INC | | 310 | 3 | 1% | 313 |
| ST LUCIE EMPLOYEE HEALTH & WELLNESS CENTER | | 306 | 6 | 2% | 312 |
| KEY WEST HEALTH AND REHAB | 1 | 304 | 7 | 2% | 312 |
| AVANTE AT MT DORA | | 308 | 3 | 1% | 311 |
| SUNLAND MARIANNA COX MEDICAL CENTER | | 271 | 40 | 13% | 311 |
| OCEAN VIEW NURSING AND REHAB CENTER | | 294 | 16 | 5% | 310 |
| MEDEXPRESS LUTZ | | 3 | 306 | 99% | 309 |
| NATURE COAST MEDICAL GROUP | | 216 | 92 | 30% | 308 |
| AVENTURA REHAB AND NURSING CENTER | | 298 | 9 | 3% | 307 |
| REHABILITATION CENTER OF LAKE CITY, THE | | 279 | 28 | 9% | 307 |
| FL HUD DESTIN, LLC D/B/A GRAND BOULEVARD HEALTH | | 271 | 36 | 12% | 307 |
| SPRINGTREE REHAB & HEALTH CARE CENTER | | 288 | 19 | 6% | 307 |

COVID-19: testing by laboratory

Data through Feb 24, 2021 verified as of Feb 25, 2021 at 09:25 AM

Data in this report are provisional and subject to change.

The numbers in the table below represent the number of Florida and non-Florida residents for whom test results were received by the Department of Health. A person can be tested by more than one laboratory and can have both positive and negative results. **Therefore, the sum of the numbers in each column will be larger than the total number of people tested.**

| Reporting lab | Inconclusive | Negative | Positive | Percent positive | Total |
|---|--------------|----------|----------|------------------|-------|
| HCSO OCCUPATIONAL HEALTH AND WELLNESS CENTER | | 240 | 67 | 22% | 307 |
| LAKE EUSTIS HEALTH AND REHABILITATION CENTER | | 299 | 7 | 2% | 306 |
| DIGNITY HEALING, LLC | | 292 | 14 | 5% | 306 |
| WELL HEALTH WORKS | 1 | 270 | 35 | 11% | 306 |
| THE SPRINGS AT BOCA CIEGA BAY | | 297 | 9 | 3% | 306 |
| SAMANTHA WILSON CARE CENTER | 4 | 293 | 9 | 3% | 306 |
| ST PETERSBURG PEDIATRICS-PARK BLVD | | 280 | 25 | 8% | 305 |
| GOOD SAMARITAN SOCIETY-DAYTONA | | 286 | 19 | 6% | 305 |
| PHYSICIANS REGIONAL WALK-IN | | 185 | 119 | 39% | 304 |
| SILVER CREEK SENIOR LIVING COMMUNITY | | 299 | 5 | 2% | 304 |
| GANDY CROSSING CARE CENTER | 1 | 289 | 14 | 5% | 304 |
| AVELLINO LAB USA, INC | 1 | 291 | 12 | 4% | 304 |
| HEALTH PARK CARE CENTER | | 299 | 4 | 1% | 303 |
| ST PETERSBURG PEDIATRICS-SEMINOLE BLVD | | 242 | 60 | 20% | 302 |
| PALMS REHABILITATION AND HEALTHCARE CENTER | | 263 | 37 | 12% | 300 |
| ARGO SENIOR LIVING AT HAVERHILL | | 282 | 18 | 6% | 300 |
| BOCA BIOLISTICS REFERENCE LABORATORY | 2 | 185 | 112 | 37% | 299 |
| TAMARAC REHABILITATION & HEALTH CENTER | | 296 | 3 | 1% | 299 |
| ENCOMPASS HEALTH REHABILITATION HOSPITAL OF SUNRISE | 8 | 283 | 6 | 2% | 297 |
| ELMHURST HOSPITAL CENTER | 1 | 270 | 26 | 9% | 297 |
| RIVERS FAMILY MEDICINE PA | | 220 | 77 | 26% | 297 |
| BROOKDALE DESTIN | | 285 | 12 | 4% | 297 |
| HEALTH FIRST ADVENTHEALTH CENTRA CARE - TITUSVILLE | | 56 | 241 | 81% | 297 |
| JACKSON PLAZA NURSING & REHAB CENTER | 6 | 284 | 6 | 2% | 296 |
| KENNEDY PAIN CLINIC GROUP LLC | | 268 | 28 | 9% | 296 |
| LUTHERAN HAVEN | | 287 | 9 | 3% | 296 |
| BUENA VISTA URGENT CARE | | 264 | 32 | 11% | 296 |
| OSPREY LODGE | | 237 | 59 | 20% | 296 |
| ST JAMES HEALTH AND REHABILITATION CENTER | | 210 | 84 | 29% | 294 |
| ONESTOP MEDICAL AND URGENT CARE LLC | | 252 | 42 | 14% | 294 |
| The Care Center at Pinellas Park | 1 | 284 | 8 | 3% | 293 |
| NORTHWEST MEDICAL CENTER CLINICAL LABORATORY | | 175 | 118 | 40% | 293 |
| SAINTS 120 LLC | 1 | 258 | 34 | 12% | 293 |
| WHITE WILSON MEDICAL CENTER PA - NAVARRE | | 193 | 100 | 34% | 293 |
| BONIFAY NURSING AND REHAB CENTER | | 264 | 29 | 10% | 293 |
| AMBULATORY SURGERY CENTER OF BOCA RATON LTD | | 288 | 4 | 1% | 292 |
| LAKELAND REGIONAL HEALTH SYSTEMS INC | | 26 | 266 | 91% | 292 |
| CHAUTAUQUA REHABILITATION AND NURSING CENTER | | 283 | 9 | 3% | 292 |
| MEDICAL CENTER AT OCEAN REEF,THE | | 277 | 14 | 5% | 291 |
| FAMILY CARE PARTNERS OF NE FLORIDA LLC | | 221 | 70 | 24% | 291 |
| REGENTS PARK OF BOCA RATON□ | | 289 | 2 | 1% | 291 |
| PALM GARDEN OF GAINESVILLE | 2 | 285 | 2 | 1% | 289 |
| AUBURN UNIVERSITY MEDICAL CLINIC | | 227 | 62 | 21% | 289 |
| LONGWOOD FAMILY PRACTICE | | 220 | 69 | 24% | 289 |
| CROSS POINTE CARE CENTER | 2 | 280 | 6 | 2% | 288 |
| INNOVATIVE TRANSFUSION MEDICINE, INC | 3 | 239 | 46 | 16% | 288 |
| CONSULATE HEALTH CARE OF SAFETY HARBOR | | 281 | 6 | 2% | 287 |

COVID-19: testing by laboratory

Data through Feb 24, 2021 verified as of Feb 25, 2021 at 09:25 AM

Data in this report are provisional and subject to change.

The numbers in the table below represent the number of Florida and non-Florida residents for whom test results were received by the Department of Health. A person can be tested by more than one laboratory and can have both positive and negative results. **Therefore, the sum of the numbers in each column will be larger than the total number of people tested.**

| Reporting lab | Inconclusive | Negative | Positive | Percent positive | Total |
|---|--------------|----------|----------|------------------|-------|
| PEDIATRIC HEALTH CARE ALLIANCE, PA | | 259 | 28 | 10% | 287 |
| LIFE CARE CENTER OF WINTER HAVEN | | 269 | 18 | 6% | 287 |
| HEATHER HILL HEALTHCARE CENTER | | 241 | 46 | 16% | 287 |
| ST JUDE CHILDREN'S RESEARCH HOSPITAL | | 271 | 15 | 5% | 286 |
| HOMESTEAD MANOR | 2 | 244 | 40 | 14% | 286 |
| PORT SAINT LUCIE HOSPITAL | | 276 | 9 | 3% | 285 |
| BRIDGEWATER PARK HEALTH AND REHAB | | 257 | 28 | 10% | 285 |
| SOUTHWEST ORLANDO FAMILY MEDICINE, PL | | 236 | 48 | 17% | 284 |
| Life Care Center of Punta Gorda | 1 | 270 | 13 | 5% | 284 |
| AURORA DIAGNOSTICS BERNHARDT LABORATORIES PATHOLOGY SERVICE | | 190 | 93 | 33% | 283 |
| BAPTIST PRIMARY CARE INC | 1 | 257 | 24 | 9% | 282 |
| AVANTE AT LEESBURG INC | | 281 | 1 | 0% | 282 |
| HOLLEY NAVARRE MEDICAL CLINIC | | 208 | 74 | 26% | 282 |
| ELMCROFT PINECREST | 1 | 260 | 21 | 7% | 282 |
| Solaris Healthcare Lake Bennet | | 249 | 32 | 11% | 281 |
| ROSEN MEDICAL CENTER | | 240 | 40 | 14% | 280 |
| URGENT CARE EXPRESS LLC | | 1 | 278 | 100% | 279 |
| RULEME CENTER | 2 | 251 | 26 | 9% | 279 |
| FLORIDA HEALTH CARE PLANS | | | 279 | 100% | 279 |
| MOBILE MEDICAL ASSOCIATES PL | 10 | 231 | 37 | 13% | 278 |
| HOLIDAY CVS LLC DBA CVS/PHARMACY #0440 | | 268 | 9 | 3% | 277 |
| QUALITOX LABORATORIES | | 105 | 172 | 62% | 277 |
| TUSKAWILLA NURSING AND REHAB CENTER | 2 | 268 | 7 | 3% | 277 |
| PRUITT HEALTH-SANTA ROSA | | 275 | 2 | 1% | 277 |
| VILLAGES REGIONAL HOSPITAL SURGERY CENTER LLC, THE | | 218 | 58 | 21% | 276 |
| TALLAHASSEE NHHI LLC | 1 | 248 | 27 | 10% | 276 |
| Rehabilitation Center for Park Place LLC | | 265 | 11 | 4% | 276 |
| WESTCHESTER GARDENS LIMITED PARTNERSHIP | | 270 | 6 | 2% | 276 |
| ESTERO ISLAND MEDICAL CENTER | | 215 | 61 | 22% | 276 |
| MANORCARE AT LELY PALMS | | 270 | 5 | 2% | 275 |
| Coastal Health and Rehabilitation Center | | 264 | 11 | 4% | 275 |
| DOCTORS MEMORIAL HOSPITAL | | 154 | 121 | 44% | 275 |
| BEAR CREEK NURSING CENTER | | 269 | 5 | 2% | 274 |
| Glades West Rehabilitation and Nursing Center | | 266 | 8 | 3% | 274 |
| BAY COUNTY SHERIFFS OFFICE JAIL FACILITY | | 235 | 39 | 14% | 274 |
| PENSACOLA PEDIATRICS PA - TIGER POINT | 18 | 248 | 8 | 3% | 274 |
| BAYA POINTE NURSING AND REHABILITATION | | 191 | 83 | 30% | 274 |
| renaissance health and rehabilitation center | | 256 | 18 | 7% | 274 |
| FAMILY EXPRESS URGENT CARE | | 5 | 268 | 98% | 273 |
| 24/7 PEDIATRIC CARE CENTERS INC | | 254 | 19 | 7% | 273 |
| MANOR CARE OF NAPLES FL LLC | | 269 | 3 | 1% | 272 |
| OCALA FAMILY MEDICAL CENTER INC | 1 | 224 | 47 | 17% | 272 |
| PERSONALIZED GENETIC TESTING | 1 | 178 | 93 | 34% | 272 |
| ACCURATE DIAGNOSTIC LABS, INC | | 256 | 15 | 6% | 271 |
| HARBOURWOOD | 1 | 266 | 4 | 1% | 271 |
| COMMUNITY HEALTH AND REHABILITATION CENTER | | 210 | 61 | 23% | 271 |
| Parkview Rehabilitation Center at Winter Park | | 263 | 7 | 3% | 270 |

COVID-19: testing by laboratory

Data through Feb 24, 2021 verified as of Feb 25, 2021 at 09:25 AM

Data in this report are provisional and subject to change.

The numbers in the table below represent the number of Florida and non-Florida residents for whom test results were received by the Department of Health. A person can be tested by more than one laboratory and can have both positive and negative results. **Therefore, the sum of the numbers in each column will be larger than the total number of people tested.**

| Reporting lab | Inconclusive | Negative | Positive | Percent positive | Total |
|--|--------------|----------|----------|------------------|-------|
| ADVENT HEALTH CARE CENTER | 9 | 246 | 13 | 5% | 268 |
| PREMIER PLACE AT THE GLENVIEW | | 260 | 8 | 3% | 268 |
| EXCEL PEDIATRICS | | 224 | 44 | 16% | 268 |
| Solaris Healthcare Coconut Creek | | 262 | 6 | 2% | 268 |
| KINDRED HOSPITAL | 7 | 255 | 5 | 2% | 267 |
| ADVENT HEALTH CENTRA CARE - ORMOND BEACH | | 113 | 153 | 58% | 266 |
| LASER & SURGERY CENTER OF THE PALM BEACHES□ | | 265 | 1 | 0% | 266 |
| HOLISTIX TREATMENT CENTERS | | 260 | 6 | 2% | 266 |
| TAVARES PEDIATRICS | | 225 | 41 | 15% | 266 |
| DAVID SCOTT MADWAR MD PA□ | | 239 | 27 | 10% | 266 |
| SILVERCREST HEALTH AND REHABILITATION CENTER | 3 | 255 | 8 | 3% | 266 |
| W FRANK WELLS NURSING HOME | | 237 | 28 | 11% | 265 |
| SERANADES BY SONATA WEST ORANGE | | 236 | 29 | 11% | 265 |
| Solaris HealthCare Imperial | | 255 | 8 | 3% | 263 |
| BRENTWOOD RETIREMENT COMMUNITY | 5 | 227 | 31 | 12% | 263 |
| WALGREENS 3173 | | 239 | 23 | 9% | 262 |
| JACKSONVILLE KIDS PEDIATRICS, PLLC | | 230 | 32 | 12% | 262 |
| PROTEUS MOLECULAR AND CLINICAL LAB | 1 | 149 | 111 | 43% | 261 |
| FRICKS PHARMACY | | 202 | 59 | 23% | 261 |
| Life Care Center at Inverrary | | 256 | 5 | 2% | 261 |
| JAMES A HALEY VETERANS HOSPITAL | | | 261 | 100% | 261 |
| NASSAU COUNTY JAIL | | 225 | 36 | 14% | 261 |
| CLIFFORD CHESTER SIMS VA NURSING HOME | | 251 | 9 | 3% | 260 |
| SIGNATURE HEALTHCARE AT THE COURTYARD | | 213 | 47 | 18% | 260 |
| SPEARHEAD MEDICAL | | 213 | 47 | 18% | 260 |
| CLARE BRIDGE ORMOND BEACH | 1 | 259 | | | 260 |
| CONSULATE HEALTHCARE OF KISSIMMEE | | 247 | 12 | 5% | 259 |
| LAKE PARK OF MADISON | | 251 | 8 | 3% | 259 |
| CHIPOLA HEALTH AND REHAB | | 242 | 17 | 7% | 259 |
| SEASIDE HEALTH AND REHABILITATION CENTER | | 202 | 57 | 22% | 259 |
| FLORIDA WOMAN CARE LABORATORY LLC | | 232 | 26 | 10% | 258 |
| PLANT CITY PEDIATRICS | 1 | 214 | 41 | 16% | 256 |
| ADVENT HEALTH - DELTONA ER | | 204 | 52 | 20% | 256 |
| PAVILION FOR HEALTHCARE, THE | | 253 | 2 | 1% | 255 |
| ST CATHERINE'S WEST REHABILITATION HOSPITAL | | 242 | 12 | 5% | 254 |
| The Grove Health and Rehabilitation | | 231 | 23 | 9% | 254 |
| Vi at Lakeside Village Skilled Nursing | | 249 | 5 | 2% | 254 |
| ADVANCED AMBULATORY SURGERY CENTER | | 242 | 11 | 4% | 253 |
| SHELL POINT VILLAGE MEDICAL CENTER | | 246 | 7 | 3% | 253 |
| AVON PARK PEDIATRICS INC | 3 | 226 | 24 | 9% | 253 |
| FIRST CHOICE PRIMARY CARE | | 201 | 51 | 20% | 252 |
| WESTWOOD HEALTHCARE SNF | | 206 | 46 | 18% | 252 |
| BROWARD NURSING & REHABILITATION CTR | 8 | 234 | 10 | 4% | 252 |
| ABBOTT LABORATORIES | | 164 | 87 | 35% | 251 |
| USA HEALTH UNIVERSITY HOSPITAL CLINICAL LABORATORY | 1 | 239 | 10 | 4% | 250 |
| MARTIN MEMORIAL MEDICAL CENTER LAB | | 128 | 122 | 49% | 250 |
| PW WINDERMERE SUBTENANT LLC | | 248 | 1 | 0% | 249 |

COVID-19: testing by laboratory

Data through Feb 24, 2021 verified as of Feb 25, 2021 at 09:25 AM

Data in this report are provisional and subject to change.

The numbers in the table below represent the number of Florida and non-Florida residents for whom test results were received by the Department of Health. A person can be tested by more than one laboratory and can have both positive and negative results. **Therefore, the sum of the numbers in each column will be larger than the total number of people tested.**

| Reporting lab | Inconclusive | Negative | Positive | Percent positive | Total |
|---|--------------|----------|----------|------------------|-------|
| CARRINGTON PLACE OF ST PETE LLC | | 242 | 6 | 2% | 248 |
| BUREAU OF CLINICAL LABORATORIES | | 208 | 40 | 16% | 248 |
| DEPARTMENT OF HEALTH BUREAU OF FAMILY | | 246 | 2 | 1% | 248 |
| TIERRA PINES CENTER | | 236 | 12 | 5% | 248 |
| WHITE-WILSON MEDICAL CENTER - NICEVILLE | | 221 | 26 | 11% | 247 |
| VETERANS AFFAIRS MEDICAL CENTER - MIAMI | | 1 | 246 | 100% | 247 |
| HAVEN OF OUR LADY OF PEACE INC | | 239 | 8 | 3% | 247 |
| CENTERSTONE OF FLORIDA☐ | | 230 | 17 | 7% | 247 |
| AVECINA MOBILE | | 121 | 125 | 51% | 246 |
| ABBOTT DIAGNOSTICS | | 232 | 14 | 6% | 246 |
| Heritage Healthcare at Tallahassee | | 239 | 7 | 3% | 246 |
| ROSEWOOD HEALTHCARE & REHABILITATION CENTER | | 239 | 6 | 2% | 245 |
| HUNT CLUB PEDIATRIC ASSOCIATES, P.A. | | 211 | 34 | 14% | 245 |
| MALABAR/ADVENT CENTRA CARE | | 48 | 196 | 80% | 244 |
| FORT MYERS REHABILITATION AND NURSING CENTER | | 217 | 26 | 11% | 243 |
| RIVERWOOD HEALTH NH LLC | | 204 | 39 | 16% | 243 |
| ARCHER HEALTH VENTURES, LLC | | 217 | 25 | 10% | 242 |
| Chatsworth at PGA National, LLC | | 229 | 12 | 5% | 241 |
| GOOD SAMARITAN CARES | | 236 | 5 | 2% | 241 |
| Sunset Point Center | | 237 | 4 | 2% | 241 |
| CLARE BRIDGE OF SARASOTA | | 238 | 2 | 1% | 240 |
| TRINITY REGIONAL REHAB CENTER | | 225 | 15 | 6% | 240 |
| LODGE HEALTH AND REHABILITATION CENTER, THE | | 207 | 32 | 13% | 239 |
| MILLER BIOCONNECT | | 211 | 28 | 12% | 239 |
| CHIPOLA MEDICAL ASSOCIATES, LLC | | 166 | 73 | 31% | 239 |
| FLORIDA CLINICAL LABORATORY-BIOREFERENCE LABORATORIES | | 89 | 150 | 63% | 239 |
| PALM GARDEN OF AVENTURA | | 236 | 3 | 1% | 239 |
| MIAMI JEWISH HEALTH SYSTEMS, INC | 3 | 227 | 8 | 3% | 238 |
| BROOKDALE LAKE TAVARES | | 233 | 5 | 2% | 238 |
| AMERICAN HOUSE SENIOR LIVING | | 189 | 49 | 21% | 238 |
| FOUNTAIN INN NURSING & REHABILITATION CTR, INC | | 232 | 6 | 3% | 238 |
| OKEECHOBEE COUNTY HEALTH DEPT | 1 | 156 | 80 | 34% | 237 |
| HOMESTEAD VILLAGE | | 225 | 11 | 5% | 236 |
| Solaris Senior Living North Naples ALF | | 226 | 9 | 4% | 235 |
| BAY TREE CARE AND REHABILITATION CENTER | | 197 | 38 | 16% | 235 |
| EDGEWATER AT WATERMAN VILLAGE,THE | | 220 | 15 | 6% | 235 |
| REGENTS PARK AT AVENTURA | | 221 | 14 | 6% | 235 |
| OAK HAMMOCK AT THE UNIVERSITY OF FLORIDA | | 229 | 6 | 3% | 235 |
| SARAPATH DIAGNOSTICS | | 118 | 117 | 50% | 235 |
| STATMED QUICK QUALITY CLINIC AT NORTH PINELLAS | | 65 | 169 | 72% | 234 |
| KR at Hillsborough Lakes/Lutz Healthcare | | 224 | 10 | 4% | 234 |
| MEMPHIS PATHOLOGY LABORATORY | 4 | 212 | 17 | 7% | 233 |
| ADVENT HEALTH - ORLANDO | | 175 | 58 | 25% | 233 |
| TERRACES OF LAKE WORTH CARE CENTER☐ | | 221 | 12 | 5% | 233 |
| QUOTIENT SCIENCES | | 225 | 7 | 3% | 232 |
| TGH | | 1 | 231 | 100% | 232 |
| FELLOWSHIP HOME AT THE FAIRWAY LLC | | 226 | 6 | 3% | 232 |

COVID-19: testing by laboratory

Data through Feb 24, 2021 verified as of Feb 25, 2021 at 09:25 AM

Data in this report are provisional and subject to change.

The numbers in the table below represent the number of Florida and non-Florida residents for whom test results were received by the Department of Health. A person can be tested by more than one laboratory and can have both positive and negative results. **Therefore, the sum of the numbers in each column will be larger than the total number of people tested.**

| Reporting lab | Inconclusive | Negative | Positive | Percent positive | Total |
|---|--------------|----------|----------|------------------|-------|
| Cross Gardens Care Center | | 231 | 1 | 0% | 232 |
| PENSACOLA PEDIATRICS, PA | | 214 | 17 | 7% | 231 |
| ATLANTIC URGENT CARE | | 155 | 76 | 33% | 231 |
| ARCPPOINT LABS OF ST PETERSBURG | | 152 | 79 | 34% | 231 |
| NORTH FLORIDA PEDIATRICS - MARIANNA | | 192 | 38 | 17% | 230 |
| Life Care Center of Sarasota | | 218 | 12 | 5% | 230 |
| ManorCare Health Services-Palm Harbor | 1 | 229 | | | 230 |
| MANDARIN PEDIATRICS | | 209 | 20 | 9% | 229 |
| FLORIDA KEYS PEDIATRICS & ADOLESCENT CENTER | | 217 | 12 | 5% | 229 |
| LYNN HAVEN SPORTS COMPLEX-WALKON CLINIC | | 21 | 207 | 91% | 228 |
| Chatham Glen Healthcare and Rehabilitation Center | | 221 | 7 | 3% | 228 |
| CYPRESS COVE | | 221 | 6 | 3% | 227 |
| AZALEA TRACE | | 214 | 13 | 6% | 227 |
| PARKS HEALTHCARE & REHABILITATION CTR | 4 | 211 | 11 | 5% | 226 |
| UCC - WELLINGTON | | 3 | 223 | 99% | 226 |
| WASHINGTON REHAB AND NURSING | | 217 | 9 | 4% | 226 |
| MY HEALTHY BLUEPRINT BY BAPTIST HEALTH CARE | | 184 | 41 | 18% | 225 |
| Lakewood Nursing Center | | 196 | 29 | 13% | 225 |
| Avante at Inverness | | 224 | 1 | 0% | 225 |
| West Melbourne Health and Rehabilitation Center | | 224 | 1 | 0% | 225 |
| Crossbreeze care center | 1 | 221 | 2 | 1% | 224 |
| Lake Port Square Health Center | | 208 | 16 | 7% | 224 |
| ARBOR FACILITY INC | | 224 | | | 224 |
| WIMAUMA COMMUNITY HEALTH CENTER | | 180 | 43 | 19% | 223 |
| AMERICAN FINNISH NURSING HOME | 2 | 216 | 5 | 2% | 223 |
| LAKESIDE NEUROLOGIC | | 214 | 9 | 4% | 223 |
| LEHIGH VALLEY GENOMICS | | | 223 | 100% | 223 |
| STERLING HOUSE OF DELAND | | 222 | 1 | 0% | 223 |
| LA MER NH LLC | | 218 | 5 | 2% | 223 |
| NORTH FLORIDA PEDIATRICS PA - DUVAL | | 193 | 29 | 13% | 222 |
| WHITE WILSON MEDICAL IMMEDIATE CARE NICEVILLE | | 16 | 206 | 93% | 222 |
| PINNACLES PEDS CARE PA | | 222 | | | 222 |
| HOSPICE OF LAKE & SUMTER INC | 1 | 216 | 4 | 2% | 221 |
| Heartland Healthcare of Ft. Myers | 1 | 219 | 1 | 0% | 221 |
| PEDIATRICS IN BREVARD PA | | 188 | 33 | 15% | 221 |
| BOND CLINIC, PA | | 158 | 62 | 28% | 220 |
| HOSPICE OF THE FLORIDA SUNCOAST,THE | | 218 | 1 | 0% | 219 |
| AYERS HEALTH & REHABILITATION CENTER | | 215 | 4 | 2% | 219 |
| WOOD LAKE HEALTH AND REHABILITATION CENTER | | 219 | | | 219 |
| Boynton Beach Rehabilitation Center | 2 | 213 | 4 | 2% | 219 |
| Signature healthcare of Jacksonville | | 213 | 5 | 2% | 218 |
| WELL-BEING MEDICAL CENTER PLLC | | 201 | 17 | 8% | 218 |
| Avante at Orlando | | 214 | 4 | 2% | 218 |
| THE RESIDENCE AT TIMBER PINES | 4 | 188 | 25 | 12% | 217 |
| LAKE PORT SQUARE | | 200 | 17 | 8% | 217 |
| ST. CLOUD REGIONAL MEDICAL CENTER | | 199 | 18 | 8% | 217 |
| THE MANOR AT CARPENTERS | | 185 | 32 | 15% | 217 |

COVID-19: testing by laboratory

Data through Feb 24, 2021 verified as of Feb 25, 2021 at 09:25 AM

Data in this report are provisional and subject to change.

The numbers in the table below represent the number of Florida and non-Florida residents for whom test results were received by the Department of Health. A person can be tested by more than one laboratory and can have both positive and negative results. **Therefore, the sum of the numbers in each column will be larger than the total number of people tested.**

| Reporting lab | Inconclusive | Negative | Positive | Percent positive | Total |
|--|--------------|----------|----------|------------------|-------|
| DISCOVERY VILLAGE AT MELBOURNE | | 191 | 26 | 12% | 217 |
| CCS - JOSEPH V CONTE | | 215 | 2 | 1% | 217 |
| BROOKDALE ATRIM WAY | | 210 | 6 | 3% | 216 |
| ASCENSION MEDICAL GROUP | | 5 | 211 | 98% | 216 |
| ARTHREX MEDICAL CENTER | 1 | 116 | 99 | 46% | 216 |
| Consulate Health Care of North Fort Myers | | 203 | 12 | 6% | 215 |
| GATEWAY/ADVENT CENTRA CARE | 1 | 24 | 190 | 88% | 215 |
| BLOCK, NATION, CHASE, AND SMOLEN FAMILY MEDICINE | | 157 | 57 | 27% | 214 |
| HEARTLAND PEDIATRICS OF LAKE PLACID PA | | 185 | 29 | 14% | 214 |
| WALGREENS 10670 | | 190 | 24 | 11% | 214 |
| DE LUNA HEALTH AND REHABILITATION CENTER | | 192 | 22 | 10% | 214 |
| San Jose Health & Rehabilitation | | 206 | 6 | 3% | 212 |
| POCONO MEDICAL CENTER | | 212 | | | 212 |
| ORANGE COUNTY HEALTH DEPT | | 201 | 11 | 5% | 212 |
| ST MARK VILLAGE | 1 | 206 | 5 | 2% | 212 |
| WIREGRASS DIRECT PRIMARY CARE PLLC□ | | 179 | 33 | 16% | 212 |
| Orchid Cove at Sarasota | | 211 | 1 | 0% | 212 |
| CONSULATE HEALTH CARE OF WINTER HAVEN | | 209 | 3 | 1% | 212 |
| PCB CLINIC | | 167 | 45 | 21% | 212 |
| EDGEWOOD NURSING CENTER | | 204 | 7 | 3% | 211 |
| FORT PIERCE HEALTH CARE | | 204 | 7 | 3% | 211 |
| SUNRISE DIAGNOSTIC LABORATORY | | 158 | 53 | 25% | 211 |
| BAYVIEW CENTER | | 205 | 5 | 2% | 210 |
| CORAL REEF NURSING & REHABILITATION CENTER | | 206 | 4 | 2% | 210 |
| SURREY PLACE CARE CENTER | | 203 | 6 | 3% | 209 |
| CHEEK AND SCOTT DRUGS INC | | 167 | 42 | 20% | 209 |
| Consulate Health Care of St. Petersburg | | 205 | 4 | 2% | 209 |
| NSPIRE HEALTHCARE LAUDERHILL | | 203 | 6 | 3% | 209 |
| The Palace Nursing and Rehabilitation Center | | 209 | | | 209 |
| HEALTH FIRST - HOLMES REGIONAL MEDICAL CENTER | | 32 | 177 | 85% | 209 |
| Whispering Oaks | 11 | 175 | 23 | 11% | 209 |
| CONEY ISLAND HOSPITAL | | 202 | 7 | 3% | 209 |
| SUPERIOR RESIDENCES OF PANAMA CITY BEACH | | 203 | 6 | 3% | 209 |
| Taylor Care Center | | 204 | 5 | 2% | 209 |
| FLORIDA ATLANTIC UNIVERSITY STUDENT HEALTH | | 172 | 36 | 17% | 208 |
| DOCTORS MEMORIAL FAMILY MEDICINE | 2 | 142 | 64 | 31% | 208 |
| PALMS MEDICAL GROUP HIGH SPRINGS | | 174 | 33 | 16% | 207 |
| PALM BEACH PEDIATRICS PA | 2 | 178 | 26 | 13% | 206 |
| FULGENT GENETICS | 2 | 165 | 39 | 19% | 206 |
| MACCLENNY NURSING AND REHAB | | 187 | 18 | 9% | 205 |
| VETERANS AFFAIRS ORLANDO VA MEDICAL CENTER | | | 205 | 100% | 205 |
| ARDEN COURTS OF TAMPA□ | 2 | 199 | 4 | 2% | 205 |
| AMELIA MEDICAL CARE | | 58 | 147 | 72% | 205 |
| MACTOWN, INC | | 201 | 2 | 1% | 203 |
| BROOKDALE OF SPRING HILL | 9 | 192 | 2 | 1% | 203 |
| GLENRIDGE ON PALMER RANCH,THE | | 195 | 8 | 4% | 203 |
| LCS SANDHILL COVE LLC DBA | 6 | 190 | 7 | 3% | 203 |

COVID-19: testing by laboratory

Data through Feb 24, 2021 verified as of Feb 25, 2021 at 09:25 AM

Data in this report are provisional and subject to change.

The numbers in the table below represent the number of Florida and non-Florida residents for whom test results were received by the Department of Health. A person can be tested by more than one laboratory and can have both positive and negative results. **Therefore, the sum of the numbers in each column will be larger than the total number of people tested.**

| Reporting lab | Inconclusive | Negative | Positive | Percent positive | Total |
|--|--------------|----------|----------|------------------|-------|
| POLK COUNTY HEALTH DEPARTMENT | | 178 | 24 | 12% | 202 |
| Bayside Health and Rehabilitation | | 173 | 29 | 14% | 202 |
| ADVENT HEALTH CENTRA CARE - APOPKA NORTH | | 172 | 30 | 15% | 202 |
| Surrey Place Healthcare and Rehabilitation | | 200 | 2 | 1% | 202 |
| Consulate Healthcare of West Palm Beach | | 186 | 16 | 8% | 202 |
| BARTON HEALTH ALLIANCE | | 159 | 43 | 21% | 202 |
| PATHGROUP LABS LLC | | 97 | 105 | 52% | 202 |
| Concordia Village of Tampa AL | | 197 | 5 | 2% | 202 |
| Governors Creek Health and Rehabilitation | 1 | 198 | 2 | 1% | 201 |
| VAMC WEST PALM LAB | | 5 | 196 | 98% | 201 |
| COLONY CLUB ALF,THE | 1 | 187 | 13 | 6% | 201 |
| SOLARIS SENIOR LIVING VERO BEACH | | 194 | 7 | 3% | 201 |
| HERITAGE HEALTHCARE AND REHABILITATION CENTER | | 195 | 5 | 3% | 200 |
| PADDOCK RIDGE | | 197 | 3 | 2% | 200 |
| Nspire Health Care Kendall | | 190 | 10 | 5% | 200 |
| SAMIR EBEID MD | | 178 | 21 | 11% | 199 |
| BORLAND GROOVER CLINIC | 1 | 163 | 35 | 18% | 199 |
| LIFE CARE CENTER OF PORT ST. LUCIE | | 190 | 9 | 5% | 199 |
| ADVENT HEALTH - CARROLLWOOD | 4 | 169 | 26 | 13% | 199 |
| LAUREL POINT CARE ACQUISITION LLC DBA SANDGATE GARDENS REHAB AND NURSI | | 171 | 27 | 14% | 198 |
| INN AT ASTON GARDENS, THE | | 191 | 7 | 4% | 198 |
| DEPARTMENT OF HEALTH & HUMAN SERVICES | | 198 | | | 198 |
| ADVENT HEALTH - LAKE NONA | | 171 | 26 | 13% | 197 |
| ADVENT HEALTH CENTRA CARE - DAYTONA BEACH | | 94 | 103 | 52% | 197 |
| ST ANTHONYS REHABILITATION HOSPITAL | 9 | 185 | 2 | 1% | 196 |
| ADVENT HEALTH - TIMBERRIDGE ER | | 168 | 28 | 14% | 196 |
| LAKE VIEW CARE CENTER AT DELRAY | | 189 | 6 | 3% | 195 |
| SOUTHLAND SUITES OF ORMOND BEACH | 4 | 191 | | | 195 |
| ABBIEJEAN RUSSELL CARE CENTER□ | | 195 | | | 195 |
| CONSULATE HEALTH CARE OF MELBOURNE | | 191 | 4 | 2% | 195 |
| PONTE VEDRA GARDENS | | 193 | 1 | 1% | 194 |
| MATHISON RETIREMENT COMMUNITY, INC | 1 | 184 | 8 | 4% | 193 |
| TARPON POINT NURSING AND REHABILITATION CENTER | | 190 | 3 | 2% | 193 |
| SARNO EXTENDED HOURS | | 124 | 69 | 36% | 193 |
| LAKEVIEW INTERNAL MEDICINE | | 137 | 55 | 29% | 192 |
| NO FLORIDA PEDIATRICS, PA | | 165 | 27 | 14% | 192 |
| LUIS A GHIGLINO MD PA | | 185 | 7 | 4% | 192 |
| FLORIDA HEALTH CARE PLAN INC | | 2 | 189 | 99% | 191 |
| CORAL GABLES NURSING & REHABILITATION CENTER | | 181 | 10 | 5% | 191 |
| HEALTH LINK DIAGNOSTIC LABORATORIES | | 182 | 9 | 5% | 191 |
| Cross Terrace REhabilitation | | 189 | 2 | 1% | 191 |
| NEO GENOMICS - FORT MYERS | 1 | 183 | 6 | 3% | 190 |
| CYPRESS POINT LIVING, LLC | | 175 | 15 | 8% | 190 |
| ADVENT HEALTH - WESTCHASE ER | | 161 | 28 | 15% | 189 |
| WOMEN'S CARE FLORIDA LABORATORY | | 183 | 5 | 3% | 188 |
| FINLAY CLINICAL LABORATORY INC | | 36 | 152 | 81% | 188 |
| EVENT MED SERVICES LABORATORY | | 185 | 3 | 2% | 188 |

COVID-19: testing by laboratory

Data through Feb 24, 2021 verified as of Feb 25, 2021 at 09:25 AM

Data in this report are provisional and subject to change.

The numbers in the table below represent the number of Florida and non-Florida residents for whom test results were received by the Department of Health. A person can be tested by more than one laboratory and can have both positive and negative results. **Therefore, the sum of the numbers in each column will be larger than the total number of people tested.**

| Reporting lab | Inconclusive | Negative | Positive | Percent positive | Total |
|--|--------------|----------|----------|------------------|-------|
| OCEAN REEF MEDICAL CENTER | | 150 | 38 | 20% | 188 |
| Flagler Health and Rehabilitation | | 185 | 3 | 2% | 188 |
| PLANTATION NURSING & REHAB CENTER | | 187 | | | 187 |
| ANGELS DIAGNOSTIC GROUP | | 148 | 39 | 21% | 187 |
| BOCA RATON REHABILITATION CENTER | 4 | 180 | 3 | 2% | 187 |
| ANTHEM LAKES LLC | | 151 | 35 | 19% | 186 |
| PALM HARBOR FAMILY PRACTICE & WALK-IN | | 140 | 46 | 25% | 186 |
| NIGHT LITE PEDIATRICS WINTER GARDEN | | 144 | 41 | 22% | 185 |
| VIERA MANOR ASSISTED LIVING RESIDENCE | | 178 | 7 | 4% | 185 |
| WATERMARK LAKE POINTE WOODS LLC | | 167 | 18 | 10% | 185 |
| DOS OF NORTH SHORES NURSING & REHAB CENTER | | 185 | | | 185 |
| ADVENT | | 172 | 13 | 7% | 185 |
| GRACE PEDIATRICS | | 155 | 30 | 16% | 185 |
| MORSELIFE MEMORY CARE RESIDENCE | | 176 | 9 | 5% | 185 |
| 220 GOLDEN, LLC | 1 | 168 | 16 | 9% | 185 |
| CITY OF PORT SAINT LUCIE | | 173 | 12 | 6% | 185 |
| GEORGIA DEPARTMENT OF PUBLIC HEALTH | 1 | 5 | 178 | 97% | 184 |
| VI AT BENTLEY VILLAGE HOME CARE | | 183 | 1 | 1% | 184 |
| ST. JAMES BAY HEALTH AND REHABILITATION CENTER | | 183 | 1 | 1% | 184 |
| OAKBROOK HEALTH AND REHABILITATION CENTER | 1 | 169 | 14 | 8% | 184 |
| POMPANO REHABILITATION AND NURSING CTR | | 184 | | | 184 |
| ADVENT HEALTH CENTRA CARE - WESLEY CHAPEL | | 13 | 170 | 93% | 183 |
| CHILDREN MED CARE INC | | 154 | 28 | 15% | 182 |
| BAPTIST HEALTH PRIMARY CARE | 1 | 134 | 47 | 26% | 182 |
| AMA MEDICAL GROUP LLC | | 153 | 29 | 16% | 182 |
| Sunnyside Nursing Home | | 179 | 3 | 2% | 182 |
| The Waterford | | 179 | 2 | 1% | 181 |
| UNIVERSITY OF MIAMI | | 54 | 127 | 70% | 181 |
| CANTERFIELD OF CLAY COUNTY | | 143 | 38 | 21% | 181 |
| SANDY PINES | 2 | 161 | 18 | 10% | 181 |
| NADAL PEDIATRICS - VICTORIA STREET (3385) | | 153 | 28 | 15% | 181 |
| HOSPITAL FOR SPECIAL SURGERY | | 177 | 3 | 2% | 180 |
| GUEST HOUSE OCALA, THE | | 175 | 5 | 3% | 180 |
| TUSCAN GARDENS OF PALM COAST | | 175 | 5 | 3% | 180 |
| PATRIOT MEDICAL LABORATORIES | | 172 | 8 | 4% | 180 |
| ZON BEACHSIDE LLC | | 142 | 37 | 21% | 179 |
| STERLING HOUSE OF PUNTA GORDA | | 178 | 1 | 1% | 179 |
| MEDICAL CONSULTANTS OF FLORIDA LLC | 1 | 145 | 33 | 18% | 179 |
| HOLISTIC PEDIATRICS GROUP LLC | | 157 | 21 | 12% | 178 |
| MARTIN ACQUISITION 1 LLC DBA | | 165 | 13 | 7% | 178 |
| ADVANCED MEDICAL GROUP | | 1 | 176 | 99% | 177 |
| ADVENT HEALTH CENTRA CARE - CARROLLWOOD | | 5 | 172 | 97% | 177 |
| LEESBURG PEDIATRICS | | 159 | 18 | 10% | 177 |
| YOUR FAMILY WALK-IN CLINIC | | 13 | 164 | 93% | 177 |
| ARDEN COURTS OF SEMINOLE | | 136 | 41 | 23% | 177 |
| Heritage Park Rehabilitation & Healthcare | | 159 | 18 | 10% | 177 |
| STATMED OCALA | 2 | 129 | 45 | 26% | 176 |

COVID-19: testing by laboratory

Data through Feb 24, 2021 verified as of Feb 25, 2021 at 09:25 AM

Data in this report are provisional and subject to change.

The numbers in the table below represent the number of Florida and non-Florida residents for whom test results were received by the Department of Health. A person can be tested by more than one laboratory and can have both positive and negative results. **Therefore, the sum of the numbers in each column will be larger than the total number of people tested.**

| Reporting lab | Inconclusive | Negative | Positive | Percent positive | Total |
|---|--------------|----------|----------|------------------|-------|
| BARKLEY PLACE | 1 | 171 | 4 | 2% | 176 |
| DISCOVERY VILLAGE AT NAPLES | | 159 | 17 | 10% | 176 |
| SUNCOAST URGENT CARE | | 131 | 45 | 26% | 176 |
| BROOKDALE ORANGE PARK | | 175 | 1 | 1% | 176 |
| Emory L Bennett State Veterans Nursing Home | | 173 | 3 | 2% | 176 |
| ORLANDO HEALTH EMERGENCY DEPARTMENT | | 163 | 12 | 7% | 175 |
| The Inn at Sarasota Bay Club | | 172 | 2 | 1% | 174 |
| PRIMECARE OF DOTHAN | | 121 | 53 | 30% | 174 |
| ST PETERSBURG PEDIATRICS-EAST BAY | 1 | 144 | 29 | 17% | 174 |
| ASTON GARDENS AT PELICAN MARSH | | 169 | 5 | 3% | 174 |
| ALL SEASONS NAPLES LLC□ | | 167 | 5 | 3% | 172 |
| LAB CORP | 1 | 96 | 75 | 44% | 172 |
| JACKSONVILLE NURSING AND REHAB CENTER | | 166 | 6 | 3% | 172 |
| ROSECASTLE OF CITRUS | | 141 | 30 | 18% | 171 |
| US MEDICAL CARE, INC | | 154 | 17 | 10% | 171 |
| BROOKDALE FORT MYERS THE COLONY | | 167 | 4 | 2% | 171 |
| BAY VUE NURSING AND REHABILITATION CENTER | | 161 | 10 | 6% | 171 |
| GOOD SAMARITAN SOCIETY OF DELAND | | 159 | 11 | 6% | 170 |
| CANTERFIELD OF OCALA, LLC | | 159 | 11 | 6% | 170 |
| ARDEN COURTS OF LARGO FL, LLC | | 150 | 20 | 12% | 170 |
| FLAGLER COUNTY DETENTION CENTER | | 162 | 8 | 5% | 170 |
| ALLSOUTH URGENT CARE | | 6 | 164 | 96% | 170 |
| KENILWORTH CARE & REHABILITATION CENTER | | 159 | 10 | 6% | 169 |
| Life Care Center of Orlando | | 164 | 5 | 3% | 169 |
| QUICK CARE MED LLC | 1 | 121 | 46 | 27% | 168 |
| DAIRY ROAD URGENT CARE | 2 | 71 | 95 | 57% | 168 |
| PANAMA CITY DEVELOPMENTAL CENTER□ | | 168 | | | 168 |
| MIRACLE HILL NURSING & REHABILITATION CENTER INC | | 163 | 5 | 3% | 168 |
| TUSCAN GARDENS OF VENETIA MANAGEMENT COMPANY | | 155 | 13 | 8% | 168 |
| CONCORD LIFE SCIENCES LLC | 1 | 149 | 17 | 10% | 167 |
| RITECARE MEDICAL CENTER | | 107 | 60 | 36% | 167 |
| URGENT CARE OF THE PALM BEACHES, NORTH PALM BEACH | | | 167 | 100% | 167 |
| ADVENT HEALTH CENTRA CARE - TEMPLE TERRACE | 1 | 103 | 63 | 38% | 167 |
| AFTER HOURS PEDIATRICS INC | 1 | 1 | 164 | 99% | 166 |
| FIRST CHOICE PEDIATRICS SEMORAN | | 80 | 86 | 52% | 166 |
| BENDERSON FAMILY SKILLED NURSING AND□ | | 149 | 17 | 10% | 166 |
| THE ARLINGTON OF NAPLES INC. | | 162 | 3 | 2% | 165 |
| SOUTHERN LABORATORY SERVICES OF NWF | | 138 | 27 | 16% | 165 |
| GENE BY GENE | | 61 | 104 | 63% | 165 |
| EXOSOME DIAGNOSTICS | 1 | 146 | 18 | 11% | 165 |
| SOUTH BALDWIN REGIONAL MEDICAL CENTER | | 153 | 11 | 7% | 164 |
| CENTRAL FLORIDA HEALTHCARE GROUP LLC | | 143 | 21 | 13% | 164 |
| NEW YORK CITY DEPARTMENT OF HEALTH & MENTAL | | 131 | 33 | 20% | 164 |
| SUWANNEE VALLEY NURSING CENTER | | 150 | 14 | 9% | 164 |
| OSPREY VILLAGE AT AMELIA ISLAND LTD | | 155 | 9 | 5% | 164 |
| BRADENTON HEALTH CARE | | 163 | | | 163 |
| NORTH FLORIDA INTERNAL MEDICINE PA | | 130 | 33 | 20% | 163 |

COVID-19: testing by laboratory

Data through Feb 24, 2021 verified as of Feb 25, 2021 at 09:25 AM

Data in this report are provisional and subject to change.

The numbers in the table below represent the number of Florida and non-Florida residents for whom test results were received by the Department of Health. A person can be tested by more than one laboratory and can have both positive and negative results. **Therefore, the sum of the numbers in each column will be larger than the total number of people tested.**

| Reporting lab | Inconclusive | Negative | Positive | Percent positive | Total |
|--|--------------|----------|----------|------------------|-------|
| MEADOWCREST FAMILY PHYSICIANS | | 97 | 66 | 40% | 163 |
| TRI COUNTY NURSING HOME | | 162 | 1 | 1% | 163 |
| ADVENTHEALTH EXPRESS CARE AT WESLEY CH | | 147 | 16 | 10% | 163 |
| PRECISION GENETICS, INC | | 157 | 6 | 4% | 163 |
| BEACON AT GULF BREEZE, THE | 2 | 152 | 8 | 5% | 162 |
| WOODBIDGE FACILITY INC | | 156 | 5 | 3% | 161 |
| BRIGHTON EGGERT PHARMACY INC | | 156 | 5 | 3% | 161 |
| SOMERBY LAKE NONA | | 154 | 7 | 4% | 161 |
| IMA MEDICAL GROUP | | 102 | 59 | 37% | 161 |
| CAYUGA MEDICAL CENTER AT ITHACA | | 156 | 5 | 3% | 161 |
| KEYSTONE REHAB | | 160 | | | 160 |
| BROOKDALE PENSACOLA | | 159 | 1 | 1% | 160 |
| GREENBRIAR REHABILITATION AND NURSING CENTER | 1 | 159 | | | 160 |
| HOSPICE OF ST FRANCIS INC | | 154 | 6 | 4% | 160 |
| GLADES HEALTH CARE CENTER | | 157 | 3 | 2% | 160 |
| COLLIER URGENT CARE CENTERS CREEKSIDE | | 148 | 11 | 7% | 159 |
| ARCADIA HEALTH AND REHABILITATION CENTER | | 100 | 59 | 37% | 159 |
| CITRUS HEALTH AND REHAB | | 128 | 31 | 19% | 159 |
| ROSECASTLE OF ZEPHRHILLS | | 156 | 3 | 2% | 159 |
| HAWKINS FAMILY MEDICINE LLC | 1 | 110 | 48 | 30% | 159 |
| PATHWAY PHARMACY | | 126 | 32 | 20% | 158 |
| WUESTHOFF REF LABORATORY | | | 158 | 100% | 158 |
| WORKPLACE SCREENING INTELLIGENCE | | | 158 | 100% | 158 |
| MID FLORIDA PATHOLOGY LLC MOBILE UNIT #4 | | 107 | 51 | 32% | 158 |
| BIOIQ | | 107 | 50 | 32% | 157 |
| HIGHLANDS URGENT CARE | | | 157 | 100% | 157 |
| WESLEY HAVEN VILLA | 1 | 122 | 34 | 22% | 157 |
| TIMBERRIDGE NURSING HOME & REHAB | | 123 | 33 | 21% | 156 |
| BAY EDUCATORS WELLNESS CENTER | | 101 | 55 | 35% | 156 |
| SPRINGS AT LAKE POINTE WOODS | | 154 | 2 | 1% | 156 |
| EDWARD J HEALEY REHAB & NURSING CENTER | | 156 | | | 156 |
| GULF COAST MEDICAL CENTER | | 152 | 4 | 3% | 156 |
| Englewood Healthcare and Rehab | | 141 | 15 | 10% | 156 |
| CSL PLASMA | | 31 | 125 | 80% | 156 |
| PRUITT HEALTH | | 153 | 2 | 1% | 155 |
| COCOA BEACH/ADVENT CENTRA | | 41 | 114 | 74% | 155 |
| DIAMOND RIDGE | | 147 | 7 | 5% | 154 |
| MIAMI VA HEALTHCARE SYSTEM | | | 154 | 100% | 154 |
| MOBILE INFIRMARY MED CENTER PATH LAB | | 139 | 15 | 10% | 154 |
| HUNT CLUB PEDIATRIC ASSOCIATES PA | | 98 | 56 | 36% | 154 |
| FAWCETT MEMORIAL HOSPITAL-LAB | | 39 | 115 | 75% | 154 |
| PALMETTTO FACILITY INC | 1 | 153 | | | 154 |
| HIALEAH SHORES NURSING AND REHAB CENTER | | 145 | 8 | 5% | 153 |
| KINDRED HOSPITAL THE PALM BEACHES | | 148 | 5 | 3% | 153 |
| DOCTORS MEMORIAL FAMILY PRACTICE | 2 | 118 | 33 | 22% | 153 |
| FARAH MEDICAL | | 142 | 10 | 7% | 152 |
| BRADEN RIVER REHABILITATION CENTER LLC | | 152 | | | 152 |

COVID-19: testing by laboratory

Data through Feb 24, 2021 verified as of Feb 25, 2021 at 09:25 AM

Data in this report are provisional and subject to change.

The numbers in the table below represent the number of Florida and non-Florida residents for whom test results were received by the Department of Health. A person can be tested by more than one laboratory and can have both positive and negative results. **Therefore, the sum of the numbers in each column will be larger than the total number of people tested.**

| Reporting lab | Inconclusive | Negative | Positive | Percent positive | Total |
|---|--------------|----------|----------|------------------|-------|
| PEDIATRICS OF GREATER ORLANDO | | 131 | 21 | 14% | 152 |
| ALTAMONTE MD | | | 152 | 100% | 152 |
| STERLING HOUSE OF WINTER HAVEN | | 149 | 3 | 2% | 152 |
| PHYSICIANS REGIONAL MEDICAL CENTER - PINE RIDGE | | 19 | 133 | 88% | 152 |
| COASTAL INTERNAL MEDICINE | | 114 | 37 | 25% | 151 |
| LAKEVIEW TERRACE RETIREMENT COMMUNITY | | 134 | 17 | 11% | 151 |
| The Crossroads | | 149 | 1 | 1% | 150 |
| LABORATORY OF FLORIDA | | 97 | 53 | 35% | 150 |
| POINTE, THE | | 122 | 28 | 19% | 150 |
| FORT WALTON REHABILITATION CENTER | | 112 | 37 | 25% | 149 |
| PRECISION HEALTH RESOURCES, LLC | 1 | 133 | 15 | 10% | 149 |
| MIDWAY PRIMARY CARE, LLC | 11 | 79 | 59 | 40% | 149 |
| MEDICATION ROOMS-CSU/CI NURSE STATION | 1 | 137 | 11 | 7% | 149 |
| PEDIATRIC SPECIALISTS MEDICAL GROUP☐ | 1 | 137 | 11 | 7% | 149 |
| KRYSTAL BAY NURSING AND REHABILITATION | | 144 | 4 | 3% | 148 |
| SUNNY HILLS ALF OF SEBRING INC | | 137 | 11 | 7% | 148 |
| ANCHOR CARE AND REHABILITATION CENTER | | 147 | 1 | 1% | 148 |
| JUPITER MEDICAL CENTER URGENT CARE - STUART | | 108 | 39 | 27% | 147 |
| SEAGRASS VILLAGE FLEMING ISLAND | | 110 | 37 | 25% | 147 |
| GOLD CHOICE SENIOR COMMUNITIES | | 107 | 40 | 27% | 147 |
| SUMMERFIELD EMERGENCY ROOM | | 111 | 36 | 24% | 147 |
| REFUAH HEALTH CENTER LABORATORY | | 140 | 7 | 5% | 147 |
| WRIGHTS HEALTH CARE AND REHABILITATION CENTER | | 116 | 30 | 21% | 146 |
| CORE BIO LABS | | 76 | 70 | 48% | 146 |
| PBC FIREFIGHTER BENEFIT FUND WELLNESS CENTER | | 115 | 31 | 21% | 146 |
| HIGHLANDS LAKE CENTER | | 142 | 4 | 3% | 146 |
| JACKSONVILLE UNIVERSITY | 1 | 134 | 11 | 8% | 146 |
| BROOKDALE CAPE CORAL | | 145 | | | 145 |
| VILLAGE PEDIATRICS LLC | | 120 | 25 | 17% | 145 |
| SIGNATURE HEALTHCARE OF ORANGE PARK | | 142 | 3 | 2% | 145 |
| BARTRAM CROSSING | | 145 | | | 145 |
| PROVIDENCE HOSPITAL LABORATORY | | 137 | 8 | 6% | 145 |
| ARDEN COURTS OF DELRAY BEACH FL LLC | 3 | 133 | 9 | 6% | 145 |
| REGENCY CARE OF BLOUNTSTOWN LLC | | 135 | 10 | 7% | 145 |
| PHYSICIAN PARTNERS PERRY | | 83 | 62 | 43% | 145 |
| NURSING PLUS OF BROWARD LLC | | 130 | 15 | 10% | 145 |
| CARE CENTERS OF NASSAU | | 141 | 3 | 2% | 144 |
| PALM BEACH COUNTY HEALTH DEPT LAB | 4 | 134 | 6 | 4% | 144 |
| CRYSTAL RIVER HEALTH & REHAB | | 144 | | | 144 |
| CHARTER SENIOR LIVING OF PANAMA CITY BEACH | | 123 | 21 | 15% | 144 |
| WALGREENS 6221 | | 127 | 17 | 12% | 144 |
| NCRNC INC | | 140 | 4 | 3% | 144 |
| VIPEDIATRICS PLLC | | 131 | 12 | 8% | 143 |
| DOLPHIN POINTE HEALTH CARE LLC | | 125 | 18 | 13% | 143 |
| MILLENNIUM LAB SERVICES | | | 143 | 100% | 143 |
| JEFFERY WEINZWEIG | | 2 | 141 | 99% | 143 |
| ADVENTHEALTH CENTRA CARE PONCIANA | 1 | 81 | 61 | 43% | 143 |

COVID-19: testing by laboratory

Data through Feb 24, 2021 verified as of Feb 25, 2021 at 09:25 AM

Data in this report are provisional and subject to change.

The numbers in the table below represent the number of Florida and non-Florida residents for whom test results were received by the Department of Health. A person can be tested by more than one laboratory and can have both positive and negative results. **Therefore, the sum of the numbers in each column will be larger than the total number of people tested.**

| Reporting lab | Inconclusive | Negative | Positive | Percent positive | Total |
|--|--------------|----------|----------|------------------|------------|
| Quail Run Health Care Center | | 143 | | | 143 |
| AZALEA TRACE PHYSICIAN SERVICES | | 141 | 1 | 1% | 142 |
| VENICE REGIONAL BAYFRONT HEALTH (PULMONARY) | | 126 | 16 | 11% | 142 |
| NO FLORIDA PEDIATRICS, PA - BRADFORD | | 115 | 27 | 19% | 142 |
| JUPITER MEDICAL CENTER URGENT CENTER | | 110 | 32 | 23% | 142 |
| OAKS OF KISSIMMEE HEALTH AND REHABILITATION CENTER | | 138 | 3 | 2% | 141 |
| FHMG-FLORIDA HOSPITAL MEDICAL GROUP | | 119 | 22 | 16% | 141 |
| UNIVERSITY OF CENTRAL FLORIDA HEALTH SERVICES | | 141 | | | 141 |
| SUNY UPSTATE MEDICAL UNIVERSITY | | 134 | 7 | 5% | 141 |
| PORT ST LUCIE REHABILITATION AND HEALTHCARE | | 98 | 43 | 30% | 141 |
| UNITED CLINICAL LABORATORIES | | 132 | 9 | 6% | 141 |
| CROSSWINDS HEALTH AND REHABILITATION CENTER | 1 | 138 | 2 | 1% | 141 |
| FLORIDA DEPARTMENT OF HEALTH IN TAYLOR COUNTY | 1 | 100 | 40 | 28% | 141 |
| NOVARI CARE LLC | | 97 | 44 | 31% | 141 |
| LABCORP BURLINGTON | | 110 | 31 | 22% | 141 |
| WEDGEWOOD HEALTHCARE CENTER | | 92 | 48 | 34% | 140 |
| MILLENNIUM PHYSICIAN GROUP LLC | | 120 | 20 | 14% | 140 |
| ELLENTON PEDIATRICS PA | | 129 | 11 | 8% | 140 |
| GRAVITY DIAGNOSTICS, LLC | | 36 | 104 | 74% | 140 |
| ALL FLORIDA FAMILY AND SPORTS MEDICINE | | 121 | 19 | 14% | 140 |
| NAVARRE GARDENS LLC | | 115 | 25 | 18% | 140 |
| SONATA COCONUT CREEK | 2 | 114 | 24 | 17% | 140 |
| PALM BEACH COUNTY FIREFIGHTERS HEALTH CLINIC, LLC | | 111 | 28 | 20% | 139 |
| Gulf Coast Healthcare (Longwood Health and Rehab | | 118 | 21 | 15% | 139 |
| JUNO DERMATOLOGY LLC | | 126 | 13 | 9% | 139 |
| FAMILY EXTENDED CARE OF CENTRAL TAMPA | | 121 | 18 | 13% | 139 |
| AMERICAN PATHOLOGY PARTNERS | | 136 | 2 | 1% | 138 |
| Hampton Court Nursing and Rehabilitation Center | | 136 | 2 | 1% | 138 |
| ADVENTHEALTH HOSPICE CARE CENTRAL FLORIDA | | 135 | 3 | 2% | 138 |
| LabCorp L#09258090 M#09258105 | | 74 | 64 | 46% | 138 |
| PPC-LAB EDI ORCHARD BI | | 129 | 8 | 6% | 137 |
| PARTICLE THEORY LABS | | 125 | 12 | 9% | 137 |
| SEAVIEW NURSING AND REHABILITATION CENTER | | 136 | 1 | 1% | 137 |
| MANOR AT BLUEWATER BAY | | 131 | 6 | 4% | 137 |
| Kindred Hospital South Florida Hollywood SNU | | 130 | 7 | 5% | 137 |
| DAYSPRING VILLAGE | | 115 | 22 | 16% | 137 |
| DESOTO PALMS ALF | | 132 | 5 | 4% | 137 |
| ADVENT HEALTH CENTRA CARE - DELAND | | 28 | 109 | 80% | 137 |
| LAKE REGIONAL URGENT CARE | | 9 | 128 | 93% | 137 |
| ADVENT HEALTH CENTRA CARE - CITRUS PARK | | 9 | 128 | 93% | 137 |
| CRANE CENTER | | 105 | 31 | 23% | 136 |
| VILLAGE PLACE NH LLC□ | | 112 | 24 | 18% | 136 |
| SONATA DELRAY BEACH | | 125 | 11 | 8% | 136 |
| CLARE BRIDGE OF CAPE CORAL | 1 | 135 | | | 136 |
| ADVENT HEALTH CENTRA CARE - ORANGE CITY | 1 | 53 | 82 | 60% | 136 |
| LORI MCAULIFFE MD PA | | 115 | 20 | 15% | 135 |
| REGENCY PARK | | 117 | 18 | 13% | 135 |

COVID-19: testing by laboratory

Data through Feb 24, 2021 verified as of Feb 25, 2021 at 09:25 AM

Data in this report are provisional and subject to change.

The numbers in the table below represent the number of Florida and non-Florida residents for whom test results were received by the Department of Health. A person can be tested by more than one laboratory and can have both positive and negative results. **Therefore, the sum of the numbers in each column will be larger than the total number of people tested.**

| Reporting lab | Inconclusive | Negative | Positive | Percent positive | Total |
|--|--------------|----------|----------|------------------|-------|
| LONGWOOD HEALTH AND REHABILITATION CENTER | | 124 | 11 | 8% | 135 |
| JACKSON COUNTY HEALTH DEPARTMENT | | 96 | 39 | 29% | 135 |
| PEDIATRIC CARE CENTER | | 135 | | | 135 |
| QUEENS HOSPITAL CENTER | 1 | 126 | 8 | 6% | 135 |
| IRL MARKET LAB ALACHUA | | 104 | 31 | 23% | 135 |
| TUSCAN ISLE CHAMPIONSGATE OP CO LLC | | 133 | 2 | 1% | 135 |
| MV MEDICAL PRACTICE DBA PRIMARY URGENT CARE | | 127 | 7 | 5% | 134 |
| MED COMP SCIENCES | | 1 | 133 | 99% | 134 |
| DOCTOR'S IN HOUSE LABORATORY | | 18 | 116 | 87% | 134 |
| WHITE WILSON MEDICAL CENTER IMMEDIATE CARE | | 31 | 103 | 77% | 134 |
| NAPHCARE, INC AT MANATEE COUNTY JAIL | | 109 | 25 | 19% | 134 |
| ADVANCED MEDICAL CENTER | | 86 | 48 | 36% | 134 |
| RDV SPORTSPLEX PEDIATRICS | | 113 | 21 | 16% | 134 |
| Nemours Children's Urgent Care | | 80 | 54 | 40% | 134 |
| WEST COAST FAMILY MEDICAL CARE | | 104 | 30 | 22% | 134 |
| VILLA MARIA WEST SKILLED NURSING FACILITY | | 126 | 7 | 5% | 133 |
| DB MD | | 118 | 15 | 11% | 133 |
| STEWARD MEDICAL GROUP | | 34 | 99 | 74% | 133 |
| ST VINCENT'S AMBULATORY CARE INC DBA | 2 | 113 | 18 | 14% | 133 |
| GRAVITY DIAGNOSTICS | | 45 | 87 | 66% | 132 |
| THE REHABILITATION CENTER OF LAKE CITY | | 127 | 5 | 4% | 132 |
| INTEGRATED REGIONAL LABORATORIES | | 119 | 12 | 9% | 131 |
| The Ponce Therapy Care Center | | 127 | 4 | 3% | 131 |
| CITRUS MEMORIAL HOSPITAL | | | 131 | 100% | 131 |
| THE WELLNESS CENTER AT LAKEWOOD RANCH | | 43 | 88 | 67% | 131 |
| CARENOW LAKE MARY | | | 130 | 100% | 130 |
| CENTRACARE | | 17 | 113 | 87% | 130 |
| CARENOW URGENT CARE - LAKE MARY | | | 129 | 100% | 129 |
| BMHSI-AEL MICROBIOLOGY LABORATORY | 2 | 102 | 25 | 19% | 129 |
| STAR CARE | | 111 | 18 | 14% | 129 |
| MAINSTREAM DIAGNOSTIC LABORATORY LLC | | 110 | 19 | 15% | 129 |
| TRI-COUNTY NURSING HOME | | 117 | 12 | 9% | 129 |
| SOUTH CAMPUS FACILITY INC | | 122 | 7 | 5% | 129 |
| VIERA DEL MAR HEALTH AND REHABILITATION CENTER | | 125 | 4 | 3% | 129 |
| FINNISH AMERICAN REST HOME-ALF | | 127 | 2 | 2% | 129 |
| FOUNTAINS OF HOPE LLC, THE | | 127 | 1 | 1% | 128 |
| LIFE CARE CENTER OF ALTAMONTE SPRINGS | | 102 | 26 | 20% | 128 |
| CLEARWATER STATMED QUICK QUALITY CLINICS | | 38 | 90 | 70% | 128 |
| HARBORCHASE OF VERO BEACH | 1 | 111 | 15 | 12% | 127 |
| GESSLER CLINIC PA | | 98 | 29 | 23% | 127 |
| METROPOLITAN HOSPITAL CENTER | | 122 | 5 | 4% | 127 |
| AMERICAN FAMILY MEDICAL LLC | | 88 | 39 | 31% | 127 |
| SHOAL CREEK REHABILITATION CENTER | | 85 | 42 | 33% | 127 |
| WILLOW BROOKE COURT AT AZALEA TRACE | | 126 | 1 | 1% | 127 |
| HILLSBOROUGH COUNTY DEVELOPMENTAL CTR | 1 | 117 | 8 | 6% | 126 |
| PROVISTA DIAGNOSTICS, INC | | 123 | 3 | 2% | 126 |
| AMERICAN HOUSE-BONITA SPRINGS | | 125 | 1 | 1% | 126 |

COVID-19: testing by laboratory

Data through Feb 24, 2021 verified as of Feb 25, 2021 at 09:25 AM

Data in this report are provisional and subject to change.

The numbers in the table below represent the number of Florida and non-Florida residents for whom test results were received by the Department of Health. A person can be tested by more than one laboratory and can have both positive and negative results. **Therefore, the sum of the numbers in each column will be larger than the total number of people tested.**

| Reporting lab | Inconclusive | Negative | Positive | Percent positive | Total |
|---|--------------|----------|----------|------------------|-------|
| DAYSPRING SENIOR LIVING LLC | | 124 | 2 | 2% | 126 |
| ST AUGUSTINE HEALTH & REHAB CENTER | | 125 | 1 | 1% | 126 |
| Lakeside Nursing and Rehabilitation Center | 1 | 100 | 25 | 20% | 126 |
| QUICK CARE MED PL CR | | 80 | 46 | 37% | 126 |
| VENICE REGIONAL MEDICAL CENTER BAYFRONT HEALTH | | 53 | 72 | 58% | 125 |
| ARDEN COURTS OF FORT MYERS | | 122 | 3 | 2% | 125 |
| WINDSOR OF LAKEWOOD RANCH,THE | | 123 | 2 | 2% | 125 |
| TGH URGENT CARE – SEMINOLE | | | 124 | 100% | 124 |
| THE CLUB AND REHABILITATION CENTER | | 123 | 1 | 1% | 124 |
| MANOR CARE OF PALM HARBOR | | 123 | 1 | 1% | 124 |
| ARBOR GLEN AT ARBOR TRACE | 2 | 113 | 9 | 7% | 124 |
| FLORIDA HEALTH CARE PLANS INC | | 1 | 123 | 99% | 124 |
| KINDRED HOSPITAL-BAY AREA-ST PETERSBURG LAB | 1 | 117 | 6 | 5% | 124 |
| ISLAND HEALTH AND REHABILITATION CENTER | | 122 | 1 | 1% | 123 |
| NORTH FL SOUTH GA HCS-MALCOM RANDALL VAMC | | | 123 | 100% | 123 |
| FAWCETT MEMORIAL HOSPITAL LABORATORY | | | 123 | 100% | 123 |
| The Crossings | | 121 | 2 | 2% | 123 |
| IQBAL A FARUQUI MD□ | | 91 | 32 | 26% | 123 |
| THREE OAKS PHARMACY INC | | 109 | 13 | 11% | 122 |
| CLINICA HISPANA | | 1 | 121 | 99% | 122 |
| ADVENT HEALTH CENTRA CARE - BRANDON | | 31 | 91 | 75% | 122 |
| COQUINA CENTER | | 119 | 3 | 2% | 122 |
| ALLCARE MEDICAL CENTERS PC | | 100 | 22 | 18% | 122 |
| PROMPT CARE OF CENTRAL FLORIDA | | | 122 | 100% | 122 |
| FLORIDA DEPARTMENT OF HEALTH IN LAKE COUNTY | 1 | 78 | 42 | 35% | 121 |
| URGENT CARE TCMA | | | 121 | 100% | 121 |
| SEA PINES REHABILITATION HOSPITAL | | 120 | 1 | 1% | 121 |
| HEALTHPOINT MED GRP OF THE EMERALD COAST LLC | | 93 | 28 | 23% | 121 |
| PARKVIEW HEALTH | | 121 | | | 121 |
| MEYER PEDIATRICS | | 107 | 13 | 11% | 120 |
| BROOKDALE JENSEN BEACH□ | | 117 | 3 | 3% | 120 |
| MATHISON RETIREMENT COMMUNITY | | 114 | 5 | 4% | 119 |
| BOSTON RED SOX CLUB LP | | 117 | 2 | 2% | 119 |
| PALMS FACILITY INC | | 104 | 15 | 13% | 119 |
| ISLAND URGENT CARE PLLC DBA AFC URGENT CARE | | 118 | 1 | 1% | 119 |
| SONNIS PEDIATRICS PA | | 107 | 12 | 10% | 119 |
| RESEARCH CENTERS OF AMERICA, LLC | | 97 | 22 | 18% | 119 |
| WILLOWBROOKE COURT AT ST ANDREWS ESTATES | | 114 | 5 | 4% | 119 |
| RDX BIOSCIENCE | | 60 | 58 | 49% | 118 |
| CITRUS MEMORIAL HEALTH SYSTEM LAB | | 2 | 116 | 98% | 118 |
| PSL NAPLES BH OPERATIONS, LLC | | 118 | | | 118 |
| MINUTECLINIC DIAGNOSTIC OF RHODE ISLAND, LLC #729 | | 114 | 4 | 3% | 118 |
| COASTAL HEALTH AND REHAB | | 110 | 8 | 7% | 118 |
| SH HERON EAST LLC□ | | 103 | 15 | 13% | 118 |
| Crystal Health & Rehab Center | | 112 | 6 | 5% | 118 |
| Avante at Melbourne | | 116 | 1 | 1% | 117 |
| CHERRY OAK PALM BEACH COUNTY | | 111 | 6 | 5% | 117 |

COVID-19: testing by laboratory

Data through Feb 24, 2021 verified as of Feb 25, 2021 at 09:25 AM

Data in this report are provisional and subject to change.

The numbers in the table below represent the number of Florida and non-Florida residents for whom test results were received by the Department of Health. A person can be tested by more than one laboratory and can have both positive and negative results. **Therefore, the sum of the numbers in each column will be larger than the total number of people tested.**

| Reporting lab | Inconclusive | Negative | Positive | Percent positive | Total |
|---|--------------|----------|----------|------------------|-------|
| CAREATC CITY OF TAMPA | | 93 | 24 | 21% | 117 |
| NEIGHBORHOOD MEDICAL CENTER | | 112 | 5 | 4% | 117 |
| SPRING HAVEN RETIREMENT | 1 | 116 | | | 117 |
| A PLUS PEDIATRICS | | 101 | 16 | 14% | 117 |
| BELVEDERE COMMONS OF FORT WALTON BEACH | | 106 | 10 | 9% | 116 |
| WINDERMERE MEDICAL CENTER | | 112 | 4 | 3% | 116 |
| HOBDAIR FAMILY HEALTH LLC | | 81 | 35 | 30% | 116 |
| PANAMA PHARMACY | 3 | 96 | 17 | 15% | 116 |
| LEE COUNTY SCHOOL DISTRICT | 1 | 108 | 7 | 6% | 116 |
| BROOKDALE COLONIAL PARK | 2 | 112 | 1 | 1% | 115 |
| TIFFANY HALL NURSING AND REHAB CENTER | | 106 | 9 | 8% | 115 |
| GEORGE SAFRAN MD PC | | 104 | 11 | 10% | 115 |
| EAST NEW YORK DIAGNOSTIC AND TREATMENT | | 109 | 6 | 5% | 115 |
| QUALITY URGENT CARE AND WELLNESS PL | 3 | 81 | 31 | 27% | 115 |
| DIAGNOSTIC LABORATORY OF OKLAHOMA | | 92 | 23 | 20% | 115 |
| WALTON PLACE | | 115 | | | 115 |
| SUNFLOWER SPRINGS ASSISTED LIVING | | 105 | 10 | 9% | 115 |
| ELAN BUENA VISTA | | 97 | 17 | 15% | 114 |
| SACRED HEART HEALTH SYSTEM INC | | 88 | 26 | 23% | 114 |
| BROWARD HEALTH CORAL SPRINGS EPIDEMIOLOGY DEPT | | 1 | 113 | 99% | 114 |
| CABANA AT JENSEN DUNES, THE | | 110 | 4 | 4% | 114 |
| NORTH BEACH REHABILITATION CENTER | | 111 | 2 | 2% | 113 |
| D PEDIATRICS | | 98 | 15 | 13% | 113 |
| ADVENTHEALTH MEDICAL GROUP FAMILY MEDICINE AT | | 88 | 25 | 22% | 113 |
| WILLISTON PEDIATRICS PA | | 91 | 22 | 19% | 113 |
| TREASURE COAST MEDICAL ASSOCIATES | | 4 | 109 | 96% | 113 |
| MCW MENTAL HEALTH LLC | | 111 | 2 | 2% | 113 |
| JPR URGENT MEDICAL CARE | | 111 | 2 | 2% | 113 |
| Courtyards of Orlando Care Center | | 101 | 12 | 11% | 113 |
| Sandy Ridge Center for Rehabilitation and Healing | | 91 | 21 | 19% | 112 |
| ALLIED HEALTH FORT PIERCE | | 112 | | | 112 |
| RIVERSIDE RECOVERY OF TAMPA | | 111 | 1 | 1% | 112 |
| NADAL PEDIATRICS | | 86 | 26 | 23% | 112 |
| ARIZONA DEPARTMENT OF HEALTH SERVICES | | 5 | 106 | 95% | 111 |
| JEFFERSON COUNTY HEALTH DEPARTMENT-MONTICELLO | | 80 | 31 | 28% | 111 |
| CLEVELAND CLINIC FOUNDATION | | 12 | 99 | 89% | 111 |
| ARBOR TERRACE ORTEGA LLC | 2 | 107 | 2 | 2% | 111 |
| PHYSICIANS REGIONAL CLINIC | | 82 | 29 | 26% | 111 |
| PROFESSIONAL URGENT CARE SERVICES | | 80 | 31 | 28% | 111 |
| WESTWOOD NURSING & REHAB | | 77 | 34 | 31% | 111 |
| MACKOUL PEDIATRICS FORT MYERS | | 95 | 16 | 14% | 111 |
| MONTEFIORE MEDICAL CENTER LABORATORIES - MOSES | | 100 | 10 | 9% | 110 |
| CLERMONT URGENT CARE | | | 110 | 100% | 110 |
| THE COURTYARD ASSISTED LIVING | | 106 | 4 | 4% | 110 |
| BENTON HOUSE AT OAKLEAF | | 80 | 30 | 27% | 110 |
| GULFCOAST PEDIATRICS | | 102 | 8 | 7% | 110 |
| VITAS HEALTHCARE CORPORATION OF FLORIDA | | 107 | 3 | 3% | 110 |

COVID-19: testing by laboratory

Data through Feb 24, 2021 verified as of Feb 25, 2021 at 09:25 AM

Data in this report are provisional and subject to change.

The numbers in the table below represent the number of Florida and non-Florida residents for whom test results were received by the Department of Health. A person can be tested by more than one laboratory and can have both positive and negative results. **Therefore, the sum of the numbers in each column will be larger than the total number of people tested.**

| Reporting lab | Inconclusive | Negative | Positive | Percent positive | Total |
|--|--------------|----------|----------|------------------|-------|
| LAKE HOUSE ASSISTED LIVING | | 93 | 17 | 15% | 110 |
| TRADITION MEDICAL CENTER LABORATORY | | 48 | 62 | 56% | 110 |
| PINELLAS COUNTY JAIL | | | 109 | 100% | 109 |
| CCS - PAUL REIN DETENTION FACILITY | | 81 | 28 | 26% | 109 |
| MEASE COUNTRYSIDE HOSPITAL | | 1 | 108 | 99% | 109 |
| SMILEY MEDICAL GROUP | | 80 | 29 | 27% | 109 |
| MG PORT CHARLOTTE II SUBTENANT LLC | | 98 | 11 | 10% | 109 |
| TGH URGENT CARE - TYRONE | | 2 | 107 | 98% | 109 |
| RITE MEDICAL CARE PC | | 108 | 1 | 1% | 109 |
| SUMMIT MEDICAL GROUP | | 99 | 9 | 8% | 108 |
| WALGREENS 4915 | | 97 | 11 | 10% | 108 |
| EMBRY RIDDLE AERONAUTICAL UNIVERSITY HEALTH SERVICES | | 1 | 107 | 99% | 108 |
| UNIVERSITY MEDICAL CENTER SUITES | | 95 | 13 | 12% | 108 |
| Mt Sinai Aventura | | | 108 | 100% | 108 |
| EVANS HEALTH CARE | | 106 | 2 | 2% | 108 |
| BAY VIEW HEALTHCARE | | 85 | 22 | 21% | 107 |
| L&S SENIOR CARE DBA ARCADIA OAKS | 4 | 102 | 1 | 1% | 107 |
| PINELLAS CARE CENTER | | 78 | 29 | 27% | 107 |
| NAVY HOSPITAL | | | 107 | 100% | 107 |
| KINDRED HOSPITAL MELBOURNE | 1 | 102 | 4 | 4% | 107 |
| GRAND OAKS HEALTH & REHABILITATION | | 106 | 1 | 1% | 107 |
| MD 365 MEDICAL CARE | | 106 | 1 | 1% | 107 |
| SOLARIS SENIOR LIVING OF MERRITT ISLAND | | 102 | 4 | 4% | 106 |
| ADVENT HEALTH - PALM HARBOR ER | | 79 | 27 | 25% | 106 |
| ELMCROFT OF BELLA VITA | | 98 | 8 | 8% | 106 |
| BIODESIX, INC. | | 79 | 27 | 25% | 106 |
| NORTH FLORIDA EVALUATION AND TREATMENT CENTER | 2 | 99 | 5 | 5% | 106 |
| HEART OF FLORIDA REGIONAL MED CTR | | 35 | 71 | 67% | 106 |
| MINUTECLINIC LLC #4987 | | 92 | 14 | 13% | 106 |
| MEDICAL CONSULTANTS OF FLORIDA DBA | 1 | 90 | 14 | 13% | 105 |
| PICH KTM CORP DBA MEDTOWN PHARMACY | | 89 | 16 | 15% | 105 |
| SUNLIFE PHARMACY | | 99 | 6 | 6% | 105 |
| GRANDE, THE | 2 | 98 | 4 | 4% | 104 |
| UNIVERSITY HEALTH SYSTEM INC | | 94 | 10 | 10% | 104 |
| VISTA MANOR | | 92 | 12 | 12% | 104 |
| EAST RIDGE RETIREMENT VILLAGE INC | | 104 | | | 104 |
| HIGHLANDS MEDICAL CENTER | | 100 | 3 | 3% | 103 |
| North Lake Care Center | | 102 | 1 | 1% | 103 |
| SOUTH BALDWIN MEDICAL CENTER GULF SHORES | | 82 | 21 | 20% | 103 |
| HOSPICE OF THE TREASURE COAST | | 100 | 3 | 3% | 103 |
| LIFE BRITE | | 87 | 16 | 16% | 103 |
| OAKHURST CENTER | | 96 | 7 | 7% | 103 |
| PREDICTIVE LABORATORIES, INC | 1 | 90 | 12 | 12% | 103 |
| PEDIATRIC ASSOCIATES AT ARGYLE PA | | 96 | 6 | 6% | 102 |
| LATE HOURS URGENT CARE | | 58 | 44 | 43% | 102 |
| KINDRED HOSPITAL SOUTH FLORIDA | | 100 | 2 | 2% | 102 |
| FLAGLER COLLEGE HEALTH SERVICES | | 74 | 28 | 27% | 102 |

COVID-19: testing by laboratory

Data through Feb 24, 2021 verified as of Feb 25, 2021 at 09:25 AM

Data in this report are provisional and subject to change.

The numbers in the table below represent the number of Florida and non-Florida residents for whom test results were received by the Department of Health. A person can be tested by more than one laboratory and can have both positive and negative results. **Therefore, the sum of the numbers in each column will be larger than the total number of people tested.**

| Reporting lab | Inconclusive | Negative | Positive | Percent positive | Total |
|--|--------------|----------|----------|------------------|-------|
| MAGNOLIA MEDICAL CLINIC | | 11 | 91 | 89% | 102 |
| AMERICAN HOUSE COCONUT POINT | | 89 | 13 | 13% | 102 |
| ALL MY KIDS PEDIATRICS INC | | 75 | 27 | 26% | 102 |
| WELLNOW URGENT CARE PC | | 102 | | | 102 |
| BROOKDALE VERO BEACH SOUTH AL | | 101 | | | 101 |
| FAMILY MEDICAL CARE OF PALM BEACH | | 41 | 60 | 59% | 101 |
| HOSPICE OF THE EMERALD COAST INC - PANAMA CITY | 2 | 92 | 7 | 7% | 101 |
| DIATHERIX LABORATORIES | | 60 | 41 | 41% | 101 |
| ROHR HOME | | 98 | 3 | 3% | 101 |
| CLEAR MOLECULAR | 2 | 97 | 2 | 2% | 101 |
| APLS SERVICES LLC D/B/A CLEAR DIAGNOSTICS | 10 | 91 | | | 101 |
| KINDRED HOSPITAL - SOUTH FLORIDA | | 97 | 3 | 3% | 100 |
| Consulate Health Care of Port Charlotte | | 98 | 2 | 2% | 100 |
| MY CLINICAL LAB INC | | 17 | 83 | 83% | 100 |
| DOUGLAS T JACOBSON STATE VETERANS HOME | | 100 | | | 100 |
| Centre Pointe Health and Rehabilitation Center | | 89 | 11 | 11% | 100 |
| WHITE PLAINS HOSPITAL CENTER LAB | | 95 | 4 | 4% | 99 |
| EMERALD COAST CENTER | | 96 | 3 | 3% | 99 |
| VIERA HOSPITAL | | | 99 | 100% | 99 |
| CENTRAL FLORIDA HEALTH CARE | | 47 | 52 | 53% | 99 |
| GLOBAL CENTRAL LABS AT PPD | 2 | 88 | 9 | 9% | 99 |
| FHMG LAKE MARY PEDS | | 85 | 14 | 14% | 99 |
| SUMMIT MEDICAL GROUP PA | | 88 | 10 | 10% | 98 |
| CHARLES CROFT MD | 1 | 96 | 1 | 1% | 98 |
| ST MARK ASSISTED LIVING CENTER | 1 | 85 | 12 | 12% | 98 |
| VILLAS OF HOLLY BROOK - BRADENTON 14TH | | 98 | | | 98 |
| ISLAND DOCTORS | | 12 | 86 | 88% | 98 |
| SANIBEL INTERNAL MEDICINE, LLC | | 95 | 3 | 3% | 98 |
| URINEGOODHANDS LLC | | 96 | 2 | 2% | 98 |
| WESTCHESTER MEDICAL CENTER | | 95 | 3 | 3% | 98 |
| FLORIDA COMMUNITY HEALTH CENTERS INC | | | 98 | 100% | 98 |
| FLORIDA MEDICAL CLINIC LLC | | 55 | 43 | 44% | 98 |
| SEMINOLE SPORTS AND FAMILY MEDICINE | | 87 | 11 | 11% | 98 |
| PLAZA OF HALLANDALE BEACH | | 98 | | | 98 |
| SEMINOLE COUNTY HEALTH DEPARTMENT | | 79 | 19 | 19% | 98 |
| Cross Landings Health and Rehabilitation | | 97 | 1 | 1% | 98 |
| FIRSTCARE CLINIC | | 43 | 55 | 56% | 98 |
| LANDMARK, THE | | 48 | 50 | 51% | 98 |
| HEALTH CENTERS AT BRENTWOOD | | 96 | 1 | 1% | 97 |
| PRIME HEALTH OF NORTH PORT LLC | | 86 | 11 | 11% | 97 |
| WILTON MANORS HEALTH & REHABILITATION CENTER | | 88 | 9 | 9% | 97 |
| A2Z DIAGNOSTICS | | 96 | 1 | 1% | 97 |
| ARBOR TRAIL | | 77 | 20 | 21% | 97 |
| J FRANK AVEY MD | | 77 | 20 | 21% | 97 |
| MACADAMS HOME HEALTH AGENCY | | 96 | 1 | 1% | 97 |
| RIDGEWOOD DIAGNOSTIC LABORATORY | | 92 | 5 | 5% | 97 |
| CCS - BROWARD COUNTY JAIL | | 90 | 6 | 6% | 96 |

COVID-19: testing by laboratory

Data through Feb 24, 2021 verified as of Feb 25, 2021 at 09:25 AM

Data in this report are provisional and subject to change.

The numbers in the table below represent the number of Florida and non-Florida residents for whom test results were received by the Department of Health. A person can be tested by more than one laboratory and can have both positive and negative results. **Therefore, the sum of the numbers in each column will be larger than the total number of people tested.**

| Reporting lab | Inconclusive | Negative | Positive | Percent positive | Total |
|--|--------------|----------|----------|------------------|-------|
| PEDIATRIC CARE CENTER- JACKSONVILLE BEACH | | 67 | 29 | 30% | 96 |
| CAREMOUNT MEDICAL - PATHOLOGY | | 92 | 4 | 4% | 96 |
| ST PETERSBURG PEDIATRICS-MLK JUNIOR BLVD | | 88 | 8 | 8% | 96 |
| BAYSHORE MEMORY CARE☐ | | 96 | | | 96 |
| HEARTLAND PHARMACY LAKE PLACID, INC | | 71 | 25 | 26% | 96 |
| PEDIATRIC ASSOCIATES ORLANDO | | 82 | 14 | 15% | 96 |
| MARKET STREET VIERA | | 95 | 1 | 1% | 96 |
| THE TERRACE OF KISSIMMEE | | 80 | 15 | 16% | 95 |
| SIGNATURE HEALTHCARE OF PORT CHARLOTTE | | 88 | 7 | 7% | 95 |
| 325TH MEDICAL GROUP | | 83 | 12 | 13% | 95 |
| CROSS CITY REHABILITATION AND HEALTH CARE CENTER | | 72 | 23 | 24% | 95 |
| PruittHealth Fleming Island | | 83 | 12 | 13% | 95 |
| DEVANSH LAB WERKS INC | | 79 | 16 | 17% | 95 |
| ALTERNATIVE LIVING, INC DBA TWIN CITIES PAVILION | | 93 | 2 | 2% | 95 |
| SUNSHINE GARDENS | | 93 | 1 | 1% | 94 |
| DIAGNOSTIC SOLUTIONS | | 3 | 91 | 97% | 94 |
| ORLANDO LUTHERAN TOWERS ASSISTED LIVING | | 94 | | | 94 |
| CONSULATE HEALTH CARE OF SARASOTA☐ | 1 | 93 | | | 94 |
| KINDRED HOSPITAL NORTH FLORIDA | 3 | 86 | 5 | 5% | 94 |
| MIAMI BEACH COMMUNITY HEALTH CENTER | | 1 | 93 | 99% | 94 |
| HURLBURT FIELD CLINIC | | 39 | 54 | 58% | 93 |
| EC OPCO CARROLLWOOD LLC | | 87 | 6 | 6% | 93 |
| HAZELDEN FLORIDA | 1 | 89 | 3 | 3% | 93 |
| KALEIDA HEALTH CENTER FOR LABORATORY | | 87 | 6 | 6% | 93 |
| PENNSYLVANIA DEPT OF HEALTH | | 21 | 72 | 77% | 93 |
| Golfview Healthcare Center | | 90 | 3 | 3% | 93 |
| ADVENTHEALTH MEDICAL GROUP PRIMARY CARE | | 89 | 4 | 4% | 93 |
| LECONTE MEDICAL CENTER LAB | | 73 | 19 | 21% | 92 |
| SEVEN HILLS HEALTH AND REHABILITATION CENTER | | 76 | 16 | 17% | 92 |
| HARBORCHASE OF NAPLES | | 79 | 13 | 14% | 92 |
| KORGENE LAB | 1 | 23 | 68 | 74% | 92 |
| MINNESOTA TWINS | | 87 | 5 | 5% | 92 |
| LAKELAND REGIONAL HEALTH LAKE MIRIAM | | 50 | 42 | 46% | 92 |
| SEMINOLE TRIBE OF FLORIDA | | 72 | 20 | 22% | 92 |
| ARBOR TERRACE SAN JOSE LLC | 3 | 87 | 2 | 2% | 92 |
| ADVENT HEALTH CENTRA CARE - WATERMAN | | 79 | 13 | 14% | 92 |
| HERON CLUB AT PRESTANCIA | | 89 | 2 | 2% | 91 |
| TUSCAN ISLE OPERATING COMPANY LLC DBA | | 88 | 3 | 3% | 91 |
| PANCARE HEALTH GULF COUNTY | | 65 | 26 | 29% | 91 |
| BAHIA OAKS LODGE | | 85 | 6 | 7% | 91 |
| ESCAMBIA COUNTY JAIL | 1 | 64 | 26 | 29% | 91 |
| Peninsula Care and Rehab | | 79 | 12 | 13% | 91 |
| OPPENHEIMER PLASTIC SURGERY LLC | | 86 | 5 | 5% | 91 |
| PALMS EDGE | 1 | 83 | 6 | 7% | 90 |
| KEYS MEDICAL GROUP | | | 90 | 100% | 90 |
| QPS, LLC | | 87 | 3 | 3% | 90 |
| JOHN KNOX VILLAGE OF FLORIDA ALF | 1 | 85 | 4 | 4% | 90 |

COVID-19: testing by laboratory

Data through Feb 24, 2021 verified as of Feb 25, 2021 at 09:25 AM

Data in this report are provisional and subject to change.

The numbers in the table below represent the number of Florida and non-Florida residents for whom test results were received by the Department of Health. A person can be tested by more than one laboratory and can have both positive and negative results. **Therefore, the sum of the numbers in each column will be larger than the total number of people tested.**

| Reporting lab | Inconclusive | Negative | Positive | Percent positive | Total |
|--|--------------|----------|----------|------------------|-------|
| MAGNOLIA DIAGNOSTIC | | 2 | 88 | 98% | 90 |
| SURFSIDE URGENT CARE | | 72 | 17 | 19% | 89 |
| CVS | | 21 | 68 | 76% | 89 |
| LABCORP RTP | | 34 | 55 | 62% | 89 |
| FREEDOM INN AT TARPON SPRINGS | | 82 | 7 | 8% | 89 |
| HEARTLAND HEALTHCARE AND REHAB CENTER | | 67 | 22 | 25% | 89 |
| PREMIER MEDICAL CENTER LLC | | 89 | | | 89 |
| F&T MEDICAL RESEARCH, INC | | 89 | | | 89 |
| ESCAMBIA COUNTY JAIL DETENTION DIVISION | | 86 | 3 | 3% | 89 |
| VITAS HEALTHCARE | | 79 | 10 | 11% | 89 |
| NORTH FLORIDA SPINE AND WELLNESS | | 69 | 20 | 22% | 89 |
| STUART LODGE LIVING LLC | | 66 | 23 | 26% | 89 |
| SENIOR LIVING VII TAMPA LLC | 1 | 78 | 9 | 10% | 88 |
| NSPIRE HEALTHCARE TAMARAC | | 80 | 8 | 9% | 88 |
| GOVERNOR'S CREEK HEALTH & REHABILITATION | | 87 | 1 | 1% | 88 |
| ATRIUM AT LIBERTY PARK | | 84 | 4 | 5% | 88 |
| East Bay Rehabilitation Center | | 54 | 34 | 39% | 88 |
| AVERO DIAGNOSTICS | | 64 | 24 | 27% | 88 |
| LAKE GIBSON VILLAGE, LLC | | 85 | 3 | 3% | 88 |
| BRANDON HEALTH AND REHABILITATION CENTER | 1 | 85 | 1 | 1% | 87 |
| DELAND WELLNESS CENTER | | | 87 | 100% | 87 |
| PEDIATRICS IN BREVARD PA- ROCKLEDGE | | 54 | 33 | 38% | 87 |
| ST PETERSBURG PEDIATRICS-SEMINOLE | | 74 | 13 | 15% | 87 |
| CENTURY CENTER FOR REHABILITATION & HEALING | | 69 | 18 | 21% | 87 |
| PACIFIC ANALYTICS | | | 87 | 100% | 87 |
| HOSPICE OF MARTIN & ST LUCIE, INC | | 84 | 3 | 3% | 87 |
| MINUTECLINIC DIAGNOSTIC OF SOUTH CAROLINA, LLC | | 70 | 16 | 19% | 86 |
| CALADIUM PEDIATRICS | | 78 | 8 | 9% | 86 |
| PENSACOLA DEVELOPMENTAL CENTER | | 67 | 19 | 22% | 86 |
| EMERALD COAST PEDIATRICS & ADOL | | 76 | 10 | 12% | 86 |
| NORTH SHORE MEDICAL LABS | 1 | 78 | 7 | 8% | 86 |
| SOUTH GEORGIA MEDICAL CENTER | | 48 | 38 | 44% | 86 |
| DISCOVERY VILLAGE AT THE FORUM | | 86 | | | 86 |
| HAWTHORN HOUSE | | 71 | 14 | 16% | 85 |
| W. FRANK WELLS NURSING HOME | | 84 | 1 | 1% | 85 |
| ATMORE COMMUNITY HOSPITAL LABORATORY | | 62 | 23 | 27% | 85 |
| ADVANCED EMURGENT CARE | | 27 | 58 | 68% | 85 |
| MIAMI SHORES NURSING & REHAB | | 85 | | | 85 |
| WALGREENS #12673 | | 82 | 3 | 4% | 85 |
| LIFE CARE CENTER OF JACKSONVILLE | | 64 | 21 | 25% | 85 |
| ERIE COUNTY MEDICAL CTR CLINICAL LABS | | 81 | 4 | 5% | 85 |
| BAPTIST MEDICAL CENTER SOUTH | | 69 | 16 | 19% | 85 |
| AVANTE AT OCALA INC | | 55 | 30 | 35% | 85 |
| Winter Garden Rehab and Nursing Facility | | 73 | 11 | 13% | 84 |
| ARDEN COURTS OF LELY PALMS | | 82 | 2 | 2% | 84 |
| NITE LITE PEDIATRICS - JACKSONVILLE | | 76 | 8 | 10% | 84 |
| MICRO PATH LABORATORIES INC | | 82 | 2 | 2% | 84 |

COVID-19: testing by laboratory

Data through Feb 24, 2021 verified as of Feb 25, 2021 at 09:25 AM

Data in this report are provisional and subject to change.

The numbers in the table below represent the number of Florida and non-Florida residents for whom test results were received by the Department of Health. A person can be tested by more than one laboratory and can have both positive and negative results. **Therefore, the sum of the numbers in each column will be larger than the total number of people tested.**

| Reporting lab | Inconclusive | Negative | Positive | Percent positive | Total |
|---|--------------|----------|----------|------------------|-------|
| STONY BROOK UNIVERSITY MEDICAL CENTER | | 70 | 14 | 17% | 84 |
| SUPERIOR RESIDENCES OF LECANTO | | 69 | 15 | 18% | 84 |
| PINES OF SARASOTA GARDEN | | 84 | | | 84 |
| ARBOR OAKS AT TYRONE | 8 | 73 | 3 | 4% | 84 |
| CLYDE E LASSEN STATE VETERANS NURSING HOME | | 59 | 25 | 30% | 84 |
| LEE MEMORIAL HEALTH SYSTEM HEALTH FAIR | | 78 | 5 | 6% | 83 |
| GRAND OAKS OF JENSEN BEACH LLC | | 82 | 1 | 1% | 83 |
| EPWORTH VILLAGE RETIREMENT COMMUNITY | | 83 | | | 83 |
| LABFIRST - DEPARTMENT OF PATHOLOGY | | 79 | 4 | 5% | 83 |
| LABCORP EMPLOYER SERVICES | | 82 | 1 | 1% | 83 |
| LAFAYETTE NURSING AND REHABILITATION CENTER | | 81 | 2 | 2% | 83 |
| ST JOSEPH'S HOSPITAL LABORATORY | | | 83 | 100% | 83 |
| CANOPY ON BERRYHILL, THE | | 51 | 32 | 39% | 83 |
| Baldwin Pediatrix | | 73 | 10 | 12% | 83 |
| EAST ALABAMA MEDICAL CENTER LABORATORY | | 70 | 12 | 15% | 82 |
| LAB | | 29 | 53 | 65% | 82 |
| Lexington Health and Rehabilitation Center | | 82 | | | 82 |
| WINDSOR OAKS | | 81 | 1 | 1% | 82 |
| MINUTECLINIC DIAGNOSTIC | | 76 | 6 | 7% | 82 |
| A COUNTRY PLACE ASSISTED LIVING FACILITY | | 80 | 2 | 2% | 82 |
| FLORIDA STATE HOSPITAL CLINICAL LABORATORY | | 82 | | | 82 |
| PORT CHARLOTTE REHABILITATION CENTER | | 69 | 13 | 16% | 82 |
| THE PAVILION FOR HEALTH CARE | | 72 | 10 | 12% | 82 |
| MEMORY CARE OF NAPLES | | 81 | | | 81 |
| MOOSEHAVEN LIFE CARE CENTER | | 81 | | | 81 |
| HUNTSVILLE HOSPITAL LABORATORY | | 56 | 25 | 31% | 81 |
| BRILLIANCE ASSISTED LIVING | | 64 | 17 | 21% | 81 |
| CARE RESOURCE COMMUNITY HEALTH CENTERS INC | | 79 | 2 | 2% | 81 |
| CARE CENTERS OF NASSAU, LLC - HENDRICKS RD | | 81 | | | 81 |
| BIO-TECH CLINICAL LABORATORIES | | 41 | 40 | 49% | 81 |
| BAY REGIONAL URGENT CARE | 1 | 47 | 33 | 41% | 81 |
| CHURCH OF SCIENTOLOGY FLAG SERVICE ORGANIZATION | | 79 | 2 | 2% | 81 |
| GIBBENS FAMILY MEDICAL, LLC | | 62 | 18 | 23% | 80 |
| TURNING POINT OF TAMPA | | 74 | 6 | 8% | 80 |
| NEW SMYRNA BEACH URGENT CARE | | | 80 | 100% | 80 |
| ASHRAF MEDICAL GROUP PLLC DBA PULSE MD | | 77 | 3 | 4% | 80 |
| CATHOLIC HEALTH SYSTEM DEPT LABORATORY | | 78 | 2 | 3% | 80 |
| CBS LABS OF TAMPA LLC | | 3 | 76 | 96% | 79 |
| BAYCARE HEALTH SYSTEMS | | 2 | 77 | 97% | 79 |
| SONATA WEST | | 77 | 2 | 3% | 79 |
| UNIVERSTIY CENTER MEDICAL LLC DBA | 1 | 74 | 4 | 5% | 79 |
| EDGEWATER AT WATERMAN VILLAGE | | 78 | 1 | 1% | 79 |
| BALMORAL TENANT SERVICES INC | 1 | 43 | 35 | 44% | 79 |
| ACE BIOMEDICAL LABS LLC | | 66 | 13 | 16% | 79 |
| LONG TERM CARE OF JAY, LLC | | 58 | 21 | 27% | 79 |
| PLYMOUTH HOME FOR ADULTS, INC. | 8 | 70 | 1 | 1% | 79 |
| VETERANS AFFAIRS MEDICAL CENTER - PALO ALTO | | 28 | 51 | 65% | 79 |

COVID-19: testing by laboratory

Data through Feb 24, 2021 verified as of Feb 25, 2021 at 09:25 AM

Data in this report are provisional and subject to change.

The numbers in the table below represent the number of Florida and non-Florida residents for whom test results were received by the Department of Health. A person can be tested by more than one laboratory and can have both positive and negative results. **Therefore, the sum of the numbers in each column will be larger than the total number of people tested.**

| Reporting lab | Inconclusive | Negative | Positive | Percent positive | Total |
|---|--------------|----------|----------|------------------|-------|
| MD 365 MEDICAL CARE PLLC | | 78 | | | 78 |
| BONITA PHARMACY | | 73 | 5 | 6% | 78 |
| CHAMBREL AT ISLAND LAKE | | 75 | 3 | 4% | 78 |
| Madison Health and Rehabilitation Center | | 42 | 36 | 46% | 78 |
| LAKE MORTON PLAZA□ | | 75 | 3 | 4% | 78 |
| DEBARY HEALTH AND REHABILITATION CENTER | | 75 | 2 | 3% | 77 |
| TRUE NORTH HEALTH NAVIGATION LLC DBA DISPATCHHEALTH | 1 | 60 | 16 | 21% | 77 |
| ORANGE CITY NURSING AND REHAB | | 75 | 2 | 3% | 77 |
| PARK OF THE PALMS INC | | 77 | | | 77 |
| HEALTH FIRST - PALM BAY HOSPITAL | | 2 | 75 | 97% | 77 |
| BEACHES PEDIATRICS PA | | 72 | 5 | 6% | 77 |
| FLORIDA DEPARTMENT OF HEALTH IN WALTON COUNTY | | 63 | 13 | 17% | 76 |
| NORTH PORT REHABILITATION AND NURSING CENTER□ | | 75 | 1 | 1% | 76 |
| CORNERSTONE MEDICAL CARE OF BRANDON PL | | 63 | 13 | 17% | 76 |
| S-H THIRTY-FIVE OPCO- PORT ST LUCIE, LLC | 1 | 75 | | | 76 |
| WALGREENS 9627 | | 70 | 6 | 8% | 76 |
| ROSECASTLE AT DELANEY CREEK | | 75 | 1 | 1% | 76 |
| CLINICAL PATHOLOGY ASSOCIATES-SONIC REFERENCE LAB | | 76 | | | 76 |
| WINDSOR REFLECTIONS | | 75 | 1 | 1% | 76 |
| EXPERTUS LABORATORIES INC | | 24 | 52 | 68% | 76 |
| DYNAMIC MEDICAL USA | | | 76 | 100% | 76 |
| EMERALD COAST BEHAVIORAL HOSPITAL | | 70 | 6 | 8% | 76 |
| CENTRAL BALDWIN IMMEDIATE CARE & FAMILY PRACTICE | | 58 | 18 | 24% | 76 |
| BAY PINES MEDICAL ASSOCIATES | | 1 | 75 | 99% | 76 |
| MOBILE PHYSICIAN SERVICES INC | | 68 | 8 | 11% | 76 |
| FLORIDA PEDIATRIC GROUP | | 27 | 48 | 64% | 75 |
| AU HEALTH | | 61 | 14 | 19% | 75 |
| CAN COMMUNITY HEALTH | | 74 | 1 | 1% | 75 |
| BOND CLINIC PA | | 43 | 32 | 43% | 75 |
| PROMEDICA LABORATORIES | | 21 | 54 | 72% | 75 |
| ADVENTHEALTH EXPRESSCARE | | 45 | 30 | 40% | 75 |
| LAKE HOWELL FAMILY MEDICINE ASSOCIATES | | 63 | 11 | 15% | 74 |
| BROWARD HEALTH MEDICAL CENTER | | 3 | 71 | 96% | 74 |
| LENOX HILL HOSPITAL | | 68 | 6 | 8% | 74 |
| NOAH CLINICAL LABORATORY | | 63 | 11 | 15% | 74 |
| HUNTINGTON HOSPITAL LABORATORY | | 71 | 3 | 4% | 74 |
| ST VINCENT'S BIRMINGHAM | | 68 | 6 | 8% | 74 |
| BROOKDALE OVIEDO | | 72 | 2 | 3% | 74 |
| SIMED LABORATORY | | 57 | 16 | 22% | 73 |
| SCOTT LAKE HEALTH AND REHABILITATION CENTER | | 71 | 2 | 3% | 73 |
| CONSULATE HEALTH CARE - LAKE MARY | | 72 | 1 | 1% | 73 |
| BROWARD HEALTH MEDICAL CENTER CLINICAL LAB | | | 73 | 100% | 73 |
| BLISS HEALTHCARE SERVICES | 1 | 50 | 22 | 30% | 73 |
| LAB PLUS, LLC AT SAINT THOMAS WEST HOSPITAL | | 59 | 14 | 19% | 73 |
| BIOREFERENCE LABORATORIES | | 9 | 64 | 88% | 73 |
| WATERCREST ST LUCIE WEST | 1 | 69 | 3 | 4% | 73 |
| HAVEN OF OUR LADY OF PEACE | | 72 | | | 72 |

COVID-19: testing by laboratory

Data through Feb 24, 2021 verified as of Feb 25, 2021 at 09:25 AM

Data in this report are provisional and subject to change.

The numbers in the table below represent the number of Florida and non-Florida residents for whom test results were received by the Department of Health. A person can be tested by more than one laboratory and can have both positive and negative results. **Therefore, the sum of the numbers in each column will be larger than the total number of people tested.**

| Reporting lab | Inconclusive | Negative | Positive | Percent positive | Total |
|---|--------------|----------|----------|------------------|-------|
| MINUTECLINIC DIAGNOSTIC OF NORTH CARO | | 64 | 8 | 11% | 72 |
| CRAIG BERGER MD PL D/B/A BAY AREA EYE INSTITUTE | | 72 | | | 72 |
| ALTAMONTE PEDIATRIC ASSOCIATES | | 31 | 41 | 57% | 72 |
| MENORAH HOUSE | | 71 | 1 | 1% | 72 |
| HOLMES COUNTY HEALTH DEPARTMENT | 1 | 57 | 13 | 18% | 71 |
| ADVANCED LAB | | 67 | 4 | 6% | 71 |
| QUALITY URGENT CARE AND WELLNESS | | 40 | 31 | 44% | 71 |
| MINUTECLINIC DIAGNOSTIC OF TEXAS, LLC | | 64 | 7 | 10% | 71 |
| NORTH FLORIDA PEDIATRICS | | 57 | 14 | 20% | 71 |
| AMMON LABS | | 61 | 10 | 14% | 71 |
| PANIRA HEALTHCARE CLINIC | | 2 | 69 | 97% | 71 |
| HARBOR BEACH NURSING AND REHABILITATION CENTER | | 68 | 3 | 4% | 71 |
| STERLING HOUSE OF TALLAHASSEE | 3 | 62 | 6 | 8% | 71 |
| ADVENT HEALTH - LAKE MARY | | 60 | 10 | 14% | 70 |
| Highlands Regional Hospital | | 63 | 7 | 10% | 70 |
| RARITAN BAY PERTH AMBOY | | 63 | 7 | 10% | 70 |
| FHMG- FLORIDA HOSPITAL MEDICAL GROUP | | 60 | 10 | 14% | 70 |
| PUBLIC SQUARE PHARMACY LLC | | 53 | 17 | 24% | 70 |
| OAK MANOR NURSING HOME | | 66 | 4 | 6% | 70 |
| SUMMIT AT VENICE | 2 | 63 | 5 | 7% | 70 |
| CATHOLIC HEALTH SERVICES REGIONAL LAB | | 63 | 7 | 10% | 70 |
| JERICHO URGENT CARE | | 67 | 3 | 4% | 70 |
| CRESTVIEW URGENT CARE | | 5 | 65 | 93% | 70 |
| SUNCOAST COMMUNITY HEALTH CENTERS PEDIATRICS | | 21 | 49 | 70% | 70 |
| PLANTATION GENERAL HOSPITAL CLINICAL LAB | | 26 | 43 | 62% | 69 |
| TOTAL CARE PLUS LLC | | | 69 | 100% | 69 |
| PARKSIDE INN | 3 | 64 | 2 | 3% | 69 |
| HERITAGE HEALTHCARE AND REHABILITATION CENTER | | 69 | | | 69 |
| MINUTECLINIC DIAGNOSTIC OF OHIO LLC | | 53 | 16 | 23% | 69 |
| CP/AIG PENSACOLA DEVELOPMENT LLC | | 66 | 3 | 4% | 69 |
| KINDRED AT HOME | | 60 | 9 | 13% | 69 |
| USF HEALTH MORSANI CENTER | | 5 | 64 | 93% | 69 |
| PENSACOLA PEDIATRICS - PACE | | 61 | 8 | 12% | 69 |
| MEMORIAL MANOR | | 69 | | | 69 |
| SAN JOSE SENIOR CARE LLC | 1 | 43 | 25 | 36% | 69 |
| WALGREENS 2941 | | 65 | 3 | 4% | 68 |
| BROOKDALE BONITA SPRINGS | | 67 | 1 | 1% | 68 |
| AEL- MEMPHIS | | 17 | 51 | 75% | 68 |
| EISENHOWER ARMY MEDICAL CENTER | | 61 | 7 | 10% | 68 |
| BARBARA O'REILLY MD PA | | 65 | 3 | 4% | 68 |
| Avante at St Cloud, Inc. | | 66 | 2 | 3% | 68 |
| ASSOCIATED CLINICAL LABORATORIES | | 60 | 8 | 12% | 68 |
| SUNCOAST OPTIMAL WELLNESS | | 23 | 45 | 66% | 68 |
| LAKE WALES OPERATING GROUP LLC | | 63 | 5 | 7% | 68 |
| GV NAPLES OPCO, LLC | | 67 | 1 | 1% | 68 |
| STONY BROOK SOUTHAMPTON | | 67 | 1 | 1% | 68 |
| MINUTECLINIC DIAGNOSTIC OF SOUTH CARO | | 56 | 11 | 16% | 67 |

COVID-19: testing by laboratory

Data through Feb 24, 2021 verified as of Feb 25, 2021 at 09:25 AM

Data in this report are provisional and subject to change.

The numbers in the table below represent the number of Florida and non-Florida residents for whom test results were received by the Department of Health. A person can be tested by more than one laboratory and can have both positive and negative results. **Therefore, the sum of the numbers in each column will be larger than the total number of people tested.**

| Reporting lab | Inconclusive | Negative | Positive | Percent positive | Total |
|--|--------------|----------|----------|------------------|-------|
| BARRY UNIVERSITY STUDENT HEALTH SERVICES | | 37 | 30 | 45% | 67 |
| GENPATH | | | 67 | 100% | 67 |
| MD LABS | | 40 | 27 | 40% | 67 |
| COOPER FAMILY MEDICAL PLLC | | 50 | 17 | 25% | 67 |
| MEASE MANOR INC | | 63 | 4 | 6% | 67 |
| PANCARE HEALTH - MALONE CLINIC | | 60 | 7 | 10% | 67 |
| PUTNAM COUNTY SHERIFFS OFFICE | | 60 | 6 | 9% | 66 |
| CL BRUMBACK PRIMARY CARE CLINICS | | 16 | 50 | 76% | 66 |
| BIG BOCA SMILES LLC | | 64 | 2 | 3% | 66 |
| MEDEX MEDICAL EXPRESS OF PALATKA | | | 66 | 100% | 66 |
| G & R HEALTH MART PHARMACY | | 54 | 12 | 18% | 66 |
| MED EXPRESS | | 6 | 60 | 91% | 66 |
| AMERICAN FAMILY MEDICAL | | 53 | 13 | 20% | 66 |
| PALM BEACH ATLANTIC UNIVERSITY | | 62 | 4 | 6% | 66 |
| TITUSVILLE FAMILY PRACTICE | | 16 | 50 | 76% | 66 |
| INDIGO MANOR | | 22 | 44 | 67% | 66 |
| TREASURE COAST FORENSIC TREATMENT CTR | | 44 | 21 | 32% | 65 |
| BISHOP GRADY VILLAS | | 63 | 2 | 3% | 65 |
| BOND CLINIC DR ELDEEB | | 35 | 30 | 46% | 65 |
| BROOKDALE CENTRE POINTE | 1 | 64 | | | 65 |
| AHEC CLINIC | | 7 | 58 | 89% | 65 |
| JENNIFER J CHIAVETTA-GRLSANTI DC | | 52 | 13 | 20% | 65 |
| SUMMER VISTA ASSISTED LIVING | | 38 | 27 | 42% | 65 |
| OKEECHOBEE URGENT CARE | | 17 | 48 | 74% | 65 |
| VETERANS AFFAIRS MEDICAL CENTER - GULF COAST | | 27 | 38 | 58% | 65 |
| ISLAND COAST PEDIATRICS | | 58 | 7 | 11% | 65 |
| WADSWORTH HEALTH CENTER | | 61 | 3 | 5% | 64 |
| TRINITY AL SENIOR HOUSING LLC | | 45 | 19 | 30% | 64 |
| SOMERBY OF SANTA ROSA BEACH | | 55 | 9 | 14% | 64 |
| JOSEPH L MORSE GERIATRIC CENTER | 2 | 59 | 3 | 5% | 64 |
| Stratford Court of Palm Harbor | | 54 | 10 | 16% | 64 |
| JACOBI MEDICAL CENTER | | 60 | 4 | 6% | 64 |
| EC OPCO PENSACOLA, LLC | | 63 | 1 | 2% | 64 |
| NEMOURS CHILDRENS PRIMARY CARE OVIEDO | | 51 | 13 | 20% | 64 |
| CORAL GABLES HOSPITAL | | | 64 | 100% | 64 |
| NXGEN MDX | | 20 | 44 | 69% | 64 |
| GREENLEAF ALF | | 63 | 1 | 2% | 64 |
| ADVENT HEALTH CENTRA CARE - WINTER GARDEN | | 18 | 46 | 72% | 64 |
| NORTH SHORE UNIVERSITY HOSPITAL LABORATORY | | 58 | 6 | 9% | 64 |
| OUT OF STATE | | 40 | 24 | 38% | 64 |
| EXPRESS DOCS LLC | | | 63 | 100% | 63 |
| MISIR DRUGS LLC | | 51 | 12 | 19% | 63 |
| BEEHIVE HOMES OF GULF BREEZE | | 47 | 16 | 25% | 63 |
| ARDEN COURTS OF PALM HARBOR | | 47 | 16 | 25% | 63 |
| LUTHERAN HAVEN ASSISTED LIVING | | 63 | | | 63 |
| MID FLORIDA PRIMARY CARE PA | | 50 | 13 | 21% | 63 |
| MEDI CLINIC SARASOTA INC | | 62 | 1 | 2% | 63 |

COVID-19: testing by laboratory

Data through Feb 24, 2021 verified as of Feb 25, 2021 at 09:25 AM

Data in this report are provisional and subject to change.

The numbers in the table below represent the number of Florida and non-Florida residents for whom test results were received by the Department of Health. A person can be tested by more than one laboratory and can have both positive and negative results. **Therefore, the sum of the numbers in each column will be larger than the total number of people tested.**

| Reporting lab | Inconclusive | Negative | Positive | Percent positive | Total |
|--|--------------|----------|----------|------------------|-------|
| MED ONE AT SAINT AUGUSTINE | | 33 | 30 | 48% | 63 |
| PRIMECARE AT TWIN LAKES | | 1 | 62 | 98% | 63 |
| ORANGE PARK PEDIATRICS | | 55 | 8 | 13% | 63 |
| APC PEDIATRICS AT RYE ROAD MEDICAL PARK | | 63 | | | 63 |
| NOMI HEALTH LAB SERVICES LLC | | 5 | 58 | 92% | 63 |
| MEDRITE URGENT CARE | | 52 | 11 | 17% | 63 |
| VIERA HEALTH AND REHABILITATION CENTER | | 62 | 1 | 2% | 63 |
| SAMFORD UNIVERSITY HEALTH SERVICES | | 61 | 1 | 2% | 62 |
| Summit Medical Group, Pa DbA Citymd | | 56 | 6 | 10% | 62 |
| MENTAL HEALTH CARE INC | | 53 | 9 | 15% | 62 |
| OVERLOOK HOSPITAL LABORATORY | | 57 | 5 | 8% | 62 |
| MINUTECLINIC DIAGNOSTIC OF NORTH CAROL | | 53 | 9 | 15% | 62 |
| PENSACOLA PEDIATRICS MILTON | | 53 | 9 | 15% | 62 |
| LAKE CITY VA MEDICAL CENTER | | | 62 | 100% | 62 |
| LAKELAND REGIONAL HEALTH | | 38 | 24 | 39% | 62 |
| Winter Park Care and Rehab | | 60 | 1 | 2% | 61 |
| EMERALD COAST HOSPICE | | 60 | 1 | 2% | 61 |
| WEST | | 47 | 14 | 23% | 61 |
| AEGIS MEDICAL GROUP | | 46 | 15 | 25% | 61 |
| HARMONY CLINIC | | 1 | 60 | 98% | 61 |
| WASHINGTON REHABILITATION AND NURSING CENTER | | 51 | 10 | 16% | 61 |
| ARDEN COURTS OF SARASOTA | | 45 | 16 | 26% | 61 |
| BURRY'S PHARMACY INC | | 37 | 24 | 39% | 61 |
| BROOKDALE PALM COAST | | 61 | | | 61 |
| PEDIATRIC SERVICES OF AMERICA INC | | 59 | 2 | 3% | 61 |
| TWIN CREEKS ASSISTED LIVING & MEMORY CARE | | 57 | 3 | 5% | 60 |
| MORTON PLANT HOSPITAL NURSING | | | 60 | 100% | 60 |
| SOUTH LAKE PEDIATRICS | | 58 | 2 | 3% | 60 |
| WILSON MEMORIAL REGIONAL MEDICAL CENTER | | 56 | 4 | 7% | 60 |
| THOMAS INTERNAL MEDICINE | | 50 | 10 | 17% | 60 |
| PALM BAY HOSPITAL | | | 60 | 100% | 60 |
| NORTH FLORIDA MEDICAL CENTER | | 56 | 4 | 7% | 60 |
| RAPID RELIABLE TESTING NY LLC | | 55 | 5 | 8% | 60 |
| THE PRESERVE AT CLEARWATER | | 58 | 2 | 3% | 60 |
| AFTER HOURS PEDIATRICS | | | 60 | 100% | 60 |
| PALM BAY URGENT CARE | | 28 | 32 | 53% | 60 |
| CARDIOLOGY AND MEDICINE ASSOCIATES | | 43 | 16 | 27% | 59 |
| HERNANDO COUNTY FIRE RESCUE DISTRICT | | 26 | 33 | 56% | 59 |
| WAVE CREST HEALTH AND REHABILITATION CENTER | | 57 | 2 | 3% | 59 |
| FLORIDA HEALTH CARE | | 8 | 51 | 86% | 59 |
| MILLENIUM PHYSICIANS GROUP | | 1 | 58 | 98% | 59 |
| FERN PARK DEVELOPMENTAL CENTER | | 5 | 54 | 92% | 59 |
| LEVY COUNTY DEPARTMENT OF HEALTH | | 42 | 17 | 29% | 59 |
| ADVENT HEALTH CENTRA CARE - EAST ORLANDO | | 30 | 29 | 49% | 59 |
| BIOTECH | | 52 | 7 | 12% | 59 |
| INTERNAL LAB | | 50 | 9 | 15% | 59 |
| CINNAMON COVE ALF | | 58 | 1 | 2% | 59 |

COVID-19: testing by laboratory

Data through Feb 24, 2021 verified as of Feb 25, 2021 at 09:25 AM

Data in this report are provisional and subject to change.

The numbers in the table below represent the number of Florida and non-Florida residents for whom test results were received by the Department of Health. A person can be tested by more than one laboratory and can have both positive and negative results. **Therefore, the sum of the numbers in each column will be larger than the total number of people tested.**

| Reporting lab | Inconclusive | Negative | Positive | Percent positive | Total |
|---|--------------|----------|----------|------------------|-------|
| TBI RESIDENTIAL SERVICES, INC. | | 48 | 11 | 19% | 59 |
| RITECARE MED CTR H | | | 59 | 100% | 59 |
| ADVENT HEALTH - PALM COAST | | 1 | 58 | 98% | 59 |
| DELCARE PA | | 44 | 15 | 25% | 59 |
| LPG CONVENIENT CARE AT PINE ISLAND ROAD | | 52 | 6 | 10% | 58 |
| PANCARE HEALTH - FREEPORT CLINIC SUITE B | | 49 | 9 | 16% | 58 |
| KEYSTYLE LIVING LLC | 1 | 56 | 1 | 2% | 58 |
| MICHIGAN DEPARTMENT OF HEALTH AND HUMAN SERVICES | 1 | | 57 | 98% | 58 |
| BOND AND STEELE CLINIC, PA | | 47 | 11 | 19% | 58 |
| UHEALTH AT FISHER ISLAND | | | 58 | 100% | 58 |
| THE CANOPY AT BERRYHILL | | 58 | | | 58 |
| Margate Health and Rehabilitation Center | | 56 | 2 | 3% | 58 |
| Palms at Ponte Vedra Assisted Livning and Memory Care | | 54 | 3 | 5% | 57 |
| HORIZON ALF | | 56 | 1 | 2% | 57 |
| KAPG FLEMING ISLAND SENIOR HOUSING OPCO LLC | 1 | 56 | | | 57 |
| BREVARD HEALTH ALLIANCE INC, THE | | 51 | 6 | 11% | 57 |
| ASCENSION SACRED HEART BAY LABORATORY | | 54 | 3 | 5% | 57 |
| TROY REGIONAL MEDICAL CENTER | | 46 | 11 | 19% | 57 |
| LANDMARK HOSPITAL SOUTHWEST FLORIDA LLC | | 54 | 3 | 5% | 57 |
| MALCOM RANDALL DEPT OF VAMC | | | 57 | 100% | 57 |
| SOS MOBILE MEDICAL CARE LLC | | 46 | 11 | 19% | 57 |
| ALZHEIMERS CARE CENTER OF VIERA LTD | | 37 | 20 | 35% | 57 |
| INNOVATIVE GENOMICS, LLC | | 38 | 19 | 33% | 57 |
| PHYSICIANS PRIMARY CARE OF SOUTHWEST FLORIDA | | 39 | 17 | 30% | 56 |
| LIFESTREAM BEHAVIORIAL CENTER | | 37 | 19 | 34% | 56 |
| BAPTIST HEALTH SOUTH FLORIDA - WEST BOCA URGENT CARE | | 34 | 22 | 39% | 56 |
| TIFFANY HALL NURSING AND REHAB | | 44 | 12 | 21% | 56 |
| BERNHARDT LABORATORIES | 1 | 14 | 41 | 73% | 56 |
| STEINHATCHEE FAMILY MEDICAL CENTER | 1 | 48 | 7 | 13% | 56 |
| LINCOLN MEDICAL AND MENTAL HEALTH CENTER | | 53 | 3 | 5% | 56 |
| VITAS HEALTHCARE CORP OF FLORIDA | | 55 | 1 | 2% | 56 |
| NORTH CENTRAL BRONX HOSPITAL | | 54 | 2 | 4% | 56 |
| SONATA BOCA RATON | | 52 | 4 | 7% | 56 |
| COLLIER PHARMACY | | 47 | 9 | 16% | 56 |
| TUKA PEDIATRICS | | 7 | 49 | 88% | 56 |
| MAUREEN OROURKE-FUTEY | | | 56 | 100% | 56 |
| BioReference Laboratories, Inc | | 7 | 49 | 88% | 56 |
| EAGLES WATCH CLUSTER | | 47 | 9 | 16% | 56 |
| ST FRANCIS HOSPITAL | | 48 | 8 | 14% | 56 |
| FLORIDA MEDICAL CLINIC PA | | 46 | 10 | 18% | 56 |
| GRAND ST PAUL CVS | | 56 | | | 56 |
| KEY WEST MEDICAL CENTER | 1 | 50 | 4 | 7% | 55 |
| PREMIER MEDICAL ASSOCIATES ALL FLORIDA LLC | | 54 | 1 | 2% | 55 |
| GENESIS DERMATOLOGY | | 51 | 4 | 7% | 55 |
| SONATA HUNTERS CREEK | | 47 | 8 | 15% | 55 |
| Gabisa Medical LLC | | 55 | | | 55 |
| WILLIAM OWEN PASS PARK | | 52 | 3 | 5% | 55 |

COVID-19: testing by laboratory

Data through Feb 24, 2021 verified as of Feb 25, 2021 at 09:25 AM

Data in this report are provisional and subject to change.

The numbers in the table below represent the number of Florida and non-Florida residents for whom test results were received by the Department of Health. A person can be tested by more than one laboratory and can have both positive and negative results. **Therefore, the sum of the numbers in each column will be larger than the total number of people tested.**

| Reporting lab | Inconclusive | Negative | Positive | Percent positive | Total |
|--|--------------|----------|----------|------------------|-------|
| KENDALL REGIONAL MEDICAL CENTER LAB | 3 | | 52 | 95% | 55 |
| MEDLOGIC LABORATORIES | | 3 | 52 | 95% | 55 |
| COOPER FAMILY MEDICAL, PLLC | | 45 | 10 | 18% | 55 |
| DAVID POSNACK JEWISH DAY SCHOOL | | 55 | | | 55 |
| PANCARE HEALTH - JACKSON COUNTY | | 44 | 11 | 20% | 55 |
| life Care Center of Melbourne | | 38 | 17 | 31% | 55 |
| NITE LITE PEDIATRICS - PORT ST. LUCIE | | 45 | 9 | 17% | 54 |
| JUNIPER VILLAGE AT NAPLES | | 53 | 1 | 2% | 54 |
| CHILDREN'S HOSPITAL OF ALABAMA | | 53 | 1 | 2% | 54 |
| FAMILY EXTENDED CARE OF PUNTA GORDA | | 54 | | | 54 |
| MARQUIS LABS, LLC | | 53 | 1 | 2% | 54 |
| ST. CLOUD MEDICAL GROUP | | 54 | | | 54 |
| TOWERS HOME CARE | | 50 | 4 | 7% | 54 |
| SARATOGA HOSPITAL LABORATORY | | 49 | 5 | 9% | 54 |
| CLERMONT HEALTH AND REHAB | | 40 | 14 | 26% | 54 |
| CERTUS MTD OPCP LLC | | 52 | 2 | 4% | 54 |
| SARASOTA CO. HEALTH DEPT # 58 | | 40 | 14 | 26% | 54 |
| INTERNAL MEDICINE ASSOCIATES PA | | 50 | 4 | 7% | 54 |
| UNITED LABORATORY SERVICES CORPORATION | | 38 | 16 | 30% | 54 |
| SOMERSET | | | 53 | 100% | 53 |
| APOLLOMDX LABS | | 31 | 22 | 42% | 53 |
| ALLIANCE PEDIATRICS | | 24 | 29 | 55% | 53 |
| QUOTIENT SCIENCES LABS LLC | | | 53 | 100% | 53 |
| ATRIA PARK OF LAKE FOREST (WG HERITAGE LF LLC) | | 52 | 1 | 2% | 53 |
| Osprey Point Nursing Center | | 51 | 2 | 4% | 53 |
| PALM BAY PEDIATRICS | | 36 | 17 | 32% | 53 |
| ALEXANDER NININGER STATE VETERANS | | 52 | | | 52 |
| VPA PC LAB | | 48 | 4 | 8% | 52 |
| ADVENT HEALTH - MOUNT DORA | | 9 | 43 | 83% | 52 |
| ADVENT HEALTH | | 49 | 3 | 6% | 52 |
| JACKSONVILLE VA UNIVERSITY OPC | 4 | 46 | 2 | 4% | 52 |
| INTERNAL MEDICINE SPECIALIST | | 46 | 6 | 12% | 52 |
| SNH BRFL TENANT LLC | 2 | 50 | | | 52 |
| MICHAEL AKPEKE MD | | 43 | 9 | 17% | 52 |
| PROMEDICA SENIOR LIVING | | 51 | 1 | 2% | 52 |
| SUWANNEE COUNTY SHERIFF OFFICE | | 49 | 3 | 6% | 52 |
| FIRST CHOICE PEDIATRICS INC | | 46 | 6 | 12% | 52 |
| CDR MAGUIRE INC | 1 | 7 | 44 | 85% | 52 |
| GATTOLINE ENTERPRISES, INC. DBA FAMILY CARE PHARMACY | | 45 | 7 | 13% | 52 |
| Jupiter Medical Center Pavilion | | 50 | 1 | 2% | 51 |
| FINLAY CLINICAL LABORATORY | | 20 | 31 | 61% | 51 |
| ABSOLUTE HEALTH INTERNAL MEDICINE AND PEDIATRICS | | 44 | 7 | 14% | 51 |
| GULFVIEW MEDICAL INSTITUTE | | 51 | | | 51 |
| GOOD HEARTS COVID TESTING | | 8 | 43 | 84% | 51 |
| WEST VOLUSIA FAMILY AND SPORTS MEDICINE | | 50 | 1 | 2% | 51 |
| BIG BEND CARES, INC | | 43 | 8 | 16% | 51 |
| ROCKLEDGE REGIONAL MEDICAL CENTER | | 30 | 21 | 41% | 51 |

COVID-19: testing by laboratory

Data through Feb 24, 2021 verified as of Feb 25, 2021 at 09:25 AM

Data in this report are provisional and subject to change.

The numbers in the table below represent the number of Florida and non-Florida residents for whom test results were received by the Department of Health. A person can be tested by more than one laboratory and can have both positive and negative results. **Therefore, the sum of the numbers in each column will be larger than the total number of people tested.**

| Reporting lab | Inconclusive | Negative | Positive | Percent positive | Total |
|--|--------------|----------|----------|------------------|-------|
| GATEWAY CARE CENTER | | 50 | 1 | 2% | 51 |
| PALM RIVER COMMUNITY HEALTH CENTER | | 46 | 5 | 10% | 51 |
| AVANTE ST CLOUD | | 48 | 3 | 6% | 51 |
| CARE CENTERS OF NASSAU LLC MINER ROAD SOUTH | | 51 | | | 51 |
| UNIVERSITY OF WEST FLORIDA, THE | | 50 | 1 | 2% | 51 |
| LPG PEDIATRICS AT PAGE FIELD | | 50 | 1 | 2% | 51 |
| ROCHESTER GENERAL HOSPITAL LABORATORY | | 46 | 4 | 8% | 50 |
| TRADITIONAL HOME HEALTH OF PALM BEACH INC | | 49 | 1 | 2% | 50 |
| BUECHELE DENTAL PA DBA CLERMONT FAMILY DENTISTRY | | 41 | 9 | 18% | 50 |
| GENTIVA HEALTH SERVICES CERTIFIED INC | | 47 | 3 | 6% | 50 |
| GENEDX | | 37 | 13 | 26% | 50 |
| BETHUNE-COOKMAN UNIVERSITY | | 32 | 18 | 36% | 50 |
| WALGREENS #10373 | | 48 | 2 | 4% | 50 |
| WEST ISLIP URGENT CARE | | 46 | 4 | 8% | 50 |
| PENNSYLVANIA DEPARTMENT OF HEALTH BUREAU OF LABORATORIES | | | 50 | 100% | 50 |
| FLORIDA HEALTH CARE DELAND | | | 50 | 100% | 50 |
| VALENCIA HOUSE ALF | | 49 | 1 | 2% | 50 |
| GRAND VILLA OF DELAND | | 46 | 4 | 8% | 50 |
| GOLDEN POND COMMUNITIES | | 50 | | | 50 |
| ST JOHNS COUNTY DETENTION CENTER | | 50 | | | 50 |
| FLORIDA ATLANTIC UNIVERSITY | | 47 | 3 | 6% | 50 |
| ORCHID COVE AT DAYTONA | | 45 | 5 | 10% | 50 |
| INN AT ASTON GARDENS AT PELICAN POINTE,THE | | 46 | 4 | 8% | 50 |
| EAST HILL PHARMACY | | 35 | 15 | 30% | 50 |
| ALLEGRO | | 47 | 2 | 4% | 49 |
| SOUTHEAST ALABAMA MEDICAL CENTER | | | 49 | 100% | 49 |
| INN AT THE FOUNTAINS, THE | | 34 | 15 | 31% | 49 |
| THE GOOD SHEPARDS OF DELAND-WEST | | 48 | 1 | 2% | 49 |
| 81ST MEDICAL GROUP | | 28 | 21 | 43% | 49 |
| S-H THIRTY FIVE OPCO - ORANGE CITY, LLC | | 39 | 10 | 20% | 49 |
| DOH | | 23 | 26 | 53% | 49 |
| DEVELOPMENTAL DISABILITIES DEFENDANT PROGRAM | | 47 | 2 | 4% | 49 |
| USF | | 1 | 48 | 98% | 49 |
| NORTHBROOK CENTER FOR | | 47 | 2 | 4% | 49 |
| SOLARIS SENIOR LIVING NORTH NAPLES | | 48 | 1 | 2% | 49 |
| HEALTH FIRST - CAPE CANAVERAL HOSPITAL | | 1 | 48 | 98% | 49 |
| SOFT CELL LABORATORIES | | 45 | 4 | 8% | 49 |
| LITTLE NECK URGENT CARE | | 47 | 2 | 4% | 49 |
| GRAND OAKS OF PALM CITY LLC | 1 | 41 | 6 | 13% | 48 |
| RAINBOW PEDIATRICS PC LLC / BREAKFAST POINT | | 38 | 10 | 21% | 48 |
| NAPLES PEDIATRICS INC | | 43 | 5 | 10% | 48 |
| COURTYARD GARDENS OF JUPITER | | 48 | | | 48 |
| PHILLIPPE RIDGE | | 36 | 12 | 25% | 48 |
| PREMIER MEDICAL ASSOCIATES | | 46 | 2 | 4% | 48 |
| HIALEAH HOSPITAL RESPIRATORY DEPT | | | 48 | 100% | 48 |
| THE TERRACE OF JACKSONVILLE | | 3 | 45 | 94% | 48 |
| CAREMED INTERNAL MEDICINE | | 30 | 18 | 38% | 48 |

COVID-19: testing by laboratory

Data through Feb 24, 2021 verified as of Feb 25, 2021 at 09:25 AM

Data in this report are provisional and subject to change.

The numbers in the table below represent the number of Florida and non-Florida residents for whom test results were received by the Department of Health. A person can be tested by more than one laboratory and can have both positive and negative results. **Therefore, the sum of the numbers in each column will be larger than the total number of people tested.**

| Reporting lab | Inconclusive | Negative | Positive | Percent positive | Total |
|--|--------------|----------|----------|------------------|-------|
| BAY CENTER HURRICANE SHELTER | | 48 | | | 48 |
| SEWANEE MOLECULAR DIAGNOSTICS LABORATO | | 48 | | | 48 |
| ST CLOUD PHYSICIAN MANAGEMENT LLC DBA ST CLOUD | | 27 | 20 | 43% | 47 |
| CAPE REGIONAL MEDICAL CENTER | | 45 | 2 | 4% | 47 |
| INTERLAB | | 1 | 46 | 98% | 47 |
| BARNETT PARK☐ | | 2 | 45 | 96% | 47 |
| FHMG_CTR FOR SENIOR HEALTH | | 42 | 5 | 11% | 47 |
| NAVARRE GARDENS | | 41 | 6 | 13% | 47 |
| POPLAR HEALTHCARE PLLC | 1 | 11 | 35 | 74% | 47 |
| PERSONAL PEDIATRICS | | 42 | 5 | 11% | 47 |
| PRACTICE MANAGEMENT OF AMERICA, INC. | | 7 | 40 | 85% | 47 |
| BARNES HEALTHCARE OF FLORIDA LLC | | 44 | 3 | 6% | 47 |
| NICEVILLE URGENT CARE | | 8 | 39 | 83% | 47 |
| EAST MANATEE FAMILY | 1 | 1 | 44 | 96% | 46 |
| ADVENT HEALTH EXPRESS CARE | | 4 | 42 | 91% | 46 |
| HOME CARE PHARMACY | | 46 | | | 46 |
| KAPG ST AUGUSTINE SENIOR HOUSING OPCO LLC | | 37 | 9 | 20% | 46 |
| ADVENT HEALTH - LAKE WALES | | 34 | 12 | 26% | 46 |
| ARTHREX MEDICAL CENTER | | 26 | 20 | 43% | 46 |
| ROSECASTLE OF JACKSONVILLE LLC | | 45 | 1 | 2% | 46 |
| HARTFORD HEALTH SERVICES LLC | | 46 | | | 46 |
| H LEE MOFFITT CANCER CENTER MICRO | | 46 | | | 46 |
| PREMIER PLACE HEALTHCARE AT THE GLENVIEW | | 46 | | | 46 |
| ADVENT HEALTH MEDICAL GROUP OB GYN AT | | 40 | 6 | 13% | 46 |
| FAST PACE MEDICAL CLINIC, PLLC | | 40 | 6 | 13% | 46 |
| COLLIER BLVD HMA PHYSICIAN MANAGEMENT LLC | | 46 | | | 46 |
| INSTITUTE OF PATHOLOGY KINGS COUNTY | | 44 | 1 | 2% | 45 |
| HILA BECKERMAN MD LLC | 1 | 42 | 2 | 4% | 45 |
| NEOGENOMICS LABORATORIES INC | | 45 | | | 45 |
| SAFARI PEDIATRICS PA | | 44 | 1 | 2% | 45 |
| HERNANDO ENDOSCOPY AND SURGERY CENTER | | 34 | 11 | 24% | 45 |
| WINTER GARDEN REHAB AND NURSING CENTER | | 41 | 4 | 9% | 45 |
| CVS MINUTE CLINIC | | 1 | 44 | 98% | 45 |
| MINUTECLINIC DIAGNOSTIC OF NEW JERSEY | | 38 | 7 | 16% | 45 |
| KINDRED HOSPITAL CENTRAL TAMPA BLOOD GAS | 1 | 39 | 5 | 11% | 45 |
| FAMILY EXTENDED CARE OF WINTER HAVEN | | 43 | 2 | 4% | 45 |
| NEW YORK PRESBYTERIAN - QUEENS DIAGNOSTIC | | 42 | 3 | 7% | 45 |
| EMERGENCY PHYSICIANS MEDICAL CENTER LLC | | 28 | 17 | 38% | 45 |
| SOUTHPORT SQUARE HARBOUR HEALTH | | 45 | | | 45 |
| COLLIER URGENT CARE CENTERS | | 44 | 1 | 2% | 45 |
| REDI-MED WALK-IN FAMILY CARE | | | 45 | 100% | 45 |
| STUART URGENT CARE | | | 45 | 100% | 45 |
| MOBILE DOC FL, LLC | | 29 | 16 | 36% | 45 |
| NEXT MOLECULAR ANALYTICS | | 14 | 31 | 69% | 45 |
| ALLIANCE OF PHYSICIANS AGAINST COVID-19 | | | 44 | 100% | 44 |
| Gulf Shore Care Center | | 39 | 5 | 11% | 44 |
| NIGHT LITE PEDIATRICS CENTER LLC | | 10 | 34 | 77% | 44 |

COVID-19: testing by laboratory

Data through Feb 24, 2021 verified as of Feb 25, 2021 at 09:25 AM

Data in this report are provisional and subject to change.

The numbers in the table below represent the number of Florida and non-Florida residents for whom test results were received by the Department of Health. A person can be tested by more than one laboratory and can have both positive and negative results. **Therefore, the sum of the numbers in each column will be larger than the total number of people tested.**

| Reporting lab | Inconclusive | Negative | Positive | Percent positive | Total |
|--|--------------|----------|----------|------------------|-------|
| FAMILY HEALTH CENTER | | 31 | 13 | 30% | 44 |
| ERDOX | | 42 | 2 | 5% | 44 |
| CITYMD OF MANAHAWKIN | | 42 | 2 | 5% | 44 |
| NORTH FLORIDA / SOUTH GEORGIA VETERANS HEALTH SYSTEM | | | 44 | 100% | 44 |
| SILVER LAKE PEDIATRICS PA | | 40 | 4 | 9% | 44 |
| BIGGERS FAMILY MEDICINE PA | 1 | 38 | 5 | 11% | 44 |
| FLORIDA HOSPITAL | | 28 | 16 | 36% | 44 |
| THE MERIDIAN AT BOCA RATON | 1 | 43 | | | 44 |
| Conway Lakes Health and Rehabilitation Center | | 44 | | | 44 |
| QHC UPSTATE MEDICAL PC | | 36 | 8 | 18% | 44 |
| PEDIATRICS OF CENTRAL FLORIDA – SAINT CLOUD | 2 | 40 | 2 | 5% | 44 |
| WOLFF CTR FOR CHILD & ADOLESCENT HEALTH PLLC,THE | | 26 | 17 | 40% | 43 |
| PRINCETON VILLAGE☐ | | 39 | 4 | 9% | 43 |
| SONORAN DESERT PATHOLOGY ASSOCIATES | | 2 | 41 | 95% | 43 |
| AESTHETIC ENHANCEMENTS | | 43 | | | 43 |
| LARA HEALTH AND WELLNESS CENTER LLC | | 43 | | | 43 |
| Guardian Care Nursing and Rehabilitation Center | | 43 | | | 43 |
| LAKE MARY KIDS CENTRA CARE | | 33 | 10 | 23% | 43 |
| MERCY MEDICAL URGENT CARE CENTER INC | | 12 | 31 | 72% | 43 |
| TAMPA BAY CONCIERGE DOCTOR, LLC | | 41 | 2 | 5% | 43 |
| Citymd Of Toms River | | 37 | 6 | 14% | 43 |
| PATRICK AIR FORCE BASE | | 3 | 40 | 93% | 43 |
| RADIOLOGY ASSOCIATES OF VENICE AND ENGLEWOOD | | 41 | 2 | 5% | 43 |
| MORTON PLANT | | | 43 | 100% | 43 |
| BRANCH MEDICAL CLINIC | | | 43 | 100% | 43 |
| BRP SH OPCO LLC | | 43 | | | 43 |
| CAMPBELL URGENT CARE | | | 43 | 100% | 43 |
| TGH URGENT CARE POWERED BY FAST TRACK | | | 43 | 100% | 43 |
| MARIANNA HEALTH AND REHABILITATION CENTER | | 42 | 1 | 2% | 43 |
| WG EVERGREEN WOODS SH LLC | | 43 | | | 43 |
| KIVA AT CANTERBURY | | 25 | 17 | 40% | 42 |
| FELICIDAD MEDICAL CENTER | | | 42 | 100% | 42 |
| ECOLAB GROUP | | 8 | 34 | 81% | 42 |
| NORTHEAST FLORIDA STATE HOSP-NURSING | | 41 | 1 | 2% | 42 |
| Atlantic Shore Nursing and Rehab | | 42 | | | 42 |
| WALGREENS 3145 | | 39 | 3 | 7% | 42 |
| MINUTECLINIC DIAGNOSTIC OF KANSAS, PA | | 36 | 6 | 14% | 42 |
| BETHESDA HEALTH URGENT CARE | | 3 | 39 | 93% | 42 |
| CLINICAL LABORATORY | | 42 | | | 42 |
| SUNCOAST TECHNICAL COLLEGE SCHOOL OF HEALTH | | 42 | | | 42 |
| ISLAND URGENT CARE PLLC | | 40 | 2 | 5% | 42 |
| MAIMONIDES-SHALOM ACADEMY, INC | | 41 | 1 | 2% | 42 |
| THE VILLAGES REGIONAL HOSPITAL FREESTANDING | | 37 | 5 | 12% | 42 |
| ERIC C MRSHAL, MD, PC #1842 | | 40 | 2 | 5% | 42 |
| SOUTHSIDE HOSPITAL NORTHWELL HEALTH LABORATORY | | 35 | 7 | 17% | 42 |
| LINCOLN DIAGNOSTIC LAB | | 40 | 2 | 5% | 42 |
| SAN CARLOS PHARMACY | | 38 | 4 | 10% | 42 |

COVID-19: testing by laboratory

Data through Feb 24, 2021 verified as of Feb 25, 2021 at 09:25 AM

Data in this report are provisional and subject to change.

The numbers in the table below represent the number of Florida and non-Florida residents for whom test results were received by the Department of Health. A person can be tested by more than one laboratory and can have both positive and negative results. **Therefore, the sum of the numbers in each column will be larger than the total number of people tested.**

| Reporting lab | Inconclusive | Negative | Positive | Percent positive | Total |
|--|--------------|----------|----------|------------------|-------|
| HOLY NAME HOSPITAL LABORATORY | | 41 | 1 | 2% | 42 |
| University Hills health and Rehabilitation | | 31 | 10 | 24% | 41 |
| DOH-WEST PALM BEACH BRANCH LABORATORY | | 2 | 39 | 95% | 41 |
| PEDIATRICS OF CENTRAL FLORIDA KISSI | | 33 | 8 | 20% | 41 |
| FLORIDA HOSPITAL NEW SMYRNA | | 4 | 37 | 90% | 41 |
| BRONX LEBANON HOSPITAL-MEDICAL CENTER | | 37 | 4 | 10% | 41 |
| CALHOUN COUNTY HEALTH DEPT | | 17 | 24 | 59% | 41 |
| BENTLEY VILLAGE II | | 32 | 9 | 22% | 41 |
| BENTON HOUSE OF ST. JOHNS | | 39 | 2 | 5% | 41 |
| UNIVERSITY OF ALABAMA | | 38 | 3 | 7% | 41 |
| S-H THIRTY FIVE OPCO - LUTZ, LLC | | 40 | 1 | 2% | 41 |
| TROPICANA MANUFACTURING COMPANY INC | | 37 | 3 | 8% | 40 |
| FIRST CHOICE URGENT CARE | | 10 | 30 | 75% | 40 |
| TREASURE COAST PEDIATRICS PA | | 35 | 5 | 13% | 40 |
| AVALON PARK RETIREMENT RESIDENCE | | 39 | 1 | 3% | 40 |
| GRAMERCY PARK URGENT CARE | | 38 | 2 | 5% | 40 |
| CAPITAL REGIONAL MEDICAL CENTER | | 2 | 38 | 95% | 40 |
| LOURDES HOSPITAL INC | | 38 | 2 | 5% | 40 |
| CLINICAL PATHOLOGY LABORATORIES, INC | | 40 | | | 40 |
| PLAINVIEW URGENT CARE | | 38 | 2 | 5% | 40 |
| NORTH CAROLINA DEPARTMENT OF HEALTH & HUMAN SERVICES | 1 | | 39 | 98% | 40 |
| LONGLEAF DIAGNOSTIC LABORATORIES | | 11 | 29 | 73% | 40 |
| SPRING MANOR ASSISTED LIVING | | 40 | | | 40 |
| URGENT CARE & WELLNESS CENTER | | 10 | 30 | 75% | 40 |
| RENAISSANCE AT THE TERRACES | | 39 | 1 | 3% | 40 |
| REGENCY OAKS HEALTH CENTER | | 38 | 2 | 5% | 40 |
| ROYAL PALM SENIOR RESIDENCE | | 40 | | | 40 |
| PRIDE DIAGNOSTICS | | 24 | 16 | 40% | 40 |
| PATRICK MANOR INCORPORATED | | 40 | | | 40 |
| CENTRA CARE – LAKE NONA | | 4 | 36 | 90% | 40 |
| PACIFICA SENIOR LIVING OCALA | | 35 | 5 | 13% | 40 |
| MID-FLORIDA PATHOLOGY, LLC | | 32 | 8 | 20% | 40 |
| CSL PLASMA INC | | 7 | 32 | 82% | 39 |
| LAKELAND REGIONAL HEALTH GATEWAY CENTER | | 16 | 23 | 59% | 39 |
| ADVENTIST HEALTH SYSTEM FLORIDA | | 26 | 13 | 33% | 39 |
| HCTB INC | | 37 | 2 | 5% | 39 |
| CEDAR CREEK AT KINGS BAY INC | | 39 | | | 39 |
| BAY COUNTY JAIL ANNEX | | 34 | 5 | 13% | 39 |
| NORTHWELL HEALTH PLAINVIEW HOSPITAL LABORATORY | | 30 | 9 | 23% | 39 |
| CARE 4 U MANAGEMENT, INC | | | 39 | 100% | 39 |
| GUYAN VALLEY WELLNESS CENTER | | 32 | 7 | 18% | 39 |
| DEPT OF VA MED CENTE-WEST PALM BEACH | | | 39 | 100% | 39 |
| GARDENS HEALTH NH LLC | | 39 | | | 39 |
| MEDEX MEDICAL EXPRESS OF PALATKA LLC | | | 39 | 100% | 39 |
| MIAMI CLINICAL RESEARCH CORP | | | 39 | 100% | 39 |
| WG BAYPOINT VILLAGE SH LLC | | 38 | 1 | 3% | 39 |
| BENTLEY CARE CENTER | | 39 | | | 39 |

COVID-19: testing by laboratory

Data through Feb 24, 2021 verified as of Feb 25, 2021 at 09:25 AM

Data in this report are provisional and subject to change.

The numbers in the table below represent the number of Florida and non-Florida residents for whom test results were received by the Department of Health. A person can be tested by more than one laboratory and can have both positive and negative results. **Therefore, the sum of the numbers in each column will be larger than the total number of people tested.**

| Reporting lab | Inconclusive | Negative | Positive | Percent positive | Total |
|--|--------------|----------|----------|------------------|-------|
| INTERCOASTAL MEDICAL GROUP | | | 39 | 100% | 39 |
| STAT ONE URGENT CARE CENTER | | 2 | 37 | 95% | 39 |
| BHA CENTRAL COUNTY CLINIC | | 21 | 18 | 46% | 39 |
| ADVENT HEALTH CENTRA CARE - LAKE LAND | | 30 | 9 | 23% | 39 |
| FREEDOM SQUARE NURSING CENTER | | 31 | 8 | 21% | 39 |
| CLINICAL RESEARCH SEQUENCING PLATFORM | | 8 | 31 | 79% | 39 |
| JUNIPER VILLAGE AT CAPE CORAL | | 34 | 5 | 13% | 39 |
| UNION MEDICAL CARE PLLC | | 39 | | | 39 |
| BRADFORD COUNTY HEALTH DEPARTMENT | | 37 | 1 | 3% | 38 |
| HOMEWOOD RESIDENCE AT FREEDOM PLAZA | | 37 | 1 | 3% | 38 |
| STEWART MEDICAL GROUP, INC | | 21 | 17 | 45% | 38 |
| PREMIER COMMUNITY HEALTHCARE GROUP INC | | 37 | 1 | 3% | 38 |
| BOND CLINIC, PA | | 9 | 29 | 76% | 38 |
| MOLECULAR DIAGNOSTICS | | 5 | 33 | 87% | 38 |
| CENTRAL FLORIDA PEDIATRICS | | 13 | 25 | 66% | 38 |
| VIP WALK IN CLINIC | | 19 | 19 | 50% | 38 |
| BRIDGEVIEW CENTER LLC | | 27 | 11 | 29% | 38 |
| AUTUMN OF SARASOTA | | 12 | 26 | 68% | 38 |
| MIRIMUS CLINICAL LABS | 1 | 15 | 22 | 58% | 38 |
| CCRC @ SUNFLOWER LLC | | 35 | 3 | 8% | 38 |
| ROYAL CARE OF AVON PARK | | 35 | 3 | 8% | 38 |
| CITRUS COUNTY HEALTH DEPARTMENT | | 34 | 4 | 11% | 38 |
| FLORIDA DEPARTMENT OF HEALTH CLAY COUNTY | | 25 | 13 | 34% | 38 |
| MISSION OAKS ASSISTED LIVING | | 36 | 2 | 5% | 38 |
| LUTHERAN HAVEN EXTENDED CONGREGATE CAR | | 38 | | | 38 |
| BRANDON COMMUNITY HEALTH CENTER | | 29 | 8 | 22% | 37 |
| HOLZER HEALTH CENTER | | 5 | 32 | 86% | 37 |
| WALGREENS #06012 | | 33 | 4 | 11% | 37 |
| BOULEVARD REHABILITATION CENTER | | 24 | 13 | 35% | 37 |
| PATHOGENIUS LABORATORIES | | 30 | 7 | 19% | 37 |
| THE COLLIER AT NAPLES | | 36 | 1 | 3% | 37 |
| CROSSROADS URGENT CARE | | 22 | 15 | 41% | 37 |
| INNOVATION CLINICAL TRIALS, INC | | | 37 | 100% | 37 |
| ACCURATE DIAGNOSTIC LAB | | 35 | 2 | 5% | 37 |
| DUVAL PHARMACY | | 28 | 9 | 24% | 37 |
| ONE MILO | | 37 | | | 37 |
| IMA MEDICAL GROUP POINCIANA | | 14 | 23 | 62% | 37 |
| HR SARASOTA OPERATOR LLC | | 25 | 12 | 32% | 37 |
| ST AUGUSTINE PEDIATRIC ASSOC | | 33 | 4 | 11% | 37 |
| MICHAEL A VENAZIO MD | | 34 | 3 | 8% | 37 |
| CONNECTICUT DEPARTMENT OF HEALTH | | 22 | 15 | 41% | 37 |
| PREMISE HEALTH MIA | | 1 | 36 | 97% | 37 |
| PEDIATRIC SERVICES AND BREATHING CENTER PA | | 25 | 12 | 32% | 37 |
| BIOFIRE | | 7 | 30 | 81% | 37 |
| PONCE THERAPY CARE CENTER | | 34 | 3 | 8% | 37 |
| TAYLORVILLE FAMILY MEDICINE | | 30 | 7 | 19% | 37 |
| AR ANESTHESIA LLC | | 36 | 1 | 3% | 37 |

COVID-19: testing by laboratory

Data through Feb 24, 2021 verified as of Feb 25, 2021 at 09:25 AM

Data in this report are provisional and subject to change.

The numbers in the table below represent the number of Florida and non-Florida residents for whom test results were received by the Department of Health. A person can be tested by more than one laboratory and can have both positive and negative results. **Therefore, the sum of the numbers in each column will be larger than the total number of people tested.**

| Reporting lab | Inconclusive | Negative | Positive | Percent positive | Total |
|---|--------------|----------|----------|------------------|-------|
| FAMILY EXTENDED CARE OF SEBRING INC | | 35 | 2 | 5% | 37 |
| PANCARE HEALTH - BAY COUNTY - YOUNGSTOWN | | 33 | 4 | 11% | 37 |
| GENEXPERT | | | 36 | 100% | 36 |
| BVL/LITTLE ANGEL PEDIATRICS | | 36 | | | 36 |
| EASTERN SHORE URGENT CARE | | 25 | 11 | 31% | 36 |
| CORRECTIONAL MEDICAL GROUP | | 27 | 9 | 25% | 36 |
| MINUTECLINIC DIAGNOSTIC OF HAWAII LLC | | 31 | 5 | 14% | 36 |
| WASHINGTON COUNTY HEALTH DEPARTMENT | | 24 | 12 | 33% | 36 |
| BELVEDERE COMMONS OF SUN CITY CENTER□ | | 36 | | | 36 |
| A & R RESEARCH GROUP | | 30 | 6 | 17% | 36 |
| MINUTE CLINIC INCORPORATE | | 30 | 6 | 17% | 36 |
| NCHD | | 21 | 14 | 40% | 35 |
| NIGHT LITE PEDIATRIC CENTER | | 10 | 25 | 71% | 35 |
| P23 LABS | | 35 | | | 35 |
| TERRACE AT HOBE SOUND, THE | 1 | 31 | 3 | 9% | 35 |
| PATHGROUP | | 9 | 26 | 74% | 35 |
| MAINSTREET FAMILY URGENT CARE | | 1 | 34 | 97% | 35 |
| ADVENT HEALTH - FISH MEMORIAL | | 2 | 33 | 94% | 35 |
| MADISON COUNTY MEMORIAL HOSPITAL LABORATORY | | 15 | 20 | 57% | 35 |
| WUESTHOFF MEMORIAL HOSPITAL | | | 35 | 100% | 35 |
| LONG ISLAND UNIVERSITY - POST CAMPUS | | 35 | | | 35 |
| PRMG - EAST NAPLES | 1 | 23 | 11 | 31% | 35 |
| LAKE CO EMPLOYEE HEALTH AND WELLNESS CENTER | | 31 | 4 | 11% | 35 |
| DOT DOC SARASOTA | | 33 | 2 | 6% | 35 |
| NEUROINTERNATIONAL SARASOTA | | 32 | 3 | 9% | 35 |
| HARMONY HEALTH OPCO, LLC | | 15 | 20 | 57% | 35 |
| PARKSIDE HEALTH AND REHABILITATION CENTER | | | 35 | 100% | 35 |
| MEADOWCREST FAMILY PHYSICIANS PA | | 14 | 21 | 60% | 35 |
| LYSTER ACH FT RUCKER AL | | 32 | 3 | 9% | 35 |
| BAYSHORE PATHOLOGY CONSULTANTS PA | | 34 | 1 | 3% | 35 |
| IRL | | 4 | 31 | 89% | 35 |
| STETSON UNIVERSITY STUDENT HEALTH CENTER | | 3 | 31 | 91% | 34 |
| OPTUMCARE SOUTH FLORIDA, LLC | | 27 | 7 | 21% | 34 |
| LAKE INTERNAL MEDICINE ASSOCIATES PA | | 29 | 5 | 15% | 34 |
| REDI-MED WALK IN FAMILY CLINIC | | | 34 | 100% | 34 |
| ST LUCIE COUNTY JAIL | | 25 | 9 | 26% | 34 |
| COMPLETE HOME CARE OF THE PALM BEACHES LLC | | 32 | 2 | 6% | 34 |
| AESTHETIC SURGERY CENTER OF WINTER PARK, THE | 3 | 29 | 2 | 6% | 34 |
| COLLIER HMA PHYSICIAN MANAGEMENT LLC | | 26 | 8 | 24% | 34 |
| MEDCOMP SCIENCES | | | 34 | 100% | 34 |
| GRAND AVENUE RX | | | 34 | 100% | 34 |
| ANDALUSIA HEALTH | | 17 | 17 | 50% | 34 |
| ENCOMPASS HEALTH REHABILITATION HOSPITAL OF LARGO | | 31 | 3 | 9% | 34 |
| CDR MAGUIRE - MIAMI BEACH CC MISSION 17388 | | 2 | 32 | 94% | 34 |
| PECONIC BAY MEDICAL CENTER LABORATORY | | 26 | 8 | 24% | 34 |
| ASHTON PLACE | 3 | 27 | 4 | 12% | 34 |
| IMA MEDICAL CENTER | | 21 | 13 | 38% | 34 |

COVID-19: testing by laboratory

Data through Feb 24, 2021 verified as of Feb 25, 2021 at 09:25 AM

Data in this report are provisional and subject to change.

The numbers in the table below represent the number of Florida and non-Florida residents for whom test results were received by the Department of Health. A person can be tested by more than one laboratory and can have both positive and negative results. **Therefore, the sum of the numbers in each column will be larger than the total number of people tested.**

| Reporting lab | Inconclusive | Negative | Positive | Percent positive | Total |
|--|--------------|----------|----------|------------------|-------|
| ST VINCENTS PRIMARY CARE | | 29 | 5 | 15% | 34 |
| UNIVERSITY HOSPITAL | | 29 | 5 | 15% | 34 |
| PROFESSIONAL PEDIATRICS | | 32 | 2 | 6% | 34 |
| PINES NURSING HOME | | 33 | 1 | 3% | 34 |
| ST. MARYS MEDICAL CENTER | | 1 | 33 | 97% | 34 |
| POARCH BANC CREEK INDIANS TRIBAL HEALTH DEPARTMENT | | | 34 | 100% | 34 |
| OCOEE PEDIATRICS | | 27 | 7 | 21% | 34 |
| LONG ISLAND JEWISH MED CTR | | 31 | 3 | 9% | 34 |
| TUSCAN GARDENS OF DELRAY BEACH MANAGEMENT COMPANY, | | 34 | | | 34 |
| PARAMOUNT WALK-IN CLINIC | | 1 | 33 | 97% | 34 |
| RASHDA ALBIBI M.D. P.A. | | 31 | 3 | 9% | 34 |
| JOHN KNOX VILLAGE OF CENTRAL FLORIDA | | 30 | 4 | 12% | 34 |
| ATRIA WILLOW WOOD | | 32 | 2 | 6% | 34 |
| LONG TERM CARE OF GULF BREEZE LLC | | 30 | 4 | 12% | 34 |
| BOND CLINIC | | 3 | 30 | 91% | 33 |
| GRACE MEDICAL HOME | | 24 | 9 | 27% | 33 |
| SANFORD MOBILE LAB PGA TOUR | | 32 | 1 | 3% | 33 |
| GREENRIDGE GROUP HOME | 3 | 11 | 19 | 58% | 33 |
| SUMTER PEDIATRICS | | 31 | 2 | 6% | 33 |
| WESTWOOD NURSING AND REHABILITATION | | 28 | 5 | 15% | 33 |
| ATRIA SAN PABLO | | 31 | 2 | 6% | 33 |
| PHOSPHORUS DIAGNOSTICS | | 27 | 6 | 18% | 33 |
| FLORIDA PEDIATRIC GROUP PA | | 28 | 5 | 15% | 33 |
| CORAL HOUSE ASSISTED LIVING COMMUNITY LLC | | 33 | | | 33 |
| VETERAN AFFAIRS MEDICAL CENTER - JAMES J PETERS | | 30 | 3 | 9% | 33 |
| METRO KNOXVILLE HMA | | 25 | 8 | 24% | 33 |
| THE SPRINGS OF PARC HILL | | 32 | 1 | 3% | 33 |
| THE TRADITION OF THE PALM BEACHES | | 32 | 1 | 3% | 33 |
| AVOW HOSPICE INC | | 33 | | | 33 |
| AHSE ROP | | 32 | 1 | 3% | 33 |
| FHMG-FLORIDA HOSPITAL MEDICAL GROUP | | 24 | 9 | 27% | 33 |
| CAREHERE LAKE SCHOOLS EMPLOYEE HEALTH CENTER | | 22 | 11 | 33% | 33 |
| AYERS NURSING AND REHABILITATION CENTER | | 33 | | | 33 |
| NIGHT LITE PEDIATRICS URGENT CARE CENTER | | | 33 | 100% | 33 |
| Kensington Gardens | | 33 | | | 33 |
| PHYSICIAN ASSOCIATES LLC | | 26 | 7 | 21% | 33 |
| PORT SAINT JOHN FAMILY PRACTICE | | 21 | 12 | 36% | 33 |
| MINUTECLINIC DIAGNOSTIC OF RHODE ISLAND, LLC #1544 | | 32 | 1 | 3% | 33 |
| ST ANTHONYS PRIMARY CARE LLC/JACKSON STREET | | | 33 | 100% | 33 |
| VETERANS HOME | | | 32 | 100% | 32 |
| IPSUM DIAGNOSTICS | | 3 | 29 | 91% | 32 |
| Heartland Health Care Center North Sarasota | | 18 | 14 | 44% | 32 |
| COLORADO DEPARTMENT OF HEALTH LABORATORY SERVICES DIVISION | | | 32 | 100% | 32 |
| WESTMINSTER ST AUGUSTINE | | 32 | | | 32 |
| LIGHTHOUSE PEDIATRICS OF NAPLES | | 28 | 4 | 13% | 32 |
| MAIN STREET MEDICAL CENTER OF CRESTVIEW PA | | 19 | 13 | 41% | 32 |
| LPG CONVENIENT CARE AT METRO | | 29 | 3 | 9% | 32 |

COVID-19: testing by laboratory

Data through Feb 24, 2021 verified as of Feb 25, 2021 at 09:25 AM

Data in this report are provisional and subject to change.

The numbers in the table below represent the number of Florida and non-Florida residents for whom test results were received by the Department of Health. A person can be tested by more than one laboratory and can have both positive and negative results. **Therefore, the sum of the numbers in each column will be larger than the total number of people tested.**

| Reporting lab | Inconclusive | Negative | Positive | Percent positive | Total |
|---|--------------|----------|----------|------------------|-------|
| JACKSON HEALTH SYSTEM | | 1 | 31 | 97% | 32 |
| VILLAGE ON THE ISLE | | 27 | 5 | 16% | 32 |
| HARBORCHASE OF WELLINGTON CROSSING | | 30 | 2 | 6% | 32 |
| NORTH FLORIDA PEDIATRICS - JACKSONVILLE | | 28 | 4 | 13% | 32 |
| TRADITIONAL HOME CARE INC | | 31 | 1 | 3% | 32 |
| ADVANCE URGENT CARE CENTER, LLC | | 1 | 31 | 97% | 32 |
| OPIS COQUINA CENTER | | 32 | | | 32 |
| MAKO MEDICAL | | 17 | 15 | 47% | 32 |
| UNION MEDICAL CARE | | 31 | | | 31 |
| AMERICAN ESOTERIC LABORATORIES | | 15 | 16 | 52% | 31 |
| BOCA TOXICOLOGY LLC | | 29 | 2 | 6% | 31 |
| BROOKDALE CANOPY OAKS | | | 31 | 100% | 31 |
| UNIPATH | | 24 | 7 | 23% | 31 |
| ADVENTHEALTH MEDICAL GROUP FAMILY MEDICINE AT RDV | | 31 | | | 31 |
| MICHAEL J D'AMBROSE MD PA | | 29 | 2 | 6% | 31 |
| SOUTHEASTERN OUTPATIENT SURGERY CENTER | | 28 | 3 | 10% | 31 |
| PASSPORT HEALTH ORLANDO | | 31 | | | 31 |
| LabCorp L#09258130 M#09258125 | | 12 | 19 | 61% | 31 |
| Consulate Health Care of Orange Park | | 27 | 4 | 13% | 31 |
| SANTA BARBARA CARE CENTER | | 18 | 13 | 42% | 31 |
| ENT AND ALLERGY ASSOCIATES OF FLORIDA LLC | | 30 | 1 | 3% | 31 |
| ALABAMA CLINICS | | 16 | 15 | 48% | 31 |
| FUTURE PEDIATRICS | | 28 | 3 | 10% | 31 |
| REGENCY PARK ASSISTED LIVING FACILITY | | 29 | 2 | 6% | 31 |
| DISCOVERY COMMONS AT BRADENTON | | 31 | | | 31 |
| COMMUNITY MEDICAL CARE CENTER INC | | | 31 | 100% | 31 |
| CVS MINUTE CLINIC DIAGNOSTIC OF NORTH CAROL | | 25 | 6 | 19% | 31 |
| CONCIMED LLC | | 26 | 5 | 16% | 31 |
| COLLIER ANESTHESIA PAIN LLC | | 31 | | | 31 |
| FLORIDA DEPARTMENT OF HEALTH IN MONROE COUNTY | | 26 | 5 | 16% | 31 |
| MILLENIA ADVANCED SCIENTIFIC LLC | | | 31 | 100% | 31 |
| ALAN A SMITH MD LLC | | 29 | 1 | 3% | 30 |
| CLINCLOUD, LLC | | | 30 | 100% | 30 |
| UR CARE FAMILY AND SPORTS MEDICINE | | | 30 | 100% | 30 |
| BOCA BIOLISTIC REFERENCE LAB | | | 30 | 100% | 30 |
| THE TERRACE AT IVY ACRES ALF | | 11 | 19 | 63% | 30 |
| HERITAGE WATERSIDE | | 27 | 3 | 10% | 30 |
| ADVENT HEALTH PRIMARY CARE PLUS, WINTER GARDEN | | 26 | 4 | 13% | 30 |
| AMMON ANALYTICAL LABORATORIES | | 26 | 4 | 13% | 30 |
| MINUTE CLINIC LLC #2216 | | 28 | 2 | 7% | 30 |
| JAMAICA HOSPITAL MEDICAL CENTER | | 28 | 2 | 7% | 30 |
| WELLMED AT NEW TAMPA | | 22 | 8 | 27% | 30 |
| VILLA COURT LLC | | 30 | | | 30 |
| ALWAYS BEST CARE SENIOR SERVICES | | 27 | 3 | 10% | 30 |
| AMEERAH LABS | | | 30 | 100% | 30 |
| MIDDLETOWN MEDICAL P C | | 21 | 9 | 30% | 30 |
| Okeechobee Health Care Facility | | 16 | 14 | 47% | 30 |

COVID-19: testing by laboratory

Data through Feb 24, 2021 verified as of Feb 25, 2021 at 09:25 AM

Data in this report are provisional and subject to change.

The numbers in the table below represent the number of Florida and non-Florida residents for whom test results were received by the Department of Health. A person can be tested by more than one laboratory and can have both positive and negative results. **Therefore, the sum of the numbers in each column will be larger than the total number of people tested.**

| Reporting lab | Inconclusive | Negative | Positive | Percent positive | Total |
|---|--------------|----------|----------|------------------|-------|
| HEALTH FIRST - VIERA HOSPITAL | | 1 | 29 | 97% | 30 |
| MAGNOLIA DIAGNOSTICS, LLC | | 3 | 27 | 90% | 30 |
| EASYCARE WALK-IN CLINIC | 1 | 11 | 18 | 60% | 30 |
| MEDEXPRESS - BLOOMIN BRANDS | | 13 | 17 | 57% | 30 |
| UNIVERSITY MEDICAL CTR OF PRINCETON AT | | 28 | 2 | 7% | 30 |
| COUNTY OF LOS ANGELES | | | 30 | 100% | 30 |
| WALK IN MEDICAL URGENT CARE | | 30 | | | 30 |
| FAST PACE MEDICAL CLINIC | | 26 | 3 | 10% | 29 |
| BAY STREET PHARMACY☐ | | 27 | 2 | 7% | 29 |
| Wiregrass Rehabilitation Center and Nursing Home | | 28 | 1 | 3% | 29 |
| MINUTECLINIC DIAGNOSTIC OF SOUTH CAROL | | 27 | 2 | 7% | 29 |
| RENAISSANCE SENIOR LIVING | 1 | 28 | | | 29 |
| STATEN ISLAND UNIVERSITY HOSPITAL-POUCH | | 29 | | | 29 |
| EVERLYWELL | | 16 | 13 | 45% | 29 |
| SUNTREE INTERNAL MEDICINE | | 29 | | | 29 |
| FLAGLER HOSPITAL INC | 2 | | 27 | 93% | 29 |
| FAMILY CARE PARTNERS URGENT CARE LLC | | 23 | 6 | 21% | 29 |
| NURSES HELPING HANDS INC ALF | | 29 | | | 29 |
| CDC | | 17 | 12 | 41% | 29 |
| UNIV OF ROCHESTER-STRONG MEMORIAL HOSP | | 28 | 1 | 3% | 29 |
| BASSETTI MEDICAL RESEARCH INC | | 23 | 6 | 21% | 29 |
| NEMOURS CHILDRENS CLINIC | | 22 | 7 | 24% | 29 |
| COMPREHENSIVE CHILDCARE | | 23 | 6 | 21% | 29 |
| BULLS HEAD URGENT CARE | | 28 | 1 | 3% | 29 |
| PANCARE HEALTH - BONIFAY K-8 | | | 29 | 100% | 29 |
| P4CLINICAL | 3 | 2 | 24 | 83% | 29 |
| VETERANS AFFAIRS MEDICAL CENTER - NEW YORK HARBOR | | 28 | 1 | 3% | 29 |
| VIKOR SCIENTITIC | | | 29 | 100% | 29 |
| PRO HEALTH HARMONY | | 29 | | | 29 |
| WEINBERG VILLAGE | | 28 | 1 | 3% | 29 |
| PALM GARDEN OF JACKSONVILLE | | 27 | 2 | 7% | 29 |
| LAKE PLACID HEALTH AND REHABILITATION | | 1 | 27 | 96% | 28 |
| LAKE MARY - STIRLING CENTER SUITE 202 | | | 28 | 100% | 28 |
| ORANGE PEDIATRICS | | | 28 | 100% | 28 |
| PERDIDO URGENT CARE | | 1 | 27 | 96% | 28 |
| FAMILY CARE PARTNERS | | 18 | 10 | 36% | 28 |
| KEY PRIMARY CARE | | | 28 | 100% | 28 |
| LAKE COUNTY SCHOOLS EMPLOYEE HEALTH CENTER | | 17 | 11 | 39% | 28 |
| PREMIER URGENT CARE CENTER LLC | | | 28 | 100% | 28 |
| DUVAL COUNTY HEALTH DEPARTMENT | | 28 | | | 28 |
| ASTORIA HEALTH AND REHABILITATION CENTER | | 27 | 1 | 4% | 28 |
| ISLAMORADA VILLAGE OF ISLANDS FIRE RESCUE | | 26 | 2 | 7% | 28 |
| Cleveland Clinic Laboratories | | 4 | 24 | 86% | 28 |
| PORT ST LUCIE HOSPITAL | | 25 | 3 | 11% | 28 |
| WHITE-WILSON MEDICAL CENTER | | 19 | 9 | 32% | 28 |
| LAKELAND NURSING AND REHABILITATION CENTER | | | 28 | 100% | 28 |
| PALMS, THE | | 28 | | | 28 |

COVID-19: testing by laboratory

Data through Feb 24, 2021 verified as of Feb 25, 2021 at 09:25 AM

Data in this report are provisional and subject to change.

The numbers in the table below represent the number of Florida and non-Florida residents for whom test results were received by the Department of Health. A person can be tested by more than one laboratory and can have both positive and negative results. **Therefore, the sum of the numbers in each column will be larger than the total number of people tested.**

| Reporting lab | Inconclusive | Negative | Positive | Percent positive | Total |
|---|--------------|----------|----------|------------------|-------|
| ACTIVE SENIOR LIVING | | 26 | 2 | 7% | 28 |
| BROOKDALE PHILLIPPI CREEK | | | 28 | 100% | 28 |
| DAVID LAWRENCE CENTER | | 24 | 4 | 14% | 28 |
| EDEN AT CRESTVIEW | | 12 | 16 | 57% | 28 |
| CERON PEDIATRICS & INTEGRATIVE MEDICIN | | 28 | | | 28 |
| DCH REGIONAL MEDICAL CENTER LABORATORY | | 27 | 1 | 4% | 28 |
| WARDE MEDICAL LABORATORY | | 20 | 8 | 29% | 28 |
| PINELLAS INTERNAL MEDICINE ASSOCIATES | 1 | 26 | 1 | 4% | 28 |
| ATLAN | | 24 | 4 | 14% | 28 |
| FAMILY AND INTERNAL MEDICINE AT AVALON PARK | | 25 | 3 | 11% | 28 |
| D W MCMILLAN MEMORIAL HOSPITAL | | 17 | 11 | 39% | 28 |
| MARION PEDIATRICS PA | | 21 | 7 | 25% | 28 |
| URGENT CARE CENTER | | | 28 | 100% | 28 |
| LEXINGTON PLACE SENIOR LIVING COMMUNITY | | 27 | | | 27 |
| ATRIA LADY LAKE | | 27 | | | 27 |
| BODYK | | 23 | 4 | 15% | 27 |
| BAPTIST PRIMARY BLACK CREEK SOUTH | | | 27 | 100% | 27 |
| RIVERHEAD URGENT CARE | | 26 | 1 | 4% | 27 |
| NATIONAL MENTOR HEALTHCARE LLC | | | 27 | 100% | 27 |
| Bon Secours Maria Manor | | 22 | 5 | 19% | 27 |
| SPANISH RIVER HIGH SCHOOL ESE | | 23 | 4 | 15% | 27 |
| CHILDRENS MEDICAL CENTER | | | 27 | 100% | 27 |
| ACCESS 365 URGENT CARE | | 8 | 19 | 70% | 27 |
| CENTER ONE SURGERY CENTER | | 22 | 5 | 19% | 27 |
| SUNCOAST LABS | | | 27 | 100% | 27 |
| ST PETER'S BENDER LABORATORY | | 26 | 1 | 4% | 27 |
| HEALTHPARK MEDICAL CENTER ABG LAB | | 26 | 1 | 4% | 27 |
| STEWART MELBOURNE HOSPITAL | | | 27 | 100% | 27 |
| EXPRESS CARE OF BELLEVIEW | | 27 | | | 27 |
| WEISS PEDIATRIC CARE LLC | | 16 | 11 | 41% | 27 |
| UCLA HEALTHCARE CLINICAL LABS | | 23 | 4 | 15% | 27 |
| LABORATORY ALLIANCE OF CENTRAL NEW YORK | | 26 | 1 | 4% | 27 |
| BROOKDALE BRANDON | 1 | 26 | | | 27 |
| MINUTE CLINIC, LLC DBA MINUTECLINIC #4505 | | 25 | 2 | 7% | 27 |
| BROOKDALE SOUTHPOINT | | | 27 | 100% | 27 |
| SYNIVERSE WELLNESS CENTER | | 23 | 4 | 15% | 27 |
| JFK MEDICAL CENTER NORTH LAB | | 1 | 26 | 96% | 27 |
| CENTRAL FLORIDA HEALTH CARE INC WAUCHULA SITE 2 | | 20 | 7 | 26% | 27 |
| PULMONARY SPECIALISTS OF THE PALM BEACHES | | 16 | 10 | 38% | 26 |
| LAKES DIALYSIS CENTER INC | | | 26 | 100% | 26 |
| RESIDENCE AT BAY VUE | | 25 | 1 | 4% | 26 |
| SOUTHCOR LABORATORY | | 4 | 22 | 85% | 26 |
| PREMIUM HEALTH SERVICES OF TAMPA BAY LLC | | 15 | 11 | 42% | 26 |
| PALM BEACH COUNTY FIRE RESCUE | | 24 | 2 | 8% | 26 |
| OAKTREE HEALTHCARE | | | 26 | 100% | 26 |
| LOOP PEDIATRICS | | 22 | 4 | 15% | 26 |
| MINUTECLINIC DIAGNOSTIC OF RHODE ISLAND, LLC #212 | | 26 | | | 26 |

COVID-19: testing by laboratory

Data through Feb 24, 2021 verified as of Feb 25, 2021 at 09:25 AM

Data in this report are provisional and subject to change.

The numbers in the table below represent the number of Florida and non-Florida residents for whom test results were received by the Department of Health. A person can be tested by more than one laboratory and can have both positive and negative results. **Therefore, the sum of the numbers in each column will be larger than the total number of people tested.**

| Reporting lab | Inconclusive | Negative | Positive | Percent positive | Total |
|--|--------------|----------|----------|------------------|-------|
| BROWARD HEALTH IMPERIAL POINT NURSING | | | 26 | 100% | 26 |
| RESIDENTIAL PLAZA AT BLUE LAGOON INC | | 23 | 3 | 12% | 26 |
| ADVANCED URGENT CARE | | 12 | 14 | 54% | 26 |
| WEST BROWARD CARE CENTER | | 24 | 2 | 8% | 26 |
| LOT HEALTH SERVICES☐ | 1 | 25 | | | 26 |
| ADVENT HEALTH PARTIN SETTLEMENT HEALTH PARK | | 18 | 8 | 31% | 26 |
| EPIC REFERENCE LABS INC | | | 26 | 100% | 26 |
| WAKULLA COUNTY HEALTH DEPARTMENT | | 12 | 14 | 54% | 26 |
| MINUTE CLINIC DIAGNOSTIC OF SC, LLC #75 | | 25 | 1 | 4% | 26 |
| ST JOSEPHS HOSPITAL SOUTH HOSPITAL | | | 26 | 100% | 26 |
| STUART REHABILITATION AND HEALTHCARE | | 12 | 14 | 54% | 26 |
| WIREGRASS CLINIC LLC | | 21 | 5 | 19% | 26 |
| RAINBOW PEDIATRICS | | 1 | 25 | 96% | 26 |
| URGENT FAMILY CARE INC | | 23 | 3 | 12% | 26 |
| JUPITER MEDICAL CENTER PHYSICIANS GROUP, INC | | 23 | 3 | 12% | 26 |
| MIGUEL E TREVINO MD PA | | 22 | 4 | 15% | 26 |
| ROCKLAND URGENT CARE FAMILY HEALTH NP | | 26 | | | 26 |
| COLORADO DEPARTMENT OF PUBLIC HEALTH AND ENVIRONMENT | | | 26 | 100% | 26 |
| CHILDREN'S MEDICAL CENTER | | | 26 | 100% | 26 |
| NORTH PINELLAS CHILDRENS MEDICAL CENTER | | | 26 | 100% | 26 |
| OAKMONTE VILLAGE | | 25 | 1 | 4% | 26 |
| TGH URGENT CARE - RIVERVIEW | | | 26 | 100% | 26 |
| MONTEFIORE NEW ROCHELLE HOSPITAL | | 24 | 2 | 8% | 26 |
| MINUTECLINIC, LLC | | 22 | 4 | 15% | 26 |
| THE MINIER URGENT CARE | | 20 | 6 | 23% | 26 |
| GUIDEWELL EMERGENCY MEDICINE DOCTORS LLC | | 9 | 17 | 65% | 26 |
| CORNERSTONE PEDIATRICS | | 16 | 10 | 38% | 26 |
| MONCRIEF ARMY HEALTH CLINIC | | | 26 | 100% | 26 |
| FLORIDA ENDOSCOPY & SURGERY CTR LLC | | 26 | | | 26 |
| SOMA MEDICAL CENTER PA #3 | | | 26 | 100% | 26 |
| MINUTECLINIC DIAGNOSTIC OF NORTH CAROLINA | | 25 | 1 | 4% | 26 |
| MADWAR | | 19 | 6 | 24% | 25 |
| FORT CAROLINE GARDENS, INC | | 23 | 2 | 8% | 25 |
| FORT VALLEY STATE UNIVERSITY | | 25 | | | 25 |
| EP MEDICAL EQUIPMENT PHARMACY | | 23 | 2 | 8% | 25 |
| UNION CHD | | 22 | 3 | 12% | 25 |
| MINUTECLINIC DIAGNOSTIC OF MICHIGAN | | 23 | 2 | 8% | 25 |
| EAST HILL MEDICAL GROUP | | 17 | 8 | 32% | 25 |
| ROADS PEDIATRICS,LLC | | 23 | 2 | 8% | 25 |
| SOUTH FLORIDA DIALYSIS CENTER | | 8 | 17 | 68% | 25 |
| RJ LEE GROUP | 1 | 23 | 1 | 4% | 25 |
| GULFSIDE HOSPICE INC | | 22 | 3 | 12% | 25 |
| AMELIA ASSISTED LIVING FACILITY | | 25 | | | 25 |
| TALLAHASSEE DEVELOPMENTAL CENTER☐ | | 24 | 1 | 4% | 25 |
| ARCPPOINT LABS OF FORT LAUDERDALE | | 25 | | | 25 |
| FEDERAL PRISON CAMP PENSACOLA | | | 25 | 100% | 25 |
| COLONY CARE CENTER | | 16 | 9 | 36% | 25 |

COVID-19: testing by laboratory

Data through Feb 24, 2021 verified as of Feb 25, 2021 at 09:25 AM

Data in this report are provisional and subject to change.

The numbers in the table below represent the number of Florida and non-Florida residents for whom test results were received by the Department of Health. A person can be tested by more than one laboratory and can have both positive and negative results. **Therefore, the sum of the numbers in each column will be larger than the total number of people tested.**

| Reporting lab | Inconclusive | Negative | Positive | Percent positive | Total |
|--|--------------|----------|----------|------------------|-------|
| ABL MEDICAL CARE LLC | | | 25 | 100% | 25 |
| ST. CLOUD HOSPITAL | | 20 | 5 | 20% | 25 |
| SANITAS | | 4 | 21 | 84% | 25 |
| ADVENTHEALTH MEDICAL GROUP FAMILY MEDICINE | | 24 | 1 | 4% | 25 |
| Salerno Bay Health & Rehabilitation Center | | 18 | 7 | 28% | 25 |
| Lanier Rehab | | | 25 | 100% | 25 |
| SUNSHINE ASSISTED LIVING | | 25 | | | 25 |
| THE WATERMARK AT VISTAWILLA | | 25 | | | 25 |
| GASTROENTEROLOGY ASSOCIATES OF PENSACOLA PA | | 22 | 3 | 12% | 25 |
| ST JOSEPHS CHILDRENS OUTREACH | | | 25 | 100% | 25 |
| VASSAR BROTHERS MEDICAL CENTER LABORATORY | | 24 | 1 | 4% | 25 |
| KESHAV RX LLC | | 22 | 3 | 12% | 25 |
| ADVENT HEALTH - LAKE MARY PEDIATRICS | | 16 | 9 | 36% | 25 |
| WOMENS CARE FLORIDA LABORATORY | | 25 | | | 25 |
| MD BEAUTY LABS, PA | | 23 | 2 | 8% | 25 |
| WESTPAC LABS | | 1 | 24 | 96% | 25 |
| M&V SAN JOSE MEDICAL CENTER | | | 25 | 100% | 25 |
| WELLNOW URGENT CARE | | 23 | 1 | 4% | 24 |
| JOSEF SCHENKER MD PC | | 24 | | | 24 |
| AIR, LAND & SEA PHYSICALS & CONSULTATIONS, LLC | | 23 | 1 | 4% | 24 |
| THE LODGE AND REHABILITATION CENTER | | 9 | 15 | 63% | 24 |
| PACIFICA SENIOR LIVING FORT MYERS | | 15 | 9 | 38% | 24 |
| ADVENTHEALTH MEDICAL GROUP FAMILY & INTERNAL | | 9 | 15 | 63% | 24 |
| MED PLUS FLORENCE | | 20 | 4 | 17% | 24 |
| THE CHAPPEL GROUP RESEARCH | | 24 | | | 24 |
| INTERIM HEALTHCARE OF NORTHWEST FLORIDA INC | | 22 | 2 | 8% | 24 |
| SENIOR HEALTH OF WINTER PARK DUNDEE | | 24 | | | 24 |
| ORLANDO CLINICAL RESEARCH CENTER | | 22 | 2 | 8% | 24 |
| THE COMMONWEALTH OF MASSACHUSETTS | | | 24 | 100% | 24 |
| PRIME CARE ONE LLC/HARBORCHASE OF VENICE | | | 24 | 100% | 24 |
| PHYSICIANS PRIMARY CARE OF SW FLORIDA PL | | 24 | | | 24 |
| WESTMINSTER WOODS ON JULINGTON CREEK | | 22 | 2 | 8% | 24 |
| VILLAGES REHABILITATION AND NURSING CENTER | | 24 | | | 24 |
| ATRIA AT ST JOSEPHS | | 24 | | | 24 |
| MARYLAND DEPARTMENT OF HEALTH | | | 24 | 100% | 24 |
| HENNEPIN COUNTY MEDICAL CENTER (HCMC) | | 13 | 11 | 46% | 24 |
| LABORATORY DYNAMICS | | 20 | 4 | 17% | 24 |
| CARILLON SPORTS AND FAMILY MEDICINE | | 20 | 4 | 17% | 24 |
| HEALTH MED CENTERS | | 24 | | | 24 |
| SUNQUEST | | 3 | 21 | 88% | 24 |
| CAPE CORAL HOSPITAL ABG LABORATORY | | 13 | 11 | 46% | 24 |
| MAGNOLIA PEDIATRICS | | 4 | 20 | 83% | 24 |
| TARPON BAYOU CENTER | | | 24 | 100% | 24 |
| COURTYARDS OF ORLANDO | | 24 | | | 24 |
| SUMMIT MEDICAL GROUP - 75 E NORTHFIELD | | 22 | 2 | 8% | 24 |
| AVENTIS BIO-SERVICES CTL | | 24 | | | 24 |
| APOLLO HEALTH & REHABILITATION | | 18 | 6 | 25% | 24 |

COVID-19: testing by laboratory

Data through Feb 24, 2021 verified as of Feb 25, 2021 at 09:25 AM

Data in this report are provisional and subject to change.

The numbers in the table below represent the number of Florida and non-Florida residents for whom test results were received by the Department of Health. A person can be tested by more than one laboratory and can have both positive and negative results. **Therefore, the sum of the numbers in each column will be larger than the total number of people tested.**

| Reporting lab | Inconclusive | Negative | Positive | Percent positive | Total |
|---|--------------|----------|----------|------------------|-------|
| HOLLISMED LLC | | 22 | 2 | 8% | 24 |
| URGENT CARE USA | | | 24 | 100% | 24 |
| VICK STREET MANOR | | 24 | | | 24 |
| CANTON-POTSDAM HOSPITAL LABORATORY | | 23 | 1 | 4% | 24 |
| SENIOR LIVING IV SUN CITY LLC | | 17 | 7 | 29% | 24 |
| HERITAGE OAKS ASSISTED LIVING & MEMORY CARE | | 20 | 4 | 17% | 24 |
| MADISON COUNTY MEMORIAL HOSP | | 12 | 12 | 50% | 24 |
| COASTAL SKIN SURGERY AND DERMATOLOGY | | 17 | 7 | 29% | 24 |
| COASTAL COMPLETE CARE | | 11 | 13 | 54% | 24 |
| PINELLAS 1 HOME HEALTH CARE CORP | | 24 | | | 24 |
| MAYO CLINIC JACKSONVILLE | | 1 | 23 | 96% | 24 |
| Clearwater Center | | 10 | 14 | 58% | 24 |
| ALL AMERICAN URGENT CARE | | | 24 | 100% | 24 |
| SOUTH CAROLINA DEPT OF HEALTH AND ENVIRONMENT CONTROL | | 2 | 22 | 92% | 24 |
| PALMS MEDICAL GROUP - LAKE CITY WEST | | 3 | 20 | 87% | 23 |
| CHIPOLA MEDICAL ASSOCIATES | | 4 | 19 | 83% | 23 |
| MINUTECLINIC DIAGNOSTIC MEDICAL GROUP | | 21 | 2 | 9% | 23 |
| PHYSICIANS STAT | | 3 | 20 | 87% | 23 |
| NOVANT HEALTH | | 17 | 6 | 26% | 23 |
| CARENOW - DOWNTOWN NORTH GULCH | | 22 | 1 | 4% | 23 |
| ISLAND COAST PEDIATRICS PA | | 22 | 1 | 4% | 23 |
| HUNT CLUB PEDIATRIC ASSOCIATES LLC | | 19 | 4 | 17% | 23 |
| BROOKWOOD BAPTIST MEDICAL CENTER | | 22 | 1 | 4% | 23 |
| EGL GENETIC DIAGNOSTICS | | 1 | 22 | 96% | 23 |
| LAKEVIEW HEALTH CARE SYSTEMS | | 9 | 14 | 61% | 23 |
| GROWING TOGETHER PEDIATRICS, LLC | | 19 | 4 | 17% | 23 |
| GRAND LIVING AT LAKEWOOD RANCH | | 23 | | | 23 |
| WUESTHOFF MEDICAL CENTER-MELBOURNE | | | 23 | 100% | 23 |
| GOOD SAMARITAN HOSPITAL LABORATORY | | 20 | 3 | 13% | 23 |
| CENTERPLACE HEALTH | | 3 | 20 | 87% | 23 |
| BROOKDALE UNIVERSITY HOSPITAL | | 22 | 1 | 4% | 23 |
| MINUTECLINIC, LLC #08366 | | 18 | 5 | 22% | 23 |
| WOODHOUSE INC | | 17 | 6 | 26% | 23 |
| TIFFANY LAKE CARE CENTERS INC | | 23 | | | 23 |
| STATE LAB | | 2 | 21 | 91% | 23 |
| SIDDH INC DBA SAN CARLOS PHARMACY | | 21 | 2 | 9% | 23 |
| UNIVERSITY HILLS HEALTH AND REHABILITATION CENTER | | 18 | 5 | 22% | 23 |
| PARK WEST MEDICAL CENTER | | 22 | 1 | 4% | 23 |
| NOBLE SENIOR LIVING | | 3 | 20 | 87% | 23 |
| ENGLEWOOD HOSPITAL AND MEDICAL CENTER | | 18 | 5 | 22% | 23 |
| SARASOTA MEMORIAL NURSING & REHABILITATION CTR | | 23 | | | 23 |
| NEW JERSEY | | 22 | 1 | 4% | 23 |
| MD NOW MEDICAL CENTERS INC | | 1 | 22 | 96% | 23 |
| UF HEALTH NORTH JACKSONVILLE | | | 23 | 100% | 23 |
| GRAND VILLA OF ST. PETERSBURG | | 21 | 2 | 9% | 23 |
| JOSEPH SCHENKER MD PC DBA CENTERS URGENT | | 20 | 3 | 13% | 23 |
| CARDIOLOGY AND MEDICINE ASSOCIATES INC | | 23 | | | 23 |

COVID-19: testing by laboratory

Data through Feb 24, 2021 verified as of Feb 25, 2021 at 09:25 AM

Data in this report are provisional and subject to change.

The numbers in the table below represent the number of Florida and non-Florida residents for whom test results were received by the Department of Health. A person can be tested by more than one laboratory and can have both positive and negative results. **Therefore, the sum of the numbers in each column will be larger than the total number of people tested.**

| Reporting lab | Inconclusive | Negative | Positive | Percent positive | Total |
|---|--------------|----------|----------|------------------|-------|
| FINLAY C. LABORATORY | | 3 | 20 | 87% | 23 |
| Summit Medical Group Westfield Lab | | 20 | 3 | 13% | 23 |
| GENETIC TECHNOLOGICAL INNOVATIONS, LLC | | 11 | 12 | 52% | 23 |
| PULSE MEDICAL GROUP INC | | | 22 | 100% | 22 |
| OLIVE BRANCH HEALTH AND REHABILITATION CENTER | | | 22 | 100% | 22 |
| FLORIDA PEDIATRICS | | 6 | 16 | 73% | 22 |
| SHORE MEMORIAL HOSPITAL | | 19 | 3 | 14% | 22 |
| EBEIDS MD PEDIATRICS | | 19 | 3 | 14% | 22 |
| PALMETTO PEDIATRICS | | | 22 | 100% | 22 |
| MOBILE DIVISION LABORATORY | | 7 | 15 | 68% | 22 |
| TEN HEALTHCARE | | 6 | 16 | 73% | 22 |
| FORT SANDERS REGIONAL LABORATORY | | 22 | | | 22 |
| ROCKLEDEGE REGIONAL MEDICAL CENTER | | 17 | 5 | 23% | 22 |
| COMMUNITY HEALTH OF SOUTH FLORIDA | | | 22 | 100% | 22 |
| FLORIDA HOSPITAL LABS | | 12 | 10 | 45% | 22 |
| DIACARTA INC. | | 22 | | | 22 |
| CIGNA PBSO WEST PALM | | | 22 | 100% | 22 |
| ARCPOINT LABS OF WEST PALM BEACH | | | 22 | 100% | 22 |
| SOLE HEALTH LLC | | 22 | | | 22 |
| APOLLO SURGERY CENTER | | 20 | 2 | 9% | 22 |
| MID FLORIDA PATHOLOGY LLC | | 21 | 1 | 5% | 22 |
| MARTHA'S HOUSE & ASSISTED LIVING FACILITY | | 22 | | | 22 |
| BAPTIST URGENT CARE | | 19 | 3 | 14% | 22 |
| ASSISTED LIVING OF BROWARD | | 22 | | | 22 |
| MORNINGSIDE MANOR & VILLA ADULT CARE C | | 22 | | | 22 |
| CARE HERE | | 1 | 21 | 95% | 22 |
| ADVENT HEALTH MEDICAL GROUP- FAMILY MEDICINE AT DR. PHILIPS | | 17 | 5 | 23% | 22 |
| UNIV OF NORTH ALABAMA HEALTH CENTER | | 21 | 1 | 5% | 22 |
| FIRST CHOICE PEDIATRICS LOOP | | 20 | 2 | 9% | 22 |
| CRESTVIEW IMMEDIATE CARE LL | | | 22 | 100% | 22 |
| ELAN SPANISH SPRINGS | | 4 | 18 | 82% | 22 |
| SEAGRASS VILLAGE | | | 22 | 100% | 22 |
| MARATHON HEALTH FOR LIFE | | 19 | 3 | 14% | 22 |
| GLEN COVE HOSPITAL | | 22 | | | 22 |
| HOLIDAY MEDICAL ASSOCIATES | | 1 | 21 | 95% | 22 |
| THORNBURG PEDIATRICS | | 21 | 1 | 5% | 22 |
| LONG BEACH URGENT CARE | | 22 | | | 22 |
| MINUTE CLINIC DIAGNOSTIC OF VIRGINIA | | 17 | 5 | 23% | 22 |
| NAPHCARE, INC. | | 12 | 10 | 45% | 22 |
| ADVENT HEALTH EXPRESS | | 9 | 13 | 59% | 22 |
| SUNSHINE PEDIATRICS OF CENTRAL FLORIDA PL | | 20 | 2 | 9% | 22 |
| STEWART MEDICAL GROUP INC | | | 22 | 100% | 22 |
| BOCA SIMON LAB | | 1 | 21 | 95% | 22 |
| JUPITER MEDICAL CENTER | | | 21 | 100% | 21 |
| GERALD J KIVETT MD | | 19 | 2 | 10% | 21 |
| KIVA AT CANTERBURY, LLC | | 21 | | | 21 |
| PRIMECARE OF DOTHAN-DALEVILLE CLINIC | | 16 | 5 | 24% | 21 |

COVID-19: testing by laboratory

Data through Feb 24, 2021 verified as of Feb 25, 2021 at 09:25 AM

Data in this report are provisional and subject to change.

The numbers in the table below represent the number of Florida and non-Florida residents for whom test results were received by the Department of Health. A person can be tested by more than one laboratory and can have both positive and negative results. **Therefore, the sum of the numbers in each column will be larger than the total number of people tested.**

| Reporting lab | Inconclusive | Negative | Positive | Percent positive | Total |
|---|--------------|----------|----------|------------------|-------|
| CLEARWATER EMPLOYEE HEALTH CLINIC | | 7 | 14 | 67% | 21 |
| ROSLYN URGENT CARE | | 21 | | | 21 |
| HUNTINGTON STATION URGENT CARE | | 20 | 1 | 5% | 21 |
| ALAN SERURE MD | | 21 | | | 21 |
| BITTINGS APOTHECARY INC | | 17 | 4 | 19% | 21 |
| BUREAU OF PUBLIC HEALTH | 1 | 2 | 18 | 86% | 21 |
| PHYSICIANS CARE | | 18 | 3 | 14% | 21 |
| VIRTUA | | 17 | 4 | 19% | 21 |
| WE SCREEN LLC | | 21 | | | 21 |
| CARESPOT | | 1 | 20 | 95% | 21 |
| HARBOUR ISLAND PEDIATRICS | | 12 | 9 | 43% | 21 |
| CITRUS CARE CLINIC | | | 21 | 100% | 21 |
| ROWLETT MIDDLE ACADEMY | | 19 | 2 | 10% | 21 |
| JEFFERSON K-12, A SOMERSET SCHOOL- CLINIC | | 17 | 4 | 19% | 21 |
| MINUTECLINIC DIAGNOSTIC OF LOUISIANA | | 20 | 1 | 5% | 21 |
| ROCKLEDGE FAMILY HEALTH | | | 21 | 100% | 21 |
| ST JUDE CHILDRENS RESEARCH HOSPITAL | | 21 | | | 21 |
| CONNECTDX | | 6 | 15 | 71% | 21 |
| UPMC CHAUTAUQUA AT WCA LABORATORY | | 20 | 1 | 5% | 21 |
| ROBERT H JENKINS JR VETERANS' DOMICILIARY HOME OF | | 18 | 3 | 14% | 21 |
| SANFORD PEDIATRIC ASSOCIATES, PA | | 19 | 2 | 10% | 21 |
| TOTAL ACCESS URGENT CARE | | | 21 | 100% | 21 |
| GREEN GABLES ASSISTED LIVING FACILITY | | 21 | | | 21 |
| CLINICAL PATHOLOGY LABORATORIES SOUTHEAST | | | 21 | 100% | 21 |
| ARDEN COURTS OF WINTER SPRINGS | | 18 | 3 | 14% | 21 |
| INTERNATIONAL MEDICAL LABORATORY INC | | 21 | | | 21 |
| DALE MEDICAL CENTER | | 16 | 5 | 24% | 21 |
| VIERA FAMILY MEDICINE AND WELLNESS | | 16 | 4 | 20% | 20 |
| RAINBOW PEDIATRIC CENTER | | 2 | 18 | 90% | 20 |
| AMERICAN HEALTH ASSOCIATES INC | | 3 | 17 | 85% | 20 |
| BETHESDA HEALTH PHYSICIAN GROUP INC | | | 20 | 100% | 20 |
| GRAND VILLA OF ALTAMONTE SPRINGS | | 13 | 7 | 35% | 20 |
| TIMBERLANE LODGE ALF | 1 | 12 | 7 | 35% | 20 |
| ESTATES MEDICAL CENTER | | 12 | 8 | 40% | 20 |
| WINTER PARK FAMILY PRACTICE LLC | | 17 | 3 | 15% | 20 |
| BEST MEDICAL CENTER | | 11 | 9 | 45% | 20 |
| CONSOLIDATED LAB SERVICES | | 10 | 10 | 50% | 20 |
| CORE LABORATORY | | 1 | 19 | 95% | 20 |
| LAKE SHERIFF | | 20 | | | 20 |
| TOTTENVILLE CIRCLE URGENT CARE | | 20 | | | 20 |
| CL BRUMBACK PRIMARY CARE CLINIC LANTANA | | 2 | 18 | 90% | 20 |
| CITY OF CAPE CORAL | | 18 | 2 | 10% | 20 |
| POINT OF CARE CLINICS PRIMARY CARE | | 20 | | | 20 |
| TGH MEDICAL GROUP LABORATORY CARROLLWOOD | | | 20 | 100% | 20 |
| BAY PEDIATRICS PA | | 18 | 2 | 10% | 20 |
| HALIFAX HEALTH URGENT CARE | | 3 | 17 | 85% | 20 |
| ERIC C MARSHAL MD, PC DBA MINUTECLINIC | | 19 | 1 | 5% | 20 |

COVID-19: testing by laboratory

Data through Feb 24, 2021 verified as of Feb 25, 2021 at 09:25 AM

Data in this report are provisional and subject to change.

The numbers in the table below represent the number of Florida and non-Florida residents for whom test results were received by the Department of Health. A person can be tested by more than one laboratory and can have both positive and negative results. **Therefore, the sum of the numbers in each column will be larger than the total number of people tested.**

| Reporting lab | Inconclusive | Negative | Positive | Percent positive | Total |
|--|--------------|----------|----------|------------------|-------|
| MORRIS PARK URGENT CARE | | 17 | 3 | 15% | 20 |
| ODYSSEY HEALTHCARE OF MARION COUNTY, LLC | | 19 | 1 | 5% | 20 |
| HOWARD BEACH URGENT CARE | | 20 | | | 20 |
| PROFESSIONAL PARK PEDIATRICS PA | | | 20 | 100% | 20 |
| GRAND VILLA OF NEW PORT RICHEY | | 13 | 7 | 35% | 20 |
| COOPER HEALTHCARE | | 20 | | | 20 |
| CARESPOT OF NOCATEE | | 1 | 19 | 95% | 20 |
| UAH STUDENT HEALTH CENTER | | 13 | 7 | 35% | 20 |
| REDITUS LABORATORIES | | | 20 | 100% | 20 |
| ISLAND LAKE CENTER | | 4 | 16 | 80% | 20 |
| MEDEXPRESS URGENT CARE - BLOOMINGTON | | 17 | 3 | 15% | 20 |
| SOUTH CAROLINA DEPARTMENT OF HEALTH | | | 20 | 100% | 20 |
| WINSHIPS PHARMACY INC | | 20 | | | 20 |
| MINUTECLINIC DIAGNOSTIC OF TN PC #378 | | 19 | 1 | 5% | 20 |
| PONCE PLAZA NURSING & REHAB CENTER | | 4 | 16 | 80% | 20 |
| NEW YORK METHODIST HOSPITAL | | 16 | 4 | 20% | 20 |
| LAKE WORTH MANOR | | 19 | 1 | 5% | 20 |
| ADIRONDACK MEDICAL CENTER | | 20 | | | 20 |
| UNIVERSITY OF ILLINOIS VETERINARY DIAG | | 20 | | | 20 |
| HENDRY REGIONAL CORPORATE HEALTH | | | 20 | 100% | 20 |
| NEWYORK-PRESBYTERIAN/ LAWRENCE HOSPITAL LABORATORY | | 18 | 2 | 10% | 20 |
| BROOKDALE MANDARIN CENTRAL | | 7 | 13 | 65% | 20 |
| JUST FOR KIDS PEDIATRICS | | 5 | 15 | 75% | 20 |
| HIGHLANDS COUNTY FIRE RESCUE | | 20 | | | 20 |
| MEDICAL EXPRESS CORP | | 18 | 2 | 10% | 20 |
| HEALTHY MINORS, LLC. | | 20 | | | 20 |
| ALL PEDIATRIC CARE | | | 19 | 100% | 19 |
| HUNT CLUB MEDICAL | | 13 | 6 | 32% | 19 |
| OCEAN REEF MEDICAL CENTER, LLC | | | 19 | 100% | 19 |
| ROYAL PALM MEDICAL GROUP, INC | | 19 | | | 19 |
| GENTIVA HEALTH SERVICES | | 17 | 2 | 11% | 19 |
| OHIO CVS STORES, LLC DBA | | 17 | 2 | 11% | 19 |
| JACKSON NORTH MEDICAL CENTER | | 2 | 17 | 89% | 19 |
| WELLMED AT LAKE COPELAND | | 13 | 6 | 32% | 19 |
| BIOREFERENCE LABORATORIES INC | | 3 | 16 | 84% | 19 |
| WELLMED AT PLANT CITY | | 10 | 9 | 47% | 19 |
| INTEGRATED REGIONAL LABORATORIES - LARGO | | | 19 | 100% | 19 |
| COASTAL FAMILY PRACTICE | | 11 | 8 | 42% | 19 |
| GOOD SAMARITAN SOCIETY OF DAYTONA | | 16 | 3 | 16% | 19 |
| GRACE WELLNESS CENTER | | 8 | 11 | 58% | 19 |
| LAB INTERMARKET FACILITY LAB | | 1 | 18 | 95% | 19 |
| NANO HEALTH ASSOCIATES LLC | | 19 | | | 19 |
| OMEGA LABORATORIES | | 15 | 4 | 21% | 19 |
| ST VINCENT'S EAST | | 17 | 2 | 11% | 19 |
| TENNESSEE DEPARTMENT OF HEALTH | | 14 | 5 | 26% | 19 |
| BHA TITUSVILLE CLINIC | | 17 | 2 | 11% | 19 |
| BAYVIEW MEDICAL | | 19 | | | 19 |

COVID-19: testing by laboratory

Data through Feb 24, 2021 verified as of Feb 25, 2021 at 09:25 AM

Data in this report are provisional and subject to change.

The numbers in the table below represent the number of Florida and non-Florida residents for whom test results were received by the Department of Health. A person can be tested by more than one laboratory and can have both positive and negative results. **Therefore, the sum of the numbers in each column will be larger than the total number of people tested.**

| Reporting lab | Inconclusive | Negative | Positive | Percent positive | Total |
|--|--------------|----------|----------|------------------|-------|
| ADVANCED URGENT CARE CENTER | | 7 | 12 | 63% | 19 |
| Wesley Place on Honeysuckle | | 17 | 2 | 11% | 19 |
| LOVING CARE OF THE TREASURE COAST LLC | 1 | 13 | 5 | 26% | 19 |
| NEW YORK PRESBYTERIAN - ALLEN HOSPITAL | | 19 | | | 19 |
| MICHELLE S PAGE MD PA | | 18 | 1 | 5% | 19 |
| FLUSHING HOSPITAL MEDICAL CENTER | | 16 | 3 | 16% | 19 |
| MINIMALLY INVASIVE VASCULAR INC | | 17 | 2 | 11% | 19 |
| FLORIDA COMMUNITY HEALTH CENTER OF ST. LUCIE | | 1 | 18 | 95% | 19 |
| NO NAME | | 8 | 11 | 58% | 19 |
| MED HEALTH SERVICES | | 18 | 1 | 5% | 19 |
| BAPTIST HEALTH URGENT CARE AT WEST BOCA | | 18 | 1 | 5% | 19 |
| BRIDGEWAY HEALTH CLINICS INC | | | 19 | 100% | 19 |
| CLERMONT ADVENTHEALTH CENTRA CARE | | 1 | 18 | 95% | 19 |
| TEXAS DEPARTMENT OF STATE HEALTH SERVICES | | 3 | 16 | 84% | 19 |
| BAYFRONT HMA CONVENIENT CARE, LLC | | 2 | 17 | 89% | 19 |
| SEVEN RIVERS REGIONAL MEDICAL CENTER | | 5 | 14 | 74% | 19 |
| STONE WASH CLINICAL LABORATORIES | | 2 | 17 | 89% | 19 |
| Sovereign Laboratory Services, LLC | | 17 | 2 | 11% | 19 |
| REGENCY SQUARE MALL - SEARS | | 3 | 16 | 84% | 19 |
| ESOTERIX GENETIC LABORATORIES | | 16 | 3 | 16% | 19 |
| REHAB AND HEALTHCARE CENTER OF CAPE CORAL | | 19 | | | 19 |
| ASURANCE SCIENTIFIC LABORATORIES | | 19 | | | 19 |
| FLORIDA HOSPITAL WINTER GARDEN | | 15 | 4 | 21% | 19 |
| COLLIER COUNTY JAIL | | 19 | | | 19 |
| MONROE COUNTY DETENTION CENTER | | | 19 | 100% | 19 |
| BARTON FAMILY PRACTICE | | 8 | 11 | 58% | 19 |
| ANYLABTESTNOW | | 6 | 13 | 68% | 19 |
| SONATA BOYNTON BEACH | | 17 | 2 | 11% | 19 |
| GENERAL INTERNAL MEDICINE MEDICAL CTR CLINIC | | 13 | 5 | 28% | 18 |
| OSCEOLA ALF OPERATOR, LLC DBA□ | | 18 | | | 18 |
| CRANES VIEW LODGE | | | 18 | 100% | 18 |
| TOTAL RENAL LABORATORIES INC | | 13 | 5 | 28% | 18 |
| Z UROLOGY | | 18 | | | 18 |
| COMMONWEALTH OF MASSACHUSETTS | | | 18 | 100% | 18 |
| MINUTECLINIC DIAGNOSTIC OF NORTH CAROLINA PC | | 15 | 3 | 17% | 18 |
| UM MILLER SCHOOL OF MEDICINE | | | 18 | 100% | 18 |
| MCWHORTER SCHOOL OF PHARMACY | | 18 | | | 18 |
| PALM BAY FAMILY PRACTICE | | 4 | 14 | 78% | 18 |
| DEPT OF VA MEDICAL CENTER - BAY PINES | | | 18 | 100% | 18 |
| MINUTECLINIC DIAGNOSTIC OF ILLINOIS L | | 15 | 3 | 17% | 18 |
| ADVENTHEALTH MEDICAL GROUP MULTISPECIALTY | | | 18 | 100% | 18 |
| ASCENSION ST VINCENT'S PRIMARY CARE | | 1 | 17 | 94% | 18 |
| WALGREENS COVID-19 | | 14 | 4 | 22% | 18 |
| BOZEMAN HEALTH DEACONESS HOSPITAL | | 13 | 5 | 28% | 18 |
| OCEANSIDE URGENT CARE | | 18 | | | 18 |
| GUARDANT HEALTH | | 13 | 5 | 28% | 18 |
| SOUTH NASSAU COMMUNITIES HOSPITAL | | 14 | 4 | 22% | 18 |

COVID-19: testing by laboratory

Data through Feb 24, 2021 verified as of Feb 25, 2021 at 09:25 AM

Data in this report are provisional and subject to change.

The numbers in the table below represent the number of Florida and non-Florida residents for whom test results were received by the Department of Health. A person can be tested by more than one laboratory and can have both positive and negative results. **Therefore, the sum of the numbers in each column will be larger than the total number of people tested.**

| Reporting lab | Inconclusive | Negative | Positive | Percent positive | Total |
|--|--------------|----------|----------|------------------|-------|
| FAMILY CARE CYPRESS CREEK | | 1 | 17 | 94% | 18 |
| MARION COUNTY HEALTH DEPARTMENT | | 17 | 1 | 6% | 18 |
| XPRESS WELLNESS URGENT CARE | | | 18 | 100% | 18 |
| DASCENA, INC | | 15 | 3 | 17% | 18 |
| UTAH DEPARTMENT OF HEALTH | | | 18 | 100% | 18 |
| TPCA CLINICAL LABORATORIES | | 15 | 3 | 17% | 18 |
| MINUTECLINIC DIAGNOSTIC OF RHODE ISLAND, LLC #590 | | 17 | 1 | 6% | 18 |
| ENCOMPASS HEALTH REHABILITATION HOSPITAL OF SARASOTA | | 18 | | | 18 |
| ST. JUDES LABORATORIES | | 12 | 6 | 33% | 18 |
| BASSETTI & ASSOCIATES, MD, PA | | | 18 | 100% | 18 |
| MADISON CORE LABORATORIES | | 17 | 1 | 6% | 18 |
| DIXIE COUNTY HEALTH DEPARTMENT | | 11 | 7 | 39% | 18 |
| HARTFORD HOSPITAL ANCILLARY LAB | | 17 | 1 | 6% | 18 |
| MOORINGS PARK OAKSTONE AT GREY OAKS | | 17 | 1 | 6% | 18 |
| MINUTE CLINIC DIAGNOSTIC OF VIRGINIA, LLC | | 18 | | | 18 |
| SPRINGWOOD COURT | | 13 | 5 | 28% | 18 |
| Grand Villa of Clearwater | | 16 | 2 | 11% | 18 |
| WALGREEN EASTERN CO, INC | | 18 | | | 18 |
| CHARLOTTE CHD PORT CHARLOTTE | | 14 | 4 | 22% | 18 |
| CABOT RESERVE ON THE GREEN | | 18 | | | 18 |
| CENTRAL FLORIDA PEDIATRIC URGENT CARE LLC | | 16 | 2 | 11% | 18 |
| MINUTECLINIC DIAGNOSTICS MEDICAL GROUP | | 17 | 1 | 6% | 18 |
| MARQUES PEDIATRICS | | | 18 | 100% | 18 |
| AURORA DIAGNOSTICS | | 6 | 12 | 67% | 18 |
| JOSEF SCHENKER MD PC DBA CENTERS URGENT | | 17 | 1 | 6% | 18 |
| OCALA OAKS REHABILITATION CENTER | | 12 | 6 | 33% | 18 |
| ADULT MEDICINE OF LAKE COUNTY INC | | | 18 | 100% | 18 |
| MINUTECLINIC DIAGNOSTIC PA | | 16 | 2 | 11% | 18 |
| COMMUNITY HOME HEALTH CARE | | 17 | | | 17 |
| JESSIE TRICE COMMUNITY HEALTH SYSTEM, INC | | 1 | 16 | 94% | 17 |
| URGENT CARE AT LONGWOOD | | | 17 | 100% | 17 |
| DIEGO FALLON MD PA | | 6 | 11 | 65% | 17 |
| Floral Health and Rehabilitation, LLC | | 16 | 1 | 6% | 17 |
| SHELBY BAPTIST MEDICAL CENTER | | 12 | 5 | 29% | 17 |
| Grand Villa of Deerfield Beach | | 15 | 2 | 12% | 17 |
| TENDER CARE ALF | | 17 | | | 17 |
| BROOKDALE ST AUGUSTINE | | | 17 | 100% | 17 |
| MD PLUS URGENT CARE, LLC | | | 17 | 100% | 17 |
| GLEN OAKS URGENT CARE | | 16 | 1 | 6% | 17 |
| BROOKDALE CROWN POINT | | | 17 | 100% | 17 |
| PARRISH HEALTH CENTER | | 14 | 3 | 18% | 17 |
| WELLINGTON FAMILY PRACTICE | | 13 | 4 | 24% | 17 |
| PRATTVILLE BAPTIST HOSPITAL | | 13 | 4 | 24% | 17 |
| ORLANDO FAMILY MEDICINE | | 7 | 10 | 59% | 17 |
| COAST MED URGENT CARE | | 16 | 1 | 6% | 17 |
| MINUTECLINIC, LLC, DBA MINUTECLINIC #5 | | 14 | 3 | 18% | 17 |
| HEALTHCARE NOW | | | 17 | 100% | 17 |

COVID-19: testing by laboratory

Data through Feb 24, 2021 verified as of Feb 25, 2021 at 09:25 AM

Data in this report are provisional and subject to change.

The numbers in the table below represent the number of Florida and non-Florida residents for whom test results were received by the Department of Health. A person can be tested by more than one laboratory and can have both positive and negative results. **Therefore, the sum of the numbers in each column will be larger than the total number of people tested.**

| Reporting lab | Inconclusive | Negative | Positive | Percent positive | Total |
|---|--------------|----------|----------|------------------|-------|
| ROSS MEDICAL GROUP | | | 17 | 100% | 17 |
| URGENT TEAM | | 14 | 3 | 18% | 17 |
| PEDIATRIC ASSOCIATES PA | | 16 | 1 | 6% | 17 |
| MASSACHUSETTS GENERAL HOSPITAL | | 1 | 16 | 94% | 17 |
| BAYLOR GENETICS | | 6 | 11 | 65% | 17 |
| ROBERT WOOD JOHNSON UNIVERSITY HOSP | | 15 | 2 | 12% | 17 |
| DOCTOR TODAY TLC LLC | | | 17 | 100% | 17 |
| BAYCARE MEDICAL GROUP INC | | | 17 | 100% | 17 |
| GENETIC TECHNOLOGICAL INNOVATIONS | | | 17 | 100% | 17 |
| BAY BREEZE HEALTH AND REHABILITATION CENTER | | 9 | 8 | 47% | 17 |
| CARENOW URGENT CARE-BRENTWOOD | | 11 | 6 | 35% | 17 |
| RESOLVE MOLECULAR DIAGNOSTICS | | 13 | 4 | 24% | 17 |
| URGENT CARE WEST CLINIC | | 14 | 3 | 18% | 17 |
| Citymd Of Lacey | | 15 | 2 | 12% | 17 |
| 49D2045214PHYSICIAN OFFICE-WAIVER-MEDEXPRESS URGENT CARE - HARRISONBU | | 8 | 9 | 53% | 17 |
| LAKELAND HILLS CENTER | | 10 | 7 | 41% | 17 |
| INN AT LAKE SEMINOLE SQUARE, THE | | 17 | | | 17 |
| HARLEM HOSPITAL CENTER | | 16 | 1 | 6% | 17 |
| MARCO DRUGS AND COMPOUNDING | | 13 | 4 | 24% | 17 |
| VALLEY IMMEDIATE CARE | | 15 | 2 | 12% | 17 |
| FUNGAL REFERENCE LABORATORY | | 12 | 5 | 29% | 17 |
| ST ELIZABETH MEDICAL CENTER LABORATORY | | 16 | 1 | 6% | 17 |
| HELIX DIAGNOSTICS | | | 17 | 100% | 17 |
| THE CANOPY AT HARPER LAKE | 1 | | 16 | 94% | 17 |
| TRINITY MEDICAL ASSOCIATES LLC | | | 17 | 100% | 17 |
| BAYCARE HEALTH SYSTEMS, LLC | | | 17 | 100% | 17 |
| PRIMARY CARE MEDICINE | 1 | 13 | 3 | 18% | 17 |
| UVMC MICROBIOLOGY | | 16 | 1 | 6% | 17 |
| REGENEXX TAMPA BAY | | 14 | 2 | 13% | 16 |
| SRMC AVALON | | 9 | 7 | 44% | 16 |
| STATEN ISLAND UNIVERSITY HOSPITAL | | 15 | 1 | 6% | 16 |
| NOVANT HEALTH GOHEALTH URGENT CARE-HARRISBURG | | 8 | 8 | 50% | 16 |
| CLEVELAND CLINIC FLORIDA | | 1 | 15 | 94% | 16 |
| MINUTECLINIC MINUTECLINIC #8746 | | 15 | 1 | 6% | 16 |
| BAY COUNTY HEALTH DEPARTMENT | | 12 | 4 | 25% | 16 |
| ST AUGUSTINE PLANTATION | | 1 | 15 | 94% | 16 |
| NORTHWEST FLORIDA COMMUNITY HOSPITAL 3RD FLOOR | | 14 | 2 | 13% | 16 |
| SOMA MEDICAL CENTER PA | | | 16 | 100% | 16 |
| MEDEXPRESS URGENT CARE LEWISBURG | | 15 | 1 | 6% | 16 |
| PROMEDICA LABORATORIES | | 11 | 5 | 31% | 16 |
| LEE COMMUNITY HEALTHCARE - LEHIGH | | 15 | 1 | 6% | 16 |
| CLEVELAND CLINIC | | | 16 | 100% | 16 |
| HEALTH CENTRAL HOSPITAL | | | 16 | 100% | 16 |
| MAITLAND PRIMARY CARE | | 9 | 7 | 44% | 16 |
| CRUCIAL CARE | | 10 | 6 | 38% | 16 |
| STARLING AT NOCATEE | | | 16 | 100% | 16 |
| JS HEALTHCARE INC | | 16 | | | 16 |

COVID-19: testing by laboratory

Data through Feb 24, 2021 verified as of Feb 25, 2021 at 09:25 AM

Data in this report are provisional and subject to change.

The numbers in the table below represent the number of Florida and non-Florida residents for whom test results were received by the Department of Health. A person can be tested by more than one laboratory and can have both positive and negative results. **Therefore, the sum of the numbers in each column will be larger than the total number of people tested.**

| Reporting lab | Inconclusive | Negative | Positive | Percent positive | Total |
|--|--------------|----------|----------|------------------|-------|
| ST CATHERINE OF SIENA HOSPITAL | | 14 | 2 | 13% | 16 |
| A LILIKO'I PHARMACY LLC | | 15 | 1 | 6% | 16 |
| FAST TRACK URGENT CARE CENTER - TYRONE | | | 16 | 100% | 16 |
| SOMA MEDICAL CENTER # 4 | | 2 | 14 | 88% | 16 |
| ALBIBI | | 1 | 15 | 94% | 16 |
| ADVENT HEALTH - ZEPHYRHILLS | | | 16 | 100% | 16 |
| ADVENTHEALTH MEDICAL GROUP PULMONOLOGY | | 14 | 2 | 13% | 16 |
| NORTHWEST FLORIDA SLEEP | | 1 | 15 | 94% | 16 |
| MILLENNIUM PHYSICIAN GRP LLC NAPLES PINE RIDGE | | | 16 | 100% | 16 |
| INTERNAL MEDICINE ASSOCIATES & SPECIALTIES INC | | 15 | 1 | 6% | 16 |
| PRO HEALTH FAMILY PHYSICIANS, NYSTROM | | 16 | | | 16 |
| MEDICINE AT LONGWOOD | | 16 | | | 16 |
| MIRIMUS INC | | 1 | 15 | 94% | 16 |
| SUMMERGATE PHARMACY | | 15 | 1 | 6% | 16 |
| JOSEPH MIGNOGNA | | 13 | 3 | 19% | 16 |
| ALL FLORIDA FAMILY & SPORTS MEDICINE | | 15 | 1 | 6% | 16 |
| MINUTE CLINIC DIAGNOSTIC OF NEW JERSEY | | 16 | | | 16 |
| MINUTECLINIC DIAGNOSTIC OF PENNSYLVANI | | 16 | | | 16 |
| XERA MED RESEARCH | | | 16 | 100% | 16 |
| URGENT CARE CLINIC OF LINCOLN | | 14 | 2 | 13% | 16 |
| CAREHERE- LCS LEESBURG | | | 16 | 100% | 16 |
| ADEPT INPATIENT MEDICAL SERVICES PC | | 16 | | | 16 |
| MEDI STATION | | | 16 | 100% | 16 |
| ACCESS HEALTH CARE PHYSICIANS LLC | | 5 | 11 | 69% | 16 |
| MINUTECLINIC DIAGNOSTIC OF TEXAS | | 13 | 3 | 19% | 16 |
| OKEECHOBEE HEALTHCARE FACILITY | | | 16 | 100% | 16 |
| FORT WALTON BEACH DEVELOPMENTAL CENTER | | 15 | 1 | 6% | 16 |
| MEDEXPRESS URGENT CARE, MOON TOWNSHIP | | 15 | 1 | 6% | 16 |
| STEINHATCHEE DRUGS | | 13 | 3 | 19% | 16 |
| 1 TOUCH TOTALCARE SOLUTIONS | | 15 | 1 | 6% | 16 |
| Lab MSMC Hialeah | | | 16 | 100% | 16 |
| LAKEWOOD RANCH MEDICAL CENTER CLINICAL LAB | | | 16 | 100% | 16 |
| PANAMA CITY VITAS HOSPICE | | 16 | | | 16 |
| UNIVERSITY LAB | | | 16 | 100% | 16 |
| CARESPOT EXPRESS HEALTHCARE | | | 16 | 100% | 16 |
| AUBURN COMMUNITY HOSPITAL | | 14 | 2 | 13% | 16 |
| BAPTIST MEMORIAL HEALTH CARE | | 14 | 2 | 13% | 16 |
| DARDEN WELLNESS CENTER | | 13 | 3 | 19% | 16 |
| CALLAWAY CLINIC | | 11 | 5 | 31% | 16 |
| BONIFAY NURSING AND REHABILITATION CENTER | | | 16 | 100% | 16 |
| AJU GEORGE MD PA | | | 15 | 100% | 15 |
| GRAND VILLA OF ORMOND BEACH | | 13 | 2 | 13% | 15 |
| Astoria Health and Rehab | | 15 | | | 15 |
| MINUTECLINIC, LLC, DBA MINUTECLINIC #2544 | | 14 | 1 | 7% | 15 |
| FAMILY CARE | | | 15 | 100% | 15 |
| WALK IN URGENT CARE | | | 15 | 100% | 15 |
| MEDLAB ASSOCIATES LLC | | 15 | | | 15 |

COVID-19: testing by laboratory

Data through Feb 24, 2021 verified as of Feb 25, 2021 at 09:25 AM

Data in this report are provisional and subject to change.

The numbers in the table below represent the number of Florida and non-Florida residents for whom test results were received by the Department of Health. A person can be tested by more than one laboratory and can have both positive and negative results. **Therefore, the sum of the numbers in each column will be larger than the total number of people tested.**

| Reporting lab | Inconclusive | Negative | Positive | Percent positive | Total |
|---|--------------|----------|----------|------------------|-------|
| PALM BEACH GARDENS MEDICAL CENTER | | | 15 | 100% | 15 |
| DOCTORS MEDICAL CENTER OF WALTON COUNTY CLINIC | | | 15 | 100% | 15 |
| WEEMS MEDICAL CENTERS | | 10 | 5 | 33% | 15 |
| FLORIDA DEPARTMENT OF HEALTH IN HILLSBOROUGH COUNTY | | 1 | 14 | 93% | 15 |
| NORTHWEST FLORIDA ENT, PA | | 5 | 10 | 67% | 15 |
| MINUTECLINIC DIAGNOSTIC OF MICHIGAN PC | | 14 | 1 | 7% | 15 |
| BLOUNT MEMORIAL HOSPITAL | | 13 | 2 | 13% | 15 |
| DIATHERIX | | 13 | 2 | 13% | 15 |
| MEADOWCREST MOLECULAR DIAGNOSTICS, LLC | | | 15 | 100% | 15 |
| MEDEXPRESS URGENT CARE - TIMBERLAKE | | 14 | 1 | 7% | 15 |
| UNAVAILABLE/UNKNOWN/NO INFORMATION FOUND | | | 15 | 100% | 15 |
| CAREATC INC BRANDON | 1 | 13 | 1 | 7% | 15 |
| CLINIC OF PEDIATRICS & GI MEDICINE INC | | 1 | 14 | 93% | 15 |
| MINUTECLINIC #8699 | | 12 | 3 | 20% | 15 |
| CUSTEAD CARE CENTER HAVEN HOSPICE | | 12 | 3 | 20% | 15 |
| ORLANDO HEALTH | | 2 | 13 | 87% | 15 |
| EAR NOSE & THROAT ASSOCIATES OF MANATEE PA | | 15 | | | 15 |
| BAPTIST MEDICAL CENTER EAST | | 11 | 4 | 27% | 15 |
| ST ANTHONY'S HOSP PATIENT CARE SERVICE | | | 15 | 100% | 15 |
| TREEHOUSE PEDIATRICS & FAMILY CARE | | 15 | | | 15 |
| EXPRESS FAMILY CARE LLC | | | 15 | 100% | 15 |
| PATHLINE | | | 15 | 100% | 15 |
| OAKMONTE VILLAGE OF DAVIE | | | 15 | 100% | 15 |
| STAT MEDICAL CLINIC III INC | | 10 | 5 | 33% | 15 |
| SHERMAN-ABRAMS LABORATORY INC | | 12 | 3 | 20% | 15 |
| BAYCARE MEDICAL GROUP INC | | | 15 | 100% | 15 |
| EASTLAKE PEDIATRICS - TRINITY | | 15 | | | 15 |
| COLLEGE POINT URGENT CARE | | 13 | 2 | 13% | 15 |
| MILTON 4707 | | 15 | | | 15 |
| MULBERRY'S MOBILE PROVIDER SERVICES LLC | | 1 | 14 | 93% | 15 |
| HOLLEY-NAVARRE MEDICAL CLINIC | | 5 | 10 | 67% | 15 |
| TELEVISIT MALABAR PEDIATRICS | | 5 | 10 | 67% | 15 |
| MI CASA DORADA ASSISTED LIVING FACILIT | | 15 | | | 15 |
| FAMILY CARE CENTER OF ARLINGTON | | 10 | 5 | 33% | 15 |
| FORT HAMILTON URGENT CARE | | 15 | | | 15 |
| ADVENT HEALTH - KISSIMMEE | | 5 | 10 | 67% | 15 |
| HODGES CLUSTER | | 2 | 13 | 87% | 15 |
| SINAI HOSPITAL OF BALTIMORE | | 15 | | | 15 |
| PRIMARY CARE WALK IN CLINIC PLLC | | | 15 | 100% | 15 |
| TMH FSU RAPID LABORATORY | | 2 | 13 | 87% | 15 |
| COMMUNITY HEALTH OF SOUTH FLORIDA INC | | | 15 | 100% | 15 |
| ENCOMPASS HEALTH REHABILITATION HOSPITAL OF PANAMA CITY | | 10 | 5 | 33% | 15 |
| BESSENT ROAD GROUP HOME | | 15 | | | 15 |
| PBSO WEST PALM FAMILY PRACTICE | | 1 | 14 | 93% | 15 |
| BVL PEDIATRICS | | 14 | 1 | 7% | 15 |
| BAPTIST HEALTH URGENT CARE AT PLANTATION | | 11 | 3 | 21% | 14 |
| LAKE HOWARD HEIGHTS | 1 | 11 | 2 | 14% | 14 |

COVID-19: testing by laboratory

Data through Feb 24, 2021 verified as of Feb 25, 2021 at 09:25 AM

Data in this report are provisional and subject to change.

The numbers in the table below represent the number of Florida and non-Florida residents for whom test results were received by the Department of Health. A person can be tested by more than one laboratory and can have both positive and negative results. **Therefore, the sum of the numbers in each column will be larger than the total number of people tested.**

| Reporting lab | Inconclusive | Negative | Positive | Percent positive | Total |
|--|--------------|----------|----------|------------------|-------|
| OPIS ISLAND LAKE CENTER | | 13 | 1 | 7% | 14 |
| HOPE HEALTHCARE | | 14 | | | 14 |
| REOPEN DIAGNOSTICS | | | 14 | 100% | 14 |
| MORTON PLANT MEASE | | | 14 | 100% | 14 |
| MEDEXPRESS URGENT CARE - ROBINSON TWP, STEUBENVILLE PIKE | | 12 | 2 | 14% | 14 |
| BENTON HOUSE OF PORT ORANGE | | 8 | 6 | 43% | 14 |
| ALASKA PUBLIC HEALTH LAB | | 1 | 13 | 93% | 14 |
| ST CLOUD MEDICAL GROUP | | 12 | 2 | 14% | 14 |
| ST JOSEPH HOSPITAL | | 13 | 1 | 7% | 14 |
| DAVITA DIALYSIS | | 4 | 10 | 71% | 14 |
| TANVIR H SHAGAR NP | | 14 | | | 14 |
| INDIANA STATE DEPARTMENT OF HEALTH | | 1 | 13 | 93% | 14 |
| Belleair Healthcare Center | | 8 | 6 | 43% | 14 |
| SIGMUND LABS LLC | | 14 | | | 14 |
| GRAND VILLA OF PINELLAS PARK | | 13 | 1 | 7% | 14 |
| MIAMI BEACH MEDICAL GROUP LLC | | | 14 | 100% | 14 |
| OPTIONS FOR SENIORS INC DBA PALM KREST MANOR | | 12 | 2 | 14% | 14 |
| MC DIAGNOSTIC OF CONNECTICUT, PC #775 | | 13 | 1 | 7% | 14 |
| SANDALWOOD NURSING CENTER | | 14 | | | 14 |
| RIVERSIDE COTTAGES AT THE SHORES, LLC | | | 14 | 100% | 14 |
| SOUTHEASTERN LABORATORY | | | 14 | 100% | 14 |
| SOUTHEASTERN UNIVERSITY INC | | 14 | | | 14 |
| ALAN L MELOTEK MD | | 14 | | | 14 |
| EPIPHANY HEALTH | | 8 | 6 | 43% | 14 |
| PULSE & REMEDY LLC | | | 14 | 100% | 14 |
| CVS NY4098030POCT NEW YORK | | 14 | | | 14 |
| NORTHWESTERN MEMORIAL HOSPITAL | | | 14 | 100% | 14 |
| MINUTECLINIC DIAGNOSTIC OF LOUISIANA, | | 13 | 1 | 7% | 14 |
| BOCA SIMON | | 2 | 12 | 86% | 14 |
| WEEMS MEMORIAL HOSPITAL | | 10 | 4 | 29% | 14 |
| Terrace of Jacksonville | | | 14 | 100% | 14 |
| TREASURE COAST URGENT CARE | | | 14 | 100% | 14 |
| MELBOURNE FAMILY PRACTICE | | 12 | 2 | 14% | 14 |
| MEDEMERGE | | 13 | 1 | 7% | 14 |
| The Evangelical Lutheran Good Samaritan Society | | 14 | | | 14 |
| HUDSON VALLEY HOSPITAL CENTER LABORATORY | | 13 | 1 | 7% | 14 |
| KINDRED HOSPITAL OCALA | | 12 | 2 | 14% | 14 |
| HEALTHFIRST ADVENT HEALTH CENTRA CARE COCOA BEACH | | | 14 | 100% | 14 |
| Consulate Health Care of Jacksonville | | | 14 | 100% | 14 |
| POLK CHD BARTOW | | 13 | 1 | 7% | 14 |
| TALLAHASSEE PRIMARY CARE ASSOCIATES PA | | 12 | 2 | 14% | 14 |
| UC HEALTH UNIVERSITY HOSPITAL | | 11 | 3 | 21% | 14 |
| BRYAN WHITFIELD MEMORIAL HOSPITAL | | 8 | 5 | 38% | 13 |
| PROHEALTH CARE ASSOCIATES MOBILE | | 10 | 3 | 23% | 13 |
| LONG ISLAND JEWISH VALLEY STREAM | | 12 | 1 | 8% | 13 |
| MAINSTREET FAMILY SELECT | | 1 | 12 | 92% | 13 |
| PRIMARY CARE SPECIALISTS OF ORLANDO LLC | | 10 | 3 | 23% | 13 |

COVID-19: testing by laboratory

Data through Feb 24, 2021 verified as of Feb 25, 2021 at 09:25 AM

Data in this report are provisional and subject to change.

The numbers in the table below represent the number of Florida and non-Florida residents for whom test results were received by the Department of Health. A person can be tested by more than one laboratory and can have both positive and negative results. **Therefore, the sum of the numbers in each column will be larger than the total number of people tested.**

| Reporting lab | Inconclusive | Negative | Positive | Percent positive | Total |
|---|--------------|----------|----------|------------------|-------|
| ADVENT HEALTH - WINTER HAVEN | | 7 | 6 | 46% | 13 |
| COMPREHENSIVE CHILDCARE ASSOCIATES | | 8 | 5 | 38% | 13 |
| WINDSOR WOODS REHAB & HEALTHCARE CTR | | 12 | 1 | 8% | 13 |
| NOVALIFE MEDSPA | | | 13 | 100% | 13 |
| MINUTECLINIC DIAGNOSTIC OF TN, PC 374 | | 9 | 4 | 31% | 13 |
| STEWART MELBOURNE HOSPITAL, INC | 1 | | 12 | 92% | 13 |
| MONTEFIORE ST LUKE'S CORNWALL HOSPITAL | | 10 | 3 | 23% | 13 |
| PHELPS HOSPITAL LABORATORY | | 11 | 2 | 15% | 13 |
| NEWPATH DIAGNOSTICS | | 7 | 6 | 46% | 13 |
| CLINICAL LABORATORY SERVICES | | | 13 | 100% | 13 |
| VILLA OF KINGS AND QUEENS OF DELRAY | | 13 | | | 13 |
| WORLD WRESTLING ENTERTAINMENT | | | 13 | 100% | 13 |
| ORANGE REGIONAL MEDICAL CENTER LABORATORY | | 10 | 3 | 23% | 13 |
| FORT PIERCE FAMILY CARE INC | | 7 | 6 | 46% | 13 |
| LPG PULMONOLOGY-COCONUT POINT | | 11 | 2 | 15% | 13 |
| ORCHID COVE | | 3 | 10 | 77% | 13 |
| HARBOR CHASE OF JACKSONVILLE | | | 13 | 100% | 13 |
| MINUTECLINIC DIAGNOSTIC OF TN PC #6435 | | 13 | | | 13 |
| IN-OFFICE LAB | | 12 | 1 | 8% | 13 |
| AVALON MEDICAL WALK IN CLINIC | | | 13 | 100% | 13 |
| INTERMOUNTAIN CENTRAL LAB | | 1 | 12 | 92% | 13 |
| COVANCE CENTRAL LABORATORY | | | 13 | 100% | 13 |
| ESCAMBIA COMMUNITY CLINIC | | 2 | 11 | 85% | 13 |
| MINUTECLINIC DIAGNOSTIC OF TN, PC 6438 | | 11 | 2 | 15% | 13 |
| CROSS CARE CENTER | | | 13 | 100% | 13 |
| DYNAMIC DNA LAB | | 1 | 12 | 92% | 13 |
| UNIVERSITY HOSPITAL UC HEALTH | | 9 | 4 | 31% | 13 |
| MIAMI BEACH MEDICAL GROUP | | | 13 | 100% | 13 |
| BAYA URGENT CARE LLC | | 1 | 12 | 92% | 13 |
| Sunnyside Care Center | | 13 | | | 13 |
| FLORIDA STATE HOSPITAL | | | 13 | 100% | 13 |
| Hackensack Umc Mountainside | | 12 | 1 | 8% | 13 |
| VALDOSTA FAMILY MEDICINE | | 1 | 12 | 92% | 13 |
| CVS MINUTE CLINIC DIAGNOSTIC OF TEXAS LLC | | 10 | 3 | 23% | 13 |
| FLORIDA MEDICAL CLINIC IM MLK | | 9 | 4 | 31% | 13 |
| METROPOLITAN CHARITIES INC | | 12 | 1 | 8% | 13 |
| VRL EUROFINS - HAWAII | | 13 | | | 13 |
| LUCID DIAGNOSTICS LABS | | | 13 | 100% | 13 |
| SOUTHEAST FAMILY HEALTHCARE CENTER | | | 13 | 100% | 13 |
| ELTINGVILLE CIRCLE URGENT CARE | | 13 | | | 13 |
| CAREATC | | | 13 | 100% | 13 |
| MINUTECLINIC DIAGNOSTIC OF TN PC #566 | | 11 | 2 | 15% | 13 |
| BROOKLYN HOSPITAL CENTER DOWNTOWN CAMPUS | | 13 | | | 13 |
| A AND R RESEARCH GROUP LLC | | 10 | 3 | 23% | 13 |
| PARKWEST MEDICAL CENTER | | 11 | 2 | 15% | 13 |
| FLORIDA MEDICAL CLINIC - MULTI SPECIALTY CAMPUS | | 4 | 9 | 69% | 13 |
| BROOKDALE DELAND | | | 13 | 100% | 13 |

COVID-19: testing by laboratory

Data through Feb 24, 2021 verified as of Feb 25, 2021 at 09:25 AM

Data in this report are provisional and subject to change.

The numbers in the table below represent the number of Florida and non-Florida residents for whom test results were received by the Department of Health. A person can be tested by more than one laboratory and can have both positive and negative results. **Therefore, the sum of the numbers in each column will be larger than the total number of people tested.**

| Reporting lab | Inconclusive | Negative | Positive | Percent positive | Total |
|---|--------------|----------|----------|------------------|-------|
| PREMIER LABORATORY SERVICES, LLC | | 5 | 8 | 62% | 13 |
| ARNOT OGDEN MEDICAL CENTER LABORATORY | | 13 | | | 13 |
| EAR NOSE AND THROAT ASSOCIATES OF MANATEE, P.A. | | 10 | 3 | 23% | 13 |
| CARLOS F FUSTER MD PA | | 13 | | | 13 |
| BELLEVUE HOSPITAL CENTER DEPARTMENT | | 13 | | | 13 |
| SHELBY COUNTY HEALTH CARE CORPORATION | | 10 | 3 | 23% | 13 |
| ROCKLEDGE | | 3 | 10 | 77% | 13 |
| GLENBROOKE AT PALM BAY | | | 13 | 100% | 13 |
| HORIZON MEDICAL GROUP | | 11 | 2 | 15% | 13 |
| MADISON COUNTY HEALTH DEPARTMENT | | 5 | 7 | 58% | 12 |
| ADVENTHEALTH MEDICAL GROUP | | 9 | 3 | 25% | 12 |
| CVS MINUTE CLINIC, LLC | | 10 | 2 | 17% | 12 |
| BERGEN NEW BRIDGE M | | 11 | 1 | 8% | 12 |
| MC DIAGNOSTIC OF CONNECTICUT, PC #1960 | | 12 | | | 12 |
| SUWANNEE COUNTY JAIL | | 11 | 1 | 8% | 12 |
| SUMMIT ATLANTIC SURGERY CENTER | | 12 | | | 12 |
| UNIVERSITY OF MIAMI MILLER SCHOOL | | | 12 | 100% | 12 |
| MEDEXPRESS URGENT CARE-ALTOONA | | 10 | 2 | 17% | 12 |
| SARASOTA - ROBERT L TAYLOR COMMUNITY CENTER□ | | 1 | 11 | 92% | 12 |
| ST VINCENT'S URGENT CARE | | 9 | 3 | 25% | 12 |
| ADVENTHEALTH MEDICAL GROUP PEDIATRICS AT | | 2 | 10 | 83% | 12 |
| THE PLAZA AT PARKSQUARE | | 12 | | | 12 |
| LPG PRIMARY CARE AT SURFSIDE | | 11 | 1 | 8% | 12 |
| MINUTECLINIC DIAGNOSTIC OF TN, PC 4992 | | 12 | | | 12 |
| MULBERRY CARE CENTER | | 7 | 5 | 42% | 12 |
| GLEN OAKS HEALTH AND REHABILITATION CENTER | | | 12 | 100% | 12 |
| MINUTECLINIC DIAGNOSTIC OF NORTH | | 11 | 1 | 8% | 12 |
| MERIDIAN AT WATERWAYS, THE | | 10 | 2 | 17% | 12 |
| WACO HHSSURGEWACO | 1 | 10 | 1 | 8% | 12 |
| Lady Lake Specialty Care | | | 12 | 100% | 12 |
| LAB UNKNOWN | | 1 | 11 | 92% | 12 |
| MI2297090CV HOLLAND-23D2189684 | | 12 | | | 12 |
| GRAND VILLA OF BOYNTON BEACH | | 11 | 1 | 8% | 12 |
| FAMILY MEDICINE AT LONGWOOD | | | 12 | 100% | 12 |
| TLC FAMILY CARE HOME INC | | 12 | | | 12 |
| ACADIAN DIAGNOSTIC LABORATORIES | | 8 | 4 | 33% | 12 |
| ENCOMPASS HOME HEALTH OF THE SOUTHEAST LLC | | 12 | | | 12 |
| MED TECH SERVICES OF PALM BEACH INC | | 12 | | | 12 |
| HAVEN HOSPICE | | | 12 | 100% | 12 |
| BAPTIST PRIMARY CARE PONTE VEDRA | | 6 | 6 | 50% | 12 |
| LEON CHD | | 12 | | | 12 |
| ADVENTHEALTH MEDICAL GROUP CARE CLINIC AT | | 8 | 4 | 33% | 12 |
| LIFE CARE OF PORT SAINT LUCIE | | 3 | 9 | 75% | 12 |
| VERITAS RESEARCH CORP | | | 12 | 100% | 12 |
| YORKVILLE PEDIATRIC URGENT CARE | | 12 | | | 12 |
| COLLIER COUNTY HEALTH DEPT. | | 7 | 5 | 42% | 12 |
| URGENT CARE USA LLC | | 1 | 11 | 92% | 12 |

COVID-19: testing by laboratory

Data through Feb 24, 2021 verified as of Feb 25, 2021 at 09:25 AM

Data in this report are provisional and subject to change.

The numbers in the table below represent the number of Florida and non-Florida residents for whom test results were received by the Department of Health. A person can be tested by more than one laboratory and can have both positive and negative results. **Therefore, the sum of the numbers in each column will be larger than the total number of people tested.**

| Reporting lab | Inconclusive | Negative | Positive | Percent positive | Total |
|--|--------------|----------|----------|------------------|-------|
| CVS TN5639POCT FARRAGUT | | 10 | 2 | 17% | 12 |
| SOMA MEDICAL CENTER, P.A. | | | 12 | 100% | 12 |
| NAPLES GREEN VILLAGE | | 12 | | | 12 |
| PARROTT MEDICAL CLINIC | | | 12 | 100% | 12 |
| NATIONAL GENETICS INST LABCORP | | 4 | 8 | 67% | 12 |
| METHODIST MEDICAL CENTER | | 9 | 3 | 25% | 12 |
| FHCP-PORT ORANGE | | 3 | 9 | 75% | 12 |
| GNT ASSOCIATES | | 11 | 1 | 8% | 12 |
| MEDEXPRESS URGENT CARE - SEMINOLE SQUAU | | 10 | 2 | 17% | 12 |
| ORMOND MEDICAL ARTS | | 3 | 9 | 75% | 12 |
| FLORIDA DEPT OF HEALTH | | 4 | 8 | 67% | 12 |
| PANCARE HEALTH - WEWA ELEMENTARY | | | 12 | 100% | 12 |
| BROOKDALE CITRUS | | | 12 | 100% | 12 |
| OHIO STATE UNIVERSITY MEDICAL CENTER | | | 12 | 100% | 12 |
| CARENOW URGENT CARE-WEST END | | 7 | 5 | 42% | 12 |
| WOODLAND TOWERS | | 6 | 6 | 50% | 12 |
| IREPERTOIRE_MOL_LAB | | 12 | | | 12 |
| WALGREEN | | 4 | 8 | 67% | 12 |
| FLORIDA PRESBYTERIAN HOMES INC | | 11 | 1 | 8% | 12 |
| TNC WALK IN CLINIC | | 9 | 3 | 25% | 12 |
| THE PALMS PHARMACY, INC | | 11 | 1 | 8% | 12 |
| MIDNIGHT MEDICINE | | | 12 | 100% | 12 |
| MERCY MEDICAL CENTER | | 5 | 7 | 58% | 12 |
| GRAND VILLA OF ENGLEWOOD | | 8 | 4 | 33% | 12 |
| ST PETER'S UNIVERSITY HOSPITAL | | 9 | 3 | 25% | 12 |
| GEORGE W FERGUSON MD-CONCIERGE MEDICAL SERVICES PL | | 11 | 1 | 8% | 12 |
| VANDERBILT UNIVERSITY MEDICAL CENTER | | 10 | 2 | 17% | 12 |
| GRAND VILLA OF DEL RAY WEST | | 11 | 1 | 8% | 12 |
| BROWARD DIALYSIS | | | 12 | 100% | 12 |
| AVENTURA HOSPITAL AND MEDICAL CENTER | | | 12 | 100% | 12 |
| MIRACLE ALF INC | | 12 | | | 12 |
| INNOVATIVE RESEARCH OF WEST FLORIDA | | 9 | 3 | 25% | 12 |
| APPLE DIAGNOSTICS LAB | | 5 | 7 | 58% | 12 |
| MINUTECLINIC DIAGNOSTIC OF TN PC #320 | | 10 | 1 | 9% | 11 |
| FIRST CHOICE PEDIATRICS WINTER SPRINGS | | 10 | 1 | 9% | 11 |
| PRIMECARE ACQUISITION FAMILY PRACTICE INC | | 11 | | | 11 |
| WINTER PARK CARE AND REHABILITATION | | | 11 | 100% | 11 |
| TROPICANA | | 5 | 6 | 55% | 11 |
| BAPTIST HEALTH | | | 11 | 100% | 11 |
| Grand Villa of Dunedin | | 5 | 6 | 55% | 11 |
| ALCOVE ASSISTED LIVING FACILITY | | 11 | | | 11 |
| GENESIS | | 7 | 4 | 36% | 11 |
| MEDICAL PAVILION CLINIC | | 2 | 9 | 82% | 11 |
| SEMORAN FAMILY HEALTH LLC | | 10 | 1 | 9% | 11 |
| REDMED CLINIC OF ARLINGTON | | 10 | 1 | 9% | 11 |
| CULINARY INSTITUTE OF AMERICA STUDENT | 3 | 8 | | | 11 |
| SAMARITAN MEDICAL CENTER | | 11 | | | 11 |

COVID-19: testing by laboratory

Data through Feb 24, 2021 verified as of Feb 25, 2021 at 09:25 AM

Data in this report are provisional and subject to change.

The numbers in the table below represent the number of Florida and non-Florida residents for whom test results were received by the Department of Health. A person can be tested by more than one laboratory and can have both positive and negative results. **Therefore, the sum of the numbers in each column will be larger than the total number of people tested.**

| Reporting lab | Inconclusive | Negative | Positive | Percent positive | Total |
|--|--------------|----------|----------|------------------|-------|
| NORTHERN WESTCHESTER HOSPITAL LABORATORY | | 9 | 2 | 18% | 11 |
| PINELLAS COUNTY HEALTH DEPARTMENT | | 2 | 9 | 82% | 11 |
| Rosewood Healthcare and Rehabilitation Center | | 5 | 6 | 55% | 11 |
| ADVENTIST HEALTH SYSTEM FLORIDA DEPT OF HEALTH | | 7 | 4 | 36% | 11 |
| PALM BEACH PATHOLOGY | | 9 | 2 | 18% | 11 |
| GADSDEN REGIONAL MEDICAL CENTER | | 11 | | | 11 |
| LIFE'S SPECIAL MOMENTS INC | | 11 | | | 11 |
| ELITE HOME HEALTH SERVICES | | 11 | | | 11 |
| AIM LABORATORIES | | | 11 | 100% | 11 |
| MEDICAL CENTER AFFILIATES WEST PALM | | | 11 | 100% | 11 |
| MINUTECLINIC, LLC #4230 | | 9 | 2 | 18% | 11 |
| MC DIAGNOSTIC OF CONNECTICUT PC #459 | | 11 | | | 11 |
| MEDEXPRESS URGENT CARE- MARYLAND | | 10 | 1 | 9% | 11 |
| CVS MINUTE CLINIC DIAGNOSTIC PA | | 9 | 2 | 18% | 11 |
| WELLMED AT SOUTH PARSONS | | 9 | 2 | 18% | 11 |
| EXPRESS CARE OF TAMPA BAY LLC | | 2 | 9 | 82% | 11 |
| WELLMED AT PORT ST LUCIE WEST | | 7 | 4 | 36% | 11 |
| TELEVISIT PALM BAY FAMILY PRACTICE | | 9 | 2 | 18% | 11 |
| SEBRING PEDIATRICS LLC | | | 11 | 100% | 11 |
| WANTAGH URGENT CARE | | 8 | 3 | 27% | 11 |
| CORNER OAK ESTATE LLC | | 11 | | | 11 |
| FAMILY PRACTICE ON THE GO | | 6 | 5 | 45% | 11 |
| DMH STEINHATCHEE FAMILY MEDICINE | | 8 | 3 | 27% | 11 |
| PRIMECARE AT PORT ORANGE | | | 11 | 100% | 11 |
| CVS NC3516POCT WINSTON SALEM | | 9 | 2 | 18% | 11 |
| LEE MEMORIAL HEALTH SYSTEM | | 8 | 3 | 27% | 11 |
| DESOTO HEALTH AND REHAB LLC | | 7 | 4 | 36% | 11 |
| IGENEX INC | | 11 | | | 11 |
| UMHC/SYLVESTER AT KENDALL | | 1 | 10 | 91% | 11 |
| STATCARE URGENT & WALK IN MEDICAL CARE | | 9 | 2 | 18% | 11 |
| SENIOR HOME CARE INC | | 11 | | | 11 |
| CARLOS PORTU MD, PLLC | | | 11 | 100% | 11 |
| MORTON PLANT NORTH BAY HOSPITAL | | | 11 | 100% | 11 |
| MINUTE CLINIC | | 1 | 10 | 91% | 11 |
| Lehigh Acres Health and Rehabilitation | | | 11 | 100% | 11 |
| CARE FAST MURABELLA | | 7 | 4 | 36% | 11 |
| RIVERSIDE MEDICAL GROUP | | 10 | 1 | 9% | 11 |
| CARINGTON MANOR | | 11 | | | 11 |
| NORTH OKALOOSA PHYSICIAN GROUP | | 10 | 1 | 9% | 11 |
| VIRTUA WEST JERSEY HOSPITAL VOORHEES | | 9 | 2 | 18% | 11 |
| RUSSELL MEDICAL CENTER | | 10 | 1 | 9% | 11 |
| UNIVERSITY CENTRA CARE | | 10 | 1 | 9% | 11 |
| ILLINOIS DEPT OF PUBLIC HEALTH LAB - SPRINGFIELD | | | 11 | 100% | 11 |
| NIGHT LITE PEDIATRICS CENTER, LLC | | 1 | 10 | 91% | 11 |
| JOHN W NORRIS III MD PA | 1 | | 10 | 91% | 11 |
| 45TH 1 | | 11 | | | 11 |
| AZALEA HEALTH | | 2 | 9 | 82% | 11 |

COVID-19: testing by laboratory

Data through Feb 24, 2021 verified as of Feb 25, 2021 at 09:25 AM

Data in this report are provisional and subject to change.

The numbers in the table below represent the number of Florida and non-Florida residents for whom test results were received by the Department of Health. A person can be tested by more than one laboratory and can have both positive and negative results. **Therefore, the sum of the numbers in each column will be larger than the total number of people tested.**

| Reporting lab | Inconclusive | Negative | Positive | Percent positive | Total |
|---|--------------|----------|----------|------------------|-------|
| MED LABS DIAGNOSTICS | | 6 | 5 | 45% | 11 |
| FLORIDA HOSPITAL PHYSICIAN GROUP | | 3 | 8 | 73% | 11 |
| ORLANDO ORTHOPAEDIC OUTPATIENT SURGERY CENTER LLC | | 8 | 3 | 27% | 11 |
| LEHIGH VALLEY HOSPITAL | | 3 | 8 | 73% | 11 |
| GAMMA DIAGNOSTIC LAB LLC | | | 11 | 100% | 11 |
| St. Annes Nursing Center, St. Annes Residence, Inc. | | 11 | | | 11 |
| MEYER PEDIATRICS CHTD | | 11 | | | 11 |
| MHHS All Lab Subsection | | 11 | | | 11 |
| THE TERRACE OF SAINT CLOUD | | 9 | 2 | 18% | 11 |
| WATSON HEALTHCARE | | 8 | 3 | 27% | 11 |
| FAMILY MEDICINE AT HUNTERS CREEK | | 11 | | | 11 |
| MOUNT DORA PEDIATRICS | | 9 | 2 | 18% | 11 |
| MONTEFIORE MEDICAL CENTER LABORATORIES - WEILER | | 7 | 4 | 36% | 11 |
| St Joseph's Hospital & Medical Center | | 10 | 1 | 9% | 11 |
| ADVANCED HEALTHCARE ASSOCIATES | | 11 | | | 11 |
| BIOTECH CLINICAL LABORATORIES, INC. | | 1 | 10 | 91% | 11 |
| SURGERY CENTER OF CORAL GABLES LLC,THE | | 9 | 2 | 18% | 11 |
| HNL LAB MEDICINE | | 7 | 3 | 30% | 10 |
| ESTATES MEDICAL CENTER INC | | | 10 | 100% | 10 |
| URGENT CARE & FAMILY PRACTICE CENTER | | | 10 | 100% | 10 |
| SOMA MEDICAL CENTER, PA #4 FLORIDA MANGO | | | 10 | 100% | 10 |
| ASHRAF MEDICAL GROUP PLLC DBA PULSE M | | 9 | 1 | 10% | 10 |
| OPTIMAL CARE PEDIATRICS | | | 10 | 100% | 10 |
| MEDEXPRESS URGENT CARE PARKERSBURG | | 8 | 2 | 20% | 10 |
| MINUTE CLINIC LLC #5733 | | 10 | | | 10 |
| CVS MINUTE CLINIC DIAGNOSTIC OF WISCONSIN | | 10 | | | 10 |
| RIVERWOOD CENTER,THE | | | 10 | 100% | 10 |
| KIDSWOOD PEDIATRICS CORP | | 3 | 7 | 70% | 10 |
| NOT INDICATED | | 1 | 9 | 90% | 10 |
| CORONA PATHOLOGY | | 10 | | | 10 |
| HEALTH NETWORK LABORATORIES | | 6 | 4 | 40% | 10 |
| ASSOCIATES MD CYPRESS CREEK | | | 10 | 100% | 10 |
| CROSSROADS URGENT CARE, PLLC | | 10 | | | 10 |
| OCCUPATIONAL HEALTH CENTERS OF THE SOUTHWEST PA | | 9 | 1 | 10% | 10 |
| TENNESSEE DEPARTMENT OF HEALTH (TDH) - CENTRAL LABORATORY | | 2 | 8 | 80% | 10 |
| MEDEXPRESS URGENT CARE - CHRISTIANBURG | | 7 | 3 | 30% | 10 |
| CARENOW URGENT CARE - EAST NASHVILLE | | 8 | 2 | 20% | 10 |
| NORTON HEALTHCARE | | | 10 | 100% | 10 |
| MAIMONIDES MEDICAL CENTER | | 7 | 3 | 30% | 10 |
| FRUITVILLE URGENT CARE | | | 10 | 100% | 10 |
| COMMUNITY HEALTH CENTER | | 2 | 8 | 80% | 10 |
| URGENT CARE CENTER AT PINNACLE | | 4 | 6 | 60% | 10 |
| ADVENTIST HEALTH SYSTEM | | 9 | 1 | 10% | 10 |
| HIGH TOWER ALF LLC | | 9 | 1 | 10% | 10 |
| SAVANNAH MANOR ASSISTED LIVING COMMUNITY | | | 10 | 100% | 10 |
| BEAUMONT LABORATORY | | | 10 | 100% | 10 |
| Westchester General Hospital | | | 10 | 100% | 10 |

COVID-19: testing by laboratory

Data through Feb 24, 2021 verified as of Feb 25, 2021 at 09:25 AM

Data in this report are provisional and subject to change.

The numbers in the table below represent the number of Florida and non-Florida residents for whom test results were received by the Department of Health. A person can be tested by more than one laboratory and can have both positive and negative results. **Therefore, the sum of the numbers in each column will be larger than the total number of people tested.**

| Reporting lab | Inconclusive | Negative | Positive | Percent positive | Total |
|--|--------------|----------|----------|------------------|-------|
| FLEMING ISLAND CENTER FOR CLINICAL RESEARCH | | 10 | | | 10 |
| TMH PHYSICIAN PARTNERS - MONTICELLO | | 8 | 2 | 20% | 10 |
| FLORIDA DEPARTMENT OF HEALTH WASHINGTON COUNTY | | 5 | 5 | 50% | 10 |
| DOC PAM PA | | 9 | 1 | 10% | 10 |
| LUXOR SCIENTIFIC LLC | | 1 | 9 | 90% | 10 |
| CVS NC187POCT CHARLOTTE | | 10 | | | 10 |
| MEDEXPRESS URGENT CARE - PANTOPS | | 9 | 1 | 10% | 10 |
| AMERICAN HOUSE FORT MYERS | | 10 | | | 10 |
| PLYMOUTH HARBOR INCORPORATED | | 9 | 1 | 10% | 10 |
| Maury Regional Hospital | | 6 | 4 | 40% | 10 |
| MAINSTREET FAMILY CARE | | | 10 | 100% | 10 |
| BRIDGE DIAGNOSTICS | | | 10 | 100% | 10 |
| RICHMOND UNIVERSITY MEDICAL CENTER | | 8 | 2 | 20% | 10 |
| Solaris Healthcare Pensacola | | | 10 | 100% | 10 |
| CONSULATE HEALTH CARE OF PENSACOLA | | | 10 | 100% | 10 |
| METHODIST HOSPITAL | | | 10 | 100% | 10 |
| ISLAND COAST PEDIATRICS IN-HOUSE LAB | | 10 | | | 10 |
| MONROE COUNTY HOSPITAL | | 7 | 3 | 30% | 10 |
| CVS MINUTE CLINIC DIAGNOSTIC MED GRP OF CA | | 10 | | | 10 |
| RPC@HODGES | | 2 | 8 | 80% | 10 |
| PANCARE HEALTH - VERNON ELEMENTARY | | | 10 | 100% | 10 |
| HCR MANORCARE | | 10 | | | 10 |
| MEDEX REGIONAL LABORATORIES LLC | | 1 | 9 | 90% | 10 |
| ONEIDA HEALTHCARE CENTER | | 8 | 2 | 20% | 10 |
| CARROLL GARDENS URGENT CARE | | 10 | | | 10 |
| NEW JERSEY DEPARTMENT OF HEALTH COMMUNICABLE DISEASE SERVICE | | 3 | 7 | 70% | 10 |
| BROWARD HEALTH CARE | | | 10 | 100% | 10 |
| LEE PHYSICIAN GROUP | | 9 | 1 | 10% | 10 |
| EMERALD COAST HOSPICE - CRESTVIEW | | 10 | | | 10 |
| BRONSON FIRE DEPARTMENT | | 10 | | | 10 |
| LAKE BALDWIN CBOC | | 9 | 1 | 10% | 10 |
| BAYFRONT FAMILY HEALTH CENTER | | | 10 | 100% | 10 |
| MEDEXPRESS URGENT CARE - MONROE | | 10 | | | 10 |
| THE VILLAGES HEALTH | | 5 | 5 | 50% | 10 |
| MEDEXPRESS URGENT CARE - WINCHESTER GATEWAY | | 8 | 2 | 20% | 10 |
| RED MOUNTAIN DIAGNOSTICS | | 10 | | | 10 |
| SUPERIOR RESIDENCES OF CLERMONT | | 2 | 8 | 80% | 10 |
| ALABAMA DEPARTMENT OF PUBLIC HEALTH | | 1 | 9 | 90% | 10 |
| URGENT CARE OF NEW YORK | | 10 | | | 10 |
| AMBRY GENETICS CORPORATION | | 10 | | | 10 |
| MEDICAL LABORATORY DIAGNOSTICS | | | 10 | 100% | 10 |
| MINUTECLINIC DIAGNOSTIC OF TN PC #6415 | | 9 | 1 | 10% | 10 |
| DES PLAINES CLINICAL LAB | | 3 | 7 | 70% | 10 |
| KIDSVILLE PEDIATRICS | | | 10 | 100% | 10 |
| MEDEXPRESS URGENT CARE - LAFAYETTE | | 9 | 1 | 10% | 10 |
| ACCESS HOME HEALTH OF FLORIDA LLC | | 10 | | | 10 |
| BLOCK NATION CHASE | | 4 | 6 | 60% | 10 |

COVID-19: testing by laboratory

Data through Feb 24, 2021 verified as of Feb 25, 2021 at 09:25 AM

Data in this report are provisional and subject to change.

The numbers in the table below represent the number of Florida and non-Florida residents for whom test results were received by the Department of Health. A person can be tested by more than one laboratory and can have both positive and negative results. **Therefore, the sum of the numbers in each column will be larger than the total number of people tested.**

| Reporting lab | Inconclusive | Negative | Positive | Percent positive | Total |
|---|--------------|----------|----------|------------------|-------|
| RHODE ISLAND DEPARTMENT OF HEALTH | | | 10 | 100% | 10 |
| MOLECULAR PATHOLOGY LABORATORY | | | 10 | 100% | 10 |
| MINUTECLINIC DIAGNOSTIC OF NEW MEXICO | | 10 | | | 10 |
| VENICE GREEN VILLAGE | | 3 | 7 | 70% | 10 |
| MOSOLF PEDIATRICS | | | 10 | 100% | 10 |
| CVA MINUTE CLINIC DIAGNOSTIC OF VIRGINIA, LLC | | 10 | | | 10 |
| VASCONCELLO COHEN MD PA | | 9 | 1 | 10% | 10 |
| BOCA RATON REGIONAL HOSPITAL LAB | | | 10 | 100% | 10 |
| MEDEXPRESS URGENT CARE-KATY | | 7 | 3 | 30% | 10 |
| KIMBERLY J HENDERSON MD PC | | 9 | 1 | 10% | 10 |
| GRAND VILLA OF LARGO | | 8 | 2 | 20% | 10 |
| CBC LAB | | 3 | 7 | 70% | 10 |
| PERSONAL PEDIATRICS PA | | 7 | 3 | 30% | 10 |
| VITALANT | | 1 | 9 | 90% | 10 |
| Hialeah Nursing And Rehabilitation Center | | 6 | 4 | 40% | 10 |
| HUNTINGTON URGENT CARE | | 9 | 1 | 10% | 10 |
| CITY OF CLEARWATER EMPLOYEE HEALTH CENTER | | 3 | 7 | 70% | 10 |
| STATCARE URGENT AND WALK-IN MEDICAL CA | | 10 | | | 10 |
| PPD - IXLAYER | | 9 | 1 | 10% | 10 |
| TALLAHASSEE VA OPC | | 9 | 1 | 10% | 10 |
| BIG BEND HOSPICE INC | | 10 | | | 10 |
| ORANGE COUNTY CORRECTIONS HEALTH SERVICES | | 10 | | | 10 |
| LAKE NONA MEDICAL SERVICES | | 3 | 7 | 70% | 10 |
| BELLE GLADES HEALTH CLINIC | | | 10 | 100% | 10 |
| PBC PREMIER FAMILY HEALTH | | | 10 | 100% | 10 |
| ACCESS PHARMACY | | 10 | | | 10 |
| STATEN ISLAND UNIVERSITY HOSPITAL SEGUINE AVE | | 9 | 1 | 10% | 10 |
| XPRESS URGENT CARE- PORT ST. LUCIE | | 2 | 8 | 80% | 10 |
| MEDEXPRESS URGENT CARE CHARLESTON | | 6 | 4 | 40% | 10 |
| MISSOURI DEPARTMENT OF HEALTH AND SENIOR SERVICES | | | 10 | 100% | 10 |
| NIGHT OWL PEDIATRICS URGENT CARE | | | 10 | 100% | 10 |
| PRORENATA LABS | | 2 | 8 | 80% | 10 |
| VETERNANS ADMINISTRATION | | | 10 | 100% | 10 |
| MINUTECLINIC DIAGNOSTIC OF RHODE ISLAND | | 7 | 3 | 30% | 10 |
| APPALACHIAN REGIONAL HEALTHCARE SYSTEM | | 10 | | | 10 |
| MINUTECLINIC DIAGNOSTIC OF PA, LLC (1036) | | 8 | 2 | 20% | 10 |
| BAYFRONT MEDICAL | | | 10 | 100% | 10 |
| BROOKDALE PANAMA CITY | | 9 | 1 | 10% | 10 |
| PHASE2 LABS | 2 | 6 | 2 | 20% | 10 |
| MEDEXPRESS URGENT CARE - SALEM | | 6 | 4 | 40% | 10 |
| CREATIVE TESTING SOLUTIONS | | 3 | 7 | 70% | 10 |
| REMISE OCCUPATIONAL HEALTH SOLUTIONS INC | | | 9 | 100% | 9 |
| NIGHT LITE PEDIATRICS CENTER | | 1 | 8 | 89% | 9 |
| MOBILE RESPONSE DIAGNOSTICS LLC | | 8 | 1 | 11% | 9 |
| ROSECASTLE | | | 9 | 100% | 9 |
| UNIVERSITY MEDICAL CENTER | | 8 | 1 | 11% | 9 |
| FOX FAMILY PRACTICE | | 9 | | | 9 |

COVID-19: testing by laboratory

Data through Feb 24, 2021 verified as of Feb 25, 2021 at 09:25 AM

Data in this report are provisional and subject to change.

The numbers in the table below represent the number of Florida and non-Florida residents for whom test results were received by the Department of Health. A person can be tested by more than one laboratory and can have both positive and negative results. **Therefore, the sum of the numbers in each column will be larger than the total number of people tested.**

| Reporting lab | Inconclusive | Negative | Positive | Percent positive | Total |
|---|--------------|----------|----------|------------------|-------|
| OPTUM SILVER LAKES | | | 9 | 100% | 9 |
| CARENOW URGENT CARE-MT JULIET | | 8 | 1 | 11% | 9 |
| BERRYHILL MANOR | | 9 | | | 9 |
| Consulate Health Care of Brandon | | 7 | 2 | 22% | 9 |
| NORTHWEST FLORIDA COMMUNITY HOSPITAL LABORATORY | | 8 | 1 | 11% | 9 |
| ADVENT HEALTH - FOUR CORNERS ER | | 8 | 1 | 11% | 9 |
| BUENA VIDA ESTATES | | | 9 | 100% | 9 |
| RIVERVIEW REGIONAL MEDICAL CENTER | | 7 | 2 | 22% | 9 |
| BAYFRONT HEALTH ST PETERSBURG | | 8 | 1 | 11% | 9 |
| FAMILY HEALTH CENTER AT PORT ST JOHN | | 4 | 5 | 56% | 9 |
| MEDEXPRESS URGENT CARE - BENTON HARBOR | | 9 | | | 9 |
| NEMOURS CHILDREN'S PRIMARY CARE VERO BEACH | | | 9 | 100% | 9 |
| FAMILY PRACTICE OF DAVIE INC | | | 9 | 100% | 9 |
| GLADES COUNTY DETENTION CENTER | | | 9 | 100% | 9 |
| CHILDREN'S HEALTH CENTER INC. | | 7 | 2 | 22% | 9 |
| ENCOMPASS HOME HEALTH OF THE SOUTHEAST LLC | | 9 | | | 9 |
| CVS PHARMACY NO 274 | | 9 | | | 9 |
| NATURE COAST REGIONAL MEDICAL CENTER | | | 9 | 100% | 9 |
| Casa Mora Rehabilitation & Extended Care | | 9 | | | 9 |
| SARNO FAMILY PRACTICE | | 1 | 8 | 89% | 9 |
| SAMARITAN HOSPITAL LABORATORY | | 8 | 1 | 11% | 9 |
| CVS MINUTE CLINIC DIAGNOSTIC OF TN #6044 | | 8 | 1 | 11% | 9 |
| CHILDREN'S HEALTHCARE OF ATLANTA/EGLESTON | | 9 | | | 9 |
| LAKE NONA MEDICAL SERVICE LLC | | 9 | | | 9 |
| MC DIAGNOSTIC OF CONNECTICUT, PC # 257 | | 8 | 1 | 11% | 9 |
| NEW HAMPSHIRE DEPARTMENT OF HEALTH AND HUMAN SERVICES | | 3 | 6 | 67% | 9 |
| PINELLAS PARK FIRE DEPARTMENT | | 9 | | | 9 |
| GULF COAST MEDICAL GROUP | | 2 | 7 | 78% | 9 |
| LAKEVIEW HEALTH SYSTEMS | | | 9 | 100% | 9 |
| VILLAGE PLACE HEALTH AND REHAB | | 9 | | | 9 |
| CITY OF NAPLES FIRE RESCUE | | 7 | 2 | 22% | 9 |
| ANY LAB TEST NOW INC | | | 9 | 100% | 9 |
| PALM BAY URGENT CARE PL | | 1 | 8 | 89% | 9 |
| CVS HEALTH, #3396 | | 9 | | | 9 |
| CLEVELAND TENNESSEE HOSPITAL COMPANY | | 8 | 1 | 11% | 9 |
| CHEMISYS LABORATORIES | | 1 | 8 | 89% | 9 |
| WESTCHESTER GENERAL HOSPITAL BLOOD GAS LAB | | | 9 | 100% | 9 |
| HAWTHORNE INN OF LAKELAND | | 9 | | | 9 |
| ARBORS OF GULF BREEZE, THE | | 7 | 2 | 22% | 9 |
| ORLANDO MEDICAL CENTER PL | | 1 | 8 | 89% | 9 |
| CVS MO8590POCT KANSAS CITY | | 5 | 4 | 44% | 9 |
| MIDMICHIGAN MEDICAL CENTER | | | 9 | 100% | 9 |
| LOREY ALF | | 9 | | | 9 |
| ST JUDE LABORATORIES | | 7 | 2 | 22% | 9 |
| WESTPAC LABS INC | 1 | | 8 | 89% | 9 |
| FLORIDA MEDICAL CL ODOM TPA | | 4 | 5 | 56% | 9 |
| CARENOW URGENT CARE-HERMITAGE | | 5 | 4 | 44% | 9 |

COVID-19: testing by laboratory

Data through Feb 24, 2021 verified as of Feb 25, 2021 at 09:25 AM

Data in this report are provisional and subject to change.

The numbers in the table below represent the number of Florida and non-Florida residents for whom test results were received by the Department of Health. A person can be tested by more than one laboratory and can have both positive and negative results. **Therefore, the sum of the numbers in each column will be larger than the total number of people tested.**

| Reporting lab | Inconclusive | Negative | Positive | Percent positive | Total |
|--|--------------|----------|----------|------------------|-------|
| MINUTECLINIC, LLC, DBA MINUTECLINIC #6106 | | 7 | 2 | 22% | 9 |
| ORANGE PARK PEDIATRIC ASSOCIATES | | 1 | 8 | 89% | 9 |
| COLLIER HMA PHYSICIAN MANAGEMENT, LLC | | 1 | 8 | 89% | 9 |
| Signature Healthcare of Ormond | | 9 | | | 9 |
| WINDSOR OF GAINESVILLE | | 9 | | | 9 |
| BROWNE MEDICAL | | 7 | 2 | 22% | 9 |
| MINUTECLINIC DIAGNOSTIC OF TN PC #6363 | | 8 | 1 | 11% | 9 |
| ALACHUA | | | 9 | 100% | 9 |
| MINUTE CLINIC LLC #1448 | | 8 | 1 | 11% | 9 |
| PRIME MEDICAL CARE, LLC | | 9 | | | 9 |
| OMNI | | | 9 | 100% | 9 |
| GCPM MANUAL MICROBIOLOGY | | 1 | 8 | 89% | 9 |
| PATEL MEDICAL VENTURES | | 8 | 1 | 11% | 9 |
| Manor Care of Dunedin | | 6 | 3 | 33% | 9 |
| Ocala CBOC | | 8 | 1 | 11% | 9 |
| CVS MINUTE CLINIC DIAGNOSTIC OF TEXAS, LLC | | 9 | | | 9 |
| MAGNOLIA MANOR | | | 9 | 100% | 9 |
| PEDIATRIC HEALTH CARE ALLIANCE | | | 9 | 100% | 9 |
| ORLANDO HEALTH PHYSICIAN ASSOCIATES | | 4 | 5 | 56% | 9 |
| PHYSICIANS REGIONAL MEDICAL CTR - COLLIER BLVD | | | 9 | 100% | 9 |
| CORAL LANDING ASSISTED LIVING | | 7 | 2 | 22% | 9 |
| CVS MINUTE CLINIC DIAGNOSTIC | | 8 | 1 | 11% | 9 |
| ROSEMONT GARDENS INC | | 9 | | | 9 |
| THE MARY IMOGENE BASSETT HOSPITAL | | 9 | | | 9 |
| BAYONET POINT HOSPITAL | | | 9 | 100% | 9 |
| MINUTECLINIC DIAGNOSTIC OF OKLAHOMA | | 7 | 2 | 22% | 9 |
| NORTHSHORE UNIVERSITY HEALTHSYSTEM EVANSTON HOSPITAL LAB | | | 9 | 100% | 9 |
| HEALTH MED HOME CARE, LLC | | 9 | | | 9 |
| ST VINCENTS AMBULATORY CARE INC DBA | | 6 | 3 | 33% | 9 |
| YUSRA MEDICAL ASSOCIATES PA | | 6 | 3 | 33% | 9 |
| MEDEXPRESS URGENT CARE MONACA | | 9 | | | 9 |
| AFC URGENT CARE - CEDAR GROVE | | 9 | | | 9 |
| MINUTECLINIC DIAGNOSTIC OF MINNESOTA | | 9 | | | 9 |
| ORLANDO ORTHOPAEDIC OUTPATIENT SURGERY CENTER | | 5 | 4 | 44% | 9 |
| MICHIGAN DEPARTMENT OF COMMUNITY HEALTH | | 1 | 8 | 89% | 9 |
| EMERGENCY MEDICAL CENTER | | 3 | 6 | 67% | 9 |
| WINDSOR OF SAN PABLO, THE | | 6 | 3 | 33% | 9 |
| WADSWORTH CENTER - DAVID AXELROD INSTITUTE | | 8 | 1 | 11% | 9 |
| PRECISION GENETICS | | | 9 | 100% | 9 |
| OUR HOME AT BEACON HILL | | | 9 | 100% | 9 |
| CLAYMED OF NORTH FLORIDA | | | 9 | 100% | 9 |
| FLORIDA MENTOR | | 7 | 2 | 22% | 9 |
| AVALON FAMILY RESORT ASSISTED LIVING LLC | | 9 | | | 9 |
| BRENNITY AT VERO BEACH, THE | | | 9 | 100% | 9 |
| MEDLABS DIAGNOSTICS | | 7 | 2 | 22% | 9 |
| CONSULATE HEALTH CARE | | 7 | 1 | 13% | 8 |
| MONTEFIORE MEDICAL CENTER LABORATORIES - NORTH | | 8 | | | 8 |

COVID-19: testing by laboratory

Data through Feb 24, 2021 verified as of Feb 25, 2021 at 09:25 AM

Data in this report are provisional and subject to change.

The numbers in the table below represent the number of Florida and non-Florida residents for whom test results were received by the Department of Health. A person can be tested by more than one laboratory and can have both positive and negative results. **Therefore, the sum of the numbers in each column will be larger than the total number of people tested.**

| Reporting lab | Inconclusive | Negative | Positive | Percent positive | Total |
|--|--------------|----------|----------|------------------|-------|
| PUTNAM COUNTY EMERGENCY RESCUE SERVICE | | 5 | 3 | 38% | 8 |
| Nashville Central Laboratory | | 8 | | | 8 |
| LANE PEDIATRICS PA | | | 8 | 100% | 8 |
| PACIFICA SUNRISE☐ | | | 8 | 100% | 8 |
| HEALTHPARK MEDICAL CTR NURSING SVC | | 8 | | | 8 |
| BENSONHURST URGENT CARE | | 8 | | | 8 |
| ST VINCENT'S ST CLAIR | | 5 | 3 | 38% | 8 |
| MINUTECLINIC, LLC, MINUTECLINIC #7637 | | 6 | 2 | 25% | 8 |
| CLEARWATER PEDIATRIC CARE | | 1 | 7 | 88% | 8 |
| URGENT TEAM MANAGEMENT OF TENNESSEE | | 7 | 1 | 13% | 8 |
| JX REF LAB | | | 8 | 100% | 8 |
| SOUTHEASTERN PEDIATRIC ASSOCIATES | | | 8 | 100% | 8 |
| ST CHARLES HOSPITAL LABORATORY | | 8 | | | 8 |
| MEDEXPRESS URGENT CARE - FORT WORTH S | | 7 | 1 | 13% | 8 |
| MINUTECLINIC INCORPORATE, LLC | | 6 | 2 | 25% | 8 |
| MINUTECLINIC, LLC, #4160 | | 5 | 3 | 38% | 8 |
| THOMAS JEFFERSON UNIVERSITY HOSPITAL | | 4 | 4 | 50% | 8 |
| BLOOMING GARDENS OF CARE INC | | 8 | | | 8 |
| MED & CO INVESTMENT LLC | | 7 | 1 | 13% | 8 |
| CARE ATC - CITY OF BOYNTON BEACH | 1 | 2 | 5 | 63% | 8 |
| HUNTINGTON VILLAGE URGENT CARE | | 8 | | | 8 |
| ROBERT WOOD JOHNSON HOSPITAL | | 7 | 1 | 13% | 8 |
| MINUTE-CLINIC DIAGNOSTIC OF VIRGINIA | | 7 | 1 | 13% | 8 |
| NASCAR EVENT MANAGEMENT, LLC | | 8 | | | 8 |
| Fouraker Hills Rehab and Nursing | | | 8 | 100% | 8 |
| DAVID LAWRENCE CENTER INC | | 7 | 1 | 13% | 8 |
| OKLAHOMA STATE DEPARTMENT OF HEALTH-PUBLIC HEALTH LABORATORY | | | 8 | 100% | 8 |
| PENSACOLA CLUSTER | | | 8 | 100% | 8 |
| MEDEXPRESS URGENT CARE-LATROBE | | 8 | | | 8 |
| LEMOYNE COLLEGE WELLNESS CENTER FOR | | 8 | | | 8 |
| FHCP-ORANGE CITY | | | 8 | 100% | 8 |
| West Gate Village, LLC | | 8 | | | 8 |
| GENEUS DIAGNOSTICS | | | 8 | 100% | 8 |
| PUTNAM FAMILY CARE INC | | 3 | 5 | 63% | 8 |
| DOCTOR'S IN HOUSE LAB | | | 8 | 100% | 8 |
| MINUTECLINIC DIAGNOSTIC OF TN PC #5671 | | 5 | 3 | 38% | 8 |
| PASSPORT HEALTH OF TAMPA BAY | | 8 | | | 8 |
| FLORIDA CLINICAL LAB | | 1 | 7 | 88% | 8 |
| NEW YORK PRESBYTERIAN - LOWER MANHATTAN | | 8 | | | 8 |
| ATLANTIC CONSOLIDATED LABORATORY | | 8 | | | 8 |
| FG RAPID RESULTS LLC | | 2 | 6 | 75% | 8 |
| BARTON PARKER OD PC | | 8 | | | 8 |
| HOLY NAME MEDICAL CENTER | 1 | 6 | 1 | 13% | 8 |
| SEA LEVEL LABS | | | 8 | 100% | 8 |
| INTERNAL MEDICINE ASSOCIATES OF JACKSON HOSPITAL | | | 8 | 100% | 8 |
| MONTEFIORE NYACK HOSPITAL AFFILIATED LABORATORY | | 8 | | | 8 |
| IU HEALTH PATHOLOGY | | 1 | 7 | 88% | 8 |

COVID-19: testing by laboratory

Data through Feb 24, 2021 verified as of Feb 25, 2021 at 09:25 AM

Data in this report are provisional and subject to change.

The numbers in the table below represent the number of Florida and non-Florida residents for whom test results were received by the Department of Health. A person can be tested by more than one laboratory and can have both positive and negative results. **Therefore, the sum of the numbers in each column will be larger than the total number of people tested.**

| Reporting lab | Inconclusive | Negative | Positive | Percent positive | Total |
|--|--------------|----------|----------|------------------|-------|
| COLUMBIA MEMORIAL HOSPITAL | | 8 | | | 8 |
| CVS MINUTE CLINIC DIAGNOSTIC PA #3060 | | 7 | 1 | 13% | 8 |
| ARCHBOLD MEMORIAL HOSPITAL/LAB | | 3 | 5 | 63% | 8 |
| SYLVESTER AT PLANTATION LABORATORY | | 7 | 1 | 13% | 8 |
| CARENOW URGENT CARE-GREEN HILLS | | 8 | | | 8 |
| TRUE HEALTH | | 5 | 3 | 38% | 8 |
| LONGWOOD CARDIOLOGY | | | 8 | 100% | 8 |
| ORMOND BEACH CENTRA CARE | | | 8 | 100% | 8 |
| ADVANCED RESEARCH FOR HEALTH IMPROVEMENT | | 6 | 2 | 25% | 8 |
| KEY TRAINING CENTER | | | 8 | 100% | 8 |
| ALLEGRO - TAMPA | 1 | 4 | 3 | 38% | 8 |
| DORAL URGENT CARE | | | 8 | 100% | 8 |
| URGENT MEDICAL CENTER INC | | 2 | 6 | 75% | 8 |
| CVS MINUTE CLINIC DIAGNOSTIC OF VIRGINIA | | 8 | | | 8 |
| LAKE CO SCHOOLS EMPLOYEE HEALTH & WELLNESS CENTER | 1 | 6 | 1 | 13% | 8 |
| DR PHILLIPS MEDICAL WELLNESS CENTER | | 8 | | | 8 |
| CVS NC2357POCT HUNTERSVILLE | | 7 | 1 | 13% | 8 |
| ANYLABTEST NOW | | 2 | 6 | 75% | 8 |
| CVS NY491POCT JACKSON HEIGHTS | | 8 | | | 8 |
| GENE STREET LABORATORIES, LLC | | 6 | 2 | 25% | 8 |
| MINUTECLINIC DIAGNOSTIC OF NEW JERSEY, LLC # 7069 | | 8 | | | 8 |
| X-GENE MOLECULAR LABS | | 1 | 7 | 88% | 8 |
| DOCTOR'S IN-HOUSE LAB/COMMUNITY HEALTH CENTERS OF PINELLAS – CLEARWATE | | | 8 | 100% | 8 |
| MID-HUDSON VALLEY DIVISION OF WESTCHESTER MEDICAL | | 8 | | | 8 |
| FLORIDA HEART AND VASCULAR MULTISPECIALTY GROUP | | 8 | | | 8 |
| WALK-IN MEDICAL CARE | | | 8 | 100% | 8 |
| VITAS HEALTHCARE CORPORATION OF FL | | | 8 | 100% | 8 |
| Sunset Lake Health and Rehabilitation Center | | 8 | | | 8 |
| MEDICANA NURSING AND REHAB CENTER | | | 8 | 100% | 8 |
| MINUTE CLINIC DIAGNOSTIC OF SC, LLC #42 | | 7 | 1 | 13% | 8 |
| MEDEXPRESS URGENT CARE - SWANSEA, N ILLINOIS ST | | 7 | 1 | 13% | 8 |
| LAB UNKNOW | | 6 | 2 | 25% | 8 |
| ILLINOIS DEPARTMENT OF PUBLIC HEALTH | | | 8 | 100% | 8 |
| EXECUTIVE MEDICAL SERVICES | | 8 | | | 8 |
| VIGILINT HEALTHCARE | | 5 | 3 | 38% | 8 |
| VETERANS AFFAIRS MEDICAL CENTER - OUTPATIENT | | | 8 | 100% | 8 |
| MINUTECLINIC DIAGNOSTIC OF TN PC #386 | | 7 | 1 | 13% | 8 |
| MINUTE CLINIC LLC #10203 | | 6 | 2 | 25% | 8 |
| KEY WEST URGENT CARE, INC | | 3 | 5 | 63% | 8 |
| INSPIRED LIVING AT PALM BAY | | 7 | 1 | 13% | 8 |
| WELLIGENT | | 1 | 7 | 88% | 8 |
| FOUNTAINVIEW BY FIVE STAR QUALITY CARE | | 7 | 1 | 13% | 8 |
| THE WOLFF CENTER FOR CHILD & ADOLESCENT HEALTH | | | 8 | 100% | 8 |
| DOH-TAMPA BRANCH LABORATORY (MLK BLVD) | | 4 | 4 | 50% | 8 |
| BEAUMONT EMERGENCY CENTER | | | 8 | 100% | 8 |
| BAPTIST PEDIATRICS | | 6 | 2 | 25% | 8 |
| MEDEXPRESS URGENT CARE - BEECH GROVE | | 7 | 1 | 13% | 8 |

COVID-19: testing by laboratory

Data through Feb 24, 2021 verified as of Feb 25, 2021 at 09:25 AM

Data in this report are provisional and subject to change.

The numbers in the table below represent the number of Florida and non-Florida residents for whom test results were received by the Department of Health. A person can be tested by more than one laboratory and can have both positive and negative results. **Therefore, the sum of the numbers in each column will be larger than the total number of people tested.**

| Reporting lab | Inconclusive | Negative | Positive | Percent positive | Total |
|--|--------------|----------|----------|------------------|-------|
| WHITE SANDS OUTPATIENT SERVICES (WSOP SERVICES LLC | | 8 | | | 8 |
| FAST PACE MEDICAL CLINIC PLLC | | 6 | 2 | 25% | 8 |
| JACKSON CLINIC PA,THE | | 4 | 4 | 50% | 8 |
| ALACHUA COUNTY HEALTH DEPARTMENT | | 1 | 7 | 88% | 8 |
| DOH JACKSONVILLE CENTRAL LABORATORY | | 3 | 5 | 63% | 8 |
| CVS NC7588POCT ASHEVILLE | | 6 | 2 | 25% | 8 |
| GOLISANO CHILDREN'S HOSPITAL OF SOUTHWEST FLORIDA | | 6 | 2 | 25% | 8 |
| COLLIER BLVD HMA PHYSICIAN MANAGEMENT,, LLC | | | 8 | 100% | 8 |
| PALM BEACH CDH - DELRAY BEACH | | | 8 | 100% | 8 |
| LIFE CARE CITRUS COUNTY | | | 8 | 100% | 8 |
| SOMA MEDICAL CENTER MD PA #7 PEDIATRICS | | | 8 | 100% | 8 |
| FLORIDA HOSPITAL WINTER PARK | | 7 | 1 | 13% | 8 |
| HARBORCHASE OF DR PHILLIPS | | 7 | 1 | 13% | 8 |
| LAKELAND REGIONAL HEALTH GRASSLANDS | | 7 | 1 | 13% | 8 |
| MINUTECLINIC DIAGNOSTIC OF TN PC #242 | | 5 | 3 | 38% | 8 |
| CITY OF OCALA EMPLOYEE HEALTH AND WELLNESS CENTER | | 7 | 1 | 13% | 8 |
| Avalon Healthcare and Rehabilitation Center | | | 8 | 100% | 8 |
| DOTHAN PEDIATRIC CLINIC | | | 8 | 100% | 8 |
| LAKE CONWAY URGENT CARE LLC | | 2 | 6 | 75% | 8 |
| NITIN BAWA PROFESSIONAL ASSOCIATES | | | 8 | 100% | 8 |
| STPET | | 6 | 2 | 25% | 8 |
| JOHNS HOPKINS MEDICAL LABORATORIES | | 1 | 7 | 88% | 8 |
| CIAN DIAGNOSTICS | | | 8 | 100% | 8 |
| ALLINA HEALTH - ABBOTT NORTHWESTERN HOSPITAL | | 5 | 3 | 38% | 8 |
| ST JOSEPH WOMENS HOSPITAL | | | 8 | 100% | 8 |
| MEDEXPRESS ELKINS | | 8 | | | 8 |
| NORTHSIDE HOSPITAL | | 2 | 6 | 75% | 8 |
| MEDEXPRESS URGENT CARE - WASHINGTON | | 6 | 2 | 25% | 8 |
| WATERFORD AT CREEKSIDE, THE | | | 8 | 100% | 8 |
| ST CLOUD PHYSICIAN MANAGMENT LLC | | 7 | 1 | 13% | 8 |
| BIOTECH PHARMACEUTICAL GROUP LLC | | | 8 | 100% | 8 |
| CVS HEALTH MINUTE CLINIC | | 1 | 7 | 88% | 8 |
| MEDEXPRESS URGENT CARE, BUTLER | | 5 | 3 | 38% | 8 |
| FAMILY MEDICINE OF WESTON LLC | | | 8 | 100% | 8 |
| BAPTIST OUTPATIENT | | | 8 | 100% | 8 |
| CIGNA ONSITE HEALTH LLC | | 2 | 6 | 75% | 8 |
| HEALTHMARK REGIONAL HOSPITAL LAB | | 4 | 4 | 50% | 8 |
| SURGOINSVILLE PHARMACY | | 8 | | | 8 |
| ST. JOSEPH HOSPITAL AND HEALTH CARE INC. | | | 8 | 100% | 8 |
| ARTHREX MEDICAL CENTER EAST | | 4 | 4 | 50% | 8 |
| RAYMOND BASRI MD | | 8 | | | 8 |
| MAGNOLIA PEDIATRICS GROUP LLC | | | 8 | 100% | 8 |
| DEPARTMENT OF HEALTH- CITRUS COUNTY | | 1 | 7 | 88% | 8 |
| PALM BEACH COUNTY HEALTH DEPARTMENT LABORATORY | | | 8 | 100% | 8 |
| INTERNAL MEDICINE AND AESTHETICS OF NAPLES LLC | | 8 | | | 8 |
| FLORIDA DIGESTIVE AND LIVER SPECIALIST | | 7 | | | 7 |
| APEX HOME HEALTH CARE | | 6 | 1 | 14% | 7 |

COVID-19: testing by laboratory

Data through Feb 24, 2021 verified as of Feb 25, 2021 at 09:25 AM

Data in this report are provisional and subject to change.

The numbers in the table below represent the number of Florida and non-Florida residents for whom test results were received by the Department of Health. A person can be tested by more than one laboratory and can have both positive and negative results. **Therefore, the sum of the numbers in each column will be larger than the total number of people tested.**

| Reporting lab | Inconclusive | Negative | Positive | Percent positive | Total |
|--|--------------|----------|----------|------------------|-------|
| SUPERIOR RESIDENCES AT CALA HILLS | | 7 | | | 7 |
| GENTRY PARK ORLANDO ASSISTED LIVING | | 6 | 1 | 14% | 7 |
| BAYCARE MEDICAL GROUP | | 1 | 6 | 86% | 7 |
| IRL MARKET LAB | | | 7 | 100% | 7 |
| JUPITER ISLAND PUBLIC SAFETY | | 5 | 2 | 29% | 7 |
| OCALA FAMILY MEDICAL CENTER | | 7 | | | 7 |
| NORTHERN DUTCHESS HOSPITAL LABORATORY | | 5 | 2 | 29% | 7 |
| UNIVERSITY OF WASHINGTON MEDICAL CENTER | | | 7 | 100% | 7 |
| SCHOOL OF PHARMACY AND PHARMACEUTICAL | | 7 | | | 7 |
| NEMOURS CHILDREN'S URGENT | | | 7 | 100% | 7 |
| MINUTECLINIC DIAG OF IND, LLC #2387 | | 6 | 1 | 14% | 7 |
| JOHNS HOPKINS ALL CHILDRENS | | | 7 | 100% | 7 |
| MEDEXPRESS URGENT CARE - HOT SPRINGS | | 7 | | | 7 |
| ST. CLOUD PHARMACY AND WELLNESS CENTER | | 3 | 4 | 57% | 7 |
| CVS PHARMACY #8800 | | 5 | 2 | 29% | 7 |
| HOLY GARDEN ALF, INC. | | 7 | | | 7 |
| HEARTLAND PEDIATRICS OF LAKE PLACID | | | 7 | 100% | 7 |
| BLOOMINGDALE PEDIATRIC ASSOCIATES PA | | | 7 | 100% | 7 |
| MINUTE CLINIC LLC #5706 | | 6 | 1 | 14% | 7 |
| MINUTE CLINIC LLC #2775 | | 7 | | | 7 |
| MINUTE CLINIC DIAGNOSTIC OF SOUTH CAROLINA | | 6 | 1 | 14% | 7 |
| EMBRY-RIDDLE AERONAUTICAL UNIVERSITY HEALTH | | | 7 | 100% | 7 |
| CVS TX8321POCT MCKINNEY | | 7 | | | 7 |
| LEPE'S HOUSE | | | 7 | 100% | 7 |
| MODMD LABORATORY | | 7 | | | 7 |
| EXPRESS TEST | | | 7 | 100% | 7 |
| UHEALTH UNIVERSITY OF MIAMI | | | 7 | 100% | 7 |
| SOUTH COM HEALTH CLINIC, DEPT. OF THE ARMY | | 7 | | | 7 |
| NORTH PINELLAS CHILDRENS MEDICAL CENTER INC | | | 7 | 100% | 7 |
| HEALTH CARE LABORATORY SERVICES | | 1 | 6 | 86% | 7 |
| MEDEXPRESS URGENT CARE-DUBOIS | | 7 | | | 7 |
| WYOMING COUNTY COMMUNITY HOSPITAL LABORATORY | | 7 | | | 7 |
| MIAMI COMPREHENSIVE MEDICINE GROUP PA | | 4 | 3 | 43% | 7 |
| Parkside Villa | | 7 | | | 7 |
| SOMA MEDICAL CENTER PA #4 | | | 7 | 100% | 7 |
| BOCA BIOLISTICS LLC | | | 7 | 100% | 7 |
| SOUTH FLORIDA ENT ASSOCIATES, INC | | | 7 | 100% | 7 |
| QUE | | 4 | 3 | 43% | 7 |
| MINUTECLINIC DIAGNOSTIC OF NEW JERSEY, | | 6 | 1 | 14% | 7 |
| ORLANDO ORTHOPAEDIC CENTER | | 5 | 2 | 29% | 7 |
| ASSOCIATES IN MEDICINE | | 5 | 2 | 29% | 7 |
| ORLANDO FAMILY PHYSICIANS | | | 7 | 100% | 7 |
| ABBAY MANOR RETIREMENT RESIDENCE INC | | 7 | | | 7 |
| VAIL VALLEY MEDICAL CENTER | | | 7 | 100% | 7 |
| NORTHDALE REHABILITATION CENTER | | | 7 | 100% | 7 |
| MC DIAGNOSTIC OF CONNECTICUT, PC #1966 | | 7 | | | 7 |
| CVS PA6902POCT BRYN MAWR | | 5 | 2 | 29% | 7 |

COVID-19: testing by laboratory

Data through Feb 24, 2021 verified as of Feb 25, 2021 at 09:25 AM

Data in this report are provisional and subject to change.

The numbers in the table below represent the number of Florida and non-Florida residents for whom test results were received by the Department of Health. A person can be tested by more than one laboratory and can have both positive and negative results. **Therefore, the sum of the numbers in each column will be larger than the total number of people tested.**

| Reporting lab | Inconclusive | Negative | Positive | Percent positive | Total |
|---|--------------|----------|----------|------------------|-------|
| MINUTECLINIC DIAGNOSTIC OF ILLINOIS LL | | 7 | | | 7 |
| MANATEE PEDIATRICS | | | 7 | 100% | 7 |
| MINUTECLINIC, LLC #03965 | | 7 | | | 7 |
| RIVER OAKS TREATMENT CENTER | | | 7 | 100% | 7 |
| PEDIATRICS URGENT CARE, LLC | | | 7 | 100% | 7 |
| NOVANT HEALTH INPATIENT CARE | | 2 | 5 | 71% | 7 |
| SOUTH FLORIDA BAPTIST HOSPITAL | | | 7 | 100% | 7 |
| INTEGRATED FAMILY MEDICAL CENTER | | | 7 | 100% | 7 |
| MIAMI BEACH COMMUNITY HEALTH CENTER INC | | | 7 | 100% | 7 |
| ORLANDO FAMILY MEDICAL INC | | 7 | | | 7 |
| CVS MINUTE CLINIC DIAGNOSTIC OF NEW JERSEY | | 7 | | | 7 |
| ELLIS HOSPITAL LABORATORY | | 6 | 1 | 14% | 7 |
| NYU WINTHROP HOSPITAL PATHOLOGY | | 7 | | | 7 |
| LAWTON CHILES HEALTH CENTER | | 1 | 6 | 86% | 7 |
| LEE MEMORIAL HEALTH SYSTEM D/B/A LEE COMMUNITY | | 6 | 1 | 14% | 7 |
| UNIVERSITY HOSPITALS OF CLEVELAND | | 3 | 4 | 57% | 7 |
| KENDALL REGIONAL MEDICAL CNTR | | | 7 | 100% | 7 |
| TRUE HEALTH DIAGNOSTICS | | 1 | 6 | 86% | 7 |
| ST CLOUD COMPOUNDING PHARMACY & WELLNESS CENTER | | 7 | | | 7 |
| CARENOW URGENT CARE-SOUTHLAKE | | | 7 | 100% | 7 |
| FLORIDA CANCER SPECIALISTS & RESEARCH INSTITUTE | | 6 | 1 | 14% | 7 |
| KEYSTONE PLACE AT NAPLES PRESERVE | | 4 | 3 | 43% | 7 |
| FLORIDA CENTER FOR DERMATOLOGY LABORATORY | | | 7 | 100% | 7 |
| MEDEXPRESS URGENT CARE - MAPLE DRIVE | | 7 | | | 7 |
| ATMORE NURSING CENTER | | 6 | 1 | 14% | 7 |
| PALM POINT BEHAVIORAL HEALTH | | 7 | | | 7 |
| MINUTECLINIC DIAGNOSTIC OF NORTH CAROLINA, PC | | 6 | 1 | 14% | 7 |
| CARENOW URGENT CARE-MADISON | | 7 | | | 7 |
| ST LUKES ROOSEVELT LABORATORY | | 7 | | | 7 |
| FAMILY MEDICINE MEDICAL DRIVE | | 7 | | | 7 |
| UF HEALTH | | | 7 | 100% | 7 |
| MINUTECLINIC LLC (1435) | | 7 | | | 7 |
| LONG ISLAND JEWISH FOREST HILLS HOSPITAL | | 7 | | | 7 |
| CVS CA9165POCT SAN DIEGO | | 7 | | | 7 |
| MEDEXPRESS URGENT CARE - STATE COLLEGE | | 5 | 2 | 29% | 7 |
| NORTH FLORIDA MEDICAL CENTERS INC | | 1 | 6 | 86% | 7 |
| CAYUGA COUNTY HEALTH DEPARTMENT | | 6 | 1 | 14% | 7 |
| COMMUNITY MEDICAL AND DENTAL CARE INC | | 7 | | | 7 |
| Ocoee Health Care Center | | 7 | | | 7 |
| GRAND VILLA OF PALM COAST | | 7 | | | 7 |
| NEMOURS CHILDREN'S HOSPITAL | | | 7 | 100% | 7 |
| MEDEXPRESS URGENT CARE - FAYETTEVILLE | | 5 | 2 | 29% | 7 |
| PEDIATRICS OF CENTRAL FLORIDA | | 5 | 2 | 29% | 7 |
| PASSPORT HEALTH | | | 7 | 100% | 7 |
| KANSAS DEPARTMENT OF HEALTH | | 2 | 5 | 71% | 7 |
| GRACE WELLNESS CENTER LLC | | 6 | 1 | 14% | 7 |
| OPTUM PRIMARY CARE - FOUNTAIN OAKS | | 3 | 4 | 57% | 7 |

COVID-19: testing by laboratory

Data through Feb 24, 2021 verified as of Feb 25, 2021 at 09:25 AM

Data in this report are provisional and subject to change.

The numbers in the table below represent the number of Florida and non-Florida residents for whom test results were received by the Department of Health. A person can be tested by more than one laboratory and can have both positive and negative results. **Therefore, the sum of the numbers in each column will be larger than the total number of people tested.**

| Reporting lab | Inconclusive | Negative | Positive | Percent positive | Total |
|--|--------------|----------|----------|------------------|-------|
| LONGWOOD PEDIATRICS LLC | | | 7 | 100% | 7 |
| DOTHAN WEST FAMILY MEDICINE | | 5 | 2 | 29% | 7 |
| FLORIDA HOSPITAL APOPKA | | 6 | 1 | 14% | 7 |
| CVS TN5601POCT LENOIR CITY | | 7 | | | 7 |
| WILDLIGHT LAB | | | 7 | 100% | 7 |
| AVON PARK PEDIATRICS | | | 7 | 100% | 7 |
| RICH STREET GROUP HOME | | | 7 | 100% | 7 |
| LIFELINK TISSUE BANK D/B/A LIFELINK TISSUE BANK | | 7 | | | 7 |
| VERMONT DEPARTMENT OF HEALTH | | 1 | 6 | 86% | 7 |
| FLORIDA HOSPITAL KISSIMMEE | | 4 | 3 | 43% | 7 |
| PERSONAL PHYSICIAN CARE PA | | | 7 | 100% | 7 |
| LIZS ADULT CARE | | 7 | | | 7 |
| FHMG_FM AND IM AVALON PARK | | 2 | 5 | 71% | 7 |
| VICTORIAN MANOR | | 2 | 5 | 71% | 7 |
| URGENT CARE OF LONGWOOD | | | 7 | 100% | 7 |
| MINUTECLINIC DIAGNOSTIC OF SC, LLC #2 | | 6 | 1 | 14% | 7 |
| CLAY PRIMARY & FAMILY CARE LLC | | | 7 | 100% | 7 |
| FLORIDA SCHOOL FOR THE DEAF AND THE BLIND | | | 7 | 100% | 7 |
| DOCTOR'S IN-HOUSE LAB/COMMUNITY HEALTH CENTERS OF PINELLAS -PINELLAS P | | | 7 | 100% | 7 |
| BRADENTON PHYSICIANS MEDICAL CENTER | | | 7 | 100% | 7 |
| Florida Clinical Laboratory | | 1 | 6 | 86% | 7 |
| PENINSULA CARE AND REHABILITATION CENTER | | | 7 | 100% | 7 |
| CARENOW URGENT CARE-DONELSON | | 5 | 2 | 29% | 7 |
| MEDEXPRESS URGENT CARE, JOHNSTOWN | | 6 | 1 | 14% | 7 |
| HEALTH AND WELLNESS CENTER | | | 7 | 100% | 7 |
| CVS NC4165POCT BREVARD | | 5 | 2 | 29% | 7 |
| ADVENT HEALTH APOPKA | | 3 | 4 | 57% | 7 |
| ST VINCENT'S CHILTON | | 5 | 2 | 29% | 7 |
| EL PARAISO HOME INC | | 7 | | | 7 |
| SIMEDHEALTH LLC | | 2 | 5 | 71% | 7 |
| BROOKDALE LAKE ORIENTA | | | 7 | 100% | 7 |
| MINUTE CLINIC LLC #4017 | | 7 | | | 7 |
| CVS OH2543POCT CANFIELD | | 5 | 2 | 29% | 7 |
| DALLAS COUNTY HEALTH AND HUMAN SERVICES | | | 7 | 100% | 7 |
| FHPG_EXP CARE W HILLSBOROUGH | | | 7 | 100% | 7 |
| Thermopolis Rehabilitation Wellness | | 7 | | | 7 |
| MERCY HEALTH—MUSKEGON | | 6 | 1 | 14% | 7 |
| MINUTECLINIC, LLC #4682 | | 3 | 4 | 57% | 7 |
| DYNAMIC HEALTH CENTERS INC | | 3 | 4 | 57% | 7 |
| SONORA QUEST LABORATORIES | | | 7 | 100% | 7 |
| ENCOMPASS HEALTH REHABILITATION OF SEA PINES | | 7 | | | 7 |
| DOCTORS CLINICAL LABORATORY, INC | | 5 | 2 | 29% | 7 |
| LEE COUNTY HEALTH DEPARTMENT | | 4 | 3 | 43% | 7 |
| OSWEGO HOSPITAL LABORATORY | | 6 | 1 | 14% | 7 |
| PENN MEDICINE PRINCETON MEDICAL CENTER | | 6 | 1 | 14% | 7 |
| CVS MINUTE CLINIC DIAGNOSTIC OF TEXAS,LLC | | 5 | 2 | 29% | 7 |
| CAPRONA GROUP HOME | | 1 | 6 | 86% | 7 |

COVID-19: testing by laboratory

Data through Feb 24, 2021 verified as of Feb 25, 2021 at 09:25 AM

Data in this report are provisional and subject to change.

The numbers in the table below represent the number of Florida and non-Florida residents for whom test results were received by the Department of Health. A person can be tested by more than one laboratory and can have both positive and negative results. **Therefore, the sum of the numbers in each column will be larger than the total number of people tested.**

| Reporting lab | Inconclusive | Negative | Positive | Percent positive | Total |
|--|--------------|----------|----------|------------------|-------|
| DIAGNOSTIC CLINIC | | 6 | 1 | 14% | 7 |
| PANCARE HEALTH - HOSFORD SCHOOL | | | 7 | 100% | 7 |
| CARESOUTH HHA HOLDINGS OF TALLAHASSEE LLC | | 7 | | | 7 |
| MINUTECLINIC, LLC #1586 | | 5 | 2 | 29% | 7 |
| MINUTECLINIC, LLC #244 | | 6 | 1 | 14% | 7 |
| ECLRS | | 2 | 5 | 71% | 7 |
| ACCENTCARE | | 7 | | | 7 |
| PBC FOUND CARE INC | | | 7 | 100% | 7 |
| LYNMOORE,THE | | 7 | | | 7 |
| CVS NJ617POCT CEDAR GROVE | | 6 | 1 | 14% | 7 |
| MINUTECLINIC DIAGNOSTIC OF MAINE, LLC | | 5 | 2 | 29% | 7 |
| CVS NATIONAL HARBOR MD2297714CV | | 6 | | | 6 |
| FIRST COAST CARDIOVASCULAR INSTITUTE PA | | | 6 | 100% | 6 |
| ARLINGTON OF NAPLES | | 6 | | | 6 |
| MEDEXPRESS URGENT CARE - TARENTUM | | 5 | 1 | 17% | 6 |
| FLORIDA PREMIER MEDICAL CARE PA | | | 6 | 100% | 6 |
| CURATIVE | | 1 | 5 | 83% | 6 |
| UCARE | | | 6 | 100% | 6 |
| MEDEXPRESS URGENT CARE - BLUEFIELD | | 5 | 1 | 17% | 6 |
| CAN COMMUNITY HEALTH, INC | | 6 | | | 6 |
| AMERICAN EAGLE LEESBURG AL LLC DBA VISTA LAKE | | | 6 | 100% | 6 |
| THE CLINIC PREMISE HEALTH | | | 6 | 100% | 6 |
| Baptist Village Retirement Communities | | 6 | | | 6 |
| CVS TX4397POCT CYPRESS | | 6 | | | 6 |
| COASTAL DETOX | | 6 | | | 6 |
| MINUTECLINIC, LLC #1492 | | 6 | | | 6 |
| FLORIDA MEDICAL SPECIALISTS | | 2 | 4 | 67% | 6 |
| Centrastate Medical Center | | 5 | 1 | 17% | 6 |
| MERCY COLLEGE HEALTH OFFICE | | 6 | | | 6 |
| FLORIDA WOMAN CARE LABORATORY | | | 6 | 100% | 6 |
| CURATIVE CARE CENTER INC | | 1 | 5 | 83% | 6 |
| CONCENTRA | | | 6 | 100% | 6 |
| RANDOLPH DIABETES AND WELLNESS | | 5 | 1 | 17% | 6 |
| CHAPTERS HEALTH HOSPICE | | 6 | | | 6 |
| TEXAS MEDCLINIC | | | 6 | 100% | 6 |
| CHILDREN'S HOSPITAL OF PHILADELPHIA | | 5 | 1 | 17% | 6 |
| ASCENSION ST VINCENT'S CLAY COUNTY | | | 6 | 100% | 6 |
| PLEASANTVILLE OF SEBASTIAN LLC | | | 6 | 100% | 6 |
| TERENCE B MITCHELL MD, INC | | 2 | 4 | 67% | 6 |
| INTERVENTIONAL REHABILITATION OF SOUTH FLORIDA | | | 6 | 100% | 6 |
| MEDEXPRESS URGENT CARE - HUNTINGTON WE | | 6 | | | 6 |
| EDWARD S BENNETT MD PLLC | | 6 | | | 6 |
| GULF COAST PEDIATRICS OF SARASOTA PA | | 1 | 5 | 83% | 6 |
| UT MEMPHIS UNIVERSITY HEALTH SERVICES | | | 6 | 100% | 6 |
| CVS NC5591POCT STATESVILLE | | 5 | 1 | 17% | 6 |
| CVS NV3210POCT LAS VEGAS | | 6 | | | 6 |
| DR. PHILLIPS MEDICAL WELLNESS CENTER | | 3 | 3 | 50% | 6 |

COVID-19: testing by laboratory

Data through Feb 24, 2021 verified as of Feb 25, 2021 at 09:25 AM

Data in this report are provisional and subject to change.

The numbers in the table below represent the number of Florida and non-Florida residents for whom test results were received by the Department of Health. A person can be tested by more than one laboratory and can have both positive and negative results. **Therefore, the sum of the numbers in each column will be larger than the total number of people tested.**

| Reporting lab | Inconclusive | Negative | Positive | Percent positive | Total |
|--|--------------|----------|----------|------------------|-------|
| PALMETTO HEALTH ALLIANCE | | 3 | 3 | 50% | 6 |
| VIBRANT AMERICA | | 4 | 2 | 33% | 6 |
| UNILAB OF DADE INC | | | 6 | 100% | 6 |
| CDRX INFUSION | | | 6 | 100% | 6 |
| DELIVER MY MEDS CORP | | 6 | | | 6 |
| MINUTECLINIC DIAG OF IND LLC #6998 | | 5 | 1 | 17% | 6 |
| PARTNERS PHARMACY OF FLORIDA LLC | | 6 | | | 6 |
| Kroger 673 - The Little Clinic Dallas | | 5 | 1 | 17% | 6 |
| VITAS HEALTH INC | | | 6 | 100% | 6 |
| CITIZENS BAPTIST MEDICAL CENTERS LAB | | 5 | 1 | 17% | 6 |
| LRHS Southeastern University | | 4 | 2 | 33% | 6 |
| BAYCARE ALLIANT HOSPITAL | | | 6 | 100% | 6 |
| CVS MINUTE CLINIC, LLC #22 | | 5 | 1 | 17% | 6 |
| SV DIAGNOSTIC LAB | | | 6 | 100% | 6 |
| MC DIAGNOSTIC OF CONNECTICUT , PC # 3 | | 4 | 2 | 33% | 6 |
| MINUTE-CLINIC DIAGNOSTIC OF VIRGINIA, LLC #2003 | | 5 | 1 | 17% | 6 |
| WATAUGA MEDICAL CENTER | | 4 | 2 | 33% | 6 |
| FLORENCE J HUNT STUDENT WELLNESS CENTER - HEALTH SERVICES (ABBOTT) | | 6 | | | 6 |
| MIAMI RESCUE MISSION CLINIC INC | | | 6 | 100% | 6 |
| MINUTE CLINIC DIAGNOSTIC OF TN PC #64 | | 6 | | | 6 |
| BAYSIDE LABORATORIES INC | | 6 | | | 6 |
| LUMADOC HEALTH | | 4 | 2 | 33% | 6 |
| HUNTERS CREEK PEDIATRICS | | 6 | | | 6 |
| CAPE CORAL URGENT CARE | | 3 | 3 | 50% | 6 |
| MEDEXPRESS URGENT CARE - IRVING | | 6 | | | 6 |
| TAMIAMI LAB MILLENIUM | | | 6 | 100% | 6 |
| INTERNAL MEDICINE LIPID AND WELNNESS PRACTICE | | | 6 | 100% | 6 |
| AMERICAN HEALTH ASSOC. LABORATORY SOUTH | | 4 | 2 | 33% | 6 |
| JOHN T MATHER MEMORIAL HOSPITAL LABORATORY | | 5 | 1 | 17% | 6 |
| BROWARD TRANSITIONAL CENTER | | | 6 | 100% | 6 |
| LEWIS COUNTY MANOR | | 6 | | | 6 |
| NORTH FLORIDA PEDIATRICS JASPER | | | 6 | 100% | 6 |
| PATHGROUP LABS, LLC | | 4 | 2 | 33% | 6 |
| BROOKDALE CLERMONT | | | 6 | 100% | 6 |
| MEDEXPRESS URGENT CARE - RICHMOND, NINE MILE RD | | 5 | 1 | 17% | 6 |
| CVS MINUTE CLINIC DIAGNOSTIC MED GRP OF SAN | | 4 | 2 | 33% | 6 |
| MINUTECLINIC #2860 | | 4 | 2 | 33% | 6 |
| ST. LUCIE COUNTY HEALTH DEPARTMENT | | 4 | 2 | 33% | 6 |
| CRESTWOOD MEDICAL CENTER | | 4 | 2 | 33% | 6 |
| MEDEXPRESS URGENT CARE - ELM GROVE | | 5 | 1 | 17% | 6 |
| MINUTECLINIC DIAGNOSTIC OF VIRGINIA | | 6 | | | 6 |
| CAPITAL HEALTH PLAN LABORATORIES | | | 6 | 100% | 6 |
| RIVER CITY PRIMARY AND URGENT CARE | | | 6 | 100% | 6 |
| BETH ISRAEL DEACONESS MEDICAL CENTER | | | 6 | 100% | 6 |
| CVS MINUTE CLINIC DIAG OF IND, LLC #6549 | | 6 | | | 6 |
| AVANTE AT ORMOND BEACH INC | | | 6 | 100% | 6 |
| EASTERN FLORIDA STATE COLLEGE - PALM BAY CAMPUS□ | | | 6 | 100% | 6 |

COVID-19: testing by laboratory

Data through Feb 24, 2021 verified as of Feb 25, 2021 at 09:25 AM

Data in this report are provisional and subject to change.

The numbers in the table below represent the number of Florida and non-Florida residents for whom test results were received by the Department of Health. A person can be tested by more than one laboratory and can have both positive and negative results. **Therefore, the sum of the numbers in each column will be larger than the total number of people tested.**

| Reporting lab | Inconclusive | Negative | Positive | Percent positive | Total |
|--|--------------|----------|----------|------------------|-------|
| BROWARD COUNTY HEALTH DEPT. | | | 6 | 100% | 6 |
| HOLLY HILL HOME INFUSION SERVICE | | 5 | 1 | 17% | 6 |
| CITYMD | | 1 | 5 | 83% | 6 |
| MEDEXPRESS URGENT CARE - BATTLE CREEK | | 4 | 2 | 33% | 6 |
| MINUTECLINIC DIAGNOSTIC OF VIRGINIA, LLC #255 | | 6 | | | 6 |
| DANIEL M LIBBY MD PLLC | | 6 | | | 6 |
| LOUISIANA DEPT OF HEALTH | | | 6 | 100% | 6 |
| MEDEXPRESS URGENT CARE - MT LEBANON | | 4 | 2 | 33% | 6 |
| FAMILY TREE PRIMARY CARE | | 5 | 1 | 17% | 6 |
| MARSHALL MEDICAL CENTER SOUTH LAB | | 5 | 1 | 17% | 6 |
| PANCARE HEALTH - KATE SMITH ELEMENTARY | | 1 | 5 | 83% | 6 |
| MINUTECLINIC DIAGNOSTIC OF NORTH CAROLINA PC #5341 | | 4 | 2 | 33% | 6 |
| MINUTECLINIC DIAGNOSTIC OF TEXAS LLC | | 5 | 1 | 17% | 6 |
| AARK LABORATORY | | 6 | | | 6 |
| BETHESDA COMMUNITY HEALTH CENTER | | | 6 | 100% | 6 |
| ETHOS LABORATORIES | | 6 | | | 6 |
| PEDIATRICS IN BREVARD-COCOA BEACH | | 2 | 4 | 67% | 6 |
| CAMELLIA AT DEERWOOD | | 2 | 4 | 67% | 6 |
| GLEN FALLS HOSPITAL DEPARTMENT OF PATHOLOGY | | 6 | | | 6 |
| WALGREENS #04618 | | 6 | | | 6 |
| JERSEY SHORE MEDICAL CENTER | | 6 | | | 6 |
| PROHEALTH MED | | 1 | 5 | 83% | 6 |
| MEDEXPRESS URGENT CARE-PETERS TWP | | 5 | 1 | 17% | 6 |
| MEDICAL CENTER AT OCEAN REEF | | 1 | 5 | 83% | 6 |
| MINUTECLINIC DIAGNOSTICS OF IND, LLC | | 6 | | | 6 |
| LAKEVIEW TERRACE HOME HEALTH SERVICES LLC | | | 6 | 100% | 6 |
| GRACE REHABILITATION CENTER OF VERO BEACH | | 4 | 2 | 33% | 6 |
| QUICK CARE MED WALK IN AND URGENT CARE | | | 6 | 100% | 6 |
| MD NOW MEDICAL CENTER | | | 6 | 100% | 6 |
| DOCTORS EXPRESS OF ST PETERSBURG | | | 6 | 100% | 6 |
| MINUTECLINIC, LLC #05038 | | 6 | | | 6 |
| VIERA PEDIATRICS | | 1 | 5 | 83% | 6 |
| PR HEALTH | | 1 | 5 | 83% | 6 |
| NORTHSIDE HOSPITAL ATLANTA | | 3 | 3 | 50% | 6 |
| Signature Healthcare of Savannah | | 6 | | | 6 |
| FAMILY CARE MEDICAL CENTER | | | 6 | 100% | 6 |
| MINUTE CLINIC INCORPORATE | | 6 | | | 6 |
| ELITE MD GROUP INC | | 2 | 4 | 67% | 6 |
| SUNRISE SENIOR LIVING OF JACKSONVILLE | | | 6 | 100% | 6 |
| SOUTHEASTERN DERMATOLOGY GROUP PA | | 5 | 1 | 17% | 6 |
| UNILAB | | 2 | 4 | 67% | 6 |
| MINUTE CLINIC DIAGNOSTIC OF PENNSYLVANIA | | 6 | | | 6 |
| SUFFRIDGE DRIVE GROUP HOME | | 6 | | | 6 |
| MEDEXPRESS URGENT CARE - STAUNTON | | 2 | 4 | 67% | 6 |
| THE WINDSOR OF OCALA | | 2 | 4 | 67% | 6 |
| CVS DC1340POCT WASHINGTON | | 6 | | | 6 |
| OAK HARBOR ASSISTED LIVING FACILITY | | 4 | 2 | 33% | 6 |

COVID-19: testing by laboratory

Data through Feb 24, 2021 verified as of Feb 25, 2021 at 09:25 AM

Data in this report are provisional and subject to change.

The numbers in the table below represent the number of Florida and non-Florida residents for whom test results were received by the Department of Health. A person can be tested by more than one laboratory and can have both positive and negative results. **Therefore, the sum of the numbers in each column will be larger than the total number of people tested.**

| Reporting lab | Inconclusive | Negative | Positive | Percent positive | Total |
|--|--------------|----------|----------|------------------|-------|
| SUMTER COUNTY HEALTH DEPARTMENT | | 1 | 5 | 83% | 6 |
| BAYSHORE POINTE NURSING AND REHAB CENTER | | | 6 | 100% | 6 |
| WIREGRASS MEDICAL CENTER | | | 6 | 100% | 6 |
| ATLANTIC COMMUNITY HIGH SCHOOL | | 5 | 1 | 17% | 6 |
| WELLMED AT BRANDON REGIONAL | | 5 | 1 | 17% | 6 |
| DEPARTMENT OF HEALTH AND HUMAN SERVICES STATE OF NEW HAMPSHIRE | | | 6 | 100% | 6 |
| FLORIDA DEPARTMENT OF HEALTH IN SARASOTA COUNTY | | 5 | 1 | 17% | 6 |
| URGENT TEAM - HUNTSVILLE | | 5 | 1 | 17% | 6 |
| THE PALMS REHABILITATION AND HEALTHCARE CENTER | | 5 | 1 | 17% | 6 |
| TAMPA URGENT CARE | | | 6 | 100% | 6 |
| ALBION COLLEGE (ABBOTT) | | 6 | | | 6 |
| ENIGMA DIAGNOSTIC, INC. | | | 6 | 100% | 6 |
| MEDEXPRESS URGENT CARE-PITTSFIELD | | 6 | | | 6 |
| FLORIDA KEYS CONCIERGE MEDICINE, LLC | | 6 | | | 6 |
| MINUTE CLINIC DIAGNOSTIC OF TEXAS, LLC | | 6 | | | 6 |
| UT SOUTHWESTERN MEDICAL CENTER | | | 6 | 100% | 6 |
| MINUTECLINIC MINUTECLINIC #8505 | | 4 | 2 | 33% | 6 |
| SIGNATURE HEALTHCARE OF MIDDLEBURG | | 6 | | | 6 |
| SANDGATE GARDENS REHAB & NURSING CENTER | | 3 | 3 | 50% | 6 |
| MEDEXPRESS URGENT CARE - MIDLOTHIAN | | 6 | | | 6 |
| PUBLIC HEALTH LAB | | 6 | | | 6 |
| TERRACINA LLC | | 1 | 5 | 83% | 6 |
| MINUTECLINIC DIAGNOSTIC OF TN PC #643 | | 4 | 2 | 33% | 6 |
| UNIVERSITY OF MIAMI MILLER SCHOOL OF MEDICINE | | | 6 | 100% | 6 |
| PALM HARBOR DERMATOLOGY | | 4 | 2 | 33% | 6 |
| MINUTECLINIC, LLC #03268 | | 5 | 1 | 17% | 6 |
| YAZJI PEDIATRIC CARE LLC DBA TUKA PEDIATRICS | | | 6 | 100% | 6 |
| TIMBER CREEK PEDIATRICS | | 6 | | | 6 |
| MC DIAGNOSTIC OF CONNECTICUT, PC #1043 | | 6 | | | 6 |
| MINUTE CLINIC DIAGNOSTIC OF MICHIGAN PC | | 6 | | | 6 |
| SAINT PETER'S UNIVERSITY HOSPITAL | | 6 | | | 6 |
| MINUTECLINIC DIAGNOSTIC OF SC, LLC #7 | | 4 | 2 | 33% | 6 |
| MEDEXPRESS URGENT CARE - CULPEPER | | 6 | | | 6 |
| ENTRUST IMMEDIATE CARE | | | 6 | 100% | 6 |
| URGENT CARE HOUSECALLS PA | | 5 | 1 | 17% | 6 |
| Northwell Lab | | 2 | 4 | 67% | 6 |
| BOCA VIPEDIATRICS | | | 6 | 100% | 6 |
| EP LTC PHARMACY | | 5 | 1 | 17% | 6 |
| LEE COMMUNITY HEALTHCARE INC CAPE CORAL | | 6 | | | 6 |
| NORTHEAST ALABAMA REGIONAL MEDICAL CENTER | | 3 | 3 | 50% | 6 |
| PRESBYTERIAN HOME | | 6 | | | 6 |
| CAREWELL 301 - WARWICK | | | 6 | 100% | 6 |
| LISTENING DOCTOR PLLC, THE | | 1 | 5 | 83% | 6 |
| XPRESS URGENT CARE LLC | | 6 | | | 6 |
| URGENT TEAM - MUSCLE SHOALS | | 6 | | | 6 |
| CVS SC7556POCT WEST COLUMBIA | | 6 | | | 6 |
| CVS NC7047POCT DURHAM | | 6 | | | 6 |

COVID-19: testing by laboratory

Data through Feb 24, 2021 verified as of Feb 25, 2021 at 09:25 AM

Data in this report are provisional and subject to change.

The numbers in the table below represent the number of Florida and non-Florida residents for whom test results were received by the Department of Health. A person can be tested by more than one laboratory and can have both positive and negative results. **Therefore, the sum of the numbers in each column will be larger than the total number of people tested.**

| Reporting lab | Inconclusive | Negative | Positive | Percent positive | Total |
|--|--------------|----------|----------|------------------|-------|
| FRESENIUS KIDNEY CARE DUNEDIN | | | 6 | 100% | 6 |
| MINUTECLINIC DIAGNOSTIC OF GEORGIA, LL | | 5 | 1 | 17% | 6 |
| LAFAYETTE NURSING AND REHAB | | | 5 | 100% | 5 |
| PINECREST PEDIATRICS GROUP LLC | | | 5 | 100% | 5 |
| DIXITKUMAR N MODI MD PA | | | 5 | 100% | 5 |
| CYPRESS CREEK MEDICAL CENTER | | | 5 | 100% | 5 |
| LABCORP UNSPECIFIED | | 5 | | | 5 |
| ALPHADERA LABS, LLC | | | 5 | 100% | 5 |
| GUTHRIE MEDICAL GROUP LABORATORIES | | 5 | | | 5 |
| MEDEXPRESS URGENT CARE - GLENDALE | | 5 | | | 5 |
| OHIO DEPARTMENT OF HEALTH | | | 5 | 100% | 5 |
| FRESENIUS KIDNEY CARE SOUTH ORLANDO | | | 5 | 100% | 5 |
| GULF COAST VETERANS HCS PANAMA CITY OPC | | 5 | | | 5 |
| FLEET LANDING | | | 5 | 100% | 5 |
| RIO PINAR HEALTH CARE | | | 5 | 100% | 5 |
| JUPITER CLINIC | | | 5 | 100% | 5 |
| GRAND VILLA OF SARASOTA | | 4 | 1 | 20% | 5 |
| ST BARNABAS HOSPITAL | | 5 | | | 5 |
| UCF STUDENT HEALTH SERVICES LABORATORY | | 2 | 3 | 60% | 5 |
| BAPTIST HEALTH - TOWN CENTER | | | 5 | 100% | 5 |
| PEDIATRICS OF CENTRAL FLORIDA – POINCIANA | | 3 | 2 | 40% | 5 |
| BAYSHORE LABORATORY | | 4 | 1 | 20% | 5 |
| MINUTE CLINIC, LLC #1434 | | 5 | | | 5 |
| HENDRY REGIONAL CONVENIENT CARE CENTER | | | 5 | 100% | 5 |
| Enterprise Health and Rehabilitation Center | | 5 | | | 5 |
| MINNESOTA DEPARTMENT OF HEALTH PUBLIC HEALTH LABORATORY DIVISION | 1 | | 4 | 80% | 5 |
| MIZELL MEMORIAL HOSPITAL | | | 5 | 100% | 5 |
| MINUTECLINIC DIAGNOSTIC OF OHIO #7790 | | 3 | 2 | 40% | 5 |
| INDIAN RIVER PRIMARY CARE PA | | 5 | | | 5 |
| INFECTION CONTROL/ EMPHEALTH | | 3 | 2 | 40% | 5 |
| KEYSTONE REHABILITATION AND HEALTH CENTER | | 1 | 4 | 80% | 5 |
| THE MEDICAL GROUP OF SOUTH FLORIDA INC | | 4 | 1 | 20% | 5 |
| SANTOS REHABILITATION CENTER INC | | | 5 | 100% | 5 |
| Lenox on the Lake | | | 5 | 100% | 5 |
| CAREHERE LCS- EUSTIS | | | 5 | 100% | 5 |
| CVS IN6654POCT INDIANAPOLIS | | 4 | 1 | 20% | 5 |
| MINUTECLINIC MINUTECLINIC #4977 | | 3 | 2 | 40% | 5 |
| EAST BANK HOSPITAL - UNIVERSITY OF MINNESOTA MEDICAL CENTER | | | 5 | 100% | 5 |
| ST JOHNS BIOMEDICAL LAB | | 5 | | | 5 |
| URGENT TEAM - NASHVILLE | | 5 | | | 5 |
| OCHSNER MEDICAL CENTER | | | 5 | 100% | 5 |
| MINUTECLINIC, LLC #1796 | | 4 | 1 | 20% | 5 |
| RURAL HEALTH CARE INC | | | 5 | 100% | 5 |
| PT&J REHAB - VILLAGE OF ROYAL PALM BEACH | | 5 | | | 5 |
| FLORIDA CLINICAL LABORATORY - BIOREFERENCE LABORATORIES | | 2 | 3 | 60% | 5 |
| PUTNAM HOSPITAL CENTER LABORATORY | | 5 | | | 5 |
| TALLAHASSEE MEMORIAL HEALTHCARE | | | 5 | 100% | 5 |

COVID-19: testing by laboratory

Data through Feb 24, 2021 verified as of Feb 25, 2021 at 09:25 AM

Data in this report are provisional and subject to change.

The numbers in the table below represent the number of Florida and non-Florida residents for whom test results were received by the Department of Health. A person can be tested by more than one laboratory and can have both positive and negative results. **Therefore, the sum of the numbers in each column will be larger than the total number of people tested.**

| Reporting lab | Inconclusive | Negative | Positive | Percent positive | Total |
|--|--------------|----------|----------|------------------|-------|
| ADVICE FOR OPTIMAL WELLNESS | | 2 | 3 | 60% | 5 |
| PEDIATRIC URGENT HEALTH CARE | | | 5 | 100% | 5 |
| UW MEDICINE VIROLOGY LAB | | | 5 | 100% | 5 |
| FHPG FAMILY MEDICAL CENTER OF TAMPA BAY | | 1 | 4 | 80% | 5 |
| INDIANA STATE DEPARTMENT OF HEALTH LABORATORIES | | | 5 | 100% | 5 |
| VILLAGES VA CBOC | 2 | 2 | 1 | 20% | 5 |
| MEDICAL CENTER OF BLOUNTSTOWN | | | 5 | 100% | 5 |
| HAVEN HOSPICE IN CHIEFLAND | | | 5 | 100% | 5 |
| AHF PUBLIC HEALTH LABORATORY | | | 5 | 100% | 5 |
| PRECISION LABS LLC | | 2 | 3 | 60% | 5 |
| NORTH SHORE HEMATOLOGY-ONCOLOGY ASSOCIATES, PC | | 5 | | | 5 |
| WILSON PEDIATRICS | | | 5 | 100% | 5 |
| CVS NV408817POCT LAS VEGAS | | 1 | 4 | 80% | 5 |
| INTERNAL MEDICINE & PRIMARY CARE ASSOCIATES, PLC | | | 5 | 100% | 5 |
| FINLAY | | 1 | 4 | 80% | 5 |
| ARKANSAS DEPARTMENT OF HEALTH | | | 5 | 100% | 5 |
| MINUTECLINIC, LLC #7139 | | 5 | | | 5 |
| DICKSON MEDICAL ASSOCIATES PC PATH LAB | | 4 | 1 | 20% | 5 |
| MAXCARE CLINIC | | | 5 | 100% | 5 |
| WOODHULL MEDICAL AND MENTAL HEALTH CTR | | 5 | | | 5 |
| NORTH DADE NURSING AND REHABILITATION CENTER | | | 5 | 100% | 5 |
| FOUNDCARE, INC | | | 5 | 100% | 5 |
| WEST PACIFIC MEDICAL LABORATORY | | | 5 | 100% | 5 |
| WATERTOWN URGENT CARE PLLC | | 5 | | | 5 |
| Lake Mary Health and Rehabilitation Center | | 1 | 4 | 80% | 5 |
| FRANCES WARDE MEDICAL LABORATORY | | 2 | 3 | 60% | 5 |
| MD NOW MEDICAL CENTER INC | | | 5 | 100% | 5 |
| DISCOVERY VILLAGE AT STUART | | 2 | 3 | 60% | 5 |
| BEACH HOUSE | | 5 | | | 5 |
| MCKENZIE-WILLAMETTE MEDICAL CENTER LAB | | 5 | | | 5 |
| UF HEALTH PATHOLOGY LABORATORIES | | | 5 | 100% | 5 |
| PALM GARDEN OF SUN CITY | | | 5 | 100% | 5 |
| WHITE WILSON MEDICAL CENTER - FWB | | 1 | 4 | 80% | 5 |
| PANCARE HEALTH - ALTHA PUBLIC | | | 5 | 100% | 5 |
| FORSYTH HOUSE | | | 5 | 100% | 5 |
| PREMIER FAMILY HEALTH PA | | | 5 | 100% | 5 |
| MEASE CONTINUING CARE | | 3 | 2 | 40% | 5 |
| PHYSICIANS FOR CHILDREN | | | 5 | 100% | 5 |
| COPELAND MEDICAL CLINIC | | 3 | 2 | 40% | 5 |
| MEDEXPRESS URGENT CARE - WILLIAMSPORT | | 4 | 1 | 20% | 5 |
| CHAMPLAIN VALLEY PHYSICIANS HOSPITAL | | 3 | 2 | 40% | 5 |
| MEDEXPRESS URGENT CARE - BECKLEY CROSS | | 4 | 1 | 20% | 5 |
| CVS TX7827POCT ROUND ROCK | | 5 | | | 5 |
| APOLLO GARDENS RETIREMENT RESIDENCE CARE | | 5 | | | 5 |
| AHC Decatur County | | 5 | | | 5 |
| URGENT CARE OF ERWIN | | 5 | | | 5 |
| DEPARTMENT OF HEALTH AND HUMAN SERVICES LANSING | | | 5 | 100% | 5 |

COVID-19: testing by laboratory

Data through Feb 24, 2021 verified as of Feb 25, 2021 at 09:25 AM

Data in this report are provisional and subject to change.

The numbers in the table below represent the number of Florida and non-Florida residents for whom test results were received by the Department of Health. A person can be tested by more than one laboratory and can have both positive and negative results. **Therefore, the sum of the numbers in each column will be larger than the total number of people tested.**

| Reporting lab | Inconclusive | Negative | Positive | Percent positive | Total |
|--|--------------|----------|----------|------------------|-------|
| Kennedy University Hospital | | 5 | | | 5 |
| GREENVILLE MEMORIAL HOSPITAL LAB | | | 5 | 100% | 5 |
| Army Residence Community | | 5 | | | 5 |
| MINUTECLINIC DIAGNOSTIC OF TN, PC 6304 | | 3 | 2 | 40% | 5 |
| PM PEDIATRICS OF SELDEN | | 3 | 2 | 40% | 5 |
| MINUTECLINIC DIAGNOSTIC OF NEVADA #87 | | 3 | 2 | 40% | 5 |
| COOPER HOSPITAL/UNIVERSITY MEDICAL | | 5 | | | 5 |
| MINUTECLINIC DIAGNOSTIC OF KENTUCKY | | 5 | | | 5 |
| MEDEXPRESS URGENT CARE MORGANTOWN | | 5 | | | 5 |
| DAVENPORT PEDIATRICS PA | | 1 | 4 | 80% | 5 |
| TULLAHOMA HMA, LLC | | 4 | 1 | 20% | 5 |
| PHYSICIANS IMMEDIATE CARE ELGIN | | | 5 | 100% | 5 |
| LAKE COUNTY DETENTION CENTER | | 3 | 2 | 40% | 5 |
| ALL CHILDREN'S HOSPITAL DEPT OF GENERAL PEDIATRICS | | | 5 | 100% | 5 |
| NU WAVE MEDICAL CENTER | | | 5 | 100% | 5 |
| MID - FLORIDA PATHOLOGY LLC | | 1 | 4 | 80% | 5 |
| RELIANT IMMUNE DIAGNOSTICS | | | 5 | 100% | 5 |
| VEIL VALLEY MEDICAL CENTER | | | 5 | 100% | 5 |
| WHEELER LABORATORY | | 4 | 1 | 20% | 5 |
| LAKE NONA PEDIATRICS IN ASSOCIATION WITH NEMOURS | | 5 | | | 5 |
| CLEVELAND CLINIC MARTIN HEALTH NURSING & RESTORATIVE | | 5 | | | 5 |
| LEVY COUNTY SHERRIF'S DEPT | | | 5 | 100% | 5 |
| XRL SXF REF LAB | | 5 | | | 5 |
| PEDIATRICS OF ALTAMONTE | | 5 | | | 5 |
| CELEBRATION PEDIATRICS PA | | | 5 | 100% | 5 |
| ADVANCED URGENT CARE OF MARATHON | | 1 | 4 | 80% | 5 |
| GRAND VILLA OF DELRAY EAST | | 5 | | | 5 |
| HELIX KH UC | | | 5 | 100% | 5 |
| FLORIDA DEPARTMENT OF HEALTH - INVERNESS | | 3 | 2 | 40% | 5 |
| JOHN T MACKAY MD | | | 5 | 100% | 5 |
| GRAND AVE PHARMACY | | | 5 | 100% | 5 |
| HILLSBOROUGH COUNTY HEALTH DEPARTMENT | | | 5 | 100% | 5 |
| REDMED OF CROSSTOWN | | 2 | 3 | 60% | 5 |
| CVS MINUTE CLINIC DIAG OF IND LLC #5206 | | 4 | 1 | 20% | 5 |
| CENTREX CLINICAL LABS INC | | 5 | | | 5 |
| NOVADX | | 2 | 3 | 60% | 5 |
| FLORIDA PRIMARY & SPECIALTY CARE | | 5 | | | 5 |
| FLORIDA PRIMARY CARE AND SPORTS MEDICINE INC | | 2 | 3 | 60% | 5 |
| MEDEXPRESS URGENT CARE-MUNCIE | | 5 | | | 5 |
| AMERICAN MEDICAL RESPONSE - DENVER | | 2 | 3 | 60% | 5 |
| MAXHEALTH | | 4 | 1 | 20% | 5 |
| CARENOW URGENT CARE - CENTRAL AUSTIN | | 1 | 4 | 80% | 5 |
| JUPITER ISLAND MEDICAL CLINIC INC | | 5 | | | 5 |
| OMNICARE PHARMACY OFTEXAS 1, LP DBA OMNICARE | | 5 | | | 5 |
| Life Care Center of Estero | | | 5 | 100% | 5 |
| MINUTECLINIC DIAGNOSTIC OF PENNSYLVANIA, LLD #1545 | | 5 | | | 5 |
| MCR HEALTH LAWTON CHILES ADMINISTRATION STE A | | 1 | 4 | 80% | 5 |

COVID-19: testing by laboratory

Data through Feb 24, 2021 verified as of Feb 25, 2021 at 09:25 AM

Data in this report are provisional and subject to change.

The numbers in the table below represent the number of Florida and non-Florida residents for whom test results were received by the Department of Health. A person can be tested by more than one laboratory and can have both positive and negative results. **Therefore, the sum of the numbers in each column will be larger than the total number of people tested.**

| Reporting lab | Inconclusive | Negative | Positive | Percent positive | Total |
|---|--------------|----------|----------|------------------|-------|
| NELSON BIOLOGICAL | | | 5 | 100% | 5 |
| ADVENTHEALTH MEDICAL GROUP PEDIATRIC & ADOLESCENT | | 4 | 1 | 20% | 5 |
| MOUNT SINAI BROOKLYN LABORATORY | | 4 | 1 | 20% | 5 |
| ST MARYS MEDICAL CENTER | | | 5 | 100% | 5 |
| AURORA UNIVERSITY WELLNESS CENTER | | 5 | | | 5 |
| MEDEXPRESS - COLLINSVILLE BELT LINE | | 3 | 2 | 40% | 5 |
| TESTD | | | 5 | 100% | 5 |
| EASTCHESTER PEDIATRIC MEDICAL GROUP | | 5 | | | 5 |
| MINUTECLINIC DIAGNOSTIC MED GRP OF CA | | 4 | 1 | 20% | 5 |
| ABSOLUTE HEALTH | | 5 | | | 5 |
| DIXIE COUNTY EMERGENCY SERVICES | | | 5 | 100% | 5 |
| BOROPARK URGENT CARE | | 4 | 1 | 20% | 5 |
| MIAMI MEDICAL CONSULTANT PA | | | 5 | 100% | 5 |
| QUALITY MEDICAL CARE | | | 5 | 100% | 5 |
| PM PEDIATRICS OF BAYSIDE PLLC | | 5 | | | 5 |
| HAWTHORNE HEALTH AND REHABILITATION | | | 5 | 100% | 5 |
| WAKEMED | | 1 | 4 | 80% | 5 |
| MIAMI CANCER INSTITUTE | | | 5 | 100% | 5 |
| PRECISION DIAGNOSTICS INC - NJ | | 5 | | | 5 |
| LABS PLUS LLC | | 5 | | | 5 |
| BOONE DRUG & HEALTHCARE AT DEERFIELD | | | 5 | 100% | 5 |
| PEACHTREE IMMEDIATE CARE | | | 5 | 100% | 5 |
| OCCMED SOLUTIONS | | 2 | 3 | 60% | 5 |
| MINUTECLINIC, LLC, DBA MINUTECLINIC #2 | | 5 | | | 5 |
| MEDEXPRESS URGENT CARE PORT HURON | | 4 | 1 | 20% | 5 |
| PIEDMONT HOSPITAL LAB | | | 5 | 100% | 5 |
| LIVING WATERS MEDICAL CENTER | | | 5 | 100% | 5 |
| MEDI-DRUG INC | | 4 | 1 | 20% | 5 |
| GENESIS FAMILY PRACTICE | | 3 | 2 | 40% | 5 |
| MONROE COUNTY FIRE RESCUE | | 5 | | | 5 |
| NORTHPORT MEDICAL CENTER LAB | | 5 | | | 5 |
| MINUTECLINIC DIAGNOSTIC OF TN PC #442 | | 4 | 1 | 20% | 5 |
| NOVANT HEALTH UVA | | 2 | 3 | 60% | 5 |
| SOUTH FLORIDA FAMILY HEALTH & RESEARCH CTR | | | 5 | 100% | 5 |
| ADVENTHEALTH CAR CENTER APOPKA | | | 5 | 100% | 5 |
| CVS OH3476POCT TIPP CITY | | 5 | | | 5 |
| FLORIDA HOSPITAL LAKE MARY | | 5 | | | 5 |
| ST CHARLES BEND LABORATORY | | 4 | 1 | 20% | 5 |
| MANATEE COUNTY JAIL | | 4 | 1 | 20% | 5 |
| QUEST DIAGNOSTICS PSC | | 1 | 4 | 80% | 5 |
| CONCENTRA URGENT CARE | | 1 | 4 | 80% | 5 |
| MEDEXPRESS URGENT CARE-NESHANNOCK TWP | | 4 | 1 | 20% | 5 |
| THE UNIVERSITY OF VERMONT MEDICAL CENTER | | 4 | 1 | 20% | 5 |
| SEASIDE MANOR | | | 5 | 100% | 5 |
| PRINCIPLE HOSPICE SERVICE, LLC | | | 5 | 100% | 5 |
| TRANSPLANT GENOMICS INC (EUROFINS) | | 5 | | | 5 |
| PATIENT FIRST - LEESBURG | | | 5 | 100% | 5 |

COVID-19: testing by laboratory

Data through Feb 24, 2021 verified as of Feb 25, 2021 at 09:25 AM

Data in this report are provisional and subject to change.

The numbers in the table below represent the number of Florida and non-Florida residents for whom test results were received by the Department of Health. A person can be tested by more than one laboratory and can have both positive and negative results. **Therefore, the sum of the numbers in each column will be larger than the total number of people tested.**

| Reporting lab | Inconclusive | Negative | Positive | Percent positive | Total |
|--|--------------|----------|----------|------------------|-------|
| FLAGLER HEALTH SERVICES INC | | | 5 | 100% | 5 |
| FAMILY TREE DNA | | | 5 | 100% | 5 |
| REHABILITATION CENTER AT JUPITER GARDENS | | 5 | | | 5 |
| JACKSON SOUTH COMMUNITY HOSPITAL LAB | | | 5 | 100% | 5 |
| EGL GENETICS DIAGNOSTICS | | | 5 | 100% | 5 |
| COMPUNET CLINICAL LAB | | | 5 | 100% | 5 |
| UNDERGROUND FREE CLINIC | | 5 | | | 5 |
| RUSH UNIVERSITY MEDICAL CENTER LABORATORY | | | 5 | 100% | 5 |
| SHEEPSHEAD BAY URGENT CARE | | 5 | | | 5 |
| KETTERING HEALTH | | | 5 | 100% | 5 |
| URGENT CARE COASTAL GA | | | 5 | 100% | 5 |
| MINUTECLINIC DIAGNOSTIC OF ILLINOIS | | 4 | 1 | 20% | 5 |
| AEL KNOXVILLE | | | 5 | 100% | 5 |
| GENTLE HANDS MOBILE PHLEBOTOMY | | | 5 | 100% | 5 |
| INNOVATIVE COVID-DIVERSEY | | | 5 | 100% | 5 |
| UNIVERSITY OF CHICAGO MEDICAL CENTER LAB | | | 5 | 100% | 5 |
| MEDEXPRESS URGENT CARE - CLARKSBURG | | 5 | | | 5 |
| UPMC HEALTH SYSTEM | | 4 | 1 | 20% | 5 |
| SCIENCE CARE | | | 5 | 100% | 5 |
| OPTUMCARE FLORIDA, LLC | | 3 | 2 | 40% | 5 |
| CVS NC6402POCT DAVIDSON | | 3 | 2 | 40% | 5 |
| MINUTE CLINIC DIAGNOSTIC OF NORTH CAROLINA | | 5 | | | 5 |
| BROWNE MEDICAL LLC | | 3 | 2 | 40% | 5 |
| MEDEXPRESS URGENT CARE MURRYSVILLE | | 3 | 2 | 40% | 5 |
| COMMONS AT ORLANDO LUTHERAN TOWERS SNF | | | 5 | 100% | 5 |
| UNIVERSITY OF MIAMI / SCCC RESEARCH LABORATORY | | | 5 | 100% | 5 |
| PHYSICIANS URGENT CARE BERRY FARMS | | 4 | 1 | 20% | 5 |
| WESTMINSTER SHORES | | | 5 | 100% | 5 |
| TANNER MEDICAL CENTER EAST AL | | 5 | | | 5 |
| SARASOTA MEDICAL CENTER | | | 5 | 100% | 5 |
| QUINTON MEMORIAL HEALTH CARE CENTER | | 5 | | | 5 |
| AUGUSTA HEALTH | | | 5 | 100% | 5 |
| SIGNATURE URGENT CARE | | | 5 | 100% | 5 |
| SOUTHERN OCEAN MEDICAL CENTER | | 5 | | | 5 |
| RIVERVIEW ALF OPERATOR LLC | | | 5 | 100% | 5 |
| LPG PEDIATRICS AT CAPE CORAL | | 5 | | | 5 |
| COVID RAPID LABS | | | 5 | 100% | 5 |
| LAKEVIEW HEALTHCARE SYSTEM LLC | | | 5 | 100% | 5 |
| Walker BaptistMedCtr | | 4 | 1 | 20% | 5 |
| JOE DIMAGGIO CHILDREN'S HOSPITAL | | 1 | 4 | 80% | 5 |
| FLORIDA HEALTHCARE OF ORLANDO | | | 5 | 100% | 5 |
| LIFEPLUS HEALTHCARE GROUP INC | | 5 | | | 5 |
| BROOKDALE NEW PORT RICHEY | | | 5 | 100% | 5 |
| SUTTER TRACY COMMUNITY HOSPITAL | | | 5 | 100% | 5 |
| MINUTE-CLINIC DIAGNOSTIC OF VIRGINIA, LLC #794 | | 5 | | | 5 |
| CARL R DARNALL ARMY MEDICAL CENTER | | | 5 | 100% | 5 |
| MINUTECLINIC, LLC #1470 | | 5 | | | 5 |

COVID-19: testing by laboratory

Data through Feb 24, 2021 verified as of Feb 25, 2021 at 09:25 AM

Data in this report are provisional and subject to change.

The numbers in the table below represent the number of Florida and non-Florida residents for whom test results were received by the Department of Health. A person can be tested by more than one laboratory and can have both positive and negative results. **Therefore, the sum of the numbers in each column will be larger than the total number of people tested.**

| Reporting lab | Inconclusive | Negative | Positive | Percent positive | Total |
|--|--------------|----------|----------|------------------|-------|
| ELITE CARE | | | 5 | 100% | 5 |
| URGENT MED INC | | 3 | 2 | 40% | 5 |
| COLUMBIA MEMORIAL HOSPITAL LABORATORY | | 5 | | | 5 |
| DIAGNOSTECHS | | 4 | 1 | 20% | 5 |
| ST. PETERSBURG PEDIATRICS | | | 5 | 100% | 5 |
| DOCS URGENT CARE | | 1 | 4 | 80% | 5 |
| CVS CT1123POCT SOUTHBURY | | 5 | | | 5 |
| GOOD SAMARITAN MEDICAL CENTER | | | 5 | 100% | 5 |
| ADVENT HEALTH MEDICAL GROUP FAMILY AND INTERNAL MEDICINE AT AVALON PAR | | 4 | 1 | 20% | 5 |
| CELAL GUROL ERBAY, MD | | | 4 | 100% | 4 |
| CVS MA394POCT SEEKONK | | 4 | | | 4 |
| CVS TX7162POCT HOUSTON | | 4 | | | 4 |
| LMH SKILLED NURSING UNIT | | 4 | | | 4 |
| CVS PA233POCT NEWTOWN SQUARE | | 4 | | | 4 |
| ADVANCED URGENT CARE LLC | | 1 | 3 | 75% | 4 |
| MINUTECLINIC DIAGNOSTIC OF VIRGINIA, LLC #1656 | | 4 | | | 4 |
| LIFE CARE HOME HEALTH SERVICES LLC | | 1 | 3 | 75% | 4 |
| BIRMINGHAM VAMC | | 1 | 3 | 75% | 4 |
| INTERMARKET FACILITY | | | 4 | 100% | 4 |
| COVID TESTING LLC | | | 4 | 100% | 4 |
| CVS MINUTE CLINIC DIAGNOSTIC OF TN #3293 | | 4 | | | 4 |
| CHILDREN'S MEDICAL GROUP | | 4 | | | 4 |
| FLORIDA HOSPITAL ALTAMONTE | | 2 | 2 | 50% | 4 |
| MAINE DEPARTMENT OF HEALTH AND HUMAN SERVICES | | | 4 | 100% | 4 |
| CENTRAL JERSEY URGENT CARE OF EATONTOW | | 4 | | | 4 |
| THE LITTLE CLINIC | | | 4 | 100% | 4 |
| BREVARD HEALTH ALLIANCE INC | | 4 | | | 4 |
| APOPKA FAMILY HEALTH CENTER | | 3 | 1 | 25% | 4 |
| MONROE COUNTY DEPT OF PUBLIC HEALTH ST | | 4 | | | 4 |
| THONOTOSASSA COMMUNITY HEALTH CENTER | | 1 | 3 | 75% | 4 |
| INFINITI LABS INC | | | 4 | 100% | 4 |
| FHCP - ORMOND BEACH | | | 4 | 100% | 4 |
| COMPASSION PEDIATRIC URGENT CARE LLC | | | 4 | 100% | 4 |
| CRESTAR LABS | | 2 | 2 | 50% | 4 |
| MEDEXPRESS URGENT CARE - MOUNTAIN HOME | | 3 | 1 | 25% | 4 |
| FLORENCE - HUNTSVILLE HOSPITAL URGENT CARE | | 3 | 1 | 25% | 4 |
| MINUTECLINIC, LLC #1431 | | 3 | 1 | 25% | 4 |
| MIAMI COMMUNITY HEALTH CENTER INC | | 1 | 3 | 75% | 4 |
| Health Care Center of Jacksonville | | | 4 | 100% | 4 |
| MEDEXPRESS URGENT CARE - WICHITA, S SENECA ST | | 2 | 2 | 50% | 4 |
| AFFINITY URGENT CARE | | | 4 | 100% | 4 |
| LIFEHOPE LABS | | | 4 | 100% | 4 |
| MEDEXPRESS URGENT CARE SHADYSIDE | | 3 | 1 | 25% | 4 |
| LOUISIANA DEPT. OF HEALTH AND HOSPITALS-INFECTIOUS DISEASE EPI SECTION | | | 4 | 100% | 4 |
| MINUTECLINIC DIAG OF IND, LLC #10190 | | 4 | | | 4 |
| CAPTAIN JAMES A. LOVELL FEDERAL HEALTHCARE CENTER | | | 4 | 100% | 4 |
| DTR LABS | | 3 | 1 | 25% | 4 |

COVID-19: testing by laboratory

Data through Feb 24, 2021 verified as of Feb 25, 2021 at 09:25 AM

Data in this report are provisional and subject to change.

The numbers in the table below represent the number of Florida and non-Florida residents for whom test results were received by the Department of Health. A person can be tested by more than one laboratory and can have both positive and negative results. **Therefore, the sum of the numbers in each column will be larger than the total number of people tested.**

| Reporting lab | Inconclusive | Negative | Positive | Percent positive | Total |
|---|--------------|----------|----------|------------------|-------|
| TRUE HEALTH- HOFFNER | | 3 | 1 | 25% | 4 |
| COMPREHENSIVE CLINICAL RESEARCH, LLC | | | 4 | 100% | 4 |
| UNION CITY MANOR NURSING CENTER | | 4 | | | 4 |
| MINUTECLINIC DIAGNOSTIC OF WISCONSIN, LLC | | 4 | | | 4 |
| FLORIDA CANCER SPECIALISTS AND RESEARCH | | 2 | 2 | 50% | 4 |
| MINUTECLINIC DIAGNOSTIC OF OHIO #4401 | | 4 | | | 4 |
| CONSULATE HEATH CARE AT WEST ALTAMONTE | | | 4 | 100% | 4 |
| FCHC (OB)-DARWIN SQUARE CTR. | | | 4 | 100% | 4 |
| SOUTHLAND SUITES OF LAKELAND | | | 4 | 100% | 4 |
| MINUTECLINIC DIAGNOSTIC OF RHODE ISLAND | | 4 | | | 4 |
| Heartland of Boynton Beach | | | 4 | 100% | 4 |
| ST PETE DIRECT PRIMARY CARE | | 2 | 2 | 50% | 4 |
| LAKE FOREST PARK OP CO LLC | | 4 | | | 4 |
| FAMILY MEDICAL CLINIC HOMESTEAD, LLC | | | 4 | 100% | 4 |
| CVS MINUTE CLINIC DIAGNOSTIC OF KANSAS, PA | | 4 | | | 4 |
| COMPASSION PEDIATRICS | | | 4 | 100% | 4 |
| CVS CA9715POCT THOUSAND OAKS | | 4 | | | 4 |
| ManorCare Health Services Camp Hill | | 4 | | | 4 |
| FIFTH AVENUE PEDIATRICS | | 3 | 1 | 25% | 4 |
| MINUTE CLINIC, LLC #4650 | | 4 | | | 4 |
| HEALTHY MINORS PEDIATRIC URGENT CARE | | 4 | | | 4 |
| STONE CLINICAL LABORATORIES OF FL LLC | | 4 | | | 4 |
| CVS OH3301POCT WOODMERE | | 4 | | | 4 |
| BELLIN HEALTH LAB | | 1 | 3 | 75% | 4 |
| THE RETREAT AT PORT ORANGE | | | 4 | 100% | 4 |
| COMMUNITY HEALTH CENTER OF WEST PALM BEACH | | | 4 | 100% | 4 |
| CLINICAL LABORATORIES OF THE BUFFALO | | 3 | 1 | 25% | 4 |
| DEVEREUX FLORIDA CHILDRENS CENTER | | | 4 | 100% | 4 |
| GRAND VILLA OF LAKELAND | | 4 | | | 4 |
| ADVENT HEALTH - TUSKAWILLA | | 4 | | | 4 |
| PINELLAS POINT NURSING AND REHAB | | | 4 | 100% | 4 |
| Sunrise Health and Rehabilitation Center | | | 4 | 100% | 4 |
| CVS GA2236POCT WOODSTOCK | | 4 | | | 4 |
| BLUETAIL MEDICAL GROUP, LLC | | 3 | 1 | 25% | 4 |
| PM PEDIATRICS OF SELDEN PLLC | | 4 | | | 4 |
| WINCHESTER MEDICAL CENTER | | | 4 | 100% | 4 |
| UF HEALTH PATHOLOGY LABORATORIES | | | 4 | 100% | 4 |
| WYOMING PUBLIC HEALTH LAB | | | 4 | 100% | 4 |
| DISCOVERY VILLAGE AT DEERWOOD | | | 4 | 100% | 4 |
| CFP PHYSICIANS GROUP | | | 4 | 100% | 4 |
| GENUS DIAGNOSTICS | | | 4 | 100% | 4 |
| BIOTEST PLASMA CENTER | | 4 | | | 4 |
| DEPARTMENT OF HEALTH/ NEW YORK | | | 4 | 100% | 4 |
| JFK INTERNAL MEDICINE FACULTY PRACTICE | | 2 | 2 | 50% | 4 |
| ARCPPOINT LABS OF FORT LAUDERDALE, FL CENTRAL | | 1 | 3 | 75% | 4 |
| ADVENTHEALTH MEDICAL GROUP PEDIATRICS | | 1 | 3 | 75% | 4 |
| GASTROENTEROLOGY ASSOC OF PENSACOLA, PA | | 2 | 2 | 50% | 4 |

COVID-19: testing by laboratory

Data through Feb 24, 2021 verified as of Feb 25, 2021 at 09:25 AM

Data in this report are provisional and subject to change.

The numbers in the table below represent the number of Florida and non-Florida residents for whom test results were received by the Department of Health. A person can be tested by more than one laboratory and can have both positive and negative results. **Therefore, the sum of the numbers in each column will be larger than the total number of people tested.**

| Reporting lab | Inconclusive | Negative | Positive | Percent positive | Total |
|--|--------------|----------|----------|------------------|-------|
| CVS SC2736POCT MURRELLS INLET | | 4 | | | 4 |
| MINUTECLINIC, LLC #5707 | | 4 | | | 4 |
| RHEA MEDICAL CENTER | | 4 | | | 4 |
| MAILBOX DIAGNOSTICS | | 2 | 2 | 50% | 4 |
| MEDEXPRESS URGENT CARE PLEASANT HILLS | | 3 | 1 | 25% | 4 |
| GENEVA GENERAL HOSPITAL LABORATORY | | 3 | 1 | 25% | 4 |
| MINUTECLINIC DIAGNOSTIC OF NORTH CAROLINA PC #7054 | | 3 | 1 | 25% | 4 |
| MINUTE CLINIC DIAGNOSTIC MED GRP | | 3 | 1 | 25% | 4 |
| CVS CT718POCT ANSONIA | | 4 | | | 4 |
| CARENOW URGENT CARE - WINTER SPRINGS | | 3 | 1 | 25% | 4 |
| CAREWELL URGENT CARE | | | 4 | 100% | 4 |
| LPG PRIMARY CARE AT BONITA BAY LIFESTYLE CENTER | | 3 | 1 | 25% | 4 |
| MINUTECLINIC #8760 | | 4 | | | 4 |
| REHABILITATION CENTER OF WINTER PARK,THE | | | 4 | 100% | 4 |
| EMORY UNIVERSITY HOSPITAL | | 1 | 3 | 75% | 4 |
| Park Ridge Nursing Center | | 3 | 1 | 25% | 4 |
| AHC of Mckenzie | | 4 | | | 4 |
| DYNACARE LABORATORIES | | | 4 | 100% | 4 |
| MEDLAB INC | | 4 | | | 4 |
| ADVENTHEALTH NEW SMYRNA BEACH COMMUNITY HEALTH | | | 4 | 100% | 4 |
| PARADIGM LABORATORIES | | | 4 | 100% | 4 |
| JOSEF SCHENKER, MD, PC | | 4 | | | 4 |
| CULLMAN REGIONAL URGENT CARE | | 3 | 1 | 25% | 4 |
| CVS OH2342POCT WEST CHESTER | | 3 | 1 | 25% | 4 |
| VITAL CARE URGENT CARE | | | 4 | 100% | 4 |
| CVS NC3319POCT CHARLOTTE | | 3 | 1 | 25% | 4 |
| MEDEXPRESS URGENT CARE - YORK | | 1 | 3 | 75% | 4 |
| MINUTECLINIC DIAGNOSTIC OF OHIO #2964 | | 4 | | | 4 |
| MONTANA DEPARTMENT OF PUBLIC HEALTH & HUMAN SERVICES | | | 4 | 100% | 4 |
| LAKE PEDIATRICS | | | 4 | 100% | 4 |
| REFUGE A HEALING PLACE, THE | | | 4 | 100% | 4 |
| MEDEXPRESS URGENT CARE - FREDERICK | | 4 | | | 4 |
| DEPARTMENT OF PATHOLOGY ROME MEMORIAL | | 3 | 1 | 25% | 4 |
| CVS NV9841POCT RENO | | 2 | 2 | 50% | 4 |
| MINUTECLINIC DIAG OF IND, LLC #6472 | | 4 | | | 4 |
| SIGNATURE CARE MONTROSE | | 2 | 2 | 50% | 4 |
| COVENIENT CARE MEDICAL CLINIC | | | 4 | 100% | 4 |
| MEDEXPRESS URGENT CARE - MBURG COMMONS | | 4 | | | 4 |
| MEMORIAL HEALTHCARE SYSTEM | | 1 | 3 | 75% | 4 |
| WINTER PARK INTERNAL MEDICINE MD PA | | 3 | 1 | 25% | 4 |
| Crowne Health Care of Montgomery | | 4 | | | 4 |
| SHARP MEMORIAL HOSPITAL MICROBIOLOGY DEPT | | | 4 | 100% | 4 |
| UNC HOSPITAL/MCLENDON CLINICAL LABORATORIES | | | 4 | 100% | 4 |
| BETHPAGE EXTENDED HOURS CENTER | | 4 | | | 4 |
| PILGRIM PHARMACY INC | | 4 | | | 4 |
| MINUTECLINIC DIAGNOSTIC OF TN PC #240 | | 4 | | | 4 |
| LATCHER LABORATORY OF A O FOX MEMORIAL | | 2 | 2 | 50% | 4 |

COVID-19: testing by laboratory

Data through Feb 24, 2021 verified as of Feb 25, 2021 at 09:25 AM

Data in this report are provisional and subject to change.

The numbers in the table below represent the number of Florida and non-Florida residents for whom test results were received by the Department of Health. A person can be tested by more than one laboratory and can have both positive and negative results. **Therefore, the sum of the numbers in each column will be larger than the total number of people tested.**

| Reporting lab | Inconclusive | Negative | Positive | Percent positive | Total |
|---|--------------|----------|----------|------------------|-------|
| HEALTHCARE NETWORK OF SOUTHWEST FLORIDA | | | 4 | 100% | 4 |
| CORIZON HEALTH INC | | | 4 | 100% | 4 |
| CVS MD2956POCT NEW MARKET | | 3 | 1 | 25% | 4 |
| HOME DOCS | | 2 | 2 | 50% | 4 |
| ENCOMPASS HOME HEALTH | | 4 | | | 4 |
| ASCENDI HOME HEALTH AGENCY INC | | | 4 | 100% | 4 |
| PDL PHARMACY CORP | | | 4 | 100% | 4 |
| SIGNATURE CARE EMERGENCY CENTER | | 2 | 2 | 50% | 4 |
| IVY ROSEN MD PLLC | | 4 | | | 4 |
| SJH | | | 4 | 100% | 4 |
| MD NOW URGENT CARE - DELRAY WEST | | | 4 | 100% | 4 |
| Kroger 124 - The Little Clinic University | | 3 | 1 | 25% | 4 |
| CVS TN7698POCT KNOXVILLE | | 4 | | | 4 |
| WESLEY CHAPEL INTERNAL MEDICINE AND PEDIATRICS | | | 4 | 100% | 4 |
| ROAN DRUG COMPANY LLC | | 4 | | | 4 |
| COMMUNITY PHYSICIANS OF NORTH PORT PA | | | 4 | 100% | 4 |
| PRINCETON BMC LABORATORY | | 4 | | | 4 |
| HARMONIOUS HOME HEALTH, LLC | | 4 | | | 4 |
| PALM BEACH CANCER INSTITUTE | | | 4 | 100% | 4 |
| Bon Secours Place | | 3 | 1 | 25% | 4 |
| MEDEXPRESS URGENT CARE HUNTINGTON | | 4 | | | 4 |
| ELDER ALTERNATIVES INC | | 3 | 1 | 25% | 4 |
| Metro West Nursing and Rehab | | | 4 | 100% | 4 |
| HENDRY/GLADES COUNTY HEALTH DEPARTMENT | | 3 | 1 | 25% | 4 |
| CAPE COD HOSPITAL | | | 4 | 100% | 4 |
| MINUTECLINIC, DIAGNOSTIC OF TEXAS, LL | | 4 | | | 4 |
| SMH PHYSICIAN SERVICES INC | | 4 | | | 4 |
| CENTERPLACE HEALTH, INC | | | 4 | 100% | 4 |
| GRAND VILLA OF MELBOURNE | | 2 | 2 | 50% | 4 |
| IMMUNOGENOMICS LLC | | 1 | 3 | 75% | 4 |
| VA Primary Care Clinic at Meharry | | 3 | 1 | 25% | 4 |
| MORGAN STANLEY HEALTH CENTER | | 4 | | | 4 |
| DASCENA LABORATORY | | | 4 | 100% | 4 |
| CAREWELL 202 | | | 4 | 100% | 4 |
| ADVANCED PEDIATRICS OF BOCA LLC | | | 4 | 100% | 4 |
| SELECT PHYSICIANS ALLIANCE PL | | 4 | | | 4 |
| HEART OF FLORIDA HEALTH CENTER INC | | 1 | 3 | 75% | 4 |
| MINUTECLINIC, LLC, DBA MINUTECLINIC #6 | | 4 | | | 4 |
| ACCENT PHYSICIAN SPECIALISTS PA | | 4 | | | 4 |
| NEMOURS CHILDREN'S CLINIC | | | 4 | 100% | 4 |
| OVIEDO CHILDRENS HEALTH CENTER LLC | | 1 | 3 | 75% | 4 |
| MINUTECLINIC DIAGNOSTIC OF PENNSYLVAN | | 3 | 1 | 25% | 4 |
| NAVAL MEDICAL CENTER SAN DIEGO | | | 4 | 100% | 4 |
| PHYSICIANS IMMEDIATE CARE AURORA | | | 4 | 100% | 4 |
| Rutgers Health Rwj University Hospital - Laboratory | | 2 | 2 | 50% | 4 |
| MD ANDERSON | | | 4 | 100% | 4 |
| BAPTIST HEALTH MEDICAL CENTER | | | 4 | 100% | 4 |

COVID-19: testing by laboratory

Data through Feb 24, 2021 verified as of Feb 25, 2021 at 09:25 AM

Data in this report are provisional and subject to change.

The numbers in the table below represent the number of Florida and non-Florida residents for whom test results were received by the Department of Health. A person can be tested by more than one laboratory and can have both positive and negative results. **Therefore, the sum of the numbers in each column will be larger than the total number of people tested.**

| Reporting lab | Inconclusive | Negative | Positive | Percent positive | Total |
|--|--------------|----------|----------|------------------|-------|
| CVS MA2172POCT NORTH GRAFTON | | 4 | | | 4 |
| PEACEHEALTH LABORATORIES | | 3 | 1 | 25% | 4 |
| CELERION | | | 4 | 100% | 4 |
| COURTYARD GARDENS OF BOYNTON BEACH, LLC | | 1 | 3 | 75% | 4 |
| MINUTECLINIC DIAGNOSTIC OF OHIO #3407 | | 4 | | | 4 |
| SUMNER REGIONAL MEDICAL CENTER | | 3 | 1 | 25% | 4 |
| ALLIANCE PEDIATRICS PA | | | 4 | 100% | 4 |
| DEPARTMENT OF HEALTH AND HUMAN SERVICES | | 2 | 2 | 50% | 4 |
| MEDEXPRESS URGENT CARE - SOUTH PARKERSBURG | | 4 | | | 4 |
| CVS TX8351POCT BEAUMONT | | 4 | | | 4 |
| EXPICARE NURSING AGENCY, INC | | 4 | | | 4 |
| CVS NY549POCT RIDGEWOOD | | 2 | 2 | 50% | 4 |
| INVERNESS FAMILY CARE HIGH RISK PLLC | | | 4 | 100% | 4 |
| State Lab Unspecifd | | | 4 | 100% | 4 |
| EPI | | | 4 | 100% | 4 |
| PANCARE HEALTH YOUNGSTOWN | | | 4 | 100% | 4 |
| CVS PA813POCT RICHBORO | | 4 | | | 4 |
| MINUTE-CLINIC DIAGNOSTIC OF VIRGINIA, | | 4 | | | 4 |
| BENEVA LAKES HEALTHCARE & REHAB CENTER | | | 4 | 100% | 4 |
| CARE ONE PRIMARY CARE | | | 4 | 100% | 4 |
| CAREATC, INC. | | | 4 | 100% | 4 |
| Millennium Nursing & Rehab Center | | 4 | | | 4 |
| CVS NC2313POCT RALEIGH | | 3 | 1 | 25% | 4 |
| VIDANT MEDICAL CENTER | | | 4 | 100% | 4 |
| CVS PA1671POCT LANCASTER | | 4 | | | 4 |
| ORANGE COUNTY HEALTH DEPARTMENT | | 2 | 2 | 50% | 4 |
| PALMS WEST HOSPITAL | | | 4 | 100% | 4 |
| TRIDENT BIOMETRICS | | 3 | 1 | 25% | 4 |
| MARION AND BERNARD L SAMSON NURSING CENTER | | | 4 | 100% | 4 |
| ELITE MEDICAL CENTER | | | 4 | 100% | 4 |
| CAPITAL HEALTH LABORATORY INC | | | 4 | 100% | 4 |
| SunTerrace Health Care Center | | 3 | 1 | 25% | 4 |
| CUMBERLAND HEIGHTS | | 4 | | | 4 |
| OMNICARE PHARMACY OF TEXAS 1 | | 4 | | | 4 |
| RIVER CITY MEDICAL ASSOCIATES INC | | | 4 | 100% | 4 |
| WALGREENS #07034 | | 4 | | | 4 |
| ARC POINT LABS OF AUSTIN NORTH | | | 4 | 100% | 4 |
| BARTON MEMORIAL HOSPITAL | | 3 | 1 | 25% | 4 |
| THE OASIS ALF | | 4 | | | 4 |
| PANCARE HEALTH - PONCE DE LEON | | | 4 | 100% | 4 |
| GUTHRIE MEDICAL GROUP - CORNING | | 3 | 1 | 25% | 4 |
| MEDEXPRESS URGENT CARE - MARKHAM STREE | | 3 | 1 | 25% | 4 |
| CVS TX7821POCT LEAGUE CITY | | 4 | | | 4 |
| REELFOOT FAMILY WALK IN CLINIC | | 3 | 1 | 25% | 4 |
| MINUTE CLINIC #8979 | | 4 | | | 4 |
| MEDICAL CENTER ENTERPRISE | | | 4 | 100% | 4 |
| FISHERMEN'S HOSPITAL | | | 4 | 100% | 4 |

COVID-19: testing by laboratory

Data through Feb 24, 2021 verified as of Feb 25, 2021 at 09:25 AM

Data in this report are provisional and subject to change.

The numbers in the table below represent the number of Florida and non-Florida residents for whom test results were received by the Department of Health. A person can be tested by more than one laboratory and can have both positive and negative results. **Therefore, the sum of the numbers in each column will be larger than the total number of people tested.**

| Reporting lab | Inconclusive | Negative | Positive | Percent positive | Total |
|--|--------------|----------|----------|------------------|-------|
| CVS PA4077POCT BELLE VERNON | | 4 | | | 4 |
| MASSASHUSETTS STATE LAB INSTITUTE | | 1 | 3 | 75% | 4 |
| ALVARO J DANGOND MD PA | | 4 | | | 4 |
| CVS TN2179POCT MURFREESBORO | | 4 | | | 4 |
| GEORGE E WEEMS MEMORIAL HOSPITAL LAB | | 3 | 1 | 25% | 4 |
| DEACONESS HOSPITAL | | | 4 | 100% | 4 |
| NEOGENOMICS LABORATORIES, INC | | 4 | | | 4 |
| INDUSTRY LAB DIAGNOSTIC PARTNERS | | | 4 | 100% | 4 |
| POWERS PEDIATRICS | | | 4 | 100% | 4 |
| AURORA BAYCARE UROLOGY | | | 4 | 100% | 4 |
| UNIVERSITY OF WASHINGTON MEDICAL CENTER (UWMC) EMERGENCY DEPT. | | | 4 | 100% | 4 |
| MINUTECLINIC DIAG OF IND LLC #1367 | | 4 | | | 4 |
| STEUBEN COUNTY PUBLIC HEALTH | | 4 | | | 4 |
| Kroger 449 - The Little Clinic Mountain Park | | 4 | | | 4 |
| URGENT CARE - OCONEE | | 2 | 2 | 50% | 4 |
| SONIC REFERENCE LABORATORY | | | 4 | 100% | 4 |
| Advanced Care Center | | | 4 | 100% | 4 |
| MEDEXPRESS URGENT CARE - WEIRTON | | 4 | | | 4 |
| MEMORIAL HEALTH CARE SYSTEMS | | | 4 | 100% | 4 |
| OHSU MOLECULAR MICROBIOLOGY LAB | | 3 | 1 | 25% | 4 |
| MEDEXPRESS URGENT CARE, FAIRMONT | | 4 | | | 4 |
| SANFORD SOUTH UNIVERSITY | | 4 | | | 4 |
| OKLAHOMA STATE UNIVERSITY DIAGNOSTIC LAB | | | 4 | 100% | 4 |
| FLORIDA DEPARTMENT OF HEALTH SEMINOLE COUNTY | | 1 | 3 | 75% | 4 |
| KENTUCKY CABINET FOR HEALTH AND FAMILY SERVICES | | | 4 | 100% | 4 |
| TARPON SPRINGS PEDIATRICS, LLC | | | 4 | 100% | 4 |
| CALIFORNIA DEPARTMENT OF PUBLIC HEALTH | | | 4 | 100% | 4 |
| MEDEXPRESS URGENT CARE - SUMMERSVILLE, WEBSTER RD | | 4 | | | 4 |
| CVS CA9113POCT CHULA VISTA | | 4 | | | 4 |
| PRIMECARE | | 2 | 2 | 50% | 4 |
| SOUTH FLORIDA PEDIATRIC PARTNERS | | | 4 | 100% | 4 |
| MERCY URGENT CARE | | | 4 | 100% | 4 |
| DIAGNOSTIC & MEDICAL SPECIALISTS OF GREENWICH | | 2 | 2 | 50% | 4 |
| CVS NJ836POCT RUNNEMEDE | | 4 | | | 4 |
| MEDEXPRESS URGENT CARE - KOKOMO | | 4 | | | 4 |
| UNIVERISTY OF MIAMI | | | 4 | 100% | 4 |
| MEDEXPRESS URGENT CARE - PRINCETON | | 4 | | | 4 |
| HAMPTON ALF AT 24TH ROAD LLC | | | 4 | 100% | 4 |
| Kroger 339 - The Little Clinic Highlands - Bardstown Road | | 4 | | | 4 |
| ST. MARY'S HOSPITAL | | | 4 | 100% | 4 |
| MEDEXPRESS URGENT CARE- FORT WORTH N T | | 4 | | | 4 |
| CULLMAN REGIONAL MEDICAL CENTER | | 3 | 1 | 25% | 4 |
| OHIO CVS STORES | | 3 | 1 | 25% | 4 |
| CELEBRATION PEDIATRICS | | | 4 | 100% | 4 |
| PRL NYC PANDEMIC RESPONSE LAB | | | 4 | 100% | 4 |
| MINUTE CLINIC DIAG OF IND LLC #8674 | | 4 | | | 4 |
| DIAMOND SPEEDWAY DIALYSIS | | 1 | 3 | 75% | 4 |

COVID-19: testing by laboratory

Data through Feb 24, 2021 verified as of Feb 25, 2021 at 09:25 AM

Data in this report are provisional and subject to change.

The numbers in the table below represent the number of Florida and non-Florida residents for whom test results were received by the Department of Health. A person can be tested by more than one laboratory and can have both positive and negative results. **Therefore, the sum of the numbers in each column will be larger than the total number of people tested.**

| Reporting lab | Inconclusive | Negative | Positive | Percent positive | Total |
|---|--------------|----------|----------|------------------|-------|
| Grace Rehabilitation of Vero Beach | | 4 | | | 4 |
| TMH PHYSICIAN PARTNERS SOUTHWOOD | | 1 | 3 | 75% | 4 |
| RELIANT ACUTE CARE | | | 4 | 100% | 4 |
| BAYLOR ESOTERIC AND MOLECULAR LAB | | | 4 | 100% | 4 |
| ANTHONY-BROWN PHARMACY | | 4 | | | 4 |
| Mill Valley Care Center | | 4 | | | 4 |
| MEDEXPRESS - NEWARK | | 4 | | | 4 |
| HARBOUR ISLAND PEDIATRICS LLC | | | 4 | 100% | 4 |
| NEULIFE NEUROLOGICAL SERVICES LLC | | | 4 | 100% | 4 |
| CVS GA7064POCT STOCKBRIDGE | | 4 | | | 4 |
| MEDEXPRESS URGENT CARE - SOMERSET TOWNSHIP | | 4 | | | 4 |
| PEPIN ACADEMIES-PASCO | | 4 | | | 4 |
| SYNEXUS CLINICAL RESEARCH US INC | | 2 | 2 | 50% | 4 |
| LEE COMMUNITY HEALTHCARE INC NORTH FORT MYERS | | 4 | | | 4 |
| THE DOCTORS CENTER HEALTHCARE-SOUTHSIDE | | 1 | 3 | 75% | 4 |
| AIREVAC INTERNATIONAL | | 4 | | | 4 |
| CVS HEALTH, #2043 | | 4 | | | 4 |
| MINUTECLINIC OF NEVADA-2955 S FT APACH | | 4 | | | 4 |
| NOT GIVEN | | 1 | 3 | 75% | 4 |
| IMIC INC RESEARCH | | | 4 | 100% | 4 |
| ACCESS RECOVERY SOLUTIONS LLC | | | 4 | 100% | 4 |
| MINUTE CLINIC OF KANSAS PA | | 1 | 3 | 75% | 4 |
| HUNT CLUB MEDICAL CARE | | | 4 | 100% | 4 |
| MEDEXPRESS URGENT CARE - TULSA, S YALE AVE | | 4 | | | 4 |
| SOUTHEASTERN REGIONAL MEDICAL CENTER | | | 4 | 100% | 4 |
| PHYSICIANS QUALITY CARE | | | 4 | 100% | 4 |
| MEDICINE SHOPPE #1306 THE | | 3 | 1 | 25% | 4 |
| FAMILY MEDICINE AT WATERMAN | | 4 | | | 4 |
| ManorCare Rehabilitation Center- Decatur | | 4 | | | 4 |
| HARBORCHASE OF VILLAGES CROSSING | | | 4 | 100% | 4 |
| PELICAN LANDING | | 1 | 3 | 75% | 4 |
| MEDEXPRESS URGENT CARE LAVALE | | 4 | | | 4 |
| PORT ORANGE NURSING & REHAB | | | 4 | 100% | 4 |
| CVS MINUTE CLINIC DIAGNOSTIC OF TEXAS | | 3 | 1 | 25% | 4 |
| BETH ISRAEL MEDICAL CENTER LABS | | 4 | | | 4 |
| GUIDANCE / CARE CENTER, INC | | 4 | | | 4 |
| FLORIDA HEALTH CARE PLANS STIRLING CENTER | | | 4 | 100% | 4 |
| BOND & STEELE CLINIC PA D/B/A BOND CLINIC PA | | 4 | | | 4 |
| MINUTECLINIC DIAG OF IND LLC #8651 | | 3 | 1 | 25% | 4 |
| Calusa Harbour | | | 4 | 100% | 4 |
| FAMILY MEDICINE AT WINTER PARK | | | 4 | 100% | 4 |
| MEDEXPRESS URGENT CARE - TEAYS VALLEY | | 3 | 1 | 25% | 4 |
| MARSHFIELD LABORATORIES | | | 4 | 100% | 4 |
| SOUTHWESTERN REGIONAL MEDICAL CENTER - TULSA | | 4 | | | 4 |
| CVS GA2147POCT KENNESAW | | 3 | 1 | 25% | 4 |
| DERMATOLOGY SPECIALISTS OF FL - DR. JON WARD | | | 4 | 100% | 4 |
| L3HARRIS FAMILY MEDICAL CENTER | | | 4 | 100% | 4 |

COVID-19: testing by laboratory

Data through Feb 24, 2021 verified as of Feb 25, 2021 at 09:25 AM

Data in this report are provisional and subject to change.

The numbers in the table below represent the number of Florida and non-Florida residents for whom test results were received by the Department of Health. A person can be tested by more than one laboratory and can have both positive and negative results. **Therefore, the sum of the numbers in each column will be larger than the total number of people tested.**

| Reporting lab | Inconclusive | Negative | Positive | Percent positive | Total |
|--|--------------|----------|----------|------------------|-------|
| FLORIDA HEART AND VASCULAR | | | 4 | 100% | 4 |
| Oakwood - North Baldwins Center for Living | | 4 | | | 4 |
| Westminster Manor | | 3 | 1 | 25% | 4 |
| LEON MEDICAL CENTERS, LLC | | | 4 | 100% | 4 |
| MINUTECLINIC DIAG OF IND, LLC #6697 | | 4 | | | 4 |
| CLINICAL PATHOLOGY LABORATORIES | | | 4 | 100% | 4 |
| MEDEXPRESS - NEW CASTLE, DUPONT HWY | | 4 | | | 4 |
| ASCENSION ST VINCENT'S MEDICAL CENTER | | 3 | 1 | 25% | 4 |
| USCG SECTOR ST PETE | | 1 | 3 | 75% | 4 |
| MEDEXPRESS URGENT CARE - LOGAN | | 4 | | | 4 |
| CARE CENTERS OF NASSAU LLC MINER ROAD NORTH | | 4 | | | 4 |
| MINUTECLINIC MINUTECLINIC #921 | | 4 | | | 4 |
| FLORIDA MEDICAL ASSOCIATES LLC | | | 4 | 100% | 4 |
| CVS MO5655POCT LIBERTY | | 1 | 3 | 75% | 4 |
| WILLIAM A HINTON STATE LABORATORY INSTITUTE | | 1 | 3 | 75% | 4 |
| INTRACOSTAL LABS INC | | 4 | | | 4 |
| EXPRESS TESTING-ONE | | | 4 | 100% | 4 |
| CVS OH3080POCT HUBER HEIGHTS | | 4 | | | 4 |
| CONSOLIDATED LABORATORY SERVICES | | | 4 | 100% | 4 |
| MINUTECLINIC DIANOSTIC OF VIRGINA, LL | | 3 | 1 | 25% | 4 |
| CVS TX8387POCT AUSTIN | | 4 | | | 4 |
| EXTENDICARE HEALTH & REHAB CENTER | | 4 | | | 4 |
| BEECHTREE MOLECULAR LAB LLC | | | 4 | 100% | 4 |
| CVS IL8751POCT CHICAGO | | 4 | | | 4 |
| SUNDALE NURSING HOME | | 3 | | | 3 |
| AKRON GENERAL MEDICAL CENTER MAIN | | 3 | | | 3 |
| NORTHWEST FLORIDA CLINICAL LAB | | 1 | 2 | 67% | 3 |
| CGH MEDICAL CENTER | | | 3 | 100% | 3 |
| BROOKDALE SENIOR LIVING | | | 3 | 100% | 3 |
| GREENTREE MEDICAL CENTER | | | 3 | 100% | 3 |
| NORTH CAROLINA DEPT OF HEALTH & HUMAN SRVCS STATE LAB OF PUBLIC HEALTH | | | 3 | 100% | 3 |
| CVS MD4371POCT OCEAN CITY | | 3 | | | 3 |
| GARCIA MORALES NELSON | | | 3 | 100% | 3 |
| LRHS Florida Poly Tech | | 3 | | | 3 |
| Lakeview Village | | 3 | | | 3 |
| MEDEXPRESS URGENT CARE - RICHMOND, W BROAD ST | | 3 | | | 3 |
| SSM HEALTH ST LOUIS MICROBIOLOGY LABORATORY | | 1 | 2 | 67% | 3 |
| SHANDS AT LAKE SHORE LAB | | 1 | 2 | 67% | 3 |
| Kroger 388 - The Little Clinic Braelinn Village | | 3 | | | 3 |
| HILLVIEW LABORATORY | | | 3 | 100% | 3 |
| NORTHERN LIGHT LABORATORY | | 1 | 2 | 67% | 3 |
| ALLIED PHYSICIANS GROUP PLLC | | 3 | | | 3 |
| MINUTE CLINIC LLC # 2033 | | 2 | 1 | 33% | 3 |
| MEDEXPRESS URGENT CARE GREENSBURG | | 2 | 1 | 33% | 3 |
| BETTERMED URGENT CARE | | | 3 | 100% | 3 |
| SPRING LAKE REHABILITATION CENTER | | | 3 | 100% | 3 |
| Kroger 768 - The Little Clinic Leestown Rd | | 2 | 1 | 33% | 3 |

COVID-19: testing by laboratory

Data through Feb 24, 2021 verified as of Feb 25, 2021 at 09:25 AM

Data in this report are provisional and subject to change.

The numbers in the table below represent the number of Florida and non-Florida residents for whom test results were received by the Department of Health. A person can be tested by more than one laboratory and can have both positive and negative results. **Therefore, the sum of the numbers in each column will be larger than the total number of people tested.**

| Reporting lab | Inconclusive | Negative | Positive | Percent positive | Total |
|---|--------------|----------|----------|------------------|-------|
| DEPT OF VA MEDICAL CENTER - RICHMOND | | 2 | 1 | 33% | 3 |
| ADVANCED MEDICAL RESEARCH CENTER LLC | | | 3 | 100% | 3 |
| ALLIANCE FOR MULTISPECIALTY RESEARCH | | 3 | | | 3 |
| CVS PA1379POCT LANSDALE | | 3 | | | 3 |
| HEALGEN SCIENTIFIC | | | 3 | 100% | 3 |
| BEEBE MEDICAL CENTER LABORATORY | | 3 | | | 3 |
| NORTHCREST MEDICAL CENTER | | 1 | 2 | 67% | 3 |
| Kroger 186 - The Little Clinic Holiday Manor | | 2 | 1 | 33% | 3 |
| US SPECIALTY LABS | | | 3 | 100% | 3 |
| BROOKDALE OAKBRIDGE | | 1 | 2 | 67% | 3 |
| NDX-CORE LAB | | | 3 | 100% | 3 |
| Westside Terrace | | 3 | | | 3 |
| MEDEXPRESS URGENT CARE - WILKES BARRE | | 2 | 1 | 33% | 3 |
| CENTRAL JERSEY URGENT CARE | | 3 | | | 3 |
| HELIX MEDICAL CENTERS | | 1 | 2 | 67% | 3 |
| SURETOX LABORATORY LLC | | 2 | 1 | 33% | 3 |
| MEDEXPRESS URGENT CARE - HOLLINS | | 3 | | | 3 |
| HAVEN CUSTEAD CARE CENTER | | | 3 | 100% | 3 |
| PROGRESS PHARMACY INC | | | 3 | 100% | 3 |
| VIRGINIA DEPARTMENT OF HEALTH DIVISION OF | | | 3 | 100% | 3 |
| MPG JACKSONVILLE ATLANTIC BLVD | | 1 | 2 | 67% | 3 |
| CAREHERE LLC | | | 3 | 100% | 3 |
| SMOKY MOUNTAIN URGENT CARE AND FAMILY MEDICINE CENTER | | | 3 | 100% | 3 |
| ENCOMPASS HEALTH REHABILITATION OF ALTAMONTE | | | 3 | 100% | 3 |
| MC DIAGNOSTIC OF CONNECTICUT, PC #114 | | 3 | | | 3 |
| CLARA MAASS TRANSITIONAL CARE UNIT | | 3 | | | 3 |
| CVS NC7548POCT FUQUAY VARINA | | 2 | 1 | 33% | 3 |
| LIFE CARE CENTER OF SKAGIT VALLEY | | 3 | | | 3 |
| GILCHRIST COUNTY HEALTH DEPT | | | 3 | 100% | 3 |
| NASSAU COUNTY HEALTH DEPARTMENT | | 3 | | | 3 |
| CARDIOTHORACIC SURGERY OF HYDE PARK | | | 3 | 100% | 3 |
| SOUTH COUNTY MENTAL HEALTH CENTER INC | | | 3 | 100% | 3 |
| CVS PHARMACY INC DBA CVS/PHARMACY #10908 | | 3 | | | 3 |
| MANORCARE NURSING & REHABILITATION CENTER-NAPLES | | 3 | | | 3 |
| BOLING, STEPHANIE | | 3 | | | 3 |
| LEXINGTON MEDICAL CENTER | | 1 | 2 | 67% | 3 |
| MARION COUNTY FIRE RESCUE | | 3 | | | 3 |
| MEDEXPRESS URGENT CARE - WEST ST PAUL, ROBERT ST S | | 3 | | | 3 |
| PROPATH | | | 3 | 100% | 3 |
| FELICIDAD MEDICAL CENTER INC | | | 3 | 100% | 3 |
| COVANCE CLS | | | 3 | 100% | 3 |
| CVS IN6757POCT COLUMBUS | | 3 | | | 3 |
| Gracemore Nursing and Rehab | | 3 | | | 3 |
| DACH MAIN LAB | | | 3 | 100% | 3 |
| SANFORD MOBILE LAB | | | 3 | 100% | 3 |
| BAYCARE MEDICAL GROUP, INC | | 3 | | | 3 |
| CVS TN7289POCT SIGNAL MOUNTAIN | | 3 | | | 3 |

COVID-19: testing by laboratory

Data through Feb 24, 2021 verified as of Feb 25, 2021 at 09:25 AM

Data in this report are provisional and subject to change.

The numbers in the table below represent the number of Florida and non-Florida residents for whom test results were received by the Department of Health. A person can be tested by more than one laboratory and can have both positive and negative results. **Therefore, the sum of the numbers in each column will be larger than the total number of people tested.**

| Reporting lab | Inconclusive | Negative | Positive | Percent positive | Total |
|---|--------------|----------|----------|------------------|-------|
| TAMPA | | 1 | 2 | 67% | 3 |
| URGENT CARE OF THE SMOKIES | | | 3 | 100% | 3 |
| LEESBURG REGIONAL MEDICAL CENTER URGENT CARE | | | 3 | 100% | 3 |
| CVS GA2108POCT NORCROSS | | 1 | 2 | 67% | 3 |
| MD ANDERSON CANCER CENTER DI BAY AREA | | | 3 | 100% | 3 |
| CVS IN3975POCT JEFFERSONVILLE | | 2 | 1 | 33% | 3 |
| ONSLOW MEMORIAL HOSPITAL LABORATORY | | 3 | | | 3 |
| MEDEXPRESS URGENT CARE - WHEELING | | 2 | 1 | 33% | 3 |
| MEDEXPRESS URGENT CARE-ARLINGTON | | 2 | 1 | 33% | 3 |
| MEDICAL CITY DALLAS HOSPITAL | | | 3 | 100% | 3 |
| SEMINOLE FAMILY HEALTH CENTER | | 3 | | | 3 |
| UNIVERSITY OF MIAMI STUDENT HEALTH SERVICE | | | 3 | 100% | 3 |
| SUPREME LABORATORY | | | 3 | 100% | 3 |
| SOFTLAB | | | 3 | 100% | 3 |
| OPTUM PRIMARY CARE - SILVER LAKES | | | 3 | 100% | 3 |
| MINUTECLINIC DIAG OF IND, LLC #6648 | | 2 | 1 | 33% | 3 |
| MINUTECLINIC DIAG OF IND, LLC #6483 | | 1 | 2 | 67% | 3 |
| CVS GA2841POCT LAWRENCEVILLE | | 3 | | | 3 |
| MEDFIRST URGENT CARE | | | 3 | 100% | 3 |
| SOUTH LAKE FAMILY HEALTH CENTER | | | 3 | 100% | 3 |
| SENTARA NORFOLK GENERAL HOSPITAL CENTRAL LAB | | | 3 | 100% | 3 |
| WALGREENS #07502 | | 3 | | | 3 |
| MINUTECLINIC LLC #5176 | | | 3 | 100% | 3 |
| TIEHH BIOTERRORISM RESPONSE LAB | | | 3 | 100% | 3 |
| SINAI PLAZA NURSING AND REHAB CENTER | | | 3 | 100% | 3 |
| BAPTIST PRIMARY CARE, INC. | | 2 | 1 | 33% | 3 |
| MINUTECLINIC DIAG OF IND, LLC #8645 | | 3 | | | 3 |
| WEST TN HEALTH MED NORTH | | 3 | | | 3 |
| CARESPOT-WELLINGTON | | | 3 | 100% | 3 |
| MEDEXPRESS URGENT CARE - WAXAHACHIE, N HIGHWAY 77 | | 1 | 2 | 67% | 3 |
| CVS SC5550POCT CLOVER | | 2 | 1 | 33% | 3 |
| MEDICAL UNIVERSITY SC HOSPITAL | | | 3 | 100% | 3 |
| CARENOW-ATASCOCITA | | | 3 | 100% | 3 |
| ADRIANA M CASTRO MD PA | | 3 | | | 3 |
| MONTEFIORE MEDICAL CENTER LABS MONTEFIORE | | 2 | 1 | 33% | 3 |
| CENTRAL JERSEY URGENT CARE OF BROWN MI | | 3 | | | 3 |
| Cleveland Clinic Weston | | | 3 | 100% | 3 |
| LAURELLWOOD NURSING CENTER | | 1 | 2 | 67% | 3 |
| CLINICAL ASSOCIATES OF ORLANDO LLC | | 3 | | | 3 |
| NEWSTAR MEDICAL LABORATORIES | | 3 | | | 3 |
| Hunterdon Medical Center Laboratory | | 3 | | | 3 |
| PARADISE VILLA ALF INCORPORATED | | 3 | | | 3 |
| HELIX LW UC | | 1 | 2 | 67% | 3 |
| HARBOUR'S EDGE | | 2 | 1 | 33% | 3 |
| DAVENPORT PEDIATRICS CLERMONT PA | | 1 | 2 | 67% | 3 |
| PRINCIPLE LABORATORY | | 2 | 1 | 33% | 3 |
| PUBLIC HEALTH TRUST OF MIAMI DADE COUNTY | | | 3 | 100% | 3 |

COVID-19: testing by laboratory

Data through Feb 24, 2021 verified as of Feb 25, 2021 at 09:25 AM

Data in this report are provisional and subject to change.

The numbers in the table below represent the number of Florida and non-Florida residents for whom test results were received by the Department of Health. A person can be tested by more than one laboratory and can have both positive and negative results. **Therefore, the sum of the numbers in each column will be larger than the total number of people tested.**

| Reporting lab | Inconclusive | Negative | Positive | Percent positive | Total |
|---|--------------|----------|----------|------------------|-------|
| LPG PRIMARY CARE AT MATTHEW DRIVE | | 3 | | | 3 |
| MEDEXPRESS URGENT CARE, BELLE VERNON | | 3 | | | 3 |
| MID FLORIDA CLINICAL LABORATORY | | 2 | 1 | 33% | 3 |
| CITY OF TALLAHASSEE | | 3 | | | 3 |
| NEW YORK STATE DEPARTMENT OF HEALTH | | 1 | 2 | 67% | 3 |
| DOUGLASVILLE NURSING AND REHABILITATIO | | 3 | | | 3 |
| CVS PA5890POCT MONROEVILLE | | 2 | 1 | 33% | 3 |
| QUEST DIAGNOSTICS CLINICAL LABORATORIES INC | | 2 | 1 | 33% | 3 |
| ATLANTIC SURGERY CENTER OF JACKSONVILLE BEACH | | 3 | | | 3 |
| TERRACE OF ST CLOUD, THE | | 2 | 1 | 33% | 3 |
| SCIENTIFIC LABORATORY DIVISION | | | 3 | 100% | 3 |
| SOUTHEAST GEORGIA HEALTH SYSTEM, INC D | | 3 | | | 3 |
| PATHOLOGY REFERENCE LAB LLC | | | 3 | 100% | 3 |
| MINUTECLINIC DIAG OF IND, LLC #6910 | | 3 | | | 3 |
| DEPARTMENT OF HEALTH AND HUMAN SERVICES DIVISION OF BEHAVIORAL HEALTH | | 1 | 2 | 67% | 3 |
| VA PRIMARY CARE ANNEX | | | 3 | 100% | 3 |
| NASSAU COUNTY HEALTH DEPARTMENT-FERNANDINA BEACH C | | 3 | | | 3 |
| MEDEXPRESS URGENT CARE MARTINSBURG | | 2 | 1 | 33% | 3 |
| THE OASIS BEACHSIDE | | 3 | | | 3 |
| Gulfport Rehabilitation Center | | | 3 | 100% | 3 |
| HCR ManorCare Greentree | | 3 | | | 3 |
| IMMERSION RESIDENTIAL LLC | | | 3 | 100% | 3 |
| MINUTECLINIC, LLC #05814 | | 3 | | | 3 |
| TARRANT COUNTY PUBLIC HEALTH | | 3 | | | 3 |
| VICAR'S LANDING NURSING HOME | | 2 | 1 | 33% | 3 |
| Kroger 959 - The Little Clinic Carmel | | 3 | | | 3 |
| ORLANDO FAMILY PHYSICIANS INC | | | 3 | 100% | 3 |
| NYC PUBLIC HEALTH LABS | | | 3 | 100% | 3 |
| STEAMBOAT EMERGENCY CENTER | | | 3 | 100% | 3 |
| Kroger 627 - The Little Clinic Castleberry | | 2 | 1 | 33% | 3 |
| CAPTIAL REGIONAL MEDICAL CENTER | | | 3 | 100% | 3 |
| CVS TX10140POCT THE WOODLANDS | | 3 | | | 3 |
| CVS GA3766POCT DACULA | | 1 | 2 | 67% | 3 |
| GROVES CENTER | | | 3 | 100% | 3 |
| VILLAGES HEALTH, THE | | 3 | | | 3 |
| BRENTWOOD SENIOR LIVING AT ST PETE | | | 3 | 100% | 3 |
| FULGENT GENETICS HOUSTON | | 3 | | | 3 |
| FLORIDA HOSPITAL LABORATORIES | | 3 | | | 3 |
| FHPG TAMPA PRIMARY CARE | | | 3 | 100% | 3 |
| MINUTECLINIC, LLC #1452 | | 3 | | | 3 |
| RML PHARMACY PC | | 3 | | | 3 |
| CUMBERLAND MEDICAL CENTER INC | | 3 | | | 3 |
| MINUTECLINIC DIAGNOSTIC OF MICHIGAN, P | | 3 | | | 3 |
| NORTH NAPLES HOSPITAL RESPIRATORY THERAPY DEPARTMENT | | | 3 | 100% | 3 |
| GAINESVILLE PEDIATRIC ASSOCIATES | | | 3 | 100% | 3 |
| TIFTON CARECONNECT URGENT CARE | | | 3 | 100% | 3 |
| DEPARTMENT OF HEALTH AND ENVIRONMENTAL CONTROL | | | 3 | 100% | 3 |

COVID-19: testing by laboratory

Data through Feb 24, 2021 verified as of Feb 25, 2021 at 09:25 AM

Data in this report are provisional and subject to change.

The numbers in the table below represent the number of Florida and non-Florida residents for whom test results were received by the Department of Health. A person can be tested by more than one laboratory and can have both positive and negative results. **Therefore, the sum of the numbers in each column will be larger than the total number of people tested.**

| Reporting lab | Inconclusive | Negative | Positive | Percent positive | Total |
|--|--------------|----------|----------|------------------|-------|
| WINDSOR AT OCALA | | 2 | 1 | 33% | 3 |
| AUSTIN PUBLIC HEALTH | | | 3 | 100% | 3 |
| KISSIMMEE VA OUTPATIENT CLINIC | | 3 | | | 3 |
| MINNEOLA PLACE A HOMEBRIDGE COMMUNITY | | 3 | | | 3 |
| IOWA DEPARTMENT OF PUBLIC HEALTH | | | 3 | 100% | 3 |
| ADVANCED HEART CARE OF SOUTH FLORIDA | | 3 | | | 3 |
| MINUTE CLINIC LLC #6765 | | 3 | | | 3 |
| CENTURY LINK SPORTS COMPLEX | | | 3 | 100% | 3 |
| TAYLOR MANOR | | 1 | 2 | 67% | 3 |
| MOULTRIE CREEK NURSING AND REHAB | | | 3 | 100% | 3 |
| SIGNATURE CARE PFLUGERVILLE | | | 3 | 100% | 3 |
| HARBORCHASE OF GAINESVILLE | | | 3 | 100% | 3 |
| ESCO DRUG CO INC | | 3 | | | 3 |
| JOSEPH SCHENKER MD PC | | 3 | | | 3 |
| Wynfield Park Health and Rehabilitation | | 3 | | | 3 |
| HARBORCHASE OF STUART | | | 3 | 100% | 3 |
| CALLE OCHO DIALYSIS | | | 3 | 100% | 3 |
| FHPG_EXP CARE PALM HARBOR | | | 3 | 100% | 3 |
| CABELL HUNTINGTON HOSPITAL CLINICAL LAB | | | 3 | 100% | 3 |
| NORTH DAKOTA DEPT OF HEALTH MICROBIOLOGY | | 1 | 2 | 67% | 3 |
| PATIENT FIRST - ALLENTOWN | | | 3 | 100% | 3 |
| CORTLAND COUNTY HEALTH DEPARTMENT | | 3 | | | 3 |
| SOFTCELL L-FORM LABORATORIES, LLC | | | 3 | 100% | 3 |
| LINCOLN MEDICAL CENTER | | 3 | | | 3 |
| CROSSVILLE MEDICAL GROUP | | 1 | 2 | 67% | 3 |
| HALIFAX HEALTH CARE FOR WOMEN | | 3 | | | 3 |
| CVS CA8850POCT HUNTINGTON BEACH | | 2 | 1 | 33% | 3 |
| Robert Wood Johnson University Hospital | | 2 | 1 | 33% | 3 |
| SUNSHINE STATE DIALYSIS | | | 3 | 100% | 3 |
| CVS IL8747POCT CHICAGO | | 3 | | | 3 |
| SARASOTA PERSONAL MEDICINE | | 2 | 1 | 33% | 3 |
| ALABAMA DEPT PUBLIC HEALTH | | | 3 | 100% | 3 |
| LOCH HAVEN PEDIATRICS | | | 3 | 100% | 3 |
| ST. PETERSBURG PEDIATRICS- 38TH AVENUE | | | 3 | 100% | 3 |
| MT CARMEL PHARMACY INC | | 3 | | | 3 |
| HEPATOLOGY DIAGNOSTIC LAB | | | 3 | 100% | 3 |
| HIALEAH SHORES NURSING AND | | 2 | 1 | 33% | 3 |
| MINUTECLINIC DIAGNOSTIC OF OHIO #6147 | | 2 | 1 | 33% | 3 |
| APEX CLINICAL LABORATORIES INC | | 3 | | | 3 |
| ADVICE FOR OPTIMAL WELLNESS, INC | | | 3 | 100% | 3 |
| RAPID CITY RUGENT CARE | | | 3 | 100% | 3 |
| JUPITER INTERNAL MEDICINE AND ASSOCIATES | | | 3 | 100% | 3 |
| EXETER HOSPITAL | | 3 | | | 3 |
| MURFREESBORO MEDICAL CLINIC | | 3 | | | 3 |
| MINUTECLINIC DIAGNOSTIC MED GRP OF ORA | | 2 | 1 | 33% | 3 |
| WINKLER COURT | | 2 | 1 | 33% | 3 |
| UNITY HEALTH AND REHABILITATION CENTER | | | 3 | 100% | 3 |

COVID-19: testing by laboratory

Data through Feb 24, 2021 verified as of Feb 25, 2021 at 09:25 AM

Data in this report are provisional and subject to change.

The numbers in the table below represent the number of Florida and non-Florida residents for whom test results were received by the Department of Health. A person can be tested by more than one laboratory and can have both positive and negative results. **Therefore, the sum of the numbers in each column will be larger than the total number of people tested.**

| Reporting lab | Inconclusive | Negative | Positive | Percent positive | Total |
|---|--------------|----------|----------|------------------|-------|
| BAPTIST PRIMARY CARE FERNANDINA BEACH | | | 3 | 100% | 3 |
| COVID PROCESSING SITE | | | 3 | 100% | 3 |
| KINGS BAY PEDIATRICS LLC | | | 3 | 100% | 3 |
| MINUTECLINIC DIAGNOSTIC OF SC, LLC #4 | | 3 | | | 3 |
| 24TH WEAPONS OF MASS DESTRUCTION - CIVIL SUPPORT | | 3 | | | 3 |
| 2412 LEBANON PIKE | | 2 | 1 | 33% | 3 |
| CVS IN6605POCT INDIANAPOLIS | | 2 | 1 | 33% | 3 |
| NOVANT HEALTH PRESBYTERIAN | | 2 | 1 | 33% | 3 |
| CVS RI1717POCT 1 CVS DR | | | 3 | 100% | 3 |
| CENTRAL DUPAGE HOSPITAL | | | 3 | 100% | 3 |
| JS HEALTHCARE | | 2 | 1 | 33% | 3 |
| BLACK STALLION WALK IN AND EXERCISE CLINICS LLC | | 1 | 2 | 67% | 3 |
| ALLIANCE LABS @LRMC | | | 3 | 100% | 3 |
| THE CLINIC OF PEDIATRICS & GI MEDICINE, INC | | | 3 | 100% | 3 |
| LITTLE SPURS PEDIATRIC URGENT CARE | | 1 | 2 | 67% | 3 |
| VELOCITY CARE | | | 3 | 100% | 3 |
| ADVANCED PEDIATRICS | | | 3 | 100% | 3 |
| URGENT DOC - URGENT CARE CLINIC | | | 3 | 100% | 3 |
| CVS SC1540POCT MYRTLE BEACH | | 2 | 1 | 33% | 3 |
| STUYVESANT URGENT CARE | | 3 | | | 3 |
| HEALTHQUEST, INC | | 2 | 1 | 33% | 3 |
| ROANE MEDICAL CENTER | | 2 | 1 | 33% | 3 |
| MEDEXPRESS URGENT CARE, CHAMBERSBURG | | 2 | 1 | 33% | 3 |
| Kroger 093 - The Little Clinic Stapleton | | 2 | 1 | 33% | 3 |
| MEDICAL CENTER OF THE ROCKIES | | | 3 | 100% | 3 |
| PM PEDIATRICS | | 3 | | | 3 |
| Life Care Center of Citrus County | | 2 | 1 | 33% | 3 |
| COMMUNICABLE DISEASE CONTROL/PUBLIC HEALTH EMERGENCY PREPAREDNESS | | | 3 | 100% | 3 |
| LOYOLA UNIVERSITY MEDICAL CENTER LABORATORY | | | 3 | 100% | 3 |
| Kroger 125 - The Little Clinic Castle Rock | | 2 | 1 | 33% | 3 |
| QUATRACOR PLLC | | 3 | | | 3 |
| MEADOWS AT CYPRESS GARDENS, THE | | 3 | | | 3 |
| HEARTLAND - CHARLESTON OF HANAHAN SC, | | 3 | | | 3 |
| ST LUCIE COUNTY HEALTH DEPARTMENT | | 2 | 1 | 33% | 3 |
| PREMIER FAMILY AND SPORTS MEDICINE | | 2 | 1 | 33% | 3 |
| SKIPPACK MEDICAL LAB | | | 3 | 100% | 3 |
| ST. LUKE'S HOSPITAL - BETHLEHEM CAMPUS | | 1 | 2 | 67% | 3 |
| BAPTIST HOSPITAL EMPLOYEE HEALTH OFF | | | 3 | 100% | 3 |
| SUMMIT MEDICAL GROUP - WEST ORANGE | | 3 | | | 3 |
| MEDFUSION | | 2 | 1 | 33% | 3 |
| MEDICAL SERVICES OF AMERICA HOME HEALTH | | 3 | | | 3 |
| BAPTIST OUTPATIENT SERVICES | | | 3 | 100% | 3 |
| SPARROW CENTRAL LAB | | | 3 | 100% | 3 |
| CVS TN7144POCT BARTLETT | | 3 | | | 3 |
| SUPER HEALTH PHARMACY LLC | | 3 | | | 3 |
| BROOKDALE LAKE MARY | | | 3 | 100% | 3 |
| NATURE COAST PRIMARY CARE LAB LLC | | | 3 | 100% | 3 |

COVID-19: testing by laboratory

Data through Feb 24, 2021 verified as of Feb 25, 2021 at 09:25 AM

Data in this report are provisional and subject to change.

The numbers in the table below represent the number of Florida and non-Florida residents for whom test results were received by the Department of Health. A person can be tested by more than one laboratory and can have both positive and negative results. **Therefore, the sum of the numbers in each column will be larger than the total number of people tested.**

| Reporting lab | Inconclusive | Negative | Positive | Percent positive | Total |
|---|--------------|----------|----------|------------------|-------|
| COL CROSSROAD | | 1 | 2 | 67% | 3 |
| NORTH BROWARD HOSPITAL DISTRICT HEALTHCARE FOR THE HOMELESS | | | 3 | 100% | 3 |
| NEMOURS CHILDRENS PRIMARY CARE MAITLAND | | | 3 | 100% | 3 |
| MARTHA A PRICE MD PA | | 1 | 2 | 67% | 3 |
| CVS IN7653POCT EVANSVILLE | | 2 | 1 | 33% | 3 |
| ABC PEDIATRICS OF PORT ST LUCIE | | 3 | | | 3 |
| MUNSON MEDICAL CENTER | | | 3 | 100% | 3 |
| MINUTECLINIC DIAGNOSTIC OF WISCONSIN, | | 3 | | | 3 |
| MINUTECLINIC DIAG OF IND LLC #6840 | | 3 | | | 3 |
| MINUTECLINIC DIAGNOSTIC MED GRP OF SAN | | 3 | | | 3 |
| COMMUNITY MEDICAL CENTER | | | 3 | 100% | 3 |
| NC STATE LABORATORY OF PUBLIC HEALTH | | 3 | | | 3 |
| UHEALTH JACKSON URGENT CARE - CUTLER BAY | | 1 | 2 | 67% | 3 |
| ORCHID COVE DAYTONA | | | 3 | 100% | 3 |
| GENDERXPRESS/PICTURE ME PERFECT IMAGING | | | 3 | 100% | 3 |
| FLORIDA LABORATORY ANALYSIS, LLC | | | 3 | 100% | 3 |
| FAMILY TREE MEDICAL GROUP PA | | 2 | 1 | 33% | 3 |
| NORTH SHORE HOSP. INFECTION CONTROL | | | 3 | 100% | 3 |
| BAYSIDE URGENT CARE CENTER INC | | | 3 | 100% | 3 |
| LAHEY CLINIC MEDICAL CENTER | | | 3 | 100% | 3 |
| KISSIMMEE URGENT CARE | | 3 | | | 3 |
| ESTERO FIRE RESCUE | | 3 | | | 3 |
| COASTAL LABORATORIES OF FLORIDA | | | 3 | 100% | 3 |
| MARYLAND STATE DEPT OF HEALTH | 2 | | 1 | 33% | 3 |
| ELITE PRIMARY CARE OF WAYCROSS | | | 3 | 100% | 3 |
| CAMPAZZI CONCIERGE MEDICAL SERVICES | | 2 | 1 | 33% | 3 |
| PINELLAS PARK HEALTH CENTER - PINELLAS CHD | | 1 | 2 | 67% | 3 |
| Bethany Health and Rehab | | 3 | | | 3 |
| LEE CONVENIENT CARE AT SUMMERLIN | | | 3 | 100% | 3 |
| RICHMOND CITY DEPARTMENT OF PUBLIC HEALTH | | | 3 | 100% | 3 |
| PLAINVIEW PRIMARY CARE | | 3 | | | 3 |
| PRISMA HEALTH MIDLANDS | | | 3 | 100% | 3 |
| PARRISH MEDICAL CENTER-WAIVED TESTING | | 3 | | | 3 |
| Kennedy University Hospital -Wash Twp L | | 3 | | | 3 |
| LIVINGSTON COUNTY DEPT OF HEALTH REPRO | | | 3 | 100% | 3 |
| ADVENT HEALTH - CENTRAL PASCO ER | | | 3 | 100% | 3 |
| NEBRASKA DEPARTMENT OF HEALTH AND HUMAN SERVICES | | | 3 | 100% | 3 |
| WYOMING DEPT OF HEALTH | | | 3 | 100% | 3 |
| FLORIDA DEPARTMENT OF HEALTH IN MIAMI DADE COUNTY | | 2 | 1 | 33% | 3 |
| CROWNE HEALTH CARE OF FORT PAYNE | | 2 | 1 | 33% | 3 |
| MEDIC INFUSION PA | | 3 | | | 3 |
| MINUTE CLINIC LLC #0169 | | 3 | | | 3 |
| CVS MINUTE CLINIC DIAGNOSTIC MED GRP | | 3 | | | 3 |
| MEDEXPRESS URGENT CARE-CHIPPEWA | | 2 | 1 | 33% | 3 |
| WALGREENS NO 19542 | | 3 | | | 3 |
| COASTAL SKIN SURGERY AND DERMATOLOGY PL | | 3 | | | 3 |
| MINUTECLINIC 7196 | | 2 | 1 | 33% | 3 |

COVID-19: testing by laboratory

Data through Feb 24, 2021 verified as of Feb 25, 2021 at 09:25 AM

Data in this report are provisional and subject to change.

The numbers in the table below represent the number of Florida and non-Florida residents for whom test results were received by the Department of Health. A person can be tested by more than one laboratory and can have both positive and negative results. **Therefore, the sum of the numbers in each column will be larger than the total number of people tested.**

| Reporting lab | Inconclusive | Negative | Positive | Percent positive | Total |
|---|--------------|----------|----------|------------------|-------|
| TMH PHYSICIAN PARTNERS BLOUNTSTOWN | | | 3 | 100% | 3 |
| MINUTECLINIC MINUTECLINIC #3665 | | 3 | | | 3 |
| CVS TX1104POCT ALLEN | | 3 | | | 3 |
| NEMOURS CHILDRENS PRIMARY CARE HORIZON WEST | | | 3 | 100% | 3 |
| YATES COUNTY PUBLIC HEALTH | | 3 | | | 3 |
| ADVENT HEALTH MEDICAL GROUP FAMILY MEDICINE | | | 3 | 100% | 3 |
| BRIGHAM AND WOMEN'S HOSPITAL | | | 3 | 100% | 3 |
| GRADY MEMORIAL HOSPITAL/MICRO | | | 3 | 100% | 3 |
| GREATER MOBILE URGENT CARE – SPRINGHILL | | | 3 | 100% | 3 |
| FIRST CARE - MIDDLESBORO | | | 3 | 100% | 3 |
| CVS OH6123POCT CINCINNATI | | 2 | 1 | 33% | 3 |
| MONTANA PUBLIC HEALTH LAB | | | 3 | 100% | 3 |
| Magnolia Health and Rehab Center | | | 3 | 100% | 3 |
| ACL LABORATORIES INDUSTRIAL TOXICOLOGY | | | 3 | 100% | 3 |
| CANOPY PEDIATRICS | | 3 | | | 3 |
| IVY CREEK URGENT CARE OF ENTERPRISE | | | 3 | 100% | 3 |
| MEDEXPRESS - WILMINGTON CONCORD PIKE | | 2 | 1 | 33% | 3 |
| CTRS | | | 3 | 100% | 3 |
| STRINGFELLOW MEMORIAL HOSPITAL | | 3 | | | 3 |
| SAVANNAH COVE | | 3 | | | 3 |
| Village on the Green | | | 3 | 100% | 3 |
| OPTUM OF RED ROAD | | 3 | | | 3 |
| TRUE HEALTH – LAKE UNDERHILL | | 3 | | | 3 |
| ANN STORCK CENTER INC | | 3 | | | 3 |
| BRANDON REGIONAL EMERGENCY CTR | | | 3 | 100% | 3 |
| Bainbridge Health and Rehab | | 3 | | | 3 |
| MERCY HOSPITAL | | | 3 | 100% | 3 |
| OHIO HEALTH DOCTORS HOSPITAL | | | 3 | 100% | 3 |
| WHITE EARTH IHS MAIN LAB | | 3 | | | 3 |
| MINUTECLINIC, LLC #09202 | | 2 | 1 | 33% | 3 |
| MOBIL LAB FOR ALL INC | | 3 | | | 3 |
| MEDEXPRESS URGENT CARE NORWIN | | 3 | | | 3 |
| FLORIDA HOSPITAL PHYSICIANS GROUP | | 1 | 2 | 67% | 3 |
| HOUSTON METHODIST HOSPITAL | | | 3 | 100% | 3 |
| CVS OH3393POCT AURORA | | 2 | 1 | 33% | 3 |
| VA OUTPATIENT CLINIC-NEW PORT RICHEY | | | 3 | 100% | 3 |
| CVS MN6811POCT PLYMOUTH | | 3 | | | 3 |
| ALOHA HOME CARE LLC DBA ACCENTCARE HOME HEALTH OF | | 3 | | | 3 |
| YORK HOSPITAL - LABORATORY | | | 3 | 100% | 3 |
| AVANTE INVERNESS | | 1 | 2 | 67% | 3 |
| DOCTORS HOSPITAL RENAISSANCE | | | 3 | 100% | 3 |
| FLORIDA GASTROENTEROLOGY ASSOCIATES PA | | 3 | | | 3 |
| COVENANT PEDIATRICS | | 1 | 2 | 67% | 3 |
| BARONESS ERLANGER HOSPITAL | | 3 | | | 3 |
| MED FUSION | | | 3 | 100% | 3 |
| ERIE COUNTY PUBLIC HEALTH CLINICAL | | 3 | | | 3 |
| TUFTS MEDICAL CENTER | | | 3 | 100% | 3 |

COVID-19: testing by laboratory

Data through Feb 24, 2021 verified as of Feb 25, 2021 at 09:25 AM

Data in this report are provisional and subject to change.

The numbers in the table below represent the number of Florida and non-Florida residents for whom test results were received by the Department of Health. A person can be tested by more than one laboratory and can have both positive and negative results. **Therefore, the sum of the numbers in each column will be larger than the total number of people tested.**

| Reporting lab | Inconclusive | Negative | Positive | Percent positive | Total |
|--|--------------|----------|----------|------------------|-------|
| WALGREENS #10972 | 1 | 2 | | | 3 |
| Kroger 752 - The Little Clinic Central Station | | 2 | 1 | 33% | 3 |
| CARENOW-LEBANON | | 1 | 2 | 67% | 3 |
| MEDEXPRESS URGENT CARE-HERSHEY | | 2 | 1 | 33% | 3 |
| GYN PATH SERVICES | | | 3 | 100% | 3 |
| BRADENTON PHYSICIAN MEDICAL CENTER | | | 3 | 100% | 3 |
| LPG PEDIATRICS AT LEHIGH ACRES | | 2 | 1 | 33% | 3 |
| CARE NOW, INC | | 1 | 2 | 67% | 3 |
| HOMELAND CENTER | | 3 | | | 3 |
| MEDEXPRESS-HOUSTON EAST FWY | | 1 | 2 | 67% | 3 |
| Kroger 635 - The Little Clinic Dacula | | 3 | | | 3 |
| WELLMED AT APOLLO BEACH BLVD | | 1 | 2 | 67% | 3 |
| MEDEXPRESS URGENT CARE-CLOQUET | | 3 | | | 3 |
| SCHIFF CENTER FOR LIVER DISEASES | | 1 | 2 | 67% | 3 |
| COOPER UNIVERSITY HOSPITAL LABORATORY | | 2 | 1 | 33% | 3 |
| FLAGLER FAMILY MEDICINE PA | | | 3 | 100% | 3 |
| ACCESS HEALTH CARE | | 2 | 1 | 33% | 3 |
| SISD EMPLOYEE HEALTH CLINIC | | | 3 | 100% | 3 |
| EMORY BENNETT VETERANS NURSING HOME | | 3 | | | 3 |
| OPENTRONS PRL | | 2 | 1 | 33% | 3 |
| INTERNAL MEDICINE AND WOUND CARE SPECIALIST LLC | | 3 | | | 3 |
| PEDIATRICS BY THE SEA JOG RD OFFICE | | | 3 | 100% | 3 |
| MED EXPRESS URGENT CARE PC - MARYLAND | | 2 | 1 | 33% | 3 |
| BNC Medical Investors, LLC Berrien Nursing & Rehabilitation Center | | 3 | | | 3 |
| CVS IN5696POCT FORT WAYNE | | 3 | | | 3 |
| Broadview Multi-Care Center | | 3 | | | 3 |
| Greystone Health Care Center | | 3 | | | 3 |
| MEDEXPRESS URGENT CARE-PASADENA | | 3 | | | 3 |
| UNIVERSITY OF MICHIGAN | | 2 | 1 | 33% | 3 |
| LAKE MARY PEDIATRICS | | | 3 | 100% | 3 |
| EAST TENNESSEE CHILDREN'S HOSPITAL | | 2 | 1 | 33% | 3 |
| LEESBURG COMMUNITY HEALTH CENTERS | | | 3 | 100% | 3 |
| Rosedale Green | | 3 | | | 3 |
| MEDEXPRESS URGENT CARE - LITTLE ROCK | | 2 | 1 | 33% | 3 |
| ADVENTHEALTH SEBRING- INFECTION CONTROL DEPARTMENT | | | 3 | 100% | 3 |
| ASPEN VALLEY HOSPITAL | | | 3 | 100% | 3 |
| AZALEALAND NURSING HOME | | 3 | | | 3 |
| FLORIDA MENTOR-POINT WEST CLUSTER | | 3 | | | 3 |
| FLORIDA MEDICAL CLINIC -INTERNAL MED DADE CITY | | | 3 | 100% | 3 |
| PROMPT CARE OF CENTRAL FLORIDA LLC | | | 3 | 100% | 3 |
| CVS GA5637POCT VILLA RICA | | 3 | | | 3 |
| Fort Gaines Health and Rehab | | 3 | | | 3 |
| PEDIATRICS AND ADOLESCENT MEDICINE | | 2 | 1 | 33% | 3 |
| OURMED | | 2 | 1 | 33% | 3 |
| CLINICAL CARE CENTER, INC | | | 3 | 100% | 3 |
| WAL-MART STORES EAST LP | | 2 | 1 | 33% | 3 |
| LEVY COUNTY DEPT. OF PUBLIC SAFETY | | 1 | 2 | 67% | 3 |

COVID-19: testing by laboratory

Data through Feb 24, 2021 verified as of Feb 25, 2021 at 09:25 AM

Data in this report are provisional and subject to change.

The numbers in the table below represent the number of Florida and non-Florida residents for whom test results were received by the Department of Health. A person can be tested by more than one laboratory and can have both positive and negative results. **Therefore, the sum of the numbers in each column will be larger than the total number of people tested.**

| Reporting lab | Inconclusive | Negative | Positive | Percent positive | Total |
|---|--------------|----------|----------|------------------|-------|
| CVS MINUTE CLINIC DIAGNOSTIC MED GRP OF CAL | | 3 | | | 3 |
| Englewood Health and Rehab | | | 3 | 100% | 3 |
| CVS NC7213POCT MATTHEWS | | 3 | | | 3 |
| MEDEXPRESS URGENT CARE - NORTH LITTLE | | 2 | 1 | 33% | 3 |
| CCRX OF NORTH CAROLINA, LLC | | 2 | 1 | 33% | 3 |
| LUVERNE HEALTH AND REHABILITATION | | 3 | | | 3 |
| AMI ST FRANCIS HOSPITAL LABORATORY | | 2 | 1 | 33% | 3 |
| CVS NJ2815POCT E BRUNSWICK | | 3 | | | 3 |
| SOUTH MIAMI HOSPITAL | | | 3 | 100% | 3 |
| MONROE URGENT CARE | | 2 | 1 | 33% | 3 |
| Kroger 758 - The Little Clinic Providence | | 3 | | | 3 |
| MEDEXPRESS URGENT CARE-SCOTT TOWNSHIP | | 3 | | | 3 |
| MICHIGAN HEALTH CLINIC LABORATORIES | | 2 | 1 | 33% | 3 |
| Marian Manor, Inc | | 3 | | | 3 |
| JOHNNIE RUTH CLARKE LAB | | | 3 | 100% | 3 |
| THOMAS LANGLEY | | | 3 | 100% | 3 |
| CORTLAND REGIONAL MEDICAL CENTER | | 3 | | | 3 |
| OHIO DEPARTMENT OF HEALTH LABORATORY | | 2 | 1 | 33% | 3 |
| VIRTUA MEMORIAL HOSPITAL BURLINGTON COUNTY | | 1 | 2 | 67% | 3 |
| CLINICAL CARE ASSOCIATES, INC | | | 3 | 100% | 3 |
| MAYO | | 1 | 2 | 67% | 3 |
| HOPE HEALTH CARE, LLC | | 3 | | | 3 |
| ST LUKES HOSPITAL LABORATORY | | 2 | 1 | 33% | 3 |
| CELEBRATION PRIMARY CARE ASSOCIATES LLC | | 3 | | | 3 |
| MEDEXPRESS URGENT CARE - WALDORF, CRAIN HWY | | 3 | | | 3 |
| ORLANDO REGIONAL HEALTH SERVICES | | 1 | 2 | 67% | 3 |
| BNR PHARMACY INC | | 3 | | | 3 |
| PARKWAY DRUGS OF ONEIDA COUNTY NORTH I | | 2 | 1 | 33% | 3 |
| FRESENIUS MEDICAL CARE | | | 3 | 100% | 3 |
| CVS NJ715POCT WAYNE | | 3 | | | 3 |
| SCRIPPS CLINIC MEDICAL | | | 3 | 100% | 3 |
| INSPIRA MEDICAL CENTER VINELAND LAB | | 2 | 1 | 33% | 3 |
| PROHEALTH PRIMARY CARE - GLEN OAKS | | 3 | | | 3 |
| WINDER NURSING INC DBA WINDER HEALTH CARE | | 3 | | | 3 |
| ADVANCED URGENT CARE CENTER OF THE UPPER KEYS | | 1 | 2 | 67% | 3 |
| PREMIER CLINICAL RESEARCH INSTITUTE INC | | | 3 | 100% | 3 |
| BLUE SPRINGS SURGERY CENTER | | 3 | | | 3 |
| GONZALEZ MD AND ASWAD MD HEALTH SERVICES | | | 3 | 100% | 3 |
| CLEARWATER | | 2 | 1 | 33% | 3 |
| GADSDEN COUNTY HEALTH DEPARTMENT | | | 3 | 100% | 3 |
| QUALITY LABORATORY SERVICE | | 2 | 1 | 33% | 3 |
| REGIONAL MEDICAL LAB | | | 3 | 100% | 3 |
| CVS MA2297677CV BOSTON | | 3 | | | 3 |
| MINUTE CLINIC DIAGNOSTIC OF VIRGINIA, LLC #1905 | | 3 | | | 3 |
| UNIVERSITY OF KANSAS MEDICAL CENTER | | | 3 | 100% | 3 |
| VIRGINIA DIVISION OF CONSOLIDATED LABORATORIES | | | 3 | 100% | 3 |
| DELAWARE PUBLIC HEALTH LABORATORY | | 1 | 2 | 67% | 3 |

COVID-19: testing by laboratory

Data through Feb 24, 2021 verified as of Feb 25, 2021 at 09:25 AM

Data in this report are provisional and subject to change.

The numbers in the table below represent the number of Florida and non-Florida residents for whom test results were received by the Department of Health. A person can be tested by more than one laboratory and can have both positive and negative results. **Therefore, the sum of the numbers in each column will be larger than the total number of people tested.**

| Reporting lab | Inconclusive | Negative | Positive | Percent positive | Total |
|--|--------------|----------|----------|------------------|-------|
| NONA PEDIATRIC CENTER | | | 3 | 100% | 3 |
| THE PATHOLOGY LABORATORY | | 1 | 2 | 67% | 3 |
| MENORAH MANOR | | | 3 | 100% | 3 |
| BAPTIST HOSPITAL NURSING/PATIENT CARE | | | 3 | 100% | 3 |
| BROOME COUNTY HEALTH DEPARTMENT | | 2 | 1 | 33% | 3 |
| CVS MD1515POCT LEONARDTOWN | | 2 | 1 | 33% | 3 |
| SUN TERRACE HEALTH CARE CENTER | | | 3 | 100% | 3 |
| Robert Cranfield | | | 2 | 100% | 2 |
| LEE MEMORIAL HEALTH SYSTEM D/B/A | | | 2 | 100% | 2 |
| WEST COAST PEDIATRICS | | | 2 | 100% | 2 |
| MINUTECLINIC DIAGNOSTIC OF TEXAS, LLC #7435 | | 2 | | | 2 |
| CVS SC4286POCT EASLEY | | 2 | | | 2 |
| CVS OH2518POCT COLUMBUS | | 1 | 1 | 50% | 2 |
| CVS IN6713POCT BLOOMINGTON | | 2 | | | 2 |
| MIDDLE TENN MENTAL HEALTH INSTITUTE | | 2 | | | 2 |
| HANOVER ENDOSCOPY CENTER | | 2 | | | 2 |
| Kroger 441 - The Little Clinic Middletown | | 2 | | | 2 |
| CVS MI8049POCT WATERFORD | | 2 | | | 2 |
| HEALTH PARTNERS REGIONAL HOSPITAL | | | 2 | 100% | 2 |
| DELAWARE DIAGNOSTICS LABS | | | 2 | 100% | 2 |
| VAULT HEALTH | | | 2 | 100% | 2 |
| SOUTHCARE PHARMACY INC | | | 2 | 100% | 2 |
| UNIVERSITY OF MIAMI SCCC RESEARCH LABORATORY | | | 2 | 100% | 2 |
| GRACE HEALTHCARE OF LAKE WALES | | 1 | 1 | 50% | 2 |
| RIGHT AT HOME | | | 2 | 100% | 2 |
| PruittHealth Lakehaven | | 2 | | | 2 |
| AYASS BIOSCIENCE LLC | | | 2 | 100% | 2 |
| SOMA MEDICAL CENTER PA #3 GREENACRES | | | 2 | 100% | 2 |
| MEDEXPRESS URGENT CARE - LINCOLN VILLA | | 2 | | | 2 |
| MEDEXPRESS URGEN CARE - EAST BRUNSWICK | | 2 | | | 2 |
| HEALTH & REHAB CTR AT DOLPHINS VIEW, THE | | | 2 | 100% | 2 |
| ST LUKES HOSPITAL | | | 2 | 100% | 2 |
| BOND COMMUNITY HEALTH CENTER | | | 2 | 100% | 2 |
| DALLAS MEDICAL CENTER | | | 2 | 100% | 2 |
| Walgreens #5984 | | 2 | | | 2 |
| ADVENTHEALTH IMAGING PARTIN SETTLEMENT | | | 2 | 100% | 2 |
| WASHINGTON STATE DEPARTMENT OF HEALTH PUBLIC HEALTH LABORATORIES | | | 2 | 100% | 2 |
| PALM BAY COMMUNITY OUTPATIENT CLINIC | | 2 | | | 2 |
| RRMC CREEKSIDE LAB | | 2 | | | 2 |
| HCR MANOR CARE SERVICES OF FLORIDA III INC | | 2 | | | 2 |
| LIFETIME FAMILY URGENT CARE | | | 2 | 100% | 2 |
| Warren Center for Rehabilitation and Nursing | | 2 | | | 2 |
| MEMORIAL HEALTH UNIVERSITY MEDICAL CENTER | | | 2 | 100% | 2 |
| Kroger 130 - The Little Clinic Colorado Springs | | 2 | | | 2 |
| RIVER CITY MEDICAL ASSOCIATES, INC | | | 2 | 100% | 2 |
| BROOKDALE ALTAMONTE SPRINGS | | | 2 | 100% | 2 |
| INSPIRE HEALTHCARE CENTER | | | 2 | 100% | 2 |

COVID-19: testing by laboratory

Data through Feb 24, 2021 verified as of Feb 25, 2021 at 09:25 AM

Data in this report are provisional and subject to change.

The numbers in the table below represent the number of Florida and non-Florida residents for whom test results were received by the Department of Health. A person can be tested by more than one laboratory and can have both positive and negative results. **Therefore, the sum of the numbers in each column will be larger than the total number of people tested.**

| Reporting lab | Inconclusive | Negative | Positive | Percent positive | Total |
|--|--------------|----------|----------|------------------|-------|
| WILLIAMSBURGH CHAI CARE | | 2 | | | 2 |
| BAPTIST HEALTH LEXINGTON | | | 2 | 100% | 2 |
| CVS PA5241POCT CHALFONT | | 2 | | | 2 |
| NAPHCARE INC | | 2 | | | 2 |
| CHESTERFIELD HEALTHCARE GROUP, INC | | 2 | | | 2 |
| CQUENTIA NGS, LLC | | | 2 | 100% | 2 |
| DESERT HOSPITAL/CPHU CLINICAL LABORATORY | | | 2 | 100% | 2 |
| CVS PA7132POCT THORNDALE | | 2 | | | 2 |
| Kroger 426 - The Little Clinic Suwanee | | 2 | | | 2 |
| LEGACY LABORATORY SERVICES | | | 2 | 100% | 2 |
| MEDEXPRESS URGENT CARE, HERMITAGE | | 1 | 1 | 50% | 2 |
| BUCKINGHAM PLACE ALF | | 2 | | | 2 |
| CVS M08581POCT BLUE SPRINGS | | 1 | 1 | 50% | 2 |
| MORRISTOWN MEMORIAL HOSPITAL | | 2 | | | 2 |
| MINUTECLINIC, LLC, DBA MINUTECLINIC #4 | | 2 | | | 2 |
| OSF SAINT FRANCIS MEDICAL CENTER | | | 2 | 100% | 2 |
| Manorcare Health Services West Reading North | | 2 | | | 2 |
| Kroger 647 - The Little Clinic Newnan Crossings | | 1 | 1 | 50% | 2 |
| ACN PHYSICIANS GROUP CORP | | | 2 | 100% | 2 |
| MEDICAL CENTER OF CENTRAL GEORGIA | | | 2 | 100% | 2 |
| A+ URGENT/PRIMARY CARE | | | 2 | 100% | 2 |
| CPL LABS | | | 2 | 100% | 2 |
| CARE ATC SUN HYDRAULICS TALLAVAST | | | 2 | 100% | 2 |
| SUNSHINE PHARMACY | | 2 | | | 2 |
| DALLAS VA MEDICAL CENTER - VA NORTH TEXAS HEALTH CARE SYSTEM | | | 2 | 100% | 2 |
| FLORIDA SCHOOL FOR THE DEAF & BLIND | | | 2 | 100% | 2 |
| Timber Ridge Health Care Center | | | 2 | 100% | 2 |
| MINUTECLINIC, LLC #05891 | | 1 | 1 | 50% | 2 |
| JEFFERSON WASHINGTON TOWNSHIP HOSPITAL | | 2 | | | 2 |
| WEST DADE PEDIATRICS | | | 2 | 100% | 2 |
| PHYSICIANS CARE INC | | 1 | 1 | 50% | 2 |
| LABCORP OF AMERICA HOLDINGS | | 1 | 1 | 50% | 2 |
| U OF MIAMI MILLER SCHOOL OF MEDICINE | | | 2 | 100% | 2 |
| ASSOCIATES IN UROGYNECOLOGY MD LLC | | 2 | | | 2 |
| UNIVERSITY HEALTH SERVICES RIVER CAMPUS | | 2 | | | 2 |
| SUNCREST OMNI | | 2 | | | 2 |
| CVS M04850POCT SPRINGFIELD | | 2 | | | 2 |
| JACKSON LABORATORY OF GENOMIC MEDICINE | | 2 | | | 2 |
| STUART SURGERY CENTER, LLC | | | 2 | 100% | 2 |
| THE WINDSOR ORTEGA | | 2 | | | 2 |
| CVS SC7567POCT BOILING SPRINGS | | 1 | 1 | 50% | 2 |
| KAILOS GENETICS INC | | | 2 | 100% | 2 |
| CROSSTOWN PHARMACY | | 2 | | | 2 |
| 87TH MEDICAL GROUP – MCGUIRE AMBULATORY CARE FACILITY | | 2 | | | 2 |
| LEE MEMORIAL HOSPITAL BLOOD GAS LAB | | | 2 | 100% | 2 |
| ROBERTS WESLEYAN COLLEGE HEALTH CENTE | | 2 | | | 2 |
| WELLMED AT FORT PIERCE | | 1 | 1 | 50% | 2 |

COVID-19: testing by laboratory

Data through Feb 24, 2021 verified as of Feb 25, 2021 at 09:25 AM

Data in this report are provisional and subject to change.

The numbers in the table below represent the number of Florida and non-Florida residents for whom test results were received by the Department of Health. A person can be tested by more than one laboratory and can have both positive and negative results. **Therefore, the sum of the numbers in each column will be larger than the total number of people tested.**

| Reporting lab | Inconclusive | Negative | Positive | Percent positive | Total |
|--|--------------|----------|----------|------------------|-------|
| NEIGHBORCARE PHARMACY SERVICES | | 2 | | | 2 |
| EMERALD TRACE | | 2 | | | 2 |
| SUNNYSIDE MANOR | | 2 | | | 2 |
| DNA DIAGNOSTICS CENTER | | 2 | | | 2 |
| Kroger 101 - The Little Clinic Hill Top | | 2 | | | 2 |
| THE FOUNTAIN AT BOCA CIEGA BAY | | 2 | | | 2 |
| PARKLAND HEALTH & HOSPITAL | | | 2 | 100% | 2 |
| NORTHSIDE FAMILY MEDICINE AND URGENT CARE (HOLLY SPRINGS) | | 2 | | | 2 |
| Holiday Retirement Home | | | 2 | 100% | 2 |
| CVS PA2582POCT SPRINGFIELD | | 2 | | | 2 |
| INTERMOUNTAIN MEDICAL CENTER | | | 2 | 100% | 2 |
| RICHICHI FAMILY HEALTH | | | 2 | 100% | 2 |
| CVS AZ9290POCT PHOENIX | | 2 | | | 2 |
| TENNESSEE DEPARTMENT OF HEALTH (TDH) - REGIONAL LABORATORY | | | 2 | 100% | 2 |
| BLUEWATER TOXICOLOGY | | | 2 | 100% | 2 |
| DOWN HOME MEDICAL | | | 2 | 100% | 2 |
| CVS MD1881POCT DUNKIRK | | 2 | | | 2 |
| ATLAS GENOMICS | | | 2 | 100% | 2 |
| MEDSTAR HARBOR HOSPITAL | | | 2 | 100% | 2 |
| BAYCARE OUTREACH LAB WH SOUTH | | | 2 | 100% | 2 |
| ASHLEY PEDIATRICS | | | 2 | 100% | 2 |
| CDK LIBERTY ENTERPRISES, LLC | | 2 | | | 2 |
| CVS PA1657POCT YORK | | 1 | 1 | 50% | 2 |
| GOLDMAN SACHS HEALTH CENTER | | 2 | | | 2 |
| MARCO ISLAND MEDICAL CENTER | | | 2 | 100% | 2 |
| FIRST PREVENTION AND DIALYSIS CENTER LLC | | | 2 | 100% | 2 |
| BAPTIST HOSPITAL OF MIAMI MCI BROWARD LABORATORY | | | 2 | 100% | 2 |
| PTC LABORATORIES | | | 2 | 100% | 2 |
| CVS NV8784POCT LAS VEGAS | | 1 | 1 | 50% | 2 |
| PHOEBE BERKS HEALTH CARE CENTER | | 2 | | | 2 |
| Delaware Court Healthcare Center | | 2 | | | 2 |
| MEASE COUNTRYSIDE HOSPITAL CARDIAC REH | | | 2 | 100% | 2 |
| GOLISANO PEDIATRICS PORT CHARLOTTE HARBOR | | 2 | | | 2 |
| MINUTECLINIC DIAGNOSTIC OF VIRGINIA, LLC #1416 | | 2 | | | 2 |
| MASSACHUSETTS DEPARTMENT OF HEALTH | | | 2 | 100% | 2 |
| TALLAHASSEE MEMORIAL HEALTHCARE FAMILY MED RESIDENCY | | | 2 | 100% | 2 |
| ALVERNO CLINICAL LABORATORIES | | | 2 | 100% | 2 |
| BFT LAB | | | 2 | 100% | 2 |
| HERNANDO CHILDREN'S | | | 2 | 100% | 2 |
| MAGNOLIA MANOR OF COLUMBUS | | 2 | | | 2 |
| METROHEALTH SYSTEM | | | 2 | 100% | 2 |
| CVS IL1170POCT JOLIET | | 2 | | | 2 |
| INTEAM HEALTH, INC. | | | 2 | 100% | 2 |
| MINUTECLINIC DIAGNOSTIC OF KANSAS PA | | 2 | | | 2 |
| CVS SC2497POCT LEXINGTON | | 2 | | | 2 |
| INTEGRATED REGIONAL LABS | | | 2 | 100% | 2 |
| PENSACOLA MEDICAL CLINIC LLC | | | 2 | 100% | 2 |

COVID-19: testing by laboratory

Data through Feb 24, 2021 verified as of Feb 25, 2021 at 09:25 AM

Data in this report are provisional and subject to change.

The numbers in the table below represent the number of Florida and non-Florida residents for whom test results were received by the Department of Health. A person can be tested by more than one laboratory and can have both positive and negative results. **Therefore, the sum of the numbers in each column will be larger than the total number of people tested.**

| Reporting lab | Inconclusive | Negative | Positive | Percent positive | Total |
|---|--------------|----------|----------|------------------|-------|
| MARLBORO URGENT CARE | | 2 | | | 2 |
| EASTLAKE MEDICAL CENTER | | 2 | | | 2 |
| RENFREW CENTERS INC | | 2 | | | 2 |
| VITAL CARE CLINIC, LLC | | | 2 | 100% | 2 |
| PUBLIC HEALTH LABORATORY | 1 | | 1 | 50% | 2 |
| CVS KY4779POCT LOUISVILLE | | 2 | | | 2 |
| PHYSICIANS MEDICAL CENTER | | 2 | | | 2 |
| PRECISION DIAGNOSTIC INC | | 2 | | | 2 |
| CVS MA447POCT NORTHAMPTON | | 2 | | | 2 |
| FLORIDA MEDICAL CENTER OF CLEARWATER | | 2 | | | 2 |
| MINUTECLINIC DIAGNOSTIC PA #7110 | | 2 | | | 2 |
| MEDEXPRESS - WILMINGTON KIRKWOOD HIGHWAY | | 2 | | | 2 |
| WALGREENS #3811 | | | 2 | 100% | 2 |
| CVS KS676POCT LAWRENCE | | 2 | | | 2 |
| SMITH NORTHVIEW HOSPITAL LAB | | | 2 | 100% | 2 |
| Kings County Hospital Center | | | 2 | 100% | 2 |
| MEDEXPRESS URGENT CARE - OMAHA N 72 ST | | 2 | | | 2 |
| SELECT PHYSICIANS ALLIANCE | | 2 | | | 2 |
| AdventHealth Care Center Orlando North | | | 2 | 100% | 2 |
| MINUTECLINIC DIAG OF IND, LLC #5369 | | 1 | 1 | 50% | 2 |
| OPP HEALTH AND REHABILITATION | | 2 | | | 2 |
| CHI MEMORIAL PRIMARY CARE ASSOCIATES-A | | 2 | | | 2 |
| PEDIATRIC HEALTH CARE | | 1 | 1 | 50% | 2 |
| BAYCARE LABORATORIES | | | 2 | 100% | 2 |
| ESCANDON DIAGNOSTIC CLINIC | | | 2 | 100% | 2 |
| ARCPPOINT LABS OF ALTAMONTE SPRINGS | | | 2 | 100% | 2 |
| MAINE CENTER FOR DISEASE CONTROL AND PREVENTION | | | 2 | 100% | 2 |
| CVS IL8753POCT CHICAGO | | 2 | | | 2 |
| BIRMINGHAM INTERNAL MEDICINE ASSOCIATE | | 1 | 1 | 50% | 2 |
| PHYSICIANS LABORATORY SERVICES | | | 2 | 100% | 2 |
| PARKRIDGE MEDICAL CENTER | | | 2 | 100% | 2 |
| SOUTH DAKOTA DEPARTMENT OF HEALTH | | 2 | | | 2 |
| ANDERSON COUNTY HOSPITAL | | | 2 | 100% | 2 |
| CARENOW LENEXA | | | 2 | 100% | 2 |
| TMH EC NORTHEAST LABORATORY | | | 2 | 100% | 2 |
| MID-FLORIDA HEMATOLOGY AND ONCOLOGY CENTERS | | 2 | | | 2 |
| Workmens Circle Multicare Center | | 2 | | | 2 |
| NIAGARA APOTHECARY INC | | 2 | | | 2 |
| H/L of WEst Ashley Rhabilitation and Nursing Center | | 2 | | | 2 |
| RAINY LAKE MEDICAL CENTER | | | 2 | 100% | 2 |
| SOUTHEASTERN INSTITUTE OF RESTORATIVE MEDICINE | | 1 | 1 | 50% | 2 |
| PRIMACARE MEDICAL LAKEWOOD | | | 2 | 100% | 2 |
| POINTE AT NEW PORT PLACE,THE | | 2 | | | 2 |
| NORTON IMMEDIATE CARE CENTER - PRESTON | | | 2 | 100% | 2 |
| MEDEXPRESS URGENT CARE-SALINA, S 9TH ST | | 2 | | | 2 |
| DEER'S HEAD CENTER | | 2 | | | 2 |
| AFC PHYSICIANS OF FLORIDA, PA | | | 2 | 100% | 2 |

COVID-19: testing by laboratory

Data through Feb 24, 2021 verified as of Feb 25, 2021 at 09:25 AM

Data in this report are provisional and subject to change.

The numbers in the table below represent the number of Florida and non-Florida residents for whom test results were received by the Department of Health. A person can be tested by more than one laboratory and can have both positive and negative results. **Therefore, the sum of the numbers in each column will be larger than the total number of people tested.**

| Reporting lab | Inconclusive | Negative | Positive | Percent positive | Total |
|--|--------------|----------|----------|------------------|-------|
| CVS NJ837POCT MARLTON | | 2 | | | 2 |
| PROSPECT URGENT CARE | | | 2 | 100% | 2 |
| ENT AND ALLERGY ASSOCIATES OF FLORIDA, LLC | | | 2 | 100% | 2 |
| MINUTECLINIC DIAGNOSTIC OF NEW MEXICO LLC #7552 | | 2 | | | 2 |
| THE CLUB AT BOYNTON BEACH, LLC | | | 2 | 100% | 2 |
| LEHIGH MEDICAL AND RESEARCH CENTER, INC | | | 2 | 100% | 2 |
| JRS LABORATORY | | | 2 | 100% | 2 |
| MC DIAGNOSTIC OF CONNECTICUT, PC #252 | | 1 | 1 | 50% | 2 |
| MINUTECLINIC DIAGNOSTIC OF NORTH CARO | | 2 | | | 2 |
| ORLANDO LUTHERAN TOWERS | | 1 | 1 | 50% | 2 |
| CVS IN6559POCT AVON | | 2 | | | 2 |
| COMPLETE HEALTH MEDICAL CENTER | | | 2 | 100% | 2 |
| Kroger 686 - The Little Clinic Farragut | | 2 | | | 2 |
| COVANCE | | | 2 | 100% | 2 |
| CVS CA9721POCT ARCADIA | | 2 | | | 2 |
| SHELBYVILLE HOSPITAL COMPANY | | 2 | | | 2 |
| ADVOCATE SHERMAN HOSPITAL | | | 2 | 100% | 2 |
| ASCENSION ST VINCENT'S RIVERSIDE | | | 2 | 100% | 2 |
| Parkridge Specialty Care | | 2 | | | 2 |
| GEISINGER MEDICAL CENTER | | 2 | | | 2 |
| MEDEXPRESS URGENT CARE - SOUTH CHARLESTON | | 2 | | | 2 |
| PALM MEDICAL CENTER - PLANT CITY | | 2 | | | 2 |
| Cortland Acres Association | | 2 | | | 2 |
| GRANDVIEW COLLEGE STUDENT HEALTH CENTE | | 2 | | | 2 |
| AZALEA HEALTH AND REHABILITATION | | 2 | | | 2 |
| FEDERAL CORRECTIONAL INSTITUTION MARIANNA | | | 2 | 100% | 2 |
| STARLING AT SAN JOSE | | | 2 | 100% | 2 |
| MINUTECLINIC, LLC #07852 | | 2 | | | 2 |
| F W HUSTON MEDICAL CENTER SENIOR LIVIN | | 2 | | | 2 |
| EXPRESS CARE OF THE SHOALS | | 1 | 1 | 50% | 2 |
| FASTCARE LLC | | | 2 | 100% | 2 |
| WE CARE HOME HEALTH SOLUTIONS LLC | | | 2 | 100% | 2 |
| INA | | 1 | 1 | 50% | 2 |
| COBLESKILL REGIONAL HOSPITAL | | 2 | | | 2 |
| MELBOURNE URGENT CARE | | | 2 | 100% | 2 |
| WEST FLORIDA MEDICAL ASSOCIATES, PA | | | 2 | 100% | 2 |
| APALACHEE CENTER INC | | 2 | | | 2 |
| MARQUESA MEDICAL | | 2 | | | 2 |
| EXPRESS CARE WALK-IN CLINIC | | | 2 | 100% | 2 |
| BLACKWATER RIVER | | | 2 | 100% | 2 |
| NIBHA MEDIRATTA MD PL | | | 2 | 100% | 2 |
| UNIVERSITY HOSPITAL OF BROOKLYN | | 2 | | | 2 |
| TREASURE COAST URGENT & FAMILY CARE | | | 2 | 100% | 2 |
| JOHNSON CITY MEDICAL CENTER | | 1 | 1 | 50% | 2 |
| MINUTECLINIC DIAGNOSTIC OF OHIO #6139 | | 2 | | | 2 |
| THOMASVILLE REGIONAL MEDICAL CENTER | | 2 | | | 2 |
| Kroger 096 - The Little Clinic Orchard and Holly | | 2 | | | 2 |

COVID-19: testing by laboratory

Data through Feb 24, 2021 verified as of Feb 25, 2021 at 09:25 AM

Data in this report are provisional and subject to change.

The numbers in the table below represent the number of Florida and non-Florida residents for whom test results were received by the Department of Health. A person can be tested by more than one laboratory and can have both positive and negative results. **Therefore, the sum of the numbers in each column will be larger than the total number of people tested.**

| Reporting lab | Inconclusive | Negative | Positive | Percent positive | Total |
|---|--------------|----------|----------|------------------|-------|
| Heartland Healthcare Center Boca Raton | | | 2 | 100% | 2 |
| WEAKLEY COUNTY REHAB AND NURSING CENTER | | 2 | | | 2 |
| NEMOURS CHILDRENS PRIMARY CARE | | | 2 | 100% | 2 |
| MEDLOGIC, LLC | | 2 | | | 2 |
| CVS NJ862POCT MARLBORO | | 2 | | | 2 |
| AMEDISYS HOME HEALTH OF GREENVILLE | | | 2 | 100% | 2 |
| PALOS COMMUNITY HOSPTAL LABORATORY | | | 2 | 100% | 2 |
| CHARLOTTE COUNTY HEALTH DEPARTMENT | | | 2 | 100% | 2 |
| NAVAL MEDICAL CENTER | | | 2 | 100% | 2 |
| NLC LABS | | | 2 | 100% | 2 |
| RAPID URGENT CARE - ALBANY | | | 2 | 100% | 2 |
| CALIFORNIA DIVISION OF COMMUNICABLE DISEASE CONTROL | | | 2 | 100% | 2 |
| AGILE URGENT CARE | | | 2 | 100% | 2 |
| KEY WEST HMA PHYSICIAN MANAGEMENT, LLC | | | 2 | 100% | 2 |
| SOUTHSIDE FAMILY MEDICAL | | 2 | | | 2 |
| URGENT CARE AND SURGERY CENTER | | | 2 | 100% | 2 |
| STARR COUNTY MEMORIAL HOSPITAL | | | 2 | 100% | 2 |
| TENNESSEE VALLEY HCS | | | 2 | 100% | 2 |
| ASANTE ROGUE REGIONAL MEDICAL CENTER L | | 2 | | | 2 |
| OLEAN GENERAL HOSPITAL | | 2 | | | 2 |
| CVS CA9606POCT TEMECULA | | 2 | | | 2 |
| Kroger 020 - The Little Clinic Wheat Ridge | | 2 | | | 2 |
| NORTH COUNTRY FAMILY HEALTH CENTER INC | | 2 | | | 2 |
| WARE EXPRESS CARE | | | 2 | 100% | 2 |
| HOUSTON HEALTH DEPARTMENT - BUREAU OF LABORATORY SERVICES | | | 2 | 100% | 2 |
| HOME CARE PHARMACY OF PALM COAST INC | | 2 | | | 2 |
| BIONIC TECHNOLOGIES CORPORATION | | | 2 | 100% | 2 |
| GOLDSTEIN | | | 2 | 100% | 2 |
| MANATEE MEMORIAL HOSPITAL CLINICAL LABORATORY | | | 2 | 100% | 2 |
| ATHENA CARE RESOURCES LLC | | 2 | | | 2 |
| ADVANTA ANALYTICAL LABORATORIES | | | 2 | 100% | 2 |
| HOME ACCESS HEALTH | | | 2 | 100% | 2 |
| MEMORIAL HOSPITAL OF CARBONDALE | | | 2 | 100% | 2 |
| UNIVERSITY COMMUNITY HEALTH SERVICES | | 1 | 1 | 50% | 2 |
| PANCARE HEALTH - FRANKLIN CO | | | 2 | 100% | 2 |
| PEACE RIVER MEDICAL CENTER | | 2 | | | 2 |
| PALMS OF FT MYERS,THE | | | 2 | 100% | 2 |
| CITY OF WEST PALM BEACH EMPLOYEE & FAMILY HEALTH | | 2 | | | 2 |
| INTEGRITY CLINICAL RESEARCH CENTER INC | | 1 | 1 | 50% | 2 |
| MEMORIAL SLOAN KETTERING CANCER CENTER | | 1 | 1 | 50% | 2 |
| SPRING HILL REGIONAL HOSPITAL | | | 2 | 100% | 2 |
| Good Samaritan Society-Blackduck | | 1 | 1 | 50% | 2 |
| MEMORIAL HEALTH SYSTEM | | 1 | 1 | 50% | 2 |
| MONICE DR. | | | 2 | 100% | 2 |
| PEACEHEALTH CENTRAL | | 2 | | | 2 |
| CVS TX7603POCT SAGINAW | | 2 | | | 2 |
| NYU WINTHROP LABORATORY | | 2 | | | 2 |

COVID-19: testing by laboratory

Data through Feb 24, 2021 verified as of Feb 25, 2021 at 09:25 AM

Data in this report are provisional and subject to change.

The numbers in the table below represent the number of Florida and non-Florida residents for whom test results were received by the Department of Health. A person can be tested by more than one laboratory and can have both positive and negative results. **Therefore, the sum of the numbers in each column will be larger than the total number of people tested.**

| Reporting lab | Inconclusive | Negative | Positive | Percent positive | Total |
|---|--------------|----------|----------|------------------|-------|
| ManorCare Rehab Center of Marietta | | 2 | | | 2 |
| WARD MEMORIAL HOSPITAL | | 2 | | | 2 |
| FLORIDA DEPARTMENT OF HEALTH IN LEE COUNTY | | 1 | 1 | 50% | 2 |
| STARR CITY OF ROMA COMMUNITY CENTER | | | 2 | 100% | 2 |
| WESTMINSTER SUNCOAST | | | 2 | 100% | 2 |
| THE EDGEWATER AND WATERMAN VILLAGE | | | 2 | 100% | 2 |
| MID-FLORIDA PATHOLOGY LLC - MOBILE UNIT # 3 | | | 2 | 100% | 2 |
| CVS OH5457POCT POWELL | | 2 | | | 2 |
| CVS M05724POCT KANSAS CITY | | 2 | | | 2 |
| GILCHRIST COUNTY FIRE DEPARTMENT | | | 2 | 100% | 2 |
| DUKE HEALTH REGIONAL HOSPITAL | | | 2 | 100% | 2 |
| STUDENT HEALTH SERVICES | | | 2 | 100% | 2 |
| CROSSROADS URGENT CARE DBA URGENT TEA | | 2 | | | 2 |
| MINUTE CLINIC DIAGNOSTIC OF VIRGINIA, LLC #7543 | | 2 | | | 2 |
| MOBILE COUNTY HEALTH DEPARTMENT | | 1 | 1 | 50% | 2 |
| MEDEXPRESS URGENT CARE-MT PLEASANT | | 1 | 1 | 50% | 2 |
| OAKMONT WEST- GREENVILLE SC | | 2 | | | 2 |
| MINUTECLINIC MINUTECLINIC #4978 | | 1 | 1 | 50% | 2 |
| CLEAR LAKE REGIONAL MEDICAL CENTER | | | 2 | 100% | 2 |
| HEARTLAND HOME HEALTH CARE | | 2 | | | 2 |
| Walgreens #12427 | | 1 | 1 | 50% | 2 |
| MERCY CONVENIENT CARE | | | 2 | 100% | 2 |
| MEMORIAL HERMANN HOSPITAL | | | 2 | 100% | 2 |
| MEDEXPRESS URGENT CARE- COLUMBIA HEIGH | | 2 | | | 2 |
| New Jersey Aim At Smg | | 2 | | | 2 |
| MINIUTECLINIC DIAG OF IND, LLC #6553 | | 2 | | | 2 |
| SWEDISH COVENANT HOSPITAL | | | 2 | 100% | 2 |
| SYNEOS HEALTH | | | 2 | 100% | 2 |
| AFFORDABLE PRIMARY CARE LLC | | 2 | | | 2 |
| DR. G'S URGENT CARE | | | 2 | 100% | 2 |
| JOHN KNOX MANOR INC II | | 1 | 1 | 50% | 2 |
| NEMOURS CHILDREN'S PRIMARY CARE THE VILLAGES | | 2 | | | 2 |
| PEDIATRICS IN NORTH FLORIDA PA | | | 2 | 100% | 2 |
| PINARD HOME HEALTH SERVICES INC | | | 2 | 100% | 2 |
| LEGACY ER & URGENT CARE - FRISCO WEST | | | 2 | 100% | 2 |
| FKC AMELIA ISLAND DIALYSIS | | | 2 | 100% | 2 |
| MCLAREN REGIONAL MEDICAL CENTER | | | 2 | 100% | 2 |
| CVS OH4301POCT NORTHFIELD | | 2 | | | 2 |
| STAGES OF LIFE MEDICAL INSTITUTE | | | 2 | 100% | 2 |
| Kroger 619 - The Little Clinic Hendersonville Indian Lake | | 2 | | | 2 |
| ADVENTHEALTH MEDICAL GROUP INTERNAL MEDICINE AT | | | 2 | 100% | 2 |
| FLAGLER PROFESSIONAL HEALTH CAE SERVICES INC | | 2 | | | 2 |
| MEDEXPRESS URGENT CARE - MYLAN | | | 2 | 100% | 2 |
| CHILDREN'S MEDICAL CENTER-EAST ORLANDO | | | 2 | 100% | 2 |
| MEDEXPRESS URGENT CARE- ALLISON PARK | | 1 | 1 | 50% | 2 |
| BROOKDALE PALM BEACH GARDENS | | | 2 | 100% | 2 |
| RHODE ISLAND DEPARTMENT OF HEALTH LABORATORIES | | | 2 | 100% | 2 |

COVID-19: testing by laboratory

Data through Feb 24, 2021 verified as of Feb 25, 2021 at 09:25 AM

Data in this report are provisional and subject to change.

The numbers in the table below represent the number of Florida and non-Florida residents for whom test results were received by the Department of Health. A person can be tested by more than one laboratory and can have both positive and negative results. **Therefore, the sum of the numbers in each column will be larger than the total number of people tested.**

| Reporting lab | Inconclusive | Negative | Positive | Percent positive | Total |
|--|--------------|----------|----------|------------------|-------|
| Great Lakes Health Center | | | 2 | 100% | 2 |
| SYLVAN NURSING | | | 2 | 100% | 2 |
| DEBORAH HEART AND LUNG CENTER | | 2 | | | 2 |
| Bedford Care Center of Hattiesburg | | 2 | | | 2 |
| MINUTECLINIC DIAGNOSTIC MEDICAL | | 2 | | | 2 |
| AMERICAN MEDICAL LABORATORIES | | | 2 | 100% | 2 |
| SIMMONS | | | 2 | 100% | 2 |
| SENDER RETREAT ADULT DAY CARE CENTERS | | | 2 | 100% | 2 |
| MINUTE-CLINIC DIAGNOSTIC OF VIRGINIA, LLC | | 2 | | | 2 |
| The Grand Rehabilitation & Nursing Utica | | 2 | | | 2 |
| ST. JOSEPH REGIONAL MEDICAL CENTER | | | 2 | 100% | 2 |
| PINELLAS CHD - CLEARWATER | | 1 | 1 | 50% | 2 |
| STATE OF FLORIDA | | | 2 | 100% | 2 |
| ST VINCENTS AMBULATORY CARE INC | | | 2 | 100% | 2 |
| SANIBEL MEDICAL CLINIC | | | 2 | 100% | 2 |
| NASSAU UNIVERSITY MEDICAL CENTER DEPT | | 1 | 1 | 50% | 2 |
| CVS HEALTH, #1994 | | 1 | 1 | 50% | 2 |
| CVS MO8556POCT KANSAS CITY | | 2 | | | 2 |
| TRICORE REFERENCE LABORATORY | | 1 | 1 | 50% | 2 |
| VENETIAN GARDENS | | 2 | | | 2 |
| CVS NM8918POCT ALBUQUERQUE | | 2 | | | 2 |
| REELFOOT FAMILY WALK IN CLINIC - TIPT | | 2 | | | 2 |
| OSF ST JOSEPH MEDICAL CENTER | | | 2 | 100% | 2 |
| CVS AZ10150POCT PHOENIX | | 2 | | | 2 |
| GULF COAST REGIONAL MEDICAL CARE | | 2 | | | 2 |
| MINUTECLINIC DIAGNOSTIC PA #3344 | | 2 | | | 2 |
| SOUTH BEND MEDICAL FOUNDATION | | | 2 | 100% | 2 |
| POMONA VALLEY COMMUNITY HOSPITAL | | | 2 | 100% | 2 |
| VA CBOC | | | 2 | 100% | 2 |
| VANAYER HEALTHCARE AND REHAB CENTER | | 2 | | | 2 |
| UNIVERSITY OF TEXAS AT EL PASO, THE | | | 2 | 100% | 2 |
| SHELL POINT HOME HEALTH | | | 2 | 100% | 2 |
| MID AMERICA CLINICAL LABS | | | 2 | 100% | 2 |
| COOK HOSPITAL AND CARE CENTER | | 1 | 1 | 50% | 2 |
| MARINA ISLE ASSISTED LIVING | | 2 | | | 2 |
| HAMILTON CHD | | 2 | | | 2 |
| MINUTECLINIC DIAGNOSTICS OF IND LLC | | 1 | 1 | 50% | 2 |
| Kroger 550 - The Little Clinic Bellevue | | 2 | | | 2 |
| SANTA ROSA COUNTY HEALTH DEPARTMENT | | | 2 | 100% | 2 |
| WALKONCLINIC | | | 2 | 100% | 2 |
| BAYLOR COLLEGE OF MEDICINE | | | 2 | 100% | 2 |
| CLINICA HISPANIA | | | 2 | 100% | 2 |
| CVS IN6572POCT INDIANAPOLIS | | 2 | | | 2 |
| Walgreens #10207 | | 2 | | | 2 |
| TRUE HEALTH INC | | | 2 | 100% | 2 |
| Huntington Health Care and Rehabilitation Center | | 2 | | | 2 |
| GINKGO-IXLAYER | | 2 | | | 2 |

COVID-19: testing by laboratory

Data through Feb 24, 2021 verified as of Feb 25, 2021 at 09:25 AM

Data in this report are provisional and subject to change.

The numbers in the table below represent the number of Florida and non-Florida residents for whom test results were received by the Department of Health. A person can be tested by more than one laboratory and can have both positive and negative results. **Therefore, the sum of the numbers in each column will be larger than the total number of people tested.**

| Reporting lab | Inconclusive | Negative | Positive | Percent positive | Total |
|--|--------------|----------|----------|------------------|-------|
| CONCENTRA - PLANT CITY | | 2 | | | 2 |
| SARASOTA IMMEDIATE CARE | | | 2 | 100% | 2 |
| NATHAN LITTAUER HOSPITAL LAB | | 2 | | | 2 |
| KIVA AT MOUNT DORA | | | 2 | 100% | 2 |
| MINUTECLINIC, DIAGNOSTIC OF TEXAS, LLC | | 2 | | | 2 |
| ADVANCED MEDICAL OF FLORIDA | | | 2 | 100% | 2 |
| SACRED HEART HOSPITAL ON THE EMERALD | | | 2 | 100% | 2 |
| LAKEVIEW HEALTH CARE SYSTEM LLC | | | 2 | 100% | 2 |
| CONCENTRA - ORLANDO SOUTH II | | 2 | | | 2 |
| Buena Vista Care Center | | 2 | | | 2 |
| MEDEXPRESS URGENT CARE - FORT SMITH | | 2 | | | 2 |
| NORTHWELL HEALTH | | | 2 | 100% | 2 |
| GENETIC ASSAYS INC | | | 2 | 100% | 2 |
| MINUTECLINIC, LLC #4507 | | 2 | | | 2 |
| Walgreens #9278 | | 2 | | | 2 |
| DOCTOR 4 U CLINIC | | | 2 | 100% | 2 |
| MEDEXPRESS URGENT CARE - CEDAR KNOLLS | | 2 | | | 2 |
| HEALTH AND WELLNESS URGENT CARE LLC | | | 2 | 100% | 2 |
| HAWAII DEPARTMENT OF HEALTH | | | 2 | 100% | 2 |
| RIVERSIDE METHODIST HOSPITAL LAB | | | 2 | 100% | 2 |
| MILFORD REGIONAL HOSPITAL | | | 2 | 100% | 2 |
| MINUTECLINIC DIAG OF IND, LLC #6908 | | 2 | | | 2 |
| UT AUSTIN UNIVERSITY HEALTH SERVICES | | | 2 | 100% | 2 |
| PANCARE HEALTH - SNEADS ELEMENTARY | | | 2 | 100% | 2 |
| NORTHEAST PEDIATRICS | | | 2 | 100% | 2 |
| SARASOTA MEMORIAL MEDICAL URGENT CARE CENTER | | | 2 | 100% | 2 |
| NAVAL BRANCH MEDICAL CLINIC | | | 2 | 100% | 2 |
| CHRISTUS SPOHN HOSPITAL | | | 2 | 100% | 2 |
| CITRUS DERMATOLOGY | | | 2 | 100% | 2 |
| MINUTECLINIC LLC (2335) | | 1 | 1 | 50% | 2 |
| CVS IL4778POCT EVANSTON | | 2 | | | 2 |
| VETERANS AFFAIRS MEDICAL CENTER - GREATER LOS ANGELES | | | 2 | 100% | 2 |
| APPLECARE VALDOSTA | | | 2 | 100% | 2 |
| STANFORD HEALTH CARE ANATOMIC PATHOLOGY & CLINICAL LAB | | | 2 | 100% | 2 |
| BERNHARDT LABORATORIES INC | | | 2 | 100% | 2 |
| ORMOND BEACH URGENT CARE | | | 2 | 100% | 2 |
| STEWART ST ELIZABETH MEDICAL CENTER | | | 2 | 100% | 2 |
| CLEARWATER PAIN MANAGEMENT ASSOCIATES | | | 2 | 100% | 2 |
| MD NOW URGENT CARE MEDICAL CENTERS INC | | | 2 | 100% | 2 |
| GIGI WOOD DAVIS DO-FAMILY MEDICINE | | 2 | | | 2 |
| DMC UNIVERSITY LABORATORIES | | 1 | 1 | 50% | 2 |
| VILLA HEALTH NH LLC | | | 2 | 100% | 2 |
| BAYCARE OUTREACH LAB | | | 2 | 100% | 2 |
| CVS SC2269POCT COLUMBIA | | 2 | | | 2 |
| LPG PRIMARY CARE AT PINE ISLAND | | 2 | | | 2 |
| Macon Valley Nursing and Rehabilitation Center | | 2 | | | 2 |
| ST JOSEPH'S HOSPITAL INC | | | 2 | 100% | 2 |

COVID-19: testing by laboratory

Data through Feb 24, 2021 verified as of Feb 25, 2021 at 09:25 AM

Data in this report are provisional and subject to change.

The numbers in the table below represent the number of Florida and non-Florida residents for whom test results were received by the Department of Health. A person can be tested by more than one laboratory and can have both positive and negative results. **Therefore, the sum of the numbers in each column will be larger than the total number of people tested.**

| Reporting lab | Inconclusive | Negative | Positive | Percent positive | Total |
|---|--------------|----------|----------|------------------|-------|
| NORTHSIDE FAMILY MEDICINE AND URGENT CARE (EAST COBB) | | 2 | | | 2 |
| HEALTH EXPRESS URGENT CARE | | | 2 | 100% | 2 |
| CLEVELAND CLINIC FLORIDA LABORATORY | | | 2 | 100% | 2 |
| AMICUS MEDICAL CENTER LLC | | | 2 | 100% | 2 |
| VELOCITY URGENT CARE | | | 2 | 100% | 2 |
| CENTRAL FLORIDA FAMILY HEALTH CENTER | | 2 | | | 2 |
| CVS PA2688POCT COLLEGEVILLE | | 2 | | | 2 |
| UK HEALTHCARE | | | 2 | 100% | 2 |
| ALL PEDIATRIC CARE PA | | | 2 | 100% | 2 |
| Kroger 448 - The Little Clinic Mason | | 2 | | | 2 |
| BEAUFORT MEMORIAL | | | 2 | 100% | 2 |
| METHODIST MANSFIELD MEDICAL CENTER | | | 2 | 100% | 2 |
| CAREWELL JW - WORCESTER LNC | | | 2 | 100% | 2 |
| LEXINGTON PLACE | | | 2 | 100% | 2 |
| RDX BIOSCIENCE INC | | | 2 | 100% | 2 |
| NEW YORK CITY CENTRAL COVID | | | 2 | 100% | 2 |
| EXPEDIAN URGENT CARE | | | 2 | 100% | 2 |
| EDGEWATER RETIREMENT MANOR | | | 2 | 100% | 2 |
| Kroger 853 - The Little Clinic East Broad Street | | 2 | | | 2 |
| MANASOTA PEDIATRICS | | | 2 | 100% | 2 |
| CVS SC7334POCT LEXINGTON | | 2 | | | 2 |
| ROPER HOSPITAL | | | 2 | 100% | 2 |
| MIDWAY SPECIALTY CARE RX LLC | | | 2 | 100% | 2 |
| FHCP ASC - ORANGE CITY | | | 2 | 100% | 2 |
| OAKMONT EAST- GREENVILLE SC, LLC | | 2 | | | 2 |
| NEWTON MEMORIAL HOSPITAL | | 2 | | | 2 |
| Kroger 571 - The Little Clinic Hendersonville | | 1 | 1 | 50% | 2 |
| MINUTECLINIC #2797 | | 2 | | | 2 |
| Chatham Nursing and Rehab Center | | 2 | | | 2 |
| PALM BEACH DIABETES & ENDOCRINE SPECIALISTS PA | | | 2 | 100% | 2 |
| UNIVERSTIY OF ILLINOIS HOSPITAL | | | 2 | 100% | 2 |
| NEMOURS CHILDREN'S URGEN CARE | | | 2 | 100% | 2 |
| OELWEIN HEALTH CARE CENTER | | 2 | | | 2 |
| FLORIDA DEPARTMENT OF HEALTH IN ALACHUA COUNTY - | | | 2 | 100% | 2 |
| CVS OH6149POCT UPPER ARLINGTON | | 1 | 1 | 50% | 2 |
| KETAMINE HEALTH CENTERS AT BONITA SPRINGS, LLC | | 2 | | | 2 |
| ST JOSEPH'S HOSPITAL NORTH LABORATORY | | | 2 | 100% | 2 |
| CVS NH6596POCT HAMPTON | | 2 | | | 2 |
| MEDEXPRESS URGENT CARE - BRIDGEVILLE | | 2 | | | 2 |
| MOBILE HEALTH LABS LLC | | | 2 | 100% | 2 |
| SHORE MEDICAL CENTER | | 2 | | | 2 |
| PM PEDIATRICS OF BAYSIDE PLLC - HOPEWELL JUNCTION | | 2 | | | 2 |
| WHITESANDS OUTPATIENT TREATMENT | | 2 | | | 2 |
| BROOKS -TLC HOSPITAL SYSTEM | | | 2 | 100% | 2 |
| INTERCOASTAL FAMILY PRATICE | | | 2 | 100% | 2 |
| CVS MA1006POCT BROCKTON | | 2 | | | 2 |
| MATHER HOSPITAL | | | 2 | 100% | 2 |

COVID-19: testing by laboratory

Data through Feb 24, 2021 verified as of Feb 25, 2021 at 09:25 AM

Data in this report are provisional and subject to change.

The numbers in the table below represent the number of Florida and non-Florida residents for whom test results were received by the Department of Health. A person can be tested by more than one laboratory and can have both positive and negative results. **Therefore, the sum of the numbers in each column will be larger than the total number of people tested.**

| Reporting lab | Inconclusive | Negative | Positive | Percent positive | Total |
|---|--------------|----------|----------|------------------|-------|
| UC CORAL GABLES | | | 2 | 100% | 2 |
| JBSA-SAM HOUSTON | | | 2 | 100% | 2 |
| FALCON HEALTH CENTER | | | 2 | 100% | 2 |
| SPRINGHILL SENIOR RESIDENCE | | 2 | | | 2 |
| TMH PHYSICIAN PARTNERS MONTICELLO | | 1 | 1 | 50% | 2 |
| SOUTHERN BREEZE HEALTHCARE | | 1 | 1 | 50% | 2 |
| SUMMIT URGENT CARE PS | | | 2 | 100% | 2 |
| ADVENTHEALTH EAST ORLANDO EMPLOYEE CLINIC | | 2 | | | 2 |
| SIGNAL DIAGNOSTICS DBA FLOWHEALTH LABS | | | 2 | 100% | 2 |
| TEXAS HEALTH CARE | | | 2 | 100% | 2 |
| WELL HEALTH LABS | | | 2 | 100% | 2 |
| PALM CITY NURSING AND REHAB CENTER | | | 2 | 100% | 2 |
| WALGREENS #05477 | | 2 | | | 2 |
| COMMUNITY HEALTH CENTERS INC | | | 2 | 100% | 2 |
| TRINITAS REGIONAL MEDICAL CENTER | | 1 | 1 | 50% | 2 |
| MINUTECLINIC DIAGNOSTIC, PA #10252 | | 2 | | | 2 |
| CEDARS-SINAI MEDICAL CENTER | | | 2 | 100% | 2 |
| MEDEXPRESS URGENT CARE-WILKINS TOWNSHIP, WILLIAM PENN HIGHWAY | | 2 | | | 2 |
| CVS CT288POCT BRISTOL | | 2 | | | 2 |
| BOSTON MEDICAL CENTER | | | 2 | 100% | 2 |
| PLASMA MED RESEARCH DBA | | 2 | | | 2 |
| MEDEXPRESS URGENT CARE - LINCOLN N 26T | | 2 | | | 2 |
| FLORIDA COMMUNITY HEALTH CENTERS, INC. | | | 2 | 100% | 2 |
| LEGACY ER AND URGENT CARE | | | 2 | 100% | 2 |
| WALGREENS #13605 | | 2 | | | 2 |
| AFC URGENT CARE CLEVELAND | | | 2 | 100% | 2 |
| CVS TX5877POCT PEARLAND | | 2 | | | 2 |
| MIDDLEBURG PEDIATRICS | | | 2 | 100% | 2 |
| CVS PA7611POCT ALLISON PARK | | 2 | | | 2 |
| CHNJ | | 2 | | | 2 |
| UT PATH | | | 2 | 100% | 2 |
| BAYSTATE MEDICAL CENTER | | 1 | 1 | 50% | 2 |
| Kroger 687 - The Little Clinic Sugar Hill | | 1 | 1 | 50% | 2 |
| AFTER HOURS PEDS | | | 2 | 100% | 2 |
| Garden Isle Healthcare and Rehabilitation Center | | 2 | | | 2 |
| NEW YORK PSYCHIATRIC INSTITUTE | | 2 | | | 2 |
| HOLY FAMILY MEDICAL CENTER | | 1 | 1 | 50% | 2 |
| BELLIN HOSPITAL | | | 2 | 100% | 2 |
| RELIANCE MEDICAL CENTER | | | 2 | 100% | 2 |
| DAYTON CHILDRENS HOSPITAL LAB | | | 2 | 100% | 2 |
| MARCO ISLAND HOSPITAL INC D/B/A | | 1 | 1 | 50% | 2 |
| SCIENTIFIC LABORATORY COMPANY | | 2 | | | 2 |
| MIAMI DADE MEDICAL RESEARCH INSTITUTE | | | 2 | 100% | 2 |
| CITY OF NEW YORK DEPARTMENT OF HEALTH | | | 2 | 100% | 2 |
| SUNCOAST BLOOD BANK | | | 2 | 100% | 2 |
| LILY PHARMACY | | 2 | | | 2 |
| MEDEXPRESS URGENT CARE - BROOKHAVEN | | 2 | | | 2 |

COVID-19: testing by laboratory

Data through Feb 24, 2021 verified as of Feb 25, 2021 at 09:25 AM

Data in this report are provisional and subject to change.

The numbers in the table below represent the number of Florida and non-Florida residents for whom test results were received by the Department of Health. A person can be tested by more than one laboratory and can have both positive and negative results. **Therefore, the sum of the numbers in each column will be larger than the total number of people tested.**

| Reporting lab | Inconclusive | Negative | Positive | Percent positive | Total |
|--|--------------|----------|----------|------------------|-------|
| JUPITER PEDIATRIC ASSOCIATES, PA | | 1 | 1 | 50% | 2 |
| SPECTRUM HEALTH | | | 2 | 100% | 2 |
| MEDEXPRESS URGENT CARE - LEDGEWOOD | | 2 | | | 2 |
| DIVERSE MEDICAL CARE LLC | | | 2 | 100% | 2 |
| VALLEY MEDICAL LABORATORY | | | 2 | 100% | 2 |
| VALUE DRUGS BRONXVILLE INC | | 2 | | | 2 |
| ADVANCE FAMILY PRACTICE LLC□ | | | 2 | 100% | 2 |
| FLORIDA CLINICAL LABORATORY INC | | | 2 | 100% | 2 |
| HPH HOME CARE | | 1 | 1 | 50% | 2 |
| QUEST DIAGNOSTICS INCORPORATED | | | 2 | 100% | 2 |
| POMERENE HOSPITAL | | | 2 | 100% | 2 |
| MD NOW URGENT CARE CENTER INC. | | | 2 | 100% | 2 |
| JULIE STAATS DO | | 2 | | | 2 |
| BUFFALO CROSSINGS HEALTHCARE AND REHABILITATION CENTER | | | 2 | 100% | 2 |
| FAMILY FIRST PEDIATRICS | | | 2 | 100% | 2 |
| UVA HEALTH SYSTEM MEDICAL LABORATORIES | | | 2 | 100% | 2 |
| MADISON HOSPITAL LABORATORY | | | 2 | 100% | 2 |
| DOCTORS MEDICAL CTR OF WALTON COUNTY | | | 2 | 100% | 2 |
| GREEN POINT RX INC DBA ALTRU CHEMISTS | | 2 | | | 2 |
| STATCARE URGENT AND WALK-IN | | | 2 | 100% | 2 |
| CIGNA GATEWAY | | | 2 | 100% | 2 |
| MEDEXPRESS URGENT CARE-BLOOMFIELD AVEN | | 2 | | | 2 |
| LAWRENCE GENERAL HOSPITAL | | | 2 | 100% | 2 |
| NEW GEN LABS | | | 2 | 100% | 2 |
| MAIN STREET MEDICAL CENTERS | | 2 | | | 2 |
| CROSSROADS | | | 2 | 100% | 2 |
| Providence of Sparta Health and Rehabilitation | | 2 | | | 2 |
| CAMBRIDGE SECURITY SERVICES | | 2 | | | 2 |
| CVS TX2263POCT SAN ANTONIO | | 2 | | | 2 |
| FLORIDA DEPARTMENT OF HEALTH IN ESCAMBIA COUNTY | | 1 | 1 | 50% | 2 |
| PALMETTO FAMILY HEALTH CENTER | | | 2 | 100% | 2 |
| 441 URGENT CARE-MULBERRY | | | 2 | 100% | 2 |
| PATIENT FIRST MEDICAL CENTER-CARYTOWN | | | 2 | 100% | 2 |
| DOCTOR'S IN-HOUSE LAB/COMMUNITY HEALTH CENTERS OF PINELLAS – JOHNNIE R | | | 2 | 100% | 2 |
| BRANDYWYNE HEALTH CARE CENTER | | | 2 | 100% | 2 |
| PM PEDIATRICS OF SELDEN, PLLC | | 2 | | | 2 |
| MEMORIAL HERMANN | | | 2 | 100% | 2 |
| Beth Sholom Home of Eastern Virginia | | 1 | 1 | 50% | 2 |
| NORTH OKALOOSA PHYSICIAN GRP - WALK IN CLINIC | | | 2 | 100% | 2 |
| Sears Coastal Nursing and Rehab | | 2 | | | 2 |
| WURLAND NURSING AND REHABILITATION, L | | 2 | | | 2 |
| LIFT HEALTH | | 2 | | | 2 |
| SUMMERFIELD RETIREMENT LIVING, INC | | | 2 | 100% | 2 |
| Van Wert Manor | | 2 | | | 2 |
| VOLUNTEERS OF AMERICA OF FLORIDA | | | 2 | 100% | 2 |
| UMHC HOLLYWOOD LABORATORY | | | 2 | 100% | 2 |
| MERCY HEALTH LAB | | 1 | 1 | 50% | 2 |

COVID-19: testing by laboratory

Data through Feb 24, 2021 verified as of Feb 25, 2021 at 09:25 AM

Data in this report are provisional and subject to change.

The numbers in the table below represent the number of Florida and non-Florida residents for whom test results were received by the Department of Health. A person can be tested by more than one laboratory and can have both positive and negative results. **Therefore, the sum of the numbers in each column will be larger than the total number of people tested.**

| Reporting lab | Inconclusive | Negative | Positive | Percent positive | Total |
|--|--------------|----------|----------|------------------|-------|
| DALLAS BAPTIST UNIVERSITY - HEALTH SERVICES | | | 2 | 100% | 2 |
| CVS M08555POCT KANSAS CITY | | 2 | | | 2 |
| MINUTECLINIC DIAGNOSTIC OF OHIO #6192 | | 2 | | | 2 |
| REGIONAL MEDICAL CENTER BAYONET POINT | | | 2 | 100% | 2 |
| CHEROKEE COUNTY HEALTH AND REHAB CENTER | | 2 | | | 2 |
| ALL4KIDZ PEDIATRICS LLC | | 2 | | | 2 |
| FLORIDA MEDICAL CLINIC, LLC | | | 2 | 100% | 2 |
| SOUTHERN TENNESSEE MEDICAL CENTER | | | 2 | 100% | 2 |
| CVS NC3803POCT MOORESVILLE | | 2 | | | 2 |
| BENEVA LAKES ASSISTED LIVING CENTER | | | 2 | 100% | 2 |
| UNIVERSITY OF MARYLAND MEDICAL CENTER | | | 2 | 100% | 2 |
| MAYO CLINIC GROUP PRACTICE LABORATORY | | | 2 | 100% | 2 |
| UW HOSPITAL AND CLINICS | | 1 | 1 | 50% | 2 |
| ACCESS MEDICAL GROUP OF FLORIDA CITY | | | 2 | 100% | 2 |
| Iron County Medical Care Facility | | 2 | | | 2 |
| LONGWOOD FAMILY MEDICINE | | | 2 | 100% | 2 |
| Lakeside Oaks Care Center | | | 2 | 100% | 2 |
| GERM BUSTERS 911 LLC | | | 2 | 100% | 2 |
| AUGUSTA HEALTH SKILLED CARE | | | 2 | 100% | 2 |
| BOSTON PUBLIC HEALTH COMMISSION | | | 2 | 100% | 2 |
| Alden Des Plaines | | | 2 | 100% | 2 |
| SOUTH TAMPA AFTER HOURS CLINIC | | | 2 | 100% | 2 |
| FLORIDA KEYS PED & ADOLES CTR | | | 2 | 100% | 2 |
| CVS PA10034POCT PITTSBURGH | | 2 | | | 2 |
| TULANE MEDICAL CENTER | | | 2 | 100% | 2 |
| Kroger 596 - The Little Clinic Brentwood | | 2 | | | 2 |
| OCALA REGIONAL KIDNEY CENTER EAST | | | 2 | 100% | 2 |
| EXPRESSCARE URGENT CARE CENTER | | | 2 | 100% | 2 |
| MEASE MANOR MEMORY CARE | | 2 | | | 2 |
| PREMIER MEDICAL LABORATORY | | | 2 | 100% | 2 |
| JOHN D. ARCHBOLD MEM. HOSPITAL | | | 2 | 100% | 2 |
| NORTH DAKOTA VETERANS HOME | | 2 | | | 2 |
| PREMIER PEDIATRICS | | | 2 | 100% | 2 |
| University Plaza Rehabilitation and Nursing | | | 2 | 100% | 2 |
| CITRUS PARK | | | 2 | 100% | 2 |
| NOVA SOUTHEASTERN UNIVERSITY - STUDENT MEDICAL CTR | | | 2 | 100% | 2 |
| University Center East | | | 2 | 100% | 2 |
| TAMPA INTERNATIONAL AIRPORT | | | 2 | 100% | 2 |
| UNIVERISTY OF MEMPHIS ATHLETIC TRAINI | | 2 | | | 2 |
| MEDICAL ASSOCIATES OF BREVARD DR S VYAS | | | 2 | 100% | 2 |
| ONTARIO COUNTY PUBLIC HEALTH | | 2 | | | 2 |
| WALGREENS #07936 | | 2 | | | 2 |
| Church Creek SNF | | | 2 | 100% | 2 |
| CVS IL7017POCT BLOOMINGTON | | 2 | | | 2 |
| MEDEXPRESS URGENT CARE - MARTINSVILLE | | 2 | | | 2 |
| First Care Living Center/Essentia Health | | | 2 | 100% | 2 |
| MIDLAND MEMORIAL HOSPITAL | | | 2 | 100% | 2 |

COVID-19: testing by laboratory

Data through Feb 24, 2021 verified as of Feb 25, 2021 at 09:25 AM

Data in this report are provisional and subject to change.

The numbers in the table below represent the number of Florida and non-Florida residents for whom test results were received by the Department of Health. A person can be tested by more than one laboratory and can have both positive and negative results. **Therefore, the sum of the numbers in each column will be larger than the total number of people tested.**

| Reporting lab | Inconclusive | Negative | Positive | Percent positive | Total |
|--|--------------|----------|----------|------------------|-------|
| FRESENIUS KIDNEY CARE | | | 2 | 100% | 2 |
| ARLINGTON DIALYSIS CENTER LLC | | 2 | | | 2 |
| LIFESPRING COMMUNITY HEALTH | | 2 | | | 2 |
| WHOLE CHILD PEDIATRICS | | | 2 | 100% | 2 |
| GULF COAST IMMEDIATE CARE CENTER | | 1 | 1 | 50% | 2 |
| ONE MEDICAL GROUP | | 1 | 1 | 50% | 2 |
| HUMILITY OF MARY HEALTH PARTNERS | | | 2 | 100% | 2 |
| OCALA REGIONAL KIDNEY CENTER-WEST | | | 2 | 100% | 2 |
| REGIONS HOSPITAL LABORATORY | | | 2 | 100% | 2 |
| CARE 365 | | | 2 | 100% | 2 |
| MEDEXPRESS URGENT CARE - ANDERSON | | 2 | | | 2 |
| EASTSIDE SPORTS COMPLEX | | | 2 | 100% | 2 |
| SUNBRIDGE CARE & REHAB FOR DECATUR | | 2 | | | 2 |
| DURAND SENIOR CARE & REHAB CENTER | | 2 | | | 2 |
| SPRINGS MEDICAL LAB | | 1 | 1 | 50% | 2 |
| CARE NOW DENTON | | | 2 | 100% | 2 |
| MINUTE CLINIC DIAGNOSTIC OF KANSAS PA | | 2 | | | 2 |
| POINT OF CARE PRIVATE HEALTH MANAGEMENT | | | 2 | 100% | 2 |
| NATIONWIDE LABORATORY SERVICES | | 1 | 1 | 50% | 2 |
| PM PEDIATRICS OF BAYSIDE, PLLC - MANHASSET | | 2 | | | 2 |
| Kroger 739 - The Little Clinic La Grange Road | | 2 | | | 2 |
| ILLINOIS DEPT OF PUBLIC HEALTH LABS | | | 2 | 100% | 2 |
| BMC/JACSONVILLE | | 1 | 1 | 50% | 2 |
| ASCENSION ST MICHAEL'S HOSPITAL LAB | | 1 | 1 | 50% | 2 |
| CENTRAL ARKANSAS VETERANS HEALTHCARE SYSTEM - VETERANS AFFAIRS | | | 2 | 100% | 2 |
| TGH Brandon Healthplex Laboratory | | | 2 | 100% | 2 |
| WILSON MEMORIAL HOSPITAL | | | 2 | 100% | 2 |
| MEDICAL CENTER LABORATORY | | | 2 | 100% | 2 |
| UF KANAPAHA LAB BEAKER | | 2 | | | 2 |
| NYUMC CLINICAL LABORATORIES | | | 2 | 100% | 2 |
| FL DEPT OF HEALTH MARION COUNTY MOBILE HEALTH UNIT | | | 2 | 100% | 2 |
| ELMHURST MEMORIAL HOSPITAL | | | 2 | 100% | 2 |
| MEDEXPRESS URGENT CARE - SPRINGFIELD, COOLEY ST | | 2 | | | 2 |
| JMC TALLAHASSEE, LLC | | | 2 | 100% | 2 |
| JORDAN VALLEY MEDICAL CENTER | | | 2 | 100% | 2 |
| CVS IL3163POCT OAK PARK | | 2 | | | 2 |
| DEKALB MEDICAL CENTER LABORATORY | | | 2 | 100% | 2 |
| NEMOURS CHILDREN'S PRIMARY CARE OF VERO BEACH | | | 2 | 100% | 2 |
| MINUTECLINIC DIAGNOSTIC OF PA LLC | | 2 | | | 2 |
| ST. MARY'S MEDICAL CENTER EVANSVILLE, INC | | | 2 | 100% | 2 |
| FLORIDA PRIMARY CARE CENTER PA | | 2 | | | 2 |
| TRUSTBRIDGE | | | 2 | 100% | 2 |
| NATIONAL JEWISH HEALTH | | | 2 | 100% | 2 |
| MINUTECLINIC #1773 | | 2 | | | 2 |
| Sevierville Health and Rehabilitation | | 2 | | | 2 |
| SWEETWATER NURSING CENTER | | 2 | | | 2 |
| FLORIDA DEPARTMENT OF HEALTH PINELLAS COUNTY- | | | 2 | 100% | 2 |

COVID-19: testing by laboratory

Data through Feb 24, 2021 verified as of Feb 25, 2021 at 09:25 AM

Data in this report are provisional and subject to change.

The numbers in the table below represent the number of Florida and non-Florida residents for whom test results were received by the Department of Health. A person can be tested by more than one laboratory and can have both positive and negative results. **Therefore, the sum of the numbers in each column will be larger than the total number of people tested.**

| Reporting lab | Inconclusive | Negative | Positive | Percent positive | Total |
|--|--------------|----------|----------|------------------|-------|
| ORLANDO HEALTH PHYSICIAN GROUP | | | 2 | 100% | 2 |
| PROVIDENCE LABORATORY SERVICES | | 2 | | | 2 |
| TEXAS REGIONAL ASTHMA & ALLERGY CENTER | | | 2 | 100% | 2 |
| MOUNT SINAI AVENTURA DIAGNOSTIC CENTER | | | 2 | 100% | 2 |
| FAMILY CARE SPECIALISTS OF ORLANDO | | | 2 | 100% | 2 |
| KANSAS CITY VA MEDICAL CENTER | | | 2 | 100% | 2 |
| ENVOY OF FORK UNION, LLC DBA ENVOY AT THE VILLAGE | | 2 | | | 2 |
| CVS RI326POCT NORTH SMITHFIELD | | 2 | | | 2 |
| NEMOURS CHILDREN'S URGENT CARE LAKE NONA | | | 2 | 100% | 2 |
| MAYO CLINIC COUMADIN CLINIC LABORATORY | | 1 | 1 | 50% | 2 |
| SCDHEC BUREAU OF LABORATORIES | | | 2 | 100% | 2 |
| RAPID RESULT CORP LLC | | 1 | 1 | 50% | 2 |
| NEW BRIDGE MEDICAL CENTER | | 2 | | | 2 |
| FLORIDA DEPARTMENT OF HEALTH (FDOH) | | | 2 | 100% | 2 |
| OUR LADY OF THE LAKE REGIONAL MEDICAL CENTER | | | 2 | 100% | 2 |
| AIRPORT CLINIC | | | 2 | 100% | 2 |
| SANFORD REGIONAL HOSPITAL WORTHINGTON | | 2 | | | 2 |
| HARRINGTON PARK HEALTH AND REHAB | | 2 | | | 2 |
| Elba Nursing and Rehabilitation Center, LLC | | 2 | | | 2 |
| EXCEPTIONAL EMERGENCY CENTER - AMARILLO | | | 2 | 100% | 2 |
| ROCKEFELLER UNIVERSITY CLINICAL GENOMICS LABORATOR | | 2 | | | 2 |
| CARTER BLOOD CARE | | | 2 | 100% | 2 |
| ACKERMAN CANCER CENTER | | 2 | | | 2 |
| CVS MO10151POCT SPRINGFIELD | | 1 | 1 | 50% | 2 |
| ADVENTIST HINSDALE HOSPITAL LABORATORY | | | 2 | 100% | 2 |
| Medilodge of Montrose | | 2 | | | 2 |
| MIDWAY PRIMARY CARE LLC | | 2 | | | 2 |
| DASCENA LAB | | | 2 | 100% | 2 |
| LIFELINK OF FLORIDA | | 1 | 1 | 50% | 2 |
| CHAPPEL GROUP RESEARCH, THE | | 2 | | | 2 |
| LINIL VISITING NURSES, INC | | 2 | | | 2 |
| UTMB PATHOLOGY CLINICAL SERVICES LABORATORY | | | 2 | 100% | 2 |
| EAST NAPLES PEDIATRICS | | | 2 | 100% | 2 |
| STARMED FAMILY & URGENT CARE | | | 2 | 100% | 2 |
| PREVENTIVE HEALTH PARTNERS I L S C | | 2 | | | 2 |
| Kroger 522 - The Little Clinic Gahanna | | 1 | 1 | 50% | 2 |
| Luther Acres Manor | | 2 | | | 2 |
| MANSFIELD MEDICAL LODGE | | | 2 | 100% | 2 |
| COASTAL MEDICAL LAB | | | 2 | 100% | 2 |
| ACCESS CARE MEDICAL GROUP LLC | | 2 | | | 2 |
| MEDAILLE COLLEGE WELLNESS CENTER | | 2 | | | 2 |
| THE HOSPITAL OF PROVIDENCE EMERGENCY ROOM | | | 2 | 100% | 2 |
| STOP URGENT CARE | | | 2 | 100% | 2 |
| MALABAR FAMILY PRACTICE | | 1 | 1 | 50% | 2 |
| SERENADES BY SONATA | | 1 | 1 | 50% | 2 |
| Cedar Valley Nursing & Rehab Center | | 2 | | | 2 |
| DOCTORS CARE OF PALM COAST | | | 2 | 100% | 2 |

COVID-19: testing by laboratory

Data through Feb 24, 2021 verified as of Feb 25, 2021 at 09:25 AM

Data in this report are provisional and subject to change.

The numbers in the table below represent the number of Florida and non-Florida residents for whom test results were received by the Department of Health. A person can be tested by more than one laboratory and can have both positive and negative results. **Therefore, the sum of the numbers in each column will be larger than the total number of people tested.**

| Reporting lab | Inconclusive | Negative | Positive | Percent positive | Total |
|---|--------------|----------|----------|------------------|-------|
| Manor Care-Kingston Court of York PA, LLC | | 2 | | | 2 |
| FLORIDA MEDICAL CLINIC RADIOLOGY DALE MABRY | | 2 | | | 2 |
| CVS OH6185POCT PICKERINGTON | | 2 | | | 2 |
| BIOHEALTH MEDICAL LAB INC | | | 2 | 100% | 2 |
| SPRINGFIELD HOSPITAL LABORATORY | | | 2 | 100% | 2 |
| FIRST CHOICE MEDICAL PC | | | 2 | 100% | 2 |
| INSPIRIT SENIOR LIVING | | | 2 | 100% | 2 |
| BRENTWOOD AT FORE RANCH | | | 2 | 100% | 2 |
| ST. ELIZABETH HEALTHCARE | | | 2 | 100% | 2 |
| MEMORIAL HERMANN CONSOLIDATED LABORATORY SERVICES | | | 2 | 100% | 2 |
| OAKBRIDGE TERRACE AT SAE | | | 2 | 100% | 2 |
| COMMUNITY HEALTH CENTERS OF PINELLAS, INC | | | 2 | 100% | 2 |
| SAFE PMC | | 2 | | | 2 |
| CARESPOT URGENT CARE | | 1 | 1 | 50% | 2 |
| Kroger 412 - The Little Clinic Oxford | | 2 | | | 2 |
| MINUTECLINIC DIAGNOSTIC OF NEVADA-9586 | | 1 | 1 | 50% | 2 |
| CORNERSTONE MEDICAL CARE OF BRANDON | | 2 | | | 2 |
| HOLY TRINITY PHARMACY LLC | | 2 | | | 2 |
| ADVENT HEALTH CENTRAL TEXAS | | 1 | 1 | 50% | 2 |
| MINUTECLINIC DIAG OF IND LLC #1138 | | 1 | 1 | 50% | 2 |
| CREATIVE HEALTH CENTER | | | 2 | 100% | 2 |
| BAYMEADOWS PRIMARY CARE | | 2 | | | 2 |
| MINUTECLINIC DIAGNOSTIC OF VIRGINIA, LLC | | 2 | | | 2 |
| LOWELL GENERAL HOSPITAL | | | 2 | 100% | 2 |
| CONEMAUGH MEMORIAL MEDICAL CENTER | | 2 | | | 2 |
| CITRUS HEALTH NETWORK INC | | | 2 | 100% | 2 |
| DEPT OF HEALTH | | | 2 | 100% | 2 |
| IN & OUT URGENT CARE METAIRIE | | | 2 | 100% | 2 |
| CVS NC2771POCT CLAYTON | | 1 | 1 | 50% | 2 |
| THE RIM URGENT CARE | | | 2 | 100% | 2 |
| MEDEXPRESS URGENT CARE, LANCASTER WEST | | 1 | 1 | 50% | 2 |
| BAYLOR SCOTT & WHITE COMPREHENSIVE WOUND | | | 2 | 100% | 2 |
| DELRAY BEACH HEALTH CENTER | | | 2 | 100% | 2 |
| SOUTHEAST GEORGIA HEALTH SYSTEM | | | 2 | 100% | 2 |
| HAMILTON COUNTY HEALTH DEPARTMENT | | 2 | | | 2 |
| TRINITY DIALYSIS | | | 2 | 100% | 2 |
| BIOMAT USA | | | 2 | 100% | 2 |
| ROCKWALL URGENT CARE | | | 2 | 100% | 2 |
| MEDEXPRESS URGENT CARE FOX CHAPEL | | 2 | | | 2 |
| MINUTECLINIC, LLC (CLINIC 10928) | | 2 | | | 2 |
| VA OUTPATIENT PHARMACY | | | 2 | 100% | 2 |
| Kroger 127 - The Little Clinic Lakewood-Alameda | | 2 | | | 2 |
| DRR JMC URGENT CARE DONALD ROSS | | | 2 | 100% | 2 |
| Hartwell Health and Rehabilitation | | 2 | | | 2 |
| WOMENS CARE FLORIDA LLC-LABORATORY | | 2 | | | 2 |
| Hackensack Univ Medical Center At Pasc | | 1 | 1 | 50% | 2 |
| FLORIDA MEDICAL CLINIC CARDIOLOGY-ZH | | | 2 | 100% | 2 |

COVID-19: testing by laboratory

Data through Feb 24, 2021 verified as of Feb 25, 2021 at 09:25 AM

Data in this report are provisional and subject to change.

The numbers in the table below represent the number of Florida and non-Florida residents for whom test results were received by the Department of Health. A person can be tested by more than one laboratory and can have both positive and negative results. **Therefore, the sum of the numbers in each column will be larger than the total number of people tested.**

| Reporting lab | Inconclusive | Negative | Positive | Percent positive | Total |
|---|--------------|----------|----------|------------------|-------|
| SUNCOAST COMMUNITY HEALTH CENTERS INC | | 2 | | | 2 |
| MEDEXPRESS URGENT CARE-SELINGSGROVE | | 2 | | | 2 |
| BRITO MEDICAL CENTER | | | 2 | 100% | 2 |
| CLEVELAND CLINIC IMAGING | | | 2 | 100% | 2 |
| INTERNAL MEDICINE & PEDIATRICS WELLNESS CENTER | | | 2 | 100% | 2 |
| BAYSHORE MEDICAL CENTER | | | 2 | 100% | 2 |
| MISSION HOSPITAL REGIONAL MEDICAL CENTER | | | 2 | 100% | 2 |
| TWELVE OAKS RECOVERY CENTER | | | 2 | 100% | 2 |
| BAPTIST HEALTHCARE - LAKEVIEW CENTER INC | | 2 | | | 2 |
| Piney Grove Nursing and Rehabilitation Center | | 2 | | | 2 |
| GALEN BAYLOR EXTENSION | | 2 | | | 2 |
| UWMC MONTLAKE DEPT OF LAB MED | | | 2 | 100% | 2 |
| BROOKSVILLE DIALYSIS | | | 2 | 100% | 2 |
| PRIMARY HEALTH CARE ASSOCIATES INC | | | 2 | 100% | 2 |
| YOUTH AND YOU, INC | | 2 | | | 2 |
| CENTRAL FLORIDA PRIMARY CARE | | | 2 | 100% | 2 |
| Iowa Veterans Home | | 2 | | | 2 |
| CRUC CMCH-COVID-19 | | 2 | | | 2 |
| CLINICAL CARE INC | | | 2 | 100% | 2 |
| LACORP | | 1 | 1 | 50% | 2 |
| GASTROENTEROLOGY ASSOCIATES | | | 2 | 100% | 2 |
| Kroger 328 - The Little Clinic Henderson Road | | 2 | | | 2 |
| Georgiana Health and Rehabilitation, LLC | | 2 | | | 2 |
| CONWAY MEDICAL CENTER | | | 2 | 100% | 2 |
| CVS PA1193POCT JENKINTOWN | | 2 | | | 2 |
| INTERNAL MEDICINE ASSOCIATES-DUNELLON | | | 2 | 100% | 2 |
| MAWD PATHOLOGY GROUP | | | 2 | 100% | 2 |
| HEALTH FIRST MEDICAL GROUP | | | 2 | 100% | 2 |
| Birchaven | | 2 | | | 2 |
| MARTIN MEDICAL CENTER INC | | 1 | 1 | 50% | 2 |
| LABRADOR PRIMARY CARE CENTER | | | 2 | 100% | 2 |
| MEDEXPRESS URGENT CARE - JEANNETTE | | 2 | | | 2 |
| RCA LABORATORY SERVICES LLC | | | 2 | 100% | 2 |
| SOUTHERN SURGICAL ARTS | | 2 | | | 2 |
| BAY CORRECTIONAL AND REHABILITATION FACILITY | | | 2 | 100% | 2 |
| Lake Charles Healthcare LLC dba Landmark Lake Charles | | | 2 | 100% | 2 |
| CATHOLIC HEALTH LABORATORY SERVICES | | 2 | | | 2 |
| ADVENTHEALTH IMAGING LAKE NONA | | | 2 | 100% | 2 |
| UNIVERSITY OF MISSOURI HEALTH CARE | | | 2 | 100% | 2 |
| GOUVERNEUR HOSPITAL LABORATORY | | 2 | | | 2 |
| St. Josephs Hospital | | | 2 | 100% | 2 |
| SPECTRA LABS | | 1 | 1 | 50% | 2 |
| MEDEXPRESS URGENT CARE - SPRINGDALE, S 40TH STREET | | 2 | | | 2 |
| CSS- TWELVE OAKS | | | 2 | 100% | 2 |
| MAJESTIC GUARDIANS | | | 2 | 100% | 2 |
| WILLAMETTE VALLEY TOXICOLOGY LLC | | 2 | | | 2 |
| BD MEDICAL SYSTEMS | | | 2 | 100% | 2 |

COVID-19: testing by laboratory

Data through Feb 24, 2021 verified as of Feb 25, 2021 at 09:25 AM

Data in this report are provisional and subject to change.

The numbers in the table below represent the number of Florida and non-Florida residents for whom test results were received by the Department of Health. A person can be tested by more than one laboratory and can have both positive and negative results. **Therefore, the sum of the numbers in each column will be larger than the total number of people tested.**

| Reporting lab | Inconclusive | Negative | Positive | Percent positive | Total |
|---|--------------|----------|----------|------------------|-------|
| PICHARDO CLINIC, THE | | | 2 | 100% | 2 |
| GULF COAST MEDICAL CENTER RESPIRATORY CARE | | | 2 | 100% | 2 |
| ADVENTHEALTH MEDICAL GROUP PEDIATRICS AT APOPKA | | 2 | | | 2 |
| MAGNOLIA ADULT, LLC | | | 2 | 100% | 2 |
| MEMORIAL HOSPITAL OF SOUTH BEND | | | 2 | 100% | 2 |
| BOONES CREEK URGENT CARE | | 1 | 1 | 50% | 2 |
| Greystone Nursing and Rehab, LLC | | | 2 | 100% | 2 |
| LAB CORP OF AMER SAN DIEGO | | | 2 | 100% | 2 |
| US LABS | | 2 | | | 2 |
| APC PEDIATRICS | | | 2 | 100% | 2 |
| NYU LANGONE HUNTINGTON MEDICAL GROUP | | 2 | | | 2 |
| MEDEXPRESS URGENT CARE - WEXFORD | | 2 | | | 2 |
| Avanti Wellness and Rehab | | | 2 | 100% | 2 |
| ACCESS LABORATORIES LLC | | | 2 | 100% | 2 |
| WISCONSIN STATE LABORATORY OF HYGIENE | | 1 | 1 | 50% | 2 |
| RAPID MEDLAB (004MO) | | 2 | | | 2 |
| COOPER CLINIC | | | 2 | 100% | 2 |
| PRECISION CLINICAL RESEARCH | | | 2 | 100% | 2 |
| CVS NV2928POCT LAS VEGAS | | 2 | | | 2 |
| CERTIVIA LABORATORIES | | | 2 | 100% | 2 |
| CVS PA258POCT MCKEES ROCKS | | 2 | | | 2 |
| JACKSONVILLE VA OPC | | | 2 | 100% | 2 |
| UNITED MEMORIAL MEDICAL CENTER | | | 2 | 100% | 2 |
| POPLAR HEALTHCARE | | | 2 | 100% | 2 |
| NEBRASKA MEDICAL CENTER | | | 2 | 100% | 2 |
| MINUTE CLINIC DIAGNOSTIC OF VIRGINIA, LLC #6292 | | 2 | | | 2 |
| AUSTIN REGIONAL CLINIC MICROBIOLOGY LAB | | | 2 | 100% | 2 |
| SIGNATURE CARE LEWISVILLE-EMERGENCY CENTER | | 1 | 1 | 50% | 2 |
| DELRAY BEACH HEALTH DEPT LAB | | | 2 | 100% | 2 |
| Stillwater Healthcare | | 2 | | | 2 |
| 320 S TRANSIT ST | | 2 | | | 2 |
| Jackson Health Care Facility | | | 2 | 100% | 2 |
| ASPIRUS RIVERVIEW HOSPITAL & CLINICS INC | | 1 | 1 | 50% | 2 |
| FLORIDA MEDICAL CENTER | | | 2 | 100% | 2 |
| COLUMBIA COTTAGE | | 2 | | | 2 |
| NORTH MCALLEN PEDIATRIC CENTER | | | 2 | 100% | 2 |
| CLINICAL CARE ASSOCIATES | | | 2 | 100% | 2 |
| VIRGINIA DEPT OF HEALTH OFFICE OF EPIDEMIOLOGY | | | 2 | 100% | 2 |
| JUST BELIEVE RECOVERY CENTER | | | 2 | 100% | 2 |
| Tidelands Health Rehabilitation Hospital | | | 2 | 100% | 2 |
| BERGEN COUNTY SURGICAL AND ENDOSCOPY CENTER | | 2 | | | 2 |
| LAKE BALDWIN | | | 2 | 100% | 2 |
| Alden Terrace of McHenry | | | 2 | 100% | 2 |
| SPECIALTY LABORATORIES | | | 2 | 100% | 2 |
| VALLEY BAPTIST MEDICAL CENTER: BROWNSVILLE | | | 2 | 100% | 2 |
| IN AND OUT URGENT CARE | | | 2 | 100% | 2 |
| Kroger 745 - The Little Clinic Somerset | | 2 | | | 2 |

COVID-19: testing by laboratory

Data through Feb 24, 2021 verified as of Feb 25, 2021 at 09:25 AM

Data in this report are provisional and subject to change.

The numbers in the table below represent the number of Florida and non-Florida residents for whom test results were received by the Department of Health. A person can be tested by more than one laboratory and can have both positive and negative results. **Therefore, the sum of the numbers in each column will be larger than the total number of people tested.**

| Reporting lab | Inconclusive | Negative | Positive | Percent positive | Total |
|--|--------------|----------|----------|------------------|-------|
| WISE HEALTH SYSTEM | | 1 | 1 | 50% | 2 |
| ADVANCED MEDICAL CARE | | | 2 | 100% | 2 |
| ACM MEDICAL LABORATORY ALLIANCE | | | 2 | 100% | 2 |
| USCG ABBOTT BINAXNOW | | 1 | 1 | 50% | 2 |
| Good Samaritan Society Waukon | | 2 | | | 2 |
| MEDEXPRESS URGENT CARE - ROSS TOWNSHIP | | 2 | | | 2 |
| ST JOHN'S RIVERSIDE HOSPITAL | | 2 | | | 2 |
| RIVERVIEW MEDICAL CLINIC | | 2 | | | 2 |
| NORTH MANATEE HEALTH CARE CENTER | | | 2 | 100% | 2 |
| CARINGPLUS HOMECARE LLC | | | 1 | 100% | 1 |
| ELKTON TRANSITIONAL CARE CENTER | | 1 | | | 1 |
| CVS MI8091POCT FRASER | | 1 | | | 1 |
| CORPORATION OF AMERICA | | 1 | | | 1 |
| DOCTORS HOSPITAL OF LAREDO | | | 1 | 100% | 1 |
| RAYMOND F CARON MD | | | 1 | 100% | 1 |
| MINNESOTA DEPARTMENT OF HEALTH LABORATORY | | | 1 | 100% | 1 |
| LONESTAR 24HRER MANAGEMENT LLC DBA LONESTAR 24HRER | | | 1 | 100% | 1 |
| NEW HORIZON PRIMARY CARE LLC | | | 1 | 100% | 1 |
| CLINTON DRUG STORE | | 1 | | | 1 |
| LAKE WALES DIALYSIS CENTER | | | 1 | 100% | 1 |
| RIVERTON CBOC | | | 1 | 100% | 1 |
| INDIGO PALMS | | | 1 | 100% | 1 |
| ABSOLUTE CAREGIVERS HOME HEALTH AGENCY INC | | | 1 | 100% | 1 |
| Summit Medical Group Morristown Oncology | | 1 | | | 1 |
| PARKWAY REGIONAL MEDICAL CENTER LAB | | | 1 | 100% | 1 |
| Salem Hills Rehabilitation and Nursing Center | | 1 | | | 1 |
| TMH PHYSICIAN PARTNERS WAKULLA | | | 1 | 100% | 1 |
| KIOSK MEDICINE KENTUCKY LLC | | 1 | | | 1 |
| DILELLA | | | 1 | 100% | 1 |
| WAKULLA URGENT CARE & DIAGNOSTIC | | | 1 | 100% | 1 |
| Central Alabama Veterans HCS - East Campus | | 1 | | | 1 |
| Courtenay Springs Village | | | 1 | 100% | 1 |
| American Fork Care Center dba Heritage Care Center | | 1 | | | 1 |
| ANDREWS | | | 1 | 100% | 1 |
| Kroger 539 - The Little Clinic Memorial Blvd. | | 1 | | | 1 |
| WINCHESTER URGENT CARE, PC | | 1 | | | 1 |
| WALGREENS NO 10512 | | | 1 | 100% | 1 |
| WESTCOAST FAMILY PRACTICE | | 1 | | | 1 |
| PM PEDIATRICS OF BAYSIDE, PLLC - RIVE | | 1 | | | 1 |
| PALMETTO PRIMARY CARE PHYSICIANS | | | 1 | 100% | 1 |
| SUNCOAST RESEARCH GROUP LLC | | | 1 | 100% | 1 |
| BAPTIST HEALTH SURGERY CENTER | | | 1 | 100% | 1 |
| Dulles Health and Rehab Center | | 1 | | | 1 |
| Oakview Manor Health and Rehab | | 1 | | | 1 |
| Brio of Johnston | | 1 | | | 1 |
| Kroger 968 - The Little Clinic Colerain Township | | 1 | | | 1 |
| IDAHO HEALTH DEPARTMENT | | | 1 | 100% | 1 |

COVID-19: testing by laboratory

Data through Feb 24, 2021 verified as of Feb 25, 2021 at 09:25 AM

Data in this report are provisional and subject to change.

The numbers in the table below represent the number of Florida and non-Florida residents for whom test results were received by the Department of Health. A person can be tested by more than one laboratory and can have both positive and negative results. **Therefore, the sum of the numbers in each column will be larger than the total number of people tested.**

| Reporting lab | Inconclusive | Negative | Positive | Percent positive | Total |
|--|--------------|----------|----------|------------------|-------|
| CVS OK6225POCT EDMOND | | 1 | | | 1 |
| Lenawee Medical Care Facility | | 1 | | | 1 |
| MINUTECLINIC DIAGNOSTIC, PA | | 1 | | | 1 |
| Moab Regional Hospital | | | 1 | 100% | 1 |
| WARREN GENERAL HOSPITAL | | | 1 | 100% | 1 |
| Mountain City Care and Rehabilitation Center | | 1 | | | 1 |
| IZ MEDICAL | | 1 | | | 1 |
| HUNTSVILLE HOSPITAL | | | 1 | 100% | 1 |
| HANCOCK REGIONAL HOSPITAL | | 1 | | | 1 |
| ADVANCED LABORATORY SERVICES | | | 1 | 100% | 1 |
| CARENOW-MONTGOMERY | | | 1 | 100% | 1 |
| CVS CT1109POCT BETHEL | | 1 | | | 1 |
| ADVENTHEALTH HOME CARE WATERMAN | | | 1 | 100% | 1 |
| Lemont Nursing and Rehab Center | | | 1 | 100% | 1 |
| Kroger 527 - The Little Clinic Hwy 70 S. | | 1 | | | 1 |
| CARDIAC AND VASCULAR CONSULTANTS MD PA | | 1 | | | 1 |
| HOLYOKE MEDICAL CENTER | | | 1 | 100% | 1 |
| WW Chem Auto SS | | | 1 | 100% | 1 |
| SACRED HEART MEDICAL CENTER | | | 1 | 100% | 1 |
| ODYSSEY HEALTH CARE OF MARION COUNTY LLC | | 1 | | | 1 |
| Accordius Health at Gastonia | | | 1 | 100% | 1 |
| ROSE HAVEN NURSING CENTER | | 1 | | | 1 |
| PSL JAX BEACH OPERATIONS LLC | | | 1 | 100% | 1 |
| VA ST LOUIS HEALTH CARE SYSTEM | | | 1 | 100% | 1 |
| MEA PRIMARY CARE PLUS BYRAM | | | 1 | 100% | 1 |
| Crowne Health Care of Mobile | | 1 | | | 1 |
| Livingston County Center for Nursing and Rehabilitation | | 1 | | | 1 |
| MARYWOOD HEIGHTS | | 1 | | | 1 |
| NORTH OKALOOSA CLINIC CORP | | 1 | | | 1 |
| DEVLAB, LLC | | | 1 | 100% | 1 |
| CLINICAL LABORATORY DEPARTMENT | | | 1 | 100% | 1 |
| LAB. CORP. OF AMERICA | | | 1 | 100% | 1 |
| Parkside Manor | | 1 | | | 1 |
| SIPERSTEIN DERMATOLOGY LLC | | | 1 | 100% | 1 |
| ATHENS MEDICAL CENTER | | | 1 | 100% | 1 |
| COLONIAL MEDICAL CENTER-EAST ORLANDO | | | 1 | 100% | 1 |
| BAYMEADOWS PEDIATRIC CARE | | 1 | | | 1 |
| NORTH CAROLINA STATE LABORATORY OF PUBLIC HEALTH, SPECTRUM LAB NETWORK | | | 1 | 100% | 1 |
| EXACCARE KINGSTON, LLC | | | 1 | 100% | 1 |
| ALL PRO ORTHOPEDICS & SPORTS MEDICINE, PA | | | 1 | 100% | 1 |
| EXCEL URGENT CARE OF NJ, LLC | | 1 | | | 1 |
| DEVITA | | 1 | | | 1 |
| Masonic Medical Research Institute | | | 1 | 100% | 1 |
| SUN CITY DIAGNOSTIC CENTER | | | 1 | 100% | 1 |
| CVS NC7057POCT SHELBY | | 1 | | | 1 |
| PRIME CARE FAMILY MEDICINE | | | 1 | 100% | 1 |
| Glenview Terrace Nursing Center | | 1 | | | 1 |

COVID-19: testing by laboratory

Data through Feb 24, 2021 verified as of Feb 25, 2021 at 09:25 AM

Data in this report are provisional and subject to change.

The numbers in the table below represent the number of Florida and non-Florida residents for whom test results were received by the Department of Health. A person can be tested by more than one laboratory and can have both positive and negative results. **Therefore, the sum of the numbers in each column will be larger than the total number of people tested.**

| Reporting lab | Inconclusive | Negative | Positive | Percent positive | Total |
|--|--------------|----------|----------|------------------|-------|
| MT SINA1 HOSPICE | | | 1 | 100% | 1 |
| HERNANDO COUNTY HEALTH DEPT | | | 1 | 100% | 1 |
| Good Samaritan Society-Atkinson | | 1 | | | 1 |
| CVS NE2741POCT LA VISTA | | 1 | | | 1 |
| MEDEXPRESS URGENT CARE - LINCOLN | | 1 | | | 1 |
| WESTOX LABS | | 1 | | | 1 |
| MINUTECLINIC DIAGNOSTIC OF KANSAS, PC | | 1 | | | 1 |
| SHERIDAN AT HOBE SOUND, THE | | | 1 | 100% | 1 |
| TRIPLE O RESEARCH INSTITUTE PA | | | 1 | 100% | 1 |
| POUDRE VALLEY HOSPITAL | | | 1 | 100% | 1 |
| YOUR KIDS URGENT CARE | | | 1 | 100% | 1 |
| Kroger 359 - The Little Clinic Bellevue | | 1 | | | 1 |
| SYNAPSE ANALYTICAL LABS | | 1 | | | 1 |
| MIAMI CHILDRENS HOSPITAL MIDTOWN OUTPATIENT CENTER | | | 1 | 100% | 1 |
| KELLY | | | 1 | 100% | 1 |
| OMNI HEALTHCARE INC | | | 1 | 100% | 1 |
| Sherwood Oaks Health Center | | | 1 | 100% | 1 |
| HENRY FORD HOSPITAL | | | 1 | 100% | 1 |
| CVS SC2250POCT COLUMBIA | | 1 | | | 1 |
| ELATION HEALTH | | 1 | | | 1 |
| ADVENTHEALTH MEDICAL GROUP ADULT AND SENIOR HEALTH | | | 1 | 100% | 1 |
| Walgreens #9121 | | 1 | | | 1 |
| FLORIDA HOSPITAL TRANSPLANT CENTER | | 1 | | | 1 |
| BAYFRONT CARDIOVASCULAR ASSOCIATES | | | 1 | 100% | 1 |
| EXCEL URGENT CARE OF NJ | | | 1 | 100% | 1 |
| PROFESSIONAL DIALYSIS CENTER | | | 1 | 100% | 1 |
| CVS OH4359POCT HUDSON | | 1 | | | 1 |
| WEST FLORIDA HOSPITAL LABORATORY | | | 1 | 100% | 1 |
| Kroger 909 - The Little Clinic Hamilton | | | 1 | 100% | 1 |
| ASANTE THREE RIVERS MEDICAL CENTER LAB | | 1 | | | 1 |
| ABRAKIDABRA KIDS CLINIC | | | 1 | 100% | 1 |
| Ashland Place Health and Rehabilitation, LLC | | 1 | | | 1 |
| JP MORGAN CHASE HEALTH SERVICES | | | 1 | 100% | 1 |
| Kroger - KRO03400316 | | | 1 | 100% | 1 |
| CVS MA1845POCT WILMINGTON | | 1 | | | 1 |
| CHATSWORTH ASSISTED LIVING COMMUNITY AT PGA NATIONAL | | | 1 | 100% | 1 |
| WOOD COUNTY HEALTH DEPARTMENT | | | 1 | 100% | 1 |
| WILMINGTON NURSING AND REHAB | | | 1 | 100% | 1 |
| WELLINGTON WEST 100176 | | | 1 | 100% | 1 |
| CFHC - FROSTPROOF | | | 1 | 100% | 1 |
| WOMENS CARE FLORIDA LLC | | | 1 | 100% | 1 |
| UNIVERSITY OF SOUTH FLORIDA | | | 1 | 100% | 1 |
| HSRE-ASL CASSELBERRY TRS, LLC | | | 1 | 100% | 1 |
| NORTH MIAMI BEACH SURGICAL CENTER | | | 1 | 100% | 1 |
| MOBILE HEALTH MEDICAL SERVICES PC | | 1 | | | 1 |
| OAKMONT OF UNION SC, LLC | | 1 | | | 1 |
| ASSOCIATES MD MEDICAL GROUP INC | | | 1 | 100% | 1 |

COVID-19: testing by laboratory

Data through Feb 24, 2021 verified as of Feb 25, 2021 at 09:25 AM

Data in this report are provisional and subject to change.

The numbers in the table below represent the number of Florida and non-Florida residents for whom test results were received by the Department of Health. A person can be tested by more than one laboratory and can have both positive and negative results. **Therefore, the sum of the numbers in each column will be larger than the total number of people tested.**

| Reporting lab | Inconclusive | Negative | Positive | Percent positive | Total |
|--|--------------|----------|----------|------------------|-------|
| BLOOMIN BRANDS WELLNESS CENTER | | | 1 | 100% | 1 |
| PREMIER HEALTH CARE INC | | | 1 | 100% | 1 |
| Kroger 588 - The Little Clinic Thompsons Station | | 1 | | | 1 |
| CARENOW URGENT CARE – SPRING | | | 1 | 100% | 1 |
| MIAMI CEREBRAL PALSY RESIDENTIAL | | | 1 | 100% | 1 |
| J F K PEDIATRICS | | | 1 | 100% | 1 |
| PALM COTTAGE OPERATOR LLC | | | 1 | 100% | 1 |
| St. Catherine's manor of Findlay | | 1 | | | 1 |
| ADVANCE GASTROENTEROLOGY | | | 1 | 100% | 1 |
| CHILDRENS HEALTHCARE CTE OF NORTHERN | | 1 | | | 1 |
| DR JAMES D FORBES FAMILY CARE CENTER | | | 1 | 100% | 1 |
| ADVANCED MEDICAL LABORATORIES (AML) | | | 1 | 100% | 1 |
| CENTRAL CAROLINA HOSPITAL | | | 1 | 100% | 1 |
| HENRY FORD WEST BLOOMFIELD HOSPITAL | | | 1 | 100% | 1 |
| BRANDON OUTREACH CLINIC | | | 1 | 100% | 1 |
| Oak Hill Health & Rehabilitation Center | | | 1 | 100% | 1 |
| TALLAHASSEE DIALYSIS | | 1 | | | 1 |
| CLINICAL MICROBIOLOGY LAB FAIRVIEW UNIVERSITY HOSPITAL | | | 1 | 100% | 1 |
| QUALITY LAB | | | 1 | 100% | 1 |
| UNLIMITED MEDICAL SERVICES OF FL PL DBA | | 1 | | | 1 |
| ST VINCENTS OUTPATIENT IMAGING | | 1 | | | 1 |
| NEMOURS CHILDRENS URGENT CARE | | | 1 | 100% | 1 |
| HOUSTON MEDICAL CENTER | | | 1 | 100% | 1 |
| WESLEY MEDICAL CENTER | | | 1 | 100% | 1 |
| PEDIATRIC ASSOCIATES - JACKSONVILLE | | | 1 | 100% | 1 |
| 2504-HOMEWOOD | | 1 | | | 1 |
| PENROSE HOSPITAL | | | 1 | 100% | 1 |
| DOCTORS AFTER HOURS URGENT CARE CENTER | | | 1 | 100% | 1 |
| PROVIDENCE HOSPITAL | | | 1 | 100% | 1 |
| ALL CARE URGENT CARE | | | 1 | 100% | 1 |
| Riverside Nursing & Rehabilitation Center | | 1 | | | 1 |
| MEDICAL EXAMINERS OFFICE, LEESBURG | | | 1 | 100% | 1 |
| SUNY AT STONY BROOK | | | 1 | 100% | 1 |
| Walgreens #11724 | | 1 | | | 1 |
| Walgreens #10988 | | 1 | | | 1 |
| NEW ULM MEDICAL CENTER | | | 1 | 100% | 1 |
| METHODISM MIDLOTHIAN MEDICAL CENTER | | | 1 | 100% | 1 |
| NAVARRO MEDICAL CENTERS LLC | | | 1 | 100% | 1 |
| FAMILY MEDICAL CENTER OF HOLLYWOOD PA | | | 1 | 100% | 1 |
| RENOWN REGIONAL MEDICAL CENTER | | | 1 | 100% | 1 |
| PREVENTIVE CARDIOLOGY AND INTERNAL MEDICINE ASSOCI | | | 1 | 100% | 1 |
| CVS IL8750POCT CHICAGO | | 1 | | | 1 |
| THYROID SPECIALTY LABORATORY | | | 1 | 100% | 1 |
| HEALTH NETWORK | | | 1 | 100% | 1 |
| Kroger - KR062000426 | | | 1 | 100% | 1 |
| HIGHLANDS CLINICAL LABORATORY | | | 1 | 100% | 1 |
| CLARKSVILLE MANOR INC | | 1 | | | 1 |

COVID-19: testing by laboratory

Data through Feb 24, 2021 verified as of Feb 25, 2021 at 09:25 AM

Data in this report are provisional and subject to change.

The numbers in the table below represent the number of Florida and non-Florida residents for whom test results were received by the Department of Health. A person can be tested by more than one laboratory and can have both positive and negative results. **Therefore, the sum of the numbers in each column will be larger than the total number of people tested.**

| Reporting lab | Inconclusive | Negative | Positive | Percent positive | Total |
|--|--------------|----------|----------|------------------|-------|
| Kroger 549 - The Little Clinic Clinton Highway | | 1 | | | 1 |
| HHCS PHARMACY INC | | | 1 | 100% | 1 |
| ADDINGTON PLACE EAST LAKE | | 1 | | | 1 |
| URGENT CARE OF COASTAL GEORGIA | | | 1 | 100% | 1 |
| GIBSON AREA PRIMARY CARE | | | 1 | 100% | 1 |
| Diversicare of Smyrna | | 1 | | | 1 |
| HIGHLAND LABORATORY | | | 1 | 100% | 1 |
| CVS OH4300POCT STRONGSVILLE | | 1 | | | 1 |
| PENNY PEDIATRICS | | 1 | | | 1 |
| FAMILY MEDICAL CENTERS | | | 1 | 100% | 1 |
| SKY LAKES MEDICAL CENTER | | 1 | | | 1 |
| SHAW MEDICAL GROUP LLC | | | 1 | 100% | 1 |
| BOLLES SCHOOL, THE | | | 1 | 100% | 1 |
| ALBANY MEDICAL CENTER | | | 1 | 100% | 1 |
| PEDIATRIC PARTNERS | | | 1 | 100% | 1 |
| NEW YORK UNIVERSITY MEDICAL CENTER | | | 1 | 100% | 1 |
| PALMETTO BAY MEDICAL CENTER | | | 1 | 100% | 1 |
| UNIVERSITY OF VERMONT MEDICAL CENTER | | | 1 | 100% | 1 |
| ONslow COUNTY HEALTH DEPARTMENT | | | 1 | 100% | 1 |
| FAMILY PRACTICE OF CENTRAL FLORIDA PA | | | 1 | 100% | 1 |
| Wedgewood Manor | | 1 | | | 1 |
| ST FRANCIS MEDICAL CENTER | | | 1 | 100% | 1 |
| REHABILITATION CENTER OF SOUTH GEORGIA | | 1 | | | 1 |
| MOUNT SINAI COMPREHENSIVE CANCER CENTER | | | 1 | 100% | 1 |
| EAST SIDE CLINICAL LABORATORY | | | 1 | 100% | 1 |
| Crisp Regional Nursing and Rehab Center | | 1 | | | 1 |
| NEW YORK STATE DEPARTMENT OF HEALTH | | | 1 | 100% | 1 |
| CLEVELAND CLINIC FLORIDA WAIVED | | | 1 | 100% | 1 |
| HARDIN MEMORIAL HOSPITAL - HEARTLAND PATHOLOGY CONSULTANTS | | | 1 | 100% | 1 |
| CENTRAL FLORIDA HOSPITALIST | | | 1 | 100% | 1 |
| UT MD ANDERSON CANCER CENTER-TUMOR MARKER LAB | | | 1 | 100% | 1 |
| HAILE MEDICAL GROUP PA | | 1 | | | 1 |
| CARE ADVANTAGE | | | 1 | 100% | 1 |
| THE INTERNAL MEDICAL GROUP | | 1 | | | 1 |
| VA Texas Valley Coastal Bend Harlingen HCC | | 1 | | | 1 |
| KEY BISCAVNE PEDIATRIC ASSOCIATES INC | | | 1 | 100% | 1 |
| FLORIDA HEART AND VASCULAR MULTISPECIALTY GROUP PA | | | 1 | 100% | 1 |
| KETTERING MEDICAL CENTER | | | 1 | 100% | 1 |
| AVERA SACRED HEART HOSPITAL | | | 1 | 100% | 1 |
| Arlington Care Center | | | 1 | 100% | 1 |
| MID-FLORIDA PATHOLOGY LLC | | 1 | | | 1 |
| MEMORIAL HOSPITAL MIRAMAR WAIVED TESTING | | | 1 | 100% | 1 |
| EVANS FAMILY CARE PA | | | 1 | 100% | 1 |
| CYPRESS CREEK DIALYSIS CTR | | | 1 | 100% | 1 |
| Freedom Pointe at The Villages | | | 1 | 100% | 1 |
| SELECT SPECIALTY HOSPITAL - ORLANDO SOUTH | | | 1 | 100% | 1 |
| CARENOW URGENT CARE-HENDERSONVILLE | | 1 | | | 1 |

COVID-19: testing by laboratory

Data through Feb 24, 2021 verified as of Feb 25, 2021 at 09:25 AM

Data in this report are provisional and subject to change.

The numbers in the table below represent the number of Florida and non-Florida residents for whom test results were received by the Department of Health. A person can be tested by more than one laboratory and can have both positive and negative results. **Therefore, the sum of the numbers in each column will be larger than the total number of people tested.**

| Reporting lab | Inconclusive | Negative | Positive | Percent positive | Total |
|--|--------------|----------|----------|------------------|-------|
| LIFE CARE CENTER OF HILTON HEAD | | 1 | | | 1 |
| NORTH COUNTY MEDICAL LAB | | | 1 | 100% | 1 |
| NORTH BROWARD MEDICAL CENTER | | | 1 | 100% | 1 |
| BREVARD COUNTY JAIL | | | 1 | 100% | 1 |
| MEMORIAL HOSPITAL LOS BANOS | | | 1 | 100% | 1 |
| MAJESTIC OAKS | | | 1 | 100% | 1 |
| MEDEXPRESS URGENT CARE - WICHITA, N MAIZE RD | | 1 | | | 1 |
| 1ST CHOICE URGENT CARE CENTER LLC | | | 1 | 100% | 1 |
| Kroger 518 - The Little Clinic Hermitage | | 1 | | | 1 |
| MEDEXPRESS URGENT CARE - TOPEKA, SW WANAMAKER RD | | 1 | | | 1 |
| SEATTLE-KING COUNTY | | | 1 | 100% | 1 |
| MAINE HEALTH AND ENVIRONMENTAL TESTING LABORATORY | | | 1 | 100% | 1 |
| BROOKS REHAB | | | 1 | 100% | 1 |
| LAKELAND MEDICAL CENTER | | | 1 | 100% | 1 |
| CHC | | | 1 | 100% | 1 |
| WHEATON FRANCISCAN LABORATORY | | | 1 | 100% | 1 |
| Walgreens #9890 | | 1 | | | 1 |
| ST ANTHONY COMMUNITY HOSPITAL LAB | | 1 | | | 1 |
| HOME AIDE SVC OF EASTERN NY INC D/B/A | | 1 | | | 1 |
| HEARTLAND REGIONAL MEDICAL CENTER | | 1 | | | 1 |
| COASTAL PEDIATRICS LLC | | | 1 | 100% | 1 |
| MERCY MEDICAL CENTER INC | | | 1 | 100% | 1 |
| MBMG OF WINTER HAVEN | | | 1 | 100% | 1 |
| GREATER MIAMI DIALYSIS | | | 1 | 100% | 1 |
| BAPTIST HEALTH MEDICAL PLAZA | | | 1 | 100% | 1 |
| NEMOURS CHILDREN'S PRIMARY CARE | | | 1 | 100% | 1 |
| LOWER KEYS COMMUNITY HEALTH CENTER | | | 1 | 100% | 1 |
| URGENT DOC -NACOGODOCHES CLINIC | | | 1 | 100% | 1 |
| WALGREENS # 12338 | | 1 | | | 1 |
| Good Samaritan Society - Albion | | 1 | | | 1 |
| WALMART PHARMACY 10-4554 | | 1 | | | 1 |
| USCG AIR STATION CLEARWATER CLINIC | | | 1 | 100% | 1 |
| VITAL CARE | | | 1 | 100% | 1 |
| FRESENIUS KIDNEY CARE FORT WALTON BEACH | | | 1 | 100% | 1 |
| WINTER GARDEN CHILDREN'S HEALTH CENTERS | | | 1 | 100% | 1 |
| Smg At Bridgewater Family Medicine | | 1 | | | 1 |
| GAMMA HEALTHCARE, INC | | 1 | | | 1 |
| BLACK SHEEP MEDICAL | | | 1 | 100% | 1 |
| LAB TEST KENDALL LLC | | 1 | | | 1 |
| PROGRESSIVE MEDICAL LAB LLC | | | 1 | 100% | 1 |
| CLEVELAND HEARTLAB | | | 1 | 100% | 1 |
| CMC MERCY LABORATORY | | | 1 | 100% | 1 |
| PEDIATRIC PARTNERS ZEPHYRHILLS | | | 1 | 100% | 1 |
| Kroger 400 - The Little Clinic Hartley Bridge Rd | | | 1 | 100% | 1 |
| NORTHERN KENTUCKY HEALTH DEPARTMENT | | | 1 | 100% | 1 |
| PALM COAST DRAW STATION/AMERICAN HEALTH ASSOCIATES | | 1 | | | 1 |
| LANGLADE | | | 1 | 100% | 1 |

COVID-19: testing by laboratory

Data through Feb 24, 2021 verified as of Feb 25, 2021 at 09:25 AM

Data in this report are provisional and subject to change.

The numbers in the table below represent the number of Florida and non-Florida residents for whom test results were received by the Department of Health. A person can be tested by more than one laboratory and can have both positive and negative results. **Therefore, the sum of the numbers in each column will be larger than the total number of people tested.**

| Reporting lab | Inconclusive | Negative | Positive | Percent positive | Total |
|--|--------------|----------|----------|------------------|-------|
| ADVANCED INDIVIDUALIZED MEDICINE OF NAPLES | | | 1 | 100% | 1 |
| Heritage of Red Cloud | | 1 | | | 1 |
| MD NOW MEDICAL CENTERS, INC | | | 1 | 100% | 1 |
| MEDEXPRESS URGENT CARE-BRENTWOOD | | 1 | | | 1 |
| SIGNATURE CARE MIDLAND | | | 1 | 100% | 1 |
| MEMORIAL HERMANN MEDICAL GROUP-ATASCOCITA PEDS | | | 1 | 100% | 1 |
| MEDICAL ASSOCIATES OF CARTER | | 1 | | | 1 |
| PALMETTO LANDING | | | 1 | 100% | 1 |
| MID-SOUTH URGENT CARE, PLLC | | | 1 | 100% | 1 |
| Villages of St.Peters | | 1 | | | 1 |
| Life Care Center of Paradise Valley | | 1 | | | 1 |
| ROSLYN INTERNAL MEDICINE | | 1 | | | 1 |
| HAYS CLINICAL LAB | | | 1 | 100% | 1 |
| WAKE FOREST MEDICAL CENTER LABORATORY | | | 1 | 100% | 1 |
| MEMORIAL HOSPITAL WEST | | | 1 | 100% | 1 |
| SPORTS MEDICINE CLINIC - U OF WYOMING | | | 1 | 100% | 1 |
| MULTICARE PHYSICIANS | | | 1 | 100% | 1 |
| PEDIATRIC PARTNERS OF ZEPHYRHILLS PA | | | 1 | 100% | 1 |
| LABONE | | 1 | | | 1 |
| CARSON NURSING AND REHABILITATION CENTER | | 1 | | | 1 |
| SANCHEZ CAZAU MEDICAL GROUP | | | 1 | 100% | 1 |
| ADVENTHEALTH SENIOR CARE AT ORMOND | | | 1 | 100% | 1 |
| PUBLIC HEALTH LABORATORIES | | | 1 | 100% | 1 |
| DOYLESTOWN HOSPITAL | | | 1 | 100% | 1 |
| KROGER 915 - THE LITTLE CLINIC ANDERSON | | | 1 | 100% | 1 |
| BIOLOGICAL AND CHEMICAL EMERGENCIES LABORATORY | | | 1 | 100% | 1 |
| Orchid Cove at Naples | | | 1 | 100% | 1 |
| MEDEXPRESS URGENT CARE - DERBY N ROCK | | 1 | | | 1 |
| BNJ | | 1 | | | 1 |
| Glenburn Home | | 1 | | | 1 |
| BAPTIST HEALTH PRIMARY CARE AT CUTLER BAY | | | 1 | 100% | 1 |
| RAPID MEDLAB (002MO) | | 1 | | | 1 |
| NABI | | 1 | | | 1 |
| ASSOCIATES IN INTERNAL MEDICINE PA | | | 1 | 100% | 1 |
| GATEWAY HEALTHCARE, PC | | | 1 | 100% | 1 |
| MID FLORIDA DERMATOLOGY ASSOCIATES PA | | | 1 | 100% | 1 |
| WillowBrooke Court at Westminster Village | | 1 | | | 1 |
| Peninsula Nursing and Rehabilitation Center | | 1 | | | 1 |
| Melbourne Terrace Rehabilitation Center | | | 1 | 100% | 1 |
| MEDEXPRESS URGENT CARE - BENTONVILLE | | 1 | | | 1 |
| GENEVA FAMILY HEALTH | | | 1 | 100% | 1 |
| GALVESTON COUNTY HEALTH DISTRICT | | | 1 | 100% | 1 |
| TEXAS HEALTH HARRIS METHODIST HOSPITAL | | | 1 | 100% | 1 |
| CVS MO5727POCT PLATTE CITY | | 1 | | | 1 |
| TMH URGENT CARE CENTER | | | 1 | 100% | 1 |
| PROGRESSIVE URGENT CARE, PC | | | 1 | 100% | 1 |
| JOHN D. ARCHBOLD MEMORIAL HOSPITAL | | | 1 | 100% | 1 |

COVID-19: testing by laboratory

Data through Feb 24, 2021 verified as of Feb 25, 2021 at 09:25 AM

Data in this report are provisional and subject to change.

The numbers in the table below represent the number of Florida and non-Florida residents for whom test results were received by the Department of Health. A person can be tested by more than one laboratory and can have both positive and negative results. **Therefore, the sum of the numbers in each column will be larger than the total number of people tested.**

| Reporting lab | Inconclusive | Negative | Positive | Percent positive | Total |
|---|--------------|----------|----------|------------------|-------|
| Alden Lincoln Park | | | 1 | 100% | 1 |
| HOLY CITY MED URGENT CARE | | | 1 | 100% | 1 |
| Cerenity Senior Care-White Bear Lake | | 1 | | | 1 |
| SHANDS JACKSONVILLE CLINICAL CENTER | | | 1 | 100% | 1 |
| BRIDGEWAY CENTER INC | | | 1 | 100% | 1 |
| WALGREENS #10308 | | 1 | | | 1 |
| UMASS MEMORIAL/MARLBORO HOSPITAL | | | 1 | 100% | 1 |
| NHC HealthCare Anniston | | 1 | | | 1 |
| Kroger 894 - The Little Clinic NEC | | 1 | | | 1 |
| YUMA REGIONAL MEDICAL CENTER | | | 1 | 100% | 1 |
| INTERIM HEALTHCARE OF PALM COAST | | | 1 | 100% | 1 |
| GADSDEN FAMILY PRACTICE | | 1 | | | 1 |
| MEMORIAL MEDICAL CENTER | | | 1 | 100% | 1 |
| OAK HAVEN REHAB AND NURSING CENTER | | | 1 | 100% | 1 |
| ERIE COUNTY EMERGENCY SERVICES DIV OF | | 1 | | | 1 |
| MCLEOD MEMORIAL HOSPITAL CLARENDON | | | 1 | 100% | 1 |
| MRMC LAB MICRO | | | 1 | 100% | 1 |
| BAYLOR SCOTT & WHITE ALL SAINTS MEDICAL CENTER FT | | | 1 | 100% | 1 |
| CARE CONNECTIONS AT HOME LLC | | | 1 | 100% | 1 |
| HARTFORD HEALTH CARE & REHABILITATION | | | 1 | 100% | 1 |
| LABORATORY COPRORATION OF AMERICA | | | 1 | 100% | 1 |
| ENCORE AT BOCA RATON, THE | | | 1 | 100% | 1 |
| ATLANTIS VISION CENTER | | | 1 | 100% | 1 |
| MEDEXPRESS URGENT CARE - LEOMINSTER | | 1 | | | 1 |
| CHIPOLA QUICK CARE | | | 1 | 100% | 1 |
| MISSION REGIONAL MEDICAL CENTER | | | 1 | 100% | 1 |
| GWINNETT MEDICAL CENTER | | | 1 | 100% | 1 |
| METRO HEALTH HOSPITAL LABORATORY | | 1 | | | 1 |
| CVS CA9497POCT IRVINE | | 1 | | | 1 |
| BIODORON LABORATORIES | | | 1 | 100% | 1 |
| TRINITY URGENT CARE | | 1 | | | 1 |
| MAYO CLINIC OUTPATIENT DIALYSIS CENTER | | | 1 | 100% | 1 |
| Grays Harbor Health and Rehabilitation | | 1 | | | 1 |
| SKYRIDGE CLINICAL ASSOCIATES | | 1 | | | 1 |
| DAVENPORT PEDIATRICS CLERMONT | | | 1 | 100% | 1 |
| Accordius Health at Harrisonburg | | 1 | | | 1 |
| HOLMES FAMILY PRACTICE PA | | | 1 | 100% | 1 |
| CVS MA299POCT WORCESTER | | 1 | | | 1 |
| PINELLAS POINT NURSING AND REHAB CENTER | | | 1 | 100% | 1 |
| LRGHEALTHCARE | | 1 | | | 1 |
| CVS PA371POCT PHILADELPHIA | | 1 | | | 1 |
| PANCARE HEALTH - BRUCE | | | 1 | 100% | 1 |
| INNOVATIVE HEALTH DIAGNOSTIC OF CALIFORNIA | | | 1 | 100% | 1 |
| FLORIDA MEDICAL CLINIC PA GI | | | 1 | 100% | 1 |
| HEALTH CARE SERVICES LC | | | 1 | 100% | 1 |
| GATEWAY FAMILY HEALTH CLINIC | | | 1 | 100% | 1 |
| CURA LABORATORY SERVICES | | | 1 | 100% | 1 |

COVID-19: testing by laboratory

Data through Feb 24, 2021 verified as of Feb 25, 2021 at 09:25 AM

Data in this report are provisional and subject to change.

The numbers in the table below represent the number of Florida and non-Florida residents for whom test results were received by the Department of Health. A person can be tested by more than one laboratory and can have both positive and negative results. **Therefore, the sum of the numbers in each column will be larger than the total number of people tested.**

| Reporting lab | Inconclusive | Negative | Positive | Percent positive | Total |
|---|--------------|----------|----------|------------------|-------|
| COVE AT THE MARBELLA,THE | | | 1 | 100% | 1 |
| BAPTIST EMERGENCY HOSPITAL - KELLY | | | 1 | 100% | 1 |
| EXPRESS LAB LIVINGSTON | | | 1 | 100% | 1 |
| CELEBRATION FAMILY PHYSICIANS LLC | | | 1 | 100% | 1 |
| SARASOTA MEMORIAL HOSPITAL | | 1 | | | 1 |
| BREVARD FAMILY WALK IN CLINIC | | | 1 | 100% | 1 |
| VIVIAN SIMMONS FAMILY PRACTICE | | | 1 | 100% | 1 |
| SPRINGFIELD HOSPITAL | | | 1 | 100% | 1 |
| CHATEAU MADELEINE - SENIOR LIVING & MEMORY CARE | | | 1 | 100% | 1 |
| Manor Care Health Services- Wilmington | | | 1 | 100% | 1 |
| SPECTRUM LUDINGTON | | | 1 | 100% | 1 |
| 5 STAR HOME HEALTH SERVICES INC | | 1 | | | 1 |
| GENESIS HOME HEALTH CARE SERVICES OF | | | 1 | 100% | 1 |
| SACRED HEART HEALTH SYSTEMS INC | | | 1 | 100% | 1 |
| UNIVERSITY URGENT CARE | | | 1 | 100% | 1 |
| ST JOSEPHS CHILDRENS HOSPITAL PEDI TRANSPORT | | | 1 | 100% | 1 |
| AVON PARK CLUSTER | | 1 | | | 1 |
| JPS HEALTH CENTER AT TRUE WORTH PLACE | | | 1 | 100% | 1 |
| SMA BEHAVIORAL HEALTH SERVICES INC | | 1 | | | 1 |
| EAST END PEDIATRICS | | 1 | | | 1 |
| GUIDEWELL EMERGENCY MEDICINE DOCTORS LLC #33 | | | 1 | 100% | 1 |
| SOPHIA MEDICAL ASSOCIATES, PC | | | 1 | 100% | 1 |
| Bayou Vista Community Care Center | | | 1 | 100% | 1 |
| LAKE MARY OPTUM FLORIDA | | | 1 | 100% | 1 |
| PROGRESSIVE MEDICAL RESEARCH | | | 1 | 100% | 1 |
| CVS NE8626POCT LINCOLN | | 1 | | | 1 |
| GSM OCED Subsection | | | 1 | 100% | 1 |
| EXPRESS PHARMACY INC | | 1 | | | 1 |
| Kroger - KRO01100688 | | | 1 | 100% | 1 |
| CVS PA1074POCT KENNETT SQUARE | | 1 | | | 1 |
| NORTH WEST FLORIDA DIAGNOSTIC ENOCRINOLOGY CLINIC | | | 1 | 100% | 1 |
| ALL CHILDRENS PEDIATRIC CLINIC | | | 1 | 100% | 1 |
| HIRAM COLLEGE HEALTH CENTER (ABBOTT) | | 1 | | | 1 |
| MINUTE CLINIC DIAGNOSTIC MED GRP OF CA | | 1 | | | 1 |
| ASSOCIATESMD | | | 1 | 100% | 1 |
| PRIMEX CLINICAL LABORATORIES INC | | | 1 | 100% | 1 |
| ALIMETRIX INC | | 1 | | | 1 |
| APPLECARE URGENT CARE KINGSLAND | | | 1 | 100% | 1 |
| BLOSSOMS ASSISTED LIVING 1 LLC | | | 1 | 100% | 1 |
| SOUTH DADE NURSING & REHABILITATION CENTER□ | | | 1 | 100% | 1 |
| Manor Care of Dallastown d/b/a ManorCare Health Services - Dallastown | | 1 | | | 1 |
| ARIZONA STATE LABORATORY | | | 1 | 100% | 1 |
| PROVIDENCE PORTLAND MEDICAL CENTER | | 1 | | | 1 |
| GOOD SAMARITAN HOSPITAL | | | 1 | 100% | 1 |
| CVS TX3292POCT WYLIE | | 1 | | | 1 |
| OMNICARE PHARMACY OF TEXAS 1, LP | | 1 | | | 1 |
| PACE UNIVERSITY HEALTH CARE | | 1 | | | 1 |

COVID-19: testing by laboratory

Data through Feb 24, 2021 verified as of Feb 25, 2021 at 09:25 AM

Data in this report are provisional and subject to change.

The numbers in the table below represent the number of Florida and non-Florida residents for whom test results were received by the Department of Health. A person can be tested by more than one laboratory and can have both positive and negative results. **Therefore, the sum of the numbers in each column will be larger than the total number of people tested.**

| Reporting lab | Inconclusive | Negative | Positive | Percent positive | Total |
|--|--------------|----------|----------|------------------|-------|
| HALIFAX FAMILY HEALTH CENTER | | | 1 | 100% | 1 |
| SAINT JOSEPHS HOSPITAL OF ATLANTA | | | 1 | 100% | 1 |
| San Antonio Residence and Rehabilitation Center | | 1 | | | 1 |
| CVS OH6164POCT DELAWARE | | 1 | | | 1 |
| HEALTH GUAGE | | | 1 | 100% | 1 |
| HIGH DESERT COURT GROUP HOME | | | 1 | 100% | 1 |
| OUCH URGENT CARE | | | 1 | 100% | 1 |
| Consulate Health Care of Tallahassee | | | 1 | 100% | 1 |
| Henry County Health and Rehabilitation | | 1 | | | 1 |
| Washington County Nursing HMe | | | 1 | 100% | 1 |
| NORTH BREVARD CHILDRENS MEDICAL CENTER | | | 1 | 100% | 1 |
| Parkview Care Center | | | 1 | 100% | 1 |
| KEY WEST BRANCH MEDICAL CLINIC | | | 1 | 100% | 1 |
| FAU MEMORY & WELLNESS CENTER | | | 1 | 100% | 1 |
| ALABAMA REFERENCE LAB | | | 1 | 100% | 1 |
| EASTMAN HEALTHCARE & REHAB | | 1 | | | 1 |
| LAKE VIEW COURT | | 1 | | | 1 |
| CROSSROADS URGENT CARE PLLC | | 1 | | | 1 |
| SILVER SPRINGS SHORES DIALYSIS | | | 1 | 100% | 1 |
| GENESIS MICROBIOLOGY LAB | | 1 | | | 1 |
| RIVERSIDE COUNTY PUBLIC HEALTH LABORATORY | | | 1 | 100% | 1 |
| MINUTE CLINIC LLC #1909 | | 1 | | | 1 |
| Raleigh Center (WV) | | | 1 | 100% | 1 |
| WALGREENS #5130 | | | 1 | 100% | 1 |
| ADVENTHEALTH MEDICAL GROUP UROLOGY AT EAST ORLANDO | | 1 | | | 1 |
| INTERMOUNTAIN HEALTHCARE LABORATORY SERVICES | | | 1 | 100% | 1 |
| BRISTOL REGINAL MEDICAL CENTER | | | 1 | 100% | 1 |
| ADVANCE HEALTH AND WELLNESS SOLUTIONS | | | 1 | 100% | 1 |
| YOUTH HEALTH CENTER OF HUNTINGTON | | 1 | | | 1 |
| US LABORATORIES | | | 1 | 100% | 1 |
| NEW MILFORD HOSPITAL | | | 1 | 100% | 1 |
| ACCESS HEALTH CARE PHYSICIANS, LLC | | 1 | | | 1 |
| EMERGENCY CARE SERVICES LAB AT JFK MEDICAL CENTER | | | 1 | 100% | 1 |
| LANCASHIRE HALL NURSING AND REHABILITATION CENTER | | 1 | | | 1 |
| SAINT PETE MRI | | | 1 | 100% | 1 |
| BAYSTATE REFERENCE LABORATORY | | | 1 | 100% | 1 |
| RAPID CITY REGIONAL HOSPITAL -579 ATTN. LABORATORY | | 1 | | | 1 |
| MEDEXPRESS URGENT CARE - ST CLAIR, CLOVER DR. | | 1 | | | 1 |
| CHRISTIAN REST HOME ASSOC | | 1 | | | 1 |
| PATHLAB SERVICES | | | 1 | 100% | 1 |
| MY URGENT CARE CLINIC | | | 1 | 100% | 1 |
| ADVENTHEALTH MEDICAL GROUP OBSTETRICS | | | 1 | 100% | 1 |
| SUNCOAST FAMILY MEDICAL ASSOCIATES | | | 1 | 100% | 1 |
| PINEVILLE PHARMACY | | | 1 | 100% | 1 |
| Princeton Place | | | 1 | 100% | 1 |
| NORTH PALM CHIDRENS PHYSICIANS | | | 1 | 100% | 1 |
| NORTH SHORE HEMATOLOGY-ONCOLOGY ASSOCIATES PC | | 1 | | | 1 |

COVID-19: testing by laboratory

Data through Feb 24, 2021 verified as of Feb 25, 2021 at 09:25 AM

Data in this report are provisional and subject to change.

The numbers in the table below represent the number of Florida and non-Florida residents for whom test results were received by the Department of Health. A person can be tested by more than one laboratory and can have both positive and negative results. **Therefore, the sum of the numbers in each column will be larger than the total number of people tested.**

| Reporting lab | Inconclusive | Negative | Positive | Percent positive | Total |
|--|--------------|----------|----------|------------------|-------|
| SPRINGBROOK HOSPITAL | | | 1 | 100% | 1 |
| LOUNDY | | 1 | | | 1 |
| CVS AZ5026POCT MESA | | 1 | | | 1 |
| BRIDGEWATER PARK ASSISTED LIVING LLC | | | 1 | 100% | 1 |
| PRINCIPLE DIAGNOSTICS LLC | | | 1 | 100% | 1 |
| DEPARTMENT OF HEALTH SERVICES | | | 1 | 100% | 1 |
| CHAMBREL AT PINECASTLE | | | 1 | 100% | 1 |
| LAKE SUCCESS EXTENDED CARE | | 1 | | | 1 |
| DONALSONVILLE HOSPITAL | | | 1 | 100% | 1 |
| TARRYTOWN PHARMACY | | | 1 | 100% | 1 |
| DOCTOR TODAY URGENT CARE | | | 1 | 100% | 1 |
| WEST VIRGINIA UNIVERSITY HOSPITALS | | | 1 | 100% | 1 |
| MEMORIAL HERMANN KATY HOSPITAL | | | 1 | 100% | 1 |
| SPARTANBURG REGIONAL MEDICAL CENTER | | | 1 | 100% | 1 |
| 777 URGENT CARE | | | 1 | 100% | 1 |
| RCP OF MEMORIAL WEST | | | 1 | 100% | 1 |
| MEDEXPRESS URGENT CARE, MOSSIDE | | 1 | | | 1 |
| SOUTH TEXAS HEALTH SYSTEM ER - WARE ROAD | | | 1 | 100% | 1 |
| MAIN STREET PHARMACY OF MARCELLUS, INC | | 1 | | | 1 |
| NHC Chattanooga | | | 1 | 100% | 1 |
| RIVIERA BEACH HEALTH CENTER LAB | | | 1 | 100% | 1 |
| DOCTORS HEARING | | | 1 | 100% | 1 |
| BMC/NASSAU | | | 1 | 100% | 1 |
| WMC HEALTH GROUP INC | | | 1 | 100% | 1 |
| ST. PETERSBURG PEDIATRICS-SEMINOLE | | | 1 | 100% | 1 |
| LAREDO EMERGENCY ROOM | | | 1 | 100% | 1 |
| EVENING PEDIATRICS INC | | | 1 | 100% | 1 |
| 107TH PLACE GROUP HOME | | 1 | | | 1 |
| DEPT OF VA MEDICAL CENTER - MIAMI | | | 1 | 100% | 1 |
| ISLAND NURSING HOME | | | 1 | 100% | 1 |
| JUP Serology SubSection | | | 1 | 100% | 1 |
| ATHENS LIMESTONE HOSPITAL | | 1 | | | 1 |
| TEVAPHARM | | | 1 | 100% | 1 |
| COMMUNITY MEDICAL CENTER-ORANGE CITY | | 1 | | | 1 |
| HALEYVILLE HEALTH CARE CENTER | | 1 | | | 1 |
| CVS AZ9210POCT SCOTTSDALE | | 1 | | | 1 |
| HEALTHCARE AND REHAB OF SANFORD | | | 1 | 100% | 1 |
| KENT | | 1 | | | 1 |
| Kroger 683 - The Little Clinic Foothills Plaza | | 1 | | | 1 |
| SUNCOAST PRIMARY CARE LLC | | | 1 | 100% | 1 |
| BLESSINGS MEDICAL CLINIC, THE | | | 1 | 100% | 1 |
| ARCADIA DIALYSIS CENTER | | | 1 | 100% | 1 |
| PERRY COUNTY NURSING HOME | | 1 | | | 1 |
| PUBLIX PHARMACY #1114 | | | 1 | 100% | 1 |
| ULTIMATE KIDNEY CARE | | | 1 | 100% | 1 |
| TEXAS HEALTH ARLINGTON MEMORIAL | | 1 | | | 1 |
| OMC PRIMARY CARE - HOSPITAL CAMPUS | | | 1 | 100% | 1 |

COVID-19: testing by laboratory

Data through Feb 24, 2021 verified as of Feb 25, 2021 at 09:25 AM

Data in this report are provisional and subject to change.

The numbers in the table below represent the number of Florida and non-Florida residents for whom test results were received by the Department of Health. A person can be tested by more than one laboratory and can have both positive and negative results. **Therefore, the sum of the numbers in each column will be larger than the total number of people tested.**

| Reporting lab | Inconclusive | Negative | Positive | Percent positive | Total |
|---|--------------|----------|----------|------------------|-------|
| Heartland Health Care Center Jacksonville | | | 1 | 100% | 1 |
| NATIONAL INSTITUTES OF HEALTH CLINICAL CENTER | | | 1 | 100% | 1 |
| WALGREENS # 11165 | | 1 | | | 1 |
| CVS TX7288POCT DALLAS | | 1 | | | 1 |
| EVEXIA DIAGNOSTICS | | | 1 | 100% | 1 |
| CVS MA957POCT WEST SPRINGFIELD | | 1 | | | 1 |
| PRISMA HEALTH TUOMEY LABORATORY | | | 1 | 100% | 1 |
| MEDICAL CITY NORTH HILLS | | | 1 | 100% | 1 |
| SOLARIS HEALTHCARE PLANT CITY | | 1 | | | 1 |
| NORTHWEST TEXAS HEALTHCARE SYSTEM,INC | | | 1 | 100% | 1 |
| TITUSVILLE REHABILITATION AND NURSING CENTER | | 1 | | | 1 |
| WEST PALM BEACH PHARMACEUTICALS LLC | | | 1 | 100% | 1 |
| USF PHYSICIANS GROUP | | | 1 | 100% | 1 |
| EASTGENE LABORATORIES | | 1 | | | 1 |
| THEDACARE FAMILY MEDICINE GATEWAY | | | 1 | 100% | 1 |
| ACCESS FAMILY CARE LLC | | | 1 | 100% | 1 |
| GILBERT MEDICAL GROUP | | | 1 | 100% | 1 |
| ORLANDO HEALTH MEDICAL GROUP | | | 1 | 100% | 1 |
| CVS AZ7841POCT TUCSON | | 1 | | | 1 |
| INDIAN RIDGE | | 1 | | | 1 |
| ST ANTHONY'S PINELLAS CARE CLINIC | | | 1 | 100% | 1 |
| MERRILL GARDENS AT CHAMPIONSGATE | | | 1 | 100% | 1 |
| TITUS REGIONAL MEDICAL CENTER | | | 1 | 100% | 1 |
| COASTAL ER IX, PHYSICIANS PREMIER | | | 1 | 100% | 1 |
| CARENOW MIDTOWN | | | 1 | 100% | 1 |
| MINUTE CLINIC DIAGNOSTIC PA | | | 1 | 100% | 1 |
| HALIFAX HEALTH PRIMARY CARE | | | 1 | 100% | 1 |
| CVS MA920POCT CLINTON | | 1 | | | 1 |
| NONA MEDICAL ARTS | | 1 | | | 1 |
| Port Orange Nursing And Rehab Center | | | 1 | 100% | 1 |
| HALE KUPUNA HERITAGE HOME | | 1 | | | 1 |
| Kroger 569 - The Little Clinic Gallatin | | 1 | | | 1 |
| WESTON COUNTY HEALTH SERVICES | | | 1 | 100% | 1 |
| WEST BOCA MEDICAL CENTER | | | 1 | 100% | 1 |
| FLORIDA EPIDEMIOLOGY PROGRAM | | | 1 | 100% | 1 |
| HELIX URGENT CARE | | | 1 | 100% | 1 |
| Signature Healthcare of Palm Beach | | | 1 | 100% | 1 |
| JOHN PETER SMITH HOSPITAL- OB TRIAGE | | | 1 | 100% | 1 |
| Altenheim Senior Living | | 1 | | | 1 |
| DAYTONA BEACH CENTRA CARE | | | 1 | 100% | 1 |
| FIT4LIFE MEDICAL CENTER | | | 1 | 100% | 1 |
| MEDCARE-GARNERS FERRY | | | 1 | 100% | 1 |
| Lopatcong Center | | 1 | | | 1 |
| Trucare Living Centers - Columbus | | 1 | | | 1 |
| USA Healthcare LTC, LLC - Folsom Center for Rehabilitation & Healthca | | 1 | | | 1 |
| ANSWERS RESOURCE FACILITY | | 1 | | | 1 |
| TUNIS STREET GROUP HOME | | 1 | | | 1 |

COVID-19: testing by laboratory

Data through Feb 24, 2021 verified as of Feb 25, 2021 at 09:25 AM

Data in this report are provisional and subject to change.

The numbers in the table below represent the number of Florida and non-Florida residents for whom test results were received by the Department of Health. A person can be tested by more than one laboratory and can have both positive and negative results. **Therefore, the sum of the numbers in each column will be larger than the total number of people tested.**

| Reporting lab | Inconclusive | Negative | Positive | Percent positive | Total |
|--|--------------|----------|----------|------------------|-------|
| MALUHIA | | 1 | | | 1 |
| ELEMENTS PHARMACY | | | 1 | 100% | 1 |
| CLINICAL PATHOLOGY LABORATORIES SOUTHEAST INC | | | 1 | 100% | 1 |
| PROVIDENCE ST. PATRICK HOSPITAL | | | 1 | 100% | 1 |
| JACKSONVILLE HEALTH & REHAB | | 1 | | | 1 |
| Eddy Memorial Geriatric Center | | 1 | | | 1 |
| Kroger 086 - The Little Clinic Broomfield-Sheridan | | 1 | | | 1 |
| MAYO MEDICAL LABORATORIES | | | 1 | 100% | 1 |
| MINUTECLINIC DIAGNOSTIC OF NH, LLC (CL | | 1 | | | 1 |
| CVS NV5942POCT LAS VEGAS | | 1 | | | 1 |
| AMERICAN LAB LLC | | 1 | | | 1 |
| IMMY LABS | | | 1 | 100% | 1 |
| Seal Rock Healthcare | | 1 | | | 1 |
| SONORAN DESERT PATHOLOGY | | | 1 | 100% | 1 |
| FASTMED URGENT CARE | | | 1 | 100% | 1 |
| BROOKDALE FORT WALTON BEACH | | | 1 | 100% | 1 |
| SAINT JOSEPH'S HOSPITAL AND MEDICAL CENTER | | 1 | | | 1 |
| ARISTACARE AT MANCHESTER | | 1 | | | 1 |
| MY WELLNESS EXPRESS | | | 1 | 100% | 1 |
| Kroger 618 - The Little Clinic Trail Creek Village | | 1 | | | 1 |
| ASHLEY PEDIATRICS DAY & NIGHT CLINIC | | | 1 | 100% | 1 |
| MEMORIAL SATILLA HEALTH | | | 1 | 100% | 1 |
| GOOD PEDIATRICS | | | 1 | 100% | 1 |
| MEDICAL ASSOCIATES OF THE SHOALS | | 1 | | | 1 |
| FAMILY MEDICAL CLINIC KENDALL LLC | | | 1 | 100% | 1 |
| WESTERN NEW YORK IMMEDIATE MEDICAL CAR | | 1 | | | 1 |
| SMITH | | | 1 | 100% | 1 |
| Fairhaven Retirement Community | | 1 | | | 1 |
| HUDSON REGIONAL HOSPITAL | | | 1 | 100% | 1 |
| PANCARE HEALTH - NORTHSIDE ELEMENTARY | | | 1 | 100% | 1 |
| RIVERSIDE REGIONAL MED CENTER | | | 1 | 100% | 1 |
| MERCY HOME | | 1 | | | 1 |
| UNIVERSITY OF NORTH CAROLINA HOSPITALS | | | 1 | 100% | 1 |
| THOMAS HOSPITAL | | | 1 | 100% | 1 |
| CHRISTIANA HOSPITAL | | 1 | | | 1 |
| West Bay of Tampa Center | | | 1 | 100% | 1 |
| HIGHLAND PARK LAKEWOOD PRESTON HOLLOW | | | 1 | 100% | 1 |
| AVALON MEDICAL GROUP | | | 1 | 100% | 1 |
| PALM COAST DIALYSIS | | 1 | | | 1 |
| CHI ST. LUKE'S HEALTH BCM MEDICAL CENTER | | | 1 | 100% | 1 |
| VAULT MEDICAL SERVICES | | | 1 | 100% | 1 |
| LANTANA HC LAB | | | 1 | 100% | 1 |
| GENOTOX LABORATORIES | | 1 | | | 1 |
| APPLING NURSING & REHABILITATION PAVIL | | 1 | | | 1 |
| SAINT LEO UNIVERSITY INCORPORATED | | | 1 | 100% | 1 |
| CHI MEMORIAL HOSPITAL CHATTANOOGA | | | 1 | 100% | 1 |
| TENNOVA HEALTHCARE - CLEVELAND | | | 1 | 100% | 1 |

COVID-19: testing by laboratory

Data through Feb 24, 2021 verified as of Feb 25, 2021 at 09:25 AM

Data in this report are provisional and subject to change.

The numbers in the table below represent the number of Florida and non-Florida residents for whom test results were received by the Department of Health. A person can be tested by more than one laboratory and can have both positive and negative results. **Therefore, the sum of the numbers in each column will be larger than the total number of people tested.**

| Reporting lab | Inconclusive | Negative | Positive | Percent positive | Total |
|--|--------------|----------|----------|------------------|-------|
| PALOMAR MEDICAL CENTER | | | 1 | 100% | 1 |
| FLORIDA FAMILY LABORATORY | | 1 | | | 1 |
| WELL-KEY URGENT CARE SEVIERVILLE | | | 1 | 100% | 1 |
| C V S / PHARMACY #833 | | 1 | | | 1 |
| Fairhope | | 1 | | | 1 |
| MINUTECLINIC DIAGNOSTIC OF VIRGINIA, LLC #1980 | | 1 | | | 1 |
| Kroger 465 - The Little Clinic Oakley | | 1 | | | 1 |
| CENTRAL ALABAMA HEALTH CARE SYSTEM | | | 1 | 100% | 1 |
| Ohman Family Living at Holly Assisted Living | | 1 | | | 1 |
| FAMILY MEDICAL CENTER | | 1 | | | 1 |
| ST. MARY MEDICAL CENTER | | 1 | | | 1 |
| MD NOW URGENT CARE | | | 1 | 100% | 1 |
| MARTIN HEALTH PHYSICIAN GROUP | | | 1 | 100% | 1 |
| SEASONS HOSPICE AND PALLIATIVE CARE OF | | | 1 | 100% | 1 |
| Rockcastle Health and Rehab | | 1 | | | 1 |
| Kroger - KRO03500568 | | | 1 | 100% | 1 |
| BRISTOL CHILDRENS CLINIC | | | 1 | 100% | 1 |
| SUREPOINT URGENT CARE PADRE ISLAND | | | 1 | 100% | 1 |
| SPEARE MEMORIAL HOSPITAL | | | 1 | 100% | 1 |
| ABSOLUTE QUICK CARE | | | 1 | 100% | 1 |
| Medicalodges Neosho | | | 1 | 100% | 1 |
| PALM BEACH COUNTY HEALTH DEPT. | | | 1 | 100% | 1 |
| OCEAN MEDICAL CENTER | | 1 | | | 1 |
| BRUNSWICK HEALTH AND REHABILITATION CE | | 1 | | | 1 |
| LAKESIDE MEDICAL CENTER | | 1 | | | 1 |
| LEHIGH PULMONARY ASSOCIATES | | | 1 | 100% | 1 |
| LAKEWOOD RANCH MEDICAL GROUP LLC | | | 1 | 100% | 1 |
| SPECIALTY DRUG TESTING | | | 1 | 100% | 1 |
| Springdale Village | | 1 | | | 1 |
| OMAHA VA MEDICAL CENTER | | | 1 | 100% | 1 |
| BRUSHY CREEK FAMILY HOSPITAL | | | 1 | 100% | 1 |
| GENESIS HEALTH SYSTEM | | | 1 | 100% | 1 |
| UNITED HEALTHCARE | | | 1 | 100% | 1 |
| PRIMARY & URGENT CARE CENTERS | | | 1 | 100% | 1 |
| INHEALTH LIFE SCIENCES | | | 1 | 100% | 1 |
| WORKFORCE HEALTH DEPARTMENT | | | 1 | 100% | 1 |
| MEDEXPRESS URGENT CARE - PATRICK STREE | | | 1 | 100% | 1 |
| EDWARD HOSPITAL | | | 1 | 100% | 1 |
| Kroger 016 - The Little Clinic Centennial | | 1 | | | 1 |
| HAVASU REGIONAL MEDICAL CENTER | | | 1 | 100% | 1 |
| RESTORE MEDICAL PARTNERS PLLC | | | 1 | 100% | 1 |
| PALM WEST INTERNIST PA | | | 1 | 100% | 1 |
| PM PEDIATRICS OF BAYSIDE PLLC - BELLER | | 1 | | | 1 |
| CARESPOT - LEE VISTA | | | 1 | 100% | 1 |
| MEDICAL ASSOCIATES OF BREVARD LLC | | 1 | | | 1 |
| LabCorp of America | | | 1 | 100% | 1 |
| MEADOWS PARK HEALTH AND REHABILITATION | | 1 | | | 1 |

COVID-19: testing by laboratory

Data through Feb 24, 2021 verified as of Feb 25, 2021 at 09:25 AM

Data in this report are provisional and subject to change.

The numbers in the table below represent the number of Florida and non-Florida residents for whom test results were received by the Department of Health. A person can be tested by more than one laboratory and can have both positive and negative results. **Therefore, the sum of the numbers in each column will be larger than the total number of people tested.**

| Reporting lab | Inconclusive | Negative | Positive | Percent positive | Total |
|--|--------------|----------|----------|------------------|-------|
| BAM INC | | 1 | | | 1 |
| Kroger 929 - The Little Clinic Corryville | | 1 | | | 1 |
| FIRST CARE OF GAINESVILLE | | | 1 | 100% | 1 |
| APOLLOMDX LLC | | | 1 | 100% | 1 |
| THE MEDICAL CENTER | | | 1 | 100% | 1 |
| FLORIDA DEPARTMENT OF HEALTH IN CITRUS COUNTY | | 1 | | | 1 |
| VANAJA SUREDDI MD PA | | | 1 | 100% | 1 |
| CAREWELL 203 | | | 1 | 100% | 1 |
| Oregon Veterans Home The Dalles | | 1 | | | 1 |
| UCH LAB | | | 1 | 100% | 1 |
| SC-GA2018 THE RIDGE REHABILITATION & H | | 1 | | | 1 |
| CVS MA2401POCT MARSHFIELD | | 1 | | | 1 |
| Kroger - KR070300083 | | | 1 | 100% | 1 |
| RESIDENCES AT MIAMI / REIGN GARDENS LLC, THE | | | 1 | 100% | 1 |
| CORMEUM LAB SERVICES, LLC | | | 1 | 100% | 1 |
| FAMILY AND INTERNAL MEDICINE ASSOCIATES | | 1 | | | 1 |
| ADVENTHEALTH MEDICAL GROUP PEDIATRICS DIABETES & | | | 1 | 100% | 1 |
| MEDEXPRESS URGENT CARE - BECKLEY | | 1 | | | 1 |
| CVS NC3853POCT BURLINGTON | | 1 | | | 1 |
| CIMA MEDICAL CENTER | | | 1 | 100% | 1 |
| MINUTE-CLINIC DIAGNOSTIC OF VIRGINIA, LLC #3949 | | 1 | | | 1 |
| FIVE STAR PREMIER RESIDENCES OF POMPANO BEACH | | | 1 | 100% | 1 |
| LOGAN COUNTY HOSPITAL | | | 1 | 100% | 1 |
| INTEGRATED GENETICS SEQUENOM | | 1 | | | 1 |
| MOUNT SINAI MEDICAL CENTER OF FLORIDA, INC | | | 1 | 100% | 1 |
| SOMA MEDICAL CENTER P.A. #4 | | | 1 | 100% | 1 |
| VCU HEALTH SYSTEM AUTHORITY - MCV HOSPITALS | | | 1 | 100% | 1 |
| Schenectady Center for Rehabilitation & Nursing | | 1 | | | 1 |
| EAST TENNESSEE STATE UNIVERSITY | | 1 | | | 1 |
| BAYLOR SCOTT & WHITE MEDICAL SURGICAL CLINIC | | | 1 | 100% | 1 |
| CHILTON MEDICAL CENTER | | 1 | | | 1 |
| CARE STATION MEDICAL GROUP | | 1 | | | 1 |
| MORSELIFE HOME CARE INC | | | 1 | 100% | 1 |
| NORTH FLORIDA CHILD DEVELOPMENT, INC | | | 1 | 100% | 1 |
| Waddell Nursing & Rehab Center | | 1 | | | 1 |
| Longwood Community Living Center | | 1 | | | 1 |
| Community Care Center of Heritage House, LLC | | | 1 | 100% | 1 |
| Rehab Select of Talladega | | 1 | | | 1 |
| BROOKDALE FORT MYERS LAKES PARK | | | 1 | 100% | 1 |
| Brookdale Southside | | | 1 | 100% | 1 |
| QUICKCARE HEALTH, INC | | | 1 | 100% | 1 |
| MODERN URGENT CARE | | | 1 | 100% | 1 |
| GARDENS PEDIATRICS LAB | | | 1 | 100% | 1 |
| KNOX COMMUNITY HOSPITAL | | | 1 | 100% | 1 |
| MARINA DEL REY HOSPITAL LAB | | | 1 | 100% | 1 |
| CORNERSTONE OF RECOVERY INC | | 1 | | | 1 |
| COX HEALTH SOUTH LAB | | | 1 | 100% | 1 |

COVID-19: testing by laboratory

Data through Feb 24, 2021 verified as of Feb 25, 2021 at 09:25 AM

Data in this report are provisional and subject to change.

The numbers in the table below represent the number of Florida and non-Florida residents for whom test results were received by the Department of Health. A person can be tested by more than one laboratory and can have both positive and negative results. **Therefore, the sum of the numbers in each column will be larger than the total number of people tested.**

| Reporting lab | Inconclusive | Negative | Positive | Percent positive | Total |
|--|--------------|----------|----------|------------------|-------|
| Smg/North Jersey Hematology & Oncology | | 1 | | | 1 |
| NICKLAUS CHILDREN'S DORAL OUTPATIENT CENTER | | | 1 | 100% | 1 |
| MOSAIC MEDICAL CENTER MARYVILLE | | | 1 | 100% | 1 |
| CVS OH2486POCT NILES | | | 1 | 100% | 1 |
| CVS MA969POCT PALMER | | 1 | | | 1 |
| PREMIUM HOME HEALTH CARE INC | | | 1 | 100% | 1 |
| CARESPOT EXPRESS HEALTHCARE BOYNTON BEACH | | | 1 | 100% | 1 |
| TAMPA HEALTH CARE PROVIDERS PA | | 1 | | | 1 |
| Walgreens #5065 | | 1 | | | 1 |
| MEDICAL LIFE-INC GUIDEWELL EMERGENCY MEDICINE | | | 1 | 100% | 1 |
| Strasburg Care Center | | 1 | | | 1 |
| Hillside Rehab and Care Center | | | 1 | 100% | 1 |
| HARRIS URGENT CARE CENTER | | | 1 | 100% | 1 |
| FAIRVIEW SOUTHDALE | | | 1 | 100% | 1 |
| CLERMONT PEDIATRICS, PA | | | 1 | 100% | 1 |
| LANGLEY DIALYSIS | | | 1 | 100% | 1 |
| COLOMBO'S PHARMACY | | 1 | | | 1 |
| DIMMIT REGIONAL HOSPITAL | | | 1 | 100% | 1 |
| POMPANO BEACH ARTIFICIAL KIDNEY CENTER | | | 1 | 100% | 1 |
| Wildwood Healthcare | | 1 | | | 1 |
| | | | 1 | 100% | 1 |
| Remarkable Healthcare Dallas | | | 1 | 100% | 1 |
| HYDE PARK MEDICAL CENTER | | 1 | | | 1 |
| SOUTHWEST FLORIDA DIVISION LAB | | | 1 | 100% | 1 |
| AESTHETIC PHYSICIANS PC | | | 1 | 100% | 1 |
| BOND COUNTY HEALTH DEPARTMENT | | | 1 | 100% | 1 |
| Shoreline Care Center | | | 1 | 100% | 1 |
| NEVADA DEPARTMENT OF HEALTH AND HUMAN SERVICES | | | 1 | 100% | 1 |
| SACRED HEART HEALTH SYSTEM- MIDWIFE PROGRAM | | | 1 | 100% | 1 |
| TIMPANOGOS REGIONAL HOSPITAL | | | 1 | 100% | 1 |
| MOBILE INFIRMARY MEDICAL CENTER | | | 1 | 100% | 1 |
| LEGACY SPECIALTY PHARMACY CORP | | | 1 | 100% | 1 |
| ACCOMPLISHED HOME CARE | | 1 | | | 1 |
| CROSS CREEK HEALTH CARE | | 1 | | | 1 |
| Bethany Manor | | 1 | | | 1 |
| SUSAN F. WILLIAMS M.D., P.A. | | | 1 | 100% | 1 |
| BARRINGTON TERRACE NAPLES | | | 1 | 100% | 1 |
| MARYLAND DEPARTMENT OF HEALTH AND MENTAL HYGIENE | | | 1 | 100% | 1 |
| TRIPLE O MEDICAL SERVICES INC | | | 1 | 100% | 1 |
| Kroger - KRO70600172 | | 1 | | | 1 |
| DAUGHTERS OF SARAH NURSING CENTER | | 1 | | | 1 |
| PIONEER CLINICAL RESEARCH LLC | | | 1 | 100% | 1 |
| CHC SOUTHWEST FLORIDA LAB-LIVE | | | 1 | 100% | 1 |
| FAST PACE URGENT CARE | | | 1 | 100% | 1 |
| LIBERTY HEALTH CENTER | | | 1 | 100% | 1 |
| COLUMBIA CREST CARE & RAHAB | | 1 | | | 1 |
| CLEVELAND CLINIC AKRON GENERAL | | | 1 | 100% | 1 |

COVID-19: testing by laboratory

Data through Feb 24, 2021 verified as of Feb 25, 2021 at 09:25 AM

Data in this report are provisional and subject to change.

The numbers in the table below represent the number of Florida and non-Florida residents for whom test results were received by the Department of Health. A person can be tested by more than one laboratory and can have both positive and negative results. **Therefore, the sum of the numbers in each column will be larger than the total number of people tested.**

| Reporting lab | Inconclusive | Negative | Positive | Percent positive | Total |
|--|--------------|----------|----------|------------------|-------|
| ACCESS 365 URGENT CARE LLC | | | 1 | 100% | 1 |
| ACUPATH LABORATORIES INC | | | 1 | 100% | 1 |
| CVS PA2687POCT EXTON | | 1 | | | 1 |
| MEDICAL SPECIALISTS OF THE PALM BEACHES INC | | | 1 | 100% | 1 |
| ALLIANCE MD DIRECT PRIMARY CARE | | | 1 | 100% | 1 |
| LAKEVIEW REGIONAL HOSPITAL | | | 1 | 100% | 1 |
| DIGESTIVE DISEASE CARE PC | | 1 | | | 1 |
| Rio Grande City Nursing and Rehab Center | | | 1 | 100% | 1 |
| ALLIANCE LABORATORY SERVICES | | | 1 | 100% | 1 |
| Kroger 353 - The Little Clinic Harpers Point | | 1 | | | 1 |
| DISCOVERY AT HOME, LLC | | | 1 | 100% | 1 |
| ADVENTHEALTH PHYSICIAN GROUP - APPLEWOOD | | | 1 | 100% | 1 |
| PEDRO MENENDEZ HEALTH CENTER AT ST JOHNS | | | 1 | 100% | 1 |
| TEXAS HEALTH ARLINGTON MEMORIAL HOSPITAL | | | 1 | 100% | 1 |
| E-LAB OF FLORIDA | | | 1 | 100% | 1 |
| CITRONELLE HEALTH AND REHABILITATION CENTER | | 1 | | | 1 |
| FALKVILLE HEALTHCARE | | 1 | | | 1 |
| ARTESIAN HOME | | 1 | | | 1 |
| STATE OF ALASKA | | | 1 | 100% | 1 |
| CENTRAL FLORIDA INTERNAL OCCUPATIONAL AND | | 1 | | | 1 |
| CLINICAL TRIALS OF TAMPA LLC | | 1 | | | 1 |
| Towne Manor West | | 1 | | | 1 |
| CVS CA9803POCT RIVERSIDE | | 1 | | | 1 |
| MINUTECLINIC # 21110 | | | 1 | 100% | 1 |
| ESOTERIC LAB | | | 1 | 100% | 1 |
| RURAL/METRO MIDSOUTH, | | 1 | | | 1 |
| CVS NH1004POCT SALEM | | | 1 | 100% | 1 |
| NEW YORK PRESBYTERIAN HOSPITAL | | | 1 | 100% | 1 |
| FIRST PHYSICIANS GROUP - LORRAINE CORNERS | | 1 | | | 1 |
| DEVLIN MANOR NURSING AND REHABILITATION | | 1 | | | 1 |
| OCALA RKC EAST HEMO #1 | | | 1 | 100% | 1 |
| MINUTECLINIC DIAGNOSTICS OF OKLAHOMA | | 1 | | | 1 |
| STANDIFER PLACE | | 1 | | | 1 |
| Excel Care Center | | | 1 | 100% | 1 |
| Brown Memorial Home | | 1 | | | 1 |
| GOSHEN MEDICAL CENTER | | | 1 | 100% | 1 |
| REELFOOT FAMILY WALK-IN CLINIC | | 1 | | | 1 |
| GENESEE COUNTY HEALTH DEPARTMENT | | 1 | | | 1 |
| Kroger 699 - The Little Clinic Smyrna | | 1 | | | 1 |
| BICKERTON, DAWN | | 1 | | | 1 |
| FLORIDA MENTOR HODGES CLUSTER | | | 1 | 100% | 1 |
| SOUTHEASTERN INTEGRATED MEDICAL PL | | | 1 | 100% | 1 |
| CARING PROFESSIONAL HEALTH CARE LLC | | 1 | | | 1 |
| XSTREMEMD | | | 1 | 100% | 1 |
| CVS TN4624POCT KNOXVILLE | | | 1 | 100% | 1 |
| WELLMED AT LINEBAUGH AVE | | | 1 | 100% | 1 |
| DOCTORS CARE - AIKEN MALL | | | 1 | 100% | 1 |

COVID-19: testing by laboratory

Data through Feb 24, 2021 verified as of Feb 25, 2021 at 09:25 AM

Data in this report are provisional and subject to change.

The numbers in the table below represent the number of Florida and non-Florida residents for whom test results were received by the Department of Health. A person can be tested by more than one laboratory and can have both positive and negative results. **Therefore, the sum of the numbers in each column will be larger than the total number of people tested.**

| Reporting lab | Inconclusive | Negative | Positive | Percent positive | Total |
|--|--------------|----------|----------|------------------|-------|
| MERITUS MEDICAL CENTER | | | 1 | 100% | 1 |
| SENCARE MANAGEMENT | | 1 | | | 1 |
| Kroger 532 - The Little Clinic Murfreesboro | | 1 | | | 1 |
| LEE MEMORIAL HOSPITAL OUTPATIENT SURGERY CENTER | | | 1 | 100% | 1 |
| INTERNAL MEDICINE EMILIA MURRAY MD PA | | 1 | | | 1 |
| MISSOURI DEPARTMENT OF HEALTH AND SENIOR SERVICES - STATE PH LAB | | 1 | | | 1 |
| FLORIDA CLINICAL LABORATORY INC DBA | | | 1 | 100% | 1 |
| Kroger 57 - The Little Clinic Jay C Charlestown | | 1 | | | 1 |
| PAMC MICRO LAB | | | 1 | 100% | 1 |
| SANTA MONICA CA-UCLA MC | | | 1 | 100% | 1 |
| FLAGLER MEDICAL ASSOCIATES PA | | | 1 | 100% | 1 |
| MEDEXPRESS URGENT CARE - BENTON | | 1 | | | 1 |
| UNITYPOINT HEALTH TRINITY | | | 1 | 100% | 1 |
| MARTIN LUTHER KING RENAL INSTITUTE | | | 1 | 100% | 1 |
| Kroger 825 - The Little Clinic Dorothy Lane | | 1 | | | 1 |
| MEDERI CARETENDERS | | | 1 | 100% | 1 |
| Vi at Aventura | | 1 | | | 1 |
| PENSACOLA PATHOLOGY | | 1 | | | 1 |
| Mayfair Village Nursing Care Center | | 1 | | | 1 |
| Senatobia Healthcare & Rehab | | 1 | | | 1 |
| SUMMER PLACE NURSING & REHABILITATION | | 1 | | | 1 |
| SIMPLY HEALTHCARE AND WELLNESS CLINIC, PC | | | 1 | 100% | 1 |
| MEDSTAR HEALTH URGENT CARE | | | 1 | 100% | 1 |
| EUGENE T FINAN, MD | | | 1 | 100% | 1 |
| WEST VIRGINIA LABORATORIES | | | 1 | 100% | 1 |
| CHILDRENS SPECIALIST PEDIATRIC PULMMOLOGY & | | | 1 | 100% | 1 |
| MCCALLIE SCHOOL-STUDENT HEALTH CENTER | | 1 | | | 1 |
| SHRIVERS PHARMACY AND WELLNESS CENTER | | | 1 | 100% | 1 |
| MEDCOR INC | | | 1 | 100% | 1 |
| Kroger 390 - The Little Clinic North College Hill | | 1 | | | 1 |
| ARIZA WELLNESS CARE LLC | | | 1 | 100% | 1 |
| HEALTHFORCE PARTNERS INC | | | 1 | 100% | 1 |
| THE LITTLE CLINIC LLC | | | 1 | 100% | 1 |
| Le Roy Village Green | | 1 | | | 1 |
| ORCHID TERRACE | | 1 | | | 1 |
| METROPOLITAN | | | 1 | 100% | 1 |
| JAX FAMILY CARE | | 1 | | | 1 |
| ANDERSON FAMILY MEDICINE | | | 1 | 100% | 1 |
| Sunnybrook Rehabilitation Center | | | 1 | 100% | 1 |
| VISTA LAKE ASSISTED LIVING | | | 1 | 100% | 1 |
| PEDRO L ORTEGA MD PA | | | 1 | 100% | 1 |
| Birmingham Nursing and Rehabilitation East LLC | | 1 | | | 1 |
| Waycross Health and Rehabilitation | | 1 | | | 1 |
| BOCA RATON REGIONAL HOSPITAL | | 1 | | | 1 |
| CVS MINUTE CLINIC #5836 | | 1 | | | 1 |
| SCHUYLER HOSPITAL | | 1 | | | 1 |
| DOCTORS MEMORIAL HOSP HOME HEALTH CARE | | 1 | | | 1 |

COVID-19: testing by laboratory

Data through Feb 24, 2021 verified as of Feb 25, 2021 at 09:25 AM

Data in this report are provisional and subject to change.

The numbers in the table below represent the number of Florida and non-Florida residents for whom test results were received by the Department of Health. A person can be tested by more than one laboratory and can have both positive and negative results. **Therefore, the sum of the numbers in each column will be larger than the total number of people tested.**

| Reporting lab | Inconclusive | Negative | Positive | Percent positive | Total |
|---|--------------|----------|----------|------------------|-------|
| BAYOU URGENT CARE | | | 1 | 100% | 1 |
| PALM BEACH DIABETES AND ENDOCRINE SPECIALISTS, PA | | | 1 | 100% | 1 |
| PHYSICIAN ASSOCIATES, LLC | | | 1 | 100% | 1 |
| CONSOLIDATED | | | 1 | 100% | 1 |
| COLLINS NURSING HOME | | 1 | | | 1 |
| Niles Nursing and Rehab. Center | | 1 | | | 1 |
| BEAUMONT REFERENCE LABORATORY | | | 1 | 100% | 1 |
| URGENT TEAM MANAGEMENT OF TENNESSEE, L | | | 1 | 100% | 1 |
| TREASURE COAST INFECTIOUS DISEASE CONSULTANTS | | | 1 | 100% | 1 |
| Arch Plaza Nursing and Rehabilitation Center | | | 1 | 100% | 1 |
| BORINQUEN HEALTH CENTER | | | 1 | 100% | 1 |
| PROGENESIS INC | | | 1 | 100% | 1 |
| OAKWOOD HOSPITAL - SOUTHSORE | | | 1 | 100% | 1 |
| SUPREME MEDICAL GROUP PLLC | | | 1 | 100% | 1 |
| Manassas Health & Rehab | | | 1 | 100% | 1 |
| Ravenwood Speciality Care | | 1 | | | 1 |
| CVS AZ7263POCT PHOENIX | | 1 | | | 1 |
| JACKSON MADISON CO. GEN. HOSPITAL | | | 1 | 100% | 1 |
| HUNEYCUTT FAMILY PRACTICE | | | 1 | 100% | 1 |
| BEAUMONT HOSPITAL | | | 1 | 100% | 1 |
| LITTLE FALLS HOSPITAL LABORATORY | | 1 | | | 1 |
| SUN CLINICAL LABORATORIES | | | 1 | 100% | 1 |
| FLORIDA HOME HEALTH | | | 1 | 100% | 1 |
| BAPTIST HOSPITAL INTERNAL MEDICINE GULF BREEZE | | | 1 | 100% | 1 |
| ER NEAR ME HULEN | | 1 | | | 1 |
| CAREHERE HUDSON BAY | | | 1 | 100% | 1 |
| SURGERY CENTER, THE | | | 1 | 100% | 1 |
| BASCOM PALMER EYE INSTITUTE | | | 1 | 100% | 1 |
| EXPRESS CARE OF OCALA | | | 1 | 100% | 1 |
| EDGAR PRICE FAMILY & CHILDREN HEALTHCARE CENTER | | | 1 | 100% | 1 |
| COLONIAL VILLA GOOD SAMARITAN CENTER | | 1 | | | 1 |
| EASTSIDE MEDICAL CLINIC | | 1 | | | 1 |
| Kroger 777 - The Little Clinic Shelbyville | | 1 | | | 1 |
| CORDOVA FAMILY PRACTICE | | | 1 | 100% | 1 |
| Carington Park | | | 1 | 100% | 1 |
| HEALTHPARTNERS HUDSON CLINIC | | | 1 | 100% | 1 |
| INTERNAL MEDICINE GROUP OF CENTRAL FLORIDA | | | 1 | 100% | 1 |
| REGIONAL MEDICAL LABORATORY | | | 1 | 100% | 1 |
| FAIRFIELD MEDICAL CENTER | | | 1 | 100% | 1 |
| SEACOAST PATHOLOGY PROFESSIONAL ASSOC | | 1 | | | 1 |
| EXCEPTIONAL EMERGENCY CENTER | | | 1 | 100% | 1 |
| Community Compassion Center of Batesville | | | 1 | 100% | 1 |
| Falmouth By The Sea | | | 1 | 100% | 1 |
| MEDEXPRESS URGENT CARE-MEADVILLE | | | 1 | 100% | 1 |
| 441 URGENT CARE CENTER - BROWNWOOD | | | 1 | 100% | 1 |
| BROOKSHIRE, THE | | | 1 | 100% | 1 |
| MAURY REGIONAL MEDICAL CENTER | | 1 | | | 1 |

COVID-19: testing by laboratory

Data through Feb 24, 2021 verified as of Feb 25, 2021 at 09:25 AM

Data in this report are provisional and subject to change.

The numbers in the table below represent the number of Florida and non-Florida residents for whom test results were received by the Department of Health. A person can be tested by more than one laboratory and can have both positive and negative results. **Therefore, the sum of the numbers in each column will be larger than the total number of people tested.**

| Reporting lab | Inconclusive | Negative | Positive | Percent positive | Total |
|--|--------------|----------|----------|------------------|-------|
| PHYSICIANS PRIMARY CARE LEHIGH PEDS | | | 1 | 100% | 1 |
| MEDEXPRESS URGENT CARE - LAWRENCE | | 1 | | | 1 |
| WELLOW URGENT CARE-OSWEGO | | | 1 | 100% | 1 |
| ST JOHNS MEDICAL CENTER | | 1 | | | 1 |
| MID FLORIDA BIOLOGICALS | | | 1 | 100% | 1 |
| 1ST MED DOTHAN | | | 1 | 100% | 1 |
| HEALTH FIRST MEDICAL GROUP LLC | | | 1 | 100% | 1 |
| HIDALGO FAMILY CLINIC | | | 1 | 100% | 1 |
| CVS TX7675POCT RED OAK | | | 1 | 100% | 1 |
| CVS IN8669POCT INDIANAPOLIS | | 1 | | | 1 |
| ELITE MEDICAL LABORATORY SOLUTIONS LLC | | | 1 | 100% | 1 |
| SARHA DOCTORS CENTER | | | 1 | 100% | 1 |
| EAGLE COUNTY HEALTH AND HUMAN SERVICES | | | 1 | 100% | 1 |
| Walgreens #3049 | | 1 | | | 1 |
| MEMORIAL HERMANN SOUTHWEST HOSPITAL | | | 1 | 100% | 1 |
| ARLINGTON ADULT RESIDENTIAL FACILITY, INC | | | 1 | 100% | 1 |
| DR PHILLIPS CENTER FOR WELLNESS | | 1 | | | 1 |
| BLAKE AT PENSACOLA OPERATION CO, LLC, THE | | | 1 | 100% | 1 |
| KANA MEDICAL | | | 1 | 100% | 1 |
| Acts Manor House | | 1 | | | 1 |
| UABC | | | 1 | 100% | 1 |
| STONECREST MEDICAL CENTER | | 1 | | | 1 |
| SANTA ROSA PEDIATRICS | | | 1 | 100% | 1 |
| Kroger 099 - The Little Clinic Fort Collins | | 1 | | | 1 |
| ENCOMPASS HEALTH HOME HEALTH | | 1 | | | 1 |
| WEST CARVER MEDICAL ASSOCIATES | | 1 | | | 1 |
| DSI LABORATORIES-NAPLES-7TH | | | 1 | 100% | 1 |
| CVS AZ69POCT PEORIA | | 1 | | | 1 |
| CORNERSTONE DRUG AND GIFT INC | | 1 | | | 1 |
| ALLEGHENY GENERAL HOSPITAL | | | 1 | 100% | 1 |
| LOUISIANA STATE LAB | | | 1 | 100% | 1 |
| BELLMORE PEDIATRICS | | 1 | | | 1 |
| SILVERMAN | | | 1 | 100% | 1 |
| TMH PHYSICIAN PARTNERS QUINCY | | | 1 | 100% | 1 |
| LAS PALMAS MEDICAL CENTER | | | 1 | 100% | 1 |
| Juniper Village at Bucks County | | 1 | | | 1 |
| MEDCARE QUALITY MEDICAL CENTER LLC | | | 1 | 100% | 1 |
| LYSTER MAIN LAB, FT RUCKER | | 1 | | | 1 |
| Orange City Nursing and Rehab Center | | | 1 | 100% | 1 |
| NEW RIVER HEALTH DISTRICT | | | 1 | 100% | 1 |
| PHYSICIANS URGENT CARE | | | 1 | 100% | 1 |
| LIMA MEMORIAL HOSPITAL | | | 1 | 100% | 1 |
| REFERENCE LABORATORY | | | 1 | 100% | 1 |
| CONCENTRA - OCALA | | 1 | | | 1 |
| FAYETTE MEDICAL CENTER LAB | | 1 | | | 1 |
| PULMONARY, CRITICAL CARE AND SLEEP DISORDERS INSTITUTE OF SOUTH FLORID | | | 1 | 100% | 1 |
| HOLLAND COMMUNITY HOSPITAL | | 1 | | | 1 |

COVID-19: testing by laboratory

Data through Feb 24, 2021 verified as of Feb 25, 2021 at 09:25 AM

Data in this report are provisional and subject to change.

The numbers in the table below represent the number of Florida and non-Florida residents for whom test results were received by the Department of Health. A person can be tested by more than one laboratory and can have both positive and negative results. **Therefore, the sum of the numbers in each column will be larger than the total number of people tested.**

| Reporting lab | Inconclusive | Negative | Positive | Percent positive | Total |
|---|--------------|----------|----------|------------------|-------|
| Vista Park | | | 1 | 100% | 1 |
| MEDAC AT PORTERS NECK | | | 1 | 100% | 1 |
| CVS TX8322POCT AUSTIN | | 1 | | | 1 |
| Bethel Lutheran Nursing & Rehabilitation Center | | 1 | | | 1 |
| Memorial Health Care Center | | | 1 | 100% | 1 |
| Elm Crest Senior Living Community | | 1 | | | 1 |
| PROMUS DIAGNOSTICS, LLC | | | 1 | 100% | 1 |
| BAYSHORE DIALYSIS | | | 1 | 100% | 1 |
| CACERES SPECIALIZED GYNECOLOGY | | 1 | | | 1 |
| Kroger 444 - The Little Clinic Dent | | 1 | | | 1 |
| OXY-GENLAB | | | 1 | 100% | 1 |
| CAROLINAS HEALTHCARE SYSTEM LAB | | | 1 | 100% | 1 |
| CVS HEALTH, #5962 | | 1 | | | 1 |
| Hawthorne House | | 1 | | | 1 |
| CALIFORNIA PUBLIC HEALTH LABORATORY | | | 1 | 100% | 1 |
| GREATER TAMPA AT HOME | | | 1 | 100% | 1 |
| Sage Bluff Health & Rehabilitation Center | | 1 | | | 1 |
| DORAL KIDNEY CENTER | | | 1 | 100% | 1 |
| CANDLER HOSPITAL | | | 1 | 100% | 1 |
| NEMOURS CHILDREN'S PRIMARY CARE | | | 1 | 100% | 1 |
| PALMETTO CHARTER SCHOOL☐ | | 1 | | | 1 |
| Piqua Manor | | 1 | | | 1 |
| HARDIN HEALTH INC | | 1 | | | 1 |
| THE HEART HOSPITAL BAYLOR PLANO | | | 1 | 100% | 1 |
| VA OPTOMETRY CLINIC | | | 1 | 100% | 1 |
| MEDEXPRESS URGENT CARE - CABOT | | | 1 | 100% | 1 |
| SEWALLS POINT PHARMACY INC | | | 1 | 100% | 1 |
| Florence Nursing and Rehabilitation Center | | 1 | | | 1 |
| QUALITY CLINICAL LAB LLC | | | 1 | 100% | 1 |
| Kroger 698 - The Little Clinic 14th Street/Bell | | 1 | | | 1 |
| NORWALK HOSPITAL | | | 1 | 100% | 1 |
| LAMARQUE DIALYSIS | | | 1 | 100% | 1 |
| ASHLEY CLINICAL DIAGNOSTIC LABORATORY | | | 1 | 100% | 1 |
| TRIHEALTH | | | 1 | 100% | 1 |
| Valley View Health and Rehabilitation, LLC | | 1 | | | 1 |
| MEDONE URGENT CARE | | | 1 | 100% | 1 |
| WINNIFRED ASSISTED LIVING FACILITY INC | | 1 | | | 1 |
| Court House Center | | 1 | | | 1 |
| QC LABORATORY | | | 1 | 100% | 1 |
| MED-LAKE LABORATORY | | | 1 | 100% | 1 |
| ROYAL PALM PEDIATRICS | | | 1 | 100% | 1 |
| FIRST CARE WALK IN CLINIC LLC | | | 1 | 100% | 1 |
| FOUNDATION LABORATORY | | | 1 | 100% | 1 |
| Kroger 409 - The Little Clinic Hebron Marketplace | | | 1 | 100% | 1 |
| SUMMERFIELD PAIN MANAGEMENT | | | 1 | 100% | 1 |
| ST MICHAEL'S ELITE MEDICAL HOSPITAL | | | 1 | 100% | 1 |
| MARTIN MEM FAMILY CARE AT ST LUCIE W | | | 1 | 100% | 1 |

COVID-19: testing by laboratory

Data through Feb 24, 2021 verified as of Feb 25, 2021 at 09:25 AM

Data in this report are provisional and subject to change.

The numbers in the table below represent the number of Florida and non-Florida residents for whom test results were received by the Department of Health. A person can be tested by more than one laboratory and can have both positive and negative results. **Therefore, the sum of the numbers in each column will be larger than the total number of people tested.**

| Reporting lab | Inconclusive | Negative | Positive | Percent positive | Total |
|---|--------------|----------|----------|------------------|-------|
| ADVANCED RESEARCH AND DIAGNOSTIC LABORATORY UNIVERSITY OF MINNESOTA | | | 1 | 100% | 1 |
| NSPIRE HEALTHCARE PLANTATION | | | 1 | 100% | 1 |
| CERMAK HEALTH SERVICES | | | 1 | 100% | 1 |
| ST JOHNS PEDIATRICS PA | | 1 | | | 1 |
| Baypoint Healthcare Center | | | 1 | 100% | 1 |
| ST VINCENT'S AMBULATORY CARE INC | | | 1 | 100% | 1 |
| NORTH FLORIDA FAMILY MEDICINE | | | 1 | 100% | 1 |
| BHS PHYSICIAN NETWORK | | | 1 | 100% | 1 |
| SYNERGENE LABORATORY | | | 1 | 100% | 1 |
| NEW ERA COMMUNITY HEALTH CENTER LLC | | 1 | | | 1 |
| CRUSADER COMMUNITY HEALTH | | | 1 | 100% | 1 |
| CAREWELL URGENT CARE FITCHBURG | | | 1 | 100% | 1 |
| OCALA REGIONAL DIALYSIS- NORTH | | | 1 | 100% | 1 |
| BETHESDA DIALYSIS | | | 1 | 100% | 1 |
| TRAFALGAR DIALYSIS | | | 1 | 100% | 1 |
| LEGACY AT HIGHWOODS PRESERVE | | 1 | | | 1 |
| MARYWOOD NURSING CARE CENTER | | 1 | | | 1 |
| WEST BOYNTON DIALYSIS | | | 1 | 100% | 1 |
| Kroger 895 - The Little Clinic Green Hills | | 1 | | | 1 |
| THE TOLEDO HOSPITAL | | | 1 | 100% | 1 |
| BAPTIST MEDICAL PLAZA AT WESTCHESTER | | | 1 | 100% | 1 |
| TENNOVA ER - SANGO | | | 1 | 100% | 1 |
| SPECTRUM LABORATORY | | | 1 | 100% | 1 |
| MEDEXPRESS URGENT CARE - WESTFIELD, E MAIN ST | | | 1 | 100% | 1 |
| SUNSHINE PEDIATRICS OF LUTz | | | 1 | 100% | 1 |
| CVS AZ33POCT TEMPE | | 1 | | | 1 |
| RAJ K PAI MD PA | | | 1 | 100% | 1 |
| Chateau Living Center | | | 1 | 100% | 1 |
| SANFORD LABORATORIES WATERTOWN | | | 1 | 100% | 1 |
| LEELANAU OPCO, LLC | | 1 | | | 1 |
| FRESENIUS SOUTH FORT MYERS | | 1 | | | 1 |
| ADVENTHEALTH MEDICAL GROUP FAMILY AND INTERNAL | | | 1 | 100% | 1 |
| THE CHRIST HOSPITAL | | | 1 | 100% | 1 |
| BLOOD SYSTEMS LABORATORIES | | | 1 | 100% | 1 |
| MINUTECLINIC DIAG OF IND, LLC #4368 | | 1 | | | 1 |
| STERLING HOUSE OF PORT ORANGE | | 1 | | | 1 |
| CONCENTRA - TAMPA EAST | | 1 | | | 1 |
| LAKE LURE HEALTH CENTER | | | 1 | 100% | 1 |
| Carrollton Manor Inc | | 1 | | | 1 |
| Pinnacle Assisted Living | | | 1 | 100% | 1 |
| GOOD SAMARITAN SOCIETY-FOREST CITY | | 1 | | | 1 |
| SOUTH COUNTY MEDICAL CENTER | | | 1 | 100% | 1 |
| SOUTHEASTERN PATHOLOGY ASSOCIATES | | | 1 | 100% | 1 |
| MADISON FACILITY INC | | | 1 | 100% | 1 |
| WOODHILLS LABS | | | 1 | 100% | 1 |
| SUPERKIDS PEDIATRICS | | | 1 | 100% | 1 |
| Chateau Girardeau | | | 1 | 100% | 1 |

COVID-19: testing by laboratory

Data through Feb 24, 2021 verified as of Feb 25, 2021 at 09:25 AM

Data in this report are provisional and subject to change.

The numbers in the table below represent the number of Florida and non-Florida residents for whom test results were received by the Department of Health. A person can be tested by more than one laboratory and can have both positive and negative results. **Therefore, the sum of the numbers in each column will be larger than the total number of people tested.**

| Reporting lab | Inconclusive | Negative | Positive | Percent positive | Total |
|---|--------------|----------|----------|------------------|-------|
| CVS M08595POCT RAYMORE | | 1 | | | 1 |
| SOUTHERN SPRINGS HEALTH CARE | | 1 | | | 1 |
| BAPTIST MINOR MEDICAL CENTER | | | 1 | 100% | 1 |
| Urgent Care 24/7 Orlando LLC | | | 1 | 100% | 1 |
| Big River Nursing and Rehab | | 1 | | | 1 |
| Ramsey Village | | 1 | | | 1 |
| PRIORITY CARE LLC | | | 1 | 100% | 1 |
| ANMED HEALTH MEDICAL CENTER | | | 1 | 100% | 1 |
| MIDWAY SPECIALTY CARE CENTER INC | | 1 | | | 1 |
| DIXIE REGIONAL MEDICAL CENTER | | | 1 | 100% | 1 |
| IRA FIALKO DO | | | 1 | 100% | 1 |
| FLORIDA CLINICAL RESEARCH CENTER, LLC | | | 1 | 100% | 1 |
| LIFELINK TRANSPLANT INSTITUTE LAB | | | 1 | 100% | 1 |
| Kroger 368 - The Little Clinic Frankfort West | | 1 | | | 1 |
| PPD CLINICAL RESEARCH UNIT | | | 1 | 100% | 1 |
| Victory Health and Rehabilitation | | | 1 | 100% | 1 |
| SOMA MEDICAL CENTER PA #3 PALOMINO | | | 1 | 100% | 1 |
| WALGREENS #15369 | | 1 | | | 1 |
| BETHESDA HOSPITAL EAST BLOOD GAS LAB | | | 1 | 100% | 1 |
| COMMUNITY | | | 1 | 100% | 1 |
| Cottage of the Shoals | | 1 | | | 1 |
| Walgreens #3661 | | 1 | | | 1 |
| SOUTHWEST REGIONAL PCR LABORATORY | | | 1 | 100% | 1 |
| KIDSVILLE PEDIATRICS IV PA | | 1 | | | 1 |
| STEPHENS COUNTY HOSPITAL | | | 1 | 100% | 1 |
| Waters of Covington | | 1 | | | 1 |
| Kroger 667 - The Little Clinic Litchfield Park | | 1 | | | 1 |
| CROZER-CHESTER MEDICAL CENTER | | | 1 | 100% | 1 |
| OKLAHOMA BLOOD INSTITUTE | | | 1 | 100% | 1 |
| Fairview | | | 1 | 100% | 1 |
| HCL LABORATORIES | | | 1 | 100% | 1 |
| ROYAL CARE MEDICAL CENTER | | | 1 | 100% | 1 |
| FAMILY MEDICINE AT KISSIMMEE | | 1 | | | 1 |
| ASPIRUS WAUSAU HOSPITAL | | | 1 | 100% | 1 |
| LIFEGUARD AMBULANCE SERVICE LLC - BAY COUNTY | | | 1 | 100% | 1 |
| CENTRAL TX MEDICAL CENTER - LAB | | | 1 | 100% | 1 |
| TANGLEWOOD MANOR | | 1 | | | 1 |
| CFCH - FROSTPROOF | | | 1 | 100% | 1 |
| CHESAPEAKE REGIONAL MEDICAL CENTER | | | 1 | 100% | 1 |
| APPLECARE BRUNSWICK | | | 1 | 100% | 1 |
| CVS OH6167POCT ASHLAND | | 1 | | | 1 |
| Village Green Health & Rehabilitation | | 1 | | | 1 |
| Kroger 524 - The Little Clinic Iron Bridge Road | | 1 | | | 1 |
| Kroger 006 - The Little Clinic Uintah Gardens | | 1 | | | 1 |
| Woodstock Nursing and Rehabilitation Center | | 1 | | | 1 |
| BATESVILLE - SHERWOOD URGENT CARE | | | 1 | 100% | 1 |
| Kroger 379 - The Little Clinic Stony Brook | | 1 | | | 1 |

COVID-19: testing by laboratory

Data through Feb 24, 2021 verified as of Feb 25, 2021 at 09:25 AM

Data in this report are provisional and subject to change.

The numbers in the table below represent the number of Florida and non-Florida residents for whom test results were received by the Department of Health. A person can be tested by more than one laboratory and can have both positive and negative results. **Therefore, the sum of the numbers in each column will be larger than the total number of people tested.**

| Reporting lab | Inconclusive | Negative | Positive | Percent positive | Total |
|--|--------------|----------|----------|------------------|-------|
| Central Park Healthcare & Rehabilitation Center | | 1 | | | 1 |
| CELEBRATION HOSPITAL | | | 1 | 100% | 1 |
| SONNI'S PEDIATRICS | | | 1 | 100% | 1 |
| SUMMIT LABORATORY | | | 1 | 100% | 1 |
| ALPHA 1 ANTITRYPSIN RESEARCH PROGRAM | | | 1 | 100% | 1 |
| SOUTH FLORIDA URGENT CARE CENTERS, LLC | | | 1 | 100% | 1 |
| CENTRAL FLORIDA MEDICAL CARE | | | 1 | 100% | 1 |
| Englewood Health Care Center | | 1 | | | 1 |
| HAWAII DEPARTMENT OF HEALTH LAB | | | 1 | 100% | 1 |
| FREDERICK MEMORIAL HOSPITAL | | | 1 | 100% | 1 |
| Lenbrook | | 1 | | | 1 |
| PREMIER MOBILE HEALTH SERVICES, LLC | | | 1 | 100% | 1 |
| ST CATHERINE HOSPITAL LABORATORY | | | 1 | 100% | 1 |
| Bay View Nursing and Rehabilitation Center | | | 1 | 100% | 1 |
| BLACKBAG DIGITAL HEALTH LLC | | 1 | | | 1 |
| THE NEW JEWISH HOME | | 1 | | | 1 |
| CAROMONT HEALTH | | | 1 | 100% | 1 |
| KEATING SPORTS CENTER | | 1 | | | 1 |
| ORMOND BEACH DIALYSIS | | | 1 | 100% | 1 |
| ENT & ALLERGY ASSOCIATES, LLP - SLEEPY HOLLOW (ABBOTT) | | 1 | | | 1 |
| PHYSICIANS PREMIER | | | 1 | 100% | 1 |
| Brynwood Health & Rehabilitation Center | | | 1 | 100% | 1 |
| DUKE UNIVERSITY POINT OF CARE TESTING PROGRAM | | | 1 | 100% | 1 |
| HENRICO DOCTOR'S LABORATORY | | | 1 | 100% | 1 |
| CVS IL2297144CV CHICAGO | | 1 | | | 1 |
| IVAN, MAYA | | | 1 | 100% | 1 |
| LAKE COMMUNITY ACTION AGENCY | | 1 | | | 1 |
| CVS TX1057POCT SAN ANTONIO | | 1 | | | 1 |
| ALLIED PHYSICIANS GROUP | | 1 | | | 1 |
| ADVANCE MD CARE | | | 1 | 100% | 1 |
| WALGREENS #15291 | | 1 | | | 1 |
| EAST COAST INSTITUTE FOR RESEARCH LLC | | | 1 | 100% | 1 |
| ENZO LABS INC | | | 1 | 100% | 1 |
| Kroger 397 - The Little Clinic Frankfort East | | 1 | | | 1 |
| Kroger 670 - The Little Clinic Powell | | 1 | | | 1 |
| PCG MOLECULAR | | | 1 | 100% | 1 |
| DERMDX, DIV OF AURORA DIAGNOSTICS/BERNHARDT LAB | | 1 | | | 1 |
| ST. VINCENT HOSPITAL | | | 1 | 100% | 1 |
| PORTAGE MEDICAL CENTER | | | 1 | 100% | 1 |
| THE LITTLE CLINIC, LLC | | | 1 | 100% | 1 |
| GOSHEN HOSPITAL | | | 1 | 100% | 1 |
| LABORATORIO BUENA SALUD | | | 1 | 100% | 1 |
| ADVENTHEALTH MEDICALGROUP PEDIATRICS AT ORLANDO | | 1 | | | 1 |
| BUFFALO VAMC | | | 1 | 100% | 1 |
| CVS IL5797POCT CAROL STREAM | | 1 | | | 1 |
| NHC HealthCare St. Charles | | 1 | | | 1 |
| BLACKBERRY CENTER, THE | | 1 | | | 1 |

COVID-19: testing by laboratory

Data through Feb 24, 2021 verified as of Feb 25, 2021 at 09:25 AM

Data in this report are provisional and subject to change.

The numbers in the table below represent the number of Florida and non-Florida residents for whom test results were received by the Department of Health. A person can be tested by more than one laboratory and can have both positive and negative results. **Therefore, the sum of the numbers in each column will be larger than the total number of people tested.**

| Reporting lab | Inconclusive | Negative | Positive | Percent positive | Total |
|--|--------------|----------|----------|------------------|-------|
| SANITAS RESEARCH LLC | | | 1 | 100% | 1 |
| Kroger 907 - The Little Clinic Holland | | 1 | | | 1 |
| WATERTOWN URGENT CARE | | 1 | | | 1 |
| ATHENA PLASTIC SURGERY | | 1 | | | 1 |
| SAN JOSE CLINIC | | 1 | | | 1 |
| MEDEXPRESS-DOVER | | 1 | | | 1 |
| CVS NM7242POCT ALBUQUERQUE | | 1 | | | 1 |
| SANTA CLARA VALLEY MEDICAL CENTER | | | 1 | 100% | 1 |
| URGENT CARE CENTER OF PORT ORANGE LLC | | | 1 | 100% | 1 |
| MDS PHARMA SERVICES | | 1 | | | 1 |
| A G RHODES HOME AT WESLEY WOODS | | 1 | | | 1 |
| RIVERSIDE MEDICAL CENTER | | 1 | | | 1 |
| Heartland of Perrysburg | | 1 | | | 1 |
| FLAGLER PROFESSIONAL HEALTH CARE SERVICES INC | | 1 | | | 1 |
| CUSTOM SCRIPTS PHARMACY | | 1 | | | 1 |
| STEWART FLORIDA ALF, INC | | | 1 | 100% | 1 |
| DAVITA DIALYSIS-NORTH | | | 1 | 100% | 1 |
| MEDRITE MEDICAL CARE PC | | 1 | | | 1 |
| FLORIDA ADVANCED MEDICAL AND DERM AESTHETICS LLC | | | 1 | 100% | 1 |
| Monument Health Strugis Care Center | | 1 | | | 1 |
| CAN COMMUNITY HEALTH LLC | | 1 | | | 1 |
| Broomall Manor | | 1 | | | 1 |
| Robinson Terrace Rehabilitation and Nursing Center | | 1 | | | 1 |
| SMITH KLINE | | | 1 | 100% | 1 |
| ANY LAB TEST NOW JACKSONVILLE | | 1 | | | 1 |
| HARMONY HEALTHCARE ORLANDO INC | | 1 | | | 1 |
| LPG COCONUT POINT - FAMILY/ INTERNAL MEDICINE | | 1 | | | 1 |
| Glen Oaks Health and REhabilitation | | 1 | | | 1 |
| RAMBAM URGENT CARE | | | 1 | 100% | 1 |
| El Paso Health Care Center | | | 1 | 100% | 1 |
| MEDEXPRESS URGENT CARE - HADLEY | | 1 | | | 1 |
| PUTNAM CO HOSPITAL-D/B/A ASBURY TOWERS | | 1 | | | 1 |
| PALM SPRINGS GENERAL HOSPITAL | | | 1 | 100% | 1 |
| FLORIDA HEALTH CARE MEDICAL GROUP | | 1 | | | 1 |
| ORLANDO PHYSICIAN NETWORK | | 1 | | | 1 |
| ULTIMATE ANALYSIS LABORATORY | | | 1 | 100% | 1 |
| FLAGLER CARE CENTER | | | 1 | 100% | 1 |
| OPTIMAL MEDICINE INC | | 1 | | | 1 |
| Bivins Pointe | | | 1 | 100% | 1 |
| VISTA DEL SOL MED ASSOC | | 1 | | | 1 |
| LIFE CARE CENTER OF GWINNETT | | 1 | | | 1 |
| ORDRS, INC. | | | 1 | 100% | 1 |
| Maple Lane Nursing Home | | 1 | | | 1 |
| JOHNSON & JOHNSON VISION CARE-VISTAKON | | | 1 | 100% | 1 |
| USC VERDUGO HILLS HOSPITAL | | | 1 | 100% | 1 |
| CHOTA COMMUNITY HEALTH SERVICES | | 1 | | | 1 |
| CVS IL2297652CV CHICAGO | | 1 | | | 1 |

COVID-19: testing by laboratory

Data through Feb 24, 2021 verified as of Feb 25, 2021 at 09:25 AM

Data in this report are provisional and subject to change.

The numbers in the table below represent the number of Florida and non-Florida residents for whom test results were received by the Department of Health. A person can be tested by more than one laboratory and can have both positive and negative results. **Therefore, the sum of the numbers in each column will be larger than the total number of people tested.**

| Reporting lab | Inconclusive | Negative | Positive | Percent positive | Total |
|--|--------------|----------|----------|------------------|-------|
| POETS WALK SARASOTA | | | 1 | 100% | 1 |
| SHANNON CLARK OD, PA | | | 1 | 100% | 1 |
| FREEPORT ER DOX URGENT CARE | | 1 | | | 1 |
| CLEVELAND CLINIC OHIO LABORATORIES | | | 1 | 100% | 1 |
| INTERNAL MEDICINE ASSOCIATES | | 1 | | | 1 |
| VIVEX/UMTB BIOMEDICAL | | | 1 | 100% | 1 |
| SAINT BARNABAS MEDICAL CENTER | | 1 | | | 1 |
| HEALTHCARE ASSOCIATES OF IRVING, LLP | | | 1 | 100% | 1 |
| OPTUM MEDICAL CLINIC IN ROCKRIMMON | | | 1 | 100% | 1 |
| Kroger 682 - The Little Clinic New Holland Market | | | 1 | 100% | 1 |
| HELGEMO & LIOU PEDIATRICS | | | 1 | 100% | 1 |
| MONMOUTH MEDICAL CENTER | | 1 | | | 1 |
| ST JOHN'S HOME CARE | | | 1 | 100% | 1 |
| SELECT MEDICAL CLINIC | | | 1 | 100% | 1 |
| NF Escambia, LLC DBA Olive BranchHealth and Rehabilitaion Center | | | 1 | 100% | 1 |
| ADVANCED CARDIOVASCULAR DIAGNOSTICS OF FL | | | 1 | 100% | 1 |
| QUEST INC | | | 1 | 100% | 1 |
| HORIZON MEDICAL CENTER | | | 1 | 100% | 1 |
| SHAH | | | 1 | 100% | 1 |
| LEXINGTON HOSPITAL CORPORATION | | | 1 | 100% | 1 |
| WINTER PARK MEMORIAL HOSPITAL LABORATORY | | 1 | | | 1 |
| CONWAY - SHERWOOD URGENT CARE | | | 1 | 100% | 1 |
| Imperial Healthcare Centre | | | 1 | 100% | 1 |
| CHILDREN'S MEMORIAL HOSPITAL | | | 1 | 100% | 1 |
| SSC NASHVILLE OPERATING CO LLC D/B/A | | 1 | | | 1 |
| GEORGE WASHINGTON UNIVERSITY HOSPITAL | | | 1 | 100% | 1 |
| HEALTH EXPRESS | | 1 | | | 1 |
| AUSTIN URGENT CARE | | | 1 | 100% | 1 |
| OHSU LABORATORY SERVICES | | 1 | | | 1 |
| SOUTHERN HILLS MEDICAL CENTER | | | 1 | 100% | 1 |
| FLORIDA KEYS PED AND ADOLES CTR | | | 1 | 100% | 1 |
| STATE OF CALIFORNIA DOH SERVICES | | | 1 | 100% | 1 |
| UUHC - REDSTONE HEALTH CENTER LABORATORY | | | 1 | 100% | 1 |
| CARENOW LAKE WORTH | | | 1 | 100% | 1 |
| CTMD MEDICAL CENTER, PA | | | 1 | 100% | 1 |
| Pontotoc Health and Rehab | | 1 | | | 1 |
| SUMMIT COUNTY PUBLIC HEALTH DEPARTMENT | | | 1 | 100% | 1 |
| WVU MEDICINE AT SUNCREST TOWNE CENTRE | | | 1 | 100% | 1 |
| SOUTHWESTERN STATE HOSPITAL LABORATORY | | | 1 | 100% | 1 |
| NEVADA RURAL HOUSING AUTHORITY | | | 1 | 100% | 1 |
| HAMILTON CI MAIN UNIT ANNEX/ WORK CAMP | | | 1 | 100% | 1 |
| ST LUKES SURGICAL AT THE VILLAGES INC | | | 1 | 100% | 1 |
| MEDICAL CITY DENTON | | | 1 | 100% | 1 |
| HAWKEYE CARE CENTER DUBUQUE | | 1 | | | 1 |
| ORLANDO HEALTH PHYSICIAN GROUP INC | | | 1 | 100% | 1 |
| NORTHEAST GEORGIA HEALTH SYSTEM | | | 1 | 100% | 1 |
| Allen Health and Rehabilitation | | 1 | | | 1 |

COVID-19: testing by laboratory

Data through Feb 24, 2021 verified as of Feb 25, 2021 at 09:25 AM

Data in this report are provisional and subject to change.

The numbers in the table below represent the number of Florida and non-Florida residents for whom test results were received by the Department of Health. A person can be tested by more than one laboratory and can have both positive and negative results. **Therefore, the sum of the numbers in each column will be larger than the total number of people tested.**

| Reporting lab | Inconclusive | Negative | Positive | Percent positive | Total |
|--|--------------|----------|----------|------------------|-------|
| CVS SC5479POCT INDIAN LAND | | 1 | | | 1 |
| Monument Health Custer Care Center | | 1 | | | 1 |
| CVS IN6608POCT NEW PALESTINE | | | 1 | 100% | 1 |
| Southwest Louisiana Veterans Home | | | 1 | 100% | 1 |
| ANY LAB TEST FAST CORP | | | 1 | 100% | 1 |
| MOORE CLINICAL RESEARCH INC | | | 1 | 100% | 1 |
| PARK LANE NURSING HOME | | 1 | | | 1 |
| SOUTHWOOD HEALTHCARE CENTER | | 1 | | | 1 |
| GIFFORD MEMORIAL HOSPITAL | | 1 | | | 1 |
| Kroger 481 - The Little Clinic Houston Levee | | 1 | | | 1 |
| INSTANT MEDICAL CARE CENTER | | | 1 | 100% | 1 |
| BEAUMONT URGENT CARE | | 1 | | | 1 |
| SAWGRASS PEDIATRIC PARTNERS LLC | | | 1 | 100% | 1 |
| NYU LANGONE AMBULATORY CARE LAKE SUCCE | | 1 | | | 1 |
| PEACE HEALTH FAMILY MEDICINE AT 87TH AVE | | 1 | | | 1 |
| SOUTHWOOD NURSING & RETIREMENT CENTER | | 1 | | | 1 |
| PARRISH MEDICAL GROUP | | | 1 | 100% | 1 |
| REEVES COUNTY HOSPITAL DISTRICT | | | 1 | 100% | 1 |
| Terrace Glen Village | | 1 | | | 1 |
| DIRECT PRIMARY CARE OF BURLESON | | | 1 | 100% | 1 |
| PALM BEACH COUNTY SHERIFF OFFICE | | | 1 | 100% | 1 |
| TREASURE COAST MEDICAL CONCIERGE LLC | | | 1 | 100% | 1 |
| PHOEBE PRIMARY CARE CAMILLA | | | 1 | 100% | 1 |
| MINUTECLINIC DIAGNOSTIC OF OHIO #5060 | | 1 | | | 1 |
| CAMBRIDGE HEALTH ALLIANCE | | | 1 | 100% | 1 |
| UNIVERSITY OF BALTIMORE WASHINGTON MEDICAL CENTER | | | 1 | 100% | 1 |
| UNIVERSITY PLACE NURSING CENTER | | 1 | | | 1 |
| CYPRESS VILLAGE REHAB CENTER | | 1 | | | 1 |
| ORMOND MEDICAL ARTS FAMILY PRACTICE PL | | | 1 | 100% | 1 |
| BEST CARE COMMUNITY AND FAMILY HEALTH CENTER INC | | | 1 | 100% | 1 |
| DIGNITY HEALTH GOHEALTH | | 1 | | | 1 |
| VIRGINIA UROLOGY | | 1 | | | 1 |
| BETHESDA HOSPITAL | | | 1 | 100% | 1 |
| SHP WESTCHESTER LLC | | 1 | | | 1 |
| Caldwell Care | | 1 | | | 1 |
| CLINICAL CARE, INC | | | 1 | 100% | 1 |
| Tremont Health & Rehabilitation Center | | 1 | | | 1 |
| JACK M MATHENY II MD | | | 1 | 100% | 1 |
| MID-FLORIDA CANCER CENTERS | | 1 | | | 1 |
| MEMORIAL HOSPITAL OF TAMPA | | | 1 | 100% | 1 |
| Jersey City Medical Center | | 1 | | | 1 |
| Kroger 970 - The Little Clinic Westfield | | | 1 | 100% | 1 |
| CVS OH3306POCT AKRON | | 1 | | | 1 |
| ADVENTHEALTH CENTRA CARE POINCIANA | | | 1 | 100% | 1 |
| OCEANVIEW NURSING AND REHABILITAION CENTER | | | 1 | 100% | 1 |
| UHEALTH CORAL SPRINGS | | | 1 | 100% | 1 |
| The Evangelical Lutheran Good Samaritan Society Prescott Village | | 1 | | | 1 |

COVID-19: testing by laboratory

Data through Feb 24, 2021 verified as of Feb 25, 2021 at 09:25 AM

Data in this report are provisional and subject to change.

The numbers in the table below represent the number of Florida and non-Florida residents for whom test results were received by the Department of Health. A person can be tested by more than one laboratory and can have both positive and negative results. **Therefore, the sum of the numbers in each column will be larger than the total number of people tested.**

| Reporting lab | Inconclusive | Negative | Positive | Percent positive | Total |
|--|--------------|----------|----------|------------------|-------|
| PLEASANT RIDGE MANOR WEST | | 1 | | | 1 |
| UNIVERSITY OF MARYLAND PATHOLOGY ASSOCIATES | | | 1 | 100% | 1 |
| GULF COUNTY HEALTH DEPARTMENT | | | 1 | 100% | 1 |
| INHEALTH LIFE SCIENCES LLC | | | 1 | 100% | 1 |
| KIDSVILLE PEDIATRICS III PA | | | 1 | 100% | 1 |
| CULVER CITY URGENT CARE | | | 1 | 100% | 1 |
| LOURDES URGENT CARE | | | 1 | 100% | 1 |
| THE CLINIC ON SIXTH | | | 1 | 100% | 1 |
| MEDEXPRESS URGENT CARE CHICOPEE | | | 1 | 100% | 1 |
| PM PEDIATRICS PC | | | 1 | 100% | 1 |
| Birmingham Nursing & Rehab Center | | 1 | | | 1 |
| INDIAN RIVER CLINICAL LABORATORY, INC. | | 1 | | | 1 |
| BALLAD HEALTH MEDICAL ASSOCIATES URGENT CARE | | | 1 | 100% | 1 |
| ST. MICHAEL'S ELITE HOSPITAL | | | 1 | 100% | 1 |
| LOPEZ | | 1 | | | 1 |
| UF HEALTH - WILDLIGHT | | | 1 | 100% | 1 |
| CEPERO PEDIATRICS PA | | | 1 | 100% | 1 |
| LOUIS A JOHNSON VAMC | | 1 | | | 1 |
| Kroger 717 - The Little Clinic Dolphin Drive | | | 1 | 100% | 1 |
| ST JOHNS EPISCOPAL HOSPITAL SOUTH SHORE | | 1 | | | 1 |
| MEDPOST - NORTH DALLAS | | | 1 | 100% | 1 |
| CARESPOT - OCOEE | | | 1 | 100% | 1 |
| PANCARE HEALTH - CARR ELEM & MIDDLE SCHOOL | | | 1 | 100% | 1 |
| PULMONARY MEDICINE | | 1 | | | 1 |
| CSI LABORATORIES FLORIDA | | | 1 | 100% | 1 |
| THE HOSPITALS OF PROVIDENCE EMERGENCY ROOM | | | 1 | 100% | 1 |
| MARTIN ARMY COMMUNITY HOSPITAL | | | 1 | 100% | 1 |
| CIRRUS DX | | | 1 | 100% | 1 |
| ROUTE 16 PHARMACY LLC DBA HOLLAND PHAR | | 1 | | | 1 |
| HEALTHPLUS | | | 1 | 100% | 1 |
| Advanced Rehabilitation of Vernon | | 1 | | | 1 |
| IM&P WELLNES CENTER | | | 1 | 100% | 1 |
| HALIFAX HEALTH PRIMARY CARE ORMOND | | | 1 | 100% | 1 |
| BROADWAY HEALTH FLORIDA MEDICAL CLINIC URGENT CARE | | | 1 | 100% | 1 |
| SACRED HEART HOSPITAL NURSING | | | 1 | 100% | 1 |
| ST. JOHN HOSPITAL & MEDICAL CENTER | | | 1 | 100% | 1 |
| MANOR CARE OF DELRAY BEACH FL LLC | | 1 | | | 1 |
| SPHERE DX | | | 1 | 100% | 1 |
| QLABS | | | 1 | 100% | 1 |
| CVS MA594POCT FALMOUTH | | 1 | | | 1 |
| FHPG SURGICAL ASSOCIATES OF EAST PASCO | | | 1 | 100% | 1 |
| Kroger 63 - The Little Clinic Glassford Hill Rd | | 1 | | | 1 |
| CVS PA1296POCT DREXEL HILL | | 1 | | | 1 |
| TITUSVILLE CENTER FOR SURGICAL EXCELLENCE LLC | | 1 | | | 1 |
| SOUTHERN FAMILY HEALTH | | | 1 | 100% | 1 |
| PINEBROOK CARE AND REHABILITATION CENTER | | | 1 | 100% | 1 |
| MED BAR LLC | | 1 | | | 1 |

COVID-19: testing by laboratory

Data through Feb 24, 2021 verified as of Feb 25, 2021 at 09:25 AM

Data in this report are provisional and subject to change.

The numbers in the table below represent the number of Florida and non-Florida residents for whom test results were received by the Department of Health. A person can be tested by more than one laboratory and can have both positive and negative results. **Therefore, the sum of the numbers in each column will be larger than the total number of people tested.**

| Reporting lab | Inconclusive | Negative | Positive | Percent positive | Total |
|---|--------------|----------|----------|------------------|-------|
| WASHINGTONVILLE PHARMACY INC | | 1 | | | 1 |
| CLARKSVILLE HEALTH SYSTEM | | | 1 | 100% | 1 |
| BIOMERIEUX | | | 1 | 100% | 1 |
| AURORA MEDICAL CENTER-KENOSHA | | | 1 | 100% | 1 |
| AVERA ST. MARY'S HOSPITAL | | | 1 | 100% | 1 |
| KINGWOOD EMERGENCY CENTER | | | 1 | 100% | 1 |
| C V S / PHARMACY #4396 | | 1 | | | 1 |
| SYCAMORE MEDICAL CENTER-KETTERING HEALTH NETWORK | | | 1 | 100% | 1 |
| BLANCHARD VALLEY HOSPITAL LABORATORY | | | 1 | 100% | 1 |
| ORANGE PEDIATRICS PA | | | 1 | 100% | 1 |
| PLANT CITY FAMILY CARE | | 1 | | | 1 |
| Kroger 97 - The Little Clinic Hutchinson | | 1 | | | 1 |
| FLORIDA DIGESTIVE AND LIVER SPECIALISTS | | | 1 | 100% | 1 |
| URGENTMED PLANTATION | | | 1 | 100% | 1 |
| ASCARATE DIALYSIS | | | 1 | 100% | 1 |
| ATMORE COMMUNITY HOSPITAL | | | 1 | 100% | 1 |
| CENTRAL JERSEY URGENT CARE OF GREEN BR | | 1 | | | 1 |
| BSA PHYSICIANS GROUP, INC D/B/A BSA FAMILY MEDICAL | | | 1 | 100% | 1 |
| Kingston Care Center of Fort Wayne | | 1 | | | 1 |
| MISSION HOSPITAL – MEMORIAL CAMPUS | | | 1 | 100% | 1 |
| HILTON HEAD HOSPITAL/INPATIENT | | | 1 | 100% | 1 |
| KIOSK MEDICINE OF KENTUCKY LLC | | 1 | | | 1 |
| VILLAGES HEALTH SYSTEM, LLC, THE | | | 1 | 100% | 1 |
| EXPRESS WALK IN MEDICAL CENTER | | | 1 | 100% | 1 |
| BOCA CIEGA CENTER | | | 1 | 100% | 1 |
| GARDEN VIEW CARE CENTER | | 1 | | | 1 |
| MED-LAKE LABORATORY, LLC | | | 1 | 100% | 1 |
| SOUTHEAST MISSOURI HOSPITAL | | 1 | | | 1 |
| SC-GA2018 MCCORMICK REHAB & HEALTHCARE | | 1 | | | 1 |
| Kroger 49 - The Little Clinic Wichita - 21st St. | | | 1 | 100% | 1 |
| LABTEST LLC LABTEST DIAGNOSTICS | | | 1 | 100% | 1 |
| CVS OH398OPOCT KENT | | 1 | | | 1 |
| COUNTRYSIDE PEDIATRIC CARE PA | | | 1 | 100% | 1 |
| Kroger 407 - The Little Clinic Lexington | | 1 | | | 1 |
| CORPUS CHRISTI MEDICAL CENTER | | | 1 | 100% | 1 |
| COMMONWEALTH OF VIRGINIA DIVISION OF CONSOLIDATED LABORATORY SERVICES | | | 1 | 100% | 1 |
| DW MCMILLAN MEMORIAL HOSPITAL LABORATORY | | | 1 | 100% | 1 |
| DELAWARE DEPARTMENT OF HEATH | | | 1 | 100% | 1 |
| MIL LAKE HEALTHCARE CENTER INC PEDIATRICS | | | 1 | 100% | 1 |
| SOUTHERN WINDS | | | 1 | 100% | 1 |
| NORTH PALM BEACH DIALYSIS CENTER | | | 1 | 100% | 1 |
| BAPTIST HEALTH EXPRESS CARE | | | 1 | 100% | 1 |
| LABTOX LABORATORIES | | | 1 | 100% | 1 |
| ABBOTT LABORATORIES - OCCUPATIONAL HEALTH SERVICES | | | 1 | 100% | 1 |
| Mountain View Manor | | | 1 | 100% | 1 |
| HCA HOUSTON ER 24/7 | | | 1 | 100% | 1 |
| ENCOMPASS HEALTH REHABILITATION HOSPITAL OF MIAMI | | | 1 | 100% | 1 |

COVID-19: testing by laboratory

Data through Feb 24, 2021 verified as of Feb 25, 2021 at 09:25 AM

Data in this report are provisional and subject to change.

The numbers in the table below represent the number of Florida and non-Florida residents for whom test results were received by the Department of Health. A person can be tested by more than one laboratory and can have both positive and negative results. **Therefore, the sum of the numbers in each column will be larger than the total number of people tested.**

| Reporting lab | Inconclusive | Negative | Positive | Percent positive | Total |
|---|--------------|----------|----------|------------------|-------|
| MIAMI-DADE COUNTY HEALTH DEPT. | | 1 | | | 1 |
| Cornerstone at the Ranch | | 1 | | | 1 |
| DEACONESS URGENT CARE CENTER | | | 1 | 100% | 1 |
| FREDERICK AVENUE GROUP HOME | | 1 | | | 1 |
| ASCENSION ST VINCENT'S - WESTSIDE | | | 1 | 100% | 1 |
| MIDDLETON PEDIATRICS | | | 1 | 100% | 1 |
| ST. LUKE'S HOSPITAL | | | 1 | 100% | 1 |
| BAPTIST ASI | | | 1 | 100% | 1 |
| REGIONAL MED CTR BAYONET POINT | | | 1 | 100% | 1 |
| INNOVATIVE CARE II LLC | | | 1 | 100% | 1 |
| MANCHESTER COMMONS | | 1 | | | 1 |
| BAPTIST HEALTH SURGERY CENTER AT NORTHPOINT | | | 1 | 100% | 1 |
| CVS CA9103POCT ESCONDIDO | | 1 | | | 1 |
| MADISON AT OVIEDO | | | 1 | 100% | 1 |
| Integrity Healthcare of Carbondale | | | 1 | 100% | 1 |
| CHRISTUS GOOD SHEPHERD MEDICAL CENTER | | | 1 | 100% | 1 |
| LABORATORIO MEDICO CENTRAL CONDOMINO MD | | | 1 | 100% | 1 |
| SPARTA HEALTH & REHAB | | 1 | | | 1 |
| Harris Hill Nursing Facility | | 1 | | | 1 |
| PASTEUR MEDICAL HIALEAH GARDEN LLC | | | 1 | 100% | 1 |
| PREMIER PEDIATRICS LLC | | | 1 | 100% | 1 |
| CVS MA41POCT TAUNTON | | 1 | | | 1 |
| CONCIERGE INTERNAL MEDICINE ASSOCIATES | | | 1 | 100% | 1 |
| NORTHSIDE FAMILY MEDICINE AND URGENT CARE (CUMMING) | | 1 | | | 1 |
| VERITAS GENETICS, INC. | | | 1 | 100% | 1 |
| LAKE VISTA DIALYSIS | | | 1 | 100% | 1 |
| HEALTH PLUS SUNRISE MEDICAL OFFICE | | | 1 | 100% | 1 |
| FHPG INTERNAL MEDICINE OF BRANDON | | | 1 | 100% | 1 |
| Heritage Health of Peru | | | 1 | 100% | 1 |
| ELKHART GENERAL HOSPITAL | | | 1 | 100% | 1 |
| MEMORIALCARE LONG BEACH MEDICAL CENTER | | | 1 | 100% | 1 |
| ENCOMPASS HEALTH REHABILITATION | | | 1 | 100% | 1 |
| UMASS MEMORIAL MEDICAL CENTER, INC | | 1 | | | 1 |
| SWIFTCARE URGENT CARE, PLLC | | | 1 | 100% | 1 |
| AL MANI HEALTH INSTUTUTE | | 1 | | | 1 |
| DAYTONA BEACH DIALYSIS | | | 1 | 100% | 1 |
| NATION'S BEST CARE HOME HEALTH | | | 1 | 100% | 1 |
| UT HEALTH RIO GRANDE VALLEY PRIMARY CARE AT | | | 1 | 100% | 1 |
| FAMILY MEDICAL CENTRE | | | 1 | 100% | 1 |
| AURORA HEALTH CARE METRO INC | | | 1 | 100% | 1 |
| BETHESDA ON TURKEY CREEK | | | 1 | 100% | 1 |
| Douglas County Health Center | | 1 | | | 1 |
| Belvoir Woods Health Care Center at The Fairfax | | 1 | | | 1 |
| Jacaranda Manor | | | 1 | 100% | 1 |
| INFECTION CONTROL DEPT | | | 1 | 100% | 1 |
| CVS AZ10529POCT SCOTTSDALE | | 1 | | | 1 |
| KNAPP MEDICAL GROUP | | | 1 | 100% | 1 |

COVID-19: testing by laboratory

Data through Feb 24, 2021 verified as of Feb 25, 2021 at 09:25 AM

Data in this report are provisional and subject to change.

The numbers in the table below represent the number of Florida and non-Florida residents for whom test results were received by the Department of Health. A person can be tested by more than one laboratory and can have both positive and negative results. **Therefore, the sum of the numbers in each column will be larger than the total number of people tested.**

| Reporting lab | Inconclusive | Negative | Positive | Percent positive | Total |
|--|--------------|----------|----------|------------------|-------|
| HOUSTON DEPARTMENT OF HEALTH AND HUMAN SERVICES | | | 1 | 100% | 1 |
| Avera Sr. James Care Center | | 1 | | | 1 |
| AUGUSTA HEALTH CLINICAL LABORATORY | | | 1 | 100% | 1 |
| BAPTIST HOSPITAL EAST | | | 1 | 100% | 1 |
| WEST COAST CLINICAL LABS INC | | | 1 | 100% | 1 |
| TITUSVILLE TOWERS ASSISTED LIVING | | 1 | | | 1 |
| FLAGLER COUNTY BOARD OF COUNTY COMMISSIONERS | | | 1 | 100% | 1 |
| Kroger 682 - The Little Clinic Combs and Gantzel | | 1 | | | 1 |
| BRIAN C GRINER MD LLC | | | 1 | 100% | 1 |
| CVS NE8616POCT LINCOLN | | 1 | | | 1 |
| LITTLE COMPANY OF MARY HOSPITAL | | | 1 | 100% | 1 |
| PRIMARY CARE GROUP LLC | | 1 | | | 1 |
| WINDSOR MANOR | | | 1 | 100% | 1 |
| KENNEDY BOULEVARD DIALYSIS | | | 1 | 100% | 1 |
| Victoria Manor | | 1 | | | 1 |
| PRACTITIONERS IN MOTION | | | 1 | 100% | 1 |
| EILEEN TURBESSI MD PA | | 1 | | | 1 |
| MINUTE CLINIC DIAGNOSTICS OF IN, LLC #6252 | | 1 | | | 1 |
| GOLDING-GRANADO MEDICAL ASSOCIATES | | 1 | | | 1 |
| DOCTORS CARE - GREER | | 1 | | | 1 |
| MISSOURI DEPT. OF HEALTH | | | 1 | 100% | 1 |
| ABINGTON MEMORIAL HOSPITAL | | | 1 | 100% | 1 |
| TEMPUS_LABS | | | 1 | 100% | 1 |
| SAINT ALPHONSUS REGIONAL MEDICAL CENTER | | | 1 | 100% | 1 |
| WY RETIREMENT CENTER | | 1 | | | 1 |
| HEALTH FIRST HOME CARE | | 1 | | | 1 |
| MAHONEY PEDIATRICS PA | | | 1 | 100% | 1 |
| FLORHAM PARK ENDOSCOPY CENTER | | 1 | | | 1 |
| HEALTHCARE FOR THE HOMELESS | | | 1 | 100% | 1 |
| BLUFFTON HEALTH CENTER | | | 1 | 100% | 1 |
| AMERICAN DRUG TESTING LAB LLC | | | 1 | 100% | 1 |
| DEVANSH LAB WERKS | | 1 | | | 1 |
| Ideal Senior Living Center | | 1 | | | 1 |
| MEDTOWN PHARMACY | | | 1 | 100% | 1 |
| BRONSON METHODIST HOSPITAL | | | 1 | 100% | 1 |
| Williamstown Commons | | | 1 | 100% | 1 |
| TRUCARE LIVING CENTERS - SELMA | | | 1 | 100% | 1 |
| ST JOHN'S MEDICAL CENTER, TETON VILLAGE | | | 1 | 100% | 1 |
| BMC MAYPORT | | | 1 | 100% | 1 |
| FAITH FAMILY PRACTICE | | | 1 | 100% | 1 |
| PHYSICIANS IMMEDIATE CARE | | | 1 | 100% | 1 |
| BROOKSVILLE REGIONAL HOSPITAL | | | 1 | 100% | 1 |
| CVS NV9586POCT RENO | | 1 | | | 1 |
| PATHOLOGYT & LAB MEDICINE SERVICES | | | 1 | 100% | 1 |
| HOCHBERG LOWER SCHOOL | | 1 | | | 1 |
| EH FARGO HOSPITAL LABORATORY | | | 1 | 100% | 1 |
| LAKE MARY DIALYSIS | | | 1 | 100% | 1 |

COVID-19: testing by laboratory

Data through Feb 24, 2021 verified as of Feb 25, 2021 at 09:25 AM

Data in this report are provisional and subject to change.

The numbers in the table below represent the number of Florida and non-Florida residents for whom test results were received by the Department of Health. A person can be tested by more than one laboratory and can have both positive and negative results. **Therefore, the sum of the numbers in each column will be larger than the total number of people tested.**

| Reporting lab | Inconclusive | Negative | Positive | Percent positive | Total |
|--|--------------|----------|----------|------------------|-------|
| WALGREENS #10854 | | 1 | | | 1 |
| RIDGE OPTUM FLORIDA | | | 1 | 100% | 1 |
| LUMICO LIFE INSURANCE COMPANY | | 1 | | | 1 |
| LEHIGH REGIONAL WOUND CENTER | | | 1 | 100% | 1 |
| ADVANCE CARDIOVASCULAR IMAGING, INC | | | 1 | 100% | 1 |
| GRAND VIEW HOSPITAL | | | 1 | 100% | 1 |
| MCH PHYSICIANS GROUP | | | 1 | 100% | 1 |
| PRIMARY CARE & PEDIATRICS - SHEPHERSTOWN | | 1 | | | 1 |
| ST GERARD'S COMMUNITY OF CARE | | 1 | | | 1 |
| WALGREENS #01398 | | | 1 | 100% | 1 |
| Valley Center (WV) | | | 1 | 100% | 1 |
| CLEMENT MANOR HEALTH CENTER | | 1 | | | 1 |
| Oakland Nursing and Rehabilitation Center | | 1 | | | 1 |
| CSL PLASMA LAB | | | 1 | 100% | 1 |
| VA COMMUNITY BASED CLINIC - LAKE CITY | | | 1 | 100% | 1 |
| PRIMARY AND URGENT CARE | | | 1 | 100% | 1 |
| CONNECTICUT PEDIATRICS @ CHC | | 1 | | | 1 |
| NEMOURS CHILDRENS PRIMARY CARE CLERMONT | | | 1 | 100% | 1 |
| RICHMOND MEDICAL CENTER FOR WOMEN | | 1 | | | 1 |
| CVS / PHARMACY #10794 | | | 1 | 100% | 1 |
| RELIANCE HOME HEALTH CARE INC | | 1 | | | 1 |
| CVS NC5532POCT SUMMERFIELD | | 1 | | | 1 |
| THE MEDICAL CENTER AT BOWLING GREEN | | | 1 | 100% | 1 |
| Grangeville Health and Rehab | | 1 | | | 1 |
| HATLEY HEALTH CARE, INC | | 1 | | | 1 |
| UNIVERSITY OF IOWA HOSPITALS & CLINICS | | | 1 | 100% | 1 |
| HEARTLAND OF ZEPHYRHILLS FL, LLC | | | 1 | 100% | 1 |
| MAYO CLINICAL LABORATORIES | | 1 | | | 1 |
| Garden View Care Center at Dougherty Ferry | | 1 | | | 1 |
| BL DIAGNOSTICS LLC | | | 1 | 100% | 1 |
| PARK AVENUE PEDIATRICS PC | | 1 | | | 1 |
| CHIEFLAND MEDICAL CENTER | | | 1 | 100% | 1 |
| RYE BEACH PHARMACY INC | | 1 | | | 1 |
| Chestnut Ridge Nursing & Rehab | | 1 | | | 1 |
| Signature Healthcare of Georgetown | | 1 | | | 1 |
| FLORIDA DEPARTMENT OF HEALTH PALM BEACH COUNTY | | | 1 | 100% | 1 |
| BAYCARE OUTREACH LAB AT NEW TAMPA | | | 1 | 100% | 1 |
| BOULDER COMMUNITY HOSPITAL | | | 1 | 100% | 1 |
| MEDCOR, INC | | | 1 | 100% | 1 |
| JMJ FAMILY PRACTICE | | | 1 | 100% | 1 |
| HIBISCUS COURT | | | 1 | 100% | 1 |
| MISSION HOSPITAL | | | 1 | 100% | 1 |
| MERITER LABORATORIES | | | 1 | 100% | 1 |
| BAPTIST HOSPITAL LABORATORY | | | 1 | 100% | 1 |
| JASPER MEMORIAL HOSPITAL | | 1 | | | 1 |
| MEDICAL CENTER | | | 1 | 100% | 1 |
| Kroger 753 - The Little Clinic Goss Avenue | | 1 | | | 1 |

COVID-19: testing by laboratory

Data through Feb 24, 2021 verified as of Feb 25, 2021 at 09:25 AM

Data in this report are provisional and subject to change.

The numbers in the table below represent the number of Florida and non-Florida residents for whom test results were received by the Department of Health. A person can be tested by more than one laboratory and can have both positive and negative results. **Therefore, the sum of the numbers in each column will be larger than the total number of people tested.**

| Reporting lab | Inconclusive | Negative | Positive | Percent positive | Total |
|---|--------------|----------|----------|------------------|-------|
| TREASURE COAST COMMUNITY HEALTH INC | | | 1 | 100% | 1 |
| Louis Stokes Cleveland VA - Midtown Dialysis Center | | 1 | | | 1 |
| CVS TX7431POCT ROWLETT | | 1 | | | 1 |
| Manor Care Health Care Services - Williamsport North | | 1 | | | 1 |
| AUTUMN CARE OF STATESVILLE, LLC | | 1 | | | 1 |
| TARRANT MEDICAL ASSOCIATES | | | 1 | 100% | 1 |
| SANFORD HOME | | 1 | | | 1 |
| SUNCOAST BEHAVIORAL HEALTH CENTER | | | 1 | 100% | 1 |
| EMPLOYEE WELLNESS PA | | | 1 | 100% | 1 |
| PEDIATRIC ASSOCIATES - DORAL | | | 1 | 100% | 1 |
| DEL PRADO MEDICAL CENTER, INC | | 1 | | | 1 |
| EMERSON HOSPITAL LABORATORY | | | 1 | 100% | 1 |
| WYOMING COUNTY DEPARTMENT OF HEALTH | | 1 | | | 1 |
| SPINE & PAIN CONSULTANT PLLC | | 1 | | | 1 |
| WEXFORD HEALTH SOURCES INC | | 1 | | | 1 |
| NORTH FL SOUTH GA HCS-LAKE CITY | | | 1 | 100% | 1 |
| AAA MEDICAL TESTING | | | 1 | 100% | 1 |
| HILLSBORO MEDICAL CENTER MAIN LABORATO | | 1 | | | 1 |
| UNIVERISTY HOSPITAL | | | 1 | 100% | 1 |
| ADVENTHEALTH MEDICAL GROUP SENIOR HEALTH AT | | | 1 | 100% | 1 |
| CARESOUTH HHA HOLDINGS OF THE TREASURE COAST LLC | | | 1 | 100% | 1 |
| The Pines at Poughkeepsie Center for Nursing and Rehabilitation | | 1 | | | 1 |
| DIAGNOSTIC GROUP INTEGRATED HEALTHCARE | | | 1 | 100% | 1 |
| CHILDREN'S NATIONAL MEDICAL CENTER | | | 1 | 100% | 1 |
| SYNERGY DIALYSIS INC | | | 1 | 100% | 1 |
| WALKIN MEDICAL URGENT CARE,NEW CITY | | | 1 | 100% | 1 |
| CENTRAL FLORIDA ADULT MEDICINE | | 1 | | | 1 |
| TLC MEDICAL | | | 1 | 100% | 1 |
| CAH ACQUISITION COMPANY 11 LLC | | | 1 | 100% | 1 |
| MOUNT SINAI MEDICAL CENTER AVENTURA ER | | | 1 | 100% | 1 |
| CURELOGICS WOUND CARE & HYPERBARIC CENTER | | 1 | | | 1 |
| WEST COCOA PHARMACY | | | 1 | 100% | 1 |
| SISTERS MISSION | | | 1 | 100% | 1 |
| HABANA HEALTH CARE CENTER | | | 1 | 100% | 1 |
| SANTA BARABARA ALF LLC (THE WINDSOR) | | | 1 | 100% | 1 |
| MEDERI CARETENDERS VS OF SE FL LLC DBA | | | 1 | 100% | 1 |
| Dexter Health Care | | 1 | | | 1 |
| GUTHRIE CORNING HOSPITAL LABORATORY | | 1 | | | 1 |
| FLORIDA HOSPITAL LAB | | | 1 | 100% | 1 |
| Florida Baptist Retirement Center | | 1 | | | 1 |
| LEE PHYSICIAN GROUP COLLEGE POINT | | 1 | | | 1 |
| GATEWAY LABORATORIES | | 1 | | | 1 |
| MEDEXPRESS URGENT CARE - DANVILLE | | 1 | | | 1 |
| WAYNE COUNTY PUBLIC HEALTH | | 1 | | | 1 |
| PENINSULA REGIONAL MED CTR LAB | | | 1 | 100% | 1 |
| CAREFIRST URGENT CARE - BEECHMONT | | | 1 | 100% | 1 |
| Troy Center for Rehabilitation & Nursing | | 1 | | | 1 |

COVID-19: testing by laboratory

Data through Feb 24, 2021 verified as of Feb 25, 2021 at 09:25 AM

Data in this report are provisional and subject to change.

The numbers in the table below represent the number of Florida and non-Florida residents for whom test results were received by the Department of Health. A person can be tested by more than one laboratory and can have both positive and negative results. **Therefore, the sum of the numbers in each column will be larger than the total number of people tested.**

| Reporting lab | Inconclusive | Negative | Positive | Percent positive | Total |
|--|--------------|----------|----------|------------------|-------|
| VICTORIA PAIN AND REHABILITATION CENTER | | | 1 | 100% | 1 |
| VELOCITY URGENT CARE - LITTLE CREEK | | | 1 | 100% | 1 |
| ALLIED PEDIATRICS & FAMILY MEDICINE | | | 1 | 100% | 1 |
| PUBLIX PHARMACY #0332 | | 1 | | | 1 |
| WEILL CORNELL MEDICAL ASSOCIATES - EAST SIDE | | 1 | | | 1 |
| WELLCARE URGENT CARE | | | 1 | 100% | 1 |
| WALGREENS #06025 | | 1 | | | 1 |
| ADVENT HEALTH - OWASA | | | 1 | 100% | 1 |
| NORTH SHORE HEMATOLOGY-ONCOLOGY ASSOCI | | 1 | | | 1 |
| LAB PLUS, LLC | | | 1 | 100% | 1 |
| NEW SMYRNA BEACH AMBULATORY CARE CTR | | | 1 | 100% | 1 |
| COLLIER BLVD HMA PHYSICIANS MANAGEMENT LLC | | | 1 | 100% | 1 |
| Kroger 419 - The Little Clinic Farmington/Exeter | | 1 | | | 1 |
| CARBON HEALTH | | | 1 | 100% | 1 |
| Lynwood | | 1 | | | 1 |
| Crowne Place Assisted Living | | 1 | | | 1 |
| ROAN MOUNTAIN MEDICAL CENTER | | | 1 | 100% | 1 |
| ELAN MANATEE | | | 1 | 100% | 1 |
| URGENT CARE OF FORT LAUDERDALE INC | | | 1 | 100% | 1 |
| EXAC CARE CROSSVILLE | | 1 | | | 1 |
| FAMILY MEDICINE AT CELEBRATION | | 1 | | | 1 |
| POINTE MEDICAL SERVICES INC | | | 1 | 100% | 1 |
| SOMA MEDICAL CENTER PA #2 OAKLAND | | | 1 | 100% | 1 |
| SHARON REGIONAL MEDICAL CENTER | | | 1 | 100% | 1 |
| THE CHILDREN'S HOSPITAL OF PHILADELPHIA | | 1 | | | 1 |
| DIGNITY HEALING LLC | | | 1 | 100% | 1 |
| CVS KS8573POCT OVERLAND PARK | | 1 | | | 1 |
| Village Crest Center for Health & Rehabilitation | | 1 | | | 1 |
| MINUTECLINIC DIAG OF IND, LLC #6250 | | 1 | | | 1 |
| INDIANA STATE DEPARTMENT OF HEALTH CLINIC MICROBIOLOGY | | 1 | | | 1 |
| FAIRVIEW HOSPITAL | | | 1 | 100% | 1 |
| MEDEXPRESS URGENT CARE - LAWTON | | 1 | | | 1 |
| STAMFORD HOSPITAL | | | 1 | 100% | 1 |
| C A R E S | | 1 | | | 1 |
| PARK AVENUE DERMATOLOGY NORTH | | | 1 | 100% | 1 |
| COMMUNITY MEDICAL CARE | | | 1 | 100% | 1 |
| HOWELL BRANCH COURT | | | 1 | 100% | 1 |
| TRAVIS LEE THOMPSON MD | | | 1 | 100% | 1 |
| BAXTER REGIONAL MEDICAL CENTER | | | 1 | 100% | 1 |
| ATLANTIC DIAGNOSTICS | | | 1 | 100% | 1 |
| Villa Maria | | | 1 | 100% | 1 |
| PEDIATRIC URGENT CARE CENTR OF FORT WORTH-LA GRAN | | | 1 | 100% | 1 |
| NEW YORK CITY DEPARTMENT OF HEALTH | | | 1 | 100% | 1 |
| Kroger 531 - The Little Clinic Waterville | | 1 | | | 1 |
| BETHESDA HEALTH PHYSICIANS GROUP | | 1 | | | 1 |
| CARTERSVILLE MEDICAL CENTER | | | 1 | 100% | 1 |
| MARK HOANG MD PA | | | 1 | 100% | 1 |

COVID-19: testing by laboratory

Data through Feb 24, 2021 verified as of Feb 25, 2021 at 09:25 AM

Data in this report are provisional and subject to change.

The numbers in the table below represent the number of Florida and non-Florida residents for whom test results were received by the Department of Health. A person can be tested by more than one laboratory and can have both positive and negative results. **Therefore, the sum of the numbers in each column will be larger than the total number of people tested.**

| Reporting lab | Inconclusive | Negative | Positive | Percent positive | Total |
|--|--------------|----------|----------|------------------|-------|
| SIGNATURE CARE COLLEGE STATION | | | 1 | 100% | 1 |
| CVS GA5622POCT DALLAS | | 1 | | | 1 |
| KIDS CARE PEDIATRICS PA | | | 1 | 100% | 1 |
| PASCO COUNTY HEALTH DEPARTMENT | | | 1 | 100% | 1 |
| PALMA CEIA MED GROUP-SWANN | | 1 | | | 1 |
| HELEN HAYES HOSPITAL LABORATORY | | 1 | | | 1 |
| Walgreens #5914 | | 1 | | | 1 |
| CLUB HEALTH AND REHABILITATION CENTER, THE | | 1 | | | 1 |
| HARDEE COUNTY FIRE RESCUE | | 1 | | | 1 |
| ISLANDS ASSISTED LIVING FACILITY,THE | | | 1 | 100% | 1 |
| MIAMI VASCULAR SURGERY | | | 1 | 100% | 1 |
| FINLAY MEDICAL RESEARCH CORP | | | 1 | 100% | 1 |
| NEMOURS CHILDREN'S PRIMARY CARE, ST CLOUD | | | 1 | 100% | 1 |
| Crestwood Nursing Center | | 1 | | | 1 |
| Kroger 350 - The Little Clinic New Cut Road | | 1 | | | 1 |
| HOLSTON MEDICAL GROUP | | 1 | | | 1 |
| BROOKDALE AVONDALE (BU 04360) | | | 1 | 100% | 1 |
| GREYSTONE HOME HEALTH OF GREATER ORLANDO LLC | | 1 | | | 1 |
| TWIN | | | 1 | 100% | 1 |
| ALTA BATES SUMMIT MEDICAL CENTER CLINICAL LAB | | | 1 | 100% | 1 |
| SCRIPTS PLUS INC DBA THE MEDICINE SHOP | | 1 | | | 1 |
| Metairie Healthcare Center | | | 1 | 100% | 1 |
| NULL | | | 1 | 100% | 1 |
| FAMILY PHYSICIANS OF WINTER PARK, INC | | | 1 | 100% | 1 |
| ARNOLD PALMER HOSPITAL LAB POCT | | 1 | | | 1 |
| BASCOM PALMER-MICRO LAB | | | 1 | 100% | 1 |
| WELLPATH | | | 1 | 100% | 1 |
| ALL PEDIATRIC CARE PA | | | 1 | 100% | 1 |
| ST. LUKES HOSPITAL | | | 1 | 100% | 1 |
| MERCYONE DES MOINES MEDICAL CENTER | | | 1 | 100% | 1 |
| NEW YORK PHYSICIANS LLP | | 1 | | | 1 |
| Kroger 672 - The Little Clinic Bill Kennedy & Glenwood | | 1 | | | 1 |
| ARBOR DIAGNOSTICS, INC | | 1 | | | 1 |
| Harbert Hills Academy Nursing Home | | 1 | | | 1 |
| Gulf Coast health and Rehabilitation, LLC | | 1 | | | 1 |
| MEDICAL ASSOCIATES OF PINELLAS - LAB | | | 1 | 100% | 1 |
| NORTHSIDE FAMILY MEDICINE | | 1 | | | 1 |
| MEDICAL CLINIC OF HOUSTON | | | 1 | 100% | 1 |
| ANDREWS INSTITUTE AMBULATORY SURGERY CENTER | | 1 | | | 1 |
| HOSPICE OF MARION COUNTY INC | | | 1 | 100% | 1 |
| AUTUMN HOUSE | | | 1 | 100% | 1 |
| CHP COVID-19 (TX) | | | 1 | 100% | 1 |
| FAMILY PRACTICE ASSOCIATES | | 1 | | | 1 |
| BAPTIST HEALTH PRIMARY CARE AT DORAL | | | 1 | 100% | 1 |
| ALAFAYA WOODS FAMILY MEDICAL CENTER | | 1 | | | 1 |
| MED CHOICE CENTER OF NORTH MIAMI | | | 1 | 100% | 1 |
| ACCURATE HEALTH SERVICES CORP | | | 1 | 100% | 1 |

COVID-19: testing by laboratory

Data through Feb 24, 2021 verified as of Feb 25, 2021 at 09:25 AM

Data in this report are provisional and subject to change.

The numbers in the table below represent the number of Florida and non-Florida residents for whom test results were received by the Department of Health. A person can be tested by more than one laboratory and can have both positive and negative results. **Therefore, the sum of the numbers in each column will be larger than the total number of people tested.**

| Reporting lab | Inconclusive | Negative | Positive | Percent positive | Total |
|--|--------------|----------|----------|------------------|-------|
| VELOCITY URGENT CARE - REDMILL | | | 1 | 100% | 1 |
| Fulton County Medical Center Long Term Care | | | 1 | 100% | 1 |
| PCR DIAGNOSTICS | | | 1 | 100% | 1 |
| MICROBIOLOGY DEPARTMENT | | | 1 | 100% | 1 |
| Walgreens #5421 | | 1 | | | 1 |
| Highland Ave. Eye Clinic | | 1 | | | 1 |
| HEARTLAND PHARMACY SEBRING | | | 1 | 100% | 1 |
| Bolingreen Health and Rehabilitation | | 1 | | | 1 |
| CLIFTON-FINE HOSPITAL LABORATORY | | 1 | | | 1 |
| PEDIATRIC ASSOCIATES OF ORLANDO | | | 1 | 100% | 1 |
| ORMC-ARDEN/EOI | | | 1 | 100% | 1 |
| CARDIOLOGY AND FITNESS MEDICINE | | 1 | | | 1 |
| Kroger 629 - The Little Clinic Cartersville, GA Hwy 41 | | 1 | | | 1 |
| TILLAMOOK COUNTY GENERAL HOSPITAL LAB | | 1 | | | 1 |
| PASTEUR MEDICAL CENTER LLC | | 1 | | | 1 |
| LSU MEDICAL CENTER | | | 1 | 100% | 1 |
| Life Care Center of Auburn | | 1 | | | 1 |
| WEST FLORIDA MEDICAL ASSOCIATES PA | | | 1 | 100% | 1 |
| EPIC CARE PHARMACY | | 1 | | | 1 |
| Kroger 367 - The Little Clinic Walton | | 1 | | | 1 |
| SV MOBILE HEALTH | | | 1 | 100% | 1 |
| CRYSTAL RIVER FIRE DEPARTMENT | | | 1 | 100% | 1 |
| LIFESPAN HEALTH - SELMER | | 1 | | | 1 |
| ADVANTA LABS, LLC | | 1 | | | 1 |
| MANHATTAN COLLEGE HEALTH SERVICES | | 1 | | | 1 |
| UNIVERSITY OF MIAMI PRIMARY CARE SITE UMHC 3039 | | | 1 | 100% | 1 |
| MERCY GENERAL HOSPITAL | | | 1 | 100% | 1 |
| INLET CONCIERGE MEDICINE | | | 1 | 100% | 1 |
| Hillside Manor Rehabilitation and Extended Care Center | | 1 | | | 1 |
| Regency Square | | | 1 | 100% | 1 |
| NORDX | | | 1 | 100% | 1 |
| ALLEGANY COUNTY DEPARTMENT OF HEALTH | | 1 | | | 1 |
| WRIGHT PATTERSON AFB MEDICAL CENTER | | | 1 | 100% | 1 |
| RABI SINHA, MD | | 1 | | | 1 |
| FELD ENTERTAINMENT | | | 1 | 100% | 1 |
| Kroger 410 - The Little Clinic Trinity | | 1 | | | 1 |
| Redwood Springs Healthcare | | | 1 | 100% | 1 |
| BEAUMONT HOSPITAL, GROSSE POINTE | | | 1 | 100% | 1 |
| ADVANCED URGENT CARE PLLC | | 1 | | | 1 |
| APS-SUMMIT CARE PHARMACY, LLC DBA OMNICARE | | 1 | | | 1 |
| Virginia Gay Nursing and Rehab | | 1 | | | 1 |
| BRITTNEY WHELIHAN IRWIN ARNP LLC | | | 1 | 100% | 1 |
| The Center at Centennial | | | 1 | 100% | 1 |
| CHIPLEY DIALYSIS | | | 1 | 100% | 1 |
| CVS AZ3749POCT GOODYEAR | | 1 | | | 1 |
| WMC HEALTH GROUP OF KISSIMMEE LLC | | | 1 | 100% | 1 |
| PEDIATRIC ASSOCIATES - MIAMI LAKES | | 1 | | | 1 |

COVID-19: testing by laboratory

Data through Feb 24, 2021 verified as of Feb 25, 2021 at 09:25 AM

Data in this report are provisional and subject to change.

The numbers in the table below represent the number of Florida and non-Florida residents for whom test results were received by the Department of Health. A person can be tested by more than one laboratory and can have both positive and negative results. **Therefore, the sum of the numbers in each column will be larger than the total number of people tested.**

| Reporting lab | Inconclusive | Negative | Positive | Percent positive | Total |
|---|--------------|----------|----------|------------------|-------|
| AURORA CONSOLIDATED LABORATORY | | | 1 | 100% | 1 |
| CVS IL2798POCT CHICAGO | | | 1 | 100% | 1 |
| WATERS EDGE ELEMENTARY SCHOOL | | | 1 | 100% | 1 |
| Long Beach Care Center | | | 1 | 100% | 1 |
| VALUE DRUGS GREENLAWN INC | | 1 | | | 1 |
| REGENTS PARK OF JACKSONVILLE | | | 1 | 100% | 1 |
| COMMUNITY HOSPITALS INDIANAPOLIS | | | 1 | 100% | 1 |
| ACCESS TOTAL CARE - PORTLAND | | | 1 | 100% | 1 |
| Mercy Manor Transition Center | | | 1 | 100% | 1 |
| NORTH SHORE MEDICAL CENTER - SALEM HOSPITAL | | | 1 | 100% | 1 |
| NORTHEAST BAPTIST HOSPITAL | | | 1 | 100% | 1 |
| MEDEXPRESS URGENT CARE - WAYNESBURG | | 1 | | | 1 |
| Walgreens #10851 | | 1 | | | 1 |
| MISSISSIPPI VALLEY REGIONAL BLOOD CENTER | | | 1 | 100% | 1 |
| BRUCE S WEST MD | | | 1 | 100% | 1 |
| FRANKLIN CBOC | | | 1 | 100% | 1 |
| CVS AZ5477POCT SURPRISE | | 1 | | | 1 |
| FLORIDA HOSPITAL ORMOND BEACH | | | 1 | 100% | 1 |
| MOBILE MEDICAL CLINIC | | | 1 | 100% | 1 |
| CVS NC2749POCT CONCORD | | 1 | | | 1 |
| METROWEST MEDICAL CENTER - FRAMINGHAM | | | 1 | 100% | 1 |
| LabCorp L#09258295 M#09258285 | | | 1 | 100% | 1 |
| EVERGREEN NURSING HOME | | 1 | | | 1 |
| CONTINENTAL HOME HEALTH CARE INC | | | 1 | 100% | 1 |
| Florence Home | | 1 | | | 1 |
| CVS GA2279POCT SUWANEE | | 1 | | | 1 |
| MEDOR/ACC SYNCHRONY | | | 1 | 100% | 1 |
| MARQUETTE GENERAL HOSPITAL | | | 1 | 100% | 1 |
| WVU MEDICINE - WESTON | | | 1 | 100% | 1 |
| NULEASE MEDICAL SOLUTIONS | | | 1 | 100% | 1 |
| Kroger 395 - The Little Clinic Blanchester | | 1 | | | 1 |
| UHS BINGHAMTON GENERAL | | | 1 | 100% | 1 |
| CVS TX10016POCT PRINCETON | | 1 | | | 1 |
| The Palms Nursing and Rehabilitation | | 1 | | | 1 |
| GEORGETOWN URGENT CARE | | | 1 | 100% | 1 |
| Kroger 523 - The Little Clinic Dickson | | | 1 | 100% | 1 |
| UPMC NORTHWEST HOSPITAL | | | 1 | 100% | 1 |
| COURTLAND TERRACE | | 1 | | | 1 |
| TAYLOR COUNTY HEALTH DEPARTMENT | | | 1 | 100% | 1 |
| CVS MA2125POCT NATICK | | 1 | | | 1 |
| St Mary's d'Youville Pavilion | | 1 | | | 1 |
| ROSE MEDICAL CENTER LAB | | | 1 | 100% | 1 |
| AMD | | | 1 | 100% | 1 |
| DORA HOME CARE | | | 1 | 100% | 1 |
| OPTUM OF HIALEAH | | 1 | | | 1 |
| MEDSTAR URGENT CARE, LLC | | | 1 | 100% | 1 |
| Sanford Health & Rehabilitation | | | 1 | 100% | 1 |

COVID-19: testing by laboratory

Data through Feb 24, 2021 verified as of Feb 25, 2021 at 09:25 AM

Data in this report are provisional and subject to change.

The numbers in the table below represent the number of Florida and non-Florida residents for whom test results were received by the Department of Health. A person can be tested by more than one laboratory and can have both positive and negative results. **Therefore, the sum of the numbers in each column will be larger than the total number of people tested.**

| Reporting lab | Inconclusive | Negative | Positive | Percent positive | Total |
|---|--------------|----------|----------|------------------|-------|
| VIP FAMILY PRACTICE | | | 1 | 100% | 1 |
| MYCLINIC, INC | | | 1 | 100% | 1 |
| SPRING VALLEY HOSPITAL MEDICAL CENTER | | | 1 | 100% | 1 |
| MEDEXPRESS URGENT CARE, EDWARDSVILLE | | 1 | | | 1 |
| AFFILIATED LABORATORIES INC | | | 1 | 100% | 1 |
| Kroger 705 - The Little Clinic Richmond | | 1 | | | 1 |
| Riviera Health Resort | | 1 | | | 1 |
| CAPSTONE REHABILITATION AND HEALTHCARE | | 1 | | | 1 |
| CHI ST VINCENT LITTLE ROCK DIAGNOSTIC CLINIC | | | 1 | 100% | 1 |
| PATIENT FIRST-GENERAL BOOTH | | | 1 | 100% | 1 |
| TAMPA GENERAL MEDICAL GROUP LABORATORY HEALTHPARK | | | 1 | 100% | 1 |
| HEART HOSPITAL OF LAFAYETTE: EMERGENCY ROOM | | | 1 | 100% | 1 |
| Kroger 519 - The Little Clinic Staples Mill Road | | 1 | | | 1 |
| Portsmouth Health and Rehab | | | 1 | 100% | 1 |
| LABORATORY SERVICES SGHS - CAMDEN | | 1 | | | 1 |
| MOUNT ST MARYS HOSPITAL OF NIAGARA FALLS | | | 1 | 100% | 1 |
| PORTSMOUTH REG. HOSPITAL | | | 1 | 100% | 1 |
| A.G. Rhodes | | 1 | | | 1 |
| GOOD SAMARITAN SOCIETY - DE SMET | | 1 | | | 1 |
| SKIN WELLNESS PHYSICIANS LLC | | 1 | | | 1 |
| DEERFIELD BEACH REHABILITATION AND NURSING | | | 1 | 100% | 1 |
| WALGREENS #15495 | | | 1 | 100% | 1 |
| Wetumpka Health and Rehab, LLC | | 1 | | | 1 |
| BIOMAT ORLANDO | | 1 | | | 1 |
| CVS NV5286POCT HENDERSON | | 1 | | | 1 |
| COVENANT HEALTH | | 1 | | | 1 |
| ACCESS MEDICAL GROUP OF TAMPA INC | | | 1 | 100% | 1 |
| bishop rehabilitation and nursing center | | 1 | | | 1 |
| ALPHA CLINICAL LABORATORY CORP. | | | 1 | 100% | 1 |
| KENDALL PEDIATRICS PARTNERS LLC | | | 1 | 100% | 1 |
| SOUTH FLORIDA RESEARCH ORGANIZATION | | | 1 | 100% | 1 |
| SIGNATURE CARE MEMORIAL CITY | | | 1 | 100% | 1 |
| TRUMAN MEDICAL CENTER - HOSPITAL HILL | | | 1 | 100% | 1 |
| MEDCOR CORPORATE CLINIC | | | 1 | 100% | 1 |
| MINUTECLINIC, LLC #07876 | | | 1 | 100% | 1 |
| MAYO CLINIC BEACHES PRIMARY CARE CTR | | 1 | | | 1 |
| PATHOLOGY | | 1 | | | 1 |
| HUMC | | 1 | | | 1 |
| EASTSIDE URGENT CARE | | | 1 | 100% | 1 |
| CONCORDIA MANOR | | | 1 | 100% | 1 |
| TREASURE COAST PRIMARY CARE | | 1 | | | 1 |
| MORGAN STANELY HEALTH CENTER | | 1 | | | 1 |
| FORT LOUDOUN PRIMARY CARE | | 1 | | | 1 |
| MED FIRST IMMEDIATE CARE AND FAMILY PRACTICE | | | 1 | 100% | 1 |
| UHEALTH CARDIOLOGY | | | 1 | 100% | 1 |
| WALGREEN#12147 | | 1 | | | 1 |
| SHANNON MEDICAL CENTER | | | 1 | 100% | 1 |

COVID-19: testing by laboratory

Data through Feb 24, 2021 verified as of Feb 25, 2021 at 09:25 AM

Data in this report are provisional and subject to change.

The numbers in the table below represent the number of Florida and non-Florida residents for whom test results were received by the Department of Health. A person can be tested by more than one laboratory and can have both positive and negative results. **Therefore, the sum of the numbers in each column will be larger than the total number of people tested.**

| Reporting lab | Inconclusive | Negative | Positive | Percent positive | Total |
|---|--------------|----------|----------|------------------|-------|
| CENTRAL FL INTERNAL MEDICINE ASSOCIATES LLC | | 1 | | | 1 |
| KATHY L ANDERSON DO PA | | | 1 | 100% | 1 |
| PROVIDENCE ST PETER HOSPITAL | | 1 | | | 1 |
| Hearthstone Nursing and Rehabilitation Center | | 1 | | | 1 |
| ROYAL OAK MEDICAL CENTER LLC DBA CHARACTER FAMILY | | | 1 | 100% | 1 |
| VALLEY HOSPITAL MEDICAL CENTER | | 1 | | | 1 |
| ADAMS COUNTY HEALTH DEPARTMENT | | | 1 | 100% | 1 |
| EAST FL CORE LAB | | | 1 | 100% | 1 |
| NORTH RIVER FAMILY HEALTH CENTER | | | 1 | 100% | 1 |
| JOSHUA E CHESIR MD | | 1 | | | 1 |
| MEMORIAL HOSPITAL - BELLEVILLE | | | 1 | 100% | 1 |
| TCPA CLINICAL LABORATORIES | | | 1 | 100% | 1 |
| Wexner Heritage House | | | 1 | 100% | 1 |
| PUBLIX PHARMACY # 1236 | | | 1 | 100% | 1 |
| STEWART MEDICAL GROUP INC | | | 1 | 100% | 1 |
| TMH CANCER CENTER LABORATORY | | | 1 | 100% | 1 |
| SKY RIDGE MEDICAL CENTER - MICRO | | | 1 | 100% | 1 |
| SHAMRA MEDICAL LABORATORY | | | 1 | 100% | 1 |
| FIU HEALTH CARE CENTER | | | 1 | 100% | 1 |
| MARRA'S PHARMACY | | 1 | | | 1 |
| MARYLAND DEPARTMENT OF HEALTH AND MENTAL HYGIENE-LABORATORIES | | | 1 | 100% | 1 |
| Newton Wellesley Center for Alzheimer's Care | | 1 | | | 1 |
| Holly Hill Healthcare Center | | | 1 | 100% | 1 |
| PELICAN STATE OUTPATIENT CENTER | | | 1 | 100% | 1 |
| GARDENS AT MAPLEWOOD | | | 1 | 100% | 1 |
| KAISER PERMANENTE REGIONAL REFERENCE LABORATORY | | 1 | | | 1 |
| Shelbyville Manor | | 1 | | | 1 |
| Walgreens #9620 | | 1 | | | 1 |
| ST MARY'S OF SAGINAW | | 1 | | | 1 |
| Mary Anna Nursing Home | | 1 | | | 1 |
| BERKSHIRE MEDICAL CENTER | | | 1 | 100% | 1 |
| PALM BEACH DIGESTIVE ASSOCIATES | | | 1 | 100% | 1 |
| ATRIA TAMARAC | | | 1 | 100% | 1 |
| JUPITER MEDICAL CENTER INC | | | 1 | 100% | 1 |
| PEACHEALTH LABORATORIES | | 1 | | | 1 |
| SELF REGIONAL HEALTHCARE | | | 1 | 100% | 1 |
| BAYFRONT HEAL WOUND CARE AND HYPERBARIC CENTER | | | 1 | 100% | 1 |
| THE CENTER FOR DISCOVERY | | 1 | | | 1 |
| Ash Flat Healthcare and Rehabilitation Center | | | 1 | 100% | 1 |
| CONSULATE HEALTH CARE OF VERO BEACH | | | 1 | 100% | 1 |
| MIDWEST COVENANT HOME, INC | | 1 | | | 1 |
| URGENT CARE OF KANSAS CITY | | | 1 | 100% | 1 |
| BAYLOR SCOTT AND WHITE MEDICAL CENTER -CENTENTENNIAL | | | 1 | 100% | 1 |
| MEDICAL ARTS LABORATORY | | | 1 | 100% | 1 |
| OCCUPATIONAL HEALTH CENTER | | 1 | | | 1 |
| LP ELIZABETHTON | | 1 | | | 1 |
| PAUL C SCHWARTZ & MELVIN L WEIDMAN | | 1 | | | 1 |

COVID-19: testing by laboratory

Data through Feb 24, 2021 verified as of Feb 25, 2021 at 09:25 AM

Data in this report are provisional and subject to change.

The numbers in the table below represent the number of Florida and non-Florida residents for whom test results were received by the Department of Health. A person can be tested by more than one laboratory and can have both positive and negative results. **Therefore, the sum of the numbers in each column will be larger than the total number of people tested.**

| Reporting lab | Inconclusive | Negative | Positive | Percent positive | Total |
|--|--------------|----------|----------|------------------|-------|
| MEDIPLUS CLINIC, INC | | | 1 | 100% | 1 |
| MEDEXPRESS URGENT CARE - RUSSELLVILLE, W MAIN ST | | 1 | | | 1 |
| Alden North Shore | | | 1 | 100% | 1 |
| MEDEXPRESS URGENT CARE - CONWAY | | 1 | | | 1 |
| HELIX BIOMEDICS LLC | | | 1 | 100% | 1 |
| YOUR HEALTH PEDIATRICS INC | | | 1 | 100% | 1 |
| NORTHEAST FLORIDA HEALTH SERVICES | | | 1 | 100% | 1 |
| 15 TO KNOW | | | 1 | 100% | 1 |
| IVY CREEK HEALTHCARE & WELLNESS CENTRE | | | 1 | 100% | 1 |
| ONPOINT URGENT CARE | | | 1 | 100% | 1 |
| NORTHSIDE HOSPITAL DULUTH | | | 1 | 100% | 1 |
| Kroger 541 - The Little Clinic Long Hollow Pike | | 1 | | | 1 |
| SLIDELL MEMORIAL HOSPITAL | | | 1 | 100% | 1 |
| AML DIAGNOSTICS- ADV TESTING IN METABOLIC MEDICINE | | | 1 | 100% | 1 |
| ICARE | | 1 | | | 1 |
| CVS IN6555POCT BROWNSBURG | | 1 | | | 1 |
| KROGER 785 - THE LITTLE CLINIC DIXIE HWY | | 1 | | | 1 |
| FRASER MEMORIAL HOSPITAL | | | 1 | 100% | 1 |
| CVS AZ5892POCT LAVEEN | | 1 | | | 1 |
| UF HEALTH THE VILLAGES | | | 1 | 100% | 1 |
| AFTER HOURS CLINIC | | | 1 | 100% | 1 |
| UT HEALTH RGV CLINICAL LABORATORY | | | 1 | 100% | 1 |
| LAB PLUS, LLC AT ASCENSION SAINT THOMA | | 1 | | | 1 |
| Country View of Sunbury | | | 1 | 100% | 1 |
| MOSOLF PEDIATRICS PA | | | 1 | 100% | 1 |
| The Carrington | | 1 | | | 1 |
| LAKE REGIONAL HEALTH | | | 1 | 100% | 1 |
| SOUTHEASTERN HEALTH FACILITES, INC | | 1 | | | 1 |
| Dugan Memorial Home | | 1 | | | 1 |
| Eagle Health and Rehabilitation | | 1 | | | 1 |
| CLEVELAND CLINIC OUTPATIENT LABORATORY | | | 1 | 100% | 1 |
| PINNACLE DIALYSIS | | 1 | | | 1 |
| Kroger 126 - The Little Clinic Cottonwood | | 1 | | | 1 |
| IMMEDIATE CARE PA | | | 1 | 100% | 1 |
| RIDGEFIELD PEDIATRIC ASSOCIATES | | 1 | | | 1 |
| LADY OF THE SEA HOSPITAL LAB | | | 1 | 100% | 1 |
| HAPPY KIDZ PEDIATRICS PL | | | 1 | 100% | 1 |
| ADVENTHEALTH DURAND | | | 1 | 100% | 1 |
| MEDEX CLINIC LLC | | | 1 | 100% | 1 |
| OPTUM PRIMARY CARE | | | 1 | 100% | 1 |
| Autumn Care of Suffolk | | 1 | | | 1 |
| SOWAL HEALTH & DRUG | | | 1 | 100% | 1 |
| NEW ERA HEALTH CENTER INC | | 1 | | | 1 |
| ELLIS HOSPITAL URGENT CARE CENTER LAB | | 1 | | | 1 |
| LARKIN COMMUNITY HOSPITAL PALM SPRINGS CAMPUS | | | 1 | 100% | 1 |
| VA SALT LAKE CITY HCS | | 1 | | | 1 |
| NORTHWEST FLORIDA SPECIALTY PHYSICIANS LLC | | 1 | | | 1 |

COVID-19: testing by laboratory

Data through Feb 24, 2021 verified as of Feb 25, 2021 at 09:25 AM

Data in this report are provisional and subject to change.

The numbers in the table below represent the number of Florida and non-Florida residents for whom test results were received by the Department of Health. A person can be tested by more than one laboratory and can have both positive and negative results. **Therefore, the sum of the numbers in each column will be larger than the total number of people tested.**

| Reporting lab | Inconclusive | Negative | Positive | Percent positive | Total |
|---|--------------|----------|----------|------------------|-------|
| LOUIS STOKES CLEVELAND VA MEDICAL CENTER | | | 1 | 100% | 1 |
| WAYCROSS INTRTNAL MEDICINE | | | 1 | 100% | 1 |
| PARTNERS IN PRIMARY CARE | | 1 | | | 1 |
| Vibrantlife of El Paso Rehabilitation Center | | | 1 | 100% | 1 |
| YOUR HEALTH PEDIATRICS | | | 1 | 100% | 1 |
| UW MEDICINE CHU LAB | | | 1 | 100% | 1 |
| UPSON REGIONAL MEDICAL CENTER | | | 1 | 100% | 1 |
| RED BUG LAKE ROAD OVIEDO COVID | | | 1 | 100% | 1 |
| TERRELL URGENT CARE | | | 1 | 100% | 1 |
| CATSKILL REGIONAL MEDICAL CENTER | | 1 | | | 1 |
| MID FLORIDA COMMUNITY SERVICES | | | 1 | 100% | 1 |
| WEST PENSACOLA DIALYSIS CENTER | | | 1 | 100% | 1 |
| ROCKLEDGE HEALTH & REHABILITATION CENTER | | | 1 | 100% | 1 |
| ASSISTED LIVING AT TREZEVANT | | 1 | | | 1 |
| DIVERSICARE OF BIG SPRINGS | | 1 | | | 1 |
| CVS OH3458POCT BEAVERCREEK | | 1 | | | 1 |
| Miller Health Care Center | | | 1 | 100% | 1 |
| B2 URGENT CARE | | | 1 | 100% | 1 |
| DAYTONA BEACH HEALTH AND REHAB CENTER | | 1 | | | 1 |
| MANATEE URGENT CARE LLC | | | 1 | 100% | 1 |
| OHIOHEALTH URGENT CARE | | | 1 | 100% | 1 |
| WATERBURY HOSPITAL REFERENCE LAB | | | 1 | 100% | 1 |
| NFRC CLINICAL LAB | | | 1 | 100% | 1 |
| ANDERSON REGIONAL MEDICAL CENTER | | | 1 | 100% | 1 |
| JACKSBORO URGENT CARE | | | 1 | 100% | 1 |
| WESTEX URGENT CARE, PLLC | | | 1 | 100% | 1 |
| PREMIER FAMILY AND SPORTS MEDICINE LLC | | | 1 | 100% | 1 |
| SUTTER GOULD MEDICAL FOUNDATION | | | 1 | 100% | 1 |
| HACKENSACK UNIVERSITY MEDICAL CENTER | | 1 | | | 1 |
| DE TAR HOSPITAL | | | 1 | 100% | 1 |
| Essex Center for Rehabilitation and Healthcare | | 1 | | | 1 |
| CONVENIENT MEDICAL AND HEALTH SERVICES | | | 1 | 100% | 1 |
| RM PHARMACY SERVICES INC | | 1 | | | 1 |
| Grand Junction VAMC | | 1 | | | 1 |
| Garden Villa Bedford | | 1 | | | 1 |
| COSTCO PHARMACY #1023 | | | 1 | 100% | 1 |
| KINGWOOD EMERGENCY HOSPITAL | | | 1 | 100% | 1 |
| ADVENTHEALTH MEDICAL GROUP COMMUNITY MEDICINE | | | 1 | 100% | 1 |
| UMMC MIDTOWN CAMPUS | | | 1 | 100% | 1 |
| MORNINGSIDE NURSING AND REHABILITATION | | 1 | | | 1 |
| Aspire Physical Recovery Center at Cahaba River | | 1 | | | 1 |
| OMNI HEALTHCARE URGENT CARE | | | 1 | 100% | 1 |
| MERCY – NORTH IOWA | | | 1 | 100% | 1 |
| SOUTHWEST ORLANDO FAMILY MEDICINE, PL | | | 1 | 100% | 1 |
| EVENTIDE LUTHERAN HOME | | 1 | | | 1 |
| OHIO VALLEY MANOR NURSING & | | 1 | | | 1 |
| St. Anne Home | | 1 | | | 1 |

COVID-19: testing by laboratory

Data through Feb 24, 2021 verified as of Feb 25, 2021 at 09:25 AM

Data in this report are provisional and subject to change.

The numbers in the table below represent the number of Florida and non-Florida residents for whom test results were received by the Department of Health. A person can be tested by more than one laboratory and can have both positive and negative results. **Therefore, the sum of the numbers in each column will be larger than the total number of people tested.**

| Reporting lab | Inconclusive | Negative | Positive | Percent positive | Total |
|---|---------------|-------------------|------------------|------------------|-------------------|
| FRONT PORCH PEDIATRICS PLLC | | | 1 | 100% | 1 |
| CLERMONT HEALTH DEPARTMENT | | | 1 | 100% | 1 |
| CVS CA9823POCT SACRAMENTO | | 1 | | | 1 |
| Northern Nevada State Veterans Home | | 1 | | | 1 |
| PowerBack Piscataway Center | | 1 | | | 1 |
| BRADENTON DIALYSIS | | | 1 | 100% | 1 |
| Kroger 923 - The Little Clinic Centerville | | 1 | | | 1 |
| NORTHEAST TEXAS DIALYSIS | | 1 | | | 1 |
| TMH PHYSICIAN PARTNERS | | | 1 | 100% | 1 |
| Lutheran Community at Telford | | 1 | | | 1 |
| CATHEDRAL GERONTOLOGY CENTER DBA CATHEDRAL CARES | | | 1 | 100% | 1 |
| VETERANS AFFAIRS MEDICAL CENTER - EAST ORANGE | | | 1 | 100% | 1 |
| LCMC LAB SUBSECTION | | 1 | | | 1 |
| KID FIXERS | | 1 | | | 1 |
| HEALTH ALLIANCE | | | 1 | 100% | 1 |
| DECATUR MORGAN HOSPITAL - DECATUR GENE | | 1 | | | 1 |
| NORTH SHORE HEMATOLOGY-ONCOLOGY ASSOCIATES | | 1 | | | 1 |
| CENTRAL TX URGENT CARE | | | 1 | 100% | 1 |
| ST.ELIZABETH HEALTH CENTER | 1 | | | | 1 |
| STANLY REGIONAL MEDICAL CENTER | | | 1 | 100% | 1 |
| FLORIDA STATE UNIVERSITY HEALTH SERVICES | | | 1 | 100% | 1 |
| JOHNSON MEDICAL SERVICES | | | 1 | 100% | 1 |
| Cooperstown Center for Nursing and Rehabilitation | | 1 | | | 1 |
| MED TECH CLINICAL LABORATORY | | 1 | | | 1 |
| NANCY M WORTHINGTON MD PA | | | 1 | 100% | 1 |
| WINCHESTER HOSPITAL | | | 1 | 100% | 1 |
| ASHLEY PEDICATRICS DAY AND NIGHT CLINIC | | | 1 | 100% | 1 |
| Total | 89,572 | 16,324,065 | 2,432,878 | 13% | 18,846,515 |