

COVID-19: summary of cases and monitoring

Data through Feb 23, 2021 verified as of Feb 24, 2021 at 09:25 AM

Data in this report are provisional and subject to change.

Cases: people with positive PCR or antigen test result

Total cases

Florida residents	1,851,151
Non-Florida residents	34,510

Type of testing

Florida residents	1,851,151
Positive by BPHL/CDC	67,988
Positive by commercial/hospital lab	1,783,163
PCR positive	1,506,867
Antigen positive	344,284
Non-Florida residents	34,510
Positive by BPHL/CDC	854
Positive by commercial/hospital lab	33,656
PCR positive	23,906
Antigen positive	10,604

Characteristics

Florida residents hospitalized	78,472
Florida resident deaths	30,340
Non-Florida resident deaths	538

Hospitalized counts include anyone who was hospitalized at some point during their illness. It does not reflect the number of people currently hospitalized.

More information on deaths identified through death certificate data is available on the National Center for Health Statistics website at www.cdc.gov/nchs/nvss/vsrr/COVID19/index.htm.

Cases: people with positive PCR or antigen test result

Risk factors for Florida residents

Traveled	14,719
Contact with a known case	710,829
Traveled and contact with a known case	20,087
Neither	1,105,516
No travel and no contact	214,554
Travel is unknown	647,637
Contact is unknown	406,099
Contact is pending	422,204

Travel can be unknown and contact can be unknown or pending for the same case, these numbers will sum to more than the "neither" total.

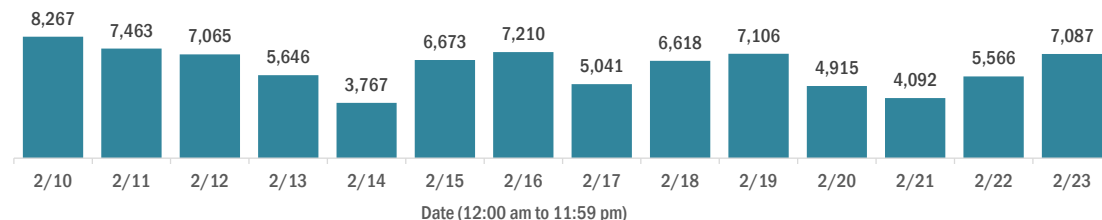
COVID-19: summary of laboratory testing

Data through Feb 23, 2021 verified as of Feb 24, 2021 at 09:25 AM

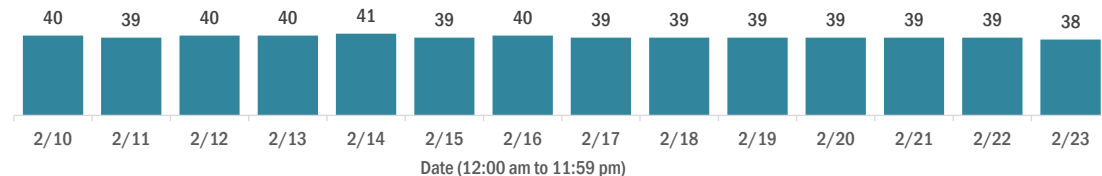
Data in this report are provisional and subject to change.

Cases in Florida residents per day for the past 2 weeks

Number of cases per day



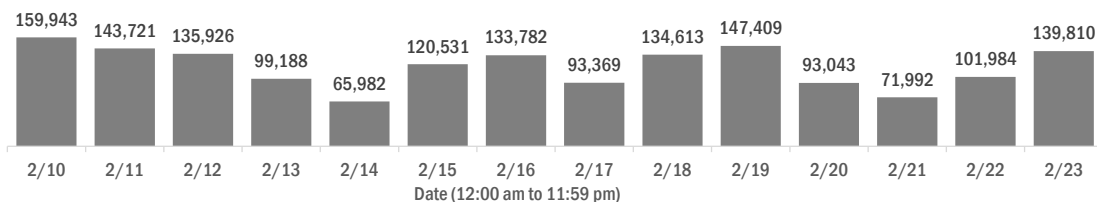
Median age of cases by day



Laboratory testing for Florida residents over the past 2 weeks

Number of Florida residents tested per day

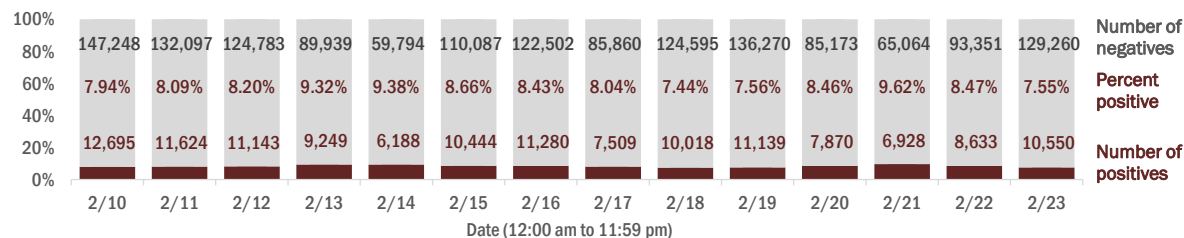
These counts include the number of people for whom the Department received PCR or antigen laboratory results by day. People tested on multiple days will be included for each day a new result was received. A person is only counted once for each day they are tested, regardless of whether multiple specimens are tested or multiple results are received.



Number and percent of Florida residents with positive test results

The percent of positive results ranged from 7.44% to 9.62% over the past 2 weeks and was 7.55% yesterday.

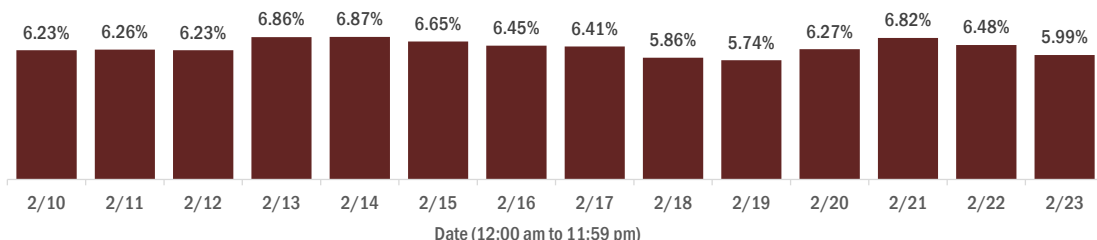
These counts include the number of people for whom the Department received PCR or antigen laboratory results by day. People tested on multiple days will be included for each day a new result was received. A person is only counted once for each day they are tested, regardless of whether multiple specimens are tested or multiple results are received. If a person has a positive specimen and a negative specimen in the same day, only the positive result is counted.



Percent positivity for new cases in Florida residents

The percent of positive results ranged from 5.74% to 6.87% over the past 2 weeks and was 5.99% yesterday.

This percent is the number of people who test PCR- or antigen-positive for the first time divided by all the people tested that day, excluding people who have previously tested positive.



COVID-19: characteristics of 1,851,151 Florida resident cases

Data through Feb 23, 2021 verified as of Feb 24, 2021 at 09:25 AM

Data in this report are provisional and subject to change.

Age group	Cases		Hospitalizations		Deaths	
0-4 years	36,385	2%	516	1%	0	0%
5-14 years	112,795	6%	484	1%	5	0%
15-24 years	284,613	15%	1,937	2%	39	0%
25-34 years	321,980	17%	3,804	5%	155	1%
35-44 years	286,434	15%	5,743	7%	457	2%
45-54 years	282,202	15%	8,882	11%	1,131	4%
55-64 years	244,095	13%	13,244	17%	3,212	11%
65-74 years	154,642	8%	16,395	21%	6,441	21%
75-84 years	85,977	5%	16,352	21%	9,251	30%
85+ years	40,772	2%	11,110	14%	9,649	32%
Unknown	1,256	0%	5	0%	0	0%
Total	1,851,151		78,472		30,340	

Gender	Cases	
Female	967,709	52%
Male	869,773	47%
Unknown	13,669	1%
Total	1,851,151	

Ethnicity	Cases		Hospitalizations		Deaths	
Hispanic	586,613	32%	19,965	25%	6,990	23%
Non-Hispanic	884,442	48%	54,614	70%	21,237	70%
Unknown	380,096	21%	3,893	5%	2,113	7%
Total	1,851,151		78,472		30,340	

Race and ethnicity	Cases		Hospitalizations		Deaths	
White	1,031,210	56%	51,065	65%	22,075	73%
Hispanic	391,168	21%	14,140	18%	5,510	18%
Non-Hispanic	562,173	30%	35,311	45%	15,514	51%
Unknown	77,869	4%	1,614	2%	1,051	3%
Black	244,465	13%	16,321	21%	4,830	16%
Hispanic	14,132	1%	685	1%	195	1%
Non-Hispanic	209,677	11%	15,290	19%	4,457	15%
Unknown	20,656	1%	346	0%	178	1%
Other race	275,036	15%	8,815	11%	2,473	8%
Hispanic	138,722	7%	4,659	6%	1,105	4%
Non-Hispanic	93,769	5%	3,751	5%	1,153	4%
Unknown	42,545	2%	405	1%	215	1%
Unknown race	300,440	16%	2,271	3%	962	3%
Hispanic	42,591	2%	481	1%	180	1%
Non-Hispanic	18,823	1%	262	0%	113	0%
Unknown	239,026	13%	1,528	2%	669	2%
Total	1,851,151		78,472		30,340	

Hospitalization counts include anyone who was hospitalized at some point during their illness. It does not reflect the number of people currently hospitalized. **Other race** includes any person with a race of American Indian/Alaskan native, Asian, native Hawaiian/Pacific Islander, or other.

COVID-19: deaths in Florida residents and staff of long-term care facilities

Data through Feb 23, 2021 verified as of Feb 24, 2021 at 09:25 AM

Data in this report are provisional and subject to change.

For current cases in residents or staff of long-term care facilities, please visit: <https://floridahealthcovid19.gov/>

County	Deaths		County	Deaths		County	Deaths	
Palm Beach	1006	10%	Martin	151	1%	Gilchrist	18	0%
Dade	982	9%	Hernando	148	1%	Calhoun	16	0%
Pinellas	853	8%	Osceola	133	1%	Gadsden	15	0%
Broward	620	6%	Charlotte	128	1%	Gulf	15	0%
Hillsborough	532	5%	Indian River	115	1%	Wakulla	15	0%
Polk	409	4%	Clay	114	1%	Bradford	14	0%
Duval	381	4%	Leon	86	1%	Flagler	14	0%
Brevard	378	4%	Bay	85	1%	Washington	13	0%
Sarasota	375	4%	Jackson	85	1%	Baker	12	0%
Orange	363	3%	Highlands	81	1%	Holmes	10	0%
Lee	330	3%	St. Johns	81	1%	Jefferson	10	0%
Volusia	277	3%	Santa Rosa	77	1%	Lafayette	8	0%
Marion	264	3%	Alachua	65	1%	Franklin	7	0%
Escambia	263	3%	Suwannee	58	1%	Levy	7	0%
St. Lucie	228	2%	Columbia	47	0%	Desoto	6	0%
Pasco	218	2%	Sumter	45	0%	Dixie	4	0%
Seminole	217	2%	Putnam	35	0%	Monroe	4	0%
Lake	206	2%	Nassau	33	0%	Taylor	3	0%
Collier	185	2%	Hendry	27	0%	Hardee	2	0%
Manatee	183	2%	Walton	27	0%	Hamilton	1	0%
Citrus	171	2%	Okeechobee	24	0%	Liberty	1	0%
Okaloosa	161	2%	Madison	19	0%	Total	10,461	

Note: cases are summarized by the county of usual residence. Residents and staff may be cases associated with facilities that are not in their county of usual residence, resulting in cases being included below for counties that do not have facilities with known cases.

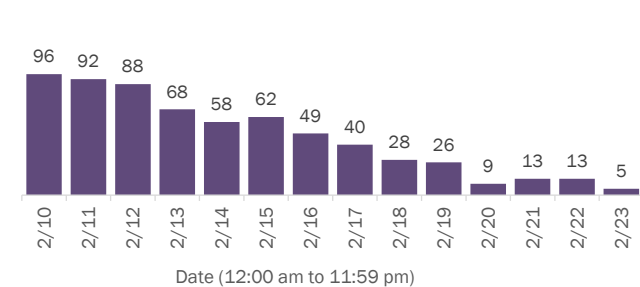
COVID-19: cases in Florida residents who have died

Data through Feb 23, 2021 verified as of Feb 24, 2021 at 09:25 AM

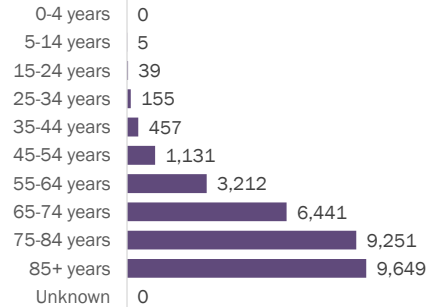
Data in this report are provisional and subject to change.

Demographics for all identified COVID-19 deaths: 30,340

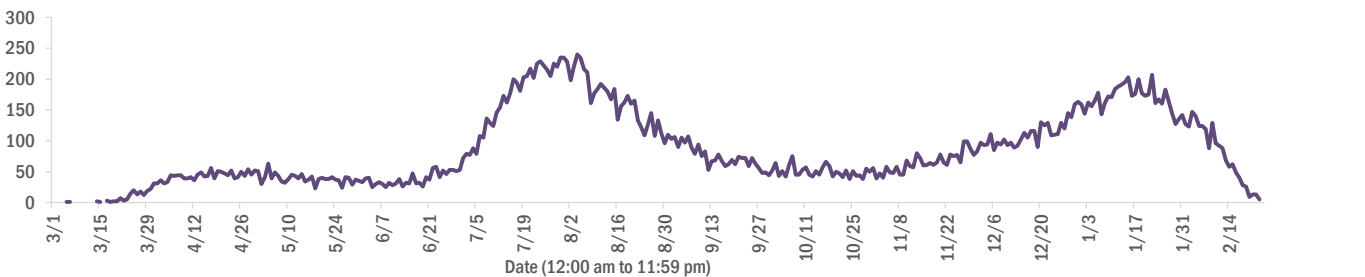
Deaths by date of death for the past 2 weeks



Deaths by age group



Deaths by date of death since March 2020



Age group	Deaths	Cases	Case fatality rate	Mortality rate per 100,000 population
0-4 years	0	36,385	0.0%	0.0
5-14 years	5	112,795	0.0%	0.2
15-24 years	39	284,613	0.0%	1.6
25-34 years	155	321,980	0.0%	5.5
35-44 years	457	286,434	0.2%	17.5
45-54 years	1,131	282,202	0.4%	40.6
55-64 years	3,212	244,095	1.3%	111.1
65-74 years	6,441	154,642	4.2%	265.4
75-84 years	9,251	85,977	10.8%	658.8
85+ years	9,649	40,772	23.7%	1670.7
Unknown	0	1,256	0.0%	
Total	30,340	1,851,151	1.6%	140.5

Race	Deaths	Cases	Case fatality rate	Mortality rate per 100,000 population
White	22,075	1,031,210	2.1%	132.2
Black	4,830	244,465	2.0%	132.1
Other	2,473	275,036	0.9%	198.7
Unknown	962	300,440	0.3%	
Total	30,340	1,851,151	1.6%	140.5

Gender	Deaths	Cases	Case fatality rate	Mortality rate per 100,000 population
Female	13,360	967,709	1.4%	121.0
Male	16,980	869,773	2.0%	160.8
Unknown	0	13,669	0.0%	
Total	30,340	1,851,151	1.6%	140.5

Ethnicity	Deaths	Cases	Case fatality rate	Mortality rate per 100,000 population
Hispanic	6,990	586,613	1.2%	123.1
Non-Hispanic	21,237	884,442	2.4%	133.4
Unknown	2,113	380,096	0.6%	
Total	30,340	1,851,151	1.6%	140.5

COVID-19: characteristics of 1,851,151 cases

Data through Feb 23, 2021 verified as of Feb 24, 2021 at 09:25 AM

Data in this report are provisional and subject to change.

Tables below include cases in Florida residents and non-Florida residents.

All 67 Florida counties have cases:

County	FL resident cases		Non-FL resident cases	Total cases	FL resident deaths	FL death rate
Dade	400,577	<div><div></div></div> 22%	4,986	405,563	5,353	1.3%
Broward	189,759	<div><div></div></div> 10%	2,209	191,968	2,361	1.2%
Palm Beach	116,855	<div><div></div></div> 6%	1,998	118,853	2,428	2.1%
Orange	111,462	<div><div></div></div> 6%	1,513	112,975	1,076	1.0%
Hillsborough	109,167	<div><div></div></div> 6%	919	110,086	1,470	1.3%
Duval	86,636	<div><div></div></div> 5%	1,421	88,057	1,130	1.3%
Pinellas	64,016	<div><div></div></div> 3%	1,607	65,623	1,432	2.2%
Lee	55,221	<div><div></div></div> 3%	1,903	57,124	869	1.6%
Polk	56,014	<div><div></div></div> 3%	395	56,409	1,133	2.0%
Osceola	35,786	<div><div></div></div> 2%	601	36,387	433	1.2%
Volusia	33,531	<div><div></div></div> 2%	559	34,090	645	1.9%
Brevard	32,841	<div><div></div></div> 2%	588	33,429	736	2.2%
Escambia	29,938	<div><div></div></div> 2%	3,453	33,391	618	2.1%
Pasco	32,606	<div><div></div></div> 2%	294	32,900	641	2.0%
Manatee	30,829	<div><div></div></div> 2%	640	31,469	576	1.9%
Collier	28,903	<div><div></div></div> 2%	1,060	29,963	450	1.6%
Leon	28,041	<div><div></div></div> 2%	844	28,885	277	1.0%
Marion	27,186	<div><div></div></div> 1%	115	27,301	778	2.9%
Seminole	26,665	<div><div></div></div> 1%	204	26,869	419	1.6%
Sarasota	25,497	<div><div></div></div> 1%	1,217	26,714	724	2.8%
Lake	23,887	<div><div></div></div> 1%	341	24,228	541	2.3%
Alachua	21,983	<div><div></div></div> 1%	245	22,228	226	1.0%
St. Lucie	21,708	<div><div></div></div> 1%	142	21,850	536	2.5%
St. Johns	19,673	<div><div></div></div> 1%	272	19,945	188	1.0%
Okaloosa	18,322	<div><div></div></div> 1%	191	18,513	322	1.8%
Bay	17,777	<div><div></div></div> 1%	698	18,475	338	1.9%
Santa Rosa	16,704	<div><div></div></div> 1%	211	16,915	256	1.5%
Clay	16,564	<div><div></div></div> 1%	39	16,603	299	1.8%
Hernando	11,060	<div><div></div></div> 1%	87	11,147	395	3.6%
Indian River	10,806	<div><div></div></div> 1%	91	10,897	260	2.4%
Charlotte	10,435	<div><div></div></div> 1%	161	10,596	358	3.4%
Martin	10,244	<div><div></div></div> 1%	190	10,434	273	2.7%
Citrus	9,566	<div><div></div></div> 1%	75	9,641	391	4.1%
Sumter	7,827	<div><div></div></div> 0%	81	7,908	234	3.0%
Nassau	7,243	<div><div></div></div> 0%	421	7,664	109	1.5%

County	FL resident cases		Non-FL resident cases	Total cases	FL resident deaths	FL death rate
Columbia	7,598	<div><div></div></div> 0%	36	7,634	155	2.0%
Highlands	7,105	<div><div></div></div> 0%	71	7,176	298	4.2%
Walton	6,248	<div><div></div></div> 0%	726	6,974	80	1.3%
Jackson	5,817	<div><div></div></div> 0%	62	5,879	147	2.5%
Flagler	5,759	<div><div></div></div> 0%	73	5,832	87	1.5%
Putnam	5,792	<div><div></div></div> 0%	19	5,811	123	2.1%
Monroe	5,436	<div><div></div></div> 0%	311	5,747	46	0.8%
Gadsden	5,385	<div><div></div></div> 0%	16	5,401	83	1.5%
Suwannee	5,060	<div><div></div></div> 0%	27	5,087	131	2.6%
Hendry	4,249	<div><div></div></div> 0%	18	4,267	71	1.7%
Desoto	3,717	<div><div></div></div> 0%	17	3,734	72	1.9%
Okeechobee	3,492	<div><div></div></div> 0%	39	3,531	75	2.1%
Unknown	368	<div><div></div></div> 0%	3,072	3,440	0	0.0%
Baker	3,268	<div><div></div></div> 0%	15	3,283	55	1.7%
Wakulla	3,136	<div><div></div></div> 0%	12	3,148	51	1.6%
Levy	2,833	<div><div></div></div> 0%	9	2,842	34	1.2%
Bradford	2,820	<div><div></div></div> 0%	13	2,833	52	1.8%
Hardee	2,756	<div><div></div></div> 0%	13	2,769	29	1.1%
Taylor	2,612	<div><div></div></div> 0%	6	2,618	41	1.6%
Washington	2,591	<div><div></div></div> 0%	20	2,611	41	1.6%
Holmes	2,135	<div><div></div></div> 0%	31	2,166	44	2.1%
Madison	1,952	<div><div></div></div> 0%	26	1,978	40	2.0%
Gulf	1,833	<div><div></div></div> 0%	23	1,856	37	2.0%
Union	1,731	<div><div></div></div> 0%	1	1,732	70	4.0%
Calhoun	1,601	<div><div></div></div> 0%	3	1,604	40	2.5%
Lafayette	1,582	<div><div></div></div> 0%	0	1,582	24	1.5%
Hamilton	1,542	<div><div></div></div> 0%	17	1,559	21	1.4%
Dixie	1,465	<div><div></div></div> 0%	3	1,468	19	1.3%
Jefferson	1,374	<div><div></div></div> 0%	22	1,396	23	1.7%
Gilchrist	1,386	<div><div></div></div> 0%	4	1,390	33	2.4%
Franklin	1,246	<div><div></div></div> 0%	31	1,277	13	1.0%
Liberty	1,036	<div><div></div></div> 0%	1	1,037	15	1.4%
Glades	897	<div><div></div></div> 0%	2	899	15	1.7%
Total	1,851,151		34,510	1,885,661	30,340	1.6%

COVID-19: characteristics of 1,851,151 Florida resident cases

Data through Feb 23, 2021 verified as of Feb 24, 2021 at 09:25 AM

Data in this report are provisional and subject to change.

The table below includes the cities and counties of residence for cases in Florida residents based on the patient's ZIP Code. Note that city is not always received as part of the initial notification and may be missing while the case is being investigated.

City and county	Cases
Miami, Dade	232,118
Orlando, Orange	82,574
Jacksonville, Duval	81,420
Tampa, Hillsborough	63,904
Hialeah, Dade	56,714
Fort Lauderdale, Broward	40,921
Hollywood, Broward	36,408
West Palm Beach, Palm Beach	28,649
Kissimmee, Osceola	27,672
Tallahassee, Leon	27,061
Pensacola, Escambia	24,875
Naples, Collier	24,385
Homestead, Dade	24,098
Saint Petersburg, Pinellas	23,558
Fort Myers, Lee	21,770
Bradenton, Manatee	20,097
Ocala, Marion	20,067
Boca Raton, Palm Beach	19,641
Lakeland, Polk	19,529
Pompano Beach, Broward	18,471
Gainesville, Alachua	17,506
Sarasota, Sarasota	15,737
Port Saint Lucie, St. Lucie	14,305
Lake Worth, Palm Beach	14,230
Cape Coral, Lee	13,949
Clearwater, Pinellas	12,591
Miami Beach, Dade	12,492
Miramar, Broward	12,401
Boynton Beach, Palm Beach	11,332
Panama City, Bay	11,300
Doral, Dade	10,954
Coral Springs, Broward	10,798
Miami Gardens, Dade	10,583
Saint Augustine, St. Johns	10,577
Melbourne, Brevard	9,615
Winter Haven, Polk	9,430
Delray Beach, Palm Beach	8,842
Lehigh Acres, Lee	8,643
Riverview, Hillsborough	8,305
Vero Beach, Indian River	8,301
Davie, Broward	8,225
Milton, Santa Rosa	8,098
New Port Richey, Pasco	7,548
Palm Bay, Brevard	7,521
Sunrise, Broward	7,441
Fort Pierce, St. Lucie	7,252
Coral Gables, Dade	7,133
Saint Cloud, Osceola	7,025
Largo, Pinellas	6,998
Lake City, Columbia	6,930
Daytona Beach, Volusia	6,904
Apopka, Orange	6,794
Orange Park, Clay	6,772
Spring Hill, Hernando	6,591
Plantation, Broward	6,445
Clermont, Lake	6,342
Davenport, Polk	6,326
North Miami Beach, Dade	6,323

COVID-19: characteristics of 1,851,151 Florida resident cases

Data through Feb 23, 2021 verified as of Feb 24, 2021 at 09:25 AM

Data in this report are provisional and subject to change.

The table below includes the cities and counties of residence for cases in Florida residents based on the patient's ZIP Code. Note that city is not always received as part of the initial notification and may be missing while the case is being investigated.

City and county	Cases
Brandon, Hillsborough	6,237
Jupiter, Palm Beach	5,965
Weston, Broward	5,923
Plant City, Hillsborough	5,902
Sanford, Seminole	5,893
Deltona, Volusia	5,776
Deerfield Beach, Broward	5,522
Winter Garden, Orange	5,441
Port Charlotte, Charlotte	5,134
Fort Walton Beach, Okaloosa	5,100
Tamarac, Broward	5,078
Crestview, Okaloosa	4,867
Stuart, Martin	4,861
Palm Coast, Flagler	4,860
Wesley Chapel, Pasco	4,764
Coconut Creek, Broward	4,649
Land O Lakes, Pasco	4,634
Palm Beach Gardens, Palm Beach	4,622
Margate, Broward	4,533
Palmetto, Manatee	4,526
Deland, Volusia	4,505
Palm Harbor, Pinellas	4,464
Winter Park, Orange	4,460
Wellington, Palm Beach	4,370
Oviedo, Seminole	4,364
Miami Lakes, Dade	4,284
Opa Locka, Dade	4,139
Altamonte Springs, Seminole	4,085
Middleburg, Clay	4,035
Lutz, Hillsborough	3,957
Port Orange, Volusia	3,955
Haines City, Polk	3,954
Live Oak, Suwannee	3,947
Brooksville, Hernando	3,876
Venice, Sarasota	3,854
North Port, Sarasota	3,835
Sebring, Highlands	3,810
Punta Gorda, Charlotte	3,804
Valrico, Hillsborough	3,790
Ocoee, Orange	3,788
Leesburg, Lake	3,768
Hallandale, Broward	3,745
The Villages, Sumter	3,741
Saint Johns, St. Johns	3,663
Arcadia, Desoto	3,614
Pembroke Pines, Broward	3,598
Bonita Springs, Lee	3,515
Ormond Beach, Volusia	3,515
Okeechobee, Okeechobee	3,481
Seminole, Pinellas	3,470
Navarre, Santa Rosa	3,452
Zephyrhills, Pasco	3,416
Pinellas Park, Pinellas	3,246
Windermere, Orange	3,239
Immokalee, Collier	3,237
Longwood, Seminole	3,206
North Lauderdale, Broward	3,159
Gulf Breeze, Santa Rosa	3,157
Ruskin, Hillsborough	3,091

COVID-19: characteristics of 1,851,151 Florida resident cases

Data through Feb 23, 2021 verified as of Feb 24, 2021 at 09:25 AM

Data in this report are provisional and subject to change.

The table below includes the cities and counties of residence for cases in Florida residents based on the patient's ZIP Code. Note that city is not always received as part of the initial notification and may be missing while the case is being investigated.

City and county	Cases
North Miami, Dade	3,068
Cocoa, Brevard	3,057
Niceville, Okaloosa	3,048
Cantonment, Escambia	3,014
Panama City Beach, Bay	2,893
Quincy, Gadsden	2,863
Jacksonville Beach, Duval	2,861
Lake Worth Beach, Palm Beach	2,826
Crawfordville, Wakulla	2,814
Key West, Monroe	2,784
Cutler Ridge, Dade	2,752
Casselberry, Seminole	2,717
Hudson, Pasco	2,690
Bartow, Polk	2,682
Palatka, Putnam	2,680
Dade City, Pasco	2,666
Port Richey, Pasco	2,660
Fernandina Beach, Nassau	2,628
Green Cove Springs, Clay	2,584
North Fort Myers, Lee	2,575
Oakland Park, Broward	2,561
Titusville, Brevard	2,538
Lake Mary, Seminole	2,499
Kissimmee, Polk	2,484
Winter Springs, Seminole	2,472
Ponte Vedra Beach, St. Johns	2,463
Auburndale, Polk	2,460
Perry, Taylor	2,454
Aventura, Dade	2,392
Lynn Haven, Bay	2,371
Lake Wales, Polk	2,370
Merritt Island, Brevard	2,366
New Smyrna Beach, Volusia	2,342
Marianna, Jackson	2,335
Tarpon Springs, Pinellas	2,321
Inverness, Citrus	2,290
Clewiston, Hendry	2,245
Belle Glade, Palm Beach	2,214
Fleming Island, Clay	2,201
Eustis, Lake	2,152
Santa Rosa Beach, Walton	2,145
Parkland, Broward	2,120
Royal Palm Beach, Palm Beach	2,112
Wimauma, Hillsborough	2,108
Dunedin, Pinellas	2,086
Cooper City, Broward	2,083
Estero, Lee	2,077
Loxahatchee, Palm Beach	2,044
Chipley, Washington	2,018
Defuniak Springs, Walton	2,010
Holiday, Pasco	1,979
Rockledge, Brevard	1,917
Sarasota, Manatee	1,908
Starke, Bradford	1,900
Key Biscayne, Dade	1,899
Destin, Okaloosa	1,892
Labelle, Hendry	1,883
Parrish, Manatee	1,855
Mount Dora, Lake	1,836

COVID-19: characteristics of 1,851,151 Florida resident cases

Data through Feb 23, 2021 verified as of Feb 24, 2021 at 09:25 AM

Data in this report are provisional and subject to change.

The table below includes the cities and counties of residence for cases in Florida residents based on the patient's ZIP Code. Note that city is not always received as part of the initial notification and may be missing while the case is being investigated.

City and county	Cases
Avon Park, Highlands	1,831
Odessa, Hillsborough	1,825
Palm City, Martin	1,818
Mulberry, Polk	1,807
Tavares, Lake	1,779
Riviera Beach, Palm Beach	1,757
Summerfield, Marion	1,720
Seffner, Hillsborough	1,719
Yulee, Nassau	1,712
Groveland, Lake	1,623
Wauchula, Hardee	1,602
Maccleddy, Baker	1,596
Pinecrest, Dade	1,591
Maitland, Orange	1,562
Mayo, Lafayette	1,555
Coconut Grove, Dade	1,533
Bonifay, Holmes	1,533
Lithia, Hillsborough	1,530
Sebastian, Indian River	1,526
Callahan, Nassau	1,526
Orange City, Volusia	1,513
Carol City, Dade	1,504
Ponte Vedra, St. Johns	1,485
Missing, Dade	1,475
Crossings, Dade	1,472
Homosassa, Citrus	1,451
Lady Lake, Lake	1,440
Crystal River, Citrus	1,433
Palmetto Bay, Dade	1,425
Dania, Broward	1,360
Pace, Santa Rosa	1,344
Lake Butler, Union	1,342
Lake Placid, Highlands	1,339
Madison, Madison	1,301
Gibsonton, Hillsborough	1,294
Sun City Center, Hillsborough	1,285
Atlantic Beach, Duval	1,285
Dover, Hillsborough	1,277
Oldsmar, Pinellas	1,273
Florida City, Dade	1,271
Biscayne Park, Dade	1,260
Monticello, Jefferson	1,259
Hobe Sound, Martin	1,245
Dunnellon, Marion	1,237
Edgewater, Volusia	1,218
Apollo Beach, Hillsborough	1,215
Alachua, Alachua	1,214
Indiantown, Martin	1,212
Palm Springs, Palm Beach	1,207
Graceville, Jackson	1,199
DeBary, Volusia	1,176
Bellevue, Marion	1,168
Century, Escambia	1,139
North Palm Beach, Palm Beach	1,129
Lantana, Palm Beach	1,108
Newberry, Alachua	1,096
South Miami, Dade	1,092
Lecanto, Citrus	1,065
Havana, Gadsden	1,062

COVID-19: characteristics of 1,851,151 Florida resident cases

Data through Feb 23, 2021 verified as of Feb 24, 2021 at 09:25 AM

Data in this report are provisional and subject to change.

The table below includes the cities and counties of residence for cases in Florida residents based on the patient's ZIP Code. Note that city is not always received as part of the initial notification and may be missing while the case is being investigated.

City and county	Cases
Hilliard, Nassau	1,048
El Portal, Dade	1,046
Williston, Levy	1,031
Safety Harbor, Pinellas	1,028
Ellenton, Manatee	1,020
Beverly Hills, Citrus	1,018
Blountstown, Calhoun	1,017
Jasper, Hamilton	1,014
Freeport, Walton	1,002
Jensen Beach, Martin	998
Satellite Beach, Brevard	969
Wewahitchka, Gulf	949
Trenton, Gilchrist	946
Lauderhill, Broward	941
Sanderson, Baker	936
Wildwood, Sumter	930
Keystone Heights, Clay	920
Hernando, Citrus	899
Everglades National Park, Dade	899
Wilton Manors, Broward	893
Nokomis, Sarasota	888
Mary Esther, Okaloosa	883
Fellsmere, Indian River	879
Frostproof, Polk	877
Englewood, Charlotte	876
Fisher Island, Dade	854
Port Saint Joe, Gulf	854
Polk City, Polk	853
Key Largo, Monroe	849
Bushnell, Sumter	849
Dunnellon, Citrus	842
Moore Haven, Glades	841
Coleman, Sumter	827
Medley, Dade	826
Shalimar, Okaloosa	823
Lauderdale Lakes, Broward	805
Bristol, Liberty	802
Cross City, Dixie	792
Pahokee, Palm Beach	776
South Bay, Palm Beach	772
Marco Island, Collier	747
Cocoa Beach, Brevard	735
Glen Saint Mary, Baker	731
Fort Meade, Polk	730
High Springs, Alachua	722
Chiefland, Levy	718
Chattahoochee, Gadsden	717
Olympia Heights, Dade	703
Uleta, Dade	703
Minneola, Lake	699
Sorrento, Lake	695
Englewood, Sarasota	694
Indialantic, Brevard	691
Trinity, Pasco	690
Crescent City, Putnam	687
Thonotosassa, Hillsborough	686
Interlachen, Putnam	682
Miramar Beach, Walton	682
Spring Hill, Pasco	681

COVID-19: characteristics of 1,851,151 Florida resident cases

Data through Feb 23, 2021 verified as of Feb 24, 2021 at 09:25 AM

Data in this report are provisional and subject to change.

The table below includes the cities and counties of residence for cases in Florida residents based on the patient's ZIP Code. Note that city is not always received as part of the initial notification and may be missing while the case is being investigated.

City and county	Cases
Coral, Dade	678
Fruitland Park, Lake	659
Lawtey, Bradford	652
Bowling Green, Hardee	647
Marathon, Monroe	642
Southwest Ranches, Broward	640
Jacksonville, St. Johns	633
Fort Myers Beach, Lee	631
Umatilla, Lake	620
Old Town, Dixie	619
Lake Alfred, Polk	614
Fort White, Columbia	613
Neptune Beach, Duval	604
West Melbourne, Brevard	597
Silver Springs, Marion	560
Baker, Okaloosa	560
Bronson, Levy	544
Sneads, Jackson	542
Clearwater Beach, Pinellas	537
Belle Isle, Orange	536
Weeki Wachee, Hernando	531
South Daytona, Volusia	530
Jay, Santa Rosa	522
Palm Beach, Palm Beach	522
Carrabelle, Franklin	521
Gulfport, Pinellas	517
Hawthorne, Alachua	484
Sweetwater, Dade	484
Mascotte, Lake	480
Bunnell, Flagler	474
Cottontdale, Jackson	474
Surfside, Dade	472
Molino, Escambia	471
Citra, Marion	461
Midway, Gadsden	455
Oakland, Orange	454
Zolfo Springs, Hardee	453
Oxford, Sumter	450
Rotunda West, Charlotte	449
East Palatka, Putnam	446
Florida State University, Leon	441
Myakka City, Manatee	429
Melbourne Beach, Brevard	428
Youngstown, Bay	427
Cape Canaveral, Brevard	425
Ocklawaha, Marion	424
Altha, Calhoun	417
Mims, Brevard	412
Tavernier, Monroe	411
Branford, Suwannee	410
Apalachicola, Franklin	407
Dundee, Polk	405
Indian Harbour Beach, Brevard	404
Bell, Gilchrist	403
Celebration, Osceola	402
Flagler Beach, Flagler	397
Alva, Lee	396
Centerville, Leon	395
Bal Harbour, Dade	378

COVID-19: characteristics of 1,851,151 Florida resident cases

Data through Feb 23, 2021 verified as of Feb 24, 2021 at 09:25 AM

Data in this report are provisional and subject to change.

The table below includes the cities and counties of residence for cases in Florida residents based on the patient's ZIP Code. Note that city is not always received as part of the initial notification and may be missing while the case is being investigated.

City and county	Cases
Archer, Alachua	372
Haverhill, Palm Beach	363
Hastings, St. Johns	362
De Leon Springs, Volusia	361
Raiford, Union	357
Eagle Lake, Polk	355
Webster, Sumter	353
Osprey, Sarasota	344
Floral City, Citrus	341
Grand Ridge, Jackson	338
West Miami, Dade	333
Greenville, Madison	324
Lake Park, Palm Beach	324
Tequesta, Palm Beach	321
Holly Hill, Volusia	319
Pierson, Volusia	313
Vernon, Washington	313
Jennings, Hamilton	312
Ave Maria, Collier	310
Malone, Jackson	309
Grand Island, Lake	307
Satsuma, Putnam	302
Montverde, Lake	302
Chuluota, Seminole	301
Eastpoint, Franklin	300
Indian Rocks Beach, Pinellas	291
Gotha, Orange	291
Laurel Hill, Okaloosa	289
Westville, Holmes	287
Sebastian, Brevard	284
Elkton, St. Johns	283
Lehigh, Lee	283
Melrose, Putnam	283
Bryceville, Nassau	283
Reddick, Marion	278
Alafaya, Orange	276
Kenneth City, Pinellas	276
Fort McCoy, Marion	271
Valparaiso, Okaloosa	269
Malabar, Brevard	269
Greenwood, Jackson	265
O Brien, Suwannee	264
Anthony, Marion	263
Winter Park, Seminole	260
Ponce De Leon, Holmes	259
San Antonio, Pasco	259
Lake Panasoffkee, Sumter	251
Belleair, Pinellas	248
Geneva, Seminole	241
Morrison, Levy	241
Greenacres, Palm Beach	236
Inlet Beach, Walton	235
Missing, Volusia	235
South Pasadena, Pinellas	233
Edgewood, Orange	230
Sanibel, Lee	228
Missing, Orange	227
Southport, Bay	225
Lee, Madison	223

COVID-19: characteristics of 1,851,151 Florida resident cases

Data through Feb 23, 2021 verified as of Feb 24, 2021 at 09:25 AM

Data in this report are provisional and subject to change.

The table below includes the cities and counties of residence for cases in Florida residents based on the patient's ZIP Code. Note that city is not always received as part of the initial notification and may be missing while the case is being investigated.

City and county	Cases
Fountain, Bay	223
Gretna, Gadsden	219
Hosford, Liberty	219
Weirsdale, Marion	216
Kindred, Osceola	216
White Springs, Hamilton	215
Eglin Air Force Base, Okaloosa	212
Fern Park, Seminole	210
Longboat Key, Manatee	206
Wellborn, Suwannee	205
Hallandale Beach, Broward	205
University Of Central Fl, Orange	202
Mcdavid, Escambia	198
Bay Harbor Islands, Dade	196
Saint James City, Lee	191
Holt, Okaloosa	187
Mcalpin, Suwannee	185
Lakewood Ranch, Manatee	185
Astatula, Lake	184
Islamorada, Monroe	183
Azalea Park, Orange	182
Sopchoppy, Wakulla	182
Juno Beach, Palm Beach	182
Holmes Beach, Manatee	180
The Villages, Marion	179
Howey-In-The-Hills, Lake	178
Micanopy, Alachua	178
Altoona, Lake	178
Alford, Jackson	177
Babson Park, Polk	175
Poinciana, Polk	175
Zellwood, Orange	171
Atlantis, Palm Beach	168
Madeira Beach, Pinellas	168
The Villages, Lake	168
Lauderdale By The Sea, Broward	165
Caryville, Washington	158
Mangonia Park, Palm Beach	158
University Of Miami, Dade	155
Summerland Key, Monroe	154
Odessa, Pasco	152
Center Hill, Sumter	152
Lake Helen, Volusia	152
Viera, Brevard	151
Bokeelia, Lee	149
Rocky Point, Hillsborough	146
Lockhart, Orange	146
Pomona Park, Putnam	146
Golden Beach, Dade	143
Osteen, Volusia	143
Oak Hill, Volusia	141
Bay Lake, Orange	140
Hiawassee, Orange	139
Clair-Mel City, Hillsborough	138
University Of Fl, Alachua	138
Ponce Inlet, Volusia	137
Citrus Springs, Citrus	136
Hypoluxo, Palm Beach	136
Grant-Valkaria, Brevard	134

COVID-19: characteristics of 1,851,151 Florida resident cases

Data through Feb 23, 2021 verified as of Feb 24, 2021 at 09:25 AM

Data in this report are provisional and subject to change.

The table below includes the cities and counties of residence for cases in Florida residents based on the patient's ZIP Code. Note that city is not always received as part of the initial notification and may be missing while the case is being investigated.

City and county	Cases
Hollister, Putnam	133
Baldwin, Duval	128
Carrollwood, Hillsborough	127
Cutler Bay, Dade	126
Sumterville, Sumter	125
Hampton, Bradford	125
Lutz, Pasco	123
Apopka, Seminole	122
Lady Lake, Sumter	121
San Mateo, Putnam	121
Clarksville, Calhoun	119
Christmas, Orange	118
Matlacha, Lee	117
Steinhatchee, Taylor	117
Inglis, Levy	117
Cloud Lake, Palm Beach	116
Lake Hamilton, Polk	115
Big Pine Key, Monroe	114
Paisley, Lake	114
Kendall, Dade	113
Placida, Charlotte	112
Buena Ventura Lakes, Osceola	104
University Of Central Florida, Orange	104
Missing, Lee	103
Callaway, Bay	102
Panacea, Wakulla	102
Dinsmore, Duval	101
Belleair Beach, Pinellas	101
Temple Terrace, Hillsborough	100
Seville, Volusia	99
Lamont, Jefferson	99
Hurlburt Field, Okaloosa	98
Brooker, Bradford	98
South Fort Myers, Lee	97
Astor, Lake	97
Tierra Verde, Pinellas	96
Canal Point, Palm Beach	94
West Park, Broward	94
Harmony, Osceola	94
Florahome, Putnam	93
Lighthouse Point, Broward	91
Waldo, Alachua	91
Barry University, Dade	90
Bascom, Jackson	89
Missing, St. Johns	89
Barefoot Bay, Brevard	87
Florida Gulf Coast Univ, Lee	87
Cedar Key, Levy	87
Bradenton Beach, Manatee	86
Fruit Cove, St. Johns	86
Pinetta, Madison	85
Tyndall Air Force Base, Bay	85
University Of South Florida, Hillsborough	85
Saint Leo, Pasco	85
Maitland, Seminole	84
Dania Beach, Broward	83
Lorida, Highlands	82
Crystal Beach, Pinellas	82
Missing, Marion	81

COVID-19: characteristics of 1,851,151 Florida resident cases

Data through Feb 23, 2021 verified as of Feb 24, 2021 at 09:25 AM

Data in this report are provisional and subject to change.

The table below includes the cities and counties of residence for cases in Florida residents based on the patient's ZIP Code. Note that city is not always received as part of the initial notification and may be missing while the case is being investigated.

City and county	Cases
F M, Lee	78
Kathleen, Polk	77
Welaka, Putnam	74
Sunny Isles Beach, Dade	74
Ocean Ridge, Palm Beach	74
City Of Sunrise, Broward	74
Palma Ceia, Hillsborough	74
Avon Park, Polk	72
Patrick Air Force Base, Brevard	72
Missing, St. Lucie	72
Eatonville, Orange	71
Campbellton, Jackson	70
Fort Denaud, Hendry	69
Saint Pete Beach, Pinellas	69
Air Mail Facility, Dade	69
Ochopee, Collier	69
Yalaha, Lake	66
Princeton, Dade	64
North Venice, Sarasota	64
Greensboro, Gadsden	64
Boca Grande, Lee	63
Stock Island, Monroe	63
Reunion, Osceola	60
Bonita Beach, Lee	59
Destin, Walton	58
Georgetown, Putnam	58
Orlando, Seminole	57
Anna Maria, Manatee	57
Cudjoe Key, Monroe	57
Bellview, Escambia	56
Mexico Beach, Bay	56
North Redington Beach, Pinellas	55
Micco, Brevard	53
Missing, Santa Rosa	53
Missing, Pinellas	53
Lake Suzy, Desoto	53
Heathrow, Seminole	52
Ona, Hardee	52
Miami, Unknown	52
Treasure Island, Pinellas	51
Walnut Hill, Escambia	51
Orlando, Dade	51
Northdale, Hillsborough	50
Felda, Hendry	49
Singer Island, Palm Beach	49
Miami Springs, Dade	48
Okahumpka, Lake	48
Aloma, Orange	48
Missing, Lake	47
Salt Springs, Marion	47
Miromar Lakes, Lee	47
Cinco Bayou, Okaloosa	47
Town N Country, Hillsborough	47
Palm Beach Shores, Palm Beach	47
Missing, Duval	45
Waverly, Polk	44
Duette, Manatee	44
Sewalls Point, Martin	44
Highland City, Polk	44

COVID-19: characteristics of 1,851,151 Florida resident cases

Data through Feb 23, 2021 verified as of Feb 24, 2021 at 09:25 AM

Data in this report are provisional and subject to change.

The table below includes the cities and counties of residence for cases in Florida residents based on the patient's ZIP Code. Note that city is not always received as part of the initial notification and may be missing while the case is being investigated.

City and county	Cases
Missing, Pasco	44
Orlando, Osceola	44
Enterprise, Volusia	44
University Of Tampa, Hillsborough	43
Terra Ceia, Manatee	43
Florence Villa, Polk	42
Intercession City, Osceola	42
Manalapan, Palm Beach	41
Village Of Wellington, Palm Beach	41
Gulf Breeze, Escambia	41
Saint Johns, Duval	40
Kenansville, Osceola	40
Eaton Park, Polk	40
Lacoochee, Pasco	39
Key Colony Beach, Monroe	39
Orlando, Broward	39
Ebro, Washington	39
Green Acres, Palm Beach	39
Florida International Univ, Dade	38
Missing, Palm Beach	38
Bayonet Point, Pasco	38
Orlando, Volusia	37
Ponte Vedra, Duval	37
Florida A And M University, Leon	37
Village Wellington, Palm Beach	36
Naranja, Dade	35
Orlando, Polk	35
Flemington, Marion	34
Highland Beach, Palm Beach	34
Hialeah Gardens, Dade	34
Tice, Lee	33
Pasadena, Pinellas	33
Dowling Park, Suwannee	32
Bay Pines, Pinellas	32
Cortez, Manatee	32
Palm Shores, Brevard	32
Bagdad, Santa Rosa	31
Homeland, Polk	31
Lulu, Columbia	31
Eloise, Polk	31
Miami Shores, Dade	30
Lealman, Pinellas	29
Bonita Springs, Collier	29
Davenport, Osceola	29
Penney Farms, Clay	29
North Bay Village, Dade	29
Siesta Key, Sarasota	29
Bonaventure, Broward	29
Stetson University, Volusia	29
Orlando, Hillsborough	29
Venus, Highlands	29
Mcintosh, Marion	28
Univ Of Fl Student Dorms, Alachua	28
Nocatee, Desoto	28
Lakeshore, Polk	28
Hallandale Beach, Broward	28
Pensacola Beach, Santa Rosa	28
Florida State, Leon	27
Caryville, Holmes	27

COVID-19: characteristics of 1,851,151 Florida resident cases

Data through Feb 23, 2021 verified as of Feb 24, 2021 at 09:25 AM

Data in this report are provisional and subject to change.

The table below includes the cities and counties of residence for cases in Florida residents based on the patient's ZIP Code. Note that city is not always received as part of the initial notification and may be missing while the case is being investigated.

City and county	Cases
Saint Marks, Wakulla	27
South Palm Beach, Palm Beach	27
Missing, Seminole	27
Miami, Broward	26
Homosassa Springs, Citrus	26
Poinciana, Osceola	26
City Of Westlake, Palm Beach	26
Missing, Hillsborough	26
Palmdale, Glades	26
Horseshoe Beach, Dixie	26
Jupiter, Martin	26
Kinard, Calhoun	26
Tangerine, Orange	25
Bayshore Gardens, Manatee	25
South Miami Heights, Dade	25
Chokoloskee, Collier	25
Alturas, Polk	25
Indian Lake Estates, Polk	25
Missing, Monroe	25
Fort Lauderdale, Dade	24
Missing, Escambia	24
Santa Fe, Alachua	24
Missing, Sumter	24
Earleton, Alachua	24
Labelle, Glades	24
Pine Hills, Orange	23
Little Torch Key, Monroe	23
Wekiva Springs, Seminole	23
New Smyrna, Volusia	23
Goulds, Dade	23
Balm, Hillsborough	22
Westchase, Hillsborough	22
Tioga, Alachua	22
Ridge Manor, Pasco	22
Missing, Broward	22
Hawthorne, Putnam	22
Archer, Levy	22
Pembroke Park, Broward	22
La Crosse, Alachua	22
Bradley, Polk	22
Florida Dept Of Corrections, Union	22
Wausau, Washington	22
Yankeetown, Levy	22
Sydney, Hillsborough	22
Long Key, Monroe	22
Sparr, Marion	21
Paxton, Walton	21
Bonifay, Washington	21
Bostwick, Putnam	21
Kissimmee, Orange	21
Perdido Key, Escambia	21
Orange Lake, Marion	21
Wabasso, Indian River	21
Pine Castle, Orange	20
Branford, Lafayette	20
Missing, Citrus	20
Indian River Shores, Indian River	20
Missing, Manatee	20
Sugarloaf Key, Monroe	20

COVID-19: characteristics of 1,851,151 Florida resident cases

Data through Feb 23, 2021 verified as of Feb 24, 2021 at 09:25 AM

Data in this report are provisional and subject to change.

The table below includes the cities and counties of residence for cases in Florida residents based on the patient's ZIP Code. Note that city is not always received as part of the initial notification and may be missing while the case is being investigated.

City and county	Cases
Loughman, Polk	20
Plymouth, Orange	20
Citrus Ridge, Indian River	20
Crystal Springs, Pasco	19
Everglades City, Collier	19
Wildlight, Nassau	19
Mango, Hillsborough	19
Laud-By-The-Sea, Broward	19
Sun City, Hillsborough	19
Florida International University, Dade	19
Babcock Ranch, Lee	19
Mexico Beach, Gulf	19
Goodland, Collier	18
Lowell, Marion	18
Hollywood, Dade	18
Parker, Bay	18
Westlake, Palm Beach	18
Orlando, Palm Beach	18
Fort Ogden, Desoto	18
Champions Gate, Polk	17
Redington Shores, Pinellas	17
Missing, Indian River	17
Graceville, Holmes	17
Candler, Marion	17
Jensen Beach, St. Lucie	17
Nichols, Polk	17
Nalcrest, Polk	17
Maxville, Duval	17
High Springs, Gilchrist	16
Gulf Hammock, Levy	16
Shady Hills, Pasco	16
Union Park, Orange	16
Missing, Collier	16
Jacksonville, Unknown	16
West Panama City Beach, Bay	16
Orlando, Pinellas	16
Otter Creek, Levy	15
Woodville, Leon	15
Forest City, Orange	15
Lake City, Suwannee	15
Wewahitchka, Calhoun	15
Golden Oak, Orange	15
Lake Buena Vista, Orange	15
Trenton, Levy	15
Gulf Stream, Palm Beach	15
Webster, Hernando	15
Tallevast, Manatee	15
Hernando Beach, Hernando	15
Hutchinson Island, St. Lucie	15
White Springs, Columbia	15
Copeland, Collier	14
Lakewood Ranch, Sarasota	14
Village Of Palmetto Bay, Dade	14
Mount Dora, Orange	14
Suwannee, Dixie	14
Brooksville, Pasco	14
Winter Garden, Lake	14
Murdock, Charlotte	14
Missing, Brevard	13

COVID-19: characteristics of 1,851,151 Florida resident cases

Data through Feb 23, 2021 verified as of Feb 24, 2021 at 09:25 AM

Data in this report are provisional and subject to change.

The table below includes the cities and counties of residence for cases in Florida residents based on the patient's ZIP Code. Note that city is not always received as part of the initial notification and may be missing while the case is being investigated.

City and county	Cases
Orlando, Brevard	13
Saint George Island, Franklin	13
Trilby, Pasco	13
Hialeah, Unknown	13
Daytona Beach Shores, Volusia	13
Belleair Bluffs, Pinellas	13
Lake Monroe, Seminole	13
Saint Lucie West, St. Lucie	13
Orlando, Lake	13
Johns Pass Village, Pinellas	13
Buckingham, Lee	13
Watersound, Walton	13
Graham, Bradford	13
Missing, Bay	13
Laurel Hill, Walton	13
Kingsley Lake, Bradford	13
Gonzalez, Escambia	12
Pensacola Beach, Escambia	12
Rosemary Beach, Walton	12
Wahneta, Polk	12
Roseland, Indian River	12
Holder, Citrus	12
Braden River, Manatee	12
Missing, Putnam	12
Orlando, Unknown	12
Choctaw Beach, Okaloosa	12
Fort Charlotte, Charlotte	12
Unknown, Dade	12
Long Boat Key, Manatee	12
Deer Island, Lake	11
Alys Beach, Bay	11
Ramrod Key, Monroe	11
Missing, Unknown	11
Mount Plymouth, Lake	11
Greenville, Taylor	11
Orlando, Leon	11
Citrus Hills, Citrus	11
Durant, Hillsborough	11
Florida State Univ Admin, Leon	11
Indian Creek Village, Dade	11
Steinhatchee, Dixie	11
Naples, Lee	10
Missing, Nassau	10
Ozona, Pinellas	10
Leisure City, Dade	10
Orlando, Duval	10
Hillsboro Beach, Broward	10
Passport, Unknown	10
Seacrest, Walton	10
Missing, Polk	10
University Park, Manatee	10
Captiva, Lee	10
Deerfield Beach, Palm Beach	10
Eau Gallie, Brevard	10
Lake Como, Putnam	10
Grandin, Putnam	10
Redington Beach, Pinellas	10
Telogia, Liberty	10
Sea Ranch Lakes, Broward	9

COVID-19: characteristics of 1,851,151 Florida resident cases

Data through Feb 23, 2021 verified as of Feb 24, 2021 at 09:25 AM

Data in this report are provisional and subject to change.

The table below includes the cities and counties of residence for cases in Florida residents based on the patient's ZIP Code. Note that city is not always received as part of the initial notification and may be missing while the case is being investigated.

City and county	Cases
Palma Sola, Manatee	9
Missing, Taylor	9
East Lake, Marion	9
Cottondale, Washington	9
Gibsonia, Polk	9
Innovation, Pasco	9
Beverly Beach, Flagler	9
Missing, Martin	9
Fanning Springs, Gilchrist	9
Nobleton, Hernando	9
Perrine, Dade	9
Saint Augustine, Duval	9
West Delray Beach, Palm Beach	9
Grant Valkaria, Brevard	9
Dade City, Hernando	9
Briny Breezes, Palm Beach	9
Lamont, Madison	9
Lloyd, Jefferson	9
Los Angeles, Dade	9
Forest City, Seminole	9
Haines Creek, Lake	9
Cypress, Jackson	9
Boca Raton, Broward	9
Babcock Ranch, Charlotte	9
Rubonia, Manatee	9
Umatilla, Marion	8
Elfers, Pasco	8
Evinston, Alachua	8
Virginia Gardens, Dade	8
Salem, Taylor	8
White City, Gulf	8
Pine Ridge, Citrus	8
Fairfield, Marion	8
Cross Creek, Alachua	8
Fort Walton Beach, Unknown	8
Ferndale, Lake	8
Seybold, Dade	8
Missing, Okaloosa	8
Jerome, Collier	8
Barberville, Volusia	8
Ponce De Leon, Walton	8
Goldenrod, Seminole	8
Missing, Clay	7
Niceville, Walton	7
Orlando, Alachua	7
River Ranch, Polk	7
Saint Augustine Beach, St. Johns	7
Putnam Hall, Putnam	7
Palm City, St. Lucie	7
Fort Lauderdale, Unknown	7
Switzerland, St. Johns	7
Worthington Springs, Union	7
Aripeka, Pasco	7
Holt, Santa Rosa	7
Maitland, Volusia	7
Orange Springs, Marion	7
Fernandina, Nassau	7
Day, Lafayette	7
Basinger, Okeechobee	7

COVID-19: characteristics of 1,851,151 Florida resident cases

Data through Feb 23, 2021 verified as of Feb 24, 2021 at 09:25 AM

Data in this report are provisional and subject to change.

The table below includes the cities and counties of residence for cases in Florida residents based on the patient's ZIP Code. Note that city is not always received as part of the initial notification and may be missing while the case is being investigated.

City and county	Cases
Port Saint John, Brevard	7
Orange Park, Duval	7
University Of Central Fl, Hillsborough	7
Orlando, Pasco	7
Longboat Key, Sarasota	7
Keystone Heights, Bradford	7
Glenwood, Volusia	6
Orchid, Indian River	6
Miccosukee, Leon	6
Pensacola, Unknown	6
Ybor City, Hillsborough	6
Newberry, Gilchrist	6
Duck Key, Monroe	6
Lake Butler, Bradford	6
Missing, Flagler	6
Mayport Naval Station, Duval	6
Bradenton, Sarasota	6
Maitland, Osceola	6
Inglis, Citrus	6
Sunny Hills, Washington	6
Orlando, Flagler	6
Orlando, Marion	6
Indian Shores, Pinellas	6
Quail Heights, Dade	6
Punta Gorda, Lee	6
Valkaria, Brevard	6
Missing, Walton	6
Labelle, Lee	6
Winderemere, Orange	6
Winter Park, Polk	6
Coco River, Collier	6
Eglin, Okaloosa	6
Maitland, Hillsborough	6
Grove City, Charlotte	6
Hialeah, Broward	5
Ebro, Bay	5
Bruce, Holmes	5
Westchester, Dade	5
Port Salerno, Martin	5
Missing, Sarasota	5
Missing, Highlands	5
Scottsmeer, Brevard	5
Stuart, St. Lucie	5
Pass, Unknown	5
Miami, Palm Beach	5
Missing, Leon	5
Milton, Escambia	5
Shady Grove, Taylor	5
Mayport, Duval	5
Inlet Beach, Bay	5
Ocoee, Lake	5
Okeechobee, Martin	5
N/A, Unknown	5
Orlando, Manatee	5
Wakulla Springs, Wakulla	5
Miami Beach, Unknown	5
Anastasia Island, St. Johns	5
Fort Lauderdale, Lee	5
University Of Central Fl, Martin	5

COVID-19: characteristics of 1,851,151 Florida resident cases

Data through Feb 23, 2021 verified as of Feb 24, 2021 at 09:25 AM

Data in this report are provisional and subject to change.

The table below includes the cities and counties of residence for cases in Florida residents based on the patient's ZIP Code. Note that city is not always received as part of the initial notification and may be missing while the case is being investigated.

City and county	Cases
Williston, Marion	5
Bayou George, Bay	5
Boynton Beach, Broward	5
Miramar, Dade	5
Miami Gardens, Unknown	5
Kissimmee, Unknown	5
Jacksonville Naval Air Station, Duval	5
Fort Lauderdale, Palm Beach	5
Morrison, Marion	5
Pompano Beach, Unknown	5
Ps, Unknown	5
San Carlos Park, Lee	5
Okeechobee, Osceola	4
Branford, Gilchrist	4
Conch Key, Monroe	4
Cape Haze, Charlotte	4
Clewiston, Palm Beach	4
Sugarloaf, Monroe	4
Clarcona, Orange	4
Lazy Lake, Broward	4
Lamont, Taylor	4
Sandestin, Walton	4
Seacrest, Bay	4
Point Washington, Walton	4
Pompano Beach, Dade	4
El Jobean, Charlotte	4
East Rockland Key, Monroe	4
Bella Collina, Lake	4
Alys Beach, Walton	4
Missing, Alachua	4
Naples, Unknown	4
Hinsdale, Manatee	4
Weirsdale, Lake	4
Oneco, Manatee	4
Pompano Beach, Palm Beach	4
International Service Center, Dade	4
Hollywood, Unknown	4
Indian Rock Beach, Pinellas	4
Bowling Green, Polk	4
Cypress Gardens, Polk	4
Greenville, Jefferson	4
Deland, Lake	4
Oklawaha, Marion	4
Live Oak, Madison	4
Loxahatchee Groves, Palm Beach	4
Port Charlotte, Unknown	4
Okeechobee, Glades	4
West Bradenton, Manatee	4
Pensacola, Santa Rosa	4
Glen Ridge, Palm Beach	4
Coconut Creek, Palm Beach	4
Mid Florida, Seminole	4
Ocean Breeze, Martin	4
Highland Park, Polk	4
Margate, Unknown	4
Melrose, Bradford	4
Los Angeles, Broward	3
Lake Worth, Broward	3
Jacksonville, Dade	3

COVID-19: characteristics of 1,851,151 Florida resident cases

Data through Feb 23, 2021 verified as of Feb 24, 2021 at 09:25 AM

Data in this report are provisional and subject to change.

The table below includes the cities and counties of residence for cases in Florida residents based on the patient's ZIP Code. Note that city is not always received as part of the initial notification and may be missing while the case is being investigated.

City and county	Cases
Pass, Dade	3
Vero Beach, Brevard	3
Brewton, Escambia	3
Apopka, Broward	3
Lake Harbor, Palm Beach	3
Lanark Village, Franklin	3
Maitland, Polk	3
Orem, Palm Beach	3
Pp, Dade	3
Pp, Unknown	3
Woodside, Broward	3
Village Of Golf, Palm Beach	3
Wildwood, Marion	3
Saint Petersburg, Hillsborough	3
Port Saint Lucie, Martin	3
Saint Augusaintine Beach, St. Johns	3
Palm Coast, Volusia	3
Miami, Orange	3
Lynbrook, Broward	3
Miami Gardens, Broward	3
Lake Geneva, Clay	3
Lake City, Duval	3
Lakeland, Hillsborough	3
Immokalee, Lee	3
Hallandale Beach, Unknown	3
Fort Myers, Unknown	3
Blountstown, Liberty	3
Tarpon Springs, Pasco	3
Tampa, Pinellas	3
Tampa Palms, Hillsborough	3
Pineland, Lee	3
Winter Garden, Seminole	3
Clermont, Orange	3
Jacksonville, Clay	3
Marina Del Rey, Dade	3
Laurel, Sarasota	3
Ludlam, Dade	3
Crestview, Walton	3
Cape San Blas, Gulf	3
Apopka, Lake	3
Green Cove Springs, Duval	3
Fernandina Beach, Duval	3
Fpo, Duval	3
Island Grove, Alachua	3
Mayport Naval Housing, Duval	3
Samoset, Manatee	3
San Fernando, Unknown	3
Monticello, Madison	3
Orlando, Collier	3
Vernon, Bay	3
High Springs, Columbia	3
Jonesville, Alachua	3
Julington Creek, St. Johns	3
Jupiter Island, Martin	3
Longwood, Unknown	3
Mims, Volusia	3
Miramar, Unknown	3
Marco Island, Lee	3
Alford, Washington	3

COVID-19: characteristics of 1,851,151 Florida resident cases

Data through Feb 23, 2021 verified as of Feb 24, 2021 at 09:25 AM

Data in this report are provisional and subject to change.

The table below includes the cities and counties of residence for cases in Florida residents based on the patient's ZIP Code. Note that city is not always received as part of the initial notification and may be missing while the case is being investigated.

City and county	Cases
Altamonte Springs, Orange	3
Pembroke Pines, Unknown	3
Ocean Reef Club, Monroe	3
Vero Beach, St. Lucie	3
Land O Lakes, Hillsborough	3
Lady Lake, Marion	3
Fisher Island, Unknown	3
Jacksonville , Duval	3
Bay Harbor Islands, Unknown	3
Ft Pierce, St. Lucie	3
Milligan, Okaloosa	3
Westville, Walton	3
Coraopolis, Citrus	3
Champions Gate, Osceola	3
Chicago, Lee	3
Bristol, Calhoun	3
Jacksonville, Alachua	3
North Fort Myers, Charlotte	3
Stuart, Palm Beach	3
Sorrento, Orange	3
Summerfield, Unknown	2
Tampa, Hernando	2
Sharpes, Brevard	2
Sebring, Desoto	2
Saint Lucie Village, St. Lucie	2
Noma, Holmes	2
Ormond Beach, Flagler	2
Orlando, Lee	2
Panama City, Unknown	2
Pembroke Pines, Dade	2
Wauchula, Desoto	2
Vero Beach, Unknown	2
Yeehaw, Okeechobee	2
Missing, Osceola	2
Marina Del Rey, Broward	2
Melrose, Clay	2
Mesa, Unknown	2
Longview, Dade	2
Jacksonville Naval Hospital, Duval	2
Jacksonville, Nassau	2
Hosford, Calhoun	2
Aventura, Broward	2
000000, Unknown	2
Dfafs, Okaloosa	2
Windermere, Lake	2
Wacissa, Jefferson	2
Sutton, Pasco	2
Tampa, Unknown	2
Red Bay, Holmes	2
Saint Marys, Nassau	2
Pembroke Lakes, Broward	2
Port Saint Lucie, Palm Beach	2
Fort Lauderdale, Alachua	2
Deerfield Beach, Unknown	2
Doral, Unknown	2
Brooklyn, Broward	2
Cross City, Taylor	2
Carl Fisher, Dade	2
Jupiter, Dade	2

COVID-19: characteristics of 1,851,151 Florida resident cases

Data through Feb 23, 2021 verified as of Feb 24, 2021 at 09:25 AM

Data in this report are provisional and subject to change.

The table below includes the cities and counties of residence for cases in Florida residents based on the patient's ZIP Code. Note that city is not always received as part of the initial notification and may be missing while the case is being investigated.

City and county	Cases
Homeless, Hillsborough	2
Lakeland, Unknown	2
Micanopy, Marion	2
Venice, Dade	2
West Palm Beach, Unknown	2
Windermere, Hillsborough	2
Winter Park, Volusia	2
Winter Springs, Orange	2
Okeechobee, Highlands	2
Orlando, Escambia	2
Port Charlotte, Lee	2
Port St. Lucie, St. Lucie	2
Sand Lake, Orange	2
University Of Central Fl, Seminole	2
Union, Manatee	2
At Large, Broward	2
Bonnie, Dade	2
Eatonville, Polk	2
Delray Beach, Broward	2
Fort Pierce, Brevard	2
Graceville, Unknown	2
Marathon Shores, Monroe	2
Miami, Martin	2
Long Beach, Orange	2
New Port Richey, Hillsborough	2
Jena, Taylor	2
Lauderhill, Unknown	2
Labelle, Collier	2
Port Canaveral, Brevard	2
Sarasota, Unknown	2
Tampa, Broward	2
Tarpon Springs, Hillsborough	2
Sunrise, Unknown	2
Seguin, Unknown	2
Oakland Park, Unknown	2
Plantation Key, Monroe	2
Orlando, St. Lucie	2
Marysville, Dade	2
Callahan, Duval	2
Cross Key, Monroe	2
Dade City, Unknown	2
Cibolo, Orange	2
Claysville, Hernando	2
Crescent Beach, Sarasota	2
Defuniak Springs, Okaloosa	2
Defuniak Springs, Unknown	2
Lecanto, Marion	2
Miami Shores, Broward	2
Maitland, Leon	2
Fort Myers, Collier	2
Fort Pierce, Martin	2
Lake Helen, Orange	2
Clermont, Polk	2
Bronx, Seminole	2
Doctors Inlet, Clay	2
Bonifay, Jackson	2
Bonnie, Sarasota	2
Winter Park, Leon	2
Weston, Dade	2

COVID-19: characteristics of 1,851,151 Florida resident cases

Data through Feb 23, 2021 verified as of Feb 24, 2021 at 09:25 AM

Data in this report are provisional and subject to change.

The table below includes the cities and counties of residence for cases in Florida residents based on the patient's ZIP Code. Note that city is not always received as part of the initial notification and may be missing while the case is being investigated.

City and county	Cases
West Palm Beach, Dade	2
Redland, Dade	2
Olustee, Baker	2
Orlando, Santa Rosa	2
Orlando, Charlotte	2
Palm Springs North, Dade	2
Missing, Hernando	2
Blountstown, Jackson	2
Alligator Point, Franklin	2
Bradington, Manatee	2
Coconut Creek, Unknown	2
Crawfordville, Leon	2
Eatonville, Lake	2
Hallandale Beach, Dade	2
Lawtey, Union	2
Lutz, Pinellas	2
Los Angeles, Okaloosa	2
Phoenix, Lake	2
None, Dade	2
Mount Pleasant, Gadsden	2
Navarre, Okaloosa	2
Seven Springs, Pasco	2
Upper Key Largo, Monroe	2
University Of Central Florida, Brevard	2
West Palm Beach, Broward	2
West Villages, Sarasota	2
Zellwood, Lake	2
Wekiwa Springs, Seminole	2
University Of Central Florida, Palm Beach	2
University Of Central Florida, Pinellas	2
Wimauma, Manatee	2
Provo, Broward	2
Portland, Unknown	2
Sumatra, Liberty	2
Maitland, Lake	2
Hialeah Lakes, Dade	2
Hialeah, Orange	2
Missing, Columbia	2
Moore Haven, Hendry	2
Naples, Broward	2
Cassadaga, Volusia	2
Fort Walton Beach, Walton	2
Duke Field Air Force Station, Okaloosa	2
Dunnellon, Levy	2
University Of Central Florida, Broward	2
Ridge Manor Estates, Sumter	2
Saint Teresa, Wakulla	2
Ocala, Unknown	2
Orlando, Okaloosa	2
Miamt, Dade	2
Maitland, Pasco	2
Madison, Unknown	2
Florida Power & Light Co, Dade	2
Amelia City, Nassau	2
Apopka, Unknown	2
Alligator Point, Wakulla	2
Chipley, Jackson	2
Chipley, Holmes	1
Daniel Island, Bay	1

COVID-19: characteristics of 1,851,151 Florida resident cases

Data through Feb 23, 2021 verified as of Feb 24, 2021 at 09:25 AM

Data in this report are provisional and subject to change.

The table below includes the cities and counties of residence for cases in Florida residents based on the patient's ZIP Code. Note that city is not always received as part of the initial notification and may be missing while the case is being investigated.

City and county	Cases
Colorado Springs, Unknown	1
Conifer, Lee	1
El Paso, Unknown	1
Everett, Dade	1
FI State Lot, Leon	1
Destin, Unknown	1
Diamond, Highlands	1
Dunellen, Dade	1
Eatonville, Seminole	1
Altamonte, Orange	1
Alva, Collier	1
333, Unknown	1
Allentown, Putnam	1
Apple Creek, Citrus	1
Amelia Village, Nassau	1
Barefoot Beach, Lee	1
Battle Creek, Manatee	1
Avon, Manatee	1
Aventura, Osceola	1
Bryn Mawr, Palm Beach	1
Burkeville, Brevard	1
Camden Wyoming, Duval	1
Chattanooga, Dade	1
Bear Grass, Palm Beach	1
Azalea Park, Osceola	1
Boca Raton,, Palm Beach	1
Boston, Dade	1
Fort Denaud, Glades	1
Fort Meyers, Lee	1
Fortlauderdale, Unknown	1
Fortwalton Beach, Okaloosa	1
Ft Pierce, Unknown	1
Garland, Orange	1
Hallandate Ben, Unknown	1
Havana, Leon	1
Homeless, Dade	1
Homer, Escambia	1
Hickory, Lee	1
Hilliard, Unknown	1
Longwood, Orange	1
Lehigh Cares, Lee	1
Live Oak, Columbia	1
Loganville, Orange	1
Jeffersonville, Broward	1
Knoxville, Escambia	1
Lauderdale Hill, Unknown	1
Lake Mary, Lake	1
Middleburg, Duval	1
Midland, Osceola	1
Miami, Charlotte	1
Miamii, Dade	1
Miami Garden, Unknown	1
Missing, Wakulla	1
Mumford, Manatee	1
N/A, Duval	1
Naples, Alachua	1
Old Town, Gilchrist	1
Palm City, Unknown	1
Oviedo, Leon	1

COVID-19: characteristics of 1,851,151 Florida resident cases

Data through Feb 23, 2021 verified as of Feb 24, 2021 at 09:25 AM

Data in this report are provisional and subject to change.

The table below includes the cities and counties of residence for cases in Florida residents based on the patient's ZIP Code. Note that city is not always received as part of the initial notification and may be missing while the case is being investigated.

City and county	Cases
Ocean City, Broward	1
Opa Locka, Polk	1
Orem, Sarasota	1
Orem, Unknown	1
San Antonio, Dade	1
San Diego, Unknown	1
Sanford, Palm Beach	1
Sebastian, Lake	1
Ridgewood, Broward	1
Riverview, Manatee	1
Riverview, Osceola	1
Roseland, Palm Beach	1
Republic, Monroe	1
Richmond, Palm Beach	1
Russellville, Hillsborough	1
Saint Augustine, Okaloosa	1
Porter Ranch, Dade	1
Raiford, Bradford	1
Ponte Vedra Beach, Orange	1
Port Orange , Volusia	1
Port Saint Lucie, Indian River	1
Plant City, Unknown	1
Plantation, Osceola	1
Pompano Beach, Alachua	1
University Of Central Florida, Hillsborough	1
Westerville, Hillsborough	1
Village Of Palm Springs, Palm Beach	1
Virginia Beach, Alachua	1
Webster, Pasco	1
Winston Salem, Unknown	1
Winter Garden, Hillsborough	1
Wilton Manors, Dade	1
Wilbur By The Sea, Volusia	1
Willowbrook, Lee	1
Union City, Bradford	1
University Of Central Fl, Pasco	1
Steinhatchee, Alachua	1
Tampa, Escambia	1
Tampa, Manatee	1
Tangerine, Lake	1
Woodland Hills, Brevard	1
Youngstown, Calhoun	1
Yulee, Duval	1
Downers Grove, St. Lucie	1
Export, Palm Beach	1
Fdsf, Unknown	1
Felda, Palm Beach	1
Flagler Beach, Volusia	1
Flomaton, Escambia	1
Flora, Lee	1
Fresno, Pasco	1
Fort Myers, Lake	1
Green, Clay	1
Greensburg, Orange	1
Greenville, Monroe	1
Gulf Shores, Escambia	1
Fruitland Park, Sumter	1
Fwb, Unknown	1
Gainesville, Marion	1

COVID-19: characteristics of 1,851,151 Florida resident cases

Data through Feb 23, 2021 verified as of Feb 24, 2021 at 09:25 AM

Data in this report are provisional and subject to change.

The table below includes the cities and counties of residence for cases in Florida residents based on the patient's ZIP Code. Note that city is not always received as part of the initial notification and may be missing while the case is being investigated.

City and county	Cases
Gastonia, Polk	1
Clearwater, Highlands	1
Clermont, Unknown	1
Columbia, Orange	1
Coral Gables, Unknown	1
Coral Springs, Unknown	1
Cornelius, Leon	1
Crestview, Dade	1
Dade City, Polk	1
Dania, Unknown	1
Darien, Pasco	1
Arcadia, Charlotte	1
Aspen, Palm Beach	1
Atlanta, Broward	1
Aurburndale, Polk	1
Aventura, Unknown	1
Azalea Park, Sarasota	1
Bartow, Unknown	1
Biscayne Park, Broward	1
Boca Roton, Unknown	1
Alpharetta, Alachua	1
Apalachicola, Leon	1
Brooksville, Columbia	1
Bryn Mawr, Collier	1
Canfield, Duval	1
Naugatuck, Lee	1
Myakka, Duval	1
Newport Beach, Palm Beach	1
North Little Rock, Palm Beach	1
New Vernon, Sarasota	1
New York, Broward	1
Monessen, Palm Beach	1
Montreal, Ca, Orange	1
Missing, Charlotte	1
Missing, Baker	1
Middleburg, Unknown	1
Milford, Palm Beach	1
Minneapolis, Broward	1
Melbourne, Orange	1
Metter, Volusia	1
Miami Beach, Palm Beach	1
Miami Granders, Dade	1
Hilliard, Dade	1
Hollywood, Leon	1
Holt, Unknown	1
Homestead, Monroe	1
Humble, Broward	1
Havanna, Gadsden	1
Jan Phyl Village, Polk	1
Johns Island, Wakulla	1
Killarney, Orange	1
Knoxville, Duval	1
Maitland, Unknown	1
Lake City, Volusia	1
Los Angeles, Polk	1
Lakeland, Pasco	1
Lakewood, Unknown	1
Sumter Ville, Unknown	1
Tallahassee, Escambia	1

COVID-19: characteristics of 1,851,151 Florida resident cases

Data through Feb 23, 2021 verified as of Feb 24, 2021 at 09:25 AM

Data in this report are provisional and subject to change.

The table below includes the cities and counties of residence for cases in Florida residents based on the patient's ZIP Code. Note that city is not always received as part of the initial notification and may be missing while the case is being investigated.

City and county	Cases
Springhill, Unknown	1
Tampa, Dade	1
Tampa, Jackson	1
Tampa, Lee	1
South Otselic, Dade	1
Southampton, Palm Beach	1
Stockbridge, Leon	1
Sullivans Island, Dade	1
Pound Ridge, Leon	1
Richmond Heights, Dade	1
Riverview, Pinellas	1
Rochester, Lee	1
Rosemary Beach, Bay	1
Saint Cloud, Orange	1
Sevierville, Dade	1
Saint Petersburg, Dade	1
San Juan, Osceola	1
San Pedro Sula, Dade	1
Sandy, Duval	1
Plant City, Pinellas	1
Plantation, Unknown	1
Ponce, Orange	1
Port Charlotte Fl, Unknown	1
Plant City, Hendry	1
Orlando, Highlands	1
Opa Locka, Unknown	1
Orem, Nassau	1
Northville, Broward	1
Ocala, Indian River	1
Ocoee, Broward	1
Olando, Orange	1
Ocoee, Polk	1
Windermere, Polk	1
Winter Park, Lake	1
Wayne, Dade	1
Tinley Park, Lee	1
University Of Central Fl, Dade	1
Telluride, Lee	1
West Simsbury, Collier	1
Zolfo Springs, Polk	1
Winter Park, Broward	1
Winter Park, Indian River	1
Winter Park, Lee	1
Westbrook, Dade	1
Wichita, Volusia	1
Washington, Unknown	1
Venice, Unknown	1
Vernon, Unknown	1
Winder Garden, Orange	1
Windermere, Leon	1
Windermere, Osceola	1
Windermere, Seminole	1
Winter Garden, Broward	1
Wells, Polk	1
Winter Garden, Pinellas	1
Tulsa, Orange	1
Sun City Center, Hardee	1
Tiffin, Highlands	1
Tallahassee, Duval	1

COVID-19: characteristics of 1,851,151 Florida resident cases

Data through Feb 23, 2021 verified as of Feb 24, 2021 at 09:25 AM

Data in this report are provisional and subject to change.

The table below includes the cities and counties of residence for cases in Florida residents based on the patient's ZIP Code. Note that city is not always received as part of the initial notification and may be missing while the case is being investigated.

City and county	Cases
Tallahassee, Unknown	1
Tampa, Palm Beach	1
Tavares, Marion	1
Shelton, Manatee	1
Spring Hill , Hernando	1
Spring Hill, Dade	1
Starke, Clay	1
Stone Mountain, Palm Beach	1
Saint Petersburg, St. Lucie	1
Sandford, Seminole	1
Sarasota, Flagler	1
Saxis, Lee	1
Sebring, Lee	1
New Orleans, Palm Beach	1
Newark, Broward	1
Newburgh, Bay	1
Navarre, Dade	1
Middlesburg, Duval	1
North Pole, Seminole	1
North Port, Lee	1
Ocoee, Osceola	1
Okeechobee, Broward	1
Old Town, Alachua	1
Ona, Manatee	1
Oooooo, Unknown	1
Orlando, Columbia	1
Orlando, Indian River	1
Orem, Broward	1
Saint Cloud, Unknown	1
Saint Johns, Unknown	1
Rye, Duval	1
Rex, Duval	1
Port Everglades, Broward	1
Parker, Dade	1
Parker, Leon	1
Pacifica, Dade	1
Peoria, Unknown	1
Plantation, Orange	1
Pompano Beach, Martin	1
Palm Coast, Alachua	1
Palm Coast, Polk	1
Ormond Beach, Unknown	1
Oviedo, Brevard	1
Orlando, Sarasota	1
Louisville, Manatee	1
Los Angeles Ca, Unknown	1
Littleton, Dade	1
Margate, Dade	1
Marshall, Dade	1
Mary Esther, Unknown	1
Medford, Palm Beach	1
Miami Lakes, Unknown	1
Miami, Hillsborough	1
Miami, Manatee	1
Macdill Air Force Base, Hillsborough	1
Miami Beach, Broward	1
Missing, Jackson	1
Leesburg, Marion	1
Lehigh Acres, Dade	1

COVID-19: characteristics of 1,851,151 Florida resident cases

Data through Feb 23, 2021 verified as of Feb 24, 2021 at 09:25 AM

Data in this report are provisional and subject to change.

The table below includes the cities and counties of residence for cases in Florida residents based on the patient's ZIP Code. Note that city is not always received as part of the initial notification and may be missing while the case is being investigated.

City and county	Cases
Lewisburg, Pasco	1
Largo, Unknown	1
Lake City, Hamilton	1
La Grange, Dade	1
Harrison, Pinellas	1
Holly Ridge, Orange	1
Homeless, Polk	1
Homosassa, Hernando	1
Jerusalem, St. Johns	1
East Hampton, Palm Beach	1
Cypress, Leon	1
Davenport, Orange	1
Daytona Beach, Unknown	1
Deland, St. Lucie	1
Deltona, Orange	1
Fort Myers-, Lee	1
Fort Pierce, Unknown	1
Foley, Escambia	1
Gainesville, Duval	1
Granada Hills, Broward	1
Guilford, Dade	1
Hailandale, Unknown	1
Conway, Leon	1
Coventry, Broward	1
Clermont, Volusia	1
Clewiston, Glades	1
Bridgeport, Dade	1
Bronx, Palm Beach	1
Cartersville, Unknown	1
Altoona, Marion	1
Anaheim, Unknown	1
Argyle, Walton	1
Athens, Duval	1
Bogota, Orange	1
Bradenton, Dade	1
Bradenton, Osceola	1
New Richmond, Volusia	1
Oakland, Leon	1
Ocala, Alachua	1
Okeechobee, St. Lucie	1
North Canton, Palm Beach	1
Panama City, Walton	1
Palm Coast, Duval	1
Perry, Leon	1
Perth Amboy, Monroe	1
Opalocka, Dade	1
Orlando, Union	1
Oviedo, Seminole	1
Oxford, Palm Beach	1
Rio Dell, Volusia	1
Rochelle, Volusia	1
Port Orange, Unknown	1
Port Saint Lucie, Orange	1
Princeton, Alachua	1
Provincetown, Collier	1
Shannon, Collier	1
Soldotna, Broward	1
Saint Cloud, Lee	1
Saint Johns, Orange	1

COVID-19: characteristics of 1,851,151 Florida resident cases

Data through Feb 23, 2021 verified as of Feb 24, 2021 at 09:25 AM

Data in this report are provisional and subject to change.

The table below includes the cities and counties of residence for cases in Florida residents based on the patient's ZIP Code. Note that city is not always received as part of the initial notification and may be missing while the case is being investigated.

City and county	Cases
San Antonio, Sarasota	1
San Antonio, Unknown	1
Sanford, Volusia	1
South Burlington, Orange	1
Spring Park, Alachua	1
Steinhatchee, Madison	1
Tangerine, Seminole	1
Tewksbury, Orange	1
Wesley Chapel, Alachua	1
Wheaton, Lee	1
Virginia Beach, Hernando	1
Waco, Broward	1
Washington, Broward	1
Umatilla, Alachua	1
University Of Central Florida, Monroe	1
Toms River, Dade	1
Winter Park, Osceola	1
Wood River, Polk	1
Worcester, Palm Beach	1
Winter Park, Alachua	1
Wilmington, Broward	1
Bryant, Alachua	1
Bronx, Broward	1
Buffalo, Palm Beach	1
Carol Stream, Orange	1
Castleberry, Escambia	1
Charlotte, Pasco	1
Apo, Pasco	1
Apopka, Flagler	1
99, Unknown	1
Alanson, Bay	1
Aollywoss, Dade	1
Boca Raton, Unknown	1
Bohealia, Lee	1
Blowing Rock, Polk	1
Belleair, Hillsborough	1
Dorchester, Orange	1
Deland, Polk	1
Cumberland, Palm Beach	1
Dade City, Hillsborough	1
Estero, Collier	1
Fanning Springs, Levy	1
Clear Brook, Lee	1
Crestview, Holmes	1
Columbus, Brevard	1
Cookeville, Seminole	1
Dallas, Lee	1
De Leon Springs, Putnam	1
Dearborn, Lee	1
Jupiter, Unknown	1
Kingsland, Duval	1
Kissimmee, Brevard	1
Jamaica, Broward	1
Jersey City, Polk	1
Gainesville, Baker	1
Gilmer, Dade	1
Jacksonville, Manatee	1
Haverford, Hillsborough	1
Herrin, Orange	1

COVID-19: characteristics of 1,851,151 Florida resident cases

Data through Feb 23, 2021 verified as of Feb 24, 2021 at 09:25 AM

Data in this report are provisional and subject to change.

The table below includes the cities and counties of residence for cases in Florida residents based on the patient's ZIP Code. Note that city is not always received as part of the initial notification and may be missing while the case is being investigated.

City and county	Cases
Los Angeles, Palm Beach	1
Marianna, Calhoun	1
Miami, Collier	1
Miami, St. Lucie	1
Marshall, Palm Beach	1
Melrose, Alachua	1
Miamf, Dade	1
Miami G, Dade	1
Lemoyne, Manatee	1
Lawrence Township, Palm Beach	1
Lyndhurst, Broward	1
Magnolia Square, Osceola	1
Maitland, Alachua	1
Lake Placid, Alachua	1
Lake Worth Beach, Broward	1
Lander, Citrus	1
Las Vegas, Orange	1
Dona Vista, Lake	1
East Setauket, Palm Beach	1
El Dorado, Palm Beach	1
Fleming Island, Duval	1
Fellsmere, Brevard	1
Crestview, Broward	1
Clearwater, Leon	1
Charlotte, Alachua	1
Dalecity, Okaloosa	1
Daytona Beach, Orange	1
Deerfield Beach, Polk	1
Crystal River, Marion	1
Crystal River, Unknown	1
Canton, Duval	1
Cantonment, Santa Rosa	1
Cape Coral, Unknown	1
Brooklyn, Polk	1
Bryceville, Duval	1
Bradenton, Lee	1
Boca Raton, Dade	1
Boca Raton, Madison	1
Bogota, Unknown	1
Bal Harbour, Broward	1
Atlanta, Walton	1
Attalla, Broward	1
Auburn, Palm Beach	1
Autaugaville, Broward	1
Apopka, Volusia	1
Alachua, Suwannee	1
Alafaya, Broward	1
Alafaya, Pinellas	1
Lake Clarke Shores, Palm Beach	1
Lake Forest, Collier	1
Merrick, Palm Beach	1
Metter, Manatee	1
Miami, Osceola	1
Miamiardens, Unknown	1
Miamksaohes, Dade	1
Jacksonville, Baker	1
Jacksonville, Marion	1
Irmo, Unknown	1
Key West, Palm Beach	1

COVID-19: characteristics of 1,851,151 Florida resident cases

Data through Feb 23, 2021 verified as of Feb 24, 2021 at 09:25 AM

Data in this report are provisional and subject to change.

The table below includes the cities and counties of residence for cases in Florida residents based on the patient's ZIP Code. Note that city is not always received as part of the initial notification and may be missing while the case is being investigated.

City and county	Cases
Kilgore, Dade	1
Jupiter Inlet, Palm Beach	1
Jzx, Unknown	1
Land O Lakes, Unknown	1
Landolakes, Unknown	1
Lawton, Okaloosa	1
Levittown, Palm Beach	1
Lima, Manatee	1
Lima, Volusia	1
Macclenny, Dixie	1
Madison, Jefferson	1
Maitland, Collier	1
Florida City, Unknown	1
Fort Lauderdale, Collier	1
Gainesville, Levy	1
Glen Cove, Unknown	1
Glen Saint Mary, Duval	1
Golden Oak, Hillsborough	1
Immokalee, Walton	1
Greensboro, Leon	1
Orlando, Walton	1
Oviedo, Lake	1
Orlando, St. Johns	1
Plantation, Leon	1
Pooler, Broward	1
Pensacola, Dade	1
Panomo City, Bay	1
Parrish, Sarasota	1
San Marcos, Unknown	1
Rye, Palm Beach	1
Saint Petersburg, Bay	1
Ridgewood, Lee	1
Roayl Palm Beach, Palm Beach	1
Roseville, Broward	1
Port St. Lucie, Unknown	1
Punta Gorda, Sarasota	1
Putnam, Putnam	1
Ocala, Duval	1
Orlando, Gadsden	1
Orlando, Hernando	1
Orem, Dade	1
Orlando, Citrus	1
Okeechobi, Unknown	1
North Porte, Unknown	1
Notrealville, Polk	1
Monument, Broward	1
Mokena, Lee	1
Miami Dade, Unknown	1
Morrisville, Palm Beach	1
North Brunswick, St. Lucie	1
North Grafton, Dade	1
North Lauderdale, Unknown	1
Surprise, Unknown	1
Syracuse, Unknown	1
St Cloud, Orange	1
St Helena Is, Dade	1
Vernon, Walton	1
Waukesha, Volusia	1
Venezuela, Unknown	1

COVID-19: characteristics of 1,851,151 Florida resident cases

Data through Feb 23, 2021 verified as of Feb 24, 2021 at 09:25 AM

Data in this report are provisional and subject to change.

The table below includes the cities and counties of residence for cases in Florida residents based on the patient's ZIP Code. Note that city is not always received as part of the initial notification and may be missing while the case is being investigated.

City and county	Cases
Twentynine Palms, Broward	1
Xifamk, Dade	1
West Miami, Unknown	1
Whippany, Volusia	1
Windermere, Alachua	1
Winfield, Hillsborough	1
Winter Garden, Unknown	1
Winter Park, Brevard	1
Winter Park, Unknown	1
Indianapolis, Lee	1
Jupiter, Pinellas	1
Kansas City, Palm Beach	1
Lake In The Hills, Broward	1
Lake Worth, Unknown	1
Litchfield Park, Monroe	1
Littleton, St. Johns	1
Newaygo, Charlotte	1
New Canaan, Dade	1
Na, Dade	1
Naples, Leon	1
Melbourne, Volusia	1
Mattoon, Lee	1
Milford, Bay	1
Milford, Unknown	1
Los Angeles, Orange	1
Maitland, Palm Beach	1
Marianna, Leon	1
Marianna, Washington	1
Mary Esther, Hillsborough	1
Gwynn Oak, Polk	1
Fort Worth, Broward	1
Franklin, Orange	1
Frostproof, Highlands	1
Gainesville, Palm Beach	1
Gainesville, Santa Rosa	1
Clearwater, Hillsborough	1
Coal City, Pasco	1
Commerce Township, Manatee	1
Crawfordville, Alachua	1
Eureka, Flagler	1
Evansville, Citrus	1
Crescent City, Marion	1
Crestview, Unknown	1
Denton, Broward	1
Destin, Bay	1
Bonnie, St. Johns	1
Belleair Bluffs, Unknown	1
Brownsville, Escambia	1
Boys Ranch, Suwannee	1
Celebration, Orange	1
Chicago, Broward	1
Choctaw Beach, Unknown	1
Austin, Dade	1
Apo, Collier	1
Big Torch Key, Monroe	1
Black, Holmes	1
Boca Raton, Lee	1
Bonifay, Unknown	1
8852 Teacher Ln, Pasco	1

COVID-19: characteristics of 1,851,151 Florida resident cases

Data through Feb 23, 2021 verified as of Feb 24, 2021 at 09:25 AM

Data in this report are provisional and subject to change.

The table below includes the cities and counties of residence for cases in Florida residents based on the patient's ZIP Code. Note that city is not always received as part of the initial notification and may be missing while the case is being investigated.

City and county	Cases
Addison, Pasco	1
Apopka, Citrus	1
Apopka, Hillsborough	1
Arabi, Orange	1
Tavares, Unknown	1
Temple, Palm Beach	1
Surfside Beach, Orange	1
Tampa, Duval	1
Summerdale, Escambia	1
Sun City Center, Lee	1
Saint Charles, Orange	1
St Peterburg, Orange	1
Stiamk, Dade	1
Scottsdale, Brevard	1
Roswell, Bay	1
Ruskin, Dade	1
Ruskin, Manatee	1
Saint Petersburg, Duval	1
Saint Petersburg, Manatee	1
Port Saint Lucie, Marion	1
Port St Luce, Unknown	1
Pompano Beach, Osceola	1
Pensacola Naval Hospital, Escambia	1
Plymouth, Pasco	1
Pass-A-Grille, Pinellas	1
Oviedo, Orange	1
Pace, Escambia	1
Painted Post, Pasco	1
Palatka, Marion	1
Okeechobee, Unknown	1
North Port, Charlotte	1
Winter Springs, Polk	1
Youngstown, Washington	1
Winnetka, Dade	1
Winter Garden, Osceola	1
Winter Haven, Osceola	1
Winter Park, Duval	1
Winter Park, Palm Beach	1
Weston, Unknown	1
Wildwood, Lee	1
West Hollywood, Broward	1
Waverly, Duval	1
Wabasha, Clay	1
Unknown, Duval	1
Upland, Manatee	1
Mckinney, Broward	1
Miamc, Dade	1
Matawan, Palm Beach	1
Missing, Okeechobee	1
Monroe Township, Palm Beach	1
Moore Haven, Okeechobee	1
Morrisville, Unknown	1
Longwood, Volusia	1
Ldhl, Broward	1
Lincoln, St. Lucie	1
Little Neck, Lee	1
Lake Butler, Alachua	1
Knoxville, Bay	1
Las Vegas, Palm Beach	1

COVID-19: characteristics of 1,851,151 Florida resident cases

Data through Feb 23, 2021 verified as of Feb 24, 2021 at 09:25 AM

Data in this report are provisional and subject to change.

The table below includes the cities and counties of residence for cases in Florida residents based on the patient's ZIP Code. Note that city is not always received as part of the initial notification and may be missing while the case is being investigated.

City and county	Cases
Homeless, Monroe	1
Homeless, Pinellas	1
Howell, Dade	1
Hudson, Hernando	1
Hoclywsod, Dade	1
Holiday, Pinellas	1
Indian Rocks Beach, Duval	1
Indiantown, Palm Beach	1
Inglewood, Sarasota	1
Inverness, Marion	1
Inwood, Broward	1
Irvine, Marion	1
Istachatta, Hernando	1
Jupiter, St. Lucie	1
Kenilworth, Leon	1
Jacksonville, Orange	1
Jefferson, Dade	1
Jonesboro, Leon	1
Kingsland, Nassau	1
Key West, Duval	1
Keys West, Unknown	1
Carmel, Orange	1
Cedar Springs, Hernando	1
Chicago, Unknown	1
Coconut Ck, Unknown	1
Dallas, Hernando	1
Dayton, Lake	1
Daytona Beach, Pinellas	1
Dearborn, Broward	1
Deer Park, Dade	1
Brooklyn, Dade	1
Brooklyn, Lee	1
Caracas, Dade	1
Boston, Broward	1
Bel Air, Collier	1
O, Manatee	1
Alachua, Duval	1
Alpharetta, Broward	1
Apopka, Clay	1
Asheville, Highlands	1
Astoria, Broward	1
Bartow, Hardee	1
Downingtown, Broward	1
Downingtown, Hillsborough	1
Dpo, Santa Rosa	1
Dunedin, Unknown	1
Deerfield, Dade	1
Deland, Seminole	1
Deltona, Seminole	1
Fort Lauderdale, Leon	1
Fort Myers, Sarasota	1
Fort Pierce, Palm Beach	1
Fort White, Clay	1
East Palatka, Hillsborough	1
Eastpoint, Leon	1
Garden City, Alachua	1
Gaylord, Orange	1
Gotcha, Orange	1
Greensburg, Palm Beach	1

COVID-19: characteristics of 1,851,151 Florida resident cases

Data through Feb 23, 2021 verified as of Feb 24, 2021 at 09:25 AM

Data in this report are provisional and subject to change.

The table below includes the cities and counties of residence for cases in Florida residents based on the patient's ZIP Code. Note that city is not always received as part of the initial notification and may be missing while the case is being investigated.

City and county	Cases
Erie, Monroe	1
Hallandale, Unknown	1
Haines City, Osceola	1
Hernando, Marion	1
Hialeah, Collier	1
Helen, Bay	1
Prattville, Hillsborough	1
Prestonsburg, Bay	1
Quincy, Jackson	1
Rapid City, Broward	1
Piasa, Putnam	1
Russellville, Bay	1
Saint Cloud, Palm Beach	1
Saint Joseph, Volusia	1
San Antonio, Orange	1
Shalimar, Unknown	1
Shirley, Flagler	1
Suitland, Volusia	1
Sanford, Unknown	1
Seminole, Leon	1
Oldsmar, Hillsborough	1
North Palm Beach, Orange	1
Northport, Sarasota	1
Oakland, Lee	1
Milford, Lee	1
Myakka City, Sarasota	1
New Middletown, Hillsborough	1
New Port Richey, Pinellas	1
New Port Richey, Unknown	1
Newberry, Marion	1
Orlo Vista, Orange	1
Other, Dade	1
Palm Beach Gardens, Unknown	1
Palmetto Bay, Palm Beach	1
Palmetto, Pasco	1
Parma, Manatee	1
Pass-A-Grille Beach, Pinellas	1
Tavares, Orange	1
Tequesta, Martin	1
Topsham, Manatee	1
Town Of Nocatee, St. Johns	1
Troy, Manatee	1
Unkn, Duval	1
Syracuse, Polk	1
Tallahassee, Dade	1
Tamarac, Dade	1
Waipahu, Santa Rosa	1
Ward, Polk	1
Wellborn, Columbia	1
Sunbright, Palm Beach	1
Venetian Islands, Dade	1
Winter Garden, Duval	1
Woodbine, Nassau	1
Yulee, St. Johns	1
Zephyrhills, Hillsborough	1
West Apim Beach, Palm Beach	1
West Yarmouth, St. Lucie	1
Davenport, Lake	1
Davie, Unknown	1

COVID-19: characteristics of 1,851,151 Florida resident cases

Data through Feb 23, 2021 verified as of Feb 24, 2021 at 09:25 AM

Data in this report are provisional and subject to change.

The table below includes the cities and counties of residence for cases in Florida residents based on the patient's ZIP Code. Note that city is not always received as part of the initial notification and may be missing while the case is being investigated.

City and county	Cases
Dayton, Orange	1
Edgewood, Broward	1
Elkton, Putnam	1
Floral, Okaloosa	1
Cincinnati, Dade	1
Chesterfield, Broward	1
Crossings, Unknown	1
Armstrong, St. Johns	1
Atl, Brevard	1
Alva, Escambia	1
Andalusia, Escambia	1
Arcadia, Highlands	1
Baker, Santa Rosa	1
Belleville, Palm Beach	1
Belmont, Santa Rosa	1
Blountstown, Broward	1
Bronson, Alachua	1
Brooker, Alachua	1
Bradenton, Clay	1
Brandon, Pinellas	1
Bonita, Lee	1
Bocaraten, Palm Beach	1
Hudson, Pinellas	1
Hoosick Falls, Broward	1
Indian Rock Beach, Palm Beach	1
Interlachen, Duval	1
Kure Beach, Monroe	1
Lakeland, Palm Beach	1
Gibson, Unknown	1
Gainesville, Okaloosa	1
Gainesville, Unknown	1
Greenbrier, Bay	1
Groveland, Orange	1
Hialeahgardens, Dade	1
Hiram, Leon	1
Longwood, Broward	1
Lucedale, St. Lucie	1
Macclenny, Duval	1
Mantua, Broward	1
Middletown, Osceola	1
Mayaguez, Dade	1
Monroe, Hillsborough	1
Missing, Gilchrist	1
North Laud, Unknown	1
Ocoee, Unknown	1
Odessa, Dade	1
Newberry, Levy	1
New Vernon, Palm Beach	1
White Plains, Broward	1
Whites Creek, Leon	1
Windermere, Volusia	1
Wtixrat, Dade	1
Ventura, Orange	1
Westlake Village, Unknown	1
Watersound, Bay	1
University Of Central Florida, Lee	1
Unk, Duval	1
Trenton, Dixie	1
Unknown, Unknown	1

COVID-19: characteristics of 1,851,151 Florida resident cases

Data through Feb 23, 2021 verified as of Feb 24, 2021 at 09:25 AM

Data in this report are provisional and subject to change.

The table below includes the cities and counties of residence for cases in Florida residents based on the patient's ZIP Code. Note that city is not always received as part of the initial notification and may be missing while the case is being investigated.

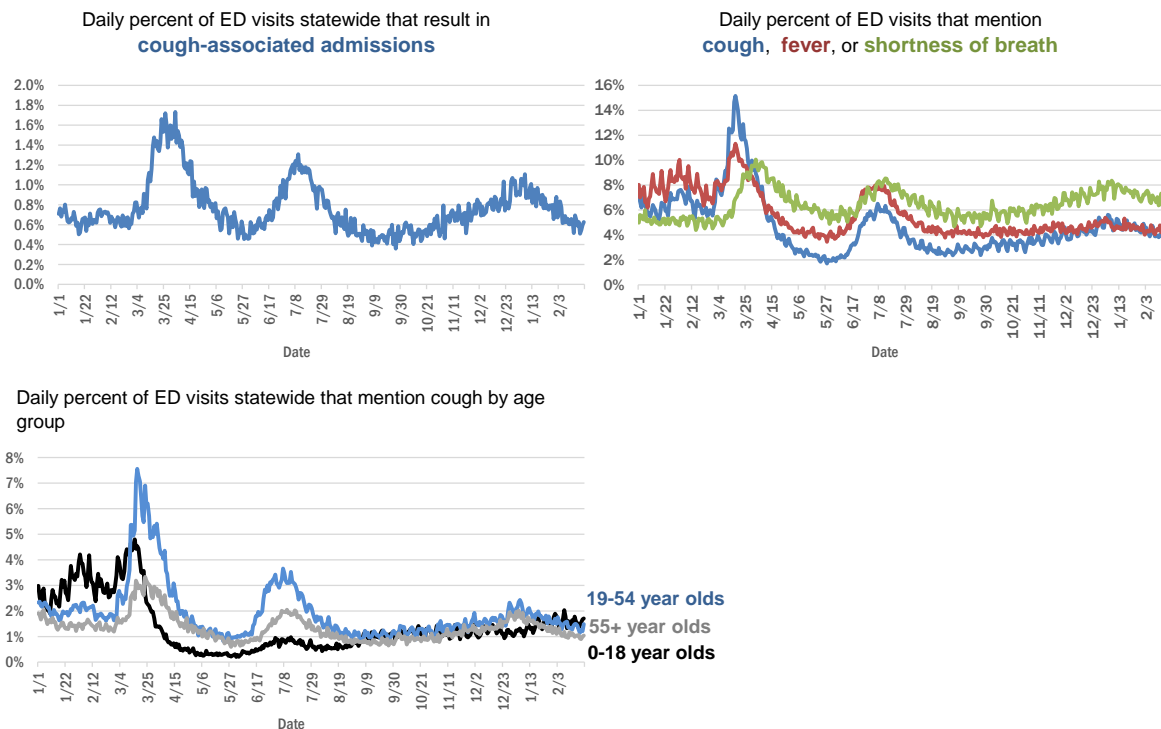
City and county	Cases
Pembroke Pines, Orange	1
Pensacola, Sumter	1
Perth Amboy, Hillsborough	1
Puerto Rico, Unknown	1
Punta Gorda, Unknown	1
Randolph, Orange	1
Rivera Beach, Palm Beach	1
Port Orange, Brevard	1
Powell, Lee	1
Paducah, Manatee	1
Orlando, Jackson	1
Palmetto, Dixie	1
Palm Coast, Unknown	1
Oldsray, Manatee	1
Saint Petersburg, Charlotte	1
Saint Augustine, Flagler	1
Seffenner, Hillsborough	1
Seminole, Lee	1
Toms River, Lee	1
Tourist, Dade	1
Stratford, Broward	1
Sunrtise, Dade	1
Tallahassee, Gadsden	1
Tallahassee, Madison	1
Total	1,851,151

COVID-19: additional surveillance information

Data through Feb 23, 2021 verified as of Feb 24, 2021 at 09:25 AM

Data in this report are provisional and subject to change.

Statewide emergency department (ED) chief complaint and admission data



The Electronic Surveillance System for the Early Notification of Community-Based Epidemics (ESSENCE-FL) includes chief complaint data from 211 of 211 Florida EDs. Data are transmitted electronically to ESSENCE-FL daily or hourly.

COVID-19: testing by laboratory

Data through Feb 23, 2021 verified as of Feb 24, 2021 at 09:25 AM

Data in this report are provisional and subject to change.

The numbers in the table below represent the number of Florida and non-Florida residents for whom test results were received by the Department of Health. A person can be tested by more than one laboratory and can have both positive and negative results. **Therefore, the sum of the numbers in each column will be larger than the total number of people tested.**

Reporting lab	Inconclusive	Negative	Positive	Percent positive	Total
LABORATORY CORPORATION OF AMERICA	2,492	1,551,384	212,503	12%	1,766,379
CURATIVE LABS	13,755	1,450,661	219,339	13%	1,683,755
QUEST DIAGNOSTICS	11,536	1,328,151	196,515	13%	1,536,202
BIO REFERENCE LABORATORIES, INC	7,562	904,739	174,114	16%	1,086,415
HELIX	7,994	585,381	103,328	15%	696,703
REALTOX LABS LLC	6,224	576,306	94,745	14%	677,275
NOMI_HEALTH	2,241	374,439	53,931	13%	430,611
GENETWORX	661	390,603	32,958	8%	424,222
RCA LABORATORY SERVICES, LLC		367,309	39,480	10%	406,789
CDR MAGUIRE - HEALTH CARE CENTER		338,627	51,540	13%	390,167
EAST FLORIDA STATE COLLEGE - BREVARD		212,886	26,986	11%	239,872
IMPACT HEALTH BIOMETRIC TESTING, INC	1,024	211,203	24,659	10%	236,886
BPHL-JACKSONVILLE	18	174,626	30,866	15%	205,510
NOMI HEALTH LAB SERVICES		172,681	19,847	10%	192,528
PWNHEALTH	1,203	163,665	22,751	12%	187,619
ADVENTHEALTH LAB	99	150,145	19,667	12%	169,911
CB SMITH PARK		150,116	18,794	11%	168,910
MAKO GENOMICS	7,471	134,453	24,627	15%	166,551
FULGENT DIAGNOSTICS LABORATORY	2,926	136,240	15,135	10%	154,301
MAYO CLINIC LABORATORIES	332	135,289	17,232	11%	152,853
BPHL-MIAMI	225	129,926	22,028	14%	152,179
PALM BEACH BALLPARK		136,249	14,185	9%	150,434
ELABNETWORK	1,059	137,218	11,711	8%	149,988
BAYCARE LABORATORIES LLC	573	124,605	11,031	8%	136,209
MEMORIAL REGIONAL HOSPITAL SOUTH	25	109,025	22,451	17%	131,501
NORTHWEST LABORATORY	246	121,058	6,473	5%	127,777
ASCENSION SACRED HEART HOSPITAL - PENSACOLA	2	109,911	17,492	14%	127,405
ORLANDO HEALTH SYSTEM	680	109,933	11,572	9%	122,185
BIOCOLLECTIONS WORLDWIDE, INC	733	107,245	13,289	11%	121,267
ADVENT HEALTH LAB	112	101,260	13,956	12%	115,328
MEDICAL DIAGNOSTIC LABORATORIES	974	98,525	14,212	12%	113,711
AKESOGEN		86,514	16,769	16%	103,283
UF HEALTH MEDICAL LAB	33	94,324	8,879	9%	103,236
BPHL-TAMPA (SPECTRUM BLVD)	45	86,612	16,055	16%	102,712
TESTING MATTERS INC	534	86,626	14,808	15%	101,968
KORVALABS, INC	1,285	91,456	4,698	5%	97,439
TAMPA GENERAL HOSPITAL	4	87,637	8,454	9%	96,095
DIATHERIX LABORATORIES (VRL EUROFINS)		81,232	12,201	13%	93,433
SUNPATH MEDICAL DIAGNOSTICS LABORATORY	805	76,973	11,888	13%	89,666
AEGIS SCIENCES CORPORATION	783	74,426	13,464	15%	88,673
BAPTIST HEALTH SOUTH FLORIDA	345	72,044	11,287	13%	83,676
ASCENSION ST VINCENT'S - RIVERSIDE	1	67,013	9,821	13%	76,835
JACKSON MEMORIAL HOSPITAL CLINICAL LAB	79	59,074	10,982	16%	70,135
SOUTH MIAMI HOSPITAL LAB	422	60,558	8,800	13%	69,780
LAKELAND REGIONAL MEDICAL CENTER	129	61,383	8,208	12%	69,720
AMERICAN HEALTH ASSOCIATES	9	58,015	5,109	8%	63,133

COVID-19: testing by laboratory

Data through Feb 23, 2021 verified as of Feb 24, 2021 at 09:25 AM

Data in this report are provisional and subject to change.

The numbers in the table below represent the number of Florida and non-Florida residents for whom test results were received by the Department of Health. A person can be tested by more than one laboratory and can have both positive and negative results. **Therefore, the sum of the numbers in each column will be larger than the total number of people tested.**

Reporting lab	Inconclusive	Negative	Positive	Percent positive	Total
UF HEALTH SHANDS HOSPITAL	460	57,877	4,344	7%	62,681
INGENIOUS PERSONALIZED MEDICINE	194	47,751	9,980	17%	57,925
AIT LABORATORIES		51,231	6,245	11%	57,476
ARUP LABORATORIES	16	50,061	2,922	6%	52,999
APPLIED INGENUITY DIAGNOSTICS LLC		47,932	2,162	4%	50,094
BAPTIST HEALTH - JACKSONVILLE	4	45,937	3,818	8%	49,759
GENESIS REFERENCE LABORATORIES		43,423	4,927	10%	48,350
TALLAHASSEE MEMORIAL HOSPITAL	235	42,283	5,360	11%	47,878
VIRACOR EUROFINS		35,479	9,812	22%	45,291
SARASOTA MEMORIAL HOSPITAL MAIN LAB	12	39,617	3,540	8%	43,169
BROWARD GENERAL MEDICAL CENTER-CLINICAL LAB	2	37,823	4,127	10%	41,952
ADVENTIST HEALTH SYSTEMS SUNBELT INC DBA		36,335	4,225	10%	40,560
NICKLAUS CHILDREN'S HOSPITAL	66	35,169	4,926	12%	40,161
MILLENNIUM PHYSICIAN GROUP	17	33,568	6,507	16%	40,092
FLORIDA HOSPITAL - TAMPA	37	36,800	3,186	8%	40,023
LEE HEALTH - CAPE CORAL HOSPITAL	3	32,878	5,434	14%	38,315
UNIVERSITY OF MIAMI HOSPITAL	124	34,011	3,546	9%	37,681
ORANGE COUNTY CONVENTION CENTER		33,330	3,697	10%	37,027
DWIC OF TAMPA BAY INC		32,727	3,986	11%	36,713
UF HEALTH JACKSONVILLE	48	32,162	3,816	11%	36,026
MINUTECLINIC LLC		30,353	5,418	15%	35,771
MIAMI DADE COUNTY		32,093	3,528	10%	35,621
ECCO LAB GROUP CO	499	29,801	4,574	13%	34,874
WALGREENS	34	29,169	5,393	16%	34,596
MEDFAST URGENT CARE CENTERS, LLC	19	28,355	4,296	13%	32,670
NORTH FLORIDA REGIONAL MEDICAL CENTER		27,202	3,339	11%	30,541
MOUNT SINAI MEDICAL CENTER	10	27,022	2,964	10%	29,996
ST JOSEPHS HOSPITAL LABORATORY	23	26,305	3,477	12%	29,805
JUPITER MEDICAL CENTER LAB	78	26,794	2,603	9%	29,475
BRANDON REGIONAL HOSPITAL		25,930	3,425	12%	29,355
STS LAB 2 LLC	6	27,032	1,371	5%	28,409
INTEGRATED REGIONAL LABORATORIES LLP	1	24,226	3,872	14%	28,099
JFK MEDICAL CENTER LAB	1	23,540	3,071	12%	26,612
PALMETTO GENERAL HOSPITAL LAB	3	21,880	4,495	17%	26,378
WATSON CLINIC LLP		20,958	4,908	19%	25,866
GENESIS MEDICAL LABORATORY	344	21,176	4,115	16%	25,635
NIGHT LITE PEDIATRIC CENTER LLC		22,833	2,582	10%	25,415
MALABAR MEDICAL WALK IN CLINIC	1	20,549	4,089	17%	24,639
HOLY CROSS HOSPITAL CLINICAL LAB	1	22,450	2,117	9%	24,568
HEALTHLINK DIAGNOSTIC LABORATORIES	283	21,598	2,315	10%	24,196
ACCESS DX LABORATORY	221	21,758	2,075	9%	24,054
AVENTUS BIO LABS	16	20,520	3,070	13%	23,606
MORTON PLANT HOSPITAL-ADLER INSTITUTE	26	20,135	2,410	11%	22,571
PANCARE OF FLORIDA INC		19,937	2,422	11%	22,359

COVID-19: testing by laboratory

Data through Feb 23, 2021 verified as of Feb 24, 2021 at 09:25 AM

Data in this report are provisional and subject to change.

The numbers in the table below represent the number of Florida and non-Florida residents for whom test results were received by the Department of Health. A person can be tested by more than one laboratory and can have both positive and negative results. **Therefore, the sum of the numbers in each column will be larger than the total number of people tested.**

Reporting lab	Inconclusive	Negative	Positive	Percent positive	Total
STATLAB_MOBILE	1	20,054	2,032	9%	22,087
LAB DIAGNOSTICS LLC	390	15,928	5,312	25%	21,630
NAPLES COMMUNITY HOSPITAL	72	19,397	2,014	9%	21,483
DRS CLACK SPENCER WHITE & MCCORMACK PA D/B/A		19,173	1,968	9%	21,141
ADVENT HEALTH - DAYTONA BEACH	32	18,890	1,674	8%	20,596
SAINT MARY'S MEDICAL CENTER	24	18,327	2,159	11%	20,510
EXACT SCIENCES LABORATORIES		18,177	2,306	11%	20,483
PATIENTS FIRST LAKE ELLA MEDICAL CENTER PA		17,145	3,204	16%	20,349
INFINITY BIOLOGIX LLC	54	18,735	818	4%	19,607
UNITED CLINICAL LABORATORY LLC	2	17,083	2,260	12%	19,345
CLEVELAND CLINIC HOSPITAL LAB	4	16,766	2,205	12%	18,975
BAYFRONT HEALTH - ST PETERSBURG	17	15,780	2,351	13%	18,148
CLEVELAND CLINIC TRADITION HOSPITAL		16,825	1,237	7%	18,062
OSCEOLA REGIONAL MEDICAL CENTER	1	15,410	2,226	13%	17,637
LEESBURG REGIONAL MEDICAL CENTER		15,356	2,132	12%	17,488
HEALTH CENTER AT SINAI RESIDENCES		16,930	506	3%	17,436
BIOCERNA LABS	461	14,582	2,112	12%	17,155
HOMESTEAD HOSPITAL CLINICAL LABORATORY	27	13,855	2,981	18%	16,863
MEMORIAL HOSPITAL JACKSONVILLE	8	13,963	2,689	16%	16,660
WELLINGTON REGIONAL MED CTR LAB	6	14,468	1,795	11%	16,269
NORTHWEST MEDICAL CENTER	1	13,934	1,973	12%	15,908
CLARITY LAB SOLUTIONS	89	13,975	1,740	11%	15,804
ORANGE PARK MEDICAL CENTER	9	13,172	2,580	16%	15,761
INDIAN RIVER PATHOLOGY LLC		14,508	1,231	8%	15,739
ACCESS MEDICAL LABORATORIES	4	7,953	7,564	49%	15,521
FULGENT DIAGNOSTICS	169	14,309	977	6%	15,455
BETHESDA HOSPITAL EAST		13,782	1,419	9%	15,201
OAK HILL HOSPITAL		13,460	1,705	11%	15,165
DELRAY MEDICAL CENTER LAB	3	13,554	1,579	10%	15,136
VISTA CLINICAL DIAGNOSTICS	481	12,901	1,692	11%	15,074
WEST KENDALL BAPTIST HOSPITAL	13	11,944	2,817	19%	14,774
LAWNWOOD REGIONAL MEDICAL CENTER	1	12,652	2,055	14%	14,708
PRIVA PATH LABS	75	13,535	916	6%	14,526
MEMORIAL REGIONAL HOSPITAL CLINICAL LABORATORY	10	13,577	939	6%	14,526
INDIAN RIVER MEDICAL CENTER LAB		13,669	852	6%	14,521
BAPTIST HEALTHCARE - BAPTIST HOSPITAL	5	11,288	3,082	21%	14,375
BAPTIST HEALTH - SOUTH		13,066	1,166	8%	14,232
LEE HEALTH - LEE MEMORIAL HOSPITAL		10,648	3,552	25%	14,200
LARGO MEDICAL CENTER		12,495	1,580	11%	14,075
UHEALTH CORAL GABLES/LENNAR MED CTR	32	13,121	888	6%	14,041
WINTER HAVEN HOSPITAL CLINICAL LABORATORY	4	11,799	2,163	15%	13,966
THE HEALTHCARE DISTRICT OF PALM BEACH COUNTY	44	12,011	1,744	13%	13,799
NONA SCIENTIFIC	5	10,639	3,121	23%	13,765
ADVENTHEALTH CENTRA CARE LAKE BUENA VISTA		12,107	1,543	11%	13,650

COVID-19: testing by laboratory

Data through Feb 23, 2021 verified as of Feb 24, 2021 at 09:25 AM

Data in this report are provisional and subject to change.

The numbers in the table below represent the number of Florida and non-Florida residents for whom test results were received by the Department of Health. A person can be tested by more than one laboratory and can have both positive and negative results. **Therefore, the sum of the numbers in each column will be larger than the total number of people tested.**

Reporting lab	Inconclusive	Negative	Positive	Percent positive	Total
WEST FLORIDA HOSPITAL LAB	1	10,564	2,936	22%	13,501
CARDIOPATH	84	11,579	1,684	13%	13,347
MEDICAL CENTER OF TRINITY CLINICAL LABORATORY	2	11,717	1,385	11%	13,104
PALMS WEST HOSPITAL LAB	2	11,160	1,827	14%	12,989
GOOD SAMARITAN MEDICAL CENTER LAB	2	11,163	1,674	13%	12,839
WESTSIDE REGIONAL MED CTR	2	10,936	1,877	15%	12,815
MOLECULAR INFECTIOUS DISEASES	427	11,780	404	3%	12,611
MERCY HOSPITAL A CAMPUS OF PLANTATION GEN HOSP LAB	1	10,587	1,980	16%	12,568
NEMOURS CHILDRENS HOSPITAL	1	11,798	707	6%	12,506
ST ANTHONY'S HOSPITAL LAB	30	10,920	1,502	12%	12,452
REGIONAL MEDICAL CENTER BAYONET POINT	2	11,317	999	8%	12,318
GULF COAST MEDICAL CENTER MICROLAB		9,625	2,675	22%	12,300
LAKE CITY HM		11,147	988	8%	12,135
THE VILLAGES REGIONAL HOSPITAL		10,849	1,255	10%	12,104
BINAXNOW	9	9,149	2,836	24%	11,994
MEDRITE MEDICAL CARE, PC	5,652	5,766	549	5%	11,967
FLORIDA HOSPITAL WATERMAN LABORATORY	70	10,997	862	7%	11,929
PWN HEALTH	17	9,711	2,072	18%	11,800
CAPITAL REGIONAL MEDICAL CTR		9,425	2,315	20%	11,740
ST MARKS HOSPITAL LABORATORY B	78	10,627	1,002	9%	11,707
AVENTURA HOSPITAL LAB		9,412	2,214	19%	11,626
CORAL GABLES HOSPITAL CLINICAL LABORATORY		9,742	1,825	16%	11,567
HALIFAX MEDICAL CENTER LAB	37	9,801	1,713	15%	11,551
GENOVA DIAGNOSTICS LABORATORY	61	10,432	1,014	9%	11,507
ST JOSEPHS HOSPITAL	18	9,924	1,511	13%	11,453
WEST BOCA MEDICAL CENTER LAB		10,539	853	7%	11,392
BLAKE MEDICAL CENTER		9,947	1,425	13%	11,372
FLORIDA LABORATORY ANALYSIS		9,878	1,457	13%	11,335
BAPTIST HEALTH SOUTH FLORIDA - WEST KENDALL URGENT CARE		9,412	1,812	16%	11,224
LEE HEALTH - HEALTH PARK MEDICAL CENTER		9,348	1,807	16%	11,155
MANATEE MEMORIAL HOSPITAL		10,180	968	9%	11,148
COAST DIAGNOSTICS LLC	45	9,872	1,197	11%	11,114
PATHNOSTICS	41	8,656	2,338	21%	11,035
LARKIN COMMUNITY HOSPITAL	10	9,541	1,450	13%	11,001
PALM BEACH GARDENS MEDICAL CTR LAB		9,856	1,089	10%	10,945
MEASE COUNTRYSIDE LAB	14	9,593	1,181	11%	10,788
PRECISION HEALTH RESOURCES LLC		9,870	658	6%	10,528
LAKE CITY MEDICAL CENTER		8,306	2,160	21%	10,466
LARKIN COMMUNITY HOSPITAL INC DBA CARDIOTROPIC		6,820	3,621	35%	10,441
FLORIDA HOSPITAL HEARTLAND MED CTR CLINICAL LAB	33	8,990	1,353	13%	10,376
VIKOR SCIENTIFIC	47	8,467	1,770	17%	10,284
ADVENT HEALTH - WESLEY CHAPEL	14	9,137	964	10%	10,115
PLANTATION GENERAL HOSPITAL		8,471	1,566	16%	10,037
NATIONWIDE LABORATORY SERVICES INC	335	8,244	1,300	13%	9,879
SRQ DRIVE THROUGH		8,944	905	9%	9,849
DOCTORS HOSPITAL	7	8,175	1,622	17%	9,804

COVID-19: testing by laboratory

Data through Feb 23, 2021 verified as of Feb 24, 2021 at 09:25 AM

Data in this report are provisional and subject to change.

The numbers in the table below represent the number of Florida and non-Florida residents for whom test results were received by the Department of Health. A person can be tested by more than one laboratory and can have both positive and negative results. **Therefore, the sum of the numbers in each column will be larger than the total number of people tested.**

Reporting lab	Inconclusive	Negative	Positive	Percent positive	Total
FLORIDA MEDICAL CENTER - A CAMPUS OF NORTH SHORE	2	8,582	1,184	12%	9,768
LEON MEDICAL CENTERS LLC		7,627	2,068	21%	9,695
SARKIS CLINICAL TRIALS	25	8,420	1,236	13%	9,681
AVECINA	17	8,956	698	7%	9,671
CENTRAL FLORIDA REGIONAL HOSPITAL		8,638	1,007	10%	9,645
PALM BEACH BALL PARK		8,605	1,011	11%	9,616
P4 CLINICAL, LLC	200	8,402	951	10%	9,553
AVECINA MEDICAL	4	6,202	3,340	35%	9,546
AMERICAN FAMILY CARE		5,249	4,267	45%	9,516
EXPRESS GENE MOLECULAR DIAGNOSTICS LABORATORY		8,119	1,385	15%	9,504
NORTHSIDE HOSPITAL AND HEART INSTITUTE		8,489	971	10%	9,460
LABSTAT LLC	3	9,014	434	5%	9,451
BOSTON HEART DIAGNOSTICS CORP		8,183	1,198	13%	9,381
CORAL SPRINGS MED CTR		8,443	919	10%	9,362
LABS ASAP LLC		8,369	926	10%	9,295
FLORIDA HOSPITAL DELAND	10	7,997	1,168	13%	9,175
SYNERGY DIAGNOSTIC LABORATORY	93	7,997	988	11%	9,078
ADVENTHEALTH CENTRA CARE WATERFORD LAKES		7,575	1,500	17%	9,075
CERNERELR_BAYCARE	43	8,320	616	7%	8,979
NCF DIAGNOSTICS & DNA TECHNOLOGIES LAB	153	8,304	486	5%	8,943
INFORM DIAGNOSTICS, INC		8,320	495	6%	8,815
CernerELR_Advent		7,596	1,207	14%	8,803
BAPTIST HEALTH SOUTH FLORIDA - COUNTRY WALK URGENT CARE		7,202	1,515	17%	8,717
FLORIDA HOSPITAL FLAGLER	29	7,816	760	9%	8,605
OCALA REGIONAL MEDICAL CENTER		7,448	1,146	13%	8,594
WEST PALM HOSPITAL LAB		7,897	692	8%	8,589
BROWARD HEALTH NORTH CLINICAL LABORATORY		7,563	971	11%	8,534
NORTH SHORE MEDICAL CENTER		7,019	1,446	17%	8,465
MEDARBOR DIAGNOSTICS	1	7,293	1,105	13%	8,399
FLORIDA HOSPITAL ZEPHYRHILLS	10	7,463	913	11%	8,386
ADVENTHEALTH CENTRA CARE ST CLOUD	1	7,177	1,155	14%	8,333
AVECINA MEDICAL OAKLEAF	3	6,977	1,330	16%	8,310
LEE HEALTH - GULF COAST MEDICAL CENTER	2	6,608	1,696	20%	8,306
FLORIDA HOSPITAL OF CARROLLWOOD	23	7,033	1,152	14%	8,208
CERNERELR_BAPTISTMIAMI	31	7,313	862	11%	8,206
ALL CHILDREN'S HOSPITAL		7,507	554	7%	8,061
SOUTH BAY HOSPITAL CLINICAL LAB	1	7,072	853	11%	7,926
CLEVELAND CLINIC MARTIN SOUTH HOSPITAL	1	7,035	877	11%	7,913
SYNERGY LABORATORIES	7	6,821	1,051	13%	7,879
INFINITY BIOLOGIX LLC (GINKO BIOWORKS)	26	7,625	219	3%	7,870
HEALTHQUEST ESOTERICS		6,352	1,345	17%	7,697
H LEE MOFFITT CANCER CENTER LABORATORY	1	7,442	217	3%	7,660
BAPTIST HEALTH SOUTH FLORIDA - MIAMI LAKES URGENT CARE		6,015	1,640	21%	7,655
KD MEDICAL CHOICE LLC	5	6,882	715	9%	7,602
SANTA ROSA MEDICAL CENTER		6,229	1,369	18%	7,598
MEMORIAL HOSPITAL WEST LABORATORY SERVICES	14	6,886	696	9%	7,596

COVID-19: testing by laboratory

Data through Feb 23, 2021 verified as of Feb 24, 2021 at 09:25 AM

Data in this report are provisional and subject to change.

The numbers in the table below represent the number of Florida and non-Florida residents for whom test results were received by the Department of Health. A person can be tested by more than one laboratory and can have both positive and negative results. **Therefore, the sum of the numbers in each column will be larger than the total number of people tested.**

Reporting lab	Inconclusive	Negative	Positive	Percent positive	Total
BAYCARE COMMUNITY HEALTH		7,403	188	2%	7,591
NCH NORTH NAPLES HOSPITAL LAB	15	6,733	830	11%	7,578
POINCIANA MEDICAL CENTER		5,894	1,678	22%	7,572
BAPTIST HEALTH - BEACHES		6,942	617	8%	7,559
ISPM LABS, LLC DBA CAPSTONE DIAGNOSTICS, LLC		7,101	378	5%	7,479
ANNE BATES LEACH EYE HOSPITAL/ ABLEH MICROBIOLOGY LABORATORY	7	7,265	106	1%	7,378
MEMORIAL HOSPITAL MICRO		6,811	497	7%	7,308
WEST MARION COMMUNITY HOSPITAL LAB		6,054	1,245	17%	7,299
CLEVELAND CLINIC MARTIN NORTH HOSPITAL		6,434	839	12%	7,273
ARCPPOINT LABS OF FORT MYERS	4	6,234	883	12%	7,121
ST LUCIE MEDICAL CENTER		5,714	1,378	19%	7,092
MORTON PLANT-MEASE	5	6,416	662	9%	7,083
GENE BY GENE, GENOMICS RESEARCH CENTER LAB	44	6,618	391	6%	7,053
LAKEWOOD RANCH MEDICAL CENTER		6,449	562	8%	7,011
FLORIDA HOSPITAL FISH MEMORIAL	19	5,920	1,038	15%	6,977
ADVENTHEALTH CENTRA CARE CLERMONT		5,971	987	14%	6,958
ADVENTHEALTH CENTRA CARE UNIVERSITY	1	6,089	779	11%	6,869
LUMINUS DIAGNOSTICS		6,268	553	8%	6,821
ADVENTHEALTH CENTRA CARE WINTER GARDEN	1	6,023	743	11%	6,767
ADVENTHEALTH CENTRA CARE WINTER PARK		6,102	662	10%	6,764
BAPTIST HEALTH SOUTH FLORIDA - WESTCHESTER URGENT CARE		5,528	1,208	18%	6,736
VISTA CLINICAL	8	3,864	2,710	41%	6,582
FLORIDA HOSPITAL Ocala		5,695	883	13%	6,578
MEDEXPRESS URGENT CARE	2	4,425	2,078	32%	6,505
AVERO DIAGNOSTICS - IRVING	11	6,028	460	7%	6,499
HIALEAH HOSPITAL	4	5,031	1,445	22%	6,480
ADVENTHEALTH CENTRA CARE LAKELAND	1	5,580	852	13%	6,433
BAPTIST HEALTH SOUTH FLORIDA - DORAL URGENT CARE		5,139	1,280	20%	6,419
ADVENTHEALTH CENTRA CARE DR PHILLIPS		5,772	596	9%	6,368
UNKNOWN	3	3,345	2,948	47%	6,296
ADVENTHEALTH CENTRA CARE LEE ROAD		5,625	641	10%	6,266
OVIEDO MEDICAL CENTER		5,584	639	10%	6,223
HOLIDAY CVS LLC		5,895	275	4%	6,170
BAPTIST HEALTH - NASSAU		5,823	340	6%	6,163
INDIAN RIVER MEDICAL CENTER		5,294	838	14%	6,132
ST JOSEPHS NORTH HOSPITAL LAB	7	5,257	855	14%	6,119
IMPERIAL POINT MEDICAL CENTER		5,566	520	9%	6,086
ATLANTIS URGENT CARE	1	4,496	1,553	26%	6,050
ADVENTHEALTH CENTRA CARE HUNTERS CREEK	3	5,145	822	14%	5,970
COMMUNITY HEALTH CENTERS OF PINELLAS INC		4,776	1,184	20%	5,960
EMERALD COAST URGENT CARE		4,551	1,408	24%	5,959
BAYFRONT HEALTH - PORT CHARLOTTE		5,442	484	8%	5,926
ST PETERSBURG GENERAL HOSPITAL		4,944	907	16%	5,851
BAYFRONT HEALTH - VENICE REGIONAL MEDICAL	1	5,338	505	9%	5,844
FORT WALTON BEACH MEDICAL CENTER		4,967	867	15%	5,834
NCH DOWNTOWN NAPLES HOSPITAL	13	5,245	572	10%	5,830

COVID-19: testing by laboratory

Data through Feb 23, 2021 verified as of Feb 24, 2021 at 09:25 AM

Data in this report are provisional and subject to change.

The numbers in the table below represent the number of Florida and non-Florida residents for whom test results were received by the Department of Health. A person can be tested by more than one laboratory and can have both positive and negative results. **Therefore, the sum of the numbers in each column will be larger than the total number of people tested.**

Reporting lab	Inconclusive	Negative	Positive	Percent positive	Total
ADVENTHEALTH CENTRA CARE SANFORD		5,134	665	11%	5,799
MEDEXPRESS URGENT CARE OF BOYNTON BEACH LLC		5,375	401	7%	5,776
ADVENTHEALTH CENTRA CARE MOUNT DORA		4,825	932	16%	5,757
ADVENTHEALTH CENTRA CARE LAKE MARY	2	4,982	743	13%	5,727
SOLARIS DIAGNOSTICS	10	5,150	563	10%	5,723
AMELIA EARHART		4,820	857	15%	5,677
ADVENTHEALTH CENTRA CARE KISSIMMEE		5,065	581	10%	5,646
ADVENTHEALTH CENTRA CARE APOPKA	1	4,787	770	14%	5,558
CLINICAL REFERENCE LABORATORY	2	5,260	278	5%	5,540
BAPTIST HEALTH SOUTH FLORIDA - PEMBROKE PINES URGENT CARE		4,611	917	17%	5,528
FLORIDA HOSPITAL NORTH PINELLAS	11	5,026	448	8%	5,485
SUNCOAST PATHOLOGY ASSOCIATES		4,999	471	9%	5,470
TROPICANA FIELD - LOT 2	19	4,920	486	9%	5,425
MEDEXPRESS URGENT CARE HUDSON		4,679	732	14%	5,411
ADVENTIST HEALTH SYSTEMS, SUNBELT INC		4,731	658	12%	5,389
EMPIRE CITY LABORATORIES INC	58	4,573	754	14%	5,385
SUNRISE MEDICAL LABORATORIES	2	5,002	371	7%	5,375
SOUTH FLORIDA BAPTIST HOSPITAL MICRO	4	4,491	869	16%	5,364
NCH NORTH NAPLES HOSPITAL	6	4,721	618	12%	5,345
PARAMOUNT URGENT CARE		2,699	2,602	49%	5,301
MARTIN HOSPITAL SOUTH LAB		4,966	288	5%	5,254
ADVENTHEALTH CENTRA CARE ALTAMONTE		4,600	642	12%	5,242
DOCTORS URGENT CARE LLC	1	4,211	957	19%	5,169
ANGEL KIDS PEDIATRICS		4,824	305	6%	5,129
PUTNAM COMMUNITY MEDICAL CENTER		4,424	671	13%	5,095
TRINITY SPRINGS		4,357	729	14%	5,086
NORTHWEST FLORIDA COMMUNITY HOSPITAL	32	3,647	1,383	27%	5,062
BAPTIST HEALTH SOUTH FLORIDA - CORAL SPRINGS URGENT CARE		4,353	707	14%	5,060
MEDICAL DNA LABS LLC	3	4,576	444	9%	5,023
MICROGEN DX	4	4,329	675	13%	5,008
ADVENTHEALTH CENTRA CARE AZALEA PARK		4,286	718	14%	5,004
EGLIN AIR FORCE BASE	13	3,519	1,462	29%	4,994
PRO CLINIC		3,903	1,027	21%	4,930
ACUTIS DIAGNOSTICS	17	3,940	972	20%	4,929
AHCC WESLEY CHAPEL		4,345	520	11%	4,865
ADVENTHEALTH CENTRA CARE OVIEDO		4,150	668	14%	4,818
UNIVERSITY HOSPITAL AND MEDICAL CENTER		3,659	1,142	24%	4,801
URGENT CARE CURE	2	4,070	679	14%	4,751
BAPTIST HEALTH - NORTH		3,708	1,042	22%	4,750
COASTAL MED URGENT CARE		3,278	1,466	31%	4,744
ADVENTHEALTH EXPRESS CARE		3,854	889	19%	4,743
DOCTORS URGENT CARE OF LUTZ LLC	1	3,796	933	20%	4,730
URGENT CARE OF THE PALM BEACHES		3,896	826	17%	4,722
ESCAMBIA COMMUNITY CLINICS INC	8	3,500	1,193	25%	4,701
PALMS OF PASADENA HOSPITAL		4,095	509	11%	4,604
NIGHT LITE PEDIATRICS	4	3,341	1,252	27%	4,597

COVID-19: testing by laboratory

Data through Feb 23, 2021 verified as of Feb 24, 2021 at 09:25 AM

Data in this report are provisional and subject to change.

The numbers in the table below represent the number of Florida and non-Florida residents for whom test results were received by the Department of Health. A person can be tested by more than one laboratory and can have both positive and negative results. **Therefore, the sum of the numbers in each column will be larger than the total number of people tested.**

Reporting lab	Inconclusive	Negative	Positive	Percent positive	Total
FLORIDA FAMILY LABORATORY, INC DBA	33	4,158	392	9%	4,583
ADVENTHEALTH CENTRA CARE LONGWOOD		4,048	535	12%	4,583
LEE HEALTH CONVENIENT CARE - PAGE FIELD		3,995	575	13%	4,570
ADVENTHEALTH CENTRA CARE SOUTH ORANGE		3,913	649	14%	4,562
BAPTIST HEALTH SOUTH FLORIDA - TAMIAI TRAIL URGENT CARE		3,663	894	20%	4,557
ADVENT HEALTH - HEART OF FLORIDA ER	1	3,886	648	14%	4,535
MEDEXPRESS URGENT CARE - ESTERO		4,065	465	10%	4,530
ADVENTHEALTH CENTRA CARE ORANGE LAKE		4,014	514	11%	4,528
MINUTECLINIC		3,889	627	14%	4,516
MOFFITT CANCER CENTER	6	4,398	96	2%	4,500
THE CENTER FOR URGENT CARE	3	3,742	755	17%	4,500
FLORIDA COMMUNITY HEALTH CENTER		3,533	967	21%	4,500
MINUTECLINIC LLC #3703		3,754	745	17%	4,499
ADVENTHEALTH CENTRA CARE PORT ORANGE		3,759	729	16%	4,488
DOCTORS HOSPITAL OF SARASOTA CLINICAL LABORATORY		3,885	580	13%	4,465
BAPTIST HEALTH SOUTH FLORIDA - CORAL GABLES (UNIVERSITY) URGENT CARE		3,839	603	14%	4,442
WESTCHESTER HOSPITAL	23	3,568	849	19%	4,440
PEDIATRIC HEALTH CARE ALLIANCE PA		4,066	370	8%	4,436
MEDEXPRESS URGENT CARE - ROYAL PALM BEACH		3,976	456	10%	4,432
BAPTIST HEALTH SOUTH FLORIDA - KENDALE LAKES URGENT CARE		3,556	872	20%	4,428
HEALTH FIRST ADVENTHEALTH CENTRA CARE GATEWAY	1	3,933	436	10%	4,370
HEALTH FIRST ADVENTHEALTH CENTRA CARE TITUSVILLE		3,896	470	11%	4,366
RAULERSON HOSPITAL		3,590	761	17%	4,351
ADVENTHEALTH CENTRA CARE SAND LAKE		3,888	443	10%	4,331
BAPTIST HEALTH SOUTH FLORIDA - PINECREST URGENT CARE		3,726	588	14%	4,314
MEDEXPRESS URGENT CARE PALM BEACH GARDENS		3,948	354	8%	4,302
MEASE DUNEDIN HOSPITAL	5	3,855	431	10%	4,291
ADVENTHEALTH CENTRA CARE LEEsburg		3,480	810	19%	4,290
MEDEXPRESS URGENT CARE - GOLDEN GATE		3,823	459	11%	4,282
QDX PATHOLOGY SERVICES	2	3,931	342	8%	4,275
BAPTIST HEALTH SOUTH FLORIDA - CORAL GABLES URGENT CARE		3,532	705	17%	4,237
TALLAHASSEE PRIMARY CARE ASSOCIATES		3,682	540	13%	4,222
PALMS MEDICAL GROUP	5	2,966	1,190	29%	4,161
PARAMOUNT URGENT CARE - WINDERMERE		2,708	1,413	34%	4,121
LABORATORY OF FLORIDA LLC	40	3,765	295	7%	4,100
BAPTIST HEALTH SOUTH FLORIDA - PALMETTO BAY URGENT CARE		3,438	656	16%	4,094
NIGHT LITE PEDIATRICS URGENT CARE	1	3,414	638	16%	4,053
BETHESDA HOSPITAL WEST		3,592	411	10%	4,003
PHYSICIANS REGIONAL MEDICAL CENTER - PINE RIDGE RD	1	3,265	734	18%	4,000
BAYFRONT HEALTH - SEVEN RIVERS		3,631	349	9%	3,980
ASCENSION SACRED HEART - EMERALD COAST		3,279	690	17%	3,969
MEDEXPRESS URGENT CARE - LAKELAND		3,487	462	12%	3,949
US BIOTEK LABORATORIES	14	3,560	363	9%	3,937
GENESIS DIAGNOSTICS		3,691	241	6%	3,932
BAYA PHARMACY & URGENT CARE		2,864	1,063	27%	3,927
PREMIER URGENT CARE OF BREVARD LLC	3	3,403	494	13%	3,900

COVID-19: testing by laboratory

Data through Feb 23, 2021 verified as of Feb 24, 2021 at 09:25 AM

Data in this report are provisional and subject to change.

The numbers in the table below represent the number of Florida and non-Florida residents for whom test results were received by the Department of Health. A person can be tested by more than one laboratory and can have both positive and negative results. **Therefore, the sum of the numbers in each column will be larger than the total number of people tested.**

Reporting lab	Inconclusive	Negative	Positive	Percent positive	Total
MEDCOMP SCIENCES LLC	68	2,038	1,777	46%	3,883
TWIN CITIES HOSPITAL	1	3,373	485	13%	3,859
MEMORIAL HOSPITAL- MIRAMAR	12	3,531	295	8%	3,838
SPORTS DRUG TESTING LABORATORY	61	3,599	119	3%	3,779
ADVENTHEALTH CENTRA CARE		3,326	409	11%	3,735
DOCTORS TEST CENTERS		3,292	426	11%	3,718
VENTURE MEDICAL OF FLORIDA LLC		3,406	280	8%	3,686
BAYFRONT HEALTH - BROOKSVILLE		3,239	444	12%	3,683
ADVENTHEALTH PROMPT CARE	2	2,619	1,060	29%	3,681
MIAMI BEACH CONVENTION CENTER		3,462	179	5%	3,641
ADVENTHEALTH CENTRA CARE COLONIAL TOWN	2	3,237	386	11%	3,625
CLARITY LAB SOLUTIONS LLC		3,608	4	0%	3,612
DESOTO MEMORIAL HOSPITAL	3	2,954	645	18%	3,602
ACCU REFERENCE MEDICAL LAB	9	2,775	754	21%	3,538
ENGLEWOOD COMMUNITY HOSPITAL		3,198	331	9%	3,529
SIPARADIGM LLC	39	3,244	238	7%	3,521
BAPTIST HEALTH SOUTH FLORIDA - DAVIE URGENT CARE		2,910	609	17%	3,519
LAKEVIEW MEDICAL CENTER		2,720	759	22%	3,479
MINUTECLINIC LLC		2,968	499	14%	3,467
BAYFRONT HEALTH - PUNTA GORDA		3,194	252	7%	3,446
MINUTECLINIC LLC # 0709		2,915	501	15%	3,416
MINUTECLINIC LLC #1067		2,966	442	13%	3,408
MIDWAY SPECIALTY CARE CENTER DIAGNOSTICS	38	3,114	236	7%	3,388
BAPTIST HEALTH SOUTH FLORIDA - WESTON URGENT CARE		2,922	395	12%	3,317
AMELIA URGENT CARE		1,769	1,548	47%	3,317
MEDEXPRESS URGENT CARE CAPE CORAL		2,780	472	15%	3,252
MINUTECLINIC LLC #8396		2,789	461	14%	3,250
BAYFRONT HEALTH - SPRING HILL		2,922	290	9%	3,212
BARTOW REGIONAL MEDICAL CENTER	1	2,699	512	16%	3,212
HEALTH FIRST ADVENTHEALTH CENTRA CARE COCOA		2,844	296	9%	3,140
HIGHLANDS REGIONAL MEDICAL CENTER		2,425	713	23%	3,138
ADVENTIST HEALTH SYSTEMS SUNBELT IN DBA		2,806	329	10%	3,135
PHARMCO RX	2	2,893	231	7%	3,126
BAPTIST HEALTH URGENT CARE AT SAWGRASS		2,612	506	16%	3,118
PRECISION HEALTH SOLUTIONS		2,897	166	5%	3,063
BAPTIST HEALTH SOUTH FLORIDA - BRICKELL URGENT CARE		2,537	521	17%	3,058
HOLIDAY CVS LLC DBA CVS PHARMACY #5154		2,946	81	3%	3,027
WALGREEN CO	2	2,622	331	11%	2,955
QUICK CARE MED PL	2	2,355	594	20%	2,951
BRASHEAR'S VITAL CARE CORP		2,318	630	21%	2,948
SELECT LABORATORIES - MARION COUNTY, FL LLC	5	2,620	298	10%	2,923
MEDEXPRESS URGENT CARE LEHIGH ACRES		2,548	371	13%	2,919
MEDEXPRESS URGENT CARE - DELAND		2,612	304	10%	2,916
VETERANS AFFAIRS MEDICAL CENTER - ORLANDO	1	1,343	1,570	54%	2,914
ALTRU DIAGNOSTICS INC	2	2,754	156	5%	2,912
STONE CLINICAL LABORATORIES		2,790	96	3%	2,886

COVID-19: testing by laboratory

Data through Feb 23, 2021 verified as of Feb 24, 2021 at 09:25 AM

Data in this report are provisional and subject to change.

The numbers in the table below represent the number of Florida and non-Florida residents for whom test results were received by the Department of Health. A person can be tested by more than one laboratory and can have both positive and negative results. **Therefore, the sum of the numbers in each column will be larger than the total number of people tested.**

Reporting lab	Inconclusive	Negative	Positive	Percent positive	Total
MINUTECLINIC LLC #3631		2,438	444	15%	2,882
HEALTH FIRST ADVENTHEALTH CENTRA CARE MALABAR		2,577	291	10%	2,868
WALGREENS ORLANDO	3	2,523	340	12%	2,866
MC DIAGNOSTIC OF CONNECTICUT, PC #2220		2,432	414	15%	2,846
MINUTECLINIC LLC 5852		2,403	430	15%	2,833
ADVENTHEALTH CENTRA CARE KIDS LAKE MARY		2,617	208	7%	2,825
MEMORIAL HOSPITAL PEMBROKE	3	2,484	334	12%	2,821
PRIMEHEALTH URGENT CARE INC		2,404	394	14%	2,798
MINUTE CLINIC LLC		2,432	362	13%	2,794
BMCT Molecular Diagnostics Subsection		2,297	485	17%	2,782
ADVENT HEALTH CENTRA CARE -WINTER PARK KIDS URGENT CARE	4	2,531	245	9%	2,780
HOLMES REG MED CENTER CLINICAL LAB		2,336	398	15%	2,734
VERILY LIFE SCIENCES		2,709	24	1%	2,733
MINUTECLINIC LLC #3463		2,254	443	16%	2,697
CITRUS MEMORIAL HOSPITAL LABORATORY		2,248	449	17%	2,697
ADVENT HEALTH - NEW SMYRNA		2,129	556	21%	2,685
MEDONE PLLC		2,013	664	25%	2,677
MINUTECLINIC LLC #5249		2,123	554	21%	2,677
NXGEN MDX LLC	4	2,353	289	11%	2,646
BAPTIST HEALTH - CLAY		2,272	373	14%	2,645
MARINERS HOSPITAL		2,387	258	10%	2,645
PARAMOUNT URGENT CARE INC		937	1,698	64%	2,635
BAPTIST HEALTH EMERGENCY CENTER COUNTRY WALK	1	2,215	418	16%	2,634
EMERALD COAST URGENT CARE, LLC	1	1,968	660	25%	2,629
MINUTECLINIC LLC #5253		2,156	446	17%	2,602
GESSLER CLINIC	2	1,718	861	33%	2,581
PROHEALTH	3	1,089	1,489	58%	2,581
ACCESS POINT HEALTHCARE URGENT & PRIMARY CARE	2	1,937	640	25%	2,579
ADVENT HEALTH - OCALA		2,124	447	17%	2,571
SCION LAB SERVICES LLC	24	2,346	189	7%	2,559
PARAMOUNT URGENT CARE - ORLANDO		1,687	868	34%	2,555
BAPTIST HEALTHCARE - GULF BREEZE HOSPITAL	3	2,107	445	17%	2,555
CARENOW URGENT CARE		1,488	1,032	41%	2,520
MARION E FETHER MEDICAL CENTER, THE		2,306	207	8%	2,513
MEDEXPRESS FORT MYERS		2,186	307	12%	2,493
MEDEXPRESS URGENT CARE - VERO BEACH		2,164	328	13%	2,492
PARAMOUNT URGENT CARE - OVIEDO		1,702	784	32%	2,486
BAPTIST HEALTH - OAKLEAF		2,034	430	17%	2,464
SACRED HEART HEALTH SYSTEM, INC	1	1,637	826	34%	2,464
EMERALD COAST URGENT CARE LLC		1,804	653	27%	2,457
MINUTECLINIC LLC #4415		2,053	393	16%	2,446
MEDEXPRESS URGENT CARE CORAL SPRINGS		2,175	245	10%	2,420
WELLINGTON REGIONAL MEDICAL CENTER		2,176	233	10%	2,409
COMMUNITY HEALTH NORTHWEST FLORIDA	4	1,854	548	23%	2,406
MINUTECLINIC LLC #5190		1,992	414	17%	2,406
MINUTECLINIC LLC #5854		2,005	383	16%	2,388

COVID-19: testing by laboratory

Data through Feb 23, 2021 verified as of Feb 24, 2021 at 09:25 AM

Data in this report are provisional and subject to change.

The numbers in the table below represent the number of Florida and non-Florida residents for whom test results were received by the Department of Health. A person can be tested by more than one laboratory and can have both positive and negative results. **Therefore, the sum of the numbers in each column will be larger than the total number of people tested.**

Reporting lab	Inconclusive	Negative	Positive	Percent positive	Total
BAPTIST HEALTH SOUTH FLORIDA - MIAMI BEACH URGENT CARE		2,020	341	14%	2,361
PHYSICIANS STAT LAB	3	1,066	1,267	54%	2,336
LEE HEALTH - COCONUT POINT CLINICAL LAB	2	1,872	433	19%	2,307
PHYSICIAN ASSOCIATES		2,068	237	10%	2,305
MEDEXPRESS URGENT CARE - CLEWISTON		1,913	374	16%	2,287
ADVENTHEALTH CENTRA CARE CONWAY		1,927	344	15%	2,271
BLUE MED CONSULTANTS		2,164	90	4%	2,254
PHYSICIANS REGIONAL MEDICAL CENTER - COLLIER BLVD	1	1,526	700	31%	2,227
LOWER KEYS MEDICAL CENTER		1,981	245	11%	2,226
PRIMEHEALTH URGENT CARE	1	1,865	360	16%	2,226
MINUTECLINIC LLC #7886		1,871	305	14%	2,176
DONALD W ROBERTSON DO PA		1,689	487	22%	2,176
MINUTECLINIC LLC #3662		1,854	318	15%	2,172
BAY MEDICAL CENTER SACRED HEART HEALTH SYSTEM		1,629	537	25%	2,166
DYNIX DIAGNOSTIX		1,736	415	19%	2,151
AMELIA EXPRESS CARE LLC	10	1,822	305	14%	2,137
AMERICAN RESEARCH LABS		1,917	220	10%	2,137
MINUTECLINIC, LLC #4015		1,614	511	24%	2,125
MINUTECLINIC LLC #5214		1,813	304	14%	2,117
FLORIDA MEDICAL CLINIC	3	998	1,114	53%	2,115
MINUTECLINIC LLC #7887		1,843	230	11%	2,073
DR G'S URGENT CARE		1,804	269	13%	2,073
MINUTECLINIC LLC #1771		1,734	331	16%	2,065
TAMPA COMMUNITY HOSPITAL		1,745	316	15%	2,061
MINUTECLINIC LLC # 0514		1,809	250	12%	2,059
MEDEXPRESS URGENT CARE BOCA RATON		1,884	171	8%	2,055
ASSOCIATED PATHOLOGISTS, LLC	3	1,680	370	18%	2,053
MINUTECLINIC LLC #4458		1,658	387	19%	2,045
MINUTECLINIC LLC # 3930		1,739	297	15%	2,036
PATIENTS FIRST - THOMASVILLE ROAD		1,790	241	12%	2,031
ASCENSION SACRED HEART - GULF		1,524	504	25%	2,028
UNIVERSITY OF NORTH FLORIDA STUDENT HEALTH		1,925	66	3%	1,991
MINUTECLINIC LLC #1055		1,584	404	20%	1,988
MINUTECLINIC LLC #3814		1,664	324	16%	1,988
MINUTECLINIC LLC #5069		1,623	348	18%	1,971
MINUTECLINIC LLC #3705		1,710	253	13%	1,963
ADVENT HEALTH - DADE CITY		1,713	249	13%	1,962
FLOWERS HOSPITAL		1,770	188	10%	1,958
DOC SMILEY'S URGENT CARE		1,706	247	13%	1,953
INTELEX LABS, LLC		1,887	60	3%	1,947
MINUTECLINIC LLC #7225		1,679	268	14%	1,947
MINUTECLINIC LLC #3003		1,524	404	21%	1,928
MINUTECLINIC LLC # 3686		1,651	276	14%	1,927
MINUTECLINIC LLC #7973		1,637	253	13%	1,890
MEDFAST URGENT CARE CENTERS LLC		564	1,324	70%	1,888
MINUTECLINIC, LLC #3204		1,560	326	17%	1,886

COVID-19: testing by laboratory

Data through Feb 23, 2021 verified as of Feb 24, 2021 at 09:25 AM

Data in this report are provisional and subject to change.

The numbers in the table below represent the number of Florida and non-Florida residents for whom test results were received by the Department of Health. A person can be tested by more than one laboratory and can have both positive and negative results. **Therefore, the sum of the numbers in each column will be larger than the total number of people tested.**

Reporting lab	Inconclusive	Negative	Positive	Percent positive	Total
GENUS3		1,810	72	4%	1,882
PARRISH MEDICAL CENTER	1	1,625	235	13%	1,861
MINUTECLINIC LLC #3291		1,608	241	13%	1,849
MEDEXPRESS PORT CHARLOTTE		1,674	166	9%	1,840
CHARLES AIESI CONSULTING INC	8	1,618	212	12%	1,838
WHOLE FAMILY HEALTH CENTER INC		1,506	328	18%	1,834
EMERGENCY PHYSICIANS MEDICAL CENTER		811	1,021	56%	1,832
IMMOKALEE CHD		1,713	118	6%	1,831
JACKSON HOSPITAL CLINICAL LABORATORY		1,549	276	15%	1,825
BOND URGENT CARE LLC		1,346	477	26%	1,823
MINUTECLINIC LLC #3257		1,506	314	17%	1,820
JUPITER MEDICAL CENTER URGENT CARE		1,370	442	24%	1,812
AFC PHYSICIANS OF FLORIDA		1,352	457	25%	1,809
MINUTECLINIC LLC #7173		1,577	228	13%	1,805
MINUTECLINIC, LLC (CLINIC 10699)		1,547	249	14%	1,796
MINUTECLINIC LLC # 7933		1,554	225	13%	1,779
NCHMD INC		1,469	292	17%	1,761
NCH NORTHEAST	7	1,358	391	22%	1,756
MINUTECLINIC, LLC #5817		1,429	319	18%	1,748
MARTIN HEALTH SYSTEM - ST LUCIE WEST		1,579	167	10%	1,746
KEYS AHEC SCHOOL MEDICAL CLINIC	7	1,634	104	6%	1,745
MINUTECLINIC LLC #3748		1,403	338	19%	1,741
Community_Health		1,533	199	11%	1,732
MEDIQUICK URGENT CARE CENTERS INC		1,237	493	28%	1,730
LAKE WALES MEDICAL CENTER INC		1,478	230	13%	1,708
MINUTECLINIC LLC #5924		1,441	265	16%	1,706
PENSACOLA PEDIATRICS PA	1	1,540	163	10%	1,704
BARDMOOR LABORATORY	9	1,447	247	15%	1,703
MINUTECLINIC LLC #4024		1,453	249	15%	1,702
DOC SMILEYS URGENT CARE LLC		1,388	313	18%	1,701
MINUTECLINIC LLC #5216		1,440	255	15%	1,695
JW PLASTIC SURGERY		1,449	244	14%	1,693
IGENOMIX USA LLC	47	1,482	157	9%	1,686
MINUTECLINIC LLC #3654		1,378	298	18%	1,676
MINI ER WATERFORD LAKES, THE		1,424	248	15%	1,672
SPARROW HEALTHCARE	2	1,411	250	15%	1,663
MINUTECLINIC LLC #3255		1,410	250	15%	1,660
MINUTECLINIC LLC #4612		1,300	354	21%	1,654
MINUTECLINIC LLC #3648		1,329	322	20%	1,651
MINUTECLINIC LLC #3285		1,419	222	14%	1,641
NORTH SHORE LONG ISLAND JEWISH HEALTH	1	1,558	80	5%	1,639
PHYSICIANS PRIMARY CARE	2	1,420	213	13%	1,635
MINUTECLINIC LLC #3635		1,412	215	13%	1,627
MINUTECLINIC LLC # 3579		1,383	236	15%	1,619
NEIGHBORHOOD MEDICAL CENTER INC	17	1,416	172	11%	1,605
BAYFRONTVENICEREGIONAL		1,524	80	5%	1,604

COVID-19: testing by laboratory

Data through Feb 23, 2021 verified as of Feb 24, 2021 at 09:25 AM

Data in this report are provisional and subject to change.

The numbers in the table below represent the number of Florida and non-Florida residents for whom test results were received by the Department of Health. A person can be tested by more than one laboratory and can have both positive and negative results. **Therefore, the sum of the numbers in each column will be larger than the total number of people tested.**

Reporting lab	Inconclusive	Negative	Positive	Percent positive	Total
ADVENTHEALTH CENTRA CARE WINTER HAVEN	1	946	656	41%	1,603
OPTEO LABORATORY		1,559	34	2%	1,593
ELLENTON URGENT CARE		1,357	234	15%	1,591
AFC PHYSICIANS OF FLORIDA PA		1,169	420	26%	1,589
RIVER TOWN DIAGNOSTIC LLC		1,308	266	17%	1,574
LABORATORY SPECIALISTS OF MICHIGAN		1,304	267	17%	1,571
GENESIS LABORATORY MANAGEMENT	12	1,332	226	14%	1,570
MELBOURNE MEDICAL LABORATORY	2	1,365	202	13%	1,569
LABTECH DIAGNOSTIC		1,288	281	18%	1,569
SHELL POINT NURSING PAVILION	1	1,496	71	5%	1,568
CAREFAST+		868	699	45%	1,567
MINUTECLINIC LLC #4201		1,373	191	12%	1,564
MINUTECLINIC LLC #1807		1,311	249	16%	1,560
MINUTECLINIC LLC #1821		1,385	157	10%	1,542
ASSURANCE SCIENTIFIC LABORATORIES	1	1,250	282	18%	1,533
HEALTH CARE DISTRICT OF PALM BEACH COUNTY	1	1,333	176	12%	1,510
LITTLE PINE PEDIATRICS	1	1,224	264	18%	1,489
BAYFRONT HEALTH - CITRUS HILLS		1,263	210	14%	1,473
BAPTIST HEALTH EMERGENCY CENTER AT WEST CORAL WAY		1,149	320	22%	1,469
JOHNS HOPKINS ALL CHILDREN'S HOSPITAL		1,378	87	6%	1,465
BAPTIST HEALTH SOUTH FLORIDA - COUNTRY WALK URGENT CARE EXPRESS		1,243	218	15%	1,461
ADVANCE MEDICAL OF NAPLES		326	1,124	78%	1,450
UHEALTH DEERFIELD BEACH/UMSYLVESTER DEERFIELD BEACH LABORATORY	3	1,380	55	4%	1,438
OPTUM LABS LLC		1,276	160	11%	1,436
MINUTECLINIC LLC #476		1,224	206	14%	1,430
BIOCERNA LLC	9	1,248	164	12%	1,421
PATIENTS CHOICE LABORATORIES		829	589	42%	1,418
WHITE WILSON MEDICAL CENTER		174	1,225	88%	1,399
KETAMINE HEALTH CENTERS LLC		1,285	114	8%	1,399
MINUTECLINIC LLC #8381		1,188	196	14%	1,384
COASTAL LABORATORIES	1	1,096	285	21%	1,382
MINUTECLINIC LLC #3637		1,067	310	23%	1,377
ASCENSION ST VINCENT'S - SOUTHSIDE		1,309	49	4%	1,358
BAPTIST HEALTH SOUTH FLORIDA - KEY BISCANE URGENT CARE EXPRESS		1,187	164	12%	1,351
ED FRASER MEMORIAL HOSPITAL		1,109	242	18%	1,351
MINUTECLINIC LLC #1350		1,148	200	15%	1,348
ARCPPOINT LABS		809	537	40%	1,346
MEDEXPRESS URGENT CARE - JAX ATLANTIC BLVD		1,147	195	15%	1,342
MINUTECLINIC LLC #6007		1,135	188	14%	1,323
PROJECT HEALTH, INC SUMTERVILLE	5	1,080	232	18%	1,317
FLORIDA DEPARTMENT OF HEALTH IN POLK COUNTY	2	1,016	298	23%	1,316
TEMPUS CLINICAL LABORATORY	10	1,160	146	11%	1,316
BAPTIST HEALTHCARE - JAY HOSPITAL	1	946	357	27%	1,304
AMELIA EXPRESS CARE		710	590	45%	1,300
MINUTECLINIC, LLC #3245		1,035	265	20%	1,300
UNIVERSITY OF ALABAMA AT BIRMINGHAM		1,263	35	3%	1,298

COVID-19: testing by laboratory

Data through Feb 23, 2021 verified as of Feb 24, 2021 at 09:25 AM

Data in this report are provisional and subject to change.

The numbers in the table below represent the number of Florida and non-Florida residents for whom test results were received by the Department of Health. A person can be tested by more than one laboratory and can have both positive and negative results. **Therefore, the sum of the numbers in each column will be larger than the total number of people tested.**

Reporting lab	Inconclusive	Negative	Positive	Percent positive	Total
MINUTECLINIC LLC #3236		1,108	187	14%	1,295
TREASURE COAST MEDICAL ASSOCIATES INC		747	536	42%	1,283
PEDIATRIC HEALTH CARE ALLIANCE - NORTHDAL		1,169	112	9%	1,281
PARAMOUNT URGENT CARE VILLAGES		912	369	29%	1,281
MINUTECLINIC, LLC # 4469		1,078	194	15%	1,272
SMA LAB	8	1,116	144	11%	1,268
UHEALTH CLINIC AT WALGREENS		1,017	246	19%	1,263
NYU HOSPITALS CENTER CLINICAL LABORATORIES		1,219	41	3%	1,260
FIU-HEALTH AUXILIARY LABORATORY	6	1,160	84	7%	1,250
EXACT SCIENCES LABORATORIES, LLC		1,086	156	13%	1,242
VAVA PARTNERS LLC		440	781	64%	1,221
TOM LEE COMMUNITY HEALTH CENTER		811	410	34%	1,221
CLINICORE		1,124	91	7%	1,215
HOLIDAY CVS LLC DBA CVSPHARMACY #5155		1,153	53	4%	1,206
MINUTECLINIC LLC #1815		1,034	162	14%	1,196
ACCESS MEDICAL LABS		746	448	38%	1,194
PREMIER MEDICAL	1	1,097	94	8%	1,192
ADVANCED MEDICAL OF NAPLES LLC		1,043	139	12%	1,182
GENOME LLC	2	1,088	91	8%	1,181
XPRESS URGENT CARE	4	989	179	15%	1,172
OPTUMCARE FLORIDA LLC		924	242	21%	1,166
CAREMED CLINIC LLC	1	902	259	22%	1,162
MINUTECLINIC LLC #5157		983	171	15%	1,154
ST ANNES NURSING CENTER		1,126	25	2%	1,151
LEE DAVIS COMMUNITY RESOURCE CENTER		956	180	16%	1,136
MEDIPATH LLC		860	274	24%	1,134
FIRST QUALITY LABORATORY		1,060	74	7%	1,134
SOLARIS HEALTHCARE PALATKA		1,031	102	9%	1,133
CAPSTONE HEALTHCARE		802	329	29%	1,131
STAGEZERO LIFE SCIENCES INC	3	1,028	99	9%	1,130
EPN URGENT CARE NAPLES	2	773	355	31%	1,130
NORTH FLORIDA PEDIATRICS-TALLAHASSEE	1	1,029	98	9%	1,128
VERITAS GENETICS	61	942	119	11%	1,122
LAB24 INC	3	437	667	60%	1,107
ADVANCED DIAGNOSTIC LABORATORY		1,059	47	4%	1,106
PROHEALTH MEDICAL CLINIC		502	602	55%	1,104
XYZ LABORATORY	8	942	146	13%	1,096
PARAMOUNT URGENT CARE - CLERMONT		686	407	37%	1,093
ER QUICKCARE PL		924	162	15%	1,086
PROFESSIONAL HEALTH EXAMINERS DBA PROHEALTH	1	878	204	19%	1,083
PALM BAY HOSPITAL CLINICAL LABORATORY		748	333	31%	1,081
PATIENTS FIRST LAKE ELLA MEDICAL CENTER		946	134	12%	1,080
READY RESPONDERS FLORIDA, PLLC		932	147	14%	1,079
COASTAL PEDIATRIC GROUP		933	146	14%	1,079
MINUTECLINIC LLC #214		925	146	14%	1,071
EUROFINS NTD, LLC		1,022	44	4%	1,066

COVID-19: testing by laboratory

Data through Feb 23, 2021 verified as of Feb 24, 2021 at 09:25 AM

Data in this report are provisional and subject to change.

The numbers in the table below represent the number of Florida and non-Florida residents for whom test results were received by the Department of Health. A person can be tested by more than one laboratory and can have both positive and negative results. **Therefore, the sum of the numbers in each column will be larger than the total number of people tested.**

Reporting lab	Inconclusive	Negative	Positive	Percent positive	Total
PALM HARBOR PHARMACY		916	145	14%	1,061
RAINBOW RIVER MEDICAL LABORATORY		977	83	8%	1,060
STEWART REFERENCE LABORATORY	1	595	463	44%	1,059
NAPLES URGENT CARE	1	670	387	37%	1,058
VRL EUROFINIS		1,023	34	3%	1,057
LAKELAND REGIONAL HEALTH PABLO		885	150	14%	1,035
HENDRY REGIONAL MEDICAL CENTER CLINICAL LABORATORY		794	238	23%	1,032
VERITOR		850	151	15%	1,001
FLAGLER HOSPITAL LABORATORY	8	36	956	96%	1,000
MIAMI JEWISH HEALTH SYSTEMS		942	56	6%	998
ADDICTION LABS OF AMERICA	3	921	72	7%	996
PRIMARY CARE OF THE TREASURE COAST		865	130	13%	995
NORTH FLORIDA PEDIATRICS - LAKE CITY		787	205	21%	992
LAKELAND REGIONAL HEALTH - PWC/OB		36	954	96%	990
ARCPPOINT LABS OF CORAL SPRINGS FL		888	99	10%	987
GENEIQ		933	52	5%	985
MINUTECLINIC LLC #8927		812	157	16%	969
LENCO MEDICAL LABORATORY		907	46	5%	953
CAREFAST MURABELLA		501	452	47%	953
BROWNWOOD CARE CENTER		822	123	13%	945
PROFESSIONAL HEALTH EXAMINERS		801	139	15%	940
PROJECT HEALTH INC	4	777	146	16%	927
VRL EUROFINIS - DALLAS		913	13	1%	926
APALACHEE CORRECTIONAL INSTITUTION EAST UNIT		907	18	2%	925
GENE TOX WORLDWIDE	60	736	125	14%	921
MEDICAL CONSULTANTS OF FLORIDA, LLC	1	766	153	17%	920
SUNRISE URGENT CARE ASSOCIATES LLC D/B/A	6	554	359	39%	919
HISTOPATHOLOGY SERVICES, LLC		810	103	11%	913
STEWART ROCKLEDGE HOSPITAL		719	188	21%	907
MINUTECLINIC LLC #5187		790	117	13%	907
MINUTECLINIC, LLC DBA MINUTECLINIC #4717		863	38	4%	901
FAST TRACK URGENT CARE CENTER		4	895	100%	899
INTEGRITY LABORATORIES, LLC	2	727	161	18%	890
MYTEST DIAGNOSTICS		828	62	7%	890
ST PETERSBURG PEDIATRICS	1	794	93	10%	888
MINUTECLINIC LLC		782	104	12%	886
THE HEALTH CENTER OF PLANT CITY		811	70	8%	881
TACACHALE CLINICAL LABORATORY	1	829	47	5%	877
LPG COCONUT POINT		716	155	18%	871
ADVENTHEALTH CENTRA CARE TRINITY		747	115	13%	862
TYNDALL AIR FORCE BASE		665	196	23%	861
USF MORSANI CENTER FOR ADVANCED HEALTH CARE		755	102	12%	857
NORTH FLORIDA PEDIATRICS PA - SUWANNEE	3	735	118	14%	856
CVS HEALTH		601	241	29%	842
UNIVERSITY OF WEST FLORIDA STUDENT HEALTH SERVICES	1	715	121	14%	837
PHAROS HEALTH		630	206	25%	836

COVID-19: testing by laboratory

Data through Feb 23, 2021 verified as of Feb 24, 2021 at 09:25 AM

Data in this report are provisional and subject to change.

The numbers in the table below represent the number of Florida and non-Florida residents for whom test results were received by the Department of Health. A person can be tested by more than one laboratory and can have both positive and negative results. **Therefore, the sum of the numbers in each column will be larger than the total number of people tested.**

Reporting lab	Inconclusive	Negative	Positive	Percent positive	Total
C.W. BILL YOUNG VA MEDICAL CENTER	1	21	813	97%	835
CARENOW URGENT CARE - FORT PIERCE		560	273	33%	833
LEE COUNTY EMERGENCY MEDICAL SERVICE	1	721	110	13%	832
COVANCE CLINICAL RESEARCH UNIT INC		805	23	3%	828
ABSOLUTE GENOMICS	1	673	154	19%	828
INTERLACHEN PEDIATRICS		791	32	4%	823
PRIMARY CARE SOUTH INC		462	358	44%	820
CATALYST WALK IN CLINIC		648	169	21%	817
FLORIDA HOSPITAL ORLANDO		743	74	9%	817
PEDIATRICS OF CENTRAL FLORIDA PA	20	750	43	5%	813
BAPTIST HEALTH - MD ANDERSON CANCER CENTER		807	5	1%	812
MOLECULAR TESTING LABS		758	53	7%	811
FISHERMENS HOSPITAL CLINICAL LAB		737	73	9%	810
ASCENSION ST VINCENT'S - CLAY		775	35	4%	810
DEPARTMENT OF CLINICAL LABS		791	17	2%	808
GROWING TOGETHER PEDIATRICS LLC		751	53	7%	804
ASAP LABS LLC	7	653	138	17%	798
NITE LITE PEDIATRICS		234	563	71%	797
INTERLACHEN PEDIATRICS PA		753	36	5%	789
NORTH FLORIDA PEDIATRICS PA	2	673	111	14%	786
COASTAL PHYSICIANS, LLC		628	153	20%	781
DYNIX DIAGNOSTICS	2	524	254	33%	780
Point of Care Testing	1	116	661	85%	778
CONSULATE HEALTH CARE OF NEW PORT RICHEY	2	645	123	16%	770
CREEKSIDE CARE CENTER	1	647	119	16%	767
MACDILL AIR FORCE BASE		712	51	7%	763
NONE		308	453	60%	761
BIO-TECH CLINICAL LABORATORIES INC		651	107	14%	758
NORTH OKALOOSA MEDICAL CENTER		439	317	42%	756
CAPE CANAVERAL HOSPITAL		507	248	33%	755
EAST LAKE PEDIATRICS		646	102	14%	748
NORTH SHORE LIJ URGENT CARE PC		703	44	6%	747
NORTHEAST FLORIDA NEUROLOGY CLINICS, INC		634	113	15%	747
VITAS HEALTHCARE CORPORATION OF FLA	1	740	4	1%	745
REDI MED LLC		592	152	20%	744
WOODLANDS MEDICAL SPECIALISTS		486	251	34%	737
MIDWAY SPECIATLY CARE CENTER		517	220	30%	737
SANTA ROSA MEDICAL GROUP		575	160	22%	735
Tampa Lakes Health and Rehabilitation Center	2	658	70	10%	730
HALIFAX MEDICAL CENTER-PORT ORANGE LAB		620	107	15%	727
ADVENT HEALTH LAB - ORLANDO		433	294	40%	727
CRUCIAL CARE EMERGENCY MEDICINE DOCTORS		570	154	21%	724
FAMILY HEALTH CENTERS OF SWF LABS	2	636	82	11%	720
SPECTOR SCIENTIFIC LAB	1	262	456	63%	719
PENSACOLA PEDIATRICS	1	493	223	31%	717
PRIMARY CARE SERVICES AT INDIAN RIVER ESTATES		696	21	3%	717

COVID-19: testing by laboratory

Data through Feb 23, 2021 verified as of Feb 24, 2021 at 09:25 AM

Data in this report are provisional and subject to change.

The numbers in the table below represent the number of Florida and non-Florida residents for whom test results were received by the Department of Health. A person can be tested by more than one laboratory and can have both positive and negative results. **Therefore, the sum of the numbers in each column will be larger than the total number of people tested.**

Reporting lab	Inconclusive	Negative	Positive	Percent positive	Total
ANY LAB TEST NOW	1	477	239	33%	717
DISNEY COVID TEST SITE		703	11	2%	714
KENDALL HEALTHCARE PROPERTIES DBA	2	678	27	4%	707
CHILDRENS MEDICAL ASSOCIATION		640	66	9%	706
NCHMD, INC SOUTHEAST IMMEDIATE CARE		545	160	23%	705
CARE ONE OF FLORIDA LLC		469	233	33%	702
JACKSONVILLE BEACH PEDIATRIC CARE CENTER □		639	60	9%	699
ORLANDO HEALTH AND REHAB CENTER		654	43	6%	697
DOCTOR'S MEMORIAL HOSPITAL		534	162	23%	696
CLINICAL PATHOLOGY LABS INC		626	69	10%	695
QUICK CARE MED		506	189	27%	695
ADVENTHEALTH EXPRESS CARE AT WALGREENS		606	86	12%	692
PALM GARDEN OF PORT SAINT LUCIE		681	9	1%	690
PREMIER MEDICAL LABORATORY SERVICES	2	463	225	33%	690
LOOP PEDIATRICS PA	3	574	112	16%	689
Victoria Nursing and Rehabilitation Center		639	49	7%	688
PALACE NURSING HOME & REHAB CENTER		648	36	5%	684
WILLOWBROOKE COURT AT EDGEWATER POINTE ESTATES		672	9	1%	681
NORTH VISTA HOSPITAL LABORATORY		574	107	16%	681
LIFE CARE CENTER OF NEW PORT RICHEY		646	33	5%	679
MINI ER ADULT AND PEDIATRIC URGENT CARE		574	98	15%	672
NCH HEALTHCARE SYSTEM MICROBIOLOGY LAB		2	670	100%	672
VENICE REGIONAL MEDICAL CENTER		574	93	14%	667
SOLARIS HEALTHCARE CHARLOTTE HARBOR		619	48	7%	667
MEDICAL FP - WHOLE FAMILY HEALTH CENTER		541	120	18%	661
CALHOUN LIBERTY HOSPITAL		508	152	23%	660
TREE HOUSE PEDIATRICS PLLC		591	66	10%	657
POINT OF CARE TESTING SITE		630	24	4%	654
MAVERICK LABS		459	188	29%	647
PRIMARY CARE SERVICES AT ST ANDREWS ESTATES		646			646
24 HOUR PEDIATRIC CARE CENTER	1	597	47	7%	645
AMERICAN MEDICAL RESPONSE		636	6	1%	642
Crestview Rehabilitation Center	5	504	126	20%	635
ETHOS WELLNESS PHARMACY		591	42	7%	633
AMERICAN SCIENTIFIC LABORATORIES LLC		628	5	1%	633
ADVENTHEALTH MEDICAL GROUP PROMPT CARE		453	180	28%	633
TELESCOPE HEALTH LLC	3	521	108	17%	632
MANOR PINES CONVALESCENT CENTER LLC	1	608	21	3%	630
CENTRAL FLORIDA HEALTH CARE INC		524	105	17%	629
FLAGLER COUNTY HEALTH DEPARTMENT	3	488	135	22%	626
GULF COAST VILLAGE		595	30	5%	625
MOUNT SINAI LABORATORY		595	29	5%	624
JOHN KNOX VILLAGE HEALTH CENTER		605	19	3%	624
ST JOHN'S NURSING CENTER		603	21	3%	624
GULF COAST MOLECULAR LABORATORIES	12	510	101	16%	623
GOLDEN GATE FAMILY CLINIC		186	433	70%	619

COVID-19: testing by laboratory

Data through Feb 23, 2021 verified as of Feb 24, 2021 at 09:25 AM

Data in this report are provisional and subject to change.

The numbers in the table below represent the number of Florida and non-Florida residents for whom test results were received by the Department of Health. A person can be tested by more than one laboratory and can have both positive and negative results. **Therefore, the sum of the numbers in each column will be larger than the total number of people tested.**

Reporting lab	Inconclusive	Negative	Positive	Percent positive	Total
LIFE CARE CENTER OF PENSACOLA		570	49	8%	619
POINT WASHINGTON MEDICAL CLINIC	1	420	196	32%	617
LIFE CARE CENTER OF ORANGE PARK		586	30	5%	616
EAST LAKE PEDIATRICS PA		558	55	9%	613
BOND AND STEELE CLINIC PA		428	184	30%	612
HOLY CROSS HOSPITAL		12	598	98%	610
MID-FLORIDA PATHOLOGY		461	146	24%	607
NORTH FLORIDA MEDICAL GROUP		469	137	23%	606
MAIN STREET MEDICAL CENTER		128	475	79%	603
FLORIDA GULF COAST UNIVERSITY		426	177	29%	603
GRAND COURT TAMPA		596	4	1%	600
VETERANS AFFAIRS MEDICAL CENTER	1	40	559	93%	600
PATIENTS FIRST - MAHAN DRIVE		164	435	73%	599
HOLMES REGIONAL MEDICAL CENTER		5	593	99%	598
PALM GARDEN OF VERO BEACH		557	39	7%	596
GOLDEN GLADES NURSING & REHABILITATION CTR		580	15	3%	595
VETERANS AFFAIRS MEDICAL CENTER - JAMES A HALEY			595	100%	595
VIERA HOSPITAL, INC		463	132	22%	595
THE PRESERVE		585	9	2%	594
BROOKDALE FORT MYERS CYPRESS LAKE		590	2	0%	592
CLEWISTON NURSING AND REHABILITATION CENTER		575	12	2%	587
LAB DOCTOR		511	74	13%	585
LIFE CARE CENTER OF HILLIARD		557	22	4%	579
FORT MYERS INTERNAL MEDICINE, LLC		520	58	10%	578
SPRING HILL HEALTH AND REHABILITATION CENTER		553	24	4%	577
SEBASTIAN RIVER MEDICAL CENTER	2	411	161	28%	574
TENNESSEE DOH - NASHVILLE	2	504	66	12%	572
MEDICAL VB		451	121	21%	572
VITAS HEALTHCARE CORP OF CENTRAL FL		548	23	4%	571
CONSULATE HEALTHCARE OF VERO BEACH	14	477	79	14%	570
HMA SANTA ROSA MEDICAL CENTER LLC DBA		445	122	22%	567
BROAD INSTITUTE CLINICAL SEQUENCING RESEARCH PLATFORM	1	541	25	4%	567
PHYSICIANS STAT LAB INC		492	74	13%	566
MOORINGS PARK INSTITUTE, INC, THE		541	25	4%	566
EDEN SPRINGS NURSING AND REHAB CENTER		453	110	20%	563
THERADOC		152	410	73%	562
ORANGE BLOSSOM FAMILY HEALTH		534	27	5%	561
BOCA GRANDE HEALTH CLINIC		534	25	4%	559
PEBBLEBROOK PHARMACY		455	103	18%	558
SHORELINE PHYSICIAN GROUP		342	216	39%	558
AFC URGENT CARE CLEARWATER	1	123	432	78%	556
ECCOLAB GROUP	1	146	408	74%	555
J AND G MEDICAL GROUP LLC		460	95	17%	555
MANOR CARE HEALTH SERVICES - FT MYERS		529	24	4%	553
PEDIATRIC HEALTHCARE ALLIANCE PA		506	47	8%	553
NEMOURS CHILDREN'S HOSPITAL		453	98	18%	551

COVID-19: testing by laboratory

Data through Feb 23, 2021 verified as of Feb 24, 2021 at 09:25 AM

Data in this report are provisional and subject to change.

The numbers in the table below represent the number of Florida and non-Florida residents for whom test results were received by the Department of Health. A person can be tested by more than one laboratory and can have both positive and negative results. **Therefore, the sum of the numbers in each column will be larger than the total number of people tested.**

Reporting lab	Inconclusive	Negative	Positive	Percent positive	Total
CYPRESS VILLAGE	1	526	24	4%	551
EXPRESS PHARMACY		509	41	7%	550
NSPIRE HEALTHCARE MIAMI LAKES	7	529	14	3%	550
The Sands at South Beach		545	4	1%	549
SOUTHEAST ALABAMA MEDICAL CENT		500	49	9%	549
VITAE DIAGNOSTICS		534	13	2%	547
MANOR CARE NURSING CENTER OF SARASOTA FL LLC		459	87	16%	546
COASTAL URGENT CARE		428	116	21%	544
Signature HealthCare Center of Waterford		515	29	5%	544
DOCTORS CENTER,THE		432	111	20%	543
CITY MEDICAL OF NEW JERSEY, PC		497	45	8%	542
NCF DIAGNOSTICS & DNA TECHNOLOGIES	15	208	318	59%	541
EMERALD SHORES HEALTH AND REHABILITATION		443	97	18%	540
MAYFLOWER ASSISTED LIVING		531	6	1%	537
VETERANS AFFAIRS MEDICAL CENTER - BAY PINES		18	516	97%	534
CLARITY LABS		464	70	13%	534
AMERICAN FAMILY CARE PENSACOLA WEST		1	533	100%	534
BALDOMERO LOPEZ STATE VETERANS NURSING HOME	2	528	4	1%	534
EXPRESS URGENT CARE LLC		1	531	100%	532
CONTINENTAL CLINICAL RESEARCH, LLC		498	31	6%	529
MED FAST URGENT CARE CENTER		260	268	51%	528
MEDICAL CENTER CLINIC-IMMEDIATE CARE	1	423	104	20%	528
WILLOW BROOKE COURT AT INDIAN RIVER ESTATES		483	44	8%	527
DOH - INDIAN RIVER		450	75	14%	525
PALM GARDEN OF TAMPA		494	29	6%	523
DAVITA LABORATORY		426	94	18%	520
NCH HEALTHCARE BONITA		394	126	24%	520
DIAMOND RIDGE HEALTH AND REHABILITATION		488	31	6%	519
Plantation Bay Rehabilitation Center		496	23	4%	519
VILLA MARIA NURSING & REHAB CENTER INC	1	507	11	2%	519
PEDIATRIC HEALTHCARE ALLIANCE		487	31	6%	518
BUFFALO CROSSING HEALTHCARE & REHABILITATION CTR		502	15	3%	517
VITRO MOLECULAR LABORATORIES	20	464	32	6%	516
MEDONE URGENT CARE AT ST. AUGUSTINE		133	379	74%	512
MEDFAST URGENT CARE CENTERS		230	280	55%	510
Fernandina Beach Rehabilitation and Nursing Center	1	490	18	4%	509
BALDWIN PEDIATRICS	1	480	28	6%	509
CLIFFORD CHESTER SIMS STATE VETERANS		492	11	2%	503
JACKSON MEMORIAL PERDUE MEDICAL CENTER		475	24	5%	499
CLINICAL PATHOLOGY LABS		386	111	22%	497
VETERANS AFFAIRS MEDICAL CENTER - GAINESVILLE		3	492	99%	495
ENZO CLINICAL LABS INC	3	466	24	5%	493
JACKSON MEMORIAL LONG TERM CARE CENTER		472	21	4%	493
MEDICAL CENTER OF DELTONA, INC		404	88	18%	492
MEMORIAL PEMBROKE 24/7 CARE CENTER		373	119	24%	492
NEW YORK HOSPITAL LABORATORIES	1	478	12	2%	491

COVID-19: testing by laboratory

Data through Feb 23, 2021 verified as of Feb 24, 2021 at 09:25 AM

Data in this report are provisional and subject to change.

The numbers in the table below represent the number of Florida and non-Florida residents for whom test results were received by the Department of Health. A person can be tested by more than one laboratory and can have both positive and negative results. **Therefore, the sum of the numbers in each column will be larger than the total number of people tested.**

Reporting lab	Inconclusive	Negative	Positive	Percent positive	Total
SOLARIS HEALTHCARE LAKE CITY		393	98	20%	491
HEALTH CENTER AT BRENTWOOD	1	446	44	9%	491
AMERICA'S PHARMACY LLC		434	56	11%	490
HARBOUR HEALTH CENTER		476	14	3%	490
PALMETTO FAMILY HEALTHCARE	1	310	179	37%	490
FLORIDA DEPARTMENT OF HEALTH IN CALHOUN COUNTY		366	123	25%	489
SABAL PALMS HEALTH AND REHAB		439	50	10%	489
VALENCIA HILLS HEALTH AND REHABILITATION CENTER		475	13	3%	488
WATSON THERAPEUTICS INC		469	17	3%	486
HEARTLAND PEDIATRICS OF LAKE WALES		433	51	11%	484
ST CLOUD REGIONAL MEDICAL CENTER CLINICAL LAB		394	90	19%	484
CHILDRENS MEDICAL ASSOCIATION PA		427	56	12%	483
SOUTHERN OAKS CARE CENTER	1	444	37	8%	482
SUSANNA WESLEY HEALTH CENTER		445	36	7%	481
RIVER GARDEN HEBREW HOME FOR THE AGED		425	54	11%	479
NORTH FLORIDA RETIREMENT VILLAGE		476	2	0%	478
HILLCREST HEALTH CARE & REHABILITATION CENTER	2	462	13	3%	477
BAPTIST PRIMARY CARE	2	376	98	21%	476
ARCPPOINTS LABS		411	65	14%	476
FOUNTAIN MANOR HEALTH AND REHAB CENTER	1	457	18	4%	476
PALM GARDEN OF JACKSONVILLE	2	394	80	17%	476
LAUDERDALE NURSING CENTER LLC	1	455	19	4%	475
FLORIDA DEPARTMENT OF HEALTH CLAY COUNTY	1	378	96	20%	475
HARTS HARBOR HEALTH CARE CENTER		450	21	4%	471
Good Samaritan Society Kissimmee Village		405	65	14%	470
SANDBAY URGENT CARE		378	91	19%	469
MANOR OAKS NURSING & REHAB CENTER	4	462	2	0%	468
NAVAL HOSPITAL - JACKSONVILLE		136	331	71%	467
The Manor at Blue Water Bay		406	60	13%	466
FLO-MEDILAB SERVICES LLC		188	277	60%	465
RICARDO NAVARRO DO PA		395	70	15%	465
Quest Diag Unspecifd	1	314	148	32%	463
WEST GABLES HEALTH CARE CENTER		453	10	2%	463
BROOKDALE PALMER RANCH	1	404	57	12%	462
SHORE ACRES CARE CENTER		426	35	8%	461
PIONEER CLINICAL LAB LLC		379	81	18%	460
PARKLANDS FACILITY INC	4	414	42	9%	460
PHYSICIANS PRIMARY CARE LAB	1	396	63	14%	460
THE PALACE AT HOMESTEAD	1	439	19	4%	459
FAMILY HEALTH CENTERS OF SOUTHWEST FLORIDA INC		389	68	15%	457
CLARIDGE HOUSE NURSING CENTER		437	17	4%	454
HERON POINTE HEALTH AND REHABILITATION	1	450	3	1%	454
MANOR AT CARPENTERS		427	27	6%	454
Williston Care Center		392	57	13%	449
FIRST CHOICE PEDIATRICS		360	88	20%	448
HEALTH CENTRAL CLINICAL LABORATORY		413	34	8%	447

COVID-19: testing by laboratory

Data through Feb 23, 2021 verified as of Feb 24, 2021 at 09:25 AM

Data in this report are provisional and subject to change.

The numbers in the table below represent the number of Florida and non-Florida residents for whom test results were received by the Department of Health. A person can be tested by more than one laboratory and can have both positive and negative results. **Therefore, the sum of the numbers in each column will be larger than the total number of people tested.**

Reporting lab	Inconclusive	Negative	Positive	Percent positive	Total
CITRUS NURSING CENTER LLC		402	44	10%	446
DXYTERITY DIAGNOSTICS	2	418	26	6%	446
DIAMOND RIDGE HEALTH AND REHABILITATION CENTER		422	22	5%	444
LIFE CARE CENTER OF PALM BAY		417	27	6%	444
NORTH FLORIDA REHABILITATION & SPECIALTY CARE		436	6	1%	442
AFC URGENT CARE FAMILY CARE			442	100%	442
ORLANDO HEALTH CENTER FOR REHABILITATION		430	12	3%	442
EMERITUS AT NAPLES	2	438	1	0%	441
ELLENTON PEDIATRICS		423	18	4%	441
LITTLE PINE PEDIATRICS PLLC	2	383	55	13%	440
BENTON PEDIATRICS INC		393	47	11%	440
HOPE HOSPICE AND COMMUNITY SERVICES INC	14	409	16	4%	439
Solaris HealthCare Windermere		407	32	7%	439
SMA SPECIALTY MEDICAL LAB		117	321	73%	438
Q ANSWER LAB	1	381	56	13%	438
FLORIDA HOSPITAL WAUCHULA		307	130	30%	437
DBI HEALTH INC		421	15	3%	436
BROWARD PARTNERSHIP	6	422	8	2%	436
CARE ONE OF FLORIDA	1	292	142	33%	435
ENCOMPASS HEALTH		421	13	3%	434
MICHAEL A MIDDLETON MD PA		418	16	4%	434
NEW PLANT CITY FAMILY CARE	1	229	203	47%	433
CARITHERS PEDIATRIC GROUP		386	44	10%	430
ST ANDREWS BAY SKILLED NURSING &		370	60	14%	430
AVECINA MEDICAL JULINGTON	1	240	189	44%	430
FLORIDA DEPT OF HEALTH IN BREVARD COUNTY	3	363	63	15%	429
SUWANNEE HEALTH AND REHABILITATION CENTER		423	5	1%	428
PALM GARDEN OF Ocala		330	98	23%	428
RAINBOW PEDIATRIC CENTER PA		397	30	7%	427
VITAS LUTHERAN TOWERS INPATIENT PROGRAM		361	63	15%	424
APP-UNIPATH, LLC	2	406	15	4%	423
CLINICAL ENTERPRISE, INC		403	20	5%	423
CHILDRENS CLINIC WEST FLORIDA PEDIATRICS		385	38	9%	423
Colonial Lakes Health Care		384	38	9%	422
NEW YORK PRESBYTERIAN - CUMC CLINICAL		405	17	4%	422
AFC URGENT CARE SEMINOLE			421	100%	421
GARCIA CLINICAL LABORATORY		28	392	93%	420
PRO HEALTH		187	231	55%	418
Bardmoor Oaks Healthcare and Rehabilitation Center		406	11	3%	417
LEHIGH REGIONAL MEDICAL CENTER LAB		371	44	11%	415
CARENOW	2	225	187	45%	414
SOLARIS HEALTHCARE OSCEOLA		392	22	5%	414
Santa Rosa Center for Rehabilitation and Healing		345	69	17%	414
FLORIDA HOSPITAL MEDICAL GROUP		259	154	37%	413
PALM GARDEN OF CLEARWATER		394	18	4%	412
THE PALACE MANAGEMENT - THE PALACE AT CORAL GABLES		407	3	1%	410

COVID-19: testing by laboratory

Data through Feb 23, 2021 verified as of Feb 24, 2021 at 09:25 AM

Data in this report are provisional and subject to change.

The numbers in the table below represent the number of Florida and non-Florida residents for whom test results were received by the Department of Health. A person can be tested by more than one laboratory and can have both positive and negative results. **Therefore, the sum of the numbers in each column will be larger than the total number of people tested.**

Reporting lab	Inconclusive	Negative	Positive	Percent positive	Total
MINUTECLINIC LLC #3671		366	44	11%	410
Ocala Health and Rehabilitation Center		387	21	5%	408
TIDE LABORATORIES		362	43	11%	405
BREVARD HEALTH ALLIANCE		167	238	59%	405
PALM GARDEN OF WINTER HAVEN	2	387	16	4%	405
SIGNATURE HEALTHCARE OF BROOKWOOD GARDENS		399	6	1%	405
UNIVERSITY OF TAMPA INC, THE		397	7	2%	404
CONSULATE HEALTH CARE OF BAYONET POINT	4	392	7	2%	403
Cypress Cove Care Center		302	100	25%	402
SEMINOLE NURSING PAVILION		394	7	2%	401
AFC URGENT CARE TYRONE		2	399	100%	401
ABBAY DELRAY		394	5	1%	399
BROOKSVILLE HEALTHCARE CENTER LLC		385	13	3%	398
BOND CLINIC PA PEDIATRICS DEPT		362	35	9%	397
CORE DIAGNOSTIC LABORATORIES LLC		274	122	31%	396
MEDIPATH		19	375	95%	394
MINI ER AND URGENT CARE		289	105	27%	394
HEALTHY STEPS PEDIATRICS		349	45	11%	394
FLORIDA DEPARTMENT OF HEALTH		346	47	12%	393
SOLARIS HEALTHCARE MERRITT ISLAND		353	40	10%	393
ORCHARD PARK HEALTH & REHABILITATION		388	5	1%	393
RUSKIN HEALTH CENTER		252	140	36%	392
STARKE FAMILY MEDICAL CENTER		304	87	22%	391
BARBER		13	376	97%	389
Solaris Healthcare Daytona	2	340	46	12%	388
INDIAN RIVER CTR, LLC		340	46	12%	386
PALMS OF SEBRING		352	34	9%	386
SUNSHINE URGENT CARE LLC		239	144	38%	383
NAPLES CHILDREN'S URGENT CARE		332	51	13%	383
TREASURE COAST COMMUNITY HEALTH	3	321	58	15%	382
RESTORE HEALTH URGENT CARE		289	93	24%	382
BROOKDALE PADDOCK HILLS	2	377	2	1%	381
TIDEWELL HOSPICE INC	2	371	7	2%	380
WHITE-WILSON MEDICAL CENTER - FORT WALTON BEACH		365	13	3%	378
BAYA PHARMACY WEST		8	368	98%	376
MEDSCAN LABORATORY INC	1	163	211	56%	375
Timberridge Center for Rehabilitation and Healing		344	31	8%	375
Darcy Hall Of Life Care		364	9	2%	373
STEWART SEBASTIAN RIVER MEDICAL CENTER		320	51	14%	371
HENDRY REGIONAL MEDICAL CENTER		107	264	71%	371
PALM GARDEN OF ORLANDO		338	33	9%	371
MEDONE URGENT CARE CENTER		149	222	60%	371
URGENT CARE BETHESDA	1	318	52	14%	371
UR MEDICINE LABS- CENTRAL LABORATORY		349	22	6%	371
MINUTECLINIC LLC, #10357		368	1	0%	369
GOOD SAMARITAN CENTER		366	2	1%	368

COVID-19: testing by laboratory

Data through Feb 23, 2021 verified as of Feb 24, 2021 at 09:25 AM

Data in this report are provisional and subject to change.

The numbers in the table below represent the number of Florida and non-Florida residents for whom test results were received by the Department of Health. A person can be tested by more than one laboratory and can have both positive and negative results. **Therefore, the sum of the numbers in each column will be larger than the total number of people tested.**

Reporting lab	Inconclusive	Negative	Positive	Percent positive	Total
VA PAIN CLINIC	3	342	23	6%	368
ADVENT HEALTH - TAMPA		148	220	60%	368
TRENTON MEDICAL CENTER INC DBA PALMS MEDICAL GROUP	4	270	93	25%	367
FAIR HAVENS CENTER, OPCO		360	6	2%	366
CLERMONT HEALTH AND REHABILITATION CENTER		334	32	9%	366
FAMILY CARE PARTNERS OF NORTHEAST FLORIDA LLC		293	73	20%	366
Manatee Springs Rehabilitation and Nursing Center		345	20	5%	365
Stacey Health Care Centers Inc. dba Riverside Care Center		336	29	8%	365
SOLARIS HEALTHCARE BAYONET POINT		349	16	4%	365
FLORIDA DEPARTMENT OF HEALTH IN LIBERTY COUNTY	2	268	94	26%	364
LIFEBRITE	1	172	191	52%	364
VITAS HEALTHCARE CORPORATION		358	5	1%	363
Bayside Care Center	1	342	20	6%	363
INFORM DIAGNOSTICS		353	9	2%	362
AMEERAH LABS, LLC	2	278	81	22%	361
AFC URGENT CARE		67	294	81%	361
ADVENTHEALTH EXPRESS CARE AT		292	68	19%	360
BLOUNTSTOWN REHABILITATION CENTER LLC		254	106	29%	360
SOLARIS HEALTHCARE PARKWAY	2	338	17	5%	357
ANCIENT CITY PEDIATRICS	1	342	14	4%	357
Destin Healthcare and Rehabilitation Center	1	316	38	11%	355
HAINES CITY REHABILITATION AND NURSING CENTER		330	24	7%	354
EPN URGENT CARE		44	310	88%	354
VILLAGE DOCTORS OF KEYSTONE		272	81	23%	353
DIAGNOSTIC & CLINICAL CARE SERVICES INC DBA		279	74	21%	353
HEALTH CENTRAL PARK		287	66	19%	353
ADDINGTON PLACE AT WELLINGTON GREEN		344	9	3%	353
MY CLINICAL LAB		224	129	37%	353
VETERANS AFFAIRS MEDICAL CENTER - LAKE CITY		52	300	85%	352
MEDFAST URGENT CARE CENTER		122	230	65%	352
LIFE CARE PONTE VEDRA INC		343	8	2%	351
VILLAGE AT VIENNA SQUARE,THE	6	329	16	5%	351
SANFORD LABORATORIES		325	26	7%	351
ASCEND CLINICAL	2	281	68	19%	351
MAGNOLIA FAMILY URGENT CARE		312	38	11%	350
BAYSHORE DIAGNOSTICS		309	41	12%	350
SIPARADIGM, DIAGNOSTIC INFORMATICS		273	76	22%	349
MANORCARE HEALTH SERVICES - VENICE		293	55	16%	348
FG RAPID RESULTS	2	116	229	66%	347
Life Care Center of Ocala		279	66	19%	345
HEALTH DESIGNS		330	13	4%	343
FHMG FLORIDA HOSPITAL MEDICAL GROUP		306	37	11%	343
SEA BREEZE REHAB AND NURSING CENTER		333	9	3%	342
ADVENT HEALTH CENTRA CARE - PALM COAST		80	261	77%	341
CORAL BAY HEALTHCARE AND REHABILITATION	1	328	12	4%	341
ORCHARD RIDGE CARE AND REHABILITATION CENTER		321	19	6%	340

COVID-19: testing by laboratory

Data through Feb 23, 2021 verified as of Feb 24, 2021 at 09:25 AM

Data in this report are provisional and subject to change.

The numbers in the table below represent the number of Florida and non-Florida residents for whom test results were received by the Department of Health. A person can be tested by more than one laboratory and can have both positive and negative results. **Therefore, the sum of the numbers in each column will be larger than the total number of people tested.**

Reporting lab	Inconclusive	Negative	Positive	Percent positive	Total
Palmetto Subacute Care Center		329	11	3%	340
PALM GARDEN OF WEST PALM BEACH☐	4	320	15	4%	339
FLORIDA HOSPITAL HEARTLAND MED CTR LAKE PLACID		253	86	25%	339
USAFSAM/PHE		174	165	49%	339
ROLLINS COLLEGE WELLNESS CENTER		130	209	62%	339
SELECT REFERENCE LABORATORIES, LLC	1	326	12	4%	339
ARCPPOINT LABS OF SARASOTA MANATEE		261	78	23%	339
PruittHealth Panama City	1	274	64	19%	339
SUN COUNTRY PEDIATRICS PLLC	9	300	29	9%	338
MOOSEHAVEN HEALTH CENTER		302	36	11%	338
NATIONS BEST FAMILY HEALTH CARE		161	176	52%	337
EMERALD COAST PEDIATRICS		326	11	3%	337
SIGNATURE HEALTHCARE OF NORTH FLORIDA		333	3	1%	336
PINES OF SARASOTA		331	4	1%	335
UNIVERSITY OF TAMPA STUDENT HEALTH AND SHC CLINICAL LABORATORY		186	148	44%	334
Marshall Health and Rehabilitation Center		286	48	14%	334
NORTH PINELLAS STATMED QUICK QUALITY CLINICS		236	97	29%	333
CRONOS CLINICAL LABORATORY	22	220	91	27%	333
SERENADES IN THE VILLAGES		276	54	16%	330
ASSOCIATESMD MEDICAL GROUP INC		279	51	15%	330
Palm Garden of Largo		325	4	1%	329
COLOR GENOMICS, INC.	2	321	6	2%	329
ORLANDO VA MEDICAL CENTER			328	100%	328
SABAL DIRECT PRIMARY CARE, PA		270	58	18%	328
HARDEE MANOR HEALTH CARE CENTER	1	324	3	1%	328
Life Care Center at Wells Crossing		309	19	6%	328
FAIRWAY OAKS CENTER LLC	6	315	6	2%	327
TRI-COUNTY NURSING AND REHABILITATION CENTER INC		311	15	5%	326
PIONEER CLINICAL LAB, LLC		212	113	35%	325
HARDEE COUNTY HEALTH DEPARTMENT		259	64	20%	323
CORAL TRACE HEALTH CARE☐	2	316	5	2%	323
MIDWAY SPECIALTY CARE CENTER	3	205	114	35%	322
PEDIATRIC ASSOCIATES OF OCALA PA		291	31	10%	322
VILLAGE DOCTORS FAMILY MEDICAL CENTER OF		258	63	20%	321
DELTONA HEALTH CARE		298	23	7%	321
ATLANTIC SHORES NURSING AND REHAB CENTER	1	311	9	3%	321
Bay Breeze Senior Living and Rehabilitation Center		267	53	17%	320
FLORIDA HEART & VASCULAR MULTISPECIALTY GROUP PA		225	95	30%	320
BRISTOL AT TAMPA, THE	4	307	8	3%	319
MANOR CARE OF BOYNTON BEACH LLC		295	24	8%	319
ADVENTHEALTH MEDICAL GROUP PROMPT CAR	1	219	97	31%	317
ROSEWOOD HEALTH AND REHABILITATION CENTER		295	21	7%	316
KISSIMMEE FACILITY OPERATIONS LLC		292	23	7%	315
PruittHealth Santa Rosa		225	90	29%	315
BIOCEPT		293	22	7%	315
LabCorp (Non-Interfaced)	1	122	191	61%	314

COVID-19: testing by laboratory

Data through Feb 23, 2021 verified as of Feb 24, 2021 at 09:25 AM

Data in this report are provisional and subject to change.

The numbers in the table below represent the number of Florida and non-Florida residents for whom test results were received by the Department of Health. A person can be tested by more than one laboratory and can have both positive and negative results. **Therefore, the sum of the numbers in each column will be larger than the total number of people tested.**

Reporting lab	Inconclusive	Negative	Positive	Percent positive	Total
HEALTHWORKS MED GROUP OF FLORIDA PA	3	304	6	2%	313
BAY VILLAGE OF SARASOTA INC		310	3	1%	313
GENESIS MEDICAL LABORATORY MIAMI FL.		83	230	73%	313
ST LUCIE EMPLOYEE HEALTH & WELLNESS CENTER		306	6	2%	312
KEY WEST HEALTH AND REHAB	1	304	7	2%	312
SPECIALTY HEALTH AND REHABILITATION CENTER		286	25	8%	311
AVANTE AT MT DORA		308	3	1%	311
OCEAN VIEW NURSING AND REHAB CENTER		294	16	5%	310
FLOMEDILAB		95	215	69%	310
GENOSUR LLC		305	4	1%	309
BAPTIST PRIMARY CARE, INC		284	25	8%	309
MEDEXPRESS LUTZ		3	306	99%	309
SUNLAND MARIANNA COX MEDICAL CENTER		269	40	13%	309
INTERNAL MEDICINE & PEDIATRICS OF TAMPA BAY PA		255	53	17%	308
ACCESS MEDICAL CENTER	1	282	25	8%	308
SPRINGTREE REHAB & HEALTH CARE CENTER		288	19	6%	307
NATURE COAST MEDICAL GROUP		216	91	30%	307
FL HUD DESTIN, LLC D/B/A GRAND BOULEVARD HEALTH		271	36	12%	307
THE SPRINGS AT BOCA CIEGA BAY		297	9	3%	306
SAMANTHA WILSON CARE CENTER	4	293	9	3%	306
AVENTURA REHAB AND NURSING CENTER		297	9	3%	306
GOOD SAMARITAN SOCIETY-DAYTONA		286	19	6%	305
DIGNITY HEALING, LLC		291	14	5%	305
WELL HEALTH WORKS	1	268	35	12%	304
GANDY CROSSING CARE CENTER	1	289	14	5%	304
REHABILITATION CENTER OF LAKE CITY, THE		276	28	9%	304
LAKE EUSTIS HEALTH AND REHABILITATION CENTER		297	7	2%	304
PHYSICIANS REGIONAL WALK-IN		185	119	39%	304
HCSO OCCUPATIONAL HEALTH AND WELLNESS CENTER		238	66	22%	304
SILVER CREEK SENIOR LIVING COMMUNITY		299	5	2%	304
HEALTH PARK CARE CENTER		299	4	1%	303
AVELLINO LAB USA, INC	1	290	12	4%	303
ST PETERSBURG PEDIATRICS-PARK BLVD		278	25	8%	303
BMCB MOLECULAR DIAGNOSTIC SUBSECTION		287	15	5%	302
PALMS REHABILITATION AND HEALTHCARE CENTER		263	37	12%	300
PEDIATRICS BY THE SEA		290	10	3%	300
ARGO SENIOR LIVING AT HAVERHILL		282	18	6%	300
BOCA BIOLISTICS REFERENCE LABORATORY	2	185	112	37%	299
ST PETERSBURG PEDIATRICS-SEMINOLE BLVD		239	60	20%	299
TAMARAC REHABILITATION & HEALTH CENTER		296	3	1%	299
ENCOMPASS HEALTH REHABILITATION HOSPITAL OF SUNRISE	8	283	6	2%	297
HEALTH FIRST ADVENTHEALTH CENTRA CARE - TITUSVILLE		56	241	81%	297
BROOKDALE DESTIN		285	12	4%	297
BUENA VISTA URGENT CARE		264	32	11%	296
ELMHURST HOSPITAL CENTER	1	269	26	9%	296
KENNEDY PAIN CLINIC GROUP LLC		268	28	9%	296

COVID-19: testing by laboratory

Data through Feb 23, 2021 verified as of Feb 24, 2021 at 09:25 AM

Data in this report are provisional and subject to change.

The numbers in the table below represent the number of Florida and non-Florida residents for whom test results were received by the Department of Health. A person can be tested by more than one laboratory and can have both positive and negative results. **Therefore, the sum of the numbers in each column will be larger than the total number of people tested.**

Reporting lab	Inconclusive	Negative	Positive	Percent positive	Total
OSPREY LODGE		237	59	20%	296
ST JAMES HEALTH AND REHABILITATION CENTER		210	84	29%	294
RIVERS FAMILY MEDICINE PA		217	77	26%	294
ADVENTHEALTH EXPRESS CARE AT WALGREENS 49TH STREET		247	47	16%	294
SAINTS 120 LLC	1	258	34	12%	293
NORTHWEST MEDICAL CENTER CLINICAL LABORATORY		175	118	40%	293
JACKSON PLAZA NURSING & REHAB CENTER	6	281	6	2%	293
LAKELAND REGIONAL HEALTH SYSTEMS INC		26	266	91%	292
ONESTOP MEDICAL AND URGENT CARE LLC		249	42	14%	291
FAMILY CARE PARTNERS OF NE FLORIDA LLC		221	70	24%	291
MEDICAL CENTER AT OCEAN REEF,THE		277	14	5%	291
REGENTS PARK OF BOCA RATON□		289	2	1%	291
LUTHERAN HAVEN		281	8	3%	289
The Care Center at Pinellas Park	1	280	8	3%	289
AUBURN UNIVERSITY MEDICAL CLINIC		227	62	21%	289
BONIFAY NURSING AND REHAB CENTER		260	29	10%	289
PALM GARDEN OF GAINESVILLE	2	285	2	1%	289
INNOVATIVE TRANSFUSION MEDICINE, INC	3	239	46	16%	288
CROSS POINTE CARE CENTER	2	280	6	2%	288
LIFE CARE CENTER OF WINTER HAVEN		269	18	6%	287
HEATHER HILL HEALTHCARE CENTER		241	46	16%	287
CONSULATE HEALTH CARE OF SAFETY HARBOR		281	6	2%	287
HOMESTEAD MANOR	2	244	40	14%	286
AMBULATORY SURGERY CENTER OF BOCA RATON LTD		283	3	1%	286
WHITE WILSON MEDICAL CENTER PA - NAVARRE		186	100	35%	286
BRIDGEWATER PARK HEALTH AND REHAB		257	28	10%	285
LONGWOOD FAMILY PRACTICE		216	69	24%	285
PORT SAINT LUCIE HOSPITAL		276	9	3%	285
SOUTHWEST ORLANDO FAMILY MEDICINE, PL		236	48	17%	284
AURORA DIAGNOSTICS BERNHARDT LABORATORIES PATHOLOGY SERVICE		190	93	33%	283
AVANTE AT LEESBURG INC		281	1	0%	282
Solaris Healthcare Lake Bennet		249	32	11%	281
ST JUDE CHILDREN'S RESEARCH HOSPITAL		266	15	5%	281
CHAUTAUQUA REHABILITATION AND NURSING CENTER		271	9	3%	280
HOLLEY NAVARRE MEDICAL CLINIC		206	74	26%	280
ROSEN MEDICAL CENTER		240	40	14%	280
PEDIATRIC HEALTH CARE ALLIANCE, PA		251	28	10%	279
BAPTIST PRIMARY CARE INC	1	254	24	9%	279
RULEME CENTER	2	250	26	9%	278
URGENT CARE EXPRESS LLC		1	277	100%	278
TUSKAWILLA NURSING AND REHAB CENTER	2	268	7	3%	277
QUALITOX LABORATORIES		105	172	62%	277
PRUITT HEALTH-SANTA ROSA		275	2	1%	277
HOLIDAY CVS LLC DBA CVS/PHARMACY #0440		268	9	3%	277
WESTCHESTER GARDENS LIMITED PARTNERSHIP		270	6	2%	276
Life Care Center of Punta Gorda	1	262	13	5%	276

COVID-19: testing by laboratory

Data through Feb 23, 2021 verified as of Feb 24, 2021 at 09:25 AM

Data in this report are provisional and subject to change.

The numbers in the table below represent the number of Florida and non-Florida residents for whom test results were received by the Department of Health. A person can be tested by more than one laboratory and can have both positive and negative results. **Therefore, the sum of the numbers in each column will be larger than the total number of people tested.**

Reporting lab	Inconclusive	Negative	Positive	Percent positive	Total
Rehabilitation Center for Park Place LLC		265	11	4%	276
VILLAGES REGIONAL HOSPITAL SURGERY CENTER LLC, THE		218	58	21%	276
TALLAHASSEE NHHI LLC	1	248	27	10%	276
DOCTORS MEMORIAL HOSPITAL		154	121	44%	275
BEAR CREEK NURSING CENTER		269	5	2%	274
MANORCARE AT LELY PALMS		269	5	2%	274
Glades West Rehabilitation and Nursing Center		266	8	3%	274
24/7 PEDIATRIC CARE CENTERS INC		254	19	7%	273
MANOR CARE OF NAPLES FL LLC		269	3	1%	272
renaissance health and rehabilitation center		254	18	7%	272
PERSONALIZED GENETIC TESTING	1	178	93	34%	272
ESTERO ISLAND MEDICAL CENTER		212	59	22%	271
BAY COUNTY SHERIFFS OFFICE JAIL FACILITY		232	39	14%	271
BAYA POINTE NURSING AND REHABILITATION		187	83	31%	270
HARBOURWOOD	1	264	4	1%	269
ELMCROFT PINECREST	1	247	21	8%	269
FLORIDA HEALTH CARE PLANS			269	100%	269
Parkview Rehabilitation Center at Winter Park		261	7	3%	268
OCALA FAMILY MEDICAL CENTER INC	1	221	46	17%	268
COMMUNITY HEALTH AND REHABILITATION CENTER		207	61	23%	268
Premier Place at The Glenview		260	8	3%	268
EXCEL PEDIATRICS		223	44	16%	267
ADVENT HEALTH CARE CENTER	9	246	12	4%	267
Solaris Healthcare Coconut Creek		261	6	2%	267
DAVID SCOTT MADWAR MD PA□		239	27	10%	266
Coastal Health and Rehabilitation Center		256	10	4%	266
SILVERCREST HEALTH AND REHABILITATION CENTER	3	255	8	3%	266
LASER & SURGERY CENTER OF THE PALM BEACHES□		265	1	0%	266
PENSACOLA PEDIATRICS PA - TIGER POINT	18	240	8	3%	266
ADVENT HEALTH CENTRA CARE - ORMOND BEACH		113	153	58%	266
FAMILY EXPRESS URGENT CARE		5	261	98%	266
HOLISTIX TREATMENT CENTERS		259	6	2%	265
SERANADES BY SONATA WEST ORANGE		236	29	11%	265
TAVARES PEDIATRICS		224	41	15%	265
KINDRED HOSPITAL	7	252	5	2%	264
BRENTWOOD RETIREMENT COMMUNITY	5	227	31	12%	263
SOLARIS HEALTHCARE IMPERIAL		254	8	3%	262
PROTEUS MOLECULAR AND CLINICAL LAB	1	149	111	43%	261
JACKSONVILLE KIDS PEDIATRICS, PLLC		229	32	12%	261
CLARE BRIDGE ORMOND BEACH	1	259			260
CLIFFORD CHESTER SIMS VA NURSING HOME		251	9	3%	260
SIGNATURE HEALTHCARE AT THE COURTYARD		213	47	18%	260
CONSULATE HEALTHCARE OF KISSIMMEE		247	12	5%	259
FRICKS PHARMACY		200	59	23%	259
LAKE PARK OF MADISON		251	8	3%	259
W FRANK WELLS NURSING HOME		231	28	11%	259

COVID-19: testing by laboratory

Data through Feb 23, 2021 verified as of Feb 24, 2021 at 09:25 AM

Data in this report are provisional and subject to change.

The numbers in the table below represent the number of Florida and non-Florida residents for whom test results were received by the Department of Health. A person can be tested by more than one laboratory and can have both positive and negative results. **Therefore, the sum of the numbers in each column will be larger than the total number of people tested.**

Reporting lab	Inconclusive	Negative	Positive	Percent positive	Total
FLORIDA WOMAN CARE LABORATORY LLC		232	26	10%	258
JAMES A HALEY VETERANS HOSPITAL			258	100%	258
Life Care Center at Inverrary		253	5	2%	258
ACCURATE DIAGNOSTIC LABS, INC		243	15	6%	258
WALGREENS 3173		235	23	9%	258
CHIPOLA HEALTH AND REHAB		241	17	7%	258
PAVILION FOR HEALTHCARE, THE		253	2	1%	255
ADVENT HEALTH - DELTONA ER		204	51	20%	255
ST CATHERINE'S WEST REHABILITATION HOSPITAL		242	12	5%	254
PLANT CITY PEDIATRICS	1	211	41	16%	253
AVON PARK PEDIATRICS INC	3	226	24	9%	253
SHELL POINT VILLAGE MEDICAL CENTER		246	7	3%	253
WESTWOOD HEALTHCARE SNF		206	46	18%	252
BROWARD NURSING & REHABILITATION CTR	8	234	9	4%	251
ADVANCED AMBULATORY SURGERY CENTER		239	11	4%	250
MARTIN MEMORIAL MEDICAL CENTER LAB		128	122	49%	250
FIRST CHOICE PRIMARY CARE		198	51	20%	249
CARRINGTON PLACE OF ST PETE LLC		242	6	2%	248
TIERRA PINES CENTER		236	12	5%	248
BUREAU OF CLINICAL LABORATORIES		208	40	16%	248
DEPARTMENT OF HEALTH BUREAU OF FAMILY		245	2	1%	247
HAVEN OF OUR LADY OF PEACE INC		239	8	3%	247
USA HEALTH UNIVERSITY HOSPITAL CLINICAL LABORATORY	1	239	6	2%	246
VETERANS AFFAIRS MEDICAL CENTER - MIAMI		1	245	100%	246
ABBOTT LABORATORIES		159	87	35%	246
Heritage Healthcare at Tallahassee		239	7	3%	246
AVECINA MOBILE		121	125	51%	246
ROSEWOOD HEALTHCARE & REHABILITATION CENTER		239	6	2%	245
HUNT CLUB PEDIATRIC ASSOCIATES, P.A.		211	34	14%	245
MALABAR/ADVENT CENTRA CARE		48	196	80%	244
The Grove Health and Rehabilitation		221	23	9%	244
CENTERSTONE OF FLORIDA		227	17	7%	244
FORT MYERS REHABILITATION AND NURSING CENTER		217	26	11%	243
RIVERWOOD HEALTH NH LLC		204	39	16%	243
ARCHER HEALTH VENTURES, LLC		217	25	10%	242
Sunset Point Center		237	4	2%	241
GOOD SAMARITAN CARES		236	5	2%	241
PW WINDERMERE SUBTENANT LLC		239	1	0%	240
CLARE BRIDGE OF SARASOTA		238	2	1%	240
TRINITY REGIONAL REHAB CENTER		225	15	6%	240
PALM GARDEN OF AVENTURA		236	3	1%	239
FLORIDA CLINICAL LABORATORY-BIOREFERENCE LABORATORIES		89	150	63%	239
MILLER BIOCONNECT		211	28	12%	239
BROOKDALE LAKE TAVARES		233	5	2%	238
AMERICAN HOUSE SENIOR LIVING		189	49	21%	238
MOBILE MEDICAL ASSOCIATES PL	9	195	34	14%	238

COVID-19: testing by laboratory

Data through Feb 23, 2021 verified as of Feb 24, 2021 at 09:25 AM

Data in this report are provisional and subject to change.

The numbers in the table below represent the number of Florida and non-Florida residents for whom test results were received by the Department of Health. A person can be tested by more than one laboratory and can have both positive and negative results. **Therefore, the sum of the numbers in each column will be larger than the total number of people tested.**

Reporting lab	Inconclusive	Negative	Positive	Percent positive	Total
CHIPOLA MEDICAL ASSOCIATES, LLC		166	72	30%	238
SEASIDE HEALTH AND REHABILITATION CENTER		181	57	24%	238
OKEECHOBEE COUNTY HEALTH DEPT	1	156	80	34%	237
Vi at Lakeside Village Skilled Nursing		232	5	2%	237
WHITE-WILSON MEDICAL CENTER - NICEVILLE		211	26	11%	237
FOUNTAIN INN NURSING & REHABILITATION CTR, INC		230	6	3%	236
SPEARHEAD MEDICAL		190	46	19%	236
SARAPATH DIAGNOSTICS		118	117	50%	235
Chatsworth at PGA National, LLC		223	12	5%	235
BAY TREE CARE AND REHABILITATION CENTER		197	38	16%	235
REGENTS PARK AT AVENTURA		221	14	6%	235
OAK HAMMOCK AT THE UNIVERSITY OF FLORIDA		229	6	3%	235
MIAMI JEWISH HEALTH SYSTEMS, INC	3	224	8	3%	235
HOMESTEAD VILLAGE		223	11	5%	234
STATMED QUICK QUALITY CLINIC AT NORTH PINELLAS		65	169	72%	234
EDGEWATER AT WATERMAN VILLAGE,THE		219	15	6%	234
TERRACES OF LAKE WORTH CARE CENTER□		221	12	5%	233
MEMPHIS PATHOLOGY LABORATORY	4	212	17	7%	233
ADVENT HEALTH - ORLANDO		175	58	25%	233
Solaris Senior Living North Naples ALF		224	9	4%	233
Cross Gardens Care Center		231	1	0%	232
TGH		1	231	100%	232
ABBOTT DIAGNOSTICS		217	14	6%	231
KR at Hillsborough Lakes/Lutz Healthcare		221	10	4%	231
ARCPPOINT LABS OF ST PETERSBURG		152	79	34%	231
ATLANTIC URGENT CARE		155	75	33%	230
ManorCare Health Services-Palm Harbor	1	229			230
MANDARIN PEDIATRICS		209	20	9%	229
FLORIDA KEYS PEDIATRICS & ADOLESCENT CENTER		217	12	5%	229
LYNN HAVEN SPORTS COMPLEX-WALKON CLINIC		21	207	91%	228
NORTH FLORIDA PEDIATRICS - MARIANNA		189	38	17%	227
PENSACOLA PEDIATRICS, PA		210	17	7%	227
FELLOWSHIP HOME AT THE FAIRWAY LLC		221	6	3%	227
AZALEA TRACE		214	13	6%	227
CYPRESS COVE		221	6	3%	227
LODGE HEALTH AND REHABILITATION CENTER, THE		194	32	14%	226
QUOTIENT SCIENCES		219	7	3%	226
PARKS HEALTHCARE & REHABILITATION CTR	4	211	11	5%	226
Chatham Glen Healthcare and Rehabilitation Center		219	7	3%	226
Avante at Inverness		224	1	0%	225
WASHINGTON REHAB AND NURSING		216	9	4%	225
Lakewood Nursing Center		196	29	13%	225
Crossbreeze care center	1	221	2	1%	224
ARBOR FACILITY INC		224			224
LEHIGH VALLEY GENOMICS			223	100%	223
AMERICAN FINNISH NURSING HOME	2	216	5	2%	223

COVID-19: testing by laboratory

Data through Feb 23, 2021 verified as of Feb 24, 2021 at 09:25 AM

Data in this report are provisional and subject to change.

The numbers in the table below represent the number of Florida and non-Florida residents for whom test results were received by the Department of Health. A person can be tested by more than one laboratory and can have both positive and negative results. **Therefore, the sum of the numbers in each column will be larger than the total number of people tested.**

Reporting lab	Inconclusive	Negative	Positive	Percent positive	Total
UCC - WELLINGTON		3	220	99%	223
Lake Port Square Health Center		208	15	7%	223
PINNACLES PEDS CARE PA		222			222
PEDIATRICS IN BREVARD PA		188	34	15%	222
HOSPICE OF LAKE & SUMTER INC	1	216	4	2%	221
NORTH FLORIDA PEDIATRICS PA - DUVAL		192	29	13%	221
WIMAUMA COMMUNITY HEALTH CENTER		179	42	19%	221
BOND CLINIC, PA		158	62	28%	220
MY HEALTHY BLUEPRINT BY BAPTIST HEALTH CARE		179	41	19%	220
LA MER NH LLC		215	5	2%	220
WOOD LAKE HEALTH AND REHABILITATION CENTER		219			219
Boynton Beach Rehabilitation Center	2	213	4	2%	219
Signature healthcare of Jacksonville		213	5	2%	218
Avante at Orlando		214	4	2%	218
STERLING HOUSE OF DELAND		216	1	0%	217
DISCOVERY VILLAGE AT MELBOURNE		191	26	12%	217
AYERS HEALTH & REHABILITATION CENTER		213	4	2%	217
ST. CLOUD REGIONAL MEDICAL CENTER		199	18	8%	217
THE RESIDENCE AT TIMBER PINES	4	188	25	12%	217
WHITE WILSON MEDICAL IMMEDIATE CARE NICEVILLE		16	201	93%	217
THE MANOR AT CARPENTERS		185	32	15%	217
LAKESIDE NEUROLOGIC		208	9	4%	217
LAKE PORT SQUARE		200	17	8%	217
CCS - JOSEPH V CONTE		215	2	1%	217
BROOKDALE ATRIM WAY		210	6	3%	216
ASCENSION MEDICAL GROUP		5	211	98%	216
Consulate Health Care of North Fort Myers		203	12	6%	215
GATEWAY/ADVENT CENTRA CARE	1	24	190	88%	215
HEARTLAND PEDIATRICS OF LAKE PLACID PA		185	29	14%	214
DE LUNA HEALTH AND REHABILITATION CENTER		192	22	10%	214
BLOCK, NATION, CHASE, AND SMOLEN FAMILY MEDICINE		157	57	27%	214
Heartland Healthcare of Ft. Myers	1	211	1	0%	213
HOSPICE OF THE FLORIDA SUNCOAST,THE		212	1	0%	213
ORANGE COUNTY HEALTH DEPT		201	11	5%	212
PCB CLINIC		167	45	21%	212
CONSULATE HEALTH CARE OF WINTER HAVEN		209	3	1%	212
WALGREENS 10670		188	24	11%	212
Life Care Center of Sarasota		200	12	6%	212
POCONO MEDICAL CENTER		212			212
WIREGRASS DIRECT PRIMARY CARE PLLC		179	33	16%	212
San Jose Health & Rehabilitation		206	6	3%	212
Orchid Cove at Sarasota		210	1	0%	211
SUNRISE DIAGNOSTIC LABORATORY		158	53	25%	211
EDGEWOOD NURSING CENTER		204	7	3%	211
CORAL REEF NURSING & REHABILITATION CENTER		206	4	2%	210
FORT PIERCE HEALTH CARE		203	7	3%	210

COVID-19: testing by laboratory

Data through Feb 23, 2021 verified as of Feb 24, 2021 at 09:25 AM

Data in this report are provisional and subject to change.

The numbers in the table below represent the number of Florida and non-Florida residents for whom test results were received by the Department of Health. A person can be tested by more than one laboratory and can have both positive and negative results. **Therefore, the sum of the numbers in each column will be larger than the total number of people tested.**

Reporting lab	Inconclusive	Negative	Positive	Percent positive	Total
WELL-BEING MEDICAL CENTER PLLC		194	16	8%	210
ST MARK VILLAGE	1	203	5	2%	209
CONEY ISLAND HOSPITAL		202	7	3%	209
Taylor Care Center		204	5	2%	209
SURREY PLACE CARE CENTER		203	6	3%	209
THE PALACE NURSING AND REHABILITATION CENTER		209			209
SUPERIOR RESIDENCES OF PANAMA CITY BEACH		203	6	3%	209
HEALTH FIRST - HOLMES REGIONAL MEDICAL CENTER		32	177	85%	209
Whispering Oaks	11	175	23	11%	209
DOCTORS MEMORIAL FAMILY MEDICINE	2	142	64	31%	208
BAYVIEW CENTER		203	5	2%	208
NSPIRE HEALTHCARE LAUDERHILL		201	6	3%	207
NASSAU COUNTY JAIL		172	34	17%	206
PALM BEACH PEDIATRICS PA	2	178	26	13%	206
PALMS MEDICAL GROUP HIGH SPRINGS		174	32	16%	206
FULGENT GENETICS	2	165	39	19%	206
FLORIDA ATLANTIC UNIVERSITY STUDENT HEALTH		169	36	18%	205
ARDEN COURTS OF TAMPA	2	199	4	2%	205
AMELIA MEDICAL CARE		57	147	72%	204
MACCLENNY NURSING AND REHAB		186	18	9%	204
VETERANS AFFAIRS ORLANDO VA MEDICAL CENTER			203	100%	203
GLENRIDGE ON PALMER RANCH,THE		195	8	4%	203
MACTOWN, INC		201	2	1%	203
BROOKDALE OF SPRING HILL	9	192	2	1%	203
PATHGROUP LABS LLC		97	105	52%	202
Consulate Healthcare of West Palm Beach		186	16	8%	202
LCS SANDHILL COVE LLC DBA	6	189	7	3%	202
ADVENT HEALTH CENTRA CARE - APOPKA NORTH		172	30	15%	202
POLK COUNTY HEALTH DEPARTMENT		178	24	12%	202
SOLARIS SENIOR LIVING VERO BEACH		194	7	3%	201
Governors Creek Health and Rehabilitation	1	198	2	1%	201
Surrey Place Healthcare and Rehabilitation		199	2	1%	201
COLONY CLUB ALF,THE	1	187	13	6%	201
VAMC WEST PALM LAB		5	196	98%	201
Bayside Health and Rehabilitation		171	29	15%	200
HERITAGE HEALTHCARE AND REHABILITATION CENTER		195	5	3%	200
Nspire Health Care Kendall		189	10	5%	199
Concordia Village of Tampa AL		194	5	3%	199
CHEEK AND SCOTT DRUGS INC		160	39	20%	199
BORLAND GROOVER CLINIC	1	163	35	18%	199
BARTON HEALTH ALLIANCE		159	40	20%	199
ADVENT HEALTH - CARROLLWOOD	4	169	26	13%	199
LIFE CARE CENTER OF PORT ST. LUCIE		190	9	5%	199
LAUREL POINT CARE ACQUISITION LLC DBA SANDGATE GARDENS REHAB AND NURSI		171	27	14%	198
DEPARTMENT OF HEALTH & HUMAN SERVICES		198			198
SAMIR EBEID MD		177	21	11%	198

COVID-19: testing by laboratory

Data through Feb 23, 2021 verified as of Feb 24, 2021 at 09:25 AM

Data in this report are provisional and subject to change.

The numbers in the table below represent the number of Florida and non-Florida residents for whom test results were received by the Department of Health. A person can be tested by more than one laboratory and can have both positive and negative results. **Therefore, the sum of the numbers in each column will be larger than the total number of people tested.**

Reporting lab	Inconclusive	Negative	Positive	Percent positive	Total
PADDOCK RIDGE		195	3	2%	198
ADVENT HEALTH CENTRA CARE - DAYTONA BEACH		94	103	52%	197
ST ANTHONYS REHABILITATION HOSPITAL	9	185	2	1%	196
ABBIEJEAN RUSSELL CARE CENTER		195			195
INN AT ASTON GARDENS, THE		188	7	4%	195
CONSULATE HEALTH CARE OF MELBOURNE		191	4	2%	195
LAKE VIEW CARE CENTER AT DELRAY		189	6	3%	195
SARNO EXTENDED HOURS		124	69	36%	193
TARPON POINT NURSING AND REHABILITATION CENTER		190	3	2%	193
LUIS A GHIGLINO MD PA		185	7	4%	192
LAKEVIEW INTERNAL MEDICINE		137	55	29%	192
NO FLORIDA PEDIATRICS, PA		165	27	14%	192
ADVENT HEALTH - LAKE NONA		166	26	14%	192
Cross Terrace Rehabilitation		189	2	1%	191
HEALTH LINK DIAGNOSTIC LABORATORIES		182	9	5%	191
FLORIDA HEALTH CARE PLAN INC		2	189	99%	191
MATHISON RETIREMENT COMMUNITY, INC	1	181	8	4%	190
NEO GENOMICS - FORT MYERS	1	183	6	3%	190
CYPRESS POINT LIVING, LLC		175	15	8%	190
SOUTHLAND SUITES OF ORMOND BEACH	4	185			189
CORAL GABLES NURSING & REHABILITATION CENTER		179	10	5%	189
PONTE VEDRA GARDENS		188	1	1%	189
OCEAN REEF MEDICAL CENTER		150	38	20%	188
FINLAY CLINICAL LABORATORY INC		36	152	81%	188
EVENT MED SERVICES LABORATORY		185	3	2%	188
Flagler Health and Rehabilitation		185	3	2%	188
WOMEN'S CARE FLORIDA LABORATORY		183	5	3%	188
ADVENT HEALTH - TIMBERRIDGE ER		159	28	15%	187
PLANTATION NURSING & REHAB CENTER		187			187
BOCA RATON REHABILITATION CENTER	4	180	3	2%	187
PALM HARBOR FAMILY PRACTICE & WALK-IN		140	46	25%	186
ANGELS DIAGNOSTIC GROUP		147	39	21%	186
ANTHEM LAKES LLC		151	35	19%	186
WATERMARK LAKE POINTE WOODS LLC		167	18	10%	185
DOS OF NORTH SHORES NURSING & REHAB CENTER		185			185
NIGHT LITE PEDIATRICS WINTER GARDEN		144	41	22%	185
VIERA MANOR ASSISTED LIVING RESIDENCE		178	7	4%	185
ADVENT		172	13	7%	185
GRACE PEDIATRICS		155	30	16%	185
CITY OF PORT SAINT LUCIE		173	12	6%	185
MORSE LIFE MEMORY CARE RESIDENCE		176	9	5%	185
ST. JAMES BAY HEALTH AND REHABILITATION CENTER		183	1	1%	184
OAKBROOK HEALTH AND REHABILITATION CENTER	1	169	14	8%	184
GEORGIA DEPARTMENT OF PUBLIC HEALTH	1	5	178	97%	184
POMPANO REHABILITATION AND NURSING CTR		184			184
220 GOLDEN, LLC	1	166	16	9%	183

COVID-19: testing by laboratory

Data through Feb 23, 2021 verified as of Feb 24, 2021 at 09:25 AM

Data in this report are provisional and subject to change.

The numbers in the table below represent the number of Florida and non-Florida residents for whom test results were received by the Department of Health. A person can be tested by more than one laboratory and can have both positive and negative results. **Therefore, the sum of the numbers in each column will be larger than the total number of people tested.**

Reporting lab	Inconclusive	Negative	Positive	Percent positive	Total
VI AT BENTLEY VILLAGE HOME CARE		182	1	1%	183
ARTHREX MEDICAL CENTER	1	83	99	54%	183
ADVENT HEALTH CENTRA CARE - WESLEY CHAPEL		13	170	93%	183
BAPTIST HEALTH PRIMARY CARE	1	134	47	26%	182
Sunnyside Nursing Home		179	3	2%	182
AMA MEDICAL GROUP LLC		153	29	16%	182
NADAL PEDIATRICS - VICTORIA STREET (3385)		153	28	15%	181
The Waterford		179	2	1%	181
UNIVERSITY OF MIAMI		54	127	70%	181
SANDY PINES	2	161	18	10%	181
CANTERFIELD OF CLAY COUNTY		143	38	21%	181
Consulate Health Care of St. Petersburg		179	1	1%	180
PATRIOT MEDICAL LABORATORIES		172	8	4%	180
STERLING HOUSE OF PUNTA GORDA		178	1	1%	179
ZON BEACHSIDE LLC		142	37	21%	179
MEDICAL CONSULTANTS OF FLORIDA LLC	1	145	33	18%	179
HOLISTIC PEDIATRICS GROUP LLC		157	21	12%	178
ADVENT HEALTH - WESTCHASE ER		150	28	16%	178
MARTIN ACQUISITION 1 LLC DBA		165	13	7%	178
ADVENT HEALTH CENTRA CARE - CARROLLWOOD		5	172	97%	177
YOUR FAMILY WALK-IN CLINIC		13	164	93%	177
Heritage Park Rehabilitation & Healthcare		159	18	10%	177
TUSCAN GARDENS OF PALM COAST		172	5	3%	177
SUNCOAST URGENT CARE		131	45	26%	176
DISCOVERY VILLAGE AT NAPLES		159	17	10%	176
CHILDREN MED CARE INC		148	28	16%	176
Emory L Bennett State Veterans Nursing Home		173	3	2%	176
ARDEN COURTS OF SEMINOLE		136	40	23%	176
HOSPITAL FOR SPECIAL SURGERY		173	3	2%	176
BARKLEY PLACE	1	171	4	2%	176
ORLANDO HEALTH EMERGENCY DEPARTMENT		163	12	7%	175
LEESBURG PEDIATRICS		159	16	9%	175
ST PETERSBURG PEDIATRICS-EAST BAY	1	144	29	17%	174
ASTON GARDENS AT PELICAN MARSH		169	5	3%	174
The Inn at Sarasota Bay Club		172	2	1%	174
ADVANCED MEDICAL GROUP		1	172	99%	173
GUEST HOUSE OCALA, THE		168	5	3%	173
BROOKDALE ORANGE PARK		171	1	1%	172
LAB CORP	1	96	75	44%	172
PRIMECARE OF DOTHAN		119	53	31%	172
ALL SEASONS NAPLES LLC		167	5	3%	172
JACKSONVILLE NURSING AND REHAB CENTER		166	6	3%	172
BROOKDALE FORT MYERS THE COLONY		167	4	2%	171
US MEDICAL CARE, INC		154	17	10%	171
CANTERFIELD OF OCALA, LLC		159	11	6%	170
ROSECASTLE OF CITRUS		140	30	18%	170

COVID-19: testing by laboratory

Data through Feb 23, 2021 verified as of Feb 24, 2021 at 09:25 AM

Data in this report are provisional and subject to change.

The numbers in the table below represent the number of Florida and non-Florida residents for whom test results were received by the Department of Health. A person can be tested by more than one laboratory and can have both positive and negative results. **Therefore, the sum of the numbers in each column will be larger than the total number of people tested.**

Reporting lab	Inconclusive	Negative	Positive	Percent positive	Total
BAY VUE NURSING AND REHABILITATION CENTER		160	10	6%	170
GOOD SAMARITAN SOCIETY OF DELAND		159	11	6%	170
FLAGLER COUNTY DETENTION CENTER		162	8	5%	170
ALLSOUTH URGENT CARE		6	163	96%	169
Life Care Center of Orlando		164	5	3%	169
ARDEN COURTS OF LARGO FL, LLC		149	20	12%	169
KENILWORTH CARE & REHABILITATION CENTER		159	10	6%	169
PANAMA CITY DEVELOPMENTAL CENTER		168			168
MIRACLE HILL NURSING & REHABILITATION CENTER INC		163	5	3%	168
ADVENT HEALTH CENTRA CARE - TEMPLE TERRACE	1	103	63	38%	167
DAIRY ROAD URGENT CARE	2	71	94	56%	167
CONCORD LIFE SCIENCES LLC	1	149	17	10%	167
URGENT CARE OF THE PALM BEACHES, NORTH PALM BEACH			167	100%	167
RITECARE MEDICAL CENTER		106	60	36%	166
BENDERSON FAMILY SKILLED NURSING AND		149	17	10%	166
FIRST CHOICE PEDIATRICS SEMORAN		80	86	52%	166
AFTER HOURS PEDIATRICS INC	1	1	163	99%	165
GENE BY GENE		61	104	63%	165
THE ARLINGTON OF NAPLES INC.		162	3	2%	165
ADVENTHEALTH EXPRESS CARE AT WESLEY CH		147	17	10%	164
NEW YORK CITY DEPARTMENT OF HEALTH & MENTAL		131	33	20%	164
CENTRAL FLORIDA HEALTHCARE GROUP LLC		143	21	13%	164
EXOSOME DIAGNOSTICS	1	145	18	11%	164
TRI COUNTY NURSING HOME		162	1	1%	163
SOUTHERN LABORATORY SERVICES OF NWF		136	27	17%	163
TUSCAN GARDENS OF VENETIA MANAGEMENT COMPANY		150	13	8%	163
BRADENTON HEALTH CARE		163			163
OSPREY VILLAGE AT AMELIA ISLAND LTD		155	8	5%	163
MEADOWCREST FAMILY PHYSICIANS		97	66	40%	163
SOUTH BALDWIN REGIONAL MEDICAL CENTER		152	11	7%	163
NORTH FLORIDA INTERNAL MEDICINE PA		129	33	20%	162
PRECISION GENETICS, INC		156	6	4%	162
SUWANNEE VALLEY NURSING CENTER		147	14	9%	161
WOODBIDGE FACILITY INC		156	5	3%	161
CAYUGA MEDICAL CENTER AT ITHACA		156	5	3%	161
SOMERBY LAKE NONA		154	7	4%	161
KEYSTONE REHAB		160			160
HOSPICE OF ST FRANCIS INC		154	6	4%	160
BRIGHTON EGGERT PHARMACY INC		155	5	3%	160
BROOKDALE PENSACOLA		159	1	1%	160
GREENBRIAR REHABILITATION AND NURSING CENTER	1	159			160
GLADES HEALTH CARE CENTER		157	3	2%	160
ROSECASTLE OF ZEPHRHILLS		156	3	2%	159
ARCADIA HEALTH AND REHABILITATION CENTER		100	59	37%	159
CITRUS HEALTH AND REHAB		128	31	19%	159
PATHWAY PHARMACY		126	32	20%	158

COVID-19: testing by laboratory

Data through Feb 23, 2021 verified as of Feb 24, 2021 at 09:25 AM

Data in this report are provisional and subject to change.

The numbers in the table below represent the number of Florida and non-Florida residents for whom test results were received by the Department of Health. A person can be tested by more than one laboratory and can have both positive and negative results. **Therefore, the sum of the numbers in each column will be larger than the total number of people tested.**

Reporting lab	Inconclusive	Negative	Positive	Percent positive	Total
IMA MEDICAL GROUP		99	59	37%	158
BEACON AT GULF BREEZE, THE	2	149	7	4%	158
WUESTHOFF REF LABORATORY			158	100%	158
QUICK CARE MED LLC	1	121	35	22%	157
MID FLORIDA PATHOLOGY LLC MOBILE UNIT #4		107	50	32%	157
WESLEY HAVEN VILLA	1	122	34	22%	157
HAWKINS FAMILY MEDICINE LLC	1	110	46	29%	157
WORKPLACE SCREENING INTELLIGENCE			157	100%	157
CSL PLASMA		31	125	80%	156
HIGHLANDS URGENT CARE			156	100%	156
TIMBERRIDGE NURSING HOME & REHAB		123	33	21%	156
Englewood Healthcare and Rehab		141	15	10%	156
COCOA BEACH/ADVENT CENTRA		41	114	74%	155
EDWARD J HEALEY REHAB & NURSING CENTER		155			155
PRUITT HEALTH		153	2	1%	155
DIAMOND RIDGE		147	7	5%	154
BAY EDUCATORS WELLNESS CENTER		100	54	35%	154
SPRINGS AT LAKE POINTE WOODS		152	2	1%	154
MIAMI VA HEALTHCARE SYSTEM			154	100%	154
FAWCETT MEMORIAL HOSPITAL-LAB		39	115	75%	154
PALMETTTO FACILITY INC	1	153			154
DOCTORS MEMORIAL FAMILY PRACTICE	2	118	33	22%	153
HIALEAH SHORES NURSING AND REHAB CENTER		145	8	5%	153
MOBILE INFIRMARY MED CENTER PATH LAB		138	15	10%	153
BRADEN RIVER REHABILITATION CENTER LLC		152			152
PHYSICIANS REGIONAL MEDICAL CENTER - PINE RIDGE		19	133	88%	152
ALTAMONTE MD			152	100%	152
FARAH MEDICAL		142	10	7%	152
LAKEVIEW TERRACE RETIREMENT COMMUNITY		134	17	11%	151
KINDRED HOSPITAL THE PALM BEACHES		146	5	3%	151
POINTE, THE		122	28	19%	150
COASTAL INTERNAL MEDICINE		113	37	25%	150
PEDIATRICS OF GREATER ORLANDO		129	21	14%	150
The Crossroads		149	1	1%	150
LABORATORY OF FLORIDA		97	53	35%	150
PRECISION HEALTH RESOURCES, LLC	1	133	15	10%	149
PEDIATRIC SPECIALISTS MEDICAL GROUP	1	137	11	7%	149
GULF COAST MEDICAL CENTER		145	4	3%	149
MIDWAY PRIMARY CARE, LLC	11	79	58	39%	148
SEAGRASS VILLAGE FLEMING ISLAND		110	37	25%	147
REFUAH HEALTH CENTER LABORATORY		140	7	5%	147
JUPITER MEDICAL CENTER URGENT CARE - STUART		108	39	27%	147
GOLD CHOICE SENIOR COMMUNITIES		107	40	27%	147
SUMMERFIELD EMERGENCY ROOM		110	36	25%	146
CORE BIO LABS		76	70	48%	146
SUNNY HILLS ALF OF SEBRING INC		135	11	8%	146

COVID-19: testing by laboratory

Data through Feb 23, 2021 verified as of Feb 24, 2021 at 09:25 AM

Data in this report are provisional and subject to change.

The numbers in the table below represent the number of Florida and non-Florida residents for whom test results were received by the Department of Health. A person can be tested by more than one laboratory and can have both positive and negative results. **Therefore, the sum of the numbers in each column will be larger than the total number of people tested.**

Reporting lab	Inconclusive	Negative	Positive	Percent positive	Total
PBC FIREFIGHTER BENEFIT FUND WELLNESS CENTER		115	31	21%	146
HIGHLANDS LAKE CENTER		142	4	3%	146
MEDICATION ROOMS-CSU/CI NURSE STATION	1	134	11	8%	146
KRYSTAL BAY NURSING AND REHABILITATION		142	4	3%	146
BROOKDALE CAPE CORAL		145			145
REGENCY CARE OF BLOUNTSTOWN LLC		135	10	7%	145
ARDEN COURTS OF DELRAY BEACH FL LLC	3	133	9	6%	145
ANCHOR CARE AND REHABILITATION CENTER		144	1	1%	145
HUNT CLUB PEDIATRIC ASSOCIATES PA		89	56	39%	145
PHYSICIAN PARTNERS PERRY		83	62	43%	145
PROVIDENCE HOSPITAL LABORATORY		137	8	6%	145
PALM BEACH COUNTY HEALTH DEPT LAB	4	134	6	4%	144
NCRNC INC		140	4	3%	144
WALGREENS 6221		127	17	12%	144
WRIGHTS HEALTH CARE AND REHABILITATION CENTER		114	30	21%	144
JACKSONVILLE UNIVERSITY	1	132	11	8%	144
CRYSTAL RIVER HEALTH & REHAB		144			144
JEFFERY WEINZWEIG		2	141	99%	143
Quail Run Health Care Center		143			143
DOLPHIN POINTE HEALTH CARE LLC		125	18	13%	143
SIGNATURE HEALTHCARE OF ORANGE PARK		140	3	2%	143
VIPEDIATRICS PLLC		131	12	8%	143
MILLENNIUM LAB SERVICES			143	100%	143
ADVENTHEALTH CENTRA CARE PONCIANA	1	81	61	43%	143
VILLAGE PEDIATRICS LLC		118	25	17%	143
JUPITER MEDICAL CENTER URGENT CENTER		110	32	23%	142
AZALEA TRACE PHYSICIAN SERVICES		141	1	1%	142
VENICE REGIONAL BAYFRONT HEALTH (PULMONARY)		126	16	11%	142
NO FLORIDA PEDIATRICS, PA - BRADFORD		114	27	19%	141
NOVARI CARE LLC		97	44	31%	141
FHMG-FLORIDA HOSPITAL MEDICAL GROUP		119	22	16%	141
UNIVERSITY OF CENTRAL FLORIDA HEALTH SERVICES		141			141
CROSSWINDS HEALTH AND REHABILITATION CENTER	1	138	2	1%	141
PORT ST LUCIE REHABILITATION AND HEALTHCARE		98	43	30%	141
OAKS OF KISSIMMEE HEALTH AND REHABILITATION CENTER		138	3	2%	141
UNITED CLINICAL LABORATORIES		132	9	6%	141
FLORIDA DEPARTMENT OF HEALTH IN TAYLOR COUNTY	1	100	40	28%	141
ELLENTON PEDIATRICS PA		129	11	8%	140
FORT WALTON REHABILITATION CENTER		103	37	26%	140
SONATA COCONUT CREEK	2	114	24	17%	140
COLLIER URGENT CARE CENTERS CREEKSIDE		130	10	7%	140
GRAVITY DIAGNOSTICS, LLC		36	104	74%	140
WEDGEWOOD HEALTHCARE CENTER		92	48	34%	140
LABCORP BURLINGTON		109	31	22%	140
ALL FLORIDA FAMILY AND SPORTS MEDICINE		120	19	14%	139
PALM BEACH COUNTY FIREFIGHTERS HEALTH CLINIC, LLC		111	28	20%	139

COVID-19: testing by laboratory

Data through Feb 23, 2021 verified as of Feb 24, 2021 at 09:25 AM

Data in this report are provisional and subject to change.

The numbers in the table below represent the number of Florida and non-Florida residents for whom test results were received by the Department of Health. A person can be tested by more than one laboratory and can have both positive and negative results. **Therefore, the sum of the numbers in each column will be larger than the total number of people tested.**

Reporting lab	Inconclusive	Negative	Positive	Percent positive	Total
SUNY UPSTATE MEDICAL UNIVERSITY		132	7	5%	139
NAVARRE GARDENS LLC		114	25	18%	139
JUNO DERMATOLOGY LLC		126	13	9%	139
FAMILY EXTENDED CARE OF CENTRAL TAMPA		121	18	13%	139
Gulf Coast Healthcare (Longwood Health and Rehab		118	21	15%	139
AMERICAN PATHOLOGY PARTNERS		136	2	1%	138
LabCorp L#09258090 M#09258105		74	64	46%	138
Hampton Court Nursing and Rehabilitation Center		136	2	1%	138
STERLING HOUSE OF WINTER HAVEN		135	3	2%	138
MILLENNIUM PHYSICIAN GROUP LLC		117	20	15%	137
ADVENT HEALTH CENTRA CARE - DELAND		28	109	80%	137
ADVENT HEALTH CENTRA CARE - CITRUS PARK		9	128	93%	137
DESOTO PALMS ALF		132	5	4%	137
MANOR AT BLUEWATER BAY		131	6	4%	137
DAYSRING VILLAGE		115	22	16%	137
PPC-LAB EDI ORCHARD BI		129	8	6%	137
Kindred Hospital South Florida Hollywood SNU		130	7	5%	137
CLARE BRIDGE OF CAPE CORAL	1	135			136
SONATA DELRAY BEACH		125	11	8%	136
CHARTER SENIOR LIVING OF PANAMA CITY BEACH		115	21	15%	136
CRANE CENTER		105	31	23%	136
VILLAGE PLACE NH LLC		112	24	18%	136
ADVENTHEALTH HOSPICE CARE CENTRAL FLORIDA		133	2	1%	135
QUEENS HOSPITAL CENTER	1	126	8	6%	135
SEAVIEW NURSING AND REHABILITATION CENTER		134	1	1%	135
LORI MCAULIFFE MD PA		115	20	15%	135
IRL MARKET LAB ALACHUA		104	31	23%	135
NURSING PLUS OF BROWARD LLC		120	15	11%	135
LONGWOOD HEALTH AND REHABILITATION CENTER		124	11	8%	135
ADVENT HEALTH CENTRA CARE - ORANGE CITY	1	53	81	60%	135
PEDIATRIC CARE CENTER		135			135
CARE CENTERS OF NASSAU		131	3	2%	134
RDV SPORTSPLEX PEDIATRICS		113	21	16%	134
MED COMP SCIENCES		1	133	99%	134
JACKSON COUNTY HEALTH DEPARTMENT		95	39	29%	134
WHITE WILSON MEDICAL CENTER IMMEDIATE CARE		31	103	77%	134
MV MEDICAL PRACTICE DBA PRIMARY URGENT CARE		127	7	5%	134
DOCTOR'S IN HOUSE LABORATORY		18	116	87%	134
ADVANCED MEDICAL CENTER		86	48	36%	134
REGENCY PARK		116	18	13%	134
NAPHCARE, INC AT MANATEE COUNTY JAIL		109	25	19%	134
LAKE REGIONAL URGENT CARE		9	124	93%	133
Nemours Children's Urgent Care		80	53	40%	133
STEWART MEDICAL GROUP		34	99	74%	133
DB MD		118	15	11%	133
ST VINCENT'S AMBULATORY CARE INC DBA	2	112	18	14%	132

COVID-19: testing by laboratory

Data through Feb 23, 2021 verified as of Feb 24, 2021 at 09:25 AM

Data in this report are provisional and subject to change.

The numbers in the table below represent the number of Florida and non-Florida residents for whom test results were received by the Department of Health. A person can be tested by more than one laboratory and can have both positive and negative results. **Therefore, the sum of the numbers in each column will be larger than the total number of people tested.**

Reporting lab	Inconclusive	Negative	Positive	Percent positive	Total
GRAVITY DIAGNOSTICS		45	87	66%	132
THE REHABILITATION CENTER OF LAKE CITY		127	5	4%	132
CITRUS MEMORIAL HOSPITAL			131	100%	131
VILLA MARIA WEST SKILLED NURSING FACILITY		124	7	5%	131
THE WELLNESS CENTER AT LAKEWOOD RANCH		43	88	67%	131
INTEGRATED REGIONAL LABORATORIES		119	12	9%	131
CENTRACARE		17	113	87%	130
WEST COAST FAMILY MEDICAL CARE		100	30	23%	130
CARENOW LAKE MARY			130	100%	130
SOUTH CAMPUS FACILITY INC		122	7	5%	129
TRI-COUNTY NURSING HOME		117	12	9%	129
BMHSI-AEL MICROBIOLOGY LABORATORY	2	102	25	19%	129
CARENOW URGENT CARE - LAKE MARY			129	100%	129
PARTICLE THEORY LABS		119	9	7%	128
FINNISH AMERICAN REST HOME-ALF		126	2	2%	128
LIFE CARE CENTER OF ALTAMONTE SPRINGS		102	26	20%	128
CLEARWATER STATMED QUICK QUALITY CLINICS		38	90	70%	128
STATMED OCALA	1	93	34	27%	128
GESSLER CLINIC PA		98	29	23%	127
AMERICAN FAMILY MEDICAL LLC		88	39	31%	127
Shoal Creek Rehabilitation Center		85	42	33%	127
MAINSTREAM DIAGNOSTIC LABORATORY LLC		109	18	14%	127
FOUNTAINS OF HOPE LLC, THE		126	1	1%	127
HARBORCHASE OF VERO BEACH	1	111	15	12%	127
PROVISTA DIAGNOSTICS, INC		123	3	2%	126
AMERICAN HOUSE-BONITA SPRINGS		125	1	1%	126
QUICK CARE MED PL CR		80	46	37%	126
DAYSRING SENIOR LIVING LLC		124	2	2%	126
WILLOW BROOKE COURT AT AZALEA TRACE		126			126
Lakeside Nursing and Rehabilitation Center	1	100	25	20%	126
ST AUGUSTINE HEALTH & REHAB CENTER		125	1	1%	126
HILLSBOROUGH COUNTY DEVELOPMENTAL CTR	1	117	8	6%	126
WINDSOR OF LAKEWOOD RANCH,THE		123	2	2%	125
MANOR CARE OF PALM HARBOR		123	1	1%	124
THE CLUB AND REHABILITATION CENTER		123	1	1%	124
ARDEN COURTS OF FORT MYERS		121	3	2%	124
VENICE REGIONAL MEDICAL CENTER BAYFRONT HEALTH		53	71	57%	124
KINDRED HOSPITAL-BAY AREA-ST PETERSBURG LAB	1	117	6	5%	124
ARBOR GLEN AT ARBOR TRACE	2	113	9	7%	124
TGH URGENT CARE - SEMINOLE			123	100%	123
ISLAND HEALTH AND REHABILITATION CENTER		122	1	1%	123
NORTH FL SOUTH GA HCS-MALCOM RANDALL VAMC			123	100%	123
The Crossings		121	2	2%	123
TUSCAN ISLE CHAMPIONSGATE OP CO LLC		121	2	2%	123
STAR CARE		105	18	15%	123
METROPOLITAN HOSPITAL CENTER		118	5	4%	123

COVID-19: testing by laboratory

Data through Feb 23, 2021 verified as of Feb 24, 2021 at 09:25 AM

Data in this report are provisional and subject to change.

The numbers in the table below represent the number of Florida and non-Florida residents for whom test results were received by the Department of Health. A person can be tested by more than one laboratory and can have both positive and negative results. **Therefore, the sum of the numbers in each column will be larger than the total number of people tested.**

Reporting lab	Inconclusive	Negative	Positive	Percent positive	Total
FLORIDA HEALTH CARE PLANS INC		1	122	99%	123
PROMPT CARE OF CENTRAL FLORIDA			122	100%	122
CLINICA HISPANA		1	121	99%	122
THREE OAKS PHARMACY INC		109	13	11%	122
ADVENT HEALTH CENTRA CARE - BRANDON		31	91	75%	122
ALLCARE MEDICAL CENTERS PC		100	22	18%	122
COQUINA CENTER		119	3	2%	122
FAWCETT MEMORIAL HOSPITAL LABORATORY			121	100%	121
URGENT CARE TCMA			121	100%	121
SEA PINES REHABILITATION HOSPITAL		120	1	1%	121
PARKVIEW HEALTH		121			121
FLORIDA DEPARTMENT OF HEALTH IN LAKE COUNTY	1	78	42	35%	121
IQBAL A FARUQUI MD		88	32	27%	120
VIERA DEL MAR HEALTH AND REHABILITATION CENTER		116	4	3%	120
BROOKDALE JENSEN BEACH		117	3	3%	120
MEYER PEDIATRICS		107	13	11%	120
The Ponce Therapy Care Center		116	4	3%	120
RESEARCH CENTERS OF AMERICA, LLC		97	22	18%	119
PALMS FACILITY INC		104	15	13%	119
BOSTON RED SOX CLUB LP		117	2	2%	119
MATHISON RETIREMENT COMMUNITY		114	5	4%	119
WILLOWBROOKE COURT AT ST ANDREWS ESTATES		114	5	4%	119
SONNIS PEDIATRICS PA		107	12	10%	119
ISLAND URGENT CARE PLLC DBA AFC URGENT CARE		118	1	1%	119
SH HERON EAST LLC		103	15	13%	118
RDX BIOSCIENCE		60	58	49%	118
HEALTHPOINT MED GRP OF THE EMERALD COAST LLC		90	28	24%	118
PSL NAPLES BH OPERATIONS, LLC		118			118
MINUTECLINIC DIAGNOSTIC OF RHODE ISLAND, LLC #729		114	4	3%	118
COASTAL HEALTH AND REHAB		110	8	7%	118
SPRING HAVEN RETIREMENT	1	116			117
Avante at Melbourne		116	1	1%	117
NEIGHBORHOOD MEDICAL CENTER		112	5	4%	117
BELVEDERE COMMONS OF FORT WALTON BEACH		107	10	9%	117
CITRUS MEMORIAL HEALTH SYSTEM LAB		2	115	98%	117
CHERRY OAK PALM BEACH COUNTY		111	6	5%	117
WINDERMERE MEDICAL CENTER		112	4	3%	116
PANAMA PHARMACY	3	96	17	15%	116
LEE COUNTY SCHOOL DISTRICT	1	108	7	6%	116
SUNFLOWER SPRINGS ASSISTED LIVING		105	10	9%	115
HOBDAIRI FAMILY HEALTH LLC		80	35	30%	115
WALTON PLACE		115			115
DIAGNOSTIC LABORATORY OF OKLAHOMA		92	23	20%	115
TIFFANY HALL NURSING AND REHAB CENTER		106	9	8%	115
QUALITY URGENT CARE AND WELLNESS PL	3	81	31	27%	115
BROOKDALE COLONIAL PARK	2	112	1	1%	115

COVID-19: testing by laboratory

Data through Feb 23, 2021 verified as of Feb 24, 2021 at 09:25 AM

Data in this report are provisional and subject to change.

The numbers in the table below represent the number of Florida and non-Florida residents for whom test results were received by the Department of Health. A person can be tested by more than one laboratory and can have both positive and negative results. **Therefore, the sum of the numbers in each column will be larger than the total number of people tested.**

Reporting lab	Inconclusive	Negative	Positive	Percent positive	Total
GEORGE SAFRAN MD PC		104	11	10%	115
CABANA AT JENSEN DUNES, THE		110	4	4%	114
BROWARD HEALTH CORAL SPRINGS EPIDEMIOLOGY DEPT		1	113	99%	114
EAST NEW YORK DIAGNOSTIC AND TREATMENT		108	6	5%	114
ELAN BUENA VISTA		97	17	15%	114
ADVENTHEALTH MEDICAL GROUP FAMILY MEDICINE AT		88	25	22%	113
D PEDIATRICS		98	15	13%	113
TREASURE COAST MEDICAL ASSOCIATES		4	109	96%	113
MCW MENTAL HEALTH LLC		111	2	2%	113
NORTH BEACH REHABILITATION CENTER		111	2	2%	113
West Melbourne Health and Rehabilitation Center		112	1	1%	113
Courtyards of Orlando Care Center		101	12	11%	113
WILLISTON PEDIATRICS PA		91	22	19%	113
SACRED HEART HEALTH SYSTEM INC		88	25	22%	113
RIVERSIDE RECOVERY OF TAMPA		111	1	1%	112
Sandy Ridge Center for Rehabilitation and Healing		91	21	19%	112
ALLIED HEALTH FORT PIERCE		112			112
NADAL PEDIATRICS		86	26	23%	112
PROFESSIONAL URGENT CARE SERVICES		79	32	29%	111
ARBOR TERRACE ORTEGA LLC	2	107	2	2%	111
A PLUS PEDIATRICS		96	15	14%	111
PHYSICIANS REGIONAL CLINIC		82	29	26%	111
CLEVELAND CLINIC FOUNDATION		12	99	89%	111
WESTWOOD NURSING & REHAB		77	34	31%	111
JEFFERSON COUNTY HEALTH DEPARTMENT-MONTICELLO		80	31	28%	111
THE COURTYARD ASSISTED LIVING		106	4	4%	110
MONTEFIORE MEDICAL CENTER LABORATORIES - MOSES		100	10	9%	110
LAKE HOUSE ASSISTED LIVING		93	17	15%	110
BENTON HOUSE AT OAKLEAF		80	30	27%	110
VITAS HEALTHCARE CORPORATION OF FLORIDA		107	3	3%	110
SMILEY MEDICAL GROUP		80	29	27%	109
TRADITION MEDICAL CENTER LABORATORY		48	61	56%	109
CCS - PAUL REIN DETENTION FACILITY		81	28	26%	109
TGH URGENT CARE - TYRONE		2	107	98%	109
GULFCOAST PEDIATRICS		101	8	7%	109
MG PORT CHARLOTTE II SUBTENANT LLC		98	11	10%	109
PINELLAS COUNTY JAIL			109	100%	109
EMBRY RIDDLE AERONAUTICAL UNIVERSITY HEALTH SERVICES		1	107	99%	108
UNIVERSITY MEDICAL CENTER SUITES		95	13	12%	108
Mt Sinai Aventura			108	100%	108
EVANS HEALTH CARE		106	2	2%	108
KINDRED HOSPITAL MELBOURNE	1	102	4	4%	107
NAVY HOSPITAL			107	100%	107
BAY VIEW HEALTHCARE		85	22	21%	107
GRAND OAKS HEALTH & REHABILITATION		106	1	1%	107
CLERMONT URGENT CARE			107	100%	107

COVID-19: testing by laboratory

Data through Feb 23, 2021 verified as of Feb 24, 2021 at 09:25 AM

Data in this report are provisional and subject to change.

The numbers in the table below represent the number of Florida and non-Florida residents for whom test results were received by the Department of Health. A person can be tested by more than one laboratory and can have both positive and negative results. **Therefore, the sum of the numbers in each column will be larger than the total number of people tested.**

Reporting lab	Inconclusive	Negative	Positive	Percent positive	Total
L&S SENIOR CARE DBA ARCADIA OAKS	4	102	1	1%	107
MEASE COUNTRYSIDE HOSPITAL		1	106	99%	107
NORTH FLORIDA EVALUATION AND TREATMENT CENTER	2	99	5	5%	106
BIODESIX, INC.		79	27	25%	106
HEART OF FLORIDA REGIONAL MED CTR		35	71	67%	106
MD 365 MEDICAL CARE		105	1	1%	106
ELMCROFT OF BELLA VITA		98	8	8%	106
MINUTECLINIC LLC #4987		92	14	13%	106
PINELLAS CARE CENTER		76	29	28%	105
MEDICAL CONSULTANTS OF FLORIDA DBA	1	90	14	13%	105
PICH KTM CORP DBA MEDTOWN PHARMACY		89	16	15%	105
SOLARIS SENIOR LIVING OF MERRITT ISLAND		102	3	3%	105
VISTA MANOR		92	12	12%	104
WALGREENS 4915		93	11	11%	104
CAREATC CITY OF TAMPA		83	21	20%	104
Summit Medical Group		95	9	9%	104
ADVENT HEALTH - PALM HARBOR ER		77	27	26%	104
GRANDE, THE	2	98	4	4%	104
MACKOUL PEDIATRICS FORT MYERS		87	16	16%	103
PREDICTIVE LABORATORIES, INC	1	90	12	12%	103
North Lake Care Center		102	1	1%	103
UNIVERSITY HEALTH SYSTEM INC		93	10	10%	103
HOSPICE OF THE TREASURE COAST		100	3	3%	103
Oakhurst Center		96	7	7%	103
WELLOW URGENT CARE PC		102			102
MAGNOLIA MEDICAL CLINIC		11	91	89%	102
JPR URGENT MEDICAL CARE		100	2	2%	102
ALL MY KIDS PEDIATRICS INC		75	27	26%	102
LATE HOURS URGENT CARE		58	44	43%	102
PEDIATRIC ASSOCIATES AT ARGYLE PA		96	6	6%	102
FLAGLER COLLEGE HEALTH SERVICES		74	28	27%	102
AMERICAN HOUSE COCONUT POINT		89	13	13%	102
SOUTH BALDWIN MEDICAL CENTER GULF SHORES		81	21	21%	102
BROOKDALE VERO BEACH SOUTH AL		101			101
HOSPICE OF THE EMERALD COAST INC - PANAMA CITY	2	92	7	7%	101
KINDRED HOSPITAL SOUTH FLORIDA		99	2	2%	101
FAMILY MEDICAL CARE OF PALM BEACH		41	60	59%	101
ARIZONA DEPARTMENT OF HEALTH SERVICES		5	96	95%	101
APLS SERVICES LLC D/B/A CLEAR DIAGNOSTICS	10	91			101
DIATHERIX LABORATORIES		60	41	41%	101
CLEAR MOLECULAR	2	97	2	2%	101
Consulate Health Care of Port Charlotte		98	2	2%	100
DOUGLAS T JACOBSON STATE VETERANS HOME		100			100
MY CLINICAL LAB INC		17	83	83%	100
SUNLIFE PHARMACY		95	5	5%	100
Centre Pointe Health and Rehabilitation Center		89	11	11%	100

COVID-19: testing by laboratory

Data through Feb 23, 2021 verified as of Feb 24, 2021 at 09:25 AM

Data in this report are provisional and subject to change.

The numbers in the table below represent the number of Florida and non-Florida residents for whom test results were received by the Department of Health. A person can be tested by more than one laboratory and can have both positive and negative results. **Therefore, the sum of the numbers in each column will be larger than the total number of people tested.**

Reporting lab	Inconclusive	Negative	Positive	Percent positive	Total
VIERA HOSPITAL			99	100%	99
WHITE PLAINS HOSPITAL CENTER LAB		95	4	4%	99
CENTRAL FLORIDA HEALTH CARE		47	52	53%	99
BARTRAM CROSSING		99			99
KINDRED HOSPITAL - SOUTH FLORIDA		96	3	3%	99
GLOBAL CENTRAL LABS AT PPD	2	88	9	9%	99
ISLAND DOCTORS		12	86	88%	98
Cross Landings Health and Rehabilitation		97	1	1%	98
LANDMARK, THE		48	50	51%	98
ROHR HOME		95	3	3%	98
FHMG LAKE MARY PEDS		84	14	14%	98
FLORIDA COMMUNITY HEALTH CENTERS INC			98	100%	98
VILLAS OF HOLLY BROOK - BRADENTON 14TH		98			98
FLORIDA MEDICAL CLINIC LLC		55	43	44%	98
CHARLES CROFT MD	1	96	1	1%	98
URINEGOODHANDS LLC		96	2	2%	98
ST MARK ASSISTED LIVING CENTER	1	85	12	12%	98
HIGHLANDS MEDICAL CENTER		95	3	3%	98
SEMINOLE COUNTY HEALTH DEPARTMENT		79	19	19%	98
PLAZA OF HALLANDALE BEACH		98			98
WESTCHESTER MEDICAL CENTER		95	3	3%	98
SEMINOLE SPORTS AND FAMILY MEDICINE		87	11	11%	98
SANIBEL INTERNAL MEDICINE, LLC		94	3	3%	97
HEALTH CENTERS AT BRENTWOOD		96	1	1%	97
ARBOR TRAIL		77	20	21%	97
J FRANK AVEY MD		77	20	21%	97
RIDGEWOOD DIAGNOSTIC LABORATORY		92	5	5%	97
MACADAMS HOME HEALTH AGENCY		95	1	1%	96
HEARTLAND PHARMACY LAKE PLACID, INC		71	25	26%	96
CCS - BROWARD COUNTY JAIL		90	6	6%	96
MARKET STREET VIERA		95	1	1%	96
BAYSHORE MEMORY CARE		96			96
CAREMOUNT MEDICAL - PATHOLOGY		92	4	4%	96
PRIME HEALTH OF NORTH PORT LLC		85	11	11%	96
PEDIATRIC ASSOCIATES ORLANDO		82	14	15%	96
PEDIATRIC CARE CENTER- JACKSONVILLE BEACH		67	29	30%	96
DEVANSH LAB WERKS INC		79	16	17%	95
THE TERRACE OF KISSIMMEE		80	15	16%	95
CROSS CITY REHABILITATION AND HEALTH CARE CENTER		72	23	24%	95
PruittHealth Fleming Island		83	12	13%	95
FIRSTCARE CLINIC		43	52	55%	95
SIGNATURE HEALTHCARE OF PORT CHARLOTTE		88	7	7%	95
A2Z DIAGNOSTICS		94	1	1%	95
ALTERNATIVE LIVING, INC DBA TWIN CITIES PAVILION		93	2	2%	95
SUNSHINE GARDENS		93	1	1%	94
325TH MEDICAL GROUP		83	11	12%	94

COVID-19: testing by laboratory

Data through Feb 23, 2021 verified as of Feb 24, 2021 at 09:25 AM

Data in this report are provisional and subject to change.

The numbers in the table below represent the number of Florida and non-Florida residents for whom test results were received by the Department of Health. A person can be tested by more than one laboratory and can have both positive and negative results. **Therefore, the sum of the numbers in each column will be larger than the total number of people tested.**

Reporting lab	Inconclusive	Negative	Positive	Percent positive	Total
MIAMI BEACH COMMUNITY HEALTH CENTER		1	93	99%	94
ORLANDO LUTHERAN TOWERS ASSISTED LIVING		94			94
DIAGNOSTIC SOLUTIONS		3	91	97%	94
ST PETERSBURG PEDIATRICS-MLK JUNIOR BLVD		86	8	9%	94
CONSULATE HEALTH CARE OF SARASOTA□	1	93			94
EC OPCO CARROLLWOOD LLC		87	6	6%	93
Golfview Healthcare Center		90	3	3%	93
PENNSYLVANIA DEPT OF HEALTH		21	72	77%	93
ADVENTHEALTH MEDICAL GROUP PRIMARY CARE		89	4	4%	93
HURLBURT FIELD CLINIC		39	54	58%	93
KALEIDA HEALTH CENTER FOR LABORATORY		87	6	6%	93
HARBORCHASE OF NAPLES		79	13	14%	92
SEVEN HILLS HEALTH AND REHABILITATION CENTER		76	16	17%	92
KORGENE LAB	1	23	68	74%	92
ADVENT HEALTH CENTRA CARE - WATERMAN		79	13	14%	92
HAZELDEN FLORIDA	1	88	3	3%	92
KINDRED HOSPITAL NORTH FLORIDA	3	84	5	5%	92
MINNESOTA TWINS		87	5	5%	92
BAHIA OAKS LODGE		85	6	7%	91
PANCARE HEALTH GULF COUNTY		65	26	29%	91
ESCAMBIA COUNTY JAIL	1	64	26	29%	91
RITE MEDICAL CARE PC		90	1	1%	91
ARBOR TERRACE SAN JOSE LLC	3	86	2	2%	91
Peninsula Care and Rehab		79	12	13%	91
HERON CLUB AT PRESTANCIA		89	2	2%	91
SUMMIT MEDICAL GROUP PA		81	9	10%	90
MAGNOLIA DIAGNOSTIC		2	88	98%	90
PALMS EDGE	1	83	6	7%	90
QPS, LLC		87	3	3%	90
KEYS MEDICAL GROUP			90	100%	90
JOHN KNOX VILLAGE OF FLORIDA ALF	1	85	4	4%	90
HEARTLAND HEALTHCARE AND REHAB CENTER		67	22	25%	89
VITAS HEALTHCARE		79	10	11%	89
LIFE BRITE		73	16	18%	89
STUART LODGE LIVING LLC		66	23	26%	89
NORTH FLORIDA SPINE AND WELLNESS		69	20	22%	89
SEMINOLE TRIBE OF FLORIDA		69	20	22%	89
OPPENHEIMER PLASTIC SURGERY LLC		84	5	6%	89
F&T MEDICAL RESEARCH, INC		89			89
LAKE GIBSON VILLAGE, LLC		85	3	3%	88
LECONTE MEDICAL CENTER LAB		70	18	20%	88
LABCORP RTP		34	54	61%	88
ATRIUM AT LIBERTY PARK□		84	4	5%	88
FREEDOM INN AT TARPON SPRINGS		81	7	8%	88
AVERO DIAGNOSTICS		64	24	27%	88
SENIOR LIVING VII TAMPA LLC□	1	78	9	10%	88

COVID-19: testing by laboratory

Data through Feb 23, 2021 verified as of Feb 24, 2021 at 09:25 AM

Data in this report are provisional and subject to change.

The numbers in the table below represent the number of Florida and non-Florida residents for whom test results were received by the Department of Health. A person can be tested by more than one laboratory and can have both positive and negative results. **Therefore, the sum of the numbers in each column will be larger than the total number of people tested.**

Reporting lab	Inconclusive	Negative	Positive	Percent positive	Total
NSPIRE HEALTHCARE TAMARAC		80	8	9%	88
GOVERNOR'S CREEK HEALTH & REHABILITATION		87	1	1%	88
BRANDON HEALTH AND REHABILITATION CENTER	1	85	1	1%	87
PEDIATRICS IN BREVARD PA- ROCKLEDGE		54	33	38%	87
DELAND WELLNESS CENTER			87	100%	87
PACIFIC ANALYTICS			87	100%	87
LAKELAND REGIONAL HEALTH LAKE MIRIAM		45	42	48%	87
CVS		21	66	76%	87
CENTURY CENTER FOR REHABILITATION & HEALING		69	18	21%	87
MINUTECLINIC DIAGNOSTIC OF SOUTH CAROLINA, LLC		70	16	19%	86
DISCOVERY VILLAGE AT THE FORUM		86			86
CALADIUM PEDIATRICS		78	8	9%	86
Crystal Health & Rehab Center		80	6	7%	86
PENSACOLA DEVELOPMENTAL CENTER		67	19	22%	86
SOUTH GEORGIA MEDICAL CENTER		48	38	44%	86
NORTH SHORE MEDICAL LABS	1	78	7	8%	86
EMERALD COAST PEDIATRICS & ADOL		76	10	12%	86
East Bay Rehabilitation Center		52	34	40%	86
SURFSIDE URGENT CARE		69	16	19%	85
ST PETERSBURG PEDIATRICS-SEMINOLE		72	13	15%	85
WALGREENS #12673		82	3	4%	85
W. FRANK WELLS NURSING HOME		84	1	1%	85
MIAMI SHORES NURSING & REHAB		85			85
AVANTE AT OCALA INC		55	30	35%	85
ERIE COUNTY MEDICAL CTR CLINICAL LABS		81	4	5%	85
LIFE CARE CENTER OF JACKSONVILLE		64	21	25%	85
ADVANCED EMURGENT CARE		27	58	68%	85
HOSPICE OF MARTIN & ST LUCIE, INC		82	3	4%	85
STONY BROOK UNIVERSITY MEDICAL CENTER		70	14	17%	84
ARBOR OAKS AT TYRONE	8	73	3	4%	84
CLYDE E LASSEN STATE VETERANS NURSING HOME		59	25	30%	84
BAPTIST MEDICAL CENTER SOUTH		68	16	19%	84
NITE LITE PEDIATRICS - JACKSONVILLE		76	8	10%	84
HAWTHORN HOUSE		70	14	17%	84
ATMORE COMMUNITY HOSPITAL LABORATORY		61	23	27%	84
ARDEN COURTS OF LELY PALMS		82	2	2%	84
MICRO PATH LABORATORIES INC		82	2	2%	84
PINES OF SARASOTA GARDEN		84			84
EPWORTH VILLAGE RETIREMENT COMMUNITY		83			83
Baldwin Pediatrics		73	10	12%	83
CANOPY ON BERRYHILL, THE		51	32	39%	83
LABCORP EMPLOYER SERVICES		82	1	1%	83
LAFAYETTE NURSING AND REHABILITATION CENTER		81	2	2%	83
LABFIRST - DEPARTMENT OF PATHOLOGY		79	4	5%	83
Lexington Health and Rehabilitation Center		82			82
WINDSOR OAKS		81	1	1%	82

COVID-19: testing by laboratory

Data through Feb 23, 2021 verified as of Feb 24, 2021 at 09:25 AM

Data in this report are provisional and subject to change.

The numbers in the table below represent the number of Florida and non-Florida residents for whom test results were received by the Department of Health. A person can be tested by more than one laboratory and can have both positive and negative results. **Therefore, the sum of the numbers in each column will be larger than the total number of people tested.**

Reporting lab	Inconclusive	Negative	Positive	Percent positive	Total
EAST ALABAMA MEDICAL CENTER LABORATORY		70	12	15%	82
MINUTECLINIC DIAGNOSTIC		76	6	7%	82
GRAND OAKS OF JENSEN BEACH LLC		81	1	1%	82
THE PAVILION FOR HEALTH CARE		72	10	12%	82
PORT CHARLOTTE REHABILITATION CENTER		69	13	16%	82
LAB		29	53	65%	82
A COUNTRY PLACE ASSISTED LIVING FACILITY		79	2	2%	81
CARE CENTERS OF NASSAU, LLC - HENDRICKS RD		81			81
HUNTSVILLE HOSPITAL LABORATORY		56	25	31%	81
BRILLIANCE ASSISTED LIVING		64	17	21%	81
MOOSEHAVEN LIFE CARE CENTER		81			81
BIO-TECH CLINICAL LABORATORIES		41	40	49%	81
ST JOSEPH'S HOSPITAL LABORATORY			81	100%	81
MEMORY CARE OF NAPLES		80			80
ASHRAF MEDICAL GROUP PLLC DBA PULSE MD		77	3	4%	80
GIBBENS FAMILY MEDICAL, LLC		62	18	23%	80
NEW SMYRNA BEACH URGENT CARE			80	100%	80
CARE RESOURCE COMMUNITY HEALTH CENTERS INC		78	2	3%	80
TURNING POINT OF TAMPA		74	6	8%	80
LONG TERM CARE OF JAY, LLC		58	21	27%	79
BALMORAL TENANT SERVICES INC	1	43	35	44%	79
PLYMOUTH HOME FOR ADULTS, INC.	8	70	1	1%	79
CATHOLIC HEALTH SYSTEM DEPT LABORATORY		77	2	3%	79
CBS LABS OF TAMPA LLC		3	76	96%	79
VETERANS AFFAIRS MEDICAL CENTER - PALO ALTO		28	51	65%	79
EDGEWATER AT WATERMAN VILLAGE		78	1	1%	79
Winter Garden Rehab and Nursing Facility		70	9	11%	79
SONATA WEST		77	2	3%	79
CHAMBREL AT ISLAND LAKE		75	3	4%	78
LAKE MORTON PLAZA		75	3	4%	78
MD 365 MEDICAL CARE PLLC		78			78
UNIVERSTIY CENTER MEDICAL LLC DBA	1	73	4	5%	78
Madison Health and Rehabilitation Center		42	36	46%	78
ACE BIOMEDICAL LABS LLC		65	13	17%	78
BAYCARE HEALTH SYSTEMS		2	75	97%	77
TRUE NORTH HEALTH NAVIGATION LLC DBA DISPATCHHEALTH	1	60	16	21%	77
FLORIDA STATE HOSPITAL CLINICAL LABORATORY		77			77
DEBARY HEALTH AND REHABILITATION CENTER		75	2	3%	77
ORANGE CITY NURSING AND REHAB		75	2	3%	77
PARK OF THE PALMS INC		77			77
BEACHES PEDIATRICS PA		72	5	6%	77
NORTH PORT REHABILITATION AND NURSING CENTER		75	1	1%	76
EXPERTUS LABORATORIES INC		24	52	68%	76
BAY PINES MEDICAL ASSOCIATES		1	75	99%	76
BONITA PHARMACY		72	4	5%	76
ROSECASTLE AT DELANEY CREEK		75	1	1%	76

COVID-19: testing by laboratory

Data through Feb 23, 2021 verified as of Feb 24, 2021 at 09:25 AM

Data in this report are provisional and subject to change.

The numbers in the table below represent the number of Florida and non-Florida residents for whom test results were received by the Department of Health. A person can be tested by more than one laboratory and can have both positive and negative results. **Therefore, the sum of the numbers in each column will be larger than the total number of people tested.**

Reporting lab	Inconclusive	Negative	Positive	Percent positive	Total
CLINICAL PATHOLOGY ASSOCIATES-SONIC REFERENCE LAB		76			76
CENTRAL BALDWIN IMMEDIATE CARE & FAMILY PRACTICE		58	18	24%	76
S-H THIRTY-FIVE OPCO- PORT ST LUCIE, LLC	1	75			76
WALGREENS 9627		70	6	8%	76
FLORIDA DEPARTMENT OF HEALTH IN WALTON COUNTY		63	13	17%	76
DYNAMIC MEDICAL USA			76	100%	76
MOBILE PHYSICIAN SERVICES INC		68	8	11%	76
WINDSOR REFLECTIONS		75	1	1%	76
ADVENTHEALTH EXPRESSCARE		45	30	40%	75
CAN COMMUNITY HEALTH		74	1	1%	75
EMERALD COAST BEHAVIORAL HOSPITAL		69	6	8%	75
HEALTH FIRST - PALM BAY HOSPITAL		2	73	97%	75
FLORIDA PEDIATRIC GROUP		27	48	64%	75
PROMEDICA LABORATORIES		21	54	72%	75
BOND CLINIC PA		43	32	43%	75
LEE MEMORIAL HEALTH SYSTEM HEALTH FAIR		71	4	5%	75
CORNERSTONE MEDICAL CARE OF BRANDON PL		62	13	17%	75
BAY REGIONAL URGENT CARE	1	42	31	42%	74
LENOX HILL HOSPITAL		68	6	8%	74
BROOKDALE OVIEDO		72	2	3%	74
HUNTINGTON HOSPITAL LABORATORY		71	3	4%	74
ST VINCENT'S BIRMINGHAM		68	6	8%	74
BROWARD HEALTH MEDICAL CENTER		3	71	96%	74
LAKE HOWELL FAMILY MEDICINE ASSOCIATES		63	11	15%	74
NOAH CLINICAL LABORATORY		63	11	15%	74
BROWARD HEALTH MEDICAL CENTER CLINICAL LAB			73	100%	73
WATERCREST ST LUCIE WEST	1	69	3	4%	73
BIOREFERENCE LABORATORIES		9	64	88%	73
SIMED LABORATORY		57	16	22%	73
BLISS HEALTHCARE SERVICES	1	50	22	30%	73
LAB PLUS, LLC AT SAINT THOMAS WEST HOSPITAL		59	14	19%	73
CONSULATE HEALTH CARE - LAKE MARY		72	1	1%	73
SCOTT LAKE HEALTH AND REHABILITATION CENTER		71	2	3%	73
MENORAH HOUSE		71	1	1%	72
HAVEN OF OUR LADY OF PEACE		72			72
MINUTECLINIC DIAGNOSTIC OF NORTH CARO		64	8	11%	72
CRAIG BERGER MD PL D/B/A BAY AREA EYE INSTITUTE		72			72
AU HEALTH		58	14	19%	72
TUSCAN ISLE OPERATING COMPANY LLC DBA		69	3	4%	72
PANIRA HEALTHCARE CLINIC		2	69	97%	71
ADVANCED LAB		67	4	6%	71
NORTH FLORIDA PEDIATRICS		57	14	20%	71
ALTAMONTE PEDIATRIC ASSOCIATES		31	40	56%	71
HARBOR BEACH NURSING AND REHABILITATION CENTER		68	3	4%	71
STERLING HOUSE OF TALLAHASSEE	3	62	6	8%	71
AMMON LABS		61	10	14%	71

COVID-19: testing by laboratory

Data through Feb 23, 2021 verified as of Feb 24, 2021 at 09:25 AM

Data in this report are provisional and subject to change.

The numbers in the table below represent the number of Florida and non-Florida residents for whom test results were received by the Department of Health. A person can be tested by more than one laboratory and can have both positive and negative results. **Therefore, the sum of the numbers in each column will be larger than the total number of people tested.**

Reporting lab	Inconclusive	Negative	Positive	Percent positive	Total
SUMMIT AT VENICE	2	63	5	7%	70
MINUTECLINIC DIAGNOSTIC OF TEXAS, LLC		63	7	10%	70
Highlands Regional Hospital		63	7	10%	70
QUALITY URGENT CARE AND WELLNESS		40	30	43%	70
OAK MANOR NURSING HOME		66	4	6%	70
CATHOLIC HEALTH SERVICES REGIONAL LAB		63	7	10%	70
SUNCOAST COMMUNITY HEALTH CENTERS PEDIATRICS		21	49	70%	70
ADVENT HEALTH - LAKE MARY		60	10	14%	70
CP/AIG PENSACOLA DEVELOPMENT LLC		66	3	4%	69
PLANTATION GENERAL HOSPITAL CLINICAL LAB		26	43	62%	69
MEMORIAL MANOR		69			69
PARKSIDE INN	3	64	2	3%	69
SAN JOSE SENIOR CARE LLC	1	43	25	36%	69
HOLMES COUNTY HEALTH DEPARTMENT	1	55	13	19%	69
PUBLIC SQUARE PHARMACY LLC		53	16	23%	69
FHMG- FLORIDA HOSPITAL MEDICAL GROUP		59	10	14%	69
HERITAGE HEALTHCARE AND REHABILITATION CENTER		69			69
JERICO URGENT CARE		66	3	4%	69
ESCAMBIA COUNTY JAIL DETENTION DIVISION		66	3	4%	69
PENSACOLA PEDIATRICS - PACE		61	8	12%	69
MINUTECLINIC DIAGNOSTIC OF OHIO LLC		53	16	23%	69
KINDRED AT HOME		60	9	13%	69
USF HEALTH MORSANI CENTER		5	64	93%	69
STONY BROOK SOUTHAMPTON		67	1	1%	68
AEL- MEMPHIS		17	51	75%	68
EISENHOWER ARMY MEDICAL CENTER		61	7	10%	68
SUNCOAST OPTIMAL WELLNESS		23	45	66%	68
BROOKDALE BONITA SPRINGS		67	1	1%	68
LAKE WALES OPERATING GROUP LLC		63	5	7%	68
Avante at St Cloud, Inc.		66	2	3%	68
ASSOCIATED CLINICAL LABORATORIES		60	8	12%	68
WALGREENS 2941		65	3	4%	68
RARITAN BAY PERTH AMBOY		61	7	10%	68
PANCARE HEALTH - MALONE CLINIC		60	7	10%	67
COOPER FAMILY MEDICAL PLLC		50	17	25%	67
GENPATH			67	100%	67
MEASE MANOR INC		63	4	6%	67
GV NAPLES OPCO, LLC		66	1	1%	67
MD LABS		40	27	40%	67
TOTAL CARE PLUS LLC			67	100%	67
INDIGO MANOR		22	44	67%	66
MEDEX MEDICAL EXPRESS OF PALATKA			66	100%	66
CL BRUMBACK PRIMARY CARE CLINICS		16	50	76%	66
PALM BEACH ATLANTIC UNIVERSITY		62	4	6%	66
AMERICAN FAMILY MEDICAL		53	13	20%	66
MINUTECLINIC DIAGNOSTIC OF SOUTH CARO		55	11	17%	66

COVID-19: testing by laboratory

Data through Feb 23, 2021 verified as of Feb 24, 2021 at 09:25 AM

Data in this report are provisional and subject to change.

The numbers in the table below represent the number of Florida and non-Florida residents for whom test results were received by the Department of Health. A person can be tested by more than one laboratory and can have both positive and negative results. **Therefore, the sum of the numbers in each column will be larger than the total number of people tested.**

Reporting lab	Inconclusive	Negative	Positive	Percent positive	Total
BIG BOCA SMILES LLC		64	2	3%	66
BARBARA O'REILLY MD PA		64	2	3%	66
MED EXPRESS		6	59	91%	65
G & R HEALTH MART PHARMACY		53	12	18%	65
VETERANS AFFAIRS MEDICAL CENTER - GULF COAST		27	38	58%	65
ISLAND COAST PEDIATRICS		58	7	11%	65
PUTNAM COUNTY SHERIFFS OFFICE		59	6	9%	65
TREASURE COAST FORENSIC TREATMENT CTR		44	21	32%	65
OKEECHOBEE URGENT CARE		17	48	74%	65
SUMMER VISTA ASSISTED LIVING		38	27	42%	65
CRESTVIEW URGENT CARE		3	62	95%	65
BOND CLINIC DR ELDEEB		35	30	46%	65
BISHOP GRADY VILLAS		63	2	3%	65
BROOKDALE CENTRE POINTE	1	64			65
BIOIQ		15	50	77%	65
JACOBI MEDICAL CENTER		60	4	6%	64
ADVENT HEALTH CENTRA CARE - WINTER GARDEN		18	46	72%	64
Stratford Court of Palm Harbor		54	10	16%	64
SOMERBY OF SANTA ROSA BEACH		55	9	14%	64
WADSWORTH HEALTH CENTER		61	3	5%	64
JENNIFER J CHIAVETTA-GRLSANTI DC		51	13	20%	64
NXGEN MDX		20	44	69%	64
TITUSVILLE FAMILY PRACTICE		16	48	75%	64
NORTH SHORE UNIVERSITY HOSPITAL LABORATORY		58	6	9%	64
OUT OF STATE		40	24	38%	64
TRINITY AL SENIOR HOUSING LLC		45	19	30%	64
NEMOURS CHILDRENS PRIMARY CARE OVIEDO		51	13	20%	64
JOSEPH L MORSE GERIATRIC CENTER	2	59	3	5%	64
BARRY UNIVERSITY STUDENT HEALTH SERVICES		37	27	42%	64
GREENLEAF ALF		63	1	2%	64
EC OPCO PENSACOLA, LLC		62	1	2%	63
MISIR DRUGS LLC		51	12	19%	63
NOMI HEALTH LAB SERVICES LLC		5	58	92%	63
VIERA HEALTH AND REHABILITATION CENTER		62	1	2%	63
MEDRITE URGENT CARE		52	11	17%	63
LUTHERAN HAVEN ASSISTED LIVING		63			63
MID FLORIDA PRIMARY CARE PA		50	13	21%	63
APC PEDIATRICS AT RYE ROAD MEDICAL PARK		63			63
BEEHIVE HOMES OF GULF BREEZE		47	16	25%	63
MED ONE AT SAINT AUGUSTINE		33	30	48%	63
PRIMECARE AT TWIN LAKES		1	62	98%	63
MEDI CLINIC SARASOTA INC		62	1	2%	63
PENSACOLA PEDIATRICS MILTON		53	9	15%	62
SAMFORD UNIVERSITY HEALTH SERVICES		61	1	2%	62
LAKELAND REGIONAL HEALTH		38	24	39%	62
ORANGE PARK PEDIATRICS		54	8	13%	62

COVID-19: testing by laboratory

Data through Feb 23, 2021 verified as of Feb 24, 2021 at 09:25 AM

Data in this report are provisional and subject to change.

The numbers in the table below represent the number of Florida and non-Florida residents for whom test results were received by the Department of Health. A person can be tested by more than one laboratory and can have both positive and negative results. **Therefore, the sum of the numbers in each column will be larger than the total number of people tested.**

Reporting lab	Inconclusive	Negative	Positive	Percent positive	Total
OVERLOOK HOSPITAL LABORATORY		57	5	8%	62
PEDIATRIC SERVICES OF AMERICA INC		59	2	3%	61
MENTAL HEALTH CARE INC		52	9	15%	61
MINUTECLINIC DIAGNOSTIC OF NORTH CAROL		52	9	15%	61
LAKE CITY VA MEDICAL CENTER			61	100%	61
WEST		47	14	23%	61
Winter Park Care and Rehab		60	1	2%	61
BURRY'S PHARMACY INC		37	24	39%	61
WASHINGTON REHABILITATION AND NURSING CENTER		51	10	16%	61
AEGIS MEDICAL GROUP		46	15	25%	61
EMERALD COAST HOSPICE		60	1	2%	61
BROOKDALE PALM COAST		61			61
WILSON MEMORIAL REGIONAL MEDICAL CENTER		56	4	7%	60
TWIN CREEKS ASSISTED LIVING & MEMORY CARE		57	3	5%	60
AFTER HOURS PEDIATRICS			60	100%	60
THE PRESERVE AT CLEARWATER		58	2	3%	60
PALM BAY URGENT CARE		28	32	53%	60
PALM BAY HOSPITAL			60	100%	60
SOUTH LAKE PEDIATRICS		58	2	3%	60
THOMAS INTERNAL MEDICINE		50	10	17%	60
ADVENT HEALTH CENTRA CARE - EAST ORLANDO		30	29	49%	59
CARDIOLOGY AND MEDICINE ASSOCIATES		43	16	27%	59
WAVE CREST HEALTH AND REHABILITATION CENTER		57	2	3%	59
HERNANDO COUNTY FIRE RESCUE DISTRICT		26	33	56%	59
AHEC CLINIC		7	52	88%	59
LEVY COUNTY DEPARTMENT OF HEALTH		42	17	29%	59
ADVENT HEALTH - PALM COAST		1	58	98%	59
CORAL GABLES HOSPITAL			59	100%	59
INTERNAL LAB		50	9	15%	59
HARMONY CLINIC		1	58	98%	59
FLORIDA HEALTH CARE		8	51	86%	59
RITECARE MED CTR H			59	100%	59
MILLENIUM PHYSICIANS GROUP		1	58	98%	59
BIOTECH		52	7	12%	59
WILTON MANORS HEALTH & REHABILITATION CENTER		50	9	15%	59
EXPRESS DOCS LLC			59	100%	59
FERN PARK DEVELOPMENTAL CENTER		5	54	92%	59
CINNAMON COVE ALF		58	1	2%	59
Summit Medical Group, Pa Dba Citymd		53	6	10%	59
DELCARE PA		43	15	26%	58
PANCARE HEALTH - FREEPORT CLINIC SUITE B		49	9	16%	58
BOND AND STEELE CLINIC, PA		47	11	19%	58
NORTH FLORIDA MEDICAL CENTER		54	4	7%	58
THE CANOPY AT BERRYHILL		58			58
LPG CONVENIENT CARE AT PINE ISLAND ROAD		52	6	10%	58
ARDEN COURTS OF SARASOTA		42	16	28%	58

COVID-19: testing by laboratory

Data through Feb 23, 2021 verified as of Feb 24, 2021 at 09:25 AM

Data in this report are provisional and subject to change.

The numbers in the table below represent the number of Florida and non-Florida residents for whom test results were received by the Department of Health. A person can be tested by more than one laboratory and can have both positive and negative results. **Therefore, the sum of the numbers in each column will be larger than the total number of people tested.**

Reporting lab	Inconclusive	Negative	Positive	Percent positive	Total
Margate Health and Rehabilitation Center		56	2	3%	58
MICHIGAN DEPARTMENT OF HEALTH AND HUMAN SERVICES	1		57	98%	58
MORTON PLANT HOSPITAL NURSING			57	100%	57
ASCENSION SACRED HEART BAY LABORATORY		54	3	5%	57
KEYSTYLE LIVING LLC	1	55	1	2%	57
SOS MOBILE MEDICAL CARE LLC		46	11	19%	57
Palms at Ponte Vedra Assisted Living and Memory Care		54	3	5%	57
MALCOM RANDALL DEPT OF VAMC			57	100%	57
HORIZON ALF		56	1	2%	57
INNOVATIVE GENOMICS, LLC		38	19	33%	57
RAPID RELIABLE TESTING NY LLC		52	5	9%	57
KAPG FLEMING ISLAND SENIOR HOUSING OPCO LLC	1	56			57
ALZHEIMERS CARE CENTER OF VIERA LTD		37	20	35%	57
BioReference Laboratories, Inc		7	49	88%	56
VITAS HEALTHCARE CORP OF FLORIDA		55	1	2%	56
MAUREEN OROURKE-FUTEY			56	100%	56
TUKA PEDIATRICS		7	49	88%	56
BAPTIST HEALTH SOUTH FLORIDA - WEST BOCA URGENT CARE		34	22	39%	56
STEINHATCHEE FAMILY MEDICAL CENTER	1	48	7	13%	56
ST FRANCIS HOSPITAL		48	8	14%	56
EAGLES WATCH CLUSTER		47	9	16%	56
LIFESTREAM BEHAVIORIAL CENTER		37	19	34%	56
BERNHARDT LABORATORIES	1	14	41	73%	56
PHYSICIANS PRIMARY CARE OF SOUTHWEST FLORIDA		39	17	30%	56
FLORIDA MEDICAL CLINIC PA		46	10	18%	56
TROY REGIONAL MEDICAL CENTER		45	11	20%	56
TIFFANY HALL NURSING AND REHAB		44	12	21%	56
LINCOLN MEDICAL AND MENTAL HEALTH CENTER		53	3	5%	56
TBI RESIDENTIAL SERVICES, INC.		44	11	20%	55
GENESIS DERMATOLOGY		51	4	7%	55
PANCARE HEALTH - JACKSON COUNTY		44	11	20%	55
UHEALTH AT FISHER ISLAND			55	100%	55
GRAND ST PAUL CVS		55			55
life Care Center of Melbourne		38	17	31%	55
DAVID POSNACK JEWISH DAY SCHOOL		55			55
PREMIER MEDICAL ASSOCIATES ALL FLORIDA LLC		54	1	2%	55
SONATA HUNTERS CREEK		47	8	15%	55
MEDLOGIC LABORATORIES		3	52	95%	55
KENDALL REGIONAL MEDICAL CENTER LAB	3		52	95%	55
COOPER FAMILY MEDICAL, PLLC		45	10	18%	55
SARASOTA CO. HEALTH DEPT # 58		40	14	26%	54
CHILDREN'S HOSPITAL OF ALABAMA		53	1	2%	54
NITE LITE PEDIATRICS - PORT ST. LUCIE		45	9	17%	54
JUNIPER VILLAGE AT NAPLES		53	1	2%	54
TOWERS HOME CARE		50	4	7%	54
SARATOGA HOSPITAL LABORATORY		49	5	9%	54

COVID-19: testing by laboratory

Data through Feb 23, 2021 verified as of Feb 24, 2021 at 09:25 AM

Data in this report are provisional and subject to change.

The numbers in the table below represent the number of Florida and non-Florida residents for whom test results were received by the Department of Health. A person can be tested by more than one laboratory and can have both positive and negative results. **Therefore, the sum of the numbers in each column will be larger than the total number of people tested.**

Reporting lab	Inconclusive	Negative	Positive	Percent positive	Total
FAMILY EXTENDED CARE OF PUNTA GORDA		54			54
MARQUIS LABS, LLC		53	1	2%	54
CERTUS MTD OPCP LLC		52	2	4%	54
CLERMONT HEALTH AND REHAB		40	14	26%	54
NORTH CENTRAL BRONX HOSPITAL		52	2	4%	54
ST. CLOUD MEDICAL GROUP		54			54
INTERNAL MEDICINE ASSOCIATES PA		50	4	7%	54
UNITED LABORATORY SERVICES CORPORATION		38	16	30%	54
Gabisa Medical LLC		53			53
Osprey Point Nursing Center		51	2	4%	53
APOLLOMDX LABS		31	22	42%	53
SOMERSET			53	100%	53
ALLIANCE PEDIATRICS		24	29	55%	53
KEY WEST MEDICAL CENTER	1	49	3	6%	53
QUOTIENT SCIENCES LABS LLC			53	100%	53
COLLIER PHARMACY		45	8	15%	53
PALM BAY PEDIATRICS		36	17	32%	53
SUWANNEE COUNTY SHERIFF OFFICE		49	3	6%	52
ADVENT HEALTH		49	3	6%	52
VPA PC LAB		48	4	8%	52
INTERNAL MEDICINE SPECIALIST		46	6	12%	52
ATRIA PARK OF LAKE FOREST (WG HERITAGE LF LLC)		51	1	2%	52
PROMEDICA SENIOR LIVING		51	1	2%	52
ADVENT HEALTH - MOUNT DORA		9	43	83%	52
ALEXANDER NININGER STATE VETERANS		52			52
SNH BRFL TENANT LLC	2	50			52
MICHAEL AKPEKE MD		43	9	17%	52
SONATA BOCA RATON		48	4	8%	52
FINLAY CLINICAL LABORATORY		20	31	61%	51
GATTOLINE ENTERPRISES, INC. DBA FAMILY CARE PHARMACY		45	6	12%	51
CDR MAGUIRE INC	1	7	43	84%	51
CARE CENTERS OF NASSAU LLC MINER ROAD SOUTH		51			51
UNIVERSITY OF WEST FLORIDA, THE		50	1	2%	51
WEST VOLUSIA FAMILY AND SPORTS MEDICINE		50	1	2%	51
GATEWAY CARE CENTER		50	1	2%	51
LPG PEDIATRICS AT PAGE FIELD		50	1	2%	51
PALM RIVER COMMUNITY HEALTH CENTER		46	5	10%	51
AVANTE ST CLOUD		48	3	6%	51
Jupiter Medical Center Pavilion		50	1	2%	51
GULFVIEW MEDICAL INSTITUTE		51			51
GOOD HEARTS COVID TESTING		8	43	84%	51
BETHUNE-COOKMAN UNIVERSITY		32	18	36%	50
GOLDEN POND COMMUNITIES		50			50
INN AT ASTON GARDENS AT PELICAN POINTE,THE		46	4	8%	50
BIG BEND CARES, INC		42	8	16%	50
GRAND VILLA OF DELAND		46	4	8%	50

COVID-19: testing by laboratory

Data through Feb 23, 2021 verified as of Feb 24, 2021 at 09:25 AM

Data in this report are provisional and subject to change.

The numbers in the table below represent the number of Florida and non-Florida residents for whom test results were received by the Department of Health. A person can be tested by more than one laboratory and can have both positive and negative results. **Therefore, the sum of the numbers in each column will be larger than the total number of people tested.**

Reporting lab	Inconclusive	Negative	Positive	Percent positive	Total
LANDMARK HOSPITAL SOUTHWEST FLORIDA LLC		48	2	4%	50
GENTIVA HEALTH SERVICES CERTIFIED INC		47	3	6%	50
ST JOHNS COUNTY DETENTION CENTER		50			50
WEST ISLIP URGENT CARE		46	4	8%	50
VALENCIA HOUSE ALF		49	1	2%	50
BUECHELE DENTAL PA DBA CLERMONT FAMILY DENTISTRY		41	9	18%	50
PENNSYLVANIA DEPARTMENT OF HEALTH BUREAU OF LABORATORIES			50	100%	50
ORCHID COVE AT DAYTONA		45	5	10%	50
TRADITIONAL HOME HEALTH OF PALM BEACH INC		49	1	2%	50
GENEDX		37	13	26%	50
WALGREENS #10373		48	2	4%	50
FLORIDA HEALTH CARE DELAND			50	100%	50
FLORIDA ATLANTIC UNIVERSITY		47	3	6%	50
EAST HILL PHARMACY		35	15	30%	50
ROCHESTER GENERAL HOSPITAL LABORATORY		46	4	8%	50
S-H THIRTY FIVE OPCO - ORANGE CITY, LLC		39	10	20%	49
SOUTHEAST ALABAMA MEDICAL CENTER			49	100%	49
USF		1	48	98%	49
ROCKLEDGE REGIONAL MEDICAL CENTER		30	19	39%	49
SOLARIS SENIOR LIVING NORTH NAPLES		48	1	2%	49
THE GOOD SHEPARDS OF DELAND-WEST		48	1	2%	49
SUPERIOR RESIDENCES OF LECANTO		34	15	31%	49
NORTHBROOK CENTER FOR		47	2	4%	49
LITTLE NECK URGENT CARE		47	2	4%	49
DEVELOPMENTAL DISABILITIES DEFENDANT PROGRAM		47	2	4%	49
INN AT THE FOUNTAINS, THE		34	15	31%	49
ALLEGRO		47	2	4%	49
81ST MEDICAL GROUP		28	21	43%	49
SOFT CELL LABORATORIES		45	4	8%	49
FIRST CHOICE PEDIATRICS INC		44	5	10%	49
DOH		23	26	53%	49
COURTYARD GARDENS OF JUPITER		48			48
THE TERRACE OF JACKSONVILLE		3	45	94%	48
GRAND OAKS OF PALM CITY LLC	1	41	6	13%	48
HIALEAH HOSPITAL RESPIRATORY DEPT			48	100%	48
BAY CENTER HURRICANE SHELTER		48			48
HEALTH FIRST - CAPE CANAVERAL HOSPITAL		1	47	98%	48
NAPLES PEDIATRICS INC		43	5	10%	48
PREMIER MEDICAL ASSOCIATES		46	2	4%	48
RAINBOW PEDIATRICS PC LLC / BREAKFAST POINT		38	10	21%	48
CAREMED INTERNAL MEDICINE		30	18	38%	48
SEWANEE MOLECULAR DIAGNOSTICS LABORATO		48			48
FHMG_CTR FOR SENIOR HEALTH		42	5	11%	47
BARNETT PARK		2	45	96%	47
POPLAR HEALTHCARE PLLC	1	11	35	74%	47
CAPE REGIONAL MEDICAL CENTER		45	2	4%	47

COVID-19: testing by laboratory

Data through Feb 23, 2021 verified as of Feb 24, 2021 at 09:25 AM

Data in this report are provisional and subject to change.

The numbers in the table below represent the number of Florida and non-Florida residents for whom test results were received by the Department of Health. A person can be tested by more than one laboratory and can have both positive and negative results. **Therefore, the sum of the numbers in each column will be larger than the total number of people tested.**

Reporting lab	Inconclusive	Negative	Positive	Percent positive	Total
PERSONAL PEDIATRICS		42	5	11%	47
PHILLIPPE RIDGE		35	12	26%	47
NAVARRE GARDENS		41	6	13%	47
BARNES HEALTHCARE OF FLORIDA LLC		44	3	6%	47
INTERLAB		1	46	98%	47
PRACTICE MANAGEMENT OF AMERICA, INC.		7	40	85%	47
ST CLOUD PHYSICIAN MANAGEMENT LLC DBA ST CLOUD		27	20	43%	47
HOME CARE PHARMACY		46			46
KAPG ST AUGUSTINE SENIOR HOUSING OPCO LLC		37	9	20%	46
ROSECASTLE OF JACKSONVILLE LLC		45	1	2%	46
NICEVILLE URGENT CARE		8	38	83%	46
PREMIER PLACE HEALTHCARE AT THE GLENVIEW		46			46
COLLIER BLVD HMA PHYSICIAN MANAGEMENT LLC		46			46
ADVENT HEALTH MEDICAL GROUP OB GYN AT		40	6	13%	46
HARTFORD HEALTH SERVICES LLC		46			46
ADVENT HEALTH EXPRESS CARE		4	42	91%	46
H LEE MOFFITT CANCER CENTER MICRO		46			46
EAST MANATEE FAMILY	1	1	44	96%	46
SOUTHPORT SQUARE HARBOUR HEALTH		45			45
EMERGENCY PHYSICIANS MEDICAL CENTER LLC		28	17	38%	45
CVS MINUTE CLINIC		1	44	98%	45
WINTER GARDEN REHAB AND NURSING CENTER		41	4	9%	45
SAFARI PEDIATRICS PA		44	1	2%	45
NEXT MOLECULAR ANALYTICS		14	31	69%	45
STUART URGENT CARE			45	100%	45
KINDRED HOSPITAL CENTRAL TAMPA BLOOD GAS	1	39	5	11%	45
HERNANDO ENDOSCOPY AND SURGERY CENTER		34	11	24%	45
NEW YORK PRESBYTERIAN - QUEENS DIAGNOSTIC		42	3	7%	45
COLLIER URGENT CARE CENTERS		44	1	2%	45
NEOGENOMICS LABORATORIES INC		45			45
REDI-MED WALK-IN FAMILY CARE			45	100%	45
ARTHREX MEDICAL CENTER		25	20	44%	45
FAMILY EXTENDED CARE OF WINTER HAVEN		43	2	4%	45
MOBILE DOC FL, LLC		29	16	36%	45
Gulf Shore Care Center		39	5	11%	44
FAMILY HEALTH CENTER		31	13	30%	44
INSTITUTE OF PATHOLOGY KINGS COUNTY		43	1	2%	44
MINUTECLINIC DIAGNOSTIC OF NEW JERSEY		37	7	16%	44
NIGHT LITE PEDIATRICS CENTER LLC		10	34	77%	44
ALLIANCE OF PHYSICIANS AGAINST COVID-19			44	100%	44
QHC UPSTATE MEDICAL PC		36	8	18%	44
ERDOX		42	2	5%	44
FAST PACE MEDICAL CLINIC, PLLC		38	6	14%	44
FLORIDA HOSPITAL		28	16	36%	44
PEDIATRICS OF CENTRAL FLORIDA - SAINT CLOUD	2	40	2	5%	44
THE MERIDIAN AT BOCA RATON	1	43			44

COVID-19: testing by laboratory

Data through Feb 23, 2021 verified as of Feb 24, 2021 at 09:25 AM

Data in this report are provisional and subject to change.

The numbers in the table below represent the number of Florida and non-Florida residents for whom test results were received by the Department of Health. A person can be tested by more than one laboratory and can have both positive and negative results. **Therefore, the sum of the numbers in each column will be larger than the total number of people tested.**

Reporting lab	Inconclusive	Negative	Positive	Percent positive	Total
MORTON PLANT			43	100%	43
PATRICK AIR FORCE BASE		3	40	93%	43
LAKE MARY KIDS CENTRA CARE		33	10	23%	43
MERCY MEDICAL URGENT CARE CENTER INC		12	31	72%	43
PRINCETON VILLAGE□		39	4	9%	43
WOLFF CTR FOR CHILD & ADOLESCENT HEALTH PLLC,THE		26	17	40%	43
NORTH FLORIDA / SOUTH GEORGIA VETERANS HEALTH SYSTEM			43	100%	43
RADIOLOGY ASSOCIATES OF VENICE AND ENGLEWOOD		41	2	5%	43
BRP SH OPCO LLC		43			43
BRANCH MEDICAL CLINIC			43	100%	43
CITYMD OF MANAHAWKIN		41	2	5%	43
SONORAN DESERT PATHOLOGY ASSOCIATES		2	41	95%	43
Guardian Care Nursing and Rehabilitation Center		43			43
LARA HEALTH AND WELLNESS CENTER LLC		43			43
MARIANNA HEALTH AND REHABILITATION CENTER		42	1	2%	43
TGH URGENT CARE POWERED BY FAST TRACK			43	100%	43
WG EVERGREEN WOODS SH LLC		42			42
Atlantic Shore Nursing and Rehab		42			42
NORTHEAST FLORIDA STATE HOSP-NURSING		41	1	2%	42
LINCOLN DIAGNOSTIC LAB		40	2	5%	42
ERIC C MRSHAL, MD, PC #1842		40	2	5%	42
ISLAND URGENT CARE PLLC		40	2	5%	42
CLINICAL LABORATORY		42			42
CAMPBELL URGENT CARE			42	100%	42
MAIMONIDES-SHALOM ACADEMY, INC		41	1	2%	42
SOUTHSIDE HOSPITAL NORTHWELL HEALTH LABORATORY		35	7	17%	42
HILA BECKERMAN MD LLC	1	39	2	5%	42
FELICIDAD MEDICAL CENTER			42	100%	42
SAN CARLOS PHARMACY		38	4	10%	42
Citymd Of Toms River		36	6	14%	42
WALGREENS 3145		39	3	7%	42
MINUTECLINIC DIAGNOSTIC OF KANSAS, PA		36	6	14%	42
ECOLAB GROUP		8	34	81%	42
DOH-WEST PALM BEACH BRANCH LABORATORY		2	39	95%	41
CALHOUN COUNTY HEALTH DEPT		17	24	59%	41
BRONX LEBANON HOSPITAL-MEDICAL CENTER		37	4	10%	41
UNIVERSITY OF ALABAMA		38	3	7%	41
S-H THIRTY FIVE OPCO - LUTZ, LLC		40	1	2%	41
BETHESDA HEALTH URGENT CARE		3	38	93%	41
ADVENT HEALTH - LAKE WALES		29	12	29%	41
FLORIDA HOSPITAL NEW SMYRNA		4	37	90%	41
BENTON HOUSE OF ST. JOHNS		39	2	5%	41
PEDIATRICS OF CENTRAL FLORIDA KISSI		33	8	20%	41
KIVA AT CANTERBURY		24	17	41%	41
TAMPA BAY CONCIERGE DOCTOR, LLC		39	2	5%	41
TROPICANA MANUFACTURING COMPANY INC		37	3	8%	40

COVID-19: testing by laboratory

Data through Feb 23, 2021 verified as of Feb 24, 2021 at 09:25 AM

Data in this report are provisional and subject to change.

The numbers in the table below represent the number of Florida and non-Florida residents for whom test results were received by the Department of Health. A person can be tested by more than one laboratory and can have both positive and negative results. **Therefore, the sum of the numbers in each column will be larger than the total number of people tested.**

Reporting lab	Inconclusive	Negative	Positive	Percent positive	Total
AESTHETIC ENHANCEMENTS		40			40
CLINICAL PATHOLOGY LABORATORIES, INC		40			40
MID-FLORIDA PATHOLOGY, LLC		32	8	20%	40
PATRICK MANOR INCORPORATED		40			40
PACIFICA SENIOR LIVING OCALA		35	5	13%	40
University Hills health and Rehabilitation		30	10	25%	40
AVALON PARK RETIREMENT RESIDENCE		39	1	3%	40
FIRST CHOICE URGENT CARE		10	30	75%	40
LONGLEAF DIAGNOSTIC LABORATORIES		11	29	73%	40
LOURDES HOSPITAL INC		38	2	5%	40
CAPITAL REGIONAL MEDICAL CENTER		2	38	95%	40
ROYAL PALM SENIOR RESIDENCE		40			40
GRAMERCY PARK URGENT CARE		38	2	5%	40
PLAINVIEW URGENT CARE		38	2	5%	40
RENAISSANCE AT THE TERRACES		39	1	3%	40
CENTRA CARE - LAKE NONA		4	36	90%	40
URGENT CARE & WELLNESS CENTER		10	30	75%	40
PRIDE DIAGNOSTICS		24	16	40%	40
NORTH CAROLINA DEPARTMENT OF HEALTH & HUMAN SERVICES	1		39	98%	40
MEDEX MEDICAL EXPRESS OF PALATKA LLC			39	100%	39
LAKELAND REGIONAL HEALTH GATEWAY CENTER		16	23	59%	39
ADVENTIST HEALTH SYSTEM FLORIDA		26	13	33%	39
BENTLEY CARE CENTER		39			39
ADVENT HEALTH CENTRA CARE - LAKELAND		30	9	23%	39
CLINICAL RESEARCH SEQUENCING PLATFORM		8	31	79%	39
CEDAR CREEK AT KINGS BAY INC		39			39
STAT ONE URGENT CARE CENTER		2	37	95%	39
UNION MEDICAL CARE PLLC		39			39
JUNIPER VILLAGE AT CAPE CORAL		34	5	13%	39
DEPT OF VA MED CENTE-WEST PALM BEACH			39	100%	39
MIAMI CLINICAL RESEARCH CORP			39	100%	39
THE VILLAGES REGIONAL HOSPITAL FREESTANDING		34	5	13%	39
GUYAN VALLEY WELLNESS CENTER		32	7	18%	39
BAY COUNTY JAIL ANNEX		34	5	13%	39
FREEDOM SQUARE NURSING CENTER		31	8	21%	39
CARE 4 U MANAGEMENT, INC			39	100%	39
CSL PLASMA INC		7	32	82%	39
SPRING MANOR ASSISTED LIVING		39			39
FLORIDA DEPARMENT OF HEALTH CLAY COUNTY		25	13	34%	38
BIGGERS FAMILY MEDICINE PA		36	2	5%	38
BOND CLINIC, PA		9	29	76%	38
CCRC @ SUNFLOWER LLC		35	3	8%	38
JACKSONVILLE VA UNIVERSITY OPC	4	32	2	5%	38
WG BAYPOINT VILLAGE SH LLC		38			38
VIP WALK IN CLINIC		19	19	50%	38
NORTHWELL HEALTH PLAINVIEW HOSPITAL LABORATORY		29	9	24%	38

COVID-19: testing by laboratory

Data through Feb 23, 2021 verified as of Feb 24, 2021 at 09:25 AM

Data in this report are provisional and subject to change.

The numbers in the table below represent the number of Florida and non-Florida residents for whom test results were received by the Department of Health. A person can be tested by more than one laboratory and can have both positive and negative results. **Therefore, the sum of the numbers in each column will be larger than the total number of people tested.**

Reporting lab	Inconclusive	Negative	Positive	Percent positive	Total
CENTRAL FLORIDA PEDIATRICS		13	25	66%	38
MISSION OAKS ASSISTED LIVING□		36	2	5%	38
STEWART MEDICAL GROUP, INC		21	17	45%	38
HOMEWOOD RESIDENCE AT FREEDOM PLAZA		37	1	3%	38
ROYAL CARE OF AVON PARK		35	3	8%	38
MOLECULAR DIAGNOSTICS		5	33	87%	38
PREMIER COMMUNITY HEALTHCARE GROUP INC		37	1	3%	38
BRADFORD COUNTY HEALTH DEPARTMENT		37	1	3%	38
BENTLEY VILLAGE II		29	9	24%	38
AUTUMN OF SARASOTA		12	26	68%	38
CITRUS COUNTY HEALTH DEPARTMENT		34	4	11%	38
BRIDGEVIEW CENTER LLC□		27	11	29%	38
REGENCY OAKS HEALTH CENTER		36	2	5%	38
BRANDON COMMUNITY HEALTH CENTER		29	8	22%	37
IMA MEDICAL GROUP POINCIANA		14	23	62%	37
PANCARE HEALTH - BAY COUNTY - YOUNGSTOWN		33	4	11%	37
SILVER LAKE PEDIATRICS PA		33	4	11%	37
ST AUGUSTINE PEDIATRIC ASSOC		33	4	11%	37
DUVAL PHARMACY		28	9	24%	37
CONNECTICUT DEPARTMENT OF HEALTH		22	15	41%	37
BOULEVARD REHABILITATION CENTER		24	13	35%	37
BIOFIRE		7	30	81%	37
PONCE THERAPY CARE CENTER		34	3	8%	37
TAYLORVILLE FAMILY MEDICINE		30	7	19%	37
ACCURATE DIAGNOSTIC LAB		35	2	5%	37
PATHOGENIUS LABORATORIES		30	7	19%	37
PREMISE HEALTH MIA		1	36	97%	37
HR SARASOTA OPERATOR LLC		25	12	32%	37
INNOVATION CLINICAL TRIALS, INC			37	100%	37
LUTHERAN HAVEN EXTENDED CONGREGATE CAR		37			37
MICHAEL A VENAZIO MD		34	3	8%	37
HOLZER HEALTH CENTER		5	32	86%	37
CROSSROADS URGENT CARE		22	15	41%	37
THE COLLIER AT NAPLES		36	1	3%	37
FAMILY EXTENDED CARE OF SEBRING INC		35	2	5%	37
ONE MILO		37			37
HOLY NAME HOSPITAL LABORATORY		36	1	3%	37
EASTERN SHORE URGENT CARE		25	11	31%	36
MINUTE CLINIC INCORPORATE		30	6	17%	36
MINUTECLINIC DIAGNOSTIC OF HAWAII LLC		31	5	14%	36
TREASURE COAST PEDIATRICS PA		31	5	14%	36
WASHINGTON COUNTY HEALTH DEPARTMENT		24	12	33%	36
BVL/LITTLE ANGEL PEDIATRICS		36			36
CORRECTIONAL MEDICAL GROUP		27	9	25%	36
PARKSIDE HEALTH AND REHABILITATION CENTER			35	100%	35
LYSTER ACH FT RUCKER AL		32	3	9%	35

COVID-19: testing by laboratory

Data through Feb 23, 2021 verified as of Feb 24, 2021 at 09:25 AM

Data in this report are provisional and subject to change.

The numbers in the table below represent the number of Florida and non-Florida residents for whom test results were received by the Department of Health. A person can be tested by more than one laboratory and can have both positive and negative results. **Therefore, the sum of the numbers in each column will be larger than the total number of people tested.**

Reporting lab	Inconclusive	Negative	Positive	Percent positive	Total
HARMONY HEALTH OPCO, LLC		15	20	57%	35
ADVENT HEALTH - FISH MEMORIAL		2	33	94%	35
A & R RESEARCH GROUP		30	5	14%	35
P23 LABS		35			35
PATHGROUP		9	26	74%	35
MADISON COUNTY MEMORIAL HOSPITAL LABORATORY		15	20	57%	35
PRMG - EAST NAPLES	1	23	11	31%	35
WUESTHOFF MEMORIAL HOSPITAL			35	100%	35
IRL		4	31	89%	35
MIRIMUS CLINICAL LABS	1	14	20	57%	35
LONG ISLAND UNIVERSITY - POST CAMPUS		35			35
TERRACE AT HOBE SOUND, THE	1	31	3	9%	35
BAYSHORE PATHOLOGY CONSULTANTS PA		34	1	3%	35
BELVEDERE COMMONS OF SUN CITY CENTER		35			35
NEUROINTERNATIONAL SARASOTA		32	3	9%	35
NIGHT LITE PEDIATRIC CENTER		10	25	71%	35
DOT DOC SARASOTA		33	2	6%	35
LAKE CO EMPLOYEE HEALTH AND WELLNESS CENTER		31	4	11%	35
ASHTON PLACE	3	27	4	12%	34
IMA MEDICAL CENTER		21	13	38%	34
GENEXPERT			34	100%	34
TUSCAN GARDENS OF DELRAY BEACH MANAGEMENT COMPANY,		34			34
PARAMOUNT WALK-IN CLINIC		1	33	97%	34
POARCH BANC CREEK INDIANS TRIBAL HEALTH DEPARTMENT			34	100%	34
LONG TERM CARE OF GULF BREEZE LLC		30	4	12%	34
ST LUCIE COUNTY JAIL		25	9	26%	34
STETSON UNIVERSITY STUDENT HEALTH CENTER		3	31	91%	34
MEDCOMP SCIENCES			34	100%	34
CDR MAGUIRE - MIAMI BEACH CC MISSION 17388		2	32	94%	34
LONG ISLAND JEWISH MED CTR		31	3	9%	34
MAINSTREET FAMILY URGENT CARE		1	33	97%	34
COLLIER HMA PHYSICIAN MANAGEMENT LLC		26	8	24%	34
ST. MARYS MEDICAL CENTER		1	33	97%	34
MEADOWCREST FAMILY PHYSICIANS PA		14	20	59%	34
AR ANESTHESIA LLC		33	1	3%	34
OPTUMCARE SOUTH FLORIDA, LLC		27	7	21%	34
LAKE INTERNAL MEDICINE ASSOCIATES PA		29	5	15%	34
ST VINCENTS PRIMARY CARE		29	5	15%	34
ENCOMPASS HEALTH REHABILITATION HOSPITAL OF LARGO		31	3	9%	34
GRAND AVENUE RX			34	100%	34
COMPLETE HOME CARE OF THE PALM BEACHES LLC		32	2	6%	34
ATRIA WILLOW WOOD		32	2	6%	34
PROFESSIONAL PEDIATRICS		32	2	6%	34
PEDIATRIC SERVICES AND BREATHING CENTER PA		24	10	29%	34
REDI-MED WALK IN FAMILY CLINIC			34	100%	34
JOHN KNOX VILLAGE OF CENTRAL FLORIDA		30	4	12%	34

COVID-19: testing by laboratory

Data through Feb 23, 2021 verified as of Feb 24, 2021 at 09:25 AM

Data in this report are provisional and subject to change.

The numbers in the table below represent the number of Florida and non-Florida residents for whom test results were received by the Department of Health. A person can be tested by more than one laboratory and can have both positive and negative results. **Therefore, the sum of the numbers in each column will be larger than the total number of people tested.**

Reporting lab	Inconclusive	Negative	Positive	Percent positive	Total
NCHD		20	14	41%	34
ANDALUSIA HEALTH		17	17	50%	34
RASHDA ALBIBI M.D. P.A.		31	3	9%	34
WALGREENS #06012		30	3	9%	33
FHMG - FLORIDA HOSPITAL MEDICAL GROUP		24	9	27%	33
PECONIC BAY MEDICAL CENTER LABORATORY		25	8	24%	33
SANFORD MOBILE LAB PGA TOUR		32	1	3%	33
CORAL HOUSE ASSISTED LIVING COMMUNITY LLC		33			33
PORT SAINT JOHN FAMILY PRACTICE		21	12	36%	33
FLORIDA PEDIATRIC GROUP PA		28	5	15%	33
MINUTECLINIC DIAGNOSTIC OF RHODE ISLAND, LLC #1544		32	1	3%	33
METRO KNOXVILLE HMA		25	8	24%	33
ST ANTHONYS PRIMARY CARE LLC/JACKSON STREET			33	100%	33
WESTWOOD NURSING AND REHABILITATION		28	5	15%	33
PHOSPHORUS DIAGNOSTICS		27	6	18%	33
ATRIA SAN PABLO		31	2	6%	33
VETERAN AFFAIRS MEDICAL CENTER - JAMES J PETERS		30	3	9%	33
THE SPRINGS OF PARC HILL		32	1	3%	33
University Hospital		28	5	15%	33
PHYSICIAN ASSOCIATES LLC		26	7	21%	33
AYERS NURSING AND REHABILITATION CENTER		33			33
BOND CLINIC		3	30	91%	33
INTERCOASTAL MEDICAL GROUP			33	100%	33
NIGHT LITE PEDIATRICS URGENT CARE CENTER			33	100%	33
AVOW HOSPICE INC		33			33
AHSE ROP		32	1	3%	33
Kensington Gardens		33			33
GREENRIDGE GROUP HOME	3	11	19	58%	33
ABSOLUTE HEALTH INTERNAL MEDICINE AND PEDIATRICS		26	7	21%	33
VETERANS HOME			32	100%	32
LPG CONVENIENT CARE AT METRO		29	3	9%	32
THE TRADITION OF THE PALM BEACHES		31	1	3%	32
WESTMINSTER ST AUGUSTINE		32			32
TRADITIONAL HOME CARE INC		31	1	3%	32
ADVANCE URGENT CARE CENTER, LLC		1	31	97%	32
GARDENS HEALTH NH LLC		32			32
Heartland Health Care Center North Sarasota		18	14	44%	32
COLORADO DEPARTMENT OF HEALTH LABORATORY SERVICES DIVISION			32	100%	32
CAREHERE LAKE SCHOOLS EMPLOYEE HEALTH CENTER		21	11	34%	32
IPSUM DIAGNOSTICS		3	29	91%	32
Conway Lakes Health and Rehabilitation Center		32			32
VILLAGE ON THE ISLE		27	5	16%	32
OPIS COQUINA CENTER		32			32
JACKSON HEALTH SYSTEM		1	31	97%	32
SUMTER PEDIATRICS		30	2	6%	32
BOCA TOXICOLOGY LLC		29	2	6%	31

COVID-19: testing by laboratory

Data through Feb 23, 2021 verified as of Feb 24, 2021 at 09:25 AM

Data in this report are provisional and subject to change.

The numbers in the table below represent the number of Florida and non-Florida residents for whom test results were received by the Department of Health. A person can be tested by more than one laboratory and can have both positive and negative results. **Therefore, the sum of the numbers in each column will be larger than the total number of people tested.**

Reporting lab	Inconclusive	Negative	Positive	Percent positive	Total
MILLENNIA ADVANCED SCIENTIFIC LLC			31	100%	31
Consulate Health Care of Orange Park		27	4	13%	31
SOUTHEASTERN OUTPATIENT SURGERY CENTER		28	3	10%	31
MAKO MEDICAL		17	14	45%	31
GRACE MEDICAL HOME		22	9	29%	31
OCOEE PEDIATRICS		24	7	23%	31
LabCorp L#09258130 M#09258125		12	19	61%	31
LIGHTHOUSE PEDIATRICS OF NAPLES		27	4	13%	31
BROOKDALE CANOPY OAKS			31	100%	31
ADVENTHEALTH MEDICAL GROUP FAMILY MEDICINE AT RDV		31			31
REGENCY PARK ASSISTED LIVING FACILITY		29	2	6%	31
PASSPORT HEALTH ORLANDO		31			31
ENT AND ALLERGY ASSOCIATES OF FLORIDA LLC		30	1	3%	31
AMERICAN ESOTERIC LABORATORIES		15	16	52%	31
MAIN STREET MEDICAL CENTER OF CRESTVIEW PA		19	12	39%	31
DISCOVERY COMMONS AT BRADENTON		31			31
COMMUNITY MEDICAL CARE CENTER INC			31	100%	31
COLLIER ANESTHESIA PAIN LLC		31			31
AESTHETIC SURGERY CENTER OF WINTER PARK, THE	3	26	2	6%	31
MICHAEL J D'AMBROSE MD PA		29	2	6%	31
UNIPATH		24	7	23%	31
FLORIDA DEPARTMENT OF HEALTH IN MONROE COUNTY		26	4	13%	30
NORTH FLORIDA PEDIATRICS - JACKSONVILLE		26	4	13%	30
CLINCLOUD, LLC			30	100%	30
MEDEXPRESS - BLOOMIN BRANDS		13	17	57%	30
HERITAGE WATERSIDE		27	3	10%	30
PREMIER MEDICAL CENTER LLC		30			30
ALABAMA CLINICS		16	14	47%	30
BOCA BIOLISTIC REFERENCE LAB			30	100%	30
SANTA BARBARA CARE CENTER		17	13	43%	30
THE TERRACE AT IVY ACRES ALF		11	19	63%	30
WELLMED AT NEW TAMPA		22	8	27%	30
ALWAYS BEST CARE SENIOR SERVICES		27	3	10%	30
COUNTY OF LOS ANGELES			30	100%	30
WALK IN MEDICAL URGENT CARE		30			30
AMEERAH LABS			30	100%	30
MIDDLETOWN MEDICAL P C		21	9	30%	30
ALAN A SMITH MD LLC		29	1	3%	30
VILLA COURT LLC		30			30
MAGNOLIA DIAGNOSTICS, LLC		3	27	90%	30
MINUTE CLINIC LLC #2216		28	2	7%	30
ADVENT HEALTH PRIMARY CARE PLUS, WINTER GARDEN		26	4	13%	30
Okeechobee Health Care Facility		16	14	47%	30
EASYCARE WALK-IN CLINIC	1	11	18	60%	30
UR CARE FAMILY AND SPORTS MEDICINE			30	100%	30
SUNTREE INTERNAL MEDICINE		29			29

COVID-19: testing by laboratory

Data through Feb 23, 2021 verified as of Feb 24, 2021 at 09:25 AM

Data in this report are provisional and subject to change.

The numbers in the table below represent the number of Florida and non-Florida residents for whom test results were received by the Department of Health. A person can be tested by more than one laboratory and can have both positive and negative results. **Therefore, the sum of the numbers in each column will be larger than the total number of people tested.**

Reporting lab	Inconclusive	Negative	Positive	Percent positive	Total
CVS MINUTE CLINIC DIAGNOSTIC OF NORTH CAROL		23	6	21%	29
BASSETTI MEDICAL RESEARCH INC		23	6	21%	29
COMPREHENSIVE CHILDCARE		23	6	21%	29
EVERLYWELL		16	13	45%	29
NEMOURS CHILDRENS CLINIC		22	7	24%	29
WEINBERG VILLAGE		28	1	3%	29
PRO HEALTH HARMONY		29			29
HEALTH FIRST - VIERA HOSPITAL		1	28	97%	29
NURSES HELPING HANDS INC ALF		29			29
VETERANS AFFAIRS MEDICAL CENTER - NEW YORK HARBOR		28	1	3%	29
FAST PACE MEDICAL CLINIC		26	3	10%	29
UNIVERSITY MEDICAL CTR OF PRINCETON AT		27	2	7%	29
UNIV OF ROCHESTER-STRONG MEMORIAL HOSP		28	1	3%	29
P4CLINICAL	3	2	24	83%	29
UNION MEDICAL CARE		29			29
JAMAICA HOSPITAL MEDICAL CENTER		27	2	7%	29
FLAGLER HOSPITAL INC	2		27	93%	29
PALM GARDEN OF JACKSONVILLE		27	2	7%	29
RENAISSANCE SENIOR LIVING	1	28			29
FAMILY CARE PARTNERS URGENT CARE LLC		23	6	21%	29
PANCARE HEALTH - BONIFAY K-8			29	100%	29
BAY STREET PHARMACY		27	2	7%	29
VIKOR SCIENTIFIC			29	100%	29
BULLS HEAD URGENT CARE		28	1	3%	29
Wiregrass Rehabilitation Center and Nursing Home		28	1	3%	29
STATEN ISLAND UNIVERSITY HOSPITAL-POUCH		29			29
HARBORCHASE OF WELLINGTON CROSSING		27	2	7%	29
CDC		17	12	41%	29
BROOKDALE PHILLIPPI CREEK			28	100%	28
PALMS, THE		28			28
PREMIER URGENT CARE CENTER LLC			28	100%	28
PERDIDO URGENT CARE		1	27	96%	28
MARION PEDIATRICS PA		21	7	25%	28
ISLAMORADA VILLAGE OF ISLANDS FIRE RESCUE		26	2	7%	28
LAKE MARY - STIRLING CENTER SUITE 202			28	100%	28
KEY PRIMARY CARE			28	100%	28
AMMON ANALYTICAL LABORATORIES		24	4	14%	28
DCH REGIONAL MEDICAL CENTER LABORATORY		27	1	4%	28
URGENT CARE CENTER			28	100%	28
Cleveland Clinic Laboratories		4	24	86%	28
ORANGE PEDIATRICS			28	100%	28
LAKE PLACID HEALTH AND REHABILITATION		1	27	96%	28
CERON PEDIATRICS & INTEGRATIVE MEDICIN		28			28
PORT ST LUCIE HOSPITAL		25	3	11%	28
MINUTECLINIC DIAGNOSTIC OF SOUTH CAROL		26	2	7%	28
ASTORIA HEALTH AND REHABILITATION CENTER		27	1	4%	28

COVID-19: testing by laboratory

Data through Feb 23, 2021 verified as of Feb 24, 2021 at 09:25 AM

Data in this report are provisional and subject to change.

The numbers in the table below represent the number of Florida and non-Florida residents for whom test results were received by the Department of Health. A person can be tested by more than one laboratory and can have both positive and negative results. **Therefore, the sum of the numbers in each column will be larger than the total number of people tested.**

Reporting lab	Inconclusive	Negative	Positive	Percent positive	Total
FAMILY CARE PARTNERS		18	10	36%	28
LAKELAND NURSING AND REHABILITATION CENTER			28	100%	28
DAVID LAWRENCE CENTER		24	4	14%	28
PINES NURSING HOME		27	1	4%	28
LAKE COUNTY SCHOOLS EMPLOYEE HEALTH CENTER		17	11	39%	28
WARDE MEDICAL LABORATORY		20	8	29%	28
EDEN AT CRESTVIEW		12	16	57%	28
ACTIVE SENIOR LIVING		26	2	7%	28
DUVAL COUNTY HEALTH DEPARTMENT		28			28
PINELLAS INTERNAL MEDICINE ASSOCIATES	1	26	1	4%	28
BROOKDALE SOUTHPOINT			27	100%	27
SUNCOAST LABS			27	100%	27
WEISS PEDIATRIC CARE LLC		16	11	41%	27
BODYK		23	4	15%	27
Bon Secours Maria Manor		22	5	19%	27
ATLAN		23	4	15%	27
JFK MEDICAL CENTER NORTH LAB		1	26	96%	27
CENTRAL FLORIDA HEALTH CARE INC WAUCHULA SITE 2		20	7	26%	27
ST PETER'S BENDER LABORATORY		26	1	4%	27
RIVERHEAD URGENT CARE		26	1	4%	27
CENTER ONE SURGERY CENTER		22	5	19%	27
LABORATORY ALLIANCE OF CENTRAL NEW YORK		26	1	4%	27
ACCESS 365 URGENT CARE		8	19	70%	27
D W MCMILLAN MEMORIAL HOSPITAL		16	11	41%	27
NATIONAL MENTOR HEALTHCARE LLC			27	100%	27
CHILDRENS MEDICAL CENTER			27	100%	27
MINUTE CLINIC, LLC DBA MINUTECLINIC #4505		25	2	7%	27
SPANISH RIVER HIGH SCHOOL ESE		23	4	15%	27
FAMILY AND INTERNAL MEDICINE AT AVALON PARK		24	3	11%	27
BAPTIST PRIMARY BLACK CREEK SOUTH			27	100%	27
WHITE-WILSON MEDICAL CENTER		19	8	30%	27
EXPRESS CARE OF BELLEVIEW		27			27
LEXINGTON PLACE SENIOR LIVING COMMUNITY		27			27
SYNIVERSE WELLNESS CENTER		23	4	15%	27
UCLA HEALTHCARE CLINICAL LABS		23	4	15%	27
ATRIA LADY LAKE		27			27
HEALTHPARK MEDICAL CENTER ABG LAB		26	1	4%	27
BROOKDALE BRANDON	1	26			27
WEST BROWARD CARE CENTER		24	2	8%	26
MONTEFIORE NEW ROCHELLE HOSPITAL		24	2	8%	26
PULMONARY SPECIALISTS OF THE PALM BEACHES		16	10	38%	26
SOUTHCOR LABORATORY		4	22	85%	26
PREMIUM HEALTH SERVICES OF TAMPA BAY LLC		15	11	42%	26
NORTH PINELLAS CHILDRENS MEDICAL CENTER			26	100%	26
MINUTECLINIC, LLC		22	4	15%	26
LOT HEALTH SERVICES	1	25			26

COVID-19: testing by laboratory

Data through Feb 23, 2021 verified as of Feb 24, 2021 at 09:25 AM

Data in this report are provisional and subject to change.

The numbers in the table below represent the number of Florida and non-Florida residents for whom test results were received by the Department of Health. A person can be tested by more than one laboratory and can have both positive and negative results. **Therefore, the sum of the numbers in each column will be larger than the total number of people tested.**

Reporting lab	Inconclusive	Negative	Positive	Percent positive	Total
RAINBOW PEDIATRICS		1	25	96%	26
JUPITER MEDICAL CENTER PHYSICIANS GROUP, INC		23	3	12%	26
ADVENT HEALTH PARTIN SETTLEMENT HEALTH PARK		18	8	31%	26
MONCRIEF ARMY HEALTH CLINIC			26	100%	26
ADVANCED URGENT CARE		12	14	54%	26
COLORADO DEPARTMENT OF PUBLIC HEALTH AND ENVIRONMENT			26	100%	26
WIREGRASS CLINIC LLC		21	5	19%	26
TGH URGENT CARE - RIVERVIEW			26	100%	26
THE MINIER URGENT CARE		20	6	23%	26
EPIC REFERENCE LABS INC			26	100%	26
CONCIMED LLC		22	4	15%	26
MINUTECLINIC DIAGNOSTIC OF NORTH CAROLINA		25	1	4%	26
WAKULLA COUNTY HEALTH DEPARTMENT		12	14	54%	26
URGENT FAMILY CARE INC		23	3	12%	26
MINUTE CLINIC DIAGNOSTIC OF SC, LLC #75		25	1	4%	26
CHILDREN'S MEDICAL CENTER			26	100%	26
PALM BEACH COUNTY FIRE RESCUE		24	2	8%	26
LOOP PEDIATRICS		22	4	15%	26
MINUTECLINIC DIAGNOSTIC OF RHODE ISLAND, LLC #212		26			26
ROCKLAND URGENT CARE FAMILY HEALTH NP		26			26
BROWARD HEALTH IMPERIAL POINT NURSING			26	100%	26
STUART REHABILITATION AND HEALTHCARE		12	14	54%	26
LAKES DIALYSIS CENTER INC			26	100%	26
CORNERSTONE PEDIATRICS		16	10	38%	26
OAKTREE HEALTHCARE			26	100%	26
OAKMONTE VILLAGE		25	1	4%	26
ARDEN COURTS OF PALM HARBOR		9	16	64%	25
RJ LEE GROUP	1	23	1	4%	25
ST JOSEPHS HOSPITAL SOUTH HOSPITAL			25	100%	25
SUNSHINE ASSISTED LIVING		25			25
ST. CLOUD HOSPITAL		20	5	20%	25
GASTROENTEROLOGY ASSOCIATES OF PENSACOLA PA		22	3	12%	25
M&V SAN JOSE MEDICAL CENTER			25	100%	25
MADWAR		19	6	24%	25
MD BEAUTY LABS, PA		23	2	8%	25
FORT CAROLINE GARDENS, INC		23	2	8%	25
MINUTECLINIC DIAGNOSTIC OF MICHIGAN		23	2	8%	25
RESIDENCE AT BAY VUE		24	1	4%	25
SOUTH FLORIDA DIALYSIS CENTER		8	17	68%	25
ARCPPOINT LABS OF FORT LAUDERDALE		25			25
AMELIA ASSISTED LIVING FACILITY		25			25
MIGUEL E TREVINO MD PA		21	4	16%	25
COLONY CARE CENTER		16	9	36%	25
EAST HILL MEDICAL GROUP		17	8	32%	25
RESIDENTIAL PLAZA AT BLUE LAGOON INC		22	3	12%	25
ST JOSEPHS CHILDRENS OUTREACH			25	100%	25

COVID-19: testing by laboratory

Data through Feb 23, 2021 verified as of Feb 24, 2021 at 09:25 AM

Data in this report are provisional and subject to change.

The numbers in the table below represent the number of Florida and non-Florida residents for whom test results were received by the Department of Health. A person can be tested by more than one laboratory and can have both positive and negative results. **Therefore, the sum of the numbers in each column will be larger than the total number of people tested.**

Reporting lab	Inconclusive	Negative	Positive	Percent positive	Total
ABL MEDICAL CARE LLC			25	100%	25
ADVENTHEALTH MEDICAL GROUP FAMILY MEDICINE		24	1	4%	25
SANITAS		4	21	84%	25
Salerno Bay Health & Rehabilitation Center		18	7	28%	25
Lanier Rehab			25	100%	25
TALLAHASSEE DEVELOPMENTAL CENTER□		24	1	4%	25
SOMA MEDICAL CENTER PA #3			25	100%	25
UNION CHD		22	3	12%	25
WESTPAC LABS		1	24	96%	25
WOMENS CARE FLORIDA LABORATORY		25			25
GULFSIDE HOSPICE INC		22	3	12%	25
ADVENT HEALTH - LAKE MARY PEDIATRICS		16	9	36%	25
FEDERAL PRISON CAMP PENSACOLA			25	100%	25
VASSAR BROTHERS MEDICAL CENTER LABORATORY		24	1	4%	25
THE WATERMARK AT VISTAWILLA		25			25
CARILLON SPORTS AND FAMILY MEDICINE		20	4	17%	24
MAYO CLINIC JACKSONVILLE		1	23	96%	24
CANTON-POTSDAM HOSPITAL LABORATORY		23	1	4%	24
WELLOW URGENT CARE		23	1	4%	24
MED PLUS FLORENCE		20	4	17%	24
AIR, LAND & SEA PHYSICALS & CONSULTATIONS, LLC		23	1	4%	24
URGENT CARE USA			24	100%	24
HEALTH MED CENTERS		24			24
ORLANDO CLINICAL RESEARCH CENTER		22	2	8%	24
TARPON BAYOU CENTER			24	100%	24
MADISON COUNTY MEMORIAL HOSP		12	12	50%	24
LABORATORY DYNAMICS		20	4	17%	24
THE LODGE AND REHABILITATION CENTER		9	15	63%	24
ADVENTHEALTH MEDICAL GROUP FAMILY & INTERNAL		9	15	63%	24
HENNEPIN COUNTY MEDICAL CENTER (HCMC)		13	11	46%	24
HERITAGE OAKS ASSISTED LIVING & MEMORY CARE		20	4	17%	24
STEWART MELBOURNE HOSPITAL			24	100%	24
SENIOR HEALTH OF WINTER PARK DUNDEE		24			24
COURTYARDS OF ORLANDO		24			24
THE CHAPPEL GROUP RESEARCH		24			24
PHYSICIANS PRIMARY CARE OF SW FLORIDA PL		24			24
ATRIA AT ST JOSEPHS		24			24
HOLLISMED LLC		22	2	8%	24
MARYLAND DEPARTMENT OF HEALTH			24	100%	24
ALL AMERICAN URGENT CARE			24	100%	24
FORT VALLEY STATE UNIVERSITY		24			24
SOUTH CAROLINA DEPT OF HEALTH AND ENVIRONMENT CONTROL		2	22	92%	24
PRIME CARE ONE LLC/HARBORCHASE OF VENICE			24	100%	24
JOSEF SCHENKER MD PC		24			24
COASTAL SKIN SURGERY AND DERMATOLOGY		17	7	29%	24
VICK STREET MANOR		24			24

COVID-19: testing by laboratory

Data through Feb 23, 2021 verified as of Feb 24, 2021 at 09:25 AM

Data in this report are provisional and subject to change.

The numbers in the table below represent the number of Florida and non-Florida residents for whom test results were received by the Department of Health. A person can be tested by more than one laboratory and can have both positive and negative results. **Therefore, the sum of the numbers in each column will be larger than the total number of people tested.**

Reporting lab	Inconclusive	Negative	Positive	Percent positive	Total
ROADS PEDIATRICS,LLC		22	2	8%	24
SENIOR LIVING IV SUN CITY LLC		17	7	29%	24
MAGNOLIA PEDIATRICS		4	20	83%	24
VILLAGES REHABILITATION AND NURSING CENTER		24			24
EP MEDICAL EQUIPMENT PHARMACY		22	2	8%	24
COASTAL COMPLETE CARE		11	13	54%	24
AVENTIS BIO-SERVICES CTL		24			24
SUNQUEST		3	21	88%	24
WESTMINSTER WOODS ON JULINGTON CREEK		22	2	8%	24
THE COMMONWEALTH OF MASSACHUSETTS			24	100%	24
KESHAV RX LLC		21	3	13%	24
APOLLO HEALTH & REHABILITATION		18	6	25%	24
NOVANT HEALTH		17	6	26%	23
NEW JERSEY		22	1	4%	23
PALMS MEDICAL GROUP - LAKE CITY WEST		3	20	87%	23
LAKEVIEW HEALTH CARE SYSTEMS		9	14	61%	23
HUNT CLUB PEDIATRIC ASSOCIATES LLC		19	4	17%	23
STATE LAB		2	21	91%	23
MINUTECLINIC, LLC #08366		18	5	22%	23
PARK WEST MEDICAL CENTER		22	1	4%	23
WUESTHOFF MEDICAL CENTER-MELBOURNE			23	100%	23
WOODHOUSE INC		17	6	26%	23
GROWING TOGETHER PEDIATRICS, LLC		19	4	17%	23
SUMMIT MEDICAL GROUP - 75 E NORTHFIELD		21	2	9%	23
FINLAY C. LABORATORY		3	20	87%	23
ISLAND COAST PEDIATRICS PA		22	1	4%	23
GENETIC TECHNOLOGICAL INNOVATIONS, LLC		11	12	52%	23
GOOD SAMARITAN HOSPITAL LABORATORY		20	3	13%	23
SIDDH INC DBA SAN CARLOS PHARMACY		21	2	9%	23
MINUTECLINIC DIAGNOSTIC MEDICAL GROUP		21	2	9%	23
TIFFANY LAKE CARE CENTERS INC		23			23
CENTERPLACE HEALTH		3	20	87%	23
MD NOW MEDICAL CENTERS INC		1	22	96%	23
CARDIOLOGY AND MEDICINE ASSOCIATES INC		23			23
GRAND VILLA OF ST. PETERSBURG		21	2	9%	23
SARASOTA MEMORIAL NURSING & REHABILITATION CTR		23			23
UF HEALTH NORTH JACKSONVILLE			23	100%	23
NOBLE SENIOR LIVING		3	20	87%	23
Summit Medical Group Westfield Lab		20	3	13%	23
PHYSICIANS STAT		3	20	87%	23
EGL GENETIC DIAGNOSTICS		1	22	96%	23
PINELLAS 1 HOME HEALTH CARE CORP		23			23
CARENOW - DOWNTOWN NORTH GULCH		22	1	4%	23
UNIVERSITY HILLS HEALTH AND REHABILITATION CENTER		18	5	22%	23
CAPE CORAL HOSPITAL ABG LABORATORY		12	11	48%	23
CHIPOLA MEDICAL ASSOCIATES		4	19	83%	23

COVID-19: testing by laboratory

Data through Feb 23, 2021 verified as of Feb 24, 2021 at 09:25 AM

Data in this report are provisional and subject to change.

The numbers in the table below represent the number of Florida and non-Florida residents for whom test results were received by the Department of Health. A person can be tested by more than one laboratory and can have both positive and negative results. **Therefore, the sum of the numbers in each column will be larger than the total number of people tested.**

Reporting lab	Inconclusive	Negative	Positive	Percent positive	Total
BROOKDALE UNIVERSITY HOSPITAL		22	1	4%	23
GRAND LIVING AT LAKEWOOD RANCH		23			23
BROOKWOOD BAPTIST MEDICAL CENTER		22	1	4%	23
Clearwater Center		10	13	57%	23
JOSEPH SCHENKER MD PC DBA CENTERS URGENT		20	3	13%	23
MOBILE DIVISION LABORATORY		7	15	68%	22
ROCKLEDEGE REGIONAL MEDICAL CENTER		17	5	23%	22
SOLE HEALTH LLC		22			22
BOCA SIMON LAB		1	21	95%	22
NAPHCARE, INC.		12	10	45%	22
EBEIDS MD PEDIATRICS		19	3	14%	22
ENGLEWOOD HOSPITAL AND MEDICAL CENTER		17	5	23%	22
SUNSHINE PEDIATRICS OF CENTRAL FLORIDA PL		20	2	9%	22
THORNBURG PEDIATRICS		21	1	5%	22
CRESTVIEW IMMEDIATE CARE LL			22	100%	22
UNIV OF NORTH ALABAMA HEALTH CENTER		21	1	5%	22
MARTHA'S HOUSE & ASSISTED LIVING FACILITY		22			22
PULSE MEDICAL GROUP INC			22	100%	22
CARE HERE		1	21	95%	22
MID FLORIDA PATHOLOGY LLC		21	1	5%	22
ELAN SPANISH SPRINGS		4	18	82%	22
STEWART MEDICAL GROUP INC			22	100%	22
COMMUNITY HEALTH OF SOUTH FLORIDA			22	100%	22
FLORIDA HOSPITAL LABS		12	10	45%	22
DIACARTA INC.		22			22
FLORIDA PEDIATRICS		6	16	73%	22
ADVENT HEALTH MEDICAL GROUP- FAMILY MEDICINE AT DR. PHILIPS		17	5	23%	22
GLEN COVE HOSPITAL		22			22
TEN HEALTHCARE		6	16	73%	22
APOLLO SURGERY CENTER		20	2	9%	22
OLIVE BRANCH HEALTH AND REHABILITATION CENTER			22	100%	22
INTERIM HEALTHCARE OF NORTHWEST FLORIDA INC		20	2	9%	22
MORNINGSIDE MANOR & VILLA ADULT CARE C		22			22
ADVENT HEALTH EXPRESS		9	13	59%	22
BAPTIST URGENT CARE		19	3	14%	22
FIRST CHOICE PEDIATRICS LOOP		20	2	9%	22
MARATHON HEALTH FOR LIFE		19	3	14%	22
SEAGRASS VILLAGE			22	100%	22
ARCPPOINT LABS OF WEST PALM BEACH			22	100%	22
PALMETTO PEDIATRICS			22	100%	22
FLORIDA ENDOSCOPY & SURGERY CTR LLC		22			22
TOTAL ACCESS URGENT CARE			21	100%	21
CLEARWATER EMPLOYEE HEALTH CLINIC		7	14	67%	21
ROBERT H JENKINS JR VETERANS' DOMICILIARY HOME OF		18	3	14%	21
PRIMECARE OF DOTHAN-DALEVILLE CLINIC		16	5	24%	21
MINUTECLINIC DIAGNOSTIC OF LOUISIANA		20	1	5%	21

COVID-19: testing by laboratory

Data through Feb 23, 2021 verified as of Feb 24, 2021 at 09:25 AM

Data in this report are provisional and subject to change.

The numbers in the table below represent the number of Florida and non-Florida residents for whom test results were received by the Department of Health. A person can be tested by more than one laboratory and can have both positive and negative results. **Therefore, the sum of the numbers in each column will be larger than the total number of people tested.**

Reporting lab	Inconclusive	Negative	Positive	Percent positive	Total
MINUTE CLINIC DIAGNOSTIC OF VIRGINIA		16	5	24%	21
ALAN SERURE MD		21			21
HUNTINGTON STATION URGENT CARE		20	1	5%	21
GUIDEWELL EMERGENCY MEDICINE DOCTORS LLC		5	16	76%	21
ROSLYN URGENT CARE		21			21
GREEN GABLES ASSISTED LIVING FACILITY		21			21
ROCKLEDGE FAMILY HEALTH			21	100%	21
GERALD J KIVETT MD		19	2	10%	21
PHYSICIANS CARE		18	3	14%	21
CLINICAL PATHOLOGY LABORATORIES SOUTHEAST			21	100%	21
BUREAU OF PUBLIC HEALTH	1	2	18	86%	21
WE SCREEN LLC		21			21
UPMC CHAUTAUQUA AT WCA LABORATORY		20	1	5%	21
CONNECTDX		6	15	71%	21
LONG BEACH URGENT CARE		21			21
ARDEN COURTS OF WINTER SPRINGS		18	3	14%	21
CIGNA PBSO WEST PALM			21	100%	21
CARESPOT		1	20	95%	21
BITTINGS APOTHECARY INC		17	4	19%	21
HOLIDAY MEDICAL ASSOCIATES		1	20	95%	21
VIRTUA		17	4	19%	21
ASSISTED LIVING OF BROWARD		21			21
ST JUDE CHILDRENS RESEARCH HOSPITAL		21			21
DALE MEDICAL CENTER		16	5	24%	21
JEFFERSON K-12, A SOMERSET SCHOOL- CLINIC		17	4	19%	21
ROWLETT MIDDLE ACADEMY		19	2	10%	21
SANFORD PEDIATRIC ASSOCIATES, PA		19	2	10%	21
FORT SANDERS REGIONAL LABORATORY		21			21
JUPITER MEDICAL CENTER			21	100%	21
INTERNATIONAL MEDICAL LABORATORY INC		21			21
ERIC C MARSHAL MD, PC DBA MINUTECLINIC		19	1	5%	20
PONCE PLAZA NURSING & REHAB CENTER		4	16	80%	20
BROOKDALE MANDARIN CENTRAL		7	13	65%	20
VIERA FAMILY MEDICINE AND WELLNESS		16	4	20%	20
JUST FOR KIDS PEDIATRICS		5	15	75%	20
ESTATES MEDICAL CENTER		12	8	40%	20
UAH STUDENT HEALTH CENTER		13	7	35%	20
GRAND VILLA OF NEW PORT RICHEY		13	7	35%	20
POINT OF CARE CLINICS PRIMARY CARE		20			20
WINSHIPS PHARMACY INC		20			20
BEST MEDICAL CENTER		11	9	45%	20
SHORE MEMORIAL HOSPITAL		17	3	15%	20
HOWARD BEACH URGENT CARE		20			20
NEWYORK-PRESBYTERIAN/ LAWRENCE HOSPITAL LABORATORY		18	2	10%	20
HARBOUR ISLAND PEDIATRICS		12	8	40%	20
REDITUS LABORATORIES			20	100%	20

COVID-19: testing by laboratory

Data through Feb 23, 2021 verified as of Feb 24, 2021 at 09:25 AM

Data in this report are provisional and subject to change.

The numbers in the table below represent the number of Florida and non-Florida residents for whom test results were received by the Department of Health. A person can be tested by more than one laboratory and can have both positive and negative results. **Therefore, the sum of the numbers in each column will be larger than the total number of people tested.**

Reporting lab	Inconclusive	Negative	Positive	Percent positive	Total
NEW YORK METHODIST HOSPITAL		16	4	20%	20
AMERICAN HEALTH ASSOCIATES INC		3	17	85%	20
HIGHLANDS COUNTY FIRE RESCUE		20			20
CORE LABORATORY		1	19	95%	20
MEDEXPRESS URGENT CARE - BLOOMINGTON		17	3	15%	20
LAKE SHERIFF		20			20
PROFESSIONAL PARK PEDIATRICS PA			20	100%	20
ISLAND LAKE CENTER		4	16	80%	20
ODYSSEY HEALTHCARE OF MARION COUNTY, LLC		19	1	5%	20
GRAND VILLA OF ALTAMONTE SPRINGS		13	7	35%	20
MORRIS PARK URGENT CARE		17	3	15%	20
BAY PEDIATRICS PA		18	2	10%	20
HALIFAX HEALTH URGENT CARE		3	17	85%	20
CL BRUMBACK PRIMARY CARE CLINIC LANTANA		2	18	90%	20
MEDICAL EXPRESS CORP		18	2	10%	20
TGH MEDICAL GROUP LABORATORY CARROLLWOOD			20	100%	20
BETHESDA HEALTH PHYSICIAN GROUP INC			20	100%	20
RAINBOW PEDIATRIC CENTER		2	18	90%	20
CARESPOT OF NOCATEE		1	19	95%	20
CITY OF CAPE CORAL		18	2	10%	20
CITRUS CARE CLINIC			20	100%	20
HENDRY REGIONAL CORPORATE HEALTH			20	100%	20
HEALTHY MINORS, LLC.		20			20
LAKE WORTH MANOR		19	1	5%	20
CONSOLIDATED LAB SERVICES		10	10	50%	20
ADIRONDACK MEDICAL CENTER		20			20
WINTER PARK FAMILY PRACTICE LLC		17	3	15%	20
SOUTH CAROLINA DEPARTMENT OF HEALTH			20	100%	20
TOTTENVILLE CIRCLE URGENT CARE		20			20
TIMBERLANE LODGE ALF	1	12	7	35%	20
KIVA AT CANTERBURY, LLC		20			20
MICHELLE S PAGE MD PA		18	1	5%	19
BIOREFERENCE LABORATORIES INC		3	16	84%	19
JACKSON NORTH MEDICAL CENTER		2	17	89%	19
OHIO CVS STORES, LLC DBA		17	2	11%	19
BAYVIEW MEDICAL		19			19
LOVING CARE OF THE TREASURE COAST LLC	1	13	5	26%	19
REHAB AND HEALTHCARE CENTER OF CAPE CORAL		19			19
COOPER HEALTHCARE		19			19
COASTAL FAMILY PRACTICE		11	8	42%	19
ESOTERIX GENETIC LABORATORIES		16	3	16%	19
TEXAS DEPARTMENT OF STATE HEALTH SERVICES		3	16	84%	19
BRIDGEWAY HEALTH CLINICS INC			19	100%	19
WELLMED AT LAKE COPELAND		13	6	32%	19
SEVEN RIVERS REGIONAL MEDICAL CENTER		5	14	74%	19
GENTIVA HEALTH SERVICES		17	2	11%	19

COVID-19: testing by laboratory

Data through Feb 23, 2021 verified as of Feb 24, 2021 at 09:25 AM

Data in this report are provisional and subject to change.

The numbers in the table below represent the number of Florida and non-Florida residents for whom test results were received by the Department of Health. A person can be tested by more than one laboratory and can have both positive and negative results. **Therefore, the sum of the numbers in each column will be larger than the total number of people tested.**

Reporting lab	Inconclusive	Negative	Positive	Percent positive	Total
SONATA BOYNTON BEACH		17	2	11%	19
REGENCY SQUARE MALL - SEARS		3	16	84%	19
MED HEALTH SERVICES		18	1	5%	19
INTEGRATED REGIONAL LABORATORIES - LARGO			19	100%	19
NO NAME		8	11	58%	19
ASURANCE SCIENTIFIC LABORATORIES		19			19
NANO HEALTH ASSOCIATES LLC		19			19
Sovereign Laboratory Services, LLC		17	2	11%	19
LAB INTERMARKET FACILITY LAB		1	18	95%	19
ANYLABTESTNOW		6	13	68%	19
GOOD SAMARITAN SOCIETY OF DAYTONA		16	3	16%	19
ADVANCED URGENT CARE CENTER		7	12	63%	19
FLORIDA COMMUNITY HEALTH CENTER OF ST. LUCIE		1	18	95%	19
MINUTECLINIC DIAGNOSTIC OF TN PC #378		18	1	5%	19
OMEGA LABORATORIES		15	4	21%	19
ALL PEDIATRIC CARE			19	100%	19
MINIMALLY INVASIVE VASCULAR INC		17	2	11%	19
CLERMONT ADVENTHEALTH CENTRA CARE		1	18	95%	19
ST VINCENT'S EAST		17	2	11%	19
STONE WASH CLINICAL LABORATORIES		2	17	89%	19
SUNCOAST TECHNICAL COLLEGE SCHOOL OF HEALTH		19			19
BAYFRONT HMA CONVENIENT CARE, LLC		2	17	89%	19
BARTON FAMILY PRACTICE		8	11	58%	19
ROYAL PALM MEDICAL GROUP, INC		19			19
BAPTIST HEALTH URGENT CARE AT WEST BOCA		18	1	5%	19
Wesley Place on Honeysuckle		17	2	11%	19
GRACE WELLNESS CENTER		8	11	58%	19
OCEAN REEF MEDICAL CENTER, LLC			19	100%	19
NEW YORK PRESBYTERIAN - ALLEN HOSPITAL		19			19
MONROE COUNTY DETENTION CENTER			19	100%	19
WELLMED AT PLANT CITY		10	9	47%	19
PALM BAY FAMILY PRACTICE		4	14	78%	18
BOZEMAN HEALTH DEACONESS HOSPITAL		13	5	28%	18
MOORINGS PARK OAKSTONE AT GREY OAKS		17	1	6%	18
FLUSHING HOSPITAL MEDICAL CENTER		15	3	17%	18
CHARLOTTE CHD PORT CHARLOTTE		14	4	22%	18
FLORIDA HOSPITAL WINTER GARDEN		15	3	17%	18
CENTRAL FLORIDA PEDIATRIC URGENT CARE LLC		16	2	11%	18
ENCOMPASS HEALTH REHABILITATION HOSPITAL OF SARASOTA		18			18
UTAH DEPARTMENT OF HEALTH			18	100%	18
XPRESS WELLNESS URGENT CARE			18	100%	18
MADISON CORE LABORATORIES		17	1	6%	18
OSCEOLA ALF OPERATOR, LLC DBA□		18			18
MINUTECLINIC DIAGNOSTIC OF ILLINOIS L		15	3	17%	18
MARQUES PEDIATRICS			18	100%	18
UM MILLER SCHOOL OF MEDICINE			18	100%	18

COVID-19: testing by laboratory

Data through Feb 23, 2021 verified as of Feb 24, 2021 at 09:25 AM

Data in this report are provisional and subject to change.

The numbers in the table below represent the number of Florida and non-Florida residents for whom test results were received by the Department of Health. A person can be tested by more than one laboratory and can have both positive and negative results. **Therefore, the sum of the numbers in each column will be larger than the total number of people tested.**

Reporting lab	Inconclusive	Negative	Positive	Percent positive	Total
MCWHORTER SCHOOL OF PHARMACY		18			18
CABOT RESERVE ON THE GREEN		18			18
SPRINGWOOD COURT		13	5	28%	18
WALGREENS COVID-19		14	4	22%	18
DIXIE COUNTY HEALTH DEPARTMENT		11	7	39%	18
GENERAL INTERNAL MEDICINE MEDICAL CTR CLINIC		13	5	28%	18
AURORA DIAGNOSTICS		6	12	67%	18
OCEANSIDE URGENT CARE		18			18
TENNESSEE DEPARTMENT OF HEALTH		14	4	22%	18
DEPT OF VA MEDICAL CENTER - BAY PINES			18	100%	18
MINUTECLINIC DIAGNOSTIC OF NORTH CAROLINA PC		15	3	17%	18
Z UROLOGY		18			18
ST. JUDES LABORATORIES		12	6	33%	18
JOSEF SCHENKER MD PC DBA CENTERS URGENT		17	1	6%	18
ADULT MEDICINE OF LAKE COUNTY INC			18	100%	18
FUTURE PEDIATRICS		15	3	17%	18
WALGREEN EASTERN CO, INC		18			18
MINUTE CLINIC DIAGNOSTIC OF VIRGINIA, LLC		18			18
MINUTECLINIC DIAGNOSTIC OF RHODE ISLAND, LLC #590		17	1	6%	18
MARION COUNTY HEALTH DEPARTMENT		17	1	6%	18
GUARDANT HEALTH		13	5	28%	18
MINUTECLINIC DIAGNOSTIC PA		16	2	11%	18
TPCA CLINICAL LABORATORIES		15	3	17%	18
HARTFORD HOSPITAL ANCILLARY LAB		17	1	6%	18
DASCENA, INC		15	3	17%	18
TOTAL RENAL LABORATORIES INC		13	5	28%	18
HUNT CLUB MEDICAL		13	5	28%	18
FAMILY CARE CYPRESS CREEK		1	17	94%	18
SOUTH NASSAU COMMUNITIES HOSPITAL		14	4	22%	18
OCALA OAKS REHABILITATION CENTER		12	6	33%	18
COMMONWEALTH OF MASSACHUSETTS			18	100%	18
BASSETTI & ASSOCIATES, MD, PA			18	100%	18
VALLEY IMMEDIATE CARE		15	2	12%	17
URGENT TEAM		14	3	18%	17
PRATTVILLE BAPTIST HOSPITAL		13	4	24%	17
DIEGO FALLON MD PA		6	11	65%	17
THE CANOPY AT HARPER LAKE	1		16	94%	17
COLLIER COUNTY JAIL		17			17
MARCO DRUGS AND COMPOUNDING		13	4	24%	17
CRANES VIEW LODGE			17	100%	17
MASSACHUSETTS GENERAL HOSPITAL		1	16	94%	17
BROOKDALE ST AUGUSTINE			17	100%	17
JESSIE TRICE COMMUNITY HEALTH SYSTEM, INC		1	16	94%	17
TENDER CARE ALF		17			17
UVMMC MICROBIOLOGY		16	1	6%	17
BAYCARE MEDICAL GROUP INC			17	100%	17

COVID-19: testing by laboratory

Data through Feb 23, 2021 verified as of Feb 24, 2021 at 09:25 AM

Data in this report are provisional and subject to change.

The numbers in the table below represent the number of Florida and non-Florida residents for whom test results were received by the Department of Health. A person can be tested by more than one laboratory and can have both positive and negative results. **Therefore, the sum of the numbers in each column will be larger than the total number of people tested.**

Reporting lab	Inconclusive	Negative	Positive	Percent positive	Total
WELLINGTON FAMILY PRACTICE		13	4	24%	17
PRIMARY CARE MEDICINE	1	13	3	18%	17
RESOLVE MOLECULAR DIAGNOSTICS		13	4	24%	17
MINUTECLINIC, LLC, DBA MINUTECLINIC #5		14	3	18%	17
MD PLUS URGENT CARE, LLC			17	100%	17
URGENT CARE WEST CLINIC		14	3	18%	17
HEALTHCARE NOW			17	100%	17
BAYLOR GENETICS		6	11	65%	17
LAKELAND HILLS CENTER		10	7	41%	17
ROSS MEDICAL GROUP			17	100%	17
TRINITY MEDICAL ASSOCIATES LLC			17	100%	17
SHELBY BAPTIST MEDICAL CENTER		12	5	29%	17
CARENOW URGENT CARE-BRENTWOOD		11	6	35%	17
BROOKDALE CROWN POINT			17	100%	17
49D2045214PHYSICIAN OFFICE WAIVER MEDEXPRESS URGENT CARE - HARRISONBU		8	9	53%	17
BHA CENTRAL COUNTY CLINIC		1	16	94%	17
INN AT LAKE SEMINOLE SQUARE, THE		17			17
URGENT CARE AT LONGWOOD			17	100%	17
Floral Health and Rehabilitation, LLC		16	1	6%	17
COMMUNITY HOME HEALTH CARE		17			17
ORLANDO FAMILY MEDICINE		7	10	59%	17
BAY BREEZE HEALTH AND REHABILITATION CENTER		9	8	47%	17
GLEN OAKS URGENT CARE		16	1	6%	17
MINUTECLINIC DIAGNOSTICS MEDICAL GROUP		16	1	6%	17
FUNGAL REFERENCE LABORATORY		12	5	29%	17
ADVENTHEALTH MEDICAL GROUP MULTISPECIALTY			17	100%	17
ST ELIZABETH MEDICAL CENTER LABORATORY		16	1	6%	17
PACIFICA SENIOR LIVING FORT MYERS		11	6	35%	17
HELIX DIAGNOSTICS			17	100%	17
Grand Villa of Deerfield Beach		15	2	12%	17
COAST MED URGENT CARE		16	1	6%	17
BAYCARE HEALTH SYSTEMS, LLC			17	100%	17
PEDIATRIC ASSOCIATES PA		16	1	6%	17
GENETIC TECHNOLOGICAL INNOVATIONS			17	100%	17
PARRISH HEALTH CENTER		14	3	18%	17
ASCENSION ST VINCENT'S PRIMARY CARE			17	100%	17
DARDEN WELLNESS CENTER		13	3	19%	16
INTERNAL MEDICINE ASSOCIATES & SPECIALTIES INC		15	1	6%	16
BAPTIST MEMORIAL HEALTH CARE		14	2	13%	16
XERA MED RESEARCH			16	100%	16
STARLING AT NOCATEE			16	100%	16
MEDICINE AT LONGWOOD		16			16
STEINHATCHEE DRUGS		13	3	19%	16
ADEPT INPATIENT MEDICAL SERVICES PC		16			16
PROMEDICA LABORATORIES		11	5	31%	16
MEDEXPRESS URGENT CARE, MOON TOWNSHIP		15	1	6%	16

COVID-19: testing by laboratory

Data through Feb 23, 2021 verified as of Feb 24, 2021 at 09:25 AM

Data in this report are provisional and subject to change.

The numbers in the table below represent the number of Florida and non-Florida residents for whom test results were received by the Department of Health. A person can be tested by more than one laboratory and can have both positive and negative results. **Therefore, the sum of the numbers in each column will be larger than the total number of people tested.**

Reporting lab	Inconclusive	Negative	Positive	Percent positive	Total
Lab MSMC Hialeah			16	100%	16
NOVANT HEALTH GOHEALTH URGENT CARE-HARRISBURG		8	8	50%	16
ST AUGUSTINE PLANTATION		1	15	94%	16
MIRIMUS INC		1	15	94%	16
ST CATHERINE OF SIENA HOSPITAL		14	2	13%	16
ROBERT WOOD JOHNSON UNIVERSITY HOSP		14	2	13%	16
MILLENNIUM PHYSICIAN GRP LLC NAPLES PINE RIDGE			16	100%	16
ADVENT HEALTH - ZEPHYRHILLS			16	100%	16
Citymd Of Lacey		14	2	13%	16
ADVENTHEALTH MEDICAL GROUP PULMONOLOGY		14	2	13%	16
MINUTE CLINIC DIAGNOSTIC OF NEW JERSEY		16			16
PANAMA CITY VITAS HOSPICE		16			16
NORTHWEST FLORIDA COMMUNITY HOSPITAL 3RD FLOOR		14	2	13%	16
CARESPOT EXPRESS HEALTHCARE			16	100%	16
SOMA MEDICAL CENTER # 4		2	14	88%	16
OKEECHOBEE HEALTHCARE FACILITY			16	100%	16
REGENEXX TAMPA BAY		14	2	13%	16
PRO HEALTH FAMILY PHYSICIANS, NYSTROM		16			16
CAREHERE- LCS LEESBURG			16	100%	16
CLEVELAND CLINIC FLORIDA		1	15	94%	16
MINUTECLINIC DIAGNOSTIC OF PENNSYLVANI		16			16
STATEN ISLAND UNIVERSITY HOSPITAL		15	1	6%	16
FAST TRACK URGENT CARE CENTER - TYRONE			16	100%	16
MEDEXPRESS URGENT CARE LEWISBURG		15	1	6%	16
JOSEPH MIGNOGNA		13	3	19%	16
BONIFAY NURSING AND REHABILITATION CENTER			16	100%	16
BAY COUNTY HEALTH DEPARTMENT		12	4	25%	16
SRMC AVALON		9	7	44%	16
AUBURN COMMUNITY HOSPITAL		14	2	13%	16
ALBIBI		1	15	94%	16
ALL FLORIDA FAMILY & SPORTS MEDICINE		15	1	6%	16
ACCESS HEALTH CARE PHYSICIANS LLC		5	11	69%	16
MAITLAND PRIMARY CARE		9	7	44%	16
MEDI STATION			16	100%	16
HARLEM HOSPITAL CENTER		15	1	6%	16
MINUTECLINIC MINUTECLINIC #8746		15	1	6%	16
CRUCIAL CARE		10	6	38%	16
JS HEALTHCARE INC		16			16
SOMA MEDICAL CENTER PA			16	100%	16
LEE COMMUNITY HEALTHCARE - LEHIGH		15	1	6%	16
URGENT CARE CLINIC OF LINCOLN		14	2	13%	16
MINUTECLINIC DIAGNOSTIC OF TEXAS		13	3	19%	16
CALLAWAY CLINIC		11	5	31%	16
HEALTH CENTRAL HOSPITAL			16	100%	16
CLEVELAND CLINIC			16	100%	16
NORTHWEST FLORIDA SLEEP		1	15	94%	16

COVID-19: testing by laboratory

Data through Feb 23, 2021 verified as of Feb 24, 2021 at 09:25 AM

Data in this report are provisional and subject to change.

The numbers in the table below represent the number of Florida and non-Florida residents for whom test results were received by the Department of Health. A person can be tested by more than one laboratory and can have both positive and negative results. **Therefore, the sum of the numbers in each column will be larger than the total number of people tested.**

Reporting lab	Inconclusive	Negative	Positive	Percent positive	Total
ENCOMPASS HEALTH REHABILITATION HOSPITAL OF PANAMA CITY		10	5	33%	15
MILTON 4707		15			15
UNAVAILABLE/UNKNOWN/NO INFORMATION FOUND			15	100%	15
UNIVERSITY LAB			15	100%	15
PALM BEACH GARDENS MEDICAL CENTER			15	100%	15
GRAND VILLA OF ORMOND BEACH		13	2	13%	15
TMH FSU RAPID LABORATORY		2	13	87%	15
EXPRESS FAMILY CARE LLC			15	100%	15
STAT MEDICAL CLINIC III INC		10	5	33%	15
A LILIKO'I PHARMACY LLC		15			15
FORT HAMILTON URGENT CARE		15			15
BESSENT ROAD GROUP HOME		15			15
LAKEWOOD RANCH MEDICAL CENTER CLINICAL LAB			15	100%	15
PRIMARY CARE WALK IN CLINIC PLLC			15	100%	15
MINUTECLINIC #8699		12	3	20%	15
OAKMONTE VILLAGE OF DAVIE			15	100%	15
BVL PEDIATRICS		14	1	7%	15
BAPTIST MEDICAL CENTER EAST		11	4	27%	15
1 TOUCH TOTALCARE SOLUTIONS		14	1	7%	15
PATHLINE			15	100%	15
SINAI HOSPITAL OF BALTIMORE		15			15
MINUTECLINIC DIAGNOSTIC OF MICHIGAN PC		14	1	7%	15
WALK IN URGENT CARE			15	100%	15
BAYCARE MEDICAL GROUP INC			15	100%	15
TELEVISIT MALABAR PEDIATRICS		5	10	67%	15
MULBERRY'S MOBILE PROVIDER SERVICES LLC		1	14	93%	15
Astoria Health and Rehab		15			15
AJU GEORGE MD PA			15	100%	15
HODGES CLUSTER		2	13	87%	15
CHURCH OF SCIENTOLOGY FLAG SERVICE ORGANIZATION		14	1	7%	15
SUMMERGATE PHARMACY		14	1	7%	15
DOCTORS MEDICAL CENTER OF WALTON COUNTY CLINIC			15	100%	15
PBSO WEST PALM FAMILY PRACTICE		1	14	93%	15
MEDLAB ASSOCIATES LLC		15			15
WEEMS MEDICAL CENTERS		10	5	33%	15
EASTLAKE PEDIATRICS - TRINITY		15			15
DIATHERIX		13	2	13%	15
MINUTECLINIC, LLC, DBA MINUTECLINIC #2544		14	1	7%	15
TREEHOUSE PEDIATRICS & FAMILY CARE		15			15
FAMILY CARE			15	100%	15
HOLLEY-NAVARRE MEDICAL CLINIC		5	10	67%	15
MEADOWCREST MOLECULAR DIAGNOSTICS, LLC			15	100%	15
FAMILY CARE CENTER OF ARLINGTON		10	5	33%	15
COMMUNITY HEALTH OF SOUTH FLORIDA INC			15	100%	15
MEDEXPRESS URGENT CARE - TIMBERLAKE		14	1	7%	15
ADVENT HEALTH - KISSIMMEE		5	10	67%	15

COVID-19: testing by laboratory

Data through Feb 23, 2021 verified as of Feb 24, 2021 at 09:25 AM

Data in this report are provisional and subject to change.

The numbers in the table below represent the number of Florida and non-Florida residents for whom test results were received by the Department of Health. A person can be tested by more than one laboratory and can have both positive and negative results. **Therefore, the sum of the numbers in each column will be larger than the total number of people tested.**

Reporting lab	Inconclusive	Negative	Positive	Percent positive	Total
CLINIC OF PEDIATRICS & GI MEDICINE INC		1	14	93%	15
EAR NOSE & THROAT ASSOCIATES OF MANATEE PA		15			15
CUSTEAD CARE CENTER HAVEN HOSPICE		12	3	20%	15
BLOUNT MEMORIAL HOSPITAL		13	2	13%	15
FLORIDA DEPARTMENT OF HEALTH IN HILLSBOROUGH COUNTY		1	14	93%	15
ST ANTHONY'S HOSP PATIENT CARE SERVICE			15	100%	15
ORLANDO HEALTH		2	13	87%	15
Grand Villa of Clearwater		13	2	13%	15
COLLEGE POINT URGENT CARE		13	2	13%	15
OPIS ISLAND LAKE CENTER		13	1	7%	14
REOPEN DIAGNOSTICS			14	100%	14
UC HEALTH UNIVERSITY HOSPITAL		11	3	21%	14
NORTHWESTERN MEMORIAL HOSPITAL			14	100%	14
ALASKA PUBLIC HEALTH LAB		1	13	93%	14
TREASURE COAST URGENT CARE			14	100%	14
Consulate Health Care of Jacksonville			14	100%	14
TALLAHASSEE PRIMARY CARE ASSOCIATES PA		12	2	14%	14
PULSE & REMEDY LLC			14	100%	14
MORTON PLANT MEASE			14	100%	14
DAVITA DIALYSIS		4	10	71%	14
TANVIR H SHAGAR NP		14			14
KINDRED HOSPITAL OCALA		12	2	14%	14
MEDEMERGE		13	1	7%	14
MC DIAGNOSTIC OF CONNECTICUT, PC #775		13	1	7%	14
Terrace of Jacksonville			14	100%	14
FORT WALTON BEACH DEVELOPMENTAL CENTER		13	1	7%	14
RIVERSIDE COTTAGES AT THE SHORES, LLC			14	100%	14
BENTON HOUSE OF PORT ORANGE		8	6	43%	14
BREVARD HEALTH ALLIANCE INC, THE		9	5	36%	14
CVS NY4098030POCT NEW YORK		14			14
WEEMS MEMORIAL HOSPITAL		10	4	29%	14
HUDSON VALLEY HOSPITAL CENTER LABORATORY		13	1	7%	14
MIAMI BEACH MEDICAL GROUP LLC			14	100%	14
ST JOSEPH HOSPITAL		13	1	7%	14
SOUTHEASTERN UNIVERSITY INC		14			14
Belleair Healthcare Center		8	6	43%	14
HEALTHFIRST ADVENT HEALTH CENTRA CARE COCOA BEACH			14	100%	14
MEDEXPRESS URGENT CARE - ROBINSON TWP, STEUBENVILLE PIKE		12	2	14%	14
ST CLOUD MEDICAL GROUP		12	2	14%	14
SANDALWOOD NURSING CENTER		14			14
MI CASA DORADA ASSISTED LIVING FACILIT		14			14
EPIPHANY HEALTH		8	6	43%	14
MINUTECLINIC DIAGNOSTIC OF LOUISIANA,		13	1	7%	14
POLK CHD BARTOW		13	1	7%	14
SOUTHEASTERN LABORATORY			14	100%	14
LAKE HOWARD HEIGHTS	1	11	2	14%	14

COVID-19: testing by laboratory

Data through Feb 23, 2021 verified as of Feb 24, 2021 at 09:25 AM

Data in this report are provisional and subject to change.

The numbers in the table below represent the number of Florida and non-Florida residents for whom test results were received by the Department of Health. A person can be tested by more than one laboratory and can have both positive and negative results. **Therefore, the sum of the numbers in each column will be larger than the total number of people tested.**

Reporting lab	Inconclusive	Negative	Positive	Percent positive	Total
ALAN L MELOTEK MD		14			14
The Evangelical Lutheran Good Samaritan Society		14			14
SHERMAN-ABRAMS LABORATORY INC		11	3	21%	14
HOPE HEALTHCARE		14			14
INDIANA STATE DEPARTMENT OF HEALTH		1	13	93%	14
SIGMUND LABS LLC		14			14
MELBOURNE FAMILY PRACTICE		12	2	14%	14
NORTHWEST FLORIDA ENT, PA		5	9	64%	14
BOCA SIMON		2	12	86%	14
OPTIONS FOR SENIORS INC DBA PALM KREST MANOR		12	2	14%	14
LUCID DIAGNOSTICS LABS			13	100%	13
LPG PULMONOLOGY-COCONUT POINT		11	2	15%	13
EAR NOSE AND THROAT ASSOCIATES OF MANATEE, P.A.		10	3	23%	13
NOVALIFE MEDSPA			13	100%	13
LONG ISLAND JEWISH VALLEY STREAM		12	1	8%	13
Sunnyside Care Center		13			13
VRL EUROFINs - HAWAII		13			13
CLINICAL LABORATORY SERVICES			13	100%	13
UNIVERSITY OF ILLINOIS VETERINARY DIAG		13			13
PHELPS HOSPITAL LABORATORY		11	2	15%	13
UNIVERSITY HOSPITAL UC HEALTH		9	4	31%	13
MINUTECLINIC DIAGNOSTIC OF TN PC #6435		13			13
BROOKDALE DELAND			13	100%	13
NEUPATH DIAGNOSTICS		7	6	46%	13
SHELBY COUNTY HEALTH CARE CORPORATION		10	3	23%	13
GRAND VILLA OF PINELLAS PARK		12	1	8%	13
VILLA OF KINGS AND QUEENS OF DELRAY		13			13
ARNOT OGDEN MEDICAL CENTER LABORATORY		13			13
FLORIDA MEDICAL CLINIC IM MLK		9	4	31%	13
HORIZON MEDICAL GROUP		11	2	15%	13
VALDOSTA FAMILY MEDICINE		1	12	92%	13
BAYA URGENT CARE LLC		1	12	92%	13
CROSS CARE CENTER			13	100%	13
ORANGE REGIONAL MEDICAL CENTER LABORATORY		10	3	23%	13
MIAMI BEACH MEDICAL GROUP			13	100%	13
MINUTECLINIC DIAGNOSTIC OF TN, PC 6438		11	2	15%	13
ADVENT HEALTH - WINTER HAVEN		7	6	46%	13
DYNAMIC DNA LAB		1	12	92%	13
PARKWEST MEDICAL CENTER		11	2	15%	13
ESCAMBIA COMMUNITY CLINIC		2	11	85%	13
MAINSTREET FAMILY SELECT		1	12	92%	13
AVALON MEDICAL WALK IN CLINIC			13	100%	13
BELLEVUE HOSPITAL CENTER DEPARTMENT		13			13
MINUTECLINIC DIAGNOSTIC OF TN, PC 374		9	4	31%	13
ROCKLEDGE		3	10	77%	13
COVANCE CENTRAL LABORATORY			13	100%	13

COVID-19: testing by laboratory

Data through Feb 23, 2021 verified as of Feb 24, 2021 at 09:25 AM

Data in this report are provisional and subject to change.

The numbers in the table below represent the number of Florida and non-Florida residents for whom test results were received by the Department of Health. A person can be tested by more than one laboratory and can have both positive and negative results. **Therefore, the sum of the numbers in each column will be larger than the total number of people tested.**

Reporting lab	Inconclusive	Negative	Positive	Percent positive	Total
FLORIDA MEDICAL CLINIC - MULTI SPECIALTY CAMPUS		4	9	69%	13
BRYAN WHITFIELD MEMORIAL HOSPITAL		8	5	38%	13
PREMIER LABORATORY SERVICES, LLC		5	8	62%	13
INTERMOUNTAIN CENTRAL LAB		1	12	92%	13
HARBOR CHASE OF JACKSONVILLE			13	100%	13
PROHEALTH CARE ASSOCIATES MOBILE		10	3	23%	13
MINUTECLINIC DIAGNOSTIC OF TN PC #566		11	2	15%	13
COMPREHENSIVE CHILDCARE ASSOCIATES		8	5	38%	13
WORLD WRESTLING ENTERTAINMENT			13	100%	13
A AND R RESEARCH GROUP LLC		10	3	23%	13
ORCHID COVE		3	10	77%	13
IN-OFFICE LAB		12	1	8%	13
FLORIDA STATE HOSPITAL			13	100%	13
ELTINGVILLE CIRCLE URGENT CARE		13			13
GLENBROOKE AT PALM BAY			13	100%	13
MONTEFIORE ST LUKE'S CORNWALL HOSPITAL		10	3	23%	13
BROOKLYN HOSPITAL CENTER DOWNTOWN CAMPUS		13			13
SOUTHEAST FAMILY HEALTHCARE CENTER			13	100%	13
CAREATC			13	100%	13
METROPOLITAN CHARITIES INC		12	1	8%	13
CVS MINUTE CLINIC DIAGNOSTIC OF TEXAS LLC		10	3	23%	13
MERCY MEDICAL CENTER		5	7	58%	12
ST VINCENT'S URGENT CARE		9	3	25%	12
BROWARD DIALYSIS			12	100%	12
PARROTT MEDICAL CLINIC			12	100%	12
UNIVERSITY OF MIAMI MILLER SCHOOL			12	100%	12
BROOKDALE CITRUS			12	100%	12
MC DIAGNOSTIC OF CONNECTICUT, PC #1960		12			12
BAPTIST PRIMARY CARE PONTE VEDRA		6	6	50%	12
MEDEXPRESS URGENT CARE-ALTOONA		10	2	17%	12
CARLOS F FUSTER MD PA		12			12
LAB UNKNOWN		1	11	92%	12
MED TECH SERVICES OF PALM BEACH INC		12			12
IREPERTOIRE_MOL_LAB		12			12
TNC WALK IN CLINIC		9	3	25%	12
THE PLAZA AT PARKSQUARE		12			12
ENCOMPASS HOME HEALTH OF THE SOUTHEAST LLC		12			12
SUMMIT ATLANTIC SURGERY CENTER		12			12
NATIONAL GENETICS INST LABCORP		4	8	67%	12
STEWART MELBOURNE HOSPITAL, INC	1		11	92%	12
WACO HHSSURGAWACO	1	10	1	8%	12
HAVEN HOSPICE			12	100%	12
ACADIAN DIAGNOSTIC LABORATORIES		8	4	33%	12
INNOVATIVE RESEARCH OF WEST FLORIDA		9	3	25%	12
MADISON COUNTY HEALTH DEPARTMENT		5	7	58%	12
ADVENTHEALTH MEDICAL GROUP PEDIATRICS AT		2	10	83%	12

COVID-19: testing by laboratory

Data through Feb 23, 2021 verified as of Feb 24, 2021 at 09:25 AM

Data in this report are provisional and subject to change.

The numbers in the table below represent the number of Florida and non-Florida residents for whom test results were received by the Department of Health. A person can be tested by more than one laboratory and can have both positive and negative results. **Therefore, the sum of the numbers in each column will be larger than the total number of people tested.**

Reporting lab	Inconclusive	Negative	Positive	Percent positive	Total
PRIMARY CARE SPECIALISTS OF ORLANDO LLC		9	3	25%	12
MEDEXPRESS URGENT CARE - SEMINOLE SQUA		10	2	17%	12
GNT ASSOCIATES		11	1	8%	12
WALGREEN		4	8	67%	12
ST PETER'S UNIVERSITY HOSPITAL		9	3	25%	12
GRAND VILLA OF DEL RAY WEST		11	1	8%	12
WOODLAND TOWERS		6	6	50%	12
MI2297090CV HOLLAND-23D2189684		12			12
GRAND VILLA OF ENGLEWOOD		8	4	33%	12
GLEN OAKS HEALTH AND REHABILITATION CENTER			12	100%	12
FLORIDA PRESBYTERIAN HOMES INC		11	1	8%	12
YORKVILLE PEDIATRIC URGENT CARE		12			12
URGENT CARE USA LLC		1	11	92%	12
AVENTURA HOSPITAL AND MEDICAL CENTER			12	100%	12
LIFE CARE OF PORT SAINT LUCIE		3	9	75%	12
ADVENTHEALTH MEDICAL GROUP CARE CLINIC AT		8	4	33%	12
MIRACLE ALF INC		12			12
SUWANNEE COUNTY JAIL		11	1	8%	12
SOMA MEDICAL CENTER, P.A.			12	100%	12
LEON CHD		12			12
MERIDIAN AT WATERWAYS, THE		10	2	17%	12
CVS TN5639POCT FARRAGUT		10	2	17%	12
ORMOND MEDICAL ARTS		3	9	75%	12
TLC FAMILY CARE HOME INC		12			12
METHODIST MEDICAL CENTER		9	3	25%	12
CVS MINUTE CLINIC, LLC		10	2	17%	12
FHCP-PORT ORANGE		3	9	75%	12
Lady Lake Specialty Care			12	100%	12
APPLE DIAGNOSTICS LAB		5	7	58%	12
GRAND VILLA OF BOYNTON BEACH		11	1	8%	12
COLLIER COUNTY HEALTH DEPT.		7	5	42%	12
SARASOTA - ROBERT L TAYLOR COMMUNITY CENTER□		1	11	92%	12
VERITAS RESEARCH CORP			12	100%	12
NAPLES GREEN VILLAGE		12			12
ADVENTHEALTH MEDICAL GROUP		9	3	25%	12
FORT PIERCE FAMILY CARE INC		6	6	50%	12
FLORIDA DEPT OF HEALTH		4	8	67%	12
THE PALMS PHARMACY, INC		11	1	8%	12
OHIO STATE UNIVERSITY MEDICAL CENTER			12	100%	12
GEORGE W FERGUSON MD-CONCIERGE MEDICAL SERVICES PL		11	1	8%	12
PANCARE HEALTH - WEWA ELEMENTARY			12	100%	12
FAMILY MEDICINE AT LONGWOOD			12	100%	12
BIOTECH CLINICAL LABORATORIES, INC.		1	10	91%	11
CARENOW URGENT CARE-WEST END		7	4	36%	11
DMH STEINHATCHEE FAMILY MEDICINE		8	3	27%	11
CAREATC INC BRANDON	1	9	1	9%	11

COVID-19: testing by laboratory

Data through Feb 23, 2021 verified as of Feb 24, 2021 at 09:25 AM

Data in this report are provisional and subject to change.

The numbers in the table below represent the number of Florida and non-Florida residents for whom test results were received by the Department of Health. A person can be tested by more than one laboratory and can have both positive and negative results. **Therefore, the sum of the numbers in each column will be larger than the total number of people tested.**

Reporting lab	Inconclusive	Negative	Positive	Percent positive	Total
SEMORAN FAMILY HEALTH LLC		10	1	9%	11
ALCOVE ASSISTED LIVING FACILITY		11			11
DESOTO HEALTH AND REHAB LLC		7	4	36%	11
Hackensack Umc Mountainside		10	1	9%	11
MHHS All Lab Subsection		11			11
ILLINOIS DEPT OF PUBLIC HEALTH LAB - SPRINGFIELD			11	100%	11
PRIMECARE AT PORT ORANGE			11	100%	11
Lehigh Acres Health and Rehabilitation			11	100%	11
CULINARY INSTITUTE OF AMERICA STUDENT	3	8			11
AIM LABORATORIES			11	100%	11
Rosewood Healthcare and Rehabilitation Center		5	6	55%	11
AZALEA HEALTH		2	9	82%	11
JOHN W NORRIS III MD PA	1		10	91%	11
SURGERY CENTER OF CORAL GABLES LLC,THE		9	2	18%	11
WINTER PARK CARE AND REHABILITATION			11	100%	11
MEYER PEDIATRICS CHTD		11			11
MEDICAL PAVILION CLINIC		2	9	82%	11
PRIMECARE ACQUISITION FAMILY PRACTICE INC		11			11
MOUNT DORA PEDIATRICS		9	2	18%	11
CORNER OAK ESTATE LLC		11			11
MORTON PLANT NORTH BAY HOSPITAL			11	100%	11
MED LABS DIAGNOSTICS		6	5	45%	11
LEHIGH VALLEY HOSPITAL		3	8	73%	11
MONTEFIORE MEDICAL CENTER LABORATORIES - WEILER		7	4	36%	11
MIDNIGHT MEDICINE			11	100%	11
FAMILY PRACTICE ON THE GO		6	5	45%	11
UMHC/SYLVESTER AT KENDALL		1	10	91%	11
St Joseph's Hospital & Medical Center		10	1	9%	11
MINUTECLINIC DIAGNOSTIC OF TN, PC 4992		11			11
GAMMA DIAGNOSTIC LAB LLC			11	100%	11
FLORIDA HOSPITAL PHYSICIAN GROUP		3	8	73%	11
VIRTUA WEST JERSEY HOSPITAL VOORHEES		9	2	18%	11
WELLMED AT PORT ST LUCIE WEST		7	4	36%	11
WANTAGH URGENT CARE		8	3	27%	11
MULBERRY CARE CENTER		7	4	36%	11
MINUTECLINIC DIAGNOSTIC OF TN PC #320		10	1	9%	11
NORTHERN WESTCHESTER HOSPITAL LABORATORY		9	2	18%	11
UNIVERSITY CENTRA CARE		10	1	9%	11
NORTH OKALOOSA PHYSICIAN GROUP		10	1	9%	11
LPG PRIMARY CARE AT SURFSIDE		10	1	9%	11
St. Annes Nursing Center, St. Annes Residence, Inc.		11			11
FIRST CHOICE PEDIATRICS WINTER SPRINGS		10	1	9%	11
IGENEX INC		11			11
LIFE'S SPECIAL MOMENTS INC		11			11
MINUTECLINIC DIAGNOSTIC OF NORTH		10	1	9%	11
NIGHT LITE PEDIATRICS CENTER, LLC		1	10	91%	11

COVID-19: testing by laboratory

Data through Feb 23, 2021 verified as of Feb 24, 2021 at 09:25 AM

Data in this report are provisional and subject to change.

The numbers in the table below represent the number of Florida and non-Florida residents for whom test results were received by the Department of Health. A person can be tested by more than one laboratory and can have both positive and negative results. **Therefore, the sum of the numbers in each column will be larger than the total number of people tested.**

Reporting lab	Inconclusive	Negative	Positive	Percent positive	Total
GADSDEN REGIONAL MEDICAL CENTER		11			11
PALM BEACH PATHOLOGY		9	2	18%	11
MEDEXPRESS URGENT CARE- MARYLAND		10	1	9%	11
CARE FAST MURABELLA		7	4	36%	11
MEDICAL CENTER AFFILIATES WEST PALM			11	100%	11
CVS MINUTE CLINIC DIAGNOSTIC PA		9	2	18%	11
ADVENTIST HEALTH SYSTEM FLORIDA DEPT OF HEALTH		7	4	36%	11
ELITE HOME HEALTH SERVICES		11			11
ORLANDO ORTHOPAEDIC OUTPATIENT SURGERY CENTER LLC		8	3	27%	11
WELLMED AT SOUTH PARSONS		9	2	18%	11
ADVANCED HEALTHCARE ASSOCIATES		11			11
SEBRING PEDIATRICS LLC			11	100%	11
MC DIAGNOSTIC OF CONNECTICUT PC #459		11			11
GENESIS		7	4	36%	11
45TH 1		11			11
Grand Villa of Dunedin		5	6	55%	11
WINDSOR WOODS REHAB & HEALTHCARE CTR		10	1	9%	11
TELEVISIT PALM BAY FAMILY PRACTICE		9	2	18%	11
BAPTIST HEALTH			11	100%	11
CARLOS PORTU MD, PLLC			11	100%	11
SAMARITAN MEDICAL CENTER		11			11
THE TERRACE OF SAINT CLOUD		9	2	18%	11
MINUTE CLINIC		1	10	91%	11
FAMILY MEDICINE AT HUNTERS CREEK		11			11
WATSON HEALTHCARE		8	3	27%	11
PINELLAS COUNTY HEALTH DEPARTMENT		2	9	82%	11
SENIOR HOME CARE INC		11			11
TROPICANA		5	6	55%	11
CARINGTON MANOR		11			11
REDMED CLINIC OF ARLINGTON		10	1	9%	11
EMERALD COAST HOSPICE - CRESTVIEW		10			10
PRORENATA LABS		2	8	80%	10
BELLE GLADES HEALTH CLINIC			10	100%	10
MAINSTREET FAMILY CARE			10	100%	10
PANCARE HEALTH - VERNON ELEMENTARY			10	100%	10
AMERICAN HOUSE FORT MYERS		10			10
BLOCK NATION CHASE		4	6	60%	10
Hialeah Nursing And Rehabilitation Center		6	4	40%	10
URGENT CARE CENTER AT PINNACLE		4	6	60%	10
TMH PHYSICIAN PARTNERS - MONTICELLO		8	2	20%	10
STATEN ISLAND UNIVERSITY HOSPITAL SEGUINE AVE		9	1	10%	10
MINUTECLINIC DIAGNOSTIC OF NEW MEXICO		10			10
NEW JERSEY DEPARTMENT OF HEALTH COMMUNICABLE DISEASE SERVICE		3	7	70%	10
MEDEXPRESS URGENT CARE - SALEM		6	4	40%	10
URGENT CARE OF NEW YORK		10			10
VASCONCELLO COHEN MD PA		9	1	10%	10

COVID-19: testing by laboratory

Data through Feb 23, 2021 verified as of Feb 24, 2021 at 09:25 AM

Data in this report are provisional and subject to change.

The numbers in the table below represent the number of Florida and non-Florida residents for whom test results were received by the Department of Health. A person can be tested by more than one laboratory and can have both positive and negative results. **Therefore, the sum of the numbers in each column will be larger than the total number of people tested.**

Reporting lab	Inconclusive	Negative	Positive	Percent positive	Total
TALLAHASSEE VA OPC		9	1	10%	10
CBC LAB		3	7	70%	10
NOT INDICATED		1	9	90%	10
DES PLAINES CLINICAL LAB		3	7	70%	10
XPRESS URGENT CARE- PORT ST. LUCIE		2	8	80%	10
CREATIVE TESTING SOLUTIONS		3	7	70%	10
Maury Regional Hospital		6	4	40%	10
APPALACHIAN REGIONAL HEALTHCARE SYSTEM		10			10
CARROLL GARDENS URGENT CARE		10			10
RICHMOND UNIVERSITY MEDICAL CENTER		8	2	20%	10
METHODIST HOSPITAL			10	100%	10
VENICE GREEN VILLAGE		3	7	70%	10
MOLECULAR PATHOLOGY LABORATORY			10	100%	10
DOCTOR TODAY TLC LLC			10	100%	10
Solaris Healthcare Pensacola			10	100%	10
MINUTECLINIC DIAGNOSTIC OF TN PC #6415		9	1	10%	10
AMBRY GENETICS CORPORATION		10			10
ESTATES MEDICAL CENTER INC			10	100%	10
MEDEX REGIONAL LABORATORIES LLC		1	9	90%	10
HUNTINGTON URGENT CARE		9	1	10%	10
THE VILLAGES HEALTH		5	5	50%	10
CROSSROADS URGENT CARE, PLLC		10			10
EXPRESS CARE OF TAMPA BAY LLC		2	8	80%	10
KIDSWOOD PEDIATRICS CORP		3	7	70%	10
MEDEXPRESS URGENT CARE PARKERSBURG		8	2	20%	10
PPD - IXLAYER		9	1	10%	10
LUXOR SCIENTIFIC LLC		1	9	90%	10
URGENT CARE & FAMILY PRACTICE CENTER			10	100%	10
HIGH TOWER ALF LLC		9	1	10%	10
MEDEXPRESS URGENT CARE - PANTOPS		9	1	10%	10
OPTIMAL CARE PEDIATRICS			10	100%	10
KIDSVILLE PEDIATRICS			10	100%	10
MEDEXPRESS URGENT CARE - CHRISTIANBURG		7	3	30%	10
LAKE NONA MEDICAL SERVICES		3	7	70%	10
MEDEXPRESS URGENT CARE CHARLESTON		6	4	40%	10
COMMUNITY HEALTH CENTER		2	8	80%	10
ADVENTIST HEALTH SYSTEM		9	1	10%	10
MINUTECLINIC, LLC #4230		9	1	10%	10
OCCUPATIONAL HEALTH CENTERS OF THE SOUTHWEST PA		9	1	10%	10
FLORIDA DEPARTMENT OF HEALTH WASHINGTON COUNTY		5	5	50%	10
CORONA PATHOLOGY		10			10
PHASE2 LABS	2	6	2	20%	10
MINUTECLINIC DIAGNOSTIC OF PA, LLC (1036)		8	2	20%	10
SAVANNAH MANOR ASSISTED LIVING COMMUNITY			10	100%	10
ALABAMA DEPARTMENT OF PUBLIC HEALTH		1	9	90%	10
HNL LAB MEDICINE		7	3	30%	10

COVID-19: testing by laboratory

Data through Feb 23, 2021 verified as of Feb 24, 2021 at 09:25 AM

Data in this report are provisional and subject to change.

The numbers in the table below represent the number of Florida and non-Florida residents for whom test results were received by the Department of Health. A person can be tested by more than one laboratory and can have both positive and negative results. **Therefore, the sum of the numbers in each column will be larger than the total number of people tested.**

Reporting lab	Inconclusive	Negative	Positive	Percent positive	Total
LAKE BALDWIN CBOC		9	1	10%	10
NORTON HEALTHCARE			10	100%	10
TENNESSEE DEPARTMENT OF HEALTH (TDH) - CENTRAL LABORATORY		2	8	80%	10
NIGHT OWL PEDIATRICS URGENT CARE			10	100%	10
RUSSELL MEDICAL CENTER		9	1	10%	10
CONSULATE HEALTH CARE OF PENSACOLA			10	100%	10
BRIDGE DIAGNOSTICS			10	100%	10
BIG BEND HOSPICE INC		10			10
CVS NC187POCT CHARLOTTE		10			10
MINUTECLINIC DIAGNOSTIC OF RHODE ISLAND		7	3	30%	10
CITY OF CLEARWATER EMPLOYEE HEALTH CENTER		3	7	70%	10
RPC@HODGES		2	8	80%	10
RED MOUNTAIN DIAGNOSTICS		10			10
MONROE COUNTY HOSPITAL		7	3	30%	10
RIVERWOOD CENTER,THE			10	100%	10
MINUTE CLINIC LLC #5733		10			10
VETERNANS ADMINISTRATION			10	100%	10
BROWARD HEALTH CARE			10	100%	10
CARENOW URGENT CARE - EAST NASHVILLE		8	2	20%	10
ASSOCIATES MD CYPRESS CREEK			10	100%	10
CVS MINUTE CLINIC DIAGNOSTIC OF WISCONSIN		10			10
CVS NC3516POCT WINSTON SALEM		8	2	20%	10
PBC PREMIER FAMILY HEALTH			10	100%	10
MOSOLF PEDIATRICS			10	100%	10
FLEMING ISLAND CENTER FOR CLINICAL RESEARCH		10			10
MEDICAL LABORATORY DIAGNOSTICS			10	100%	10
Westchester General Hospital			10	100%	10
HCR MANORCARE		10			10
BROOKDALE PANAMA CITY		9	1	10%	10
BEAUMONT LABORATORY			10	100%	10
BAYFRONT FAMILY HEALTH CENTER			10	100%	10
MEDEXPRESS URGENT CARE - MONROE		10			10
HEALTH NETWORK LABORATORIES		6	4	40%	10
VITALANT		1	9	90%	10
ONEIDA HEALTHCARE CENTER		8	2	20%	10
ISLAND COAST PEDIATRICS IN-HOUSE LAB		10			10
SUPERIOR RESIDENCES OF CLERMONT		2	8	80%	10
MEDEXPRESS URGENT CARE - LAFAYETTE		9	1	10%	10
BOCA RATON REGIONAL HOSPITAL LAB			10	100%	10
ASHRAF MEDICAL GROUP PLLC DBA PULSE M		9	1	10%	10
PLYMOUTH HARBOR INCORPORATED		9	1	10%	10
ACCESS PHARMACY		10			10
MISSOURI DEPARTMENT OF HEALTH AND SENIOR SERVICES			10	100%	10
MEDEXPRESS URGENT CARE-KATY		7	3	30%	10
KIMBERLY J HENDERSON MD PC		9	1	10%	10
PERSONAL PEDIATRICS PA		7	3	30%	10

COVID-19: testing by laboratory

Data through Feb 23, 2021 verified as of Feb 24, 2021 at 09:25 AM

Data in this report are provisional and subject to change.

The numbers in the table below represent the number of Florida and non-Florida residents for whom test results were received by the Department of Health. A person can be tested by more than one laboratory and can have both positive and negative results. **Therefore, the sum of the numbers in each column will be larger than the total number of people tested.**

Reporting lab	Inconclusive	Negative	Positive	Percent positive	Total
MAIMONIDES MEDICAL CENTER		7	3	30%	10
ORLANDO ORTHOPAEDIC OUTPATIENT SURGERY CENTER		5	4	44%	9
HEALTH MED HOME CARE, LLC		9			9
CARENOW URGENT CARE-MT JULIET		8	1	11%	9
CITY OF NAPLES FIRE RESCUE		7	2	22%	9
BUENA VIDA ESTATES			9	100%	9
EMERGENCY MEDICAL CENTER		3	6	67%	9
RHODE ISLAND DEPARTMENT OF HEALTH			9	100%	9
COLLIER HMA PHYSICIAN MANAGEMENT, LLC		1	8	89%	9
CVS HEALTH, #3396		9			9
LOREY ALF		9			9
MAGNOLIA MANOR			9	100%	9
CVS MINUTE CLINIC DIAGNOSTIC MED GRP OF CA		9			9
MOBILE RESPONSE DIAGNOSTICS LLC		8	1	11%	9
GRAND VILLA OF LARGO		7	2	22%	9
ROSECASTLE			9	100%	9
OPTUM SILVER LAKES			9	100%	9
DOC PAM PA		8	1	11%	9
THE MARY IMOGENE BASSETT HOSPITAL		9			9
PRIME MEDICAL CARE, LLC		9			9
NORTHWEST FLORIDA COMMUNITY HOSPITAL LABORATORY		8	1	11%	9
OUR HOME AT BEACON HILL			9	100%	9
CHEMISYS LABORATORIES		1	8	89%	9
BAYONET POINT HOSPITAL			9	100%	9
GCPM MANUAL MICROBIOLOGY		1	8	89%	9
FOX FAMILY PRACTICE		9			9
MEDEXPRESS URGENT CARE - BENTON HARBOR		9			9
MINUTECLINIC DIAGNOSTIC OF OKLAHOMA		7	2	22%	9
MINUTECLINIC DIAGNOSTIC OF TN PC #6363		8	1	11%	9
Signature Healthcare of Ormond		9			9
ST JUDE LABORATORIES		7	2	22%	9
BRENNITY AT VERO BEACH, THE			9	100%	9
VILLAGE PLACE HEALTH AND REHAB		9			9
BAYFRONT HEALTH ST PETERSBURG		8	1	11%	9
NORTHSHORE UNIVERSITY HEALTHSYSTEM EVANSTON HOSPITAL LAB			9	100%	9
PEDIATRIC HEALTH CARE ALLIANCE			9	100%	9
PRECISION GENETICS			9	100%	9
LAKEVIEW HEALTH SYSTEMS			9	100%	9
ORLANDO MEDICAL CENTER PL		1	8	89%	9
ORLANDO HEALTH PHYSICIAN ASSOCIATES		4	5	56%	9
FRUITVILLE URGENT CARE			9	100%	9
CORAL LANDING ASSISTED LIVING		7	2	22%	9
BERGEN NEW BRIDGE M		8	1	11%	9
MIDMICHIGAN MEDICAL CENTER			9	100%	9
PATEL MEDICAL VENTURES		8	1	11%	9
ORANGE PARK PEDIATRIC ASSOCIATES		1	8	89%	9

COVID-19: testing by laboratory

Data through Feb 23, 2021 verified as of Feb 24, 2021 at 09:25 AM

Data in this report are provisional and subject to change.

The numbers in the table below represent the number of Florida and non-Florida residents for whom test results were received by the Department of Health. A person can be tested by more than one laboratory and can have both positive and negative results. **Therefore, the sum of the numbers in each column will be larger than the total number of people tested.**

Reporting lab	Inconclusive	Negative	Positive	Percent positive	Total
MEDEXPRESS URGENT CARE - WINCHESTER GATEWAY		7	2	22%	9
Casa Mora Rehabilitation & Extended Care		9			9
LAKE NONA MEDICAL SERVICE LLC		9			9
CHILDREN'S HEALTH CENTER INC.		7	2	22%	9
MEDEXPRESS URGENT CARE MONACA		9			9
REMISE OCCUPATIONAL HEALTH SOLUTIONS INC			9	100%	9
YUSRA MEDICAL ASSOCIATES PA		6	3	33%	9
GLADES COUNTY DETENTION CENTER			9	100%	9
ARBORS OF GULF BREEZE, THE		7	2	22%	9
MEDLABS DIAGNOSTICS		7	2	22%	9
PALM BAY URGENT CARE PL		1	8	89%	9
NIGHT LITE PEDIATRICS CENTER		1	8	89%	9
Consulate Health Care of Brandon		7	2	22%	9
AVALON FAMILY RESORT ASSISTED LIVING LLC		9			9
CVA MINUTE CLINIC DIAGNOSTIC OF VIRGINIA, LLC		9			9
FAMILY HEALTH CENTER AT PORT ST JOHN		4	5	56%	9
MINUTE CLINIC LLC #1448		8	1	11%	9
MICHIGAN DEPARTMENT OF COMMUNITY HEALTH		1	8	89%	9
FLORIDA MENTOR		7	2	22%	9
PHYSICIANS REGIONAL MEDICAL CTR - COLLIER BLVD			9	100%	9
MINUTECLINIC DIAGNOSTIC OF MINNESOTA		9			9
WESTCHESTER GENERAL HOSPITAL BLOOD GAS LAB			9	100%	9
CVS MO8590POCT KANSAS CITY		5	4	44%	9
WINDSOR OF SAN PABLO, THE		6	3	33%	9
RIVERSIDE MEDICAL GROUP		8	1	11%	9
FLORIDA MEDICAL CL ODOM TPA		4	5	56%	9
CLEVELAND TENNESSEE HOSPITAL COMPANY		8	1	11%	9
ANY LAB TEST NOW INC			9	100%	9
UNIVERSITY MEDICAL CENTER		8	1	11%	9
ENCOMPASS HOME HEALTH OF THE SOUTHEAST LLC		9			9
CVS PHARMACY NO 274		9			9
ACCESS HOME HEALTH OF FLORIDA LLC		9			9
HAWTHORNE INN OF LAKE LAND		9			9
CVS MINUTE CLINIC DIAGNOSTIC OF TEXAS, LLC		9			9
NATURE COAST REGIONAL MEDICAL CENTER			9	100%	9
FAMILY PRACTICE OF DAVIE INC			9	100%	9
ROSEMONT GARDENS INC		9			9
OMNI			9	100%	9
NEW HAMPSHIRE DEPARTMENT OF HEALTH AND HUMAN SERVICES		3	6	67%	9
Manor Care of Dunedin		6	3	33%	9
WINDSOR OF GAINESVILLE		9			9
LEE MEMORIAL HEALTH SYSTEM		6	3	33%	9
ADVENT HEALTH - FOUR CORNERS ER		8	1	11%	9
CVS MINUTE CLINIC DIAGNOSTIC		8	1	11%	9
PINELLAS PARK FIRE DEPARTMENT		9			9
NEMOURS CHILDREN'S PRIMARY CARE VERO BEACH			9	100%	9

COVID-19: testing by laboratory

Data through Feb 23, 2021 verified as of Feb 24, 2021 at 09:25 AM

Data in this report are provisional and subject to change.

The numbers in the table below represent the number of Florida and non-Florida residents for whom test results were received by the Department of Health. A person can be tested by more than one laboratory and can have both positive and negative results. **Therefore, the sum of the numbers in each column will be larger than the total number of people tested.**

Reporting lab	Inconclusive	Negative	Positive	Percent positive	Total
BAYFRONT MEDICAL			9	100%	9
ALACHUA			9	100%	9
GULF COAST MEDICAL GROUP		2	7	78%	9
LEE PHYSICIAN GROUP		8	1	11%	9
CLAYMED OF NORTH FLORIDA			9	100%	9
RIVERVIEW REGIONAL MEDICAL CENTER		7	2	22%	9
WESTPAC LABS INC	1		8	89%	9
SAMARITAN HOSPITAL LABORATORY		8	1	11%	9
WADSWORTH CENTER - DAVID AXELROD INSTITUTE		8	1	11%	9
CHILDREN'S HEALTHCARE OF ATLANTA/EGLESTON		9			9
TRUE HEALTH		5	3	38%	8
COLUMBIA MEMORIAL HOSPITAL		8			8
MINUTECLINIC, LLC, #4160		5	3	38%	8
BENSONHURST URGENT CARE		8			8
MONTEFIORE NYACK HOSPITAL AFFILIATED LABORATORY		8			8
MAGNOLIA PEDIATRICS GROUP LLC			8	100%	8
CIGNA ONSITE HEALTH LLC		2	6	75%	8
LAB UNKNOW		6	2	25%	8
Avalon Healthcare and Rehabilitation Center			8	100%	8
THE WOLFF CENTER FOR CHILD & ADOLESCENT HEALTH			8	100%	8
THOMAS JEFFERSON UNIVERSITY HOSPITAL		4	4	50%	8
INTERNAL MEDICINE ASSOCIATES OF JACKSON HOSPITAL			8	100%	8
VITAS HEALTHCARE CORPORATION OF FL			8	100%	8
COLLIER BLVD HMA PHYSICIAN MANAGEMENT,, LLC			8	100%	8
SARNO FAMILY PRACTICE		1	7	88%	8
BAPTIST OUTPATIENT			8	100%	8
HARBORCHASE OF DR PHILLIPS		7	1	13%	8
LANE PEDIATRICS PA			8	100%	8
INTERNAL MEDICINE AND AESTHETICS OF NAPLES LLC		8			8
FAMILY MEDICINE OF WESTON LLC			8	100%	8
SURGOINSVILLE PHARMACY		8			8
LEMOYNE COLLEGE WELLNESS CENTER FOR		8			8
DOCTOR'S IN HOUSE LAB			8	100%	8
RAYMOND BASRI MD		8			8
DORAL URGENT CARE			8	100%	8
LIFE CARE CITRUS COUNTY			8	100%	8
MEDEXPRESS URGENT CARE - FORT WORTH S		7	1	13%	8
MEDEXPRESS ELKINS		8			8
ILLINOIS DEPARTMENT OF PUBLIC HEALTH			8	100%	8
NITIN BAWA PROFESSIONAL ASSOCIATES			8	100%	8
BAPTIST HEALTH URGENT CARE AT PLANTATION		7	1	13%	8
MINUTECLINIC DIAGNOSTIC OF TN PC #386		7	1	13%	8
BAPTIST PEDIATRICS		6	2	25%	8
SOMA MEDICAL CENTER, PA #4 FLORIDA MANGO			8	100%	8
GENE STREET LABORATORIES, LLC		6	2	25%	8
JACKSON CLINIC PA,THE		4	4	50%	8

COVID-19: testing by laboratory

Data through Feb 23, 2021 verified as of Feb 24, 2021 at 09:25 AM

Data in this report are provisional and subject to change.

The numbers in the table below represent the number of Florida and non-Florida residents for whom test results were received by the Department of Health. A person can be tested by more than one laboratory and can have both positive and negative results. **Therefore, the sum of the numbers in each column will be larger than the total number of people tested.**

Reporting lab	Inconclusive	Negative	Positive	Percent positive	Total
VETERANS AFFAIRS MEDICAL CENTER - OUTPATIENT			8	100%	8
SOUTHEASTERN PEDIATRIC ASSOCIATES			8	100%	8
ALLEGRO - TAMPA	1	4	3	38%	8
DAVID LAWRENCE CENTER INC		7	1	13%	8
PALM BEACH CDH - DELRAY BEACH			8	100%	8
MEDEXPRESS URGENT CARE - BEECH GROVE		7	1	13%	8
DOH-TAMPA BRANCH LABORATORY (MLK BLVD)		4	4	50%	8
CVS MINUTE CLINIC DIAGNOSTIC OF TN #6044		7	1	13%	8
GOLISANO CHILDREN'S HOSPITAL OF SOUTHWEST FLORIDA		6	2	25%	8
X-GENE MOLECULAR LABS		1	7	88%	8
ST VINCENTS AMBULATORY CARE INC DBA		5	3	38%	8
PUTNAM COUNTY EMERGENCY RESCUE SERVICE		5	3	38%	8
KEY TRAINING CENTER			8	100%	8
CONSULATE HEALTH CARE		7	1	13%	8
URGENT MEDICAL CENTER INC		2	6	75%	8
SEA LEVEL LABS			8	100%	8
MINUTECLINIC DIAGNOSTIC OF NEW JERSEY, LLC # 7069		8			8
KEY WEST URGENT CARE, INC		3	5	63%	8
NEW YORK PRESBYTERIAN - LOWER MANHATTAN		8			8
MEDEXPRESS URGENT CARE - SWANSEA, N ILLINOIS ST		7	1	13%	8
DOH JACKSONVILLE CENTRAL LABORATORY		3	5	63%	8
EXECUTIVE MEDICAL SERVICES		8			8
BLOOMING GARDENS OF CARE INC		8			8
DOTHAN PEDIATRIC CLINIC			8	100%	8
OKLAHOMA STATE DEPARTMENT OF HEALTH-PUBLIC HEALTH LABORATORY			8	100%	8
West Gate Village, LLC		8			8
URGENT TEAM MANAGEMENT OF TENNESSEE		7	1	13%	8
PACIFICA SUNRISE			8	100%	8
MEDEXPRESS URGENT CARE, BUTLER		5	3	38%	8
MID-HUDSON VALLEY DIVISION OF WESTCHESTER MEDICAL		8			8
GENEUS DIAGNOSTICS			8	100%	8
ST CHARLES HOSPITAL LABORATORY		8			8
PUTNAM FAMILY CARE INC		3	5	63%	8
MINUTECLINIC DIAGNOSTIC OF TN PC #5671		5	3	38%	8
BERRYHILL MANOR		8			8
JX REF LAB			8	100%	8
CARENOW URGENT CARE-GREEN HILLS		8			8
NORTHSIDE HOSPITAL		2	6	75%	8
WATERFORD AT CREEKSIDE, THE			8	100%	8
WALK-IN MEDICAL CARE			8	100%	8
CIAN DIAGNOSTICS			8	100%	8
BARTON PARKER OD PC		8			8
ROBERT WOOD JOHNSON HOSPITAL		7	1	13%	8
ARCHBOLD MEMORIAL HOSPITAL/LAB		3	5	63%	8
MINUTE CLINIC DIAGNOSTIC OF SC, LLC #42		7	1	13%	8
AFC URGENT CARE - CEDAR GROVE		8			8

COVID-19: testing by laboratory

Data through Feb 23, 2021 verified as of Feb 24, 2021 at 09:25 AM

Data in this report are provisional and subject to change.

The numbers in the table below represent the number of Florida and non-Florida residents for whom test results were received by the Department of Health. A person can be tested by more than one laboratory and can have both positive and negative results. **Therefore, the sum of the numbers in each column will be larger than the total number of people tested.**

Reporting lab	Inconclusive	Negative	Positive	Percent positive	Total
CVS HEALTH MINUTE CLINIC		1	7	88%	8
FAST PACE MEDICAL CLINIC PLLC		6	2	25%	8
INSPIRED LIVING AT PALM BAY		7	1	13%	8
BIOTECH PHARMACEUTICAL GROUP LLC			8	100%	8
FOUNTAINVIEW BY FIVE STAR QUALITY CARE		7	1	13%	8
LAKE CONWAY URGENT CARE LLC		2	6	75%	8
ATLANTIC CONSOLIDATED LABORATORY		8			8
ST VINCENT'S ST CLAIR		5	3	38%	8
ST CLOUD PHYSICIAN MANAGMENT LLC		7	1	13%	8
ST JOSEPH WOMENS HOSPITAL			8	100%	8
DR PHILLIPS MEDICAL WELLNESS CENTER		8			8
Fouraker Hills Rehab and Nursing			8	100%	8
MINUTE-CLINIC DIAGNOSTIC OF VIRGINIA		7	1	13%	8
MED & CO INVESTMENT LLC		7	1	13%	8
MEDEXPRESS URGENT CARE - WASHINGTON		6	2	25%	8
WHITE SANDS OUTPATIENT SERVICES (WSOP SERVICES LLC		8			8
BEAUMONT EMERGENCY CENTER			8	100%	8
FHCP-ORANGE CITY			8	100%	8
DEPARTMENT OF HEALTH- CITRUS COUNTY		1	7	88%	8
IU HEALTH PATHOLOGY		1	7	88%	8
JOHNS HOPKINS MEDICAL LABORATORIES		1	7	88%	8
Sunset Lake Health and Rehabilitation Center		8			8
MEDEXPRESS URGENT CARE-LATROBE		8			8
CVS MINUTE CLINIC DIAGNOSTIC OF VIRGINIA		8			8
PALM BEACH COUNTY HEALTH DEPARTMENT LABORATORY			8	100%	8
WELLIGENT		1	7	88%	8
FLORIDA CLINICAL LAB		1	7	88%	8
MINUTECLINIC INCORPORATE, LLC		6	2	25%	8
ADVANCED RESEARCH FOR HEALTH IMPROVEMENT		6	2	25%	8
SOMA MEDICAL CENTER MD PA #7 PEDIATRICS			8	100%	8
LAKELAND REGIONAL HEALTH GRASSLANDS		7	1	13%	8
HOLY NAME MEDICAL CENTER	1	6	1	13%	8
MINUTECLINIC, LLC, DBA MINUTECLINIC #6106		6	2	25%	8
MONTEFIORE MEDICAL CENTER LABORATORIES - NORTH		8			8
SYLVESTER AT PLANTATION LABORATORY		7	1	13%	8
CLEARWATER PEDIATRIC CARE		1	7	88%	8
FLORIDA HEART AND VASCULAR MULTISPECIALTY GROUP		8			8
LAKE CO SCHOOLS EMPLOYEE HEALTH & WELLNESS CENTER	1	6	1	13%	8
CVS NY491POCT JACKSON HEIGHTS		8			8
FLORIDA HOSPITAL WINTER PARK		7	1	13%	8
ORMOND BEACH CENTRA CARE			8	100%	8
Nashville Central Laboratory		8			8
MINUTECLINIC, LLC, MINUTECLINIC #7637		6	2	25%	8
HEALTHPARK MEDICAL CTR NURSING SVC		8			8
PENSACOLA CLUSTER			8	100%	8
PASSPORT HEALTH OF TAMPA BAY		8			8

COVID-19: testing by laboratory

Data through Feb 23, 2021 verified as of Feb 24, 2021 at 09:25 AM

Data in this report are provisional and subject to change.

The numbers in the table below represent the number of Florida and non-Florida residents for whom test results were received by the Department of Health. A person can be tested by more than one laboratory and can have both positive and negative results. **Therefore, the sum of the numbers in each column will be larger than the total number of people tested.**

Reporting lab	Inconclusive	Negative	Positive	Percent positive	Total
MC DIAGNOSTIC OF CONNECTICUT, PC # 257		7	1	13%	8
HEALTHMARK REGIONAL HOSPITAL LAB		4	4	50%	8
VIGILINT HEALTHCARE		5	3	38%	8
MEDICANA NURSING AND REHAB CENTER			8	100%	8
ST. JOSEPH HOSPITAL AND HEALTH CARE INC.			8	100%	8
NASCAR EVENT MANAGEMENT, LLC		8			8
ALACHUA COUNTY HEALTH DEPARTMENT		1	7	88%	8
DOCTOR'S IN-HOUSE LAB/COMMUNITY HEALTH CENTERS OF PINELLAS - CLEARWATE			8	100%	8
HUNTINGTON VILLAGE URGENT CARE		8			8
ALLINA HEALTH - ABBOTT NORTHWESTERN HOSPITAL		5	3	38%	8
ARTHREX MEDICAL CENTER EAST		4	4	50%	8
OCALA CBOC		7	1	13%	8
CARE ATC - CITY OF BOYNTON BEACH	1	2	5	63%	8
ANYLABTEST NOW		2	6	75%	8
CVS NC2357POCT HUNTERSVILLE		7	1	13%	8
CVS TX8321POCT MCKINNEY		7			7
SONORA QUEST LABORATORIES			7	100%	7
SOMA MEDICAL CENTER PA #4			7	100%	7
EXPRESS TEST			7	100%	7
EMBRY-RIDDLE AERONAUTICAL UNIVERSITY HEALTH			7	100%	7
ECLRS		2	5	71%	7
WYOMING COUNTY COMMUNITY HOSPITAL LABORATORY		7			7
MERCY HEALTH—MUSKEGON		6	1	14%	7
MINUTE CLINIC LLC #4017		7			7
BRADENTON PHYSICIANS MEDICAL CENTER			7	100%	7
CAPRONA GROUP HOME		1	6	86%	7
FHPG_EXP CARE W HILLSBOROUGH			7	100%	7
FHMG_FM AND IM AVALON PARK		2	5	71%	7
PENN MEDICINE PRINCETON MEDICAL CENTER		6	1	14%	7
PASSPORT HEALTH			7	100%	7
CVS MINUTE CLINIC DIAGNOSTIC OF NEW JERSEY		7			7
FAMILY MEDICINE MEDICAL DRIVE		7			7
WILDLIGHT LAB			7	100%	7
Florida Clinical Laboratory		1	6	86%	7
ST. CLOUD PHARMACY AND WELLNESS CENTER		3	4	57%	7
FLORIDA SCHOOL FOR THE DEAF AND THE BLIND			7	100%	7
ORLANDO FAMILY PHYSICIANS			7	100%	7
SCHOOL OF PHARMACY AND PHARMACEUTICAL		7			7
GRAND VILLA OF PALM COAST		7			7
MEDEXPRESS URGENT CARE - STATE COLLEGE		5	2	29%	7
COMMUNITY MEDICAL AND DENTAL CARE INC		7			7
CVS NJ617POCT CEDAR GROVE		6	1	14%	7
MINUTECLINIC, LLC #4682		3	4	57%	7
INTEGRATED FAMILY MEDICAL CENTER			7	100%	7
CAYUGA COUNTY HEALTH DEPARTMENT		6	1	14%	7
CARENOW URGENT CARE-MADISON		7			7

COVID-19: testing by laboratory

Data through Feb 23, 2021 verified as of Feb 24, 2021 at 09:25 AM

Data in this report are provisional and subject to change.

The numbers in the table below represent the number of Florida and non-Florida residents for whom test results were received by the Department of Health. A person can be tested by more than one laboratory and can have both positive and negative results. **Therefore, the sum of the numbers in each column will be larger than the total number of people tested.**

Reporting lab	Inconclusive	Negative	Positive	Percent positive	Total
BROWNE MEDICAL		5	2	29%	7
SUPERIOR RESIDENCES AT CALA HILLS		7			7
NEMOURS CHILDREN'S HOSPITAL			7	100%	7
VICTORIAN MANOR		2	5	71%	7
SOUTH FLORIDA BAPTIST HOSPITAL			7	100%	7
LIFELINK TISSUE BANK D/B/A LIFELINK TISSUE BANK		7			7
FLORIDA CENTER FOR DERMATOLOGY LABORATORY			7	100%	7
ENCOMPASS HEALTH REHABILITATION OF SEA PINES		7			7
MINUTECLINIC DIAGNOSTIC OF NEW JERSEY,		6	1	14%	7
GRACE WELLNESS CENTER LLC		6	1	14%	7
VAIL VALLEY MEDICAL CENTER			7	100%	7
HEALTH CARE LABORATORY SERVICES		1	6	86%	7
PALM POINT BEHAVIORAL HEALTH		7			7
NORTHDAL REHABILITATION CENTER			7	100%	7
LEPE'S HOUSE			7	100%	7
OSWEGO HOSPITAL LABORATORY		6	1	14%	7
ACCENTCARE		7			7
CARENOW URGENT CARE-SOUTHLAKE			7	100%	7
BLOOMINGDALE PEDIATRIC ASSOCIATES PA			7	100%	7
NORTH PINELLAS CHILDRENS MEDICAL CENTER INC			7	100%	7
BAYCARE MEDICAL GROUP		1	6	86%	7
MINUTECLINIC, LLC #244		6	1	14%	7
MINUTECLINIC DIAGNOSTIC OF ILLINOIS LL		7			7
CVS CA9165POCT SAN DIEGO		7			7
HEARTLAND PEDIATRICS OF LAKE PLACID			7	100%	7
MINUTECLINIC, LLC #1586		5	2	29%	7
MINUTECLINIC DIAG OF IND, LLC #2387		6	1	14%	7
MEDEXPRESS URGENT CARE - MAPLE DRIVE		7			7
SOUTH COM HEALTH CLINIC, DEPT. OF THE ARMY		7			7
NORTH FLORIDA MEDICAL CENTERS INC		1	6	86%	7
PBC FOUND CARE INC			7	100%	7
QUE		4	3	43%	7
LIZS ADULT CARE		7			7
MINUTECLINIC DIAGNOSTIC OF SC, LLC #2		6	1	14%	7
PEDIATRICS OF CENTRAL FLORIDA		5	2	29%	7
MEDEXPRESS URGENT CARE-DUBOIS		7			7
NYU WINTHROP HOSPITAL PATHOLOGY		7			7
KEYSTONE PLACE AT NAPLES PRESERVE		4	3	43%	7
LEE COUNTY HEALTH DEPARTMENT		4	3	43%	7
MINUTE CLINIC LLC #5706		6	1	14%	7
JOHNS HOPKINS ALL CHILDRENS			7	100%	7
MEDEXPRESS URGENT CARE, JOHNSTOWN		6	1	14%	7
ORLANDO FAMILY MEDICAL INC		7			7
CVS MINUTE CLINIC DIAGNOSTIC OF TEXAS,LLC		5	2	29%	7
LAWTON CHILES HEALTH CENTER		1	6	86%	7
UHEALTH UNIVERSITY OF MIAMI			7	100%	7

COVID-19: testing by laboratory

Data through Feb 23, 2021 verified as of Feb 24, 2021 at 09:25 AM

Data in this report are provisional and subject to change.

The numbers in the table below represent the number of Florida and non-Florida residents for whom test results were received by the Department of Health. A person can be tested by more than one laboratory and can have both positive and negative results. **Therefore, the sum of the numbers in each column will be larger than the total number of people tested.**

Reporting lab	Inconclusive	Negative	Positive	Percent positive	Total
ADVENT HEALTH APOPKA		3	4	57%	7
MIAMI BEACH COMMUNITY HEALTH CENTER INC			7	100%	7
VERMONT DEPARTMENT OF HEALTH		1	6	86%	7
UNIVERSITY OF WASHINGTON MEDICAL CENTER			7	100%	7
FLORIDA CANCER SPECIALISTS & RESEARCH INSTITUTE		6	1	14%	7
MANATEE PEDIATRICS			7	100%	7
FLORIDA DIGESTIVE AND LIVER SPECIALIST		7			7
MINUTECLINIC DIAGNOSTIC OF TN PC #242		5	2	29%	7
TRUE HEALTH DIAGNOSTICS		1	6	86%	7
SIMEDHEALTH LLC		2	5	71%	7
RIVER OAKS TREATMENT CENTER			7	100%	7
DYNAMIC HEALTH CENTERS INC		3	4	57%	7
MODMD LABORATORY		7			7
JUPITER ISLAND PUBLIC SAFETY		5	2	29%	7
MEDEXPRESS URGENT CARE - HOT SPRINGS		7			7
HOLY GARDEN ALF, INC.		7			7
NOVANT HEALTH INPATIENT CARE		2	5	71%	7
ELLIS HOSPITAL LABORATORY		6	1	14%	7
CVS TN5601POCT LENOIR CITY		7			7
CARESOUTH HHA HOLDINGS OF TALLAHASSEE LLC		7			7
MEDEXPRESS URGENT CARE - FAYETTEVILLE		5	2	29%	7
DOTHAN WEST FAMILY MEDICINE		5	2	29%	7
GENTRY PARK ORLANDO ASSISTED LIVING		6	1	14%	7
APEX HOME HEALTH CARE		6	1	14%	7
PENINSULA CARE AND REHABILITATION CENTER			7	100%	7
RICH STREET GROUP HOME			7	100%	7
DOCTOR'S IN-HOUSE LAB/COMMUNITY HEALTH CENTERS OF PINELLAS -PINELLAS P			7	100%	7
MIAMI COMPREHENSIVE MEDICINE GROUP PA		4	3	43%	7
MINUTE CLINIC LLC #2775		7			7
URGENT CARE OF LONGWOOD			7	100%	7
ST VINCENT'S CHILTON		5	2	29%	7
BROOKDALE LAKE ORIENTA			7	100%	7
ORLANDO ORTHOPAEDIC CENTER		5	2	29%	7
ASSOCIATES IN MEDICINE		5	2	29%	7
DIAGNOSTIC CLINIC		6	1	14%	7
KENDALL REGIONAL MEDICAL CNTR			7	100%	7
DOCTORS CLINICAL LABORATORY, INC		5	2	29%	7
PEDIATRICS URGENT CARE, LLC			7	100%	7
ABBAY MANOR RETIREMENT RESIDENCE INC		7			7
MINUTECLINIC DIAGNOSTIC OF NORTH CAROLINA, PC		6	1	14%	7
MINUTECLINIC, LLC #03965		7			7
CVS OH2543POCT CANFIELD		5	2	29%	7
FLORIDA HOSPITAL KISSIMMEE		4	3	43%	7
LONGWOOD PEDIATRICS LLC			7	100%	7
OCALA FAMILY MEDICAL CENTER		7			7
NEMOURS CHILDREN'S URGENT			7	100%	7

COVID-19: testing by laboratory

Data through Feb 23, 2021 verified as of Feb 24, 2021 at 09:25 AM

Data in this report are provisional and subject to change.

The numbers in the table below represent the number of Florida and non-Florida residents for whom test results were received by the Department of Health. A person can be tested by more than one laboratory and can have both positive and negative results. **Therefore, the sum of the numbers in each column will be larger than the total number of people tested.**

Reporting lab	Inconclusive	Negative	Positive	Percent positive	Total
EL PARAISO HOME INC		7			7
ATMORE NURSING CENTER		6	1	14%	7
Parkside Villa		7			7
UF HEALTH			7	100%	7
Ocoee Health Care Center		7			7
BOCA BIOLISTICS LLC			7	100%	7
MINUTE CLINIC LLC #10203		5	2	29%	7
CVS PHARMACY #8800		5	2	29%	7
FLORIDA HOSPITAL APOKA		6	1	14%	7
PANCARE HEALTH - HOSFORD SCHOOL			7	100%	7
OPTUM PRIMARY CARE - FOUNTAIN OAKS		3	4	57%	7
PERSONAL PHYSICIAN CARE PA			7	100%	7
CARENOW URGENT CARE-DONELSON		5	2	29%	7
DALLAS COUNTY HEALTH AND HUMAN SERVICES			7	100%	7
LYNMOORE,THE		7			7
CVS NC4165POCT BREVARD		5	2	29%	7
AVON PARK PEDIATRICS			7	100%	7
KANSAS DEPARTMENT OF HEALTH		2	5	71%	7
Thermopolis Rehabilitation Wellness		7			7
ST CLOUD COMPOUNDING PHARMACY & WELLNESS CENTER		7			7
SOUTH FLORIDA ENT ASSOCIATES, INC			7	100%	7
MC DIAGNOSTIC OF CONNECTICUT, PC #1966		7			7
IRL MARKET LAB			7	100%	7
MINUTE CLINIC DIAGNOSTIC OF SOUTH CAROLINA		6	1	14%	7
NORTHERN DUTCHESS HOSPITAL LABORATORY		5	2	29%	7
MINUTE CLINIC DIAGNOSTIC OF MICHIGAN PC		6			6
CVS SC7556POCT WEST COLUMBIA		6			6
MIAMI RESCUE MISSION CLINIC INC			6	100%	6
BROWARD TRANSITIONAL CENTER			6	100%	6
DANIEL M LIBBY MD PLLC		6			6
BAYSIDE LABORATORIES INC		6			6
FLORIDA PREMIER MEDICAL CARE PA			6	100%	6
MINUTE CLINIC DIAGNOSTIC OF PENNSYLVANIA		6			6
ETHOS LABORATORIES		6			6
FRESENIUS KIDNEY CARE DUNEDIN			6	100%	6
CAPE CORAL URGENT CARE		3	3	50%	6
MEDEXPRESS URGENT CARE - HUNTINGTON WE		6			6
UNILAB OF DADE INC			6	100%	6
WIREGRASS MEDICAL CENTER			6	100%	6
MEDEXPRESS URGENT CARE - IRVING		6			6
EASTERN FLORIDA STATE COLLEGE - PALM BAY CAMPUS			6	100%	6
GLEN FALLS HOSPITAL DEPARTMENT OF PATHOLOGY		6			6
CURATIVE		1	5	83%	6
TAMIAMI LAB MILLENNIUM			6	100%	6
LRHS Southeastern University		4	2	33%	6
UT MEMPHIS UNIVERSITY HEALTH SERVICES			6	100%	6

COVID-19: testing by laboratory

Data through Feb 23, 2021 verified as of Feb 24, 2021 at 09:25 AM

Data in this report are provisional and subject to change.

The numbers in the table below represent the number of Florida and non-Florida residents for whom test results were received by the Department of Health. A person can be tested by more than one laboratory and can have both positive and negative results. **Therefore, the sum of the numbers in each column will be larger than the total number of people tested.**

Reporting lab	Inconclusive	Negative	Positive	Percent positive	Total
EDWARD S BENNETT MD PLLC		6			6
Baptist Village Retirement Communities		6			6
FIRST COAST CARDIOVASCULAR INSTITUTE PA			6	100%	6
EP LTC PHARMACY		5	1	17%	6
MINUTECLINIC DIAGNOSTIC OF TN PC #643		4	2	33%	6
URGENT CARE HOUSECALLS PA		5	1	17%	6
YAZJI PEDIATRIC CARE LLC DBA TUKA PEDIATRICS			6	100%	6
URGENT TEAM - HUNTSVILLE		5	1	17%	6
MEDEXPRESS URGENT CARE - RICHMOND, NINE MILE RD		5	1	17%	6
GRACE REHABILITATION CENTER OF VERO BEACH		4	2	33%	6
SAINT PETER'S UNIVERSITY HOSPITAL		6			6
MINUTE CLINIC DIAGNOSTIC OF TN PC #64		6			6
UNIVERSITY OF MIAMI MILLER SCHOOL OF MEDICINE			6	100%	6
MINUTECLINIC LLC (1435)		6			6
FAMILY TREE PRIMARY CARE		5	1	17%	6
VITAS HEALTH INC			6	100%	6
MD NOW MEDICAL CENTER			6	100%	6
QUICK CARE MED WALK IN AND URGENT CARE			6	100%	6
MC DIAGNOSTIC OF CONNECTICUT, PC #1043		6			6
MEDEXPRESS URGENT CARE - CULPEPER		6			6
MEDEXPRESS URGENT CARE - MT LEBANON		4	2	33%	6
DOCTORS EXPRESS OF ST PETERSBURG			6	100%	6
MINUTECLINIC DIAGNOSTIC OF TEXAS LLC		5	1	17%	6
LEE MEMORIAL HEALTH SYSTEM D/B/A LEE COMMUNITY		6			6
NORTHSIDE HOSPITAL ATLANTA		3	3	50%	6
MEDEXPRESS URGENT CARE - ELM GROVE		5	1	17%	6
TAMPA URGENT CARE			6	100%	6
RIVER CITY PRIMARY AND URGENT CARE			6	100%	6
AARK LABORATORY		6			6
OAK HARBOR ASSISTED LIVING FACILITY		4	2	33%	6
BETH ISRAEL DEACONESS MEDICAL CENTER			6	100%	6
MEDEXPRESS URGENT CARE - TARENTUM		5	1	17%	6
MINUTECLINIC DIAGNOSTIC OF GEORGIA, LL		5	1	17%	6
MINUTECLINIC, LLC #05038		6			6
TERENCE B MITCHELL MD, INC		2	4	67%	6
LAKEVIEW TERRACE HOME HEALTH SERVICES LLC			6	100%	6
AMERICAN HEALTH ASSOC. LABORATORY SOUTH		4	2	33%	6
FLORIDA KEYS CONCIERGE MEDICINE, LLC		6			6
Centrastate Medical Center		5	1	17%	6
WATAUGA MEDICAL CENTER		4	2	33%	6
MC DIAGNOSTIC OF CONNECTICUT , PC # 3		4	2	33%	6
UCARE			6	100%	6
THE CLINIC PREMISE HEALTH			6	100%	6
ALBION COLLEGE (ABBOTT)		6			6
CVS PA6902POCT BRYN MAWR		4	2	33%	6
PRESBYTERIAN HOME		6			6

COVID-19: testing by laboratory

Data through Feb 23, 2021 verified as of Feb 24, 2021 at 09:25 AM

Data in this report are provisional and subject to change.

The numbers in the table below represent the number of Florida and non-Florida residents for whom test results were received by the Department of Health. A person can be tested by more than one laboratory and can have both positive and negative results. **Therefore, the sum of the numbers in each column will be larger than the total number of people tested.**

Reporting lab	Inconclusive	Negative	Positive	Percent positive	Total
ENTRUST IMMEDIATE CARE			6	100%	6
CAMELLIA AT DEERWOOD		2	4	67%	6
PALMETTO HEALTH ALLIANCE		3	3	50%	6
MINUTECLINIC DIAGNOSTIC OF NORTH CAROLINA PC #5341		4	2	33%	6
MINUTECLINIC DIAGNOSTICS OF IND, LLC		6			6
ATLANTIC COMMUNITY HIGH SCHOOL		5	1	17%	6
LOUISIANA DEPT OF HEALTH			6	100%	6
HOLLY HILL HOME INFUSION SERVICE		5	1	17%	6
FLORIDA WOMAN CARE LABORATORY			6	100%	6
CVS NC5591POCT STATESVILLE		5	1	17%	6
MINUTE CLINIC INCORPORATE		6			6
PALM HARBOR DERMATOLOGY		4	2	33%	6
NORTHEAST ALABAMA REGIONAL MEDICAL CENTER		3	3	50%	6
CAPITAL HEALTH PLAN LABORATORIES			6	100%	6
Northwell Lab		2	4	67%	6
Kroger 673 - The Little Clinic Dallas		5	1	17%	6
DR. PHILLIPS MEDICAL WELLNESS CENTER		3	3	50%	6
SANDGATE GARDENS REHAB & NURSING CENTER		3	3	50%	6
MEDEXPRESS URGENT CARE - MIDLOTHIAN		6			6
MINUTECLINIC, LLC #03268		5	1	17%	6
CDRX INFUSION			6	100%	6
MINUTECLINIC DIAGNOSTIC OF MAINE, LLC		4	2	33%	6
JERSEY SHORE MEDICAL CENTER		6			6
DELIVER MY MEDS CORP		6			6
SV DIAGNOSTIC LAB			6	100%	6
CLAY PRIMARY & FAMILY CARE LLC			6	100%	6
SUNRISE SENIOR LIVING OF JACKSONVILLE			6	100%	6
XPRESS URGENT CARE LLC		6			6
CITYMD		1	5	83%	6
PLEASANTVILLE OF SEBASTIAN LLC			6	100%	6
DEPARTMENT OF HEALTH AND HUMAN SERVICES STATE OF NEW HAMPSHIRE			6	100%	6
ST LUKES ROOSEVELT LABORATORY		6			6
THE PALMS REHABILITATION AND HEALTHCARE CENTER		5	1	17%	6
CURATIVE CARE CENTER INC		1	5	83%	6
CVS MINUTE CLINIC DIAGNOSTIC PA #3060		5	1	17%	6
BOCA VIPEDIATRICS			6	100%	6
PATHGROUP LABS, LLC		4	2	33%	6
FLORIDA DEPARTMENT OF HEALTH IN SARASOTA COUNTY		5	1	17%	6
WELLMED AT BRANDON REGIONAL		5	1	17%	6
MINUTECLINIC DIAGNOSTIC OF VIRGINIA		6			6
MEDEXPRESS URGENT CARE - STAUNTON		2	4	67%	6
STPET		4	2	33%	6
ORANGE COUNTY CORRECTIONS HEALTH SERVICES		6			6
ASCENSION ST VINCENT'S CLAY COUNTY			6	100%	6
CHILDREN'S HOSPITAL OF PHILADELPHIA		5	1	17%	6
LISTENING DOCTOR PLLC, THE		1	5	83%	6

COVID-19: testing by laboratory

Data through Feb 23, 2021 verified as of Feb 24, 2021 at 09:25 AM

Data in this report are provisional and subject to change.

The numbers in the table below represent the number of Florida and non-Florida residents for whom test results were received by the Department of Health. A person can be tested by more than one laboratory and can have both positive and negative results. **Therefore, the sum of the numbers in each column will be larger than the total number of people tested.**

Reporting lab	Inconclusive	Negative	Positive	Percent positive	Total
LONG ISLAND JEWISH FOREST HILLS HOSPITAL		6			6
PUBLIC HEALTH LAB		6			6
FLORENCE J HUNT STUDENT WELLNESS CENTER - HEALTH SERVICES (ABBOTT)		6			6
MARSHALL MEDICAL CENTER SOUTH LAB		5	1	17%	6
NORTH FLORIDA PEDIATRICS JASPER			6	100%	6
BAYSHORE POINTE NURSING AND REHAB CENTER			6	100%	6
CVS NATIONAL HARBOR MD2297714CV		6			6
UNILAB		2	4	67%	6
CRESTWOOD MEDICAL CENTER		4	2	33%	6
MINUTECLINIC DIAGNOSTIC OF VIRGINIA, LLC #255		6			6
BETHESDA COMMUNITY HEALTH CENTER			6	100%	6
SIGNATURE HEALTHCARE OF MIDDLEBURG		6			6
CVS MINUTE CLINIC DIAG OF IND, LLC #6549		6			6
BAYCARE ALLIANT HOSPITAL			6	100%	6
MINUTECLINIC #2860		4	2	33%	6
HUNTERS CREEK PEDIATRICS		6			6
VIERA PEDIATRICS		1	5	83%	6
CITY OF OCALA EMPLOYEE HEALTH AND WELLNESS CENTER		5	1	17%	6
CAREWELL 301 - WARWICK			6	100%	6
GULF COAST PEDIATRICS OF SARASOTA PA		1	5	83%	6
UT SOUTHWESTERN MEDICAL CENTER			6	100%	6
BROOKDALE CLERMONT			6	100%	6
PARTNERS PHARMACY OF FLORIDA LLC		6			6
AMERICAN EAGLE LEESBURG AL LLC DBA VISTA LAKE			6	100%	6
CITIZENS BAPTIST MEDICAL CENTERS LAB		5	1	17%	6
MINUTECLINIC MINUTECLINIC #8505		4	2	33%	6
URGENT TEAM - MUSCLE SHOALS		6			6
TEXAS MEDCLINIC			6	100%	6
MINUTECLINIC DIAG OF IND LLC #6998		5	1	17%	6
MERCY COLLEGE HEALTH OFFICE		6			6
SUFFRIDGE DRIVE GROUP HOME		6			6
AVANTE AT ORMOND BEACH INC			6	100%	6
CONCENTRA			6	100%	6
JOHN T MATHER MEMORIAL HOSPITAL LABORATORY		5	1	17%	6
SOUTHEASTERN DERMATOLOGY GROUP PA		5	1	17%	6
MEDEXPRESS URGENT CARE-PITTSFIELD		6			6
VIBRANT AMERICA		4	2	33%	6
THE WINDSOR OF OCALA		2	4	67%	6
INTERNAL MEDICINE LIPID AND WELNNESS PRACTICE			6	100%	6
BROWARD COUNTY HEALTH DEPT.			6	100%	6
MINUTE-CLINIC DIAGNOSTIC OF VIRGINIA, LLC #2003		5	1	17%	6
CAN COMMUNITY HEALTH, INC		6			6
TERRACINA LLC		1	5	83%	6
CVS NV3210POCT LAS VEGAS		6			6
STATCARE URGENT & WALK IN MEDICAL CARE		4	2	33%	6
ENIGMA DIAGNOSTIC, INC.			6	100%	6

COVID-19: testing by laboratory

Data through Feb 23, 2021 verified as of Feb 24, 2021 at 09:25 AM

Data in this report are provisional and subject to change.

The numbers in the table below represent the number of Florida and non-Florida residents for whom test results were received by the Department of Health. A person can be tested by more than one laboratory and can have both positive and negative results. **Therefore, the sum of the numbers in each column will be larger than the total number of people tested.**

Reporting lab	Inconclusive	Negative	Positive	Percent positive	Total
PANCARE HEALTH - KATE SMITH ELEMENTARY		1	5	83%	6
ST. LUCIE COUNTY HEALTH DEPARTMENT		4	2	33%	6
MINUTECLINIC DIAGNOSTIC OF SC, LLC #7		4	2	33%	6
MEDEXPRESS URGENT CARE - BATTLE CREEK		4	2	33%	6
CVS NC7047POCT DURHAM		6			6
CVS MINUTE CLINIC, LLC #22		5	1	17%	6
CVS MINUTE CLINIC DIAGNOSTIC MED GRP OF SAN		4	2	33%	6
LUMADOC HEALTH		4	2	33%	6
MEDICAL CENTER AT OCEAN REEF		1	5	83%	6
SUMTER COUNTY HEALTH DEPARTMENT		1	5	83%	6
ARLINGTON OF NAPLES		6			6
MINUTE CLINIC DIAGNOSTIC OF TEXAS, LLC		6			6
PROHEALTH MED		1	5	83%	6
UNIVERSITY HOSPITALS OF CLEVELAND		2	4	67%	6
FLORIDA MEDICAL SPECIALISTS		2	4	67%	6
FAMILY CARE MEDICAL CENTER			6	100%	6
INTERVENTIONAL REHABILITATION OF SOUTH FLORIDA			6	100%	6
TIMBER CREEK PEDIATRICS		6			6
MEDEXPRESS URGENT CARE-PETERS TWP		5	1	17%	6
PR HEALTH		1	5	83%	6
RELIANT IMMUNE DIAGNOSTICS			5	100%	5
URGENT CARE OF ERWIN		5			5
EAST BANK HOSPITAL - UNIVERSITY OF MINNESOTA MEDICAL CENTER			5	100%	5
MIAMI MEDICAL CONSULTANT PA			5	100%	5
MINUTECLINIC DIAGNOSTIC OF ILLINOIS		4	1	20%	5
SOUTH FLORIDA FAMILY HEALTH & RESEARCH CTR			5	100%	5
PRECISION DIAGNOSTICS INC - NJ		5			5
PEDIATRICS OF ALTAMONTE		5			5
APOLLO GARDENS RETIREMENT RESIDENCE CARE		5			5
NOVADX		2	3	60%	5
CELEBRATION PEDIATRICS PA			5	100%	5
ADVANCED URGENT CARE OF MARATHON		1	4	80%	5
PRECISION LABS LLC		2	3	60%	5
DIXITKUMAR N MODI MD PA			5	100%	5
KEYSTONE REHABILITATION AND HEALTH CENTER		1	4	80%	5
RIO PINAR HEALTH CARE			5	100%	5
ST. PETERSBURG PEDIATRICS			5	100%	5
FAMILY TREE DNA			5	100%	5
MEASE CONTINUING CARE		3	2	40%	5
BAPTIST HEALTH - TOWN CENTER			5	100%	5
DAVENPORT PEDIATRICS PA		1	4	80%	5
TESTD			5	100%	5
CONCENTRA URGENT CARE		1	4	80%	5
AUGUSTA HEALTH			5	100%	5
DISCOVERY VILLAGE AT STUART		2	3	60%	5
MIZELL MEMORIAL HOSPITAL			5	100%	5

COVID-19: testing by laboratory

Data through Feb 23, 2021 verified as of Feb 24, 2021 at 09:25 AM

Data in this report are provisional and subject to change.

The numbers in the table below represent the number of Florida and non-Florida residents for whom test results were received by the Department of Health. A person can be tested by more than one laboratory and can have both positive and negative results. **Therefore, the sum of the numbers in each column will be larger than the total number of people tested.**

Reporting lab	Inconclusive	Negative	Positive	Percent positive	Total
JACKSON SOUTH COMMUNITY HOSPITAL LAB			5	100%	5
MIAMI CANCER INSTITUTE			5	100%	5
NELSON BIOLOGICAL			5	100%	5
HEALTH AND WELLNESS CENTER			5	100%	5
SOUTHERN OCEAN MEDICAL CENTER		5			5
Enterprise Health and Rehabilitation Center		5			5
QUALITY MEDICAL CARE			5	100%	5
ABSOLUTE HEALTH		5			5
JUPITER CLINIC			5	100%	5
VEIL VALLEY MEDICAL CENTER			5	100%	5
QUINTON MEMORIAL HEALTH CARE CENTER		5			5
LEE COMMUNITY HEALTHCARE INC CAPE CORAL		5			5
PRINCIPLE HOSPICE SERVICE, LLC			5	100%	5
ADVENT HEALTH MEDICAL GROUP FAMILY AND INTERNAL MEDICINE AT AVALON PAR		4	1	20%	5
AMERICAN MEDICAL RESPONSE - DENVER		2	3	60%	5
FLORIDA PRIMARY & SPECIALTY CARE		5			5
LAKE NONA PEDIATRICS IN ASSOCIATION WITH NEMOURS		5			5
COPELAND MEDICAL CLINIC		3	2	40%	5
FLORIDA HOSPITAL LAKE MARY		5			5
FLAGLER HEALTH SERVICES INC			5	100%	5
CVS MINUTE CLINIC DIAG OF IND LLC #5206		4	1	20%	5
WAKEMED		1	4	80%	5
FLORIDA HEALTHCARE OF ORLANDO			5	100%	5
SANTOS REHABILITATION CENTER INC			5	100%	5
LABCORP UNSPECIFIED		5			5
BEACH HOUSE		5			5
DIXIE COUNTY EMERGENCY SERVICES			5	100%	5
GULF COAST VETERANS HCS PANAMA CITY OPC		5			5
INDIAN RIVER PRIMARY CARE PA		5			5
GREENVILLE MEMORIAL HOSPITAL LAB			5	100%	5
CVS TX4397POCT CYPRESS		5			5
OHIO DEPARTMENT OF HEALTH			5	100%	5
THE MEDICAL GROUP OF SOUTH FLORIDA INC		4	1	20%	5
GOOD SAMARITAN MEDICAL CENTER			5	100%	5
AURORA UNIVERSITY WELLNESS CENTER		5			5
PM PEDIATRICS OF BAYSIDE PLLC		5			5
HELIX KH UC			5	100%	5
LEWIS COUNTY MANOR		5			5
OCCMED SOLUTIONS		2	3	60%	5
PINECREST PEDIATRICS GROUP LLC			5	100%	5
NU WAVE MEDICAL CENTER			5	100%	5
SUTTER TRACY COMMUNITY HOSPITAL			5	100%	5
Walker BaptistMedCtr		4	1	20%	5
MINUTECLINIC, LLC #1492		5			5
AHC Decatur County		5			5
MEDEXPRESS URGENT CARE - CLARKSBURG		5			5

COVID-19: testing by laboratory

Data through Feb 23, 2021 verified as of Feb 24, 2021 at 09:25 AM

Data in this report are provisional and subject to change.

The numbers in the table below represent the number of Florida and non-Florida residents for whom test results were received by the Department of Health. A person can be tested by more than one laboratory and can have both positive and negative results. **Therefore, the sum of the numbers in each column will be larger than the total number of people tested.**

Reporting lab	Inconclusive	Negative	Positive	Percent positive	Total
BOONE DRUG & HEALTHCARE AT DEERFIELD			5	100%	5
FOUNDCARE, INC			5	100%	5
LAFAYETTE NURSING AND REHAB			5	100%	5
WOODHULL MEDICAL AND MENTAL HEALTH CTR		5			5
FRANCES WARDE MEDICAL LABORATORY		2	3	60%	5
PANCARE HEALTH - ALTHA PUBLIC			5	100%	5
CVS CT1123POCT SOUTHBURY		5			5
GUTHRIE MEDICAL GROUP LABORATORIES		5			5
FLORIDA PRIMARY CARE AND SPORTS MEDICINE INC		2	3	60%	5
MINUTECLINIC DIAGNOSTIC OF TN, PC 6304		3	2	40%	5
HAVEN HOSPICE IN CHIEFLAND			5	100%	5
KETTERING HEALTH			5	100%	5
CLEVELAND CLINIC MARTIN HEALTH NURSING & RESTORATIVE		5			5
INFECTION CONTROL/ EMPHEALTH		3	2	40%	5
URGENT MED INC		3	2	40%	5
UCF STUDENT HEALTH SERVICES LABORATORY		2	3	60%	5
CHAMPLAIN VALLEY PHYSICIANS HOSPITAL		3	2	40%	5
MANATEE COUNTY JAIL		4	1	20%	5
MEDEXPRESS URGENT CARE - BECKLEY CROSS		4	1	20%	5
LABS PLUS LLC		5			5
PEDIATRICS OF CENTRAL FLORIDA – POINCIANA		3	2	40%	5
WATERTOWN URGENT CARE PLLC		5			5
ARKANSAS DEPARTMENT OF HEALTH			5	100%	5
UW MEDICINE VIROLOGY LAB			5	100%	5
PHYSICIANS FOR CHILDREN			5	100%	5
MEDEXPRESS URGENT CARE - BLUEFIELD		4	1	20%	5
FINLAY		1	4	80%	5
AEL KNOXVILLE			5	100%	5
MD NOW MEDICAL CENTER INC			5	100%	5
Lenox on the Lake			5	100%	5
ST MARYS MEDICAL CENTER			5	100%	5
ADVENTHEALTH CAR CENTER APOPKA			5	100%	5
XRL SXF REF LAB		5			5
RURAL HEALTH CARE INC			5	100%	5
Life Care Center of Estero			5	100%	5
FLORIDA DEPARTMENT OF HEALTH - INVERNESS		3	2	40%	5
CVS NV408817POCT LAS VEGAS		1	4	80%	5
MEDEXPRESS URGENT CARE-MUNCIE		5			5
LPG PEDIATRICS AT CAPE CORAL		5			5
CENTREX CLINICAL LABS INC		5			5
ELITE MD GROUP INC		1	4	80%	5
FORSYTH HOUSE			5	100%	5
HAWTHORNE HEALTH AND REHABILITATION			5	100%	5
COVID RAPID LABS			5	100%	5
PHYSICIANS URGENT CARE BERRY FARMS		4	1	20%	5
INDIANA STATE DEPARTMENT OF HEALTH LABORATORIES			5	100%	5

COVID-19: testing by laboratory

Data through Feb 23, 2021 verified as of Feb 24, 2021 at 09:25 AM

Data in this report are provisional and subject to change.

The numbers in the table below represent the number of Florida and non-Florida residents for whom test results were received by the Department of Health. A person can be tested by more than one laboratory and can have both positive and negative results. **Therefore, the sum of the numbers in each column will be larger than the total number of people tested.**

Reporting lab	Inconclusive	Negative	Positive	Percent positive	Total
CAREHERE LCS- EUSTIS			5	100%	5
COOPER HOSPITAL/UNIVERSITY MEDICAL		5			5
BAYSHORE LABORATORY		4	1	20%	5
DEPARTMENT OF HEALTH AND HUMAN SERVICES LANSING			5	100%	5
COMMONS AT ORLANDO LUTHERAN TOWERS SNF			5	100%	5
PREMIER FAMILY HEALTH PA			5	100%	5
Signature Healthcare of Savannah		5			5
AHF PUBLIC HEALTH LABORATORY			5	100%	5
MAXCARE CLINIC			5	100%	5
FLEET LANDING			5	100%	5
MCR HEALTH LAWTON CHILES ADMINISTRATION STE A		1	4	80%	5
CVS IN6654POCT INDIANAPOLIS		4	1	20%	5
MEDEXPRESS URGENT CARE - WILLIAMSPORT		4	1	20%	5
MINUTE CLINIC DIAGNOSTIC OF NORTH CAROLINA		5			5
UNIVERSITY OF CHICAGO MEDICAL CENTER LAB			5	100%	5
LAKE COUNTY DETENTION CENTER		3	2	40%	5
MEDEXPRESS URGENT CARE PORT HURON		4	1	20%	5
CVS TX7827POCT ROUND ROCK		5			5
CVS OH3476POCT TIPP CITY		5			5
WESTMINSTER SHORES			5	100%	5
OMNICARE PHARMACY OFTEXAS 1, LP DBA OMNICARE		5			5
LEVY COUNTY SHERIFF'S DEPT			5	100%	5
WHEELER LABORATORY		4	1	20%	5
DICKSON MEDICAL ASSOCIATES PC PATH LAB		4	1	20%	5
THE UNIVERSITY OF VERMONT MEDICAL CENTER		4	1	20%	5
CARL R DARNALL ARMY MEDICAL CENTER			5	100%	5
INNOVATIVE COVID-DIVERSEY			5	100%	5
COMPUNET CLINICAL LAB			5	100%	5
INTERNAL MEDICINE & PRIMARY CARE ASSOCIATES, PLC			5	100%	5
SEASIDE MANOR			5	100%	5
ADVENTHEALTH MEDICAL GROUP PEDIATRIC & ADOLESCENT		4	1	20%	5
ALPHADERA LABS, LLC			5	100%	5
EGL GENETICS DIAGNOSTICS			5	100%	5
NORTH SHORE HEMATOLOGY-ONCOLOGY ASSOCIATES, PC		5			5
PEACHTREE IMMEDIATE CARE			5	100%	5
ST BARNABAS HOSPITAL		5			5
MINUTECLINIC DIAGNOSTIC OF NEVADA #87		3	2	40%	5
PALM GARDEN OF SUN CITY			5	100%	5
LIVING WATERS MEDICAL CENTER			5	100%	5
MINUTECLINIC, LLC #1796		4	1	20%	5
MINUTECLINIC, LLC #1470		5			5
PIEDMONT HOSPITAL LAB			5	100%	5
QUEST DIAGNOSTICS PSC		1	4	80%	5
RANDOLPH DIABETES AND WELLNESS		4	1	20%	5
PEDIATRIC URGENT HEALTH CARE			5	100%	5
FHPG FAMILY MEDICAL CENTER OF TAMPA BAY		1	4	80%	5

COVID-19: testing by laboratory

Data through Feb 23, 2021 verified as of Feb 24, 2021 at 09:25 AM

Data in this report are provisional and subject to change.

The numbers in the table below represent the number of Florida and non-Florida residents for whom test results were received by the Department of Health. A person can be tested by more than one laboratory and can have both positive and negative results. **Therefore, the sum of the numbers in each column will be larger than the total number of people tested.**

Reporting lab	Inconclusive	Negative	Positive	Percent positive	Total
MEDEXPRESS URGENT CARE-NESHANNOCK TWP		4	1	20%	5
TANNER MEDICAL CENTER EAST AL		5			5
MINUTECLINIC DIAGNOSTIC OF PENNSYLVANIA, LLD #1545		5			5
WEST PACIFIC MEDICAL LABORATORY			5	100%	5
COLUMBIA MEMORIAL HOSPITAL LABORATORY		5			5
URGENT CARE COASTAL GA			5	100%	5
MINUTECLINIC DIAGNOSTIC OF OHIO #7790		3	2	40%	5
GRAND VILLA OF SARASOTA		4	1	20%	5
MEDICAL CENTER OF BLOUNTSTOWN			5	100%	5
MINUTECLINIC DIAGNOSTIC OF KENTUCKY		5			5
VILLAGES VA CBOC	2	2	1	20%	5
JUPITER ISLAND MEDICAL CLINIC INC		5			5
PM PEDIATRICS OF SELDEN		3	2	40%	5
SHEEPSHEAD BAY URGENT CARE		5			5
REHABILITATION CENTER AT JUPITER GARDENS		5			5
NORTHPORT MEDICAL CENTER LAB		5			5
NOVANT HEALTH UVA		2	3	60%	5
ADVICE FOR OPTIMAL WELLNESS		2	3	60%	5
PHYSICIANS IMMEDIATE CARE ELGIN			5	100%	5
URGENT TEAM - NASHVILLE		5			5
MEDEXPRESS URGENT CARE - GLENDALE		5			5
MINUTE-CLINIC DIAGNOSTIC OF VIRGINIA, LLC #794		5			5
LIFEPLUS HEALTHCARE GROUP INC		5			5
FLORIDA CLINICAL LABORATORY - BIOREFERENCE LABORATORIES		2	3	60%	5
Kennedy University Hospital		5			5
MINNESOTA DEPARTMENT OF HEALTH PUBLIC HEALTH LABORATORY DIVISION	1		4	80%	5
STATCARE URGENT AND WALK-IN MEDICAL CA		5			5
GENTLE HANDS MOBILE PHLEBOTOMY			5	100%	5
PUTNAM HOSPITAL CENTER LABORATORY		5			5
SARASOTA MEDICAL CENTER			5	100%	5
TULLAHOMA HMA, LLC		4	1	20%	5
BOROPARK URGENT CARE		4	1	20%	5
CARENOW URGENT CARE - CENTRAL AUSTIN		1	4	80%	5
WILSON PEDIATRICS			5	100%	5
MINUTECLINIC, LLC #7139		5			5
MEDEXPRESS - COLLINSVILLE BELT LINE		3	2	40%	5
RUSH UNIVERSITY MEDICAL CENTER LABORATORY			5	100%	5
MINUTECLINIC DIAGNOSTIC MED GRP OF CA		4	1	20%	5
JOHN T MACKAY MD			5	100%	5
LAKE MARY HEALTH AND REHABILITATION CENTER		1	4	80%	5
NORTH DADE NURSING AND REHABILITATION CENTER			5	100%	5
UF HEALTH PATHOLOGY LABORATORIES			5	100%	5
HILLSBOROUGH COUNTY HEALTH DEPARTMENT			5	100%	5
Army Residence Community		5			5
JOE DIMAGGIO CHILDREN'S HOSPITAL		1	4	80%	5
SCIENCE CARE			5	100%	5

COVID-19: testing by laboratory

Data through Feb 23, 2021 verified as of Feb 24, 2021 at 09:25 AM

Data in this report are provisional and subject to change.

The numbers in the table below represent the number of Florida and non-Florida residents for whom test results were received by the Department of Health. A person can be tested by more than one laboratory and can have both positive and negative results. **Therefore, the sum of the numbers in each column will be larger than the total number of people tested.**

Reporting lab	Inconclusive	Negative	Positive	Percent positive	Total
CVS NC6402POCT DAVIDSON		3	2	40%	5
MEDEXPRESS URGENT CARE MURRYSVILLE		3	2	40%	5
MINUTE CLINIC, LLC #1434		5			5
BROOKDALE NEW PORT RICHEY			5	100%	5
MEDEXPRESS URGENT CARE MORGANTOWN		5			5
SIGNATURE URGENT CARE			5	100%	5
GRAND VILLA OF DELRAY EAST		5			5
MAXHEALTH		4	1	20%	5
ST JOHNS BIOMEDICAL LAB		5			5
DOCS URGENT CARE		1	4	80%	5
DIAGNOSTECHS		4	1	20%	5
CYPRESS CREEK MEDICAL CENTER			5	100%	5
UPMC HEALTH SYSTEM		4	1	20%	5
WHITE WILSON MEDICAL CENTER - FWB		1	4	80%	5
OPTUMCARE FLORIDA, LLC		3	2	40%	5
HENDRY REGIONAL CONVENIENT CARE CENTER			5	100%	5
PATIENT FIRST - LEESBURG			5	100%	5
FRESENIUS KIDNEY CARE SOUTH ORLANDO			5	100%	5
BROWNE MEDICAL LLC		3	2	40%	5
MOUNT SINAI BROOKLYN LABORATORY		4	1	20%	5
REDMED OF CROSSTOWN		2	3	60%	5
UNIVERSITY OF MIAMI / SCCC RESEARCH LABORATORY			5	100%	5
ELITE CARE			5	100%	5
ALL CHILDREN'S HOSPITAL DEPT OF GENERAL PEDIATRICS			5	100%	5
RIVERVIEW ALF OPERATOR LLC			5	100%	5
ST CHARLES BEND LABORATORY		4	1	20%	5
OCHSNER MEDICAL CENTER			5	100%	5
MINUTECLINIC MINUTECLINIC #4977		3	2	40%	5
EASTCHESTER PEDIATRIC MEDICAL GROUP		5			5
MINUTECLINIC DIAGNOSTIC OF TN PC #442		4	1	20%	5
MCKENZIE-WILLAMETTE MEDICAL CENTER LAB		5			5
CVS NC7588POCT ASHEVILLE		5			5
MINUTECLINIC, LLC, DBA MINUTECLINIC #2		5			5
MINUTECLINIC DIANOSTIC OF VIRGINIA, LL		3	1	25%	4
CVS TN2179POCT MURFREESBORO		4			4
BLUETAIL MEDICAL GROUP, LLC		3	1	25%	4
ADVANCED PEDIATRICS OF BOCA LLC			4	100%	4
CVS DC1340POCT WASHINGTON		4			4
THE DOCTORS CENTER HEALTHCARE-SOUTHSIDE		1	3	75%	4
PHYSICIANS QUALITY CARE			4	100%	4
MINUTECLINIC DIAGNOSTIC OF OHIO #4401		4			4
REELFOOT FAMILY WALK IN CLINIC		3	1	25%	4
MINUTECLINIC DIAGNOSTIC OF OHIO #2964		4			4
BIRMINGHAM VAMC		1	3	75%	4
WINCHESTER MEDICAL CENTER			4	100%	4
ELDER ALTERNATIVES INC		3	1	25%	4

COVID-19: testing by laboratory

Data through Feb 23, 2021 verified as of Feb 24, 2021 at 09:25 AM

Data in this report are provisional and subject to change.

The numbers in the table below represent the number of Florida and non-Florida residents for whom test results were received by the Department of Health. A person can be tested by more than one laboratory and can have both positive and negative results. **Therefore, the sum of the numbers in each column will be larger than the total number of people tested.**

Reporting lab	Inconclusive	Negative	Positive	Percent positive	Total
MINUTECLINIC DIAGNOSTIC OF OHIO #3407		4			4
CORIZON HEALTH INC			4	100%	4
CELEBRATION PEDIATRICS			4	100%	4
UF HEALTH PATHOLOGY LABORATORIES			4	100%	4
COVID TESTING LLC			4	100%	4
Advanced Care Center			4	100%	4
ARC POINT LABS OF AUSTIN NORTH			4	100%	4
Bon Secours Place		3	1	25%	4
CAPITAL HEALTH LABORATORY INC			4	100%	4
DIAGNOSTIC & MEDICAL SPECIALISTS OF GREENWICH		2	2	50%	4
CELAL GUROL ERBAY, MD			4	100%	4
PANCARE HEALTH - PONCE DE LEON			4	100%	4
LAKE FOREST PARK OP CO LLC		4			4
CVS PA4077POCT BELLE VERNON		4			4
BARTON MEMORIAL HOSPITAL		3	1	25%	4
MAINE DEPARTMENT OF HEALTH AND HUMAN SERVICES			4	100%	4
AURORA BAYCARE UROLOGY			4	100%	4
COURTYARD GARDENS OF BOYNTON BEACH, LLC		1	3	75%	4
FLORIDA CANCER SPECIALISTS AND RESEARCH		2	2	50%	4
DASCENA LABORATORY			4	100%	4
PRIMECARE		2	2	50%	4
ROAN DRUG COMPANY LLC		4			4
CVS MD2956POCT NEW MARKET		3	1	25%	4
CVS OH3080POCT HUBER HEIGHTS		4			4
MEDEXPRESS URGENT CARE - SUMMERSVILLE, WEBSTER RD		4			4
CVS NV9841POCT RENO		2	2	50%	4
ELITE MEDICAL CENTER			4	100%	4
MINUTECLINIC MINUTECLINIC #921		4			4
FISHERMEN'S HOSPITAL			4	100%	4
CVS OH2342POCT WEST CHESTER		3	1	25%	4
THONOTOSASSA COMMUNITY HEALTH CENTER		1	3	75%	4
WINTER PARK INTERNAL MEDICINE MD PA		3	1	25%	4
TARPON SPRINGS PEDIATRICS, LLC			4	100%	4
BAPTIST HEALTH MEDICAL CENTER			4	100%	4
CAREWELL 202			4	100%	4
MINUTECLINIC, DIAGNOSTIC OF TEXAS, LL		4			4
GENEVA GENERAL HOSPITAL LABORATORY		3	1	25%	4
MEDEXPRESS URGENT CARE - TULSA, S YALE AVE		4			4
MINUTECLINIC DIAGNOSTIC OF RHODE ISLAN		4			4
LIFEHOPE LABS			4	100%	4
SMH PHYSICIAN SERVICES INC		4			4
MEDEXPRESS URGENT CARE- FORT WORTH N T		4			4
DYNACARE LABORATORIES			4	100%	4
SOUTHEASTERN REGIONAL MEDICAL CENTER			4	100%	4
MINUTECLINIC DIAGNOSTIC OF WISCONSIN, LLC		4			4
RELIANT ACUTE CARE			4	100%	4

COVID-19: testing by laboratory

Data through Feb 23, 2021 verified as of Feb 24, 2021 at 09:25 AM

Data in this report are provisional and subject to change.

The numbers in the table below represent the number of Florida and non-Florida residents for whom test results were received by the Department of Health. A person can be tested by more than one laboratory and can have both positive and negative results. **Therefore, the sum of the numbers in each column will be larger than the total number of people tested.**

Reporting lab	Inconclusive	Negative	Positive	Percent positive	Total
MEDEXPRESS URGENT CARE - FREDERICK		4			4
Oakwood - North Baldwins Center for Living		4			4
HUNT CLUB MEDICAL CARE			4	100%	4
ACCESS RECOVERY SOLUTIONS LLC			4	100%	4
AHC of Mckenzie		4			4
GASTROENTEROLOGY ASSOC OF PENSACOLA, PA		2	2	50%	4
APOKA FAMILY HEALTH CENTER		3	1	25%	4
COMMUNITY PHYSICIANS OF NORTH PORT PA			4	100%	4
STONE CLINICAL LABORATORIES OF FL LLC		4			4
MEDEXPRESS URGENT CARE - WICHITA, S SENECA ST		2	2	50%	4
PM PEDIATRICS OF SELDEN PLLC		4			4
MINUTECLINIC DIAG OF IND, LLC #6697		4			4
GRAND AVE PHARMACY			4	100%	4
NEMOURS CHILDREN'S CLINIC			4	100%	4
UNDERGROUND FREE CLINIC		4			4
MEDI-DRUG INC		3	1	25%	4
CARE ONE PRIMARY CARE			4	100%	4
CULLMAN REGIONAL MEDICAL CENTER		3	1	25%	4
THE LITTLE CLINIC			4	100%	4
AIREVAC INTERNATIONAL		4			4
MEDEXPRESS - NEW CASTLE, DUPONT HWY		4			4
L3HARRIS FAMILY MEDICAL CENTER			4	100%	4
MINUTECLINIC, LLC, DBA MINUTECLINIC #6		4			4
DISCOVERY VILLAGE AT DEERWOOD			4	100%	4
Rutgers Health Rwj University Hospital - Laboratory		2	2	50%	4
CVS GA2147POCT KENNESAW		3	1	25%	4
LAKE PEDIATRICS			4	100%	4
CVS TX7162POCT HOUSTON		4			4
CAREWELL URGENT CARE			4	100%	4
CVS HEALTH, #2043		4			4
TRIDENT BIOMETRICS		3	1	25%	4
CAREATC, INC.			4	100%	4
MEDEXPRESS URGENT CARE - MBURG COMMONS		4			4
TALLAHASSEE MEMORIAL HEALTHCARE			4	100%	4
FLORIDA HOSPITAL ALTAMONTE		2	2	50%	4
GENUS DIAGNOSTICS			4	100%	4
SJH			4	100%	4
MEDEXPRESS - NEWARK		4			4
IVY ROSEN MD PLLC		4			4
CULLMAN REGIONAL URGENT CARE		3	1	25%	4
MEDEXPRESS URGENT CARE - SOUTH PARKERSBURG		4			4
COMPREHENSIVE CLINICAL RESEARCH, LLC			4	100%	4
EMORY UNIVERSITY HOSPITAL		1	3	75%	4
NEOGENOMICS LABORATORIES, INC		4			4
FLORIDA HEART AND VASCULAR			4	100%	4
MEMORIAL HEALTHCARE SYSTEM		1	3	75%	4

COVID-19: testing by laboratory

Data through Feb 23, 2021 verified as of Feb 24, 2021 at 09:25 AM

Data in this report are provisional and subject to change.

The numbers in the table below represent the number of Florida and non-Florida residents for whom test results were received by the Department of Health. A person can be tested by more than one laboratory and can have both positive and negative results. **Therefore, the sum of the numbers in each column will be larger than the total number of people tested.**

Reporting lab	Inconclusive	Negative	Positive	Percent positive	Total
OVIEDO CHILDRENS HEALTH CENTER LLC		1	3	75%	4
MEDEXPRESS URGENT CARE - TEAYS VALLEY		3	1	25%	4
CALIFORNIA DEPARTMENT OF PUBLIC HEALTH			4	100%	4
LIFE CARE HOME HEALTH SERVICES LLC		1	3	75%	4
CVS CT718POCT ANSONIA		4			4
TRUE HEALTH- HOFFNER		3	1	25%	4
CRESTAR LABS		2	2	50%	4
INFINITI LABS INC			4	100%	4
SIGNATURE CARE EMERGENCY CENTER		2	2	50%	4
MINUTECLINIC #8760		4			4
BOND & STEELE CLINIC PA D/B/A BOND CLINIC PA		4			4
PALM BEACH CANCER INSTITUTE			4	100%	4
OKLAHOMA STATE UNIVERSITY DIAGNOSTIC LAB			4	100%	4
CVS NJ836POCT RUNNEMEDE		4			4
PRINCETON BMC LABORATORY		4			4
Metro West Nursing and Rehab			4	100%	4
Kroger 339 - The Little Clinic Highlands - Bardstown Road		4			4
Health Care Center of Jacksonville			4	100%	4
Crowne Health Care of Montgomery		4			4
SIGNATURE CARE MONTROSE		2	2	50%	4
HARBOUR ISLAND PEDIATRICS LLC			4	100%	4
EPI			4	100%	4
MIAMI COMMUNITY HEALTH CENTER INC		1	3	75%	4
COMPASSION PEDIATRIC URGENT CARE LLC			4	100%	4
PINELLAS POINT NURSING AND REHAB			4	100%	4
KENTUCKY CABINET FOR HEALTH AND FAMILY SERVICES			4	100%	4
PEPIN ACADEMIES-PASCO		4			4
AFFINITY URGENT CARE			4	100%	4
CAPE COD HOSPITAL			4	100%	4
HOME DOCS		2	2	50%	4
CVS NY549POCT RIDGEWOOD		2	2	50%	4
REHABILITATION CENTER OF WINTER PARK,THE			4	100%	4
INTRACOASTAL LABS INC		4			4
MINUTECLINIC DIAG OF IND LLC #8651		3	1	25%	4
CVS PA233POCT NEWTOWN SQUARE		4			4
IMMUNOGENOMICS LLC		1	3	75%	4
FLORIDA HEALTH CARE PLANS STIRLING CENTER			4	100%	4
EXPICARE NURSING AGENCY, INC		4			4
MINUTE CLINIC DIAG OF IND LLC #8674		4			4
CLINICAL LABORATORIES OF THE BUFFALO		3	1	25%	4
UNIVERSITY OF WASHINGTON MEDICAL CENTER (UWMC) EMERGENCY DEPT.			4	100%	4
JOSEF SCHENKER, MD, PC		4			4
PRL NYC PANDEMIC RESPONSE LAB			4	100%	4
UNC HOSPITAL/MCLENDON CLINICAL LABORATORIES			4	100%	4
CVS MA394POCT SEEKONK		4			4
GRAND VILLA OF LAKE LAND		4			4

COVID-19: testing by laboratory

Data through Feb 23, 2021 verified as of Feb 24, 2021 at 09:25 AM

Data in this report are provisional and subject to change.

The numbers in the table below represent the number of Florida and non-Florida residents for whom test results were received by the Department of Health. A person can be tested by more than one laboratory and can have both positive and negative results. **Therefore, the sum of the numbers in each column will be larger than the total number of people tested.**

Reporting lab	Inconclusive	Negative	Positive	Percent positive	Total
EXTENDICARE HEALTH & REHAB CENTER		4			4
Kroger 449 - The Little Clinic Mountain Park		4			4
DIAMOND SPEEDWAY DIALYSIS		1	3	75%	4
HEART OF FLORIDA HEALTH CENTER INC		1	3	75%	4
POWERS PEDIATRICS			4	100%	4
WILLIAM A HINTON STATE LABORATORY INSTITUTE		1	3	75%	4
MINUTECLINIC DIAGNOSTIC OF NORTH CAROLINA PC #7054		3	1	25%	4
Sunrise Health and Rehabilitation Center			4	100%	4
CVS GA2236POCT WOODSTOCK		4			4
TMH PHYSICIAN PARTNERS SOUTHWOOD		1	3	75%	4
ACCENT PHYSICIAN SPECIALISTS PA		4			4
VITAL CARE URGENT CARE			4	100%	4
PEACEHEALTH LABORATORIES		3	1	25%	4
REFUGE A HEALING PLACE, THE			4	100%	4
PALMS WEST HOSPITAL			4	100%	4
BENEVA LAKES HEALTHCARE & REHAB CENTER			4	100%	4
SOUTHWESTERN REGIONAL MEDICAL CENTER - TULSA		4			4
MEDEXPRESS URGENT CARE - WEIRTON		4			4
MORGAN STANLEY HEALTH CENTER		4			4
CVS TX8351POCT BEAUMONT		4			4
DERMATOLOGY SPECIALISTS OF FL - DR. JON WARD			4	100%	4
FAMILY MEDICINE AT WINTER PARK			4	100%	4
MINUTECLINIC DIAG OF IND, LLC #6472		4			4
MINUTECLINIC DIAGNOSTIC OF TN PC #240		4			4
CLINICAL PATHOLOGY LABORATORIES			4	100%	4
HAMPTON ALF AT 24TH ROAD LLC			4	100%	4
INDUSTRY LAB DIAGNOSTIC PARTNERS			4	100%	4
THE OASIS ALF		4			4
URGENT CARE - OCONEE		2	2	50%	4
OHSU MOLECULAR MICROBIOLOGY LAB		3	1	25%	4
MEDEXPRESS URGENT CARE PLEASANT HILLS		3	1	25%	4
SHARP MEMORIAL HOSPITAL MICROBIOLOGY DEPT			4	100%	4
NOT GIVEN		1	3	75%	4
CFP PHYSICIANS GROUP			4	100%	4
PILGRIM PHARMACY INC		4			4
MINUTE CLINIC OF KANSAS PA		1	3	75%	4
MINUTECLINIC, LLC #5707		4			4
MEMORIAL HEALTH CARE SYSTEMS			4	100%	4
CVS TX8387POCT AUSTIN		4			4
FIFTH AVENUE PEDIATRICS		3	1	25%	4
MINUTECLINIC DIAGNOSTIC OF PENNSYLVAN		3	1	25%	4
FHCP - ORMOND BEACH			4	100%	4
MD ANDERSON			4	100%	4
MEDICINE SHOPPE #1306 THE		3	1	25%	4
GRAND VILLA OF MELBOURNE		2	2	50%	4
MEDEXPRESS URGENT CARE - KOKOMO		4			4

COVID-19: testing by laboratory

Data through Feb 23, 2021 verified as of Feb 24, 2021 at 09:25 AM

Data in this report are provisional and subject to change.

The numbers in the table below represent the number of Florida and non-Florida residents for whom test results were received by the Department of Health. A person can be tested by more than one laboratory and can have both positive and negative results. **Therefore, the sum of the numbers in each column will be larger than the total number of people tested.**

Reporting lab	Inconclusive	Negative	Positive	Percent positive	Total
MAILBOX DIAGNOSTICS		2	2	50%	4
BEECHTREE MOLECULAR LAB LLC			4	100%	4
FAMILY MEDICINE AT WATERMAN		4			4
COMPASSION PEDIATRICS			4	100%	4
MEDEXPRESS URGENT CARE - MOUNTAIN HOME		3	1	25%	4
GEORGE E WEEMS MEMORIAL HOSPITAL LAB		3	1	25%	4
CHILDREN'S MEDICAL GROUP		4			4
MONTANA DEPARTMENT OF PUBLIC HEALTH & HUMAN SERVICES			4	100%	4
MINUTECLINIC OF NEVADA-2955 S FT APACH		4			4
MEDEXPRESS URGENT CARE SHADYSIDE		3	1	25%	4
Millennium Nursing & Rehab Center		4			4
LEE COMMUNITY HEALTHCARE INC NORTH FORT MYERS		4			4
ST PETE DIRECT PRIMARY CARE		2	2	50%	4
WESLEY CHAPEL INTERNAL MEDICINE AND PEDIATRICS			4	100%	4
FLORENCE - HUNTSVILLE HOSPITAL URGENT CARE		3	1	25%	4
LEON MEDICAL CENTERS, LLC			4	100%	4
DEPARTMENT OF PATHOLOGY ROME MEMORIAL		3	1	25%	4
INTERMARKET FACILITY			4	100%	4
PHYSICIANS IMMEDIATE CARE AURORA			4	100%	4
SunTerrace Health Care Center		3	1	25%	4
Grace Rehabilitation of Vero Beach		4			4
ALLIANCE PEDIATRICS PA			4	100%	4
CVS MA2172POCT NORTH GRAFTON		4			4
Park Ridge Nursing Center		3	1	25%	4
CVS CA9113POCT CHULA VISTA		4			4
MINUTE CLINIC DIAGNOSTIC MED GRP		3	1	25%	4
State Lab Unspecifd			4	100%	4
PELICAN LANDING		1	3	75%	4
JFK INTERNAL MEDICINE FACULTY PRACTICE		2	2	50%	4
CONSOLIDATED LABORATORY SERVICES			4	100%	4
LOUISIANA DEPT. OF HEALTH AND HOSPITALS-INFECTIOUS DISEASE EPI SECTION			4	100%	4
MEDLAB INC		4			4
MINUTECLINIC, LLC #1431		3	1	25%	4
MEDEXPRESS URGENT CARE, FAIRMONT		4			4
CVS TX7821POCT LEAGUE CITY		4			4
Calusa Harbour			4	100%	4
INVERNESS FAMILY CARE HIGH RISK PLLC			4	100%	4
FCHC (OB)-DARWIN SQUARE CTR.			4	100%	4
Mill Valley Care Center		4			4
ADVENTHEALTH NEW SMYRNA BEACH COMMUNITY HEALTH			4	100%	4
PEDIATRICS IN BREVARD-COCOA BEACH		2	2	50%	4
HEALTHCARE NETWORK OF SOUTHWEST FLORIDA			4	100%	4
Westminster Manor		3	1	25%	4
SYNEXUS CLINICAL RESEARCH US INC		2	2	50%	4
ARCPPOINT LABS OF FORT LAUDERDALE, FL CENTRAL		1	3	75%	4
MEDEXPRESS URGENT CARE - YORK		1	3	75%	4

COVID-19: testing by laboratory

Data through Feb 23, 2021 verified as of Feb 24, 2021 at 09:25 AM

Data in this report are provisional and subject to change.

The numbers in the table below represent the number of Florida and non-Florida residents for whom test results were received by the Department of Health. A person can be tested by more than one laboratory and can have both positive and negative results. **Therefore, the sum of the numbers in each column will be larger than the total number of people tested.**

Reporting lab	Inconclusive	Negative	Positive	Percent positive	Total
CVS TN7698POCT KNOXVILLE		4			4
CELERION			4	100%	4
CVS MINUTE CLINIC DIAGNOSTIC OF TEXAS		3	1	25%	4
MONROE COUNTY FIRE RESCUE		4			4
CARENOW URGENT CARE-HERMITAGE			4	100%	4
GUIDANCE / CARE CENTER, INC		4			4
IMIC INC RESEARCH			4	100%	4
ADVENTHEALTH MEDICAL GROUP PEDIATRICS		1	3	75%	4
HARBORCHASE OF VILLAGES CROSSING			4	100%	4
MARSHFIELD LABORATORIES			4	100%	4
CVS PA813POCT RICHBORO		4			4
PORT ORANGE NURSING & REHAB			4	100%	4
BAYLOR ESOTERIC AND MOLECULAR LAB			4	100%	4
DEACONESS HOSPITAL			4	100%	4
VIDANT MEDICAL CENTER			4	100%	4
BIOTEST PLASMA CENTER		4			4
CVS MINUTE CLINIC DIAGNOSTIC OF TN #3293		4			4
THE RETREAT AT PORT ORANGE			4	100%	4
HEALTHY MINORS PEDIATRIC URGENT CARE		4			4
MINUTE-CLINIC DIAGNOSTIC OF VIRGINIA,		4			4
ADVANCED URGENT CARE LLC		1	3	75%	4
LPG PRIMARY CARE AT BONITA BAY LIFESTYLE CENTER		3	1	25%	4
MINUTE CLINIC #8979		4			4
MEDEXPRESS URGENT CARE - SOMERSET TOWNSHIP		4			4
PDL PHARMACY CORP			4	100%	4
CARE CENTERS OF NASSAU LLC MINER ROAD NORTH		4			4
PANCARE HEALTH YOUNGSTOWN			4	100%	4
CVS OH3301POCT WOODMERE		4			4
MINUTECLINIC DIAG OF IND, LLC #10190		4			4
MEDEXPRESS URGENT CARE - LOGAN		4			4
ORANGE COUNTY HEALTH DEPARTMENT		2	2	50%	4
MEDEXPRESS URGENT CARE - PRINCETON		4			4
CVS GA7064POCT STOCKBRIDGE		4			4
DEPARTMENT OF HEALTH AND HUMAN SERVICES		2	2	50%	4
UNION CITY MANOR NURSING CENTER		4			4
CARENOW URGENT CARE - WINTER SPRINGS		3	1	25%	4
CENTERPLACE HEALTH, INC			4	100%	4
CVS SC2736POCT MURRELLS INLET		4			4
SOUTH FLORIDA PEDIATRIC PARTNERS			4	100%	4
STEBEN COUNTY PUBLIC HEALTH		4			4
NEULIFE NEUROLOGICAL SERVICES LLC			4	100%	4
SONIC REFERENCE LABORATORY			4	100%	4
COMMUNITY HEALTH CENTER OF WEST PALM BEACH			4	100%	4
DTR LABS		3	1	25%	4
CONSULATE HEATH CARE AT WEST ALTAMONTE			4	100%	4
MINUTE CLINIC, LLC #4650		4			4

COVID-19: testing by laboratory

Data through Feb 23, 2021 verified as of Feb 24, 2021 at 09:25 AM

Data in this report are provisional and subject to change.

The numbers in the table below represent the number of Florida and non-Florida residents for whom test results were received by the Department of Health. A person can be tested by more than one laboratory and can have both positive and negative results. **Therefore, the sum of the numbers in each column will be larger than the total number of people tested.**

Reporting lab	Inconclusive	Negative	Positive	Percent positive	Total
MEDICAL CENTER ENTERPRISE			4	100%	4
ManorCare Rehabilitation Center- Decatur		4			4
MINUTECLINIC DIAG OF IND LLC #1367		4			4
SANFORD SOUTH UNIVERSITY		4			4
CVS NC2313POCT RALEIGH		3	1	25%	4
OMNICARE PHARMACY OF TEXAS 1		4			4
FLORIDA MEDICAL ASSOCIATES LLC			4	100%	4
USCG SECTOR ST PETE		1	3	75%	4
MD NOW URGENT CARE - DELRAY WEST			4	100%	4
DEPARTMENT OF HEALTH/ NEW YORK			4	100%	4
BETHPAGE EXTENDED HOURS CENTER		4			4
BETH ISRAEL MEDICAL CENTER LABS		4			4
ALVARO J DANGOND MD PA		4			4
MONROE COUNTY DEPT OF PUBLIC HEALTH ST		4			4
CVS MINUTE CLINIC DIAGNOSTIC OF KANSAS, PA		4			4
MEDEXPRESS URGENT CARE LAVAL		4			4
DEVEREUX FLORIDA CHILDRENS CENTER			4	100%	4
ENCOMPASS HOME HEALTH		4			4
Kroger 124 - The Little Clinic University		3	1	25%	4
MARION AND BERNARD L SAMSON NURSING CENTER			4	100%	4
EXPRESS TESTING-ONE			4	100%	4
ASCENSION ST VINCENT'S MEDICAL CENTER		3	1	25%	4
ST. MARY'S HOSPITAL			4	100%	4
RHEA MEDICAL CENTER		4			4
COVENIENT CARE MEDICAL CLINIC			4	100%	4
ASCENDI HOME HEALTH AGENCY INC			4	100%	4
NAVAL MEDICAL CENTER SAN DIEGO			4	100%	4
PARADIGM LABORATORIES			4	100%	4
ManorCare Health Services Camp Hill		4			4
MASSASHUSETTS STATE LAB INSTITUTE		1	3	75%	4
BELLIN HEALTH LAB		1	3	75%	4
LATCHER LABORATORY OF A O FOX MEMORIAL		2	2	50%	4
OHIO CVS STORES		3	1	25%	4
MINUTECLINIC DIAGNOSTIC OF VIRGINIA, LLC #1656		4			4
GUTHRIE MEDICAL GROUP - CORNING		3	1	25%	4
MERCY URGENT CARE			4	100%	4
WYOMING PUBLIC HEALTH LAB			4	100%	4
Heartland of Boynton Beach			4	100%	4
MEDEXPRESS URGENT CARE - MARKHAM STREE		3	1	25%	4
ANTHONY-BROWN PHARMACY		4			4
WALGREENS #07034		4			4
UNIVERISTY OF MIAMI			4	100%	4
MEDEXPRESS URGENT CARE HUNTINGTON		4			4
CAPTAIN JAMES A. LOVELL FEDERAL HEALTHCARE CENTER			4	100%	4
CVS PA1671POCT LANCASTER		4			4
ADVENT HEALTH - TUSKAWILLA		4			4

COVID-19: testing by laboratory

Data through Feb 23, 2021 verified as of Feb 24, 2021 at 09:25 AM

Data in this report are provisional and subject to change.

The numbers in the table below represent the number of Florida and non-Florida residents for whom test results were received by the Department of Health. A person can be tested by more than one laboratory and can have both positive and negative results. **Therefore, the sum of the numbers in each column will be larger than the total number of people tested.**

Reporting lab	Inconclusive	Negative	Positive	Percent positive	Total
MEDEXPRESS URGENT CARE GREENSBURG		2	1	33%	3
HEALGEN SCIENTIFIC			3	100%	3
BNC Medical Investors, LLC Berrien Nursing & Rehabilitation Center		3			3
MEDEXPRESS - WILMINGTON CONCORD PIKE		2	1	33%	3
CGH MEDICAL CENTER			3	100%	3
NATURE COAST PRIMARY CARE LAB LLC			3	100%	3
TAMPA		1	2	67%	3
MANORCARE NURSING & REHABILITATION CENTER-NAPLES		3			3
MINUTECLINIC MINUTECLINIC #3665		3			3
MEDEXPRESS URGENT CARE - HOLLINS		3			3
ASPEN VALLEY HOSPITAL			3	100%	3
MEDEXPRESS URGENT CARE, CHAMBERSBURG		2	1	33%	3
Kroger 768 - The Little Clinic Leestown Rd		2	1	33%	3
UNIVERSITY OF KANSAS MEDICAL CENTER			3	100%	3
LRHS Florida Poly Tech		3			3
MINUTECLINIC DIAG OF IND, LLC #6910		3			3
SMOKY MOUNTAIN URGENT CARE AND FAMILY MEDICINE CENTER			3	100%	3
MINUTECLINIC DIAG OF IND, LLC #6648		2	1	33%	3
SENTARA NORFOLK GENERAL HOSPITAL CENTRAL LAB			3	100%	3
SSM HEALTH ST LOUIS MICROBIOLOGY LABORATORY		1	2	67%	3
SURETOX LABORATORY LLC		2	1	33%	3
CVS IN7653POCT EVANSVILLE		2	1	33%	3
SANFORD MOBILE LAB			3	100%	3
NORTH NAPLES HOSPITAL RESPIRATORY THERAPY DEPARTMENT			3	100%	3
PROMPT CARE OF CENTRAL FLORIDA LLC			3	100%	3
BAPTIST HOSPITAL EMPLOYEE HEALTH OFF			3	100%	3
FHPG TAMPA PRIMARY CARE			3	100%	3
CALLE OCHO DIALYSIS			3	100%	3
MARION COUNTY FIRE RESCUE		3			3
MEDEXPRESS URGENT CARE MARTINSBURG		2	1	33%	3
VIRGINIA DIVISION OF CONSOLIDATED LABORATORIES			3	100%	3
TARRANT COUNTY PUBLIC HEALTH		3			3
Kroger 388 - The Little Clinic Braelinn Village		3			3
URGENT CARE OF THE SMOKIES			3	100%	3
ONslow MEMORIAL HOSPITAL LABORATORY		3			3
THE CLINIC OF PEDIATRICS & GI MEDICINE, INC			3	100%	3
PREMIER FAMILY AND SPORTS MEDICINE		2	1	33%	3
BEEBE MEDICAL CENTER LABORATORY		3			3
AVANTE INVERNESS		1	2	67%	3
THOMAS LANGLEY			3	100%	3
FULGENT GENETICS HOUSTON		3			3
MEADOWS AT CYPRESS GARDENS, THE		3			3
Village on the Green			3	100%	3
MINUTECLINIC, LLC #1452		3			3
NEBRASKA DEPARTMENT OF HEALTH AND HUMAN SERVICES			3	100%	3
INSPIRA MEDICAL CENTER VINELAND LAB		2	1	33%	3

COVID-19: testing by laboratory

Data through Feb 23, 2021 verified as of Feb 24, 2021 at 09:25 AM

Data in this report are provisional and subject to change.

The numbers in the table below represent the number of Florida and non-Florida residents for whom test results were received by the Department of Health. A person can be tested by more than one laboratory and can have both positive and negative results. **Therefore, the sum of the numbers in each column will be larger than the total number of people tested.**

Reporting lab	Inconclusive	Negative	Positive	Percent positive	Total
PEDIATRICS BY THE SEA JOG RD OFFICE			3	100%	3
THE OASIS BEACHSIDE		3			3
CELEBRATION PRIMARY CARE ASSOCIATES LLC		3			3
OHIO DEPARTMENT OF HEALTH LABORATORY		2	1	33%	3
BAPTIST PRIMARY CARE, INC.		2	1	33%	3
DEPT OF VA MEDICAL CENTER - RICHMOND		2	1	33%	3
NORTHWEST FLORIDA CLINICAL LAB		1	2	67%	3
US SPECIALTY LABS			3	100%	3
WHITE EARTH IHS MAIN LAB		3			3
PARADISE VILLA ALF INCORPORATED		3			3
TERRACE OF ST CLOUD, THE		2	1	33%	3
BROOKDALE OAKBRIDGE		1	2	67%	3
TAYLOR MANOR		1	2	67%	3
FLORIDA HOSPITAL LABORATORIES		3			3
VICAR'S LANDING NURSING HOME		2	1	33%	3
KISSIMMEE VA OUTPATIENT CLINIC		3			3
KISSIMMEE URGENT CARE		3			3
CLEARWATER		2	1	33%	3
MINNEOLA PLACE A HOMEBRIDGE COMMUNITY		3			3
Cleveland Clinic Weston			3	100%	3
IVY CREEK URGENT CARE OF ENTERPRISE			3	100%	3
WILLIAM OWEN PASS PARK		3			3
PROHEALTH PRIMARY CARE - GLEN OAKS		3			3
MID FLORIDA CLINICAL LABORATORY		2	1	33%	3
CARESPOT-WELLINGTON			3	100%	3
Kroger 752 - The Little Clinic Central Station		2	1	33%	3
MEDEXPRESS URGENT CARE-SCOTT TOWNSHIP		3			3
GYN PATH SERVICES			3	100%	3
ALLIANCE FOR MULTISPECIALTY RESEARCH		3			3
MENORAH MANOR			3	100%	3
ATLANTIC SURGERY CENTER OF JACKSONVILLE BEACH		3			3
SOUTH COUNTY MENTAL HEALTH CENTER INC			3	100%	3
SOFTLAB			3	100%	3
Marian Manor, Inc		3			3
NONA PEDIATRIC CENTER			3	100%	3
CVS SC5550POCT CLOVER		2	1	33%	3
CAPTIAL REGIONAL MEDICAL CENTER			3	100%	3
NOVANT HEALTH PRESBYTERIAN		2	1	33%	3
SISD EMPLOYEE HEALTH CLINIC			3	100%	3
SCIENTIFIC LABORATORY DIVISION			3	100%	3
MINUTE CLINIC LLC # 2033		2	1	33%	3
CLINICAL ASSOCIATES OF ORLANDO LLC		3			3
NASSAU COUNTY HEALTH DEPARTMENT-FERNANDINA BEACH C		3			3
QUEST DIAGNOSTICS CLINICAL LABORATORIES INC		2	1	33%	3
NORTH CAROLINA DEPT OF HEALTH & HUMAN SRVCS STATE LAB OF PUBLIC HEALTH			3	100%	3
MAYO		1	2	67%	3

COVID-19: testing by laboratory

Data through Feb 23, 2021 verified as of Feb 24, 2021 at 09:25 AM

Data in this report are provisional and subject to change.

The numbers in the table below represent the number of Florida and non-Florida residents for whom test results were received by the Department of Health. A person can be tested by more than one laboratory and can have both positive and negative results. **Therefore, the sum of the numbers in each column will be larger than the total number of people tested.**

Reporting lab	Inconclusive	Negative	Positive	Percent positive	Total
YATES COUNTY PUBLIC HEALTH		3			3
HELIX LW UC		1	2	67%	3
BARONESS ERLANGER HOSPITAL		3			3
MINUTECLINIC DIAGNOSTIC OF MICHIGAN, P		3			3
ROANE MEDICAL CENTER		2	1	33%	3
ADVENT HEALTH MEDICAL GROUP FAMILY MEDICINE			3	100%	3
CLINICAL CARE ASSOCIATES, INC			3	100%	3
SAVANNAH COVE		3			3
LAURELLWOOD NURSING CENTER		1	2	67%	3
SINAI PLAZA NURSING AND REHAB CENTER			3	100%	3
ADRIANA M CASTRO MD PA		3			3
COVID PROCESSING SITE			3	100%	3
VA PRIMARY CARE ANNEX			3	100%	3
CVS CA8850POCT HUNTINGTON BEACH		2	1	33%	3
MOULTRIE CREEK NURSING AND REHAB			3	100%	3
BNR PHARMACY INC		3			3
HEALTHQUEST, INC		2	1	33%	3
Magnolia Health and Rehab Center			3	100%	3
MEDICAL CITY DALLAS HOSPITAL			3	100%	3
TIEHH BIOTERRORISM RESPONSE LAB			3	100%	3
WALGREENS #07502		3			3
CENTRAL DUPAGE HOSPITAL			3	100%	3
Hunterdon Medical Center Laboratory		3			3
GARCIA MORALES NELSON			3	100%	3
MINUTECLINIC DIAG OF IND, LLC #8645		3			3
CVS IN6757POCT COLUMBUS		3			3
CVS NJ2815POCT E BRUNSWICK		3			3
CVS NJ715POCT WAYNE		3			3
Lakeview Village		3			3
GAINESVILLE PEDIATRIC ASSOCIATES			3	100%	3
TRANSPLANT GENOMICS INC (EUROFINS)		3			3
CABELL HUNTINGTON HOSPITAL CLINICAL LAB			3	100%	3
OHIO HEALTH DOCTORS HOSPITAL			3	100%	3
HAVEN CUSTEAD CARE CENTER			3	100%	3
LINCOLN MEDICAL CENTER		3			3
LEXINGTON MEDICAL CENTER		1	2	67%	3
MINUTECLINIC, LLC #05814		3			3
TUFTS MEDICAL CENTER			3	100%	3
MEDEXPRESS URGENT CARE - NORTH LITTLE		2	1	33%	3
BAYCARE MEDICAL GROUP, INC		3			3
MICHIGAN HEALTH CLINIC LABORATORIES		2	1	33%	3
CVS PA5890POCT MONROEVILLE		2	1	33%	3
SUPREME LABORATORY			3	100%	3
MEDICAL SERVICES OF AMERICA HOME HEALTH		3			3
CVS IN3975POCT JEFFERSONVILLE		2	1	33%	3
RIVER CITY MEDICAL ASSOCIATES INC			3	100%	3

COVID-19: testing by laboratory

Data through Feb 23, 2021 verified as of Feb 24, 2021 at 09:25 AM

Data in this report are provisional and subject to change.

The numbers in the table below represent the number of Florida and non-Florida residents for whom test results were received by the Department of Health. A person can be tested by more than one laboratory and can have both positive and negative results. **Therefore, the sum of the numbers in each column will be larger than the total number of people tested.**

Reporting lab	Inconclusive	Negative	Positive	Percent positive	Total
MEDIC INFUSION PA		3			3
Broadview Multi-Care Center		3			3
PUBLIC HEALTH TRUST OF MIAMI DADE COUNTY			3	100%	3
ADVANCED HEART CARE OF SOUTH FLORIDA		3			3
CENTRAL JERSEY URGENT CARE OF BROWN MI		3			3
MEDEXPRESS URGENT CARE - WAXAHACHIE, N HIGHWAY 77		1	2	67%	3
MEDEXPRESS URGENT CARE - WHEELING		2	1	33%	3
NORTHCREST MEDICAL CENTER		1	2	67%	3
CVS PHARMACY INC DBA CVS/PHARMACY #10908		3			3
MEDEXPRESS URGENT CARE-CLOQUET		3			3
MEDEXPRESS URGENT CARE - WALDORF, CRAIN HWY		3			3
APEX CLINICAL LABORATORIES INC		3			3
CVS MN6811POCT PLYMOUTH		3			3
SOUTH LAKE FAMILY HEALTH CENTER			3	100%	3
WAL-MART STORES EAST LP		2	1	33%	3
NDX-CORE LAB			3	100%	3
SIGNATURE CARE PFLUGERVILLE			3	100%	3
MINUTECLINIC DIAG OF IND, LLC #6483		1	2	67%	3
Fort Gaines Health and Rehab		3			3
ALLIANCE LABS @LRMC			3	100%	3
SUN TERRACE HEALTH CARE CENTER			3	100%	3
BROOME COUNTY HEALTH DEPARTMENT		2	1	33%	3
SCHIFF CENTER FOR LIVER DISEASES		1	2	67%	3
MEDFIRST URGENT CARE			3	100%	3
KINGS BAY PEDIATRICS LLC			3	100%	3
WEST TN HEALTH MED NORTH		3			3
CVS NC7213POCT MATTHEWS		3			3
FLAGLER FAMILY MEDICINE PA			3	100%	3
PROGRESS PHARMACY INC			3	100%	3
SUMNER REGIONAL MEDICAL CENTER		2	1	33%	3
HENDRY/GLADES COUNTY HEALTH DEPARTMENT		3			3
PROPATH			3	100%	3
COASTAL LABORATORIES OF FLORIDA			3	100%	3
CROSSVILLE MEDICAL GROUP		1	2	67%	3
GREENTREE MEDICAL CENTER			3	100%	3
WYOMING DEPT OF HEALTH			3	100%	3
SARASOTA PERSONAL MEDICINE		2	1	33%	3
SOUTH MIAMI HOSPITAL			3	100%	3
TMH PHYSICIAN PARTNERS BLOUNTSTOWN			3	100%	3
Kroger 093 - The Little Clinic Stapleton		2	1	33%	3
OPTUM PRIMARY CARE - SILVER LAKES			3	100%	3
AUSTIN PUBLIC HEALTH			3	100%	3
Gulfport Rehabilitation Center			3	100%	3
ST LUCIE COUNTY HEALTH DEPARTMENT		2	1	33%	3
MINUTECLINIC LLC #5176			3	100%	3
MEDEXPRESS URGENT CARE - WEST ST PAUL, ROBERT ST S		3			3

COVID-19: testing by laboratory

Data through Feb 23, 2021 verified as of Feb 24, 2021 at 09:25 AM

Data in this report are provisional and subject to change.

The numbers in the table below represent the number of Florida and non-Florida residents for whom test results were received by the Department of Health. A person can be tested by more than one laboratory and can have both positive and negative results. **Therefore, the sum of the numbers in each column will be larger than the total number of people tested.**

Reporting lab	Inconclusive	Negative	Positive	Percent positive	Total
GROVES CENTER			3	100%	3
GILCHRIST COUNTY HEALTH DEPT			3	100%	3
Kennedy University Hospital -Wash Twp L		3			3
NEW YORK STATE DEPARTMENT OF HEALTH		1	2	67%	3
CENTRAL JERSEY URGENT CARE		3			3
MEDEXPRESS URGENT CARE-HERSHEY		2	1	33%	3
CTRS			3	100%	3
CVS GA2841POCT LAWRENCEVILLE		3			3
REGIONAL MEDICAL LAB			3	100%	3
AKRON GENERAL MEDICAL CENTER MAIN		3			3
CUMBERLAND HEIGHTS		3			3
GRADY MEMORIAL HOSPITAL/MICRO			3	100%	3
HOUSTON METHODIST HOSPITAL			3	100%	3
GREATER MOBILE URGENT CARE - SPRINGHILL			3	100%	3
STRINGFELLOW MEMORIAL HOSPITAL		3			3
ST. PETERSBURG PEDIATRICS- 38TH AVENUE			3	100%	3
COVANCE CLS			3	100%	3
STUYVESANT URGENT CARE		3			3
MINUTE CLINIC LLC #0169		3			3
DEPARTMENT OF HEALTH AND HUMAN SERVICES DIVISION OF BEHAVIORAL HEALTH		1	2	67%	3
MC DIAGNOSTIC OF CONNECTICUT, PC #114		3			3
Kroger 125 - The Little Clinic Castle Rock		2	1	33%	3
WINDER NURSING INC DBA WINDER HEALTH CARE		3			3
MEDEXPRESS URGENT CARE-ARLINGTON		2	1	33%	3
NASSAU COUNTY HEALTH DEPARTMENT		3			3
ORLANDO REGIONAL HEALTH SERVICES		1	2	67%	3
SPRING LAKE REHABILITATION CENTER			3	100%	3
QUALITY LABORATORY SERVICE		2	1	33%	3
HILLVIEW LABORATORY			3	100%	3
FELICIDAD MEDICAL CENTER INC			3	100%	3
MARYLAND STATE DEPT OF HEALTH	2		1	33%	3
SUNDALE NURSING HOME		3			3
Kroger 635 - The Little Clinic Dacula		3			3
IMMERSION RESIDENTIAL LLC			3	100%	3
Kroger 186 - The Little Clinic Holiday Manor		2	1	33%	3
EMORY BENNETT VETERANS NURSING HOME		3			3
MEDEXPRESS URGENT CARE-CHIPPEWA		2	1	33%	3
CUMBERLAND MEDICAL CENTER INC		3			3
LAHEY CLINIC MEDICAL CENTER			3	100%	3
CVS MINUTE CLINIC DIAGNOSTIC MED GRP		3			3
BAPTIST PRIMARY CARE FERNANDINA BEACH			3	100%	3
LEVY COUNTY DEPT. OF PUBLIC SAFETY		1	2	67%	3
CVS MINUTE CLINIC DIAGNOSTIC MED GRP OF CAL		3			3
LIFE CARE CENTER OF SKAGIT VALLEY		3			3
EMERALD COAST CENTER			3	100%	3
HARBOUR'S EDGE		2	1	33%	3

COVID-19: testing by laboratory

Data through Feb 23, 2021 verified as of Feb 24, 2021 at 09:25 AM

Data in this report are provisional and subject to change.

The numbers in the table below represent the number of Florida and non-Florida residents for whom test results were received by the Department of Health. A person can be tested by more than one laboratory and can have both positive and negative results. **Therefore, the sum of the numbers in each column will be larger than the total number of people tested.**

Reporting lab	Inconclusive	Negative	Positive	Percent positive	Total
Kroger 627 - The Little Clinic Castleberry		2	1	33%	3
MINUTE CLINIC LLC #6765		3			3
PLAINVIEW PRIMARY CARE		3			3
Bethany Health and Rehab		3			3
DEPARTMENT OF HEALTH AND ENVIRONMENTAL CONTROL			3	100%	3
MINUTECLINIC, LLC #09202		2	1	33%	3
CARE NOW, INC		1	2	67%	3
LAKE MARY PEDIATRICS			3	100%	3
MEDEXPRESS-HOUSTON EAST FWY		1	2	67%	3
MOBIL LAB FOR ALL INC		3			3
LOCH HAVEN PEDIATRICS			3	100%	3
WALGREENS #10972	1	2			3
CVS SC1540POCT MYRTLE BEACH		2	1	33%	3
ALABAMA DEPT PUBLIC HEALTH			3	100%	3
Kroger 959 - The Little Clinic Carmel		3			3
EXETER HOSPITAL		3			3
VILLAGES HEALTH, THE		3			3
LAKEVIEW HEALTHCARE SYSTEM LLC			3	100%	3
JUPITER INTERNAL MEDICINE AND ASSOCIATES			3	100%	3
MEDEXPRESS URGENT CARE-PASADENA		3			3
ESTERO FIRE RESCUE		3			3
HEARTLAND - CHARLESTON OF HANAHAN SC,		3			3
ALOHA HOME CARE LLC DBA ACCENTCARE HOME HEALTH OF		3			3
CROWNE HEALTH CARE OF FORT PAYNE		2	1	33%	3
PATHOLOGY REFERENCE LAB LLC			3	100%	3
FLORIDA GASTROENTEROLOGY ASSOCIATES PA		3			3
FLORIDA DEPARTMENT OF HEALTH IN MIAMI DADE COUNTY		2	1	33%	3
COVENANT PEDIATRICS		1	2	67%	3
RICHMOND CITY DEPARTMENT OF PUBLIC HEALTH			3	100%	3
CARENOW-LEBANON		1	2	67%	3
CVS NC3319POCT CHARLOTTE		2	1	33%	3
Greystone Health Care Center		3			3
ERIE COUNTY PUBLIC HEALTH CLINICAL		3			3
UNIVERSITY OF MICHIGAN		2	1	33%	3
ELITE PRIMARY CARE OF WAYCROSS			3	100%	3
NEMOURS CHILDRENS PRIMARY CARE MAITLAND			3	100%	3
CAMPAZZI CONCIERGE MEDICAL SERVICES		2	1	33%	3
YORK HOSPITAL - LABORATORY			3	100%	3
HIALEAH SHORES NURSING AND		2	1	33%	3
CORTLAND COUNTY HEALTH DEPARTMENT		3			3
CVS IL8747POCT CHICAGO		3			3
ADVENTHEALTH SEBRING- INFECTION CONTROL DEPARTMENT			3	100%	3
AZALEALAND NURSING HOME		3			3
WALGREENS NO 19542		3			3
FLORIDA MENTOR-POINT WEST CLUSTER		3			3
FLORIDA MEDICAL CLINIC -INTERNAL MED DADE CITY			3	100%	3

COVID-19: testing by laboratory

Data through Feb 23, 2021 verified as of Feb 24, 2021 at 09:25 AM

Data in this report are provisional and subject to change.

The numbers in the table below represent the number of Florida and non-Florida residents for whom test results were received by the Department of Health. A person can be tested by more than one laboratory and can have both positive and negative results. **Therefore, the sum of the numbers in each column will be larger than the total number of people tested.**

Reporting lab	Inconclusive	Negative	Positive	Percent positive	Total
AMI ST FRANCIS HOSPITAL LABORATORY		2	1	33%	3
LUVERNE HEALTH AND REHABILITATION		3			3
THE PATHOLOGY LABORATORY		1	2	67%	3
DELAWARE PUBLIC HEALTH LABORATORY		1	2	67%	3
CVS MO5655POCT LIBERTY			3	100%	3
CVS GA5637POCT VILLA RICA		3			3
CVS MA2297677CV BOSTON		3			3
WELLMED AT APOLLO BEACH BLVD		1	2	67%	3
Rosedale Green		3			3
PEDIATRICS AND ADOLESCENT MEDICINE		2	1	33%	3
MED EXPRESS URGENT CARE PC - MARYLAND		2	1	33%	3
CVS TX1104POCT ALLEN		3			3
BAYSIDE URGENT CARE CENTER INC			3	100%	3
BRENTWOOD SENIOR LIVING AT ST PETE			3	100%	3
IOWA DEPARTMENT OF PUBLIC HEALTH			3	100%	3
EAST TENNESSEE CHILDREN'S HOSPITAL		2	1	33%	3
24TH WEAPONS OF MASS DESTRUCTION - CIVIL SUPPORT		3			3
VANDERBILT UNIVERSITY MEDICAL CENTER		2	1	33%	3
HEPATOLOGY DIAGNOSTIC LAB			3	100%	3
CVS IN6605POCT INDIANAPOLIS		2	1	33%	3
MT CARMEL PHARMACY INC		3			3
LPG PEDIATRICS AT LEHIGH ACRES		2	1	33%	3
PATIENT FIRST - ALLENTOWN			3	100%	3
SOFTCELL L-FORM LABORATORIES, LLC			3	100%	3
HALIFAX HEALTH CARE FOR WOMEN		3			3
CVS GA3766POCT DACULA		1	2	67%	3
OPENTRONS PRL		2	1	33%	3
OURMED		2	1	33%	3
ACCESS HEALTH CARE		2	1	33%	3
VIRTUA MEMORIAL HOSPITAL BURLINGTON COUNTY		1	2	67%	3
ADVANCED PEDIATRICS			3	100%	3
MEDICAL UNIVERSITY SC HOSPITAL			3	100%	3
BAPTIST OUTPATIENT SERVICES			3	100%	3
PRISMA HEALTH MIDLANDS			3	100%	3
MEDEXPRESS URGENT CARE - LITTLE ROCK		2	1	33%	3
BROOKDALE SENIOR LIVING			3	100%	3
DACH MAIN LAB			3	100%	3
CVS TN7289POCT SIGNAL MOUNTAIN		3			3
MINUTECLINIC DIAGNOSTIC MED GRP OF ORA		2	1	33%	3
SUMMIT MEDICAL GROUP - WEST ORANGE		3			3
PARKWAY DRUGS OF ONEIDA COUNTY NORTH I		2	1	33%	3
Westside Terrace		3			3
LPG PRIMARY CARE AT MATTHEW DRIVE		3			3
CCRX OF NORTH CAROLINA, LLC		2	1	33%	3
FLORIDA HOSPITAL PHYSICIANS GROUP		1	2	67%	3
LEESBURG COMMUNITY HEALTH CENTERS			3	100%	3

COVID-19: testing by laboratory

Data through Feb 23, 2021 verified as of Feb 24, 2021 at 09:25 AM

Data in this report are provisional and subject to change.

The numbers in the table below represent the number of Florida and non-Florida residents for whom test results were received by the Department of Health. A person can be tested by more than one laboratory and can have both positive and negative results. **Therefore, the sum of the numbers in each column will be larger than the total number of people tested.**

Reporting lab	Inconclusive	Negative	Positive	Percent positive	Total
BLUE SPRINGS SURGERY CENTER		3			3
COOPER UNIVERSITY HOSPITAL LABORATORY		2	1	33%	3
DAVENPORT PEDIATRICS CLERMONT PA		1	2	67%	3
WINKLER COURT □		2	1	33%	3
MEDEXPRESS URGENT CARE, BELLE VERNON		3			3
GADSDEN COUNTY HEALTH DEPARTMENT			3	100%	3
CVS MD4371POCT OCEAN CITY		3			3
CVS IL8751POCT CHICAGO		3			3
CVS PA1379POCT LANSDALE		3			3
HOMELAND CENTER		3			3
CLARA MAASS TRANSITIONAL CARE UNIT		3			3
ALLIED PHYSICIANS GROUP PLLC		3			3
MEDEXPRESS URGENT CARE - WILKES BARRE		2	1	33%	3
ADVANCED URGENT CARE CENTER OF THE UPPER KEYS		1	2	67%	3
HCR ManorCare Greentree		3			3
SCRIPPS CLINIC MEDICAL			3	100%	3
MINUTE CLINIC DIAGNOSTIC OF VIRGINIA, LLC #1905		3			3
JOHNNIE RUTH CLARKE LAB			3	100%	3
ENCOMPASS HEALTH REHABILITATION OF ALTAMONTE			3	100%	3
NEWSTAR MEDICAL LABORATORIES		3			3
CARDIOTHORACIC SURGERY OF HYDE PARK			3	100%	3
CAREHERE LLC			3	100%	3
CVS IN5696POCT FORT WAYNE		3			3
BOLING, STEPHANIE		3			3
BETTERMED URGENT CARE			3	100%	3
Kroger 758 - The Little Clinic Providence		3			3
SUNSHINE STATE DIALYSIS			3	100%	3
INTERNAL MEDICINE AND WOUND CARE SPECIALIST LLC		3			3
COL CROSSROAD		1	2	67%	3
NORTH DAKOTA DEPT OF HEALTH MICROBIOLOGY		1	2	67%	3
HOPE HEALTH CARE, LLC		3			3
LEESBURG REGIONAL MEDICAL CENTER URGENT CARE			3	100%	3
FAMILY MEDICAL CLINIC HOMESTEAD, LLC			3	100%	3
HELIX MEDICAL CENTERS		1	2	67%	3
ANN STORCK CENTER INC		3			3
FRESENIUS MEDICAL CARE			3	100%	3
GONZALEZ MD AND ASWAD MD HEALTH SERVICES			3	100%	3
DOCTORS HOSPITAL RENAISSANCE			3	100%	3
ST. LUKE'S HOSPITAL - BETHLEHEM CAMPUS		1	2	67%	3
ST LUKES HOSPITAL LABORATORY		2	1	33%	3
NORTHERN LIGHT LABORATORY		1	2	67%	3
MEDEXPRESS URGENT CARE - RICHMOND, W BROAD ST		3			3
MONTEFIORE MEDICAL CENTER LABS MONTEFIORE		2	1	33%	3
ADVICE FOR OPTIMAL WELLNESS, INC			3	100%	3
PT&J REHAB - VILLAGE OF ROYAL PALM BEACH		3			3
COMMUNICABLE DISEASE CONTROL/PUBLIC HEALTH EMERGENCY PREPAREDNESS			3	100%	3

COVID-19: testing by laboratory

Data through Feb 23, 2021 verified as of Feb 24, 2021 at 09:25 AM

Data in this report are provisional and subject to change.

The numbers in the table below represent the number of Florida and non-Florida residents for whom test results were received by the Department of Health. A person can be tested by more than one laboratory and can have both positive and negative results. **Therefore, the sum of the numbers in each column will be larger than the total number of people tested.**

Reporting lab	Inconclusive	Negative	Positive	Percent positive	Total
VIRGINIA DEPARTMENT OF HEALTH DIVISION OF			3	100%	3
RAPID CITY RUGENT CARE			3	100%	3
Englewood Health and Rehab			3	100%	3
MPG JACKSONVILLE ATLANTIC BLVD		1	2	67%	3
ADVANCED MEDICAL RESEARCH CENTER LLC			3	100%	3
SHANDS AT LAKE SHORE LAB		1	2	67%	3
CVS NC7548POCT FUQUAY VARINA		2	1	33%	3
CVS GA2108POCT NORCROSS		1	2	67%	3
BRADENTON PHYSICIAN MEDICAL CENTER			3	100%	3
MD ANDERSON CANCER CENTER DI BAY AREA			3	100%	3
CORTLAND REGIONAL MEDICAL CENTER		3			3
Life Care Center of Citrus County		2	1	33%	3
SEMINOLE FAMILY HEALTH CENTER		3			3
MEDICAL CENTER OF THE ROCKIES			3	100%	3
CVS OH3393POCT AURORA		2	1	33%	3
MEDEXPRESS URGENT CARE NORWIN		3			3
FLORIDA LABORATORY ANALYSIS, LLC			3	100%	3
COMMUNITY MEDICAL CENTER			3	100%	3
MINUTECLINIC DIAGNOSTIC OF SC, LLC #4		3			3
CANOPY PEDIATRICS		3			3
NC STATE LABORATORY OF PUBLIC HEALTH		3			3
ESCO DRUG CO INC		3			3
FIRST CARE - MIDDLESBORO			3	100%	3
CVS RI1717POCT 1 CVS DR			3	100%	3
MINUTECLINIC DIAGNOSTIC MED GRP OF SAN		3			3
ABC PEDIATRICS OF PORT ST LUCIE		3			3
PREMIER CLINICAL RESEARCH INSTITUTE INC			3	100%	3
TRUE HEALTH - LAKE UNDERHILL		3			3
BROOKDALE LAKE MARY			3	100%	3
CVS OH6123POCT CINCINNATI		2	1	33%	3
SKIPPACK MEDICAL LAB			3	100%	3
FHPG_EXP CARE PALM HARBOR			3	100%	3
ACL LABORATORIES INDUSTRIAL TOXICOLOGY			3	100%	3
URGENT DOC - URGENT CARE CLINIC			3	100%	3
DOUGLASVILLE NURSING AND REHABILITATIO		3			3
QUATRACOR PLLC		3			3
COASTAL SKIN SURGERY AND DERMATOLOGY PL		3			3
UNITY HEALTH AND REHABILITATION CENTER			3	100%	3
MARTHA A PRICE MD PA		1	2	67%	3
MONTANA PUBLIC HEALTH LAB			3	100%	3
NEMOURS CHILDRENS PRIMARY CARE HORIZON WEST			3	100%	3
JOSEPH SCHENKER MD PC		3			3
CARENOW-ATASCOCITA			3	100%	3
CVS TN7144POCT BARTLETT		3			3
MUNSON MEDICAL CENTER			3	100%	3
NORTH SHORE HOSP. INFECTION CONTROL			3	100%	3

COVID-19: testing by laboratory

Data through Feb 23, 2021 verified as of Feb 24, 2021 at 09:25 AM

Data in this report are provisional and subject to change.

The numbers in the table below represent the number of Florida and non-Florida residents for whom test results were received by the Department of Health. A person can be tested by more than one laboratory and can have both positive and negative results. **Therefore, the sum of the numbers in each column will be larger than the total number of people tested.**

Reporting lab	Inconclusive	Negative	Positive	Percent positive	Total
PARRISH MEDICAL CENTER-WAIVED TESTING		3			3
STEAMBOAT EMERGENCY CENTER			3	100%	3
WINDSOR AT OCALA		2	1	33%	3
ADVENT HEALTH - CENTRAL PASCO ER			3	100%	3
SUPER HEALTH PHARMACY LLC		3			3
NYC PUBLIC HEALTH LABS			3	100%	3
UHEALTH JACKSON URGENT CARE - CUTLER BAY		1	2	67%	3
CVS TX10140POCT THE WOODLANDS		3			3
NORTH BROWARD HOSPITAL DISTRICT HEALTHCARE FOR THE HOMELESS			3	100%	3
MINUTECLINIC DIAG OF IND LLC #6840		3			3
ORCHID COVE DAYTONA			3	100%	3
LIVINGSTON COUNTY DEPT OF HEALTH REPRO			3	100%	3
TIFTON CARECONNECT URGENT CARE			3	100%	3
FAMILY TREE MEDICAL GROUP PA		2	1	33%	3
MINUTECLINIC DIAGNOSTIC OF WISCONSIN,		3			3
Bainbridge Health and Rehab		3			3
MERCY HOSPITAL			3	100%	3
VA OUTPATIENT CLINIC-NEW PORT RICHEY			3	100%	3
PINELLAS PARK HEALTH CENTER - PINELLAS CHD		1	2	67%	3
BRIGHAM AND WOMEN'S HOSPITAL			3	100%	3
SPARROW CENTRAL LAB			3	100%	3
MED FUSION			3	100%	3
LEE CONVENIENT CARE AT SUMMERLIN			3	100%	3
MEDFUSION		2	1	33%	3
BRANDON REGIONAL EMERGENCY CTR			3	100%	3
FLORIDA DEPARTMENT OF HEALTH SEMINOLE COUNTY		1	2	67%	3
Wynfield Park Health and Rehabilitation		3			3
JS HEALTHCARE		2	1	33%	3
CLINICAL CARE CENTER, INC			3	100%	3
HARBORCHASE OF STUART			3	100%	3
MURFREESBORO MEDICAL CLINIC		3			3
LITTLE SPURS PEDIATRIC URGENT CARE		1	2	67%	3
LOYOLA UNIVERSITY MEDICAL CENTER LABORATORY			3	100%	3
VELOCITY CARE			3	100%	3
2412 LEBANON PIKE		2	1	33%	3
MINUTECLINIC DIAGNOSTIC OF OHIO #6147		2	1	33%	3
CENTURY LINK SPORTS COMPLEX			3	100%	3
OPTUM OF RED ROAD		3			3
UF KANAPAHA LAB BEAKER		2			2
Manorcare Health Services West Reading North		2			2
ROPER HOSPITAL			2	100%	2
PruittHealth Lakehaven		2			2
METROHEALTH SYSTEM			2	100%	2
FLORIDA DEPARTMENT OF HEALTH PINELLAS COUNTY-			2	100%	2
SOUTHEAST GEORGIA HEALTH SYSTEM, INC D		2			2
CALIFORNIA DIVISION OF COMMUNICABLE DISEASE CONTROL			2	100%	2

COVID-19: testing by laboratory

Data through Feb 23, 2021 verified as of Feb 24, 2021 at 09:25 AM

Data in this report are provisional and subject to change.

The numbers in the table below represent the number of Florida and non-Florida residents for whom test results were received by the Department of Health. A person can be tested by more than one laboratory and can have both positive and negative results. **Therefore, the sum of the numbers in each column will be larger than the total number of people tested.**

Reporting lab	Inconclusive	Negative	Positive	Percent positive	Total
MINUTECLINIC DIAGNOSTIC OF OHIO #6139		2			2
DMC UNIVERSITY LABORATORIES		1	1	50%	2
CERTIVIA LABORATORIES			2	100%	2
WHOLE CHILD PEDIATRICS			2	100%	2
PUBLIC HEALTH LABORATORY	1		1	50%	2
HEALTH EXPRESS URGENT CARE			2	100%	2
CARE 365			2	100%	2
MINUTECLINIC DIAG OF IND, LLC #6553		2			2
CARE NOW DENTON			2	100%	2
GOLDSTEIN			2	100%	2
CVS NJ862POCT MARLBORO		2			2
NLC LABS			2	100%	2
NEW GEN LABS			2	100%	2
CROSSTOWN PHARMACY		2			2
MANATEE MEMORIAL HOSPITAL CLINICAL LABORATORY			2	100%	2
ORLANDO HEALTH PHYSICIAN GROUP			2	100%	2
Robert Cranfield			2	100%	2
WILSON MEMORIAL HOSPITAL			2	100%	2
NEW YORK PSYCHIATRIC INSTITUTE		2			2
NEMOURS CHILDREN'S URGENT CARE			2	100%	2
Bedford Care Center of Hattiesburg		2			2
PROVIDENCE LABORATORY SERVICES		2			2
OSF SAINT FRANCIS MEDICAL CENTER			2	100%	2
MARCO ISLAND HOSPITAL INC D/B/A		1	1	50%	2
CHI MEMORIAL PRIMARY CARE ASSOCIATES-A		2			2
MEDICAL CENTER LABORATORY			2	100%	2
CENTRAL ARKANSAS VETERANS HEALTHCARE SYSTEM - VETERANS AFFAIRS			2	100%	2
COBLESKILL REGIONAL HOSPITAL		2			2
SUMMIT URGENT CARE PS			2	100%	2
PALM BEACH DIABETES & ENDOCRINE SPECIALISTS PA			2	100%	2
MINUTECLINIC #2797		2			2
ADVENTHEALTH EAST ORLANDO EMPLOYEE CLINIC		2			2
WEST FLORIDA MEDICAL ASSOCIATES, PA			2	100%	2
TRICORE REFERENCE LABORATORY		1	1	50%	2
PEACE RIVER MEDICAL CENTER		2			2
PLASMA MED RESEARCH DBA		2			2
MINUTECLINIC MINUTECLINIC #4978		1	1	50%	2
FLORIDA MEDICAL CLINIC RADIOLOGY DALE MABRY		2			2
ACN PHYSICIANS GROUP CORP			2	100%	2
PHOEBE BERKS HEALTH CARE CENTER		2			2
LEGACY ER & URGENT CARE - FRISCO WEST			2	100%	2
PARKRIDGE MEDICAL CENTER			2	100%	2
ESCANDON DIAGNOSTIC CLINIC			2	100%	2
REELFOOT FAMILY WALK IN CLINIC - TIPT		2			2
VA Primary Care Clinic at Meharry		2			2
ARCPOINT LABS OF ALTAMONTE SPRINGS			2	100%	2

COVID-19: testing by laboratory

Data through Feb 23, 2021 verified as of Feb 24, 2021 at 09:25 AM

Data in this report are provisional and subject to change.

The numbers in the table below represent the number of Florida and non-Florida residents for whom test results were received by the Department of Health. A person can be tested by more than one laboratory and can have both positive and negative results. **Therefore, the sum of the numbers in each column will be larger than the total number of people tested.**

Reporting lab	Inconclusive	Negative	Positive	Percent positive	Total
DR. G'S URGENT CARE			2	100%	2
TEXAS REGIONAL ASTHMA & ALLERGY CENTER			2	100%	2
ACKERMAN CANCER CENTER		2			2
320 S TRANSIT ST		2			2
FLORIDA MEDICAL CLINIC CARDIOLOGY-ZH			2	100%	2
MEDEXPRESS URGENT CARE - MYLAN			2	100%	2
COMPLETE HEALTH MEDICAL CENTER			2	100%	2
BIOHEALTH MEDICAL LAB INC			2	100%	2
Kroger 686 - The Little Clinic Farragut		2			2
NEMOURS CHILDREN'S URGENT CARE LAKE NONA			2	100%	2
MCLAREN REGIONAL MEDICAL CENTER			2	100%	2
CVS MD1515POCT LEONARDTOWN		1	1	50%	2
MINUTECLINIC DIAG OF IND, LLC #5369		1	1	50%	2
VITAL CARE CLINIC, LLC			2	100%	2
BAPTIST HOSPITAL NURSING/PATIENT CARE			2	100%	2
COMMUNITY HEALTH CENTERS OF PINELLAS, INC			2	100%	2
THE CLUB AT BOYNTON BEACH, LLC			2	100%	2
SYLVAN NURSING			2	100%	2
PEDIATRICS IN NORTH FLORIDA PA			2	100%	2
SAFE PMC		2			2
IN & OUT URGENT CARE METAIRIE			2	100%	2
MAYO CLINIC GROUP PRACTICE LABORATORY			2	100%	2
ASANTE ROGUE REGIONAL MEDICAL CENTER L		2			2
Beth Sholom Home of Eastern Virginia		1	1	50%	2
MEDEXPRESS URGENT CARE - SPRINGDALE, S 40TH STREET		2			2
ALL PEDIATRIC CARE PA			2	100%	2
Lakeside Oaks Care Center			2	100%	2
PALMS OF FT MYERS,THE			2	100%	2
PANCARE HEALTH - FRANKLIN CO			2	100%	2
MEDEXPRESS URGENT CARE-SALINA, S 9TH ST		2			2
MOUNT SINAI AVENTURA DIAGNOSTIC CENTER			2	100%	2
LEHIGH MEDICAL AND RESEARCH CENTER, INC			2	100%	2
SUMMERFIELD RETIREMENT LIVING, INC			2	100%	2
PRIMACARE MEDICAL LAKEWOOD			2	100%	2
WHITESANDS OUTPATIENT TREATMENT		2			2
FASTCARE LLC			2	100%	2
CHAPPEL GROUP RESEARCH, THE		2			2
RAINY LAKE MEDICAL CENTER			2	100%	2
MINUTECLINIC, LLC #4507		2			2
PREMIER PEDIATRICS			2	100%	2
CVS AZ10150POCT PHOENIX		2			2
University Plaza Rehabilitation and Nursing			2	100%	2
EXPEDIAN URGENT CARE			2	100%	2
HANOVER ENDOSCOPY CENTER		2			2
APPLECARE VALDOSTA			2	100%	2
ADVENTIST HINSDALE HOSPITAL LABORATORY			2	100%	2

COVID-19: testing by laboratory

Data through Feb 23, 2021 verified as of Feb 24, 2021 at 09:25 AM

Data in this report are provisional and subject to change.

The numbers in the table below represent the number of Florida and non-Florida residents for whom test results were received by the Department of Health. A person can be tested by more than one laboratory and can have both positive and negative results. **Therefore, the sum of the numbers in each column will be larger than the total number of people tested.**

Reporting lab	Inconclusive	Negative	Positive	Percent positive	Total
PREMIER MEDICAL LABORATORY			2	100%	2
MEDEXPRESS URGENT CARE - SPRINGFIELD, COOLEY ST		2			2
SOUTHCARE PHARMACY INC			2	100%	2
Avanti Wellness and Rehab			2	100%	2
CVS MA447POCT NORTHAMPTON		2			2
STEWART ST ELIZABETH MEDICAL CENTER			2	100%	2
HEARTLAND HOME HEALTH CARE		2			2
TRUSTBRIDGE			2	100%	2
CONEMAUGH MEMORIAL MEDICAL CENTER		2			2
MINUTECLINIC DIAGNOSTIC PA #7110		2			2
AMEDISYS HOME HEALTH OF GREENVILLE			2	100%	2
Kroger 522 - The Little Clinic Gahanna		1	1	50%	2
CARTER BLOOD CARE			2	100%	2
BEAUFORT MEMORIAL			2	100%	2
NEW YORK CITY CENTRAL COVID			2	100%	2
SMITH NORTHVIEW HOSPITAL LAB			2	100%	2
FLORIDA MEDICAL CENTER OF CLEARWATER		2			2
CVS KS676POCT LAWRENCE		2			2
NORTHWELL HEALTH			2	100%	2
HEALTH AND WELLNESS URGENT CARE LLC			2	100%	2
MEDEXPRESS URGENT CARE - EAST BRUNSWICK		2			2
HUMILITY OF MARY HEALTH PARTNERS			2	100%	2
MINUTECLINIC DIAG OF IND, LLC #6908		2			2
ATHENA CARE RESOURCES LLC		2			2
LEE MEMORIAL HEALTH SYSTEM D/B/A			2	100%	2
PEACEHEALTH CENTRAL		2			2
New Jersey Aim At Smg		2			2
MARQUESA MEDICAL		2			2
MINUTECLINIC DIAGNOSTIC OF TEXAS, LLC #7435		2			2
CAREWELL JW - WORCESTER LNC			2	100%	2
CITRUS HEALTH NETWORK INC			2	100%	2
MEDEXPRESS URGENT CARE - JEANNETTE		2			2
GIGI WOOD DAVIS DO-FAMILY MEDICINE		2			2
Good Samaritan Society-Blackduck		1	1	50%	2
Parkridge Specialty Care		2			2
MID-FLORIDA PATHOLOGY LLC - MOBILE UNIT # 3			2	100%	2
WARE EXPRESS CARE			2	100%	2
MEDEXPRESS URGENT CARE-MT PLEASANT		1	1	50%	2
AFTER HOURS PEDS			2	100%	2
FLORIDA DEPARTMENT OF HEALTH IN LEE COUNTY		1	1	50%	2
BAYCARE LABORATORIES			2	100%	2
SARASOTA IMMEDIATE CARE			2	100%	2
CITY OF NEW YORK DEPARTMENT OF HEALTH			2	100%	2
SANIBEL MEDICAL CLINIC			2	100%	2
MEDEXPRESS - WILMINGTON KIRKWOOD HIGHWAY		2			2
CVS IL1170POCT JOLIET		2			2

COVID-19: testing by laboratory

Data through Feb 23, 2021 verified as of Feb 24, 2021 at 09:25 AM

Data in this report are provisional and subject to change.

The numbers in the table below represent the number of Florida and non-Florida residents for whom test results were received by the Department of Health. A person can be tested by more than one laboratory and can have both positive and negative results. **Therefore, the sum of the numbers in each column will be larger than the total number of people tested.**

Reporting lab	Inconclusive	Negative	Positive	Percent positive	Total
HEALTH FIRST MEDICAL GROUP			2	100%	2
CHRISTUS SPOHN HOSPITAL			2	100%	2
87TH MEDICAL GROUP - MCGUIRE AMBULATORY CARE FACILITY		2			2
CVS CA9721POCT ARCADIA		2			2
CQUENTIA NGS, LLC			2	100%	2
AdventHealth Care Center Orlando North			2	100%	2
PALM MEDICAL CENTER - PLANT CITY		2			2
MAINE CENTER FOR DISEASE CONTROL AND PREVENTION			2	100%	2
ADVOCATE SHERMAN HOSPITAL			2	100%	2
BIRMINGHAM INTERNAL MEDICINE ASSOCIATE		1	1	50%	2
PINARD HOME HEALTH SERVICES INC			2	100%	2
Kroger 647 - The Little Clinic Newnan Crossings		1	1	50%	2
GINKGO-IXLAYER		2			2
NEMOURS CHILDRENS PRIMARY CARE			2	100%	2
STARR CITY OF ROMA COMMUNITY CENTER			2	100%	2
MINUTECLINIC DIAGNOSTIC OF VIRGINIA, LLC #1416		2			2
UNIVERSITY HOSPITAL OF BROOKLYN		2			2
Walgreens #10207		2			2
CVS TX7603POCT SAGINAW		2			2
MEDLOGIC, LLC		2			2
APALACHEE CENTER INC		2			2
THOMASVILLE REGIONAL MEDICAL CENTER		2			2
THE RIM URGENT CARE			2	100%	2
MEMORIAL HOSPITAL OF CARBONDALE			2	100%	2
U OF MIAMI MILLER SCHOOL OF MEDICINE			2	100%	2
EXPRESS CARE OF THE SHOALS		1	1	50%	2
STARR COUNTY MEMORIAL HOSPITAL			2	100%	2
JOHNSON CITY MEDICAL CENTER		1	1	50%	2
Buena Vista Care Center		2			2
UT AUSTIN UNIVERSITY HEALTH SERVICES			2	100%	2
PTC LABORATORIES			2	100%	2
MEDEXPRESS URGENT CARE - CEDAR KNOLLS		2			2
GEISINGER MEDICAL CENTER		2			2
CVS MI8049POCT WATERFORD		2			2
NORTHEAST PEDIATRICS			2	100%	2
MONICE DR.			2	100%	2
CVS SC7334POCT LEXINGTON		2			2
ST. JOSEPH REGIONAL MEDICAL CENTER			2	100%	2
HAWAII DEPARTMENT OF HEALTH			2	100%	2
CVS OH6149POCT UPPER ARLINGTON		1	1	50%	2
NIBHA MEDIRATTA MD PL			2	100%	2
SOUTHSIDE FAMILY MEDICAL		2			2
CVS OH5457POCT POWELL		2			2
DELRAY BEACH HEALTH DEPT LAB			2	100%	2
RHODE ISLAND DEPARTMENT OF HEALTH LABORATORIES			2	100%	2
EDGEWATER RETIREMENT MANOR			2	100%	2

COVID-19: testing by laboratory

Data through Feb 23, 2021 verified as of Feb 24, 2021 at 09:25 AM

Data in this report are provisional and subject to change.

The numbers in the table below represent the number of Florida and non-Florida residents for whom test results were received by the Department of Health. A person can be tested by more than one laboratory and can have both positive and negative results. **Therefore, the sum of the numbers in each column will be larger than the total number of people tested.**

Reporting lab	Inconclusive	Negative	Positive	Percent positive	Total
CVS NM8918POCT ALBUQUERQUE		2			2
STANFORD HEALTH CARE ANATOMIC PATHOLOGY & CLINICAL LAB			2	100%	2
Kroger 127 - The Little Clinic Lakewood-Alameda		2			2
Alden Terrace of McHenry			2	100%	2
STATCARE URGENT AND WALK-IN			2	100%	2
FLORIDA DEPARTMENT OF HEALTH IN ESCAMBIA COUNTY		1	1	50%	2
EASTLAKE MEDICAL CENTER		2			2
CENTRAL FLORIDA FAMILY HEALTH CENTER		2			2
MEDEXPRESS URGENT CARE - ANDERSON		2			2
OCALA REGIONAL KIDNEY CENTER-WEST			2	100%	2
BERNHARDT LABORATORIES INC			2	100%	2
Kroger 853 - The Little Clinic East Broad Street		2			2
METHODIST MANSFIELD MEDICAL CENTER			2	100%	2
POPLAR HEALTHCARE			2	100%	2
ST. MARY'S MEDICAL CENTER EVANSVILLE, INC			2	100%	2
INA		1	1	50%	2
MINUTECLINIC DIAGNOSTIC OF OHIO #6192		2			2
JMC TALLAHASSEE, LLC			2	100%	2
MINUTECLINIC DIAGNOSTIC OF PA LLC		2			2
MOBILE COUNTY HEALTH DEPARTMENT		1	1	50%	2
GERM BUSTERS 911 LLC			2	100%	2
WEST COAST PEDIATRICS			2	100%	2
EXPRESS CARE WALK-IN CLINIC			2	100%	2
SPRINGS MEDICAL LAB		1	1	50%	2
LILY PHARMACY		2			2
Great Lakes Health Center			2	100%	2
WE CARE HOME HEALTH SOLUTIONS LLC			2	100%	2
DEKALB MEDICAL CENTER LABORATORY			2	100%	2
Kroger 096 - The Little Clinic Orchard and Holly		2			2
JORDAN VALLEY MEDICAL CENTER			2	100%	2
HOME ACCESS HEALTH			2	100%	2
CVS IL8753POCT CHICAGO		2			2
NORTHSIDE FAMILY MEDICINE AND URGENT CARE (HOLLY SPRINGS)		2			2
MISSION HOSPITAL REGIONAL MEDICAL CENTER			2	100%	2
POINTE AT NEW PORT PLACE,THE		2			2
LOWELL GENERAL HOSPITAL			2	100%	2
CVS NV2928POCT LAS VEGAS		2			2
STATE OF FLORIDA			2	100%	2
RAPID MEDLAB (004MO)		2			2
MARTIN MEDICAL CENTER INC		1	1	50%	2
CVS IN6559POCT AVON		2			2
US LABS		2			2
FLORIDA DEPARTMENT OF HEALTH IN ALACHUA COUNTY -			2	100%	2
NORTH COUNTRY FAMILY HEALTH CENTER INC		2			2
MEMORIAL HERMANN HOSPITAL			2	100%	2
NASSAU UNIVERSITY MEDICAL CENTER DEPT		1	1	50%	2

COVID-19: testing by laboratory

Data through Feb 23, 2021 verified as of Feb 24, 2021 at 09:25 AM

Data in this report are provisional and subject to change.

The numbers in the table below represent the number of Florida and non-Florida residents for whom test results were received by the Department of Health. A person can be tested by more than one laboratory and can have both positive and negative results. **Therefore, the sum of the numbers in each column will be larger than the total number of people tested.**

Reporting lab	Inconclusive	Negative	Positive	Percent positive	Total
COOPER CLINIC			2	100%	2
GULF COAST REGIONAL MEDICAL CARE		2			2
AYASS BIOSCIENCE LLC			2	100%	2
OSF ST JOSEPH MEDICAL CENTER			2	100%	2
MAGNOLIA ADULT, LLC			2	100%	2
MINUTECLINIC DIAGNOSTIC OF VIRGINIA, LLC		2			2
NORTHSIDE FAMILY MEDICINE AND URGENT CARE (EAST COBB)		2			2
SANFORD REGIONAL HOSPITAL WORTHINGTON		2			2
CVS MD1881POCT DUNKIRK		2			2
CROSSROADS URGENT CARE DBA URGENT TEA		2			2
BOONES CREEK URGENT CARE		1	1	50%	2
RIGHT AT HOME			2	100%	2
BLACK STALLION WALK IN AND EXERCISE CLINICS LLC		1	1	50%	2
FLORIDA COMMUNITY HEALTH CENTERS, INC.			2	100%	2
KAILOS GENETICS INC			2	100%	2
STAGES OF LIFE MEDICAL INSTITUTE			2	100%	2
BOSTON MEDICAL CENTER			2	100%	2
JACKSON LABORATORY OF GENOMIC MEDICINE		2			2
VALLEY MEDICAL LABORATORY			2	100%	2
INTERMOUNTAIN MEDICAL CENTER			2	100%	2
MEDEXPRESS URGENT CARE - LEDGEWOOD		2			2
BIONIC TECHNOLOGIES CORPORATION			2	100%	2
THE FOUNTAIN AT BOCA CIEGA BAY		2			2
CHNJ		2			2
SIGNAL DIAGNOSTICS DBA FLOWHEALTH LABS			2	100%	2
MINUTECLINIC, LLC #05891		1	1	50%	2
DOWN HOME MEDICAL			2	100%	2
SPECTRUM HEALTH			2	100%	2
CARENOW LENEXA			2	100%	2
ADVENTHEALTH IMAGING PARTIN SETTLEMENT			2	100%	2
NIAGARA APOTHECARY INC		2			2
BOND COMMUNITY HEALTH CENTER			2	100%	2
PALMETTO FAMILY HEALTH CENTER			2	100%	2
MAIN STREET MEDICAL CENTERS		2			2
LIFETIME FAMILY URGENT CARE			2	100%	2
DIVERSE MEDICAL CARE LLC			2	100%	2
CHESTERFIELD HEALTHCARE GROUP, INC		2			2
Providence of Sparta Health and Rehabilitation		2			2
CVS PA2582POCT SPRINGFIELD		2			2
SPRINGHILL SENIOR RESIDENCE		2			2
CVS MO10151POCT SPRINGFIELD		1	1	50%	2
Kroger 571 - The Little Clinic Hendersonville		1	1	50%	2
FHCP ASC - ORANGE CITY			2	100%	2
HOUSTON HEALTH DEPARTMENT - BUREAU OF LABORATORY SERVICES			2	100%	2
FLORIDA DEPARTMENT OF HEALTH (FDOH)			2	100%	2
MINUTE-CLINIC DIAGNOSTIC OF VIRGINIA, LLC		2			2

COVID-19: testing by laboratory

Data through Feb 23, 2021 verified as of Feb 24, 2021 at 09:25 AM

Data in this report are provisional and subject to change.

The numbers in the table below represent the number of Florida and non-Florida residents for whom test results were received by the Department of Health. A person can be tested by more than one laboratory and can have both positive and negative results. **Therefore, the sum of the numbers in each column will be larger than the total number of people tested.**

Reporting lab	Inconclusive	Negative	Positive	Percent positive	Total
OELWEIN HEALTH CARE CENTER		2			2
CVS NH6596POCT HAMPTON		2			2
NEWTON MEMORIAL HOSPITAL		2			2
SENDER RETREAT ADULT DAY CARE CENTERS			2	100%	2
BOSTON PUBLIC HEALTH COMMISSION			2	100%	2
TMH PHYSICIAN PARTNERS MONTICELLO		1	1	50%	2
MEDEXPRESS URGENT CARE, HERMITAGE		1	1	50%	2
SOUTHERN BREEZE HEALTHCARE		1	1	50%	2
SCIENTIFIC LABORATORY COMPANY		2			2
Chatham Nursing and Rehab Center		2			2
LEGACY ER AND URGENT CARE			2	100%	2
HARRINGTON PARK HEALTH AND REHAB		2			2
UNIVERSITY OF ILLINOIS HOSPITAL			2	100%	2
RELIANCE MEDICAL CENTER			2	100%	2
HOLY FAMILY MEDICAL CENTER		1	1	50%	2
Workmens Circle Multicare Center		2			2
KEY WEST HMA PHYSICIAN MANAGEMENT, LLC			2	100%	2
Cortland Acres Association		2			2
Kroger 020 - The Little Clinic Wheat Ridge		2			2
CVS IN6572POCT INDIANAPOLIS		2			2
Walgreens #12427		1	1	50%	2
BLACKWATER RIVER			2	100%	2
FEDERAL CORRECTIONAL INSTITUTION MARIANNA			2	100%	2
AZALEA HEALTH AND REHABILITATION		2			2
MELBOURNE URGENT CARE			2	100%	2
TENNESSEE VALLEY HCS			2	100%	2
TRUE HEALTH INC			2	100%	2
SANTA ROSA COUNTY HEALTH DEPARTMENT			2	100%	2
SHELL POINT HOME HEALTH			2	100%	2
WALKONCLINIC			2	100%	2
CHILDREN'S MEDICAL CENTER-EAST ORLANDO			2	100%	2
VA CBOC			2	100%	2
ADVANCED MEDICAL OF FLORIDA			2	100%	2
ASCENSION ST VINCENT'S RIVERSIDE			2	100%	2
KIVA AT MOUNT DORA			2	100%	2
SYNEOS HEALTH			2	100%	2
ADVENTHEALTH MEDICAL GROUP INTERNAL MEDICINE AT			2	100%	2
F W HUSTON MEDICAL CENTER SENIOR LIVIN		2			2
CARE ATC SUN HYDRAULICS TALLAVAST			2	100%	2
JEFFERSON WASHINGTON TOWNSHIP HOSPITAL		2			2
Walgreens #5984		2			2
CVS CA9606POCT TEMECULA		2			2
MINUTE CLINIC DIAGNOSTIC OF VIRGINIA, LLC #7543		2			2
HOME CARE PHARMACY OF PALM COAST INC		2			2
441 URGENT CARE-MULBERRY			2	100%	2
CVS TX2263POCT SAN ANTONIO		2			2

COVID-19: testing by laboratory

Data through Feb 23, 2021 verified as of Feb 24, 2021 at 09:25 AM

Data in this report are provisional and subject to change.

The numbers in the table below represent the number of Florida and non-Florida residents for whom test results were received by the Department of Health. A person can be tested by more than one laboratory and can have both positive and negative results. **Therefore, the sum of the numbers in each column will be larger than the total number of people tested.**

Reporting lab	Inconclusive	Negative	Positive	Percent positive	Total
DOCTORS MEDICAL CTR OF WALTON COUNTY			2	100%	2
BROOKDALE ALTAMONTE SPRINGS			2	100%	2
MINUTECLINIC DIAGNOSTICS OF IND LLC		1	1	50%	2
CONCENTRA - PLANT CITY		2			2
ENT AND ALLERGY ASSOCIATES OF FLORIDA, LLC			2	100%	2
RENFREW CENTERS INC		2			2
Huntington Health Care and Rehabilitation Center		2			2
MEDEXPRESS URGENT CARE - SOUTH CHARLESTON		2			2
MEDEXPRESS URGENT CARE- COLUMBIA HEIGH		2			2
SWEDISH COVENANT HOSPITAL			2	100%	2
CVS NJ837POCT MARLTON		2			2
SOUTH BEND MEDICAL FOUNDATION			2	100%	2
AFC PHYSICIANS OF FLORIDA, PA			2	100%	2
TRINITAS REGIONAL MEDICAL CENTER		1	1	50%	2
MEDEXPRESS URGENT CARE - WEXFORD		2			2
FLORIDA MEDICAL CENTER			2	100%	2
ADVANCED MEDICAL CARE			2	100%	2
MEMORIAL HOSPITAL OF SOUTH BEND			2	100%	2
Georgiana Health and Rehabilitation, LLC		2			2
HARBORCHASE OF GAINESVILLE			2	100%	2
GREEN POINT RX INC DBA ALTRU CHEMISTS		2			2
WALGREENS #13605		2			2
CVS OH2518POCT COLUMBUS		1	1	50%	2
MEDEXPRESS URGENT CARE - LINCOLN VILLA		2			2
DNA DIAGNOSTICS CENTER		2			2
SOUTHEASTERN INSTITUTE OF RESTORATIVE MEDICINE		1	1	50%	2
MADISON HOSPITAL LABORATORY			2	100%	2
OAKBRIDGE TERRACE AT SAE			2	100%	2
INTERNAL MEDICINE ASSOCIATES-DUNELLON			2	100%	2
RCA LABORATORY SERVICES LLC			2	100%	2
CVS IL3163POCT OAK PARK		2			2
PARKLAND HEALTH & HOSPITAL			2	100%	2
Holiday Retirement Home			2	100%	2
CIGNA GATEWAY			2	100%	2
Stillwater Healthcare		2			2
UVA HEALTH SYSTEM MEDICAL LABORATORIES			2	100%	2
SOUTHEAST GEORGIA HEALTH SYSTEM			2	100%	2
ALVERNO CLINICAL LABORATORIES			2	100%	2
RIVERVIEW MEDICAL CLINIC		2			2
GALEN BAYLOR EXTENSION		2			2
LONGWOOD FAMILY MEDICINE			2	100%	2
EMERALD TRACE		2			2
GASTROENTEROLOGY ASSOCIATES			2	100%	2
CONWAY MEDICAL CENTER			2	100%	2
HERNANDO CHILDREN'S			2	100%	2
ADVENTHEALTH MEDICAL GROUP PEDIATRICS AT APOPKA		2			2

COVID-19: testing by laboratory

Data through Feb 23, 2021 verified as of Feb 24, 2021 at 09:25 AM

Data in this report are provisional and subject to change.

The numbers in the table below represent the number of Florida and non-Florida residents for whom test results were received by the Department of Health. A person can be tested by more than one laboratory and can have both positive and negative results. **Therefore, the sum of the numbers in each column will be larger than the total number of people tested.**

Reporting lab	Inconclusive	Negative	Positive	Percent positive	Total
ASPIRUS RIVERVIEW HOSPITAL & CLINICS INC		1	1	50%	2
VOLUNTEERS OF AMERICA OF FLORIDA			2	100%	2
INSPIRE HEALTHCARE CENTER			2	100%	2
UNITED MEMORIAL MEDICAL CENTER			2	100%	2
MOBILE HEALTH LABS LLC			2	100%	2
NORTH MCALLEN PEDIATRIC CENTER			2	100%	2
MEDSTAR HARBOR HOSPITAL			2	100%	2
AUSTIN REGIONAL CLINIC MICROBIOLOGY LAB			2	100%	2
FIRST PREVENTION AND DIALYSIS CENTER LLC			2	100%	2
TEXAS HEALTH CARE			2	100%	2
MEASE COUNTRYSIDE HOSPITAL CARDIAC REH			2	100%	2
BROOKSVILLE DIALYSIS			2	100%	2
SIGNATURE CARE LEWISVILLE-EMERGENCY CENTER		1	1	50%	2
FAMILY CARE SPECIALISTS OF ORLANDO			2	100%	2
DURAND SENIOR CARE & REHAB CENTER		2			2
FLORIDA PRIMARY CARE CENTER PA		2			2
SUNBRIDGE CARE & REHAB FOR DECATUR		2			2
ENVOY OF FORK UNION, LLC DBA ENVOY AT THE VILLAGE		2			2
MINUTECLINIC DIAGNOSTIC OF NORTH CARO		2			2
ADVENT HEALTH CENTRAL TEXAS		1	1	50%	2
NATIONWIDE LABORATORY SERVICES		1	1	50%	2
Kroger 739 - The Little Clinic La Grange Road		2			2
NEMOURS CHILDREN'S PRIMARY CARE OF VERO BEACH			2	100%	2
MINUTECLINIC DIAGNOSTIC MEDICAL		2			2
MINUTECLINIC #1773		2			2
FALCON HEALTH CENTER			2	100%	2
SIMMONS			2	100%	2
MATHER HOSPITAL			2	100%	2
RAPID RESULT CORP LLC		1	1	50%	2
SCDHEC BUREAU OF LABORATORIES			2	100%	2
MAYO CLINIC COUMADIN CLINIC LABORATORY		1	1	50%	2
JOHN D. ARCHBOLD MEM. HOSPITAL			2	100%	2
SWEETWATER NURSING CENTER		2			2
MC DIAGNOSTIC OF CONNECTICUT, PC #252		1	1	50%	2
CORNERSTONE MEDICAL CARE OF BRANDON		2			2
MEMORIAL HERMANN CONSOLIDATED LABORATORY SERVICES			2	100%	2
ST. ELIZABETH HEALTHCARE			2	100%	2
Luther Acres Manor		2			2
ROCKWALL URGENT CARE			2	100%	2
DEER'S HEAD CENTER		2			2
VALUE DRUGS BRONXVILLE INC		2			2
STARMED FAMILY & URGENT CARE			2	100%	2
TWELVE OAKS RECOVERY CENTER			2	100%	2
BAYMEADOWS PRIMARY CARE		2			2
PROSPECT URGENT CARE			2	100%	2
JRS LABORATORY			2	100%	2

COVID-19: testing by laboratory

Data through Feb 23, 2021 verified as of Feb 24, 2021 at 09:25 AM

Data in this report are provisional and subject to change.

The numbers in the table below represent the number of Florida and non-Florida residents for whom test results were received by the Department of Health. A person can be tested by more than one laboratory and can have both positive and negative results. **Therefore, the sum of the numbers in each column will be larger than the total number of people tested.**

Reporting lab	Inconclusive	Negative	Positive	Percent positive	Total
STOP URGENT CARE			2	100%	2
MEDAILLE COLLEGE WELLNESS CENTER		2			2
SACRED HEART HOSPITAL ON THE EMERALD			2	100%	2
COVANCE			2	100%	2
MANSFIELD MEDICAL LODGE			2	100%	2
EAST NAPLES PEDIATRICS			2	100%	2
MALABAR FAMILY PRACTICE		1	1	50%	2
CONCENTRA - ORLANDO SOUTH II		2			2
MEASE MANOR MEMORY CARE		2			2
Alden Des Plaines			2	100%	2
SOUTH TAMPA AFTER HOURS CLINIC			2	100%	2
CVS PA10034POCT PITTSBURGH		2			2
FLORIDA KEYS PED & ADOLES CTR			2	100%	2
UNIVERSITY OF MIAMI SCCC RESEARCH LABORATORY			2	100%	2
TULANE MEDICAL CENTER			2	100%	2
BFT LAB			2	100%	2
EXPRESSCARE URGENT CARE CENTER			2	100%	2
CLEARWATER PAIN MANAGEMENT ASSOCIATES			2	100%	2
OCALA REGIONAL KIDNEY CENTER EAST			2	100%	2
GRACE HEALTHCARE OF LAKE WALES		1	1	50%	2
NOVA SOUTHEASTERN UNIVERSITY - STUDENT MEDICAL CTR			2	100%	2
CVS IN6713POCT BLOOMINGTON		2			2
INTERNAL MEDICINE & PEDIATRICS WELLNESS CENTER			2	100%	2
FL DEPT OF HEALTH MARION COUNTY MOBILE HEALTH UNIT			2	100%	2
UNIVERSITY OF TEXAS AT EL PASO, THE			2	100%	2
MINUTECLINIC, DIAGNOSTIC OF TEXAS, LLC		2			2
University Center East			2	100%	2
DELAWARE DIAGNOSTICS LABS			2	100%	2
MIDDLE TENN MENTAL HEALTH INSTITUTE		2			2
Kroger 441 - The Little Clinic Middletown		2			2
NAVAL BRANCH MEDICAL CLINIC			2	100%	2
PALOS COMMUNITY HOSPITAL LABORATORY			2	100%	2
UT PATH			2	100%	2
BAYCARE OUTREACH LAB WH SOUTH			2	100%	2
MINUTECLINIC DIAGNOSTIC OF KANSAS PA		2			2
CDK LIBERTY ENTERPRISES, LLC		2			2
ACM MEDICAL LABORATORY ALLIANCE			2	100%	2
Good Samaritan Society Waukon		2			2
DRR JMC URGENT CARE DONALD ROSS			2	100%	2
LAB CORP OF AMER SAN DIEGO			2	100%	2
ST JOHN'S RIVERSIDE HOSPITAL		2			2
CHARLOTTE COUNTY HEALTH DEPARTMENT			2	100%	2
MINUTECLINIC DIAGNOSTIC, PA #10252		2			2
DAYTON CHILDRENS HOSPITAL LAB			2	100%	2
PRECISION DIAGNOSTIC INC		2			2
MEDEXPRESS URGENT CARE-WILKINS TOWNSHIP, WILLIAM PENN HIGHWAY		2			2

COVID-19: testing by laboratory

Data through Feb 23, 2021 verified as of Feb 24, 2021 at 09:25 AM

Data in this report are provisional and subject to change.

The numbers in the table below represent the number of Florida and non-Florida residents for whom test results were received by the Department of Health. A person can be tested by more than one laboratory and can have both positive and negative results. **Therefore, the sum of the numbers in each column will be larger than the total number of people tested.**

Reporting lab	Inconclusive	Negative	Positive	Percent positive	Total
MAGNOLIA MANOR OF COLUMBUS		2			2
TMH EC NORTHEAST LABORATORY			2	100%	2
ORLANDO LUTHERAN TOWERS		1	1	50%	2
NORTON IMMEDIATE CARE CENTER - PRESTON			2	100%	2
CVS IL4778POCT EVANSTON		2			2
MIAMI DADE MEDICAL RESEARCH INSTITUTE			2	100%	2
A+ URGENT/PRIMARY CARE			2	100%	2
DEPT OF HEALTH			2	100%	2
CLINICA HISPANIA			2	100%	2
ADVENTHEALTH IMAGING LAKE NONA			2	100%	2
CLEAR LAKE REGIONAL MEDICAL CENTER			2	100%	2
BAYLOR COLLEGE OF MEDICINE			2	100%	2
VELOCITY URGENT CARE			2	100%	2
NEW BRIDGE MEDICAL CENTER		2			2
AMERICAN MEDICAL LABORATORIES			2	100%	2
MINUTECLINIC, LLC (CLINIC 10928)		2			2
HAMILTON CHD		2			2
CVS OH4301POCT NORTHFIELD		2			2
CROSSROADS			2	100%	2
UWMC MONTLAKE DEPT OF LAB MED			2	100%	2
AFFORDABLE PRIMARY CARE LLC		2			2
QUEST DIAGNOSTICS INCORPORATED			2	100%	2
MEDEXPRESS URGENT CARE - BROOKHAVEN		2			2
OAKMONT WEST- GREENVILLE SC		2			2
DOCTOR 4 U CLINIC			2	100%	2
GULF COAST MEDICAL CENTER RESPIRATORY CARE			2	100%	2
MAWD PATHOLOGY GROUP			2	100%	2
SOUTHERN SURGICAL ARTS		2			2
LIFELINK OF FLORIDA		1	1	50%	2
CLEVELAND CLINIC FLORIDA LABORATORY			2	100%	2
POMONA VALLEY COMMUNITY HOSPITAL			2	100%	2
Manor Care-Kingston Court of York PA, LLC		2			2
CVS PA2688POCT COLLEGEVILLE		2			2
AMICUS MEDICAL CENTER LLC			2	100%	2
ELMHURST MEMORIAL HOSPITAL			2	100%	2
CPL LABS			2	100%	2
VANAYER HEALTHCARE AND REHAB CENTER		2			2
MINUTECLINIC DIAGNOSTIC PA #3344		2			2
MID AMERICA CLINICAL LABS			2	100%	2
BAYCARE OUTREACH LAB			2	100%	2
KANSAS CITY VA MEDICAL CENTER			2	100%	2
ST JOSEPH'S HOSPITAL INC			2	100%	2
NATIONAL JEWISH HEALTH			2	100%	2
DASCENA LAB			2	100%	2
Kroger 448 - The Little Clinic Mason		2			2
CVS SC2269POCT COLUMBIA		2			2

COVID-19: testing by laboratory

Data through Feb 23, 2021 verified as of Feb 24, 2021 at 09:25 AM

Data in this report are provisional and subject to change.

The numbers in the table below represent the number of Florida and non-Florida residents for whom test results were received by the Department of Health. A person can be tested by more than one laboratory and can have both positive and negative results. **Therefore, the sum of the numbers in each column will be larger than the total number of people tested.**

Reporting lab	Inconclusive	Negative	Positive	Percent positive	Total
VILLA HEALTH NH LLC			2	100%	2
COOK HOSPITAL AND CARE CENTER		1	1	50%	2
Macon Valley Nursing and Rehabilitation Center		2			2
Gracemore Nursing and Rehab		2			2
AGILE URGENT CARE			2	100%	2
ARLINGTON DIALYSIS CENTER LLC		2			2
MIDLAND MEMORIAL HOSPITAL			2	100%	2
Delaware Court Healthcare Center		2			2
GOLISANO PEDIATRICS PORT CHARLOTTE HARBOR		2			2
MEDEXPRESS URGENT CARE - FORT SMITH		2			2
St. Josephs Hospital			2	100%	2
Kroger 619 - The Little Clinic Hendersonville Indian Lake		2			2
FLAGLER PROFESSIONAL HEALTH CAE SERVICES INC		2			2
FRESENIUS KIDNEY CARE			2	100%	2
FKC AMELIA ISLAND DIALYSIS			2	100%	2
CITRUS PARK			2	100%	2
MINUTE CLINIC DIAGNOSTIC OF VIRGINIA, LLC #6292		2			2
TGH Brandon Healthplex Laboratory			2	100%	2
APC PEDIATRICS			2	100%	2
Birchaven		2			2
Greystone Nursing and Rehab, LLC			2	100%	2
NORTH DAKOTA VETERANS HOME		2			2
BAPTIST HOSPITAL OF MIAMI MCI BROWARD LABORATORY			2	100%	2
PANCARE HEALTH - SNEADS ELEMENTARY			2	100%	2
NYUMC CLINICAL LABORATORIES			2	100%	2
RDX BIOSCIENCE INC			2	100%	2
SARASOTA MEMORIAL MEDICAL URGENT CARE CENTER			2	100%	2
CITY OF TALLAHASSEE		2			2
CVS PA7132POCT THORNDALE		2			2
NAVAL MEDICAL CENTER			2	100%	2
LAKEVIEW HEALTH CARE SYSTEM LLC			2	100%	2
Kroger 426 - The Little Clinic Suwanee		2			2
ADVANTA ANALYTICAL LABORATORIES			2	100%	2
John Knox Manor Inc II		1	1	50%	2
Kroger 130 - The Little Clinic Colorado Springs		2			2
SPRING HILL REGIONAL HOSPITAL			2	100%	2
COASTAL DETOX		2			2
CVS PA258POCT MCKEES ROCKS		2			2
MEDEXPRESS URGENT CARE, LANCASTER WEST		1	1	50%	2
CVS NC2771POCT CLAYTON		1	1	50%	2
VETERANS AFFAIRS MEDICAL CENTER - GREATER LOS ANGELES			2	100%	2
MD NOW URGENT CARE MEDICAL CENTERS INC			2	100%	2
DELRAY BEACH HEALTH CENTER			2	100%	2
INTEGRITY CLINICAL RESEARCH CENTER INC		1	1	50%	2
MEMORIAL SLOAN KETTERING CANCER CENTER		1	1	50%	2
STUDENT HEALTH SERVICES			2	100%	2

COVID-19: testing by laboratory

Data through Feb 23, 2021 verified as of Feb 24, 2021 at 09:25 AM

Data in this report are provisional and subject to change.

The numbers in the table below represent the number of Florida and non-Florida residents for whom test results were received by the Department of Health. A person can be tested by more than one laboratory and can have both positive and negative results. **Therefore, the sum of the numbers in each column will be larger than the total number of people tested.**

Reporting lab	Inconclusive	Negative	Positive	Percent positive	Total
DESERT HOSPITAL/CPHU CLINICAL LABORATORY			2	100%	2
UNIVERSITY HEALTH SERVICES RIVER CAMPUS		2			2
MEMORIAL HEALTH SYSTEM		1	1	50%	2
CVS CT288POCT BRISTOL		2			2
WALGREENS #05477		2			2
WEAKLEY COUNTY REHAB AND NURSING CENTER		2			2
WELL HEALTH LABS			2	100%	2
PALM CITY NURSING AND REHAB CENTER			2	100%	2
INTEGRATED REGIONAL LABS			2	100%	2
EXCEPTIONAL EMERGENCY CENTER - AMARILLO			2	100%	2
MEDEXPRESS URGENT CARE - LINCOLN N 26T		2			2
CVS MO5724POCT KANSAS CITY		2			2
CVS TX5877POCT PEARLAND		2			2
COMMUNITY HEALTH CENTERS INC			2	100%	2
AUGUSTA HEALTH SKILLED CARE			2	100%	2
BAYSHORE MEDICAL CENTER			2	100%	2
RAPID URGENT CARE - ALBANY			2	100%	2
UW HOSPITAL AND CLINICS		1	1	50%	2
GOLDMAN SACHS HEALTH CENTER		2			2
CLEVELAND CLINIC IMAGING			2	100%	2
INTEAM HEALTH, INC.			2	100%	2
BAPTIST HEALTHCARE - LAKEVIEW CENTER INC		2			2
CVS PA1657POCT YORK		1	1	50%	2
UNIVERSITY OF MARYLAND MEDICAL CENTER			2	100%	2
Robert Wood Johnson University Hospital		1	1	50%	2
MAJESTIC GUARDIANS			2	100%	2
MEDICAL ASSOCIATES OF BREVARD DR S VYAS			2	100%	2
CVS MO4850POCT SPRINGFIELD		2			2
LEE MEMORIAL HOSPITAL BLOOD GAS LAB			2	100%	2
TAMPA INTERNATIONAL AIRPORT			2	100%	2
LIFESPRING COMMUNITY HEALTH		2			2
STUART SURGERY CENTER, LLC			2	100%	2
Iowa Veterans Home		2			2
CSS- TWELVE OAKS			2	100%	2
CENTRAL FLORIDA PRIMARY CARE			2	100%	2
CVS IL7017POCT BLOOMINGTON		2			2
TALLAHASSEE MEMORIAL HEALTHCARE FAMILY MED RESIDENCY			2	100%	2
MIDWAY PRIMARY CARE LLC		2			2
ROCKEFELLER UNIVERSITY CLINICAL GENOMICS LABORATOR		2			2
Elba Nursing and Rehabilitation Center, LLC		2			2
NYU WINTHROP LABORATORY		2			2
MEDEXPRESS URGENT CARE - MARTINSVILLE		2			2
BD MEDICAL SYSTEMS			2	100%	2
BAY CORRECTIONAL AND REHABILITATION FACILITY			2	100%	2
MONROE URGENT CARE		2			2
ManorCare Rehab Center of Marietta		2			2

COVID-19: testing by laboratory

Data through Feb 23, 2021 verified as of Feb 24, 2021 at 09:25 AM

Data in this report are provisional and subject to change.

The numbers in the table below represent the number of Florida and non-Florida residents for whom test results were received by the Department of Health. A person can be tested by more than one laboratory and can have both positive and negative results. **Therefore, the sum of the numbers in each column will be larger than the total number of people tested.**

Reporting lab	Inconclusive	Negative	Positive	Percent positive	Total
Medilodge of Montrose		2			2
BERGEN COUNTY SURGICAL AND ENDOSCOPY CENTER		2			2
FLORIDA CLINICAL LABORATORY INC			2	100%	2
PATIENT FIRST MEDICAL CENTER-CARYTOWN			2	100%	2
MEDEXPRESS URGENT CARE - OMAHA N 72 ST		2			2
ST LUKES HOSPITAL			2	100%	2
IN AND OUT URGENT CARE			2	100%	2
MEDEXPRESS URGENT CARE-SELINGSGROVE		2			2
PM PEDIATRICS OF BAYSIDE PLLC - HOPEWELL JUNCTION		2			2
YOUTH AND YOU, INC		2			2
REGIONAL MEDICAL CENTER BAYONET POINT			2	100%	2
WOMENS CARE FLORIDA LLC-LABORATORY		2			2
LABCORP OF AMERICA HOLDINGS		1	1	50%	2
BROOKDALE PALM BEACH GARDENS			2	100%	2
Iron County Medical Care Facility		2			2
MINUTECLINIC, LLC, DBA MINUTECLINIC #4		2			2
MINUTECLINIC 7196		2			2
CVS SC2497POCT LEXINGTON		2			2
SPECIALTY LABORATORIES			2	100%	2
CRUC CMCH-COVID-19		2			2
FLORIDA MEDICAL CLINIC, LLC			2	100%	2
ROBERTS WESLEYAN COLLEGE HEALTH CENTE		2			2
UNIVERISTY OF MEMPHIS ATHLETIC TRAINI		2			2
RICHICHI FAMILY HEALTH			2	100%	2
MEDEXPRESS URGENT CARE - BRIDGEVILLE		2			2
SPECTRA LABS		1	1	50%	2
NORTH MANATEE HEALTH CARE CENTER			2	100%	2
NAPHCARE INC		2			2
CVS NC3803POCT MOORESVILLE		2			2
JUST BELIEVE RECOVERY CENTER			2	100%	2
LEGACY LABORATORY SERVICES			2	100%	2
GILCHRIST COUNTY FIRE DEPARTMENT			2	100%	2
BENEVA LAKES ASSISTED LIVING CENTER			2	100%	2
Lake Charles Healthcare LLC dba Landmark Lake Charles			2	100%	2
CVS PA5241POCT CHALFONT		2			2
Walgreens #9278		2			2
WASHINGTON STATE DEPARTMENT OF HEALTH PUBLIC HEALTH LABORATORIES			2	100%	2
BRITO MEDICAL CENTER			2	100%	2
ASHLEY PEDIATRICS			2	100%	2
ORLANDO FAMILY PHYSICIANS INC			2	100%	2
GENETIC ASSAYS INC			2	100%	2
MEDEXPRESS URGENT CARE- ALLISON PARK		1	1	50%	2
DOCTOR'S IN-HOUSE LAB/COMMUNITY HEALTH CENTERS OF PINELLAS - JOHNNIE R			2	100%	2
WISCONSIN STATE LABORATORY OF HYGIENE		1	1	50%	2
POMERENE HOSPITAL			2	100%	2
The Grand Rehabilitation & Nursing Utica		2			2

COVID-19: testing by laboratory

Data through Feb 23, 2021 verified as of Feb 24, 2021 at 09:25 AM

Data in this report are provisional and subject to change.

The numbers in the table below represent the number of Florida and non-Florida residents for whom test results were received by the Department of Health. A person can be tested by more than one laboratory and can have both positive and negative results. **Therefore, the sum of the numbers in each column will be larger than the total number of people tested.**

Reporting lab	Inconclusive	Negative	Positive	Percent positive	Total
DUKE HEALTH REGIONAL HOSPITAL			2	100%	2
HAMILTON COUNTY HEALTH DEPARTMENT		2			2
MEDEXPRESS URGENT CARE - ROSS TOWNSHIP		2			2
MIDDLEBURG PEDIATRICS			2	100%	2
Church Creek SNF			2	100%	2
WURLAND NURSING AND REHABILITATION, L		2			2
TENNESSEE DEPARTMENT OF HEALTH (TDH) - REGIONAL LABORATORY			2	100%	2
UMHC HOLLYWOOD LABORATORY			2	100%	2
BROOKS -TLC HOSPITAL SYSTEM			2	100%	2
CVS KY4779POCT LOUISVILLE		2			2
JACKSONVILLE VA OPC			2	100%	2
DALLAS BAPTIST UNIVERSITY - HEALTH SERVICES			2	100%	2
ILLINOIS DEPT OF PUBLIC HEALTH LABS			2	100%	2
CVS SC7567POCT BOILING SPRINGS		1	1	50%	2
THE WINDSOR ORTEGA		2			2
BRANDYWYNE HEALTH CARE CENTER			2	100%	2
BRENTWOOD AT FORE RANCH			2	100%	2
CITY OF WEST PALM BEACH EMPLOYEE & FAMILY HEALTH		2			2
UNIVERSITY COMMUNITY HEALTH SERVICES		1	1	50%	2
ONE MEDICAL GROUP		1	1	50%	2
CVS MO8555POCT KANSAS CITY		2			2
GULF COAST IMMEDIATE CARE CENTER		1	1	50%	2
First Care Living Center/Essentia Health			2	100%	2
MERCY HEALTH LAB		1	1	50%	2
Kroger 596 - The Little Clinic Brentwood		2			2
PINELLAS CHD - CLEARWATER		1	1	50%	2
Kings County Hospital Center			2	100%	2
PICHARDO CLINIC, THE			2	100%	2
CVS HEALTH, #1994		1	1	50%	2
MEDICAL CENTER OF CENTRAL GEORGIA			2	100%	2
WILLAMETTE VALLEY TOXICOLOGY LLC		2			2
BAYSTATE MEDICAL CENTER		1	1	50%	2
Garden Isle Healthcare and Rehabilitation Center		2			2
LIFT HEALTH		2			2
MEDEXPRESS URGENT CARE FOX CHAPEL		2			2
WESTMINSTER SUNCOAST			2	100%	2
MINUTE CLINIC DIAGNOSTIC OF KANSAS PA		2			2
NEMOURS CHILDREN'S PRIMARY CARE THE VILLAGES		2			2
THE EDGEWATER AND WATERMAN VILLAGE			2	100%	2
VA OUTPATIENT PHARMACY			2	100%	2
MINUTECLINIC DIAG OF IND LLC #1138		1	1	50%	2
LAWRENCE GENERAL HOSPITAL			2	100%	2
ATLAS GENOMICS			2	100%	2
BLUEWATER TOXICOLOGY			2	100%	2
CHEROKEE COUNTY HEALTH AND REHAB CENTER		2			2
Kroger 687 - The Little Clinic Sugar Hill		1	1	50%	2

COVID-19: testing by laboratory

Data through Feb 23, 2021 verified as of Feb 24, 2021 at 09:25 AM

Data in this report are provisional and subject to change.

The numbers in the table below represent the number of Florida and non-Florida residents for whom test results were received by the Department of Health. A person can be tested by more than one laboratory and can have both positive and negative results. **Therefore, the sum of the numbers in each column will be larger than the total number of people tested.**

Reporting lab	Inconclusive	Negative	Positive	Percent positive	Total
HEALTH & REHAB CTR AT DOLPHINS VIEW, THE			2	100%	2
HOLY TRINITY PHARMACY LLC		2			2
PREVENTIVE HEALTH PARTNERS I L S C		2			2
UC CORAL GABLES			2	100%	2
NEBRASKA MEDICAL CENTER			2	100%	2
CLINICAL CARE ASSOCIATES			2	100%	2
SUNCOAST BLOOD BANK			2	100%	2
KETAMINE HEALTH CENTERS AT BONITA SPRINGS, LLC		2			2
Van Wert Manor		2			2
PM PEDIATRICS OF SELDEN, PLLC		2			2
CVS AZ9290POCT PHOENIX		2			2
DALLAS MEDICAL CENTER			2	100%	2
USCG ABBOTT BINAXNOW		1	1	50%	2
CVS PA1193POCT JENKINTOWN		2			2
Kroger 328 - The Little Clinic Henderson Road		2			2
BMC/JACSONVILLE		1	1	50%	2
CVS M08556POCT KANSAS CITY		2			2
CVS SC4286POCT EASLEY		2			2
PM PEDIATRICS OF BAYSIDE, PLLC - MANHASSET		2			2
BAYLOR SCOTT & WHITE COMPREHENSIVE WOUND			2	100%	2
POINT OF CARE PRIVATE HEALTH MANAGEMENT			2	100%	2
MARCO ISLAND MEDICAL CENTER			2	100%	2
SOUTHERN TENNESSEE MEDICAL CENTER			2	100%	2
Hackensack Univ Medical Center At Pasc		1	1	50%	2
CREATIVE HEALTH CENTER			2	100%	2
ONTARIO COUNTY PUBLIC HEALTH		2			2
LEXINGTON PLACE			2	100%	2
CVS PA7611POCT ALLISON PARK		2			2
WALGREENS #3811			2	100%	2
Warren Center for Rehabilitation and Nursing		2			2
BIOMAT USA			2	100%	2
MID - FLORIDA PATHOLOGY LLC		1	1	50%	2
UTMB PATHOLOGY CLINICAL SERVICES LABORATORY			2	100%	2
MASSACHUSETTS DEPARTMENT OF HEALTH			2	100%	2
Cedar Valley Nursing & Rehab Center		2			2
DALLAS VA MEDICAL CENTER - VA NORTH TEXAS HEALTH CARE SYSTEM			2	100%	2
RIVERSIDE METHODIST HOSPITAL LAB			2	100%	2
JBSA-SAM HOUSTON			2	100%	2
ANDERSON COUNTY HOSPITAL			2	100%	2
ACCESS MEDICAL GROUP OF FLORIDA CITY			2	100%	2
PALM BAY COMMUNITY OUTPATIENT CLINIC		2			2
LINIL VISITING NURSES, INC		2			2
TRINITY DIALYSIS			2	100%	2
PHYSICIANS LABORATORY SERVICES			2	100%	2
RRMC CREEKSIDE LAB		2			2
SUNSHINE PHARMACY		2			2

COVID-19: testing by laboratory

Data through Feb 23, 2021 verified as of Feb 24, 2021 at 09:25 AM

Data in this report are provisional and subject to change.

The numbers in the table below represent the number of Florida and non-Florida residents for whom test results were received by the Department of Health. A person can be tested by more than one laboratory and can have both positive and negative results. **Therefore, the sum of the numbers in each column will be larger than the total number of people tested.**

Reporting lab	Inconclusive	Negative	Positive	Percent positive	Total
EASTSIDE SPORTS COMPLEX			2	100%	2
Kroger 412 - The Little Clinic Oxford		2			2
COASTAL MEDICAL LAB			2	100%	2
Piney Grove Nursing and Rehabilitation Center		2			2
MILFORD REGIONAL HOSPITAL			2	100%	2
ST JOSEPH'S HOSPITAL NORTH LABORATORY			2	100%	2
FIRST CHOICE MEDICAL PC			2	100%	2
STARLING AT SAN JOSE			2	100%	2
MEMORIAL HERMANN			2	100%	2
CARESPOT URGENT CARE		1	1	50%	2
Kroger 745 - The Little Clinic Somerset		2			2
NEIGHBORCARE PHARMACY SERVICES		2			2
MORRISTOWN MEMORIAL HOSPITAL		2			2
PHYSICIANS MEDICAL CENTER		2			2
ACCESS LABORATORIES LLC			2	100%	2
Heartland Healthcare Center Boca Raton			2	100%	2
TREASURE COAST URGENT & FAMILY CARE			2	100%	2
LPG PRIMARY CARE AT PINE ISLAND		2			2
SOUTH DAKOTA DEPARTMENT OF HEALTH		2			2
MANASOTA PEDIATRICS			2	100%	2
DOCTORS CARE OF PALM COAST			2	100%	2
HARMONIOUS HOME HEALTH, LLC		2			2
HCR MANOR CARE SERVICES OF FLORIDA III INC		2			2
WISE HEALTH SYSTEM		1	1	50%	2
ACCESS CARE MEDICAL GROUP LLC		2			2
PHYSICIANS CARE INC		1	1	50%	2
URGENT CARE AND SURGERY CENTER			2	100%	2
CATHOLIC HEALTH LABORATORY SERVICES		2			2
CEDARS-SINAI MEDICAL CENTER			2	100%	2
MINUTECLINIC, LLC #07852		2			2
VALLEY BAPTIST MEDICAL CENTER: BROWNSVILLE			2	100%	2
MID-FLORIDA HEMATOLOGY AND ONCOLOGY CENTERS		2			2
MIDWAY SPECIALTY CARE RX LLC			2	100%	2
ADVANCE FAMILY PRACTICE LLC□			2	100%	2
OUR LADY OF THE LAKE REGIONAL MEDICAL CENTER			2	100%	2
SHORE MEDICAL CENTER		2			2
CVS OH6185POCT PICKERINGTON		2			2
BELLIN HOSPITAL			2	100%	2
PEDIATRIC HEALTH CARE		1	1	50%	2
H/L of West Ashley Rehabilitation and Nursing Center		2			2
FLORIDA SCHOOL FOR THE DEAF & BLIND			2	100%	2
CVS M08581POCT BLUE SPRINGS		1	1	50%	2
Sevierville Health and Rehabilitation		2			2
OLEAN GENERAL HOSPITAL		2			2
MEMORIAL HEALTH UNIVERSITY MEDICAL CENTER			2	100%	2
AIRPORT CLINIC			2	100%	2

COVID-19: testing by laboratory

Data through Feb 23, 2021 verified as of Feb 24, 2021 at 09:25 AM

Data in this report are provisional and subject to change.

The numbers in the table below represent the number of Florida and non-Florida residents for whom test results were received by the Department of Health. A person can be tested by more than one laboratory and can have both positive and negative results. **Therefore, the sum of the numbers in each column will be larger than the total number of people tested.**

Reporting lab	Inconclusive	Negative	Positive	Percent positive	Total
OPP HEALTH AND REHABILITATION		2			2
Timber Ridge Health Care Center			2	100%	2
NYU LANGONE HUNTINGTON MEDICAL GROUP		2			2
MERCY CONVENIENT CARE			2	100%	2
GENESIS FAMILY PRACTICE			2	100%	2
ASCENSION ST MICHAEL'S HOSPITAL LAB		1	1	50%	2
Tidelands Health Rehabilitation Hospital			2	100%	2
REGIONS HOSPITAL LABORATORY			2	100%	2
FAMILY FIRST PEDIATRICS			2	100%	2
HEALTH PARTNERS REGIONAL HOSPITAL			2	100%	2
CVS RI326POCT NORTH SMITHFIELD		2			2
MD NOW URGENT CARE CENTER INC.			2	100%	2
LACORP		1	1	50%	2
UK HEALTHCARE			2	100%	2
WEST DADE PEDIATRICS			2	100%	2
Jackson Health Care Facility			2	100%	2
CVS MA1006POCT BROCKTON		2			2
LABRADOR PRIMARY CARE CENTER			2	100%	2
VIRGINIA DEPT OF HEALTH OFFICE OF EPIDEMIOLOGY			2	100%	2
MEDEXPRESS URGENT CARE-BLOOMFIELD AVEN		2			2
SERENADES BY SONATA		1	1	50%	2
SPRINGFIELD HOSPITAL LABORATORY			2	100%	2
ORMOND BEACH URGENT CARE			2	100%	2
GOUVERNEUR HOSPITAL LABORATORY		2			2
WARD MEMORIAL HOSPITAL		2			2
PRECISION CLINICAL RESEARCH			2	100%	2
LAKE BALDWIN			2	100%	2
SUNNYSIDE MANOR		2			2
VAULT HEALTH			2	100%	2
UNIVERSITY OF MISSOURI HEALTH CARE			2	100%	2
WELLMED AT FORT PIERCE		1	1	50%	2
HPH HOME CARE		1	1	50%	2
BUFFALO CROSSINGS HEALTHCARE AND REHABILITATION CENTER			2	100%	2
JULIE STAATS DO		2			2
PENSACOLA MEDICAL CLINIC LLC			2	100%	2
MINUTECLINIC DIAGNOSTIC OF NEVADA-9586		1	1	50%	2
Sears Coastal Nursing and Rehab		2			2
BAPTIST HEALTH LEXINGTON			2	100%	2
ASSOCIATES IN UROGYNECOLOGY MD LLC		2			2
RIVER CITY MEDICAL ASSOCIATES, INC			2	100%	2
ALL4KIDZ PEDIATRICS LLC		2			2
INSPIRIT SENIOR LIVING			2	100%	2
Hartwell Health and Rehabilitation		2			2
THE HOSPITAL OF PROVIDENCE EMERGENCY ROOM			2	100%	2
SUNCREST OMNI		2			2
INTERCOASTAL FAMILY PRATICE			2	100%	2

COVID-19: testing by laboratory

Data through Feb 23, 2021 verified as of Feb 24, 2021 at 09:25 AM

Data in this report are provisional and subject to change.

The numbers in the table below represent the number of Florida and non-Florida residents for whom test results were received by the Department of Health. A person can be tested by more than one laboratory and can have both positive and negative results. **Therefore, the sum of the numbers in each column will be larger than the total number of people tested.**

Reporting lab	Inconclusive	Negative	Positive	Percent positive	Total
SMA BEHAVIORAL HEALTH SERVICES INC		1			1
Wexner Heritage House			1	100%	1
MEMORIAL HOSPITAL - BELLEVILLE			1	100%	1
Arch Plaza Nursing and Rehabilitation Center			1	100%	1
ATHENS LIMESTONE HOSPITAL		1			1
PROMUS DIAGNOSTICS, LLC			1	100%	1
SURGERY CENTER, THE			1	100%	1
THE LITTLE CLINIC, LLC			1	100%	1
CAROLINAS HEALTHCARE SYSTEM LAB			1	100%	1
KENT		1			1
CVS NV8784POCT LAS VEGAS		1			1
Hawthorne House		1			1
TREASURE COAST INFECTIOUS DISEASE CONSULTANTS			1	100%	1
HEALTHCARE AND REHAB OF SANFORD			1	100%	1
WESTON COUNTY HEALTH SERVICES			1	100%	1
COMMUNITY MEDICAL CENTER-ORANGE CITY		1			1
JOSHUA E CHESIR MD		1			1
STEWART MEDICAL GROUP INC			1	100%	1
HALEYVILLE HEALTH CARE CENTER		1			1
SUNCOAST PRIMARY CARE LLC			1	100%	1
SOUTHWEST ORLANDO FAMILY MEDICINE, PL			1	100%	1
CVS AZ7263POCT PHOENIX		1			1
SUNCOAST FAMILY MEDICAL ASSOCIATES			1	100%	1
BAPTIST HOSPITAL INTERNAL MEDICINE GULF BREEZE			1	100%	1
ST ANTHONY'S PINELLAS CARE CLINIC			1	100%	1
PUBLIX PHARMACY # 1236			1	100%	1
MEDEXPRESS URGENT CARE - WAYNESBURG		1			1
TITUS REGIONAL MEDICAL CENTER			1	100%	1
Kroger 683 - The Little Clinic Foothills Plaza		1			1
MERRILL GARDENS AT CHAMPIONSGATE			1	100%	1
ER NEAR ME HULEN		1			1
TCPA CLINICAL LABORATORIES			1	100%	1
SOUTHEASTERN HEALTH FACILITES, INC		1			1
JUP Serology SubSection			1	100%	1
CANDLER HOSPITAL			1	100%	1
LYSTER MAIN LAB, FT RUCKER		1			1
INDIAN RIDGE		1			1
TEVAPHARM			1	100%	1
RED BUG LAKE ROAD OVIEDO COVID			1	100%	1
CVS HEALTH, #5962		1			1
CORNERSTONE OF RECOVERY INC		1			1
HARDIN HEALTH INC		1			1
Kroger 670 - The Little Clinic Powell		1			1
Pontotoc Health and Rehab		1			1
WVU MEDICINE AT SUNCREST TOWNE CENTRE			1	100%	1
SUMMIT COUNTY PUBLIC HEALTH DEPARTMENT			1	100%	1

COVID-19: testing by laboratory

Data through Feb 23, 2021 verified as of Feb 24, 2021 at 09:25 AM

Data in this report are provisional and subject to change.

The numbers in the table below represent the number of Florida and non-Florida residents for whom test results were received by the Department of Health. A person can be tested by more than one laboratory and can have both positive and negative results. **Therefore, the sum of the numbers in each column will be larger than the total number of people tested.**

Reporting lab	Inconclusive	Negative	Positive	Percent positive	Total
CHOTA COMMUNITY HEALTH SERVICES		1			1
JOHNSON & JOHNSON VISION CARE-VISTAKON			1	100%	1
ORCHID TERRACE		1			1
CLEVELAND CLINIC OHIO LABORATORIES			1	100%	1
MEDEXPRESS URGENT CARE - HADLEY		1			1
CENTRAL FLORIDA ADULT MEDICINE		1			1
PINELLAS POINT NURSING AND REHAB CENTER			1	100%	1
Kroger 390 - The Little Clinic North College Hill		1			1
NEVADA RURAL HOUSING AUTHORITY			1	100%	1
CVS MA969POCT PALMER		1			1
FLORIDA CLINICAL RESEARCH CENTER, LLC			1	100%	1
Smg/North Jersey Hematology & Oncology		1			1
ANDERSON FAMILY MEDICINE			1	100%	1
LIFELINK TRANSPLANT INSTITUTE LAB			1	100%	1
CYPRESS VILLAGE REHAB CENTER		1			1
METROPOLITAN			1	100%	1
FLORIDA ADVANCED MEDICAL AND DERM AESTHETICS LLC			1	100%	1
JAX FAMILY CARE		1			1
VISTA LAKE ASSISTED LIVING			1	100%	1
DIRECT PRIMARY CARE OF BURLESON			1	100%	1
LPG COCONUT POINT - FAMILY/ INTERNAL MEDICINE		1			1
Terrace Glen Village		1			1
Robinson Terrace Rehabilitation and Nursing Center		1			1
REEVES COUNTY HOSPITAL DISTRICT			1	100%	1
GENESIS HOME HEALTH CARE SERVICES OF			1	100%	1
CARESOUTH HHA HOLDINGS OF THE TREASURE COAST LLC			1	100%	1
DAVITA DIALYSIS-NORTH			1	100%	1
DR PHILLIPS CENTER FOR WELLNESS		1			1
ENCOMPASS HEALTH HOME HEALTH		1			1
URGENT CARE CENTER OF PORT ORANGE LLC			1	100%	1
BAYCARE OUTREACH LAB AT NEW TAMPA			1	100%	1
TRIHEALTH			1	100%	1
NICKLAUS CHILDREN'S DORAL OUTPATIENT CENTER			1	100%	1
HEALTHFORCE PARTNERS INC			1	100%	1
CVS TX7675POCT RED OAK			1	100%	1
Le Roy Village Green		1			1
BOULDER COMMUNITY HOSPITAL			1	100%	1
JUPITER PEDIATRIC ASSOCIATES, PA			1	100%	1
The Pines at Poughkeepsie Center for Nursing and Rehabilitation		1			1
UNIVERISTY HOSPITAL			1	100%	1
DIAGNOSTIC GROUP INTEGRATED HEALTHCARE			1	100%	1
ORLANDO PHYSICIAN NETWORK		1			1
TLC MEDICAL			1	100%	1
FLORIDA HEALTH CARE MEDICAL GROUP		1			1
HARMONY HEALTHCARE ORLANDO INC		1			1
EXPRESS LAB LIVINGSTON			1	100%	1

COVID-19: testing by laboratory

Data through Feb 23, 2021 verified as of Feb 24, 2021 at 09:25 AM

Data in this report are provisional and subject to change.

The numbers in the table below represent the number of Florida and non-Florida residents for whom test results were received by the Department of Health. A person can be tested by more than one laboratory and can have both positive and negative results. **Therefore, the sum of the numbers in each column will be larger than the total number of people tested.**

Reporting lab	Inconclusive	Negative	Positive	Percent positive	Total
ANY LAB TEST NOW JACKSONVILLE		1			1
ADVENTHEALTH MEDICAL GROUP SENIOR HEALTH AT			1	100%	1
CVS OH2486POCT NILES			1	100%	1
SMITH KLINE			1	100%	1
HILLSBORO MEDICAL CENTER MAIN LABORATO	1				1
Valley View Health and Rehabilitation, LLC	1				1
KNOX COMMUNITY HOSPITAL			1	100%	1
BETHESDA DIALYSIS			1	100%	1
JACKSON MADISON CO. GEN. HOSPITAL			1	100%	1
PELICAN STATE OUTPATIENT CENTER			1	100%	1
FLORIDA HOME HEALTH			1	100%	1
ST. VINCENT HOSPITAL			1	100%	1
Mountain View Manor			1	100%	1
PCG MOLECULAR			1	100%	1
HUNEYCUTT FAMILY PRACTICE			1	100%	1
CROZER-CHESTER MEDICAL CENTER			1	100%	1
ROUTE 16 PHARMACY LLC DBA HOLLAND PHAR		1			1
KIDSVILLE PEDIATRICS IV PA		1			1
SAWGRASS PEDIATRIC PARTNERS LLC			1	100%	1
GARDENS AT MAPLEWOOD			1	100%	1
NORTH RIVER FAMILY HEALTH CENTER			1	100%	1
PORTAGE MEDICAL CENTER			1	100%	1
TMH CANCER CENTER LABORATORY			1	100%	1
ADAMS COUNTY HEALTH DEPARTMENT			1	100%	1
ROYAL OAK MEDICAL CENTER LLC DBA CHARACTER FAMILY			1	100%	1
COX HEALTH SOUTH LAB			1	100%	1
LAS PALMAS MEDICAL CENTER			1	100%	1
CONCENTRA - TAMPA EAST		1			1
Holly Hill Healthcare Center			1	100%	1
BELLMORE PEDIATRICS		1			1
COASTAL ER IX, PHYSICIANS PREMIER			1	100%	1
MARINA DEL REY HOSPITAL LAB			1	100%	1
EAST FL CORE LAB			1	100%	1
BEAUMONT URGENT CARE		1			1
BEAUMONT HOSPITAL			1	100%	1
Accordius Health at Harrisonburg		1			1
SUNSHINE PEDIATRICS OF LUTz			1	100%	1
SUN CLINICAL LABORATORIES			1	100%	1
Kroger 481 - The Little Clinic Houston Levee		1			1
SOUTHWOOD HEALTHCARE CENTER		1			1
Monument Health Strugis Care Center		1			1
PARRISH MEDICAL GROUP			1	100%	1
UNIVERSITY OF BALTIMORE WASHINGTON MEDICAL CENTER			1	100%	1
CHATEAU MADELEINE - SENIOR LIVING & MEMORY CARE			1	100%	1
GIFFORD MEMORIAL HOSPITAL		1			1
MINUTECLINIC DIAGNOSTIC OF OHIO #5060		1			1

COVID-19: testing by laboratory

Data through Feb 23, 2021 verified as of Feb 24, 2021 at 09:25 AM

Data in this report are provisional and subject to change.

The numbers in the table below represent the number of Florida and non-Florida residents for whom test results were received by the Department of Health. A person can be tested by more than one laboratory and can have both positive and negative results. **Therefore, the sum of the numbers in each column will be larger than the total number of people tested.**

Reporting lab	Inconclusive	Negative	Positive	Percent positive	Total
CAMBRIDGE HEALTH ALLIANCE			1	100%	1
MINUTE CLINIC DIAGNOSTIC MED GRP OF CA		1			1
TRAFALGAR DIALYSIS			1	100%	1
NORTH FLORIDA FAMILY MEDICINE			1	100%	1
PEACE HEALTH FAMILY MEDICINE AT 87TH AVE		1			1
STEPHENS COUNTY HOSPITAL			1	100%	1
SOMA MEDICAL CENTER PA #3 PALOMINO			1	100%	1
NYU LANGONE AMBULATORY CARE LAKE SUCCE		1			1
SOUTHWOOD NURSING & RETIREMENT CENTER		1			1
MOORE CLINICAL RESEARCH INC			1	100%	1
PARK LANE NURSING HOME		1			1
LITTLE FALLS HOSPITAL LABORATORY		1			1
CAN COMMUNITY HEALTH LLC		1			1
DERMDX, DIV OF AURORA DIAGNOSTICS/BERNHARDT LAB		1			1
INSTANT MEDICAL CARE CENTER			1	100%	1
WEST VIRGINIA LABORATORIES			1	100%	1
CVS CA9497POCT IRVINE		1			1
MARTIN LUTHER KING RENAL INSTITUTE			1	100%	1
PUTNAM CO HOSPITAL-D/B/A ASBURY TOWERS		1			1
PENSACOLA PATHOLOGY		1			1
CHILDRENS SPECIALIST PEDIATRIC PULMMOLOGY &			1	100%	1
CLUB HEALTH AND REHABILITATION CENTER, THE		1			1
HOLSTON MEDICAL GROUP		1			1
JOHN PETER SMITH HOSPITAL- OB TRIAGE			1	100%	1
MEMORIAL SATILLA HEALTH			1	100%	1
ASANTE THREE RIVERS MEDICAL CENTER LAB		1			1
RABI SINHA, MD		1			1
PALM SPRINGS GENERAL HOSPITAL			1	100%	1
Walgreens #5914		1			1
HARDEE COUNTY FIRE RESCUE		1			1
FLAGLER MEDICAL ASSOCIATES PA			1	100%	1
CHILDREN'S NATIONAL MEDICAL CENTER			1	100%	1
BAYFRONT CARDIOVASCULAR ASSOCIATES			1	100%	1
ARNOLD PALMER HOSPITAL LAB POCT		1			1
PAMC MICRO LAB			1	100%	1
AAA MEDICAL TESTING			1	100%	1
SHANNON CLARK OD, PA			1	100%	1
SANTA MONICA CA-UCLA MC			1	100%	1
FAMILY PHYSICIANS OF WINTER PARK, INC			1	100%	1
GWINNETT MEDICAL CENTER			1	100%	1
ASHLEY PEDIATRICS DAY & NIGHT CLINIC			1	100%	1
NULL			1	100%	1
LIFE CARE CENTER OF GWINNETT		1			1
ANDREWS INSTITUTE AMBULATORY SURGERY CENTER		1			1
Walgreens #9121		1			1
MEDCOR INC			1	100%	1

COVID-19: testing by laboratory

Data through Feb 23, 2021 verified as of Feb 24, 2021 at 09:25 AM

Data in this report are provisional and subject to change.

The numbers in the table below represent the number of Florida and non-Florida residents for whom test results were received by the Department of Health. A person can be tested by more than one laboratory and can have both positive and negative results. **Therefore, the sum of the numbers in each column will be larger than the total number of people tested.**

Reporting lab	Inconclusive	Negative	Positive	Percent positive	Total
Signature Healthcare of Palm Beach			1	100%	1
HELEN HAYES HOSPITAL LABORATORY		1			1
MOBILE MEDICAL CLINIC			1	100%	1
ULTIMATE ANALYSIS LABORATORY			1	100%	1
CVS NC2749POCT CONCORD		1			1
MEDSTAR HEALTH URGENT CARE			1	100%	1
METROWEST MEDICAL CENTER - FRAMINGHAM			1	100%	1
WELLOW URGENT CARE-OSWEGO			1	100%	1
Kroger 699 - The Little Clinic Smyrna		1			1
OXY-GENLAB			1	100%	1
CVS AZ5477POCT SURPRISE		1			1
REELFOOT FAMILY WALK-IN CLINIC		1			1
SIMPLY HEALTHCARE AND WELLNESS CLINIC, PC			1	100%	1
GENESEE COUNTY HEALTH DEPARTMENT		1			1
MARYLAND DEPARTMENT OF HEALTH AND MENTAL HYGIENE			1	100%	1
MEDEXPRESS URGENT CARE - BENTON		1			1
GREATER TAMPA AT HOME			1	100%	1
Redwood Springs Healthcare			1	100%	1
BEAUMONT HOSPITAL, GROSSE POINTE			1	100%	1
EUGENE T FINAN, MD			1	100%	1
El Paso Health Care Center			1	100%	1
ADVANCED URGENT CARE PLLC		1			1
FELD ENTERTAINMENT			1	100%	1
CALIFORNIA PUBLIC HEALTH LABORATORY			1	100%	1
OPTIMAL MEDICINE INC		1			1
Kroger 410 - The Little Clinic Trinity		1			1
Senatobia Healthcare & Rehab		1			1
DEVLIN MANOR NURSING AND REHABILITATION		1			1
VISTA DEL SOL MED ASSOC		1			1
Bivins Pointe			1	100%	1
GILBERT MEDICAL GROUP			1	100%	1
THEDACARE FAMILY MEDICINE GATEWAY			1	100%	1
ACCESS FAMILY CARE LLC			1	100%	1
INTERNAL MEDICINE ASSOCIATES		1			1
KELLY			1	100%	1
ARBOR DIAGNOSTICS, INC		1			1
SANFORD HOME		1			1
WEST PALM BEACH PHARMACEUTICALS LLC			1	100%	1
MIAMI CHILDRENS HOSPITAL MIDTOWN OUTPATIENT CENTER			1	100%	1
Good Samaritan Society-Atkinson		1			1
SOLARIS HEALTHCARE PLANT CITY		1			1
TRAVIS LEE THOMPSON MD			1	100%	1
PRISMA HEALTH TUOMEY LABORATORY			1	100%	1
HUDSON REGIONAL HOSPITAL			1	100%	1
MEDICAL CITY NORTH HILLS			1	100%	1
ISLAND NURSING HOME			1	100%	1

COVID-19: testing by laboratory

Data through Feb 23, 2021 verified as of Feb 24, 2021 at 09:25 AM

Data in this report are provisional and subject to change.

The numbers in the table below represent the number of Florida and non-Florida residents for whom test results were received by the Department of Health. A person can be tested by more than one laboratory and can have both positive and negative results. **Therefore, the sum of the numbers in each column will be larger than the total number of people tested.**

Reporting lab	Inconclusive	Negative	Positive	Percent positive	Total
VELOCITY URGENT CARE - REDMILL			1	100%	1
EASTGENE LABORATORIES		1			1
NORTH PALM CHIDRENS PHYSICIANS			1	100%	1
NORTH SHORE HEMATOLOGY-ONCOLOGY ASSOCIATES PC		1			1
VA SALT LAKE CITY HCS		1			1
PARTNERS IN PRIMARY CARE		1			1
Maple Lane Nursing Home		1			1
Vibralfife of El Paso Rehabilitation Center			1	100%	1
CVS IL2297652CV CHICAGO		1			1
TARRANT MEDICAL ASSOCIATES			1	100%	1
USF PHYSICIANS GROUP			1	100%	1
WAYCROSS INTRTNAL MEDICINE			1	100%	1
SUNCOAST BEHAVIORAL HEALTH CENTER			1	100%	1
Kroger 672 - The Little Clinic Bill Kennedy & Glenwood		1			1
EXCEL URGENT CARE OF NJ, LLC		1			1
HALIFAX HEALTH PRIMARY CARE			1	100%	1
CARENOW MIDTOWN			1	100%	1
Harbert Hills Academy Nursing Home		1			1
MERCYONE DES MOINES MEDICAL CENTER			1	100%	1
MINUTE CLINIC DIAGNOSTIC PA			1	100%	1
Metairie Healthcare Center			1	100%	1
GREYSTONE HOME HEALTH OF GREATER ORLANDO LLC		1			1
CVS MA920POCT CLINTON		1			1
FLORIDA CLINICAL LABORATORY INC DBA			1	100%	1
CFHC - FROSTPROOF			1	100%	1
WOMENS CARE FLORIDA LLC			1	100%	1
BASCOM PALMER-MICRO LAB			1	100%	1
SYNERGY DIALYSIS INC			1	100%	1
MY WELLNESS EXPRESS			1	100%	1
Kroger 618 - The Little Clinic Trail Creek Village		1			1
PARK AVENUE DERMATOLOGY NORTH			1	100%	1
BAXTER REGIONAL MEDICAL CENTER			1	100%	1
TITUSVILLE REHABILITATION AND NURSING CENTER		1			1
HOWELL BRANCH COURT			1	100%	1
PEDIATRIC ASSOCIATES - DORAL			1	100%	1
CVS CA9715POCT THOUSAND OAKS		1			1
FREEPORT ER DOX URGENT CARE		1			1
Masonic Medical Research Institute			1	100%	1
BROOKDALE AVONDALE (BU 04360)			1	100%	1
COLONIAL MEDICAL CENTER-EAST ORLANDO			1	100%	1
ORLANDO HEALTH MEDICAL GROUP			1	100%	1
TWIN			1	100%	1
COMMUNITY MEDICAL CARE			1	100%	1
EMPLOYEE WELLNESS PA			1	100%	1
POETS WALK SARASOTA			1	100%	1
FLORIDA HOSPITAL ORMOND BEACH			1	100%	1

COVID-19: testing by laboratory

Data through Feb 23, 2021 verified as of Feb 24, 2021 at 09:25 AM

Data in this report are provisional and subject to change.

The numbers in the table below represent the number of Florida and non-Florida residents for whom test results were received by the Department of Health. A person can be tested by more than one laboratory and can have both positive and negative results. **Therefore, the sum of the numbers in each column will be larger than the total number of people tested.**

Reporting lab	Inconclusive	Negative	Positive	Percent positive	Total
BLESSINGS MEDICAL CLINIC, THE			1	100%	1
Acts Manor House		1			1
STONECREST MEDICAL CENTER		1			1
Kroger 569 - The Little Clinic Gallatin		1			1
WALGREENS #5130			1	100%	1
UABC			1	100%	1
HAPPY KIDZ PEDIATRICS PL			1	100%	1
INTERNAL MEDICINE GROUP OF CENTRAL FLORIDA			1	100%	1
BLAKE AT PENSACOLA OPERATION CO, LLC, THE			1	100%	1
SANTA ROSA PEDIATRICS			1	100%	1
ADVENTHEALTH DURAND			1	100%	1
MEDEX CLINIC LLC			1	100%	1
St Mary's d'Youville Pavilion		1			1
UCH LAB			1	100%	1
CVS AZ9210POCT SCOTTSDALE		1			1
Florence Nursing and Rehabilitation Center		1			1
REGIONAL MEDICAL LABORATORY			1	100%	1
DAYTONA BEACH HEALTH AND REHAB CENTER		1			1
FINLAY MEDICAL RESEARCH CORP			1	100%	1
MIAMI VASCULAR SURGERY			1	100%	1
INLET CONCIERGE MEDICINE			1	100%	1
MOUNT SINAI MEDICAL CENTER OF FLORIDA, INC			1	100%	1
OPTUM OF HIALEAH		1			1
RIDGEFIELD PEDIATRIC ASSOCIATES		1			1
LADY OF THE SEA HOSPITAL LAB			1	100%	1
HEALTHPARTNERS HUDSON CLINIC			1	100%	1
HIGH DESERT COURT GROUP HOME			1	100%	1
ST JOSEPHS CHILDRENS HOSPITAL PEDI TRANSPORT			1	100%	1
OHIOHEALTH URGENT CARE			1	100%	1
AMD			1	100%	1
IMMEDIATE CARE PA			1	100%	1
NORTHEAST BAPTIST HOSPITAL			1	100%	1
Kroger 126 - The Little Clinic Cottonwood		1			1
MEDEXPRESS URGENT CARE, EDWARDSVILLE		1			1
Kroger 099 - The Little Clinic Fort Collins		1			1
PRIMARY HEALTH CARE ASSOCIATES INC			1	100%	1
NATIONAL INSTITUTES OF HEALTH CLINICAL CENTER			1	100%	1
SPRING VALLEY HOSPITAL MEDICAL CENTER			1	100%	1
ADVANCE HEALTH AND WELLNESS SOLUTIONS			1	100%	1
LOUIS STOKES CLEVELAND VA MEDICAL CENTER			1	100%	1
NORTHWEST FLORIDA SPECIALTY PHYSICIANS LLC		1			1
PINNACLE DIALYSIS		1			1
OPTUM PRIMARY CARE			1	100%	1
ARCADIA DIALYSIS CENTER			1	100%	1
Walgreens #10851		1			1
WEST CARVER MEDICAL ASSOCIATES		1			1

COVID-19: testing by laboratory

Data through Feb 23, 2021 verified as of Feb 24, 2021 at 09:25 AM

Data in this report are provisional and subject to change.

The numbers in the table below represent the number of Florida and non-Florida residents for whom test results were received by the Department of Health. A person can be tested by more than one laboratory and can have both positive and negative results. **Therefore, the sum of the numbers in each column will be larger than the total number of people tested.**

Reporting lab	Inconclusive	Negative	Positive	Percent positive	Total
DSI LABORATORIES-NAPLES-7TH			1	100%	1
SEWALLS POINT PHARMACY INC			1	100%	1
CLINICAL CARE INC			1	100%	1
Eagle Health and Rehabilitation		1			1
MEDSTAR URGENT CARE, LLC			1	100%	1
CAREWELL 203			1	100%	1
Oregon Veterans Home The Dalles		1			1
CVS AZ7841POCT TUCSON		1			1
CVS MA2401POCT MARSHFIELD		1			1
NORTHWEST TEXAS HEALTHCARE SYSTEM,INC			1	100%	1
HALE KUPUNA HERITAGE HOME		1			1
CVS AZ69POCT PEORIA		1			1
NONA MEDICAL ARTS		1			1
FAMILY AND INTERNAL MEDICINE ASSOCIATES		1			1
Dugan Memorial Home		1			1
EVERGREEN NURSING HOME		1			1
SIGNATURE CARE COLLEGE STATION			1	100%	1
EXCEPTIONAL EMERGENCY CENTER			1	100%	1
ATLANTIC DIAGNOSTICS			1	100%	1
MEDEXPRESS URGENT CARE - LAWRENCE		1			1
PHYSICIANS PRIMARY CARE LEHIGH PEDS			1	100%	1
Florence Home		1			1
BAYSHORE DIALYSIS			1	100%	1
CVS GA5622POCT DALLAS		1			1
Mercy Manor Transition Center			1	100%	1
EDGAR PRICE FAMILY & CHILDREN HEALTHCARE CENTER			1	100%	1
EASTSIDE MEDICAL CLINIC		1			1
FRANKLIN CBOC			1	100%	1
CORDOVA FAMILY PRACTICE			1	100%	1
CACERES SPECIALIZED GYNECOLOGY		1			1
ISLANDS ASSISTED LIVING FACILITY,THE			1	100%	1
Elm Crest Senior Living Community		1			1
CVS GA2279POCT SUWANEE		1			1
C A R E S		1			1
INDIANA STATE DEPARTMENT OF HEALTH CLINIC MICROBIOLOGY		1			1
MINUTECLINIC DIAG OF IND, LLC #6250		1			1
CVS CA9803POCT RIVERSIDE		1			1
FIT4LIFE MEDICAL CENTER			1	100%	1
FIRST PHYSICIANS GROUP - LORRAINE CORNERS		1			1
MEDOR/ACC SYNCHRONY			1	100%	1
Crestwood Nursing Center		1			1
Altenheim Senior Living		1			1
Kroger 444 - The Little Clinic Dent		1			1
STAMFORD HOSPITAL			1	100%	1
FAIRVIEW HOSPITAL			1	100%	1
ACCESS TOTAL CARE - PORTLAND			1	100%	1

COVID-19: testing by laboratory

Data through Feb 23, 2021 verified as of Feb 24, 2021 at 09:25 AM

Data in this report are provisional and subject to change.

The numbers in the table below represent the number of Florida and non-Florida residents for whom test results were received by the Department of Health. A person can be tested by more than one laboratory and can have both positive and negative results. **Therefore, the sum of the numbers in each column will be larger than the total number of people tested.**

Reporting lab	Inconclusive	Negative	Positive	Percent positive	Total
PEDIATRIC URGENT CARE CENTR OF FORT WORTH-LA GRAN			1	100%	1
NEW YORK CITY DEPARTMENT OF HEALTH			1	100%	1
SEACOAST PATHOLOGY PROFESSIONAL ASSOC		1			1
BETHESDA HEALTH PHYSICIANS GROUP		1			1
Schenectady Center for Rehabilitation & Nursing		1			1
MEDEXPRESS URGENT CARE - CABOT			1	100%	1
THE HEART HOSPITAL BAYLOR PLANO			1	100%	1
NEMOURS CHILDREN'S PRIMARY CARE, ST CLOUD			1	100%	1
Kroger 531 - The Little Clinic Waterville		1			1
VCU HEALTH SYSTEM AUTHORITY - MCV HOSPITALS			1	100%	1
B2 URGENT CARE			1	100%	1
E-LAB OF FLORIDA			1	100%	1
EAST TENNESSEE STATE UNIVERSITY		1			1
ARTESIAN HOME		1			1
Washington County Nursing Home			1	100%	1
Carington Park			1	100%	1
NORTH SHORE MEDICAL CENTER - SALEM HOSPITAL			1	100%	1
COLONIAL VILLA GOOD SAMARITAN CENTER		1			1
REGENTS PARK OF JACKSONVILLE			1	100%	1
CENTRAL FLORIDA INTERNAL OCCUPATIONAL AND		1			1
COMMUNITY HOSPITALS INDIANAPOLIS			1	100%	1
VALUE DRUGS GREENLAWN INC		1			1
VA OPTOMETRY CLINIC			1	100%	1
Sage Bluff Health & Rehabilitation Center		1			1
CARTERSVILLE MEDICAL CENTER			1	100%	1
KIDS CARE PEDIATRICS PA			1	100%	1
Kroger 350 - The Little Clinic New Cut Road		1			1
HELIX URGENT CARE			1	100%	1
BRUCE S WEST MD			1	100%	1
DAYTONA BEACH CENTRA CARE			1	100%	1
CVS IN8669POCT INDIANAPOLIS		1			1
SIGNATURE CARE MEMORIAL CITY			1	100%	1
OCALA RKC EAST HEMO #1			1	100%	1
Brown Memorial Home		1			1
DOCTOR TODAY URGENT CARE			1	100%	1
USA Healthcare LTC, LLC - Folsom Center for Rehabilitation & Healthca		1			1
KENDALL PEDIATRICS PARTNERS LLC			1	100%	1
TUNIS STREET GROUP HOME		1			1
STANDIFER PLACE		1			1
SHANNON MEDICAL CENTER			1	100%	1
TMH URGENT CARE CENTER			1	100%	1
SENCARE MANAGEMENT		1			1
MANOR CARE OF DELRAY BEACH FL LLC		1			1
USC VERDUGO HILLS HOSPITAL			1	100%	1
GENEVA FAMILY HEALTH			1	100%	1
MISSION HOSPITAL - MEMORIAL CAMPUS			1	100%	1

COVID-19: testing by laboratory

Data through Feb 23, 2021 verified as of Feb 24, 2021 at 09:25 AM

Data in this report are provisional and subject to change.

The numbers in the table below represent the number of Florida and non-Florida residents for whom test results were received by the Department of Health. A person can be tested by more than one laboratory and can have both positive and negative results. **Therefore, the sum of the numbers in each column will be larger than the total number of people tested.**

Reporting lab	Inconclusive	Negative	Positive	Percent positive	Total
CONCORDIA MANOR			1	100%	1
MDS PHARMA SERVICES		1			1
ANSWERS RESOURCE FACILITY		1			1
Mayfair Village Nursing Care Center		1			1
CENTRAL FL INTERNAL MEDICINE ASSOCIATES LLC		1			1
LANTANA HC LAB			1	100%	1
HUMC		1			1
MEDCOR CORPORATE CLINIC			1	100%	1
SHRIVERS PHARMACY AND WELLNESS CENTER			1	100%	1
ALPHA CLINICAL LABORATORY CORP.			1	100%	1
SOUTH FLORIDA RESEARCH ORGANIZATION			1	100%	1
BUCKINGHAM PLACE ALF		1			1
Melbourne Terrace Rehabilitation Center			1	100%	1
SEASONS HOSPICE AND PALLIATIVE CARE OF			1	100%	1
TARRYTOWN PHARMACY			1	100%	1
TRUMAN MEDICAL CENTER - HOSPITAL HILL			1	100%	1
DONALSONVILLE HOSPITAL			1	100%	1
IM&P WELLNES CENTER			1	100%	1
Advanced Rehabilitation of Vernon		1			1
Kroger 016 - The Little Clinic Centennial		1			1
FIVE STAR PREMIER RESIDENCES OF POMPANO BEACH			1	100%	1
ALLIED PHYSICIANS GROUP		1			1
EVENING PEDIATRICS INC			1	100%	1
MINUTE-CLINIC DIAGNOSTIC OF VIRGINIA, LLC #3949		1			1
LOGAN COUNTY HOSPITAL			1	100%	1
HALIFAX HEALTH PRIMARY CARE ORMOND			1	100%	1
ADVENTHEALTH MEDICAL GROUP ADULT AND SENIOR HEALTH			1	100%	1
FHPG SURGICAL ASSOCIATES OF EAST PASCO			1	100%	1
BROADWAY HEALTH FLORIDA MEDICAL CLINIC URGENT CARE			1	100%	1
GENESIS HEALTH SYSTEM			1	100%	1
THE MEDICAL CENTER			1	100%	1
MALUHIA		1			1
HIGHLANDS CLINICAL LABORATORY			1	100%	1
TIMPANOGOS REGIONAL HOSPITAL			1	100%	1
ST. PETERSBURG PEDIATRICS-SEMINOLE			1	100%	1
SEATTLE-KING COUNTY			1	100%	1
ST. JOHN HOSPITAL & MEDICAL CENTER			1	100%	1
CARING PROFESSIONAL HEALTH CARE LLC		1			1
HILTON HEAD HOSPITAL/INPATIENT			1	100%	1
CVS TN4624POCT KNOXVILLE			1	100%	1
KIOSK MEDICINE OF KENTUCKY LLC		1			1
QLABS			1	100%	1
SC-GA2018 THE RIDGE REHABILITATION & H		1			1
DOYLESTOWN HOSPITAL			1	100%	1
SACRED HEART HOSPITAL NURSING			1	100%	1
SPHERE DX			1	100%	1

COVID-19: testing by laboratory

Data through Feb 23, 2021 verified as of Feb 24, 2021 at 09:25 AM

Data in this report are provisional and subject to change.

The numbers in the table below represent the number of Florida and non-Florida residents for whom test results were received by the Department of Health. A person can be tested by more than one laboratory and can have both positive and negative results. **Therefore, the sum of the numbers in each column will be larger than the total number of people tested.**

Reporting lab	Inconclusive	Negative	Positive	Percent positive	Total
MEDEXPRESS URGENT CARE - BECKLEY		1			1
VANAJA SUREDDI MD PA			1	100%	1
CVS MA594POCT FALMOUTH		1			1
SPARTANBURG REGIONAL MEDICAL CENTER			1	100%	1
Port Orange Nursing And Rehab Center			1	100%	1
ALPHA 1 ANTITRYPSIN RESEARCH PROGRAM			1	100%	1
MEMORIAL HERMANN KATY HOSPITAL			1	100%	1
MEDEXPRESS URGENT CARE, MOSSIDE		1			1
777 URGENT CARE			1	100%	1
SONNI'S PEDIATRICS			1	100%	1
Central Park Healthcare & Rehabilitation Center		1			1
EVENTIDE LUTHERAN HOME		1			1
SUMMIT LABORATORY			1	100%	1
Newton Wellesley Center for Alzheimer's Care		1			1
APPLING NURSING & REHABILITATION PAVIL		1			1
RIVERSIDE MEDICAL CENTER		1			1
CHI MEMORIAL HOSPITAL CHATTANOOGA			1	100%	1
TENNOVA HEALTHCARE - CLEVELAND			1	100%	1
SAINT LEO UNIVERSITY INCORPORATED			1	100%	1
FLAGLER PROFESSIONAL HEALTH CARE SERVICES INC		1			1
CLEVELAND HEARTLAB			1	100%	1
INNOVATIVE CARE II LLC			1	100%	1
SOUTHERN FAMILY HEALTH			1	100%	1
Kroger 367 - The Little Clinic Walton		1			1
MEDICAL ASSOCIATES OF PINELLAS - LAB			1	100%	1
CVS OH6167POCT ASHLAND		1			1
ST.ELIZABETH HEALTH CENTER	1				1
LANCASHIRE HALL NURSING AND REHABILITATION CENTER		1			1
RCP OF MEMORIAL WEST			1	100%	1
NORTHSIDE FAMILY MEDICINE		1			1
CELEBRATION HOSPITAL			1	100%	1
REGIONAL MED CTR BAYONET POINT			1	100%	1
VERITAS GENETICS, INC.			1	100%	1
WEST VIRGINIA UNIVERSITY HOSPITALS			1	100%	1
Northern Nevada State Veterans Home		1			1
WELL-KEY URGENT CARE SEVIERVILLE			1	100%	1
Kroger 524 - The Little Clinic Iron Bridge Road		1			1
MAYO CLINIC BEACHES PRIMARY CARE CTR		1			1
MINUTECLINIC, LLC #07876			1	100%	1
BAYSTATE REFERENCE LABORATORY			1	100%	1
CVS NM7242POCT ALBUQUERQUE		1			1
MEDEXPRESS-DOVER		1			1
CENTRAL JERSEY URGENT CARE OF EATONTOW		1			1
EASTSIDE URGENT CARE			1	100%	1
SANTA CLARA VALLEY MEDICAL CENTER			1	100%	1
PANCARE HEALTH - NORTHSIDE ELEMENTARY			1	100%	1

COVID-19: testing by laboratory

Data through Feb 23, 2021 verified as of Feb 24, 2021 at 09:25 AM

Data in this report are provisional and subject to change.

The numbers in the table below represent the number of Florida and non-Florida residents for whom test results were received by the Department of Health. A person can be tested by more than one laboratory and can have both positive and negative results. **Therefore, the sum of the numbers in each column will be larger than the total number of people tested.**

Reporting lab	Inconclusive	Negative	Positive	Percent positive	Total
Shelbyville Manor		1			1
FLORIDA FAMILY LABORATORY		1			1
PATHLAB SERVICES			1	100%	1
Village Green Health & Rehabilitation		1			1
PATHOLOGY		1			1
SHAMRA MEDICAL LABORATORY			1	100%	1
SKY RIDGE MEDICAL CENTER - MICRO			1	100%	1
Kroger 379 - The Little Clinic Stony Brook		1			1
KAISER PERMANENTE REGIONAL REFERENCE LABORATORY		1			1
STEWART FLORIDA ALF, INC			1	100%	1
CUSTOM SCRIPTS PHARMACY		1			1
ACCESS HEALTH CARE PHYSICIANS, LLC		1			1
EMERGENCY CARE SERVICES LAB AT JFK MEDICAL CENTER			1	100%	1
A G RHODES HOME AT WESLEY WOODS		1			1
MARYLAND DEPARTMENT OF HEALTH AND MENTAL HYGIENE-LABORATORIES			1	100%	1
GENDERXPRESS/PICTURE ME PERFECT IMAGING			1	100%	1
C V S / PHARMACY #833		1			1
FIU HEALTH CARE CENTER			1	100%	1
MINUTECLINIC DIAGNOSTIC OF VIRGINIA, LLC #1980		1			1
VALLEY HOSPITAL MEDICAL CENTER		1			1
Fairhope		1			1
LIFE CARE CENTER OF HILTON HEAD		1			1
UUHC - REDSTONE HEALTH CENTER LABORATORY			1	100%	1
Vi at Aventura		1			1
CARENOW LAKE WORTH			1	100%	1
STATE OF CALIFORNIA DOH SERVICES			1	100%	1
Ramsey Village		1			1
Kroger 825 - The Little Clinic Dorothy Lane		1			1
ANMED HEALTH MEDICAL CENTER			1	100%	1
CROSS CREEK HEALTH CARE		1			1
CARENOW URGENT CARE-HENDERSONVILLE		1			1
MIDWAY SPECIALTY CARE CENTER INC		1			1
Monument Health Custer Care Center		1			1
WEST BOCA MEDICAL CENTER			1	100%	1
DIXIE REGIONAL MEDICAL CENTER			1	100%	1
UNITYPOINT HEALTH TRINITY			1	100%	1
HAMILTON CI MAIN UNIT ANNEX/ WORK CAMP			1	100%	1
HYDE PARK MEDICAL CENTER		1			1
Bethany Manor		1			1
MEDTOWN PHARMACY			1	100%	1
Kroger 57 - The Little Clinic Jay C Charlestown		1			1
HAILE MEDICAL GROUP PA		1			1
DEVANSH LAB WORKS		1			1
PRIORITY CARE LLC			1	100%	1
CARE ADVANTAGE			1	100%	1
PIONEER CLINICAL RESEARCH LLC			1	100%	1

COVID-19: testing by laboratory

Data through Feb 23, 2021 verified as of Feb 24, 2021 at 09:25 AM

Data in this report are provisional and subject to change.

The numbers in the table below represent the number of Florida and non-Florida residents for whom test results were received by the Department of Health. A person can be tested by more than one laboratory and can have both positive and negative results. **Therefore, the sum of the numbers in each column will be larger than the total number of people tested.**

Reporting lab	Inconclusive	Negative	Positive	Percent positive	Total
EAST END PEDIATRICS		1			1
MEDERI CARETENDERS			1	100%	1
MEDCARE-GARNERS FERRY			1	100%	1
CLINICAL PATHOLOGY LABORATORIES SOUTHEAST INC			1	100%	1
FLORIDA KEYS PED AND ADOLES CTR			1	100%	1
SOUTHERN HILLS MEDICAL CENTER			1	100%	1
MEDEXPRESS URGENT CARE - WICHITA, N MAIZE RD		1			1
ST LUKES SURGICAL AT THE VILLAGES INC			1	100%	1
CVS PA2687POCT EXTON		1			1
ORLANDO HEALTH PHYSICIAN GROUP INC			1	100%	1
HAWKEYE CARE CENTER DUBUQUE		1			1
LAKEVIEW REGIONAL HOSPITAL			1	100%	1
MEDICAL CITY DENTON			1	100%	1
MID-SOUTH URGENT CARE, PLLC			1	100%	1
MEDICAL SPECIALISTS OF THE PALM BEACHES INC			1	100%	1
FAMILY PRACTICE OF CENTRAL FLORIDA PA			1	100%	1
ACUPATH LABORATORIES INC			1	100%	1
Crisp Regional Nursing and Rehab Center		1			1
HIBISCUS COURT			1	100%	1
ORMOND MEDICAL ARTS FAMILY PRACTICE PL			1	100%	1
BIOLOGICAL AND CHEMICAL EMERGENCIES LABORATORY			1	100%	1
WALMART PHARMACY 10-4554		1			1
PUBLIC HEALTH LABORATORIES			1	100%	1
ANY LAB TEST FAST CORP			1	100%	1
EVANS FAMILY CARE PA			1	100%	1
LIBERTY HEALTH CENTER			1	100%	1
CLEVELAND CLINIC AKRON GENERAL			1	100%	1
CVS SC5479POCT INDIAN LAND		1			1
CVS IN6608POCT NEW PALESTINE			1	100%	1
COLUMBIA CREST CARE & RAHAB		1			1
URGENT DOC -NACOGODOCHES CLINIC			1	100%	1
Waters of Covington		1			1
MBMG OF WINTER HAVEN			1	100%	1
ALLIANCE MD DIRECT PRIMARY CARE			1	100%	1
Allen Health and Rehabilitation		1			1
MERCY MEDICAL CENTER INC			1	100%	1
CHC SOUTHWEST FLORIDA LAB-LIVE			1	100%	1
FAST PACE URGENT CARE			1	100%	1
Southwest Louisiana Veterans Home			1	100%	1
Remarkable Healthcare Dallas			1	100%	1
HEALTH NETWORK			1	100%	1
NHC Chattanooga			1	100%	1
107TH PLACE GROUP HOME		1			1
TITUSVILLE CENTER FOR SURGICAL EXCELLENCE LLC		1			1
WMC HEALTH GROUP INC			1	100%	1
PRIME CARE FAMILY MEDICINE			1	100%	1

COVID-19: testing by laboratory

Data through Feb 23, 2021 verified as of Feb 24, 2021 at 09:25 AM

Data in this report are provisional and subject to change.

The numbers in the table below represent the number of Florida and non-Florida residents for whom test results were received by the Department of Health. A person can be tested by more than one laboratory and can have both positive and negative results. **Therefore, the sum of the numbers in each column will be larger than the total number of people tested.**

Reporting lab	Inconclusive	Negative	Positive	Percent positive	Total
PINEBROOK CARE AND REHABILITATION CENTER			1	100%	1
SOUTHWESTERN STATE HOSPITAL LABORATORY			1	100%	1
CTMD MEDICAL CENTER, PA			1	100%	1
CVS OH6164POCT DELAWARE		1			1
BRIDGEWAY CENTER INC			1	100%	1
PEDIATRIC ASSOCIATES - JACKSONVILLE			1	100%	1
DOCTORS HEARING			1	100%	1
WHEATON FRANCISCAN LABORATORY			1	100%	1
Eddy Memorial Geriatric Center		1			1
CHC			1	100%	1
WASHINGTONVILLE PHARMACY INC		1			1
AESTHETIC PHYSICIANS PC			1	100%	1
BLOOMIN BRANDS WELLNESS CENTER			1	100%	1
CLARKSVILLE HEALTH SYSTEM			1	100%	1
Trucare Living Centers - Columbus		1			1
BIOMERIEUX			1	100%	1
WORKFORCE HEALTH DEPARTMENT			1	100%	1
MEDEXPRESS URGENT CARE - LINCOLN		1			1
MEDICAL LIFE-INC GUIDEWELL EMERGENCY MEDICINE			1	100%	1
Kroger 63 - The Little Clinic Glassford Hill Rd		1			1
CVS PA1296POCT DREXEL HILL		1			1
AURORA MEDICAL CENTER-KENOSHA			1	100%	1
AVERA ST. MARY'S HOSPITAL			1	100%	1
LANGLEY DIALYSIS			1	100%	1
MED BAR LLC		1			1
NORTH BREVARD CHILDRENS MEDICAL CENTER			1	100%	1
MEA PRIMARY CARE PLUS BYRAM			1	100%	1
PPD CLINICAL RESEARCH UNIT			1	100%	1
Kroger 368 - The Little Clinic Frankfort West		1			1
MEMORIAL HOSPITAL LOS BANOS			1	100%	1
ALL CARE URGENT CARE			1	100%	1
PROVIDENCE ST. PATRICK HOSPITAL			1	100%	1
ELATION HEALTH		1			1
PROGRESSIVE MEDICAL LAB LLC			1	100%	1
Henry County Health and Rehabilitation		1			1
THE INTERNAL MEDICAL GROUP		1			1
ACCOMPLISHED HOME CARE		1			1
MY URGENT CARE CLINIC			1	100%	1
CHRISTIAN REST HOME ASSOC		1			1
APPLECARE URGENT CARE KINGSLAND			1	100%	1
IRA FIALKO DO			1	100%	1
DEVLAB, LLC			1	100%	1
RAPID CITY REGIONAL HOSPITAL -579 ATTN. LABORATORY		1			1
Brio of Johnston		1			1
BRONSON METHODIST HOSPITAL			1	100%	1
ST JOHN'S MEDICAL CENTER, TETON VILLAGE			1	100%	1

COVID-19: testing by laboratory

Data through Feb 23, 2021 verified as of Feb 24, 2021 at 09:25 AM

Data in this report are provisional and subject to change.

The numbers in the table below represent the number of Florida and non-Florida residents for whom test results were received by the Department of Health. A person can be tested by more than one laboratory and can have both positive and negative results. **Therefore, the sum of the numbers in each column will be larger than the total number of people tested.**

Reporting lab	Inconclusive	Negative	Positive	Percent positive	Total
SARASOTA MEMORIAL HOSPITAL		1			1
BMC MAYPORT			1	100%	1
BMC/NASSAU			1	100%	1
ELEMENTS PHARMACY			1	100%	1
Victory Health and Rehabilitation			1	100%	1
WARREN GENERAL HOSPITAL			1	100%	1
Walgreens #10988		1			1
AMERICAN DRUG TESTING LAB LLC			1	100%	1
MEDEXPRESS URGENT CARE - ST CLAIR, CLOVER DR.		1			1
BLUFFTON HEALTH CENTER			1	100%	1
RIVIERA BEACH HEALTH CENTER LAB			1	100%	1
BAYLOR SCOTT & WHITE ALL SAINTS MEDICAL CENTER FT			1	100%	1
AMERICAN LAB LLC		1			1
HARTFORD HEALTH CARE & REHABILITATION			1	100%	1
GEORGE WASHINGTON UNIVERSITY HOSPITAL			1	100%	1
AUSTIN URGENT CARE			1	100%	1
TMH PHYSICIAN PARTNERS QUINCY			1	100%	1
CONCENTRA - OCALA		1			1
CHILDREN'S MEMORIAL HOSPITAL			1	100%	1
FAMILY MEDICAL CLINIC KENDALL LLC			1	100%	1
LOUISIANA STATE LAB			1	100%	1
MERITUS MEDICAL CENTER			1	100%	1
TRUCARE LIVING CENTERS - SELMA			1	100%	1
CVS NV5942POCT LAS VEGAS		1			1
ALLEGHENY GENERAL HOSPITAL			1	100%	1
WAYNE COUNTY PUBLIC HEALTH		1			1
GATEWAY LABORATORIES		1			1
PHYSICIANS URGENT CARE			1	100%	1
MINUTECLINIC DIAGNOSTIC OF NEW MEXICO LLC #7552		1			1
WELLMED AT LINEBAUGH AVE			1	100%	1
MISSION REGIONAL MEDICAL CENTER			1	100%	1
Kroger 682 - The Little Clinic New Holland Market			1	100%	1
ALLIED PEDIATRICS & FAMILY MEDICINE			1	100%	1
WEILL CORNELL MEDICAL ASSOCIATES - EAST SIDE		1			1
NHC HealthCare Anniston		1			1
Kroger 006 - The Little Clinic Uintah Gardens		1			1
Troy Center for Rehabilitation & Nursing		1			1
REFERENCE LABORATORY			1	100%	1
LIMA MEMORIAL HOSPITAL			1	100%	1
SILVERMAN			1	100%	1
DOCTORS CARE - AIKEN MALL			1	100%	1
SSC NASHVILLE OPERATING CO LLC D/B/A		1			1
BIODORON LABORATORIES			1	100%	1
OCALA REGIONAL DIALYSIS- NORTH			1	100%	1
HEALTH EXPRESS		1			1
CAMBRIDGE SECURITY SERVICES		1			1

COVID-19: testing by laboratory

Data through Feb 23, 2021 verified as of Feb 24, 2021 at 09:25 AM

Data in this report are provisional and subject to change.

The numbers in the table below represent the number of Florida and non-Florida residents for whom test results were received by the Department of Health. A person can be tested by more than one laboratory and can have both positive and negative results. **Therefore, the sum of the numbers in each column will be larger than the total number of people tested.**

Reporting lab	Inconclusive	Negative	Positive	Percent positive	Total
Juniper Village at Bucks County		1			1
COASTAL PEDIATRICS LLC			1	100%	1
LEE MEMORIAL HOSPITAL OUTPATIENT SURGERY CENTER			1	100%	1
SOUTHEASTERN INTEGRATED MEDICAL PL			1	100%	1
Kroger 532 - The Little Clinic Murfreesboro		1			1
LEGACY AT HIGHWOODS PRESERVE		1			1
San Antonio Residence and Rehabilitation Center		1			1
BROOKDALE FORT MYERS LAKES PARK			1	100%	1
QUICKCARE HEALTH, INC			1	100%	1
MID-FLORIDA PATHOLOGY LLC		1			1
QUALITY CLINICAL LAB LLC			1	100%	1
PALMETTO CHARTER SCHOOL		1			1
Excel Care Center			1	100%	1
POMPANO BEACH ARTIFICIAL KIDNEY CENTER			1	100%	1
			1	100%	1
FAYETTE MEDICAL CENTER LAB		1			1
SMITH			1	100%	1
CVS NC5532POCT SUMMERFIELD		1			1
XSTREMMD			1	100%	1
PULMONARY, CRITICAL CARE AND SLEEP DISORDERS INSTITUTE OF SOUTH FLORID			1	100%	1
INTERNAL MEDICINE EMILIA MURRAY MD PA		1			1
CAREWELL URGENT CARE FITCHBURG			1	100%	1
MEDICAL ASSOCIATES OF THE SHOALS		1			1
NEW RIVER HEALTH DISTRICT			1	100%	1
Fairhaven Retirement Community		1			1
GOOD PEDIATRICS			1	100%	1
MISSOURI DEPARTMENT OF HEALTH AND SENIOR SERVICES - STATE PH LAB		1			1
ATLANTIS VISION CENTER			1	100%	1
Orange City Nursing and Rehab Center			1	100%	1
SARHA DOCTORS CENTER			1	100%	1
Walgreens #3049		1			1
EXPRESS CARE OF OCALA			1	100%	1
BAYOU URGENT CARE			1	100%	1
AFC URGENT CARE CLEVELAND			1	100%	1
PALM BEACH DIABETES AND ENDOCRINE SPECIALISTS, PA			1	100%	1
CHIEFLAND MEDICAL CENTER			1	100%	1
GOSHEN HOSPITAL			1	100%	1
CVS MINUTE CLINIC #5836		1			1
OAKWOOD HOSPITAL - SOUTHSORE			1	100%	1
Florida Baptist Retirement Center		1			1
FLORIDA HOSPITAL LAB			1	100%	1
Chestnut Ridge Nursing & Rehab		1			1
SANITAS RESEARCH LLC			1	100%	1
CORMEUM LAB SERVICES, LLC			1	100%	1
EAGLE COUNTY HEALTH AND HUMAN SERVICES			1	100%	1
PEDRO L ORTEGA MD PA			1	100%	1

COVID-19: testing by laboratory

Data through Feb 23, 2021 verified as of Feb 24, 2021 at 09:25 AM

Data in this report are provisional and subject to change.

The numbers in the table below represent the number of Florida and non-Florida residents for whom test results were received by the Department of Health. A person can be tested by more than one laboratory and can have both positive and negative results. **Therefore, the sum of the numbers in each column will be larger than the total number of people tested.**

Reporting lab	Inconclusive	Negative	Positive	Percent positive	Total
THE LITTLE CLINIC LLC			1	100%	1
ST VINCENTS AMBULATORY CARE INC			1	100%	1
ADVENTHEALTH MEDICAL GROUP PEDIATRICS DIABETES &			1	100%	1
JMJ FAMILY PRACTICE			1	100%	1
HIDALGO FAMILY CLINIC			1	100%	1
MEDCOR, INC			1	100%	1
HORIZON MEDICAL CENTER			1	100%	1
MEMORIAL HERMANN SOUTHWEST HOSPITAL			1	100%	1
Signature Healthcare of Georgetown		1			1
HELGEMO & LIOU PEDIATRICS			1	100%	1
ARLINGTON ADULT RESIDENTIAL FACILITY, INC			1	100%	1
HEALTH FIRST MEDICAL GROUP LLC			1	100%	1
ST JOHNS PEDIATRICS PA		1			1
BL DIAGNOSTICS LLC			1	100%	1
PARK AVENUE PEDIATRICS PC		1			1
PHYSICIAN ASSOCIATES, LLC			1	100%	1
HOLLAND COMMUNITY HOSPITAL		1			1
HABANA HEALTH CARE CENTER			1	100%	1
Vista Park			1	100%	1
WEST COCOA PHARMACY			1	100%	1
QUEST INC			1	100%	1
Kroger 397 - The Little Clinic Frankfort East		1			1
COLLINS NURSING HOME		1			1
Kroger - KRO70300083			1	100%	1
VELOCITY URGENT CARE - LITTLE CREEK			1	100%	1
MEDAC AT PORTERS NECK			1	100%	1
OPTUM MEDICAL CLINIC IN ROCKRIMMON			1	100%	1
LIFEGUARD AMBULANCE SERVICE LLC - BAY COUNTY			1	100%	1
Fairview			1	100%	1
SHELBYVILLE HOSPITAL COMPANY		1			1
CVS TX8322POCT AUSTIN		1			1
NEMOURS CHILDREN'S PRIMARY CARE			1	100%	1
Waycross Health and Rehabilitation		1			1
SANTA BARABARA ALF LLC (THE WINDSOR)			1	100%	1
CURELOGICS WOUND CARE & HYPERBARIC CENTER		1			1
SAINT BARNABAS MEDICAL CENTER		1			1
SCHUYLER HOSPITAL		1			1
MONMOUTH MEDICAL CENTER		1			1
BOCA RATON REGIONAL HOSPITAL		1			1
RESIDENCES AT MIAMI / REIGN GARDENS LLC, THE			1	100%	1
VIVEX/UMTB BIOMEDICAL			1	100%	1
HEALTHCARE ASSOCIATES OF IRVING, LLP			1	100%	1
Bethel Lutheran Nursing & Rehabilitation Center		1			1
CONSOLIDATED			1	100%	1
BORINQUEN HEALTH CENTER			1	100%	1
MOUNT SINAI MEDICAL CENTER AVENTURA ER			1	100%	1

COVID-19: testing by laboratory

Data through Feb 23, 2021 verified as of Feb 24, 2021 at 09:25 AM

Data in this report are provisional and subject to change.

The numbers in the table below represent the number of Florida and non-Florida residents for whom test results were received by the Department of Health. A person can be tested by more than one laboratory and can have both positive and negative results. **Therefore, the sum of the numbers in each column will be larger than the total number of people tested.**

Reporting lab	Inconclusive	Negative	Positive	Percent positive	Total
Memorial Health Care Center			1	100%	1
DEBORAH HEART AND LUNG CENTER		1			1
LOUNDRY		1			1
IVY CREEK HEALTHCARE & WELLNESS CENTRE			1	100%	1
SIGNATURE CARE MIDLAND			1	100%	1
FORT LOUDOUN PRIMARY CARE		1			1
Bolingreen Health and Rehabilitation		1			1
PHYSICIANS PREMIER			1	100%	1
UHEALTH CARDIOLOGY			1	100%	1
MAURY REGIONAL MEDICAL CENTER		1			1
GADSDEN FAMILY PRACTICE		1			1
CENTRAL TX MEDICAL CENTER - LAB			1	100%	1
TANGLEWOOD MANOR		1			1
HELIX BIOMEDICS LLC			1	100%	1
MID FLORIDA BIOLOGICALS			1	100%	1
MD NOW MEDICAL CENTERS, INC			1	100%	1
JPS HEALTH CENTER AT TRUE WORTH PLACE			1	100%	1
PRINCIPLE DIAGNOSTICS LLC			1	100%	1
Villa Maria			1	100%	1
TILLAMOOK COUNTY GENERAL HOSPITAL LAB		1			1
WINTER PARK MEMORIAL HOSPITAL LABORATORY		1			1
Rockcastle Health and Rehab		1			1
UHS BINGHAMTON GENERAL			1	100%	1
CVS MA2125POCT NATICK		1			1
PINEVILLE PHARMACY			1	100%	1
Brynwood Health & Rehabilitation Center			1	100%	1
HEARTLAND PHARMACY SEBRING			1	100%	1
CLIFTON-FINE HOSPITAL LABORATORY		1			1
Sanford Health & Rehabilitation			1	100%	1
Walgreens #5421		1			1
DEPARTMENT OF HEALTH SERVICES			1	100%	1
VIP FAMILY PRACTICE			1	100%	1
BRIDGEWATER PARK ASSISTED LIVING LLC			1	100%	1
441 URGENT CARE CENTER - BROWNWOOD			1	100%	1
Life Care Center of Auburn		1			1
Manor Care of Dallastown d/b/a ManorCare Health Services - Dallastown		1			1
BROOKSHIRE, THE			1	100%	1
FLORIDA DIGESTIVE AND LIVER SPECIALISTS			1	100%	1
CRYSTAL RIVER FIRE DEPARTMENT			1	100%	1
WEST FLORIDA MEDICAL ASSOCIATES PA			1	100%	1
CHESAPEAKE REGIONAL MEDICAL CENTER			1	100%	1
SANFORD LABORATORIES WATERTOWN			1	100%	1
HEALTHPLUS			1	100%	1
Heartland of Perrysburg		1			1
FAMILY MEDICINE AT KISSIMMEE		1			1
HCL LABORATORIES			1	100%	1

COVID-19: testing by laboratory

Data through Feb 23, 2021 verified as of Feb 24, 2021 at 09:25 AM

Data in this report are provisional and subject to change.

The numbers in the table below represent the number of Florida and non-Florida residents for whom test results were received by the Department of Health. A person can be tested by more than one laboratory and can have both positive and negative results. **Therefore, the sum of the numbers in each column will be larger than the total number of people tested.**

Reporting lab	Inconclusive	Negative	Positive	Percent positive	Total
ADVENTHEALTH MEDICAL GROUP OBSTETRICS			1	100%	1
ROYAL CARE MEDICAL CENTER			1	100%	1
ASPIRUS WAUSAU HOSPITAL			1	100%	1
Community Compassion Center of Batesville			1	100%	1
CVS AZ5026POCT MESA		1			1
MANHATTAN COLLEGE HEALTH SERVICES		1			1
MEDEXPRESS URGENT CARE-MEADVILLE			1	100%	1
WAKE FOREST MEDICAL CENTER LABORATORY			1	100%	1
LIFESPAN HEALTH - SELMER		1			1
Falmouth By The Sea			1	100%	1
Autumn Care of Suffolk		1			1
MEDIPLUS CLINIC, INC			1	100%	1
CONSULATE HEALTH CARE OF VERO BEACH			1	100%	1
ATMORE COMMUNITY HOSPITAL			1	100%	1
PAUL C SCHWARTZ & MELVIN L WEIDMAN		1			1
Bayou Vista Community Care Center			1	100%	1
MERCY GENERAL HOSPITAL			1	100%	1
CFCH - FROSTPROOF			1	100%	1
UNIVERSITY OF MIAMI PRIMARY CARE SITE UMHC 3039			1	100%	1
NORTH FLORIDA CHILD DEVELOPMENT, INC			1	100%	1
MODERN URGENT CARE			1	100%	1
NULEASE MEDICAL SOLUTIONS			1	100%	1
Waddell Nursing & Rehab Center		1			1
ADVENTHEALTH MEDICAL GROUP UROLOGY AT EAST ORLANDO		1			1
OUCH URGENT CARE			1	100%	1
CROSSROADS URGENT CARE PLLC		1			1
MYCLINIC, INC			1	100%	1
Imperial Healthcare Centre			1	100%	1
FLORIDA MENTOR HODGES CLUSTER			1	100%	1
DORA HOME CARE			1	100%	1
SKIN WELLNESS PHYSICIANS LLC		1			1
ROSE MEDICAL CENTER LAB			1	100%	1
MINUTECLINIC DIAGNOSTICS OF OKLAHOMA		1			1
EASTMAN HEALTHCARE & REHAB		1			1
MOSAIC MEDICAL CENTER MARYVILLE			1	100%	1
CHILTON MEDICAL CENTER		1			1
CARSON NURSING AND REHABILITATION CENTER		1			1
Piqua Manor		1			1
CARE STATION MEDICAL GROUP		1			1
Brookdale Southside			1	100%	1
MEDCARE QUALITY MEDICAL CENTER LLC			1	100%	1
Longwood Community Living Center		1			1
FAU MEMORY & WELLNESS CENTER			1	100%	1
NEMOURS CHILDREN'S PRIMARY CARE			1	100%	1
DORAL KIDNEY CENTER			1	100%	1
FG RAPID RESULTS LLC			1	100%	1

COVID-19: testing by laboratory

Data through Feb 23, 2021 verified as of Feb 24, 2021 at 09:25 AM

Data in this report are provisional and subject to change.

The numbers in the table below represent the number of Florida and non-Florida residents for whom test results were received by the Department of Health. A person can be tested by more than one laboratory and can have both positive and negative results. **Therefore, the sum of the numbers in each column will be larger than the total number of people tested.**

Reporting lab	Inconclusive	Negative	Positive	Percent positive	Total
FLORIDA EPIDEMIOLOGY PROGRAM			1	100%	1
BAPTIST HEALTH PRIMARY CARE AT CUTLER BAY			1	100%	1
Kroger 101 - The Little Clinic Hill Top		1			1
SAINT JOSEPHS HOSPITAL OF ATLANTA			1	100%	1
CRUSADER COMMUNITY HEALTH			1	100%	1
PROGRESSIVE MEDICAL RESEARCH			1	100%	1
GAMMA HEALTHCARE, INC		1			1
MARYWOOD NURSING CARE CENTER		1			1
FLAGLER CARE CENTER			1	100%	1
The Palms Nursing and Rehabilitation		1			1
CONWAY - SHERWOOD URGENT CARE			1	100%	1
SYNERGENE LABORATORY			1	100%	1
ALTA BATES SUMMIT MEDICAL CENTER CLINICAL LAB			1	100%	1
NABI		1			1
WVU MEDICINE - WESTON			1	100%	1
OAKMONT EAST- GREENVILLE SC, LLC		1			1
PASCO COUNTY HEALTH DEPARTMENT			1	100%	1
MEDEXPRESS URGENT CARE - LAWTON		1			1
CVS PA1074POCT KENNETT SQUARE		1			1
Kroger 395 - The Little Clinic Blanchester		1			1
CVS TX10016POCT PRINCETON		1			1
GEORGETOWN URGENT CARE			1	100%	1
UPMC NORTHWEST HOSPITAL			1	100%	1
GOSHEN MEDICAL CENTER			1	100%	1
WELLPATH			1	100%	1
SHAH			1	100%	1
Kroger 523 - The Little Clinic Dickson			1	100%	1
BICKERTON, DAWN		1			1
PALMA CEIA MED GROUP-SWANN		1			1
JACKSONVILLE HEALTH & REHAB		1			1
LEXINGTON HOSPITAL CORPORATION			1	100%	1
NEW ERA COMMUNITY HEALTH CENTER LLC		1			1
MARTIN HEALTH PHYSICIAN GROUP			1	100%	1
GENESIS MICROBIOLOGY LAB		1			1
BHS PHYSICIAN NETWORK			1	100%	1
FRESENIUS KIDNEY CARE FORT WALTON BEACH			1	100%	1
ST VINCENT'S AMBULATORY CARE INC			1	100%	1
Long Beach Care Center			1	100%	1
SYNAPSE ANALYTICAL LABS		1			1
EXACCARE KINGSTON, LLC			1	100%	1
LAMARQUE DIALYSIS			1	100%	1
ROYAL PALM PEDIATRICS			1	100%	1
ASHLEY CLINICAL DIAGNOSTIC LABORATORY			1	100%	1
ENCOMPASS HEALTH REHABILITATION			1	100%	1
HEARTLAND OF ZEPHYRHILLS FL, LLC			1	100%	1
PEDIATRIC ASSOCIATES - MIAMI LAKES		1			1

COVID-19: testing by laboratory

Data through Feb 23, 2021 verified as of Feb 24, 2021 at 09:25 AM

Data in this report are provisional and subject to change.

The numbers in the table below represent the number of Florida and non-Florida residents for whom test results were received by the Department of Health. A person can be tested by more than one laboratory and can have both positive and negative results. **Therefore, the sum of the numbers in each column will be larger than the total number of people tested.**

Reporting lab	Inconclusive	Negative	Positive	Percent positive	Total
CVS IL2798POCT CHICAGO			1	100%	1
BASCOM PALMER EYE INSTITUTE			1	100%	1
CAREHERE HUDSON BAY			1	100%	1
PALM BEACH DIGESTIVE ASSOCIATES			1	100%	1
SWIFTCARE URGENT CARE, PLLC			1	100%	1
BAPTIST HEALTH MEDICAL PLAZA			1	100%	1
WATERS EDGE ELEMENTARY SCHOOL			1	100%	1
Baypoint Healthcare Center			1	100%	1
HATLEY HEALTH CARE, INC		1			1
APS-SUMMIT CARE PHARMACY, LLC DBA OMNICARE		1			1
AL MANI HEALTH INSTUTUTE		1			1
NATION'S BEST CARE HOME HEALTH			1	100%	1
UT HEALTH RIO GRANDE VALLEY PRIMARY CARE AT			1	100%	1
Wedgewood Manor		1			1
MISSOURI DEPT. OF HEALTH			1	100%	1
NSPIRE HEALTHCARE PLANTATION			1	100%	1
CERMAK HEALTH SERVICES			1	100%	1
CLEVELAND CLINIC FLORIDA WAIVED			1	100%	1
NEW YORK STATE DEPTARTMENT OF HEALTH			1	100%	1
HARDIN MEMORIAL HOSPITAL - HEARTLAND PATHOLOGY CONSULTANTS			1	100%	1
ADVANCED RESEARCH AND DIAGNOSTIC LABORATORY UNIVERSITY OF MINNESOTA			1	100%	1
ELKHART GENERAL HOSPITAL			1	100%	1
MEMORIALCARE LONG BEACH MEDICAL CENTER			1	100%	1
Kroger 549 - The Little Clinic Clinton Highway		1			1
1ST MED DOTHAN			1	100%	1
HHCS PHARMACY INC			1	100%	1
USCG AIR STATION CLEARWATER CLINIC			1	100%	1
DOCTORS MEMORIAL HOSP HOME HEALTH CARE		1			1
Virginia Gay Nursing and Rehab		1			1
ELITE MEDICAL LABORATORY SOLUTIONS LLC			1	100%	1
Birmingham Nursing and Rehabilitation East LLC		1			1
JUPITER MEDICAL CENTER INC			1	100%	1
BRITTNEY WHELIHAN IRWIN ARNP LLC			1	100%	1
ATHENS MEDICAL CENTER			1	100%	1
MAHONEY PEDIATRICS PA			1	100%	1
NAVARRO MEDICAL CENTERS LLC			1	100%	1
CVS NE8616POCT LINCOLN		1			1
KANA MEDICAL			1	100%	1
SAINT ALPHONSUS REGIONAL MEDICAL CENTER			1	100%	1
ST MARY'S OF SAGINAW		1			1
BETHESDA ON TURKEY CREEK			1	100%	1
BERKSHIRE MEDICAL CENTER			1	100%	1
Sunnybrook Rehabilitation Center			1	100%	1
Williamstown Commons			1	100%	1
FAITH FAMILY PRACTICE			1	100%	1
UMASS MEMORIAL MEDICAL CENTER, INC		1			1

COVID-19: testing by laboratory

Data through Feb 23, 2021 verified as of Feb 24, 2021 at 09:25 AM

Data in this report are provisional and subject to change.

The numbers in the table below represent the number of Florida and non-Florida residents for whom test results were received by the Department of Health. A person can be tested by more than one laboratory and can have both positive and negative results. **Therefore, the sum of the numbers in each column will be larger than the total number of people tested.**

Reporting lab	Inconclusive	Negative	Positive	Percent positive	Total
ATRIA TAMARAC			1	100%	1
ARIZA WELLNESS CARE LLC			1	100%	1
WEST COAST CLINICAL LABS INC			1	100%	1
HOUSTON DEPARTMENT OF HEALTH AND HUMAN SERVICES			1	100%	1
Mary Anna Nursing Home		1			1
TEMPUS_LABS			1	100%	1
WMC HEALTH GROUP OF KISSIMMEE LLC			1	100%	1
AUGUSTA HEALTH CLINICAL LABORATORY			1	100%	1
Avera Sr. James Care Center		1			1
MEDICAL CENTER			1	100%	1
MISSION HOSPITAL			1	100%	1
JASPER MEMORIAL HOSPITAL		1			1
KEY BISCAYNE PEDIATRIC ASSOCIATES INC			1	100%	1
BAPTIST HOSPITAL LABORATORY			1	100%	1
MEDEXPRESS URGENT CARE - CONWAY		1			1
Alden North Shore			1	100%	1
BEAUMONT REFERENCE LABORATORY			1	100%	1
PROGENESIS INC			1	100%	1
Ravenwood Speciality Care		1			1
FLORIDA DEPARTMENT OF HEALTH IN CITRUS COUNTY		1			1
SUPREME MEDICAL GROUP PLLC			1	100%	1
GULF COUNTY HEALTH DEPARTMENT			1	100%	1
MEDEXPRESS URGENT CARE - RUSSELLVILLE, W MAIN ST		1			1
Kroger 419 - The Little Clinic Farmington/Exeter		1			1
Manassas Health & Rehab			1	100%	1
Jersey City Medical Center		1			1
Niles Nursing and Rehab. Center		1			1
Caldwell Care		1			1
Kroger 929 - The Little Clinic Corryville		1			1
FIRST CARE OF GAINESVILLE			1	100%	1
CVS TX7431POCT ROWLETT		1			1
Glenburn Home		1			1
JACK M MATHENY II MD			1	100%	1
UNIVERSITY OF MARYLAND PATHOLOGY ASSOCIATES			1	100%	1
AUTUMN CARE OF STATESVILLE, LLC		1			1
Orchid Cove at Naples			1	100%	1
MERITER LABORATORIES			1	100%	1
APOLLOMDX LLC			1	100%	1
VITAL CARE			1	100%	1
Kroger 753 - The Little Clinic Goss Avenue		1			1
Manor Care Health Care Services - Williamsport North		1			1
DOCTORS CARE - GREER		1			1
WEST FLORIDA HOSPITAL LABORATORY			1	100%	1
MARTIN MEM FAMILY CARE AT ST LUCIE W			1	100%	1
FOUNDATION LABORATORY			1	100%	1
REHABILITATION CENTER OF SOUTH GEORGIA		1			1

COVID-19: testing by laboratory

Data through Feb 23, 2021 verified as of Feb 24, 2021 at 09:25 AM

Data in this report are provisional and subject to change.

The numbers in the table below represent the number of Florida and non-Florida residents for whom test results were received by the Department of Health. A person can be tested by more than one laboratory and can have both positive and negative results. **Therefore, the sum of the numbers in each column will be larger than the total number of people tested.**

Reporting lab	Inconclusive	Negative	Positive	Percent positive	Total
BAPTIST HOSPITAL EAST			1	100%	1
CYPRESS CREEK DIALYSIS CTR			1	100%	1
FIRST CARE WALK IN CLINIC LLC			1	100%	1
ONslow COUNTY HEALTH DEPARTMENT			1	100%	1
AURORA HEALTH CARE METRO INC			1	100%	1
FAMILY MEDICAL CENTRE			1	100%	1
DAYTONA BEACH DIALYSIS			1	100%	1
CONNECTICUT PEDIATRICS @ CHC		1			1
ALL PRO ORTHOPEDICS & SPORTS MEDICINE, PA			1	100%	1
ABINGTON MEMORIAL HOSPITAL			1	100%	1
Freedom Pointe at The Villages			1	100%	1
CARBON HEALTH			1	100%	1
WRIGHT PATTERSON AFB MEDICAL CENTER			1	100%	1
CORNERSTONE DRUG AND GIFT INC		1			1
SUMMERFIELD PAIN MANAGEMENT			1	100%	1
COLLIER BLVD HMA PHYSICIANS MANAGEMENT LLC			1	100%	1
SHERIDAN AT HOBE SOUND, THE			1	100%	1
SELECT SPECIALTY HOSPITAL - ORLANDO SOUTH			1	100%	1
Regency Square			1	100%	1
Lynwood		1			1
NEW SMYRNA BEACH AMBULATORY CARE CTR			1	100%	1
SANCHEZ CAZAU MEDICAL GROUP			1	100%	1
Crowne Place Assisted Living		1			1
NORDX			1	100%	1
ST MICHAEL'S ELITE MEDICAL HOSPITAL			1	100%	1
FLORIDA HEART AND VASCULAR MULTISPECIALTY GROUP PA			1	100%	1
Kroger 409 - The Little Clinic Hebron Marketplace			1	100%	1
PUBLIX PHARMACY #0332		1			1
VICTORIA PAIN AND REHABILITATION CENTER			1	100%	1
PALOMAR MEDICAL CENTER			1	100%	1
HERNANDO COUNTY HEALTH DEPT			1	100%	1
CHRISTIANA HOSPITAL		1			1
CARESPOT EXPRESS HEALTHCARE BOYNTON BEACH			1	100%	1
PATIENT FIRST-GENERAL BOOTH			1	100%	1
OAKMONT OF UNION SC, LLC		1			1
Kroger - KR001100688			1	100%	1
Kroger - KR062000426			1	100%	1
Hillside Rehab and Care Center			1	100%	1
LAREDO EMERGENCY ROOM			1	100%	1
CHAMBREL AT PINECASTLE			1	100%	1
GENOTOX LABORATORIES		1			1
SOUTH TEXAS HEALTH SYSTEM ER - WARE ROAD			1	100%	1
LAKE SUCCESS EXTENDED CARE		1			1
LABORATORY SERVICES SGHS - CAMDEN		1			1
MINNESOTA DEPARTMENT OF HEALTH LABORATORY			1	100%	1
MEDEXPRESS URGENT CARE - DANVILLE		1			1

COVID-19: testing by laboratory

Data through Feb 23, 2021 verified as of Feb 24, 2021 at 09:25 AM

Data in this report are provisional and subject to change.

The numbers in the table below represent the number of Florida and non-Florida residents for whom test results were received by the Department of Health. A person can be tested by more than one laboratory and can have both positive and negative results. **Therefore, the sum of the numbers in each column will be larger than the total number of people tested.**

Reporting lab	Inconclusive	Negative	Positive	Percent positive	Total
CVS IL8750POCT CHICAGO		1			1
OMNICARE PHARMACY OF TEXAS 1, LP		1			1
IZ MEDICAL		1			1
CARENOW URGENT CARE - SPRING			1	100%	1
BOLLES SCHOOL, THE			1	100%	1
SOPHIA MEDICAL ASSOCIATES, PC			1	100%	1
BOND COUNTY HEALTH DEPARTMENT			1	100%	1
Strasburg Care Center		1			1
Walgreens #5065		1			1
Kroger - KR003400316			1	100%	1
UNIVERSITY URGENT CARE			1	100%	1
EXCEL URGENT CARE OF NJ			1	100%	1
DIMMIT REGIONAL HOSPITAL			1	100%	1
HARRIS URGENT CARE CENTER			1	100%	1
PACE UNIVERSITY HEALTH CARE		1			1
SILVER SPRINGS SHORES DIALYSIS			1	100%	1
GSM OCED Subsection			1	100%	1
SAINT PETE MRI			1	100%	1
CLERMONT PEDIATRICS, PA			1	100%	1
NEW MILFORD HOSPITAL			1	100%	1
LAKE WALES DIALYSIS CENTER			1	100%	1
MEDEXPRESS URGENT CARE - DERBY N ROCK		1			1
WEST PENSACOLA DIALYSIS CENTER			1	100%	1
MID FLORIDA COMMUNITY SERVICES			1	100%	1
LAKE VIEW COURT		1			1
HSRE-ASL CASSELBERRY TRS, LLC			1	100%	1
SPRINGBROOK HOSPITAL			1	100%	1
UMASS MEMORIAL/MARLBORO HOSPITAL			1	100%	1
BNJ		1			1
TAMPA HEALTH CARE PROVIDERS PA		1			1
CARE CONNECTIONS AT HOME LLC			1	100%	1
BAPTIST HEALTH SURGERY CENTER			1	100%	1
BRANDON OUTREACH CLINIC			1	100%	1
PALMETTO BAY MEDICAL CENTER			1	100%	1
MEMORIAL MEDICAL CENTER			1	100%	1
bishop rehabilitation and nursing center		1			1
HOLY CITY MED URGENT CARE			1	100%	1
DEPT OF VA MEDICAL CENTER - MIAMI			1	100%	1
BAPTIST HEALTH PRIMARY CARE AT DORAL			1	100%	1
MINUTE CLINIC LLC #1909		1			1
RIVERSIDE COUNTY PUBLIC HEALTH LABORATORY			1	100%	1
SISTERS MISSION			1	100%	1
WW Chem Auto SS			1	100%	1
COLOMBO'S PHARMACY		1			1
Ashland Place Health and Rehabilitation, LLC		1			1
MARLBORO URGENT CARE		1			1

COVID-19: testing by laboratory

Data through Feb 23, 2021 verified as of Feb 24, 2021 at 09:25 AM

Data in this report are provisional and subject to change.

The numbers in the table below represent the number of Florida and non-Florida residents for whom test results were received by the Department of Health. A person can be tested by more than one laboratory and can have both positive and negative results. **Therefore, the sum of the numbers in each column will be larger than the total number of people tested.**

Reporting lab	Inconclusive	Negative	Positive	Percent positive	Total
EH FARGO HOSPITAL LABORATORY			1	100%	1
Walgreens #9890		1			1
ABRAKIDABRA KIDS CLINIC			1	100%	1
MAINE HEALTH AND ENVIRONMENTAL TESTING LABORATORY			1	100%	1
CHIPLEY DIALYSIS			1	100%	1
PEACHEALTH LABORATORIES		1			1
MARQUETTE GENERAL HOSPITAL			1	100%	1
Moab Regional Hospital			1	100%	1
Glen Oaks Health and REhabilitation		1			1
Wildwood Healthcare		1			1
FAMILY MEDICAL CENTER OF HOLLYWOOD PA			1	100%	1
Kroger 968 - The Little Clinic Colerain Township		1			1
ODYSSEY HEALTH CARE OF MARION COUNTY LLC		1			1
HEART HOSPITAL OF LAFAYETTE: EMERGENCY ROOM			1	100%	1
MINUTECLINIC LLC (2335)		1			1
FAIRFIELD MEDICAL CENTER			1	100%	1
DEVITA		1			1
ADVANCE CARDIOVASCULAR IMAGING, INC			1	100%	1
BAYFRONT HEAL WOUND CARE AND HYPERBARIC CENTER			1	100%	1
Ash Flat Healthcare and Rehabilitation Center			1	100%	1
BREVARD COUNTY JAIL			1	100%	1
WALGREENS # 12338		1			1
DR JAMES D FORBES FAMILY CARE CENTER			1	100%	1
UNLIMITED MEDICAL SERVICES OF FL PL DBA		1			1
ST JOHNS MEDICAL CENTER		1			1
BROOKSVILLE REGIONAL HOSPITAL			1	100%	1
ST VINCENTS OUTPATIENT IMAGING		1			1
CVS AZ3749POCT GOODYEAR		1			1
DOCTORS AFTER HOURS URGENT CARE CENTER			1	100%	1
TITUSVILLE TOWERS ASSISTED LIVING		1			1
Kroger 777 - The Little Clinic Shelbyville		1			1
Kroger 519 - The Little Clinic Staples Mill Road		1			1
BLOSSOMS ASSISTED LIVING 1 LLC			1	100%	1
Dulles Health and Rehab Center		1			1
HALIFAX FAMILY HEALTH CENTER			1	100%	1
SACRED HEART HEALTH SYSTEMS INC			1	100%	1
Shoreline Care Center			1	100%	1
SPECIALTY DRUG TESTING			1	100%	1
Manor Care Health Services- Wilmington			1	100%	1
HIGHLAND PARK LAKEWOOD PRESTON HOLLOW			1	100%	1
ABSOLUTE QUICK CARE			1	100%	1
MIAMI CEREBRAL PALSY RESIDENTIAL			1	100%	1
CITRUS DERMATOLOGY			1	100%	1
Portsmouth Health and Rehab			1	100%	1
Medicalodges Neosho			1	100%	1
CARINGPLUS HOMECARE LLC			1	100%	1

COVID-19: testing by laboratory

Data through Feb 23, 2021 verified as of Feb 24, 2021 at 09:25 AM

Data in this report are provisional and subject to change.

The numbers in the table below represent the number of Florida and non-Florida residents for whom test results were received by the Department of Health. A person can be tested by more than one laboratory and can have both positive and negative results. **Therefore, the sum of the numbers in each column will be larger than the total number of people tested.**

Reporting lab	Inconclusive	Negative	Positive	Percent positive	Total
OCEAN MEDICAL CENTER		1			1
Courtenay Springs Village			1	100%	1
WALGREENS #15291		1			1
SACRED HEART HEALTH SYSTEM- MIDWIFE PROGRAM			1	100%	1
TAMPA GENERAL MEDICAL GROUP LABORATORY HEALTHPARK			1	100%	1
HUNTSVILLE HOSPITAL			1	100%	1
Broomall Manor		1			1
WELLINGTON WEST 100176			1	100%	1
SOUTHWEST FLORIDA DIVISION LAB			1	100%	1
CORPORATION OF AMERICA		1			1
HEALTH CARE SERVICES LC			1	100%	1
HIRAM COLLEGE HEALTH CENTER (ABBOTT)		1			1
LRGHEALTHCARE		1			1
NEVADA DEPARTMENT OF HEALTH AND HUMAN SERVICES			1	100%	1
CARDIAC AND VASCULAR CONSULTANTS MD PA		1			1
SUN CITY DIAGNOSTIC CENTER			1	100%	1
CURA LABORATORY SERVICES			1	100%	1
MEMORIAL HOSPITAL OF TAMPA			1	100%	1
Cooperstown Center for Nursing and Rehabilitation		1			1
ASHLEY PEDICATRICS DAY AND NIGHT CLINIC			1	100%	1
DUKE UNIVERSITY POINT OF CARE TESTING PROGRAM			1	100%	1
ORMOND BEACH DIALYSIS			1	100%	1
WINCHESTER HOSPITAL			1	100%	1
MED TECH CLINICAL LABORATORY		1			1
American Fork Care Center dba Heritage Care Center		1			1
NANCY M WORTHINGTON MD PA			1	100%	1
CVS TX1057POCT SAN ANTONIO		1			1
FAMILY MEDICAL CENTERS			1	100%	1
MULTICARE PHYSICIANS			1	100%	1
LAKE COMMUNITY ACTION AGENCY		1			1
ADVENTHEALTH SENIOR CARE AT ORMOND			1	100%	1
ASSOCIATES IN INTERNAL MEDICINE PA			1	100%	1
MOBILE INFIRMARY MEDICAL CENTER			1	100%	1
MEDEXPRESS URGENT CARE - BENTONVILLE		1			1
Arlington Care Center			1	100%	1
PALM BEACH COUNTY HEALTH DEPT.			1	100%	1
KETTERING MEDICAL CENTER			1	100%	1
AVERA SACRED HEART HOSPITAL			1	100%	1
CVS TX3292POCT WYLIE		1			1
ST ANTHONY COMMUNITY HOSPITAL LAB		1			1
NORTH OKALOOSA CLINIC CORP		1			1
ENT & ALLERGY ASSOCIATES, LLP - SLEEPY HOLLOW (ABBOTT)		1			1
INDIGO PALMS			1	100%	1
SUSAN F. WILLIAMS M.D., P.A.			1	100%	1
KEATING SPORTS CENTER		1			1
Kroger - KR070600172		1			1

COVID-19: testing by laboratory

Data through Feb 23, 2021 verified as of Feb 24, 2021 at 09:25 AM

Data in this report are provisional and subject to change.

The numbers in the table below represent the number of Florida and non-Florida residents for whom test results were received by the Department of Health. A person can be tested by more than one laboratory and can have both positive and negative results. **Therefore, the sum of the numbers in each column will be larger than the total number of people tested.**

Reporting lab	Inconclusive	Negative	Positive	Percent positive	Total
DECATUR MORGAN HOSPITAL - DECATUR GENE		1			1
ABSOLUTE CAREGIVERS HOME HEALTH AGENCY INC			1	100%	1
GOOD SAMARITAN SOCIETY - DE SMET		1			1
BARRINGTON TERRACE NAPLES			1	100%	1
CIMA MEDICAL CENTER			1	100%	1
Heritage of Red Cloud		1			1
BLACKBAG DIGITAL HEALTH LLC		1			1
Garden Villa Bedford		1			1
SOUTH FLORIDA URGENT CARE CENTERS, LLC			1	100%	1
FREDERICK MEMORIAL HOSPITAL			1	100%	1
PORTSMOUTH REG. HOSPITAL			1	100%	1
COSTCO PHARMACY #1023			1	100%	1
MEDICAL ASSOCIATES OF CARTER		1			1
YOUR HEALTH PEDIATRICS INC			1	100%	1
SPORTS MEDICINE CLINIC - U OF WYOMING			1	100%	1
FLORIDA HOSPITAL TRANSPLANT CENTER		1			1
ONPOINT URGENT CARE			1	100%	1
Grays Harbor Health and Rehabilitation		1			1
WALGREENS #15495			1	100%	1
Lenbrook		1			1
INTEGRATED GENETICS SEQUENOM		1			1
PENNY PEDIATRICS		1			1
CENTRAL TX URGENT CARE			1	100%	1
NORTH SHORE HEMATOLOGY-ONCOLOGY ASSOCIATES		1			1
TMH PHYSICIAN PARTNERS WAKULLA			1	100%	1
IVAN, MAYA			1	100%	1
JOHNSON MEDICAL SERVICES			1	100%	1
HENRICO DOCTOR'S LABORATORY			1	100%	1
MEDEXPRESS URGENT CARE-BRENTWOOD		1			1
STANLY REGIONAL MEDICAL CENTER			1	100%	1
NORTH CAROLINA STATE LABORATORY OF PUBLIC HEALTH, SPECTRUM LAB NETWORK			1	100%	1
CENTRAL FLORIDA MEDICAL CARE			1	100%	1
CVS IL2297144CV CHICAGO		1			1
CAROMONT HEALTH			1	100%	1
HAWAII DEPARTMENT OF HEALTH LAB			1	100%	1
FLORIDA STATE UNIVERSITY HEALTH SERVICES			1	100%	1
STATE OF ALASKA			1	100%	1
UNIVERSITY OF NORTH CAROLINA HOSPITALS			1	100%	1
PEDIATRIC ASSOCIATES OF ORLANDO			1	100%	1
SOMA MEDICAL CENTER PA #3 GREENACRES			1	100%	1
Summit Medical Group Morristown Oncology		1			1
YOUTH HEALTH CENTER OF HUNTINGTON		1			1
KIDSVILLE PEDIATRICS III PA			1	100%	1
ALABAMA REFERENCE LAB			1	100%	1
Highland Ave. Eye Clinic		1			1
Good Samaritan Society - Albion		1			1

COVID-19: testing by laboratory

Data through Feb 23, 2021 verified as of Feb 24, 2021 at 09:25 AM

Data in this report are provisional and subject to change.

The numbers in the table below represent the number of Florida and non-Florida residents for whom test results were received by the Department of Health. A person can be tested by more than one laboratory and can have both positive and negative results. **Therefore, the sum of the numbers in each column will be larger than the total number of people tested.**

Reporting lab	Inconclusive	Negative	Positive	Percent positive	Total
West Bay of Tampa Center			1	100%	1
NORTH WEST FLORIDA DIAGNOSTIC ENOCRINOLOGY CLINIC			1	100%	1
RIVERSIDE REGIONAL MED CENTER			1	100%	1
PLEASANT RIDGE MANOR WEST		1			1
CLINICAL TRIALS OF TAMPA LLC		1			1
MERCY HOME		1			1
CARDIOLOGY AND FITNESS MEDICINE		1			1
ALL PEDIATRIC CARE PA			1	100%	1
NEW YORK PRESBYTERIAN HOSPITAL			1	100%	1
ESOTERIC LAB			1	100%	1
WALGREENS NO 10512			1	100%	1
YUMA REGIONAL MEDICAL CENTER			1	100%	1
CVS NH1004POCT SALEM			1	100%	1
LONESTAR 24HRER MANAGEMENT LLC DBA LONESTAR 24HRER			1	100%	1
Kroger 629 - The Little Clinic Cartersville, GA Hwy 41		1			1
PASTEUR MEDICAL CENTER LLC		1			1
MINUTECLINIC # 21110			1	100%	1
THOMAS HOSPITAL			1	100%	1
ENCORE AT BOCA RATON, THE			1	100%	1
ORMC-ARDEN/EOI			1	100%	1
INHEALTH LIFE SCIENCES LLC			1	100%	1
Consulate Health Care of Tallahassee			1	100%	1
Towne Manor West		1			1
VA Texas Valley Coastal Bend Harlingen HCC		1			1
DEERFIELD BEACH REHABILITATION AND NURSING			1	100%	1
Parkside Manor		1			1
VAULT MEDICAL SERVICES			1	100%	1
ADVENTHEALTH HOME CARE WATERMAN			1	100%	1
MID-FLORIDA CANCER CENTERS		1			1
PALM COAST DIALYSIS		1			1
AVALON MEDICAL GROUP			1	100%	1
ST FRANCIS MEDICAL CENTER			1	100%	1
NORTHEAST TEXAS DIALYSIS		1			1
TRIPLE O MEDICAL SERVICES INC			1	100%	1
DAUGHTERS OF SARAH NURSING CENTER		1			1
ADVANTA LABS, LLC		1			1
TMH PHYSICIAN PARTNERS			1	100%	1
Kroger 923 - The Little Clinic Centerville		1			1
CVS CT1109POCT BETHEL		1			1
SOUTH DADE NURSING & REHABILITATION CENTER			1	100%	1
SHP WESTCHESTER LLC		1			1
VIVIAN SIMMONS FAMILY PRACTICE			1	100%	1
BETHESDA HOSPITAL			1	100%	1
Mountain City Care and Rehabilitation Center		1			1
PROVIDENCE PORTLAND MEDICAL CENTER		1			1
AVON PARK CLUSTER		1			1

COVID-19: testing by laboratory

Data through Feb 23, 2021 verified as of Feb 24, 2021 at 09:25 AM

Data in this report are provisional and subject to change.

The numbers in the table below represent the number of Florida and non-Florida residents for whom test results were received by the Department of Health. A person can be tested by more than one laboratory and can have both positive and negative results. **Therefore, the sum of the numbers in each column will be larger than the total number of people tested.**

Reporting lab	Inconclusive	Negative	Positive	Percent positive	Total
CHI ST. LUKE'S HEALTH BCM MEDICAL CENTER			1	100%	1
DIGNITY HEALTH GOHEALTH		1			1
MEDEXPRESS URGENT CARE - TOPEKA, SW WANAMAKER RD		1			1
LSU MEDICAL CENTER			1	100%	1
BEST CARE COMMUNITY AND FAMILY HEALTH CENTER INC			1	100%	1
VIRGINIA UROLOGY		1			1
CELEBRATION FAMILY PHYSICIANS LLC			1	100%	1
GOOD SAMARITAN HOSPITAL			1	100%	1
CORPUS CHRISTI MEDICAL CENTER			1	100%	1
Kroger 49 - The Little Clinic Wichita - 21st St.			1	100%	1
MIL LAKE HEALTHCARE CENTER INC PEDIATRICS			1	100%	1
CVS OH3980POCT KENT		1			1
ST. MICHAEL'S ELITE HOSPITAL			1	100%	1
LABTEST LLC LABTEST DIAGNOSTICS			1	100%	1
SHAW MEDICAL GROUP LLC			1	100%	1
SOUTHERN WINDS			1	100%	1
UNITED HEALTHCARE			1	100%	1
COUNTRYSIDE PEDIATRIC CARE PA			1	100%	1
BREVARD FAMILY WALK IN CLINIC			1	100%	1
NORTH PALM BEACH DIALYSIS CENTER			1	100%	1
BRUSHY CREEK FAMILY HOSPITAL			1	100%	1
Kroger 907 - The Little Clinic Holland		1			1
NORTHEAST GEORGIA HEALTH SYSTEM			1	100%	1
CHI ST VINCENT LITTLE ROCK DIAGNOSTIC CLINIC			1	100%	1
ATHENA PLASTIC SURGERY		1			1
RESTORE MEDICAL PARTNERS PLLC			1	100%	1
COMMONWEALTH OF VIRGINIA DIVISION OF CONSOLIDATED LABORATORY SERVICES			1	100%	1
SUNCOAST COMMUNITY HEALTH CENTERS INC		1			1
BUFFALO VAMC			1	100%	1
SKY LAKES MEDICAL CENTER		1			1
BLACKBERRY CENTER, THE		1			1
DW MCMILLAN MEMORIAL HOSPITAL LABORATORY			1	100%	1
SAN JOSE CLINIC		1			1
PALM BEACH COUNTY SHERIFF OFFICE			1	100%	1
LANGLADE			1	100%	1
HAVASU REGIONAL MEDICAL CENTER			1	100%	1
UNIVERSITY PLACE NURSING CENTER		1			1
WATERTOWN URGENT CARE		1			1
PHOEBE PRIMARY CARE CAMILLA			1	100%	1
TREASURE COAST MEDICAL CONCIERGE LLC			1	100%	1
HCA HOUSTON ER 24/7			1	100%	1
THE HOSPITALS OF PROVIDENCE EMERGENCY ROOM			1	100%	1
GALVESTON COUNTY HEALTH DISTRICT			1	100%	1
ABBOTT LABORATORIES - OCCUPATIONAL HEALTH SERVICES			1	100%	1
BAPTIST HEALTH EXPRESS CARE			1	100%	1
CEPERO PEDIATRICS PA			1	100%	1

COVID-19: testing by laboratory

Data through Feb 23, 2021 verified as of Feb 24, 2021 at 09:25 AM

Data in this report are provisional and subject to change.

The numbers in the table below represent the number of Florida and non-Florida residents for whom test results were received by the Department of Health. A person can be tested by more than one laboratory and can have both positive and negative results. **Therefore, the sum of the numbers in each column will be larger than the total number of people tested.**

Reporting lab	Inconclusive	Negative	Positive	Percent positive	Total
PALM WEST INTERNIST PA			1	100%	1
CIRRUS DX			1	100%	1
CLINICAL CARE, INC			1	100%	1
Louis Stokes Cleveland VA - Midtown Dialysis Center		1			1
URGENT TEAM MANAGEMENT OF TENNESSEE, L			1	100%	1
TREASURE COAST COMMUNITY HEALTH INC			1	100%	1
PRIMARY & URGENT CARE CENTERS			1	100%	1
ADVANCE MD CARE			1	100%	1
VENETIAN GARDENS		1			1
INHEALTH LIFE SCIENCES			1	100%	1
DEACONESS URGENT CARE CENTER			1	100%	1
ARIZONA STATE LABORATORY			1	100%	1
CMC MERCY LABORATORY			1	100%	1
ASCENSION ST VINCENT'S - WESTSIDE			1	100%	1
PEDIATRIC PARTNERS ZEPHYRHILLS			1	100%	1
AFFILIATED LABORATORIES INC			1	100%	1
ENZO LABS INC			1	100%	1
CULVER CITY URGENT CARE			1	100%	1
LABTOX LABORATORIES			1	100%	1
TEXAS HEALTH HARRIS METHODIST HOSPITAL			1	100%	1
EAST COAST INSTITUTE FOR RESEARCH LLC			1	100%	1
Kroger 588 - The Little Clinic Thompsons Station		1			1
MINUTECLINIC DIAGNOSTIC OF KANSAS, PC		1			1
MID FLORIDA DERMATOLOGY ASSOCIATES PA			1	100%	1
ENCOMPASS HEALTH REHABILITATION HOSPITAL OF MIAMI			1	100%	1
PROGRESSIVE URGENT CARE, PC			1	100%	1
WOODHILLS LABS			1	100%	1
HOUSTON MEDICAL CENTER			1	100%	1
LAB PLUS, LLC AT ASCENSION SAINT THOMA		1			1
SUPERKIDS PEDIATRICS			1	100%	1
CVS OH4300POCT STRONGSVILLE		1			1
OKLAHOMA BLOOD INSTITUTE			1	100%	1
CVS NC3853POCT BURLINGTON		1			1
ST CATHERINE HOSPITAL LABORATORY			1	100%	1
CVS NV5286POCT HENDERSON		1			1
PREMIER PEDIATRICS LLC			1	100%	1
FRASER MEMORIAL HOSPITAL			1	100%	1
PRINCIPLE LABORATORY			1	100%	1
LAKE REGIONAL HEALTH			1	100%	1
UT HEALTH RGV CLINICAL LABORATORY			1	100%	1
MOSOLF PEDIATRICS PA			1	100%	1
The Carrington		1			1
CVS OH4359POCT HUDSON		1			1
Life Care Center of Paradise Valley		1			1
NORTHEAST FLORIDA HEALTH SERVICES			1	100%	1
KIOSK MEDICINE KENTUCKY LLC		1			1

COVID-19: testing by laboratory

Data through Feb 23, 2021 verified as of Feb 24, 2021 at 09:25 AM

Data in this report are provisional and subject to change.

The numbers in the table below represent the number of Florida and non-Florida residents for whom test results were received by the Department of Health. A person can be tested by more than one laboratory and can have both positive and negative results. **Therefore, the sum of the numbers in each column will be larger than the total number of people tested.**

Reporting lab	Inconclusive	Negative	Positive	Percent positive	Total
CVS MI8091POCT FRASER		1			1
THE NEW JEWISH HOME		1			1
COVENANT HEALTH		1			1
Bay View Nursing and Rehabilitation Center			1	100%	1
CVS IN6555POCT BROWNSBURG		1			1
Harris Hill Nursing Facility		1			1
PREMIER MOBILE HEALTH SERVICES, LLC			1	100%	1
Country View of Sunbury			1	100%	1
ADVANCED LABORATORY SERVICES			1	100%	1
15 TO KNOW			1	100%	1
ROSLYN INTERNAL MEDICINE		1			1
MEMORIAL HOSPITAL WEST			1	100%	1
Smg At Bridgewater Family Medicine		1			1
SELF REGIONAL HEALTHCARE			1	100%	1
BIOMAT ORLANDO		1			1
MOUNT ST MARYS HOSPITAL OF NIAGARA FALLS			1	100%	1
CVS IL5797POCT CAROL STREAM		1			1
MEDEXPRESS URGENT CARE - PATRICK STREE			1	100%	1
DELAWARE DEPARTMENT OF HEATH			1	100%	1
NHC HealthCare St. Charles		1			1
FREDERICK AVENUE GROUP HOME		1			1
Cornerstone at the Ranch		1			1
CVS MA41POCT TAUNTON		1			1
MIAMI-DADE COUNTY HEALTH DEPT.		1			1
LABORATORIO BUENA SALUD			1	100%	1
ADVENTHEALTH MEDICALGROUP PEDIATRICS AT ORLANDO		1			1
Kroger 407 - The Little Clinic Lexington		1			1
CAPSTONE REHABILITATION AND HEALTHCARE		1			1
ADDINGTON PLACE EAST LAKE		1			1
CVS AZ5892POCT LAVEEN		1			1
MEDICAL EXAMINERS OFFICE, LEESBURG			1	100%	1
AFTER HOURS CLINIC			1	100%	1
ACCESS MEDICAL GROUP OF TAMPA INC			1	100%	1
KROGER 785 - THE LITTLE CLINIC DIXIE HWY		1			1
NF Escambia, LLC DBA Olive BranchHealth and Rehabilitaion Center			1	100%	1
Wetumpka Health and Rehab, LLC		1			1
ST JOHN'S HOME CARE			1	100%	1
UF HEALTH THE VILLAGES			1	100%	1
RAMBAM URGENT CARE			1	100%	1
RML PHARMACY PC		1			1
SELECT MEDICAL CLINIC			1	100%	1
ADVANCED CARDIOVASCULAR DIAGNOSTICS OF FL			1	100%	1
EDWARD HOSPITAL			1	100%	1
LAB TEST KENDALL LLC		1			1
AUTUMN HOUSE			1	100%	1
Kroger 527 - The Little Clinic Hwy 70 S.		1			1

COVID-19: testing by laboratory

Data through Feb 23, 2021 verified as of Feb 24, 2021 at 09:25 AM

Data in this report are provisional and subject to change.

The numbers in the table below represent the number of Florida and non-Florida residents for whom test results were received by the Department of Health. A person can be tested by more than one laboratory and can have both positive and negative results. **Therefore, the sum of the numbers in each column will be larger than the total number of people tested.**

Reporting lab	Inconclusive	Negative	Positive	Percent positive	Total
BAPTIST ASI			1	100%	1
MED CHOICE CENTER OF NORTH MIAMI			1	100%	1
PENINSULA REGIONAL MED CTR LAB			1	100%	1
TENNOVA ER - SANGO			1	100%	1
CENTRAL JERSEY URGENT CARE OF GREEN BR		1			1
BLANCHARD VALLEY HOSPITAL LABORATORY			1	100%	1
BOCA CIEGA CENTER			1	100%	1
CAREFIRST URGENT CARE - BEECHMONT			1	100%	1
OMAHA VA MEDICAL CENTER			1	100%	1
PEDRO MENENDEZ HEALTH CENTER AT ST JOHNS			1	100%	1
MIDDLETON PEDIATRICS			1	100%	1
BAPTIST MEDICAL PLAZA AT WESTCHESTER			1	100%	1
MANCHESTER COMMONS		1			1
ST. LUKE'S HOSPITAL			1	100%	1
HEALTH PLUS SUNRISE MEDICAL OFFICE			1	100%	1
FHPG INTERNAL MEDICINE OF BRANDON			1	100%	1
WEST BOYNTON DIALYSIS			1	100%	1
NORTHSIDE FAMILY MEDICINE AND URGENT CARE (CUMMING)		1			1
GARDEN VIEW CARE CENTER		1			1
Chateau Living Center			1	100%	1
CONCIERGE INTERNAL MEDICINE ASSOCIATES			1	100%	1
RAJ K PAI MD PA			1	100%	1
WINDSOR MANOR			1	100%	1
Accordius Health at Gastonia			1	100%	1
Garden View Care Center at Dougherty Ferry		1			1
LABORATORIO MEDICO CENTRAL CONDOMINO MD			1	100%	1
THE TOLEDO HOSPITAL			1	100%	1
SPECTRUM LABORATORY			1	100%	1
LAKE VISTA DIALYSIS			1	100%	1
Kroger 895 - The Little Clinic Green Hills		1			1
Kroger 550 - The Little Clinic Bellevue		1			1
MED-LAKE LABORATORY, LLC			1	100%	1
ULTIMATE KIDNEY CARE			1	100%	1
MINUTECLINIC DIAGNOSTIC OF NH, LLC (CL		1			1
NEMOURS CHILDRENS URGENT CARE			1	100%	1
CVS CA9103POCT ESCONDIDO		1			1
TEXAS HEALTH ARLINGTON MEMORIAL		1			1
NORWALK HOSPITAL			1	100%	1
Riverside Nursing & Rehabilitation Center		1			1
MAYO MEDICAL LABORATORIES			1	100%	1
CHILDRENS HEALTHCARE CTE OF NORTHERN		1			1
Kroger 698 - The Little Clinic 14th Street/Bell		1			1
AML DIAGNOSTICS- ADV TESTING IN METABOLIC MEDICINE			1	100%	1
Kroger 086 - The Little Clinic Broomfield-Sheridan		1			1
PROVIDENCE HOSPITAL			1	100%	1
PERRY COUNTY NURSING HOME		1			1

COVID-19: testing by laboratory

Data through Feb 23, 2021 verified as of Feb 24, 2021 at 09:25 AM

Data in this report are provisional and subject to change.

The numbers in the table below represent the number of Florida and non-Florida residents for whom test results were received by the Department of Health. A person can be tested by more than one laboratory and can have both positive and negative results. **Therefore, the sum of the numbers in each column will be larger than the total number of people tested.**

Reporting lab	Inconclusive	Negative	Positive	Percent positive	Total
MEDONE URGENT CARE			1	100%	1
MADISON AT OVIEDO			1	100%	1
WINNIFRED ASSISTED LIVING FACILITY INC		1			1
Fulton County Medical Center Long Term Care			1	100%	1
TEXAS HEALTH ARLINGTON MEMORIAL HOSPITAL			1	100%	1
CHRISTUS GOOD SHEPHERD MEDICAL CENTER			1	100%	1
PARKWAY REGIONAL MEDICAL CENTER LAB			1	100%	1
Integrity Healthcare of Carbondale			1	100%	1
SUNY AT STONY BROOK			1	100%	1
MED-LAKE LABORATORY			1	100%	1
WESTERN NEW YORK IMMEDIATE MEDICAL CAR		1			1
SC-GA2018 MCCORMICK REHAB & HEALTHCARE		1			1
BAPTIST HEALTH SURGERY CENTER AT NORTHPOINT			1	100%	1
Court House Center		1			1
QC LABORATORY			1	100%	1
PENROSE HOSPITAL			1	100%	1
Kroger 705 - The Little Clinic Richmond		1			1
Kroger 539 - The Little Clinic Memorial Blvd.		1			1
The Center at Centennial			1	100%	1
AURORA CONSOLIDATED LABORATORY			1	100%	1
LITTLE COMPANY OF MARY HOSPITAL			1	100%	1
Rio Grande City Nursing and Rehab Center			1	100%	1
ANDREWS			1	100%	1
PM PEDIATRICS PC			1	100%	1
QUALITY LAB			1	100%	1
LOURDES URGENT CARE			1	100%	1
ASCARATE DIALYSIS			1	100%	1
ADVENTHEALTH PHYSICIAN GROUP – APPLEWOOD			1	100%	1
ALLEGANY COUNTY DEPARTMENT OF HEALTH		1			1
Hillside Manor Rehabilitation and Extended Care Center		1			1
ROCKLEDGE HEALTH & REHABILITATION CENTER			1	100%	1
PRACTITIONERS IN MOTION			1	100%	1
ALLIANCE LABORATORY SERVICES			1	100%	1
PULMONARY MEDICINE		1			1
FLAGLER COUNTY BOARD OF COUNTY COMMISSIONERS			1	100%	1
A.G. Rhodes		1			1
DISCOVERY AT HOME, LLC			1	100%	1
MARTIN ARMY COMMUNITY HOSPITAL			1	100%	1
HANCOCK REGIONAL HOSPITAL		1			1
Oakview Manor Health and Rehab		1			1
CLINTON DRUG STORE		1			1
MEDEXPRESS URGENT CARE CHICOPEE			1	100%	1
Riviera Health Resort		1			1
THE CLINIC ON SIXTH			1	100%	1
PLANT CITY FAMILY CARE		1			1
CSI LABORATORIES FLORIDA			1	100%	1

COVID-19: testing by laboratory

Data through Feb 23, 2021 verified as of Feb 24, 2021 at 09:25 AM

Data in this report are provisional and subject to change.

The numbers in the table below represent the number of Florida and non-Florida residents for whom test results were received by the Department of Health. A person can be tested by more than one laboratory and can have both positive and negative results. **Therefore, the sum of the numbers in each column will be larger than the total number of people tested.**

Reporting lab	Inconclusive	Negative	Positive	Percent positive	Total
Central Alabama Veterans HCS - East Campus		1			1
CLINICAL LABORATORY DEPARTMENT			1	100%	1
Community Care Center of Heritage House, LLC			1	100%	1
ORANGE PEDIATRICS PA			1	100%	1
Rehab Select of Talladega		1			1
Lenawee Medical Care Facility		1			1
PASTEUR MEDICAL HIALEAH GARDEN LLC			1	100%	1
KENNEDY BOULEVARD DIALYSIS			1	100%	1
PRIMARY CARE GROUP LLC		1			1
SPARTA HEALTH & REHAB		1			1
MEDEXPRESS URGENT CARE - WESTFIELD, E MAIN ST			1	100%	1
EXPRESS WALK IN MEDICAL CENTER			1	100%	1
FALKVILLE HEALTHCARE		1			1
CVS AZ33POCT TEMPE		1			1
HOLYOKE MEDICAL CENTER			1	100%	1
MORSELIFE HOME CARE INC			1	100%	1
SYCAMORE MEDICAL CENTER-KETTERING HEALTH NETWORK			1	100%	1
LAB. CORP. OF AMERICA			1	100%	1
MARYWOOD HEIGHTS		1			1
LabCorp L#09258295 M#09258285			1	100%	1
BALLAD HEALTH MEDICAL ASSOCIATES URGENT CARE			1	100%	1
INDIAN RIVER CLINICAL LABORATORY, INC.		1			1
LOPEZ		1			1
URGENTMED PLANTATION			1	100%	1
Birmingham Nursing & Rehab Center		1			1
UF HEALTH - WILDLIGHT			1	100%	1
KINGWOOD EMERGENCY CENTER			1	100%	1
PREMIUM HOME HEALTH CARE INC			1	100%	1
MINUTECLINIC DIAGNOSTIC, PA		1			1
OHSU LABORATORY SERVICES		1			1
MISSISSIPPI VALLEY REGIONAL BLOOD CENTER			1	100%	1
CONTINENTAL HOME HEALTH CARE INC			1	100%	1
C V S / PHARMACY #4396		1			1
CITRONELLE HEALTH AND REHABILITATION CENTER		1			1
Lutheran Community at Telford		1			1
HEALTH ALLIANCE			1	100%	1
CATHEDRAL GERONTOLOGY CENTER DBA CATHEDRAL CARES			1	100%	1
CLARKSVILLE MANOR INC		1			1
EPIC CARE PHARMACY		1			1
CENTRAL ALABAMA HEALTH CARE SYSTEM			1	100%	1
SONORAN DESERT PATHOLOGY			1	100%	1
KID FIXERS		1			1
VETERANS AFFAIRS MEDICAL CENTER - EAST ORANGE			1	100%	1
CHP COVID-19 (TX)			1	100%	1
ST. MARY MEDICAL CENTER		1			1
SV MOBILE HEALTH			1	100%	1

COVID-19: testing by laboratory

Data through Feb 23, 2021 verified as of Feb 24, 2021 at 09:25 AM

Data in this report are provisional and subject to change.

The numbers in the table below represent the number of Florida and non-Florida residents for whom test results were received by the Department of Health. A person can be tested by more than one laboratory and can have both positive and negative results. **Therefore, the sum of the numbers in each column will be larger than the total number of people tested.**

Reporting lab	Inconclusive	Negative	Positive	Percent positive	Total
LCMC LAB SUBSECTION		1			1
THYROID SPECIALTY LABORATORY			1	100%	1
EAST RIDGE RETIREMENT VILLAGE INC		1			1
Kroger 465 - The Little Clinic Oakley		1			1
OCEANVIEW NURSING AND REHABILITAION CENTER			1	100%	1
Seal Rock Healthcare		1			1
BRISTOL CHILDRENS CLINIC			1	100%	1
Heritage Health of Peru			1	100%	1
KINGWOOD EMERGENCY HOSPITAL			1	100%	1
UMMC MIDTOWN CAMPUS			1	100%	1
UHEALTH CORAL SPRINGS			1	100%	1
ALAFAYA WOODS FAMILY MEDICAL CENTER		1			1
NEW ULM MEDICAL CENTER			1	100%	1
BRADENTON DIALYSIS			1	100%	1
PREVENTIVE CARDIOLOGY AND INTERNAL MEDICINE ASSOCI			1	100%	1
METHODISM MIDLOTHIAN MEDICAL CENTER			1	100%	1
FAMILY PRACTICE ASSOCIATES		1			1
MD NOW URGENT CARE			1	100%	1
Gulf Coast health and Rehabilitation, LLC		1			1
Kroger - KRO03500568			1	100%	1
SPEARE MEMORIAL HOSPITAL			1	100%	1
NEW ERA HEALTH CENTER INC		1			1
ORDRS, INC.			1	100%	1
SPINE & PAIN CONSULTANT PLLC		1			1
Woodstock Nursing and Rehabilitation Center		1			1
SUTTER GOULD MEDICAL FOUNDATION			1	100%	1
LARKIN COMMUNITY HOSPITAL PALM SPRINGS CAMPUS			1	100%	1
ELLIS HOSPITAL URGENT CARE CENTER LAB		1			1
WEXFORD HEALTH SOURCES INC		1			1
Princeton Place			1	100%	1
HOSPICE OF MARION COUNTY INC			1	100%	1
DEL PRADO MEDICAL CENTER, INC		1			1
NORTH FL SOUTH GA HCS-LAKE CITY			1	100%	1
ACCURATE HEALTH SERVICES CORP			1	100%	1
SOWAL HEALTH & DRUG			1	100%	1
OMNI HEALTHCARE INC			1	100%	1
PANCARE HEALTH - BRUCE			1	100%	1
BATESVILLE - SHERWOOD URGENT CARE			1	100%	1
PCR DIAGNOSTICS			1	100%	1
LEHIGH PULMONARY ASSOCIATES			1	100%	1
CVS MA299POCT WORCESTER		1			1
Ohman Family Living at Holly Assisted Living		1			1
SUREPOINT URGENT CARE PADRE ISLAND			1	100%	1
FAMILY MEDICAL CENTER		1			1
MICROBIOLOGY DEPARTMENT			1	100%	1
TRIPLE O RESEARCH INSTITUTE PA			1	100%	1

COVID-19: testing by laboratory

Data through Feb 23, 2021 verified as of Feb 24, 2021 at 09:25 AM

Data in this report are provisional and subject to change.

The numbers in the table below represent the number of Florida and non-Florida residents for whom test results were received by the Department of Health. A person can be tested by more than one laboratory and can have both positive and negative results. **Therefore, the sum of the numbers in each column will be larger than the total number of people tested.**

Reporting lab	Inconclusive	Negative	Positive	Percent positive	Total
YOUR KIDS URGENT CARE			1	100%	1
Springdale Village		1			1
WYOMING COUNTY DEPARTMENT OF HEALTH		1			1
LAKESIDE MEDICAL CENTER		1			1
EMERSON HOSPITAL LABORATORY			1	100%	1
LAKEWOOD RANCH MEDICAL GROUP LLC			1	100%	1
DOCTORS HOSPITAL OF LAREDO			1	100%	1
LAKE LURE HEALTH CENTER			1	100%	1
Kingston Care Center of Fort Wayne		1			1
CLINICAL MICROBIOLOGY LAB FAIRVIEW UNIVERSITY HOSPITAL			1	100%	1
MED FIRST IMMEDIATE CARE AND FAMILY PRACTICE			1	100%	1
Cottage of the Shoals		1			1
STERLING HOUSE OF PORT ORANGE		1			1
Walgreens #9620		1			1
MINUTECLINIC DIAG OF IND, LLC #4368		1			1
Carrollton Manor Inc		1			1
TALLAHASSEE DIALYSIS		1			1
VILLAGES HEALTH SYSTEM, LLC, THE			1	100%	1
BROOKDALE FORT WALTON BEACH			1	100%	1
TREASURE COAST PRIMARY CARE		1			1
Pinnacle Assisted Living			1	100%	1
MORGAN STANELY HEALTH CENTER		1			1
PUBLIX PHARMACY #1114			1	100%	1
NORTHSIDE HOSPITAL DULUTH			1	100%	1
SOUTHWEST REGIONAL PCR LABORATORY			1	100%	1
Kroger 667 - The Little Clinic Litchfield Park		1			1
ICARE		1			1
OMC PRIMARY CARE - HOSPITAL CAMPUS			1	100%	1
SLIDELL MEMORIAL HOSPITAL			1	100%	1
SOUTHEAST MISSOURI HOSPITAL		1			1
IMMY LABS			1	100%	1
Oak Hill Health & Rehabilitation Center			1	100%	1
Walgreens #3661		1			1
Kroger 541 - The Little Clinic Long Hollow Pike		1			1
BETHESDA HOSPITAL EAST BLOOD GAS LAB			1	100%	1
COMMUNITY			1	100%	1
J F K PEDIATRICS			1	100%	1
ADVANCE GASTROENTEROLOGY			1	100%	1
Big River Nursing and Rehab		1			1
BAPTIST MINOR MEDICAL CENTER			1	100%	1
KATHY L ANDERSON DO PA			1	100%	1
CVS TX7288POCT DALLAS		1			1
SAINT JOSEPH'S HOSPITAL AND MEDICAL CENTER		1			1
CVS MA957POCT WEST SPRINGFIELD		1			1
CVS M08595POCT RAYMORE		1			1
The Evangelical Lutheran Good Samaritan Society Prescott Village		1			1

COVID-19: testing by laboratory

Data through Feb 23, 2021 verified as of Feb 24, 2021 at 09:25 AM

Data in this report are provisional and subject to change.

The numbers in the table below represent the number of Florida and non-Florida residents for whom test results were received by the Department of Health. A person can be tested by more than one laboratory and can have both positive and negative results. **Therefore, the sum of the numbers in each column will be larger than the total number of people tested.**

Reporting lab	Inconclusive	Negative	Positive	Percent positive	Total
SOUTH COUNTY MEDICAL CENTER			1	100%	1
SOUTHEASTERN PATHOLOGY ASSOCIATES			1	100%	1
Kroger 970 - The Little Clinic Westfield			1	100%	1
Chateau Girardeau			1	100%	1
FASTMED URGENT CARE			1	100%	1
Urgent Care 24/7 Orlando LLC			1	100%	1
ADVENTHEALTH MEDICAL GROUP COMMUNITY MEDICINE			1	100%	1
MADISON FACILITY INC			1	100%	1
PROVIDENCE ST PETER HOSPITAL		1			1
Heartland Health Care Center Jacksonville			1	100%	1
BSA PHYSICIANS GROUP, INC D/B/A BSA FAMILY MEDICAL			1	100%	1
EVEXIA DIAGNOSTICS			1	100%	1
MEDICAL CLINIC OF HOUSTON			1	100%	1
WALGREEN#12147		1			1
FRESENIUS SOUTH FORT MYERS		1			1
ST. LUKES HOSPITAL			1	100%	1
CVS OH3306POCT AKRON		1			1
THE CHRIST HOSPITAL			1	100%	1
SOUTHERN SPRINGS HEALTH CARE		1			1
GOOD SAMARITAN SOCIETY-FOREST CITY		1			1
LEELANAU OPCO, LLC		1			1
ADVENTHEALTH MEDICAL GROUP FAMILY AND INTERNAL			1	100%	1
BLOOD SYSTEMS LABORATORIES			1	100%	1
Hearthstone Nursing and Rehabilitation Center		1			1
TAYLOR COUNTY HEALTH DEPARTMENT			1	100%	1
THE MEDICAL CENTER AT BOWLING GREEN			1	100%	1
RAPID MEDLAB (002MO)		1			1
Glenview Terrace Nursing Center		1			1
CVS MA1845POCT WILMINGTON		1			1
WELLCARE URGENT CARE			1	100%	1
Parkview Care Center			1	100%	1
JACKSBORO URGENT CARE			1	100%	1
NFRC CLINICAL LAB			1	100%	1
PROFESSIONAL DIALYSIS CENTER			1	100%	1
Aspire Physical Recovery Center at Cahaba River		1			1
COVE AT THE MARBELLA,THE			1	100%	1
RICHMOND MEDICAL CENTER FOR WOMEN		1			1
NEMOURS CHILDRENS PRIMARY CARE CLERMONT			1	100%	1
WALGREENS #10308		1			1
PREMIER FAMILY AND SPORTS MEDICINE LLC			1	100%	1
METRO HEALTH HOSPITAL LABORATORY		1			1
Alden Lincoln Park			1	100%	1
LABORATORY COPORATION OF AMERICA			1	100%	1
WALGREENS #06025		1			1
MEDEXPRESS URGENT CARE - LEOMINSTER		1			1
MAJESTIC OAKS			1	100%	1

COVID-19: testing by laboratory

Data through Feb 23, 2021 verified as of Feb 24, 2021 at 09:25 AM

Data in this report are provisional and subject to change.

The numbers in the table below represent the number of Florida and non-Florida residents for whom test results were received by the Department of Health. A person can be tested by more than one laboratory and can have both positive and negative results. **Therefore, the sum of the numbers in each column will be larger than the total number of people tested.**

Reporting lab	Inconclusive	Negative	Positive	Percent positive	Total
LAKELAND MEDICAL CENTER			1	100%	1
Kroger 400 - The Little Clinic Hartley Bridge Rd			1	100%	1
MAYO CLINIC OUTPATIENT DIALYSIS CENTER			1	100%	1
CVS OH3458POCT BEAVERCREEK		1			1
MERCY - NORTH IOWA			1	100%	1
ANDERSON REGIONAL MEDICAL CENTER			1	100%	1
CVS / PHARMACY #10794			1	100%	1
ALIMETRIX INC		1			1
GUIDEWELL EMERGENCY MEDICINE DOCTORS LLC #33			1	100%	1
MRMC LAB MICRO			1	100%	1
JOHN D. ARCHBOLD MEMORIAL HOSPITAL			1	100%	1
WATERBURY HOSPITAL REFERENCE LAB			1	100%	1
PM PEDIATRICS OF BAYSIDE, PLLC - RIVE		1			1
WESTCOAST FAMILY PRACTICE		1			1
WALGREENS #01398			1	100%	1
NEW HORIZON PRIMARY CARE LLC			1	100%	1
OHIO VALLEY MANOR NURSING &		1			1
ST GERARD'S COMMUNITY OF CARE		1			1
CAH ACQUISITION COMPANY 11 LLC			1	100%	1
LAKE MARY DIALYSIS			1	100%	1
PRIMARY CARE & PEDIATRICS - SHEPHERSTOWN		1			1
MCH PHYSICIANS GROUP			1	100%	1
CENTRAL CAROLINA HOSPITAL			1	100%	1
CVS NV9586POCT RENO		1			1
Salem Hills Rehabilitation and Nursing Center		1			1
GRAND VIEW HOSPITAL			1	100%	1
2504-HOMEWOOD		1			1
ELKTON TRANSITIONAL CARE CENTER		1			1
GATEWAY FAMILY HEALTH CLINIC			1	100%	1
UNIVERSITY OF IOWA HOSPITALS & CLINICS			1	100%	1
Kroger 909 - The Little Clinic Hamilton			1	100%	1
BAPTIST EMERGENCY HOSPITAL - KELLY			1	100%	1
Kroger 894 - The Little Clinic NEC		1			1
NORTH MIAMI BEACH SURGICAL CENTER			1	100%	1
CHIPOLA QUICK CARE			1	100%	1
OMNI HEALTHCARE URGENT CARE			1	100%	1
Grangeville Health and Rehab		1			1
PATHOLOGYT & LAB MEDICINE SERVICES			1	100%	1
Cerenity Senior Care-White Bear Lake		1			1
HOCHBERG LOWER SCHOOL		1			1
MAYO CLINICAL LABORATORIES		1			1
SACRED HEART MEDICAL CENTER			1	100%	1
WESTOX LABS		1			1
Kroger 518 - The Little Clinic Hermitage		1			1
KROGER 915 - THE LITTLE CLINIC ANDERSON			1	100%	1
HEALTH GUAGE			1	100%	1

COVID-19: testing by laboratory

Data through Feb 23, 2021 verified as of Feb 24, 2021 at 09:25 AM

Data in this report are provisional and subject to change.

The numbers in the table below represent the number of Florida and non-Florida residents for whom test results were received by the Department of Health. A person can be tested by more than one laboratory and can have both positive and negative results. **Therefore, the sum of the numbers in each column will be larger than the total number of people tested.**

Reporting lab	Inconclusive	Negative	Positive	Percent positive	Total
WillowBrooke Court at Westminster Village		1			1
NORTH COUNTY MEDICAL LAB			1	100%	1
FAIRVIEW SOUTHDALE			1	100%	1
GATEWAY HEALTHCARE, PC			1	100%	1
LABONE		1			1
MEMORIAL HERMANN MEDICAL GROUP-ATASCOCITA PEDS			1	100%	1
PRIMEX CLINICAL LABORATORIES INC			1	100%	1
PALMETTO LANDING			1	100%	1
LabCorp of America			1	100%	1
BAYLOR SCOTT & WHITE MEDICAL SURGICAL CLINIC			1	100%	1
HAYS CLINICAL LAB			1	100%	1
ASSISTED LIVING AT TREZEVANT		1			1
CHATSWORTH ASSISTED LIVING COMMUNITY AT PGA NATIONAL			1	100%	1
MEDERI CARETENDERS VS OF SE FL LLC DBA			1	100%	1
US LABORATORIES			1	100%	1
HEARTLAND REGIONAL MEDICAL CENTER		1			1
MOUNT SINAI COMPREHENSIVE CANCER CENTER			1	100%	1
Raleigh Center (WV)			1	100%	1
EXPRESS PHARMACY INC		1			1
1ST CHOICE URGENT CARE CENTER LLC			1	100%	1
BRISTOL REGINAL MEDICAL CENTER			1	100%	1
WILMINGTON NURSING AND REHAB			1	100%	1
LOWER KEYS COMMUNITY HEALTH CENTER			1	100%	1
BROOKS REHAB			1	100%	1
PEDIATRIC PARTNERS OF ZEPHYRHILLS PA			1	100%	1
ASSOCIATESMD			1	100%	1
HOME AIDE SVC OF EASTERN NY INC D/B/A		1			1
NORTH BROWARD MEDICAL CENTER			1	100%	1
ALL CHILDRENS PEDIATRIC CLINIC			1	100%	1
EAST SIDE CLINICAL LABORATORY			1	100%	1
PM PEDIATRICS		1			1
TRINITY URGENT CARE		1			1
CARESPOT - LEE VISTA			1	100%	1
WALGREENS #04618		1			1
INTERMOUNTAIN HEALTHCARE LABORATORY SERVICES			1	100%	1
MEMORIAL HOSPITAL MIRAMAR WAIVED TESTING			1	100%	1
YOUR HEALTH PEDIATRICS			1	100%	1
BLACK SHEEP MEDICAL			1	100%	1
TERRELL URGENT CARE			1	100%	1
OAK HAVEN REHAB AND NURSING CENTER			1	100%	1
MCLEOD MEMORIAL HOSPITAL CLARENDON			1	100%	1
CENTRAL FLORIDA HOSPITALIST			1	100%	1
UT MD ANDERSON CANCER CENTER-TUMOR MARKER LAB			1	100%	1
GREATER MIAMI DIALYSIS			1	100%	1
UPSON REGIONAL MEDICAL CENTER			1	100%	1
NORTHERN KENTUCKY HEALTH DEPARTMENT			1	100%	1

COVID-19: testing by laboratory

Data through Feb 23, 2021 verified as of Feb 24, 2021 at 09:25 AM

Data in this report are provisional and subject to change.

The numbers in the table below represent the number of Florida and non-Florida residents for whom test results were received by the Department of Health. A person can be tested by more than one laboratory and can have both positive and negative results. **Therefore, the sum of the numbers in each column will be larger than the total number of people tested.**

Reporting lab	Inconclusive	Negative	Positive	Percent positive	Total
CVS M05727POCT PLATTE CITY		1			1
ADVANCED INDIVIDUALIZED MEDICINE OF NAPLES			1	100%	1
Peninsula Nursing and Rehabilitation Center		1			1
CATSKILL REGIONAL MEDICAL CENTER		1			1
DIVERSICARE OF BIG SPRINGS		1			1
LAKE MARY OPTUM FLORIDA			1	100%	1
WINTER GARDEN CHILDREN'S HEALTH CENTERS			1	100%	1
PM PEDIATRICS OF BAYSIDE PLLC - BELLER		1			1
KEY WEST BRANCH MEDICAL CLINIC			1	100%	1
CVS NE8626POCT LINCOLN		1			1
PALM COAST DRAW STATION/AMERICAN HEALTH ASSOCIATES		1			1
UW MEDICINE CHU LAB			1	100%	1
MEADOWS PARK HEALTH AND REHABILITATION		1			1
Villages of St.Peters		1			1
MEDICAL ASSOCIATES OF BREVARD LLC		1			1
FLORHAM PARK ENDOSCOPY CENTER		1			1
ADVANCED MEDICAL LABORATORIES (AML)			1	100%	1
Grand Junction VAMC		1			1
ADVENT HEALTH - OWASA			1	100%	1
NORTH SHORE HEMATOLOGY-ONCOLOGY ASSOCI		1			1
THE CHILDREN'S HOSPITAL OF PHILADELPHIA		1			1
Walgreens #11724		1			1
Miller Health Care Center			1	100%	1
PSL JAX BEACH OPERATIONS LLC			1	100%	1
RAYMOND F CARON MD			1	100%	1
Crowne Health Care of Mobile		1			1
DE TAR HOSPITAL			1	100%	1
HEALTH FIRST HOME CARE		1			1
LAB PLUS, LLC			1	100%	1
WESLEY MEDICAL CENTER			1	100%	1
HACKENSACK UNIVERSITY MEDICAL CENTER		1			1
INNOVATIVE HEALTH DIAGNOSTIC OF CALIFORNIA			1	100%	1
MINUTE CLINIC DIAGNOSTICS OF IN, LLC #6252		1			1
Diversicare of Smyrna		1			1
PEDIATRIC PARTNERS			1	100%	1
CVS PA371POCT PHILADELPHIA		1			1
PHYSICIANS IMMEDIATE CARE			1	100%	1
MEDICAL ARTS LABORATORY			1	100%	1
GIBSON AREA PRIMARY CARE			1	100%	1
PALM COTTAGE OPERATOR LLC			1	100%	1
DIGNITY HEALING LLC			1	100%	1
ROAN MOUNTAIN MEDICAL CENTER			1	100%	1
SHARON REGIONAL MEDICAL CENTER			1	100%	1
Essex Center for Rehabilitation and Healthcare		1			1
URGENT CARE OF COASTAL GEORGIA			1	100%	1
HENRY FORD WEST BLOOMFIELD HOSPITAL			1	100%	1

COVID-19: testing by laboratory

Data through Feb 23, 2021 verified as of Feb 24, 2021 at 09:25 AM

Data in this report are provisional and subject to change.

The numbers in the table below represent the number of Florida and non-Florida residents for whom test results were received by the Department of Health. A person can be tested by more than one laboratory and can have both positive and negative results. **Therefore, the sum of the numbers in each column will be larger than the total number of people tested.**

Reporting lab	Inconclusive	Negative	Positive	Percent positive	Total
GOLDING-GRANADO MEDICAL ASSOCIATES		1			1
DIGESTIVE DISEASE CARE PC		1			1
BHA TITUSVILLE CLINIC			1	100%	1
DILELLA			1	100%	1
BRIAN C GRINER MD LLC			1	100%	1
SIPERSTEIN DERMATOLOGY LLC			1	100%	1
VA ST LOUIS HEALTH CARE SYSTEM			1	100%	1
SUNCOAST RESEARCH GROUP LLC			1	100%	1
Kroger 97 - The Little Clinic Hutchinson		1			1
FLORIDA MEDICAL CLINIC PA GI			1	100%	1
SKYRIDGE CLINICAL ASSOCIATES		1			1
IDAHO HEALTH DEPARTMENT			1	100%	1
PANCARE HEALTH - CARR ELEM & MIDDLE SCHOOL			1	100%	1
Kroger 353 - The Little Clinic Harpers Point		1			1
WAKULLA URGENT CARE & DIAGNOSTIC			1	100%	1
Kroger 717 - The Little Clinic Dolphin Drive			1	100%	1
Kroger 682 - The Little Clinic Combs and Gantzel		1			1
CVS OK6225POCT EDMOND		1			1
WESTEX URGENT CARE, PLLC			1	100%	1
WY RETIREMENT CENTER		1			1
CARENOW-MONTGOMERY			1	100%	1
PALMETTO PRIMARY CARE PHYSICIANS			1	100%	1
RIVERTON CBOC			1	100%	1
MEDPOST - NORTH DALLAS			1	100%	1
Tremont Health & Rehabilitation Center		1			1
RURAL/METRO MIDSOUTH,		1			1
ST JOHNS EPISCOPAL HOSPITAL SOUTH SHORE		1			1
LOUIS A JOHNSON VAMC		1			1
Lemont Nursing and Rehab Center			1	100%	1
ROSE HAVEN NURSING CENTER		1			1
Livingston County Center for Nursing and Rehabilitation		1			1
EILEEN TURBESSI MD PA		1			1
CARESPOT - OCOEE			1	100%	1
ASSOCIATES MD MEDICAL GROUP INC			1	100%	1
CLERMONT HEALTH DEPARTMENT			1	100%	1
HEALTHCARE FOR THE HOMELESS			1	100%	1
POUDRE VALLEY HOSPITAL			1	100%	1
CVS NC7057POCT SHELBY		1			1
CSL PLASMA LAB			1	100%	1
PRIMARY AND URGENT CARE			1	100%	1
CLEMENT MANOR HEALTH CENTER		1			1
WALGREENS #10854		1			1
Oakland Nursing and Rehabilitation Center		1			1
SPRINGFIELD HOSPITAL			1	100%	1
CVS AZ10529POCT SCOTTSDALE		1			1
LUMICO LIFE INSURANCE COMPANY		1			1

COVID-19: testing by laboratory

Data through Feb 23, 2021 verified as of Feb 24, 2021 at 09:25 AM

Data in this report are provisional and subject to change.

The numbers in the table below represent the number of Florida and non-Florida residents for whom test results were received by the Department of Health. A person can be tested by more than one laboratory and can have both positive and negative results. **Therefore, the sum of the numbers in each column will be larger than the total number of people tested.**

Reporting lab	Inconclusive	Negative	Positive	Percent positive	Total
JP MORGAN CHASE HEALTH SERVICES			1	100%	1
CVS SC2250POCT COLUMBIA		1			1
INFECTION CONTROL DEPT			1	100%	1
INTERIM HEALTHCARE OF PALM COAST			1	100%	1
Valley Center (WV)			1	100%	1
RENOWN REGIONAL MEDICAL CENTER			1	100%	1
ALBANY MEDICAL CENTER			1	100%	1
FLORIDA DEPARTMENT OF HEALTH PALM BEACH COUNTY			1	100%	1
NEW YORK UNIVERSITY MEDICAL CENTER			1	100%	1
UNIVERSITY OF VERMONT MEDICAL CENTER			1	100%	1
WALKIN MEDICAL URGENT CARE,NEW CITY			1	100%	1
Sherwood Oaks Health Center			1	100%	1
LP ELIZABETHTON		1			1
URGENT CARE OF KANSAS CITY			1	100%	1
CVS CA9823POCT SACRAMENTO		1			1
LEHIGH REGIONAL WOUND CENTER			1	100%	1
SHANDS JACKSONVILLE CLINICAL CENTER			1	100%	1
VA COMMUNITY BASED CLINIC - LAKE CITY			1	100%	1
CVS NE2741POCT LA VISTA		1			1
CLEVELAND CLINIC OUTPATIENT LABORATORY			1	100%	1
OCCUPATIONAL HEALTH CENTER		1			1
CONVENIENT MEDICAL AND HEALTH SERVICES			1	100%	1
SPECTRUM LUDINGTON			1	100%	1
WOOD COUNTY HEALTH DEPARTMENT			1	100%	1
BAYMEADOWS PEDIATRIC CARE		1			1
HOLMES FAMILY PRACTICE PA			1	100%	1
St. Anne Home		1			1
CVS KS8573POCT OVERLAND PARK		1			1
SOMA MEDICAL CENTER PA #2 OAKLAND			1	100%	1
Village Crest Center for Health & Rehabilitation		1			1
RM PHARMACY SERVICES INC		1			1
URGENT CARE OF FORT LAUDERDALE INC			1	100%	1
HENRY FORD HOSPITAL			1	100%	1
ELAN MANATEE			1	100%	1
MORNINGSIDE NURSING AND REHABILITATION		1			1
RIDGE OPTUM FLORIDA			1	100%	1
Belvoir Woods Health Care Center at The Fairfax		1			1
BAYLOR SCOTT AND WHITE MEDICAL CENTER -CENTENTENNIAL			1	100%	1
GUTHRIE CORNING HOSPITAL LABORATORY		1			1
Douglas County Health Center		1			1
KNAPP MEDICAL GROUP			1	100%	1
HIGHLAND LABORATORY			1	100%	1
Jacaranda Manor			1	100%	1
POINTE MEDICAL SERVICES INC			1	100%	1
UNIVERSITY OF SOUTH FLORIDA			1	100%	1
MT SINA1 HOSPICE			1	100%	1

COVID-19: testing by laboratory

Data through Feb 23, 2021 verified as of Feb 24, 2021 at 09:25 AM

Data in this report are provisional and subject to change.

The numbers in the table below represent the number of Florida and non-Florida residents for whom test results were received by the Department of Health. A person can be tested by more than one laboratory and can have both positive and negative results. **Therefore, the sum of the numbers in each column will be larger than the total number of people tested.**

Reporting lab	Inconclusive	Negative	Positive	Percent positive	Total
EXAC CARE CROSSVILLE		1			1
MIDWEST COVENANT HOME, INC		1			1
PREMIER HEALTH CARE INC			1	100%	1
FAMILY MEDICINE AT CELEBRATION		1			1
NORTH OKALOOSA PHYSICIAN GRP - WALK IN CLINIC			1	100%	1
Total	89,135	16,250,525	2,423,735	13%	18,763,395