

COVID-19: summary of cases and monitoring

Data through Feb 21, 2021 verified as of Feb 22, 2021 at 09:25 AM

Data in this report are provisional and subject to change.

Cases: people with positive PCR or antigen test result	
Total cases	1,872,923
Florida residents	1,838,745
Non-Florida residents	34,178
Type of testing	
Florida residents	1,838,745
Positive by BPHL/CDC	67,651
Positive by commercial/hospital lab	1,771,094
PCR positive	1,498,857
Antigen positive	339,888
Non-Florida residents	34,178
Positive by BPHL/CDC	852
Positive by commercial/hospital lab	33,326
PCR positive	23,721
Antigen positive	10,457
Characteristics	
Florida residents hospitalized	77,904
Florida resident deaths	30,065
Non-Florida resident deaths	530
Hospitalized counts include anyone who was hospitalized at some point during their illness. It does not reflect the number of people currently hospitalized.	
More information on deaths identified through death certificate data is available on the National Center for Health Statistics website at www.cdc.gov/nchs/nvss/vsrr/COVID19/index.htm .	

Cases: people with positive PCR or antigen test result	
Risk factors for Florida residents	
Traveled	14,623
Contact with a known case	703,954
Traveled and contact with a known case	19,981
Neither	1,100,187
No travel and no contact	212,770
Travel is unknown	645,960
Contact is unknown	403,139
Contact is pending	421,899
Travel can be unknown and contact can be unknown or pending for the same case, these numbers will sum to more than the "neither" total.	

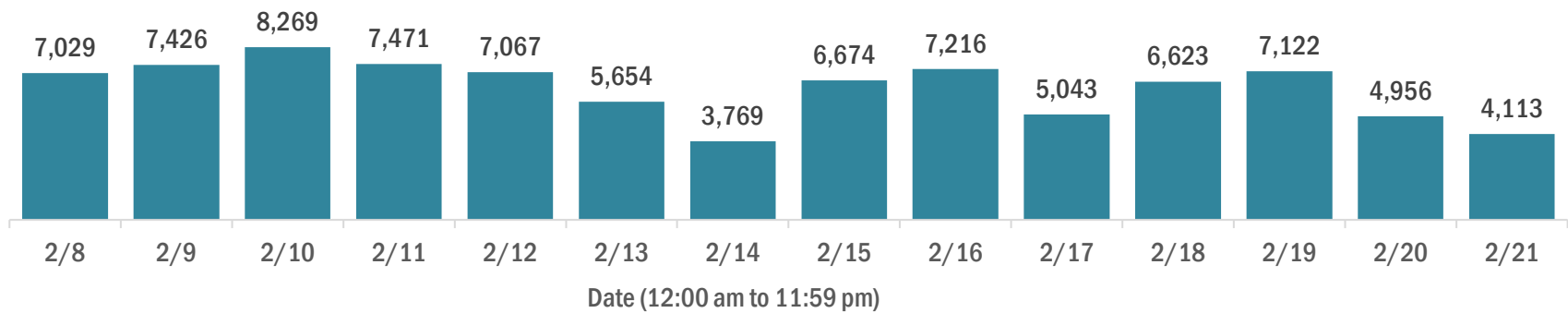
COVID-19: summary of laboratory testing

Data through Feb 21, 2021 verified as of Feb 22, 2021 at 09:25 AM

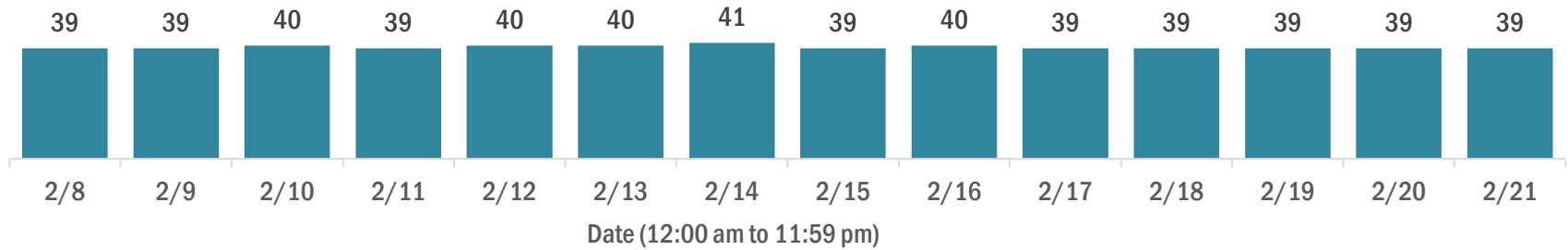
Data in this report are provisional and subject to change.

Cases in Florida residents per day for the past 2 weeks

Number of cases per day



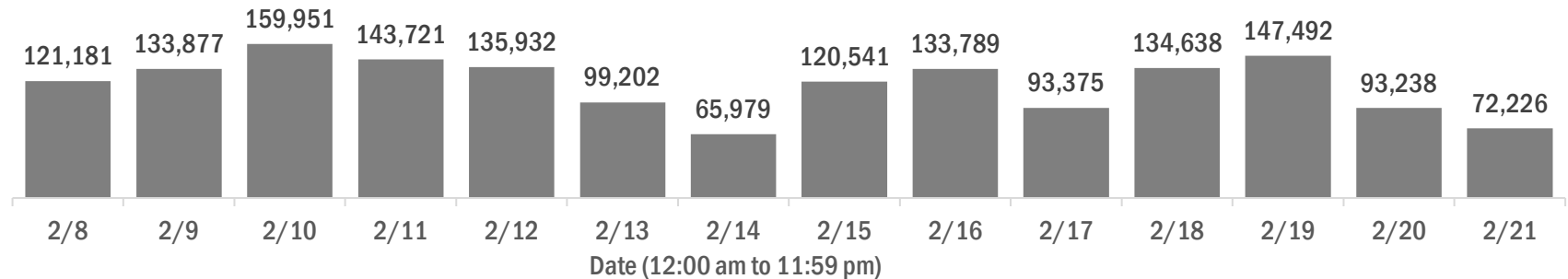
Median age of cases by day



Laboratory testing for Florida residents over the past 2 weeks

Number of Florida residents tested per day

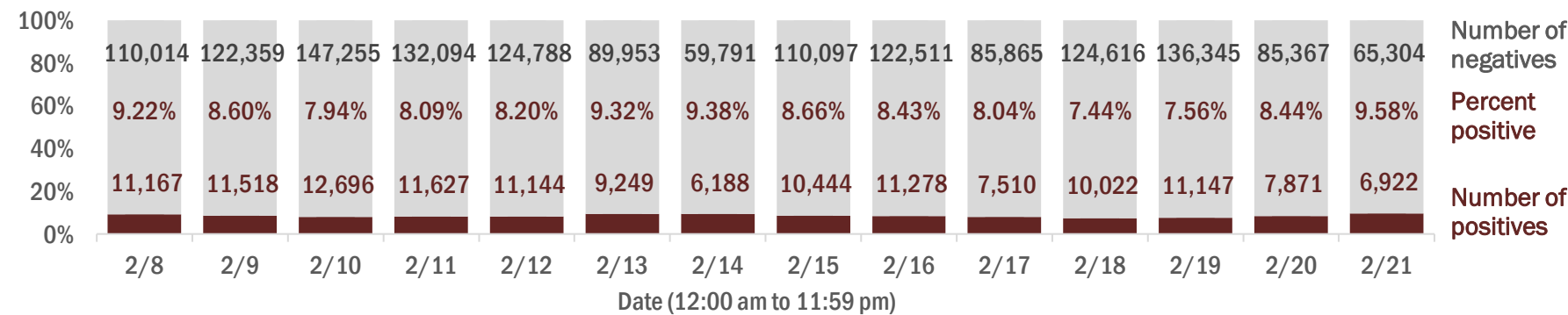
These counts include the number of people for whom the Department received PCR or antigen laboratory results by day. People tested on multiple days will be included for each day a new result was received. A person is only counted once for each day they are tested, regardless of whether multiple specimens are tested or multiple results are received.



Number and percent of Florida residents with positive test results

The percent of positive results ranged from 7.44% to 9.58% over the past 2 weeks and was 9.58% yesterday.

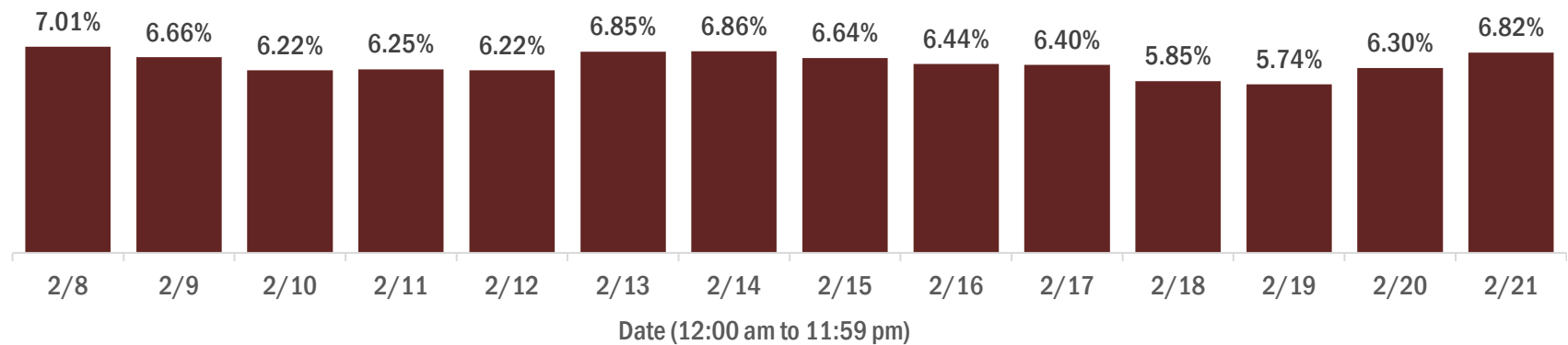
These counts include the number of people for whom the Department received PCR or antigen laboratory results by day. People tested on multiple days will be included for each day a new result was received. A person is only counted once for each day they are tested, regardless of whether multiple specimens are tested or multiple results are received. If a person has a positive specimen and a negative specimen in the same day, only the positive result is counted.



Percent positivity for new cases in Florida residents

The percent of positive results ranged from 5.74% to 7.01% over the past 2 weeks and was 6.82% yesterday.

This percent is the number of people who test PCR- or antigen-positive for the first time divided by all the people tested that day, excluding people who have previously tested positive.



COVID-19: characteristics of 1,838,745 Florida resident cases

Data through Feb 21, 2021 verified as of Feb 22, 2021 at 09:25 AM

Data in this report are provisional and subject to change.

Age group	Cases		Hospitalizations		Deaths	
0-4 years	36,050	<div><div></div></div> 2%	510	<div><div></div></div> 1%	0	0%
5-14 years	111,741	<div><div></div></div> 6%	478	<div><div></div></div> 1%	5	0%
15-24 years	282,633	<div><div></div></div> 15%	1,919	<div><div></div></div> 2%	39	0%
25-34 years	319,958	<div><div></div></div> 17%	3,786	<div><div></div></div> 5%	152	1%
35-44 years	284,526	<div><div></div></div> 15%	5,713	<div><div></div></div> 7%	452	2%
45-54 years	280,349	<div><div></div></div> 15%	8,833	<div><div></div></div> 11%	1,123	4%
55-64 years	242,444	<div><div></div></div> 13%	13,141	<div><div></div></div> 17%	3,184	11%
65-74 years	153,686	<div><div></div></div> 8%	16,272	<div><div></div></div> 21%	6,375	21%
75-84 years	85,523	<div><div></div></div> 5%	16,225	<div><div></div></div> 21%	9,173	31%
85+ years	40,585	<div><div></div></div> 2%	11,022	<div><div></div></div> 14%	9,562	32%
Unknown	1,250	<div><div></div></div> 0%	5	<div><div></div></div> 0%	0	0%
Total	1,838,745		77,904		30,065	

Gender	Cases	
Female	961,241	<div><div></div></div> 52%
Male	863,892	<div><div></div></div> 47%
Unknown	13,612	<div><div></div></div> 1%
Total	1,838,745	

Ethnicity	Cases		Hospitalizations		Deaths	
Hispanic	582,355	<div><div></div></div> 32%	19,830	<div><div></div></div> 25%	6,926	<div><div></div></div> 23%
Non-Hispanic	877,175	<div><div></div></div> 48%	54,189	<div><div></div></div> 70%	21,033	<div><div></div></div> 70%
Unknown	379,215	<div><div></div></div> 21%	3,885	<div><div></div></div> 5%	2,106	<div><div></div></div> 7%
Total	1,838,745		77,904		30,065	

Race and ethnicity	Cases		Hospitalizations		Deaths	
White	1,023,241	<div><div></div></div> 56%	50,657	<div><div></div></div> 65%	21,847	<div><div></div></div> 73%
Hispanic	388,247	<div><div></div></div> 21%	14,017	<div><div></div></div> 18%	5,433	<div><div></div></div> 18%
Non-Hispanic	557,368	<div><div></div></div> 30%	35,025	<div><div></div></div> 45%	15,369	<div><div></div></div> 51%
Unknown	77,626	<div><div></div></div> 4%	1,615	<div><div></div></div> 2%	1,045	<div><div></div></div> 3%
Black	242,698	<div><div></div></div> 13%	16,204	<div><div></div></div> 21%	4,779	<div><div></div></div> 16%
Hispanic	13,987	<div><div></div></div> 1%	677	<div><div></div></div> 1%	194	<div><div></div></div> 1%
Non-Hispanic	208,082	<div><div></div></div> 11%	15,181	<div><div></div></div> 19%	4,409	<div><div></div></div> 15%
Unknown	20,629	<div><div></div></div> 1%	346	<div><div></div></div> 0%	176	<div><div></div></div> 1%
Other race	272,756	<div><div></div></div> 15%	8,783	<div><div></div></div> 11%	2,479	<div><div></div></div> 8%
Hispanic	137,668	<div><div></div></div> 7%	4,655	<div><div></div></div> 6%	1,121	<div><div></div></div> 4%
Non-Hispanic	92,974	<div><div></div></div> 5%	3,725	<div><div></div></div> 5%	1,144	<div><div></div></div> 4%
Unknown	42,114	<div><div></div></div> 2%	403	<div><div></div></div> 1%	214	<div><div></div></div> 1%
Unknown race	300,050	<div><div></div></div> 16%	2,260	<div><div></div></div> 3%	960	<div><div></div></div> 3%
Hispanic	42,453	<div><div></div></div> 2%	481	<div><div></div></div> 1%	178	<div><div></div></div> 1%
Non-Hispanic	18,751	<div><div></div></div> 1%	258	<div><div></div></div> 0%	111	<div><div></div></div> 0%
Unknown	238,846	<div><div></div></div> 13%	1,521	<div><div></div></div> 2%	671	<div><div></div></div> 2%
Total	1,838,745		77,904		30,065	

Hospitalization counts include anyone who was hospitalized at some point during their illness. It does not reflect the number of people currently hospitalized. **Other race** includes any person with a race of American Indian/Alaskan native, Asian, native Hawaiian/Pacific Islander, or other.

COVID-19: deaths in Florida residents and staff of long-term care facilities

Data through Feb 21, 2021 verified as of Feb 22, 2021 at 09:25 AM

Data in this report are provisional and subject to change.

For current cases in residents or staff of long-term care facilities, please visit: <https://floridahealthcovid19.gov/>

County	Deaths		County	Deaths		County	Deaths	
Palm Beach	1000	<div></div> 10%	Martin	152	<div></div> 1%	Gilchrist	17	<div></div> 0%
Dade	978	<div></div> 9%	Hernando	147	<div></div> 1%	Calhoun	15	<div></div> 0%
Pinellas	853	<div></div> 8%	Osceola	134	<div></div> 1%	Gadsden	15	<div></div> 0%
Broward	619	<div></div> 6%	Charlotte	127	<div></div> 1%	Gulf	15	<div></div> 0%
Hillsborough	528	<div></div> 5%	Indian River	114	<div></div> 1%	Wakulla	15	<div></div> 0%
Polk	406	<div></div> 4%	Clay	113	<div></div> 1%	Bradford	13	<div></div> 0%
Duval	379	<div></div> 4%	Jackson	85	<div></div> 1%	Flagler	13	<div></div> 0%
Brevard	375	<div></div> 4%	Leon	85	<div></div> 1%	Washington	13	<div></div> 0%
Sarasota	373	<div></div> 4%	Bay	84	<div></div> 1%	Baker	12	<div></div> 0%
Orange	362	<div></div> 3%	St. Johns	82	<div></div> 1%	Holmes	10	<div></div> 0%
Lee	328	<div></div> 3%	Highlands	80	<div></div> 1%	Jefferson	10	<div></div> 0%
Volusia	275	<div></div> 3%	Santa Rosa	76	<div></div> 1%	Lafayette	8	<div></div> 0%
Escambia	262	<div></div> 3%	Alachua	64	<div></div> 1%	Franklin	7	<div></div> 0%
Marion	255	<div></div> 2%	Suwannee	56	<div></div> 1%	Levy	7	<div></div> 0%
St. Lucie	227	<div></div> 2%	Columbia	47	<div></div> 0%	Desoto	6	<div></div> 0%
Seminole	217	<div></div> 2%	Sumter	45	<div></div> 0%	Dixie	4	<div></div> 0%
Pasco	214	<div></div> 2%	Putnam	34	<div></div> 0%	Monroe	4	<div></div> 0%
Lake	207	<div></div> 2%	Nassau	32	<div></div> 0%	Taylor	3	<div></div> 0%
Manatee	183	<div></div> 2%	Walton	29	<div></div> 0%	Hardee	2	<div></div> 0%
Collier	182	<div></div> 2%	Hendry	26	<div></div> 0%	Hamilton	1	<div></div> 0%
Citrus	170	<div></div> 2%	Okeechobee	24	<div></div> 0%	Liberty	1	<div></div> 0%
Okaloosa	158	<div></div> 2%	Madison	19	<div></div> 0%	Total	10,397	

Note: cases are summarized by the county of usual residence. Residents and staff may be cases associated with facilities that are not in their county of usual residence, resulting in cases being included below for counties that do not have facilities with known cases.

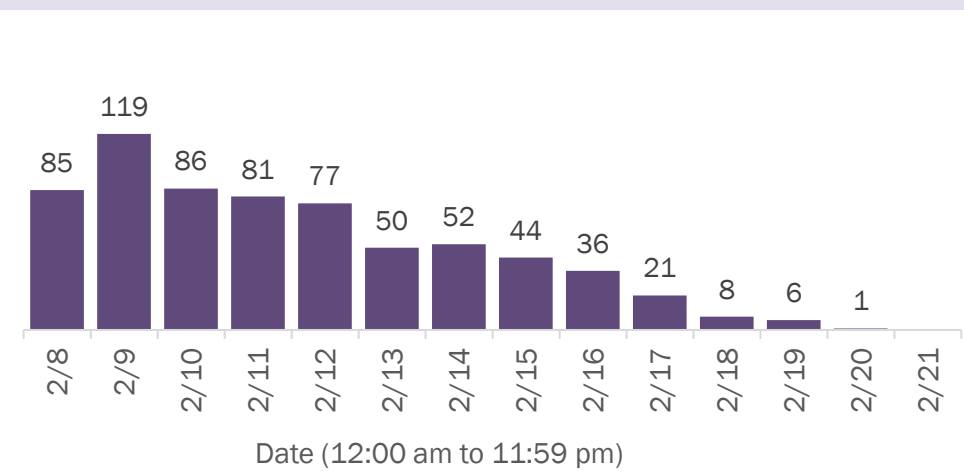
COVID-19: cases in Florida residents who have died

Data through Feb 21, 2021 verified as of Feb 22, 2021 at 09:25 AM

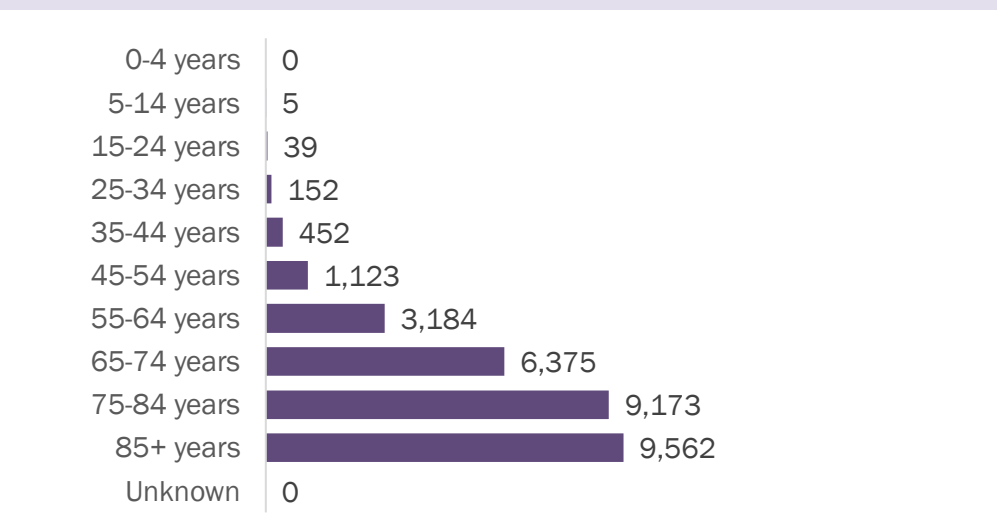
Data in this report are provisional and subject to change.

Demographics for all identified COVID-19 deaths: 30,065

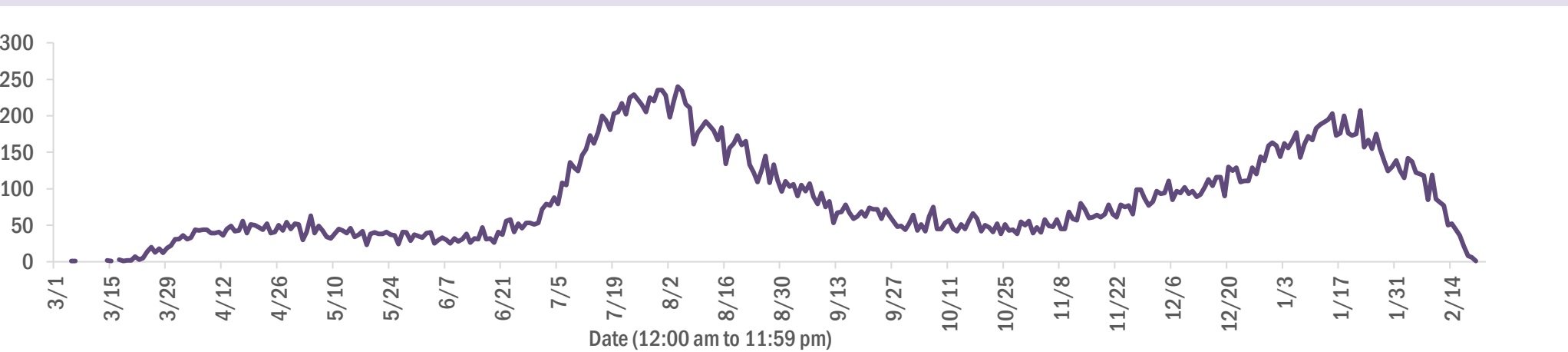
Deaths by date of death for the past 2 weeks



Deaths by age group



Deaths by date of death since March 2020



Age group	Deaths	Cases	Case fatality rate	Mortality rate per 100,000 population
0-4 years	0	36,050	0.0%	0.0
5-14 years	5	111,741	0.0%	0.2
15-24 years	39	282,633	0.0%	1.6
25-34 years	152	319,958	0.0%	5.4
35-44 years	452	284,526	0.2%	17.3
45-54 years	1,123	280,349	0.4%	40.3
55-64 years	3,184	242,444	1.3%	110.1
65-74 years	6,375	153,686	4.1%	262.7
75-84 years	9,173	85,523	10.7%	653.2
85+ years	9,562	40,585	23.6%	1655.7
Unknown	0	1,250	0.0%	
Total	30,065	1,838,745	1.6%	139.2

Gender	Deaths	Cases	Case fatality rate	Mortality rate per 100,000 population
Female	13,246	961,241	1.4%	120.0
Male	16,819	863,892	1.9%	159.3
Unknown	0	13,612	0.0%	
Total	30,065	1,838,745	1.6%	139.2

Race	Deaths	Cases	Case fatality rate	Mortality rate per 100,000 population
White	21,847	1,023,241	2.1%	130.8
Black	4,779	242,698	2.0%	130.7
Other	2,479	272,756	0.9%	199.2
Unknown	960	300,050	0.3%	
Total	30,065	1,838,745	1.6%	139.2

Ethnicity	Deaths	Cases	Case fatality rate	Mortality rate per 100,000 population
Hispanic	6,926	582,355	1.2%	122.0
Non-Hispanic	21,033	877,175	2.4%	132.1
Unknown	2,106	379,215	0.6%	
Total	30,065	1,838,745	1.6%	139.2

COVID-19: characteristics of 1,838,745 cases

Data through Feb 21, 2021 verified as of Feb 22, 2021 at 09:25 AM

Data in this report are provisional and subject to change.

Tables below include cases in Florida residents and non-Florida residents.

All 67 Florida counties have cases:

County	FL resident cases		Non-FL resident cases	Total cases	FL resident deaths	FL death rate
Dade	398,322	<div></div> 22%	4,937	403,259	5,314	1.3%
Broward	188,174	<div></div> 10%	2,190	190,364	2,349	1.2%
Palm Beach	115,869	<div></div> 6%	1,973	117,842	2,412	2.1%
Orange	110,670	<div></div> 6%	1,491	112,161	1,072	1.0%
Hillsborough	108,262	<div></div> 6%	912	109,174	1,455	1.3%
Duval	86,328	<div></div> 5%	1,417	87,745	1,109	1.3%
Pinellas	63,597	<div></div> 3%	1,594	65,191	1,429	2.2%
Lee	54,902	<div></div> 3%	1,885	56,787	865	1.6%
Polk	55,592	<div></div> 3%	394	55,986	1,108	2.0%
Osceola	35,577	<div></div> 2%	591	36,168	432	1.2%
Volusia	33,303	<div></div> 2%	558	33,861	635	1.9%
Escambia	29,801	<div></div> 2%	3,441	33,242	608	2.0%
Brevard	32,528	<div></div> 2%	578	33,106	728	2.2%
Pasco	32,370	<div></div> 2%	292	32,662	631	1.9%
Manatee	30,548	<div></div> 2%	625	31,173	577	1.9%
Collier	28,716	<div></div> 2%	1,035	29,751	443	1.5%
Leon	27,850	<div></div> 2%	839	28,689	273	1.0%
Marion	26,973	<div></div> 1%	111	27,084	755	2.8%
Seminole	26,473	<div></div> 1%	201	26,674	418	1.6%
Sarasota	25,371	<div></div> 1%	1,202	26,573	718	2.8%
Lake	23,694	<div></div> 1%	336	24,030	544	2.3%
Alachua	21,902	<div></div> 1%	252	22,154	220	1.0%
St. Lucie	21,479	<div></div> 1%	136	21,615	528	2.5%
St. Johns	19,590	<div></div> 1%	270	19,860	188	1.0%
Okaloosa	18,215	<div></div> 1%	189	18,404	321	1.8%
Bay	17,606	<div></div> 1%	687	18,293	335	1.9%
Santa Rosa	16,613	<div></div> 1%	211	16,824	251	1.5%
Clay	16,507	<div></div> 1%	39	16,546	299	1.8%
Hernando	10,949	<div></div> 1%	85	11,034	394	3.6%
Indian River	10,719	<div></div> 1%	91	10,810	256	2.4%
Charlotte	10,377	<div></div> 1%	160	10,537	355	3.4%
Martin	10,153	<div></div> 1%	189	10,342	273	2.7%
Citrus	9,510	<div></div> 1%	75	9,585	386	4.1%
Sumter	7,696	<div></div> 0%	78	7,774	233	3.0%
Nassau	7,190	<div></div> 0%	416	7,606	107	1.5%

County	FL resident cases		Non-FL resident cases	Total cases	FL resident deaths	FL death rate
Columbia	7,559	<div></div> 0%	36	7,595	155	2.1%
Highlands	7,042	<div></div> 0%	69	7,111	298	4.2%
Walton	6,201	<div></div> 0%	717	6,918	82	1.3%
Jackson	5,809	<div></div> 0%	62	5,871	146	2.5%
Flagler	5,725	<div></div> 0%	70	5,795	87	1.5%
Putnam	5,766	<div></div> 0%	17	5,783	122	2.1%
Monroe	5,391	<div></div> 0%	307	5,698	44	0.8%
Gadsden	5,366	<div></div> 0%	16	5,382	83	1.5%
Suwannee	5,052	<div></div> 0%	27	5,079	126	2.5%
Hendry	4,237	<div></div> 0%	18	4,255	68	1.6%
Desoto	3,668	<div></div> 0%	17	3,685	72	2.0%
Okeechobee	3,476	<div></div> 0%	37	3,513	71	2.0%
Unknown	368	<div></div> 0%	3,054	3,422	0	0.0%
Baker	3,261	<div></div> 0%	15	3,276	54	1.7%
Wakulla	3,130	<div></div> 0%	12	3,142	51	1.6%
Levy	2,820	<div></div> 0%	9	2,829	34	1.2%
Bradford	2,801	<div></div> 0%	13	2,814	50	1.8%
Hardee	2,745	<div></div> 0%	13	2,758	29	1.1%
Taylor	2,604	<div></div> 0%	6	2,610	41	1.6%
Washington	2,579	<div></div> 0%	20	2,599	41	1.6%
Holmes	2,131	<div></div> 0%	31	2,162	43	2.0%
Madison	1,942	<div></div> 0%	26	1,968	40	2.1%
Gulf	1,818	<div></div> 0%	23	1,841	37	2.0%
Union	1,727	<div></div> 0%	1	1,728	70	4.1%
Calhoun	1,599	<div></div> 0%	3	1,602	39	2.4%
Lafayette	1,579	<div></div> 0%	0	1,579	24	1.5%
Hamilton	1,537	<div></div> 0%	17	1,554	21	1.4%
Dixie	1,459	<div></div> 0%	3	1,462	19	1.3%
Jefferson	1,370	<div></div> 0%	22	1,392	23	1.7%
Gilchrist	1,385	<div></div> 0%	4	1,389	31	2.2%
Franklin	1,244	<div></div> 0%	30	1,274	13	1.0%
Liberty	1,035	<div></div> 0%	1	1,036	15	1.4%
Glades	893	<div></div> 0%	2	895	15	1.7%
Total	1,838,745		34,178	1,872,923	30,065	1.6%

COVID-19: characteristics of 1,838,745 Florida resident cases

Data through Feb 21, 2021 verified as of Feb 22, 2021 at 09:25 AM

Data in this report are provisional and subject to change.

The table below includes the cities and counties of residence for cases in Florida residents based on the patient's ZIP Code. Note that city is not always received as part of the initial notification and may be missing while the case is being investigated.

City and county	Cases
Miami, Dade	230,912
Orlando, Orange	82,042
Jacksonville, Duval	81,127
Tampa, Hillsborough	63,408
Hialeah, Dade	56,331
Fort Lauderdale, Broward	40,606
Hollywood, Broward	36,050
West Palm Beach, Palm Beach	28,375
Kissimmee, Osceola	27,523
Tallahassee, Leon	26,873
Pensacola, Escambia	24,765
Naples, Collier	24,229
Homestead, Dade	23,936
Saint Petersburg, Pinellas	23,465
Fort Myers, Lee	21,656
Bradenton, Manatee	19,948
Ocala, Marion	19,926
Boca Raton, Palm Beach	19,518
Lakeland, Polk	19,363
Pompano Beach, Broward	18,349
Gainesville, Alachua	17,440
Sarasota, Sarasota	15,662
Port Saint Lucie, St. Lucie	14,143
Lake Worth, Palm Beach	14,107
Cape Coral, Lee	13,874
Clearwater, Pinellas	12,493
Miami Beach, Dade	12,412
Miramar, Broward	12,290
Boynton Beach, Palm Beach	11,252
Panama City, Bay	11,200
Doral, Dade	10,893
Coral Springs, Broward	10,715
Saint Augustine, St. Johns	10,535
Miami Gardens, Dade	10,491
Melbourne, Brevard	9,522
Winter Haven, Polk	9,366
Delray Beach, Palm Beach	8,783
Lehigh Acres, Lee	8,587
Vero Beach, Indian River	8,234
Riverview, Hillsborough	8,207
Davie, Broward	8,138
Milton, Santa Rosa	8,056
New Port Richey, Pasco	7,496
Palm Bay, Brevard	7,429
Sunrise, Broward	7,381
Fort Pierce, St. Lucie	7,194
Coral Gables, Dade	7,121
Saint Cloud, Osceola	6,975
Largo, Pinellas	6,949
Lake City, Columbia	6,895
Daytona Beach, Volusia	6,863
Orange Park, Clay	6,754
Apopka, Orange	6,746
Spring Hill, Hernando	6,533
Plantation, Broward	6,369
Clermont, Lake	6,286
Davenport, Polk	6,270
North Miami Beach, Dade	6,267
Brandon, Hillsborough	6,183

COVID-19: characteristics of 1,838,745 Florida resident cases

Data through Feb 21, 2021 verified as of Feb 22, 2021 at 09:25 AM

Data in this report are provisional and subject to change.

The table below includes the cities and counties of residence for cases in Florida residents based on the patient's ZIP Code. Note that city is not always received as part of the initial notification and may be missing while the case is being investigated.

City and county	Cases
Weston, Broward	5,875
Jupiter, Palm Beach	5,864
Plant City, Hillsborough	5,857
Sanford, Seminole	5,855
Deltona, Volusia	5,725
Deerfield Beach, Broward	5,490
Winter Garden, Orange	5,383
Port Charlotte, Charlotte	5,109
Fort Walton Beach, Okaloosa	5,076
Tamarac, Broward	5,051
Crestview, Okaloosa	4,837
Palm Coast, Flagler	4,832
Stuart, Martin	4,811
Wesley Chapel, Pasco	4,732
Coconut Creek, Broward	4,618
Land O Lakes, Pasco	4,610
Palm Beach Gardens, Palm Beach	4,580
Margate, Broward	4,489
Deland, Volusia	4,477
Palmetto, Manatee	4,467
Palm Harbor, Pinellas	4,423
Winter Park, Orange	4,416
Wellington, Palm Beach	4,324
Oviedo, Seminole	4,320
Miami Lakes, Dade	4,269
Opa Locka, Dade	4,102
Altamonte Springs, Seminole	4,056
Middleburg, Clay	4,013
Live Oak, Suwannee	3,941
Port Orange, Volusia	3,939
Haines City, Polk	3,930
Lutz, Hillsborough	3,923
Venice, Sarasota	3,835
Brooksville, Hernando	3,828
North Port, Sarasota	3,817
Punta Gorda, Charlotte	3,780
Sebring, Highlands	3,774
Ocoee, Orange	3,764
Valrico, Hillsborough	3,749
Leesburg, Lake	3,747
Hallandale, Broward	3,719
The Villages, Sumter	3,650
Saint Johns, St. Johns	3,637
Pembroke Pines, Broward	3,577
Arcadia, Desoto	3,565
Bonita Springs, Lee	3,491
Ormond Beach, Volusia	3,487
Okeechobee, Okeechobee	3,465
Seminole, Pinellas	3,442
Navarre, Santa Rosa	3,434
Zephyrhills, Pasco	3,375
Pinellas Park, Pinellas	3,221
Immokalee, Collier	3,215
Windermere, Orange	3,214
Longwood, Seminole	3,184
North Lauderdale, Broward	3,140
Gulf Breeze, Santa Rosa	3,138
Ruskin, Hillsborough	3,067
North Miami, Dade	3,044

COVID-19: characteristics of 1,838,745 Florida resident cases

Data through Feb 21, 2021 verified as of Feb 22, 2021 at 09:25 AM

Data in this report are provisional and subject to change.

The table below includes the cities and counties of residence for cases in Florida residents based on the patient's ZIP Code. Note that city is not always received as part of the initial notification and may be missing while the case is being investigated.

City and county	Cases
Cocoa, Brevard	3,026
Niceville, Okaloosa	3,023
Cantonment, Escambia	3,001
Panama City Beach, Bay	2,866
Quincy, Gadsden	2,851
Jacksonville Beach, Duval	2,850
Crawfordville, Wakulla	2,809
Lake Worth Beach, Palm Beach	2,807
Key West, Monroe	2,761
Cutler Ridge, Dade	2,751
Casselberry, Seminole	2,706
Hudson, Pasco	2,676
Palatka, Putnam	2,670
Bartow, Polk	2,665
Dade City, Pasco	2,653
Port Richey, Pasco	2,641
Fernandina Beach, Nassau	2,618
Green Cove Springs, Clay	2,577
North Fort Myers, Lee	2,558
Oakland Park, Broward	2,537
Titusville, Brevard	2,516
Lake Mary, Seminole	2,477
Kissimmee, Polk	2,472
Ponte Vedra Beach, St. Johns	2,455
Winter Springs, Seminole	2,454
Perry, Taylor	2,449
Auburndale, Polk	2,443
Aventura, Dade	2,361
Lake Wales, Polk	2,356
Merritt Island, Brevard	2,347
Lynn Haven, Bay	2,341
New Smyrna Beach, Volusia	2,331
Marianna, Jackson	2,331
Tarpon Springs, Pinellas	2,307
Inverness, Citrus	2,277
Clewiston, Hendry	2,238
Belle Glade, Palm Beach	2,203
Fleming Island, Clay	2,194
Eustis, Lake	2,138
Santa Rosa Beach, Walton	2,121
Royal Palm Beach, Palm Beach	2,103
Parkland, Broward	2,098
Wimauma, Hillsborough	2,090
Estero, Lee	2,068
Dunedin, Pinellas	2,063
Cooper City, Broward	2,062
Loxahatchee, Palm Beach	2,030
Chipley, Washington	2,010
Defuniak Springs, Walton	2,007
Holiday, Pasco	1,954
Rockledge, Brevard	1,909
Sarasota, Manatee	1,896
Key Biscayne, Dade	1,892
Starke, Bradford	1,884
Destin, Okaloosa	1,880
Labelle, Hendry	1,878
Parrish, Manatee	1,827
Mount Dora, Lake	1,824
Avon Park, Highlands	1,818

COVID-19: characteristics of 1,838,745 Florida resident cases

Data through Feb 21, 2021 verified as of Feb 22, 2021 at 09:25 AM

Data in this report are provisional and subject to change.

The table below includes the cities and counties of residence for cases in Florida residents based on the patient's ZIP Code. Note that city is not always received as part of the initial notification and may be missing while the case is being investigated.

City and county	Cases
Odessa, Hillsborough	1,817
Mulberry, Polk	1,798
Palm City, Martin	1,795
Tavares, Lake	1,767
Riviera Beach, Palm Beach	1,744
Summerfield, Marion	1,706
Seffner, Hillsborough	1,696
Yulee, Nassau	1,687
Groveland, Lake	1,609
Wauchula, Hardee	1,593
Macclenny, Baker	1,592
Pinecrest, Dade	1,582
Mayo, Lafayette	1,552
Maitland, Orange	1,543
Coconut Grove, Dade	1,531
Bonifay, Holmes	1,530
Callahan, Nassau	1,519
Sebastian, Indian River	1,513
Lithia, Hillsborough	1,508
Orange City, Volusia	1,506
Carol City, Dade	1,498
Ponte Vedra, St. Johns	1,483
Crossings, Dade	1,470
Missing, Dade	1,470
Homosassa, Citrus	1,439
Crystal River, Citrus	1,430
Lady Lake, Lake	1,425
Palmetto Bay, Dade	1,409
Dania, Broward	1,345
Lake Butler, Union	1,338
Pace, Santa Rosa	1,335
Lake Placid, Highlands	1,329
Madison, Madison	1,296
Sun City Center, Hillsborough	1,284
Gibsonton, Hillsborough	1,283
Atlantic Beach, Duval	1,282
Dover, Hillsborough	1,267
Florida City, Dade	1,264
Biscayne Park, Dade	1,260
Oldsmar, Pinellas	1,259
Monticello, Jefferson	1,255
Hobe Sound, Martin	1,238
Dunnellon, Marion	1,232
Alachua, Alachua	1,212
Indiantown, Martin	1,210
Apollo Beach, Hillsborough	1,208
Edgewater, Volusia	1,206
Graceville, Jackson	1,199
Palm Springs, Palm Beach	1,191
Debary, Volusia	1,158
Bellevue, Marion	1,149
Century, Escambia	1,139
North Palm Beach, Palm Beach	1,123
Lantana, Palm Beach	1,097
Newberry, Alachua	1,095
South Miami, Dade	1,091
Lecanto, Citrus	1,063
Havana, Gadsden	1,057
El Portal, Dade	1,046

COVID-19: characteristics of 1,838,745 Florida resident cases

Data through Feb 21, 2021 verified as of Feb 22, 2021 at 09:25 AM

Data in this report are provisional and subject to change.

The table below includes the cities and counties of residence for cases in Florida residents based on the patient's ZIP Code. Note that city is not always received as part of the initial notification and may be missing while the case is being investigated.

City and county	Cases
Hilliard, Nassau	1,044
Williston, Levy	1,029
Blountstown, Calhoun	1,016
Safety Harbor, Pinellas	1,011
Jasper, Hamilton	1,011
Beverly Hills, Citrus	1,008
Ellenton, Manatee	1,006
Freeport, Walton	996
Jensen Beach, Martin	987
Satellite Beach, Brevard	961
Trenton, Gilchrist	945
Wewahitchka, Gulf	942
Sanderson, Baker	936
Lauderhill, Broward	932
Wildwood, Sumter	925
Keystone Heights, Clay	917
Everglades National Park, Dade	898
Hernando, Citrus	888
Wilton Manors, Broward	882
Nokomis, Sarasota	882
Mary Esther, Okaloosa	882
Fellsmere, Indian River	874
Englewood, Charlotte	872
Frostproof, Polk	872
Fisher Island, Dade	850
Polk City, Polk	847
Port Saint Joe, Gulf	847
Bushnell, Sumter	845
Key Largo, Monroe	842
Dunnellon, Citrus	840
Moore Haven, Glades	837
Coleman, Sumter	825
Medley, Dade	823
Shalimar, Okaloosa	817
Bristol, Liberty	802
Lauderdale Lakes, Broward	798
Cross City, Dixie	790
Pahokee, Palm Beach	775
South Bay, Palm Beach	767
Marco Island, Collier	744
Cocoa Beach, Brevard	730
Glen Saint Mary, Baker	728
Fort Meade, Polk	726
High Springs, Alachua	720
Chattahoochee, Gadsden	715
Chiefland, Levy	713
Olympia Heights, Dade	703
Uleta, Dade	703
Minneola, Lake	696
Sorrento, Lake	694
Englewood, Sarasota	690
Trinity, Pasco	688
Indialantic, Brevard	687
Crescent City, Putnam	683
Thonotosassa, Hillsborough	681
Interlachen, Putnam	681
Coral, Dade	679
Miramar Beach, Walton	676
Spring Hill, Pasco	668

COVID-19: characteristics of 1,838,745 Florida resident cases

Data through Feb 21, 2021 verified as of Feb 22, 2021 at 09:25 AM

Data in this report are provisional and subject to change.

The table below includes the cities and counties of residence for cases in Florida residents based on the patient's ZIP Code. Note that city is not always received as part of the initial notification and may be missing while the case is being investigated.

City and county	Cases
Fruitland Park, Lake	654
Lawtey, Bradford	652
Bowling Green, Hardee	646
Marathon, Monroe	639
Southwest Ranches, Broward	635
Jacksonville, St. Johns	633
Fort Myers Beach, Lee	623
Old Town, Dixie	616
Umatilla, Lake	615
Lake Alfred, Polk	611
Fort White, Columbia	610
Neptune Beach, Duval	603
West Melbourne, Brevard	594
Baker, Okaloosa	559
Silver Springs, Marion	552
Sneads, Jackson	543
Bronson, Levy	542
Clearwater Beach, Pinellas	533
Belle Isle, Orange	533
South Daytona, Volusia	527
Weeki Wachee, Hernando	526
Carrabelle, Franklin	522
Jay, Santa Rosa	519
Palm Beach, Palm Beach	516
Gulfport, Pinellas	514
Sweetwater, Dade	483
Hawthorne, Alachua	480
Mascotte, Lake	473
Cottdonale, Jackson	470
Bunnell, Flagler	468
Molino, Escambia	460
Citra, Marion	460
Surfside, Dade	457
Midway, Gadsden	455
Zolfo Springs, Hardee	453
Oakland, Orange	448
Oxford, Sumter	446
East Palatka, Putnam	445
Rotunda West, Charlotte	444
Florida State University, Leon	437
Melbourne Beach, Brevard	427
Myakka City, Manatee	426
Youngstown, Bay	423
Cape Canaveral, Brevard	422
Ocklawaha, Marion	418
Altha, Calhoun	416
Branford, Suwannee	409
Apalachicola, Franklin	407
Tavernier, Monroe	407
Mims, Brevard	404
Bell, Gilchrist	403
Celebration, Osceola	400
Indian Harbour Beach, Brevard	398
Dundee, Polk	398
Flagler Beach, Flagler	397
Centerville, Leon	396
Alva, Lee	390
Bal Harbour, Dade	376
Archer, Alachua	370

COVID-19: characteristics of 1,838,745 Florida resident cases

Data through Feb 21, 2021 verified as of Feb 22, 2021 at 09:25 AM

Data in this report are provisional and subject to change.

The table below includes the cities and counties of residence for cases in Florida residents based on the patient's ZIP Code. Note that city is not always received as part of the initial notification and may be missing while the case is being investigated.

City and county	Cases
Haverhill, Palm Beach	363
Hastings, St. Johns	361
De Leon Springs, Volusia	358
Raiford, Union	357
Eagle Lake, Polk	353
Webster, Sumter	352
Floral City, Citrus	341
Osprey, Sarasota	340
Grand Ridge, Jackson	337
West Miami, Dade	331
Greenville, Madison	322
Holly Hill, Volusia	319
Lake Park, Palm Beach	318
Tequesta, Palm Beach	315
Pierson, Volusia	313
Vernon, Washington	311
Jennings, Hamilton	311
Malone, Jackson	309
Ave Maria, Collier	305
Grand Island, Lake	303
Satsuma, Putnam	301
Montverde, Lake	299
Chuluota, Seminole	299
Eastpoint, Franklin	297
Indian Rocks Beach, Pinellas	290
Gotha, Orange	288
Westville, Holmes	287
Laurel Hill, Okaloosa	286
Lehigh, Lee	283
Sebastian, Brevard	283
Bryceville, Nassau	282
Elkton, St. Johns	281
Melrose, Putnam	280
Alafaya, Orange	276
Reddick, Marion	276
Kenneth City, Pinellas	274
Valparaiso, Okaloosa	268
Malabar, Brevard	267
Fort McCoy, Marion	266
Greenwood, Jackson	265
O Brien, Suwannee	264
Winter Park, Seminole	260
Anthony, Marion	259
Ponce De Leon, Holmes	258
San Antonio, Pasco	257
Lake Panasoffkee, Sumter	249
Belleair, Pinellas	247
Geneva, Seminole	240
Morriston, Levy	240
Greenacres, Palm Beach	233
South Pasadena, Pinellas	232
Missing, Volusia	228
Inlet Beach, Walton	227
Edgewood, Orange	227
Sanibel, Lee	226
Southport, Bay	223
Lee, Madison	221
Gretna, Gadsden	220
Fountain, Bay	220

COVID-19: characteristics of 1,838,745 Florida resident cases

Data through Feb 21, 2021 verified as of Feb 22, 2021 at 09:25 AM

Data in this report are provisional and subject to change.

The table below includes the cities and counties of residence for cases in Florida residents based on the patient's ZIP Code. Note that city is not always received as part of the initial notification and may be missing while the case is being investigated.

City and county	Cases
Hosford, Liberty	218
Kindred, Osceola	214
White Springs, Hamilton	214
Missing, Orange	211
Eglin Air Force Base, Okaloosa	211
Weirsdale, Marion	210
Fern Park, Seminole	206
Longboat Key, Manatee	205
Wellborn, Suwannee	204
Hallandale Beach, Broward	204
University Of Central Fl, Orange	200
Mcdavid, Escambia	198
Bay Harbor Islands, Dade	196
Saint James City, Lee	191
Mcalpin, Suwannee	185
Holt, Okaloosa	185
Islamorada, Monroe	182
Azalea Park, Orange	182
Lakewood Ranch, Manatee	181
Sopchoppy, Wakulla	181
Astatula, Lake	180
Juno Beach, Palm Beach	179
Holmes Beach, Manatee	178
Altoona, Lake	178
Micanopy, Alachua	177
The Villages, Marion	177
Alford, Jackson	177
Howey-In-The-Hills, Lake	176
Babson Park, Polk	173
Poinciana, Polk	172
Zellwood, Orange	171
Madeira Beach, Pinellas	168
Atlantis, Palm Beach	167
Lauderdale By The Sea, Broward	164
The Villages, Lake	162
Mangonia Park, Palm Beach	158
Caryville, Washington	156
University Of Miami, Dade	155
Center Hill, Sumter	152
Odessa, Pasco	151
Summerland Key, Monroe	151
Lake Helen, Volusia	151
Bokeelia, Lee	149
Viera, Brevard	148
Lockhart, Orange	146
Pomona Park, Putnam	145
Osteen, Volusia	143
Rocky Point, Hillsborough	142
Oak Hill, Volusia	141
Bay Lake, Orange	141
Golden Beach, Dade	139
Clair-Mel City, Hillsborough	138
Hiawassee, Orange	138
Ponce Inlet, Volusia	137
University Of Fl, Alachua	136
Citrus Springs, Citrus	136
Hypoluxo, Palm Beach	133
Grant-Valkaria, Brevard	133
Hollister, Putnam	132

COVID-19: characteristics of 1,838,745 Florida resident cases

Data through Feb 21, 2021 verified as of Feb 22, 2021 at 09:25 AM

Data in this report are provisional and subject to change.

The table below includes the cities and counties of residence for cases in Florida residents based on the patient's ZIP Code. Note that city is not always received as part of the initial notification and may be missing while the case is being investigated.

City and county	Cases
Baldwin, Duval	127
Carrollwood, Hillsborough	126
Cutler Bay, Dade	125
Sumterville, Sumter	124
Hampton, Bradford	124
Lutz, Pasco	122
Apopka, Seminole	122
San Mateo, Putnam	121
Clarksville, Calhoun	119
Matlacha, Lee	117
Steinhatchee, Taylor	116
Christmas, Orange	116
Inglis, Levy	116
Cloud Lake, Palm Beach	115
Lady Lake, Sumter	115
Kendall, Dade	113
Big Pine Key, Monroe	113
Paisley, Lake	113
Placida, Charlotte	112
Lake Hamilton, Polk	112
Buena Ventura Lakes, Osceola	103
Panacea, Wakulla	102
Belleair Beach, Pinellas	101
University Of Central Florida, Orange	101
Callaway, Bay	101
Temple Terrace, Hillsborough	100
Dinsmore, Duval	100
Lamont, Jefferson	99
Seville, Volusia	99
Hurlburt Field, Okaloosa	98
South Fort Myers, Lee	97
Missing, Lee	97
Tierra Verde, Pinellas	96
Brooker, Bradford	96
Canal Point, Palm Beach	94
West Park, Broward	94
Astor, Lake	94
Florahome, Putnam	93
Lighthouse Point, Broward	91
Harmony, Osceola	91
Waldo, Alachua	91
Barry University, Dade	90
Bascom, Jackson	89
Florida Gulf Coast Univ, Lee	87
Missing, St. Johns	87
Fruit Cove, St. Johns	86
Barefoot Bay, Brevard	86
Cedar Key, Levy	86
Tyndall Air Force Base, Bay	85
Pinetta, Madison	84
Maitland, Seminole	84
Saint Leo, Pasco	84
University Of South Florida, Hillsborough	84
Dania Beach, Broward	83
Missing, Marion	81
Lorida, Highlands	81
Bradenton Beach, Manatee	80
Crystal Beach, Pinellas	79
F M, Lee	78

COVID-19: characteristics of 1,838,745 Florida resident cases

Data through Feb 21, 2021 verified as of Feb 22, 2021 at 09:25 AM

Data in this report are provisional and subject to change.

The table below includes the cities and counties of residence for cases in Florida residents based on the patient's ZIP Code. Note that city is not always received as part of the initial notification and may be missing while the case is being investigated.

City and county	Cases
Kathleen, Polk	77
Ocean Ridge, Palm Beach	74
Palma Ceia, Hillsborough	74
Welaka, Putnam	73
Avon Park, Polk	72
Patrick Air Force Base, Brevard	72
City Of Sunrise, Broward	72
Sunny Isles Beach, Dade	72
Eatonville, Orange	70
Campbellton, Jackson	70
Fort Denaud, Hendry	69
Ochopee, Collier	69
Air Mail Facility, Dade	68
Saint Pete Beach, Pinellas	68
Yalaha, Lake	66
Missing, St. Lucie	64
North Venice, Sarasota	64
Boca Grande, Lee	63
Princeton, Dade	63
Greensboro, Gadsden	63
Stock Island, Monroe	62
Reunion, Osceola	60
Bonita Beach, Lee	58
Destin, Walton	58
Georgetown, Putnam	58
Orlando, Seminole	57
Anna Maria, Manatee	57
Bellview, Escambia	56
Cudjoe Key, Monroe	56
Mexico Beach, Bay	56
North Redington Beach, Pinellas	55
Missing, Santa Rosa	53
Missing, Pinellas	53
Lake Suzy, Desoto	53
Miami, Unknown	52
Micco, Brevard	51
Heathrow, Seminole	51
Ona, Hardee	51
Treasure Island, Pinellas	51
Walnut Hill, Escambia	51
Orlando, Dade	51
Northdale, Hillsborough	50
Felda, Hendry	49
Singer Island, Palm Beach	49
Miami Springs, Dade	48
Okahumpka, Lake	48
Missing, Pasco	48
Miromar Lakes, Lee	47
Cinco Bayou, Okaloosa	47
Salt Springs, Marion	47
Aloma, Orange	47
Missing, Duval	47
Palm Beach Shores, Palm Beach	47
Town N Country, Hillsborough	46
Missing, Lake	46
Enterprise, Volusia	44
Highland City, Polk	44
Terra Ceia, Manatee	44
Orlando, Osceola	44

COVID-19: characteristics of 1,838,745 Florida resident cases

Data through Feb 21, 2021 verified as of Feb 22, 2021 at 09:25 AM

Data in this report are provisional and subject to change.

The table below includes the cities and counties of residence for cases in Florida residents based on the patient's ZIP Code. Note that city is not always received as part of the initial notification and may be missing while the case is being investigated.

City and county	Cases
University Of Tampa, Hillsborough	43
Waverly, Polk	43
Sewalls Point, Martin	43
Intercession City, Osceola	42
Duette, Manatee	42
Florence Villa, Polk	41
Manalapan, Palm Beach	41
Saint Johns, Duval	40
Village Of Wellington, Palm Beach	40
Kenansville, Osceola	40
Eaton Park, Polk	39
Gulf Breeze, Escambia	39
Lacoochee, Pasco	39
Key Colony Beach, Monroe	39
Orlando, Broward	39
Ebro, Washington	39
Green Acres, Palm Beach	39
Florida International Univ, Dade	38
Missing, Palm Beach	38
Bayonet Point, Pasco	38
Orlando, Volusia	37
Ponte Vedra, Duval	37
Florida A And M University, Leon	37
Village Wellington, Palm Beach	36
Orlando, Polk	35
Naranja, Dade	34
Flemington, Marion	34
Highland Beach, Palm Beach	34
Hialeah Gardens, Dade	34
Pasadena, Pinellas	33
Dowling Park, Suwannee	32
Bay Pines, Pinellas	32
Tice, Lee	32
Cortez, Manatee	32
Palm Shores, Brevard	32
Bagdad, Santa Rosa	31
Homeland, Polk	31
Lulu, Columbia	31
Eloise, Polk	31
Miami Shores, Dade	30
Lealman, Pinellas	29
Bonita Springs, Collier	29
Penney Farms, Clay	29
Siesta Key, Sarasota	29
Orlando, Hillsborough	29
Mcintosh, Marion	28
Bonaventure, Broward	28
Nocatee, Desoto	28
Stetson University, Volusia	28
Hallandle Beach, Broward	28
Jupiter, Martin	28
Pensacola Beach, Santa Rosa	28
Davenport, Osceola	28
Florida State, Leon	27
Caryville, Holmes	27
North Bay Village, Dade	27
Saint Marks, Wakulla	27
Venus, Highlands	27
Missing, Seminole	27

COVID-19: characteristics of 1,838,745 Florida resident cases

Data through Feb 21, 2021 verified as of Feb 22, 2021 at 09:25 AM

Data in this report are provisional and subject to change.

The table below includes the cities and counties of residence for cases in Florida residents based on the patient's ZIP Code. Note that city is not always received as part of the initial notification and may be missing while the case is being investigated.

City and county	Cases
Univ Of FI Student Dorms, Alachua	27
South Palm Beach, Palm Beach	27
Miami, Broward	26
Lakeshore, Polk	26
Homosassa Springs, Citrus	26
Kinard, Calhoun	26
City Of Westlake, Palm Beach	26
Palmdale, Glades	26
Horseshoe Beach, Dixie	26
Bayshore Gardens, Manatee	25
South Miami Heights, Dade	25
Chokoloskee, Collier	25
Missing, Hillsborough	25
Tangerine, Orange	25
Poinciana, Osceola	25
Indian Lake Estates, Polk	25
Missing, Monroe	25
Fort Lauderdale, Dade	24
Santa Fe, Alachua	24
Earleton, Alachua	24
Labelle, Glades	24
Alturas, Polk	24
Wekiva Springs, Seminole	23
New Smyrna, Volusia	23
Missing, Escambia	23
Goulds, Dade	23
Balm, Hillsborough	22
Westchase, Hillsborough	22
Tioga, Alachua	22
Ridge Manor, Pasco	22
Little Torch Key, Monroe	22
Pine Hills, Orange	22
Pembroke Park, Broward	22
La Crosse, Alachua	22
Bradley, Polk	22
Florida Dept Of Corrections, Union	22
Wausau, Washington	22
Yankeetown, Levy	22
Sydney, Hillsborough	22
Long Key, Monroe	22
Sparr, Marion	21
Paxton, Walton	21
Bonifay, Washington	21
Bostwick, Putnam	21
Kissimmee, Orange	21
Hawthorne, Putnam	21
Missing, Broward	21
Archer, Levy	21
Perdido Key, Escambia	21
Orange Lake, Marion	21
Wabasso, Indian River	21
Branford, Lafayette	20
Indian River Shores, Indian River	20
Missing, Manatee	20
Sugarloaf Key, Monroe	20
Loughman, Polk	20
Plymouth, Orange	20
Citrus Ridge, Indian River	20
Crystal Springs, Pasco	19

COVID-19: characteristics of 1,838,745 Florida resident cases

Data through Feb 21, 2021 verified as of Feb 22, 2021 at 09:25 AM

Data in this report are provisional and subject to change.

The table below includes the cities and counties of residence for cases in Florida residents based on the patient's ZIP Code. Note that city is not always received as part of the initial notification and may be missing while the case is being investigated.

City and county	Cases
Everglades City, Collier	19
Laud-By-The-Sea, Broward	19
Mango, Hillsborough	19
Sun City, Hillsborough	19
Mexico Beach, Gulf	19
Babcock Ranch, Lee	19
Missing, Citrus	19
Pine Castle, Orange	19
Goodland, Collier	18
Florida International University, Dade	18
Hollywood, Dade	18
Parker, Bay	18
Lowell, Marion	18
Orlando, Palm Beach	18
Westlake, Palm Beach	18
Fort Ogden, Desoto	18
Redington Shores, Pinellas	17
Jensen Beach, St. Lucie	17
Graceville, Holmes	17
Candler, Marion	17
Nichols, Polk	17
Nalcrest, Polk	17
Maxville, Duval	17
High Springs, Gilchrist	16
Gulf Hammock, Levy	16
Shady Hills, Pasco	16
Union Park, Orange	16
Jacksonville, Unknown	16
West Panama City Beach, Bay	16
Missing, Collier	16
Champions Gate, Polk	16
Orlando, Pinellas	16
Otter Creek, Levy	15
Woodville, Leon	15
Forest City, Orange	15
Lake City, Suwannee	15
Wewahitchka, Calhoun	15
Trenton, Levy	15
Missing, Indian River	15
Golden Oak, Orange	15
Lake Buena Vista, Orange	15
Gulf Stream, Palm Beach	15
Webster, Hernando	15
Tallevast, Manatee	15
Hernando Beach, Hernando	15
Hutchinson Island, St. Lucie	15
White Springs, Columbia	15
Copeland, Collier	14
Lakewood Ranch, Sarasota	14
Village Of Palmetto Bay, Dade	14
Mount Dora, Orange	14
Suwannee, Dixie	14
Brooksville, Pasco	14
Winter Garden, Lake	14
Murdock, Charlotte	14
Missing, Brevard	13
Wildlight, Nassau	13
Orlando, Brevard	13
Saint George Island, Franklin	13

COVID-19: characteristics of 1,838,745 Florida resident cases

Data through Feb 21, 2021 verified as of Feb 22, 2021 at 09:25 AM

Data in this report are provisional and subject to change.

The table below includes the cities and counties of residence for cases in Florida residents based on the patient's ZIP Code. Note that city is not always received as part of the initial notification and may be missing while the case is being investigated.

City and county	Cases
Trilby, Pasco	13
Daytona Beach Shores, Volusia	13
Hialeah, Unknown	13
Belleair Bluffs, Pinellas	13
Lake Monroe, Seminole	13
Orlando, Lake	13
Johns Pass Village, Pinellas	13
Buckingham, Lee	13
Watersound, Walton	13
Graham, Bradford	13
Laurel Hill, Walton	13
Kingsley Lake, Bradford	13
Gonzalez, Escambia	12
Pensacola Beach, Escambia	12
Rosemary Beach, Walton	12
Wahneta, Polk	12
Roseland, Indian River	12
Braden River, Manatee	12
Orlando, Unknown	12
Saint Lucie West, St. Lucie	12
Choctaw Beach, Okaloosa	12
Fort Charlotte, Charlotte	12
Unknown, Dade	12
Long Boat Key, Manatee	12
Ramrod Key, Monroe	11
Greenville, Taylor	11
Missing, Putnam	11
Holder, Citrus	11
Missing, Unknown	11
Mount Plymouth, Lake	11
Orlando, Leon	11
Durant, Hillsborough	11
Citrus Hills, Citrus	11
Florida State Univ Admin, Leon	11
Indian Creek Village, Dade	11
Naples, Lee	10
Steinhatchee, Dixie	10
Missing, Nassau	10
Ozona, Pinellas	10
Leisure City, Dade	10
Missing, Bay	10
Orlando, Duval	10
Perrine, Dade	10
Passport, Unknown	10
Seacrest, Walton	10
Hillsboro Beach, Broward	10
Missing, Polk	10
Captiva, Lee	10
Deerfield Beach, Palm Beach	10
Eau Gallie, Brevard	10
Grandin, Putnam	10
Telogia, Liberty	10
Deer Island, Lake	10
Alys Beach, Bay	10
Cottondale, Washington	9
East Lake, Marion	9
Innovation, Pasco	9
Gibsonia, Polk	9
Redington Beach, Pinellas	9

COVID-19: characteristics of 1,838,745 Florida resident cases

Data through Feb 21, 2021 verified as of Feb 22, 2021 at 09:25 AM

Data in this report are provisional and subject to change.

The table below includes the cities and counties of residence for cases in Florida residents based on the patient's ZIP Code. Note that city is not always received as part of the initial notification and may be missing while the case is being investigated.

City and county	Cases
Sea Ranch Lakes, Broward	9
Palma Sola, Manatee	9
Beverly Beach, Flagler	9
Lake Como, Putnam	9
University Park, Manatee	9
Missing, Martin	9
Fanning Springs, Gilchrist	9
Saint Augustine, Duval	9
West Delray Beach, Palm Beach	9
Nobleton, Hernando	9
Grant Valkaria, Brevard	9
Briny Breezes, Palm Beach	9
Dade City, Hernando	9
Lamont, Madison	9
Lloyd, Jefferson	9
Los Angeles, Dade	9
Forest City, Seminole	9
Haines Creek, Lake	9
Cypress, Jackson	9
Boca Raton, Broward	9
Rubonia, Manatee	9
Missing, Sumter	9
Babcock Ranch, Charlotte	9
Umatilla, Marion	8
Elfers, Pasco	8
Evinston, Alachua	8
Virginia Gardens, Dade	8
Salem, Taylor	8
Seybold, Dade	8
Missing, Okaloosa	8
Fairfield, Marion	8
Ferndale, Lake	8
Cross Creek, Alachua	8
Fort Walton Beach, Unknown	8
Goldenrod, Seminole	8
Ponce De Leon, Walton	8
Jerome, Collier	8
Barberville, Volusia	7
Missing, Clay	7
Missing, Taylor	7
Fort Lauderdale, Unknown	7
Niceville, Walton	7
Orlando, Alachua	7
River Ranch, Polk	7
Putnam Hall, Putnam	7
Saint Augustine Beach, St. Johns	7
Palm City, St. Lucie	7
Aripeka, Pasco	7
Holt, Santa Rosa	7
Maitland, Volusia	7
White City, Gulf	7
Worthington Springs, Union	7
Pine Ridge, Citrus	7
Switzerland, St. Johns	7
Orange Springs, Marion	7
Fernandina, Nassau	7
Day, Lafayette	7
Basinger, Okeechobee	7
Port Saint John, Brevard	7

COVID-19: characteristics of 1,838,745 Florida resident cases

Data through Feb 21, 2021 verified as of Feb 22, 2021 at 09:25 AM

Data in this report are provisional and subject to change.

The table below includes the cities and counties of residence for cases in Florida residents based on the patient's ZIP Code. Note that city is not always received as part of the initial notification and may be missing while the case is being investigated.

City and county	Cases
Orange Park, Duval	7
University Of Central Fl, Hillsborough	7
Orlando, Pasco	7
Longboat Key, Sarasota	7
Keystone Heights, Bradford	7
Glenwood, Volusia	6
Orchid, Indian River	6
Miccosukee, Leon	6
Pensacola, Unknown	6
Ybor City, Hillsborough	6
Newberry, Gilchrist	6
Duck Key, Monroe	6
Lake Butler, Bradford	6
Missing, Flagler	6
Mayport Naval Station, Duval	6
Bradenton, Sarasota	6
Maitland, Osceola	6
Inglis, Citrus	6
Sunny Hills, Washington	6
Orlando, Flagler	6
Orlando, Marion	6
Quail Heights, Dade	6
Punta Gorda, Lee	6
Valkaria, Brevard	6
Indian Shores, Pinellas	6
Missing, Walton	6
Labelle, Lee	6
Eglin, Okaloosa	6
Coco River, Collier	6
Maitland, Hillsborough	6
Grove City, Charlotte	6
Winter Park, Polk	6
Winderemere, Orange	6
Westchester, Dade	5
Port Salerno, Martin	5
Hialeah, Broward	5
Ebro, Bay	5
Bruce, Holmes	5
Missing, Sarasota	5
Scottsmoor, Brevard	5
Miami, Palm Beach	5
Stuart, St. Lucie	5
Pass, Unknown	5
Missing, Leon	5
Milton, Escambia	5
Shady Grove, Taylor	5
Mayport, Duval	5
Inlet Beach, Bay	5
Ocoee, Lake	5
Okeechobee, Martin	5
N/A, Unknown	5
Orlando, Manatee	5
Wakulla Springs, Wakulla	5
Miami Beach, Unknown	5
Anastasia Island, St. Johns	5
Fort Lauderdale, Lee	5
University Of Central Fl, Martin	5
Williston, Marion	5
Bayou George, Bay	5

COVID-19: characteristics of 1,838,745 Florida resident cases

Data through Feb 21, 2021 verified as of Feb 22, 2021 at 09:25 AM

Data in this report are provisional and subject to change.

The table below includes the cities and counties of residence for cases in Florida residents based on the patient's ZIP Code. Note that city is not always received as part of the initial notification and may be missing while the case is being investigated.

City and county	Cases
Boynton Beach, Broward	5
Miramar, Dade	5
Miami Gardens, Unknown	5
Kissimmee, Unknown	5
Jacksonville Naval Air Station, Duval	5
Fort Lauderdale, Palm Beach	5
Morriston, Marion	5
Pompano Beach, Unknown	5
PsI, Unknown	5
San Carlos Park, Lee	5
Okeechobee, Osceola	4
Branford, Gilchrist	4
Conch Key, Monroe	4
Cape Haze, Charlotte	4
Clewiston, Palm Beach	4
Sugarloaf, Monroe	4
Clarcona, Orange	4
Lazy Lake, Broward	4
Lamont, Taylor	4
Seacrest, Bay	4
Sandestin, Walton	4
Point Washington, Walton	4
Pompano Beach, Dade	4
East Rockland Key, Monroe	4
El Jobean, Charlotte	4
Bella Collina, Lake	4
Alys Beach, Walton	4
Naples, Unknown	4
Missing, Alachua	4
Hinsdale, Manatee	4
Weirsdale, Lake	4
Pompano Beach, Palm Beach	4
Oneco, Manatee	4
International Service Center, Dade	4
Indian Rock Beach, Pinellas	4
Hollywood, Unknown	4
Bowling Green, Polk	4
Cypress Gardens, Polk	4
Greenville, Jefferson	4
DeLand, Lake	4
Oklawaha, Marion	4
Port Charlotte, Unknown	4
Okeechobee, Glades	4
West Bradenton, Manatee	4
Live Oak, Madison	4
Loxahatchee Groves, Palm Beach	4
Pensacola, Santa Rosa	4
Missing, Highlands	4
Glen Ridge, Palm Beach	4
Coconut Creek, Palm Beach	4
Highland Park, Polk	4
Margate, Unknown	4
Melrose, Bradford	4
Mid Florida, Seminole	4
Ocean Breeze, Martin	4
Pass, Dade	3
Vero Beach, Brevard	3
Los Angeles, Broward	3
Lake Worth, Broward	3

COVID-19: characteristics of 1,838,745 Florida resident cases

Data through Feb 21, 2021 verified as of Feb 22, 2021 at 09:25 AM

Data in this report are provisional and subject to change.

The table below includes the cities and counties of residence for cases in Florida residents based on the patient's ZIP Code. Note that city is not always received as part of the initial notification and may be missing while the case is being investigated.

City and county	Cases
Jacksonville, Dade	3
Brewton, Escambia	3
Apopka, Broward	3
Lake Harbor, Palm Beach	3
Lanark Village, Franklin	3
Maitland, Polk	3
Orem, Palm Beach	3
Pp, Dade	3
Pp, Unknown	3
Woodside, Broward	3
Lynbrook, Broward	3
Miami, Orange	3
Miami Gardens, Broward	3
Lake Geneva, Clay	3
Lake City, Duval	3
Lakeland, Hillsborough	3
Immokalee, Lee	3
Hallandale Beach, Unknown	3
Fort Myers, Unknown	3
Blountstown, Liberty	3
Wildwood, Marion	3
Village Of Golf, Palm Beach	3
Port Saint Lucie, Martin	3
Palm Coast, Volusia	3
Saint Augusaintine Beach, St. Johns	3
Saint Petersburg, Hillsborough	3
Tarpon Springs, Pasco	3
Tampa, Pinellas	3
Tampa Palms, Hillsborough	3
Pineland, Lee	3
Winter Garden, Seminole	3
Clermont, Orange	3
Jacksonville, Clay	3
Marina Del Rey, Dade	3
Laurel, Sarasota	3
Ludlam, Dade	3
Cape San Blas, Gulf	3
Crestview, Walton	3
Fernandina Beach, Duval	3
Apopka, Lake	3
Island Grove, Alachua	3
Green Cove Springs, Duval	3
Fpo, Duval	3
Mayport Naval Housing, Duval	3
Monticello, Madison	3
Samoset, Manatee	3
San Fernando, Unknown	3
Vernon, Bay	3
Jonesville, Alachua	3
Julington Creek, St. Johns	3
Jupiter Island, Martin	3
Longwood, Unknown	3
Mims, Volusia	3
Miramar, Unknown	3
Marco Island, Lee	3
Alford, Washington	3
Altamonte Springs, Orange	3
High Springs, Columbia	3
Pembroke Pines, Unknown	3

COVID-19: characteristics of 1,838,745 Florida resident cases

Data through Feb 21, 2021 verified as of Feb 22, 2021 at 09:25 AM

Data in this report are provisional and subject to change.

The table below includes the cities and counties of residence for cases in Florida residents based on the patient's ZIP Code. Note that city is not always received as part of the initial notification and may be missing while the case is being investigated.

City and county	Cases
Ocean Reef Club, Monroe	3
Vero Beach, St. Lucie	3
Land O Lakes, Hillsborough	3
Lady Lake, Marion	3
Fisher Island, Unknown	3
Jacksonville , Duval	3
Bay Harbor Islands, Unknown	3
Ft Pierce, St. Lucie	3
Milligan, Okaloosa	3
Westville, Walton	3
Coraopolis, Citrus	3
Champions Gate, Osceola	3
Chicago, Lee	3
Bristol, Calhoun	3
Jacksonville, Alachua	3
Missing, Osceola	3
North Fort Myers, Charlotte	3
Stuart, Palm Beach	3
Sorrento, Orange	3
Summerfield, Unknown	2
Tampa, Hernando	2
Sharpes, Brevard	2
Sebring, Desoto	2
Saint Lucie Village, St. Lucie	2
Noma, Holmes	2
Ormond Beach, Flagler	2
Orlando, Lee	2
Panama City, Unknown	2
Pembroke Pines, Dade	2
Wauchula, Desoto	2
Vero Beach, Unknown	2
Yeehaw, Okeechobee	2
Marina Del Rey, Broward	2
Melrose, Clay	2
Mesa, Unknown	2
Longview, Dade	2
Jacksonville Naval Hospital, Duval	2
Jacksonville, Nassau	2
Hosford, Calhoun	2
Aventura, Broward	2
000000, Unknown	2
Windermere, Lake	2
Wacissa, Jefferson	2
Tampa, Unknown	2
Sutton, Pasco	2
Red Bay, Holmes	2
Saint Marys, Nassau	2
Pembroke Lakes, Broward	2
Port Saint Lucie, Palm Beach	2
Fort Lauderdale, Alachua	2
Deerfield Beach, Unknown	2
Doral, Unknown	2
Brooklyn, Broward	2
Cross City, Taylor	2
Carl Fisher, Dade	2
Jupiter, Dade	2
Homeless, Hillsborough	2
Lakeland, Unknown	2
Micanopy, Marion	2

COVID-19: characteristics of 1,838,745 Florida resident cases

Data through Feb 21, 2021 verified as of Feb 22, 2021 at 09:25 AM

Data in this report are provisional and subject to change.

The table below includes the cities and counties of residence for cases in Florida residents based on the patient's ZIP Code. Note that city is not always received as part of the initial notification and may be missing while the case is being investigated.

City and county	Cases
Venice, Dade	2
West Palm Beach, Unknown	2
Windermere, Hillsborough	2
Winter Park, Volusia	2
Winter Springs, Orange	2
Okeechobee, Highlands	2
Orlando, Escambia	2
Port Charlotte, Lee	2
Sand Lake, Orange	2
Port St. Lucie, St. Lucie	2
University Of Central Fl, Seminole	2
Union, Manatee	2
Fort Pierce, Brevard	2
Graceville, Unknown	2
Eatonville, Polk	2
Delray Beach, Broward	2
Bonnie, Dade	2
Marathon Shores, Monroe	2
Miami, Martin	2
Long Beach, Orange	2
New Port Richey, Hillsborough	2
Lauderhill, Unknown	2
Jena, Taylor	2
Labelle, Collier	2
Seguin, Unknown	2
Sunrise, Unknown	2
Tampa, Broward	2
Tarpon Springs, Hillsborough	2
Sarasota, Unknown	2
Port Canaveral, Brevard	2
Plantation Key, Monroe	2
Orlando, St. Lucie	2
Oakland Park, Unknown	2
Orlando, Collier	2
Marysville, Dade	2
Callahan, Duval	2
Cross Key, Monroe	2
Cibolo, Orange	2
Claysville, Hernando	2
Dade City, Unknown	2
Crescent Beach, Sarasota	2
Defuniak Springs, Okaloosa	2
Defuniak Springs, Unknown	2
Lecanto, Marion	2
Miami Shores, Broward	2
Maitland, Leon	2
Fort Myers, Collier	2
Fort Pierce, Martin	2
Lake Helen, Orange	2
Clermont, Polk	2
Bronx, Seminole	2
Doctors Inlet, Clay	2
Bonifay, Jackson	2
Bonnie, Sarasota	2
Winter Park, Leon	2
Weston, Dade	2
West Palm Beach, Dade	2
Redland, Dade	2
Olustee, Baker	2

COVID-19: characteristics of 1,838,745 Florida resident cases

Data through Feb 21, 2021 verified as of Feb 22, 2021 at 09:25 AM

Data in this report are provisional and subject to change.

The table below includes the cities and counties of residence for cases in Florida residents based on the patient's ZIP Code. Note that city is not always received as part of the initial notification and may be missing while the case is being investigated.

City and county	Cases
Orlando, Santa Rosa	2
Orlando, Charlotte	2
Palm Springs North, Dade	2
Missing, Hernando	2
None, Dade	2
Navarre, Okaloosa	2
Mount Pleasant, Gadsden	2
Upper Key Largo, Monroe	2
University Of Central Florida, Brevard	2
Seven Springs, Pasco	2
West Palm Beach, Broward	2
West Villages, Sarasota	2
Zellwood, Lake	2
Blountstown, Jackson	2
Alligator Point, Franklin	2
Bradington, Manatee	2
Crawfordville, Leon	2
Coconut Creek, Unknown	2
Eatonville, Lake	2
Hallandale Beach, Dade	2
Lawtey, Union	2
Lutz, Pinellas	2
Los Angeles, Okaloosa	2
Wekiwa Springs, Seminole	2
University Of Central Florida, Palm Beach	2
University Of Central Florida, Pinellas	2
Wimauma, Manatee	2
Provo, Broward	2
Portland, Unknown	2
Sumatra, Liberty	2
Maitland, Lake	2
Hialeah Lakes, Dade	2
Hialeah, Orange	2
Moore Haven, Hendry	2
Naples, Broward	2
Cassadaga, Volusia	2
Fort Walton Beach, Walton	2
Duke Field Air Force Station, Okaloosa	2
Dunnellon, Levy	2
Florida Power & Light Co, Dade	2
Madison, Unknown	2
Maitland, Pasco	2
Amelia City, Nassau	2
Apopka, Unknown	2
Alligator Point, Wakulla	2
Chipley, Jackson	2
University Of Central Florida, Broward	2
Orlando, Okaloosa	2
Miamt, Dade	2
Ocala, Unknown	2
Ridge Manor Estates, Sumter	2
Saint Teresa, Wakulla	2
San Antonio, Dade	1
San Diego, Unknown	1
Republic, Monroe	1
Russellville, Hillsborough	1
Saint Augustine, Okaloosa	1
Steinhatchee, Alachua	1
Sanford, Palm Beach	1

COVID-19: characteristics of 1,838,745 Florida resident cases

Data through Feb 21, 2021 verified as of Feb 22, 2021 at 09:25 AM

Data in this report are provisional and subject to change.

The table below includes the cities and counties of residence for cases in Florida residents based on the patient's ZIP Code. Note that city is not always received as part of the initial notification and may be missing while the case is being investigated.

City and county	Cases
Sebastian, Lake	1
Ridgewood, Broward	1
Riverview, Manatee	1
Riverview, Osceola	1
Roseland, Palm Beach	1
Porter Ranch, Dade	1
Raiford, Bradford	1
Ponte Vedra Beach, Orange	1
Port Orange , Volusia	1
Port Saint Lucie, Indian River	1
Plant City, Unknown	1
Pompano Beach, Alachua	1
Middleburg, Duval	1
Midland, Osceola	1
Miami, Charlotte	1
Miamii, Dade	1
Missing, Wakulla	1
Mumford, Manatee	1
N/A, Duval	1
Naples, Alachua	1
Palm City, Unknown	1
Oviedo, Leon	1
Ocean City, Broward	1
Old Town, Gilchrist	1
Opa Locka, Polk	1
Orem, Sarasota	1
Orem, Unknown	1
University Of Central Florida, Hillsborough	1
Wilbur By The Sea, Volusia	1
Willowbrook, Lee	1
Westerville, Hillsborough	1
Wilton Manors, Dade	1
Winston Salem, Unknown	1
Winter Garden, Hillsborough	1
Woodland Hills, Brevard	1
Village Of Palm Springs, Palm Beach	1
Virginia Beach, Alachua	1
Webster, Pasco	1
Union City, Bradford	1
University Of Central FI, Pasco	1
Tampa, Escambia	1
Tampa, Manatee	1
Tangerine, Lake	1
Youngstown, Calhoun	1
Yulee, Duval	1
Colorado Springs, Unknown	1
Conifer, Lee	1
Daniel Island, Bay	1
Everett, Dade	1
Fort Denaud, Glades	1
Fort Meyers, Lee	1
FI State Lot, Leon	1
El Paso, Unknown	1
Eatonville, Seminole	1
Destin, Unknown	1
Diamond, Highlands	1
Altamonte, Orange	1
Alva, Collier	1
333, Unknown	1

COVID-19: characteristics of 1,838,745 Florida resident cases

Data through Feb 21, 2021 verified as of Feb 22, 2021 at 09:25 AM

Data in this report are provisional and subject to change.

The table below includes the cities and counties of residence for cases in Florida residents based on the patient's ZIP Code. Note that city is not always received as part of the initial notification and may be missing while the case is being investigated.

City and county	Cases
Allentown, Putnam	1
Apple Creek, Citrus	1
Amelia Village, Nassau	1
Barefoot Beach, Lee	1
Azalea Park, Osceola	1
Avon, Manatee	1
Aventura, Osceola	1
Bryn Mawr, Palm Beach	1
Burkeville, Brevard	1
Camden Wyoming, Duval	1
Bear Grass, Palm Beach	1
Boca Raton,, Palm Beach	1
Boston, Dade	1
Chipley, Holmes	1
Chattanooga, Dade	1
Miami Garden, Unknown	1
Longwood, Orange	1
Lauderdale Hill, Unknown	1
Lehigh Cares, Lee	1
Live Oak, Columbia	1
Loganville, Orange	1
Knoxville, Escambia	1
Lake Mary, Lake	1
Fortlauderdale, Unknown	1
Fortwalton Beach, Okaloosa	1
Ft Pierce, Unknown	1
Garland, Orange	1
Hallandate Ben, Unknown	1
Havana, Leon	1
Jeffersonville, Broward	1
Hickory, Lee	1
Homeless, Dade	1
Homer, Escambia	1
Hilliard, Unknown	1
Downers Grove, St. Lucie	1
Export, Palm Beach	1
Fdsf, Unknown	1
Felda, Palm Beach	1
Flagler Beach, Volusia	1
Flomaton, Escambia	1
Flora, Lee	1
Fresno, Pasco	1
Fort Myers, Lake	1
Green, Clay	1
Greensburg, Orange	1
Greenville, Monroe	1
Gulf Shores, Escambia	1
Fruitland Park, Sumter	1
Fwb, Unknown	1
Gainesville, Marion	1
Gastonia, Polk	1
Clearwater, Highlands	1
Clermont, Unknown	1
Columbia, Orange	1
Coral Gables, Unknown	1
Coral Springs, Unknown	1
Cornelius, Leon	1
Crestview, Dade	1
Dade City, Polk	1

COVID-19: characteristics of 1,838,745 Florida resident cases

Data through Feb 21, 2021 verified as of Feb 22, 2021 at 09:25 AM

Data in this report are provisional and subject to change.

The table below includes the cities and counties of residence for cases in Florida residents based on the patient's ZIP Code. Note that city is not always received as part of the initial notification and may be missing while the case is being investigated.

City and county	Cases
Dania, Unknown	1
Darien, Pasco	1
Arcadia, Charlotte	1
Aspen, Palm Beach	1
Atlanta, Broward	1
Aurburndale, Polk	1
Aventura, Unknown	1
Azalea Park, Sarasota	1
Bartow, Unknown	1
Biscayne Park, Broward	1
Boca Rotan, Unknown	1
Alpharetta, Alachua	1
Apalachicola, Leon	1
Brooksville, Columbia	1
Bryn Mawr, Collier	1
Canfield, Duval	1
Naugatuck, Lee	1
Myakka, Duval	1
Newport Beach, Palm Beach	1
North Little Rock, Palm Beach	1
New Vernon, Sarasota	1
New York, Broward	1
Monessen, Palm Beach	1
Montreal, Ca, Orange	1
Missing, Columbia	1
Missing, Charlotte	1
Missing, Baker	1
Middleburg, Unknown	1
Milford, Palm Beach	1
Minneapolis, Broward	1
Melbourne, Orange	1
Metter, Volusia	1
Miami Beach, Palm Beach	1
Miami Granders, Dade	1
Hilliard, Dade	1
Hollywood, Leon	1
Holt, Unknown	1
Homestead, Monroe	1
Humble, Broward	1
Havanna, Gadsden	1
Jan Phyl Village, Polk	1
Johns Island, Wakulla	1
Killarney, Orange	1
Knoxville, Duval	1
Maitland, Unknown	1
Lake City, Volusia	1
Los Angeles, Polk	1
Lakeland, Pasco	1
Lakewood, Unknown	1
Sumter Ville, Unknown	1
Tallahassee, Escambia	1
Springhill, Unknown	1
Tampa, Dade	1
Tampa, Jackson	1
Tampa, Lee	1
South Otselic, Dade	1
Southampton, Palm Beach	1
Stockbridge, Leon	1
Sullivans Island, Dade	1

COVID-19: characteristics of 1,838,745 Florida resident cases

Data through Feb 21, 2021 verified as of Feb 22, 2021 at 09:25 AM

Data in this report are provisional and subject to change.

The table below includes the cities and counties of residence for cases in Florida residents based on the patient's ZIP Code. Note that city is not always received as part of the initial notification and may be missing while the case is being investigated.

City and county	Cases
Pound Ridge, Leon	1
Richmond Heights, Dade	1
Riverview, Pinellas	1
Rochester, Lee	1
Rosemary Beach, Bay	1
Saint Cloud, Orange	1
Sevierville, Dade	1
Saint Petersburg, Dade	1
San Juan, Osceola	1
San Pedro Sula, Dade	1
Sandy, Duval	1
Plant City, Pinellas	1
Plantation, Unknown	1
Ponce, Orange	1
Port Charlotte Fl, Unknown	1
Plant City, Hendry	1
Orlando, Highlands	1
Opa Locka, Unknown	1
Orem, Nassau	1
Northville, Broward	1
Ocala, Indian River	1
Ocoee, Broward	1
Olando, Orange	1
Ocoee, Polk	1
Windermere, Polk	1
Winter Park, Lake	1
Wayne, Dade	1
Tinley Park, Lee	1
University Of Central Fl, Dade	1
Telluride, Lee	1
West Simsbury, Collier	1
Louisville, Manatee	1
Los Angeles Ca, Unknown	1
Macdill Air Force Base, Hillsborough	1
Margate, Dade	1
Marshall, Dade	1
Mary Esther, Unknown	1
Miami Lakes, Unknown	1
Miami, Hillsborough	1
Miami, Manatee	1
Miami Beach, Broward	1
Middlesburg, Duval	1
Missing, Jackson	1
Leesburg, Marion	1
Lehigh Acres, Dade	1
Lewisburg, Pasco	1
Largo, Unknown	1
Littleton, Dade	1
Lake City, Hamilton	1
La Grange, Dade	1
Holly Ridge, Orange	1
Homeless, Polk	1
Homosassa, Hernando	1
Jerusalem, St. Johns	1
Cypress, Leon	1
Davenport, Orange	1
Daytona Beach, Unknown	1
Deland, St. Lucie	1
Deltona, Orange	1

COVID-19: characteristics of 1,838,745 Florida resident cases

Data through Feb 21, 2021 verified as of Feb 22, 2021 at 09:25 AM

Data in this report are provisional and subject to change.

The table below includes the cities and counties of residence for cases in Florida residents based on the patient's ZIP Code. Note that city is not always received as part of the initial notification and may be missing while the case is being investigated.

City and county	Cases
Fort Myers-, Lee	1
Fort Pierce, Unknown	1
Gainesville, Duval	1
Foley, Escambia	1
Harrison, Pinellas	1
Granada Hills, Broward	1
Guilford, Dade	1
Hailandale, Unknown	1
Conway, Leon	1
Clermont, Volusia	1
Clewiston, Glades	1
Cartersville, Unknown	1
Bridgeport, Dade	1
Bronx, Palm Beach	1
Bradenton, Dade	1
Bradenton, Osceola	1
Altoona, Marion	1
Anaheim, Unknown	1
Argyle, Walton	1
Athens, Duval	1
Bogota, Orange	1
6529527, Monroe	1
Zolfo Springs, Polk	1
Westbrook, Dade	1
Wichita, Volusia	1
Winder Garden, Orange	1
Windermere, Leon	1
Windermere, Osceola	1
Windermere, Seminole	1
Winter Garden, Broward	1
Wells, Polk	1
Winter Garden, Pinellas	1
Winter Park, Broward	1
Winter Park, Indian River	1
Winter Park, Lee	1
Shelton, Manatee	1
Sarasota, Flagler	1
Saxis, Lee	1
Sebring, Lee	1
Tallahassee, Duval	1
Tallahassee, Unknown	1
Tampa, Palm Beach	1
Tavares, Marion	1
Spring Hill , Hernando	1
Spring Hill, Dade	1
Starke, Clay	1
Stone Mountain, Palm Beach	1
Tulsa, Orange	1
Sun City Center, Hardee	1
Tiffin, Highlands	1
Washington, Unknown	1
Venice, Unknown	1
Vernon, Unknown	1
Navarre, Dade	1
New Orleans, Palm Beach	1
Newark, Broward	1
Newburgh, Bay	1
Old Town, Alachua	1
Ona, Manatee	1

COVID-19: characteristics of 1,838,745 Florida resident cases

Data through Feb 21, 2021 verified as of Feb 22, 2021 at 09:25 AM

Data in this report are provisional and subject to change.

The table below includes the cities and counties of residence for cases in Florida residents based on the patient's ZIP Code. Note that city is not always received as part of the initial notification and may be missing while the case is being investigated.

City and county	Cases
Oooooo, Unknown	1
Ocoee, Osceola	1
Okeechobee, Broward	1
North Pole, Seminole	1
North Port, Lee	1
Orlando, Columbia	1
Orlando, Indian River	1
Orem, Broward	1
Ormond Beach, Unknown	1
Oviedo, Brevard	1
Orlando, Sarasota	1
Saint Petersburg, St. Lucie	1
Sandford, Seminole	1
Saint Cloud, Unknown	1
Saint Johns, Unknown	1
Rye, Duval	1
Rex, Duval	1
Parker, Dade	1
Parker, Leon	1
Pacifica, Dade	1
Palm Coast, Alachua	1
Palm Coast, Polk	1
Port Everglades, Broward	1
Peoria, Unknown	1
Plantation, Orange	1
Pompano Beach, Martin	1
New Richmond, Volusia	1
Oakland, Leon	1
Ocala, Alachua	1
Okeechobee, St. Lucie	1
North Canton, Palm Beach	1
Panama City, Walton	1
Palm Coast, Duval	1
Perry, Leon	1
Opalocka, Dade	1
Orlando, Union	1
Ovido, Seminole	1
Oxford, Palm Beach	1
Rio Dell, Volusia	1
Rochelle, Volusia	1
Port Orange, Unknown	1
Port Saint Lucie, Orange	1
Princeton, Alachua	1
Provincetown, Collier	1
Shannon, Collier	1
Soldotna, Broward	1
Saint Cloud, Lee	1
Saint Johns, Orange	1
San Antonio, Sarasota	1
San Antonio, Unknown	1
Sanford, Volusia	1
South Burlington, Orange	1
Spring Park, Alachua	1
Steinhatchee, Madison	1
Tangerine, Seminole	1
Tewksbury, Orange	1
Wesley Chapel, Alachua	1
Wheaton, Lee	1
Virginia Beach, Hernando	1

COVID-19: characteristics of 1,838,745 Florida resident cases

Data through Feb 21, 2021 verified as of Feb 22, 2021 at 09:25 AM

Data in this report are provisional and subject to change.

The table below includes the cities and counties of residence for cases in Florida residents based on the patient's ZIP Code. Note that city is not always received as part of the initial notification and may be missing while the case is being investigated.

City and county	Cases
Waco, Broward	1
Washington, Broward	1
Umatilla, Alachua	1
University Of Central Florida, Monroe	1
Toms River, Dade	1
Winter Park, Osceola	1
Wood River, Polk	1
Worcester, Palm Beach	1
Winter Park, Alachua	1
Wilmington, Broward	1
Bryant, Alachua	1
Bronx, Broward	1
Buffalo, Palm Beach	1
Carol Stream, Orange	1
Castleberry, Escambia	1
Charlotte, Pasco	1
Apo, Pasco	1
Apopka, Flagler	1
99, Unknown	1
Alanson, Bay	1
Aollywoss, Dade	1
Boca Raton, Unknown	1
Bohealia, Lee	1
Blowing Rock, Polk	1
Belleair, Hillsborough	1
Dorchester, Orange	1
Deland, Polk	1
Cumberland, Palm Beach	1
Dade City, Hillsborough	1
Estero, Collier	1
Fanning Springs, Levy	1
Clear Brook, Lee	1
Crestview, Holmes	1
Columbus, Brevard	1
Cookeville, Seminole	1
Dallas, Lee	1
De Leon Springs, Putnam	1
Dearborn, Lee	1
Jupiter, Unknown	1
Kingsland, Duval	1
Kissimmee, Brevard	1
Jamaica, Broward	1
Jersey City, Polk	1
Gainesville, Baker	1
Gilmer, Dade	1
Jacksonville, Manatee	1
Haverford, Hillsborough	1
Herrin, Orange	1
Los Angeles, Palm Beach	1
Marianna, Calhoun	1
Miami, Collier	1
Miami, St. Lucie	1
Marshall, Palm Beach	1
Melrose, Alachua	1
Miamf, Dade	1
Miami G, Dade	1
Lemoyne, Manatee	1
Lawrence Township, Palm Beach	1
Lyndhurst, Broward	1

COVID-19: characteristics of 1,838,745 Florida resident cases

Data through Feb 21, 2021 verified as of Feb 22, 2021 at 09:25 AM

Data in this report are provisional and subject to change.

The table below includes the cities and counties of residence for cases in Florida residents based on the patient's ZIP Code. Note that city is not always received as part of the initial notification and may be missing while the case is being investigated.

City and county	Cases
Magnolia Square, Osceola	1
Maitland, Alachua	1
Lake Placid, Alachua	1
Lake Worth Beach, Broward	1
Lander, Citrus	1
Las Vegas, Orange	1
Daytona Beach, Orange	1
Deerfield Beach, Polk	1
Crestview, Broward	1
Dalecity, Okaloosa	1
Clearwater, Leon	1
Crystal River, Marion	1
Crystal River, Unknown	1
Fellsmere, Brevard	1
Fleming Island, Duval	1
Florida City, Unknown	1
Fort Lauderdale, Collier	1
El Dorado, Palm Beach	1
East Setauket, Palm Beach	1
Canton, Duval	1
Charlotte, Alachua	1
Cantonment, Santa Rosa	1
Cape Coral, Unknown	1
Bryceville, Duval	1
Bradenton, Lee	1
Boca Raton, Dade	1
Boca Raton, Madison	1
Bogota, Unknown	1
Atlanta, Walton	1
Attalla, Broward	1
Auburn, Palm Beach	1
Autaugaville, Broward	1
Apopka, Volusia	1
Alachua, Suwannee	1
Alafaya, Broward	1
Alafaya, Pinellas	1
Merrick, Palm Beach	1
Metter, Manatee	1
Miami, Osceola	1
Miamiardens, Unknown	1
Miamksaohes, Dade	1
Miami Dade, Unknown	1
Lake Clarke Shores, Palm Beach	1
Lake Forest, Collier	1
Macclenny, Dixie	1
Madison, Jefferson	1
Maitland, Collier	1
Key West, Palm Beach	1
Kilgore, Dade	1
Jupiter Inlet, Palm Beach	1
Jzx, Unknown	1
Land O Lakes, Unknown	1
Landolakes, Unknown	1
Lawton, Okaloosa	1
Levittown, Palm Beach	1
Lima, Manatee	1
Lima, Volusia	1
Gainesville, Levy	1
Glen Cove, Unknown	1

COVID-19: characteristics of 1,838,745 Florida resident cases

Data through Feb 21, 2021 verified as of Feb 22, 2021 at 09:25 AM

Data in this report are provisional and subject to change.

The table below includes the cities and counties of residence for cases in Florida residents based on the patient's ZIP Code. Note that city is not always received as part of the initial notification and may be missing while the case is being investigated.

City and county	Cases
Glen Saint Mary, Duval	1
Golden Oak, Hillsborough	1
Greensboro, Leon	1
Jacksonville, Baker	1
Jacksonville, Marion	1
Irmo, Unknown	1
Immokalee, Walton	1
Orlando, Gadsden	1
Orlando, Hernando	1
Orlando, St. Johns	1
Orem, Dade	1
Orlando, Citrus	1
Ocala, Duval	1
Okeechobi, Unknown	1
Monument, Broward	1
Mokena, Lee	1
Morrisville, Palm Beach	1
North Brunswick, St. Lucie	1
North Grafton, Dade	1
North Lauderdale, Unknown	1
North Porte, Unknown	1
Notrealville, Polk	1
Orlando, Walton	1
Oviedo, Lake	1
Pensacola, Dade	1
Panomo City, Bay	1
Parrish, Sarasota	1
Plantation, Leon	1
Pooler, Broward	1
Port St. Lucie, Unknown	1
Punta Gorda, Sarasota	1
Putnam, Putnam	1
Rye, Palm Beach	1
Ridgewood, Lee	1
Roayl Palm Beach, Palm Beach	1
Roseville, Broward	1
Saint Petersburg, Bay	1
San Marcos, Unknown	1
Twentynine Palms, Broward	1
Surprise, Unknown	1
Syracuse, Unknown	1
St Cloud, Orange	1
St Helena Is, Dade	1
Vernon, Walton	1
West Miami, Unknown	1
Waukesha, Volusia	1
Venezuela, Unknown	1
Whippany, Volusia	1
Xifamk, Dade	1
Windermere, Alachua	1
Winfield, Hillsborough	1
Winter Garden, Unknown	1
Winter Park, Brevard	1
Winter Park, Unknown	1
Lake In The Hills, Broward	1
Jupiter, Pinellas	1
Kansas City, Palm Beach	1
Gwynn Oak, Polk	1
Indianapolis, Lee	1

COVID-19: characteristics of 1,838,745 Florida resident cases

Data through Feb 21, 2021 verified as of Feb 22, 2021 at 09:25 AM

Data in this report are provisional and subject to change.

The table below includes the cities and counties of residence for cases in Florida residents based on the patient's ZIP Code. Note that city is not always received as part of the initial notification and may be missing while the case is being investigated.

City and county	Cases
Lake Worth, Unknown	1
Los Angeles, Orange	1
Maitland, Palm Beach	1
Litchfield Park, Monroe	1
Littleton, St. Johns	1
Newaygo, Charlotte	1
North Port, Charlotte	1
New Canaan, Dade	1
Na, Dade	1
Naples, Leon	1
Melbourne, Volusia	1
Milford, Bay	1
Milford, Unknown	1
Mattoon, Lee	1
Marianna, Leon	1
Marianna, Washington	1
Mary Esther, Hillsborough	1
Bonnie, St. Johns	1
Boys Ranch, Suwannee	1
Brownsville, Escambia	1
Clearwater, Hillsborough	1
Coal City, Pasco	1
Celebration, Orange	1
Chicago, Broward	1
Choctaw Beach, Unknown	1
8852 Teacher Ln, Pasco	1
Addison, Pasco	1
Apopka, Citrus	1
Apopka, Hillsborough	1
Arabi, Orange	1
Austin, Dade	1
Belleair Bluffs, Unknown	1
Apo, Collier	1
Big Torch Key, Monroe	1
Black, Holmes	1
Boca Raton, Lee	1
Bonifay, Unknown	1
Crescent City, Marion	1
Crestview, Unknown	1
Commerce Township, Manatee	1
Crawfordville, Alachua	1
Denton, Broward	1
Destin, Bay	1
Eureka, Flagler	1
Evansville, Citrus	1
Fort Worth, Broward	1
Franklin, Orange	1
Frostproof, Highlands	1
Gainesville, Palm Beach	1
Gainesville, Santa Rosa	1
Unknown, Duval	1
Upland, Manatee	1
Surfside Beach, Orange	1
Sun City Center, Lee	1
Tampa, Duval	1
Tavares, Unknown	1
Temple, Palm Beach	1
Saint Charles, Orange	1
Saint Petersburg, Duval	1

COVID-19: characteristics of 1,838,745 Florida resident cases

Data through Feb 21, 2021 verified as of Feb 22, 2021 at 09:25 AM

Data in this report are provisional and subject to change.

The table below includes the cities and counties of residence for cases in Florida residents based on the patient's ZIP Code. Note that city is not always received as part of the initial notification and may be missing while the case is being investigated.

City and county	Cases
Saint Petersburg, Manatee	1
Scottsdale, Brevard	1
St Peterburg, Orange	1
Stiamk, Dade	1
Summerdale, Escambia	1
Port Saint Lucie, Marion	1
Port St Luice, Unknown	1
Roswell, Bay	1
Ruskin, Dade	1
Ruskin, Manatee	1
Pensacola Naval Hospital, Escambia	1
Pass-A-Grille, Pinellas	1
Pompano Beach, Osceola	1
Plymouth, Pasco	1
Okeechobee, Unknown	1
Oviedo, Orange	1
Pace, Escambia	1
Painted Post, Pasco	1
Palatka, Marion	1
Winter Springs, Polk	1
Youngstown, Washington	1
Winnetka, Dade	1
Winter Garden, Osceola	1
Winter Haven, Osceola	1
Winter Park, Duval	1
Winter Park, Palm Beach	1
West Hollywood, Broward	1
Weston, Unknown	1
Wildwood, Lee	1
Waverly, Duval	1
Wabasha, Clay	1
Mckinney, Broward	1
Miamc, Dade	1
Matawan, Palm Beach	1
Missing, Okeechobee	1
Monroe Township, Palm Beach	1
Moore Haven, Okeechobee	1
Morrisville, Unknown	1
Longwood, Volusia	1
Ldhl, Broward	1
Lincoln, St. Lucie	1
Little Neck, Lee	1
Lake Butler, Alachua	1
Knoxville, Bay	1
Las Vegas, Palm Beach	1
Homeless, Monroe	1
Homeless, Pinellas	1
Howell, Dade	1
Hudson, Hernando	1
Hoclywsod, Dade	1
Holiday, Pinellas	1
Indian Rocks Beach, Duval	1
Indiantown, Palm Beach	1
Inglewood, Sarasota	1
Inverness, Marion	1
Inwood, Broward	1
Irvine, Marion	1
Istachatta, Hernando	1
Jupiter, St. Lucie	1

COVID-19: characteristics of 1,838,745 Florida resident cases

Data through Feb 21, 2021 verified as of Feb 22, 2021 at 09:25 AM

Data in this report are provisional and subject to change.

The table below includes the cities and counties of residence for cases in Florida residents based on the patient's ZIP Code. Note that city is not always received as part of the initial notification and may be missing while the case is being investigated.

City and county	Cases
Kenilworth, Leon	1
Jacksonville, Orange	1
Jefferson, Dade	1
Jonesboro, Leon	1
Kingsland, Nassau	1
Key West, Duval	1
Keys West, Unknown	1
Carmel, Orange	1
Cedar Springs, Hernando	1
Chicago, Unknown	1
Coconut Ck, Unknown	1
Dallas, Hernando	1
Dayton, Lake	1
Daytona Beach, Pinellas	1
Dearborn, Broward	1
Deer Park, Dade	1
Brooklyn, Dade	1
Brooklyn, Lee	1
Caracas, Dade	1
Boston, Broward	1
Bel Air, Collier	1
O, Manatee	1
Alachua, Duval	1
Alpharetta, Broward	1
Apopka, Clay	1
Asheville, Highlands	1
Astoria, Broward	1
Bartow, Hardee	1
Downingtown, Hillsborough	1
Dpo, Santa Rosa	1
Dunedin, Unknown	1
Deerfield, Dade	1
Deland, Seminole	1
Deltona, Seminole	1
Fort Lauderdale, Leon	1
Fort Myers, Sarasota	1
Fort Pierce, Palm Beach	1
Fort White, Clay	1
East Palatka, Hillsborough	1
Eastpoint, Leon	1
Garden City, Alachua	1
Gaylord, Orange	1
Gotcha, Orange	1
Greensburg, Palm Beach	1
Erie, Monroe	1
Hallandale, Unknown	1
Haines City, Osceola	1
Hernando, Marion	1
Hialeah, Collier	1
Helen, Bay	1
Prattville, Hillsborough	1
Prestonsburg, Bay	1
Quincy, Jackson	1
Rapid City, Broward	1
Piasa, Putnam	1
Russellville, Bay	1
Saint Cloud, Palm Beach	1
Saint Joseph, Volusia	1
San Antonio, Orange	1

COVID-19: characteristics of 1,838,745 Florida resident cases

Data through Feb 21, 2021 verified as of Feb 22, 2021 at 09:25 AM

Data in this report are provisional and subject to change.

The table below includes the cities and counties of residence for cases in Florida residents based on the patient's ZIP Code. Note that city is not always received as part of the initial notification and may be missing while the case is being investigated.

City and county	Cases
Sanford, Unknown	1
Savannah, Martin	1
Seminole, Leon	1
Suitland, Volusia	1
Shalimar, Unknown	1
Shirley, Flagler	1
Oldsmar, Hillsborough	1
North Palm Beach, Orange	1
Northport, Sarasota	1
Oakland, Lee	1
Milford, Lee	1
Myakka City, Sarasota	1
New Middletown, Hillsborough	1
New Port Richey, Pinellas	1
New Port Richey, Unknown	1
Newberry, Marion	1
Orlo Vista, Orange	1
Other, Dade	1
Palm Beach Gardens, Unknown	1
Palmetto Bay, Palm Beach	1
Palmetto, Pasco	1
Parma, Manatee	1
Pass-A-Grille Beach, Pinellas	1
Syracuse, Polk	1
Tallahassee, Dade	1
Tamarac, Dade	1
Sunbright, Palm Beach	1
Tavares, Orange	1
Tequesta, Martin	1
Topsham, Manatee	1
Town Of Nocatee, St. Johns	1
Troy, Manatee	1
Unkn, Duval	1
Waipahu, Santa Rosa	1
Ward, Polk	1
Wellborn, Columbia	1
Winter Garden, Duval	1
Woodbine, Nassau	1
West Aplm Beach, Palm Beach	1
West Yarmouth, St. Lucie	1
Venetian Islands, Dade	1
Yulee, St. Johns	1
Zephyrhills, Hillsborough	1
Armstrong, St. Johns	1
Atl, Brevard	1
Alva, Escambia	1
Andalusia, Escambia	1
Arcadia, Highlands	1
Baker, Santa Rosa	1
Belleville, Palm Beach	1
Belmont, Santa Rosa	1
Blountstown, Broward	1
Bronson, Alachua	1
Brooker, Alachua	1
Bradenton, Clay	1
Brandon, Pinellas	1
Bonita, Lee	1
Bocaraten, Palm Beach	1
Cincinnati, Dade	1

COVID-19: characteristics of 1,838,745 Florida resident cases

Data through Feb 21, 2021 verified as of Feb 22, 2021 at 09:25 AM

Data in this report are provisional and subject to change.

The table below includes the cities and counties of residence for cases in Florida residents based on the patient's ZIP Code. Note that city is not always received as part of the initial notification and may be missing while the case is being investigated.

City and county	Cases
Chesterfield, Broward	1
Crossings, Unknown	1
Dfafs, Okaloosa	1
Davenport, Lake	1
Davie, Unknown	1
Dayton, Orange	1
Edgewood, Broward	1
Elkton, Putnam	1
Floral, Okaloosa	1
Hudson, Pinellas	1
Hoosick Falls, Broward	1
Indian Rock Beach, Palm Beach	1
Interlachen, Duval	1
Kure Beach, Monroe	1
Lakeland, Palm Beach	1
Gibson, Unknown	1
Gainesville, Okaloosa	1
Gainesville, Unknown	1
Greenbrier, Bay	1
Groveland, Orange	1
Hialeahgardens, Dade	1
Hiram, Leon	1
Longwood, Broward	1
Lucedale, St. Lucie	1
Macclenny, Duval	1
Mantua, Broward	1
Middletown, Osceola	1
Mayaguez, Dade	1
North Laud, Unknown	1
Ocoee, Unknown	1
Odessa, Dade	1
Newberry, Levy	1
New Vernon, Palm Beach	1
Monroe, Hillsborough	1
Missing, Gilchrist	1
White Plains, Broward	1
Whites Creek, Leon	1
Windermere, Volusia	1
Wtixrat, Dade	1
Ventura, Orange	1
Westlake Village, Unknown	1
Watersound, Bay	1
University Of Central Florida, Lee	1
Unk, Duval	1
Trenton, Dixie	1
Unknown, Unknown	1
Pembroke Pines, Orange	1
Pensacola, Sumter	1
Perth Amboy, Hillsborough	1
Puerto Rico, Unknown	1
Punta Gorda, Unknown	1
Randolph, Orange	1
Rivera Beach, Palm Beach	1
Port Orange, Brevard	1
Powell, Lee	1
Paducah, Manatee	1
Orlando, Jackson	1
Palmetto, Dixie	1
Palm Coast, Unknown	1

COVID-19: characteristics of 1,838,745 Florida resident cases

Data through Feb 21, 2021 verified as of Feb 22, 2021 at 09:25 AM

Data in this report are provisional and subject to change.

The table below includes the cities and counties of residence for cases in Florida residents based on the patient's ZIP Code. Note that city is not always received as part of the initial notification and may be missing while the case is being investigated.

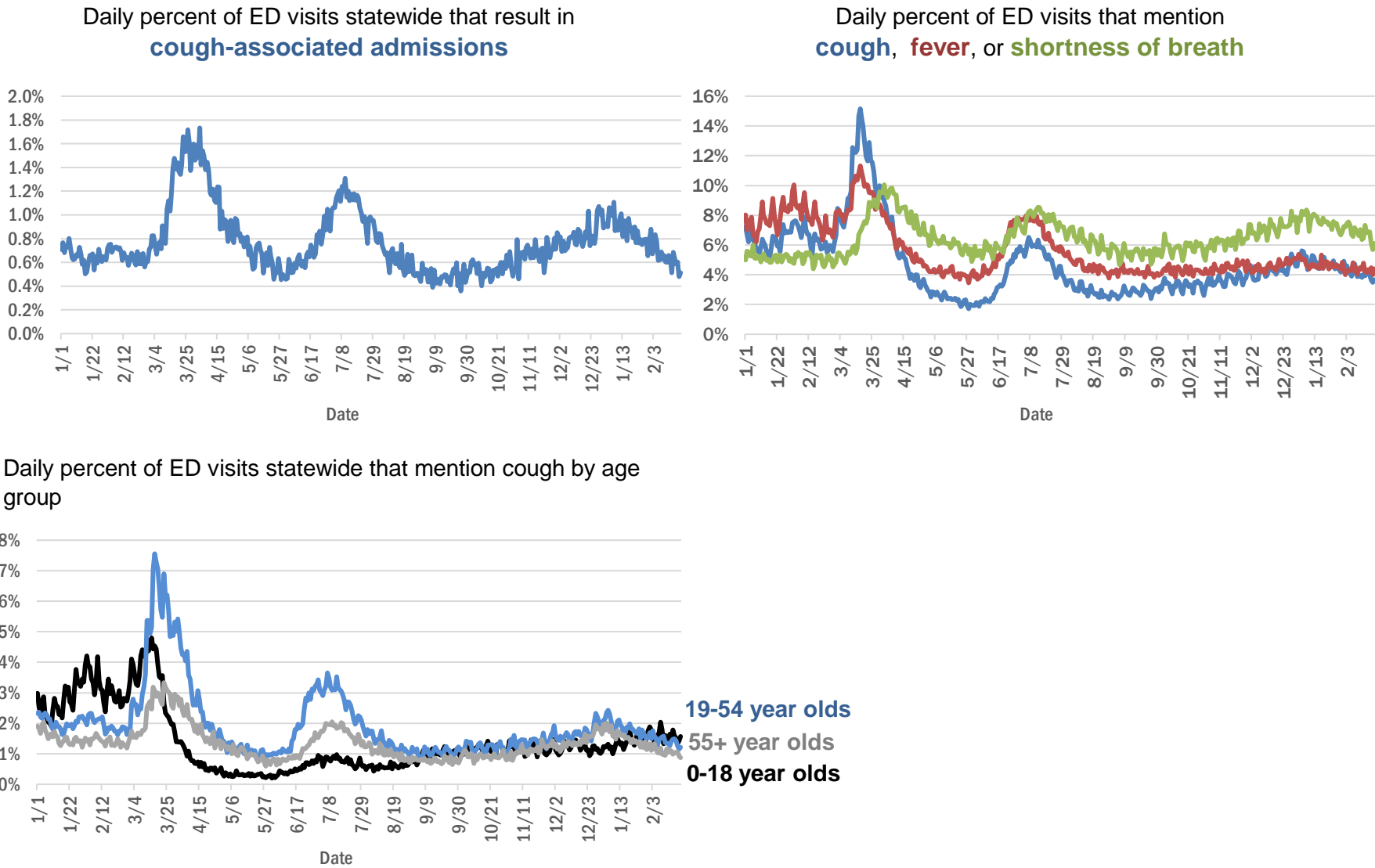
City and county	Cases
Oldsrav, Manatee	1
Saint Petersburg, Charlotte	1
Saint Augustine, Flagler	1
Seffenner, Hillsborough	1
Seminole, Lee	1
Toms River, Lee	1
Tourist, Dade	1
Stratford, Broward	1
Sunrtise, Dade	1
Tallahassee, Gadsden	1
Tallahassee, Madison	1
Total	1,838,745

COVID-19: additional surveillance information

Data through Feb 21, 2021 verified as of Feb 22, 2021 at 09:25 AM

Data in this report are provisional and subject to change.

Statewide emergency department (ED) chief complaint and admission data



The Electronic Surveillance System for the Early Notification of Community-Based Epidemics (ESSENCE-FL) includes chief complaint data from 211 of 211 Florida EDs. Data are transmitted electronically to ESSENCE-FL daily or hourly.

COVID-19: testing by laboratory

Data through Feb 21, 2021 verified as of Feb 22, 2021 at 09:25 AM

Data in this report are provisional and subject to change.

The numbers in the table below represent the number of Florida and non-Florida residents for whom test results were received by the Department of Health. A person can be tested by more than one laboratory and can have both positive and negative results. **Therefore, the sum of the numbers in each column will be larger than the total number of people tested.**

Reporting lab	Inconclusive	Negative	Positive	Percent positive	Total
LABORATORY CORPORATION OF AMERICA	2,487	1,547,012	211,903	12%	1,761,402
CURATIVE LABS	13,676	1,439,562	217,555	13%	1,670,793
QUEST DIAGNOSTICS	11,484	1,323,278	195,814	13%	1,530,576
BIO REFERENCE LABORATORIES, INC	7,562	901,928	173,556	16%	1,083,046
HELIX	7,907	579,747	102,381	15%	690,035
REALTOX LABS LLC	6,196	574,395	94,376	14%	674,967
NOMI_HEALTH	2,211	370,589	53,566	13%	426,366
GENETWORX	661	390,604	32,958	8%	424,223
RCA LABORATORY SERVICES, LLC		363,738	39,057	10%	402,795
CDR MAGUIRE - HEALTH CARE CENTER		338,627	51,539	13%	390,166
EAST FLORIDA STATE COLLEGE - BREVARD		212,886	26,986	11%	239,872
IMPACT HEALTH BIOMETRIC TESTING, INC	1,023	210,425	24,560	10%	236,008
BPHL-JACKSONVILLE	18	173,853	30,734	15%	204,605
NOMI HEALTH LAB SERVICES		172,680	19,830	10%	192,510
PWNHEALTH	1,170	159,497	22,070	12%	182,737
CB SMITH PARK		150,116	18,794	11%	168,910
ADVENTHEALTH LAB	99	149,013	19,535	12%	168,647
MAKO GENOMICS	7,442	133,819	24,503	15%	165,764
FULGENT DIAGNOSTICS LABORATORY	2,909	134,994	14,962	10%	152,865
MAYO CLINIC LABORATORIES	331	134,851	17,203	11%	152,385
BPHL-MIAMI	225	129,056	21,874	14%	151,155
ELABNETWORK	1,059	137,203	11,711	8%	149,973
BAYCARE LABORATORIES LLC	568	123,841	10,988	8%	135,397
PALM BEACH BALLPARK		121,098	12,710	9%	133,808
MEMORIAL REGIONAL HOSPITAL SOUTH	25	107,965	22,258	17%	130,248
NORTHWEST LABORATORY	246	121,056	6,473	5%	127,775
ASCENSION SACRED HEART HOSPITAL - PENSACOLA	2	109,445	17,448	14%	126,895
ORLANDO HEALTH SYSTEM	680	109,106	11,502	9%	121,288
BIOCOLLECTIONS WORLDWIDE, INC	731	106,977	13,270	11%	120,978
ADVENT HEALTH LAB	112	101,260	13,956	12%	115,328
MEDICAL DIAGNOSTIC LABORATORIES	974	98,524	14,212	12%	113,710
UF HEALTH MEDICAL LAB	33	94,018	8,847	9%	102,898
AKESOGEN		85,950	16,668	16%	102,618
BPHL-TAMPA (SPECTRUM BLVD)	45	86,347	16,004	16%	102,396
TESTING MATTERS INC	529	86,290	14,673	14%	101,492
KORVALABS, INC	1,285	91,451	4,698	5%	97,434
TAMPA GENERAL HOSPITAL	4	87,085	8,411	9%	95,500
DIATHERIX LABORATORIES (VRL EUROFINs)		81,224	12,199	13%	93,423
SUNPATH MEDICAL DIAGNOSTICS LABORATORY	805	76,897	11,881	13%	89,583
AEGIS SCIENCES CORPORATION	753	70,722	12,845	15%	84,320
BAPTIST HEALTH SOUTH FLORIDA	345	71,558	11,243	14%	83,146
ASCENSION ST VINCENT'S - RIVERSIDE	1	66,692	9,797	13%	76,490
JACKSON MEMORIAL HOSPITAL CLINICAL LAB	79	58,904	10,956	16%	69,939
SOUTH MIAMI HOSPITAL LAB	418	60,136	8,768	13%	69,322
LAKELAND REGIONAL MEDICAL CENTER	129	60,866	8,158	12%	69,153
AMERICAN HEALTH ASSOCIATES	9	57,957	5,104	8%	63,070
UF HEALTH SHANDS HOSPITAL	457	57,548	4,330	7%	62,335

COVID-19: testing by laboratory

Data through Feb 21, 2021 verified as of Feb 22, 2021 at 09:25 AM

Data in this report are provisional and subject to change.

The numbers in the table below represent the number of Florida and non-Florida residents for whom test results were received by the Department of Health. A person can be tested by more than one laboratory and can have both positive and negative results. **Therefore, the sum of the numbers in each column will be larger than the total number of people tested.**

Reporting lab	Inconclusive	Negative	Positive	Percent positive	Total
INGENIOUS PERSONALIZED MEDICINE	190	47,579	9,920	17%	57,689
AIT LABORATORIES		51,118	6,227	11%	57,345
ARUP LABORATORIES	16	50,059	2,922	6%	52,997
APPLIED INGENUITY DIAGNOSTICS LLC		47,900	2,161	4%	50,061
BAPTIST HEALTH - JACKSONVILLE	4	45,480	3,795	8%	49,279
GENESIS REFERENCE LABORATORIES		42,986	4,891	10%	47,877
TALLAHASSEE MEMORIAL HOSPITAL	234	42,036	5,333	11%	47,603
VIRACOR EUROFINIS		35,478	9,811	22%	45,289
SARASOTA MEMORIAL HOSPITAL MAIN LAB	12	39,227	3,522	8%	42,761
BROWARD GENERAL MEDICAL CENTER-CLINICAL LAB	2	37,178	4,079	10%	41,259
ADVENTIST HEALTH SYSTEMS SUNBELT INC DBA		35,912	4,153	10%	40,065
MILLENNIUM PHYSICIAN GROUP	17	33,436	6,492	16%	39,945
NICKLAUS CHILDREN'S HOSPITAL	66	34,754	4,885	12%	39,705
FLORIDA HOSPITAL - TAMPA	37	36,473	3,163	8%	39,673
LEE HEALTH - CAPE CORAL HOSPITAL	3	32,795	5,421	14%	38,219
UNIVERSITY OF MIAMI HOSPITAL	124	33,725	3,533	9%	37,382
ORANGE COUNTY CONVENTION CENTER		33,330	3,696	10%	37,026
DWIC OF TAMPA BAY INC		32,328	3,914	11%	36,242
UF HEALTH JACKSONVILLE	48	31,970	3,791	11%	35,809
MIAMI DADE COUNTY		32,093	3,528	10%	35,621
MINUTECLINIC LLC		29,435	5,294	15%	34,729
ECCO LAB GROUP CO	498	29,622	4,572	13%	34,692
WALGREENS	34	29,121	5,385	16%	34,540
MEDFAST URGENT CARE CENTERS, LLC	19	27,655	4,216	13%	31,890
NORTH FLORIDA REGIONAL MEDICAL CENTER		27,011	3,321	11%	30,332
MOUNT SINAI MEDICAL CENTER	10	26,748	2,944	10%	29,702
ST JOSEPHS HOSPITAL LABORATORY	23	26,127	3,454	12%	29,604
JUPITER MEDICAL CENTER LAB	78	26,595	2,589	9%	29,262
BRANDON REGIONAL HOSPITAL		25,735	3,409	12%	29,144
STS LAB 2 LLC	6	26,969	1,371	5%	28,346
INTEGRATED REGIONAL LABORATORIES LLP	1	23,907	3,854	14%	27,762
JFK MEDICAL CENTER LAB	1	23,319	3,047	12%	26,367
PALMETTO GENERAL HOSPITAL LAB	3	21,743	4,482	17%	26,228
WATSON CLINIC LLP		20,755	4,866	19%	25,621
GENESIS MEDICAL LABORATORY	343	21,021	4,086	16%	25,450
NIGHT LITE PEDIATRIC CENTER LLC		22,469	2,560	10%	25,029
MALABAR MEDICAL WALK IN CLINIC	1	20,350	4,049	17%	24,400
HOLY CROSS HOSPITAL CLINICAL LAB	1	22,239	2,091	9%	24,331
HEALTHLINK DIAGNOSTIC LABORATORIES	283	21,580	2,314	10%	24,177
ACCESS DX LABORATORY	218	21,665	2,070	9%	23,953
AVENTUS BIO LABS	16	20,266	3,050	13%	23,332
MORTON PLANT HOSPITAL-ADLER INSTITUTE	26	20,031	2,385	11%	22,442
PANCARE OF FLORIDA INC		19,808	2,395	11%	22,203
STATLAB_MOBILE	1	20,054	2,032	9%	22,087

COVID-19: testing by laboratory

Data through Feb 21, 2021 verified as of Feb 22, 2021 at 09:25 AM

Data in this report are provisional and subject to change.

The numbers in the table below represent the number of Florida and non-Florida residents for whom test results were received by the Department of Health. A person can be tested by more than one laboratory and can have both positive and negative results. **Therefore, the sum of the numbers in each column will be larger than the total number of people tested.**

Reporting lab	Inconclusive	Negative	Positive	Percent positive	Total
LAB DIAGNOSTICS LLC	390	15,885	5,312	25%	21,587
NAPLES COMMUNITY HOSPITAL	72	19,396	2,014	9%	21,482
DRS CLACK SPENCER WHITE & MCCORMACK PA D/B/A		19,041	1,959	9%	21,000
ADVENT HEALTH - DAYTONA BEACH	32	18,890	1,669	8%	20,591
EXACT SCIENCES LABORATORIES		18,177	2,306	11%	20,483
SAINT MARY'S MEDICAL CENTER	24	18,177	2,146	11%	20,347
PATIENTS FIRST LAKE ELLA MEDICAL CENTER PA		17,058	3,190	16%	20,248
INFINITY BIOLOGIX LLC	54	18,735	818	4%	19,607
UNITED CLINICAL LABORATORY LLC	2	17,041	2,256	12%	19,299
CLEVELAND CLINIC HOSPITAL LAB	4	16,474	2,192	12%	18,670
BAYFRONT HEALTH - ST PETERSBURG	17	15,620	2,342	13%	17,979
CLEVELAND CLINIC TRADITION HOSPITAL		16,574	1,228	7%	17,802
OSCEOLA REGIONAL MEDICAL CENTER	1	15,279	2,215	13%	17,495
HEALTH CENTER AT SINAI RESIDENCES		16,930	506	3%	17,436
LEESBURG REGIONAL MEDICAL CENTER		15,252	2,121	12%	17,373
BIOCERNA LABS	461	14,582	2,112	12%	17,155
HOMESTEAD HOSPITAL CLINICAL LABORATORY	27	13,746	2,965	18%	16,738
MEMORIAL HOSPITAL JACKSONVILLE	8	13,848	2,682	16%	16,538
WELLINGTON REGIONAL MED CTR LAB	6	14,468	1,795	11%	16,269
NORTHWEST MEDICAL CENTER	1	13,784	1,959	12%	15,744
CLARITY LAB SOLUTIONS	89	13,870	1,737	11%	15,696
ORANGE PARK MEDICAL CENTER	9	13,033	2,572	16%	15,614
INDIAN RIVER PATHOLOGY LLC		14,374	1,223	8%	15,597
ACCESS MEDICAL LABORATORIES	4	7,952	7,454	48%	15,410
BETHESDA HOSPITAL EAST		13,715	1,411	9%	15,126
OAK HILL HOSPITAL		13,335	1,697	11%	15,032
VISTA CLINICAL DIAGNOSTICS	481	12,855	1,685	11%	15,021
DELRAY MEDICAL CENTER LAB	3	13,443	1,571	10%	15,017
WEST KENDALL BAPTIST HOSPITAL	13	11,867	2,803	19%	14,683
LAWNWOOD REGIONAL MEDICAL CENTER	1	12,562	2,041	14%	14,604
INDIAN RIVER MEDICAL CENTER LAB		13,669	852	6%	14,521
PRIVA PATH LABS	75	13,511	915	6%	14,501
MEMORIAL REGIONAL HOSPITAL CLINICAL LABORATORY	10	13,444	927	6%	14,381
BAPTIST HEALTHCARE - BAPTIST HOSPITAL	5	11,225	3,071	21%	14,301
LEE HEALTH - LEE MEMORIAL HOSPITAL		10,587	3,544	25%	14,131
BAPTIST HEALTH - SOUTH		12,945	1,162	8%	14,107
LARGO MEDICAL CENTER		12,376	1,573	11%	13,949
UHEALTH CORAL GABLES/LENNAR MED CTR	31	13,023	886	6%	13,940
WINTER HAVEN HOSPITAL CLINICAL LABORATORY	4	11,688	2,148	16%	13,840
NONA SCIENTIFIC	5	10,589	3,120	23%	13,714
FULGENT DIAGNOSTICS	155	12,680	870	6%	13,705
THE HEALTHCARE DISTRICT OF PALM BEACH COUNTY	44	11,900	1,734	13%	13,678
ADVENTHEALTH CENTRA CARE LAKE BUENA VISTA		11,981	1,534	11%	13,515
WEST FLORIDA HOSPITAL LAB	1	10,457	2,920	22%	13,378
CARDIOPATH	84	11,467	1,672	13%	13,223

COVID-19: testing by laboratory

Data through Feb 21, 2021 verified as of Feb 22, 2021 at 09:25 AM

Data in this report are provisional and subject to change.

The numbers in the table below represent the number of Florida and non-Florida residents for whom test results were received by the Department of Health. A person can be tested by more than one laboratory and can have both positive and negative results. **Therefore, the sum of the numbers in each column will be larger than the total number of people tested.**

Reporting lab	Inconclusive	Negative	Positive	Percent positive	Total
MEDICAL CENTER OF TRINITY CLINICAL LABORATORY	2	11,584	1,373	11%	12,959
PALMS WEST HOSPITAL LAB	2	11,017	1,819	14%	12,838
GOOD SAMARITAN MEDICAL CENTER LAB	2	11,118	1,662	13%	12,782
WESTSIDE REGIONAL MED CTR	2	10,840	1,861	15%	12,703
MERCY HOSPITAL A CAMPUS OF PLANTATION GEN HOSP LAB	1	10,469	1,972	16%	12,442
ST ANTHONY'S HOSPITAL LAB	30	10,900	1,489	12%	12,419
NEMOURS CHILDRENS HOSPITAL	1	11,627	697	6%	12,325
MOLECULAR INFECTIOUS DISEASES	401	11,478	401	3%	12,280
GULF COAST MEDICAL CENTER MICROLAB		9,566	2,664	22%	12,230
REGIONAL MEDCIAL CENTER BAYONET POINT	2	11,227	991	8%	12,220
LAKE CITY HM		11,147	988	8%	12,135
THE VILLAGES REGIONAL HOSPITAL		10,762	1,240	10%	12,002
FLORIDA HOSPITAL WATERMAN LABORATORY	70	10,997	862	7%	11,929
BINAXNOW	9	9,072	2,819	24%	11,900
PWN HEALTH	17	9,687	2,072	18%	11,776
ST MARKS HOSPITAL LABORATORY B	78	10,627	1,002	9%	11,707
CAPITAL REGIONAL MEDICAL CTR		9,360	2,308	20%	11,668
AVENTURA HOSPITAL LAB		9,348	2,198	19%	11,546
GENOVA DIAGNOSTICS LABORATORY	61	10,430	1,014	9%	11,505
CORAL GABLES HOSPITAL CLINICAL LABORATORY		9,678	1,819	16%	11,497
HALIFAX MEDICAL CENTER LAB	37	9,746	1,706	15%	11,489
ST JOSEPHS HOSPITAL	18	9,907	1,503	13%	11,428
WEST BOCA MEDICAL CENTER LAB		10,475	845	7%	11,320
FLORIDA LABORATORY ANALYSIS		9,840	1,456	13%	11,296
BLAKE MEDICAL CENTER		9,842	1,412	13%	11,254
BAPTIST HEALTH SOUTH FLORIDA - WEST KENDALL URGENT CARE		9,325	1,800	16%	11,125
MANATEE MEMORIAL HOSPITAL		10,134	963	9%	11,097
COAST DIAGNOSTICS LLC	45	9,852	1,194	11%	11,091
LEE HEALTH - HEALTH PARK MEDICAL CENTER		9,292	1,799	16%	11,091
LARKIN COMMUNITY HOSPITAL	10	9,530	1,450	13%	10,990
PATHNOSTICS	41	8,585	2,335	21%	10,961
PALM BEACH GARDENS MEDICAL CTR LAB		9,813	1,081	10%	10,894
MEASE COUNTRYSIDE LAB	14	9,577	1,176	11%	10,767
MEDRITE MEDICAL CARE, PC	5,057	5,156	515	5%	10,728
LARKIN COMMUNITY HOSPITAL INC DBA CARDIOTROPIC		6,820	3,621	35%	10,441
PRECISION HEALTH RESOURCES LLC		9,781	657	6%	10,438
LAKE CITY MEDICAL CENTER		8,242	2,152	21%	10,394
FLORIDA HOSPITAL HEARTLAND MED CTR CLINICAL LAB	33	8,902	1,349	13%	10,284
VIKOR SCIENTIFIC	46	8,368	1,761	17%	10,175
ADVENT HEALTH - WESLEY CHAPEL	14	9,083	959	10%	10,056
PLANTATION GENERAL HOSPITAL		8,388	1,552	16%	9,940
SRQ DRIVE THROUGH		8,944	905	9%	9,849
DOCTORS HOSPITAL	7	8,101	1,616	17%	9,724
FLORIDA MEDICAL CENTER - A CAMPUS OF NORTH SHORE	2	8,491	1,171	12%	9,664
AVECINA	17	8,927	698	7%	9,642
LEON MEDICAL CENTERS LLC		7,560	2,058	21%	9,618
PALM BEACH BALL PARK		8,605	1,010	11%	9,615

COVID-19: testing by laboratory

Data through Feb 21, 2021 verified as of Feb 22, 2021 at 09:25 AM

Data in this report are provisional and subject to change.

The numbers in the table below represent the number of Florida and non-Florida residents for whom test results were received by the Department of Health. A person can be tested by more than one laboratory and can have both positive and negative results. **Therefore, the sum of the numbers in each column will be larger than the total number of people tested.**

Reporting lab	Inconclusive	Negative	Positive	Percent positive	Total
NATIONWIDE LABORATORY SERVICES INC	330	7,971	1,269	13%	9,570
SARKIS CLINICAL TRIALS	25	8,306	1,231	13%	9,562
P4 CLINICAL, LLC	198	8,392	951	10%	9,541
CENTRAL FLORIDA REGIONAL HOSPITAL		8,538	996	10%	9,534
AVECINA MEDICAL	4	6,202	3,304	35%	9,510
AMERICAN FAMILY CARE		5,231	4,225	45%	9,456
LABSTAT LLC	3	9,014	434	5%	9,451
EXPRESS GENE MOLECULAR DIAGNOSTICS LABORATORY		8,036	1,378	15%	9,414
NORTHSIDE HOSPITAL AND HEART INSTITUTE		8,428	967	10%	9,395
BOSTON HEART DIAGNOSTICS CORP		8,172	1,196	13%	9,368
CORAL SPRINGS MED CTR		8,354	910	10%	9,264
FLORIDA HOSPITAL DELAND	10	7,941	1,162	13%	9,113
ADVENTHEALTH CENTRA CARE WATERFORD LAKES		7,510	1,493	17%	9,003
CERNERELR_BAYCARE	43	8,320	616	7%	8,979
NCF DIAGNOSTICS & DNA TECHNOLOGIES LAB	153	8,273	481	5%	8,907
INFORM DIAGNOSTICS, INC		8,306	495	6%	8,801
BAPTIST HEALTH SOUTH FLORIDA - COUNTRY WALK URGENT CARE		7,143	1,504	17%	8,647
CernerELR_Advent		7,443	1,190	14%	8,633
SYNERGY DIAGNOSTIC LABORATORY	93	7,570	912	11%	8,575
FLORIDA HOSPITAL FLAGLER	29	7,786	754	9%	8,569
LABS ASAP LLC		7,710	836	10%	8,546
OCALA REGIONAL MEDICAL CENTER		7,391	1,138	13%	8,529
WEST PALM HOSPITAL LAB		7,795	687	8%	8,482
BROWARD HEALTH NORTH CLINICAL LABORATORY		7,499	968	11%	8,467
NORTH SHORE MEDICAL CENTER		6,975	1,437	17%	8,412
FLORIDA HOSPITAL ZEPHYRHILLS	10	7,413	904	11%	8,327
AVECINA MEDICAL OAKLEAF	3	6,977	1,330	16%	8,310
MEDARBOR DIAGNOSTICS	1	7,203	1,102	13%	8,306
ADVENTHEALTH CENTRA CARE ST CLOUD	1	7,108	1,144	14%	8,253
LEE HEALTH - GULF COAST MEDICAL CENTER	2	6,530	1,688	21%	8,220
CERNERELR_BAPTISTMIAMI	31	7,313	862	11%	8,206
FLORIDA HOSPITAL OF CARROLLWOOD	23	6,997	1,147	14%	8,167
ALL CHILDREN'S HOSPITAL		7,507	553	7%	8,060
SOUTH BAY HOSPITAL CLINICAL LAB	1	7,033	851	11%	7,885
CLEVELAND CLINIC MARTIN SOUTH HOSPITAL	1	6,986	869	11%	7,856
SYNERGY LABORATORIES	7	6,747	1,039	13%	7,793
INFINITY BIOLOGIX LLC (GINKO BIOWORKS)	26	7,513	219	3%	7,758
HEALTHQUEST ESOTERICS		6,278	1,344	18%	7,622
BAPTIST HEALTH SOUTH FLORIDA - MIAMI LAKES URGENT CARE		5,966	1,631	21%	7,597
KD MEDICAL CHOICE LLC	5	6,867	715	9%	7,587
H LEE MOFFITT CANCER CENTER LABORATORY	1	7,368	214	3%	7,583
NCH NORTH NAPLES HOSPITAL LAB	15	6,733	830	11%	7,578
BAPTIST HEALTH - BEACHES		6,942	617	8%	7,559
MEMORIAL HOSPITAL WEST LABORATORY SERVICES	14	6,815	691	9%	7,520
POINCIANA MEDICAL CENTER		5,845	1,671	22%	7,516
BAYCARE COMMUNITY HEALTH		7,294	186	2%	7,480
SANTA ROSA MEDICAL CENTER		6,120	1,355	18%	7,475

COVID-19: testing by laboratory

Data through Feb 21, 2021 verified as of Feb 22, 2021 at 09:25 AM

Data in this report are provisional and subject to change.

The numbers in the table below represent the number of Florida and non-Florida residents for whom test results were received by the Department of Health. A person can be tested by more than one laboratory and can have both positive and negative results. **Therefore, the sum of the numbers in each column will be larger than the total number of people tested.**

Reporting lab	Inconclusive	Negative	Positive	Percent positive	Total
ISPM LABS, LLC DBA CAPSTONE DIAGNOSTICS, LLC		7,083	378	5%	7,461
WEST MARION COMMUNITY HOSPITAL LAB		6,022	1,238	17%	7,260
ANNE BATES LEACH EYE HOSPITAL/ ABLEH MICROBIOLOGY LABORATORY	7	7,141	104	1%	7,252
MEMORIAL HOSPITAL MICRO		6,755	495	7%	7,250
CLEVELAND CLINIC MARTIN NORTH HOSPITAL		6,383	831	12%	7,214
ARCPPOINT LABS OF FORT MYERS	4	6,208	876	12%	7,088
MORTON PLANT-MEASE	5	6,388	659	9%	7,052
ST LUCIE MEDICAL CENTER		5,648	1,364	19%	7,012
GENE BY GENE, GENOMICS RESEARCH CENTER LAB	44	6,559	389	6%	6,992
LAKEWOOD RANCH MEDICAL CENTER		6,432	559	8%	6,991
FLORIDA HOSPITAL FISH MEMORIAL	19	5,877	1,028	15%	6,924
ADVENTHEALTH CENTRA CARE CLERMONT		5,872	978	14%	6,850
LUMINUS DIAGNOSTICS		6,267	553	8%	6,820
ADVENTHEALTH CENTRA CARE UNIVERSITY	1	6,019	770	11%	6,790
ADVENTHEALTH CENTRA CARE WINTER GARDEN	1	5,957	731	11%	6,689
BAPTIST HEALTH SOUTH FLORIDA - WESTCHESTER URGENT CARE		5,493	1,196	18%	6,689
ADVENTHEALTH CENTRA CARE WINTER PARK		6,020	656	10%	6,676
VISTA CLINICAL	8	3,861	2,710	41%	6,579
FLORIDA HOSPITAL OCALA		5,649	871	13%	6,520
MEDEXPRESS URGENT CARE	2	4,419	2,076	32%	6,497
AVERO DIAGNOSTICS - IRVING	11	6,022	460	7%	6,493
HIALEAH HOSPITAL	4	4,992	1,435	22%	6,431
BAPTIST HEALTH SOUTH FLORIDA - DORAL URGENT CARE		5,093	1,271	20%	6,364
ADVENTHEALTH CENTRA CARE LAKELAND	1	5,508	839	13%	6,348
ADVENTHEALTH CENTRA CARE DR PHILLIPS		5,721	583	9%	6,304
UNKNOWN	3	3,310	2,923	47%	6,236
ADVENTHEALTH CENTRA CARE LEE ROAD		5,554	627	10%	6,181
OVIEDO MEDICAL CENTER		5,541	634	10%	6,175
HOLIDAY CVS LLC		5,854	275	4%	6,129
ST JOSEPHS NORTH HOSPITAL LAB	7	5,240	851	14%	6,098
BAPTIST HEALTH - NASSAU		5,753	338	6%	6,091
INDIAN RIVER MEDICAL CENTER		5,191	830	14%	6,021
IMPERIAL POINT MEDICAL CENTER		5,499	514	9%	6,013
ATLANTIS URGENT CARE	1	4,394	1,535	26%	5,930
ADVENTHEALTH CENTRA CARE HUNTERS CREEK	3	5,078	813	14%	5,894
BAYFRONT HEALTH - PORT CHARLOTTE		5,378	480	8%	5,858
BAYFRONT HEALTH - VENICE REGIONAL MEDICAL	1	5,338	505	9%	5,844
ST PETERSBURG GENERAL HOSPITAL		4,895	901	16%	5,796
FORT WALTON BEACH MEDICAL CENTER		4,926	858	15%	5,784
EMERALD COAST URGENT CARE		4,401	1,383	24%	5,784
ADVENTHEALTH CENTRA CARE SANFORD		5,076	657	11%	5,733
SOLARIS DIAGNOSTICS	10	5,150	563	10%	5,723
NCH DOWNTOWN NAPLES HOSPITAL	13	5,135	568	10%	5,716
MEDEXPRESS URGENT CARE OF BOYNTON BEACH LLC		5,308	390	7%	5,698
ADVENTHEALTH CENTRA CARE MOUNT DORA		4,759	918	16%	5,677
ADVENTHEALTH CENTRA CARE LAKE MARY	2	4,915	734	13%	5,651
COMMUNITY HEALTH CENTERS OF PINELLAS INC		4,449	1,160	21%	5,609

COVID-19: testing by laboratory

Data through Feb 21, 2021 verified as of Feb 22, 2021 at 09:25 AM

Data in this report are provisional and subject to change.

The numbers in the table below represent the number of Florida and non-Florida residents for whom test results were received by the Department of Health. A person can be tested by more than one laboratory and can have both positive and negative results. **Therefore, the sum of the numbers in each column will be larger than the total number of people tested.**

Reporting lab	Inconclusive	Negative	Positive	Percent positive	Total
ADVENTHEALTH CENTRA CARE KISSIMMEE		5,002	576	10%	5,578
CLINICAL REFERENCE LABORATORY	2	5,245	275	5%	5,522
BAPTIST HEALTH SOUTH FLORIDA - PEMBROKE PINES URGENT CARE		4,590	908	17%	5,498
ADVENTHEALTH CENTRA CARE APOPKA	1	4,718	762	14%	5,481
FLORIDA HOSPITAL NORTH PINELLAS	11	4,979	444	8%	5,434
TROPICANA FIELD - LOT 2□	19	4,916	486	9%	5,421
SUNCOAST PATHOLOGY ASSOCIATES		4,961	459	8%	5,420
EMPIRE CITY LABORATORIES INC	58	4,565	753	14%	5,376
SOUTH FLORIDA BAPTIST HOSPITAL MICRO	4	4,481	867	16%	5,352
SUNRISE MEDICAL LABORATORIES	2	4,983	367	7%	5,352
MEDEXPRESS URGENT CARE HUDSON		4,620	721	13%	5,341
ADVENTIST HEALTH SYSTEMS, SUNBELT INC		4,692	647	12%	5,339
MARTIN HOSPITAL SOUTH LAB		4,966	288	5%	5,254
NCH NORTH NAPLES HOSPITAL	6	4,616	614	12%	5,236
PARAMOUNT URGENT CARE		2,628	2,566	49%	5,194
ADVENTHEALTH CENTRA CARE ALTAMONTE		4,539	637	12%	5,176
DOCTORS URGENT CARE LLC	1	4,164	944	18%	5,109
TRINITY SPRINGS		4,357	729	14%	5,086
ANGEL KIDS PEDIATRICS		4,761	303	6%	5,064
PUTNAM COMMUNITY MEDICAL CENTER		4,381	670	13%	5,051
BAPTIST HEALTH SOUTH FLORIDA - CORAL SPRINGS URGENT CARE		4,339	701	14%	5,040
NORTHWEST FLORIDA COMMUNITY HOSPITAL	31	3,614	1,373	27%	5,018
MEDICAL DNA LABS LLC	3	4,564	442	9%	5,009
MICROGEN DX	4	4,277	674	14%	4,955
ADVENTHEALTH CENTRA CARE AZALEA PARK		4,238	714	14%	4,952
EGLIN AIR FORCE BASE	13	3,453	1,450	29%	4,916
ACUTIS DIAGNOSTICS	17	3,927	968	20%	4,912
PRO CLINIC		3,826	1,018	21%	4,844
AHCC WESLEY CHAPEL		4,290	513	11%	4,803
UNIVERSITY HOSPITAL AND MEDICAL CENTER		3,638	1,135	24%	4,773
ADVENTHEALTH CENTRA CARE OVIEDO		4,104	663	14%	4,767
BAPTIST HEALTH - NORTH		3,686	1,038	22%	4,724
URGENT CARE CURE	2	4,025	673	14%	4,700
DOCTORS URGENT CARE OF LUTZ LLC	1	3,744	921	20%	4,666
ADVENTHEALTH EXPRESS CARE		3,777	874	19%	4,651
ESCAMBIA COMMUNITY CLINICS INC	8	3,450	1,180	25%	4,638
COASTAL MED URGENT CARE		3,162	1,464	32%	4,626
NIGHT LITE PEDIATRICS	4	3,341	1,250	27%	4,595
PALMS OF PASADENA HOSPITAL		4,055	508	11%	4,563
FLORIDA FAMILY LABORATORY, INC DBA	33	4,118	390	9%	4,541
BAPTIST HEALTH SOUTH FLORIDA - TAMiami TRAIL URGENT CARE		3,642	891	20%	4,533
ADVENTHEALTH CENTRA CARE SOUTH ORANGE		3,866	644	14%	4,510
ADVENTHEALTH CENTRA CARE LONGWOOD		3,978	530	12%	4,508
MOFFITT CANCER CENTER	6	4,398	95	2%	4,499
MEDEXPRESS URGENT CARE - ESTERO		4,032	460	10%	4,492
ADVENTHEALTH CENTRA CARE ORANGE LAKE		3,972	510	11%	4,482
URGENT CARE OF THE PALM BEACHES		3,673	799	18%	4,472

COVID-19: testing by laboratory

Data through Feb 21, 2021 verified as of Feb 22, 2021 at 09:25 AM

Data in this report are provisional and subject to change.

The numbers in the table below represent the number of Florida and non-Florida residents for whom test results were received by the Department of Health. A person can be tested by more than one laboratory and can have both positive and negative results. **Therefore, the sum of the numbers in each column will be larger than the total number of people tested.**

Reporting lab	Inconclusive	Negative	Positive	Percent positive	Total
ADVENT HEALTH - HEART OF FLORIDA ER	1	3,827	643	14%	4,471
MINUTECLINIC		3,837	617	14%	4,454
THE CENTER FOR URGENT CARE	3	3,700	745	17%	4,448
MINUTECLINIC LLC #3703		3,703	735	17%	4,438
LEE HEALTH CONVENIENT CARE - PAGE FIELD		3,868	563	13%	4,431
DOCTORS HOSPITAL OF SARASOTA CLINICAL LABORATORY		3,851	576	13%	4,427
BAPTIST HEALTH SOUTH FLORIDA - CORAL GABLES (UNIVERSITY) URGENT CARE		3,818	602	14%	4,420
ADVENTHEALTH CENTRA CARE PORT ORANGE		3,698	720	16%	4,418
WESTCHESTER HOSPITAL	23	3,547	847	19%	4,417
BAPTIST HEALTH SOUTH FLORIDA - KENDALE LAKES URGENT CARE		3,532	863	20%	4,395
MEDEXPRESS URGENT CARE - ROYAL PALM BEACH		3,924	442	10%	4,366
HEALTH FIRST ADVENTHEALTH CENTRA CARE GATEWAY	1	3,903	430	10%	4,334
RAULERSON HOSPITAL		3,561	759	18%	4,320
HEALTH FIRST ADVENTHEALTH CENTRA CARE TITUSVILLE		3,854	462	11%	4,316
PEDIATRIC HEALTH CARE ALLIANCE PA		3,953	361	8%	4,314
BAPTIST HEALTH SOUTH FLORIDA - PINECREST URGENT CARE		3,701	585	14%	4,286
ADVENTHEALTH CENTRA CARE SAND LAKE		3,849	434	10%	4,283
MEASE DUNEDIN HOSPITAL	5	3,841	427	10%	4,273
MEDEXPRESS URGENT CARE PALM BEACH GARDENS		3,887	347	8%	4,234
QDX PATHOLOGY SERVICES	2	3,888	342	8%	4,232
ADVENTHEALTH CENTRA CARE LEESBURG		3,428	801	19%	4,229
MEDEXPRESS URGENT CARE - GOLDEN GATE		3,769	444	11%	4,213
BAPTIST HEALTH SOUTH FLORIDA - CORAL GABLES URGENT CARE		3,503	698	17%	4,201
FLORIDA COMMUNITY HEALTH CENTER		3,278	907	22%	4,185
TALLAHASSEE PRIMARY CARE ASSOCIATES		3,648	537	13%	4,185
BAPTIST HEALTH SOUTH FLORIDA - PALMETTO BAY URGENT CARE		3,421	653	16%	4,074
NIGHT LITE PEDIATRICS URGENT CARE	1	3,414	638	16%	4,053
LABORATORY OF FLORIDA LLC	40	3,690	295	7%	4,025
PHYSICIANS REGIONAL MEDICAL CENTER - PINE RIDGE RD	1	3,265	732	18%	3,998
BETHESDA HOSPITAL WEST		3,576	407	10%	3,983
PALMS MEDICAL GROUP	5	2,787	1,190	30%	3,982
BAYFRONT HEALTH - SEVEN RIVERS		3,593	347	9%	3,940
US BIOTEK LABORATORIES	14	3,554	362	9%	3,930
PARAMOUNT URGENT CARE - WINDERMERE		2,530	1,398	36%	3,928
GENESIS DIAGNOSTICS		3,686	240	6%	3,926
ASCENSION SACRED HEART - EMERALD COAST		3,238	686	17%	3,924
MEDEXPRESS URGENT CARE - LAKELAND		3,420	451	12%	3,871
BAYA PHARMACY & URGENT CARE		2,814	1,045	27%	3,859
MEDCOMP SCIENCES LLC	66	2,025	1,748	46%	3,839
PREMIER URGENT CARE OF BREVARD LLC	3	3,338	486	13%	3,827
TWIN CITIES HOSPITAL	1	3,340	483	13%	3,824
MEMORIAL HOSPITAL- MIRAMAR	12	3,485	294	8%	3,791
ADVENTHEALTH CENTRA CARE		3,297	400	11%	3,697
DOCTORS TEST CENTERS		3,251	424	12%	3,675
BAYFRONT HEALTH - BROOKSVILLE		3,202	438	12%	3,640
CLARITY LAB SOLUTIONS LLC		3,608	4	0%	3,612
ADVENTHEALTH PROMPT CARE	2	2,555	1,041	29%	3,598

COVID-19: testing by laboratory

Data through Feb 21, 2021 verified as of Feb 22, 2021 at 09:25 AM

Data in this report are provisional and subject to change.

The numbers in the table below represent the number of Florida and non-Florida residents for whom test results were received by the Department of Health. A person can be tested by more than one laboratory and can have both positive and negative results. **Therefore, the sum of the numbers in each column will be larger than the total number of people tested.**

Reporting lab	Inconclusive	Negative	Positive	Percent positive	Total
ADVENTHEALTH CENTRA CARE COLONIAL TOWN	2	3,193	385	11%	3,580
ACCU REFERENCE MEDICAL LAB	9	2,765	751	21%	3,525
SPORTS DRUG TESTING LABORATORY	57	3,353	113	3%	3,523
SIPARADIGM LLC	39	3,244	238	7%	3,521
DESOTO MEMORIAL HOSPITAL	3	2,882	629	18%	3,514
BAPTIST HEALTH SOUTH FLORIDA - DAVIE URGENT CARE		2,898	604	17%	3,502
VENTURE MEDICAL OF FLORIDA LLC		3,227	255	7%	3,482
ENGLEWOOD COMMUNITY HOSPITAL		3,147	328	9%	3,475
LAKESIDE MEDICAL CENTER		2,690	755	22%	3,445
BAYFRONT HEALTH - PUNTA GORDA		3,153	248	7%	3,401
MINUTECLINIC LLC		2,898	493	15%	3,391
MIDWAY SPECIALTY CARE CENTER DIAGNOSTICS	38	3,110	236	7%	3,384
MINUTECLINIC LLC # 0709		2,860	492	15%	3,352
MINUTECLINIC LLC #1067		2,892	432	13%	3,324
BAPTIST HEALTH SOUTH FLORIDA - WESTON URGENT CARE		2,919	394	12%	3,313
AMELIA URGENT CARE		1,717	1,543	47%	3,260
MEDEXPRESS URGENT CARE CAPE CORAL		2,736	464	15%	3,200
BARTOW REGIONAL MEDICAL CENTER	1	2,682	508	16%	3,191
BAYFRONT HEALTH - SPRING HILL		2,883	283	9%	3,166
MINUTECLINIC LLC #8396		2,701	449	14%	3,150
HEALTH FIRST ADVENTHEALTH CENTRA CARE COCOA		2,822	293	9%	3,115
HIGHLANDS REGIONAL MEDICAL CENTER		2,404	708	23%	3,112
BAPTIST HEALTH URGENT CARE AT SAWGRASS		2,600	504	16%	3,104
ADVENTIST HEALTH SYSTEMS SUNBELT IN DBA		2,778	321	10%	3,099
PHARMCO RX	2	2,834	229	7%	3,065
PRECISION HEALTH SOLUTIONS		2,895	166	5%	3,061
BAPTIST HEALTH SOUTH FLORIDA - BRICKELL URGENT CARE		2,535	521	17%	3,056
HOLIDAY CVS LLC DBA CVS PHARMACY #5154		2,940	79	3%	3,019
WALGREEN CO	2	2,606	330	11%	2,938
SELECT LABORATORIES - MARION COUNTY, FL LLC	5	2,618	297	10%	2,920
VETERANS AFFAIRS MEDICAL CENTER - ORLANDO	1	1,343	1,569	54%	2,913
MEDEXPRESS URGENT CARE - DELAND		2,593	304	10%	2,897
STONE CLINICAL LABORATORIES		2,790	96	3%	2,886
BRASHEAR'S VITAL CARE CORP		2,260	612	21%	2,872
MEDEXPRESS URGENT CARE LEHIGH ACRES		2,506	365	13%	2,871
WALGREENS ORLANDO	3	2,523	340	12%	2,866
HEALTH FIRST ADVENTHEALTH CENTRA CARE MALABAR		2,550	289	10%	2,839
MINUTECLINIC LLC #3631		2,399	437	15%	2,836
QUICK CARE MED PL	2	2,228	594	21%	2,824
MEMORIAL HOSPITAL PEMBROKE	3	2,463	331	12%	2,797
MC DIAGNOSTIC OF CONNECTICUT, PC #2220		2,386	408	15%	2,794
ADVENTHEALTH CENTRA CARE KIDS LAKE MARY		2,576	207	7%	2,783
MINUTECLINIC LLC 5852		2,355	424	15%	2,779
BMCT Molecular Diagnostics Subsection		2,281	483	17%	2,764
ALTRU DIAGNOSTICS INC	2	2,597	156	6%	2,755
VERILY LIFE SCIENCES		2,709	24	1%	2,733
ADVENT HEALTH CENTRA CARE -WINTER PARK KIDS URGENT CARE	4	2,488	240	9%	2,732

COVID-19: testing by laboratory

Data through Feb 21, 2021 verified as of Feb 22, 2021 at 09:25 AM

Data in this report are provisional and subject to change.

The numbers in the table below represent the number of Florida and non-Florida residents for whom test results were received by the Department of Health. A person can be tested by more than one laboratory and can have both positive and negative results. **Therefore, the sum of the numbers in each column will be larger than the total number of people tested.**

Reporting lab	Inconclusive	Negative	Positive	Percent positive	Total
PRIMEHEALTH URGENT CARE INC		2,341	383	14%	2,724
MINUTE CLINIC LLC		2,364	351	13%	2,715
CITRUS MEMORIAL HOSPITAL LABORATORY		2,248	446	17%	2,694
ADVENT HEALTH - NEW SMYRNA		2,104	554	21%	2,658
MEDONE PLLC		1,993	653	25%	2,646
MARINERS HOSPITAL		2,374	255	10%	2,629
MINUTECLINIC LLC #3463		2,196	433	16%	2,629
EMERALD COAST URGENT CARE, LLC	1	1,968	659	25%	2,628
HOLMES REG MED CENTER CLINICAL LAB		2,244	381	15%	2,625
MINUTECLINIC LLC #5249		2,075	547	21%	2,622
NXGEN MDX LLC	4	2,326	289	11%	2,619
BAPTIST HEALTH - CLAY		2,241	373	14%	2,614
BAPTIST HEALTH EMERGENCY CENTER COUNTRY WALK	1	2,196	414	16%	2,611
ADVENT HEALTH - OCALA		2,124	447	17%	2,571
GESSLER CLINIC	2	1,697	853	33%	2,552
PARAMOUNT URGENT CARE - ORLANDO		1,687	864	34%	2,551
BAPTIST HEALTHCARE - GULF BREEZE HOSPITAL	3	2,098	441	17%	2,542
MINUTECLINIC LLC #5253		2,102	438	17%	2,540
SCION LAB SERVICES LLC	23	2,315	188	7%	2,526
ACCESS POINT HEALTHCARE URGENT & PRIMARY CARE	2	1,894	626	25%	2,522
PARAMOUNT URGENT CARE INC		838	1,654	66%	2,492
PROHEALTH	3	979	1,483	60%	2,465
MEDEXPRESS FORT MYERS		2,161	302	12%	2,463
EMERALD COAST URGENT CARE LLC		1,804	653	27%	2,457
BAPTIST HEALTH - OAKLEAF		2,020	430	18%	2,450
PARAMOUNT URGENT CARE - OVIEDO		1,657	770	32%	2,427
MEDEXPRESS URGENT CARE - VERO BEACH		2,109	315	13%	2,424
SACRED HEART HEALTH SYSTEM, INC	1	1,593	815	34%	2,409
MINUTECLINIC LLC #4415		2,018	386	16%	2,404
CARENOW URGENT CARE		1,398	1,006	42%	2,404
COMMUNITY HEALTH NORTHWEST FLORIDA	4	1,835	548	23%	2,387
MEDEXPRESS URGENT CARE CORAL SPRINGS		2,137	241	10%	2,378
BAPTIST HEALTH SOUTH FLORIDA - MIAMI BEACH URGENT CARE		2,013	341	14%	2,354
MINUTECLINIC LLC #5190		1,938	407	17%	2,345
MINUTECLINIC LLC #5854		1,961	372	16%	2,333
PHYSICIANS STAT LAB	3	1,066	1,261	54%	2,330
LEE HEALTH - COCONUT POINT CLINICAL LAB	2	1,872	433	19%	2,307
PHYSICIAN ASSOCIATES		2,068	237	10%	2,305
AMELIA EARHART		1,945	351	15%	2,296
MARION E FETHER MEDICAL CENTER, THE		2,106	189	8%	2,295
MEDEXPRESS URGENT CARE - CLEWISTON		1,892	368	16%	2,260
BLUE MED CONSULTANTS		2,164	90	4%	2,254
ADVENTHEALTH CENTRA CARE CONWAY		1,907	344	15%	2,251
WELLINGTON REGIONAL MEDICAL CENTER		2,027	222	10%	2,249
PRIMEHEALTH URGENT CARE	1	1,865	360	16%	2,226
PHYSICIANS REGIONAL MEDICAL CENTER - COLLIER BLVD	1	1,526	695	31%	2,222
LOWER KEYS MEDICAL CENTER		1,971	245	11%	2,216

COVID-19: testing by laboratory

Data through Feb 21, 2021 verified as of Feb 22, 2021 at 09:25 AM

Data in this report are provisional and subject to change.

The numbers in the table below represent the number of Florida and non-Florida residents for whom test results were received by the Department of Health. A person can be tested by more than one laboratory and can have both positive and negative results. **Therefore, the sum of the numbers in each column will be larger than the total number of people tested.**

Reporting lab	Inconclusive	Negative	Positive	Percent positive	Total
DONALD W ROBERTSON DO PA		1,679	486	22%	2,165
BAY MEDICAL CENTER SACRED HEART HEALTH SYSTEM		1,595	529	25%	2,124
MINUTECLINIC LLC #7886		1,823	301	14%	2,124
MINUTECLINIC LLC #3662		1,801	312	15%	2,113
FLORIDA MEDICAL CLINIC	3	998	1,110	53%	2,111
DYNIX DIAGNOSTIX		1,721	350	17%	2,071
MINUTECLINIC LLC #5214		1,772	292	14%	2,064
MINUTECLINIC, LLC #4015		1,562	501	24%	2,063
ASSOCIATED PATHOLOGISTS, LLC	3	1,676	368	18%	2,047
TAMPA COMMUNITY HOSPITAL		1,728	313	15%	2,041
DR G'S URGENT CARE		1,765	266	13%	2,031
AMELIA EXPRESS CARE LLC	10	1,722	294	15%	2,026
MINUTECLINIC LLC #7887		1,798	224	11%	2,022
MEDEXPRESS URGENT CARE BOCA RATON		1,847	168	8%	2,015
MINUTECLINIC LLC #1771		1,678	322	16%	2,000
MINUTECLINIC LLC #4458		1,615	383	19%	1,998
MINUTECLINIC LLC # 0514		1,753	244	12%	1,997
ASCENSION SACRED HEART - GULF		1,492	499	25%	1,991
MINUTECLINIC LLC # 3930		1,690	291	15%	1,981
PATIENTS FIRST - THOMASVILLE ROAD		1,728	231	12%	1,959
DOC SMILEY'S URGENT CARE		1,706	247	13%	1,953
FLOWERS HOSPITAL		1,761	188	10%	1,949
ADVENT HEALTH - DADE CITY		1,694	247	13%	1,941
MINUTECLINIC LLC #1055		1,544	392	20%	1,936
MINUTECLINIC LLC #5069		1,592	344	18%	1,936
UNIVERSITY OF NORTH FLORIDA STUDENT HEALTH		1,871	63	3%	1,934
MINUTECLINIC LLC #3814		1,614	316	16%	1,930
MINUTECLINIC LLC #3705		1,663	249	13%	1,912
MINUTECLINIC LLC #7225		1,632	259	14%	1,891
MEDFAST URGENT CARE CENTERS LLC		564	1,324	70%	1,888
MINUTECLINIC LLC #3003		1,492	390	21%	1,882
MINUTECLINIC LLC # 3686		1,611	268	14%	1,879
GENUS3		1,803	71	4%	1,874
INTELEX LABS, LLC		1,815	58	3%	1,873
AMERICAN RESEARCH LABS		1,641	220	12%	1,861
PARRISH MEDICAL CENTER	1	1,606	234	13%	1,841
MINUTECLINIC LLC #7973		1,591	248	13%	1,839
MEDEXPRESS PORT CHARLOTTE		1,668	166	9%	1,834
MINUTECLINIC, LLC #3204		1,514	314	17%	1,828
BOND URGENT CARE LLC		1,346	477	26%	1,823
MIAMI BEACH CONVENTION CENTER		1,730	87	5%	1,817
MINUTECLINIC LLC #3291		1,576	231	13%	1,807
WHOLE FAMILY HEALTH CENTER INC		1,492	315	17%	1,807
CHARLES AIESI CONSULTING INC	8	1,580	208	12%	1,796
JACKSON HOSPITAL CLINICAL LABORATORY		1,514	273	15%	1,787
MINUTECLINIC LLC #3257		1,466	304	17%	1,770
MINUTECLINIC LLC #7173		1,540	223	13%	1,763

COVID-19: testing by laboratory

Data through Feb 21, 2021 verified as of Feb 22, 2021 at 09:25 AM

Data in this report are provisional and subject to change.

The numbers in the table below represent the number of Florida and non-Florida residents for whom test results were received by the Department of Health. A person can be tested by more than one laboratory and can have both positive and negative results. **Therefore, the sum of the numbers in each column will be larger than the total number of people tested.**

Reporting lab	Inconclusive	Negative	Positive	Percent positive	Total
MINUTECLINIC, LLC (CLINIC 10699)		1,512	248	14%	1,760
EMERGENCY PHYSICIANS MEDICAL CENTER		733	1,012	58%	1,745
AFC PHYSICIANS OF FLORIDA		1,295	447	26%	1,742
MARTIN HEALTH SYSTEM - ST LUCIE WEST		1,573	167	10%	1,740
NCH NORTHEAST	7	1,340	390	22%	1,737
Community_Health		1,533	199	11%	1,732
NCHMD INC		1,439	289	17%	1,728
MINUTECLINIC LLC # 7933		1,504	218	13%	1,722
JW PLASTIC SURGERY		1,449	244	14%	1,693
BARDMOOR LABORATORY	9	1,437	245	14%	1,691
MINUTECLINIC LLC #3748		1,357	332	20%	1,689
IGENOMIX USA LLC	47	1,482	157	9%	1,686
MINUTECLINIC, LLC #5817		1,381	303	18%	1,684
LAKE WALES MEDICAL CENTER INC		1,456	225	13%	1,681
DOC SMILEYS URGENT CARE LLC		1,362	309	18%	1,671
SPARROW HEALTHCARE	2	1,411	250	15%	1,663
MINUTECLINIC LLC #4024		1,412	241	15%	1,653
MINUTECLINIC LLC #5216		1,398	247	15%	1,645
MINUTECLINIC LLC #5924		1,385	259	16%	1,644
NORTH SHORE LONG ISLAND JEWISH HEALTH	1	1,558	80	5%	1,639
MINI ER WATERFORD LAKES, THE		1,391	246	15%	1,637
MEDIQUICK URGENT CARE CENTERS INC		1,149	483	30%	1,632
MINUTECLINIC LLC #3654		1,339	290	18%	1,629
PENSACOLA PEDIATRICS PA	1	1,465	162	10%	1,628
KEYS AHEC SCHOOL MEDICAL CLINIC	7	1,518	101	6%	1,626
MINUTECLINIC LLC #4612		1,271	349	22%	1,620
MINUTECLINIC LLC #3255		1,359	243	15%	1,602
MINUTECLINIC LLC #3285		1,386	215	13%	1,601
MINUTECLINIC LLC #3648		1,278	312	20%	1,590
OPTEO LABORATORY		1,555	34	2%	1,589
ELLENTON URGENT CARE		1,344	234	15%	1,578
NEIGHBORHOOD MEDICAL CENTER INC	17	1,389	171	11%	1,577
MELBOURNE MEDICAL LABORATORY☐	2	1,365	202	13%	1,569
LABTECH DIAGNOSTIC		1,285	281	18%	1,566
MINUTECLINIC LLC # 3579		1,338	228	15%	1,566
MINUTECLINIC LLC #3635		1,360	206	13%	1,566
CAREFAST+		868	696	45%	1,564
SHELL POINT NURSING PAVILION	1	1,492	70	4%	1,563
LABORATORY SPECIALISTS OF MICHIGAN		1,287	263	17%	1,550
JUPITER MEDICAL CENTER URGENT CARE		1,145	404	26%	1,549
GENESIS LABORATORY MANAGEMENT	12	1,306	225	15%	1,543
RIVER TOWN DIAGNOSTIC LLC		1,272	261	17%	1,533
ASSURANCE SCIENTIFIC LABORATORIES	1	1,249	282	18%	1,532
BAYFRONTVENICEREGIONAL		1,453	79	5%	1,532
MINUTECLINIC LLC #4201		1,334	187	12%	1,521
MINUTECLINIC LLC #1807		1,270	241	16%	1,511
AFC PHYSICIANS OF FLORIDA PA		1,103	405	27%	1,508

COVID-19: testing by laboratory

Data through Feb 21, 2021 verified as of Feb 22, 2021 at 09:25 AM

Data in this report are provisional and subject to change.

The numbers in the table below represent the number of Florida and non-Florida residents for whom test results were received by the Department of Health. A person can be tested by more than one laboratory and can have both positive and negative results. **Therefore, the sum of the numbers in each column will be larger than the total number of people tested.**

Reporting lab	Inconclusive	Negative	Positive	Percent positive	Total
MINUTECLINIC LLC #1821		1,347	156	10%	1,503
BAYFRONT HEALTH - CITRUS HILLS		1,252	207	14%	1,459
BAPTIST HEALTH SOUTH FLORIDA - COUNTRY WALK URGENT CARE EXPRESS		1,235	217	15%	1,452
ADVANCE MEDICAL OF NAPLES		326	1,124	78%	1,450
BAPTIST HEALTH EMERGENCY CENTER AT WEST CORAL WAY		1,131	318	22%	1,449
PHYSICIANS PRIMARY CARE	2	1,237	210	14%	1,449
UHEALTH DEERFIELD BEACH/UMSYLVESTER DEERFIELD BEACH LABORATORY	3	1,380	55	4%	1,438
HEALTH CARE DISTRICT OF PALM BEACH COUNTY	1	1,263	174	12%	1,438
ADVENTHEALTH CENTRA CARE WINTER HAVEN	1	801	629	44%	1,431
BIOCERNA LLC	9	1,248	164	12%	1,421
PATIENTS CHOICE LABORATORIES		829	589	42%	1,418
LITTLE PINE PEDIATRICS		1,135	260	19%	1,395
MINUTECLINIC LLC #476		1,181	202	15%	1,383
WHITE WILSON MEDICAL CENTER		165	1,217	88%	1,382
COASTAL LABORATORIES	1	1,095	284	21%	1,380
ASCENSION ST VINCENT'S - SOUTHSIDE		1,309	49	4%	1,358
BAPTIST HEALTH SOUTH FLORIDA - KEY BISCANE URGENT CARE EXPRESS		1,184	164	12%	1,348
ARCPOINT LABS		809	537	40%	1,346
JOHNS HOPKINS ALL CHILDREN'S HOSPITAL		1,252	85	6%	1,337
MINUTECLINIC LLC #8381		1,147	190	14%	1,337
MINUTECLINIC LLC #3637		1,032	302	23%	1,334
OPTUM LABS LLC		1,176	157	12%	1,333
MEDEXPRESS URGENT CARE - JAX ATLANTIC BLVD		1,134	194	15%	1,328
KETAMINE HEALTH CENTERS LLC		1,213	110	8%	1,323
ED FRASER MEMORIAL HOSPITAL		1,080	242	18%	1,322
TEMPUS CLINICAL LABORATORY	10	1,156	146	11%	1,312
AMELIA EXPRESS CARE		710	589	45%	1,299
MINUTECLINIC LLC #1350		1,098	196	15%	1,294
BAPTIST HEALTHCARE - JAY HOSPITAL	1	936	356	28%	1,293
UNIVERSITY OF ALABAMA AT BIRMINGHAM		1,252	34	3%	1,286
PARAMOUNT URGENT CARE VILLAGES		912	360	28%	1,272
TREASURE COAST MEDICAL ASSOCIATES INC		747	525	41%	1,272
FLORIDA DEPARTMENT OF HEALTH IN POLK COUNTY	2	978	292	23%	1,272
SMA LAB	8	1,112	143	11%	1,263
PROJECT HEALTH, INC SUMTERVILLE	5	1,033	224	18%	1,262
MINUTECLINIC LLC #3236		1,078	183	15%	1,261
MINUTECLINIC LLC #6007		1,077	183	15%	1,260
MINUTECLINIC, LLC #3245		999	261	21%	1,260
UHEALTH CLINIC AT WALGREENS		1,014	244	19%	1,258
NYU HOSPITALS CENTER CLINICAL LABORATORIES		1,218	40	3%	1,258
PEDIATRIC HEALTH CARE ALLIANCE - NORTHDAL		1,140	111	9%	1,251
EXACT SCIENCES LABORATORIES, LLC		1,085	155	13%	1,240
VAVA PARTNERS LLC		440	779	64%	1,219
MINUTECLINIC, LLC # 4469		1,032	185	15%	1,217
TOM LEE COMMUNITY HEALTH CENTER		806	410	34%	1,216
CLINICORE		1,124	91	7%	1,215
HOLIDAY CVS LLC DBA CVS PHARMACY #5155		1,151	52	4%	1,203

COVID-19: testing by laboratory

Data through Feb 21, 2021 verified as of Feb 22, 2021 at 09:25 AM

Data in this report are provisional and subject to change.

The numbers in the table below represent the number of Florida and non-Florida residents for whom test results were received by the Department of Health. A person can be tested by more than one laboratory and can have both positive and negative results. **Therefore, the sum of the numbers in each column will be larger than the total number of people tested.**

Reporting lab	Inconclusive	Negative	Positive	Percent positive	Total
ACCESS MEDICAL LABS		746	448	38%	1,194
PREMIER MEDICAL	1	1,097	94	8%	1,192
FIU-HEALTH AUXILIARY LABORATORY	6	1,104	80	7%	1,190
GENOME LLC	2	1,088	91	8%	1,181
MINUTECLINIC LLC #1815		1,005	161	14%	1,166
OPTUMCARE FLORIDA LLC		903	239	21%	1,142
ST ANNES NURSING CENTER		1,116	25	2%	1,141
XPRESS URGENT CARE	4	965	169	15%	1,138
CAPSTONE HEALTHCARE		802	329	29%	1,131
STAGEZERO LIFE SCIENCES INC	3	1,028	99	9%	1,130
EPN URGENT CARE NAPLES	2	773	352	31%	1,127
NORTH FLORIDA PEDIATRICS-TALLAHASSEE	1	1,026	98	9%	1,125
VERITAS GENETICS	61	942	119	11%	1,122
SOLARIS HEALTHCARE PALATKA		1,015	102	9%	1,117
ADVANCED MEDICAL OF NAPLES LLC		981	129	12%	1,110
CAREMED CLINIC LLC	1	850	257	23%	1,108
LAB24 INC	3	436	667	60%	1,106
XYZ LABORATORY	8	942	146	13%	1,096
MINUTECLINIC LLC #5157		928	163	15%	1,091
ADVANCED DIAGNOSTIC LABORATORY		1,027	47	4%	1,074
PALM BAY HOSPITAL CLINICAL LABORATORY		738	328	31%	1,066
PARAMOUNT URGENT CARE - CLERMONT		686	377	35%	1,063
PROFESSIONAL HEALTH EXAMINERS DBA PROHEALTH	1	857	204	19%	1,062
RAINBOW RIVER MEDICAL LABORATORY		977	83	8%	1,060
EUROFINS NTD, LLC		1,016	44	4%	1,060
FIRST QUALITY LABORATORY		991	69	7%	1,060
COASTAL PEDIATRIC GROUP		914	143	14%	1,057
PALM HARBOR PHARMACY		909	142	14%	1,051
ER QUICKCARE PL		890	158	15%	1,048
NAPLES URGENT CARE	1	663	384	37%	1,048
READY RESPONDERS FLORIDA, PLLC		896	144	14%	1,040
STEWART REFERENCE LABORATORY	1	595	442	43%	1,038
PROHEALTH MEDICAL CLINIC		438	596	58%	1,034
HENDRY REGIONAL MEDICAL CENTER CLINICAL LABORATORY		794	238	23%	1,032
MINUTECLINIC LLC #214		884	139	14%	1,023
PATIENTS FIRST LAKE ELLA MEDICAL CENTER		885	127	13%	1,012
VERITOR		850	151	15%	1,001
FLAGLER HOSPITAL LABORATORY	8	36	951	96%	995
LAKELAND REGIONAL HEALTH - PWC/OB		36	954	96%	990
PRIMARY CARE OF THE TREASURE COAST		861	128	13%	989
GENEIQ		933	52	5%	985
IMMOKALEE CHD		911	58	6%	969
ADDICTION LABS OF AMERICA	3	894	71	7%	968
NORTH FLORIDA PEDIATRICS - LAKE CITY		761	203	21%	964
VRL EUROFINS		929	32	3%	961
ARCPOINT LABS OF CORAL SPRINGS FL		859	99	10%	958
CAREFAST MURABELLA		501	451	47%	952

COVID-19: testing by laboratory

Data through Feb 21, 2021 verified as of Feb 22, 2021 at 09:25 AM

Data in this report are provisional and subject to change.

The numbers in the table below represent the number of Florida and non-Florida residents for whom test results were received by the Department of Health. A person can be tested by more than one laboratory and can have both positive and negative results. **Therefore, the sum of the numbers in each column will be larger than the total number of people tested.**

Reporting lab	Inconclusive	Negative	Positive	Percent positive	Total
LENCO MEDICAL LABORATORY		899	45	5%	944
MINUTECLINIC LLC #8927		791	152	16%	943
LAKELAND REGIONAL HEALTH PABLO		789	139	15%	928
MIAMI JEWISH HEALTH SYSTEMS		871	56	6%	927
VRL EUROFINs - DALLAS		913	13	1%	926
APALACHEE CORRECTIONAL INSTITUTION EAST UNIT		907	18	2%	925
PROFESSIONAL HEALTH EXAMINERS		791	133	14%	924
GENE TOX WORLDWIDE	60	736	125	14%	921
HISTOPATHOLOGY SERVICES, LLC		810	101	11%	911
MEDIPATH LLC		642	264	29%	906
BROWNWOOD CARE CENTER		822	77	9%	899
FAST TRACK URGENT CARE CENTER		4	895	100%	899
MINUTECLINIC, LLC DBA MINUTECLINIC #4717		857	38	4%	895
STEWART ROCKLEDGE HOSPITAL		708	185	21%	893
INTEGRITY LABORATORIES, LLC	2	727	161	18%	890
MYTEST DIAGNOSTICS		821	61	7%	882
PROJECT HEALTH INC	4	735	140	16%	879
MINUTECLINIC LLC #5187		759	115	13%	874
TACACHALE CLINICAL LABORATORY	1	823	46	5%	870
SUNRISE URGENT CARE ASSOCIATES LLC D/B/A	5	510	354	41%	869
MEDICAL CONSULTANTS OF FLORIDA, LLC	1	719	148	17%	868
MINUTECLINIC LLC		761	104	12%	865
THE HEALTH CENTER OF PLANT CITY		793	69	8%	862
TYNDALL AIR FORCE BASE		665	196	23%	861
LPG COCONUT POINT		706	153	18%	859
ST PETERSBURG PEDIATRICS	1	769	89	10%	859
NORTH FLORIDA PEDIATRICS PA - SUWANNEE	3	732	118	14%	853
ADVENTHEALTH CENTRA CARE TRINITY		738	110	13%	848
CVS HEALTH		596	238	29%	834
PHAROS HEALTH		629	203	24%	832
UNIVERSITY OF WEST FLORIDA STUDENT HEALTH SERVICES	1	705	121	15%	827
COVANCE CLINICAL RESEARCH UNIT INC		800	23	3%	823
C.W. BILL YOUNG VA MEDICAL CENTER	1	21	799	97%	821
LEE COUNTY EMERGENCY MEDICAL SERVICE		714	106	13%	820
FLORIDA HOSPITAL ORLANDO		743	74	9%	817
MOLECULAR TESTING LABS		758	53	7%	811
BAPTIST HEALTH - MD ANDERSON CANCER CENTER		806	5	1%	811
ASCENSION ST VINCENT'S - CLAY		775	35	4%	810
INTERLACHEN PEDIATRICS		775	32	4%	807
USF MORSANI CENTER FOR ADVANCED HEALTH CARE		707	95	12%	802
DEPARTMENT OF CLINICAL LABS		784	17	2%	801
NITE LITE PEDIATRICS		234	563	71%	797
FISHERMENS HOSPITAL CLINICAL LAB		719	73	9%	792
ABSOLUTE GENOMICS	1	640	148	19%	789
CATALYST WALK IN CLINIC		626	163	21%	789
PEDIATRICS OF CENTRAL FLORIDA PA	20	720	43	5%	783
DYNIX DIAGNOSTICS	2	524	252	32%	778

COVID-19: testing by laboratory

Data through Feb 21, 2021 verified as of Feb 22, 2021 at 09:25 AM

Data in this report are provisional and subject to change.

The numbers in the table below represent the number of Florida and non-Florida residents for whom test results were received by the Department of Health. A person can be tested by more than one laboratory and can have both positive and negative results. **Therefore, the sum of the numbers in each column will be larger than the total number of people tested.**

Reporting lab	Inconclusive	Negative	Positive	Percent positive	Total
NORTH FLORIDA PEDIATRICS PA	1	663	109	14%	773
COASTAL PHYSICIANS, LLC		620	152	20%	772
GROWING TOGETHER PEDIATRICS LLC		718	53	7%	771
Point of Care Testing	1	115	655	85%	771
CARENOW URGENT CARE – FORT PIERCE		499	265	35%	764
MACDILL AIR FORCE BASE		712	51	7%	763
NONE		308	452	59%	760
BIO-TECH CLINICAL LABORATORIES INC		651	107	14%	758
ASAP LABS LLC	4	615	138	18%	757
NORTH OKALOOSA MEDICAL CENTER		439	315	42%	754
PRIMARY CARE SOUTH INC		406	342	46%	748
NORTHEAST FLORIDA NEUROLOGY CLINICS, INC		633	113	15%	746
VITAS HEALTHCARE CORPORATION OF FLA	1	738	4	1%	743
INTERLACHEN PEDIATRICS PA		707	35	5%	742
NORTH SHORE LIJ URGENT CARE PC		699	43	6%	742
CAPE CANAVERAL HOSPITAL		496	243	33%	739
SANTA ROSA MEDICAL GROUP		575	158	22%	733
CREEKSIDE CARE CENTER	1	647	84	11%	732
Tampa Lakes Health and Rehabilitation Center	2	658	70	10%	730
ADVENT HEALTH LAB - ORLANDO		433	294	40%	727
MIDWAY SPECIATLY CARE CENTER		505	220	30%	725
CONSULATE HEALTH CARE OF NEW PORT RICHEY	2	601	121	17%	724
CRUCIAL CARE EMERGENCY MEDICINE DOCTORS		564	153	21%	717
ANY LAB TEST NOW	1	477	239	33%	717
SPECTOR SCIENTIFIC LAB	1	262	453	63%	716
EAST LAKE PEDIATRICS		614	101	14%	715
DISNEY COVID TEST SITE		703	11	2%	714
REDI MED LLC		569	144	20%	713
PRIMARY CARE SERVICES AT INDIAN RIVER ESTATES		690	20	3%	710
HALIFAX MEDICAL CENTER-PORT ORANGE LAB		604	105	15%	709
KENDALL HEALTHCARE PROPERTIES DBA	2	676	27	4%	705
CARE ONE OF FLORIDA LLC		469	233	33%	702
FAMILY HEALTH CENTERS OF SWF LABS	2	616	82	12%	700
ORLANDO HEALTH AND REHAB CENTER		654	43	6%	697
NCHMD, INC SOUTHEAST IMMEDIATE CARE		537	159	23%	696
JACKSONVILLE BEACH PEDIATRIC CARE CENTER		634	59	9%	693
PREMIER MEDICAL LABORATORY SERVICES	2	463	225	33%	690
DOCTOR'S MEMORIAL HOSPITAL		528	161	23%	689
CLINICAL PATHOLOGY LABS INC		619	69	10%	688
WOODLANDS MEDICAL SPECIALISTS		436	249	36%	685
CHILDRENS MEDICAL ASSOCIATION		619	65	10%	684
Victoria Nursing and Rehabilitation Center		635	47	7%	682
PENSACOLA PEDIATRICS	1	457	222	33%	680
WILLOWBROOKE COURT AT EDGEWATER POINTE ESTATES		669	9	1%	678
PALACE NURSING HOME & REHAB CENTER		640	36	5%	676
NCH HEALTHCARE SYSTEM MICROBIOLOGY LAB		2	670	100%	672
MINI ER ADULT AND PEDIATRIC URGENT CARE		574	98	15%	672

COVID-19: testing by laboratory

Data through Feb 21, 2021 verified as of Feb 22, 2021 at 09:25 AM

Data in this report are provisional and subject to change.

The numbers in the table below represent the number of Florida and non-Florida residents for whom test results were received by the Department of Health. A person can be tested by more than one laboratory and can have both positive and negative results. **Therefore, the sum of the numbers in each column will be larger than the total number of people tested.**

Reporting lab	Inconclusive	Negative	Positive	Percent positive	Total
PALM GARDEN OF PORT SAINT LUCIE		664	8	1%	672
LOOP PEDIATRICS PA	3	557	111	17%	671
VENICE REGIONAL MEDICAL CENTER		574	93	14%	667
LIFE CARE CENTER OF NEW PORT RICHEY		633	33	5%	666
SOLARIS HEALTHCARE CHARLOTTE HARBOR		615	47	7%	662
ADVENTHEALTH EXPRESS CARE AT WALGREENS		579	81	12%	660
MEDICAL FP - WHOLE FAMILY HEALTH CENTER		540	120	18%	660
QUICK CARE MED		471	189	29%	660
NORTH VISTA HOSPITAL LABORATORY		553	105	16%	658
TREE HOUSE PEDIATRICS PLLC		591	66	10%	657
POINT OF CARE TESTING SITE		630	24	4%	654
MAVERICK LABS		459	188	29%	647
CALHOUN LIBERTY HOSPITAL		493	152	24%	645
AMERICAN MEDICAL RESPONSE		633	5	1%	638
PRIMARY CARE SERVICES AT ST ANDREWS ESTATES		637			637
AMERICAN SCIENTIFIC LABORATORIES LLC		628	5	1%	633
24 HOUR PEDIATRIC CARE CENTER	1	583	47	7%	631
MANOR PINES CONVALESCENT CENTER LLC	1	607	21	3%	629
ETHOS WELLNESS PHARMACY		585	42	7%	627
ST JOHN'S NURSING CENTER		603	21	3%	624
MOUNT SINAI LABORATORY		593	29	5%	622
Crestview Rehabilitation Center	5	489	126	20%	620
GULF COAST VILLAGE		589	30	5%	619
JOHN KNOX VILLAGE HEALTH CENTER		599	19	3%	618
LIFE CARE CENTER OF ORANGE PARK		586	30	5%	616
GULF COAST MOLECULAR LABORATORIES	12	503	101	16%	616
ADVENTHEALTH MEDICAL GROUP PROMPT CARE		440	176	29%	616
BOND AND STEELE CLINIC PA		428	184	30%	612
GOLDEN GATE FAMILY CLINIC		180	430	70%	610
HOLY CROSS HOSPITAL		12	598	98%	610
MID-FLORIDA PATHOLOGY		459	146	24%	605
LIFE CARE CENTER OF PENSACOLA		553	49	8%	602
PATIENTS FIRST - MAHAN DRIVE		164	435	73%	599
MAIN STREET MEDICAL CENTER		127	472	79%	599
TELESCOPE HEALTH LLC	3	490	105	18%	598
HOLMES REGIONAL MEDICAL CENTER		5	591	99%	596
VETERANS AFFAIRS MEDICAL CENTER - JAMES A HALEY			595	100%	595
GOLDEN GLADES NURSING & REHABILITATION CTR		580	14	2%	594
THE PRESERVE		579	9	2%	588
BROOKDALE FORT MYERS CYPRESS LAKE		585	2	0%	587
PALM GARDEN OF VERO BEACH		548	39	7%	587
CLEWISTON NURSING AND REHABILITATION CENTER		575	12	2%	587
VETERANS AFFAIRS MEDICAL CENTER	1	40	544	93%	585
POINT WASHINGTON MEDICAL CLINIC	1	391	192	33%	584
CENTRAL FLORIDA HEALTH CARE INC		482	101	17%	583
VIERA HOSPITAL, INC		453	128	22%	581
FLAGLER COUNTY HEALTH DEPARTMENT	3	443	129	22%	575

COVID-19: testing by laboratory

Data through Feb 21, 2021 verified as of Feb 22, 2021 at 09:25 AM

Data in this report are provisional and subject to change.

The numbers in the table below represent the number of Florida and non-Florida residents for whom test results were received by the Department of Health. A person can be tested by more than one laboratory and can have both positive and negative results. **Therefore, the sum of the numbers in each column will be larger than the total number of people tested.**

Reporting lab	Inconclusive	Negative	Positive	Percent positive	Total
FLORIDA GULF COAST UNIVERSITY		398	177	31%	575
EAST LAKE PEDIATRICS PA		520	54	9%	574
NORTH FLORIDA MEDICAL GROUP		440	134	23%	574
MEDICAL VB		451	121	21%	572
SPRING HILL HEALTH AND REHABILITATION CENTER		549	23	4%	572
TENNESSEE DOH - NASHVILLE	2	504	66	12%	572
FORT MYERS INTERNAL MEDICINE, LLC		513	57	10%	570
CONSULATE HEALTHCARE OF VERO BEACH	14	476	79	14%	569
SEBASTIAN RIVER MEDICAL CENTER	2	411	155	27%	568
BROAD INSTITUTE CLINICAL SEQUENCING RESEARCH PLATFORM	1	541	25	4%	567
LIFE CARE CENTER OF HILLIARD		544	21	4%	565
HMA SANTA ROSA MEDICAL CENTER LLC DBA		443	122	22%	565
THERADOC		152	408	73%	560
VITAS HEALTHCARE CORP OF CENTRAL FL		536	23	4%	559
SHORELINE PHYSICIAN GROUP		342	216	39%	558
MOORINGS PARK INSTITUTE, INC, THE		532	25	4%	557
EDEN SPRINGS NURSING AND REHAB CENTER		447	110	20%	557
ECCOLAB GROUP	1	146	408	74%	555
AFC URGENT CARE CLEARWATER	1	123	431	78%	555
BOCA GRANDE HEALTH CLINIC		526	25	5%	551
NEMOURS CHILDERN'S HOSPITAL		453	98	18%	551
CYPRESS VILLAGE	1	525	24	4%	550
MANOR CARE HEALTH SERVICES - FT MYERS		526	24	4%	550
The Sands at South Beach		545	4	1%	549
VITAE DIAGNOSTICS		534	13	2%	547
ORANGE BLOSSOM FAMILY HEALTH		520	27	5%	547
J AND G MEDICAL GROUP LLC		454	92	17%	546
COASTAL URGENT CARE		428	116	21%	544
Signature HealthCare Center of Waterford		515	29	5%	544
NSPIRE HEALTHCARE MIAMI LAKES	7	523	14	3%	544
CITY MEDICAL OF NEW JERSEY, PC		497	45	8%	542
SOUTHEAST ALABAMA MEDICAL CENT		493	49	9%	542
NCF DIAGNOSTICS & DNA TECHNOLOGIES	15	208	318	59%	541
DOCTORS CENTER,THE		429	110	20%	539
MANOR CARE NURSING CENTER OF SARASOTA FL LLC		452	87	16%	539
PEBBLEBROOK PHARMACY		438	98	18%	536
EMERALD SHORES HEALTH AND REHABILITATION		438	97	18%	535
AMERICAN FAMILY CARE PENSACOLA WEST		1	533	100%	534
CLARITY LABS		464	70	13%	534
EXPRESS PHARMACY		493	39	7%	532
VETERANS AFFAIRS MEDICAL CENTER - BAY PINES		18	513	97%	531
PEDIATRIC HEALTHCARE ALLIANCE PA		481	47	9%	528
MEDICAL CENTER CLINIC-IMMEDIATE CARE	1	423	104	20%	528
MED FAST URGENT CARE CENTER		260	268	51%	528
EXPRESS URGENT CARE LLC		1	525	100%	526
BALDOMERO LOPEZ STATE VETERANS NURSING HOME	2	519	4	1%	525
DOH - INDIAN RIVER		450	75	14%	525

COVID-19: testing by laboratory

Data through Feb 21, 2021 verified as of Feb 22, 2021 at 09:25 AM

Data in this report are provisional and subject to change.

The numbers in the table below represent the number of Florida and non-Florida residents for whom test results were received by the Department of Health. A person can be tested by more than one laboratory and can have both positive and negative results. **Therefore, the sum of the numbers in each column will be larger than the total number of people tested.**

Reporting lab	Inconclusive	Negative	Positive	Percent positive	Total
PALM GARDEN OF TAMPA		494	29	6%	523
PHYSICIANS STAT LAB INC		450	72	14%	522
WILLOW BROOKE COURT AT INDIAN RIVER ESTATES		476	44	8%	520
DAVITA LABORATORY		426	94	18%	520
MAYFLOWER ASSISTED LIVING		513	6	1%	519
VILLA MARIA NURSING & REHAB CENTER INC	1	507	11	2%	519
LAB DOCTOR		454	64	12%	518
DIAMOND RIDGE HEALTH AND REHABILITATION		486	31	6%	517
CONTINENTAL CLINICAL RESEARCH, LLC		490	26	5%	516
NCH HEALTHCARE BONITA		390	126	24%	516
GRAND COURT TAMPA		508	4	1%	512
MEDONE URGENT CARE AT ST. AUGUSTINE		133	378	74%	511
BUFFALO CROSSING HEALTHCARE & REHABILITATION CTR		496	15	3%	511
MEDFAST URGENT CARE CENTERS		230	280	55%	510
Plantation Bay Rehabilitation Center		487	23	5%	510
BALDWIN PEDIATRICS	1	471	28	6%	500
CLIFFORD CHESTER SIMS STATE VETERANS		488	11	2%	499
CLINICAL PATHOLOGY LABS		386	111	22%	497
JACKSON MEMORIAL PERDUE MEDICAL CENTER		473	24	5%	497
Fernandina Beach Rehabilitation and Nursing Center	1	477	18	4%	496
ENZO CLINICAL LABS INC	3	466	24	5%	493
VETERANS AFFAIRS MEDICAL CENTER - GAINESVILLE		3	490	99%	493
JACKSON MEMORIAL LONG TERM CARE CENTER		471	21	4%	492
MEMORIAL PEMBROKE 24/7 CARE CENTER		372	119	24%	491
NEW YORK HOSPITAL LABORATORIES	1	478	12	2%	491
HEALTH CENTER AT BRENTWOOD	1	445	44	9%	490
VALENCIA HILLS HEALTH AND REHABILITATION CENTER		474	13	3%	487
FLORIDA DEPARTMENT OF HEALTH IN CALHOUN COUNTY		364	123	25%	487
WATSON THERAPEUTICS INC		469	17	3%	486
SOLARIS HEALTHCARE LAKE CITY		389	97	20%	486
SABAL PALMS HEALTH AND REHAB		435	50	10%	485
PEDIATRIC HEALTHCARE ALLIANCE		456	29	6%	485
HARBOUR HEALTH CENTER		469	14	3%	483
MEDICAL CENTER OF DELTONA, INC		393	88	18%	481
AMERICA'S PHARMACY LLC		425	55	11%	480
ST CLOUD REGIONAL MEDICAL CENTER CLINICAL LAB		394	86	18%	480
SUSANNA WESLEY HEALTH CENTER		444	36	8%	480
RIVER GARDEN HEBREW HOME FOR THE AGED		425	54	11%	479
NORTH FLORIDA RETIREMENT VILLAGE		476	2	0%	478
Southern Oaks Care Center	1	438	37	8%	476
ARCPPOINTS LABS		411	65	14%	476
PALMETTO FAMILY HEALTHCARE	1	300	174	37%	475
LAUDERDALE NURSING CENTER LLC	1	455	19	4%	475
CHILDRENS MEDICAL ASSOCIATION PA		420	55	12%	475
FOUNTAIN MANOR HEALTH AND REHAB CENTER	1	454	18	4%	473
PALM GARDEN OF JACKSONVILLE	2	391	80	17%	473
HARTS HARBOR HEALTH CARE CENTER		450	21	4%	471

COVID-19: testing by laboratory

Data through Feb 21, 2021 verified as of Feb 22, 2021 at 09:25 AM

Data in this report are provisional and subject to change.

The numbers in the table below represent the number of Florida and non-Florida residents for whom test results were received by the Department of Health. A person can be tested by more than one laboratory and can have both positive and negative results. **Therefore, the sum of the numbers in each column will be larger than the total number of people tested.**

Reporting lab	Inconclusive	Negative	Positive	Percent positive	Total
FLORIDA DEPARTMENT OF HEALTH CLAY COUNTY	1	373	96	20%	470
BAPTIST PRIMARY CARE	2	370	98	21%	470
Good Samaritan Society Kissimmee Village		404	65	14%	469
NAVAL HOSPITAL - JACKSONVILLE		136	331	71%	467
HEARTLAND PEDIATRICS OF LAKE WALES		418	48	10%	466
HILLCREST HEALTH CARE & REHABILITATION CENTER	2	452	12	3%	466
RICARDO NAVARRO DO PA		394	70	15%	464
The Manor at Blue Water Bay		403	61	13%	464
Quest Diag Unspecifd	1	314	148	32%	463
BROOKDALE PALMER RANCH	1	404	57	12%	462
PIONEER CLINICAL LAB LLC		379	81	18%	460
THE PALACE AT HOMESTEAD	1	439	19	4%	459
WEST GABLES HEALTH CARE CENTER		449	10	2%	459
PHYSICIANS PRIMARY CARE LAB	1	396	62	14%	459
FLO-MEDILAB SERVICES LLC		188	270	59%	458
PARKLANDS FACILITY INC	4	409	42	9%	455
CLARIDGE HOUSE NURSING CENTER		437	17	4%	454
MANOR AT CARPENTERS		426	27	6%	453
MANOR OAKS NURSING & REHAB CENTER	4	447	2	0%	453
Williston Care Center		392	57	13%	449
SANDBAY URGENT CARE		359	89	20%	448
FIRST CHOICE PEDIATRICS		360	87	19%	447
HERON POINTE HEALTH AND REHABILITATION	1	443	3	1%	447
SHORE ACRES CARE CENTER		410	35	8%	445
DXTERITY DIAGNOSTICS	2	417	26	6%	445
CITRUS NURSING CENTER LLC		401	43	10%	444
DIAMOND RIDGE HEALTH AND REHABILITATION CENTER		422	22	5%	444
NORTH FLORIDA REHABILITATION & SPECIALTY CARE☐		436	6	1%	442
LIFE CARE CENTER OF PALM BAY☐		414	26	6%	440
FAMILY HEALTH CENTERS OF SOUTHWEST FLORIDA INC		373	66	15%	439
SMA SPECIALTY MEDICAL LAB		117	321	73%	438
HOPE HOSPICE AND COMMUNITY SERVICES INC	14	407	16	4%	437
AFC URGENT CARE FAMILY CARE			437	100%	437
BENTON PEDIATRICS INC		390	47	11%	437
Q ANSWER LAB	1	381	55	13%	437
DBI HEALTH INC		421	15	3%	436
Solaris HealthCare Windermere		403	32	7%	435
ORLANDO HEALTH CENTER FOR REHABILITATION		424	11	3%	435
CARE ONE OF FLORIDA	1	292	142	33%	435
FLORIDA HOSPITAL WAUCHULA		304	130	30%	434
EMERITUS AT NAPLES	2	430	1	0%	433
NEW PLANT CITY FAMILY CARE	1	228	203	47%	432
AVECINA MEDICAL JULINGTON	1	240	189	44%	430
MICHAEL A MIDDLETON MD PA☐		415	15	3%	430
ST ANDREWS BAY SKILLED NURSING &		369	60	14%	429
FLORIDA DEPT OF HEALTH IN BREVARD COUNTY	3	363	63	15%	429
Palm Garden of Ocala		330	98	23%	428

COVID-19: testing by laboratory

Data through Feb 21, 2021 verified as of Feb 22, 2021 at 09:25 AM

Data in this report are provisional and subject to change.

The numbers in the table below represent the number of Florida and non-Florida residents for whom test results were received by the Department of Health. A person can be tested by more than one laboratory and can have both positive and negative results. **Therefore, the sum of the numbers in each column will be larger than the total number of people tested.**

Reporting lab	Inconclusive	Negative	Positive	Percent positive	Total
SUWANNEE HEALTH AND REHABILITATION CENTER		421	5	1%	426
HEALTH CENTRAL CLINICAL LABORATORY		393	33	8%	426
APP-UNIPATH, LLC	2	406	15	4%	423
ELLENTON PEDIATRICS		405	18	4%	423
VITAS LUTHERAN TOWERS INPATIENT PROGRAM		359	63	15%	422
Colonial Lakes Health Care		384	38	9%	422
NEW YORK PRESBYTERIAN - CUMC CLINICAL		403	17	4%	420
GARCIA CLINICAL LABORATORY		28	392	93%	420
AFC URGENT CARE SEMINOLE			419	100%	419
CLINICAL ENTERPRISE, INC		398	20	5%	418
Bardmoor Oaks Healthcare and Rehabilitation Center		406	11	3%	417
LITTLE PINE PEDIATRICS PLLC	2	361	54	13%	417
PRO HEALTH		186	230	55%	416
BROWARD PARTNERSHIP	6	402	8	2%	416
LEHIGH REGIONAL MEDICAL CENTER LAB		371	44	11%	415
PALM GARDEN OF CLEARWATER		394	18	4%	412
CARENOW	2	223	185	45%	410
THE PALACE MANAGEMENT - THE PALACE AT CORAL GABLES		407	3	1%	410
MINUTECLINIC LLC #3671		366	44	11%	410
CHILDRENS CLINIC WEST FLORIDA PEDIATRICS		373	36	9%	409
SOLARIS HEALTHCARE OSCEOLA		386	22	5%	408
RAINBOW PEDIATRIC CENTER PA		377	29	7%	406
SIGNATURE HEALTHCARE OF BROOKWOOD GARDENS		399	6	1%	405
TIDE LABORATORIES		362	43	11%	405
ENCOMPASS HEALTH		393	12	3%	405
FLORIDA HOSPITAL MEDICAL GROUP		256	148	37%	404
PALM GARDEN OF WINTER HAVEN	2	386	16	4%	404
SANTA ROSA CENTER FOR REHABILITATION AND HEALING		336	67	17%	403
Ocala Health and Rehabilitation Center		382	21	5%	403
AFC URGENT CARE TYRONE		2	399	100%	401
BREVARD HEALTH ALLIANCE		167	234	58%	401
CONSULATE HEALTH CARE OF BAYONET POINT	4	389	7	2%	400
ABBAY DELRAY		394	5	1%	399
BOND CLINIC PA PEDIATRICS DEPT		362	35	9%	397
SEMINOLE NURSING PAVILION		389	7	2%	396
CARITHERS PEDIATRIC GROUP		352	44	11%	396
MINI ER AND URGENT CARE		289	105	27%	394
HEALTHY STEPS PEDIATRICS		349	45	11%	394
SOLARIS HEALTHCARE MERRITT ISLAND		353	40	10%	393
RUSKIN HEALTH CENTER		252	140	36%	392
ORCHARD PARK HEALTH & REHABILITATION		385	5	1%	390
MEDIPATH		19	370	95%	389
BARBER		13	376	97%	389
STARKE FAMILY MEDICAL CENTER		300	87	22%	387
Cypress Cove Care Center		286	100	26%	386
PALMS OF SEBRING		352	34	9%	386
BROOKSVILLE HEALTHCARE CENTER LLC		372	12	3%	384

COVID-19: testing by laboratory

Data through Feb 21, 2021 verified as of Feb 22, 2021 at 09:25 AM

Data in this report are provisional and subject to change.

The numbers in the table below represent the number of Florida and non-Florida residents for whom test results were received by the Department of Health. A person can be tested by more than one laboratory and can have both positive and negative results. **Therefore, the sum of the numbers in each column will be larger than the total number of people tested.**

Reporting lab	Inconclusive	Negative	Positive	Percent positive	Total
INDIAN RIVER CTR, LLC		337	46	12%	383
Solaris Healthcare Daytona	2	333	46	12%	381
CORE DIAGNOSTIC LABORATORIES LLC		262	118	31%	380
UNIVERSITY OF TAMPA INC, THE		373	4	1%	377
TREASURE COAST COMMUNITY HEALTH	3	318	55	15%	376
NAPLES CHILDREN'S URGENT CARE		325	51	14%	376
BAYA PHARMACY WEST		8	368	98%	376
TIDEWELL HOSPICE INC	2	366	7	2%	375
MEDSCAN LABORATORY INC	1	163	211	56%	375
BROOKDALE PADDOCK HILLS	2	371	2	1%	375
Timberidge Center for Rehabilitation and Healing		344	31	8%	375
Darcy Hall Of Life Care		364	9	2%	373
UR MEDICINE LABS- CENTRAL LABORATORY		349	22	6%	371
MEDONE URGENT CARE CENTER		149	222	60%	371
HENDRY REGIONAL MEDICAL CENTER		107	264	71%	371
URGENT CARE BETHESDA	1	318	52	14%	371
ADVENT HEALTH - TAMPA		148	220	60%	368
FLORIDA DEPARTMENT OF HEALTH		326	41	11%	367
FAIR HAVENS CENTER, OPCO		360	6	2%	366
GOOD SAMARITAN CENTER		363	2	1%	365
Stacey Health Care Centers Inc. dba Riverside Care Center		336	29	8%	365
PALM GARDEN OF ORLANDO		331	33	9%	364
CLERMONT HEALTH AND REHABILITATION CENTER		332	32	9%	364
Manatee Springs Rehabilitation and Nursing Center		343	20	6%	363
SUNSHINE URGENT CARE LLC		220	143	39%	363
MINUTECLINIC LLC, #10357		361	1	0%	362
INFORM DIAGNOSTICS		353	9	2%	362
FLORIDA DEPARTMENT OF HEALTH IN LIBERTY COUNTY	2	264	94	26%	360
LIFEBRITE	1	168	191	53%	360
ADVENTHEALTH EXPRESS CARE AT		292	68	19%	360
SOLARIS HEALTHCARE BAYONET POINT		342	16	4%	358
AFC URGENT CARE		67	290	81%	357
AMEERAH LABS, LLC	2	271	81	23%	354
HEALTH CENTRAL PARK		286	66	19%	352
VITAS HEALTHCARE CORPORATION		347	5	1%	352
Bayside Care Center	1	331	20	6%	352
FAMILY CARE PARTNERS OF NORTHEAST FLORIDA LLC		280	72	20%	352
MY CLINICAL LAB		224	128	36%	352
SANFORD LABORATORIES		325	26	7%	351
EPN URGENT CARE		44	306	87%	350
BAYSHORE DIAGNOSTICS		309	41	12%	350
VETERANS AFFAIRS MEDICAL CENTER - LAKE CITY		52	298	85%	350
RESTORE HEALTH URGENT CARE		262	87	25%	349
SIPARADIGM, DIAGNOSTIC INFORMATICS		273	76	22%	349
VILLAGE AT VIENNA SQUARE,THE	6	329	14	4%	349
solaris Healthcare Parkway	2	330	17	5%	349
HAINES CITY REHABILITATION AND NURSING CENTER		324	24	7%	348

COVID-19: testing by laboratory

Data through Feb 21, 2021 verified as of Feb 22, 2021 at 09:25 AM

Data in this report are provisional and subject to change.

The numbers in the table below represent the number of Florida and non-Florida residents for whom test results were received by the Department of Health. A person can be tested by more than one laboratory and can have both positive and negative results. **Therefore, the sum of the numbers in each column will be larger than the total number of people tested.**

Reporting lab	Inconclusive	Negative	Positive	Percent positive	Total
LIFE CARE PONTE VEDRA INC		340	8	2%	348
BLOUNTSTOWN REHABILITATION CENTER LLC		242	106	30%	348
MANORCARE HEALTH SERVICES - VENICE		292	55	16%	347
TRENTON MEDICAL CENTER INC DBA PALMS MEDICAL GROUP	4	248	93	27%	345
Destin Healthcare and Rehabilitation Center	1	306	37	11%	344
FG RAPID RESULTS	2	116	225	66%	343
SEA BREEZE REHAB AND NURSING CENTER☐		333	9	3%	342
Life Care Center of Ocala		279	63	18%	342
ADVENT HEALTH CENTRA CARE - PALM COAST		80	261	77%	341
CORAL BAY HEALTHCARE AND REHABILITATION	1	328	12	4%	341
HEALTH DESIGNS		328	13	4%	341
VILLAGE DOCTORS OF KEYSTONE		261	80	23%	341
ANCIENT CITY PEDIATRICS	1	326	14	4%	341
Palmetto Subacute Care Center		329	11	3%	340
SELECT REFERENCE LABORATORIES, LLC	1	326	12	4%	339
USAFSAM/PHE		174	165	49%	339
DIAGNOSTIC & CLINICAL CARE SERVICES INC DBA		266	71	21%	337
FLORIDA HOSPITAL HEARTLAND MED CTR LAKE PLACID		251	86	26%	337
SIGNATURE HEALTHCARE OF NORTH FLORIDA		333	3	1%	336
MOOSEHAVEN HEALTH CENTER		300	36	11%	336
STEWART SEBASTIAN RIVER MEDICAL CENTER		291	45	13%	336
ORCHARD RIDGE CARE AND REHABILITATION CENTER		316	19	6%	335
SUN COUNTRY PEDIATRICS PLLC	9	297	29	9%	335
PALM GARDEN OF WEST PALM BEACH☐	4	314	15	5%	333
CRONOS CLINICAL LABORATORY	22	220	91	27%	333
ADDINGTON PLACE AT WELLINGTON GREEN		325	8	2%	333
MAGNOLIA FAMILY URGENT CARE		296	37	11%	333
NATIONS BEST FAMILY HEALTH CARE		156	176	53%	332
NORTH PINELLAS STATMED QUICK QUALITY CLINICS		236	96	29%	332
PINES OF SARASOTA		326	4	1%	330
Marshall Health and Rehabilitation Center		282	47	14%	329
Palm Garden of Largo		325	4	1%	329
COLOR GENOMICS, INC.	2	321	6	2%	329
ROLLINS COLLEGE WELLNESS CENTER		130	199	60%	329
SERENADES IN THE VILLAGES		275	54	16%	329
FHMG FLORIDA HOSPITAL MEDICAL GROUP		293	36	11%	329
HARDEE MANOR HEALTH CARE CENTER	1	324	3	1%	328
Life Care Center at Wells Crossing		309	19	6%	328
PruittHealth Panama City	1	264	63	19%	328
FAIRWAY OAKS CENTER LLC	6	315	6	2%	327
TRI-COUNTY NURSING AND REHABILITATION CENTER INC		311	15	5%	326
PIONEER CLINICAL LAB, LLC		212	113	35%	325
CORAL TRACE HEALTH CARE☐	2	315	5	2%	322
MIDWAY SPECIALTY CARE CENTER	3	205	114	35%	322
DELTONA HEALTH CARE		298	23	7%	321
SABAL DIRECT PRIMARY CARE, PA		264	57	18%	321
ASSOCIATESMD MEDICAL GROUP INC		270	51	16%	321

COVID-19: testing by laboratory

Data through Feb 21, 2021 verified as of Feb 22, 2021 at 09:25 AM

Data in this report are provisional and subject to change.

The numbers in the table below represent the number of Florida and non-Florida residents for whom test results were received by the Department of Health. A person can be tested by more than one laboratory and can have both positive and negative results. **Therefore, the sum of the numbers in each column will be larger than the total number of people tested.**

Reporting lab	Inconclusive	Negative	Positive	Percent positive	Total
UNIVERSITY OF TAMPA STUDENT HEALTH AND SHC CLINICAL LABORATORY		172	148	46%	320
WHITE-WILSON MEDICAL CENTER - FORT WALTON BEACH		308	12	4%	320
ORLANDO VA MEDICAL CENTER			317	100%	317
HARDEE COUNTY HEALTH DEPARTMENT		254	63	20%	317
MANOR CARE OF BOYNTON BEACH LLC		292	24	8%	316
VILLAGE DOCTORS FAMILY MEDICAL CENTER OF		253	63	20%	316
MEDFAST URGENT CARE CENTER		86	230	73%	316
ATLANTIC SHORES NURSING AND REHAB CENTER	1	305	9	3%	315
FLORIDA HEART & VASCULAR MULTISPECIALTY GROUP PA		220	95	30%	315
PruittHealth Santa Rosa		225	90	29%	315
LabCorp (Non-Interfaced)	1	122	191	61%	314
Bay Breeze Senior Living and Rehabilitation Center		261	53	17%	314
BIOCEPT		292	22	7%	314
GENESIS MEDICAL LABORATORY MIAMI FL.		83	230	73%	313
KEY WEST HEALTH AND REHAB	1	304	7	2%	312
BAY VILLAGE OF SARASOTA INC		308	3	1%	311
ROSEWOOD HEALTH AND REHABILITATION CENTER		290	21	7%	311
SPECIALTY HEALTH AND REHABILITATION CENTER		285	25	8%	310
BRISTOL AT TAMPA, THE	4	298	8	3%	310
ST LUCIE EMPLOYEE HEALTH & WELLNESS CENTER		304	6	2%	310
KISSIMMEE FACILITY OPERATIONS LLC		286	23	7%	309
MEDEXPRESS LUTZ		3	306	99%	309
OCEAN VIEW NURSING AND REHAB CENTER		292	16	5%	308
PEDIATRIC ASSOCIATES OF Ocala PA		276	31	10%	307
SUNLAND MARIANNA COX MEDICAL CENTER		267	40	13%	307
AVANTE AT MT DORA		304	3	1%	307
NATURE COAST MEDICAL GROUP		214	91	30%	305
GOOD SAMARITAN SOCIETY-DAYTONA		286	19	6%	305
AVENTURA REHAB AND NURSING CENTER		296	9	3%	305
ASCEND CLINICAL	2	235	68	22%	305
FL HUD DESTIN, LLC D/B/A GRAND BOULEVARD HEALTH		269	36	12%	305
ADVENTHEALTH MEDICAL GROUP PROMPT CAR	1	206	97	32%	304
SAMANTHA WILSON CARE CENTER	4	290	9	3%	303
PHYSICIANS REGIONAL WALK-IN		185	118	39%	303
AVELLINO LAB USA, INC	1	290	12	4%	303
HEALTH PARK CARE CENTER		298	4	1%	302
GANDY CROSSING CARE CENTER	1	288	13	4%	302
WELL HEALTH WORKS	1	268	32	11%	301
BAPTIST PRIMARY CARE, INC		277	24	8%	301
HCSO OCCUPATIONAL HEALTH AND WELLNESS CENTER		234	66	22%	300
ARGO SENIOR LIVING AT HAVERHILL		281	18	6%	299
THE SPRINGS AT BOCA CIEGA BAY		290	9	3%	299
BOCA BIOLISTICS REFERENCE LABORATORY	2	185	111	37%	298
TAMARAC REHABILITATION & HEALTH CENTER		295	3	1%	298
SPRINGTREE REHAB & HEALTH CARE CENTER		280	18	6%	298
PALMS REHABILITATION AND HEALTHCARE CENTER		260	37	12%	297
HEALTH FIRST ADVENTHEALTH CENTRA CARE - TITUSVILLE		56	241	81%	297

COVID-19: testing by laboratory

Data through Feb 21, 2021 verified as of Feb 22, 2021 at 09:25 AM

Data in this report are provisional and subject to change.

The numbers in the table below represent the number of Florida and non-Florida residents for whom test results were received by the Department of Health. A person can be tested by more than one laboratory and can have both positive and negative results. **Therefore, the sum of the numbers in each column will be larger than the total number of people tested.**

Reporting lab	Inconclusive	Negative	Positive	Percent positive	Total
ENCOMPASS HEALTH REHABILITATION HOSPITAL OF SUNRISE	8	283	6	2%	297
SILVER CREEK SENIOR LIVING COMMUNITY		292	5	2%	297
BROOKDALE DESTIN		284	12	4%	296
BUENA VISTA URGENT CARE		264	32	11%	296
REHABILITATION CENTER OF LAKE CITY, THE		268	28	9%	296
ELMHURST HOSPITAL CENTER	1	268	26	9%	295
OSPREY LODGE		236	59	20%	295
INTERNAL MEDICINE & PEDIATRICS OF TAMPA BAY PA		242	52	18%	294
ADVENTHEALTH EXPRESS CARE AT WALGREENS 49TH STREET		247	47	16%	294
SAINTS 120 LLC	1	258	34	12%	293
NORTHWEST MEDICAL CENTER CLINICAL LABORATORY		175	118	40%	293
KENNEDY PAIN CLINIC GROUP LLC		265	28	10%	293
DIGNITY HEALING, LLC		279	14	5%	293
LAKE EUSTIS HEALTH AND REHABILITATION CENTER		285	7	2%	292
ST PETERSBURG PEDIATRICS-PARK BLVD		267	25	9%	292
ST JAMES HEALTH AND REHABILITATION CENTER		208	84	29%	292
FLOMEDILAB		77	214	74%	291
REGENTS PARK OF BOCA RATON		288	2	1%	290
AUBURN UNIVERSITY MEDICAL CLINIC		227	62	21%	289
PALM GARDEN OF GAINESVILLE	2	285	2	1%	289
LUTHERAN HAVEN		281	8	3%	289
INNOVATIVE TRANSFUSION MEDICINE, INC	3	239	46	16%	288
CROSS POINTE CARE CENTER	2	279	6	2%	287
CONSULATE HEALTH CARE OF SAFETY HARBOR		281	6	2%	287
LIFE CARE CENTER OF WINTER HAVEN		268	18	6%	286
JACKSON PLAZA NURSING & REHAB CENTER	6	274	6	2%	286
GENOSUR LLC		282	4	1%	286
LAKELAND REGIONAL HEALTH SYSTEMS INC		20	266	93%	286
RIVERS FAMILY MEDICINE PA		211	74	26%	285
PORT SAINT LUCIE HOSPITAL		276	9	3%	285
LONGWOOD FAMILY PRACTICE		216	69	24%	285
HOMESTEAD MANOR	2	243	40	14%	285
HEATHER HILL HEALTHCARE CENTER		239	46	16%	285
FAMILY CARE PARTNERS OF NE FLORIDA LLC		215	69	24%	284
BRIDGEWATER PARK HEALTH AND REHAB		257	27	10%	284
AURORA DIAGNOSTICS BERNHARDT LABORATORIES PATHOLOGY SERVICE		190	93	33%	283
ST PETERSBURG PEDIATRICS-SEMINOLE BLVD		224	59	21%	283
PEDIATRICS BY THE SEA		273	10	4%	283
HEALTHWORKS MED GROUP OF FLORIDA PA	3	273	6	2%	282
AVANTE AT LEESBURG INC		281	1	0%	282
MEDICAL CENTER AT OCEAN REEF,THE		267	14	5%	281
The Care Center at Pinellas Park	1	271	8	3%	280
SOUTHWEST ORLANDO FAMILY MEDICINE, PL		233	47	17%	280
CHAUTAUQUA REHABILITATION AND NURSING CENTER		271	9	3%	280
ST JUDE CHILDREN'S RESEARCH HOSPITAL		265	15	5%	280
ROSEN MEDICAL CENTER		238	40	14%	278
RULEME CENTER	2	250	26	9%	278

COVID-19: testing by laboratory

Data through Feb 21, 2021 verified as of Feb 22, 2021 at 09:25 AM

Data in this report are provisional and subject to change.

The numbers in the table below represent the number of Florida and non-Florida residents for whom test results were received by the Department of Health. A person can be tested by more than one laboratory and can have both positive and negative results. **Therefore, the sum of the numbers in each column will be larger than the total number of people tested.**

Reporting lab	Inconclusive	Negative	Positive	Percent positive	Total
QUALITOX LABORATORIES		105	172	62%	277
PRUITT HEALTH-SANTA ROSA		275	2	1%	277
VILLAGES REGIONAL HOSPITAL SURGERY CENTER LLC, THE		218	58	21%	276
HOLIDAY CVS LLC DBA CVS/PHARMACY #0440		267	9	3%	276
WESTCHESTER GARDENS LIMITED PARTNERSHIP		270	6	2%	276
Solaris Healthcare Lake Bennet		243	32	12%	275
PEDIATRIC HEALTH CARE ALLIANCE, PA		247	28	10%	275
AMBULATORY SURGERY CENTER OF BOCA RATON LTD		272	3	1%	275
Glades West Rehabilitation and Nursing Center		266	8	3%	274
ONESTOP MEDICAL AND URGENT CARE LLC		233	40	15%	273
TUSKAWILLA NURSING AND REHAB CENTER	2	264	7	3%	273
BAPTIST PRIMARY CARE INC	1	248	24	9%	273
BEAR CREEK NURSING CENTER		269	4	1%	273
renaissance health and rehabilitation center		254	18	7%	272
URGENT CARE EXPRESS LLC		1	271	100%	272
PERSONALIZED GENETIC TESTING	1	177	93	34%	271
BAYA POINTE NURSING AND REHABILITATION		187	83	31%	270
TALLAHASSEE NHHI LLC	1	242	27	10%	270
Rehabilitation Center for Park Place LLC		259	11	4%	270
MANOR CARE OF NAPLES FL LLC		266	3	1%	269
Life Care Center of Punta Gorda	1	256	12	4%	269
HARBOURWOOD	1	264	4	1%	269
FLORIDA HEALTH CARE PLANS			268	100%	268
PREMIER PLACE AT THE GLENVIEW		260	8	3%	268
ELMCROFT PINECREST	1	245	21	8%	267
Solaris Healthcare Coconut Creek		261	6	2%	267
ADVENT HEALTH CENTRA CARE - ORMOND BEACH		113	153	58%	266
DAVID SCOTT MADWAR MD PA□		239	27	10%	266
ADVENT HEALTH CARE CENTER	9	245	12	5%	266
Coastal Health and Rehabilitation Center		256	10	4%	266
ESTERO ISLAND MEDICAL CENTER		206	59	22%	265
SERANADES BY SONATA WEST ORANGE		236	29	11%	265
24/7 PEDIATRIC CARE CENTERS INC		244	19	7%	263
SILVERCREST HEALTH AND REHABILITATION CENTER	3	250	8	3%	261
BRENTWOOD RETIREMENT COMMUNITY	5	225	31	12%	261
SOLARIS HEALTHCARE IMPERIAL		253	8	3%	261
MANORCARE AT LELY PALMS		256	5	2%	261
HOLLEY NAVARRE MEDICAL CLINIC		187	73	28%	260
CLIFFORD CHESTER SIMS VA NURSING HOME		251	9	3%	260
COMMUNITY HEALTH AND REHABILITATION CENTER		199	61	23%	260
LASER & SURGERY CENTER OF THE PALM BEACHES□		259	1	0%	260
FAMILY EXPRESS URGENT CARE		5	255	98%	260
LAKE PARK OF MADISON		251	8	3%	259
W FRANK WELLS NURSING HOME		231	28	11%	259
CONSULATE HEALTHCARE OF KISSIMMEE		247	12	5%	259
ACCURATE DIAGNOSTIC LABS, INC		243	15	6%	258
PROTEUS MOLECULAR AND CLINICAL LAB	1	148	109	42%	258

COVID-19: testing by laboratory

Data through Feb 21, 2021 verified as of Feb 22, 2021 at 09:25 AM

Data in this report are provisional and subject to change.

The numbers in the table below represent the number of Florida and non-Florida residents for whom test results were received by the Department of Health. A person can be tested by more than one laboratory and can have both positive and negative results. **Therefore, the sum of the numbers in each column will be larger than the total number of people tested.**

Reporting lab	Inconclusive	Negative	Positive	Percent positive	Total
FLORIDA WOMAN CARE LABORATORY LLC		232	26	10%	258
HOLISTIX TREATMENT CENTERS		251	6	2%	257
Parkview Rehabilitation Center at Winter Park		250	7	3%	257
EXCEL PEDIATRICS		214	42	16%	256
KINDRED HOSPITAL	7	244	5	2%	256
OCALA FAMILY MEDICAL CENTER INC	1	209	45	18%	255
JACKSONVILLE KIDS PEDIATRICS, PLLC		222	32	13%	254
SHELL POINT VILLAGE MEDICAL CENTER		246	7	3%	253
Life Care Center at Inverrary		249	4	2%	253
ST CATHERINE'S WEST REHABILITATION HOSPITAL		240	12	5%	252
TAVARES PEDIATRICS		212	40	16%	252
CHIPOLA HEALTH AND REHAB		234	17	7%	251
BROWARD NURSING & REHABILITATION CTR	8	233	9	4%	250
DOCTORS MEMORIAL HOSPITAL		129	121	48%	250
ADVANCED AMBULATORY SURGERY CENTER		239	11	4%	250
MARTIN MEMORIAL MEDICAL CENTER LAB		128	121	49%	249
FRICKS PHARMACY		193	56	22%	249
WESTWOOD HEALTHCARE SNF		204	45	18%	249
AVON PARK PEDIATRICS INC	3	222	23	9%	248
CLARE BRIDGE ORMOND BEACH	1	247			248
PAVILION FOR HEALTHCARE, THE		246	2	1%	248
BUREAU OF CLINICAL LABORATORIES		207	40	16%	247
CARRINGTON PLACE OF ST PETE LLC		242	5	2%	247
PLANT CITY PEDIATRICS	1	207	39	16%	247
Heritage Healthcare at Tallahassee		239	7	3%	246
TIERRA PINES CENTER		234	12	5%	246
ADVENT HEALTH - DELTONA ER		194	51	21%	245
ROSEWOOD HEALTHCARE & REHABILITATION CENTER		239	6	2%	245
WALGREENS 3173		226	19	8%	245
JAMES A HALEY VETERANS HOSPITAL			245	100%	245
MALABAR/ADVENT CENTRA CARE		48	196	80%	244
VETERANS AFFAIRS MEDICAL CENTER - MIAMI		1	243	100%	244
WHITE WILSON MEDICAL CENTER PA - NAVARRE		147	96	40%	243
HAVEN OF OUR LADY OF PEACE INC		234	8	3%	242
ARCHER HEALTH VENTURES, LLC		217	25	10%	242
FIRST CHOICE PRIMARY CARE		191	50	21%	241
FORT MYERS REHABILITATION AND NURSING CENTER		215	26	11%	241
USA HEALTH UNIVERSITY HOSPITAL CLINICAL LABORATORY	1	234	6	2%	241
GOOD SAMARITAN CARES		236	5	2%	241
AVECINA MOBILE		121	119	50%	240
RIVERWOOD HEALTH NH LLC		201	39	16%	240
Sunset Point Center		236	4	2%	240
CLARE BRIDGE OF SARASOTA		238	2	1%	240
The Grove Health and Rehabilitation		217	23	10%	240
PALM GARDEN OF AVENTURA		236	3	1%	239
HUNT CLUB PEDIATRIC ASSOCIATES, P.A.		209	30	13%	239
AMERICAN HOUSE SENIOR LIVING		189	49	21%	238

COVID-19: testing by laboratory

Data through Feb 21, 2021 verified as of Feb 22, 2021 at 09:25 AM

Data in this report are provisional and subject to change.

The numbers in the table below represent the number of Florida and non-Florida residents for whom test results were received by the Department of Health. A person can be tested by more than one laboratory and can have both positive and negative results. **Therefore, the sum of the numbers in each column will be larger than the total number of people tested.**

Reporting lab	Inconclusive	Negative	Positive	Percent positive	Total
CHIPOLA MEDICAL ASSOCIATES, LLC		166	71	30%	237
CENTERSTONE OF FLORIDA☐		220	17	7%	237
Vi at Lakeside Village Skilled Nursing		232	5	2%	237
FLORIDA CLINICAL LABORATORY-BIOREFERENCE LABORATORIES		89	148	62%	237
EMERALD COAST PEDIATRICS		226	11	5%	237
Chatsworth at PGA National, LLC		223	12	5%	235
MIAMI JEWISH HEALTH SYSTEMS, INC	3	224	8	3%	235
REGENTS PARK AT AVENTURA		221	14	6%	235
OAK HAMMOCK AT THE UNIVERSITY OF FLORIDA		229	6	3%	235
BAY TREE CARE AND REHABILITATION CENTER		197	38	16%	235
HOMESTEAD VILLAGE		223	11	5%	234
TRINITY REGIONAL REHAB CENTER		219	15	6%	234
OKEECHOBEE COUNTY HEALTH DEPT	1	153	80	34%	234
MEMPHIS PATHOLOGY LABORATORY	4	212	17	7%	233
ABBOTT LABORATORIES		146	87	37%	233
EDGEWATER AT WATERMAN VILLAGE,THE		217	15	6%	232
TGH		1	231	100%	232
DEPARTMENT OF HEALTH BUREAU OF FAMILY		230	2	1%	232
TERRACES OF LAKE WORTH CARE CENTER☐		220	12	5%	232
ARCPPOINT LABS OF ST PETERSBURG		152	79	34%	231
Solaris Senior Living North Naples ALF		222	9	4%	231
ManorCare Health Services-Palm Harbor	1	229			230
Cross Gardens Care Center		229	1	0%	230
ATLANTIC URGENT CARE		155	75	33%	230
MANDARIN PEDIATRICS		209	20	9%	229
BAY COUNTY SHERIFFS OFFICE JAIL FACILITY		203	26	11%	229
STATMED QUICK QUALITY CLINIC AT NORTH PINELLAS		65	164	72%	229
ABBOTT DIAGNOSTICS		214	14	6%	228
LYNN HAVEN SPORTS COMPLEX-WALKON CLINIC		21	207	91%	228
SARAPATH DIAGNOSTICS		112	116	51%	228
ADVENT HEALTH - ORLANDO		170	58	25%	228
FELLOWSHIP HOME AT THE FAIRWAY LLC		221	6	3%	227
PARKS HEALTHCARE & REHABILITATION CTR	4	211	11	5%	226
CYPRESS COVE		220	6	3%	226
Avante at Inverness		224	1	0%	225
ARCPPOINT LABS OF SARASOTA MANATEE		148	77	34%	225
Lakewood Nursing Center		196	29	13%	225
Crossbreeze care center	1	221	2	1%	224
LEHIGH VALLEY GENOMICS			223	100%	223
FLORIDA KEYS PEDIATRICS & ADOLESCENT CENTER		211	12	5%	223
Lake Port Square Health Center		208	15	7%	223
WASHINGTON REHAB AND NURSING		213	9	4%	222
PINNACLES PEDS CARE PA		222			222
PEDIATRICS IN BREVARD PA		188	33	15%	221
WIMAUMA COMMUNITY HEALTH CENTER		179	41	19%	220
NORTH FLORIDA PEDIATRICS - MARIANNA		182	38	17%	220
LODGE HEALTH AND REHABILITATION CENTER, THE		188	32	15%	220

COVID-19: testing by laboratory

Data through Feb 21, 2021 verified as of Feb 22, 2021 at 09:25 AM

Data in this report are provisional and subject to change.

The numbers in the table below represent the number of Florida and non-Florida residents for whom test results were received by the Department of Health. A person can be tested by more than one laboratory and can have both positive and negative results. **Therefore, the sum of the numbers in each column will be larger than the total number of people tested.**

Reporting lab	Inconclusive	Negative	Positive	Percent positive	Total
BOND CLINIC, PA		158	62	28%	220
Boynton Beach Rehabilitation Center	2	213	4	2%	219
AMERICAN FINNISH NURSING HOME	1	213	5	2%	219
SIGNATURE HEALTHCARE AT THE COURTYARD		172	47	21%	219
UCC - WELLINGTON		3	216	99%	219
WOOD LAKE HEALTH AND REHABILITATION CENTER		219			219
Signature healthcare of Jacksonville		213	5	2%	218
Avante at Orlando		214	4	2%	218
WHITE WILSON MEDICAL IMMEDIATE CARE NICEVILLE		16	201	93%	217
KR at Hillsborough Lakes/Lutz Healthcare		207	10	5%	217
THE MANOR AT CARPENTERS		185	32	15%	217
LAKE PORT SQUARE		200	17	8%	217
THE RESIDENCE AT TIMBER PINES	4	188	25	12%	217
AZALEA TRACE		203	13	6%	216
ST. CLOUD REGIONAL MEDICAL CENTER		199	17	8%	216
BROOKDALE ATRIM WAY		210	6	3%	216
PW WINDERMERE SUBTENANT LLC		215	1	0%	216
HOSPICE OF LAKE & SUMTER INC	1	211	4	2%	216
ARBOR FACILITY INC		215			215
ASCENSION MEDICAL GROUP		5	210	98%	215
Consulate Health Care of North Fort Myers		203	12	6%	215
MOBILE MEDICAL ASSOCIATES PL	9	175	31	14%	215
DISCOVERY VILLAGE AT MELBOURNE		189	26	12%	215
GATEWAY/ADVENT CENTRA CARE	1	24	190	88%	215
BLOCK, NATION, CHASE, AND SMOLEN FAMILY MEDICINE		157	57	27%	214
CCS - JOSEPH V CONTE		212	2	1%	214
LA MER NH LLC		208	5	2%	213
PCB CLINIC		167	45	21%	212
WIREGRASS DIRECT PRIMARY CARE PLLC		179	33	16%	212
POCONO MEDICAL CENTER		212			212
Life Care Center of Sarasota		200	12	6%	212
CONSULATE HEALTH CARE OF WINTER HAVEN		209	3	1%	212
ORANGE COUNTY HEALTH DEPT		201	11	5%	212
LAKESIDE NEUROLOGIC		203	9	4%	212
Heartland Healthcare of Ft. Myers	1	210	1	0%	212
SUNRISE DIAGNOSTIC LABORATORY		158	53	25%	211
NORTH FLORIDA PEDIATRICS PA - DUVAL		183	28	13%	211
EDGEWOOD NURSING CENTER		204	7	3%	211
BMCB MOLECULAR DIAGNOSTIC SUBSECTION		200	11	5%	211
AYERS HEALTH & REHABILITATION CENTER		206	4	2%	210
THE PALACE NURSING AND REHABILITATION CENTER		209			209
FORT PIERCE HEALTH CARE		202	7	3%	209
San Jose Health & Rehabilitation		203	6	3%	209
Taylor Care Center		204	5	2%	209
Orchid Cove at Sarasota		208	1	0%	209
DE LUNA HEALTH AND REHABILITATION CENTER		187	22	11%	209
Whispering Oaks	11	175	23	11%	209

COVID-19: testing by laboratory

Data through Feb 21, 2021 verified as of Feb 22, 2021 at 09:25 AM

Data in this report are provisional and subject to change.

The numbers in the table below represent the number of Florida and non-Florida residents for whom test results were received by the Department of Health. A person can be tested by more than one laboratory and can have both positive and negative results. **Therefore, the sum of the numbers in each column will be larger than the total number of people tested.**

Reporting lab	Inconclusive	Negative	Positive	Percent positive	Total
HEALTH FIRST - HOLMES REGIONAL MEDICAL CENTER		32	177	85%	209
CORAL REEF NURSING & REHABILITATION CENTER		204	4	2%	208
DOCTORS MEMORIAL FAMILY MEDICINE	2	142	64	31%	208
NSPIRE HEALTHCARE LAUDERHILL		201	6	3%	207
HEARTLAND PEDIATRICS OF LAKE PLACID PA		180	27	13%	207
ST MARK VILLAGE		201	5	2%	206
WALGREENS 10670		182	24	12%	206
SUPERIOR RESIDENCES OF PANAMA CITY BEACH		200	6	3%	206
PENSACOLA PEDIATRICS PA - TIGER POINT	18	180	7	3%	205
CONEY ISLAND HOSPITAL		198	7	3%	205
STERLING HOUSE OF DELAND		204	1	0%	205
FULGENT GENETICS	2	164	39	19%	205
MACTOWN, INC		201	2	1%	203
MY HEALTHY BLUEPRINT BY BAPTIST HEALTH CARE		166	37	18%	203
GLENRIDGE ON PALMER RANCH,THE		195	8	4%	203
SPEARHEAD MEDICAL		157	45	22%	202
Consulate Healthcare of West Palm Beach		186	16	8%	202
PATHGROUP LABS LLC		97	105	52%	202
BROOKDALE OF SPRING HILL	9	191	2	1%	202
POLK COUNTY HEALTH DEPARTMENT		178	24	12%	202
VETERANS AFFAIRS ORLANDO VA MEDICAL CENTER			202	100%	202
ADVENT HEALTH CENTRA CARE - APOPKA NORTH		171	30	15%	201
PALM BEACH PEDIATRICS PA	2	178	21	10%	201
VAMC WEST PALM LAB		5	196	98%	201
Governors Creek Health and Rehabilitation	1	198	2	1%	201
SOLARIS SENIOR LIVING VERO BEACH		194	7	3%	201
HERITAGE HEALTHCARE AND REHABILITATION CENTER		195	5	3%	200
LCS SANDHILL COVE LLC DBA	6	187	7	4%	200
PENSACOLA PEDIATRICS, PA		182	17	9%	199
Chatham Glen Healthcare and Rehabilitation Center		192	7	4%	199
LIFE CARE CENTER OF PORT ST. LUCIE		190	9	5%	199
ADVENT HEALTH - CARROLLWOOD	4	169	26	13%	199
BAYVIEW CENTER		193	5	3%	198
Nspire Health Care Kendall		188	10	5%	198
LAUREL POINT CARE ACQUISITION LLC DBA SANDGATE GARDENS REHAB AND NURSI		171	27	14%	198
QUOTIENT SCIENCES		192	6	3%	198
DEPARTMENT OF HEALTH & HUMAN SERVICES		198			198
BARTON HEALTH ALLIANCE		159	38	19%	197
BORLAND GROOVER CLINIC	1	161	35	18%	197
PALMS MEDICAL GROUP HIGH SPRINGS		166	31	16%	197
ADVENT HEALTH CENTRA CARE - DAYTONA BEACH		94	103	52%	197
Surrey Place Healthcare and Rehabilitation		195	2	1%	197
BROOKDALE LAKE TAVARES		191	5	3%	196
WHITE-WILSON MEDICAL CENTER - NICEVILLE		172	24	12%	196
FLORIDA ATLANTIC UNIVERSITY STUDENT HEALTH		160	36	18%	196
CONSULATE HEALTH CARE OF MELBOURNE		191	4	2%	195
SURREY PLACE CARE CENTER		189	6	3%	195

COVID-19: testing by laboratory

Data through Feb 21, 2021 verified as of Feb 22, 2021 at 09:25 AM

Data in this report are provisional and subject to change.

The numbers in the table below represent the number of Florida and non-Florida residents for whom test results were received by the Department of Health. A person can be tested by more than one laboratory and can have both positive and negative results. **Therefore, the sum of the numbers in each column will be larger than the total number of people tested.**

Reporting lab	Inconclusive	Negative	Positive	Percent positive	Total
LAKE VIEW CARE CENTER AT DELRAY		189	6	3%	195
ABBIEJEAN RUSSELL CARE CENTER☐		195			195
FOUNTAIN INN NURSING & REHABILITATION CTR, INC		188	6	3%	194
Bayside Health and Rehabilitation		165	29	15%	194
TARPON POINT NURSING AND REHABILITATION CENTER		190	3	2%	193
INN AT ASTON GARDENS, THE		186	7	4%	193
SARNO EXTENDED HOURS		124	69	36%	193
PADDOCK RIDGE		189	3	2%	192
HEALTH LINK DIAGNOSTIC LABORATORIES		182	9	5%	191
FLORIDA HEALTH CARE PLAN INC		2	189	99%	191
NO FLORIDA PEDIATRICS, PA		165	26	14%	191
AMELIA MEDICAL CARE		44	147	77%	191
Cross Terrace REhabilitation		189	2	1%	191
CYPRESS POINT LIVING, LLC		175	15	8%	190
NEO GENOMICS - FORT MYERS	1	183	6	3%	190
Concordia Village of Tampa AL		185	5	3%	190
LAKEVIEW INTERNAL MEDICINE		135	55	29%	190
ADVENT HEALTH - LAKE NONA		163	26	14%	189
SAMIR EBEID MD		168	21	11%	189
SOUTHLAND SUITES OF ORMOND BEACH	4	185			189
ARDEN COURTS OF TAMPA☐		185	4	2%	189
OCEAN REEF MEDICAL CENTER		150	38	20%	188
WOMEN'S CARE FLORIDA LABORATORY		183	5	3%	188
Flagler Health and Rehabilitation		185	3	2%	188
FINLAY CLINICAL LABORATORY INC		36	152	81%	188
PONTE VEDRA GARDENS		187	1	1%	188
PLANTATION NURSING & REHAB CENTER		187			187
CHEEK AND SCOTT DRUGS INC		150	37	20%	187
BOCA RATON REHABILITATION CENTER	4	180	3	2%	187
CORAL GABLES NURSING & REHABILITATION CENTER		176	10	5%	186
ANTHEM LAKES LLC		151	35	19%	186
ST ANTHONYS REHABILITATION HOSPITAL	9	175	2	1%	186
ADVENT		172	13	7%	185
EVENT MED SERVICES LABORATORY		182	3	2%	185
GRACE PEDIATRICS		155	30	16%	185
VIERA MANOR ASSISTED LIVING RESIDENCE		178	7	4%	185
WATERMARK LAKE POINTE WOODS LLC		167	18	10%	185
NIGHT LITE PEDIATRICS WINTER GARDEN		144	40	22%	184
ST. JAMES BAY HEALTH AND REHABILITATION CENTER		183	1	1%	184
LUIS A GHIGLINO MD PA		178	6	3%	184
GEORGIA DEPARTMENT OF PUBLIC HEALTH	1	5	178	97%	184
BONIFAY NURSING AND REHAB CENTER		155	29	16%	184
ARTHREX MEDICAL CENTER	1	83	99	54%	183
ADVENT HEALTH CENTRA CARE - WESLEY CHAPEL		13	170	93%	183
COLONY CLUB ALF,THE		170	13	7%	183
Sunnyside Nursing Home		179	3	2%	182
MATHISON RETIREMENT COMMUNITY, INC	1	173	8	4%	182

COVID-19: testing by laboratory

Data through Feb 21, 2021 verified as of Feb 22, 2021 at 09:25 AM

Data in this report are provisional and subject to change.

The numbers in the table below represent the number of Florida and non-Florida residents for whom test results were received by the Department of Health. A person can be tested by more than one laboratory and can have both positive and negative results. **Therefore, the sum of the numbers in each column will be larger than the total number of people tested.**

Reporting lab	Inconclusive	Negative	Positive	Percent positive	Total
VI AT BENTLEY VILLAGE HOME CARE		181	1	1%	182
BAPTIST HEALTH PRIMARY CARE	1	134	47	26%	182
PALM HARBOR FAMILY PRACTICE & WALK-IN		136	46	25%	182
UNIVERSITY OF MIAMI		54	127	70%	181
NADAL PEDIATRICS - VICTORIA STREET (3385)		153	28	15%	181
AMA MEDICAL GROUP LLC		152	29	16%	181
MACCLENNY NURSING AND REHAB		164	17	9%	181
The Waterford		179	2	1%	181
MORSELIFE MEMORY CARE RESIDENCE		172	9	5%	181
ANGELS DIAGNOSTIC GROUP		143	37	21%	180
POMPANO REHABILITATION AND NURSING CTR		180			180
DOS OF NORTH SHORES NURSING & REHAB CENTER		180			180
Consulate Health Care of St. Petersburg		179	1	1%	180
MILLER BIOCONNECT		155	24	13%	179
ZON BEACHSIDE LLC		142	36	20%	178
CANTERFIELD OF CLAY COUNTY		140	38	21%	178
ADVENT HEALTH CENTRA CARE - CARROLLWOOD		5	172	97%	177
YOUR FAMILY WALK-IN CLINIC		13	164	93%	177
Heritage Park Rehabilitation & Healthcare		159	18	10%	177
STERLING HOUSE OF PUNTA GORDA		176	1	1%	177
PATRIOT MEDICAL LABORATORIES		170	7	4%	177
Emory L Bennett State Veterans Nursing Home		173	3	2%	176
DISCOVERY VILLAGE AT NAPLES		159	17	10%	176
MEDICAL CONSULTANTS OF FLORIDA LLC	1	142	33	19%	176
SUNCOAST URGENT CARE		131	45	26%	176
HOSPITAL FOR SPECIAL SURGERY		172	3	2%	175
ARDEN COURTS OF SEMINOLE		135	40	23%	175
TUSCAN GARDENS OF PALM COAST		170	5	3%	175
OAKBROOK HEALTH AND REHABILITATION CENTER	1	160	14	8%	175
ORLANDO HEALTH EMERGENCY DEPARTMENT		163	11	6%	174
LEESBURG PEDIATRICS		158	16	9%	174
SANDY PINES	2	154	18	10%	174
ASTON GARDENS AT PELICAN MARSH		169	5	3%	174
The Inn at Sarasota Bay Club		172	2	1%	174
WELL-BEING MEDICAL CENTER PLLC		159	14	8%	173
BARKLEY PLACE	1	168	4	2%	173
PRIMECARE OF DOTHAN		119	53	31%	172
JACKSONVILLE NURSING AND REHAB CENTER		166	6	3%	172
LAB CORP	1	96	75	44%	172
ALL SEASONS NAPLES LLC		167	5	3%	172
ST PETERSBURG PEDIATRICS-EAST BAY	1	142	29	17%	172
BROOKDALE FORT MYERS THE COLONY		167	4	2%	171
ADVANCED MEDICAL GROUP		1	170	99%	171
CITY OF PORT SAINT LUCIE		159	12	7%	171
GOOD SAMARITAN SOCIETY OF DELAND		159	11	6%	170
GUEST HOUSE OCALA, THE		165	5	3%	170
BAY VUE NURSING AND REHABILITATION CENTER		160	10	6%	170

COVID-19: testing by laboratory

Data through Feb 21, 2021 verified as of Feb 22, 2021 at 09:25 AM

Data in this report are provisional and subject to change.

The numbers in the table below represent the number of Florida and non-Florida residents for whom test results were received by the Department of Health. A person can be tested by more than one laboratory and can have both positive and negative results. **Therefore, the sum of the numbers in each column will be larger than the total number of people tested.**

Reporting lab	Inconclusive	Negative	Positive	Percent positive	Total
ROSECASTLE OF CITRUS		140	30	18%	170
CANTERFIELD OF OCALA, LLC		159	11	6%	170
Life Care Center of Orlando		164	5	3%	169
ALLSOUTH URGENT CARE		6	163	96%	169
ADVENT HEALTH - TIMBERRIDGE ER		143	26	15%	169
PANAMA CITY DEVELOPMENTAL CENTER□		168			168
ADVENT HEALTH CENTRA CARE - TEMPLE TERRACE	1	103	63	38%	167
CHILDREN MED CARE INC		142	25	15%	167
HOLISTIC PEDIATRICS GROUP LLC		146	21	13%	167
CONCORD LIFE SCIENCES LLC	1	149	17	10%	167
URGENT CARE OF THE PALM BEACHES, NORTH PALM BEACH			167	100%	167
BENDERSON FAMILY SKILLED NURSING AND□		149	17	10%	166
MIRACLE HILL NURSING & REHABILITATION CENTER INC		161	5	3%	166
FLAGLER COUNTY DETENTION CENTER		158	8	5%	166
BROOKDALE ORANGE PARK		165	1	1%	166
DAIRY ROAD URGENT CARE	2	71	92	56%	165
US MEDICAL CARE, INC		148	17	10%	165
THE ARLINGTON OF NAPLES INC.		162	3	2%	165
GENE BY GENE		61	104	63%	165
CENTRAL FLORIDA HEALTHCARE GROUP LLC		143	21	13%	164
EXOSOME DIAGNOSTICS	1	145	18	11%	164
NEW YORK CITY DEPARTMENT OF HEALTH & MENTAL		131	33	20%	164
ARDEN COURTS OF LARGO FL, LLC		146	18	11%	164
TRI COUNTY NURSING HOME		162	1	1%	163
OSPREY VILLAGE AT AMELIA ISLAND LTD		155	8	5%	163
BRADENTON HEALTH CARE		163			163
MEADOWCREST FAMILY PHYSICIANS		97	66	40%	163
TUSCAN GARDENS OF VENETIA MANAGEMENT COMPANY		150	13	8%	163
AFTER HOURS PEDIATRICS INC	1	1	161	99%	163
SOUTH BALDWIN REGIONAL MEDICAL CENTER		151	11	7%	162
PRECISION GENETICS, INC		156	6	4%	162
FIRST CHOICE PEDIATRICS SEMORAN		80	81	50%	161
WOODBIDGE FACILITY INC		156	5	3%	161
SOMERBY LAKE NONA		154	7	4%	161
CAYUGA MEDICAL CENTER AT ITHACA		156	5	3%	161
RITECARE MEDICAL CENTER		102	59	37%	161
BRIGHTON EGGERT PHARMACY INC		155	5	3%	160
KEYSTONE REHAB		160			160
GREENBRIAR REHABILITATION AND NURSING CENTER	1	159			160
GLADES HEALTH CARE CENTER		157	3	2%	160
CITRUS HEALTH AND REHAB		128	31	19%	159
ARCADIA HEALTH AND REHABILITATION CENTER		100	59	37%	159
SUWANNEE VALLEY NURSING CENTER		145	14	9%	159
WUESTHOFF REF LABORATORY			158	100%	158
BEACON AT GULF BREEZE, THE	2	149	7	4%	158
MID FLORIDA PATHOLOGY LLC MOBILE UNIT #4		107	50	32%	157
NORTH FLORIDA INTERNAL MEDICINE PA		123	33	21%	156

COVID-19: testing by laboratory

Data through Feb 21, 2021 verified as of Feb 22, 2021 at 09:25 AM

Data in this report are provisional and subject to change.

The numbers in the table below represent the number of Florida and non-Florida residents for whom test results were received by the Department of Health. A person can be tested by more than one laboratory and can have both positive and negative results. **Therefore, the sum of the numbers in each column will be larger than the total number of people tested.**

Reporting lab	Inconclusive	Negative	Positive	Percent positive	Total
QUICK CARE MED LLC	1	120	35	22%	156
Englewood Healthcare and Rehab		141	15	10%	156
ADVENT HEALTH - WESTCHASE ER		131	25	16%	156
CSL PLASMA		31	125	80%	156
TIMBERRIDGE NURSING HOME & REHAB		123	33	21%	156
COCOA BEACH/ADVENT CENTRA		41	114	74%	155
WESLEY HAVEN VILLA	1	120	34	22%	155
PRUITT HEALTH		153	2	1%	155
EDWARD J HEALEY REHAB & NURSING CENTER		155			155
WORKPLACE SCREENING INTELLIGENCE			155	100%	155
ROSECASTLE OF ZEPHRHILLS		153	2	1%	155
DIAMOND RIDGE		147	7	5%	154
PALMETTTO FACILITY INC	1	153			154
FAWCETT MEMORIAL HOSPITAL-LAB		39	114	75%	153
IMA MEDICAL GROUP		95	58	38%	153
DOCTORS MEMORIAL FAMILY PRACTICE	2	118	33	22%	153
SPRINGS AT LAKE POINTE WOODS		150	2	1%	152
MOBILE INFIRMARY MED CENTER PATH LAB		137	15	10%	152
POINTE, THE		122	28	19%	150
LABORATORY OF FLORIDA		97	53	35%	150
KENILWORTH CARE & REHABILITATION CENTER		141	8	5%	149
SEASIDE HEALTH AND REHABILITATION CENTER		92	57	38%	149
PRECISION HEALTH RESOURCES, LLC	1	133	15	10%	149
LAKEVIEW TERRACE RETIREMENT COMMUNITY		132	17	11%	149
GULF COAST MEDICAL CENTER		144	4	3%	148
BAY EDUCATORS WELLNESS CENTER		94	54	36%	148
FARAH MEDICAL		138	10	7%	148
HOSPICE OF ST FRANCIS INC□		142	6	4%	148
GOLD CHOICE SENIOR COMMUNITIES		107	40	27%	147
REFUAH HEALTH CENTER LABORATORY		140	7	5%	147
SOUTHERN LABORATORY SERVICES OF NWF		120	27	18%	147
MIAMI VA HEALTHCARE SYSTEM			147	100%	147
SEAGRASS VILLAGE FLEMING ISLAND		110	37	25%	147
HAWKINS FAMILY MEDICINE LLC		100	46	32%	146
PEDIATRIC SPECIALISTS MEDICAL GROUP□	1	134	11	8%	146
MIDWAY PRIMARY CARE, LLC	11	79	56	38%	146
PHYSICIANS REGIONAL MEDICAL CENTER - PINE RIDGE		19	127	87%	146
KINDRED HOSPITAL THE PALM BEACHES		141	5	3%	146
CORE BIO LABS		76	70	48%	146
COASTAL INTERNAL MEDICINE		109	37	25%	146
PEDIATRICS OF GREATER ORLANDO		127	18	12%	145
REGENCY CARE OF BLOUNTSTOWN LLC		135	10	7%	145
HUNT CLUB PEDIATRIC ASSOCIATES PA		89	56	39%	145
NCRNC INC		140	4	3%	144
PALM BEACH COUNTY HEALTH DEPT LAB	4	134	6	4%	144
PATHWAY PHARMACY		115	29	20%	144
PROVIDENCE HOSPITAL LABORATORY		136	8	6%	144

COVID-19: testing by laboratory

Data through Feb 21, 2021 verified as of Feb 22, 2021 at 09:25 AM

Data in this report are provisional and subject to change.

The numbers in the table below represent the number of Florida and non-Florida residents for whom test results were received by the Department of Health. A person can be tested by more than one laboratory and can have both positive and negative results. **Therefore, the sum of the numbers in each column will be larger than the total number of people tested.**

Reporting lab	Inconclusive	Negative	Positive	Percent positive	Total
PHYSICIAN PARTNERS PERRY		81	62	43%	143
WALGREENS 6221		126	17	12%	143
SUMMERFIELD EMERGENCY ROOM		107	36	25%	143
Quail Run Health Care Center		143			143
BROOKDALE CAPE CORAL		143			143
HIGHLANDS URGENT CARE			143	100%	143
ARDEN COURTS OF DELRAY BEACH FL LLC	3	131	9	6%	143
BROOKDALE PENSACOLA		142	1	1%	143
JEFFERY WEINZWEIG		2	141	99%	143
ADVENTHEALTH CENTRA CARE PONCIANA	1	81	61	43%	143
MILLENNIUM LAB SERVICES			143	100%	143
CRYSTAL RIVER HEALTH & REHAB		142			142
VENICE REGIONAL BAYFRONT HEALTH (PULMONARY)		126	16	11%	142
The Crossroads		141	1	1%	142
WRIGHTS HEALTH CARE AND REHABILITATION CENTER		112	30	21%	142
SUNNY HILLS ALF OF SEBRING INC		131	11	8%	142
NOVARI CARE LLC		97	44	31%	141
UNIVERSITY OF CENTRAL FLORIDA HEALTH SERVICES		141			141
OAKS OF KISSIMMEE HEALTH AND REHABILITATION CENTER		138	3	2%	141
PORT ST LUCIE REHABILITATION AND HEALTHCARE		98	43	30%	141
UNITED CLINICAL LABORATORIES		132	9	6%	141
CROSSWINDS HEALTH AND REHABILITATION CENTER	1	138	2	1%	141
WEDGEWOOD HEALTHCARE CENTER		92	48	34%	140
FHMG-FLORIDA HOSPITAL MEDICAL GROUP		118	22	16%	140
VIPEDIATRICS PLLC		128	12	9%	140
GRAVITY DIAGNOSTICS, LLC		36	104	74%	140
ELLENTON PEDIATRICS PA		129	11	8%	140
MEDICATION ROOMS-CSU/CI NURSE STATION	1	128	10	7%	139
SUNY UPSTATE MEDICAL UNIVERSITY		132	7	5%	139
LABCORP BURLINGTON		108	31	22%	139
Gulf Coast Healthcare (Longwood Health and Rehab		118	21	15%	139
PALM BEACH COUNTY FIREFIGHTERS HEALTH CLINIC, LLC		111	28	20%	139
FAMILY EXTENDED CARE OF CENTRAL TAMPA		121	18	13%	139
220 GOLDEN, LLC	1	123	15	11%	139
Hampton Court Nursing and Rehabilitation Center		136	2	1%	138
LabCorp L#09258090 M#09258105		74	64	46%	138
ALTAMONTE MD			138	100%	138
KRYSTAL BAY NURSING AND REHABILITATION		134	4	3%	138
AMERICAN PATHOLOGY PARTNERS		136	2	1%	138
ADVENT HEALTH CENTRA CARE - CITRUS PARK		9	128	93%	137
MANOR AT BLUEWATER BAY		131	6	4%	137
PPC-LAB EDI ORCHARD BI		129	8	6%	137
ADVENT HEALTH CENTRA CARE - DELAND		28	109	80%	137
VA PAIN CLINIC	2	121	14	10%	137
DAYSPRING VILLAGE		114	22	16%	136
SONATA COCONUT CREEK	2	111	23	17%	136
JACKSONVILLE UNIVERSITY		125	11	8%	136

COVID-19: testing by laboratory

Data through Feb 21, 2021 verified as of Feb 22, 2021 at 09:25 AM

Data in this report are provisional and subject to change.

The numbers in the table below represent the number of Florida and non-Florida residents for whom test results were received by the Department of Health. A person can be tested by more than one laboratory and can have both positive and negative results. **Therefore, the sum of the numbers in each column will be larger than the total number of people tested.**

Reporting lab	Inconclusive	Negative	Positive	Percent positive	Total
SONATA DELRAY BEACH		125	11	8%	136
VILLAGE PLACE NH LLC□		112	24	18%	136
DOLPHIN POINTE HEALTH CARE LLC		118	18	13%	136
CHARTER SENIOR LIVING OF PANAMA CITY BEACH		115	21	15%	136
CRANE CENTER		105	31	23%	136
CLARE BRIDGE OF CAPE CORAL	1	134			135
HIGHLANDS LAKE CENTER		132	3	2%	135
PEDIATRIC CARE CENTER		135			135
HIALEAH SHORES NURSING AND REHAB CENTER		127	8	6%	135
LONGWOOD HEALTH AND REHABILITATION CENTER		124	11	8%	135
SEAVIEW NURSING AND REHABILITATION CENTER		134	1	1%	135
JUNO DERMATOLOGY LLC		122	13	10%	135
FLORIDA DEPARTMENT OF HEALTH IN TAYLOR COUNTY	1	94	40	30%	135
ADVENT HEALTH CENTRA CARE - ORANGE CITY	1	53	81	60%	135
IRL MARKET LAB ALACHUA		104	31	23%	135
ADVANCED MEDICAL CENTER		86	48	36%	134
DOCTOR'S IN HOUSE LABORATORY		18	116	87%	134
JACKSON COUNTY HEALTH DEPARTMENT		95	39	29%	134
MILLENNIUM PHYSICIAN GROUP LLC		114	20	15%	134
VILLAGE PEDIATRICS LLC		109	25	19%	134
MARTIN ACQUISITION 1 LLC DBA		121	13	10%	134
ADVENTHEALTH HOSPICE CARE CENTRAL FLORIDA		132	2	1%	134
MV MEDICAL PRACTICE DBA PRIMARY URGENT CARE		127	7	5%	134
FORT WALTON REHABILITATION CENTER		96	37	28%	133
STEWART MEDICAL GROUP		34	99	74%	133
DESOTO PALMS ALF		127	5	4%	132
THE REHABILITATION CENTER OF LAKE CITY		127	5	4%	132
GRAVITY DIAGNOSTICS		45	87	66%	132
Nemours Children's Urgent Care		80	52	39%	132
REGENCY PARK		114	18	14%	132
ALL FLORIDA FAMILY AND SPORTS MEDICINE		114	18	14%	132
RDV SPORTSPLEX PEDIATRICS		111	21	16%	132
QUEENS HOSPITAL CENTER	1	123	8	6%	132
THE WELLNESS CENTER AT LAKEWOOD RANCH		43	88	67%	131
INTEGRATED REGIONAL LABORATORIES		119	12	9%	131
STERLING HOUSE OF WINTER HAVEN		127	3	2%	130
WEST COAST FAMILY MEDICAL CARE		100	30	23%	130
CENTRACARE		17	113	87%	130
TRI-COUNTY NURSING HOME		117	12	9%	129
SOUTH CAMPUS FACILITY INC		122	7	5%	129
BMHSI-AEL MICROBIOLOGY LABORATORY	2	102	25	19%	129
SIGNATURE HEALTHCARE OF ORANGE PARK		126	3	2%	129
LAKE REGIONAL URGENT CARE		7	122	95%	129
NAVARRE GARDENS LLC		104	25	19%	129
NO FLORIDA PEDIATRICS, PA - BRADFORD		108	21	16%	129
CARENOW URGENT CARE - LAKE MARY			128	100%	128
CLEARWATER STATMED QUICK QUALITY CLINICS		38	90	70%	128

COVID-19: testing by laboratory

Data through Feb 21, 2021 verified as of Feb 22, 2021 at 09:25 AM

Data in this report are provisional and subject to change.

The numbers in the table below represent the number of Florida and non-Florida residents for whom test results were received by the Department of Health. A person can be tested by more than one laboratory and can have both positive and negative results. **Therefore, the sum of the numbers in each column will be larger than the total number of people tested.**

Reporting lab	Inconclusive	Negative	Positive	Percent positive	Total
CARENOW LAKE MARY			127	100%	127
FINNISH AMERICAN REST HOME-ALF		125	2	2%	127
NAPHCARE, INC AT MANATEE COUNTY JAIL		102	25	20%	127
VILLA MARIA WEST SKILLED NURSING FACILITY		120	7	6%	127
GESSLER CLINIC PA		98	29	23%	127
SHOAL CREEK REHABILITATION CENTER		85	42	33%	127
DB MD		114	13	10%	127
ADVENTHEALTH EXPRESS CARE AT WESLEY CH		114	13	10%	127
LIFE CARE CENTER OF ALTAMONTE SPRINGS		102	25	20%	127
LORI MCAULIFFE MD PA		106	20	16%	126
QUICK CARE MED PL CR		80	46	37%	126
PROVISTA DIAGNOSTICS, INC		123	3	2%	126
WILLOW BROOKE COURT AT AZALEA TRACE		126			126
HILLSBOROUGH COUNTY DEVELOPMENTAL CTR	1	117	8	6%	126
Lakeside Nursing and Rehabilitation Center	1	99	25	20%	125
FOUNTAINS OF HOPE LLC, THE		124	1	1%	125
WINDSOR OF LAKEWOOD RANCH,THE		123	2	2%	125
MAINSTREAM DIAGNOSTIC LABORATORY LLC		108	16	13%	124
Kindred Hospital South Florida Hollywood SNU		117	7	6%	124
MANOR CARE OF PALM HARBOR		123	1	1%	124
THE CLUB AND REHABILITATION CENTER		123	1	1%	124
CITRUS MEMORIAL HOSPITAL			124	100%	124
CARE CENTERS OF NASSAU		121	3	2%	124
KINDRED HOSPITAL-BAY AREA-ST PETERSBURG LAB	1	117	6	5%	124
ARBOR GLEN AT ARBOR TRACE	2	113	9	7%	124
ST AUGUSTINE HEALTH & REHAB CENTER		124			124
ARDEN COURTS OF FORT MYERS		121	3	2%	124
TUSCAN ISLE CHAMPIONSGATE OP CO LLC		121	2	2%	123
ISLAND HEALTH AND REHABILITATION CENTER		122	1	1%	123
PARTICLE THEORY LABS		114	9	7%	123
TGH URGENT CARE – SEMINOLE			123	100%	123
HARBORCHASE OF VERO BEACH	1	107	15	12%	123
ADVENT HEALTH CENTRA CARE - BRANDON		31	91	75%	122
COQUINA CENTER		119	3	2%	122
JUPITER MEDICAL CENTER URGENT CARE - STUART		90	32	26%	122
AMERICAN FAMILY MEDICAL LLC		84	38	31%	122
NORTH FL SOUTH GA HCS-MALCOM RANDALL VAMC			122	100%	122
PROMPT CARE OF CENTRAL FLORIDA			122	100%	122
PBC FIREFIGHTER BENEFIT FUND WELLNESS CENTER		94	28	23%	122
CLINICA HISPANA		1	121	99%	122
AMERICAN HOUSE-BONITA SPRINGS		121	1	1%	122
The Crossings		120	2	2%	122
AZALEA TRACE PHYSICIAN SERVICES		121	1	1%	122
VENICE REGIONAL MEDICAL CENTER BAYFRONT HEALTH		53	68	56%	121
SEA PINES REHABILITATION HOSPITAL		120	1	1%	121
PARKVIEW HEALTH		121			121
FLORIDA HEALTH CARE PLANS INC		1	120	99%	121

COVID-19: testing by laboratory

Data through Feb 21, 2021 verified as of Feb 22, 2021 at 09:25 AM

Data in this report are provisional and subject to change.

The numbers in the table below represent the number of Florida and non-Florida residents for whom test results were received by the Department of Health. A person can be tested by more than one laboratory and can have both positive and negative results. **Therefore, the sum of the numbers in each column will be larger than the total number of people tested.**

Reporting lab	Inconclusive	Negative	Positive	Percent positive	Total
FAWCETT MEMORIAL HOSPITAL LABORATORY			121	100%	121
FLORIDA DEPARTMENT OF HEALTH IN LAKE COUNTY	1	78	41	34%	120
IQBAL A FARUQUI MD		88	32	27%	120
URGENT CARE TCMA			120	100%	120
ALLCARE MEDICAL CENTERS PC		98	22	18%	120
MEYER PEDIATRICS		107	13	11%	120
BROOKDALE JENSEN BEACH		117	3	3%	120
ISLAND URGENT CARE PLLC DBA AFC URGENT CARE		118	1	1%	119
WILLOWBROOKE COURT AT ST ANDREWS ESTATES		114	5	4%	119
METROPOLITAN HOSPITAL CENTER		115	4	3%	119
BOSTON RED SOX CLUB LP		117	2	2%	119
SONNIS PEDIATRICS PA		107	12	10%	119
WHITE WILSON MEDICAL CENTER IMMEDIATE CARE		17	102	86%	119
PALMS FACILITY INC		104	15	13%	119
MATHISON RETIREMENT COMMUNITY		114	5	4%	119
NURSING PLUS OF BROWARD LLC		103	15	13%	118
RDX BIOSCIENCE		60	58	49%	118
COASTAL HEALTH AND REHAB		110	8	7%	118
ST VINCENT'S AMBULATORY CARE INC DBA	2	98	18	15%	118
PSL NAPLES BH OPERATIONS, LLC		118			118
CHERRY OAK PALM BEACH COUNTY		111	6	5%	117
SH HERON EAST LLC		103	14	12%	117
THREE OAKS PHARMACY INC		105	12	10%	117
MINUTECLINIC DIAGNOSTIC OF RHODE ISLAND, LLC #729		113	4	3%	117
SPRING HAVEN RETIREMENT	1	116			117
Avante at Melbourne		116	1	1%	117
STAR CARE		101	16	14%	117
BELVEDERE COMMONS OF FORT WALTON BEACH		107	10	9%	117
MED COMP SCIENCES		1	116	99%	117
ACCESS MEDICAL CENTER		100	17	15%	117
ANCHOR CARE AND REHABILITATION CENTER		116	1	1%	117
NEIGHBORHOOD MEDICAL CENTER		112	5	4%	117
LEE COUNTY SCHOOL DISTRICT	1	108	7	6%	116
WINDERMERE MEDICAL CENTER		112	4	3%	116
JUPITER MEDICAL CENTER URGENT CENTER		85	31	27%	116
PANAMA PHARMACY	3	95	17	15%	115
BROOKDALE COLONIAL PARK	2	112	1	1%	115
DIAGNOSTIC LABORATORY OF OKLAHOMA		92	23	20%	115
The Ponce Therapy Care Center		111	4	3%	115
TIFFANY HALL NURSING AND REHAB CENTER		106	9	8%	115
SUNFLOWER SPRINGS ASSISTED LIVING		105	10	9%	115
WALTON PLACE		115			115
ELAN BUENA VISTA		97	17	15%	114
CITRUS MEMORIAL HEALTH SYSTEM LAB		2	112	98%	114
EAST NEW YORK DIAGNOSTIC AND TREATMENT		108	6	5%	114
WILLISTON PEDIATRICS PA		91	22	19%	113
BROWARD HEALTH CORAL SPRINGS EPIDEMIOLOGY DEPT		1	112	99%	113

COVID-19: testing by laboratory

Data through Feb 21, 2021 verified as of Feb 22, 2021 at 09:25 AM

Data in this report are provisional and subject to change.

The numbers in the table below represent the number of Florida and non-Florida residents for whom test results were received by the Department of Health. A person can be tested by more than one laboratory and can have both positive and negative results. **Therefore, the sum of the numbers in each column will be larger than the total number of people tested.**

Reporting lab	Inconclusive	Negative	Positive	Percent positive	Total
Courtyards of Orlando Care Center		101	12	11%	113
TREASURE COAST MEDICAL ASSOCIATES		4	109	96%	113
HOBDAIR FAMILY HEALTH LLC		78	35	31%	113
CABANA AT JENSEN DUNES, THE		110	3	3%	113
ALLIED HEALTH FORT PIERCE		112			112
Sandy Ridge Center for Rehabilitation and Healing		91	21	19%	112
RESEARCH CENTERS OF AMERICA, LLC		91	21	19%	112
ADVENTHEALTH MEDICAL GROUP FAMILY MEDICINE AT		88	24	21%	112
CLEVELAND CLINIC FOUNDATION		12	99	89%	111
NADAL PEDIATRICS		86	25	23%	111
MCW MENTAL HEALTH LLC		109	2	2%	111
COLLIER URGENT CARE CENTERS CREEKSIDE		104	7	6%	111
MONTEFIORE MEDICAL CENTER LABORATORIES - MOSES		100	10	9%	110
A PLUS PEDIATRICS		96	14	13%	110
JEFFERSON COUNTY HEALTH DEPARTMENT-MONTICELLO		80	30	27%	110
LAKE HOUSE ASSISTED LIVING		93	17	15%	110
NORTH BEACH REHABILITATION CENTER		108	2	2%	110
PHYSICIANS REGIONAL CLINIC		82	28	25%	110
VITAS HEALTHCARE CORPORATION OF FLORIDA		106	3	3%	109
TGH URGENT CARE – TYRONE		2	107	98%	109
RIVERSIDE RECOVERY OF TAMPA		108	1	1%	109
SMILEY MEDICAL GROUP		80	29	27%	109
MG PORT CHARLOTTE II SUBTENANT LLC		98	11	10%	109
EVANS HEALTH CARE		106	2	2%	108
PROFESSIONAL URGENT CARE SERVICES		76	32	30%	108
UNIVERSITY MEDICAL CENTER SUITES		95	13	12%	108
THE COURTYARD ASSISTED LIVING		104	4	4%	108
SACRED HEART HEALTH SYSTEM INC		83	25	23%	108
WESTWOOD NURSING & REHAB		74	33	31%	107
NASSAU COUNTY JAIL		93	14	13%	107
EMBRY RIDDLE AERONAUTICAL UNIVERSITY HEALTH SERVICES		1	106	99%	107
CCS - PAUL REIN DETENTION FACILITY		79	28	26%	107
NAVY HOSPITAL			107	100%	107
BAY VIEW HEALTHCARE		85	22	21%	107
TRADITION MEDICAL CENTER LABORATORY		48	59	55%	107
GEORGE SAFRAN MD PC		96	11	10%	107
BENTON HOUSE AT OAKLEAF		79	28	26%	107
GRAND OAKS HEALTH & REHABILITATION		106	1	1%	107
MINUTECLINIC LLC #4987		92	14	13%	106
HEART OF FLORIDA REGIONAL MED CTR		35	71	67%	106
ELMCROFT OF BELLA VITA		98	8	8%	106
MD 365 MEDICAL CARE		105	1	1%	106
L&S SENIOR CARE DBA ARCADIA OAKS	4	101	1	1%	106
BIODESIX, INC.		79	27	25%	106
SOLARIS SENIOR LIVING OF MERRITT ISLAND		102	3	3%	105
NORTH FLORIDA EVALUATION AND TREATMENT CENTER	2	98	5	5%	105
MEDICAL CONSULTANTS OF FLORIDA DBA	1	90	14	13%	105

COVID-19: testing by laboratory

Data through Feb 21, 2021 verified as of Feb 22, 2021 at 09:25 AM

Data in this report are provisional and subject to change.

The numbers in the table below represent the number of Florida and non-Florida residents for whom test results were received by the Department of Health. A person can be tested by more than one laboratory and can have both positive and negative results. **Therefore, the sum of the numbers in each column will be larger than the total number of people tested.**

Reporting lab	Inconclusive	Negative	Positive	Percent positive	Total
PICH KTM CORP DBA MEDTOWN PHARMACY		89	16	15%	105
HOSPICE OF THE FLORIDA SUNCOAST,THE		105			105
MEASE COUNTRYSIDE HOSPITAL		1	103	99%	104
VISTA MANOR		92	12	12%	104
GRANDE, THE□	2	98	4	4%	104
Mt Sinai Aventura			104	100%	104
SUMMIT MEDICAL GROUP		95	9	9%	104
WALGREENS 4915		92	11	11%	103
PREDICTIVE LABORATORIES, INC	1	90	12	12%	103
North Lake Care Center		102	1	1%	103
VIERA DEL MAR HEALTH AND REHABILITATION CENTER		99	4	4%	103
UNIVERSITY HEALTH SYSTEM INC		93	10	10%	103
PINELLAS CARE CENTER		76	27	26%	103
D PEDIATRICS		90	12	12%	102
WELLOW URGENT CARE PC		102			102
ALL MY KIDS PEDIATRICS INC		75	27	26%	102
SOUTH BALDWIN MEDICAL CENTER GULF SHORES		81	21	21%	102
FLAGLER COLLEGE HEALTH SERVICES		74	28	27%	102
HEALTHPOINT MED GRP OF THE EMERALD COAST LLC		77	25	25%	102
KINDRED HOSPITAL MELBOURNE	1	98	3	3%	102
CLERMONT URGENT CARE			102	100%	102
ADVENT HEALTH - PALM HARBOR ER		77	25	25%	102
JPR URGENT MEDICAL CARE		100	2	2%	102
AMERICAN HOUSE COCONUT POINT		88	13	13%	101
HOSPICE OF THE TREASURE COAST		98	3	3%	101
ARBOR TERRACE ORTEGA LLC	2	97	2	2%	101
APLS SERVICES LLC D/B/A CLEAR DIAGNOSTICS	10	91			101
HOSPICE OF THE EMERALD COAST INC - PANAMA CITY	2	92	7	7%	101
MAGNOLIA MEDICAL CLINIC		11	90	89%	101
FAMILY MEDICAL CARE OF PALM BEACH		41	60	59%	101
LATE HOURS URGENT CARE		58	42	42%	100
Consulate Health Care of Port Charlotte		98	2	2%	100
DOUGLAS T JACOBSON STATE VETERANS HOME		100			100
Centre Pointe Health and Rehabilitation Center		89	11	11%	100
ARIZONA DEPARTMENT OF HEALTH SERVICES		5	94	95%	99
CENTRAL FLORIDA HEALTH CARE		47	52	53%	99
MY CLINICAL LAB INC		17	82	83%	99
WHITE PLAINS HOSPITAL CENTER LAB		94	4	4%	98
FLORIDA COMMUNITY HEALTH CENTERS INC			98	100%	98
Cross Landings Health and Rehabilitation		97	1	1%	98
ISLAND DOCTORS		12	86	88%	98
PLAZA OF HALLANDALE BEACH		98			98
FHMG LAKE MARY PEDS		84	14	14%	98
CHARLES CROFT MD	1	96	1	1%	98
ST MARK ASSISTED LIVING CENTER	1	85	12	12%	98
VIERA HOSPITAL			98	100%	98
URINEGOODHANDS LLC		96	2	2%	98

COVID-19: testing by laboratory

Data through Feb 21, 2021 verified as of Feb 22, 2021 at 09:25 AM

Data in this report are provisional and subject to change.

The numbers in the table below represent the number of Florida and non-Florida residents for whom test results were received by the Department of Health. A person can be tested by more than one laboratory and can have both positive and negative results. **Therefore, the sum of the numbers in each column will be larger than the total number of people tested.**

Reporting lab	Inconclusive	Negative	Positive	Percent positive	Total
SEMINOLE COUNTY HEALTH DEPARTMENT		79	19	19%	98
LANDMARK, THE		48	50	51%	98
WESTCHESTER MEDICAL CENTER		95	3	3%	98
GLOBAL CENTRAL LABS AT PPD	2	88	8	8%	98
J FRANK AVEY MD		77	20	21%	97
VILLAS OF HOLLY BROOK - BRADENTON 14TH		97			97
ARBOR TRAIL		77	20	21%	97
HEALTH CENTERS AT BRENTWOOD		96	1	1%	97
SEMINOLE SPORTS AND FAMILY MEDICINE		86	11	11%	97
PINELLAS COUNTY JAIL			97	100%	97
RIDGEWOOD DIAGNOSTIC LABORATORY		92	5	5%	97
CCS - BROWARD COUNTY JAIL		90	6	6%	96
MACADAMS HOME HEALTH AGENCY		95	1	1%	96
MARKET STREET VIERA		95	1	1%	96
PEDIATRIC ASSOCIATES ORLANDO		82	14	15%	96
BAYSHORE MEMORY CARE		96			96
CAREMOUNT MEDICAL - PATHOLOGY		92	4	4%	96
KINDRED HOSPITAL - SOUTH FLORIDA		93	2	2%	95
THE TERRACE OF KISSIMMEE		80	15	16%	95
PRIME HEALTH OF NORTH PORT LLC		85	10	11%	95
CROSS CITY REHABILITATION AND HEALTH CARE CENTER		72	23	24%	95
SIGNATURE HEALTHCARE OF PORT CHARLOTTE		88	7	7%	95
PEDIATRIC CARE CENTER- JACKSONVILLE BEACH		67	28	29%	95
DEVANSH LAB WERKS INC		79	16	17%	95
DIAGNOSTIC SOLUTIONS		3	91	97%	94
CONSULATE HEALTH CARE OF SARASOTA	1	93			94
FIRSTCARE CLINIC		42	52	55%	94
MIAMI BEACH COMMUNITY HEALTH CENTER		1	93	99%	94
HIGHLANDS MEDICAL CENTER		91	3	3%	94
ORLANDO LUTHERAN TOWERS ASSISTED LIVING		94			94
CAREATC CITY OF TAMPA		74	20	21%	94
Golfview Healthcare Center		90	3	3%	93
ALTERNATIVE LIVING, INC DBA TWIN CITIES PAVILION		91	2	2%	93
ADVENTHEALTH MEDICAL GROUP PRIMARY CARE		89	4	4%	93
PENNSYLVANIA DEPT OF HEALTH		21	72	77%	93
ST PETERSBURG PEDIATRICS-MLK JUNIOR BLVD		85	8	9%	93
ROHR HOME		90	3	3%	93
HURLBURT FIELD CLINIC		39	54	58%	93
KALEIDA HEALTH CENTER FOR LABORATORY		87	6	6%	93
A2Z DIAGNOSTICS		92	1	1%	93
DIATHERIX LABORATORIES		52	40	43%	92
DAYSPRING SENIOR LIVING LLC		90	2	2%	92
MINNESOTA TWINS		87	5	5%	92
SEVEN HILLS HEALTH AND REHABILITATION CENTER		76	16	17%	92
ADVENT HEALTH CENTRA CARE - WATERMAN		79	13	14%	92
KINDRED HOSPITAL NORTH FLORIDA	3	84	5	5%	92
HARBORCHASE OF NAPLES		79	13	14%	92

COVID-19: testing by laboratory

Data through Feb 21, 2021 verified as of Feb 22, 2021 at 09:25 AM

Data in this report are provisional and subject to change.

The numbers in the table below represent the number of Florida and non-Florida residents for whom test results were received by the Department of Health. A person can be tested by more than one laboratory and can have both positive and negative results. **Therefore, the sum of the numbers in each column will be larger than the total number of people tested.**

Reporting lab	Inconclusive	Negative	Positive	Percent positive	Total
KORGENE LAB	1	23	68	74%	92
SUNSHINE GARDENS		90	1	1%	91
BAHIA OAKS LODGE		85	6	7%	91
FLORIDA MEDICAL CLINIC LLC		49	42	46%	91
Peninsula Care and Rehab		79	12	13%	91
KINDRED HOSPITAL SOUTH FLORIDA		89	2	2%	91
HERON CLUB AT PRESTANCIA		89	2	2%	91
MAGNOLIA DIAGNOSTIC		2	88	98%	90
QPS, LLC		87	3	3%	90
GULFCOAST PEDIATRICS		83	7	8%	90
JOHN KNOX VILLAGE OF FLORIDA ALF	1	85	4	4%	90
CLEAR MOLECULAR		88	2	2%	90
KEYS MEDICAL GROUP			90	100%	90
SUMMIT MEDICAL GROUP PA		81	9	10%	90
PEDIATRIC ASSOCIATES AT ARGYLE PA		84	6	7%	90
HAZELDEN FLORIDA	1	86	3	3%	90
ESCAMBIA COUNTY JAIL	1	62	26	29%	89
SUNLIFE PHARMACY		85	4	4%	89
F&T MEDICAL RESEARCH, INC		89			89
NORTH FLORIDA SPINE AND WELLNESS		69	20	22%	89
LIFE BRITE		73	16	18%	89
STUART LODGE LIVING LLC		66	23	26%	89
QUALITY URGENT CARE AND WELLNESS PL	2	55	31	35%	88
RITE MEDICAL CARE PC		87	1	1%	88
LAKE GIBSON VILLAGE, LLC		85	3	3%	88
PALMS EDGE	1	81	6	7%	88
ARBOR TERRACE SAN JOSE LLC	3	83	2	2%	88
FREEDOM INN AT TARPON SPRINGS		81	7	8%	88
GOVERNOR'S CREEK HEALTH & REHABILITATION		87	1	1%	88
AVERO DIAGNOSTICS		64	24	27%	88
VITAS HEALTHCARE		78	10	11%	88
BRANDON HEALTH AND REHABILITATION CENTER	1	85	1	1%	87
CENTURY CENTER FOR REHABILITATION & HEALING		69	18	21%	87
LECONTE MEDICAL CENTER LAB		69	18	21%	87
325TH MEDICAL GROUP		76	11	13%	87
LABCORP RTP		34	53	61%	87
EC OPCO CARROLLWOOD LLC		81	6	7%	87
PACIFIC ANALYTICS			87	100%	87
DELAND WELLNESS CENTER			86	100%	86
NSPIRE HEALTHCARE TAMARAC		80	6	7%	86
East Bay Rehabilitation Center		52	34	40%	86
DISCOVERY VILLAGE AT THE FORUM		86			86
Crystal Health & Rehab Center		80	6	7%	86
NORTH SHORE MEDICAL LABS	1	78	7	8%	86
PEDIATRICS IN BREVARD PA- ROCKLEDGE		54	32	37%	86
SOUTH GEORGIA MEDICAL CENTER		48	38	44%	86
PENSACOLA DEVELOPMENTAL CENTER		67	19	22%	86

COVID-19: testing by laboratory

Data through Feb 21, 2021 verified as of Feb 22, 2021 at 09:25 AM

Data in this report are provisional and subject to change.

The numbers in the table below represent the number of Florida and non-Florida residents for whom test results were received by the Department of Health. A person can be tested by more than one laboratory and can have both positive and negative results. **Therefore, the sum of the numbers in each column will be larger than the total number of people tested.**

Reporting lab	Inconclusive	Negative	Positive	Percent positive	Total
OPPENHEIMER PLASTIC SURGERY LLC		81	5	6%	86
ERIE COUNTY MEDICAL CTR CLINICAL LABS		81	4	5%	85
ADVANCED EMURGENT CARE		27	58	68%	85
CVS		19	66	78%	85
AVANTE AT OCALA INC		55	30	35%	85
W. FRANK WELLS NURSING HOME		84	1	1%	85
SURFSIDE URGENT CARE		69	16	19%	85
MINUTECLINIC DIAGNOSTIC OF SOUTH CAROLINA, LLC		69	16	19%	85
LIFE CARE CENTER OF JACKSONVILLE□		64	21	25%	85
HEARTLAND PHARMACY LAKE PLACID, INC		60	25	29%	85
MIAMI SHORES NURSING & REHAB		85			85
PANCARE HEALTH GULF COUNTY		59	26	31%	85
MICRO PATH LABORATORIES INC		82	2	2%	84
ATRIUM AT LIBERTY PARK□		80	4	5%	84
MACKOUL PEDIATRICS FORT MYERS		69	15	18%	84
WALGREENS #12673		82	2	2%	84
PINES OF SARASOTA GARDEN		84			84
CLYDE E LASSEN STATE VETERANS NURSING HOME		59	25	30%	84
HAWTHORN HOUSE□		70	14	17%	84
SANIBEL INTERNAL MEDICINE, LLC		81	3	4%	84
NITE LITE PEDIATRICS – JACKSONVILLE		76	8	10%	84
Baldwin Pediatrix		73	10	12%	83
LAFAYETTE NURSING AND REHABILITATION CENTER		81	2	2%	83
LABCORP EMPLOYER SERVICES		82	1	1%	83
BAPTIST MEDICAL CENTER SOUTH		67	16	19%	83
STONY BROOK UNIVERSITY MEDICAL CENTER		69	14	17%	83
SENIOR LIVING VII TAMPA LLC□	1	73	9	11%	83
LAB		29	53	65%	82
ST PETERSBURG PEDIATRICS-SEMINOLE		70	12	15%	82
PruittHealth Fleming Island		70	12	15%	82
Lexington Health and Rehabilitation Center		82			82
THE PAVILION FOR HEALTH CARE		72	10	12%	82
CALADIUM PEDIATRICS		74	8	10%	82
CANOPY ON BERRYHILL, THE		51	31	38%	82
EAST ALABAMA MEDICAL CENTER LABORATORY		70	12	15%	82
HOSPICE OF MARTIN & ST LUCIE, INC		79	3	4%	82
MINUTECLINIC DIAGNOSTIC		75	6	7%	81
CARE CENTERS OF NASSAU, LLC - HENDRICKS RD		81			81
MOOSEHAVEN LIFE CARE CENTER		81			81
GRAND OAKS OF JENSEN BEACH LLC□		80	1	1%	81
BRILLIANCE ASSISTED LIVING		64	17	21%	81
LABFIRST - DEPARTMENT OF PATHOLOGY		78	3	4%	81
ARDEN COURTS OF LELY PALMS□		79	2	2%	81
BIO-TECH CLINICAL LABORATORIES		41	40	49%	81
HUNTSVILLE HOSPITAL LABORATORY		56	25	31%	81
ARBOR OAKS AT TYRONE	8	70	3	4%	81
MEMORY CARE OF NAPLES		80			80

COVID-19: testing by laboratory

Data through Feb 21, 2021 verified as of Feb 22, 2021 at 09:25 AM

Data in this report are provisional and subject to change.

The numbers in the table below represent the number of Florida and non-Florida residents for whom test results were received by the Department of Health. A person can be tested by more than one laboratory and can have both positive and negative results. **Therefore, the sum of the numbers in each column will be larger than the total number of people tested.**

Reporting lab	Inconclusive	Negative	Positive	Percent positive	Total
ASHRAF MEDICAL GROUP PLLC DBA PULSE MD		77	3	4%	80
WINDSOR OAKS		79	1	1%	80
NEW SMYRNA BEACH URGENT CARE			80	100%	80
PORT CHARLOTTE REHABILITATION CENTER		67	13	16%	80
VETERANS AFFAIRS MEDICAL CENTER - PALO ALTO		28	51	65%	79
EDGEWATER AT WATERMAN VILLAGE		78	1	1%	79
BALMORAL TENANT SERVICES INC	1	43	35	44%	79
SONATA WEST		77	2	3%	79
A COUNTRY PLACE ASSISTED LIVING FACILITY		77	2	3%	79
CBS LABS OF TAMPA LLC		3	76	96%	79
CATHOLIC HEALTH SYSTEM DEPT LABORATORY		77	2	3%	79
GIBBENS FAMILY MEDICAL, LLC		60	18	23%	78
SEMINOLE TRIBE OF FLORIDA		62	16	21%	78
MD 365 MEDICAL CARE PLLC		78			78
CHAMBREL AT ISLAND LAKE		75	3	4%	78
Madison Health and Rehabilitation Center		42	36	46%	78
LAKE MORTON PLAZA		75	3	4%	78
HEARTLAND HEALTHCARE AND REHAB CENTER		56	22	28%	78
ORANGE CITY NURSING AND REHAB		75	2	3%	77
TRUE NORTH HEALTH NAVIGATION LLC DBA DISPATCHHEALTH	1	60	16	21%	77
PLYMOUTH HOME FOR ADULTS, INC.	8	68	1	1%	77
DEBARY HEALTH AND REHABILITATION CENTER		75	2	3%	77
PARK OF THE PALMS INC		77			77
LAKELAND REGIONAL HEALTH LAKE MIRIAM		37	40	52%	77
NORTH PORT REHABILITATION AND NURSING CENTER		75	1	1%	76
BRADEN RIVER REHABILITATION CENTER LLC		76			76
UNIVERSTIY CENTER MEDICAL LLC DBA	1	71	4	5%	76
CENTRAL BALDWIN IMMEDIATE CARE & FAMILY PRACTICE		58	18	24%	76
WALGREENS 9627		70	6	8%	76
WINDSOR REFLECTIONS		75	1	1%	76
CLINICAL PATHOLOGY ASSOCIATES-SONIC REFERENCE LAB		76			76
DYNAMIC MEDICAL USA			76	100%	76
S-H THIRTY-FIVE OPCO- PORT ST LUCIE, LLC	1	75			76
BEACHES PEDIATRICS PA		71	5	7%	76
PROMEDICA LABORATORIES		21	54	72%	75
BAYCARE HEALTH SYSTEMS		2	73	97%	75
TURNING POINT OF TAMPA		69	6	8%	75
ADVENTHEALTH EXPRESSCARE		45	30	40%	75
MOBILE PHYSICIAN SERVICES INC		67	8	11%	75
ST JOSEPH'S HOSPITAL LABORATORY			75	100%	75
BOND CLINIC PA		43	32	43%	75
HEALTH FIRST - PALM BAY HOSPITAL		2	73	97%	75
LAKE HOWELL FAMILY MEDICINE ASSOCIATES		63	11	15%	74
ST VINCENT'S BIRMINGHAM		68	6	8%	74
BROOKDALE OVIEDO		72	2	3%	74
LONG TERM CARE OF JAY, LLC		53	21	28%	74
ACE BIOMEDICAL LABS LLC		61	13	18%	74

COVID-19: testing by laboratory

Data through Feb 21, 2021 verified as of Feb 22, 2021 at 09:25 AM

Data in this report are provisional and subject to change.

The numbers in the table below represent the number of Florida and non-Florida residents for whom test results were received by the Department of Health. A person can be tested by more than one laboratory and can have both positive and negative results. **Therefore, the sum of the numbers in each column will be larger than the total number of people tested.**

Reporting lab	Inconclusive	Negative	Positive	Percent positive	Total
HUNTINGTON HOSPITAL LABORATORY		71	3	4%	74
NOAH CLINICAL LABORATORY		63	11	15%	74
FLORIDA PEDIATRIC GROUP		27	46	63%	73
LAB PLUS, LLC AT SAINT THOMAS WEST HOSPITAL		59	14	19%	73
SCOTT LAKE HEALTH AND REHABILITATION CENTER		71	2	3%	73
CONSULATE HEALTH CARE – LAKE MARY		72	1	1%	73
SIMED LABORATORY		57	16	22%	73
BAY PINES MEDICAL ASSOCIATES		1	72	99%	73
BROWARD HEALTH MEDICAL CENTER		3	70	96%	73
ROSECASTLE AT DELANEY CREEK		72	1	1%	73
WATERCREST ST LUCIE WEST	1	69	3	4%	73
BROWARD HEALTH MEDICAL CENTER CLINICAL LAB			73	100%	73
ATMORE COMMUNITY HOSPITAL LABORATORY		51	22	30%	73
TUSCAN ISLE OPERATING COMPANY LLC DBA		69	3	4%	72
Oakhurst Center		65	7	10%	72
HAVEN OF OUR LADY OF PEACE		72			72
CRAIG BERGER MD PL D/B/A BAY AREA EYE INSTITUTE		72			72
EXPERTUS LABORATORIES INC		24	48	67%	72
BIOREFERENCE LABORATORIES		9	63	88%	72
LENOX HILL HOSPITAL		65	6	8%	71
AMMON LABS		61	10	14%	71
STERLING HOUSE OF TALLAHASSEE	3	62	6	8%	71
BAY REGIONAL URGENT CARE	1	42	28	39%	71
CORNERSTONE MEDICAL CARE OF BRANDON PL		60	11	15%	71
ADVANCED LAB		67	4	6%	71
MINUTECLINIC DIAGNOSTIC OF NORTH CARO		63	8	11%	71
ALTAMONTE PEDIATRIC ASSOCIATES		31	40	56%	71
BLISS HEALTHCARE SERVICES	1	49	21	30%	71
LEE MEMORIAL HEALTH SYSTEM HEALTH FAIR		66	4	6%	70
OAK MANOR NURSING HOME		66	4	6%	70
PANIRA HEALTHCARE CLINIC		2	68	97%	70
CATHOLIC HEALTH SERVICES REGIONAL LAB		63	7	10%	70
SUMMIT AT VENICE	2	63	5	7%	70
Winter Garden Rehab and Nursing Facility		65	5	7%	70
ADVENT HEALTH - LAKE MARY		60	10	14%	70
SUNCOAST COMMUNITY HEALTH CENTERS PEDIATRICS		21	49	70%	70
Highlands Regional Hospital		63	7	10%	70
CP/AIG PENSACOLA DEVELOPMENT LLC		66	3	4%	69
PLANTATION GENERAL HOSPITAL CLINICAL LAB		26	43	62%	69
USF HEALTH MORSANI CENTER		5	64	93%	69
BONITA PHARMACY		66	3	4%	69
SAN JOSE SENIOR CARE LLC	1	43	25	36%	69
PUBLIC SQUARE PHARMACY LLC		53	16	23%	69
MEMORIAL MANOR		69			69
JERICOHO URGENT CARE		66	3	4%	69
MINUTECLINIC DIAGNOSTIC OF TEXAS, LLC		62	7	10%	69
HERITAGE HEALTHCARE AND REHABILITATION CENTER		69			69

COVID-19: testing by laboratory

Data through Feb 21, 2021 verified as of Feb 22, 2021 at 09:25 AM

Data in this report are provisional and subject to change.

The numbers in the table below represent the number of Florida and non-Florida residents for whom test results were received by the Department of Health. A person can be tested by more than one laboratory and can have both positive and negative results. **Therefore, the sum of the numbers in each column will be larger than the total number of people tested.**

Reporting lab	Inconclusive	Negative	Positive	Percent positive	Total
PARKSIDE INN	3	64	2	3%	69
FHMG- FLORIDA HOSPITAL MEDICAL GROUP		58	10	15%	68
SUNCOAST OPTIMAL WELLNESS		23	45	66%	68
NORTH FLORIDA PEDIATRICS		56	12	18%	68
Avante at St Cloud, Inc.		66	2	3%	68
CARE RESOURCE COMMUNITY HEALTH CENTERS INC		66	2	3%	68
ASSOCIATED CLINICAL LABORATORIES		60	8	12%	68
FLORIDA DEPARTMENT OF HEALTH IN WALTON COUNTY		55	13	19%	68
RARITAN BAY PERTH AMBOY		61	7	10%	68
WALGREENS 2941		65	3	4%	68
AEL- MEMPHIS		17	51	75%	68
EISENHOWER ARMY MEDICAL CENTER		61	7	10%	68
STONY BROOK SOUTHAMPTON		67	1	1%	68
HOLMES COUNTY HEALTH DEPARTMENT	1	55	12	18%	68
BROOKDALE BONITA SPRINGS		66	1	1%	67
MEASE MANOR INC		63	4	6%	67
CAN COMMUNITY HEALTH		66	1	1%	67
MD LABS		40	27	40%	67
MINUTECLINIC DIAGNOSTIC OF OHIO LLC		52	15	22%	67
ESCAMBIA COUNTY JAIL DETENTION DIVISION		66	1	1%	67
LAKE WALES OPERATING GROUP LLC		62	5	7%	67
GENPATH			67	100%	67
KINDRED AT HOME		58	9	13%	67
COOPER FAMILY MEDICAL PLLC		50	17	25%	67
BIG BOCA SMILES LLC		64	2	3%	66
PENSACOLA PEDIATRICS - PACE		58	8	12%	66
PANCARE HEALTH - MALONE CLINIC		60	6	9%	66
AU HEALTH		53	13	20%	66
AMERICAN FAMILY MEDICAL		53	13	20%	66
BARTRAM CROSSING		66			66
GV NAPLES OPCO, LLC		65	1	2%	66
MEDEX MEDICAL EXPRESS OF PALATKA			66	100%	66
PALM BEACH ATLANTIC UNIVERSITY		62	4	6%	66
CL BRUMBACK PRIMARY CARE CLINICS		16	50	76%	66
TREASURE COAST FORENSIC TREATMENT CTR		44	21	32%	65
MED EXPRESS		6	59	91%	65
MINUTECLINIC DIAGNOSTIC OF SOUTH CARO		54	11	17%	65
SUMMER VISTA ASSISTED LIVING		38	27	42%	65
ISLAND COAST PEDIATRICS		58	7	11%	65
BROOKDALE CENTRE POINTE	1	64			65
VETERANS AFFAIRS MEDICAL CENTER - GULF COAST		27	38	58%	65
OKEECHOBEE URGENT CARE		17	48	74%	65
BIOIQ		15	50	77%	65
BOND CLINIC DR ELDEEB		35	30	46%	65
INDIGO MANOR		22	43	66%	65
ADVENT HEALTH CENTRA CARE - WINTER GARDEN		18	46	72%	64
JACOBI MEDICAL CENTER		60	4	6%	64

COVID-19: testing by laboratory

Data through Feb 21, 2021 verified as of Feb 22, 2021 at 09:25 AM

Data in this report are provisional and subject to change.

The numbers in the table below represent the number of Florida and non-Florida residents for whom test results were received by the Department of Health. A person can be tested by more than one laboratory and can have both positive and negative results. **Therefore, the sum of the numbers in each column will be larger than the total number of people tested.**

Reporting lab	Inconclusive	Negative	Positive	Percent positive	Total
EPWORTH VILLAGE RETIREMENT COMMUNITY		64			64
TRINITY AL SENIOR HOUSING LLC		45	19	30%	64
NEMOURS CHILDRENS PRIMARY CARE OVIEDO		51	13	20%	64
GREENLEAF ALF		63	1	2%	64
SOMERBY OF SANTA ROSA BEACH		55	9	14%	64
JOSEPH L MORSE GERIATRIC CENTER	2	59	3	5%	64
WADSWORTH HEALTH CENTER		61	3	5%	64
BARRY UNIVERSITY STUDENT HEALTH SERVICES		37	27	42%	64
OUT OF STATE		40	24	38%	64
CRESTVIEW URGENT CARE		3	61	95%	64
QUALITY URGENT CARE AND WELLNESS		35	29	45%	64
NXGEN MDX		20	44	69%	64
TOTAL CARE PLUS LLC			63	100%	63
Stratford Court of Palm Harbor		53	10	16%	63
PRIMECARE AT TWIN LAKES		1	62	98%	63
HARBOR BEACH NURSING AND REHABILITATION CENTER		61	2	3%	63
EC OPCO PENSACOLA, LLC		62	1	2%	63
VIERA HEALTH AND REHABILITATION CENTER		62	1	2%	63
MEDI CLINIC SARASOTA INC		62	1	2%	63
LUTHERAN HAVEN ASSISTED LIVING		63			63
MISIR DRUGS LLC		51	12	19%	63
MED ONE AT SAINT AUGUSTINE		33	30	48%	63
BISHOP GRADY VILLAS		61	2	3%	63
G & R HEALTH MART PHARMACY		51	12	19%	63
BEEHIVE HOMES OF GULF BREEZE		47	16	25%	63
APC PEDIATRICS AT RYE ROAD MEDICAL PARK		63			63
MEDRITE URGENT CARE		52	11	17%	63
EMERALD COAST BEHAVIORAL HOSPITAL		59	4	6%	63
SAMFORD UNIVERSITY HEALTH SERVICES		61	1	2%	62
MENORAH HOUSE		61	1	2%	62
OVERLOOK HOSPITAL LABORATORY		57	5	8%	62
TITUSVILLE FAMILY PRACTICE		16	46	74%	62
LAKELAND REGIONAL HEALTH		38	24	39%	62
NORTH SHORE UNIVERSITY HOSPITAL LABORATORY		56	6	10%	62
EMERALD COAST HOSPICE		60	1	2%	61
Winter Park Care and Rehab		60	1	2%	61
LAKE CITY VA MEDICAL CENTER			61	100%	61
MENTAL HEALTH CARE INC		52	9	15%	61
WASHINGTON REHABILITATION AND NURSING CENTER		51	10	16%	61
AEGIS MEDICAL GROUP		46	15	25%	61
PUTNAM COUNTY SHERIFFS OFFICE		54	6	10%	60
ORANGE PARK PEDIATRICS		53	7	12%	60
NOMI HEALTH LAB SERVICES LLC		4	56	93%	60
SOUTH LAKE PEDIATRICS		58	2	3%	60
WILSON MEMORIAL REGIONAL MEDICAL CENTER		56	4	7%	60
MINUTECLINIC DIAGNOSTIC OF NORTH CAROL		51	9	15%	60
THE PRESERVE AT CLEARWATER		58	2	3%	60

COVID-19: testing by laboratory

Data through Feb 21, 2021 verified as of Feb 22, 2021 at 09:25 AM

Data in this report are provisional and subject to change.

The numbers in the table below represent the number of Florida and non-Florida residents for whom test results were received by the Department of Health. A person can be tested by more than one laboratory and can have both positive and negative results. **Therefore, the sum of the numbers in each column will be larger than the total number of people tested.**

Reporting lab	Inconclusive	Negative	Positive	Percent positive	Total
BURRY'S PHARMACY INC		36	24	40%	60
BROOKDALE PALM COAST		60			60
TWIN CREEKS ASSISTED LIVING & MEMORY CARE		57	3	5%	60
ADVENT HEALTH - PALM COAST		1	58	98%	59
AFTER HOURS PEDIATRICS			59	100%	59
CORAL GABLES HOSPITAL			59	100%	59
CARDIOLOGY AND MEDICINE ASSOCIATES		43	16	27%	59
FERN PARK DEVELOPMENTAL CENTER		5	54	92%	59
PALM BAY URGENT CARE		28	31	53%	59
MILLENIUM PHYSICIANS GROUP		1	58	98%	59
FLORIDA HEALTH CARE		8	51	86%	59
Summit Medical Group, Pa DbA Citymd		53	6	10%	59
WAVE CREST HEALTH AND REHABILITATION CENTER		57	2	3%	59
BIOTECH		52	7	12%	59
PEDIATRIC SERVICES OF AMERICA INC		57	2	3%	59
CINNAMON COVE ALF		58	1	2%	59
INTERNAL LAB		50	9	15%	59
RITECARE MED CTR H			59	100%	59
BOND AND STEELE CLINIC, PA		47	11	19%	58
MICHIGAN DEPARTMENT OF HEALTH AND HUMAN SERVICES	1		57	98%	58
BARBARA O'REILLY MD PA		57	1	2%	58
LPG CONVENIENT CARE AT PINE ISLAND ROAD		52	6	10%	58
THE CANOPY AT BERRYHILL		58			58
HERNANDO COUNTY FIRE RESCUE DISTRICT		25	33	57%	58
Margate Health and Rehabilitation Center		56	2	3%	58
HARMONY CLINIC		1	57	98%	58
ALZHEIMERS CARE CENTER OF VIERA LTD		37	20	35%	57
KAPG FLEMING ISLAND SENIOR HOUSING OPCO LLC	1	56			57
EMERALD COAST PEDIATRICS & ADOL		51	6	11%	57
NORTH FLORIDA MEDICAL CENTER		53	4	7%	57
INNOVATIVE GENOMICS, LLC		38	19	33%	57
SOS MOBILE MEDICAL CARE LLC		46	11	19%	57
ASCENSION SACRED HEART BAY LABORATORY		54	3	5%	57
MALCOM RANDALL DEPT OF VAMC			57	100%	57
LINCOLN MEDICAL AND MENTAL HEALTH CENTER		53	3	5%	56
RAPID RELIABLE TESTING NY LLC		51	5	9%	56
BAPTIST HEALTH SOUTH FLORIDA - WEST BOCA URGENT CARE		34	22	39%	56
LIFESTREAM BEHAVIORIAL CENTER		37	19	34%	56
TIFFANY HALL NURSING AND REHAB		44	12	21%	56
BERNHARDT LABORATORIES	1	14	41	73%	56
VITAS HEALTHCARE CORP OF FLORIDA		55	1	2%	56
EAGLES WATCH CLUSTER		47	9	16%	56
PHYSICIANS PRIMARY CARE OF SOUTHWEST FLORIDA		39	17	30%	56
ST FRANCIS HOSPITAL		48	8	14%	56
STEINHATCHEE FAMILY MEDICAL CENTER	1	48	7	13%	56
FLORIDA MEDICAL CLINIC PA		46	10	18%	56
Palms at Ponte Vedra Assisted Living and Memory Care		53	3	5%	56

COVID-19: testing by laboratory

Data through Feb 21, 2021 verified as of Feb 22, 2021 at 09:25 AM

Data in this report are provisional and subject to change.

The numbers in the table below represent the number of Florida and non-Florida residents for whom test results were received by the Department of Health. A person can be tested by more than one laboratory and can have both positive and negative results. **Therefore, the sum of the numbers in each column will be larger than the total number of people tested.**

Reporting lab	Inconclusive	Negative	Positive	Percent positive	Total
LEVY COUNTY DEPARTMENT OF HEALTH		40	16	29%	56
HORIZON ALF		55	1	2%	56
BioReference Laboratories, Inc		7	49	88%	56
TUKA PEDIATRICS		7	49	88%	56
DELCARE PA		42	13	24%	55
UHEALTH AT FISHER ISLAND			55	100%	55
TBI RESIDENTIAL SERVICES, INC.		44	11	20%	55
MEDLOGIC LABORATORIES		3	52	95%	55
MAUREEN OROURKE-FUTEY			55	100%	55
GENESIS DERMATOLOGY		51	4	7%	55
COOPER FAMILY MEDICAL, PLLC		45	10	18%	55
WEST		41	14	25%	55
KENDALL REGIONAL MEDICAL CENTER LAB	3		52	95%	55
PALM BAY HOSPITAL			55	100%	55
life Care Center of Melbourne		38	17	31%	55
SONATA HUNTERS CREEK		47	8	15%	55
PREMIER MEDICAL ASSOCIATES ALL FLORIDA LLC		54	1	2%	55
TROY REGIONAL MEDICAL CENTER		44	11	20%	55
EXPRESS DOCS LLC			55	100%	55
SARATOGA HOSPITAL LABORATORY		49	5	9%	54
KEYSTYLE LIVING LLC	1	52	1	2%	54
MARQUIS LABS, LLC		53	1	2%	54
JUNIPER VILLAGE AT NAPLES		53	1	2%	54
FAMILY EXTENDED CARE OF PUNTA GORDA		54			54
NORTH CENTRAL BRONX HOSPITAL		52	2	4%	54
CERTUS MTD OPCP LLC		52	2	4%	54
NITE LITE PEDIATRICS - PORT ST. LUCIE		45	9	17%	54
ARDEN COURTS OF SARASOTA		38	16	30%	54
CLERMONT HEALTH AND REHAB		40	14	26%	54
INTERNAL MEDICINE ASSOCIATES PA		50	4	7%	54
UNITED LABORATORY SERVICES CORPORATION		38	16	30%	54
GRAND ST PAUL CVS		54			54
PANCARE HEALTH - JACKSON COUNTY		43	11	20%	54
SARASOTA CO. HEALTH DEPT # 58		40	14	26%	54
ST. CLOUD MEDICAL GROUP		54			54
CHILDREN'S HOSPITAL OF ALABAMA		53	1	2%	54
JENNIFER J CHIAVETTA-GRLSANTI DC		42	12	22%	54
ALLIANCE PEDIATRICS		24	29	55%	53
THOMAS INTERNAL MEDICINE		44	9	17%	53
TOWERS HOME CARE☐		49	4	8%	53
QUOTIENT SCIENCES LABS LLC			53	100%	53
Osprey Point Nursing Center		51	2	4%	53
APOLLOMDX LABS		31	22	42%	53
SOMERSET			53	100%	53
Gabisa Medical LLC		53			53
PALM BAY PEDIATRICS		36	17	32%	53
VPA PC LAB		48	4	8%	52

COVID-19: testing by laboratory

Data through Feb 21, 2021 verified as of Feb 22, 2021 at 09:25 AM

Data in this report are provisional and subject to change.

The numbers in the table below represent the number of Florida and non-Florida residents for whom test results were received by the Department of Health. A person can be tested by more than one laboratory and can have both positive and negative results. **Therefore, the sum of the numbers in each column will be larger than the total number of people tested.**

Reporting lab	Inconclusive	Negative	Positive	Percent positive	Total
ADVENT HEALTH		49	3	6%	52
SONATA BOCA RATON		48	4	8%	52
DAVID POSNACK JEWISH DAY SCHOOL		52			52
ADVENT HEALTH - MOUNT DORA		9	43	83%	52
PANCARE HEALTH - FREEPORT CLINIC SUITE B		43	9	17%	52
SNH BRFL TENANT LLC	2	50			52
PROMEDICA SENIOR LIVING		51	1	2%	52
ALEXANDER NININGER STATE VETERANS		52			52
MORTON PLANT HOSPITAL NURSING			52	100%	52
MICHAEL AKPEKE MD		43	9	17%	52
INTERNAL MEDICINE SPECIALIST		46	6	12%	52
LPG PEDIATRICS AT PAGE FIELD		50	1	2%	51
WEST VOLUSIA FAMILY AND SPORTS MEDICINE		50	1	2%	51
FINLAY CLINICAL LABORATORY		20	31	61%	51
AVANTE ST CLOUD		48	3	6%	51
GULFVIEW MEDICAL INSTITUTE		51			51
GOOD HEARTS COVID TESTING		8	43	84%	51
KEY WEST MEDICAL CENTER	1	48	2	4%	51
Jupiter Medical Center Pavilion		50	1	2%	51
PALM RIVER COMMUNITY HEALTH CENTER		46	5	10%	51
GATEWAY CARE CENTER		50	1	2%	51
VALENCIA HOUSE ALF		49	1	2%	50
TRADITIONAL HOME HEALTH OF PALM BEACH INC		49	1	2%	50
CDR MAGUIRE INC	1	7	42	84%	50
ROCHESTER GENERAL HOSPITAL LABORATORY		46	4	8%	50
ORCHID COVE AT DAYTONA		45	5	10%	50
INN AT ASTON GARDENS AT PELICAN POINTE,THE		46	4	8%	50
BETHUNE-COOKMAN UNIVERSITY		32	18	36%	50
FLORIDA HEALTH CARE DELAND			50	100%	50
WEST ISLIP URGENT CARE		46	4	8%	50
GENEDX		37	13	26%	50
ATRIA PARK OF LAKE FOREST (WG HERITAGE LF LLC)		49	1	2%	50
BUECHELE DENTAL PA DBA CLERMONT FAMILY DENTISTRY		41	9	18%	50
ADVENT HEALTH CENTRA CARE - EAST ORLANDO		21	29	58%	50
WALGREENS #10373		48	2	4%	50
PENNSYLVANIA DEPARTMENT OF HEALTH BUREAU OF LABORATORIES			50	100%	50
ST JOHNS COUNTY DETENTION CENTER		50			50
SUPERIOR RESIDENCES OF LECANTO		34	15	31%	49
SOLARIS SENIOR LIVING NORTH NAPLES		48	1	2%	49
FIRST CHOICE PEDIATRICS INC		44	5	10%	49
USF		1	48	98%	49
DEVELOPMENTAL DISABILITIES DEFENDANT PROGRAM		47	2	4%	49
S-H THIRTY FIVE OPCO - ORANGE CITY, LLC		39	10	20%	49
INN AT THE FOUNTAINS, THE		34	15	31%	49
SOFT CELL LABORATORIES		45	4	8%	49
SOUTHEAST ALABAMA MEDICAL CENTER			49	100%	49
ALLEGRO		47	2	4%	49

COVID-19: testing by laboratory

Data through Feb 21, 2021 verified as of Feb 22, 2021 at 09:25 AM

Data in this report are provisional and subject to change.

The numbers in the table below represent the number of Florida and non-Florida residents for whom test results were received by the Department of Health. A person can be tested by more than one laboratory and can have both positive and negative results. **Therefore, the sum of the numbers in each column will be larger than the total number of people tested.**

Reporting lab	Inconclusive	Negative	Positive	Percent positive	Total
81ST MEDICAL GROUP		28	21	43%	49
NORTHBROOK CENTER FOR		47	2	4%	49
CARE CENTERS OF NASSAU LLC MINER ROAD SOUTH		49			49
BIG BEND CARES, INC		41	7	15%	48
EAST HILL PHARMACY		33	15	31%	48
LANDMARK HOSPITAL SOUTHWEST FLORIDA LLC		46	2	4%	48
AHEC CLINIC		7	41	85%	48
DOH		23	25	52%	48
COURTYARD GARDENS OF JUPITER		48			48
RAINBOW PEDIATRICS PC LLC / BREAKFAST POINT		38	10	21%	48
LITTLE NECK URGENT CARE		46	2	4%	48
BAY CENTER HURRICANE SHELTER		48			48
HIALEAH HOSPITAL RESPIRATORY DEPT			48	100%	48
THE TERRACE OF JACKSONVILLE		3	45	94%	48
NAPLES PEDIATRICS INC		43	5	10%	48
PREMIER MEDICAL ASSOCIATES		46	2	4%	48
ROCKLEDGE REGIONAL MEDICAL CENTER		30	18	38%	48
GATTOLINE ENTERPRISES, INC. DBA FAMILY CARE PHARMACY		42	6	13%	48
CAREMED INTERNAL MEDICINE		30	18	38%	48
SEWANEE MOLECULAR DIAGNOSTICS LABORATO		48			48
GRAND OAKS OF PALM CITY LLC	1	41	6	13%	48
HEALTH FIRST - CAPE CANAVERAL HOSPITAL		1	47	98%	48
POPLAR HEALTHCARE PLLC	1	11	35	74%	47
NAVARRE GARDENS		41	6	13%	47
BARNES HEALTHCARE OF FLORIDA LLC		44	3	6%	47
PRACTICE MANAGEMENT OF AMERICA, INC.		7	40	85%	47
CAPE REGIONAL MEDICAL CENTER		45	2	4%	47
GENTIVA HEALTH SERVICES CERTIFIED INC		44	3	6%	47
MID FLORIDA PRIMARY CARE PA		35	12	26%	47
INTERLAB		1	46	98%	47
PHILLIPPE RIDGE		35	12	26%	47
GOLDEN POND COMMUNITIES		46			46
H LEE MOFFITT CANCER CENTER MICRO		46			46
ADVENT HEALTH MEDICAL GROUP OB GYN AT		40	6	13%	46
KAPG ST AUGUSTINE SENIOR HOUSING OPCO LLC		37	9	20%	46
FHMG_CTR FOR SENIOR HEALTH		41	5	11%	46
GRAND VILLA OF DELAND		42	4	9%	46
PREMIER PLACE HEALTHCARE AT THE GLENVIEW		46			46
COLLIER BLVD HMA PHYSICIAN MANAGEMENT LLC		46			46
ST CLOUD PHYSICIAN MANAGEMENT LLC DBA ST CLOUD		27	19	41%	46
HARTFORD HEALTH SERVICES LLC		46			46
HOME CARE PHARMACY		46			46
ADVENT HEALTH EXPRESS CARE		4	42	91%	46
EAST MANATEE FAMILY	1	1	44	96%	46
NEW YORK PRESBYTERIAN - QUEENS DIAGNOSTIC		42	3	7%	45
NEOGENOMICS LABORATORIES INC		45			45
ROSECASTLE OF JACKSONVILLE LLC		44	1	2%	45

COVID-19: testing by laboratory

Data through Feb 21, 2021 verified as of Feb 22, 2021 at 09:25 AM

Data in this report are provisional and subject to change.

The numbers in the table below represent the number of Florida and non-Florida residents for whom test results were received by the Department of Health. A person can be tested by more than one laboratory and can have both positive and negative results. **Therefore, the sum of the numbers in each column will be larger than the total number of people tested.**

Reporting lab	Inconclusive	Negative	Positive	Percent positive	Total
COLLIER URGENT CARE CENTERS		44	1	2%	45
NEXT MOLECULAR ANALYTICS		14	31	69%	45
UNIVERSITY OF WEST FLORIDA, THE		44	1	2%	45
PERSONAL PEDIATRICS		40	5	11%	45
STUART URGENT CARE			45	100%	45
BARNETT PARK☐		2	43	96%	45
REDI-MED WALK-IN FAMILY CARE			45	100%	45
WINTER GARDEN REHAB AND NURSING CENTER		41	4	9%	45
FLORIDA STATE HOSPITAL CLINICAL LABORATORY		45			45
MOBILE DOC FL, LLC		29	16	36%	45
FAMILY EXTENDED CARE OF WINTER HAVEN		43	2	4%	45
SOUTHPORT SQUARE HARBOUR HEALTH		45			45
SAFARI PEDIATRICS PA		43	1	2%	44
ERDOX		42	2	5%	44
CVS MINUTE CLINIC		1	43	98%	44
SUWANNEE COUNTY SHERIFF OFFICE		41	3	7%	44
QHC UPSTATE MEDICAL PC		36	8	18%	44
EMERGENCY PHYSICIANS MEDICAL CENTER LLC		27	17	39%	44
FLORIDA HOSPITAL		28	16	36%	44
Gulf Shore Care Center		39	5	11%	44
PEDIATRICS OF CENTRAL FLORIDA – SAINT CLOUD	2	40	2	5%	44
KINDRED HOSPITAL CENTRAL TAMPA BLOOD GAS	1	38	5	11%	44
NIGHT LITE PEDIATRICS CENTER LLC		10	34	77%	44
ALLIANCE OF PHYSICIANS AGAINST COVID-19			44	100%	44
MERCY MEDICAL URGENT CARE CENTER INC		12	31	72%	43
WOLFF CTR FOR CHILD & ADOLESCENT HEALTH PLLC,THE		26	17	40%	43
COLLIER PHARMACY		36	7	16%	43
PATRICK AIR FORCE BASE		3	40	93%	43
LARA HEALTH AND WELLNESS CENTER LLC		43			43
RADIOLOGY ASSOCIATES OF VENICE AND ENGLEWOOD		41	2	5%	43
ARTHREX MEDICAL CENTER		25	18	42%	43
NORTH FLORIDA / SOUTH GEORGIA VETERANS HEALTH SYSTEM			43	100%	43
CITYMD OF MANAHAWKIN		41	2	5%	43
Guardian Care Nursing and Rehabilitation Center		43			43
PRINCETON VILLAGE☐		39	4	9%	43
LAKE MARY KIDS CENTRA CARE		33	10	23%	43
FAST PACE MEDICAL CLINIC, PLLC		37	6	14%	43
TGH URGENT CARE POWERED BY FAST TRACK			43	100%	43
BRANCH MEDICAL CLINIC			43	100%	43
MORTON PLANT			43	100%	43
MINUTECLINIC DIAGNOSTIC OF NEW JERSEY		36	7	16%	43
ECOLAB GROUP		8	34	81%	42
LINCOLN DIAGNOSTIC LAB		40	2	5%	42
Citymd Of Toms River		36	6	14%	42
WALGREENS 3145		39	3	7%	42
ERIC C MRSHAL, MD, PC #1842		40	2	5%	42
Atlantic Shore Nursing and Rehab		42			42

COVID-19: testing by laboratory

Data through Feb 21, 2021 verified as of Feb 22, 2021 at 09:25 AM

Data in this report are provisional and subject to change.

The numbers in the table below represent the number of Florida and non-Florida residents for whom test results were received by the Department of Health. A person can be tested by more than one laboratory and can have both positive and negative results. **Therefore, the sum of the numbers in each column will be larger than the total number of people tested.**

Reporting lab	Inconclusive	Negative	Positive	Percent positive	Total
BRP SH OPCO LLC		42			42
CLINICAL LABORATORY		42			42
FELICIDAD MEDICAL CENTER			42	100%	42
ISLAND URGENT CARE PLLC		40	2	5%	42
SAN CARLOS PHARMACY		38	4	10%	42
MAIMONIDES-SHALOM ACADEMY, INC		41	1	2%	42
CALHOUN COUNTY HEALTH DEPT		17	24	59%	41
UNIVERSITY OF ALABAMA		38	3	7%	41
HERNANDO ENDOSCOPY AND SURGERY CENTER		31	10	24%	41
MARIANNA HEALTH AND REHABILITATION CENTER		40	1	2%	41
PEDIATRICS OF CENTRAL FLORIDA KISSI		33	8	20%	41
BRONX LEBANON HOSPITAL-MEDICAL CENTER		37	4	10%	41
DOH-WEST PALM BEACH BRANCH LABORATORY		2	39	95%	41
WG EVERGREEN WOODS SH LLC		41			41
FLORIDA HOSPITAL NEW SMYRNA		4	37	90%	41
ADVENT HEALTH - LAKE WALES		29	12	29%	41
MINUTECLINIC DIAGNOSTIC OF KANSAS, PA		35	6	15%	41
INSTITUTE OF PATHOLOGY KINGS COUNTY		40	1	2%	41
FIRST CHOICE URGENT CARE		10	30	75%	40
NORTH CAROLINA DEPARTMENT OF HEALTH & HUMAN SERVICES	1		39	98%	40
PLAINVIEW URGENT CARE		38	2	5%	40
LONGLEAF DIAGNOSTIC LABORATORIES		11	29	73%	40
PRIDE DIAGNOSTICS		24	16	40%	40
TROPICANA MANUFACTURING COMPANY INC		37	3	8%	40
University Hills health and Rehabilitation		30	10	25%	40
CAPITAL REGIONAL MEDICAL CENTER		2	38	95%	40
URGENT CARE & WELLNESS CENTER		10	30	75%	40
ROYAL PALM SENIOR RESIDENCE		40			40
RENAISSANCE AT THE TERRACES		39	1	3%	40
BETHESDA HEALTH URGENT CARE		3	37	93%	40
PACIFICA SENIOR LIVING OCALA		35	5	13%	40
SOUTHSIDE HOSPITAL NORTHWELL HEALTH LABORATORY		33	7	18%	40
CENTRA CARE – LAKE NONA		4	36	90%	40
AVALON PARK RETIREMENT RESIDENCE		39	1	3%	40
CLINICAL PATHOLOGY LABORATORIES, INC		40			40
CAMPBELL URGENT CARE			40	100%	40
MID-FLORIDA PATHOLOGY, LLC		32	8	20%	40
TAMPA BAY CONCIERGE DOCTOR, LLC		38	2	5%	40
UNION MEDICAL CARE PLLC		39			39
CSL PLASMA INC		7	32	82%	39
CARE 4 U MANAGEMENT, INC			39	100%	39
ADVENTIST HEALTH SYSTEM FLORIDA		26	13	33%	39
STAT ONE URGENT CARE CENTER		2	37	95%	39
GRAMERCY PARK URGENT CARE		37	2	5%	39
BAY COUNTY JAIL ANNEX		34	5	13%	39
MIAMI CLINICAL RESEARCH CORP			39	100%	39
BROOKDALE VERO BEACH SOUTH AL		39			39

COVID-19: testing by laboratory

Data through Feb 21, 2021 verified as of Feb 22, 2021 at 09:25 AM

Data in this report are provisional and subject to change.

The numbers in the table below represent the number of Florida and non-Florida residents for whom test results were received by the Department of Health. A person can be tested by more than one laboratory and can have both positive and negative results. **Therefore, the sum of the numbers in each column will be larger than the total number of people tested.**

Reporting lab	Inconclusive	Negative	Positive	Percent positive	Total
ADVENT HEALTH CENTRA CARE - LAKE LAND		30	9	23%	39
MEDEX MEDICAL EXPRESS OF PALATKA LLC			39	100%	39
THE GOOD SHEPARDS OF DELAND-WEST		38	1	3%	39
CEDAR CREEK AT KINGS BAY INC		39			39
JUNIPER VILLAGE AT CAPE CORAL		34	5	13%	39
GUYAN VALLEY WELLNESS CENTER		32	7	18%	39
CLINICAL RESEARCH SEQUENCING PLATFORM		8	31	79%	39
AESTHETIC ENHANCEMENTS		39			39
LOURDES HOSPITAL INC		37	2	5%	39
SPRING MANOR ASSISTED LIVING		39			39
NICEVILLE URGENT CARE		3	35	92%	38
STEWART MEDICAL GROUP, INC		21	17	45%	38
CITRUS COUNTY HEALTH DEPARTMENT		34	4	11%	38
NORTHWELL HEALTH PLAINVIEW HOSPITAL LABORATORY		29	9	24%	38
CCRC @ SUNFLOWER LLC		35	3	8%	38
BENTLEY VILLAGE II		29	9	24%	38
VIP WALK IN CLINIC		19	19	50%	38
ROYAL CARE OF AVON PARK		35	3	8%	38
MISSION OAKS ASSISTED LIVING		36	2	5%	38
BRIDGEVIEW CENTER LLC		27	11	29%	38
REGENCY OAKS HEALTH CENTER		36	2	5%	38
BENTON HOUSE OF ST. JOHNS		36	2	5%	38
CENTRAL FLORIDA PEDIATRICS		13	25	66%	38
FLORIDA DEPARMENT OF HEALTH CLAY COUNTY		25	13	34%	38
MOLECULAR DIAGNOSTICS		5	33	87%	38
HOMWOOD RESIDENCE AT FREEDOM PLAZA		37	1	3%	38
BOND CLINIC, PA		9	29	76%	38
AUTUMN OF SARASOTA		12	26	68%	38
WG BAYPOINT VILLAGE SH LLC		38			38
HOLY NAME HOSPITAL LABORATORY		36	1	3%	37
ACCURATE DIAGNOSTIC LAB		35	2	5%	37
S-H THIRTY FIVE OPCO - LUTZ, LLC		36	1	3%	37
LUTHERAN HAVEN EXTENDED CONGREGATE CAR		37			37
PREMIER COMMUNITY HEALTHCARE GROUP INC		36	1	3%	37
INNOVATION CLINICAL TRIALS, INC			37	100%	37
HR SARASOTA OPERATOR LLC		25	12	32%	37
FAMILY EXTENDED CARE OF SEBRING INC		35	2	5%	37
BRANDON COMMUNITY HEALTH CENTER		29	8	22%	37
PATHOGENIUS LABORATORIES		30	7	19%	37
ST AUGUSTINE PEDIATRIC ASSOC		33	4	11%	37
IMA MEDICAL GROUP POINCIANA		14	23	62%	37
PONCE THERAPY CARE CENTER		34	3	8%	37
ONE MILO		37			37
THE COLLIER AT NAPLES		36	1	3%	37
TAYLORVILLE FAMILY MEDICINE		30	7	19%	37
HOLZER HEALTH CENTER		5	32	86%	37
BOULEVARD REHABILITATION CENTER		24	13	35%	37

COVID-19: testing by laboratory

Data through Feb 21, 2021 verified as of Feb 22, 2021 at 09:25 AM

Data in this report are provisional and subject to change.

The numbers in the table below represent the number of Florida and non-Florida residents for whom test results were received by the Department of Health. A person can be tested by more than one laboratory and can have both positive and negative results. **Therefore, the sum of the numbers in each column will be larger than the total number of people tested.**

Reporting lab	Inconclusive	Negative	Positive	Percent positive	Total
BIOFIRE		7	30	81%	37
CONNECTICUT DEPARTMENT OF HEALTH		22	15	41%	37
PREMISE HEALTH MIA		1	36	97%	37
CORRECTIONAL MEDICAL GROUP		27	9	25%	36
EASTERN SHORE URGENT CARE		25	11	31%	36
PANCARE HEALTH - BAY COUNTY - YOUNGSTOWN		32	4	11%	36
MICHAEL A VENAZIO MD		33	3	8%	36
BVL/LITTLE ANGEL PEDIATRICS		36			36
PATRICK MANOR INCORPORATED		36			36
DUVAL PHARMACY		27	9	25%	36
MINUTECLINIC DIAGNOSTIC OF HAWAII LLC		31	5	14%	36
MINUTE CLINIC INCORPORATE		30	6	17%	36
FREEDOM SQUARE NURSING CENTER☐		27	8	23%	35
PRMG - EAST NAPLES	1	23	11	31%	35
BAYSHORE PATHOLOGY CONSULTANTS PA		34	1	3%	35
PARKSIDE HEALTH AND REHABILITATION CENTER			35	100%	35
NEUROINTERNATIONAL SARASOTA		32	3	9%	35
BELVEDERE COMMONS OF SUN CITY CENTER☐		35			35
WUESTHOFF MEMORIAL HOSPITAL			35	100%	35
LAKELAND REGIONAL HEALTH GATEWAY CENTER		12	23	66%	35
HARMONY HEALTH OPCO, LLC		15	20	57%	35
PATHGROUP		9	26	74%	35
P23 LABS		35			35
TERRACE AT HOBE SOUND, THE	1	31	3	9%	35
DOT DOC SARASOTA		33	2	6%	35
ADVENT HEALTH - FISH MEMORIAL		2	33	94%	35
IRL		4	31	89%	35
A & R RESEARCH GROUP		30	5	14%	35
BRADFORD COUNTY HEALTH DEPARTMENT		34	1	3%	35
LONG ISLAND JEWISH MED CTR		31	3	9%	34
LAKE INTERNAL MEDICINE ASSOCIATES PA		29	5	15%	34
ST. MARYS MEDICAL CENTER		1	33	97%	34
PARAMOUNT WALK-IN CLINIC		1	33	97%	34
NIGHT LITE PEDIATRIC CENTER		10	24	71%	34
MAINSTREET FAMILY URGENT CARE		1	33	97%	34
MEDCOMP SCIENCES			34	100%	34
CDR MAGUIRE - MIAMI BEACH CC MISSION 17388		2	32	94%	34
ST LUCIE COUNTY JAIL		25	9	26%	34
COLLIER HMA PHYSICIAN MANAGEMENT LLC		26	8	24%	34
RASHDA ALBIBI M.D. P.A.		31	3	9%	34
STETSON UNIVERSITY STUDENT HEALTH CENTER		3	31	91%	34
OPTUMCARE SOUTH FLORIDA, LLC		27	7	21%	34
BIGGERS FAMILY MEDICINE PA		33	1	3%	34
GRAND AVENUE RX			34	100%	34
ENCOMPASS HEALTH REHABILITATION HOSPITAL OF LARGO		31	3	9%	34
THE MERIDIAN AT BOCA RATON	1	33			34
CROSSROADS URGENT CARE		20	14	41%	34

COVID-19: testing by laboratory

Data through Feb 21, 2021 verified as of Feb 22, 2021 at 09:25 AM

Data in this report are provisional and subject to change.

The numbers in the table below represent the number of Florida and non-Florida residents for whom test results were received by the Department of Health. A person can be tested by more than one laboratory and can have both positive and negative results. **Therefore, the sum of the numbers in each column will be larger than the total number of people tested.**

Reporting lab	Inconclusive	Negative	Positive	Percent positive	Total
REDI-MED WALK IN FAMILY CLINIC			34	100%	34
ANDALUSIA HEALTH		17	17	50%	34
MADISON COUNTY MEMORIAL HOSPITAL LABORATORY		15	19	56%	34
MEADOWCREST FAMILY PHYSICIANS PA		14	20	59%	34
POARCH BANC CREEK INDIANS TRIBAL HEALTH DEPARTMENT			34	100%	34
TUSCAN GARDENS OF DELRAY BEACH MANAGEMENT COMPANY,		34			34
JOHN KNOX VILLAGE OF CENTRAL FLORIDA		30	4	12%	34
LYSTER ACH FT RUCKER AL		31	3	9%	34
IMA MEDICAL CENTER		21	13	38%	34
LONG TERM CARE OF GULF BREEZE LLC		30	4	12%	34
DEPT OF VA MED CENTE-WEST PALM BEACH			33	100%	33
ATRIA WILLOW WOOD		32	1	3%	33
MINUTECLINIC DIAGNOSTIC OF RHODE ISLAND, LLC #1544		32	1	3%	33
UNIVERSITY HOSPITAL		28	5	15%	33
PHOSPHORUS DIAGNOSTICS		27	6	18%	33
AYERS NURSING AND REHABILITATION CENTER		33			33
NIGHT LITE PEDIATRICS URGENT CARE CENTER			33	100%	33
PORT SAINT JOHN FAMILY PRACTICE		21	12	36%	33
PECONIC BAY MEDICAL CENTER LABORATORY		25	8	24%	33
PHYSICIAN ASSOCIATES LLC		26	7	21%	33
INTERCOASTAL MEDICAL GROUP			33	100%	33
METRO KNOXVILLE HMA		25	8	24%	33
BOND CLINIC		3	30	91%	33
AHSE ROP		32	1	3%	33
SANFORD MOBILE LAB PGA TOUR		32	1	3%	33
THE SPRINGS OF PARC HILL		32	1	3%	33
Kensington Gardens		33			33
ATRIA SAN PABLO		31	2	6%	33
COMPLETE HOME CARE OF THE PALM BEACHES LLC		31	2	6%	33
BENTLEY CARE CENTER		33			33
LAKE CO EMPLOYEE HEALTH AND WELLNESS CENTER		30	3	9%	33
WESTWOOD NURSING AND REHABILITATION		28	5	15%	33
FLORIDA PEDIATRIC GROUP PA		28	5	15%	33
FHMG--FLORIDA HOSPITAL MEDICAL GROUP		24	9	27%	33
CORAL HOUSE ASSISTED LIVING COMMUNITY LLC		33			33
GREENRIDGE GROUP HOME	3	11	19	58%	33
ASHTON PLACE	3	26	4	12%	33
PENSACOLA PEDIATRICS MILTON		27	6	18%	33
ADVANCE URGENT CARE CENTER, LLC		1	31	97%	32
VETERANS HOME			32	100%	32
LONG ISLAND UNIVERSITY - POST CAMPUS		32			32
VETERAN AFFAIRS MEDICAL CENTER - JAMES J PETERS		30	2	6%	32
FAMILY HEALTH CENTER		19	13	41%	32
IPSUM DIAGNOSTICS		3	29	91%	32
TRADITIONAL HOME CARE INC		31	1	3%	32
OPIS COQUINA CENTER		32			32
HILA BECKERMAN MD LLC	1	30	1	3%	32

COVID-19: testing by laboratory

Data through Feb 21, 2021 verified as of Feb 22, 2021 at 09:25 AM

Data in this report are provisional and subject to change.

The numbers in the table below represent the number of Florida and non-Florida residents for whom test results were received by the Department of Health. A person can be tested by more than one laboratory and can have both positive and negative results. **Therefore, the sum of the numbers in each column will be larger than the total number of people tested.**

Reporting lab	Inconclusive	Negative	Positive	Percent positive	Total
Conway Lakes Health and Rehabilitation Center		32			32
Heartland Health Care Center North Sarasota		18	14	44%	32
JACKSON HEALTH SYSTEM		1	31	97%	32
LPG CONVENIENT CARE AT METRO		29	3	9%	32
WESTMINSTER ST AUGUSTINE		32			32
SONORAN DESERT PATHOLOGY ASSOCIATES		2	30	94%	32
GARDENS HEALTH NH LLC		32			32
VILLAGE ON THE ISLE□		27	5	16%	32
WASHINGTON COUNTY HEALTH DEPARTMENT		20	12	38%	32
AVOW HOSPICE INC		32			32
COLORADO DEPARTMENT OF HEALTH LABORATORY SERVICES DIVISION			32	100%	32
COLLIER ANESTHESIA PAIN LLC		31			31
DISCOVERY COMMONS AT BRADENTON		31			31
NCHD		17	14	45%	31
AMERICAN ESOTERIC LABORATORIES		15	16	52%	31
MIRIMUS CLINICAL LABS		13	18	58%	31
MICHAEL J D'AMBROSE MD PA		29	2	6%	31
LabCorp L#09258130 M#09258125		12	19	61%	31
Consulate Health Care of Orange Park		27	4	13%	31
SOUTHEASTERN OUTPATIENT SURGERY CENTER		28	3	10%	31
ADVENTHEALTH MEDICAL GROUP FAMILY MEDICINE AT RDV		31			31
MAKO MEDICAL		17	14	45%	31
BROOKDALE CANOPY OAKS			31	100%	31
CAREHERE LAKE SCHOOLS EMPLOYEE HEALTH CENTER		20	11	35%	31
PASSPORT HEALTH ORLANDO		31			31
SILVER LAKE PEDIATRICS PA		27	4	13%	31
ENT AND ALLERGY ASSOCIATES OF FLORIDA LLC		30	1	3%	31
OCOEE PEDIATRICS		24	7	23%	31
REGENCY PARK ASSISTED LIVING FACILITY		29	2	6%	31
UNIPATH		24	7	23%	31
PROFESSIONAL PEDIATRICS		29	2	6%	31
VILLA COURT LLC		30			30
HERITAGE WATERSIDE		27	3	10%	30
ADVENT HEALTH PRIMARY CARE PLUS, WINTER GARDEN		26	4	13%	30
MILLENIA ADVANCED SCIENTIFIC LLC			30	100%	30
AMEERAH LABS			30	100%	30
WALK IN MEDICAL URGENT CARE		30			30
ALWAYS BEST CARE SENIOR SERVICES		27	3	10%	30
THE TRADITION OF THE PALM BEACHES		29	1	3%	30
ALABAMA CLINICS		16	14	47%	30
THE TERRACE AT IVY ACRES ALF		11	19	63%	30
MIDDLETOWN MEDICAL P C		21	9	30%	30
Okeechobee Health Care Facility		16	14	47%	30
UR CARE FAMILY AND SPORTS MEDICINE			30	100%	30
AR ANESTHESIA LLC		29	1	3%	30
CLINCLOUD, LLC			30	100%	30
BOCA BIOLISTIC REFERENCE LAB			30	100%	30

COVID-19: testing by laboratory

Data through Feb 21, 2021 verified as of Feb 22, 2021 at 09:25 AM

Data in this report are provisional and subject to change.

The numbers in the table below represent the number of Florida and non-Florida residents for whom test results were received by the Department of Health. A person can be tested by more than one laboratory and can have both positive and negative results. **Therefore, the sum of the numbers in each column will be larger than the total number of people tested.**

Reporting lab	Inconclusive	Negative	Positive	Percent positive	Total
MEDEXPRESS - BLOOMIN BRANDS		13	17	57%	30
COUNTY OF LOS ANGELES			30	100%	30
MINUTE CLINIC LLC #2216		28	2	7%	30
EASYCARE WALK-IN CLINIC	1	11	18	60%	30
ALAN A SMITH MD LLC		29	1	3%	30
FLORIDA DEPARTMENT OF HEALTH IN MONROE COUNTY		26	4	13%	30
WELLMED AT NEW TAMPA		22	8	27%	30
UNIVERSITY MEDICAL CTR OF PRINCETON AT		27	2	7%	29
RENAISSANCE SENIOR LIVING	1	28			29
VIKOR SCIENTITIC			29	100%	29
HEALTH FIRST - VIERA HOSPITAL		1	28	97%	29
UNION MEDICAL CARE		29			29
STATEN ISLAND UNIVERSITY HOSPITAL-POUCH		29			29
PALM GARDEN OF JACKSONVILLE		27	2	7%	29
COMPREHENSIVE CHILDCARE		23	6	21%	29
SUMTER PEDIATRICS		27	2	7%	29
VETERANS AFFAIRS MEDICAL CENTER - NEW YORK HARBOR		28	1	3%	29
JAMAICA HOSPITAL MEDICAL CENTER		27	2	7%	29
UNIV OF ROCHESTER-STRONG MEMORIAL HOSP		28	1	3%	29
NORTH FLORIDA PEDIATRICS - JACKSONVILLE		25	4	14%	29
CVS MINUTE CLINIC DIAGNOSTIC OF NORTH CAROL		23	6	21%	29
CDC		17	12	41%	29
PRO HEALTH HARMONY		29			29
SUNTREE INTERNAL MEDICINE		29			29
NURSES HELPING HANDS INC ALF		29			29
COMMUNITY MEDICAL CARE CENTER INC			29	100%	29
NEMOURS CHILDRENS CLINIC		22	7	24%	29
MAGNOLIA DIAGNOSTICS, LLC		3	26	90%	29
PANCARE HEALTH - BONIFAY K-8			29	100%	29
BULLS HEAD URGENT CARE		28	1	3%	29
WEINBERG VILLAGE		28	1	3%	29
P4CLINICAL	3	2	24	83%	29
FAMILY CARE PARTNERS URGENT CARE LLC		23	6	21%	29
ST VINCENTS PRIMARY CARE		24	5	17%	29
EVERLYWELL		16	13	45%	29
PALMS, THE		28			28
MINUTECLINIC DIAGNOSTIC OF SOUTH CAROL		26	2	7%	28
ASTORIA HEALTH AND REHABILITATION CENTER		27	1	4%	28
LIGHTHOUSE PEDIATRICS OF NAPLES		24	4	14%	28
BROOKDALE PHILLIPPI CREEK			28	100%	28
BAY STREET PHARMACY☐		26	2	7%	28
PINELLAS INTERNAL MEDICINE ASSOCIATES	1	26	1	4%	28
LAKELAND NURSING AND REHABILITATION CENTER			28	100%	28
DCH REGIONAL MEDICAL CENTER LABORATORY		27	1	4%	28
TREASURE COAST PEDIATRICS PA		23	5	18%	28
Cleveland Clinic Laboratories		4	24	86%	28
EDEN AT CRESTVIEW		12	16	57%	28

COVID-19: testing by laboratory

Data through Feb 21, 2021 verified as of Feb 22, 2021 at 09:25 AM

Data in this report are provisional and subject to change.

The numbers in the table below represent the number of Florida and non-Florida residents for whom test results were received by the Department of Health. A person can be tested by more than one laboratory and can have both positive and negative results. **Therefore, the sum of the numbers in each column will be larger than the total number of people tested.**

Reporting lab	Inconclusive	Negative	Positive	Percent positive	Total
LAKE MARY - STIRLING CENTER SUITE 202			28	100%	28
PORT ST LUCIE HOSPITAL		25	3	11%	28
GRACE MEDICAL HOME		20	8	29%	28
AMMON ANALYTICAL LABORATORIES		24	4	14%	28
PINES NURSING HOME		27	1	4%	28
MARION PEDIATRICS PA		21	7	25%	28
DAVID LAWRENCE CENTER		24	4	14%	28
FLAGLER HOSPITAL INC	2		26	93%	28
KEY PRIMARY CARE			28	100%	28
DUVAL COUNTY HEALTH DEPARTMENT		28			28
LAKE PLACID HEALTH AND REHABILITATION		1	27	96%	28
HARBORCHASE OF WELLINGTON CROSSING		26	2	7%	28
PREMIER URGENT CARE CENTER LLC			28	100%	28
ACTIVE SENIOR LIVING		26	2	7%	28
ISLAMORADA VILLAGE OF ISLANDS FIRE RESCUE		26	2	7%	28
WARDE MEDICAL LABORATORY		20	8	29%	28
PEDIATRIC SERVICES AND BREATHING CENTER PA		21	7	25%	28
FLORIDA ATLANTIC UNIVERSITY		25	3	11%	28
ABSOLUTE HEALTH INTERNAL MEDICINE AND PEDIATRICS		23	5	18%	28
FAMILY CARE PARTNERS		18	10	36%	28
Wiregrass Rehabilitation Center and Nursing Home		26	1	4%	27
MINUTE CLINIC, LLC DBA MINUTECLINIC #4505		25	2	7%	27
BASSETTI MEDICAL RESEARCH INC		21	6	22%	27
BROOKDALE BRANDON	1	26			27
FAMILY AND INTERNAL MEDICINE AT AVALON PARK		24	3	11%	27
SUNCOAST LABS			27	100%	27
BROOKDALE SOUTHPOINT			27	100%	27
UCLA HEALTHCARE CLINICAL LABS		23	4	15%	27
LEXINGTON PLACE SENIOR LIVING COMMUNITY		27			27
ACCESS 365 URGENT CARE		8	19	70%	27
WALGREENS #06012		25	2	7%	27
RIVERHEAD URGENT CARE		26	1	4%	27
NATIONAL MENTOR HEALTHCARE LLC			27	100%	27
CHILDRENS MEDICAL CENTER			27	100%	27
SANTA BARBARA CARE CENTER		17	10	37%	27
D W MCMILLAN MEMORIAL HOSPITAL		16	11	41%	27
SPANISH RIVER HIGH SCHOOL ESE		23	4	15%	27
LABORATORY ALLIANCE OF CENTRAL NEW YORK		26	1	4%	27
HEALTHPARK MEDICAL CENTER ABG LAB		26	1	4%	27
Bon Secours Maria Manor		22	5	19%	27
EXPRESS CARE OF BELLEVIEW		27			27
SYNIVERSE WELLNESS CENTER		23	4	15%	27
ATLAN		23	4	15%	27
ST PETER'S BENDER LABORATORY		26	1	4%	27
WEISS PEDIATRIC CARE LLC		16	11	41%	27
FAST PACE MEDICAL CLINIC		24	3	11%	27
PERDIDO URGENT CARE		1	26	96%	27

COVID-19: testing by laboratory

Data through Feb 21, 2021 verified as of Feb 22, 2021 at 09:25 AM

Data in this report are provisional and subject to change.

The numbers in the table below represent the number of Florida and non-Florida residents for whom test results were received by the Department of Health. A person can be tested by more than one laboratory and can have both positive and negative results. **Therefore, the sum of the numbers in each column will be larger than the total number of people tested.**

Reporting lab	Inconclusive	Negative	Positive	Percent positive	Total
BAPTIST PRIMARY BLACK CREEK SOUTH			27	100%	27
URGENT CARE CENTER			27	100%	27
OAKTREE HEALTHCARE			26	100%	26
BROWARD HEALTH IMPERIAL POINT NURSING			26	100%	26
LAKES DIALYSIS CENTER INC			26	100%	26
WAKULLA COUNTY HEALTH DEPARTMENT		12	14	54%	26
PALM BEACH COUNTY FIRE RESCUE		24	2	8%	26
BODYK		22	4	15%	26
CHILDREN'S MEDICAL CENTER			26	100%	26
NORTH PINELLAS CHILDRENS MEDICAL CENTER			26	100%	26
PULMONARY SPECIALISTS OF THE PALM BEACHES		16	10	38%	26
THE MINIER URGENT CARE		20	6	23%	26
MINUTECLINIC DIAGNOSTIC OF NORTH CAROLINA		25	1	4%	26
PREMIUM HEALTH SERVICES OF TAMPA BAY LLC		15	11	42%	26
ATRIA LADY LAKE		26			26
ADVANCED URGENT CARE		12	14	54%	26
OAKMONTE VILLAGE		25	1	4%	26
URGENT FAMILY CARE INC		23	3	12%	26
ST ANTHONYS PRIMARY CARE LLC/JACKSON STREET			26	100%	26
MINUTECLINIC, LLC		22	4	15%	26
TGH URGENT CARE - RIVERVIEW			26	100%	26
LAKE COUNTY SCHOOLS EMPLOYEE HEALTH CENTER		16	10	38%	26
MINUTE CLINIC DIAGNOSTIC OF SC, LLC #75		25	1	4%	26
CERON PEDIATRICS & INTEGRATIVE MEDICIN		26			26
ADVENT HEALTH PARTIN SETTLEMENT HEALTH PARK		18	8	31%	26
STUART REHABILITATION AND HEALTHCARE		12	14	54%	26
WEST BROWARD CARE CENTER		24	2	8%	26
LOT HEALTH SERVICES☐	1	25			26
LOOP PEDIATRICS		22	4	15%	26
MONCRIEF ARMY HEALTH CLINIC			26	100%	26
RAINBOW PEDIATRICS		1	25	96%	26
MONTEFIORE NEW ROCHELLE HOSPITAL		24	2	8%	26
WIREGRASS CLINIC LLC		21	5	19%	26
THE WATERMARK AT VISTAWILLA		25			25
COLORADO DEPARTMENT OF PUBLIC HEALTH AND ENVIRONMENT			25	100%	25
SANITAS		4	21	84%	25
ADVENT HEALTH - LAKE MARY PEDIATRICS		16	9	36%	25
EPIC REFERENCE LABS INC			25	100%	25
FEDERAL PRISON CAMP PENSACOLA			25	100%	25
TALLAHASSEE DEVELOPMENTAL CENTER☐		24	1	4%	25
EAST HILL MEDICAL GROUP		17	8	32%	25
Salerno Bay Health & Rehabilitation Center		18	7	28%	25
CENTER ONE SURGERY CENTER		21	4	16%	25
MADWAR		19	6	24%	25
SUNSHINE ASSISTED LIVING		25			25
ADVENTHEALTH MEDICAL GROUP FAMILY MEDICINE		24	1	4%	25
VASSAR BROTHERS MEDICAL CENTER LABORATORY		24	1	4%	25

COVID-19: testing by laboratory

Data through Feb 21, 2021 verified as of Feb 22, 2021 at 09:25 AM

Data in this report are provisional and subject to change.

The numbers in the table below represent the number of Florida and non-Florida residents for whom test results were received by the Department of Health. A person can be tested by more than one laboratory and can have both positive and negative results. **Therefore, the sum of the numbers in each column will be larger than the total number of people tested.**

Reporting lab	Inconclusive	Negative	Positive	Percent positive	Total
UNION CHD		22	3	12%	25
MD BEAUTY LABS, PA		23	2	8%	25
ST. CLOUD HOSPITAL		20	5	20%	25
ARCPPOINT LABS OF FORT LAUDERDALE		25			25
WESTPAC LABS		1	24	96%	25
M&V SAN JOSE MEDICAL CENTER			25	100%	25
GULFSIDE HOSPICE INC		22	3	12%	25
SOMA MEDICAL CENTER PA #3			25	100%	25
Lanier Rehab			25	100%	25
ST JOSEPHS CHILDRENS OUTREACH			25	100%	25
JUPITER MEDICAL CENTER PHYSICIANS GROUP, INC		22	3	12%	25
SOUTH FLORIDA DIALYSIS CENTER		8	17	68%	25
MINUTECLINIC DIAGNOSTIC OF RHODE ISLAND, LLC #212		25			25
RJ LEE GROUP	1	23	1	4%	25
RESIDENCE AT BAY VUE		24	1	4%	25
AMELIA ASSISTED LIVING FACILITY		25			25
MIGUEL E TREVINO MD PA		21	4	16%	25
GASTROENTEROLOGY ASSOCIATES OF PENSACOLA PA		22	3	12%	25
WOMENS CARE FLORIDA LABORATORY		25			25
COLONY CARE CENTER		16	9	36%	25
ATRIA AT ST JOSEPHS		24			24
WELLOW URGENT CARE		23	1	4%	24
SUNQUEST		3	21	88%	24
ORANGE PEDIATRICS			24	100%	24
ABL MEDICAL CARE LLC			24	100%	24
MADISON COUNTY MEMORIAL HOSP		12	12	50%	24
MARYLAND DEPARTMENT OF HEALTH			24	100%	24
SOUTH CAROLINA DEPT OF HEALTH AND ENVIRONMENT CONTROL		2	22	92%	24
SENIOR LIVING IV SUN CITY LLC		17	7	29%	24
CANTON-POTSDAM HOSPITAL LABORATORY		23	1	4%	24
HENNEPIN COUNTY MEDICAL CENTER (HCMC)		13	11	46%	24
THE LODGE AND REHABILITATION CENTER		9	15	63%	24
AVENTIS BIO-SERVICES CTL		24			24
CENTRAL FLORIDA HEALTH CARE INC WAUCHULA SITE 2		17	7	29%	24
MINUTECLINIC DIAGNOSTIC OF MICHIGAN		22	2	8%	24
STEWART MELBOURNE HOSPITAL			24	100%	24
MED PLUS FLORENCE		20	4	17%	24
HERITAGE OAKS ASSISTED LIVING & MEMORY CARE		20	4	17%	24
TARPON BAYOU CENTER			24	100%	24
THE CHAPPEL GROUP RESEARCH		24			24
PRIME CARE ONE LLC/HARBORCHASE OF VENICE			24	100%	24
AIR, LAND & SEA PHYSICALS & CONSULTATIONS, LLC		23	1	4%	24
ROCKLAND URGENT CARE FAMILY HEALTH NP		24			24
JOSEF SCHENKER MD PC		24			24
APOLLO HEALTH & REHABILITATION		18	6	25%	24
WESTMINSTER WOODS ON JULINGTON CREEK		22	2	8%	24
PHYSICIANS PRIMARY CARE OF SW FLORIDA PL		24			24

COVID-19: testing by laboratory

Data through Feb 21, 2021 verified as of Feb 22, 2021 at 09:25 AM

Data in this report are provisional and subject to change.

The numbers in the table below represent the number of Florida and non-Florida residents for whom test results were received by the Department of Health. A person can be tested by more than one laboratory and can have both positive and negative results. **Therefore, the sum of the numbers in each column will be larger than the total number of people tested.**

Reporting lab	Inconclusive	Negative	Positive	Percent positive	Total
THE COMMONWEALTH OF MASSACHUSETTS			24	100%	24
ROADS PEDIATRICS,LLC		22	2	8%	24
VILLAGES REHABILITATION AND NURSING CENTER		24			24
COURTYARDS OF ORLANDO		24			24
SENIOR HEALTH OF WINTER PARK DUNDEE		24			24
LABORATORY DYNAMICS		20	4	17%	24
HEALTH MED CENTERS		24			24
VICK STREET MANOR		24			24
RESIDENTIAL PLAZA AT BLUE LAGOON INC		21	3	13%	24
ST JOSEPHS HOSPITAL SOUTH HOSPITAL			24	100%	24
BROOKDALE UNIVERSITY HOSPITAL		22	1	4%	23
PARK WEST MEDICAL CENTER		22	1	4%	23
GRAND LIVING AT LAKEWOOD RANCH		23			23
UF HEALTH NORTH JACKSONVILLE			23	100%	23
ISLAND COAST PEDIATRICS PA		22	1	4%	23
BROOKWOOD BAPTIST MEDICAL CENTER		22	1	4%	23
BOCA TOXICOLOGY LLC		21	2	9%	23
LAKEVIEW HEALTH CARE SYSTEMS		9	14	61%	23
ADVENTHEALTH MEDICAL GROUP FAMILY & INTERNAL		9	14	61%	23
NEW JERSEY		22	1	4%	23
WUESTHOFF MEDICAL CENTER-MELBOURNE			23	100%	23
STATE LAB		2	21	91%	23
Summit Medical Group Westfield Lab		20	3	13%	23
PINELLAS 1 HOME HEALTH CARE CORP		23			23
SUMMIT MEDICAL GROUP - 75 E NORTHFIELD		21	2	9%	23
SARASOTA MEMORIAL NURSING & REHABILITATION CTR		23			23
MD NOW MEDICAL CENTERS INC		1	22	96%	23
WOODHOUSE INC		17	6	26%	23
HOLLISMED LLC		22	1	4%	23
FORT CAROLINE GARDENS, INC		21	2	9%	23
CHIPOLA MEDICAL ASSOCIATES		4	19	83%	23
THE VILLAGES REGIONAL HOSPITAL FREESTANDING		20	3	13%	23
SOUTHCOR LABORATORY		2	21	91%	23
PHYSICIANS STAT		3	20	87%	23
NOBLE SENIOR LIVING		3	20	87%	23
EP MEDICAL EQUIPMENT PHARMACY		21	2	9%	23
HUNT CLUB PEDIATRIC ASSOCIATES LLC		19	4	17%	23
COASTAL SKIN SURGERY AND DERMATOLOGY		16	7	30%	23
CORNERSTONE PEDIATRICS		14	9	39%	23
FINLAY C. LABORATORY		3	20	87%	23
UNIVERSITY HILLS HEALTH AND REHABILITATION CENTER		18	5	22%	23
MAYO CLINIC JACKSONVILLE		1	22	96%	23
URGENT CARE USA			23	100%	23
GOOD SAMARITAN HOSPITAL LABORATORY		20	3	13%	23
CARENOW - DOWNTOWN NORTH GULCH		22	1	4%	23
EGL GENETIC DIAGNOSTICS		1	22	96%	23
PALMETTO PEDIATRICS			22	100%	22

COVID-19: testing by laboratory

Data through Feb 21, 2021 verified as of Feb 22, 2021 at 09:25 AM

Data in this report are provisional and subject to change.

The numbers in the table below represent the number of Florida and non-Florida residents for whom test results were received by the Department of Health. A person can be tested by more than one laboratory and can have both positive and negative results. **Therefore, the sum of the numbers in each column will be larger than the total number of people tested.**

Reporting lab	Inconclusive	Negative	Positive	Percent positive	Total
MINUTECLINIC DIAGNOSTIC MEDICAL GROUP		20	2	9%	22
FLORIDA PEDIATRICS		6	16	73%	22
APOLLO SURGERY CENTER		20	2	9%	22
EBEIDS MD PEDIATRICS		19	3	14%	22
ADVENT HEALTH EXPRESS		9	13	59%	22
PALMS MEDICAL GROUP - LAKE CITY WEST		3	19	86%	22
NOVANT HEALTH		16	6	27%	22
ROCKLEDEGE REGIONAL MEDICAL CENTER		17	5	23%	22
FLORIDA ENDOSCOPY & SURGERY CTR LLC		22			22
ENGLEWOOD HOSPITAL AND MEDICAL CENTER		17	5	23%	22
ORLANDO CLINICAL RESEARCH CENTER		20	2	9%	22
OLIVE BRANCH HEALTH AND REHABILITATION CENTER			22	100%	22
JACKSONVILLE VA UNIVERSITY OPC	1	21			22
JOSEPH SCHENKER MD PC DBA CENTERS URGENT		19	3	14%	22
CARILLON SPORTS AND FAMILY MEDICINE		18	4	18%	22
UNIV OF NORTH ALABAMA HEALTH CENTER		21	1	5%	22
MAGNOLIA PEDIATRICS		2	20	91%	22
SUNSHINE PEDIATRICS OF CENTRAL FLORIDA PL		20	2	9%	22
MOBILE DIVISION LABORATORY		7	15	68%	22
GLEN COVE HOSPITAL		22			22
FLORIDA HOSPITAL LABS		12	10	45%	22
MARTHA'S HOUSE & ASSISTED LIVING FACILITY		22			22
STEWART MEDICAL GROUP INC			22	100%	22
CAPE CORAL HOSPITAL ABG LABORATORY		11	11	50%	22
GROWING TOGETHER PEDIATRICS, LLC		18	4	18%	22
TIFFANY LAKE CARE CENTERS INC		22			22
FIRST CHOICE PEDIATRICS LOOP		20	2	9%	22
DIACARTA INC.		22			22
COASTAL COMPLETE CARE		11	11	50%	22
SEAGRASS VILLAGE			22	100%	22
MORNINGSIDE MANOR & VILLA ADULT CARE C		22			22
TEN HEALTHCARE		6	16	73%	22
ELAN SPANISH SPRINGS		4	18	82%	22
CENTERPLACE HEALTH		3	19	86%	22
THORNBURG PEDIATRICS		21	1	5%	22
MID FLORIDA PATHOLOGY LLC		21	1	5%	22
PULSE MEDICAL GROUP INC			22	100%	22
NAPHCARE, INC.		12	10	45%	22
ADVENT HEALTH MEDICAL GROUP- FAMILY MEDICINE AT DR. PHILIPS		17	5	23%	22
INTERNATIONAL MEDICAL LABORATORY INC		21			21
MINUTE CLINIC DIAGNOSTIC OF VIRGINIA		16	5	24%	21
PHYSICIANS CARE		18	3	14%	21
CARESPOT		1	20	95%	21
HUNTINGTON STATION URGENT CARE		20	1	5%	21
MINUTECLINIC DIAGNOSTIC OF LOUISIANA		20	1	5%	21
ARCPPOINT LABS OF WEST PALM BEACH			21	100%	21
CLEARWATER EMPLOYEE HEALTH CLINIC		7	14	67%	21

COVID-19: testing by laboratory

Data through Feb 21, 2021 verified as of Feb 22, 2021 at 09:25 AM

Data in this report are provisional and subject to change.

The numbers in the table below represent the number of Florida and non-Florida residents for whom test results were received by the Department of Health. A person can be tested by more than one laboratory and can have both positive and negative results. **Therefore, the sum of the numbers in each column will be larger than the total number of people tested.**

Reporting lab	Inconclusive	Negative	Positive	Percent positive	Total
WHITE-WILSON MEDICAL CENTER		13	8	38%	21
UPMC CHAUTAUQUA AT WCA LABORATORY		20	1	5%	21
DALE MEDICAL CENTER		16	5	24%	21
ST JUDE CHILDRENS RESEARCH HOSPITAL		21			21
CARE HERE		1	20	95%	21
WILTON MANORS HEALTH & REHABILITATION CENTER		12	9	43%	21
LONG BEACH URGENT CARE		21			21
CLINICAL PATHOLOGY LABORATORIES SOUTHEAST			21	100%	21
ARDEN COURTS OF WINTER SPRINGS		18	3	14%	21
BUREAU OF PUBLIC HEALTH	1	2	18	86%	21
CRESTVIEW IMMEDIATE CARE LL			21	100%	21
ROSLYN URGENT CARE		21			21
KESHAV RX LLC		18	3	14%	21
CONNECTDX		6	15	71%	21
PRIMECARE OF DOTHAN-DALEVILLE CLINIC		16	5	24%	21
Clearwater Center		10	11	52%	21
BITTINGS APOTHECARY INC		17	4	19%	21
GREEN GABLES ASSISTED LIVING FACILITY		21			21
MINUTECLINIC, LLC #08366		16	5	24%	21
FORT SANDERS REGIONAL LABORATORY		21			21
WE SCREEN LLC		21			21
GRAND VILLA OF ST. PETERSBURG		19	2	10%	21
ROCKLEDGE FAMILY HEALTH			21	100%	21
ASSISTED LIVING OF BROWARD		21			21
AESTHETIC SURGERY CENTER OF WINTER PARK, THE		20	1	5%	21
VIRTUA		17	4	19%	21
ESTATES MEDICAL CENTER		12	8	40%	20
HEALTHY MINORS, LLC.		20			20
BROOKDALE MANDARIN CENTRAL		7	13	65%	20
RAINBOW PEDIATRIC CENTER		2	18	90%	20
PONCE PLAZA NURSING & REHAB CENTER		4	16	80%	20
SANFORD PEDIATRIC ASSOCIATES, PA		18	2	10%	20
BEST MEDICAL CENTER		11	9	45%	20
CITRUS CARE CLINIC			20	100%	20
JEFFERSON K-12, A SOMERSET SCHOOL- CLINIC		17	3	15%	20
HOLIDAY MEDICAL ASSOCIATES		1	19	95%	20
HENDRY REGIONAL CORPORATE HEALTH			20	100%	20
COMMUNITY HEALTH OF SOUTH FLORIDA			20	100%	20
TOTAL ACCESS URGENT CARE			20	100%	20
NEW YORK METHODIST HOSPITAL		16	4	20%	20
HOWARD BEACH URGENT CARE		20			20
SOUTH CAROLINA DEPARTMENT OF HEALTH			20	100%	20
KIVA AT CANTERBURY, LLC		20			20
MEDICAL EXPRESS CORP		18	2	10%	20
PROFESSIONAL PARK PEDIATRICS PA			20	100%	20
ODYSSEY HEALTHCARE OF MARION COUNTY, LLC		19	1	5%	20
WINSHIPS PHARMACY INC		20			20

COVID-19: testing by laboratory

Data through Feb 21, 2021 verified as of Feb 22, 2021 at 09:25 AM

Data in this report are provisional and subject to change.

The numbers in the table below represent the number of Florida and non-Florida residents for whom test results were received by the Department of Health. A person can be tested by more than one laboratory and can have both positive and negative results. **Therefore, the sum of the numbers in each column will be larger than the total number of people tested.**

Reporting lab	Inconclusive	Negative	Positive	Percent positive	Total
WINTER PARK FAMILY PRACTICE LLC		17	3	15%	20
BAY PEDIATRICS PA		18	2	10%	20
ADIRONDACK MEDICAL CENTER		20			20
SHORE MEMORIAL HOSPITAL		17	3	15%	20
CIGNA PBSO WEST PALM			20	100%	20
TGH MEDICAL GROUP LABORATORY CARROLLWOOD			20	100%	20
MEDEXPRESS URGENT CARE - BLOOMINGTON		17	3	15%	20
NEWYORK-PRESBYTERIAN/ LAWRENCE HOSPITAL LABORATORY		18	2	10%	20
BOCA SIMON LAB		1	19	95%	20
MORRIS PARK URGENT CARE		17	3	15%	20
LAKE WORTH MANOR		19	1	5%	20
HALIFAX HEALTH URGENT CARE		3	17	85%	20
POINT OF CARE CLINICS PRIMARY CARE		20			20
REDITUS LABORATORIES			20	100%	20
GERALD J KIVETT MD		18	2	10%	20
BETHESDA HEALTH PHYSICIAN GROUP INC			20	100%	20
HARBOUR ISLAND PEDIATRICS		12	8	40%	20
ALAN SERURE MD		20			20
ROBERT H JENKINS JR VETERANS' DOMICILIARY HOME OF		17	3	15%	20
JUPITER MEDICAL CENTER			20	100%	20
ERIC C MARSHAL MD, PC DBA MINUTECLINIC		19	1	5%	20
CONSOLIDATED LAB SERVICES		10	10	50%	20
ISLAND LAKE CENTER		4	16	80%	20
CL BRUMBACK PRIMARY CARE CLINIC LANTANA		2	18	90%	20
TOTTENVILLE CIRCLE URGENT CARE		20			20
CARESPOT OF NOCATEE		1	19	95%	20
UAH STUDENT HEALTH CENTER		13	7	35%	20
MED HEALTH SERVICES		18	1	5%	19
GUIDEWELL EMERGENCY MEDICINE DOCTORS LLC		4	15	79%	19
ALL PEDIATRIC CARE			19	100%	19
BIOREFERENCE LABORATORIES INC		3	16	84%	19
CARDIOLOGY AND MEDICINE ASSOCIATES INC		19			19
BRIDGEWAY HEALTH CLINICS INC			19	100%	19
JACKSON NORTH MEDICAL CENTER		2	17	89%	19
BAYVIEW MEDICAL		19			19
Sovereign Laboratory Services, LLC		17	2	11%	19
BAYFRONT HMA CONVENIENT CARE, LLC		2	17	89%	19
ADVANCED URGENT CARE CENTER		7	12	63%	19
GRACE WELLNESS CENTER		8	11	58%	19
SOLE HEALTH LLC		19			19
FLORIDA COMMUNITY HEALTH CENTER OF ST. LUCIE		1	18	95%	19
MONROE COUNTY DETENTION CENTER			19	100%	19
CORE LABORATORY		1	18	95%	19
GOOD SAMARITAN SOCIETY OF DAYTONA		16	3	16%	19
SUNCOAST TECHNICAL COLLEGE SCHOOL OF HEALTH		19			19
MARATHON HEALTH FOR LIFE		16	3	16%	19
SEVEN RIVERS REGIONAL MEDICAL CENTER		5	14	74%	19

COVID-19: testing by laboratory

Data through Feb 21, 2021 verified as of Feb 22, 2021 at 09:25 AM

Data in this report are provisional and subject to change.

The numbers in the table below represent the number of Florida and non-Florida residents for whom test results were received by the Department of Health. A person can be tested by more than one laboratory and can have both positive and negative results. **Therefore, the sum of the numbers in each column will be larger than the total number of people tested.**

Reporting lab	Inconclusive	Negative	Positive	Percent positive	Total
ASURANCE SCIENTIFIC LABORATORIES		19			19
ANYLABTESTNOW		6	13	68%	19
MICHELLE S PAGE MD PA		18	1	5%	19
JUST FOR KIDS PEDIATRICS		5	14	74%	19
COOPER HEALTHCARE		19			19
ROWLETT MIDDLE ACADEMY		17	2	11%	19
ROYAL PALM MEDICAL GROUP, INC		19			19
AMERICAN HEALTH ASSOCIATES INC		3	16	84%	19
Wesley Place on Honeysuckle		17	2	11%	19
REGENCY SQUARE MALL - SEARS		3	16	84%	19
NO NAME		8	11	58%	19
WELLMED AT LAKE COPELAND		13	6	32%	19
INTEGRATED REGIONAL LABORATORIES - LARGO			19	100%	19
OMEGA LABORATORIES		15	4	21%	19
TIMBERLANE LODGE ALF	1	11	7	37%	19
OHIO CVS STORES, LLC DBA		17	2	11%	19
LOVING CARE OF THE TREASURE COAST LLC	1	13	5	26%	19
SONATA BOYNTON BEACH		17	2	11%	19
LAB INTERMARKET FACILITY LAB		1	18	95%	19
NANO HEALTH ASSOCIATES LLC		19			19
TEXAS DEPARTMENT OF STATE HEALTH SERVICES		3	16	84%	19
GRAND VILLA OF ALTAMONTE SPRINGS		12	7	37%	19
ST VINCENT'S EAST		17	2	11%	19
STONE WASH CLINICAL LABORATORIES		2	17	89%	19
MINIMALLY INVASIVE VASCULAR INC		17	2	11%	19
ESOTERIX GENETIC LABORATORIES		16	3	16%	19
BARTON FAMILY PRACTICE		8	11	58%	19
BAPTIST URGENT CARE		16	3	16%	19
NEW YORK PRESBYTERIAN - ALLEN HOSPITAL		19			19
CLERMONT ADVENTHEALTH CENTRA CARE		1	18	95%	19
TOTAL RENAL LABORATORIES INC		13	5	28%	18
HUNT CLUB MEDICAL		13	5	28%	18
CENTRAL FLORIDA PEDIATRIC URGENT CARE LLC		16	2	11%	18
GUARDANT HEALTH		13	5	28%	18
CHARLOTTE CHD PORT CHARLOTTE		14	4	22%	18
GENERAL INTERNAL MEDICINE MEDICAL CTR CLINIC		13	5	28%	18
ST. JUDES LABORATORIES		12	6	33%	18
VIERA FAMILY MEDICINE AND WELLNESS		14	4	22%	18
TENNESSEE DEPARTMENT OF HEALTH		14	4	22%	18
BOZEMAN HEALTH DEACONESS HOSPITAL		13	5	28%	18
BAPTIST HEALTH URGENT CARE AT WEST BOCA		18			18
BASSETTI & ASSOCIATES, MD, PA			18	100%	18
MINUTECLINIC DIAGNOSTIC OF RHODE ISLAND, LLC #590		17	1	6%	18
OSCEOLA ALF OPERATOR, LLC DBA□		18			18
WALGREEN EASTERN CO, INC		18			18
OCALA OAKS REHABILITATION CENTER		12	6	33%	18
FUTURE PEDIATRICS		15	3	17%	18

COVID-19: testing by laboratory

Data through Feb 21, 2021 verified as of Feb 22, 2021 at 09:25 AM

Data in this report are provisional and subject to change.

The numbers in the table below represent the number of Florida and non-Florida residents for whom test results were received by the Department of Health. A person can be tested by more than one laboratory and can have both positive and negative results. **Therefore, the sum of the numbers in each column will be larger than the total number of people tested.**

Reporting lab	Inconclusive	Negative	Positive	Percent positive	Total
DEPT OF VA MEDICAL CENTER - BAY PINES			18	100%	18
SOUTH NASSAU COMMUNITIES HOSPITAL		14	4	22%	18
ALL AMERICAN URGENT CARE			18	100%	18
ENCOMPASS HEALTH REHABILITATION HOSPITAL OF SARASOTA		18			18
MARQUES PEDIATRICS			18	100%	18
DASCENA, INC		15	3	17%	18
FAMILY CARE CYPRESS CREEK		1	17	94%	18
FLORIDA HOSPITAL WINTER GARDEN		15	3	17%	18
WALGREENS COVID-19		14	4	22%	18
OCEANSIDE URGENT CARE		18			18
UTAH DEPARTMENT OF HEALTH			18	100%	18
MINUTECLINIC DIAGNOSTIC PA		16	2	11%	18
FLUSHING HOSPITAL MEDICAL CENTER		15	3	17%	18
XPRESS WELLNESS URGENT CARE			18	100%	18
KIVA AT CANTERBURY		1	17	94%	18
HARTFORD HOSPITAL ANCILLARY LAB		17	1	6%	18
UM MILLER SCHOOL OF MEDICINE			18	100%	18
CABOT RESERVE ON THE GREEN		18			18
DIXIE COUNTY HEALTH DEPARTMENT		11	7	39%	18
WELLMED AT PLANT CITY		10	8	44%	18
TPCA CLINICAL LABORATORIES		15	3	17%	18
SPRINGWOOD COURT		13	5	28%	18
COMMONWEALTH OF MASSACHUSETTS			18	100%	18
MINUTE CLINIC DIAGNOSTIC OF VIRGINIA, LLC		18			18
MINUTECLINIC DIAGNOSTIC OF ILLINOIS L		15	3	17%	18
GENTIVA HEALTH SERVICES		16	2	11%	18
SIDDH INC DBA SAN CARLOS PHARMACY		16	2	11%	18
MARION COUNTY HEALTH DEPARTMENT		17	1	6%	18
MOORINGS PARK OAKSTONE AT GREY OAKS		17	1	6%	18
AURORA DIAGNOSTICS		6	12	67%	18
MADISON CORE LABORATORIES		17	1	6%	18
COASTAL FAMILY PRACTICE		10	8	44%	18
MINUTECLINIC DIAGNOSTIC OF NORTH CAROLINA PC		15	3	17%	18
MCWHORTER SCHOOL OF PHARMACY		18			18
GLEN OAKS URGENT CARE		16	1	6%	17
ORLANDO FAMILY MEDICINE		7	10	59%	17
MD PLUS URGENT CARE, LLC			17	100%	17
CARENOW URGENT CARE-BRENTWOOD		11	6	35%	17
PEDIATRIC ASSOCIATES PA		16	1	6%	17
URGENT TEAM		14	3	18%	17
URGENT CARE WEST CLINIC		14	3	18%	17
HELIX DIAGNOSTICS			17	100%	17
ST ELIZABETH MEDICAL CENTER LABORATORY		16	1	6%	17
HEALTHCARE NOW			17	100%	17
Z UROLOGY		17			17
LAKELAND HILLS CENTER		10	7	41%	17
BAYCARE HEALTH SYSTEMS, LLC			17	100%	17

COVID-19: testing by laboratory

Data through Feb 21, 2021 verified as of Feb 22, 2021 at 09:25 AM

Data in this report are provisional and subject to change.

The numbers in the table below represent the number of Florida and non-Florida residents for whom test results were received by the Department of Health. A person can be tested by more than one laboratory and can have both positive and negative results. **Therefore, the sum of the numbers in each column will be larger than the total number of people tested.**

Reporting lab	Inconclusive	Negative	Positive	Percent positive	Total
RESOLVE MOLECULAR DIAGNOSTICS		13	4	24%	17
MARCO DRUGS AND COMPOUNDING		13	4	24%	17
PARRISH HEALTH CENTER		14	3	18%	17
VALLEY IMMEDIATE CARE		15	2	12%	17
GENETIC TECHNOLOGICAL INNOVATIONS			17	100%	17
FUNGAL REFERENCE LABORATORY		12	5	29%	17
PRIMARY CARE MEDICINE	1	13	3	18%	17
BROOKDALE ST AUGUSTINE			17	100%	17
BAYCARE MEDICAL GROUP INC			17	100%	17
TRINITY MEDICAL ASSOCIATES LLC			17	100%	17
URGENT CARE AT LONGWOOD			17	100%	17
MINUTECLINIC DIAGNOSTICS MEDICAL GROUP		16	1	6%	17
INN AT LAKE SEMINOLE SQUARE, THE		17			17
TENDER CARE ALF		17			17
MASSACHUSETTS GENERAL HOSPITAL		1	16	94%	17
49D2045214PHYSICIAN OFFICE WAIVER MEDEXPRESS URGENT CARE - HARRISONBU		8	9	53%	17
MINUTECLINIC, LLC, DBA MINUTECLINIC #5		14	3	18%	17
UVMC MICROBIOLOGY		16	1	6%	17
ASCENSION ST VINCENT'S PRIMARY CARE			17	100%	17
DIEGO FALLON MD PA		6	11	65%	17
JESSIE TRICE COMMUNITY HEALTH SYSTEM, INC		1	16	94%	17
SHELBY BAPTIST MEDICAL CENTER		12	5	29%	17
ROSS MEDICAL GROUP			17	100%	17
COAST MED URGENT CARE		16	1	6%	17
BROOKDALE CROWN POINT			17	100%	17
BHA CENTRAL COUNTY CLINIC		1	16	94%	17
OCEAN REEF MEDICAL CENTER, LLC			17	100%	17
CRANES VIEW LODGE			17	100%	17
BAY BREEZE HEALTH AND REHABILITATION CENTER		9	8	47%	17
WELLINGTON FAMILY PRACTICE		13	4	24%	17
THE CANOPY AT HARPER LAKE	1		16	94%	17
Floral Health and Rehabilitation, LLC		16	1	6%	17
CLEVELAND CLINIC			16	100%	16
CAREHERE- LCS LEESBURG			16	100%	16
PANAMA CITY VITAS HOSPICE		16			16
STARLING AT NOCATEE			16	100%	16
BONIFAY NURSING AND REHABILITATION CENTER			16	100%	16
MINUTE CLINIC DIAGNOSTIC OF NEW JERSEY		16			16
ROBERT WOOD JOHNSON UNIVERSITY HOSP		14	2	13%	16
PRATTVILLE BAPTIST HOSPITAL		13	3	19%	16
URGENT CARE CLINIC OF LINCOLN		14	2	13%	16
PRO HEALTH FAMILY PHYSICIANS, NYSTROM		16			16
MINUTECLINIC DIAGNOSTIC OF TEXAS		13	3	19%	16
ADEPT INPATIENT MEDICAL SERVICES PC		16			16
STATEN ISLAND UNIVERSITY HOSPITAL		15	1	6%	16
CARESPOT EXPRESS HEALTHCARE			16	100%	16
ADVENT HEALTH - ZEPHYRHILLS			16	100%	16

COVID-19: testing by laboratory

Data through Feb 21, 2021 verified as of Feb 22, 2021 at 09:25 AM

Data in this report are provisional and subject to change.

The numbers in the table below represent the number of Florida and non-Florida residents for whom test results were received by the Department of Health. A person can be tested by more than one laboratory and can have both positive and negative results. **Therefore, the sum of the numbers in each column will be larger than the total number of people tested.**

Reporting lab	Inconclusive	Negative	Positive	Percent positive	Total
Citymd Of Lacey		14	2	13%	16
SRMC AVALON		9	7	44%	16
ST AUGUSTINE PLANTATION		1	15	94%	16
ADVENTHEALTH MEDICAL GROUP PULMONOLOGY		14	2	13%	16
XERA MED RESEARCH			16	100%	16
HEALTH CENTRAL HOSPITAL			16	100%	16
COMMUNITY HOME HEALTH CARE		16			16
LEE COMMUNITY HEALTHCARE - LEHIGH		15	1	6%	16
MAITLAND PRIMARY CARE		9	7	44%	16
COLLIER COUNTY JAIL		16			16
MINUTECLINIC DIAGNOSTIC OF TN PC #378		15	1	6%	16
MEDICINE AT LONGWOOD		16			16
MEDEXPRESS URGENT CARE LEWISBURG		15	1	6%	16
JS HEALTHCARE INC		16			16
REHAB AND HEALTHCARE CENTER OF CAPE CORAL		16			16
REGENEXX TAMPA BAY		14	2	13%	16
Grand Villa of Deerfield Beach		14	2	13%	16
OKEECHOBEE HEALTHCARE FACILITY			16	100%	16
JOSEF SCHENKER MD PC DBA CENTERS URGENT		15	1	6%	16
PROMEDICA LABORATORIES		11	5	31%	16
MILLENNIUM PHYSICIAN GRP LLC NAPLES PINE RIDGE			16	100%	16
MINUTECLINIC DIAGNOSTIC OF PENNSYLVANI		16			16
ST CATHERINE OF SIENA HOSPITAL		14	2	13%	16
ALL FLORIDA FAMILY & SPORTS MEDICINE		15	1	6%	16
INTERNAL MEDICINE ASSOCIATES & SPECIALTIES INC		15	1	6%	16
CLEVELAND CLINIC FLORIDA		1	15	94%	16
NOVANT HEALTH GOHEALTH URGENT CARE-HARRISBURG		8	8	50%	16
FAST TRACK URGENT CARE CENTER - TYRONE			16	100%	16
SOMA MEDICAL CENTER PA			16	100%	16
AUBURN COMMUNITY HOSPITAL		14	2	13%	16
BAY COUNTY HEALTH DEPARTMENT		12	4	25%	16
NORTHWEST FLORIDA SLEEP		1	15	94%	16
JOSEPH MIGNOGNA		13	3	19%	16
MIRIMUS INC		1	15	94%	16
Lab MSMC Hialeah			16	100%	16
BAPTIST MEMORIAL HEALTH CARE		14	2	13%	16
CRUCIAL CARE		10	6	38%	16
DARDEN WELLNESS CENTER		13	3	19%	16
ALBIBI		1	15	94%	16
CALLAWAY CLINIC		10	5	33%	15
HOLLEY-NAVARRE MEDICAL CLINIC		5	10	67%	15
STAT MEDICAL CLINIC III INC		10	5	33%	15
BLOUNT MEMORIAL HOSPITAL		13	2	13%	15
ADVENT HEALTH - KISSIMMEE		5	10	67%	15
DOCTORS MEDICAL CENTER OF WALTON COUNTY CLINIC			15	100%	15
MINUTECLINIC #8699		12	3	20%	15
FLORIDA DEPARTMENT OF HEALTH IN HILLSBOROUGH COUNTY		1	14	93%	15

COVID-19: testing by laboratory

Data through Feb 21, 2021 verified as of Feb 22, 2021 at 09:25 AM

Data in this report are provisional and subject to change.

The numbers in the table below represent the number of Florida and non-Florida residents for whom test results were received by the Department of Health. A person can be tested by more than one laboratory and can have both positive and negative results. **Therefore, the sum of the numbers in each column will be larger than the total number of people tested.**

Reporting lab	Inconclusive	Negative	Positive	Percent positive	Total
ENCOMPASS HEALTH REHABILITATION HOSPITAL OF PANAMA CITY		10	5	33%	15
CHURCH OF SCIENTOLOGY FLAG SERVICE ORGANIZATION		14	1	7%	15
AJU GEORGE MD PA			15	100%	15
TMH FSU RAPID LABORATORY		2	13	87%	15
TELEVISIT MALABAR PEDIATRICS		5	10	67%	15
PALM BEACH GARDENS MEDICAL CENTER			15	100%	15
MEADOWCREST MOLECULAR DIAGNOSTICS, LLC			15	100%	15
MINUTECLINIC MINUTECLINIC #8746		14	1	7%	15
ADVENTHEALTH MEDICAL GROUP MULTISPECIALTY			15	100%	15
MILTON 4707		15			15
EAR NOSE & THROAT ASSOCIATES OF MANATEE PA		15			15
BVL PEDIATRICS		14	1	7%	15
COMMUNITY HEALTH OF SOUTH FLORIDA INC			15	100%	15
PATHLINE			15	100%	15
PALM BAY FAMILY PRACTICE		4	11	73%	15
BAPTIST MEDICAL CENTER EAST		11	4	27%	15
FORT VALLEY STATE UNIVERSITY		15			15
Astoria Health and Rehab		15			15
MEDEXPRESS URGENT CARE, MOON TOWNSHIP		14	1	7%	15
LAKEWOOD RANCH MEDICAL CENTER CLINICAL LAB			15	100%	15
NORTHWEST FLORIDA COMMUNITY HOSPITAL 3RD FLOOR		14	1	7%	15
BAYCARE MEDICAL GROUP INC			15	100%	15
INTERIM HEALTHCARE OF NORTHWEST FLORIDA INC		13	2	13%	15
MINUTECLINIC, LLC, DBA MINUTECLINIC #2544		14	1	7%	15
COLLEGE POINT URGENT CARE		13	2	13%	15
MEDEXPRESS URGENT CARE - TIMBERLAKE		14	1	7%	15
WALK IN URGENT CARE			15	100%	15
ORLANDO HEALTH		2	13	87%	15
MINUTECLINIC DIAGNOSTIC OF MICHIGAN PC		14	1	7%	15
FAMILY CARE			15	100%	15
BESSENT ROAD GROUP HOME		15			15
EXPRESS FAMILY CARE LLC			15	100%	15
DIATHERIX		13	2	13%	15
MEDI STATION			15	100%	15
CUSTEAD CARE CENTER HAVEN HOSPICE		12	3	20%	15
HODGES CLUSTER		2	13	87%	15
SINAI HOSPITAL OF BALTIMORE		15			15
BAYLOR GENETICS		6	9	60%	15
FORT HAMILTON URGENT CARE		15			15
EASTLAKE PEDIATRICS - TRINITY		15			15
FAMILY CARE CENTER OF ARLINGTON		10	5	33%	15
MULBERRY'S MOBILE PROVIDER SERVICES LLC		1	14	93%	15
GRAND VILLA OF NEW PORT RICHEY		8	6	43%	14
GENEXPERT			14	100%	14
RIVERSIDE COTTAGES AT THE SHORES, LLC			14	100%	14
INDIANA STATE DEPARTMENT OF HEALTH		1	13	93%	14
MELBOURNE FAMILY PRACTICE		12	2	14%	14

COVID-19: testing by laboratory

Data through Feb 21, 2021 verified as of Feb 22, 2021 at 09:25 AM

Data in this report are provisional and subject to change.

The numbers in the table below represent the number of Florida and non-Florida residents for whom test results were received by the Department of Health. A person can be tested by more than one laboratory and can have both positive and negative results. **Therefore, the sum of the numbers in each column will be larger than the total number of people tested.**

Reporting lab	Inconclusive	Negative	Positive	Percent positive	Total
FORT WALTON BEACH DEVELOPMENTAL CENTER		13	1	7%	14
POLK CHD BARTOW		13	1	7%	14
WEEMS MEMORIAL HOSPITAL		10	4	29%	14
MINUTECLINIC DIAGNOSTIC OF LOUISIANA,		13	1	7%	14
TALLAHASSEE PRIMARY CARE ASSOCIATES PA		12	2	14%	14
BENTON HOUSE OF PORT ORANGE		8	6	43%	14
BOCA SIMON		2	12	86%	14
BREVARD HEALTH ALLIANCE INC, THE		9	5	36%	14
NORTHWEST FLORIDA ENT, PA		5	9	64%	14
SOUTHEASTERN LABORATORY			14	100%	14
STATMED OCALA			14	100%	14
PULSE & REMEDY LLC			14	100%	14
TANVIR H SHAGAR NP		14			14
OPIS ISLAND LAKE CENTER		13	1	7%	14
PBSO WEST PALM FAMILY PRACTICE		1	13	93%	14
The Evangelical Lutheran Good Samaritan Society		14			14
STEINHATCHEE DRUGS		11	3	21%	14
SANDALWOOD NURSING CENTER		14			14
MEDEMERGE		13	1	7%	14
LAKE HOWARD HEIGHTS	1	11	2	14%	14
EPIPHANY HEALTH		8	6	43%	14
ST CLOUD MEDICAL GROUP		12	2	14%	14
TREASURE COAST URGENT CARE			14	100%	14
MEDEXPRESS URGENT CARE - ROBINSON TWP, STEUBENVILLE PIKE		12	2	14%	14
TREEHOUSE PEDIATRICS & FAMILY CARE		14			14
CONCIMED LLC		13	1	7%	14
UC HEALTH UNIVERSITY HOSPITAL		11	3	21%	14
SOUTHEASTERN UNIVERSITY INC		14			14
HARLEM HOSPITAL CENTER		13	1	7%	14
MC DIAGNOSTIC OF CONNECTICUT, PC #775		13	1	7%	14
ARDEN COURTS OF PALM HARBOR			14	100%	14
SHERMAN-ABRAMS LABORATORY INC		11	3	21%	14
MORTON PLANT MEASE			14	100%	14
MI CASA DORADA ASSISTED LIVING FACILIT		14			14
Consulate Health Care of Jacksonville			14	100%	14
ALAN L MELOTEK MD		14			14
Terrace of Jacksonville			14	100%	14
HUDSON VALLEY HOSPITAL CENTER LABORATORY		13	1	7%	14
Belleair Healthcare Center		8	6	43%	14
HEALTHFIRST ADVENT HEALTH CENTRA CARE COCOA BEACH			14	100%	14
ST ANTHONY'S HOSP PATIENT CARE SERVICE			14	100%	14
UNIVERSITY LAB			14	100%	14
GRAND VILLA OF ORMOND BEACH		12	2	14%	14
OAKMONTE VILLAGE OF DAVIE			14	100%	14
KINDRED HOSPITAL OCALA		12	2	14%	14
DAVITA DIALYSIS		4	10	71%	14
OPTIONS FOR SENIORS INC DBA PALM KREST MANOR		12	2	14%	14

COVID-19: testing by laboratory

Data through Feb 21, 2021 verified as of Feb 22, 2021 at 09:25 AM

Data in this report are provisional and subject to change.

The numbers in the table below represent the number of Florida and non-Florida residents for whom test results were received by the Department of Health. A person can be tested by more than one laboratory and can have both positive and negative results. **Therefore, the sum of the numbers in each column will be larger than the total number of people tested.**

Reporting lab	Inconclusive	Negative	Positive	Percent positive	Total
NORTHWESTERN MEMORIAL HOSPITAL			14	100%	14
SIGMUND LABS LLC		14			14
ST JOSEPH HOSPITAL		13	1	7%	14
NORTHEAST FLORIDA STATE HOSP-NURSING		13			13
CITY OF CAPE CORAL		12	1	8%	13
COVANCE CENTRAL LABORATORY			13	100%	13
BELLEVUE HOSPITAL CENTER DEPARTMENT		13			13
AVALON MEDICAL WALK IN CLINIC			13	100%	13
MONTEFIORE ST LUKE'S CORNWALL HOSPITAL		10	3	23%	13
NEWPATH DIAGNOSTICS		7	6	46%	13
CVS NY4098030POCT NEW YORK		13			13
GLENBROOKE AT PALM BAY			13	100%	13
FLORIDA MEDICAL CLINIC IM MLK		9	4	31%	13
SOMA MEDICAL CENTER # 4		2	11	85%	13
METROPOLITAN CHARITIES INC		12	1	8%	13
SHELBY COUNTY HEALTH CARE CORPORATION		10	3	23%	13
CAREATC			13	100%	13
MAINSTREET FAMILY SELECT		1	12	92%	13
SUMMERGATE PHARMACY		12	1	8%	13
COMPREHENSIVE CHILDCARE ASSOCIATES		8	5	38%	13
CROSS CARE CENTER			13	100%	13
ESCAMBIA COMMUNITY CLINIC		2	11	85%	13
WORLD WRESTLING ENTERTAINMENT			13	100%	13
EAR NOSE AND THROAT ASSOCIATES OF MANATEE, P.A.		10	3	23%	13
LONG ISLAND JEWISH VALLEY STREAM		12	1	8%	13
PREMIER LABORATORY SERVICES, LLC		5	8	62%	13
MINUTECLINIC DIAGNOSTIC OF TN, PC 374		9	4	31%	13
MINUTECLINIC DIAGNOSTIC OF TN, PC 6438		11	2	15%	13
INTERMOUNTAIN CENTRAL LAB		1	12	92%	13
ARNOT OGDEN MEDICAL CENTER LABORATORY		13			13
FLORIDA STATE HOSPITAL			13	100%	13
PRIMARY CARE WALK IN CLINIC PLLC			13	100%	13
ORCHID COVE		3	10	77%	13
SOUTHEAST FAMILY HEALTHCARE CENTER			13	100%	13
PHELPS HOSPITAL LABORATORY		11	2	15%	13
ORANGE REGIONAL MEDICAL CENTER LABORATORY		10	3	23%	13
HARBOR CHASE OF JACKSONVILLE			13	100%	13
NOVALIFE MEDSPA			13	100%	13
MINUTECLINIC DIAGNOSTIC OF TN PC #6435		13			13
MINUTECLINIC DIAGNOSTIC OF TN PC #566		11	2	15%	13
ROCKLEDGE		3	10	77%	13
Sunnyside Care Center		13			13
LUCID DIAGNOSTICS LABS			13	100%	13
VILLA OF KINGS AND QUEENS OF DELRAY		13			13
Grand Villa of Clearwater		11	2	15%	13
ELTINGVILLE CIRCLE URGENT CARE		13			13
UNIVERSITY HOSPITAL UC HEALTH		9	4	31%	13

COVID-19: testing by laboratory

Data through Feb 21, 2021 verified as of Feb 22, 2021 at 09:25 AM

Data in this report are provisional and subject to change.

The numbers in the table below represent the number of Florida and non-Florida residents for whom test results were received by the Department of Health. A person can be tested by more than one laboratory and can have both positive and negative results. **Therefore, the sum of the numbers in each column will be larger than the total number of people tested.**

Reporting lab	Inconclusive	Negative	Positive	Percent positive	Total
CLINICAL LABORATORY SERVICES			13	100%	13
PARKWEST MEDICAL CENTER		11	2	15%	13
CVS MINUTE CLINIC DIAGNOSTIC OF TEXAS LLC		10	3	23%	13
BROOKLYN HOSPITAL CENTER DOWNTOWN CAMPUS		13			13
A AND R RESEARCH GROUP LLC		10	3	23%	13
IN-OFFICE LAB		12	1	8%	13
PROHEALTH CARE ASSOCIATES MOBILE		10	3	23%	13
WEEMS MEDICAL CENTERS		9	4	31%	13
ADVENT HEALTH - WINTER HAVEN		7	6	46%	13
VRL EUROFINs - HAWAII		13			13
MAIN STREET MEDICAL CENTER OF CRESTVIEW PA		1	12	92%	13
BAYA URGENT CARE LLC		1	12	92%	13
BROOKDALE DELAND			13	100%	13
VALDOSTA FAMILY MEDICINE		1	12	92%	13
A LILIKO'I PHARMACY LLC		13			13
GENETIC TECHNOLOGICAL INNOVATIONS, LLC		1	12	92%	13
ACCESS HEALTH CARE PHYSICIANS LLC		4	9	69%	13
HORIZON MEDICAL GROUP		11	2	15%	13
BRYAN WHITFIELD MEMORIAL HOSPITAL		8	5	38%	13
DYNAMIC DNA LAB		1	12	92%	13
GEORGE W FERGUSON MD-CONCIERGE MEDICAL SERVICES PL		11	1	8%	12
YORKVILLE PEDIATRIC URGENT CARE		12			12
GNT ASSOCIATES		11	1	8%	12
FORT PIERCE FAMILY CARE INC		6	6	50%	12
FLORIDA DEPT OF HEALTH		4	8	67%	12
SARASOTA - ROBERT L TAYLOR COMMUNITY CENTER		1	11	92%	12
PARROTT MEDICAL CLINIC			12	100%	12
ST VINCENT'S URGENT CARE		9	3	25%	12
GLEN OAKS HEALTH AND REHABILITATION CENTER			12	100%	12
CVS MINUTE CLINIC, LLC		10	2	17%	12
WACO HHSSURGEWACO	1	10	1	8%	12
ST PETER'S UNIVERSITY HOSPITAL		9	3	25%	12
NATIONAL GENETICS INST LABCORP		4	8	67%	12
ADVENTHEALTH MEDICAL GROUP CARE CLINIC AT		8	4	33%	12
FLORIDA PRESBYTERIAN HOMES INC		11	1	8%	12
TNC WALK IN CLINIC		9	3	25%	12
WOODLAND TOWERS		6	6	50%	12
NAPLES GREEN VILLAGE		12			12
PANCARE HEALTH - WEWA ELEMENTARY			12	100%	12
METHODIST MEDICAL CENTER		9	3	25%	12
HIGHLANDS COUNTY FIRE RESCUE		12			12
SUMMIT ATLANTIC SURGERY CENTER		12			12
CLINIC OF PEDIATRICS & GI MEDICINE INC			12	100%	12
INNOVATIVE RESEARCH OF WEST FLORIDA		9	3	25%	12
LAB UNKNOWN		1	11	92%	12
BROWARD DIALYSIS			12	100%	12
HOPE HEALTHCARE		12			12

COVID-19: testing by laboratory

Data through Feb 21, 2021 verified as of Feb 22, 2021 at 09:25 AM

Data in this report are provisional and subject to change.

The numbers in the table below represent the number of Florida and non-Florida residents for whom test results were received by the Department of Health. A person can be tested by more than one laboratory and can have both positive and negative results. **Therefore, the sum of the numbers in each column will be larger than the total number of people tested.**

Reporting lab	Inconclusive	Negative	Positive	Percent positive	Total
MADISON COUNTY HEALTH DEPARTMENT		5	7	58%	12
IREPERTOIRE_MOL_LAB		12			12
MERIDIAN AT WATERWAYS, THE		10	2	17%	12
ENCOMPASS HOME HEALTH OF THE SOUTHEAST LLC		12			12
THE PALMS PHARMACY, INC		11	1	8%	12
STEWART MELBOURNE HOSPITAL, INC	1		11	92%	12
CVS TN5639POCT FARRAGUT		10	2	17%	12
SOMA MEDICAL CENTER, P.A.			12	100%	12
OHIO STATE UNIVERSITY MEDICAL CENTER			12	100%	12
VERITAS RESEARCH CORP			12	100%	12
TLC FAMILY CARE HOME INC		12			12
URGENT CARE USA LLC		1	11	92%	12
MERCY MEDICAL CENTER		5	7	58%	12
BROOKDALE CITRUS			12	100%	12
LPG PULMONOLOGY-COCONUT POINT		10	2	17%	12
LEON CHD		12			12
FAMILY MEDICINE AT LONGWOOD			12	100%	12
ADVENTHEALTH MEDICAL GROUP		9	3	25%	12
APPLE DIAGNOSTICS LAB		5	7	58%	12
ORMOND MEDICAL ARTS		3	9	75%	12
ALASKA PUBLIC HEALTH LAB		1	11	92%	12
COLLIER COUNTY HEALTH DEPT.		7	5	42%	12
Lady Lake Specialty Care			12	100%	12
HAVEN HOSPICE			12	100%	12
THE PLAZA AT PARKSQUARE		12			12
AVENTURA HOSPITAL AND MEDICAL CENTER			12	100%	12
JFK MEDICAL CENTER NORTH LAB		1	11	92%	12
MEDEXPRESS URGENT CARE-ALTOONA		10	2	17%	12
UNIVERSITY OF MIAMI MILLER SCHOOL			12	100%	12
MI2297090CV HOLLAND-23D2189684		12			12
ACADIAN DIAGNOSTIC LABORATORIES		8	4	33%	12
LIFE CARE OF PORT SAINT LUCIE		3	9	75%	12
BAPTIST PRIMARY CARE PONTE VEDRA		6	6	50%	12
FHCP-PORT ORANGE		3	9	75%	12
MEDEXPRESS URGENT CARE - SEMINOLE SQUA		10	2	17%	12
MIAMI BEACH MEDICAL GROUP LLC			12	100%	12
MIRACLE ALF INC		12			12
WALGREEN		4	8	67%	12
SUWANNEE COUNTY JAIL		11	1	8%	12
CARLOS F FUSTER MD PA		12			12
MC DIAGNOSTIC OF CONNECTICUT, PC #1960		12			12
ILLINOIS DEPT OF PUBLIC HEALTH LAB - SPRINGFIELD			11	100%	11
WANTAGH URGENT CARE		8	3	27%	11
MORTON PLANT NORTH BAY HOSPITAL			11	100%	11
LEHIGH VALLEY HOSPITAL		3	8	73%	11
MONTEFIORE MEDICAL CENTER LABORATORIES - WEILER		7	4	36%	11
WELLMED AT PORT ST LUCIE WEST		7	4	36%	11

COVID-19: testing by laboratory

Data through Feb 21, 2021 verified as of Feb 22, 2021 at 09:25 AM

Data in this report are provisional and subject to change.

The numbers in the table below represent the number of Florida and non-Florida residents for whom test results were received by the Department of Health. A person can be tested by more than one laboratory and can have both positive and negative results. **Therefore, the sum of the numbers in each column will be larger than the total number of people tested.**

Reporting lab	Inconclusive	Negative	Positive	Percent positive	Total
Lehigh Acres Health and Rehabilitation			11	100%	11
SEMORAN FAMILY HEALTH LLC		10	1	9%	11
BAPTIST HEALTH			11	100%	11
PRIMECARE ACQUISITION FAMILY PRACTICE INC		11			11
UNIVERSITY CENTRA CARE		10	1	9%	11
IGENEX INC		11			11
MINUTE CLINIC		1	10	91%	11
WATSON HEALTHCARE		8	3	27%	11
FAMILY MEDICINE AT HUNTERS CREEK		11			11
FLORIDA MEDICAL CLINIC - MULTI SPECIALTY CAMPUS		2	9	82%	11
MINUTECLINIC DIAGNOSTIC OF TN, PC 4992		11			11
MC DIAGNOSTIC OF CONNECTICUT PC #459		11			11
JOHN W NORRIS III MD PA	1		10	91%	11
GRAND VILLA OF PINELLAS PARK		10	1	9%	11
MEDEXPRESS URGENT CARE- MARYLAND		10	1	9%	11
ORLANDO ORTHOPAEDIC OUTPATIENT SURGERY CENTER LLC		8	3	27%	11
GADSDEN REGIONAL MEDICAL CENTER		11			11
THE TERRACE OF SAINT CLOUD		9	2	18%	11
ADVENTIST HEALTH SYSTEM FLORIDA DEPT OF HEALTH		7	4	36%	11
VIRTUA WEST JERSEY HOSPITAL VOORHEES		9	2	18%	11
BIOTECH CLINICAL LABORATORIES, INC.		1	10	91%	11
Grand Villa of Dunedin		5	6	55%	11
MIDNIGHT MEDICINE			11	100%	11
DESOTO HEALTH AND REHAB LLC		7	4	36%	11
Hackensack Umc Mountainside		10	1	9%	11
CARENOW URGENT CARE-WEST END		7	4	36%	11
UNIVERSITY OF ILLINOIS VETERINARY DIAG		11			11
St. Annes Nursing Center, St. Annes Residence, Inc.		11			11
TROPICANA		5	6	55%	11
CVS MINUTE CLINIC DIAGNOSTIC PA		9	2	18%	11
CULINARY INSTITUTE OF AMERICA STUDENT	3	8			11
Rosewood Healthcare and Rehabilitation Center		5	6	55%	11
FIRST CHOICE PEDIATRICS WINTER SPRINGS		10	1	9%	11
ALCOVE ASSISTED LIVING FACILITY		11			11
LPG PRIMARY CARE AT SURFSIDE		10	1	9%	11
ADVENTHEALTH MEDICAL GROUP PEDIATRICS AT		2	9	82%	11
WELLMED AT SOUTH PARSONS		9	2	18%	11
SENIOR HOME CARE INC		11			11
MEYER PEDIATRICS CHTD		11			11
PRIMARY CARE SPECIALISTS OF ORLANDO LLC		9	2	18%	11
LIFE'S SPECIAL MOMENTS INC		11			11
CARINGTON MANOR		11			11
SURGERY CENTER OF CORAL GABLES LLC,THE		9	2	18%	11
GAMMA DIAGNOSTIC LAB LLC			11	100%	11
TELEVISIT PALM BAY FAMILY PRACTICE		9	2	18%	11
PINELLAS COUNTY HEALTH DEPARTMENT		2	9	82%	11
GRAND VILLA OF ENGLEWOOD		7	4	36%	11

COVID-19: testing by laboratory

Data through Feb 21, 2021 verified as of Feb 22, 2021 at 09:25 AM

Data in this report are provisional and subject to change.

The numbers in the table below represent the number of Florida and non-Florida residents for whom test results were received by the Department of Health. A person can be tested by more than one laboratory and can have both positive and negative results. **Therefore, the sum of the numbers in each column will be larger than the total number of people tested.**

Reporting lab	Inconclusive	Negative	Positive	Percent positive	Total
UMHC/SYLVESTER AT KENDALL		1	10	91%	11
DMH STEINHATCHEE FAMILY MEDICINE		8	3	27%	11
ELITE HOME HEALTH SERVICES		11			11
MHHS All Lab Subsection		11			11
MED LABS DIAGNOSTICS		6	5	45%	11
MEDICAL PAVILION CLINIC		2	9	82%	11
CARLOS PORTU MD, PLLC			11	100%	11
CARE FAST MURABELLA		7	4	36%	11
NIGHT LITE PEDIATRICS CENTER, LLC		1	10	91%	11
SAMARITAN MEDICAL CENTER		11			11
NORTH OKALOOSA PHYSICIAN GROUP		10	1	9%	11
CORNER OAK ESTATE LLC		11			11
FAMILY PRACTICE ON THE GO		6	5	45%	11
MEDICAL CENTER AFFILIATES WEST PALM			11	100%	11
MOUNT DORA PEDIATRICS		9	2	18%	11
PALM BEACH PATHOLOGY		9	2	18%	11
NORTHERN WESTCHESTER HOSPITAL LABORATORY		9	2	18%	11
45TH 1		11			11
FLORIDA HOSPITAL PHYSICIAN GROUP		3	8	73%	11
SEBRING PEDIATRICS LLC			11	100%	11
WINTER PARK CARE AND REHABILITATION			11	100%	11
ADVANCED HEALTHCARE ASSOCIATES		11			11
GENESIS		7	4	36%	11
PRIMECARE AT PORT ORANGE			11	100%	11
AZALEA HEALTH		2	9	82%	11
AIM LABORATORIES			11	100%	11
St Joseph's Hospital & Medical Center		10	1	9%	11
REDMED CLINIC OF ARLINGTON		10	1	9%	11
MEDEXPRESS URGENT CARE CHARLESTON		6	4	40%	10
MEDICAL LABORATORY DIAGNOSTICS			10	100%	10
Solaris Healthcare Pensacola			10	100%	10
MEDEXPRESS URGENT CARE - CHRISTIANBURG		7	3	30%	10
FLEMING ISLAND CENTER FOR CLINICAL RESEARCH		10			10
CVS NC187POCT CHARLOTTE		10			10
MINUTECLINIC DIAGNOSTIC OF NORTH		9	1	10%	10
MEDEXPRESS URGENT CARE PARKERSBURG		8	2	20%	10
CARENOW URGENT CARE - EAST NASHVILLE		8	2	20%	10
GRAND VILLA OF BOYNTON BEACH		10			10
VITALANT		1	9	90%	10
BLOCK NATION CHASE		4	6	60%	10
MINUTECLINIC DIAGNOSTIC OF NEW MEXICO		10			10
MINUTECLINIC DIAGNOSTIC OF TN PC #320		9	1	10%	10
MINUTECLINIC DIAGNOSTIC OF RHODE ISLAND		7	3	30%	10
NORTON HEALTHCARE			10	100%	10
BRIDGE DIAGNOSTICS			10	100%	10
RPC@HODGES		2	8	80%	10
RICHMOND UNIVERSITY MEDICAL CENTER		8	2	20%	10

COVID-19: testing by laboratory

Data through Feb 21, 2021 verified as of Feb 22, 2021 at 09:25 AM

Data in this report are provisional and subject to change.

The numbers in the table below represent the number of Florida and non-Florida residents for whom test results were received by the Department of Health. A person can be tested by more than one laboratory and can have both positive and negative results. **Therefore, the sum of the numbers in each column will be larger than the total number of people tested.**

Reporting lab	Inconclusive	Negative	Positive	Percent positive	Total
CVS MINUTE CLINIC DIAGNOSTIC OF WISCONSIN		10			10
URGENT CARE OF NEW YORK		10			10
CONSULATE HEALTH CARE OF PENSACOLA			10	100%	10
APPALACHIAN REGIONAL HEALTHCARE SYSTEM		10			10
BIG BEND HOSPICE INC		10			10
HIGH TOWER ALF LLC		9	1	10%	10
MINUTECLINIC DIAGNOSTIC OF PA, LLC (1036)		8	2	20%	10
CBC LAB		3	7	70%	10
SUPERIOR RESIDENCES OF CLERMONT		2	8	80%	10
RIVERWOOD CENTER,THE			10	100%	10
BROWARD HEALTH CARE			10	100%	10
CVS NC3516POCT WINSTON SALEM		8	2	20%	10
PANCARE HEALTH - VERNON ELEMENTARY			10	100%	10
MULBERRY CARE CENTER		7	3	30%	10
PHASE2 LABS	2	6	2	20%	10
ADULT MEDICINE OF LAKE COUNTY INC			10	100%	10
DES PLAINES CLINICAL LAB		3	7	70%	10
PLYMOUTH HARBOR INCORPORATED		9	1	10%	10
MED TECH SERVICES OF PALM BEACH INC		10			10
ACCESS PHARMACY		10			10
RED MOUNTAIN DIAGNOSTICS		10			10
MEDEXPRESS URGENT CARE - SALEM		6	4	40%	10
KIMBERLY J HENDERSON MD PC		9	1	10%	10
CROSSROADS URGENT CARE, PLLC		10			10
AMERICAN HOUSE FORT MYERS		10			10
MOLECULAR PATHOLOGY LABORATORY			10	100%	10
KIDSVILLE PEDIATRICS			10	100%	10
WINDSOR WOODS REHAB & HEALTHCARE CTR		9	1	10%	10
MEDLAB ASSOCIATES LLC		10			10
ADVENTIST HEALTH SYSTEM		9	1	10%	10
NEW JERSEY DEPARTMENT OF HEALTH COMMUNICABLE DISEASE SERVICE		3	7	70%	10
Hialeah Nursing And Rehabilitation Center		6	4	40%	10
LAKE NONA MEDICAL SERVICES		3	7	70%	10
MISSOURI DEPARTMENT OF HEALTH AND SENIOR SERVICES			10	100%	10
MOSOLF PEDIATRICS			10	100%	10
Maury Regional Hospital		6	4	40%	10
RUSSELL MEDICAL CENTER		9	1	10%	10
BELLE GLADES HEALTH CLINIC			10	100%	10
VENICE GREEN VILLAGE		3	7	70%	10
SAVANNAH MANOR ASSISTED LIVING COMMUNITY			10	100%	10
MIAMI BEACH MEDICAL GROUP			10	100%	10
CORONA PATHOLOGY		10			10
KIDSWOOD PEDIATRICS CORP		3	7	70%	10
EMERALD COAST HOSPICE - CRESTVIEW		10			10
TMH PHYSICIAN PARTNERS - MONTICELLO		8	2	20%	10
BOCA RATON REGIONAL HOSPITAL LAB			10	100%	10
ONEIDA HEALTHCARE CENTER		8	2	20%	10

COVID-19: testing by laboratory

Data through Feb 21, 2021 verified as of Feb 22, 2021 at 09:25 AM

Data in this report are provisional and subject to change.

The numbers in the table below represent the number of Florida and non-Florida residents for whom test results were received by the Department of Health. A person can be tested by more than one laboratory and can have both positive and negative results. **Therefore, the sum of the numbers in each column will be larger than the total number of people tested.**

Reporting lab	Inconclusive	Negative	Positive	Percent positive	Total
PPD - IXLAYER		9	1	10%	10
CREATIVE TESTING SOLUTIONS		3	7	70%	10
CITY OF CLEARWATER EMPLOYEE HEALTH CENTER		3	7	70%	10
PBC PREMIER FAMILY HEALTH			10	100%	10
Westchester General Hospital			10	100%	10
EXPRESS CARE OF TAMPA BAY LLC		2	8	80%	10
PRORENATA LABS		2	8	80%	10
FLORIDA DEPARTMENT OF HEALTH WASHINGTON COUNTY		5	5	50%	10
MINUTE CLINIC LLC #5733		10			10
OPTIMAL CARE PEDIATRICS			10	100%	10
URGENT CARE & FAMILY PRACTICE CENTER			10	100%	10
HUNTINGTON URGENT CARE		9	1	10%	10
PERSONAL PEDIATRICS PA		7	3	30%	10
AMBRY GENETICS CORPORATION		10			10
MINUTECLINIC DIAGNOSTIC OF TN PC #6415		9	1	10%	10
ISLAND COAST PEDIATRICS IN-HOUSE LAB		10			10
ESTATES MEDICAL CENTER INC			10	100%	10
STATEN ISLAND UNIVERSITY HOSPITAL SEGUINE AVE		9	1	10%	10
OCCUPATIONAL HEALTH CENTERS OF THE SOUTHWEST PA		9	1	10%	10
TENNESSEE DEPARTMENT OF HEALTH (TDH) - CENTRAL LABORATORY		2	8	80%	10
MINUTECLINIC, LLC #4230		9	1	10%	10
LUXOR SCIENTIFIC LLC		1	9	90%	10
MAIMONIDES MEDICAL CENTER		7	3	30%	10
LAKE BALDWIN CBOC		9	1	10%	10
MAINSTREET FAMILY CARE			10	100%	10
NOT INDICATED		1	9	90%	10
THE VILLAGES HEALTH		5	5	50%	10
MEDEXPRESS URGENT CARE-KATY		7	3	30%	10
MEDEXPRESS URGENT CARE - MONROE		10			10
MEDEXPRESS URGENT CARE - LAFAYETTE		9	1	10%	10
BEAUMONT LABORATORY			10	100%	10
MEDEX REGIONAL LABORATORIES LLC		1	9	90%	10
ASHRAF MEDICAL GROUP PLLC DBA PULSE M		9	1	10%	10
HCR MANORCARE		10			10
CARROLL GARDENS URGENT CARE		10			10
VETERNANS ADMINISTRATION			10	100%	10
COMMUNITY HEALTH CENTER		2	8	80%	10
ALABAMA DEPARTMENT OF PUBLIC HEALTH		1	9	90%	10
URGENT CARE CENTER AT PINNACLE		4	6	60%	10
BROOKDALE PANAMA CITY		9	1	10%	10
VASCONCELLO COHEN MD PA		9	1	10%	10
ASSOCIATES MD CYPRESS CREEK			10	100%	10
FOX FAMILY PRACTICE		9			9
PEDIATRIC HEALTH CARE ALLIANCE			9	100%	9
WINDSOR OF GAINESVILLE		9			9
ALACHUA			9	100%	9
Manor Care of Dunedin		6	3	33%	9

COVID-19: testing by laboratory

Data through Feb 21, 2021 verified as of Feb 22, 2021 at 09:25 AM

Data in this report are provisional and subject to change.

The numbers in the table below represent the number of Florida and non-Florida residents for whom test results were received by the Department of Health. A person can be tested by more than one laboratory and can have both positive and negative results. **Therefore, the sum of the numbers in each column will be larger than the total number of people tested.**

Reporting lab	Inconclusive	Negative	Positive	Percent positive	Total
EMERGENCY MEDICAL CENTER		3	6	67%	9
Casa Mora Rehabilitation & Extended Care		9			9
HEALTH MED HOME CARE, LLC		9			9
BUENA VIDA ESTATES			9	100%	9
BAYFRONT HEALTH ST PETERSBURG		8	1	11%	9
HEALTH NETWORK LABORATORIES		6	3	33%	9
MEDEXPRESS URGENT CARE - PANTOPS		8	1	11%	9
RHODE ISLAND DEPARTMENT OF HEALTH			9	100%	9
MINUTECLINIC DIAGNOSTIC OF MINNESOTA		9			9
COLLIER HMA PHYSICIAN MANAGEMENT, LLC		1	8	89%	9
VITRO MOLECULAR LABORATORIES	1		8	89%	9
UNAVAILABLE/UNKNOWN/NO INFORMATION FOUND			9	100%	9
CHILDREN'S HEALTH CENTER INC.		7	2	22%	9
NEMOURS CHILDREN'S PRIMARY CARE VERO BEACH			9	100%	9
MINUTE CLINIC LLC #1448		8	1	11%	9
Signature Healthcare of Ormond		9			9
GRAND VILLA OF DEL RAY WEST		8	1	11%	9
ORLANDO HEALTH PHYSICIAN ASSOCIATES		4	5	56%	9
OUR HOME AT BEACON HILL			9	100%	9
FLORIDA MEDICAL CL ODOM TPA		4	5	56%	9
CITY OF NAPLES FIRE RESCUE		7	2	22%	9
PALM BAY URGENT CARE PL		1	8	89%	9
WESTCHESTER GENERAL HOSPITAL BLOOD GAS LAB			9	100%	9
LAKE NONA MEDICAL SERVICE LLC		9			9
PATEL MEDICAL VENTURES		8	1	11%	9
CARENOW URGENT CARE-MT JULIET		8	1	11%	9
CVS MINUTE CLINIC DIAGNOSTIC OF TEXAS, LLC		9			9
Consulate Health Care of Brandon		7	2	22%	9
PINELLAS PARK FIRE DEPARTMENT		9			9
NORTHSHORE UNIVERSITY HEALTHSYSTEM EVANSTON HOSPITAL LAB			9	100%	9
GLADES COUNTY DETENTION CENTER			9	100%	9
MEDEXPRESS URGENT CARE - BENTON HARBOR		9			9
ANY LAB TEST NOW INC			9	100%	9
WINDSOR OF SAN PABLO, THE		6	3	33%	9
FLORIDA MENTOR		7	2	22%	9
OPTUM SILVER LAKES			9	100%	9
NORTHWEST FLORIDA COMMUNITY HOSPITAL LABORATORY		8	1	11%	9
ACCESS HOME HEALTH OF FLORIDA LLC		9			9
PHYSICIANS REGIONAL MEDICAL CTR - COLLIER BLVD			9	100%	9
MONROE COUNTY HOSPITAL		6	3	33%	9
UNIVERSITY MEDICAL CENTER		8	1	11%	9
BERGEN NEW BRIDGE M		8	1	11%	9
PRIME MEDICAL CARE, LLC		9			9
MEDEXPRESS URGENT CARE - WINCHESTER GATEWAY		7	2	22%	9
RIVERVIEW REGIONAL MEDICAL CENTER		7	2	22%	9
BAYFRONT MEDICAL			9	100%	9
CVS MINUTE CLINIC DIAGNOSTIC		8	1	11%	9

COVID-19: testing by laboratory

Data through Feb 21, 2021 verified as of Feb 22, 2021 at 09:25 AM

Data in this report are provisional and subject to change.

The numbers in the table below represent the number of Florida and non-Florida residents for whom test results were received by the Department of Health. A person can be tested by more than one laboratory and can have both positive and negative results. **Therefore, the sum of the numbers in each column will be larger than the total number of people tested.**

Reporting lab	Inconclusive	Negative	Positive	Percent positive	Total
CVS HEALTH, #3396		9			9
ORANGE PARK PEDIATRIC ASSOCIATES		1	8	89%	9
ORLANDO ORTHOPAEDIC OUTPATIENT SURGERY CENTER		5	4	44%	9
CVA MINUTE CLINIC DIAGNOSTIC OF VIRGINIA, LLC		9			9
BAYONET POINT HOSPITAL			9	100%	9
MIDMICHIGAN MEDICAL CENTER			9	100%	9
LAKEVIEW HEALTH SYSTEMS			9	100%	9
CVS MINUTE CLINIC DIAGNOSTIC MED GRP OF CA		9			9
ADVENT HEALTH - FOUR CORNERS ER		8	1	11%	9
ROSECASTLE			9	100%	9
GRAND VILLA OF LARGO		7	2	22%	9
CVS MO8590POCT KANSAS CITY		5	4	44%	9
GCPM MANUAL MICROBIOLOGY		1	8	89%	9
NIGHT OWL PEDIATRICS URGENT CARE			9	100%	9
HNL LAB MEDICINE		7	2	22%	9
ST JUDE LABORATORIES		7	2	22%	9
LOREY ALF		9			9
RIVERSIDE MEDICAL GROUP		8	1	11%	9
MAGNOLIA MANOR			9	100%	9
CVS PHARMACY NO 274		9			9
WADSWORTH CENTER - DAVID AXELROD INSTITUTE		8	1	11%	9
CHILDREN'S HEALTHCARE OF ATLANTA/EGLESTON		9			9
CHEMISYS LABORATORIES		1	8	89%	9
PRECISION GENETICS			9	100%	9
MOBILE RESPONSE DIAGNOSTICS LLC		8	1	11%	9
CLEVELAND TENNESSEE HOSPITAL COMPANY		8	1	11%	9
VILLAGE PLACE HEALTH AND REHAB		9			9
AVALON FAMILY RESORT ASSISTED LIVING LLC		9			9
MEDEXPRESS URGENT CARE MONACA		9			9
NATURE COAST REGIONAL MEDICAL CENTER			9	100%	9
REMISE OCCUPATIONAL HEALTH SOLUTIONS INC			9	100%	9
SAMARITAN HOSPITAL LABORATORY		8	1	11%	9
BRENNITY AT VERO BEACH, THE			9	100%	9
OMNI			9	100%	9
MICHIGAN DEPARTMENT OF COMMUNITY HEALTH		1	8	89%	9
FAMILY PRACTICE OF DAVIE INC			9	100%	9
ROSEMONT GARDENS INC		9			9
HAWTHORNE INN OF LAKELAND		9			9
FRUITVILLE URGENT CARE			9	100%	9
CLAYMED OF NORTH FLORIDA			9	100%	9
THE MARY IMOGENE BASSETT HOSPITAL		8			8
MEDEXPRESS URGENT CARE - WASHINGTON		6	2	25%	8
CVS NC2357POCT HUNTERSVILLE		7	1	13%	8
PUTNAM COUNTY EMERGENCY RESCUE SERVICE		5	3	38%	8
VITAS HEALTHCARE CORPORATION OF FL			8	100%	8
ALLEGRO - TAMPA	1	4	3	38%	8
VIGILINT HEALTHCARE		5	3	38%	8

COVID-19: testing by laboratory

Data through Feb 21, 2021 verified as of Feb 22, 2021 at 09:25 AM

Data in this report are provisional and subject to change.

The numbers in the table below represent the number of Florida and non-Florida residents for whom test results were received by the Department of Health. A person can be tested by more than one laboratory and can have both positive and negative results. **Therefore, the sum of the numbers in each column will be larger than the total number of people tested.**

Reporting lab	Inconclusive	Negative	Positive	Percent positive	Total
FAMILY HEALTH CENTER AT PORT ST JOHN		4	4	50%	8
Fouraker Hills Rehab and Nursing			8	100%	8
FLORIDA HOSPITAL WINTER PARK		7	1	13%	8
SURGOINSVILLE PHARMACY		8			8
IU HEALTH PATHOLOGY		1	7	88%	8
MINUTECLINIC DIAGNOSTIC OF TN PC #386		7	1	13%	8
CIAN DIAGNOSTICS			8	100%	8
DOCTOR'S IN-HOUSE LAB/COMMUNITY HEALTH CENTERS OF PINELLAS – CLEARWATE			8	100%	8
JOHNS HOPKINS MEDICAL LABORATORIES		1	7	88%	8
MINUTECLINIC, LLC, MINUTECLINIC #7637		6	2	25%	8
DR PHILLIPS MEDICAL WELLNESS CENTER		8			8
MEDICANA NURSING AND REHAB CENTER			8	100%	8
HOLY NAME MEDICAL CENTER	1	6	1	13%	8
FLORIDA CLINICAL LAB		1	7	88%	8
ADVANCED RESEARCH FOR HEALTH IMPROVEMENT		6	2	25%	8
DOH JACKSONVILLE CENTRAL LABORATORY		3	5	63%	8
LEE PHYSICIAN GROUP		7	1	13%	8
HARBORCHASE OF DR PHILLIPS		7	1	13%	8
DOTHAN PEDIATRIC CLINIC			8	100%	8
ARTHREX MEDICAL CENTER EAST		4	4	50%	8
BAPTIST PEDIATRICS		6	2	25%	8
LIFE CARE CITRUS COUNTY			8	100%	8
Avalon Healthcare and Rehabilitation Center			8	100%	8
KEY WEST URGENT CARE, INC		3	5	63%	8
PUTNAM FAMILY CARE INC		3	5	63%	8
MEDEXPRESS ELKINS		8			8
WELLIGENT		1	7	88%	8
West Gate Village, LLC		8			8
ST VINCENTS AMBULATORY CARE INC DBA		5	3	38%	8
WESTPAC LABS INC	1		7	88%	8
LEMOYNE COLLEGE WELLNESS CENTER FOR		8			8
NEW HAMPSHIRE DEPARTMENT OF HEALTH AND HUMAN SERVICES		3	5	63%	8
MEDEXPRESS URGENT CARE - BEECH GROVE		7	1	13%	8
DORAL URGENT CARE			8	100%	8
ALACHUA COUNTY HEALTH DEPARTMENT		1	7	88%	8
LAKE CONWAY URGENT CARE LLC		2	6	75%	8
LAB UNKNOWN		6	2	25%	8
CONSULATE HEALTH CARE		7	1	13%	8
ROBERT WOOD JOHNSON HOSPITAL		7	1	13%	8
CLEARWATER PEDIATRIC CARE		1	7	88%	8
ATLANTIC CONSOLIDATED LABORATORY		8			8
FOUNTAINVIEW BY FIVE STAR QUALITY CARE		7	1	13%	8
CIGNA ONSITE HEALTH LLC		2	6	75%	8
MEDEXPRESS URGENT CARE-LATROBE		8			8
MC DIAGNOSTIC OF CONNECTICUT, PC # 257		7	1	13%	8
KEY TRAINING CENTER			8	100%	8
WHITE SANDS OUTPATIENT SERVICES (WSOP SERVICES LLC		8			8

COVID-19: testing by laboratory

Data through Feb 21, 2021 verified as of Feb 22, 2021 at 09:25 AM

Data in this report are provisional and subject to change.

The numbers in the table below represent the number of Florida and non-Florida residents for whom test results were received by the Department of Health. A person can be tested by more than one laboratory and can have both positive and negative results. **Therefore, the sum of the numbers in each column will be larger than the total number of people tested.**

Reporting lab	Inconclusive	Negative	Positive	Percent positive	Total
ORLANDO MEDICAL CENTER PL		1	7	88%	8
URGENT MEDICAL CENTER INC		2	6	75%	8
THE WOLFF CENTER FOR CHILD & ADOLESCENT HEALTH			8	100%	8
DAVID LAWRENCE CENTER INC		7	1	13%	8
Sunset Lake Health and Rehabilitation Center		8			8
CVS MINUTE CLINIC DIAGNOSTIC OF VIRGINIA		8			8
TRUE HEALTH		5	3	38%	8
FAST PACE MEDICAL CLINIC PLLC		6	2	25%	8
INSPIRED LIVING AT PALM BAY		7	1	13%	8
SOMA MEDICAL CENTER, PA #4 FLORIDA MANGO			8	100%	8
NASCAR EVENT MANAGEMENT, LLC		8			8
HUNTINGTON VILLAGE URGENT CARE		8			8
OKLAHOMA STATE DEPARTMENT OF HEALTH-PUBLIC HEALTH LABORATORY			8	100%	8
MONTEFIORE NYACK HOSPITAL AFFILIATED LABORATORY		8			8
NITIN BAWA PROFESSIONAL ASSOCIATES			8	100%	8
MEDEXPRESS URGENT CARE - SWANSEA, N ILLINOIS ST		7	1	13%	8
MEDEXPRESS URGENT CARE, BUTLER		5	3	38%	8
DOCTOR'S IN HOUSE LAB			8	100%	8
GOLISANO CHILDREN'S HOSPITAL OF SOUTHWEST FLORIDA		6	2	25%	8
BAPTIST OUTPATIENT			8	100%	8
COLLIER BLVD HMA PHYSICIAN MANAGEMENT,, LLC			8	100%	8
DEPARTMENT OF HEALTH- CITRUS COUNTY		1	7	88%	8
RAYMOND BASRI MD		8			8
GENE STREET LABORATORIES, LLC		6	2	25%	8
CARENOW URGENT CARE-GREEN HILLS		8			8
PALM BEACH CDH - DELRAY BEACH			8	100%	8
PENSACOLA CLUSTER			8	100%	8
WALK-IN MEDICAL CARE			8	100%	8
X-GENE MOLECULAR LABS		1	7	88%	8
BARTON PARKER OD PC		8			8
ARCHBOLD MEMORIAL HOSPITAL/LAB		3	5	63%	8
MINUTE CLINIC DIAGNOSTIC OF SC, LLC #42		7	1	13%	8
CVS MINUTE CLINIC DIAGNOSTIC OF TN #6044		7	1	13%	8
ENCOMPASS HOME HEALTH OF THE SOUTHEAST LLC□		8			8
BLOOMING GARDENS OF CARE INC		8			8
FAMILY MEDICINE OF WESTON LLC			8	100%	8
PALM BEACH COUNTY HEALTH DEPARTMENT LABORATORY			8	100%	8
COLUMBIA MEMORIAL HOSPITAL		8			8
PASSPORT HEALTH OF TAMPA BAY		8			8
METHODIST HOSPITAL			8	100%	8
MINUTECLINIC INCORPORATE, LLC		6	2	25%	8
NORTHSIDE HOSPITAL		2	6	75%	8
BIOTECH PHARMACEUTICAL GROUP LLC			8	100%	8
SOUTHEASTERN PEDIATRIC ASSOCIATES			8	100%	8
SYLVESTER AT PLANTATION LABORATORY		7	1	13%	8
AFC URGENT CARE - CEDAR GROVE		8			8
BEAUMONT EMERGENCY CENTER			8	100%	8

COVID-19: testing by laboratory

Data through Feb 21, 2021 verified as of Feb 22, 2021 at 09:25 AM

Data in this report are provisional and subject to change.

The numbers in the table below represent the number of Florida and non-Florida residents for whom test results were received by the Department of Health. A person can be tested by more than one laboratory and can have both positive and negative results. **Therefore, the sum of the numbers in each column will be larger than the total number of people tested.**

Reporting lab	Inconclusive	Negative	Positive	Percent positive	Total
NEW YORK PRESBYTERIAN - LOWER MANHATTAN		8			8
FLORIDA HEART AND VASCULAR MULTISPECIALTY GROUP		8			8
EXECUTIVE MEDICAL SERVICES		8			8
ST VINCENT'S ST CLAIR		5	3	38%	8
ST JOSEPH WOMENS HOSPITAL			8	100%	8
ILLINOIS DEPARTMENT OF PUBLIC HEALTH			8	100%	8
LANE PEDIATRICS PA			8	100%	8
JX REF LAB			8	100%	8
DOH-TAMPA BRANCH LABORATORY (MLK BLVD)		4	4	50%	8
MINUTECLINIC DIAGNOSTIC OF NEW JERSEY, LLC # 7069		8			8
URGENT TEAM MANAGEMENT OF TENNESSEE		7	1	13%	8
VETERANS AFFAIRS MEDICAL CENTER - OUTPATIENT			8	100%	8
HEALTHMARK REGIONAL HOSPITAL LAB		4	4	50%	8
BENSONHURST URGENT CARE		8			8
MID-HUDSON VALLEY DIVISION OF WESTCHESTER MEDICAL		8			8
Nashville Central Laboratory		8			8
HEALTHPARK MEDICAL CTR NURSING SVC		8			8
MAGNOLIA PEDIATRICS GROUP LLC			8	100%	8
INTERNAL MEDICINE AND AESTHETICS OF NAPLES LLC		8			8
WATERFORD AT CREEKSIDE, THE			8	100%	8
PACIFICA SUNRISE☐			8	100%	8
ST CLOUD PHYSICIAN MANAGMENT LLC		7	1	13%	8
INTERNAL MEDICINE ASSOCIATES OF JACKSON HOSPITAL			8	100%	8
ALLINA HEALTH - ABBOTT NORTHWESTERN HOSPITAL		5	3	38%	8
MINUTECLINIC, LLC, DBA MINUTECLINIC #6106		6	2	25%	8
GENEUS DIAGNOSTICS			8	100%	8
MEDLABS DIAGNOSTICS		7	1	13%	8
JACKSON CLINIC PA,THE		4	4	50%	8
MONTEFIORE MEDICAL CENTER LABORATORIES - NORTH		8			8
CARE ATC - CITY OF BOYNTON BEACH	1	2	5	63%	8
MINUTECLINIC DIAGNOSTIC OF TN PC #6363		8			8
CVS NY491POCT JACKSON HEIGHTS		8			8
LAKE CO SCHOOLS EMPLOYEE HEALTH & WELLNESS CENTER	1	6	1	13%	8
GULF COAST MEDICAL GROUP		2	6	75%	8
THOMAS JEFFERSON UNIVERSITY HOSPITAL		4	4	50%	8
ST CHARLES HOSPITAL LABORATORY		8			8
CAREATC INC BRANDON	1	7			8
ORMOND BEACH CENTRA CARE			8	100%	8
MINUTECLINIC DIAGNOSTIC OF TN PC #5671		5	3	38%	8
LEE MEMORIAL HEALTH SYSTEM		5	3	38%	8
MINUTECLINIC, LLC, #4160		5	3	38%	8
ST. JOSEPH HOSPITAL AND HEALTH CARE INC.			8	100%	8
SEA LEVEL LABS			8	100%	8
FHCP-ORANGE CITY			8	100%	8
INTEGRATED FAMILY MEDICAL CENTER			7	100%	7
NORTH FLORIDA MEDICAL CENTERS INC		1	6	86%	7
FAMILY MEDICINE MEDICAL DRIVE		7			7

COVID-19: testing by laboratory

Data through Feb 21, 2021 verified as of Feb 22, 2021 at 09:25 AM

Data in this report are provisional and subject to change.

The numbers in the table below represent the number of Florida and non-Florida residents for whom test results were received by the Department of Health. A person can be tested by more than one laboratory and can have both positive and negative results. **Therefore, the sum of the numbers in each column will be larger than the total number of people tested.**

Reporting lab	Inconclusive	Negative	Positive	Percent positive	Total
FLORIDA CENTER FOR DERMATOLOGY LABORATORY			7	100%	7
ORLANDO FAMILY PHYSICIANS			7	100%	7
MINUTE-CLINIC DIAGNOSTIC OF VIRGINIA		6	1	14%	7
CARESOUTH HHA HOLDINGS OF TALLAHASSEE LLC		7			7
WILDLIGHT LAB			7	100%	7
FHPG_EXP CARE W HILLSBOROUGH			7	100%	7
Thermopolis Rehabilitation Wellness		7			7
ST VINCENT'S CHILTON		5	2	29%	7
LEPE'S HOUSE			7	100%	7
SUPERIOR RESIDENCES AT CALA HILLS		7			7
CVS MINUTE CLINIC DIAGNOSTIC OF TEXAS,LLC		5	2	29%	7
FLORIDA SCHOOL FOR THE DEAF AND THE BLIND			7	100%	7
MEDEXPRESS URGENT CARE - HOT SPRINGS		7			7
NEMOURS CHILDREN'S HOSPITAL			7	100%	7
PENINSULA CARE AND REHABILITATION CENTER			7	100%	7
MIAMI COMPREHENSIVE MEDICINE GROUP PA		4	3	43%	7
PASSPORT HEALTH			7	100%	7
BROWNE MEDICAL		5	2	29%	7
UF HEALTH			7	100%	7
Ocoee Health Care Center		7			7
KENDALL REGIONAL MEDICAL CNTR			7	100%	7
NOVANT HEALTH INPATIENT CARE		2	5	71%	7
CARENOW URGENT CARE-MADISON		7			7
PEDIATRICS OF CENTRAL FLORIDA		5	2	29%	7
BRADENTON PHYSICIANS MEDICAL CENTER			7	100%	7
BLOOMINGDALE PEDIATRIC ASSOCIATES PA			7	100%	7
LEE COUNTY HEALTH DEPARTMENT		4	3	43%	7
MINUTECLINIC, LLC #03965		7			7
PALM POINT BEHAVIORAL HEALTH		7			7
ARBORS OF GULF BREEZE, THE		7			7
VAIL VALLEY MEDICAL CENTER			7	100%	7
CVS TN5601POCT LENOIR CITY		7			7
SCHOOL OF PHARMACY AND PHARMACEUTICAL		7			7
LAWTON CHILES HEALTH CENTER		1	6	86%	7
ATMORE NURSING CENTER		6	1	14%	7
WYOMING COUNTY COMMUNITY HOSPITAL LABORATORY		7			7
HEARTLAND PEDIATRICS OF LAKE PLACID			7	100%	7
ACCENTCARE		7			7
ASSOCIATES IN MEDICINE		5	2	29%	7
MINUTECLINIC DIAGNOSTIC OF ILLINOIS LL		7			7
KEYSTONE PLACE AT NAPLES PRESERVE		4	3	43%	7
VERMONT DEPARTMENT OF HEALTH		1	6	86%	7
CVS TX8321POCT MCKINNEY		7			7
ADVENT HEALTH APOPKA		3	4	57%	7
MINUTECLINIC DIAG OF IND, LLC #2387		6	1	14%	7
UNIVERSITY OF WASHINGTON MEDICAL CENTER			7	100%	7
NYU WINTHROP HOSPITAL PATHOLOGY		7			7

COVID-19: testing by laboratory

Data through Feb 21, 2021 verified as of Feb 22, 2021 at 09:25 AM

Data in this report are provisional and subject to change.

The numbers in the table below represent the number of Florida and non-Florida residents for whom test results were received by the Department of Health. A person can be tested by more than one laboratory and can have both positive and negative results. **Therefore, the sum of the numbers in each column will be larger than the total number of people tested.**

Reporting lab	Inconclusive	Negative	Positive	Percent positive	Total
RIVER OAKS TREATMENT CENTER			7	100%	7
NORTHDALE REHABILITATION CENTER			7	100%	7
SONORA QUEST LABORATORIES			7	100%	7
ORLANDO ORTHOPAEDIC CENTER		5	2	29%	7
MINUTECLINIC DIAGNOSTIC OF NEW JERSEY,		6	1	14%	7
CVS HEALTH MINUTE CLINIC		1	6	86%	7
MINUTE CLINIC LLC #4017		7			7
FLORIDA CANCER SPECIALISTS & RESEARCH INSTITUTE		6	1	14%	7
MINUTECLINIC, LLC #1586		5	2	29%	7
ELLIS HOSPITAL LABORATORY		6	1	14%	7
CVS MINUTE CLINIC DIAGNOSTIC OF NEW JERSEY		7			7
MINUTECLINIC DIAGNOSTIC OF OKLAHOMA		5	2	29%	7
JOHNS HOPKINS ALL CHILDRENS			7	100%	7
MEDEXPRESS URGENT CARE-DUBOIS		7			7
LYNMOORE,THE		7			7
MINUTECLINIC, LLC #244		6	1	14%	7
MINUTECLINIC DIAGNOSTIC OF TN PC #242		5	2	29%	7
FLORIDA DIGESTIVE AND LIVER SPECIALIST		7			7
Parkside Villa		7			7
CVS NC4165POCT BREVARD		5	2	29%	7
FHMG_FM AND IM AVALON PARK		2	5	71%	7
CORAL LANDING ASSISTED LIVING		5	2	29%	7
BOCA BIOLISTICS LLC			7	100%	7
MC DIAGNOSTIC OF CONNECTICUT, PC #1966		7			7
DYNAMIC HEALTH CENTERS INC		3	4	57%	7
OCALA FAMILY MEDICAL CENTER		7			7
BAYCARE MEDICAL GROUP		1	6	86%	7
ECLRS		2	5	71%	7
GRACE WELLNESS CENTER LLC		6	1	14%	7
KANSAS DEPARTMENT OF HEALTH		2	5	71%	7
NIGHT LITE PEDIATRICS CENTER		1	6	86%	7
HOLY GARDEN ALF, INC.		7			7
SOUTH COM HEALTH CLINIC, DEPT. OF THE ARMY		7			7
MINUTE CLINIC LLC #5706		6	1	14%	7
QUE		4	3	43%	7
MEDEXPRESS URGENT CARE - FAYETTEVILLE		5	2	29%	7
MEDEXPRESS URGENT CARE, JOHNSTOWN		6	1	14%	7
NORTHERN DUTCHESS HOSPITAL LABORATORY		5	2	29%	7
DALLAS COUNTY HEALTH AND HUMAN SERVICES			7	100%	7
MEDEXPRESS URGENT CARE - MAPLE DRIVE		7			7
ABBAY MANOR RETIREMENT RESIDENCE INC		7			7
ENCOMPASS HEALTH REHABILITATION OF SEA PINES		7			7
LONGWOOD PEDIATRICS LLC			7	100%	7
ST. CLOUD PHARMACY AND WELLNESS CENTER		3	4	57%	7
FLORIDA HOSPITAL APOPKA		6	1	14%	7
DIAGNOSTIC CLINIC		6	1	14%	7
BERRYHILL MANOR		7			7

COVID-19: testing by laboratory

Data through Feb 21, 2021 verified as of Feb 22, 2021 at 09:25 AM

Data in this report are provisional and subject to change.

The numbers in the table below represent the number of Florida and non-Florida residents for whom test results were received by the Department of Health. A person can be tested by more than one laboratory and can have both positive and negative results. **Therefore, the sum of the numbers in each column will be larger than the total number of people tested.**

Reporting lab	Inconclusive	Negative	Positive	Percent positive	Total
RICH STREET GROUP HOME			7	100%	7
ST CLOUD COMPOUNDING PHARMACY & WELLNESS CENTER		7			7
LIFELINK TISSUE BANK D/B/A LIFELINK TISSUE BANK		7			7
VICTORIAN MANOR		2	5	71%	7
LIZS ADULT CARE		7			7
SOMA MEDICAL CENTER MD PA #7 PEDIATRICS			7	100%	7
MINUTE CLINIC LLC #2775		7			7
FLORIDA HOSPITAL KISSIMMEE		4	3	43%	7
GENTRY PARK ORLANDO ASSISTED LIVING		6	1	14%	7
CVS OH2543POCT CANFIELD		5	2	29%	7
PBC FOUND CARE INC			7	100%	7
DOCTORS CLINICAL LABORATORY, INC		5	2	29%	7
PEDIATRICS URGENT CARE, LLC			7	100%	7
CARENOW URGENT CARE-DONELSON		5	2	29%	7
AVON PARK PEDIATRICS			7	100%	7
Florida Clinical Laboratory		1	6	86%	7
SIMEDHEALTH LLC		2	5	71%	7
MINUTECLINIC, LLC #4682		3	4	57%	7
OPTUM PRIMARY CARE - FOUNTAIN OAKS		3	4	57%	7
OSWEGO HOSPITAL LABORATORY		6	1	14%	7
PENN MEDICINE PRINCETON MEDICAL CENTER		6	1	14%	7
DOTHAN WEST FAMILY MEDICINE		5	2	29%	7
NEMOURS CHILDREN'S URGENT			7	100%	7
MINUTECLINIC DIAGNOSTIC OF SC, LLC #2		6	1	14%	7
SOUTH FLORIDA ENT ASSOCIATES, INC			7	100%	7
ORLANDO FAMILY MEDICAL INC		7			7
DOCTOR'S IN-HOUSE LAB/COMMUNITY HEALTH CENTERS OF PINELLAS –PINELLAS P			7	100%	7
MINUTE CLINIC DIAGNOSTIC OF SOUTH CAROLINA		6	1	14%	7
IRL MARKET LAB			7	100%	7
MINUTECLINIC DIAGNOSTIC OF NORTH CAROLINA, PC		6	1	14%	7
EL PARAISO HOME INC		7			7
EMBRY-RIDDLE AERONAUTICAL UNIVERSITY HEALTH			7	100%	7
TALLAHASSEE VA OPC		6	1	14%	7
BROOKDALE LAKE ORIENTA			7	100%	7
TRUE HEALTH DIAGNOSTICS		1	6	86%	7
MANATEE PEDIATRICS			7	100%	7
CVS CA9165POCT SAN DIEGO		7			7
COMMUNITY MEDICAL AND DENTAL CARE INC		7			7
PERSONAL PHYSICIAN CARE PA			7	100%	7
MERCY HEALTH—MUSKEGON		6	1	14%	7
CVS PHARMACY #8800		5	2	29%	7
1 TOUCH TOTALCARE SOLUTIONS		6	1	14%	7
CARENOW URGENT CARE-SOUTHLAKE			7	100%	7
UHEALTH UNIVERSITY OF MIAMI			7	100%	7
PANCARE HEALTH - HOSFORD SCHOOL			7	100%	7
JUPITER ISLAND PUBLIC SAFETY		5	2	29%	7
HEALTH CARE LABORATORY SERVICES		1	6	86%	7

COVID-19: testing by laboratory

Data through Feb 21, 2021 verified as of Feb 22, 2021 at 09:25 AM

Data in this report are provisional and subject to change.

The numbers in the table below represent the number of Florida and non-Florida residents for whom test results were received by the Department of Health. A person can be tested by more than one laboratory and can have both positive and negative results. **Therefore, the sum of the numbers in each column will be larger than the total number of people tested.**

Reporting lab	Inconclusive	Negative	Positive	Percent positive	Total
MINUTECLINIC DIAGNOSTIC OF TEXAS LLC		5	1	17%	6
CAPE CORAL URGENT CARE		3	3	50%	6
LISTENING DOCTOR PLLC, THE		1	5	83%	6
MINUTECLINIC DIAGNOSTICS OF IND, LLC		6			6
MINUTECLINIC DIAGNOSTIC OF MAINE, LLC		4	2	33%	6
CURATIVE		1	5	83%	6
CHILDREN'S HOSPITAL OF PHILADELPHIA		5	1	17%	6
TEXAS MEDCLINIC			6	100%	6
MARSHALL MEDICAL CENTER SOUTH LAB		5	1	17%	6
INTERNAL MEDICINE LIPID AND WELNNESS PRACTICE			6	100%	6
BAYFRONT FAMILY HEALTH CENTER			6	100%	6
TIMBER CREEK PEDIATRICS		6			6
WIREGRASS MEDICAL CENTER			6	100%	6
MINUTECLINIC DIAGNOSTIC OF SC, LLC #7		4	2	33%	6
MEDEXPRESS URGENT CARE - STAUNTON		2	4	67%	6
CAREWELL 301 - WARWICK			6	100%	6
BOCA VIPEDIATRICS			6	100%	6
MEDEXPRESS URGENT CARE - BATTLE CREEK		4	2	33%	6
MEDEXPRESS URGENT CARE - CULPEPER		6			6
NORTH PINELLAS CHILDRENS MEDICAL CENTER INC			6	100%	6
SAINT PETER'S UNIVERSITY HOSPITAL		6			6
URGENT TEAM - HUNTSVILLE		5	1	17%	6
PUBLIC HEALTH LAB		6			6
CVS MINUTE CLINIC, LLC #22		5	1	17%	6
FLORIDA WOMAN CARE LABORATORY			6	100%	6
ANYLABTEST NOW			6	100%	6
CVS SC7556POCT WEST COLUMBIA		6			6
DR. PHILLIPS MEDICAL WELLNESS CENTER		3	3	50%	6
UNILAB		2	4	67%	6
MINUTECLINIC DIAGNOSTIC OF VIRGINIA		6			6
AMERICAN HEALTH ASSOC. LABORATORY SOUTH		4	2	33%	6
CVS NJ617POCT CEDAR GROVE		5	1	17%	6
MINUTECLINIC LLC (1435)		6			6
CAN COMMUNITY HEALTH, INC		6			6
FLORIDA KEYS CONCIERGE MEDICINE, LLC		6			6
CRESTWOOD MEDICAL CENTER		4	2	33%	6
THE PALMS REHABILITATION AND HEALTHCARE CENTER		5	1	17%	6
BROOKDALE CLERMONT			6	100%	6
MEDEXPRESS URGENT CARE - RICHMOND, NINE MILE RD		5	1	17%	6
TAMPA URGENT CARE			6	100%	6
SV DIAGNOSTIC LAB			6	100%	6
Baptist Village Retirement Communities		6			6
MEDEXPRESS URGENT CARE - ELM GROVE		5	1	17%	6
FAMILY TREE PRIMARY CARE		5	1	17%	6
OAK HARBOR ASSISTED LIVING FACILITY		4	2	33%	6
SUMTER COUNTY HEALTH DEPARTMENT		1	5	83%	6
ST. LUCIE COUNTY HEALTH DEPARTMENT		4	2	33%	6

COVID-19: testing by laboratory

Data through Feb 21, 2021 verified as of Feb 22, 2021 at 09:25 AM

Data in this report are provisional and subject to change.

The numbers in the table below represent the number of Florida and non-Florida residents for whom test results were received by the Department of Health. A person can be tested by more than one laboratory and can have both positive and negative results. **Therefore, the sum of the numbers in each column will be larger than the total number of people tested.**

Reporting lab	Inconclusive	Negative	Positive	Percent positive	Total
YAZJI PEDIATRIC CARE LLC DBA TUKA PEDIATRICS			6	100%	6
ARLINGTON OF NAPLES		6			6
CAYUGA COUNTY HEALTH DEPARTMENT		5	1	17%	6
GRAND VILLA OF PALM COAST		6			6
CVS PA6902POCT BRYN MAWR		4	2	33%	6
QUICK CARE MED WALK IN AND URGENT CARE			6	100%	6
TERRACINA LLC		1	5	83%	6
PARTNERS PHARMACY OF FLORIDA LLC		6			6
HOLLY HILL HOME INFUSION SERVICE		5	1	17%	6
Centrastate Medical Center		5	1	17%	6
MINUTE CLINIC DIAGNOSTIC OF TN PC #64		6			6
PALMETTO HEALTH ALLIANCE		3	3	50%	6
BETHESDA COMMUNITY HEALTH CENTER			6	100%	6
MINUTECLINIC MINUTECLINIC #8505		4	2	33%	6
MEDEXPRESS URGENT CARE - HUNTINGTON WE		6			6
CAMELLIA AT DEERWOOD		2	4	67%	6
WATAUGA MEDICAL CENTER		4	2	33%	6
AMERICAN EAGLE LEESBURG AL LLC DBA VISTA LAKE			6	100%	6
CVS NC7047POCT DURHAM		6			6
MINUTE CLINIC DIAGNOSTIC OF MICHIGAN PC		6			6
SUFFRIDGE DRIVE GROUP HOME		6			6
ALBION COLLEGE (ABBOTT)		6			6
MINUTECLINIC #2860		4	2	33%	6
UT MEMPHIS UNIVERSITY HEALTH SERVICES			6	100%	6
BROWARD TRANSITIONAL CENTER			6	100%	6
MEDEXPRESS URGENT CARE-PITTSFIELD		6			6
MINUTECLINIC, LLC #03268		5	1	17%	6
CONCENTRA			6	100%	6
ASCENSION ST VINCENT'S CLAY COUNTY			6	100%	6
DOCTORS EXPRESS OF ST PETERSBURG			6	100%	6
MIAMI BEACH COMMUNITY HEALTH CENTER INC			6	100%	6
PLEASANTVILLE OF SEBASTIAN LLC□			6	100%	6
ATLANTIC COMMUNITY HIGH SCHOOL		5	1	17%	6
CITIZENS BAPTIST MEDICAL CENTERS LAB		5	1	17%	6
ST LUKES ROOSEVELT LABORATORY		6			6
CAPITAL HEALTH PLAN LABORATORIES			6	100%	6
MINUTECLINIC DIAG OF IND LLC #6998		5	1	17%	6
AARK LABORATORY		6			6
UNILAB OF DADE INC			6	100%	6
PR HEALTH		1	5	83%	6
MEDEXPRESS URGENT CARE - IRVING		6			6
FRESENIUS KIDNEY CARE DUNEDIN			6	100%	6
LAKEVIEW TERRACE HOME HEALTH SERVICES LLC			6	100%	6
TAMIAMI LAB MILLENIUM			6	100%	6
MINUTECLINIC DIAGNOSTIC OF GEORGIA, LL		5	1	17%	6
PROHEALTH MED		1	5	83%	6
UCARE			6	100%	6

COVID-19: testing by laboratory

Data through Feb 21, 2021 verified as of Feb 22, 2021 at 09:25 AM

Data in this report are provisional and subject to change.

The numbers in the table below represent the number of Florida and non-Florida residents for whom test results were received by the Department of Health. A person can be tested by more than one laboratory and can have both positive and negative results. **Therefore, the sum of the numbers in each column will be larger than the total number of people tested.**

Reporting lab	Inconclusive	Negative	Positive	Percent positive	Total
EDWARD S BENNETT MD PLLC		6			6
ETHOS LABORATORIES		6			6
VIBRANT AMERICA		4	2	33%	6
AVANTE AT ORMOND BEACH INC			6	100%	6
PRESBYTERIAN HOME		6			6
SOUTH FLORIDA BAPTIST HOSPITAL			6	100%	6
Northwell Lab		2	4	67%	6
GRACE REHABILITATION CENTER OF VERO BEACH		4	2	33%	6
MERCY COLLEGE HEALTH OFFICE		6			6
EASTERN FLORIDA STATE COLLEGE – PALM BAY CAMPUS□			6	100%	6
MEDEXPRESS URGENT CARE - MIDLOTHIAN		6			6
MEDEXPRESS URGENT CARE - MT LEBANON		4	2	33%	6
CAPRONA GROUP HOME			6	100%	6
HUNTERS CREEK PEDIATRICS		6			6
CVS MINUTE CLINIC DIAGNOSTIC MED GRP OF SAN		4	2	33%	6
DANIEL M LIBBY MD PLLC		6			6
NORTHSIDE HOSPITAL ATLANTA		3	3	50%	6
MINUTECLINIC DIAGNOSTIC OF NORTH CAROLINA PC #5341		4	2	33%	6
CLAY PRIMARY & FAMILY CARE LLC			6	100%	6
MINUTE-CLINIC DIAGNOSTIC OF VIRGINIA, LLC #2003		5	1	17%	6
MINUTECLINIC DIAGNOSTIC OF VIRGINIA, LLC #255		6			6
MEDICAL CENTER AT OCEAN REEF		1	5	83%	6
PALM HARBOR DERMATOLOGY		4	2	33%	6
BAYSIDE LABORATORIES INC		6			6
FLORIDA MEDICAL SPECIALISTS		2	4	67%	6
CDRX INFUSION			6	100%	6
LUMADOC HEALTH		4	2	33%	6
FIRST COAST CARDIOVASCULAR INSTITUTE PA			6	100%	6
BETH ISRAEL DEACONESS MEDICAL CENTER			6	100%	6
NORTHEAST ALABAMA REGIONAL MEDICAL CENTER		3	3	50%	6
MEDEXPRESS URGENT CARE - STATE COLLEGE		5	1	17%	6
RIVER CITY PRIMARY AND URGENT CARE			6	100%	6
MEDEXPRESS URGENT CARE - TARENTUM		5	1	17%	6
MINUTE CLINIC DIAGNOSTIC OF PENNSYLVANIA		6			6
GULF COAST PEDIATRICS OF SARASOTA PA		1	5	83%	6
EXPRESS TEST			6	100%	6
MIAMI RESCUE MISSION CLINIC INC			6	100%	6
SOUTHEASTERN DERMATOLOGY GROUP PA		5	1	17%	6
FLORIDA PREMIER MEDICAL CARE PA			6	100%	6
PATHGROUP LABS, LLC		4	2	33%	6
FLORIDA DEPARTMENT OF HEALTH IN SARASOTA COUNTY		5	1	17%	6
BROWARD COUNTY HEALTH DEPT.			6	100%	6
PACIFICA SENIOR LIVING FORT MYERS			6	100%	6
MINUTE CLINIC INCORPORTE		6			6
URGENT TEAM - MUSCLE SHOALS		6			6
MD NOW MEDICAL CENTER			6	100%	6
SOMA MEDICAL CENTER PA #4			6	100%	6

COVID-19: testing by laboratory

Data through Feb 21, 2021 verified as of Feb 22, 2021 at 09:25 AM

Data in this report are provisional and subject to change.

The numbers in the table below represent the number of Florida and non-Florida residents for whom test results were received by the Department of Health. A person can be tested by more than one laboratory and can have both positive and negative results. **Therefore, the sum of the numbers in each column will be larger than the total number of people tested.**

Reporting lab	Inconclusive	Negative	Positive	Percent positive	Total
JERSEY SHORE MEDICAL CENTER		6			6
GLEN FALLS HOSPITAL DEPARTMENT OF PATHOLOGY		6			6
BAYCARE ALLIANT HOSPITAL			6	100%	6
STPET		4	2	33%	6
DEPARTMENT OF HEALTH AND HUMAN SERVICES STATE OF NEW HAMPSHIRE			6	100%	6
LOUISIANA DEPT OF HEALTH			6	100%	6
CITYMD		1	5	83%	6
MC DIAGNOSTIC OF CONNECTICUT, PC #1043		6			6
MINUTECLINIC, LLC #05038		6			6
XPRESS URGENT CARE LLC		6			6
CVS NC5591POCT STATESVILLE		5	1	17%	6
BAYSHORE POINTE NURSING AND REHAB CENTER			6	100%	6
THE CLINIC PREMISE HEALTH			6	100%	6
ENIGMA DIAGNOSTIC, INC.			6	100%	6
CURATIVE CARE CENTER INC		1	5	83%	6
JOHN T MATHER MEMORIAL HOSPITAL LABORATORY		5	1	17%	6
CVS NATIONAL HARBOR MD2297714CV		6			6
DELIVER MY MEDS CORP		6			6
SANDGATE GARDENS REHAB & NURSING CENTER		3	3	50%	6
WELLMED AT BRANDON REGIONAL		5	1	17%	6
VIERA PEDIATRICS		1	5	83%	6
CVS MINUTE CLINIC DIAGNOSTIC PA #3060		5	1	17%	6
VITAS HEALTH INC			6	100%	6
LONG ISLAND JEWISH FOREST HILLS HOSPITAL		6			6
MEDEXPRESS URGENT CARE-PETERS TWP		5	1	17%	6
NORTH FLORIDA PEDIATRICS JASPER			6	100%	6
MINUTE CLINIC DIAGNOSTIC OF TEXAS, LLC		6			6
MC DIAGNOSTIC OF CONNECTICUT , PC # 3		4	2	33%	6
ENTRUST IMMEDIATE CARE			6	100%	6
THE WINDSOR OF OCALA		2	4	67%	6
PANCARE HEALTH - KATE SMITH ELEMENTARY		1	5	83%	6
TERENCE B MITCHELL MD, INC		2	4	67%	6
FAMILY CARE MEDICAL CENTER			6	100%	6
NOVANT HEALTH UVA		2	3	60%	5
MINUTECLINIC DIAGNOSTIC OF NEVADA #87		3	2	40%	5
BOROPARK URGENT CARE		4	1	20%	5
MINUTECLINIC DIAGNOSTIC OF OHIO #7790		3	2	40%	5
GUTHRIE MEDICAL GROUP LABORATORIES		5			5
CARENOW URGENT CARE - CENTRAL AUSTIN		1	4	80%	5
CYPRESS CREEK MEDICAL CENTER			5	100%	5
PEDIATRIC URGENT HEALTH CARE			5	100%	5
MINUTECLINIC, LLC #1470		5			5
PHYSICIANS URGENT CARE BERRY FARMS		4	1	20%	5
BAYSHORE LABORATORY		4	1	20%	5
MINUTECLINIC DIAGNOSTIC OF PENNSYLVANIA, LLD #1545		5			5
MAXCARE CLINIC			5	100%	5
DOC PAM PA		4	1	20%	5

COVID-19: testing by laboratory

Data through Feb 21, 2021 verified as of Feb 22, 2021 at 09:25 AM

Data in this report are provisional and subject to change.

The numbers in the table below represent the number of Florida and non-Florida residents for whom test results were received by the Department of Health. A person can be tested by more than one laboratory and can have both positive and negative results. **Therefore, the sum of the numbers in each column will be larger than the total number of people tested.**

Reporting lab	Inconclusive	Negative	Positive	Percent positive	Total
MEDEXPRESS URGENT CARE - BECKLEY CROSS		4	1	20%	5
HEALTH AND WELLNESS CENTER			5	100%	5
WHITE WILSON MEDICAL CENTER - FWB		1	4	80%	5
CVS IN6654POCT INDIANAPOLIS		4	1	20%	5
MEDEXPRESS - COLLINSVILLE BELT LINE		3	2	40%	5
MINUTE CLINIC LLC #10203		5			5
SIGNATURE URGENT CARE			5	100%	5
LEVY COUNTY SHERRIF'S DEPT			5	100%	5
KEYSTONE REHABILITATION AND HEALTH CENTER		1	4	80%	5
FLORIDA HEALTHCARE OF ORLANDO			5	100%	5
FHPG FAMILY MEDICAL CENTER OF TAMPA BAY		1	4	80%	5
PM PEDIATRICS OF BAYSIDE PLLC		5			5
SCIENCE CARE			5	100%	5
WHEELER LABORATORY		4	1	20%	5
PATIENT FIRST - LEESBURG			5	100%	5
FLORIDA HOSPITAL LAKE MARY		5			5
AHC Decatur County		5			5
MINUTE-CLINIC DIAGNOSTIC OF VIRGINIA, LLC #794		5			5
UT SOUTHWESTERN MEDICAL CENTER			5	100%	5
MINUTECLINIC DIAGNOSTIC OF KENTUCKY		5			5
Kennedy University Hospital		5			5
PEDIATRICS OF ALTAMONTE		5			5
CVS TX7827POCT ROUND ROCK		5			5
PREMIER FAMILY HEALTH PA			5	100%	5
FLORIDA DEPARTMENT OF HEALTH - INVERNESS		3	2	40%	5
GREENVILLE MEMORIAL HOSPITAL LAB			5	100%	5
INDIAN RIVER PRIMARY CARE PA		5			5
WILSON PEDIATRICS			5	100%	5
AMERICAN MEDICAL RESPONSE - DENVER		2	3	60%	5
MINNESOTA DEPARTMENT OF HEALTH PUBLIC HEALTH LABORATORY DIVISION	1		4	80%	5
HAWTHORNE HEALTH AND REHABILITATION			5	100%	5
MINUTECLINIC DIAGNOSTIC OF TN PC #643		3	2	40%	5
PRINCIPLE HOSPICE SERVICE, LLC			5	100%	5
PANCARE HEALTH - ALTHA PUBLIC			5	100%	5
MD NOW MEDICAL CENTER INC			5	100%	5
MEDEXPRESS URGENT CARE - BLUEFIELD		4	1	20%	5
Enterprise Health and Rehabilitation Center		5			5
MIAMI MEDICAL CONSULTANT PA			5	100%	5
Lenox on the Lake			5	100%	5
INNOVATIVE COVID-DIVERSEY			5	100%	5
STATCARE URGENT AND WALK-IN MEDICAL CA		5			5
BROOKDALE NEW PORT RICHEY			5	100%	5
RIVERVIEW ALF OPERATOR LLC			5	100%	5
LAFAYETTE NURSING AND REHAB			5	100%	5
MINUTECLINIC DIAGNOSTIC MED GRP OF CA		4	1	20%	5
QUALITY MEDICAL CARE			5	100%	5
HAVEN HOSPICE IN CHIEFLAND			5	100%	5

COVID-19: testing by laboratory

Data through Feb 21, 2021 verified as of Feb 22, 2021 at 09:25 AM

Data in this report are provisional and subject to change.

The numbers in the table below represent the number of Florida and non-Florida residents for whom test results were received by the Department of Health. A person can be tested by more than one laboratory and can have both positive and negative results. **Therefore, the sum of the numbers in each column will be larger than the total number of people tested.**

Reporting lab	Inconclusive	Negative	Positive	Percent positive	Total
MIAMI CANCER INSTITUTE			5	100%	5
COMPUNET CLINICAL LAB			5	100%	5
XRL SXF REF LAB		5			5
CVS NC6402POCT DAVIDSON		3	2	40%	5
FOUNDCARE, INC			5	100%	5
EASTCHESTER PEDIATRIC MEDICAL GROUP		5			5
DISCOVERY VILLAGE AT STUART		2	3	60%	5
MOUNT SINAI BROOKLYN LABORATORY		4	1	20%	5
MEDEXPRESS URGENT CARE - WILLIAMSPORT		4	1	20%	5
STATCARE URGENT & WALK IN MEDICAL CARE		3	2	40%	5
ADVANCED URGENT CARE OF MARATHON		1	4	80%	5
PEDIATRICS OF CENTRAL FLORIDA – POINCIANA		3	2	40%	5
Signature Healthcare of Savannah		5			5
LABCORP UNSPECIFIED		5			5
NU WAVE MEDICAL CENTER			5	100%	5
URGENT CARE COASTAL GA			5	100%	5
JOHN T MACKAY MD			5	100%	5
EGL GENETICS DIAGNOSTICS			5	100%	5
PEACHTREE IMMEDIATE CARE			5	100%	5
SHEEPSHEAD BAY URGENT CARE		5			5
MEDEXPRESS URGENT CARE-MUNCIE		5			5
DICKSON MEDICAL ASSOCIATES PC PATH LAB		4	1	20%	5
LABS PLUS LLC		5			5
DIAGNOSTECHS		4	1	20%	5
CENTREX CLINICAL LABS INC		5			5
CVS CT1123POCT SOUTHBURY		5			5
COVID RAPID LABS			5	100%	5
URGENT MED INC		3	2	40%	5
MINUTECLINIC MINUTECLINIC #4977		3	2	40%	5
MEDEXPRESS URGENT CARE-NESHANNOCK TWP		4	1	20%	5
INFECTION CONTROL/ EMPHEALTH		3	2	40%	5
KETTERING HEALTH			5	100%	5
CARL R DARNALL ARMY MEDICAL CENTER			5	100%	5
CVS MINUTE CLINIC DIAG OF IND LLC #5206		4	1	20%	5
NORTH DADE NURSING AND REHABILITATION CENTER			5	100%	5
AHF PUBLIC HEALTH LABORATORY			5	100%	5
Life Care Center of Estero			5	100%	5
APOLLO GARDENS RETIREMENT RESIDENCE CARE		5			5
COOPER HOSPITAL/UNIVERSITY MEDICAL		5			5
MINUTECLINIC, LLC #7139		5			5
FRESENIUS KIDNEY CARE SOUTH ORLANDO			5	100%	5
Lake Mary Health and Rehabilitation Center		1	4	80%	5
ADVENTHEALTH CAR CENTER APOPKA			5	100%	5
URGENT CARE OF LONGWOOD			5	100%	5
DOCS URGENT CARE		1	4	80%	5
YUSRA MEDICAL ASSOCIATES PA		3	2	40%	5
UPMC HEALTH SYSTEM		4	1	20%	5

COVID-19: testing by laboratory

Data through Feb 21, 2021 verified as of Feb 22, 2021 at 09:25 AM

Data in this report are provisional and subject to change.

The numbers in the table below represent the number of Florida and non-Florida residents for whom test results were received by the Department of Health. A person can be tested by more than one laboratory and can have both positive and negative results. **Therefore, the sum of the numbers in each column will be larger than the total number of people tested.**

Reporting lab	Inconclusive	Negative	Positive	Percent positive	Total
RUSH UNIVERSITY MEDICAL CENTER LABORATORY			5	100%	5
EP LTC PHARMACY		4	1	20%	5
URGENT TEAM - NASHVILLE		5			5
Army Residence Community		5			5
WESTMINSTER SHORES			5	100%	5
DIXIE COUNTY EMERGENCY SERVICES			5	100%	5
MEDEXPRESS URGENT CARE PORT HURON		4	1	20%	5
ALL CHILDREN'S HOSPITAL DEPT OF GENERAL PEDIATRICS			5	100%	5
SARASOTA MEDICAL CENTER			5	100%	5
CVS NV408817POCT LAS VEGAS		1	4	80%	5
NELSON BIOLOGICAL			5	100%	5
GRAND VILLA OF SARASOTA		4	1	20%	5
COLUMBIA MEMORIAL HOSPITAL LABORATORY		5			5
MINUTECLINIC DIAGNOSTIC OF TN, PC 6304		3	2	40%	5
NORTH SHORE HEMATOLOGY-ONCOLOGY ASSOCIATES, PC		5			5
JOE DIMAGGIO CHILDREN'S HOSPITAL		1	4	80%	5
ABSOLUTE HEALTH		5			5
ADVENTHEALTH MEDICAL GROUP PEDIATRIC & ADOLESCENT		4	1	20%	5
MCKENZIE-WILLAMETTE MEDICAL CENTER LAB		5			5
DIXITKUMAR N MODI MD PA			5	100%	5
CVS NC7588POCT ASHEVILLE		5			5
MEDEXPRESS URGENT CARE MORGANTOWN		5			5
RURAL HEALTH CARE INC			5	100%	5
UNIVERSITY OF MIAMI MILLER SCHOOL OF MEDICINE			5	100%	5
OMNICARE PHARMACY OFTEXAS 1, LP DBA OMNICARE		5			5
FLORIDA PRIMARY CARE AND SPORTS MEDICINE INC		2	3	60%	5
OCHSNER MEDICAL CENTER			5	100%	5
MINUTE CLINIC DIAGNOSTIC OF NORTH CAROLINA		5			5
UNIVERSITY OF CHICAGO MEDICAL CENTER LAB			5	100%	5
AUGUSTA HEALTH			5	100%	5
ELITE MD GROUP INC		1	4	80%	5
BAPTIST HEALTH - TOWN CENTER			5	100%	5
HILLSBOROUGH COUNTY HEALTH DEPARTMENT			5	100%	5
DEPARTMENT OF HEALTH AND HUMAN SERVICES LANSING			5	100%	5
LAKE NONA PEDIATRICS IN ASSOCIATION WITH NEMOURS		5			5
ST MARYS MEDICAL CENTER			5	100%	5
REDMED OF CROSSTOWN		2	3	60%	5
FLAGLER HEALTH SERVICES INC			5	100%	5
MCR HEALTH LAWTON CHILES ADMINISTRATION STE A		1	4	80%	5
NOVADX		2	3	60%	5
CLEVELAND CLINIC MARTIN HEALTH NURSING & RESTORATIVE		5			5
GENTLE HANDS MOBILE PHLEBOTOMY			5	100%	5
UNIVERSITY HOSPITALS OF CLEVELAND		1	4	80%	5
AEL KNOXVILLE			5	100%	5
PINECREST PEDIATRICS GROUP LLC			5	100%	5
MINUTECLINIC DIAGNOSTIC OF ILLINOIS		4	1	20%	5
INTERNAL MEDICINE & PRIMARY CARE ASSOCIATES, PLC			5	100%	5

COVID-19: testing by laboratory

Data through Feb 21, 2021 verified as of Feb 22, 2021 at 09:25 AM

Data in this report are provisional and subject to change.

The numbers in the table below represent the number of Florida and non-Florida residents for whom test results were received by the Department of Health. A person can be tested by more than one laboratory and can have both positive and negative results. **Therefore, the sum of the numbers in each column will be larger than the total number of people tested.**

Reporting lab	Inconclusive	Negative	Positive	Percent positive	Total
OHIO DEPARTMENT OF HEALTH			5	100%	5
FRANCES WARDE MEDICAL LABORATORY		2	3	60%	5
MAXHEALTH		4	1	20%	5
PIEDMONT HOSPITAL LAB			5	100%	5
APEX HOME HEALTH CARE		4	1	20%	5
HELIX KH UC			5	100%	5
CHAMPLAIN VALLEY PHYSICIANS HOSPITAL		3	2	40%	5
JUPITER ISLAND MEDICAL CLINIC INC		5			5
SARNO FAMILY PRACTICE		1	4	80%	5
ELITE CARE			5	100%	5
MIZELL MEMORIAL HOSPITAL			5	100%	5
GULF COAST VETERANS HCS PANAMA CITY OPC		5			5
OPTUMCARE FLORIDA, LLC		3	2	40%	5
ST CHARLES BEND LABORATORY		4	1	20%	5
SUTTER TRACY COMMUNITY HOSPITAL			5	100%	5
UF HEALTH PATHOLOGY LABORATORIES			5	100%	5
ADVICE FOR OPTIMAL WELLNESS		2	3	60%	5
RELIANT IMMUNE DIAGNOSTICS			5	100%	5
MEDEXPRESS URGENT CARE - CLARKSBURG		5			5
MEDEXPRESS URGENT CARE - GLENDALE		5			5
ALPHADERA LABS, LLC			5	100%	5
LPG PEDIATRICS AT CAPE CORAL		5			5
EAST BANK HOSPITAL - UNIVERSITY OF MINNESOTA MEDICAL CENTER			5	100%	5
TULLAHOMA HMA, LLC		4	1	20%	5
URGENT CARE OF ERWIN		5			5
MEDICAL CENTER OF BLOUNTSTOWN			5	100%	5
PHYSICIANS FOR CHILDREN			5	100%	5
COMMONS AT ORLANDO LUTHERAN TOWERS SNF			5	100%	5
HENDRY REGIONAL CONVENIENT CARE CENTER			5	100%	5
MINUTECLINIC DIAGNOSTIC OF TN PC #442		4	1	20%	5
WOODHULL MEDICAL AND MENTAL HEALTH CTR		5			5
FLEET LANDING			5	100%	5
MINUTE CLINIC, LLC #1434		5			5
FLORIDA CLINICAL LABORATORY - BIOREFERENCE LABORATORIES		2	3	60%	5
SOUTHERN OCEAN MEDICAL CENTER		5			5
TANNER MEDICAL CENTER EAST AL		5			5
QUINTON MEMORIAL HEALTH CARE CENTER		5			5
PUTNAM HOSPITAL CENTER LABORATORY		5			5
ST JOHNS BIOMEDICAL LAB		5			5
PALM GARDEN OF SUN CITY			5	100%	5
NORTHPORT MEDICAL CENTER LAB		5			5
TESTD			5	100%	5
GOOD SAMARITAN MEDICAL CENTER			5	100%	5
CAREHERE LCS- EUSTIS			5	100%	5
BROWNE MEDICAL LLC		3	2	40%	5
MINUTECLINIC, LLC, DBA MINUTECLINIC #2		5			5
MINUTECLINIC, LLC #1492		5			5

COVID-19: testing by laboratory

Data through Feb 21, 2021 verified as of Feb 22, 2021 at 09:25 AM

Data in this report are provisional and subject to change.

The numbers in the table below represent the number of Florida and non-Florida residents for whom test results were received by the Department of Health. A person can be tested by more than one laboratory and can have both positive and negative results. **Therefore, the sum of the numbers in each column will be larger than the total number of people tested.**

Reporting lab	Inconclusive	Negative	Positive	Percent positive	Total
Walker BaptistMedCtr		4	1	20%	5
PRECISION LABS LLC		2	3	60%	5
JACKSON SOUTH COMMUNITY HOSPITAL LAB			5	100%	5
CVS OH3476POCT TIPP CITY		5			5
ST. PETERSBURG PEDIATRICS			5	100%	5
SOUTH FLORIDA FAMILY HEALTH & RESEARCH CTR			5	100%	5
ST BARNABAS HOSPITAL		5			5
LEWIS COUNTY MANOR		5			5
WEST PACIFIC MEDICAL LABORATORY			5	100%	5
RANDOLPH DIABETES AND WELLNESS		4	1	20%	5
LAKE COUNTY DETENTION CENTER		3	2	40%	5
UNIVERSITY OF MIAMI / SCCC RESEARCH LABORATORY			5	100%	5
RIO PINAR HEALTH CARE			5	100%	5
LEE COMMUNITY HEALTHCARE INC CAPE CORAL		5			5
MANATEE COUNTY JAIL		4	1	20%	5
PHYSICIANS IMMEDIATE CARE ELGIN			5	100%	5
THE UNIVERSITY OF VERMONT MEDICAL CENTER		4	1	20%	5
PM PEDIATRICS OF SELDEN		3	2	40%	5
CONCENTRA URGENT CARE		1	4	80%	5
UW MEDICINE VIROLOGY LAB			5	100%	5
REHABILITATION CENTER AT JUPITER GARDENS		5			5
BEACH HOUSE		5			5
FLORIDA PRIMARY & SPECIALTY CARE		5			5
OCCMED SOLUTIONS		2	3	60%	5
PRECISION DIAGNOSTICS INC - NJ		5			5
COPELAND MEDICAL CLINIC		3	2	40%	5
AURORA UNIVERSITY WELLNESS CENTER		5			5
FORSYTH HOUSE			5	100%	5
WAKEMED		1	4	80%	5
WATERTOWN URGENT CARE PLLC		5			5
LIVING WATERS MEDICAL CENTER			5	100%	5
MEASE CONTINUING CARE		3	2	40%	5
QUEST DIAGNOSTICS PSC		1	4	80%	5
ADVENT HEALTH MEDICAL GROUP FAMILY AND INTERNAL MEDICINE AT AVALON PAR		4	1	20%	5
MEDEXPRESS URGENT CARE MURRYSVILLE		3	2	40%	5
FINLAY		1	4	80%	5
UCF STUDENT HEALTH SERVICES LABORATORY		2	3	60%	5
CELEBRATION PEDIATRICS PA			4	100%	4
BEECHTREE MOLECULAR LAB LLC			4	100%	4
MINUTECLINIC DIAG OF IND, LLC #10190		4			4
ADVENTHEALTH MEDICAL GROUP PEDIATRICS		1	3	75%	4
STONE CLINICAL LABORATORIES OF FL LLC		4			4
CRESTAR LABS		2	2	50%	4
DISCOVERY VILLAGE AT DEERWOOD			4	100%	4
CAPTAIN JAMES A. LOVELL FEDERAL HEALTHCARE CENTER			4	100%	4
DIAMOND SPEEDWAY DIALYSIS		1	3	75%	4
FHCP - ORMOND BEACH			4	100%	4

COVID-19: testing by laboratory

Data through Feb 21, 2021 verified as of Feb 22, 2021 at 09:25 AM

Data in this report are provisional and subject to change.

The numbers in the table below represent the number of Florida and non-Florida residents for whom test results were received by the Department of Health. A person can be tested by more than one laboratory and can have both positive and negative results. **Therefore, the sum of the numbers in each column will be larger than the total number of people tested.**

Reporting lab	Inconclusive	Negative	Positive	Percent positive	Total
DERMATOLOGY SPECIALISTS OF FL - DR. JON WARD			4	100%	4
CAPE COD HOSPITAL			4	100%	4
KENTUCKY CABINET FOR HEALTH AND FAMILY SERVICES			4	100%	4
Heartland of Boynton Beach			4	100%	4
L3HARRIS FAMILY MEDICAL CENTER			4	100%	4
WILLIAM A HINTON STATE LABORATORY INSTITUTE		1	3	75%	4
HEART OF FLORIDA HEALTH CENTER INC		1	3	75%	4
AFFINITY URGENT CARE			4	100%	4
THONOTOSASSA COMMUNITY HEALTH CENTER		1	3	75%	4
PRL NYC PANDEMIC RESPONSE LAB			4	100%	4
UNIVERSITY OF WASHINGTON MEDICAL CENTER (UWMC) EMERGENCY DEPT.			4	100%	4
ENCOMPASS HOME HEALTH		4			4
GASTROENTEROLOGY ASSOC OF PENSACOLA, PA		2	2	50%	4
DIAGNOSTIC & MEDICAL SPECIALISTS OF GREENWICH		2	2	50%	4
FLORIDA HOSPITAL ALTAMONTE		2	2	50%	4
OVIDO CHILDRENS HEALTH CENTER LLC		1	3	75%	4
MEDEXPRESS URGENT CARE - LOGAN		4			4
CVS PA1671POCT LANCASTER		4			4
FIFTH AVENUE PEDIATRICS		3	1	25%	4
IMMUNOGENOMICS LLC		1	3	75%	4
GENEVA GENERAL HOSPITAL LABORATORY		3	1	25%	4
TRUE HEALTH- HOFFNER		3	1	25%	4
ARKANSAS DEPARTMENT OF HEALTH			4	100%	4
RELIANT ACUTE CARE			4	100%	4
DEPARTMENT OF HEALTH AND HUMAN SERVICES		2	2	50%	4
Oakwood - North Baldwins Center for Living		4			4
MEDICAL CENTER ENTERPRISE			4	100%	4
CVS NJ836POCT RUNNEMEDE		4			4
HAMPTON ALF AT 24TH ROAD LLC			4	100%	4
MEMORIAL HEALTH CARE SYSTEMS			4	100%	4
THE DOCTORS CENTER HEALTHCARE-SOUTHSIDE		1	3	75%	4
MEDEXPRESS URGENT CARE - TEAYS VALLEY		3	1	25%	4
ARCPOINT LABS OF FORT LAUDERDALE, FL CENTRAL		1	3	75%	4
MEDEXPRESS URGENT CARE - KOKOMO		4			4
MIAMI COMMUNITY HEALTH CENTER INC		1	3	75%	4
CVS TN2179POCT MURFREESBORO		4			4
MEDEXPRESS URGENT CARE - PRINCETON		4			4
VITAL CARE URGENT CARE			4	100%	4
OMNICARE PHARMACY OF TEXAS 1		4			4
Grace Rehabilitation of Vero Beach		4			4
CVS GA2147POCT KENNESAW		3	1	25%	4
BAPTIST HEALTH MEDICAL CENTER			4	100%	4
PRIMECARE		2	2	50%	4
TALLAHASSEE MEMORIAL HEALTHCARE			4	100%	4
MINUTECLINIC OF NEVADA-2955 S FT APACH		4			4
MINUTECLINIC DIAGNOSTIC OF OHIO #3407		4			4
CAPITAL HEALTH LABORATORY INC			4	100%	4

COVID-19: testing by laboratory

Data through Feb 21, 2021 verified as of Feb 22, 2021 at 09:25 AM

Data in this report are provisional and subject to change.

The numbers in the table below represent the number of Florida and non-Florida residents for whom test results were received by the Department of Health. A person can be tested by more than one laboratory and can have both positive and negative results. **Therefore, the sum of the numbers in each column will be larger than the total number of people tested.**

Reporting lab	Inconclusive	Negative	Positive	Percent positive	Total
OKLAHOMA STATE UNIVERSITY DIAGNOSTIC LAB			4	100%	4
PILGRIM PHARMACY INC		4			4
POWERS PEDIATRICS			4	100%	4
COURTYARD GARDENS OF BOYNTON BEACH, LLC		1	3	75%	4
LIFEPLUS HEALTHCARE GROUP INC		4			4
PALM BEACH CANCER INSTITUTE			4	100%	4
UNDERGROUND FREE CLINIC		4			4
CARENOW URGENT CARE - WINTER SPRINGS		3	1	25%	4
GRAND AVE PHARMACY			4	100%	4
HARBORCHASE OF VILLAGES CROSSING			4	100%	4
MEDEXPRESS - NEW CASTLE, DUPONT HWY		4			4
DEPARTMENT OF HEALTH/ NEW YORK			4	100%	4
MEDEXPRESS URGENT CARE - SOUTH PARKERSBURG		4			4
INDUSTRY LAB DIAGNOSTIC PARTNERS			4	100%	4
CVS NY549POCT RIDGEWOOD		2	2	50%	4
MINUTECLINIC, LLC, DBA MINUTECLINIC #6		4			4
FLORIDA MEDICAL ASSOCIATES LLC			4	100%	4
GENUS DIAGNOSTICS			4	100%	4
DEVEREUX FLORIDA CHILDRENS CENTER			4	100%	4
CULLMAN REGIONAL URGENT CARE		3	1	25%	4
Health Care Center of Jacksonville			4	100%	4
WESLEY CHAPEL INTERNAL MEDICINE AND PEDIATRICS			4	100%	4
LAKE FOREST PARK OP CO LLC		4			4
MEDEXPRESS URGENT CARE - WICHITA, S SENECA ST		2	2	50%	4
MEDEXPRESS URGENT CARE SHADYSIDE		3	1	25%	4
NEMOURS CHILDREN'S CLINIC			4	100%	4
MINUTECLINIC DIAG OF IND LLC #1367		4			4
CAREWELL 202			4	100%	4
Westminster Manor		3	1	25%	4
CONSULATE HEATH CARE AT WEST ALTAMONTE			4	100%	4
URGENT CARE - OCONEE		2	2	50%	4
COMPASSION PEDIATRICS			4	100%	4
MODMD LABORATORY		4			4
MAILBOX DIAGNOSTICS		2	2	50%	4
BIOTEST PLASMA CENTER		4			4
MINUTECLINIC DIANOSTIC OF VIRGINA, LL		3	1	25%	4
CELEBRATION PEDIATRICS			4	100%	4
MEDLAB INC		4			4
STEUBEN COUNTY PUBLIC HEALTH		4			4
MEDEXPRESS URGENT CARE - FREDERICK		4			4
ADVANCED URGENT CARE LLC		1	3	75%	4
FLORIDA HEALTH CARE PLANS STIRLING CENTER			4	100%	4
ManorCare Rehabilitation Center- Decatur		4			4
MEDEXPRESS URGENT CARE- FORT WORTH N T		4			4
Advanced Care Center			4	100%	4
HARBOUR ISLAND PEDIATRICS LLC			4	100%	4
CVS CT718POCT ANSONIA		4			4

COVID-19: testing by laboratory

Data through Feb 21, 2021 verified as of Feb 22, 2021 at 09:25 AM

Data in this report are provisional and subject to change.

The numbers in the table below represent the number of Florida and non-Florida residents for whom test results were received by the Department of Health. A person can be tested by more than one laboratory and can have both positive and negative results. **Therefore, the sum of the numbers in each column will be larger than the total number of people tested.**

Reporting lab	Inconclusive	Negative	Positive	Percent positive	Total
PALMS WEST HOSPITAL			4	100%	4
PANCARE HEALTH - PONCE DE LEON			4	100%	4
MINUTECLINIC, DIAGNOSTIC OF TEXAS, LL		4			4
Millennium Nursing & Rehab Center		4			4
ELITE MEDICAL CENTER			4	100%	4
PELICAN LANDING		1	3	75%	4
TARPON SPRINGS PEDIATRICS, LLC			4	100%	4
COMMUNITY PHYSICIANS OF NORTH PORT PA			4	100%	4
CVS OH2342POCT WEST CHESTER		3	1	25%	4
MONROE COUNTY DEPT OF PUBLIC HEALTH ST		4			4
UNION CITY MANOR NURSING CENTER		4			4
MORGAN STANLEY HEALTH CENTER		4			4
CVS CA9113POCT CHULA VISTA		4			4
JUPITER CLINIC			4	100%	4
AHC of Mckenzie		4			4
FISHERMEN'S HOSPITAL			4	100%	4
BARTON MEMORIAL HOSPITAL		3	1	25%	4
DEPARTMENT OF PATHOLOGY ROME MEMORIAL		3	1	25%	4
MARION AND BERNARD L SAMSON NURSING CENTER			4	100%	4
INTERMARKET FACILITY			4	100%	4
ManorCare Health Services Camp Hill		4			4
BAPTIST HEALTH URGENT CARE AT PLANTATION		3	1	25%	4
CVS TN7698POCT KNOXVILLE		4			4
MINUTECLINIC DIAGNOSTIC OF RHODE ISLAN		4			4
FLORIDA CANCER SPECIALISTS AND RESEARCH		2	2	50%	4
WALGREENS #07034		4			4
MINUTECLINIC DIAGNOSTIC OF NORTH CAROLINA PC #7054		3	1	25%	4
FLORENCE - HUNTSVILLE HOSPITAL URGENT CARE		3	1	25%	4
ADVENT HEALTH - TUSKAWILLA		4			4
COVID TESTING LLC			4	100%	4
GUTHRIE MEDICAL GROUP - CORNING		3	1	25%	4
MEDEXPRESS URGENT CARE - MOUNTAIN HOME		3	1	25%	4
BIRMINGHAM VAMC		1	3	75%	4
MEDEXPRESS URGENT CARE, FAIRMONT		4			4
MEDEXPRESS URGENT CARE - MBURG COMMONS		4			4
SOUTH FLORIDA PEDIATRIC PARTNERS			4	100%	4
MINUTE-CLINIC DIAGNOSTIC OF VIRGINIA,		4			4
ACCESS RECOVERY SOLUTIONS LLC			4	100%	4
ADVENTHEALTH NEW SMYRNA BEACH COMMUNITY HEALTH			4	100%	4
CVS DC1340POCT WASHINGTON		4			4
THE RETREAT AT PORT ORANGE			4	100%	4
MEDEXPRESS URGENT CARE - SUMMERSVILLE, WEBSTER RD		4			4
MINUTECLINIC DIAGNOSTIC OF PENNSYLVAN		3	1	25%	4
REFUGE A HEALING PLACE, THE			4	100%	4
MD ANDERSON			4	100%	4
COMPREHENSIVE CLINICAL RESEARCH, LLC			4	100%	4
MINUTECLINIC, LLC #5707		4			4

COVID-19: testing by laboratory

Data through Feb 21, 2021 verified as of Feb 22, 2021 at 09:25 AM

Data in this report are provisional and subject to change.

The numbers in the table below represent the number of Florida and non-Florida residents for whom test results were received by the Department of Health. A person can be tested by more than one laboratory and can have both positive and negative results. **Therefore, the sum of the numbers in each column will be larger than the total number of people tested.**

Reporting lab	Inconclusive	Negative	Positive	Percent positive	Total
MEDEXPRESS URGENT CARE LAVALE		4			4
IMIC INC RESEARCH			4	100%	4
MONTANA DEPARTMENT OF PUBLIC HEALTH & HUMAN SERVICES			4	100%	4
WINTER PARK INTERNAL MEDICINE MD PA		3	1	25%	4
CVS TX7821POCT LEAGUE CITY		4			4
CALIFORNIA DEPARTMENT OF PUBLIC HEALTH			4	100%	4
MEDEXPRESS URGENT CARE - TULSA, S YALE AVE		4			4
CVS HEALTH, #2043		4			4
CORIZON HEALTH INC			4	100%	4
BETH ISRAEL MEDICAL CENTER LABS		4			4
Metro West Nursing and Rehab			4	100%	4
CVS MA394POCT SEEKONK		4			4
LATCHER LABORATORY OF A O FOX MEMORIAL		2	2	50%	4
WYOMING PUBLIC HEALTH LAB			4	100%	4
CVS GA7064POCT STOCKBRIDGE		4			4
LEE COMMUNITY HEALTHCARE INC NORTH FORT MYERS		4			4
MINUTECLINIC DIAG OF IND LLC #8651		3	1	25%	4
TRIDENT BIOMETRICS		3	1	25%	4
DEACONESS HOSPITAL			4	100%	4
SYNEXUS CLINICAL RESEARCH US INC		2	2	50%	4
CAREATC, INC.			4	100%	4
MINUTECLINIC DIAGNOSTIC OF OHIO #2964		4			4
CHILDREN'S MEDICAL GROUP		4			4
SANFORD SOUTH UNIVERSITY		4			4
MINUTECLINIC DIAG OF IND, LLC #6472		4			4
VIDANT MEDICAL CENTER			4	100%	4
PRINCETON BMC LABORATORY		4			4
SOUTHEASTERN REGIONAL MEDICAL CENTER			4	100%	4
CVS PA233POCT NEWTOWN SQUARE		4			4
MEDEXPRESS URGENT CARE - WEIRTON		4			4
BOONE DRUG & HEALTHCARE AT DEERFIELD			4	100%	4
PDL PHARMACY CORP			4	100%	4
ANTHONY-BROWN PHARMACY		4			4
REELFOOT FAMILY WALK IN CLINIC		3	1	25%	4
GEORGE E WEEMS MEMORIAL HOSPITAL LAB		3	1	25%	4
USCG SECTOR ST PETE		1	3	75%	4
CVS OH3080POCT HUBER HEIGHTS		4			4
SOUTHWESTERN REGIONAL MEDICAL CENTER - TULSA		4			4
MINUTECLINIC DIAG OF IND, LLC #6697		4			4
BOND & STEELE CLINIC PA D/B/A BOND CLINIC PA		4			4
MEDEXPRESS URGENT CARE - SOMERSET TOWNSHIP		4			4
INVERNESS FAMILY CARE HIGH RISK PLLC			4	100%	4
CONSOLIDATED LABORATORY SERVICES			4	100%	4
THE LITTLE CLINIC			4	100%	4
State Lab Unspecifd			4	100%	4
DTR LABS		3	1	25%	4
Kroger 124 - The Little Clinic University		3	1	25%	4

COVID-19: testing by laboratory

Data through Feb 21, 2021 verified as of Feb 22, 2021 at 09:25 AM

Data in this report are provisional and subject to change.

The numbers in the table below represent the number of Florida and non-Florida residents for whom test results were received by the Department of Health. A person can be tested by more than one laboratory and can have both positive and negative results. **Therefore, the sum of the numbers in each column will be larger than the total number of people tested.**

Reporting lab	Inconclusive	Negative	Positive	Percent positive	Total
CVS MD2956POCT NEW MARKET		3	1	25%	4
NEULIFE NEUROLOGICAL SERVICES LLC			4	100%	4
COMPASSION PEDIATRIC URGENT CARE LLC			4	100%	4
FLORIDA HEART AND VASCULAR			4	100%	4
PEACEHEALTH LABORATORIES		3	1	25%	4
MEDEXPRESS URGENT CARE - MARKHAM STREE		3	1	25%	4
MARSHFIELD LABORATORIES			4	100%	4
PM PEDIATRICS OF SELDEN PLLC		4			4
MINUTE CLINIC OF KANSAS PA		1	3	75%	4
AURORA BAYCARE UROLOGY			4	100%	4
BETHPAGE EXTENDED HOURS CENTER		4			4
Park Ridge Nursing Center		3	1	25%	4
SUNRISE SENIOR LIVING OF JACKSONVILLE			4	100%	4
MINUTECLINIC, LLC #1431		3	1	25%	4
FAMILY MEDICINE AT WINTER PARK			4	100%	4
BELLIN HEALTH LAB		1	3	75%	4
INTRACOASTAL LABS INC		4			4
SunTerrace Health Care Center		3	1	25%	4
SONIC REFERENCE LABORATORY			4	100%	4
MINUTECLINIC DIAGNOSTIC OF WISCONSIN, LLC		4			4
CVS NV9841POCT RENO		2	2	50%	4
MINUTECLINIC #8760		4			4
UF HEALTH PATHOLOGY LABORATORIES			4	100%	4
CAREWELL URGENT CARE			4	100%	4
CVS SC2736POCT MURRELLS INLET		4			4
MEMORIAL HEALTHCARE SYSTEM		1	3	75%	4
EMORY UNIVERSITY HOSPITAL		1	3	75%	4
APOPKA FAMILY HEALTH CENTER		3	1	25%	4
ACCENT PHYSICIAN SPECIALISTS PA		4			4
MEDEXPRESS URGENT CARE - YORK		1	3	75%	4
LOUISIANA DEPT. OF HEALTH AND HOSPITALS-INFECTIOUS DISEASE EPI SECTION			4	100%	4
FCHC (OB)-DARWIN SQUARE CTR.			4	100%	4
BLUETAIL MEDICAL GROUP, LLC		3	1	25%	4
CULLMAN REGIONAL MEDICAL CENTER		3	1	25%	4
MINUTE CLINIC, LLC #4650		4			4
ALVARO J DANGOND MD PA		4			4
SIGNATURE CARE MONTROSE		2	2	50%	4
MEDEXPRESS URGENT CARE PLEASANT HILLS		3	1	25%	4
Kroger 339 - The Little Clinic Highlands - Bardstown Road		4			4
MEDEXPRESS - NEWARK		4			4
PHYSICIANS IMMEDIATE CARE AURORA			4	100%	4
Mill Valley Care Center		4			4
THE OASIS ALF		4			4
Kroger 449 - The Little Clinic Mountain Park		4			4
PORT ORANGE NURSING & REHAB			4	100%	4
CELAL GUROL ERBAY, MD			4	100%	4
MEDICINE SHOPPE #1306 THE		3	1	25%	4

COVID-19: testing by laboratory

Data through Feb 21, 2021 verified as of Feb 22, 2021 at 09:25 AM

Data in this report are provisional and subject to change.

The numbers in the table below represent the number of Florida and non-Florida residents for whom test results were received by the Department of Health. A person can be tested by more than one laboratory and can have both positive and negative results. **Therefore, the sum of the numbers in each column will be larger than the total number of people tested.**

Reporting lab	Inconclusive	Negative	Positive	Percent positive	Total
CARE ONE PRIMARY CARE			4	100%	4
ALLIANCE PEDIATRICS PA			4	100%	4
CLINICAL LABORATORIES OF THE BUFFALO		3	1	25%	4
MINUTE CLINIC DIAGNOSTIC MED GRP		3	1	25%	4
JOSEF SCHENKER, MD, PC		4			4
PINELLAS POINT NURSING AND REHAB			4	100%	4
REHABILITATION CENTER OF WINTER PARK,THE			4	100%	4
ASCENDI HOME HEALTH AGENCY INC			4	100%	4
CVS MA2172POCT NORTH GRAFTON		4			4
PARADIGM LABORATORIES			4	100%	4
DYNACARE LABORATORIES			4	100%	4
CVS TX8351POCT BEAUMONT		4			4
Sunrise Health and Rehabilitation Center			4	100%	4
MINUTECLINIC MINUTECLINIC #921		4			4
FAMILY MEDICINE AT WATERMAN		4			4
MINUTECLINIC DIAGNOSTIC OF VIRGINIA, LLC #1656		4			4
HEALTHCARE NETWORK OF SOUTHWEST FLORIDA			4	100%	4
ST PETE DIRECT PRIMARY CARE		2	2	50%	4
HEALTHY MINORS PEDIATRIC URGENT CARE		4			4
UNC HOSPITAL/MCLENDON CLINICAL LABORATORIES			4	100%	4
CVS MINUTE CLINIC DIAGNOSTIC OF TEXAS		3	1	25%	4
COVENIENT CARE MEDICAL CLINIC			4	100%	4
LEON MEDICAL CENTERS, LLC			4	100%	4
LEE MEMORIAL HEALTH SYSTEM D/B/A LEE COMMUNITY		4			4
MINUTE CLINIC DIAG OF IND LLC #8674		4			4
MEDEXPRESS URGENT CARE HUNTINGTON		4			4
MINUTE CLINIC #8979		4			4
WINCHESTER MEDICAL CENTER			4	100%	4
CVS GA2236POCT WOODSTOCK		4			4
LRHS Southeastern University		3	1	25%	4
BENEVA LAKES HEALTHCARE & REHAB CENTER			4	100%	4
MASSASHUSETTS STATE LAB INSTITUTE		1	3	75%	4
PHYSICIANS QUALITY CARE			4	100%	4
HOME DOCS		2	2	50%	4
LIFE CARE HOME HEALTH SERVICES LLC		1	3	75%	4
BAYLOR ESOTERIC AND MOLECULAR LAB			4	100%	4
MERCY URGENT CARE			4	100%	4
PEDIATRICS IN BREVARD-COCOA BEACH		2	2	50%	4
CARENOW URGENT CARE-HERMITAGE			4	100%	4
UNIVERISTY OF MIAMI			4	100%	4
ST. MARY'S HOSPITAL			4	100%	4
HUNT CLUB MEDICAL CARE			4	100%	4
NOT GIVEN		1	3	75%	4
VILLAGES VA CBOC	2	1	1	25%	4
GRAND VILLA OF LAKELAND		4			4
MD NOW URGENT CARE - DELRAY WEST			4	100%	4
CVS OH3301POCT WOODMERE		4			4

COVID-19: testing by laboratory

Data through Feb 21, 2021 verified as of Feb 22, 2021 at 09:25 AM

Data in this report are provisional and subject to change.

The numbers in the table below represent the number of Florida and non-Florida residents for whom test results were received by the Department of Health. A person can be tested by more than one laboratory and can have both positive and negative results. **Therefore, the sum of the numbers in each column will be larger than the total number of people tested.**

Reporting lab	Inconclusive	Negative	Positive	Percent positive	Total
CVS MINUTE CLINIC DIAGNOSTIC OF KANSAS, PA		4			4
SJH			4	100%	4
NAVAL MEDICAL CENTER SAN DIEGO			4	100%	4
Rutgers Health Rwj University Hospital - Laboratory		2	2	50%	4
EPI			4	100%	4
LIFEHOPE LABS			4	100%	4
OHSU MOLECULAR MICROBIOLOGY LAB		3	1	25%	4
Calusa Harbour			4	100%	4
IVY ROSEN MD PLLC		4			4
ROAN DRUG COMPANY LLC		4			4
CELERION			4	100%	4
MEDEXPRESS URGENT CARE - FORT WORTH S		3	1	25%	4
CENTERPLACE HEALTH, INC			4	100%	4
CVS TX8387POCT AUSTIN		4			4
COMMUNITY HEALTH CENTER OF WEST PALM BEACH			4	100%	4
FAMILY TREE DNA			4	100%	4
MAINE DEPARTMENT OF HEALTH AND HUMAN SERVICES			4	100%	4
SHARP MEMORIAL HOSPITAL MICROBIOLOGY DEPT			4	100%	4
Crowne Health Care of Montgomery		4			4
ADVANCED PEDIATRICS OF BOCA LLC			4	100%	4
AIREVAC INTERNATIONAL		4			4
INFINITI LABS INC			4	100%	4
MINUTECLINIC, LLC #1796		3	1	25%	4
SIGNATURE CARE EMERGENCY CENTER		2	2	50%	4
EXPRESS TESTING-ONE			4	100%	4
PANCARE HEALTH YOUNGSTOWN			4	100%	4
TMH PHYSICIAN PARTNERS SOUTHWOOD		1	3	75%	4
ASCENSION ST VINCENT'S MEDICAL CENTER		3	1	25%	4
ADRIANA M CASTRO MD PA		3			3
MEDEXPRESS URGENT CARE-CHIPPEWA		2	1	33%	3
TAMPA		1	2	67%	3
ALOHA HOME CARE LLC DBA ACCENTCARE HOME HEALTH OF		3			3
GADSDEN COUNTY HEALTH DEPARTMENT			3	100%	3
MINUTECLINIC DIAGNOSTIC MED GRP OF ORA		2	1	33%	3
CARDIOTHORACIC SURGERY OF HYDE PARK			3	100%	3
LITTLE SPURS PEDIATRIC URGENT CARE		1	2	67%	3
COMMUNICABLE DISEASE CONTROL/PUBLIC HEALTH EMERGENCY PREPAREDNESS			3	100%	3
MINUTECLINIC LLC #5176			3	100%	3
HELIX LW UC		1	2	67%	3
WEST TN HEALTH MED NORTH		3			3
RICHMOND CITY DEPARTMENT OF PUBLIC HEALTH			3	100%	3
MEDEXPRESS URGENT CARE-ARLINGTON		2	1	33%	3
NORTH NAPLES HOSPITAL RESPIRATORY THERAPY DEPARTMENT			3	100%	3
BAYCARE MEDICAL GROUP, INC		3			3
HEPATOLOGY DIAGNOSTIC LAB			3	100%	3
PATHOLOGY REFERENCE LAB LLC			3	100%	3
BAPTIST OUTPATIENT SERVICES			3	100%	3

COVID-19: testing by laboratory

Data through Feb 21, 2021 verified as of Feb 22, 2021 at 09:25 AM

Data in this report are provisional and subject to change.

The numbers in the table below represent the number of Florida and non-Florida residents for whom test results were received by the Department of Health. A person can be tested by more than one laboratory and can have both positive and negative results. **Therefore, the sum of the numbers in each column will be larger than the total number of people tested.**

Reporting lab	Inconclusive	Negative	Positive	Percent positive	Total
GRADY MEMORIAL HOSPITAL/MICRO			3	100%	3
THE CLINIC OF PEDIATRICS & GI MEDICINE, INC			3	100%	3
ADVICE FOR OPTIMAL WELLNESS, INC			3	100%	3
PROMPT CARE OF CENTRAL FLORIDA LLC			3	100%	3
SCHIFF CENTER FOR LIVER DISEASES		1	2	67%	3
FHPG TAMPA PRIMARY CARE			3	100%	3
CGH MEDICAL CENTER			3	100%	3
RAPID CITY RUGENT CARE			3	100%	3
HEARTLAND - CHARLESTON OF HANAHAN SC,		3			3
LAKE PEDIATRICS			3	100%	3
NATURE COAST PRIMARY CARE LAB LLC			3	100%	3
CVS NC3319POCT CHARLOTTE		2	1	33%	3
Kroger 959 - The Little Clinic Carmel		3			3
UHEALTH JACKSON URGENT CARE - CUTLER BAY		1	2	67%	3
CELEBRATION PRIMARY CARE ASSOCIATES LLC		3			3
CVS IN6605POCT INDIANAPOLIS		2	1	33%	3
YORK HOSPITAL - LABORATORY			3	100%	3
HAVEN CUSTEAD CARE CENTER			3	100%	3
NDX-CORE LAB			3	100%	3
MINUTECLINIC DIAG OF IND, LLC #6483		1	2	67%	3
ADVANCED MEDICAL RESEARCH CENTER LLC			3	100%	3
COL CROSSROAD		1	2	67%	3
LPG PRIMARY CARE AT MATTHEW DRIVE		3			3
COASTAL LABORATORIES OF FLORIDA			3	100%	3
MEDI-DRUG INC		2	1	33%	3
EAST TENNESSEE CHILDREN'S HOSPITAL		2	1	33%	3
BROOME COUNTY HEALTH DEPARTMENT		2	1	33%	3
ORCHID COVE DAYTONA			3	100%	3
CVS IL8747POCT CHICAGO		3			3
FLORIDA GASTROENTEROLOGY ASSOCIATES PA		3			3
MINUTECLINIC, LLC #1452		3			3
WALGREENS NO 19542		3			3
MEDICAL CENTER OF THE ROCKIES			3	100%	3
LPG PRIMARY CARE AT BONITA BAY LIFESTYLE CENTER		2	1	33%	3
QUALITY LABORATORY SERVICE		2	1	33%	3
CVS MINUTE CLINIC DIAGNOSTIC MED GRP OF CAL		3			3
MEDEXPRESS URGENT CARE - WEST ST PAUL, ROBERT ST S		3			3
MINUTE CLINIC LLC # 2033		2	1	33%	3
DAVENPORT PEDIATRICS PA			3	100%	3
IMMERSION RESIDENTIAL LLC			3	100%	3
EMERALD COAST CENTER			3	100%	3
THOMAS LANGLEY			3	100%	3
LEE CONVENIENT CARE AT SUMMERLIN			3	100%	3
OHIO CVS STORES		3			3
ST. PETERSBURG PEDIATRICS- 38TH AVENUE			3	100%	3
ORANGE COUNTY HEALTH DEPARTMENT		2	1	33%	3
TERRACE OF ST CLOUD, THE		2	1	33%	3

COVID-19: testing by laboratory

Data through Feb 21, 2021 verified as of Feb 22, 2021 at 09:25 AM

Data in this report are provisional and subject to change.

The numbers in the table below represent the number of Florida and non-Florida residents for whom test results were received by the Department of Health. A person can be tested by more than one laboratory and can have both positive and negative results. **Therefore, the sum of the numbers in each column will be larger than the total number of people tested.**

Reporting lab	Inconclusive	Negative	Positive	Percent positive	Total
CVS GA2841POCT LAWRENCEVILLE		3			3
SCIENTIFIC LABORATORY DIVISION			3	100%	3
Life Care Center of Citrus County		2	1	33%	3
CAREHERE LLC			3	100%	3
DOCTORS HOSPITAL RENAISSANCE			3	100%	3
DEPARTMENT OF HEALTH AND HUMAN SERVICES DIVISION OF BEHAVIORAL HEALTH		1	2	67%	3
GREATER MOBILE URGENT CARE – SPRINGHILL			3	100%	3
MONTANA PUBLIC HEALTH LAB			3	100%	3
PINELLAS PARK HEALTH CENTER - PINELLAS CHD		1	2	67%	3
SOUTH COUNTY MENTAL HEALTH CENTER INC			3	100%	3
UNIVERSITY OF MICHIGAN		2	1	33%	3
SUMMIT MEDICAL GROUP – WEST ORANGE		3			3
AKRON GENERAL MEDICAL CENTER MAIN		3			3
RHEA MEDICAL CENTER		3			3
WAL-MART STORES EAST LP		2	1	33%	3
HIALEAH SHORES NURSING AND		2	1	33%	3
CVS GA3766POCT DACULA		1	2	67%	3
PARADISE VILLA ALF INCORPORATED		3			3
ELITE PRIMARY CARE OF WAYCROSS			3	100%	3
Kroger 093 - The Little Clinic Stapleton		2	1	33%	3
COVENANT PEDIATRICS		1	2	67%	3
AUSTIN PUBLIC HEALTH			3	100%	3
LPG PEDIATRICS AT LEHIGH ACRES		2	1	33%	3
MINUTECLINIC DIAG OF IND LLC #6840		3			3
MINUTECLINIC DIAG OF IND, LLC #6648		2	1	33%	3
ALLIED PHYSICIANS GROUP PLLC		3			3
NORTHCREST MEDICAL CENTER		1	2	67%	3
CORTLAND REGIONAL MEDICAL CENTER		3			3
Gulfport Rehabilitation Center			3	100%	3
BOLING, STEPHANIE		3			3
CVS OH6123POCT CINCINNATI		2	1	33%	3
ATLANTIC SURGERY CENTER OF JACKSONVILLE BEACH		3			3
LIFE CARE CENTER OF SKAGIT VALLEY		3			3
PROPATH			3	100%	3
CENTRAL DUPAGE HOSPITAL			3	100%	3
MEDIC INFUSION PA		3			3
CVS NC7548POCT FUQUAY VARINA		2	1	33%	3
JS HEALTHCARE		2	1	33%	3
SPARROW CENTRAL LAB			3	100%	3
CVS PA4077POCT BELLE VERNON		3			3
SIGNATURE CARE PFLUGERVILLE			3	100%	3
MOULTRIE CREEK NURSING AND REHAB			3	100%	3
SANFORD MOBILE LAB			3	100%	3
Kennedy University Hospital -Wash Twp L		3			3
ADVANCED URGENT CARE CENTER OF THE UPPER KEYS		1	2	67%	3
MICHIGAN HEALTH CLINIC LABORATORIES		2	1	33%	3
TIFTON CARECONNECT URGENT CARE			3	100%	3

COVID-19: testing by laboratory

Data through Feb 21, 2021 verified as of Feb 22, 2021 at 09:25 AM

Data in this report are provisional and subject to change.

The numbers in the table below represent the number of Florida and non-Florida residents for whom test results were received by the Department of Health. A person can be tested by more than one laboratory and can have both positive and negative results. **Therefore, the sum of the numbers in each column will be larger than the total number of people tested.**

Reporting lab	Inconclusive	Negative	Positive	Percent positive	Total
QUATRACOR PLLC		3			3
NEMOURS CHILDRENS PRIMARY CARE MAITLAND			3	100%	3
BRIGHAM AND WOMEN'S HOSPITAL			3	100%	3
Kroger 125 - The Little Clinic Castle Rock		2	1	33%	3
BRADENTON PHYSICIAN MEDICAL CENTER			3	100%	3
CVS IN3975POCT JEFFERSONVILLE		2	1	33%	3
PROGRESS PHARMACY INC			3	100%	3
NASSAU COUNTY HEALTH DEPARTMENT		3			3
VELOCITY CARE			3	100%	3
MEDEXPRESS URGENT CARE - WAXAHACHIE, N HIGHWAY 77		1	2	67%	3
ADVANCED HEART CARE OF SOUTH FLORIDA		3			3
Wynfield Park Health and Rehabilitation		3			3
NEBRASKA DEPARTMENT OF HEALTH AND HUMAN SERVICES			3	100%	3
RIVER CITY MEDICAL ASSOCIATES INC			3	100%	3
HARBORCHASE OF STUART			3	100%	3
VIRGINIA DIVISION OF CONSOLIDATED LABORATORIES			3	100%	3
LOYOLA UNIVERSITY MEDICAL CENTER LABORATORY			3	100%	3
MEDEXPRESS-HOUSTON EAST FWY		1	2	67%	3
CENTURY LINK SPORTS COMPLEX			3	100%	3
ADVANCED PEDIATRICS			3	100%	3
MONTEFIORE MEDICAL CENTER LABS MONTEFIORE		2	1	33%	3
MEDEXPRESS URGENT CARE, CHAMBERSBURG		2	1	33%	3
MC DIAGNOSTIC OF CONNECTICUT, PC #114		3			3
SUPREME LABORATORY			3	100%	3
GARCIA MORALES NELSON			3	100%	3
MARYLAND STATE DEPT OF HEALTH	2		1	33%	3
MEDEXPRESS URGENT CARE NORWIN		3			3
CVS OH3393POCT AURORA		2	1	33%	3
MANORCARE NURSING & REHABILITATION CENTER-NAPLES		3			3
MEDEXPRESS URGENT CARE, BELLE VERNON		3			3
MEDEXPRESS URGENT CARE - RICHMOND, W BROAD ST		3			3
LAHEY CLINIC MEDICAL CENTER			3	100%	3
SENTARA NORFOLK GENERAL HOSPITAL CENTRAL LAB			3	100%	3
SUNSHINE STATE DIALYSIS			3	100%	3
Greystone Health Care Center		3			3
WELLMED AT APOLLO BEACH BLVD		1	2	67%	3
US SPECIALTY LABS			3	100%	3
HOPE HEALTH CARE, LLC		3			3
WYOMING DEPT OF HEALTH			3	100%	3
ACL LABORATORIES INDUSTRIAL TOXICOLOGY			3	100%	3
CVS SC1540POCT MYRTLE BEACH		2	1	33%	3
CARE NOW, INC		1	2	67%	3
NORTH CAROLINA DEPT OF HEALTH & HUMAN SRVCS STATE LAB OF PUBLIC HEALTH			3	100%	3
ONslow MEMORIAL HOSPITAL LABORATORY		3			3
PUBLIC HEALTH TRUST OF MIAMI DADE COUNTY			3	100%	3
MPG JACKSONVILLE ATLANTIC BLVD		1	2	67%	3
HILLVIEW LABORATORY			3	100%	3

COVID-19: testing by laboratory

Data through Feb 21, 2021 verified as of Feb 22, 2021 at 09:25 AM

Data in this report are provisional and subject to change.

The numbers in the table below represent the number of Florida and non-Florida residents for whom test results were received by the Department of Health. A person can be tested by more than one laboratory and can have both positive and negative results. **Therefore, the sum of the numbers in each column will be larger than the total number of people tested.**

Reporting lab	Inconclusive	Negative	Positive	Percent positive	Total
URGENT CARE OF THE SMOKIES			3	100%	3
NORTHERN LIGHT LABORATORY		1	2	67%	3
MEDEXPRESS URGENT CARE-SCOTT TOWNSHIP		3			3
Broadview Multi-Care Center		3			3
URGENT DOC - URGENT CARE CLINIC			3	100%	3
FLAGLER FAMILY MEDICINE PA			3	100%	3
MINUTECLINIC DIAGNOSTIC MED GRP OF SAN		3			3
ESTERO FIRE RESCUE		3			3
MUNSON MEDICAL CENTER			3	100%	3
WINDER NURSING INC DBA WINDER HEALTH CARE		3			3
ST. LUKE'S HOSPITAL - BETHLEHEM CAMPUS		1	2	67%	3
Kroger 627 - The Little Clinic Castleberry		2	1	33%	3
SOUTH LAKE FAMILY HEALTH CENTER			3	100%	3
CARENOW-LEBANON		1	2	67%	3
ERIE COUNTY PUBLIC HEALTH CLINICAL		3			3
CANOPY PEDIATRICS		3			3
UNITY HEALTH AND REHABILITATION CENTER			3	100%	3
NORTHWEST FLORIDA CLINICAL LAB		1	2	67%	3
HALIFAX HEALTH CARE FOR WOMEN		3			3
LAKE MARY PEDIATRICS			3	100%	3
MEDEXPRESS URGENT CARE - NORTH LITTLE		2	1	33%	3
MEDICAL UNIVERSITY SC HOSPITAL			3	100%	3
DEPARTMENT OF HEALTH AND ENVIRONMENTAL CONTROL			3	100%	3
ASPEN VALLEY HOSPITAL			3	100%	3
SMOKY MOUNTAIN URGENT CARE AND FAMILY MEDICINE CENTER			3	100%	3
SANTOS REHABILITATION CENTER INC			3	100%	3
MAYO		1	2	67%	3
ABC PEDIATRICS OF PORT ST LUCIE		3			3
CVS IN5696POCT FORT WAYNE		3			3
SKIPPACK MEDICAL LAB			3	100%	3
CVS PHARMACY INC DBA CVS/PHARMACY #10908		3			3
LAKELAND REGIONAL HEALTH GRASSLANDS		3			3
STEAMBOAT EMERGENCY CENTER			3	100%	3
FLORIDA DEPARTMENT OF HEALTH IN MIAMI DADE COUNTY		2	1	33%	3
Kroger 388 - The Little Clinic Braelinn Village		3			3
FLORIDA HOSPITAL PHYSICIANS GROUP		1	2	67%	3
MINUTECLINIC, LLC #09202		2	1	33%	3
WINDSOR AT OCALA		2	1	33%	3
Bon Secours Place		2	1	33%	3
HCR ManorCare Greentree		3			3
CVS IN6757POCT COLUMBUS		3			3
OURMED		2	1	33%	3
CVS PA5890POCT MONROEVILLE		2	1	33%	3
CVS MINUTE CLINIC DIAG OF IND, LLC #6549		3			3
CVS TX10140POCT THE WOODLANDS		3			3
NYC PUBLIC HEALTH LABS			3	100%	3
ALABAMA DEPT PUBLIC HEALTH			3	100%	3

COVID-19: testing by laboratory

Data through Feb 21, 2021 verified as of Feb 22, 2021 at 09:25 AM

Data in this report are provisional and subject to change.

The numbers in the table below represent the number of Florida and non-Florida residents for whom test results were received by the Department of Health. A person can be tested by more than one laboratory and can have both positive and negative results. **Therefore, the sum of the numbers in each column will be larger than the total number of people tested.**

Reporting lab	Inconclusive	Negative	Positive	Percent positive	Total
BRANDON REGIONAL EMERGENCY CTR			3	100%	3
CROWNE HEALTH CARE OF FORT PAYNE		2	1	33%	3
NORTH DAKOTA DEPT OF HEALTH MICROBIOLOGY		1	2	67%	3
HELIX MEDICAL CENTERS		1	2	67%	3
PEDIATRICS BY THE SEA JOG RD OFFICE			3	100%	3
CENTRAL JERSEY URGENT CARE OF BROWN MI		3			3
FELICIDAD MEDICAL CENTER INC			3	100%	3
MED EXPRESS URGENT CARE PC - MARYLAND		2	1	33%	3
TRANSPLANT GENOMICS INC (EUROFINS)		3			3
AVANTE INVERNESS		1	2	67%	3
STRINGFELLOW MEMORIAL HOSPITAL		3			3
BEEBE MEDICAL CENTER LABORATORY		3			3
MINNEOLA PLACE A HOMEBRIDGE COMMUNITY		3			3
CVS MO5655POCT LIBERTY			3	100%	3
HENDRY/GLADES COUNTY HEALTH DEPARTMENT		3			3
ROANE MEDICAL CENTER		2	1	33%	3
PARRISH MEDICAL CENTER-WAIVED TESTING		3			3
MEDEXPRESS URGENT CARE - WILKES BARRE		2	1	33%	3
COVID PROCESSING SITE			3	100%	3
FRESENIUS MEDICAL CARE			3	100%	3
SOFTCELL L-FORM LABORATORIES, LLC			3	100%	3
2412 LEBANON PIKE		2	1	33%	3
AZALEALAND NURSING HOME		3			3
NC STATE LABORATORY OF PUBLIC HEALTH		3			3
CVS GA5637POCT VILLA RICA		3			3
CABELL HUNTINGTON HOSPITAL CLINICAL LAB			3	100%	3
LEXINGTON MEDICAL CENTER		1	2	67%	3
SSM HEALTH ST LOUIS MICROBIOLOGY LABORATORY		1	2	67%	3
EXTENDICARE HEALTH & REHAB CENTER		3			3
ORLANDO REGIONAL HEALTH SERVICES		1	2	67%	3
GONZALEZ MD AND ASWAD MD HEALTH SERVICES			3	100%	3
PEDIATRICS AND ADOLESCENT MEDICINE		2	1	33%	3
LAURELLWOOD NURSING CENTER		1	2	67%	3
FLORIDA MENTOR-POINT WEST CLUSTER		3			3
CVS GA2108POCT NORCROSS		1	2	67%	3
SHANDS AT LAKE SHORE LAB		1	2	67%	3
MINUTECLINIC, LLC #05814		3			3
CLINICAL CARE CENTER, INC			3	100%	3
IOWA DEPARTMENT OF PUBLIC HEALTH			3	100%	3
CLINICAL ASSOCIATES OF ORLANDO LLC		3			3
MARION COUNTY FIRE RESCUE		3			3
THE PATHOLOGY LABORATORY		1	2	67%	3
NORTH SHORE HOSP. INFECTION CONTROL			3	100%	3
MEDEXPRESS URGENT CARE - LITTLE ROCK		2	1	33%	3
SINAI PLAZA NURSING AND REHAB CENTER			3	100%	3
Fort Gaines Health and Rehab		3			3
INDIANA STATE DEPARTMENT OF HEALTH LABORATORIES			3	100%	3

COVID-19: testing by laboratory

Data through Feb 21, 2021 verified as of Feb 22, 2021 at 09:25 AM

Data in this report are provisional and subject to change.

The numbers in the table below represent the number of Florida and non-Florida residents for whom test results were received by the Department of Health. A person can be tested by more than one laboratory and can have both positive and negative results. **Therefore, the sum of the numbers in each column will be larger than the total number of people tested.**

Reporting lab	Inconclusive	Negative	Positive	Percent positive	Total
ADVENT HEALTH - CENTRAL PASCO ER			3	100%	3
SURETOX LABORATORY LLC		2	1	33%	3
MENORAH MANOR			3	100%	3
NONA PEDIATRIC CENTER			3	100%	3
BETTERMED URGENT CARE			3	100%	3
IVY CREEK URGENT CARE OF ENTERPRISE			3	100%	3
GRAND VILLA OF MELBOURNE		1	2	67%	3
GUIDANCE / CARE CENTER, INC		3			3
CVS MA2297677CV BOSTON		3			3
MEDFIRST URGENT CARE			3	100%	3
CVS NJ715POCT WAYNE		3			3
DELAWARE PUBLIC HEALTH LABORATORY		1	2	67%	3
CARENOW-ATASCOCITA			3	100%	3
SISD EMPLOYEE HEALTH CLINIC			3	100%	3
TMH PHYSICIAN PARTNERS BLOUNTSTOWN			3	100%	3
SUNDALE NURSING HOME		3			3
LEVY COUNTY DEPT. OF PUBLIC SAFETY		1	2	67%	3
VA OUTPATIENT CLINIC-NEW PORT RICHEY			3	100%	3
MT CARMEL PHARMACY INC		3			3
CROSSVILLE MEDICAL GROUP		1	2	67%	3
MEADOWS AT CYPRESS GARDENS, THE		3			3
SCRIPPS CLINIC MEDICAL			3	100%	3
Englewood Health and Rehab			3	100%	3
MINUTECLINIC DIAGNOSTIC OF TN PC #240		3			3
COASTAL SKIN SURGERY AND DERMATOLOGY PL		3			3
FLORIDA LABORATORY ANALYSIS, LLC			3	100%	3
CCRX OF NORTH CAROLINA, LLC		2	1	33%	3
Kroger 752 - The Little Clinic Central Station		2	1	33%	3
NASSAU COUNTY HEALTH DEPARTMENT-FERNANDINA BEACH C		3			3
NOVANT HEALTH PRESBYTERIAN		2	1	33%	3
THE MEDICAL GROUP OF SOUTH FLORIDA INC		3			3
PARKWAY DRUGS OF ONEIDA COUNTY NORTH I		2	1	33%	3
BLUE SPRINGS SURGERY CENTER		3			3
VIRGINIA DEPARTMENT OF HEALTH DIVISION OF			3	100%	3
Hunterdon Medical Center Laboratory		3			3
NEMOURS CHILDRENS PRIMARY CARE HORIZON WEST			3	100%	3
LEESBURG COMMUNITY HEALTH CENTERS			3	100%	3
FLORIDA HOSPITAL LABORATORIES		3			3
Rosedale Green		3			3
VIRTUA MEMORIAL HOSPITAL BURLINGTON COUNTY		1	2	67%	3
CVS RI1717POCT 1 CVS DR			3	100%	3
MINUTE CLINIC LLC #0169		3			3
SMH PHYSICIAN SERVICES INC		3			3
MEDEXPRESS - WILMINGTON CONCORD PIKE		2	1	33%	3
MOBIL LAB FOR ALL INC		3			3
SPRING LAKE REHABILITATION CENTER			3	100%	3
ALLIANCE LABS @LRMC			3	100%	3

COVID-19: testing by laboratory

Data through Feb 21, 2021 verified as of Feb 22, 2021 at 09:25 AM

Data in this report are provisional and subject to change.

The numbers in the table below represent the number of Florida and non-Florida residents for whom test results were received by the Department of Health. A person can be tested by more than one laboratory and can have both positive and negative results. **Therefore, the sum of the numbers in each column will be larger than the total number of people tested.**

Reporting lab	Inconclusive	Negative	Positive	Percent positive	Total
MEDEXPRESS URGENT CARE - WHEELING		2	1	33%	3
OPENTRONS PRL		2	1	33%	3
ACCESS HEALTH CARE		2	1	33%	3
MONROE COUNTY FIRE RESCUE		3			3
COVANCE CLS			3	100%	3
Kroger 758 - The Little Clinic Providence		3			3
BNR PHARMACY INC		3			3
ADVENT HEALTH MEDICAL GROUP FAMILY MEDICINE			3	100%	3
CLINICAL PATHOLOGY LABORATORIES			3	100%	3
HEALTHQUEST, INC		2	1	33%	3
CUMBERLAND HEIGHTS		3			3
CVS NC7213POCT MATTHEWS		3			3
YATES COUNTY PUBLIC HEALTH		3			3
TAYLOR MANOR		1	2	67%	3
CTRS			3	100%	3
TARRANT COUNTY PUBLIC HEALTH		3			3
Westside Terrace		3			3
BAPTIST PRIMARY CARE FERNANDINA BEACH			3	100%	3
SEMINOLE FAMILY HEALTH CENTER		3			3
BARONESS ERLANGER HOSPITAL		3			3
BNC Medical Investors, LLC Berrien Nursing & Rehabilitation Center		3			3
COOPER UNIVERSITY HOSPITAL LABORATORY		2	1	33%	3
ADVENTHEALTH SEBRING- INFECTION CONTROL DEPARTMENT			3	100%	3
TRUE HEALTH – LAKE UNDERHILL		3			3
BRENTWOOD SENIOR LIVING AT ST PETE			3	100%	3
COMMUNITY MEDICAL CENTER			3	100%	3
OPTUM PRIMARY CARE - SILVER LAKES			3	100%	3
PREMIER FAMILY AND SPORTS MEDICINE		2	1	33%	3
MEDEXPRESS URGENT CARE - HOLLINS		3			3
LUVERNE HEALTH AND REHABILITATION		3			3
PREMIER CLINICAL RESEARCH INSTITUTE INC			3	100%	3
FIRST CARE - MIDDLESBORO			3	100%	3
LINCOLN MEDICAL CENTER		3			3
MINUTE CLINIC DIAGNOSTIC OF VIRGINIA, LLC #1905		3			3
CVS NV3210POCT LAS VEGAS		3			3
CENTRAL JERSEY URGENT CARE		3			3
PLAINVIEW PRIMARY CARE		3			3
CUMBERLAND MEDICAL CENTER INC		3			3
CFP PHYSICIANS GROUP			3	100%	3
JOSEPH SCHENKER MD PC		3			3
LAKEVIEW HEALTHCARE SYSTEM LLC			3	100%	3
BAPTIST HOSPITAL EMPLOYEE HEALTH OFF			3	100%	3
LOCH HAVEN PEDIATRICS			3	100%	3
Kroger 635 - The Little Clinic Dacula		3			3
GREENTREE MEDICAL CENTER			3	100%	3
FLORIDA DEPARTMENT OF HEALTH SEMINOLE COUNTY		1	2	67%	3
MEDEXPRESS URGENT CARE MARTINSBURG		2	1	33%	3

COVID-19: testing by laboratory

Data through Feb 21, 2021 verified as of Feb 22, 2021 at 09:25 AM

Data in this report are provisional and subject to change.

The numbers in the table below represent the number of Florida and non-Florida residents for whom test results were received by the Department of Health. A person can be tested by more than one laboratory and can have both positive and negative results. **Therefore, the sum of the numbers in each column will be larger than the total number of people tested.**

Reporting lab	Inconclusive	Negative	Positive	Percent positive	Total
PEPIN ACADEMIES-PASCO		3			3
MINUTECLINIC DIAG OF IND, LLC #8645		3			3
MEDEXPRESS URGENT CARE-CLOQUET		3			3
OPTUM OF RED ROAD		3			3
Magnolia Health and Rehab Center			3	100%	3
Bethany Health and Rehab		3			3
JOHNNIE RUTH CLARKE LAB			3	100%	3
EXETER HOSPITAL		3			3
MEDEXPRESS URGENT CARE GREENSBURG		2	1	33%	3
WINKLER COURT		2	1	33%	3
ARC POINT LABS OF AUSTIN NORTH			3	100%	3
Lakeview Village		3			3
CVS NC2313POCT RALEIGH		3			3
Cleveland Clinic Weston			3	100%	3
HEALGEN SCIENTIFIC			3	100%	3
BROOKDALE LAKE MARY			3	100%	3
24TH WEAPONS OF MASS DESTRUCTION - CIVIL SUPPORT		3			3
APEX CLINICAL LABORATORIES INC		3			3
FAMILY MEDICAL CLINIC HOMESTEAD, LLC			3	100%	3
KISSIMMEE URGENT CARE		3			3
MEDEXPRESS URGENT CARE - WALDORF, CRAIN HWY		3			3
REGIONAL MEDICAL LAB			3	100%	3
VILLAGES HEALTH, THE		3			3
CVS TX1104POCT ALLEN		3			3
LEESBURG REGIONAL MEDICAL CENTER URGENT CARE			3	100%	3
GYN PATH SERVICES			3	100%	3
CVS MN6811POCT PLYMOUTH		3			3
FLORIDA MEDICAL CLINIC -INTERNAL MED DADE CITY			3	100%	3
PRISMA HEALTH MIDLANDS			3	100%	3
SOUTH MIAMI HOSPITAL			3	100%	3
NEOGENOMICS LABORATORIES, INC		3			3
ANN STORCK CENTER INC		3			3
VA PRIMARY CARE ANNEX			3	100%	3
MID FLORIDA CLINICAL LABORATORY		2	1	33%	3
GILCHRIST COUNTY HEALTH DEPT			3	100%	3
MEDFUSION		2	1	33%	3
EMORY BENNETT VETERANS NURSING HOME		3			3
GAINESVILLE PEDIATRIC ASSOCIATES			3	100%	3
CLINICAL CARE ASSOCIATES, INC			3	100%	3
SUMNER REGIONAL MEDICAL CENTER		2	1	33%	3
WHITE EARTH IHS MAIN LAB		3			3
THE OASIS BEACHSIDE		3			3
WALGREENS #07502		3			3
TIEHH BIOTERRORISM RESPONSE LAB			3	100%	3
UNIVERSITY OF KANSAS MEDICAL CENTER			3	100%	3
MINUTECLINIC MINUTECLINIC #3665		3			3
CARESPOT-WELLINGTON			3	100%	3

COVID-19: testing by laboratory

Data through Feb 21, 2021 verified as of Feb 22, 2021 at 09:25 AM

Data in this report are provisional and subject to change.

The numbers in the table below represent the number of Florida and non-Florida residents for whom test results were received by the Department of Health. A person can be tested by more than one laboratory and can have both positive and negative results. **Therefore, the sum of the numbers in each column will be larger than the total number of people tested.**

Reporting lab	Inconclusive	Negative	Positive	Percent positive	Total
Kroger 768 - The Little Clinic Leestown Rd		2	1	33%	3
OHIO HEALTH DOCTORS HOSPITAL			3	100%	3
JUPITER INTERNAL MEDICINE AND ASSOCIATES			3	100%	3
GROVES CENTER			3	100%	3
CVS TN7289POCT SIGNAL MOUNTAIN		3			3
MINUTE CLINIC LLC #6765		3			3
MINUTECLINIC DIAGNOSTIC OF WISCONSIN,		3			3
TUFTS MEDICAL CENTER			3	100%	3
OHIO DEPARTMENT OF HEALTH LABORATORY		2	1	33%	3
CVS TX7162POCT HOUSTON		3			3
CLEARWATER		2	1	33%	3
ESCO DRUG CO INC		3			3
Marian Manor, Inc		3			3
PROHEALTH PRIMARY CARE - GLEN OAKS		3			3
Bainbridge Health and Rehab		3			3
CAMPAZZI CONCIERGE MEDICAL SERVICES		2	1	33%	3
HOUSTON METHODIST HOSPITAL			3	100%	3
Kroger 186 - The Little Clinic Holiday Manor		2	1	33%	3
MED FUSION			3	100%	3
HARBOUR'S EDGE		2	1	33%	3
LIVINGSTON COUNTY DEPT OF HEALTH REPRO			3	100%	3
ST LUCIE COUNTY HEALTH DEPARTMENT		2	1	33%	3
MINUTECLINIC DIAGNOSTIC OF MICHIGAN, P		3			3
BAPTIST PRIMARY CARE, INC.		2	1	33%	3
CAPTIAL REGIONAL MEDICAL CENTER			3	100%	3
MERCY HOSPITAL			3	100%	3
INSPIRA MEDICAL CENTER VINELAND LAB		2	1	33%	3
SOFTLAB			3	100%	3
SUN TERRACE HEALTH CARE CENTER			3	100%	3
DACH MAIN LAB			3	100%	3
SARASOTA PERSONAL MEDICINE		2	1	33%	3
ST LUKES HOSPITAL LABORATORY		2	1	33%	3
CVS SC5550POCT CLOVER		2	1	33%	3
CVS PA813POCT RICHBORO		3			3
CVS NJ2815POCT E BRUNSWICK		3			3
CALLE OCHO DIALYSIS			3	100%	3
ALLIANCE FOR MULTISPECIALTY RESEARCH		3			3
CVS IL8751POCT CHICAGO		3			3
CORTLAND COUNTY HEALTH DEPARTMENT		3			3
STUYVESANT URGENT CARE		3			3
BROOKDALE OAKBRIDGE		1	2	67%	3
BROOKDALE SENIOR LIVING			3	100%	3
MEDICAL SERVICES OF AMERICA HOME HEALTH		3			3
MEDEXPRESS URGENT CARE-PASADENA		3			3
Village on the Green			3	100%	3
KINGS BAY PEDIATRICS LLC			3	100%	3
SUPER HEALTH PHARMACY LLC		3			3

COVID-19: testing by laboratory

Data through Feb 21, 2021 verified as of Feb 22, 2021 at 09:25 AM

Data in this report are provisional and subject to change.

The numbers in the table below represent the number of Florida and non-Florida residents for whom test results were received by the Department of Health. A person can be tested by more than one laboratory and can have both positive and negative results. **Therefore, the sum of the numbers in each column will be larger than the total number of people tested.**

Reporting lab	Inconclusive	Negative	Positive	Percent positive	Total
SAVANNAH COVE		3			3
OCALA CBOC		3			3
CVS IN7653POCT EVANSVILLE		2	1	33%	3
NORTH BROWARD HOSPITAL DISTRICT HEALTHCARE FOR THE HOMELESS			3	100%	3
MEDEXPRESS URGENT CARE-HERSHEY		2	1	33%	3
CVS CA8850POCT HUNTINGTON BEACH		2	1	33%	3
MINUTECLINIC DIAG OF IND, LLC #6910		3			3
VICAR'S LANDING NURSING HOME		2	1	33%	3
FAMILY TREE MEDICAL GROUP PA		2	1	33%	3
NEWSTAR MEDICAL LABORATORIES		3			3
INTERNAL MEDICINE AND WOUND CARE SPECIALIST LLC		3			3
PATIENT FIRST - ALLENTOWN			3	100%	3
UC CORAL GABLES			2	100%	2
BAYSIDE URGENT CARE CENTER INC			2	100%	2
MEDEXPRESS URGENT CARE - SPRINGFIELD, COOLEY ST		2			2
MEDEXPRESS URGENT CARE - CEDAR KNOLLS		2			2
PALOS COMMUNITY HOSPITAL LABORATORY			2	100%	2
Van Wert Manor		2			2
MEDEXPRESS URGENT CARE - FORT SMITH		2			2
CARE NOW DENTON			2	100%	2
NAPHCARE INC		2			2
BOSTON MEDICAL CENTER			2	100%	2
RIVER CITY MEDICAL ASSOCIATES, INC			2	100%	2
PEDIATRICS IN NORTH FLORIDA PA			2	100%	2
Medilodge of Montrose		2			2
PHYSICIANS MEDICAL CENTER		2			2
STUDENT HEALTH SERVICES			2	100%	2
DALLAS MEDICAL CENTER			2	100%	2
UTMB PATHOLOGY CLINICAL SERVICES LABORATORY			2	100%	2
MOUNT SINAI AVENTURA DIAGNOSTIC CENTER			2	100%	2
CHARLOTTE COUNTY HEALTH DEPARTMENT			2	100%	2
CVS MD1515POCT LEONARDTOWN		1	1	50%	2
NAVAL BRANCH MEDICAL CLINIC			2	100%	2
FLORIDA COMMUNITY HEALTH CENTERS, INC.			2	100%	2
COASTAL MEDICAL LAB			2	100%	2
NEMOURS CHILDREN'S URGENT CARE LAKE NONA			2	100%	2
RDX BIOSCIENCE INC			2	100%	2
Kroger 619 - The Little Clinic Hendersonville Indian Lake		2			2
CLEARWATER PAIN MANAGEMENT ASSOCIATES			2	100%	2
Cedar Valley Nursing & Rehab Center		2			2
AGILE URGENT CARE			2	100%	2
WALGREENS #3811			2	100%	2
Church Creek SNF			2	100%	2
KISSIMMEE VA OUTPATIENT CLINIC		2			2
INTERNAL MEDICINE & PEDIATRICS WELLNESS CENTER			2	100%	2
BROOKS -TLC HOSPITAL SYSTEM			2	100%	2
SANFORD REGIONAL HOSPITAL WORTHINGTON		2			2

COVID-19: testing by laboratory

Data through Feb 21, 2021 verified as of Feb 22, 2021 at 09:25 AM

Data in this report are provisional and subject to change.

The numbers in the table below represent the number of Florida and non-Florida residents for whom test results were received by the Department of Health. A person can be tested by more than one laboratory and can have both positive and negative results. **Therefore, the sum of the numbers in each column will be larger than the total number of people tested.**

Reporting lab	Inconclusive	Negative	Positive	Percent positive	Total
SUNCOAST BLOOD BANK			2	100%	2
FLAGLER PROFESSIONAL HEALTH CAE SERVICES INC		2			2
LIFT HEALTH		2			2
RAPID URGENT CARE - ALBANY			2	100%	2
INTERMOUNTAIN MEDICAL CENTER			2	100%	2
PM PEDIATRICS OF BAYSIDE PLLC - HOPEWELL JUNCTION		2			2
CVS PA5241POCT CHALFONT		2			2
BIOHEALTH MEDICAL LAB INC			2	100%	2
THE FOUNTAIN AT BOCA CIEGA BAY		2			2
CVS IL4778POCT EVANSTON		2			2
Kings County Hospital Center			2	100%	2
LINIL VISITING NURSES, INC		2			2
CVS M08555POCT KANSAS CITY		2			2
FKC AMELIA ISLAND DIALYSIS			2	100%	2
PANCARE HEALTH - SNEADS ELEMENTARY			2	100%	2
ADVENT HEALTH CENTRAL TEXAS		1	1	50%	2
FULGENT GENETICS HOUSTON		2			2
MERCY HEALTH LAB		1	1	50%	2
ACCESS MEDICAL GROUP OF FLORIDA CITY			2	100%	2
CVS MD4371POCT OCEAN CITY		2			2
EASTSIDE SPORTS COMPLEX			2	100%	2
ROPER HOSPITAL			2	100%	2
AMERICAN MEDICAL LABORATORIES			2	100%	2
WARD MEMORIAL HOSPITAL		2			2
CVS M05724POCT KANSAS CITY		2			2
DMC UNIVERSITY LABORATORIES		1	1	50%	2
LAWRENCE GENERAL HOSPITAL			2	100%	2
FLORIDA DEPARTMENT OF HEALTH PINELLAS COUNTY-			2	100%	2
CQUENTIA NGS, LLC			2	100%	2
MINUTECLINIC DIAGNOSTIC PA #3344		2			2
The Grand Rehabilitation & Nursing Utica		2			2
FALCON HEALTH CENTER			2	100%	2
PM PEDIATRICS OF BAYSIDE, PLLC - MANHASSET		2			2
CHEROKEE COUNTY HEALTH AND REHAB CENTER		2			2
ADVENTIST HINSDALE HOSPITAL LABORATORY			2	100%	2
GENESIS FAMILY PRACTICE			2	100%	2
ORLANDO HEALTH PHYSICIAN GROUP			2	100%	2
Kroger 448 - The Little Clinic Mason		2			2
SIGNATURE CARE LEWISVILLE-EMERGENCY CENTER		1	1	50%	2
MEDEXPRESS URGENT CARE- ALLISON PARK		1	1	50%	2
REGIONS HOSPITAL LABORATORY			2	100%	2
MEDEXPRESS URGENT CARE - LINCOLN VILLA		2			2
ATHENA CARE RESOURCES LLC		2			2
ManorCare Rehab Center of Marietta		2			2
CVS SC2269POCT COLUMBIA		2			2
Luther Acres Manor		2			2
Macon Valley Nursing and Rehabilitation Center		2			2

COVID-19: testing by laboratory

Data through Feb 21, 2021 verified as of Feb 22, 2021 at 09:25 AM

Data in this report are provisional and subject to change.

The numbers in the table below represent the number of Florida and non-Florida residents for whom test results were received by the Department of Health. A person can be tested by more than one laboratory and can have both positive and negative results. **Therefore, the sum of the numbers in each column will be larger than the total number of people tested.**

Reporting lab	Inconclusive	Negative	Positive	Percent positive	Total
NYU WINTHROP LABORATORY		2			2
PROVIDENCE LABORATORY SERVICES		2			2
VILLA HEALTH NH LLC			2	100%	2
VALLEY BAPTIST MEDICAL CENTER: BROWNSVILLE			2	100%	2
Kroger 673 - The Little Clinic Dallas		1	1	50%	2
INA		1	1	50%	2
DOCTOR 4 U CLINIC			2	100%	2
MOBILE COUNTY HEALTH DEPARTMENT		1	1	50%	2
CVS MI8049POCT WATERFORD		2			2
TEXAS HEALTH CARE			2	100%	2
TRICORE REFERENCE LABORATORY		1	1	50%	2
NEBRASKA MEDICAL CENTER			2	100%	2
CLINICAL CARE ASSOCIATES			2	100%	2
JUST BELIEVE RECOVERY CENTER			2	100%	2
MALABAR FAMILY PRACTICE		1	1	50%	2
CVS OH2518POCT COLUMBUS		1	1	50%	2
MD ANDERSON CANCER CENTER DI BAY AREA			2	100%	2
ST JOSEPH'S HOSPITAL INC			2	100%	2
Kroger 647 - The Little Clinic Newnan Crossings		1	1	50%	2
TEXAS REGIONAL ASTHMA & ALLERGY CENTER			2	100%	2
GRAND VILLA OF DELRAY EAST		2			2
MATHER HOSPITAL			2	100%	2
OPP HEALTH AND REHABILITATION		2			2
WOMENS CARE FLORIDA LLC-LABORATORY		2			2
Kroger 853 - The Little Clinic East Broad Street		2			2
NATIONWIDE LABORATORY SERVICES		1	1	50%	2
HUMILITY OF MARY HEALTH PARTNERS			2	100%	2
ADVANCED MEDICAL OF FLORIDA			2	100%	2
USCG ABBOTT BINAXNOW		1	1	50%	2
KIVA AT MOUNT DORA			2	100%	2
BAYLOR COLLEGE OF MEDICINE			2	100%	2
SHELL POINT HOME HEALTH			2	100%	2
NEMOURS CHILDREN'S PRIMARY CARE OF VERO BEACH			2	100%	2
Kroger 739 - The Little Clinic La Grange Road		2			2
TRUSTBRIDGE			2	100%	2
FLORIDA PRIMARY CARE CENTER PA		2			2
VA OUTPATIENT PHARMACY			2	100%	2
Kroger 020 - The Little Clinic Wheat Ridge		2			2
SUNBRIDGE CARE & REHAB FOR DECATUR		2			2
PREMIER MEDICAL LABORATORY			2	100%	2
KEY WEST HMA PHYSICIAN MANAGEMENT, LLC			2	100%	2
DURAND SENIOR CARE & REHAB CENTER		2			2
MEDICAL CITY DALLAS HOSPITAL			2	100%	2
CVS IN6572POCT INDIANAPOLIS		2			2
TRUE HEALTH INC			2	100%	2
University Plaza Rehabilitation and Nursing			2	100%	2
MEDEXPRESS URGENT CARE FOX CHAPEL		2			2

COVID-19: testing by laboratory

Data through Feb 21, 2021 verified as of Feb 22, 2021 at 09:25 AM

Data in this report are provisional and subject to change.

The numbers in the table below represent the number of Florida and non-Florida residents for whom test results were received by the Department of Health. A person can be tested by more than one laboratory and can have both positive and negative results. **Therefore, the sum of the numbers in each column will be larger than the total number of people tested.**

Reporting lab	Inconclusive	Negative	Positive	Percent positive	Total
SPECTRA LABS		1	1	50%	2
CHAPPEL GROUP RESEARCH, THE		2			2
POINT OF CARE PRIVATE HEALTH MANAGEMENT			2	100%	2
VAULT HEALTH			2	100%	2
PENSACOLA MEDICAL CLINIC LLC			2	100%	2
CLINICA HISPANIA			2	100%	2
VELOCITY URGENT CARE			2	100%	2
HEALTH PARTNERS REGIONAL HOSPITAL			2	100%	2
CARTER BLOOD CARE			2	100%	2
MINUTE CLINIC DIAGNOSTIC OF KANSAS PA		2			2
PHYSICIANS LABORATORY SERVICES			2	100%	2
CVS PA1379POCT LANSDALE		2			2
BMC/JACSONVILLE		1	1	50%	2
POMERENE HOSPITAL			2	100%	2
JOHN D. ARCHBOLD MEM. HOSPITAL			2	100%	2
WALKONCLINIC			2	100%	2
BAPTIST HOSPITAL NURSING/PATIENT CARE			2	100%	2
DOUGLASVILLE NURSING AND REHABILITATIO		2			2
Kroger 522 - The Little Clinic Gahanna		1	1	50%	2
SANTA ROSA COUNTY HEALTH DEPARTMENT			2	100%	2
PEDIATRIC HEALTH CARE		1	1	50%	2
VA CBOC			2	100%	2
ASHLEY PEDIATRICS			2	100%	2
OELWEIN HEALTH CARE CENTER		2			2
TRINITAS REGIONAL MEDICAL CENTER		1	1	50%	2
COMMUNITY HEALTH CENTERS OF PINELLAS, INC			2	100%	2
SAFE PMC		2			2
Kroger 130 - The Little Clinic Colorado Springs		2			2
BAYCARE OUTREACH LAB			2	100%	2
Timber Ridge Health Care Center			2	100%	2
HCR MANOR CARE SERVICES OF FLORIDA III INC		2			2
NORTON IMMEDIATE CARE CENTER - PRESTON			2	100%	2
HEALTH AND WELLNESS URGENT CARE LLC			2	100%	2
METHODIST MANSFIELD MEDICAL CENTER			2	100%	2
SUNSHINE PHARMACY		2			2
FLORIDA SCHOOL FOR THE DEAF & BLIND			2	100%	2
Kroger 426 - The Little Clinic Suwanee		2			2
CITY OF TALLAHASSEE		2			2
APC PEDIATRICS			2	100%	2
NAVAL MEDICAL CENTER			2	100%	2
CVS PA7132POCT THORNDALE		2			2
ORLANDO LUTHERAN TOWERS		1	1	50%	2
DAVENPORT PEDIATARICS CLERMONT PA		1	1	50%	2
CVS MO8581POCT BLUE SPRINGS		1	1	50%	2
STEWARD ST ELIZABETH MEDICAL CENTER			2	100%	2
ST LUKES HOSPITAL			2	100%	2
CALIFORNIA DIVISION OF COMMUNICABLE DISEASE CONTROL			2	100%	2

COVID-19: testing by laboratory

Data through Feb 21, 2021 verified as of Feb 22, 2021 at 09:25 AM

Data in this report are provisional and subject to change.

The numbers in the table below represent the number of Florida and non-Florida residents for whom test results were received by the Department of Health. A person can be tested by more than one laboratory and can have both positive and negative results. **Therefore, the sum of the numbers in each column will be larger than the total number of people tested.**

Reporting lab	Inconclusive	Negative	Positive	Percent positive	Total
NLC LABS			2	100%	2
ALL PEDIATRIC CARE PA			2	100%	2
MINUTE CLINIC DIAGNOSTIC OF VIRGINIA, LLC #6292		2			2
MINUTECLINIC DIAG OF IND, LLC #6908		2			2
PREMIER MEDICAL CENTER LLC		2			2
APPLECARE VALDOSTA			2	100%	2
MINUTECLINIC, LLC #4507		2			2
NORTHWELL HEALTH			2	100%	2
STANFORD HEALTH CARE ANATOMIC PATHOLOGY & CLINICAL LAB			2	100%	2
MEDEXPRESS URGENT CARE, LANCASTER WEST		1	1	50%	2
HEALTH & REHAB CTR AT DOLPHINS VIEW, THE			2	100%	2
INTERCOASTAL FAMILY PRATICE			2	100%	2
SHORE MEDICAL CENTER		2			2
CVS NC2771POCT CLAYTON		1	1	50%	2
DELRAY BEACH HEALTH CENTER			2	100%	2
WEAKLEY COUNTY REHAB AND NURSING CENTER		2			2
OCALA REGIONAL KIDNEY CENTER-WEST			2	100%	2
UMHC HOLLYWOOD LABORATORY			2	100%	2
UK HEALTHCARE			2	100%	2
PTC LABORATORIES			2	100%	2
DALLAS BAPTIST UNIVERSITY - HEALTH SERVICES			2	100%	2
MEDEXPRESS URGENT CARE - ANDERSON		2			2
MEMORIAL SLOAN KETTERING CANCER CENTER		1	1	50%	2
INTEGRITY CLINICAL RESEARCH CENTER INC		1	1	50%	2
VETERANS AFFAIRS MEDICAL CENTER - GREATER LOS ANGELES			2	100%	2
CVS PA258POCT MCKEES ROCKS		2			2
BERNHARDT LABORATORIES INC			2	100%	2
TMH EC NORTHEAST LABORATORY			2	100%	2
MANASOTA PEDIATRICS			2	100%	2
Birchaven		2			2
SARASOTA MEMORIAL MEDICAL URGENT CARE CENTER			2	100%	2
JBSA-SAM HOUSTON			2	100%	2
BAPTIST HEALTH LEXINGTON			2	100%	2
Greystone Nursing and Rehab, LLC			2	100%	2
MD NOW URGENT CARE MEDICAL CENTERS INC			2	100%	2
FASTCARE LLC			2	100%	2
LONGWOOD FAMILY MEDICINE			2	100%	2
CARESPOT URGENT CARE		1	1	50%	2
MEDEXPRESS URGENT CARE - SOUTH CHARLESTON		2			2
FEDERAL CORRECTIONAL INSTITUTION MARIANNA			2	100%	2
LRHS Florida Poly Tech		2			2
VOLUNTEERS OF AMERICA OF FLORIDA			2	100%	2
CLEVELAND CLINIC FLORIDA LABORATORY			2	100%	2
Warren Center for Rehabilitation and Nursing		2			2
MOBILE HEALTH LABS LLC			2	100%	2
AMICUS MEDICAL CENTER LLC			2	100%	2
GULF COAST REGIONAL MEDICAL CARE		2			2

COVID-19: testing by laboratory

Data through Feb 21, 2021 verified as of Feb 22, 2021 at 09:25 AM

Data in this report are provisional and subject to change.

The numbers in the table below represent the number of Florida and non-Florida residents for whom test results were received by the Department of Health. A person can be tested by more than one laboratory and can have both positive and negative results. **Therefore, the sum of the numbers in each column will be larger than the total number of people tested.**

Reporting lab	Inconclusive	Negative	Positive	Percent positive	Total
CVS OH6185POCT PICKERINGTON		2			2
MINUTECLINIC DIAGNOSTIC OF OHIO #6139		2			2
MEDICAL CENTER LABORATORY			2	100%	2
ASCENSION ST MICHAEL'S HOSPITAL LAB		1	1	50%	2
CENTRAL ARKANSAS VETERANS HEALTHCARE SYSTEM - VETERANS AFFAIRS			2	100%	2
STARMED FAMILY & URGENT CARE			2	100%	2
WILSON MEMORIAL HOSPITAL			2	100%	2
ILLINOIS DEPT OF PUBLIC HEALTH LABS			2	100%	2
AZALEA HEALTH AND REHABILITATION		2			2
NEMOURS CHILDREN'S PRIMARY CARE THE VILLAGES		2			2
MINUTECLINIC DIAGNOSTIC OF NEVADA-9586		1	1	50%	2
Kroger 412 - The Little Clinic Oxford		2			2
CVS PA2688POCT COLLEGEVILLE		2			2
MINUTECLINIC DIAGNOSTIC OF PA LLC		2			2
TENNESSEE VALLEY HCS			2	100%	2
DEPT OF VA MEDICAL CENTER - RICHMOND		1	1	50%	2
GOLISANO PEDIATRICS PORT CHARLOTTE HARBOR		2			2
ST. MARY'S MEDICAL CENTER EVANSVILLE, INC			2	100%	2
JEFFERSON WASHINGTON TOWNSHIP HOSPITAL		2			2
INSPIRIT SENIOR LIVING			2	100%	2
NORTHSIDE FAMILY MEDICINE AND URGENT CARE (EAST COBB)		2			2
FIRST CHOICE MEDICAL PC			2	100%	2
DEKALB MEDICAL CENTER LABORATORY			2	100%	2
BAPTIST HOSPITAL OF MIAMI MCI BROWARD LABORATORY			2	100%	2
SPRINGS MEDICAL LAB		1	1	50%	2
CVS NJ862POCT MARLBORO		2			2
JORDAN VALLEY MEDICAL CENTER			2	100%	2
NEW GEN LABS			2	100%	2
ASCENSION ST VINCENT'S RIVERSIDE			2	100%	2
SWEDISH COVENANT HOSPITAL			2	100%	2
Delaware Court Healthcare Center		2			2
MINUTECLINIC DIAGNOSTIC OF VIRGINIA, LLC #1416		2			2
CARE CENTERS OF NASSAU LLC MINER ROAD NORTH		2			2
DOCTORS CARE OF PALM COAST			2	100%	2
ASANTE ROGUE REGIONAL MEDICAL CENTER L		2			2
PRECISION DIAGNOSTIC INC		2			2
CARE ATC SUN HYDRAULICS TALLAVAST			2	100%	2
WASHINGTON STATE DEPARTMENT OF HEALTH PUBLIC HEALTH LABORATORIES			2	100%	2
Walgreens #5984		2			2
SPRING HILL REGIONAL HOSPITAL			2	100%	2
MEDEXPRESS URGENT CARE- COLUMBIA HEIGH		2			2
MINUTE CLINIC DIAGNOSTIC OF VIRGINIA, LLC #7543		2			2
ADVENTHEALTH IMAGING PARTIN SETTLEMENT			2	100%	2
UNIVERSITY OF MISSOURI HEALTH CARE			2	100%	2
LEE MEMORIAL HOSPITAL BLOOD GAS LAB			2	100%	2
CVS MO4850POCT SPRINGFIELD		2			2
GOLDSTEIN			2	100%	2

COVID-19: testing by laboratory

Data through Feb 21, 2021 verified as of Feb 22, 2021 at 09:25 AM

Data in this report are provisional and subject to change.

The numbers in the table below represent the number of Florida and non-Florida residents for whom test results were received by the Department of Health. A person can be tested by more than one laboratory and can have both positive and negative results. **Therefore, the sum of the numbers in each column will be larger than the total number of people tested.**

Reporting lab	Inconclusive	Negative	Positive	Percent positive	Total
PALM CITY NURSING AND REHAB CENTER			2	100%	2
CVS CT288POCT BRISTOL		2			2
BOND COMMUNITY HEALTH CENTER			2	100%	2
WALGREENS #05477		2			2
COMMUNITY HEALTH CENTERS INC			2	100%	2
CHESTERFIELD HEALTHCARE GROUP, INC		2			2
LACORP		1	1	50%	2
MINUTECLINIC DIAGNOSTICS OF IND LLC		1	1	50%	2
CPL LABS			2	100%	2
A+ URGENT/PRIMARY CARE			2	100%	2
FLORIDA MEDICAL CLINIC CARDIOLOGY-ZH			2	100%	2
IN & OUT URGENT CARE METAIRIE			2	100%	2
PEACE RIVER MEDICAL CENTER		2			2
BROOKDALE ALTAMONTE SPRINGS			2	100%	2
DR. G'S URGENT CARE			2	100%	2
PM PEDIATRICS OF SELDEN, PLLC		2			2
BRANDYWYNE HEALTH CARE CENTER			2	100%	2
TALLAHASSEE MEMORIAL HEALTHCARE FAMILY MED RESIDENCY			2	100%	2
SARASOTA IMMEDIATE CARE			2	100%	2
CVS SC7567POCT BOILING SPRINGS		1	1	50%	2
TENNESSEE DEPARTMENT OF HEALTH (TDH) - REGIONAL LABORATORY			2	100%	2
RICHICHI FAMILY HEALTH			2	100%	2
MEDEXPRESS URGENT CARE, HERMITAGE		1	1	50%	2
THE WINDSOR ORTEGA		2			2
NEIGHBORCARE PHARMACY SERVICES		2			2
UT PATH			2	100%	2
SEASIDE MANOR			2	100%	2
SUNCREST OMNI		2			2
STUART SURGERY CENTER, LLC			2	100%	2
AFFORDABLE PRIMARY CARE LLC		2			2
PANCARE HEALTH - FRANKLIN CO			2	100%	2
MINUTECLINIC, LLC #05891		1	1	50%	2
MEDEXPRESS URGENT CARE - LINCOLN N 26T		2			2
CVS TX5877POCT PEARLAND		2			2
LIFETIME FAMILY URGENT CARE			2	100%	2
EXCEPTIONAL EMERGENCY CENTER - AMARILLO			2	100%	2
MIDWAY PRIMARY CARE LLC		2			2
MONROE URGENT CARE		2			2
ROCKEFELLER UNIVERSITY CLINICAL GENOMICS LABORATOR		2			2
Elba Nursing and Rehabilitation Center, LLC		2			2
PALMS OF FT MYERS,THE			2	100%	2
FLORIDA KEYS PED & ADOLES CTR			2	100%	2
University Center East			2	100%	2
Alden Des Plaines			2	100%	2
LEGACY ER AND URGENT CARE			2	100%	2
CVS PA10034POCT PITTSBURGH		2			2
Huntington Health Care and Rehabilitation Center		2			2

COVID-19: testing by laboratory

Data through Feb 21, 2021 verified as of Feb 22, 2021 at 09:25 AM

Data in this report are provisional and subject to change.

The numbers in the table below represent the number of Florida and non-Florida residents for whom test results were received by the Department of Health. A person can be tested by more than one laboratory and can have both positive and negative results. **Therefore, the sum of the numbers in each column will be larger than the total number of people tested.**

Reporting lab	Inconclusive	Negative	Positive	Percent positive	Total
FL DEPT OF HEALTH MARION COUNTY MOBILE HEALTH UNIT			2	100%	2
SOUTH BEND MEDICAL FOUNDATION			2	100%	2
ELMHURST MEMORIAL HOSPITAL			2	100%	2
NOVA SOUTHEASTERN UNIVERSITY - STUDENT MEDICAL CTR			2	100%	2
CONCENTRA - PLANT CITY		2			2
SOUTH TAMPA AFTER HOURS CLINIC			2	100%	2
REELFOOT FAMILY WALK IN CLINIC - TIPT		2			2
ALL4KIDZ PEDIATRICS LLC		2			2
LEGACY LABORATORY SERVICES			2	100%	2
MINUTECLINIC, LLC, DBA MINUTECLINIC #4		2			2
OSF SAINT FRANCIS MEDICAL CENTER			2	100%	2
MEDICAL CENTER OF CENTRAL GEORGIA			2	100%	2
DASCENA LABORATORY			2	100%	2
INTEAM HEALTH, INC.			2	100%	2
BLUEWATER TOXICOLOGY			2	100%	2
MINUTECLINIC DIAGNOSTIC OF OHIO #6147		1	1	50%	2
ATLAS GENOMICS			2	100%	2
NEWTON MEMORIAL HOSPITAL		2			2
CVS IN6713POCT BLOOMINGTON		2			2
Kroger 571 - The Little Clinic Hendersonville		1	1	50%	2
MIDDLE TENN MENTAL HEALTH INSTITUTE		2			2
FHCP ASC - ORANGE CITY			2	100%	2
FLORIDA DEPARTMENT OF HEALTH (FDOH)			2	100%	2
ORLANDO FAMILY PHYSICIANS INC			2	100%	2
DOCTOR'S IN-HOUSE LAB/COMMUNITY HEALTH CENTERS OF PINELLAS - JOHNNIE R			2	100%	2
MINUTECLINIC #1773		2			2
CVS NH6596POCT HAMPTON		2			2
CVS MINUTE CLINIC DIAGNOSTIC OF TN #3293		2			2
DELAWARE DIAGNOSTICS LABS			2	100%	2
TMH PHYSICIAN PARTNERS MONTICELLO		1	1	50%	2
SOUTHERN BREEZE HEALTHCARE		1	1	50%	2
GRACE HEALTHCARE OF LAKE WALES		1	1	50%	2
UNIVERSITY OF MIAMI SCCC RESEARCH LABORATORY			2	100%	2
Manor Care-Kingston Court of York PA, LLC		2			2
Chatham Nursing and Rehab Center		2			2
BOSTON PUBLIC HEALTH COMMISSION			2	100%	2
Kroger 441 - The Little Clinic Middletown		2			2
UNIVERSTIY OF ILLINOIS HOSPITAL			2	100%	2
HARRINGTON PARK HEALTH AND REHAB		2			2
INTEGRATED REGIONAL LABS			2	100%	2
UT AUSTIN UNIVERSITY HEALTH SERVICES			2	100%	2
GOUVERNEUR HOSPITAL LABORATORY		2			2
MORRISTOWN MEMORIAL HOSPITAL		2			2
Piney Grove Nursing and Rehabilitation Center		2			2
PHYSICIANS CARE INC		1	1	50%	2
CVS SC7334POCT LEXINGTON		2			2
TWELVE OAKS RECOVERY CENTER			2	100%	2

COVID-19: testing by laboratory

Data through Feb 21, 2021 verified as of Feb 22, 2021 at 09:25 AM

Data in this report are provisional and subject to change.

The numbers in the table below represent the number of Florida and non-Florida residents for whom test results were received by the Department of Health. A person can be tested by more than one laboratory and can have both positive and negative results. **Therefore, the sum of the numbers in each column will be larger than the total number of people tested.**

Reporting lab	Inconclusive	Negative	Positive	Percent positive	Total
CORNERSTONE MEDICAL CARE OF BRANDON		2			2
BAYMEADOWS PRIMARY CARE		2			2
Lake Charles Healthcare LLC dba Landmark Lake Charles			2	100%	2
CATHOLIC HEALTH LABORATORY SERVICES		2			2
LIFESPRING COMMUNITY HEALTH		2			2
CENTRAL FLORIDA FAMILY HEALTH CENTER		2			2
CVS IL7017POCT BLOOMINGTON		2			2
MEDEXPRESS URGENT CARE - MARTINSVILLE		2			2
PROSPECT URGENT CARE			2	100%	2
FHPG_EXP CARE PALM HARBOR			2	100%	2
TAMPA INTERNATIONAL AIRPORT			2	100%	2
ROCKWALL URGENT CARE			2	100%	2
SENDER RETREAT ADULT DAY CARE CENTERS			2	100%	2
SIMMONS			2	100%	2
MINUTECLINIC DIAGNOSTIC MEDICAL		2			2
MEDICAL ASSOCIATES OF BREVARD DR S VYAS			2	100%	2
MANSFIELD MEDICAL LODGE			2	100%	2
EAST NAPLES PEDIATRICS			2	100%	2
STOP URGENT CARE			2	100%	2
MEDAILLE COLLEGE WELLNESS CENTER		2			2
MEDEXPRESS URGENT CARE - OMAHA N 72 ST		2			2
BROOKSVILLE DIALYSIS			2	100%	2
ST. ELIZABETH HEALTHCARE			2	100%	2
MEMORIAL HERMANN CONSOLIDATED LABORATORY SERVICES			2	100%	2
MINUTECLINIC DIAGNOSTIC OF OHIO #4401		2			2
INTERNAL MEDICINE ASSOCIATES-DUNELLON			2	100%	2
RCA LABORATORY SERVICES LLC			2	100%	2
U OF MIAMI MILLER SCHOOL OF MEDICINE			2	100%	2
ST. JOSEPH REGIONAL MEDICAL CENTER			2	100%	2
BRITO MEDICAL CENTER			2	100%	2
JRS LABORATORY			2	100%	2
MINUTECLINIC 7196		2			2
CVS SC4286POCT EASLEY		2			2
COVANCE			2	100%	2
BERGEN COUNTY SURGICAL AND ENDOSCOPY CENTER		2			2
MC DIAGNOSTIC OF CONNECTICUT, PC #252		1	1	50%	2
Iron County Medical Care Facility		2			2
Walgreens #10207		2			2
GINKGO-IXLAYER		2			2
Kroger 687 - The Little Clinic Sugar Hill		1	1	50%	2
UNIVERSITY OF MARYLAND MEDICAL CENTER			2	100%	2
DELRAY BEACH HEALTH DEPT LAB			2	100%	2
NATIONAL JEWISH HEALTH			2	100%	2
CVS IL1170POCT JOLIET		2			2
DASCENA LAB			2	100%	2
SWEETWATER NURSING CENTER		2			2
RAPID RESULT CORP LLC		1	1	50%	2

COVID-19: testing by laboratory

Data through Feb 21, 2021 verified as of Feb 22, 2021 at 09:25 AM

Data in this report are provisional and subject to change.

The numbers in the table below represent the number of Florida and non-Florida residents for whom test results were received by the Department of Health. A person can be tested by more than one laboratory and can have both positive and negative results. **Therefore, the sum of the numbers in each column will be larger than the total number of people tested.**

Reporting lab	Inconclusive	Negative	Positive	Percent positive	Total
87TH MEDICAL GROUP – MCGUIRE AMBULATORY CARE FACILITY		2			2
NEW BRIDGE MEDICAL CENTER		2			2
MINUTECLINIC, LLC (CLINIC 10928)		2			2
US LABS		2			2
AMEDISYS HOME HEALTH OF GREENVILLE			2	100%	2
AUGUSTA HEALTH SKILLED CARE			2	100%	2
UW HOSPITAL AND CLINICS		1	1	50%	2
WELLMED AT FORT PIERCE		1	1	50%	2
SUNNYSIDE MANOR		2			2
Gracemore Nursing and Rehab		2			2
COOPER CLINIC			2	100%	2
CVS MO10151POCT SPRINGFIELD		1	1	50%	2
KANSAS CITY VA MEDICAL CENTER			2	100%	2
ENCOMPASS HEALTH REHABILITATION OF ALTAMONTE			2	100%	2
QUEST DIAGNOSTICS CLINICAL LABORATORIES INC		2			2
FLORIDA DEPARTMENT OF HEALTH IN LEE COUNTY		1	1	50%	2
MID-FLORIDA PATHOLOGY LLC - MOBILE UNIT # 3			2	100%	2
AIRPORT CLINIC			2	100%	2
MAGNOLIA ADULT, LLC			2	100%	2
OUR LADY OF THE LAKE REGIONAL MEDICAL CENTER			2	100%	2
POPLAR HEALTHCARE			2	100%	2
FLORIDA DEPARTMENT OF HEALTH IN ESCAMBIA COUNTY		1	1	50%	2
LILY PHARMACY		2			2
PINARD HOME HEALTH SERVICES INC			2	100%	2
Good Samaritan Society-Blackduck		1	1	50%	2
STATCARE URGENT AND WALK-IN			2	100%	2
RAPID MEDLAB (004MO)		2			2
MIDWAY SPECIALTY CARE RX LLC			2	100%	2
CONCENTRA - ORLANDO SOUTH II		2			2
FAMILY CARE SPECIALISTS OF ORLANDO			2	100%	2
DEER'S HEAD CENTER		2			2
SCDHEC BUREAU OF LABORATORIES			2	100%	2
LPG PRIMARY CARE AT PINE ISLAND		2			2
CVS NV2928POCT LAS VEGAS		2			2
BOONES CREEK URGENT CARE		1	1	50%	2
BELLIN HOSPITAL			2	100%	2
ENVOY OF FORK UNION, LLC DBA ENVOY AT THE VILLAGE		2			2
SACRED HEART HOSPITAL ON THE EMERALD			2	100%	2
WISE HEALTH SYSTEM		1	1	50%	2
SANIBEL MEDICAL CLINIC			2	100%	2
BIOMAT USA			2	100%	2
NYU LANGONE HUNTINGTON MEDICAL GROUP		2			2
Parkridge Specialty Care		2			2
NASSAU UNIVERSITY MEDICAL CENTER DEPT		1	1	50%	2
STATE OF FLORIDA			2	100%	2
Hartwell Health and Rehabilitation		2			2
NIBHA MEDIRATTA MD PL			2	100%	2

COVID-19: testing by laboratory

Data through Feb 21, 2021 verified as of Feb 22, 2021 at 09:25 AM

Data in this report are provisional and subject to change.

The numbers in the table below represent the number of Florida and non-Florida residents for whom test results were received by the Department of Health. A person can be tested by more than one laboratory and can have both positive and negative results. **Therefore, the sum of the numbers in each column will be larger than the total number of people tested.**

Reporting lab	Inconclusive	Negative	Positive	Percent positive	Total
John Knox Manor Inc II		1	1	50%	2
CHNJ		2			2
LAKE BALDWIN			2	100%	2
PALM MEDICAL CENTER - PLANT CITY		2			2
Robert Cranfield			2	100%	2
Manorcare Health Services West Reading North		2			2
Kroger 328 - The Little Clinic Henderson Road		2			2
HANOVER ENDOSCOPY CENTER		2			2
ADVOCATE SHERMAN HOSPITAL			2	100%	2
IN AND OUT URGENT CARE			2	100%	2
MEDEXPRESS URGENT CARE - ROSS TOWNSHIP		2			2
ADVANTA ANALYTICAL LABORATORIES			2	100%	2
CVS CA9721POCT ARCADIA		2			2
DOWN HOME MEDICAL			2	100%	2
GENETIC ASSAYS INC			2	100%	2
MINIUTECLINIC DIAG OF IND, LLC #6553		2			2
ORMOND BEACH URGENT CARE			2	100%	2
WEST COAST PEDIATRICS			2	100%	2
Walgreens #9278		2			2
MILFORD REGIONAL HOSPITAL			2	100%	2
RIVERSIDE METHODIST HOSPITAL LAB			2	100%	2
ANDERSON COUNTY HOSPITAL			2	100%	2
H/L of WEst AShley Rhabilitation and Nursing Center		2			2
CVS MD1881POCT DUNKIRK		2			2
HEARTLAND HOME HEALTH CARE		2			2
SCIENTIFIC LABORATORY COMPANY		2			2
ADVENTHEALTH MEDICAL GROUP INTERNAL MEDICINE AT			2	100%	2
UNIVERSITY HOSPITAL OF BROOKLYN		2			2
OSF ST JOSEPH MEDICAL CENTER			2	100%	2
JOHNSON CITY MEDICAL CENTER		1	1	50%	2
SYNEOS HEALTH			2	100%	2
APALACHEE CENTER INC		2			2
WEST FLORIDA MEDICAL ASSOCIATES, PA			2	100%	2
WILLAMETTE VALLEY TOXICOLOGY LLC		2			2
Great Lakes Health Center			2	100%	2
RHODE ISLAND DEPARTMENT OF HEALTH LABORATORIES			2	100%	2
HOLY TRINITY PHARMACY LLC		2			2
MARTIN MEDICAL CENTER INC		1	1	50%	2
MINUTECLINIC DIAGNOSTIC OF SC, LLC #4		2			2
UNIVERSITY COMMUNITY HEALTH SERVICES		1	1	50%	2
CROSTOWN PHARMACY		2			2
METROHEALTH SYSTEM			2	100%	2
THE EDGEWATER AND WATERMAN VILLAGE			2	100%	2
Kroger 745 - The Little Clinic Somerset		2			2
Bedford Care Center of Hattiesburg		2			2
WESTMINSTER SUNCOAST			2	100%	2
PHOEBE BERKS HEALTH CARE CENTER		2			2

COVID-19: testing by laboratory

Data through Feb 21, 2021 verified as of Feb 22, 2021 at 09:25 AM

Data in this report are provisional and subject to change.

The numbers in the table below represent the number of Florida and non-Florida residents for whom test results were received by the Department of Health. A person can be tested by more than one laboratory and can have both positive and negative results. **Therefore, the sum of the numbers in each column will be larger than the total number of people tested.**

Reporting lab	Inconclusive	Negative	Positive	Percent positive	Total
ACCESS LABORATORIES LLC			2	100%	2
VIRGINIA DEPT OF HEALTH OFFICE OF EPIDEMIOLOGY			2	100%	2
BFT LAB			2	100%	2
MINUTECLINIC DIAGNOSTIC OF KANSAS PA		2			2
CVS MINUTE CLINIC DIAGNOSTIC MED GRP		2			2
MAGNOLIA MANOR OF COLUMBUS		2			2
MARCO ISLAND MEDICAL CENTER			2	100%	2
MASSACHUSETTS DEPARTMENT OF HEALTH			2	100%	2
Jackson Health Care Facility			2	100%	2
MISSION HOSPITAL REGIONAL MEDICAL CENTER			2	100%	2
HEALTH FIRST MEDICAL GROUP			2	100%	2
CDK LIBERTY ENTERPRISES, LLC		2			2
RAINY LAKE MEDICAL CENTER			2	100%	2
UVA HEALTH SYSTEM MEDICAL LABORATORIES			2	100%	2
UNITED MEMORIAL MEDICAL CENTER			2	100%	2
NORTH MCALLEN PEDIATRIC CENTER			2	100%	2
DUKE HEALTH REGIONAL HOSPITAL			2	100%	2
CVS AZ9290POCT PHOENIX		2			2
GILCHRIST COUNTY FIRE DEPARTMENT			2	100%	2
CVS PA1193POCT JENKINTOWN		2			2
NORTH MANATEE HEALTH CARE CENTER			2	100%	2
WISCONSIN STATE LABORATORY OF HYGIENE		1	1	50%	2
GREEN POINT RX INC DBA ALTRU CHEMISTS		2			2
MARTHA A PRICE MD PA		1	1	50%	2
AUSTIN REGIONAL CLINIC MICROBIOLOGY LAB			2	100%	2
GASTROENTEROLOGY ASSOCIATES			2	100%	2
ADVENTHEALTH MEDICAL GROUP PEDIATRICS AT APOPKA		2			2
CONWAY MEDICAL CENTER			2	100%	2
Tidelands Health Rehabilitation Hospital			2	100%	2
GALEN BAYLOR EXTENSION		2			2
SOUTHEAST GEORGIA HEALTH SYSTEM			2	100%	2
HARBORCHASE OF GAINESVILLE			2	100%	2
ASPIRUS RIVERVIEW HOSPITAL & CLINICS INC		1	1	50%	2
MEDEXPRESS URGENT CARE-SELINGSGROVE		2			2
CREATIVE HEALTH CENTER			2	100%	2
RIVERVIEW MEDICAL CLINIC		2			2
SIGNAL DIAGNOSTICS DBA FLOWHEALTH LABS			2	100%	2
SOUTHEASTERN INSTITUTE OF RESTORATIVE MEDICINE		1	1	50%	2
SPRINGHILL SENIOR RESIDENCE		2			2
PARKLAND HEALTH & HOSPITAL			2	100%	2
Holiday Retirement Home			2	100%	2
CHI MEMORIAL PRIMARY CARE ASSOCIATES-A		2			2
PARKRIDGE MEDICAL CENTER			2	100%	2
ESCANDON DIAGNOSTIC CLINIC			2	100%	2
Georgiana Health and Rehabilitation, LLC		2			2
MEDEXPRESS URGENT CARE - WEXFORD		2			2
PruittHealth Lakehaven		2			2

COVID-19: testing by laboratory

Data through Feb 21, 2021 verified as of Feb 22, 2021 at 09:25 AM

Data in this report are provisional and subject to change.

The numbers in the table below represent the number of Florida and non-Florida residents for whom test results were received by the Department of Health. A person can be tested by more than one laboratory and can have both positive and negative results. **Therefore, the sum of the numbers in each column will be larger than the total number of people tested.**

Reporting lab	Inconclusive	Negative	Positive	Percent positive	Total
QUEST DIAGNOSTICS INCORPORATED			2	100%	2
Providence of Sparta Health and Rehabilitation		2			2
DIVERSE MEDICAL CARE LLC			2	100%	2
MAIN STREET MEDICAL CENTERS		2			2
441 URGENT CARE-MULBERRY			2	100%	2
PALMETTO FAMILY HEALTH CENTER			2	100%	2
Kroger 096 - The Little Clinic Orchard and Holly		2			2
SPECTRUM HEALTH			2	100%	2
MEDEXPRESS URGENT CARE-BLOOMFIELD AVEN		2			2
VALLEY MEDICAL LABORATORY			2	100%	2
DNA DIAGNOSTICS CENTER		2			2
MEDEXPRESS URGENT CARE - LEDGEWOOD		2			2
BENEVA LAKES ASSISTED LIVING CENTER			2	100%	2
VEIL VALLEY MEDICAL CENTER			2	100%	2
REGIONAL MEDICAL CENTER BAYONET POINT			2	100%	2
RRMC CREEKSIDE LAB		2			2
DALLAS VA MEDICAL CENTER - VA NORTH TEXAS HEALTH CARE SYSTEM			2	100%	2
SUMMERFIELD RETIREMENT LIVING, INC			2	100%	2
LABCORP OF AMERICA HOLDINGS		1	1	50%	2
WHITESANDS OUTPATIENT TREATMENT		2			2
AMI ST FRANCIS HOSPITAL LABORATORY		1	1	50%	2
ASSOCIATES IN UROGYNECOLOGY MD LLC		2			2
WEST DADE PEDIATRICS			2	100%	2
CVS PA1657POCT YORK		1	1	50%	2
Lakeside Oaks Care Center			2	100%	2
ACN PHYSICIANS GROUP CORP			2	100%	2
MAYO CLINIC GROUP PRACTICE LABORATORY			2	100%	2
ARCPPOINT LABS OF ALTAMONTE SPRINGS			2	100%	2
CVS TN7144POCT BARTLETT		2			2
PUBLIC HEALTH LABORATORY	1		1	50%	2
EXPEDIAN URGENT CARE			2	100%	2
MINUTECLINIC DIAGNOSTIC PA #7110		2			2
FLORIDA MEDICAL CENTER OF CLEARWATER		2			2
CVS MA447POCT NORTHAMPTON		2			2
SMITH NORTHVIEW HOSPITAL LAB			2	100%	2
HAMILTON COUNTY HEALTH DEPARTMENT		2			2
DAYTON CHILDRENS HOSPITAL LAB			2	100%	2
MINUTECLINIC DIAGNOSTIC, PA #10252		2			2
EASTLAKE MEDICAL CENTER		2			2
PICHARDO CLINIC, THE			2	100%	2
LABRADOR PRIMARY CARE CENTER			2	100%	2
MEDEXPRESS - WILMINGTON KIRKWOOD HIGHWAY		2			2
LEHIGH MEDICAL AND RESEARCH CENTER, INC			2	100%	2
CVS IL8753POCT CHICAGO		2			2
MIAMI DADE MEDICAL RESEARCH INSTITUTE			2	100%	2
RIGHT AT HOME			2	100%	2
Walgreens #12427		1	1	50%	2

COVID-19: testing by laboratory

Data through Feb 21, 2021 verified as of Feb 22, 2021 at 09:25 AM

Data in this report are provisional and subject to change.

The numbers in the table below represent the number of Florida and non-Florida residents for whom test results were received by the Department of Health. A person can be tested by more than one laboratory and can have both positive and negative results. **Therefore, the sum of the numbers in each column will be larger than the total number of people tested.**

Reporting lab	Inconclusive	Negative	Positive	Percent positive	Total
Ocala Regional Kidney Center East			2	100%	2
South Dakota Department of Health		2			2
Mclaren Regional Medical Center			2	100%	2
Harmonious Home Health, LLC		2			2
Murfreesboro Medical Clinic		2			2
ExpressCare Urgent Care Center			2	100%	2
Tulane Medical Center			2	100%	2
Palm Bay Community Outpatient Clinic		2			2
MeDEXpress Urgent Care-Wilkins Township, William Penn Highway		2			2
Memorial Health University Medical Center			2	100%	2
Mid-Florida Hematology and Oncology Centers		2			2
Baptist Healthcare - Lakeview Center Inc		2			2
Cleveland Clinic Imaging			2	100%	2
Crossroads			2	100%	2
Bayshore Medical Center			2	100%	2
Holy Family Medical Center		1	1	50%	2
Specialty Laboratories			2	100%	2
MeDEXpress Urgent Care - East Brunswick		2			2
CVS TX2263POCT San Antonio		2			2
MeDEXpress Urgent Care - Brookhaven		2			2
Well Health Labs			2	100%	2
Doctors Medical Ctr of Walton County			2	100%	2
Blackwater River			2	100%	2
MeDEXpress Urgent Care - Jeannette		2			2
Lab Corp of Amer San Diego			2	100%	2
Vital Care Clinic, LLC			2	100%	2
Trinity Dialysis			2	100%	2
Kroger 686 - The Little Clinic Farragut		2			2
St John's Riverside Hospital		2			2
MinuteClinic Diag of Ind, LLC #5369		1	1	50%	2
Hackensack Univ Medical Center At Pasc		1	1	50%	2
DRR JMC Urgent Care Donald Ross			2	100%	2
ACM Medical Laboratory Alliance			2	100%	2
Good Samaritan Society Waukon		2			2
MinuteClinic Diagnostic of North Caro		2			2
MD Now Urgent Care Center Inc.			2	100%	2
Children's Medical Center-East Orlando			2	100%	2
Mid - Florida Pathology LLC		1	1	50%	2
Julie Staats DO		2			2
Univeristy of Memphis Athletic Traini		2			2
Buffalo Crossings Healthcare and Rehabilitation Center			2	100%	2
Houston Health Department - Bureau of Laboratory Services			2	100%	2
Family First Pediatrics			2	100%	2
HPH Home Care		1	1	50%	2
Express Care Walk-In Clinic			2	100%	2
Central Florida Primary Care			2	100%	2
MeDEXpress Urgent Care - Mylan			2	100%	2

COVID-19: testing by laboratory

Data through Feb 21, 2021 verified as of Feb 22, 2021 at 09:25 AM

Data in this report are provisional and subject to change.

The numbers in the table below represent the number of Florida and non-Florida residents for whom test results were received by the Department of Health. A person can be tested by more than one laboratory and can have both positive and negative results. **Therefore, the sum of the numbers in each column will be larger than the total number of people tested.**

Reporting lab	Inconclusive	Negative	Positive	Percent positive	Total
Iowa Veterans Home		2			2
SYLVAN NURSING			2	100%	2
SERENADES BY SONATA		1	1	50%	2
ADVANCE FAMILY PRACTICE LLC□			2	100%	2
THE HOSPITAL OF PROVIDENCE EMERGENCY ROOM			2	100%	2
WURLAND NURSING AND REHABILITATION, L		2			2
ACCESS CARE MEDICAL GROUP LLC		2			2
ONTARIO COUNTY PUBLIC HEALTH		2			2
TGH Brandon Healthplex Laboratory			2	100%	2
CVS CA9606POCT TEMECULA		2			2
Avanti Wellness and Rehab			2	100%	2
HOME CARE PHARMACY OF PALM COAST INC		2			2
NYUMC CLINICAL LABORATORIES			2	100%	2
CITRUS PARK			2	100%	2
MINUTECLINIC MINUTECLINIC #4978		1	1	50%	2
NORTH DAKOTA VETERANS HOME		2			2
320 S TRANSIT ST		2			2
ONE MEDICAL GROUP		1	1	50%	2
First Care Living Center/Essentia Health			2	100%	2
SOUTHERN TENNESSEE MEDICAL CENTER			2	100%	2
WE CARE HOME HEALTH SOLUTIONS LLC			2	100%	2
FLORIDA CLINICAL LABORATORY INC			2	100%	2
CONEMAUGH MEMORIAL MEDICAL CENTER		2			2
ST JOSEPH'S HOSPITAL NORTH LABORATORY			2	100%	2
BIONIC TECHNOLOGIES CORPORATION			2	100%	2
GULF COAST IMMEDIATE CARE CENTER		1	1	50%	2
CVS NC3803POCT MOORESVILLE		2			2
CSS- TWELVE OAKS			2	100%	2
CEDARS-SINAI MEDICAL CENTER			2	100%	2
POMONA VALLEY COMMUNITY HOSPITAL			2	100%	2
COOK HOSPITAL AND CARE CENTER		1	1	50%	2
CVS RI326POCT NORTH SMITHFIELD		2			2
PLASMA MED RESEARCH DBA		2			2
MID AMERICA CLINICAL LABS			2	100%	2
VANAYER HEALTHCARE AND REHAB CENTER		2			2
ACKERMAN CANCER CENTER		2			2
NORTH COUNTRY FAMILY HEALTH CENTER INC		2			2
NEW YORK PSYCHIATRIC INSTITUTE		2			2
EDGEWATER RETIREMENT MANOR			2	100%	2
SUMMIT URGENT CARE PS			2	100%	2
ROBERTS WESLEYAN COLLEGE HEALTH CENTE		2			2
GERM BUSTERS 911 LLC			2	100%	2
ADVENTHEALTH EAST ORLANDO EMPLOYEE CLINIC		2			2
NEMOURS CHILDREN'S URGEN CARE			2	100%	2
MARCO ISLAND HOSPITAL INC D/B/A		1	1	50%	2
MINUTECLINIC #2797		2			2
PALM BEACH DIABETES & ENDOCRINE SPECIALISTS PA			2	100%	2

COVID-19: testing by laboratory

Data through Feb 21, 2021 verified as of Feb 22, 2021 at 09:25 AM

Data in this report are provisional and subject to change.

The numbers in the table below represent the number of Florida and non-Florida residents for whom test results were received by the Department of Health. A person can be tested by more than one laboratory and can have both positive and negative results. **Therefore, the sum of the numbers in each column will be larger than the total number of people tested.**

Reporting lab	Inconclusive	Negative	Positive	Percent positive	Total
UNIVERSITY OF TEXAS AT EL PASO, THE			2	100%	2
PREVENTIVE HEALTH PARTNERS I L S C		2			2
PRECISION CLINICAL RESEARCH			2	100%	2
BRENTWOOD AT FORE RANCH			2	100%	2
BAY CORRECTIONAL AND REHABILITATION FACILITY			2	100%	2
MEMORIAL HERMANN			2	100%	2
BD MEDICAL SYSTEMS			2	100%	2
MAJESTIC GUARDIANS			2	100%	2
Sears Coastal Nursing and Rehab		2			2
PATIENT FIRST MEDICAL CENTER-CARYTOWN			2	100%	2
BLACK STALLION WALK IN AND EXERCISE CLINICS LLC		1	1	50%	2
CIGNA GATEWAY			2	100%	2
Stillwater Healthcare		2			2
MINUTECLINIC, DIAGNOSTIC OF TEXAS, LLC		2			2
MADISON HOSPITAL LABORATORY			2	100%	2
Robert Wood Johnson University Hospital		1	1	50%	2
MEMORIAL HOSPITAL OF SOUTH BEND			2	100%	2
FLORIDA MEDICAL CENTER			2	100%	2
HEALTH EXPRESS URGENT CARE			2	100%	2
ADVANCED MEDICAL CARE			2	100%	2
ARLINGTON DIALYSIS CENTER LLC		2			2
MINUTECLINIC DIAGNOSTIC OF TEXAS, LLC #7435		2			2
Garden Isle Healthcare and Rehabilitation Center		2			2
WALGREENS #10972	1	1			2
AFTER HOURS PEDS			2	100%	2
BAYSTATE MEDICAL CENTER		1	1	50%	2
Workmens Circle Multicare Center		2			2
MAINE CENTER FOR DISEASE CONTROL AND PREVENTION			2	100%	2
CVS PA7611POCT ALLISON PARK		2			2
AdventHealth Care Center Orlando North			2	100%	2
LEE MEMORIAL HEALTH SYSTEM D/B/A			2	100%	2
NEW YORK CITY CENTRAL COVID			2	100%	2
BEAUFORT MEMORIAL			2	100%	2
PINELLAS CHD - CLEARWATER		1	1	50%	2
CVS M08556POCT KANSAS CITY		2			2
BROOKDALE PALM BEACH GARDENS			2	100%	2
CVS OH6149POCT UPPER ARLINGTON		1	1	50%	2
MEDEXPRESS URGENT CARE-MT PLEASANT		1	1	50%	2
MEDEXPRESS URGENT CARE - BRIDGEVILLE		2			2
KETAMINE HEALTH CENTERS AT BONITA SPRINGS, LLC		2			2
BAYCARE LABORATORIES			2	100%	2
SOUTHEAST GEORGIA HEALTH SYSTEM, INC D		2			2
NORTHSIDE FAMILY MEDICINE AND URGENT CARE (HOLLY SPRINGS)		2			2
CITY OF NEW YORK DEPARTMENT OF HEALTH			2	100%	2
WHOLE CHILD PEDIATRICS			2	100%	2
UF KANAPAHA LAB BEAKER		2			2
WALGREENS #13605		2			2

COVID-19: testing by laboratory

Data through Feb 21, 2021 verified as of Feb 22, 2021 at 09:25 AM

Data in this report are provisional and subject to change.

The numbers in the table below represent the number of Florida and non-Florida residents for whom test results were received by the Department of Health. A person can be tested by more than one laboratory and can have both positive and negative results. **Therefore, the sum of the numbers in each column will be larger than the total number of people tested.**

Reporting lab	Inconclusive	Negative	Positive	Percent positive	Total
CARE 365			2	100%	2
WARE EXPRESS CARE			2	100%	2
KAILOS GENETICS INC			2	100%	2
FLORIDA MEDICAL CLINIC RADIOLOGY DALE MABRY		2			2
MIDDLEBURG PEDIATRICS			2	100%	2
NIAGARA APOTHECARY INC		2			2
BIRMINGHAM INTERNAL MEDICINE ASSOCIATE		1	1	50%	2
CVS IN6559POCT AVON		2			2
SPRINGFIELD HOSPITAL LABORATORY			2	100%	2
CVS TX4397POCT CYPRESS		2			2
CVS PA2582POCT SPRINGFIELD		2			2
CARENOW LENEXA			2	100%	2
POINTE AT NEW PORT PLACE,THE		2			2
CVS HEALTH, #1994		1	1	50%	2
FIRST PREVENTION AND DIALYSIS CENTER LLC			2	100%	2
Kroger 127 - The Little Clinic Lakewood-Alameda		2			2
LEGACY ER & URGENT CARE - FRISCO WEST			2	100%	2
MEDSTAR HARBOR HOSPITAL			2	100%	2
TREASURE COAST URGENT & FAMILY CARE			2	100%	2
URGENT CARE AND SURGERY CENTER			2	100%	2
HERNANDO CHILDREN'S			2	100%	2
RENFREW CENTERS INC		2			2
STARLING AT SAN JOSE			2	100%	2
MEASE COUNTRYSIDE HOSPITAL CARDIAC REH			2	100%	2
FRESENIUS KIDNEY CARE			2	100%	2
CERTIVIA LABORATORIES			2	100%	2
Cortland Acres Association		2			2
MIDLAND MEMORIAL HOSPITAL			2	100%	2
CVS KY4779POCT LOUISVILLE		2			2
INSPIRE HEALTHCARE CENTER			2	100%	2
LAKEVIEW HEALTH CARE SYSTEM LLC			2	100%	2
MERCY CONVENIENT CARE			2	100%	2
Alden Terrace of McHenry			2	100%	2
MINUTECLINIC, LLC #07852		2			2
THE RIM URGENT CARE			2	100%	2
PEACEHEALTH CENTRAL		2			2
DESERT HOSPITAL/CPHU CLINICAL LABORATORY			2	100%	2
AFC PHYSICIANS OF FLORIDA, PA			2	100%	2
COMPLETE HEALTH MEDICAL CENTER			2	100%	2
THE CLUB AT BOYNTON BEACH, LLC			2	100%	2
CVS NJ837POCT MARLTON		2			2
LEXINGTON PLACE			2	100%	2
FLORIDA DEPARTMENT OF HEALTH IN ALACHUA COUNTY -			2	100%	2
MANATEE MEMORIAL HOSPITAL CLINICAL LABORATORY			2	100%	2
Heartland Healthcare Center Boca Raton			2	100%	2
EMERALD TRACE		2			2
ALVERNO CLINICAL LABORATORIES			2	100%	2

COVID-19: testing by laboratory

Data through Feb 21, 2021 verified as of Feb 22, 2021 at 09:25 AM

Data in this report are provisional and subject to change.

The numbers in the table below represent the number of Florida and non-Florida residents for whom test results were received by the Department of Health. A person can be tested by more than one laboratory and can have both positive and negative results. **Therefore, the sum of the numbers in each column will be larger than the total number of people tested.**

Reporting lab	Inconclusive	Negative	Positive	Percent positive	Total
OLEAN GENERAL HOSPITAL		2			2
UNIVERSITY HEALTH SERVICES RIVER CAMPUS		2			2
Kroger 596 - The Little Clinic Brentwood		2			2
MEDEXPRESS URGENT CARE-SALINA, S 9TH ST		2			2
SIGNATURE HEALTHCARE OF MIDDLEBURG		2			2
LOWELL GENERAL HOSPITAL			2	100%	2
CVS SC2497POCT LEXINGTON		2			2
EXPRESS CARE OF THE SHOALS		1	1	50%	2
JACKSON LABORATORY OF GENOMIC MEDICINE		2			2
New Jersey Aim At Smg		2			2
BAYLOR SCOTT & WHITE COMPREHENSIVE WOUND			2	100%	2
HOME ACCESS HEALTH			2	100%	2
CLARA MAASS TRANSITIONAL CARE UNIT		2			2
NEW YORK STATE DEPARTMENT OF HEALTH		1	1	50%	2
CROSSROADS URGENT CARE DBA URGENT TEA		2			2
YOUTH AND YOU, INC		2			2
STARR COUNTY MEMORIAL HOSPITAL			2	100%	2
NORTHEAST PEDIATRICS			2	100%	2
STARR CITY OF ROMA COMMUNITY CENTER			2	100%	2
ADVENTHEALTH IMAGING LAKE NONA			2	100%	2
CHRISTUS SPOHN HOSPITAL			2	100%	2
DEPT OF HEALTH			2	100%	2
UWMC MONTLAKE DEPT OF LAB MED			2	100%	2
VALUE DRUGS BRONXVILLE INC		2			2
MAWD PATHOLOGY GROUP			2	100%	2
MEDEXPRESS URGENT CARE - SPRINGDALE, S 40TH STREET		2			2
MEDLOGIC, LLC		2			2
HAWAII DEPARTMENT OF HEALTH			2	100%	2
OAKMONT WEST- GREENVILLE SC		2			2
THOMASVILLE REGIONAL MEDICAL CENTER		2			2
NEMOURS CHILDRENS PRIMARY CARE			2	100%	2
CVS OH4301POCT NORTHFIELD		2			2
GOLDMAN SACHS HEALTH CENTER		2			2
MEMORIAL HOSPITAL OF CARBONDALE			2	100%	2
SOUTHSIDE FAMILY MEDICAL		2			2
CRUC CMCH-COVID-19		2			2
STAGES OF LIFE MEDICAL INSTITUTE			2	100%	2
HAMILTON CHD		2			2
GIGI WOOD DAVIS DO-FAMILY MEDICINE		2			2
CLEAR LAKE REGIONAL MEDICAL CENTER			2	100%	2
CAREWELL JW - WORCESTER LNC			2	100%	2
GULF COAST MEDICAL CENTER RESPIRATORY CARE			2	100%	2
MINUTECLINIC DIAG OF IND LLC #1138		1	1	50%	2
SOUTHERN SURGICAL ARTS		2			2
MINUTECLINIC DIAGNOSTIC OF OHIO #6192		2			2
CVS OH5457POCT POWELL		2			2
MEMORIAL HERMANN HOSPITAL			2	100%	2

COVID-19: testing by laboratory

Data through Feb 21, 2021 verified as of Feb 22, 2021 at 09:25 AM

Data in this report are provisional and subject to change.

The numbers in the table below represent the number of Florida and non-Florida residents for whom test results were received by the Department of Health. A person can be tested by more than one laboratory and can have both positive and negative results. **Therefore, the sum of the numbers in each column will be larger than the total number of people tested.**

Reporting lab	Inconclusive	Negative	Positive	Percent positive	Total
MONICE DR.			2	100%	2
OAKBRIDGE TERRACE AT SAE			2	100%	2
GEISINGER MEDICAL CENTER		2			2
CVS IL3163POCT OAK PARK		2			2
MARQUESA MEDICAL		2			2
INTERIM HEALTHCARE OF PALM COAST			1	100%	1
NORTH CAROLINA STATE LABORATORY OF PUBLIC HEALTH, SPECTRUM LAB NETWORK			1	100%	1
PEDIATRIC ASSOCIATES - JACKSONVILLE			1	100%	1
PRIMEX CLINICAL LABORATORIES INC			1	100%	1
CVS CA9497POCT IRVINE		1			1
Mountain City Care and Rehabilitation Center		1			1
WOMENS CARE FLORIDA LLC			1	100%	1
WELLPATH			1	100%	1
WALGREENS #5130			1	100%	1
Garden Villa Bedford		1			1
ADVENTHEALTH HOME CARE WATERMAN			1	100%	1
LAKE MARY OPTUM FLORIDA			1	100%	1
CVS OH4300POCT STRONGSVILLE		1			1
Crowne Health Care of Mobile		1			1
SWIFTCARE URGENT CARE, PLLC			1	100%	1
Bolingreen Health and Rehabilitation		1			1
Washington County Nursing H0me			1	100%	1
ONPOINT URGENT CARE			1	100%	1
NEW YORK STATE DEPARTMENT OF HEALTH			1	100%	1
CVS CT1109POCT BETHEL		1			1
Masonic Medical Research Institute			1	100%	1
FLORIDA HOSPITAL TRANSPLANT CENTER		1			1
ST JOSEPHS CHILDRENS HOSPITAL PEDI TRANSPORT			1	100%	1
MINUTECLINIC DIAGNOSTIC OF VIRGINIA, LLC		1			1
DW MCMILLAN MEMORIAL HOSPITAL LABORATORY			1	100%	1
COLONIAL MEDICAL CENTER-EAST ORLANDO			1	100%	1
COMMONWEALTH OF VIRGINIA DIVISION OF CONSOLIDATED LABORATORY SERVICES			1	100%	1
SUNCOAST COMMUNITY HEALTH CENTERS INC		1			1
HALIFAX FAMILY HEALTH CENTER			1	100%	1
ADVANCE HEALTH AND WELLNESS SOLUTIONS			1	100%	1
CLEVELAND CLINIC FLORIDA WAIVED			1	100%	1
HIGH DESERT COURT GROUP HOME			1	100%	1
UNLIMITED MEDICAL SERVICES OF FL PL DBA		1			1
SHANDS JACKSONVILLE CLINICAL CENTER			1	100%	1
ALTA BATES SUMMIT MEDICAL CENTER CLINICAL LAB			1	100%	1
STANLY REGIONAL MEDICAL CENTER			1	100%	1
LSU MEDICAL CENTER			1	100%	1
MID-FLORIDA PATHOLOGY LLC		1			1
NORTH PALM BEACH DIALYSIS CENTER			1	100%	1
EH FARGO HOSPITAL LABORATORY			1	100%	1
FLORIDA STATE UNIVERSITY HEALTH SERVICES			1	100%	1
Moab Regional Hospital			1	100%	1

COVID-19: testing by laboratory

Data through Feb 21, 2021 verified as of Feb 22, 2021 at 09:25 AM

Data in this report are provisional and subject to change.

The numbers in the table below represent the number of Florida and non-Florida residents for whom test results were received by the Department of Health. A person can be tested by more than one laboratory and can have both positive and negative results. **Therefore, the sum of the numbers in each column will be larger than the total number of people tested.**

Reporting lab	Inconclusive	Negative	Positive	Percent positive	Total
YUMA REGIONAL MEDICAL CENTER			1	100%	1
LABTEST LLC LABTEST DIAGNOSTICS			1	100%	1
ORMC-ARDEN/EOI			1	100%	1
Wedgewood Manor		1			1
Cerenity Senior Care-White Bear Lake		1			1
TMH PHYSICIAN PARTNERS WAKULLA			1	100%	1
INDIGO PALMS			1	100%	1
ADVANCED LABORATORY SERVICES			1	100%	1
MIAMI CHILDRENS HOSPITAL MIDTOWN OUTPATIENT CENTER			1	100%	1
PT&J REHAB - VILLAGE OF ROYAL PALM BEACH		1			1
DEVITA		1			1
ASCENSION ST VINCENT'S - WESTSIDE			1	100%	1
CHIPOLA QUICK CARE			1	100%	1
Good Samaritan Society-Atkinson		1			1
ENCORE AT BOCA RATON, THE			1	100%	1
MOUNT SINAI COMPREHENSIVE CANCER CENTER			1	100%	1
CARSON NURSING AND REHABILITATION CENTER		1			1
FLORIDA HEART AND VASCULAR MULTISPECIALTY GROUP PA			1	100%	1
ENCOMPASS HEALTH REHABILITATION			1	100%	1
BAPTIST HEALTH PRIMARY CARE AT CUTLER BAY			1	100%	1
Kroger 49 - The Little Clinic Wichita - 21st St.			1	100%	1
LOWER KEYS COMMUNITY HEALTH CENTER			1	100%	1
SOUTHERN WINDS			1	100%	1
SMA BEHAVIORAL HEALTH SERVICES INC		1			1
MID-SOUTH URGENT CARE, PLLC			1	100%	1
MINUTE CLINIC DIAGNOSTIC MED GRP OF CA		1			1
LONESTAR 24HRER MANAGEMENT LLC DBA LONESTAR 24HRER			1	100%	1
Kroger 629 - The Little Clinic Cartersville, GA Hwy 41		1			1
ODYSSEY HEALTH CARE OF MARION COUNTY LLC		1			1
JACKSONVILLE VA OPC			1	100%	1
HARDIN MEMORIAL HOSPITAL - HEARTLAND PATHOLOGY CONSULTANTS			1	100%	1
RIVERTON CBOC			1	100%	1
CLIFTON-FINE HOSPITAL LABORATORY		1			1
Kroger 518 - The Little Clinic Hermitage		1			1
CORPUS CHRISTI MEDICAL CENTER			1	100%	1
MIL LAKE HEALTHCARE CENTER INC PEDIATRICS			1	100%	1
FAMILY MEDICAL CENTERS			1	100%	1
CVS OH398OPOCT KENT		1			1
NEMOURS CHILDREN'S PRIMARY CARE			1	100%	1
COASTAL PEDIATRICS LLC			1	100%	1
MINUTECLINIC LLC (2335)		1			1
EXCEL URGENT CARE OF NJ, LLC		1			1
FAMILY MEDICAL CENTER OF HOLLYWOOD PA			1	100%	1
COSTCO PHARMACY #1023			1	100%	1
PASTEUR MEDICAL CENTER LLC		1			1
WALGREENS NO 10512			1	100%	1
ONSLOW COUNTY HEALTH DEPARTMENT			1	100%	1

COVID-19: testing by laboratory

Data through Feb 21, 2021 verified as of Feb 22, 2021 at 09:25 AM

Data in this report are provisional and subject to change.

The numbers in the table below represent the number of Florida and non-Florida residents for whom test results were received by the Department of Health. A person can be tested by more than one laboratory and can have both positive and negative results. **Therefore, the sum of the numbers in each column will be larger than the total number of people tested.**

Reporting lab	Inconclusive	Negative	Positive	Percent positive	Total
Kroger 968 - The Little Clinic Colerain Township		1			1
PENNY PEDIATRICS		1			1
FRASER MEMORIAL HOSPITAL			1	100%	1
GOOD SAMARITAN SOCIETY - DE SMET		1			1
KROGER 785 - THE LITTLE CLINIC DIXIE HWY		1			1
Kroger 549 - The Little Clinic Clinton Highway		1			1
PENROSE HOSPITAL			1	100%	1
SHAW MEDICAL GROUP LLC			1	100%	1
AUGUSTA HEALTH CLINICAL LABORATORY			1	100%	1
WILMINGTON NURSING AND REHAB			1	100%	1
SHERIDAN AT HOBE SOUND, THE			1	100%	1
MOSOLF PEDIATRICS PA			1	100%	1
The Carrington		1			1
UT HEALTH RGV CLINICAL LABORATORY			1	100%	1
CHATSWORTH ASSISTED LIVING COMMUNITY AT PGA NATIONAL			1	100%	1
Avera Sr. James Care Center		1			1
Walgreens #9121		1			1
POUDRE VALLEY HOSPITAL			1	100%	1
DORA HOME CARE			1	100%	1
CVS AZ5892POCT LAVEEN		1			1
SPECTRUM LUDINGTON			1	100%	1
CVS PA371POCT PHILADELPHIA		1			1
WESTOX LABS		1			1
Highland Ave. Eye Clinic		1			1
Country View of Sunbury			1	100%	1
HHCS PHARMACY INC			1	100%	1
BREVARD COUNTY JAIL			1	100%	1
SKY LAKES MEDICAL CENTER		1			1
15 TO KNOW			1	100%	1
Kroger 588 - The Little Clinic Thompsons Station		1			1
MY WELLNESS EXPRESS			1	100%	1
Kroger 618 - The Little Clinic Trail Creek Village		1			1
SYNAPSE ANALYTICAL LABS		1			1
CARDIAC AND VASCULAR CONSULTANTS MD PA		1			1
BIOLOGICAL AND CHEMICAL EMERGENCIES LABORATORY			1	100%	1
HUNTSVILLE HOSPITAL			1	100%	1
SUN CITY DIAGNOSTIC CENTER			1	100%	1
MARLBORO URGENT CARE		1			1
LARKIN COMMUNITY HOSPITAL PALM SPRINGS CAMPUS			1	100%	1
ATHENS MEDICAL CENTER			1	100%	1
WEST COAST CLINICAL LABS INC			1	100%	1
ALL PRO ORTHOPEDICS & SPORTS MEDICINE, PA			1	100%	1
ASANTE THREE RIVERS MEDICAL CENTER LAB		1			1
WELLINGTON WEST 100176			1	100%	1
PORTSMOUTH REG. HOSPITAL			1	100%	1
NEMOURS CHILDRENS URGENT CARE			1	100%	1
LAB PLUS, LLC AT ASCENSION SAINT THOMA		1			1

COVID-19: testing by laboratory

Data through Feb 21, 2021 verified as of Feb 22, 2021 at 09:25 AM

Data in this report are provisional and subject to change.

The numbers in the table below represent the number of Florida and non-Florida residents for whom test results were received by the Department of Health. A person can be tested by more than one laboratory and can have both positive and negative results. **Therefore, the sum of the numbers in each column will be larger than the total number of people tested.**

Reporting lab	Inconclusive	Negative	Positive	Percent positive	Total
Ashland Place Health and Rehabilitation, LLC		1			1
LAKE REGIONAL HEALTH			1	100%	1
HSRE-ASL CASSELBERRY TRS, LLC			1	100%	1
MINUTECLINIC DIAGNOSTIC OF KANSAS, PC		1			1
HOUSTON DEPARTMENT OF HEALTH AND HUMAN SERVICES			1	100%	1
Williamstown Commons			1	100%	1
Kroger - KRO03400316			1	100%	1
EXACCARE KINGSTON, LLC			1	100%	1
HOLMES FAMILY PRACTICE PA			1	100%	1
PALMA CEIA MED GROUP-SWANN		1			1
EXPICARE NURSING AGENCY, INC		1			1
American Fork Care Center dba Heritage Care Center		1			1
CITY OF OCALA EMPLOYEE HEALTH AND WELLNESS CENTER			1	100%	1
PROVIDENCE HOSPITAL			1	100%	1
BAPTIST HEALTH MEDICAL PLAZA			1	100%	1
DOCTORS AFTER HOURS URGENT CARE CENTER			1	100%	1
SELF REGIONAL HEALTHCARE			1	100%	1
UMASS MEMORIAL MEDICAL CENTER, INC		1			1
DR JAMES D FORBES FAMILY CARE CENTER			1	100%	1
Walgreens #9890		1			1
PANCARE HEALTH - BRUCE			1	100%	1
CVS MA299POCT WORCESTER		1			1
CORPORATION OF AMERICA		1			1
CVS NE8626POCT LINCOLN		1			1
VANDERBILT UNIVERSITY MEDICAL CENTER			1	100%	1
CVS OH4359POCT HUDSON		1			1
CVS MA41POCT TAUNTON		1			1
GWINNETT MEDICAL CENTER			1	100%	1
Parkside Manor		1			1
PSL JAX BEACH OPERATIONS LLC			1	100%	1
SARASOTA MEMORIAL HOSPITAL		1			1
SPRINGFIELD HOSPITAL			1	100%	1
Buena Vista Care Center		1			1
MAINE HEALTH AND ENVIRONMENTAL TESTING LABORATORY			1	100%	1
CFHC - FROSTPROOF			1	100%	1
ST VINCENTS OUTPATIENT IMAGING		1			1
YOUR HEALTH PEDIATRICS INC			1	100%	1
INNOVATIVE HEALTH DIAGNOSTIC OF CALIFORNIA			1	100%	1
BAYFRONT CARDIOVASCULAR ASSOCIATES			1	100%	1
NORTHEAST FLORIDA HEALTH SERVICES			1	100%	1
NAVARRO MEDICAL CENTERS LLC			1	100%	1
UF HEALTH THE VILLAGES			1	100%	1
BETHESDA ON TURKEY CREEK			1	100%	1
WALGREENS # 12338		1			1
DEERFIELD BEACH REHABILITATION AND NURSING			1	100%	1
AFTER HOURS CLINIC			1	100%	1
HIGHLAND LABORATORY			1	100%	1

COVID-19: testing by laboratory

Data through Feb 21, 2021 verified as of Feb 22, 2021 at 09:25 AM

Data in this report are provisional and subject to change.

The numbers in the table below represent the number of Florida and non-Florida residents for whom test results were received by the Department of Health. A person can be tested by more than one laboratory and can have both positive and negative results. **Therefore, the sum of the numbers in each column will be larger than the total number of people tested.**

Reporting lab	Inconclusive	Negative	Positive	Percent positive	Total
SUNY AT STONY BROOK			1	100%	1
QUALITY LAB			1	100%	1
ADVANCED MEDICAL LABORATORIES (AML)			1	100%	1
PARKWAY REGIONAL MEDICAL CENTER LAB			1	100%	1
ROSE MEDICAL CENTER LAB			1	100%	1
PUBLIC HEALTH LABORATORIES			1	100%	1
INTERMOUNTAIN HEALTHCARE LABORATORY SERVICES			1	100%	1
EAST END PEDIATRICS		1			1
KIOSK MEDICINE KENTUCKY LLC		1			1
NULEASE MEDICAL SOLUTIONS			1	100%	1
DOCTORS HOSPITAL OF LAREDO			1	100%	1
MEDICAL EXAMINERS OFFICE, LEESBURG			1	100%	1
HOUSTON MEDICAL CENTER			1	100%	1
HUDSON REGIONAL HOSPITAL			1	100%	1
USCG AIR STATION CLEARWATER CLINIC			1	100%	1
FAITH FAMILY PRACTICE			1	100%	1
CVS TX3292POCT WYLIE		1			1
MYCLINIC, INC			1	100%	1
JASPER MEMORIAL HOSPITAL		1			1
PRIME CARE FAMILY MEDICINE			1	100%	1
WHEATON FRANCISCAN LABORATORY			1	100%	1
Kroger 539 - The Little Clinic Memorial Blvd.		1			1
BETHESDA HOSPITAL			1	100%	1
JMC TALLAHASSEE, LLC			1	100%	1
HEARTLAND PHARMACY SEBRING			1	100%	1
BAPTIST HOSPITAL LABORATORY			1	100%	1
MISSION HOSPITAL			1	100%	1
CHC			1	100%	1
BOLLES SCHOOL, THE			1	100%	1
MEMORIAL HOSPITAL LOS BANOS			1	100%	1
ANDREWS			1	100%	1
MINUTE CLINIC LLC #1909		1			1
Walgreens #5421		1			1
Heritage of Red Cloud		1			1
DECATUR MORGAN HOSPITAL - DECATUR GENE		1			1
ADVANCE CARDIOVASCULAR IMAGING, INC			1	100%	1
COLLIER BLVD HMA PHYSICIANS MANAGEMENT LLC			1	100%	1
MARYWOOD HEIGHTS		1			1
ARIZONA STATE LABORATORY			1	100%	1
ADVANTA LABS, LLC		1			1
MEDEXPRESS URGENT CARE-BRENTWOOD		1			1
SEATTLE-KING COUNTY			1	100%	1
Kroger 419 - The Little Clinic Farmington/Exeter		1			1
UT HEALTH RIO GRANDE VALLEY PRIMARY CARE AT			1	100%	1
CVS IL8750POCT CHICAGO		1			1
MISSOURI DEPT. OF HEALTH			1	100%	1
VIRGINIA UROLOGY		1			1

COVID-19: testing by laboratory

Data through Feb 21, 2021 verified as of Feb 22, 2021 at 09:25 AM

Data in this report are provisional and subject to change.

The numbers in the table below represent the number of Florida and non-Florida residents for whom test results were received by the Department of Health. A person can be tested by more than one laboratory and can have both positive and negative results. **Therefore, the sum of the numbers in each column will be larger than the total number of people tested.**

Reporting lab	Inconclusive	Negative	Positive	Percent positive	Total
AUTUMN CARE OF STATESVILLE, LLC		1			1
PREVENTIVE CARDIOLOGY AND INTERNAL MEDICINE ASSOCI			1	100%	1
SOPHIA MEDICAL ASSOCIATES, PC			1	100%	1
MEDEXPRESS URGENT CARE - BENTONVILLE		1			1
Glenburn Home		1			1
ADVENTHEALTH SENIOR CARE AT ORMOND			1	100%	1
Kroger 753 - The Little Clinic Goss Avenue		1			1
KETTERING MEDICAL CENTER			1	100%	1
VITAL CARE			1	100%	1
NANCY M WORTHINGTON MD PA			1	100%	1
WALMART PHARMACY 10-4554		1			1
AVERA SACRED HEART HOSPITAL			1	100%	1
Manor Care Health Care Services - Williamsport North		1			1
CVS AZ10150POCT PHOENIX		1			1
ASHLEY PEDICATRICS DAY AND NIGHT CLINIC			1	100%	1
MEDICAL CENTER			1	100%	1
GSM OCED Subsection			1	100%	1
MED TECH CLINICAL LABORATORY		1			1
MEDEXPRESS URGENT CARE - WICHITA, N MAIZE RD		1			1
Villa Maria			1	100%	1
SHP WESTCHESTER LLC		1			1
Cooperstown Center for Nursing and Rehabillitation		1			1
ASSOCIATES IN INTERNAL MEDICINE PA			1	100%	1
MERITER LABORATORIES			1	100%	1
MEDTOWN PHARMACY			1	100%	1
VENETIAN GARDENS		1			1
WINCHESTER HOSPITAL			1	100%	1
MULTICARE PHYSICIANS			1	100%	1
LAB TEST KENDALL LLC		1			1
CVS PA1074POCT KENNETT SQUARE		1			1
INHEALTH LIFE SCIENCES LLC			1	100%	1
TILLAMOOK COUNTY GENERAL HOSPITAL LAB		1			1
BRANDON OUTREACH CLINIC			1	100%	1
Kroger 527 - The Little Clinic Hwy 70 S.		1			1
KIDSVILLE PEDIATRICS III PA			1	100%	1
Oak Hill Health & Rehabilitation Center			1	100%	1
MID FLORIDA DERMATOLOGY ASSOCIATES PA			1	100%	1
OAKMONT EAST- GREENVILLE SC, LLC		1			1
NEW SMYRNA BEACH AMBULATORY CARE CTR			1	100%	1
EXCEL URGENT CARE OF NJ			1	100%	1
FAMILY MEDICAL CENTRE			1	100%	1
CLINICAL MICROBIOLOGY LAB FAIRVIEW UNIVERSITY HOSPITAL			1	100%	1
DOCTORS CARE - GREER		1			1
TMH PHYSICIAN PARTNERS			1	100%	1
LANGLADE			1	100%	1
CMC MERCY LABORATORY			1	100%	1
CHILDRENS HEALTHCARE CTE OF NORTHERN		1			1

COVID-19: testing by laboratory

Data through Feb 21, 2021 verified as of Feb 22, 2021 at 09:25 AM

Data in this report are provisional and subject to change.

The numbers in the table below represent the number of Florida and non-Florida residents for whom test results were received by the Department of Health. A person can be tested by more than one laboratory and can have both positive and negative results. **Therefore, the sum of the numbers in each column will be larger than the total number of people tested.**

Reporting lab	Inconclusive	Negative	Positive	Percent positive	Total
ABINGTON MEMORIAL HOSPITAL			1	100%	1
PEDIATRIC PARTNERS ZEPHYRHILLS			1	100%	1
NORTHEAST TEXAS DIALYSIS		1			1
PALMETTO BAY MEDICAL CENTER			1	100%	1
HERNANDO COUNTY HEALTH DEPT			1	100%	1
J F K PEDIATRICS			1	100%	1
Smg At Bridgewater Family Medicine		1			1
DAYTONA BEACH DIALYSIS			1	100%	1
Kroger - KRO62000426			1	100%	1
JPS HEALTH CENTER AT TRUE WORTH PLACE			1	100%	1
SPORTS MEDICINE CLINIC - U OF WYOMING			1	100%	1
NATION'S BEST CARE HOME HEALTH			1	100%	1
Kroger - KRO01100688			1	100%	1
Manor Care of Dallastown d/b/a ManorCare Health Services - Dallastown		1			1
CONNECTICUT PEDIATRICS @ CHC		1			1
AURORA HEALTH CARE METRO INC			1	100%	1
HATLEY HEALTH CARE, INC		1			1
CARBON HEALTH			1	100%	1
GALVESTON COUNTY HEALTH DISTRICT			1	100%	1
BREVARD FAMILY WALK IN CLINIC			1	100%	1
MEDICAL ASSOCIATES OF CARTER		1			1
TEXAS HEALTH HARRIS METHODIST HOSPITAL			1	100%	1
MEDEXPRESS URGENT CARE - LINCOLN		1			1
Life Care Center of Paradise Valley		1			1
HOLYOKE MEDICAL CENTER			1	100%	1
Crowne Place Assisted Living		1			1
PROGRESSIVE URGENT CARE, PC			1	100%	1
MEMORIAL HOSPITAL WEST			1	100%	1
TALLAHASSEE DIALYSIS		1			1
MINUTECLINIC DIAGNOSTIC, PA		1			1
HIGHLANDS CLINICAL LABORATORY			1	100%	1
PLEASANT RIDGE MANOR WEST		1			1
BLOOMIN BRANDS WELLNESS CENTER			1	100%	1
ADVANCE GASTROENTEROLOGY			1	100%	1
NORTH WEST FLORIDA DIAGNOSTIC ENOCRINOLOGY CLINIC			1	100%	1
ROSLYN INTERNAL MEDICINE		1			1
Lynwood		1			1
Bayou Vista Community Care Center			1	100%	1
METHODISM MIDLOTHIAN MEDICAL CENTER			1	100%	1
LABORATORY COPRORATION OF AMERICA			1	100%	1
ALL PEDIATRIC CARE PA			1	100%	1
ADDINGTON PLACE EAST LAKE		1			1
CYPRESS CREEK DIALYSIS CTR			1	100%	1
HCA HOUSTON ER 24/7			1	100%	1
ABBOTT LABORATORIES - OCCUPATIONAL HEALTH SERVICES			1	100%	1
ABSOLUTE CAREGIVERS HOME HEALTH AGENCY INC			1	100%	1
BRONSON METHODIST HOSPITAL			1	100%	1

COVID-19: testing by laboratory

Data through Feb 21, 2021 verified as of Feb 22, 2021 at 09:25 AM

Data in this report are provisional and subject to change.

The numbers in the table below represent the number of Florida and non-Florida residents for whom test results were received by the Department of Health. A person can be tested by more than one laboratory and can have both positive and negative results. **Therefore, the sum of the numbers in each column will be larger than the total number of people tested.**

Reporting lab	Inconclusive	Negative	Positive	Percent positive	Total
CLEVELAND HEARTLAB			1	100%	1
SIGNATURE CARE MIDLAND			1	100%	1
Riverside Nursing & Rehabilitation Center		1			1
OMNICARE PHARMACY OF TEXAS 1, LP		1			1
BAPTIST HEALTH EXPRESS CARE			1	100%	1
CARDIOLOGY AND FITNESS MEDICINE		1			1
TMH URGENT CARE CENTER			1	100%	1
GENEVA FAMILY HEALTH			1	100%	1
Oakview Manor Health and Rehab		1			1
Summit Medical Group Morristown Oncology		1			1
DOYLESTOWN HOSPITAL			1	100%	1
IDAHO HEALTH DEPARTMENT			1	100%	1
HOMELAND CENTER		1			1
AMERICAN DRUG TESTING LAB LLC			1	100%	1
YOUR KIDS URGENT CARE			1	100%	1
Melbourne Terrace Rehabilitation Center			1	100%	1
Courtenay Springs Village			1	100%	1
BLUFFTON HEALTH CENTER			1	100%	1
Good Samaritan Society - Albion		1			1
CURA LABORATORY SERVICES			1	100%	1
BMC MAYPORT			1	100%	1
FRESENIUS KIDNEY CARE FORT WALTON BEACH			1	100%	1
Consulate Health Care of Tallahassee			1	100%	1
KELLY			1	100%	1
ALABAMA REFERENCE LAB			1	100%	1
WAKE FOREST MEDICAL CENTER LABORATORY			1	100%	1
HEARTLAND OF ZEPHYRHILLS FL, LLC			1	100%	1
NORTH SHORE HEMATOLOGY-ONCOLOGY ASSOCIATES		1			1
DEACONESS URGENT CARE CENTER			1	100%	1
SANCHEZ CAZAU MEDICAL GROUP			1	100%	1
MRMC LAB MICRO			1	100%	1
MEDEXPRESS URGENT CARE - LEOMINSTER		1			1
GAMMA HEALTHCARE, INC		1			1
CENTRAL TX URGENT CARE			1	100%	1
NABI		1			1
GADSDEN FAMILY PRACTICE		1			1
MEDEXPRESS URGENT CARE - DERBY N ROCK		1			1
ENCOMPASS HEALTH REHABILITATION HOSPITAL OF MIAMI			1	100%	1
NORTH OKALOOSA CLINIC CORP		1			1
BHA TITUSVILLE CLINIC			1	100%	1
LABTOX LABORATORIES			1	100%	1
ADVENTHEALTH MEDICAL GROUP ADULT AND SENIOR HEALTH			1	100%	1
BNJ		1			1
SOMA MEDICAL CENTER PA #3 GREENACRES			1	100%	1
MEDEXPRESS URGENT CARE - TOPEKA, SW WANAMAKER RD		1			1
MD NOW MEDICAL CENTERS, INC			1	100%	1
OMNI HEALTHCARE INC			1	100%	1

COVID-19: testing by laboratory

Data through Feb 21, 2021 verified as of Feb 22, 2021 at 09:25 AM

Data in this report are provisional and subject to change.

The numbers in the table below represent the number of Florida and non-Florida residents for whom test results were received by the Department of Health. A person can be tested by more than one laboratory and can have both positive and negative results. **Therefore, the sum of the numbers in each column will be larger than the total number of people tested.**

Reporting lab	Inconclusive	Negative	Positive	Percent positive	Total
JOHNSON MEDICAL SERVICES			1	100%	1
BLOSSOMS ASSISTED LIVING 1 LLC			1	100%	1
SILVER SPRINGS SHORES DIALYSIS			1	100%	1
AL MANI HEALTH INSTUTUTE		1			1
ST ANTHONY COMMUNITY HOSPITAL LAB		1			1
ST FRANCIS MEDICAL CENTER			1	100%	1
Crisp Regional Nursing and Rehab Center		1			1
FAMILY PRACTICE OF CENTRAL FLORIDA PA			1	100%	1
CELEBRATION FAMILY PHYSICIANS LLC			1	100%	1
EVANS FAMILY CARE PA			1	100%	1
Raleigh Center (WV)			1	100%	1
LIFE CARE CENTER OF HILTON HEAD		1			1
LAKE VIEW COURT		1			1
CITRUS DERMATOLOGY			1	100%	1
SELECT SPECIALTY HOSPITAL - ORLANDO SOUTH			1	100%	1
THYROID SPECIALTY LABORATORY			1	100%	1
Accordius Health at Gastonia			1	100%	1
MERCY MEDICAL CENTER INC			1	100%	1
DEVANSH LAB WERKS		1			1
Kroger 923 - The Little Clinic Centerville		1			1
Orchid Cove at Naples			1	100%	1
URGENT DOC -NACOGODOCHES CLINIC			1	100%	1
Arlington Care Center			1	100%	1
CLINTON DRUG STORE		1			1
CLARKSVILLE MANOR INC		1			1
VIVIAN SIMMONS FAMILY PRACTICE			1	100%	1
MBMG OF WINTER HAVEN			1	100%	1
PASCO COUNTY HEALTH DEPARTMENT			1	100%	1
NEW ULM MEDICAL CENTER			1	100%	1
CARENOW URGENT CARE-HENDERSONVILLE		1			1
CLINICAL LABORATORY DEPARTMENT			1	100%	1
Henry County Health and Rehabilitation		1			1
PROVIDENCE PORTLAND MEDICAL CENTER		1			1
Manor Care Health Services- Wilmington			1	100%	1
HANCOCK REGIONAL HOSPITAL		1			1
BAPTIST HOSPITAL EAST			1	100%	1
LRGHEALTHCARE		1			1
GOOD SAMARITAN HOSPITAL			1	100%	1
AVON PARK CLUSTER		1			1
YOUTH HEALTH CENTER OF HUNTINGTON		1			1
HEALTH CARE SERVICES LC			1	100%	1
REHABILITATION CENTER OF SOUTH GEORGIA		1			1
Freedom Pointe at The Villages			1	100%	1
SOUTH DADE NURSING & REHABILITATION CENTER			1	100%	1
MEMORIALCARE LONG BEACH MEDICAL CENTER			1	100%	1
KEY BISCAVNE PEDIATRIC ASSOCIATES INC			1	100%	1
HEALTH NETWORK			1	100%	1

COVID-19: testing by laboratory

Data through Feb 21, 2021 verified as of Feb 22, 2021 at 09:25 AM

Data in this report are provisional and subject to change.

The numbers in the table below represent the number of Florida and non-Florida residents for whom test results were received by the Department of Health. A person can be tested by more than one laboratory and can have both positive and negative results. **Therefore, the sum of the numbers in each column will be larger than the total number of people tested.**

Reporting lab	Inconclusive	Negative	Positive	Percent positive	Total
CARINGPLUS HOMECARE LLC			1	100%	1
HEALTH GUAGE			1	100%	1
BRISTOL REGINAL MEDICAL CENTER			1	100%	1
US LABORATORIES			1	100%	1
TREASURE COAST COMMUNITY HEALTH INC			1	100%	1
KEY WEST BRANCH MEDICAL CLINIC			1	100%	1
BROOKSVILLE REGIONAL HOSPITAL			1	100%	1
TRIPLE O RESEARCH INSTITUTE PA			1	100%	1
LAB. CORP. OF AMERICA			1	100%	1
THE INTERNAL MEDICAL GROUP		1			1
Dulles Health and Rehab Center		1			1
ELKHART GENERAL HOSPITAL			1	100%	1
HAILE MEDICAL GROUP PA		1			1
FLAGLER PROFESSIONAL HEALTH CARE SERVICES INC		1			1
CARE ADVANTAGE			1	100%	1
CUSTOM SCRIPTS PHARMACY		1			1
STEWART FLORIDA ALF, INC			1	100%	1
RIVERSIDE MEDICAL CENTER		1			1
BROOKSHIRE, THE			1	100%	1
441 URGENT CARE CENTER - BROWNWOOD			1	100%	1
SANFORD LABORATORIES WATERTOWN			1	100%	1
Heartland of Perrysburg		1			1
FLORENCE J HUNT STUDENT WELLNESS CENTER - HEALTH SERVICES (ABBOTT)		1			1
CVS NM7242POCT ALBUQUERQUE		1			1
NORTH PALM CHIDRENS PHYSICIANS			1	100%	1
PREMIER PEDIATRICS LLC			1	100%	1
ISLAND NURSING HOME			1	100%	1
CITRUS HEALTH NETWORK INC			1	100%	1
EASTGENE LABORATORIES		1			1
USC VERDUGO HILLS HOSPITAL			1	100%	1
MEDEXPRESS-DOVER		1			1
A G RHODES HOME AT WESLEY WOODS		1			1
SANTA CLARA VALLEY MEDICAL CENTER			1	100%	1
WEST VIRGINIA LABORATORIES			1	100%	1
MDS PHARMA SERVICES		1			1
BUFFALO VAMC			1	100%	1
BLACKBERRY CENTER, THE		1			1
LABORATORIO BUENA SALUD			1	100%	1
CVS IL5797POCT CAROL STREAM		1			1
NHC HealthCare St. Charles		1			1
ATHENA PLASTIC SURGERY		1			1
Kroger 907 - The Little Clinic Holland		1			1
ENZO LABS INC			1	100%	1
COBLESKILL REGIONAL HOSPITAL		1			1
WATERTOWN URGENT CARE		1			1
SAN JOSE CLINIC		1			1
RAMBAM URGENT CARE			1	100%	1

COVID-19: testing by laboratory

Data through Feb 21, 2021 verified as of Feb 22, 2021 at 09:25 AM

Data in this report are provisional and subject to change.

The numbers in the table below represent the number of Florida and non-Florida residents for whom test results were received by the Department of Health. A person can be tested by more than one laboratory and can have both positive and negative results. **Therefore, the sum of the numbers in each column will be larger than the total number of people tested.**

Reporting lab	Inconclusive	Negative	Positive	Percent positive	Total
MAURY REGIONAL MEDICAL CENTER		1			1
MID FLORIDA BIOLOGICALS			1	100%	1
Falmouth By The Sea			1	100%	1
MEDEXPRESS URGENT CARE-MEADVILLE			1	100%	1
Community Compassion Center of Batesville			1	100%	1
SUPERKIDS PEDIATRICS			1	100%	1
SELECT MEDICAL CLINIC			1	100%	1
ST JOHN'S HOME CARE			1	100%	1
ADVANCED CARDIOVASCULAR DIAGNOSTICS OF FL			1	100%	1
WOODHILLS LABS			1	100%	1
NF Escambia, LLC DBA Olive BranchHealth and Rehabilitaion Center			1	100%	1
USF PHYSICIANS GROUP			1	100%	1
LAKE MARY DIALYSIS			1	100%	1
PALM BEACH COUNTY SHERIFF OFFICE			1	100%	1
CVS NV9586POCT RENO		1			1
ST. MICHAEL'S ELITE HOSPITAL			1	100%	1
PATHOLOGYT & LAB MEDICINE SERVICES			1	100%	1
TREASURE COAST MEDICAL CONCIERGE LLC			1	100%	1
Cornerstone at the Ranch		1			1
LUMICO LIFE INSURANCE COMPANY		1			1
UNIVERSITY PLACE NURSING CENTER		1			1
PHOEBE PRIMARY CARE CAMILLA			1	100%	1
LEHIGH REGIONAL WOUND CENTER			1	100%	1
Kroger 909 - The Little Clinic Hamilton			1	100%	1
CULVER CITY URGENT CARE			1	100%	1
RAPID MEDLAB (002MO)		1			1
Kroger 400 - The Little Clinic Hartley Bridge Rd			1	100%	1
PIONEER CLINICAL RESEARCH LLC			1	100%	1
JOHN D. ARCHBOLD MEMORIAL HOSPITAL			1	100%	1
CVS MA1845POCT WILMINGTON		1			1
NORTHEAST GEORGIA HEALTH SYSTEM			1	100%	1
HOCHBERG LOWER SCHOOL		1			1
PROFESSIONAL DIALYSIS CENTER			1	100%	1
Glenview Terrace Nursing Center		1			1
NORTH MIAMI BEACH SURGICAL CENTER			1	100%	1
CVS CA9715POCT THOUSAND OAKS		1			1
SOLARIS HEALTHCARE PLANT CITY		1			1
DELAWARE DEPARTMENT OF HEATH			1	100%	1
ORLANDO HEALTH MEDICAL GROUP			1	100%	1
TITUSVILLE REHABILITATION AND NURSING CENTER		1			1
MEDICAL CITY NORTH HILLS			1	100%	1
GILBERT MEDICAL GROUP			1	100%	1
ACCESS FAMILY CARE LLC			1	100%	1
THEDACARE FAMILY MEDICINE GATEWAY			1	100%	1
PRISMA HEALTH TUOMEY LABORATORY			1	100%	1
WEST PALM BEACH PHARMACEUTICALS LLC			1	100%	1
MINUTE CLINIC DIAGNOSTIC PA			1	100%	1

COVID-19: testing by laboratory

Data through Feb 21, 2021 verified as of Feb 22, 2021 at 09:25 AM

Data in this report are provisional and subject to change.

The numbers in the table below represent the number of Florida and non-Florida residents for whom test results were received by the Department of Health. A person can be tested by more than one laboratory and can have both positive and negative results. **Therefore, the sum of the numbers in each column will be larger than the total number of people tested.**

Reporting lab	Inconclusive	Negative	Positive	Percent positive	Total
PAMC MICRO LAB			1	100%	1
Kroger 407 - The Little Clinic Lexington		1			1
MIAMI-DADE COUNTY HEALTH DEPT.		1			1
WALGREENS #10854		1			1
RIDGE OPTUM FLORIDA			1	100%	1
FLORIDA CLINICAL LABORATORY INC DBA			1	100%	1
HALIFAX HEALTH PRIMARY CARE			1	100%	1
FREDERICK AVENUE GROUP HOME		1			1
CARENOW MIDTOWN			1	100%	1
BAYCARE OUTREACH LAB WH SOUTH			1	100%	1
CVS MA920POCT CLINTON		1			1
PROGRESSIVE MEDICAL LAB LLC			1	100%	1
ASHLEY CLINICAL DIAGNOSTIC LABORATORY			1	100%	1
LAMARQUE DIALYSIS			1	100%	1
ROYAL PALM PEDIATRICS			1	100%	1
ADVANCED RESEARCH AND DIAGNOSTIC LABORATORY UNIVERSITY OF MINNESOTA			1	100%	1
NSPIRE HEALTHCARE PLANTATION			1	100%	1
NORTH SHORE HEMATOLOGY-ONCOLOGY ASSOCIATES PC		1			1
SPEARE MEMORIAL HOSPITAL			1	100%	1
Kroger 444 - The Little Clinic Dent		1			1
BAYSHORE DIALYSIS			1	100%	1
Elm Crest Senior Living Community		1			1
Princeton Place			1	100%	1
CERMAK HEALTH SERVICES			1	100%	1
CORNERSTONE DRUG AND GIFT INC		1			1
ST MICHAEL'S ELITE MEDICAL HOSPITAL			1	100%	1
SUMMERFIELD PAIN MANAGEMENT			1	100%	1
Ravenwood Speciality Care		1			1
SUPREME MEDICAL GROUP PLLC			1	100%	1
Kroger 409 - The Little Clinic Hebron Marketplace			1	100%	1
OXY-GENLAB			1	100%	1
Baypoint Healthcare Center			1	100%	1
MARTIN MEM FAMILY CARE AT ST LUCIE W			1	100%	1
FIRST CARE WALK IN CLINIC LLC			1	100%	1
FOUNDATION LABORATORY			1	100%	1
THE HEART HOSPITAL BAYLOR PLANO			1	100%	1
BRISTOL CHILDRENS CLINIC			1	100%	1
CENTRAL ALABAMA HEALTH CARE SYSTEM			1	100%	1
Kroger 465 - The Little Clinic Oakley		1			1
MEDEXPRESS URGENT CARE - CABOT			1	100%	1
MD NOW URGENT CARE			1	100%	1
MINUTE CLINIC DIAGNOSTICS OF IN, LLC #6252		1			1
GOLDING-GRANADO MEDICAL ASSOCIATES		1			1
PHYSICIANS IMMEDIATE CARE			1	100%	1
Kroger - KR003500568			1	100%	1
Florence Nursing and Rehabilitation Center		1			1
EAST RIDGE RETIREMENT VILLAGE INC		1			1

COVID-19: testing by laboratory

Data through Feb 21, 2021 verified as of Feb 22, 2021 at 09:25 AM

Data in this report are provisional and subject to change.

The numbers in the table below represent the number of Florida and non-Florida residents for whom test results were received by the Department of Health. A person can be tested by more than one laboratory and can have both positive and negative results. **Therefore, the sum of the numbers in each column will be larger than the total number of people tested.**

Reporting lab	Inconclusive	Negative	Positive	Percent positive	Total
LAKEWOOD RANCH MEDICAL GROUP LLC			1	100%	1
LAKESIDE MEDICAL CENTER		1			1
Springdale Village		1			1
CACERES SPECIALIZED GYNECOLOGY		1			1
Sage Bluff Health & Rehabilitation Center		1			1
LEHIGH PULMONARY ASSOCIATES			1	100%	1
Ohman Family Living at Holly Assisted Living		1			1
ST. MARY MEDICAL CENTER		1			1
SUREPOINT URGENT CARE PADRE ISLAND			1	100%	1
VA OPTOMETRY CLINIC			1	100%	1
FAMILY MEDICAL CENTER		1			1
PROGENESIS INC			1	100%	1
WARREN GENERAL HOSPITAL			1	100%	1
Walgreens #10988		1			1
COMMUNITY MEDICAL CARE			1	100%	1
PARK AVENUE DERMATOLOGY NORTH			1	100%	1
ELATION HEALTH		1			1
TWIN			1	100%	1
Metairie Healthcare Center			1	100%	1
BASCOM PALMER-MICRO LAB			1	100%	1
GREYSTONE HOME HEALTH OF GREATER ORLANDO LLC		1			1
BROOKDALE AVONDALE (BU 04360)			1	100%	1
ALL CARE URGENT CARE			1	100%	1
HOWELL BRANCH COURT			1	100%	1
NORTH BREVARD CHILDRENS MEDICAL CENTER			1	100%	1
PARTNERS IN PRIMARY CARE		1			1
ADVANCE MD CARE			1	100%	1
APPLECARE URGENT CARE KINGSLAND			1	100%	1
EAST COAST INSTITUTE FOR RESEARCH LLC			1	100%	1
VA SALT LAKE CITY HCS		1			1
MEA PRIMARY CARE PLUS BYRAM			1	100%	1
BAXTER REGIONAL MEDICAL CENTER			1	100%	1
TRAVIS LEE THOMPSON MD			1	100%	1
Vibrallife of El Paso Rehabilitation Center			1	100%	1
WAYCROSS INTRTNAL MEDICINE			1	100%	1
EVENING PEDIATRICS INC			1	100%	1
CVS OH6164POCT DELAWARE		1			1
Brio of Johnston		1			1
NHC Chattanooga			1	100%	1
107TH PLACE GROUP HOME		1			1
ST. PETERSBURG PEDIATRICS-SEMINOLE			1	100%	1
BEAUMONT REFERENCE LABORATORY			1	100%	1
Manassas Health & Rehab			1	100%	1
GREATER TAMPA AT HOME			1	100%	1
URGENT TEAM MANAGEMENT OF TENNESSEE, L			1	100%	1
Niles Nursing and Rehab. Center		1			1
WMC HEALTH GROUP INC			1	100%	1

COVID-19: testing by laboratory

Data through Feb 21, 2021 verified as of Feb 22, 2021 at 09:25 AM

Data in this report are provisional and subject to change.

The numbers in the table below represent the number of Florida and non-Florida residents for whom test results were received by the Department of Health. A person can be tested by more than one laboratory and can have both positive and negative results. **Therefore, the sum of the numbers in each column will be larger than the total number of people tested.**

Reporting lab	Inconclusive	Negative	Positive	Percent positive	Total
MY URGENT CARE CLINIC			1	100%	1
CHRISTIAN REST HOME ASSOC		1			1
ACCOMPLISHED HOME CARE		1			1
ARNOLD PALMER HOSPITAL LAB POCT		1			1
Bethany Manor		1			1
DOCTORS HEARING			1	100%	1
MEDEXPRESS URGENT CARE - ST CLAIR, CLOVER DR.		1			1
DEVLAB, LLC			1	100%	1
RIVIERA BEACH HEALTH CENTER LAB			1	100%	1
BMC/NASSAU			1	100%	1
RAPID CITY REGIONAL HOSPITAL -579 ATTN. LABORATORY		1			1
CONSOLIDATED			1	100%	1
EUGENE T FINAN, MD			1	100%	1
MELBOURNE URGENT CARE			1	100%	1
MEDSTAR HEALTH URGENT CARE			1	100%	1
Senatobia Healthcare & Rehab		1			1
MEDCOR INC			1	100%	1
SCHUYLER HOSPITAL		1			1
SANTA MONICA CA-UCLA MC			1	100%	1
PENSACOLA PATHOLOGY		1			1
Waycross Health and Rehabilitation		1			1
CHILDRENS SPECIALIST PEDIATRIC PULMMOLOGY &			1	100%	1
COLLINS NURSING HOME		1			1
INDIANA STATE DEPARTMENT OF HEALTH CLINIC MICROBIOLOGY		1			1
MINUTECLINIC DIAG OF IND, LLC #6250		1			1
Community Care Center of Heritage House, LLC			1	100%	1
Rehab Select of Talladega		1			1
MORSELIFE HOME CARE INC			1	100%	1
Kroger 699 - The Little Clinic Smyrna		1			1
CVS AZ33POCT TEMPE		1			1
MEDEXPRESS URGENT CARE - WESTFIELD, E MAIN ST			1	100%	1
REELFOOT FAMILY WALK-IN CLINIC		1			1
SIMPLY HEALTHCARE AND WELLNESS CLINIC, PC			1	100%	1
GENESEE COUNTY HEALTH DEPARTMENT		1			1
HEARTLAND REGIONAL MEDICAL CENTER		1			1
HOME AIDE SVC OF EASTERN NY INC D/B/A		1			1
1ST CHOICE URGENT CARE CENTER LLC			1	100%	1
RIVERSIDE COUNTY PUBLIC HEALTH LABORATORY			1	100%	1
AYASS BIOSCIENCE LLC			1	100%	1
CVS MINUTE CLINIC #5836		1			1
EXPRESS CARE OF OCALA			1	100%	1
PALM COAST DRAW STATION/AMERICAN HEALTH ASSOCIATES		1			1
PEDIATRIC PARTNERS OF ZEPHYRHILLS PA			1	100%	1
LABONE		1			1
CVS M05727POCT PLATTE CITY		1			1
PACE UNIVERSITY HEALTH CARE		1			1
MIAMI CEREBRAL PALSY RESIDENTIAL			1	100%	1

COVID-19: testing by laboratory

Data through Feb 21, 2021 verified as of Feb 22, 2021 at 09:25 AM

Data in this report are provisional and subject to change.

The numbers in the table below represent the number of Florida and non-Florida residents for whom test results were received by the Department of Health. A person can be tested by more than one laboratory and can have both positive and negative results. **Therefore, the sum of the numbers in each column will be larger than the total number of people tested.**

Reporting lab	Inconclusive	Negative	Positive	Percent positive	Total
MINNESOTA DEPARTMENT OF HEALTH LABORATORY			1	100%	1
WW Chem Auto SS			1	100%	1
FLAGLER MEDICAL ASSOCIATES PA			1	100%	1
BOCA RATON REGIONAL HOSPITAL		1			1
IZ MEDICAL		1			1
HOLY CITY MED URGENT CARE			1	100%	1
CARE CONNECTIONS AT HOME LLC			1	100%	1
MEMORIAL MEDICAL CENTER			1	100%	1
CARENOW URGENT CARE – SPRING			1	100%	1
UNIVERSITY URGENT CARE			1	100%	1
BROOKDALE FORT MYERS LAKES PARK			1	100%	1
AURORA CONSOLIDATED LABORATORY			1	100%	1
ALLEGANY COUNTY DEPARTMENT OF HEALTH		1			1
The Center at Centennial			1	100%	1
Kroger 705 - The Little Clinic Richmond		1			1
THOMAS HOSPITAL			1	100%	1
CVS KS676POCT LAWRENCE		1			1
MERCY HOME		1			1
Hillside Manor Rehabilitation and Extended Care Center		1			1
RIVERSIDE REGIONAL MED CENTER			1	100%	1
UNIVERSITY OF NORTH CAROLINA HOSPITALS			1	100%	1
Beth Sholom Home of Eastern Virginia			1	100%	1
WEST BOCA MEDICAL CENTER			1	100%	1
Trucare Living Centers - Columbus		1			1
Eddy Memorial Geriatric Center		1			1
MALUHIA		1			1
TUNIS STREET GROUP HOME		1			1
USA Healthcare LTC, LLC - Folsom Center for Rehabilitation & Healthca		1			1
A.G. Rhodes		1			1
CLINICAL PATHOLOGY LABORATORIES SOUTHEAST INC			1	100%	1
MEDCARE-GARNERS FERRY			1	100%	1
Riviera Health Resort		1			1
ELEMENTS PHARMACY			1	100%	1
PROVIDENCE ST. PATRICK HOSPITAL			1	100%	1
NORTH FLORIDA CHILD DEVELOPMENT, INC			1	100%	1
OHSU LABORATORY SERVICES		1			1
MODERN URGENT CARE			1	100%	1
MOSAIC MEDICAL CENTER MARYVILLE			1	100%	1
Waddell Nursing & Rehab Center		1			1
PREMIUM HOME HEALTH CARE INC			1	100%	1
Brookdale Southside			1	100%	1
QUICKCARE HEALTH, INC			1	100%	1
Longwood Community Living Center		1			1
CARE STATION MEDICAL GROUP		1			1
CHILTON MEDICAL CENTER		1			1
SKIN WELLNESS PHYSICIANS LLC		1			1
LabCorp L#09258295 M#09258285			1	100%	1

COVID-19: testing by laboratory

Data through Feb 21, 2021 verified as of Feb 22, 2021 at 09:25 AM

Data in this report are provisional and subject to change.

The numbers in the table below represent the number of Florida and non-Florida residents for whom test results were received by the Department of Health. A person can be tested by more than one laboratory and can have both positive and negative results. **Therefore, the sum of the numbers in each column will be larger than the total number of people tested.**

Reporting lab	Inconclusive	Negative	Positive	Percent positive	Total
PALM COAST DIALYSIS		1			1
VAULT MEDICAL SERVICES			1	100%	1
West Bay of Tampa Center			1	100%	1
CHI ST. LUKE'S HEALTH BCM MEDICAL CENTER			1	100%	1
CONTINENTAL HOME HEALTH CARE INC			1	100%	1
UPMC NORTHWEST HOSPITAL			1	100%	1
Kroger 523 - The Little Clinic Dickson			1	100%	1
GEORGETOWN URGENT CARE			1	100%	1
AVALON MEDICAL GROUP			1	100%	1
MISSISSIPPI VALLEY REGIONAL BLOOD CENTER			1	100%	1
Villages of St.Peters		1			1
OMC PRIMARY CARE - HOSPITAL CAMPUS			1	100%	1
PUBLIX PHARMACY #1114			1	100%	1
ULTIMATE KIDNEY CARE			1	100%	1
TEXAS HEALTH ARLINGTON MEMORIAL		1			1
PERRY COUNTY NURSING HOME		1			1
UNIVERSITY OF MARYLAND PATHOLOGY ASSOCIATES			1	100%	1
Caldwell Care		1			1
Jersey City Medical Center		1			1
CVS MA957POCT WEST SPRINGFIELD		1			1
Heartland Health Care Center Jacksonville			1	100%	1
EVEXIA DIAGNOSTICS			1	100%	1
GULF COUNTY HEALTH DEPARTMENT			1	100%	1
ADVENTHEALTH PHYSICIAN GROUP – APPLEWOOD			1	100%	1
ENCOMPASS HEALTH HOME HEALTH		1			1
DAVITA DIALYSIS-NORTH			1	100%	1
DISCOVERY AT HOME, LLC			1	100%	1
Rio Grande City Nursing and Rehab Center			1	100%	1
CITRONELLE HEALTH AND REHABILITATION CENTER		1			1
OMAHA VA MEDICAL CENTER			1	100%	1
TEXAS HEALTH ARLINGTON MEMORIAL HOSPITAL			1	100%	1
PEDRO MENENDEZ HEALTH CENTER AT ST JOHNS			1	100%	1
ANY LAB TEST NOW JACKSONVILLE		1			1
FALKVILLE HEALTHCARE		1			1
CHC SOUTHWEST FLORIDA LAB-LIVE			1	100%	1
ALLIANCE MD DIRECT PRIMARY CARE			1	100%	1
FAST PACE URGENT CARE			1	100%	1
CIRRUS DX			1	100%	1
THE HOSPITALS OF PROVIDENCE EMERGENCY ROOM			1	100%	1
LAKEVIEW REGIONAL HOSPITAL			1	100%	1
CVS PA2687POCT EXTON		1			1
CROSS CREEK HEALTH CARE		1			1
ACUPATH LABORATORIES INC			1	100%	1
MEDICAL SPECIALISTS OF THE PALM BEACHES INC			1	100%	1
CEPERO PEDIATRICS PA			1	100%	1
CLEVELAND CLINIC AKRON GENERAL			1	100%	1
Kroger 57 - The Little Clinic Jay C Charlestown		1			1

COVID-19: testing by laboratory

Data through Feb 21, 2021 verified as of Feb 22, 2021 at 09:25 AM

Data in this report are provisional and subject to change.

The numbers in the table below represent the number of Florida and non-Florida residents for whom test results were received by the Department of Health. A person can be tested by more than one laboratory and can have both positive and negative results. **Therefore, the sum of the numbers in each column will be larger than the total number of people tested.**

Reporting lab	Inconclusive	Negative	Positive	Percent positive	Total
CLINICAL CARE, INC			1	100%	1
POMPANO BEACH ARTIFICIAL KIDNEY CENTER			1	100%	1
HYDE PARK MEDICAL CENTER		1			1
			1	100%	1
Vi at Aventura		1			1
COLUMBIA CREST CARE & RAHAB		1			1
LIBERTY HEALTH CENTER			1	100%	1
UNITYPOINT HEALTH TRINITY			1	100%	1
Kroger 825 - The Little Clinic Dorothy Lane		1			1
MEDERI CARETENDERS			1	100%	1
ALLIANCE LABORATORY SERVICES			1	100%	1
HEALTH FIRST MEDICAL GROUP LLC			1	100%	1
ENT & ALLERGY ASSOCIATES, LLP - SLEEPY HOLLOW (ABBOTT)		1			1
PALM BEACH COUNTY HEALTH DEPT.			1	100%	1
Victory Health and Rehabilitation			1	100%	1
ALLIED PHYSICIANS GROUP		1			1
DUKE UNIVERSITY POINT OF CARE TESTING PROGRAM			1	100%	1
CVS TX1057POCT SAN ANTONIO		1			1
LAKE COMMUNITY ACTION AGENCY		1			1
CVS TX7675POCT RED OAK			1	100%	1
KEATING SPORTS CENTER		1			1
ORMOND BEACH DIALYSIS			1	100%	1
Kroger 368 - The Little Clinic Frankfort West		1			1
MIDWAY SPECIALTY CARE CENTER INC		1			1
DIXIE REGIONAL MEDICAL CENTER			1	100%	1
SARHA DOCTORS CENTER			1	100%	1
Walgreens #3049		1			1
Waters of Covington		1			1
ANMED HEALTH MEDICAL CENTER			1	100%	1
PRIORITY CARE LLC			1	100%	1
IRA FIALKO DO			1	100%	1
MEMORIAL HERMANN SOUTHWEST HOSPITAL			1	100%	1
ARLINGTON ADULT RESIDENTIAL FACILITY, INC			1	100%	1
Ramsey Village		1			1
DR PHILLIPS CENTER FOR WELLNESS		1			1
PREMIER MOBILE HEALTH SERVICES, LLC			1	100%	1
Bay View Nursing and Rehabilitation Center			1	100%	1
BLACKBAG DIGITAL HEALTH LLC		1			1
THE NEW JEWISH HOME		1			1
ST CATHERINE HOSPITAL LABORATORY			1	100%	1
Kroger 353 - The Little Clinic Harpers Point		1			1
DIGESTIVE DISEASE CARE PC		1			1
URGENT CARE CENTER OF PORT ORANGE LLC			1	100%	1
CARESPOT - LEE VISTA			1	100%	1
RURAL/METRO MIDSOUTH,		1			1
Lenbrook		1			1
CVS IN8669POCT INDIANAPOLIS		1			1

COVID-19: testing by laboratory

Data through Feb 21, 2021 verified as of Feb 22, 2021 at 09:25 AM

Data in this report are provisional and subject to change.

The numbers in the table below represent the number of Florida and non-Florida residents for whom test results were received by the Department of Health. A person can be tested by more than one laboratory and can have both positive and negative results. **Therefore, the sum of the numbers in each column will be larger than the total number of people tested.**

Reporting lab	Inconclusive	Negative	Positive	Percent positive	Total
CVS NM8918POCT ALBUQUERQUE		1			1
IVAN, MAYA			1	100%	1
HIDALGO FAMILY CLINIC			1	100%	1
HENRICO DOCTOR'S LABORATORY			1	100%	1
CAROMONT HEALTH			1	100%	1
FREDERICK MEMORIAL HOSPITAL			1	100%	1
CENTRAL FLORIDA MEDICAL CARE			1	100%	1
SOUTH FLORIDA URGENT CARE CENTERS, LLC			1	100%	1
CVS IL2297144CV CHICAGO		1			1
HAWAII DEPARTMENT OF HEALTH LAB			1	100%	1
WEST BOYNTON DIALYSIS			1	100%	1
SOUTHEASTERN PATHOLOGY ASSOCIATES			1	100%	1
THE TOLEDO HOSPITAL			1	100%	1
Kroger 895 - The Little Clinic Green Hills		1			1
INDIAN RIDGE		1			1
SOUTH COUNTY MEDICAL CENTER			1	100%	1
Big River Nursing and Rehab		1			1
BAPTIST MINOR MEDICAL CENTER			1	100%	1
Urgent Care 24/7 Orlando LLC			1	100%	1
MADISON FACILITY INC			1	100%	1
Chateau Girardeau			1	100%	1
ST ANTHONY'S PINELLAS CARE CLINIC			1	100%	1
RAJ K PAI MD PA			1	100%	1
CVS NV8784POCT LAS VEGAS		1			1
ATHENS LIMESTONE HOSPITAL		1			1
Chateau Living Center			1	100%	1
SUNCOAST PRIMARY CARE LLC			1	100%	1
SPECTRUM LABORATORY			1	100%	1
TITUS REGIONAL MEDICAL CENTER			1	100%	1
MERRILL GARDENS AT CHAMPIONSGATE			1	100%	1
KENT		1			1
Kroger 683 - The Little Clinic Foothills Plaza		1			1
HEALTHCARE AND REHAB OF SANFORD			1	100%	1
TENNOVA ER - SANGO			1	100%	1
COMMUNITY			1	100%	1
Cottage of the Shoals		1			1
STERLING HOUSE OF PORT ORANGE		1			1
Walgreens #3661		1			1
BETHESDA HOSPITAL EAST BLOOD GAS LAB			1	100%	1
NORTHWEST TEXAS HEALTHCARE SYSTEM,INC			1	100%	1
NONA MEDICAL ARTS		1			1
SUNCOAST FAMILY MEDICAL ASSOCIATES			1	100%	1
Kroger 667 - The Little Clinic Litchfield Park		1			1
SOUTHWEST REGIONAL PCR LABORATORY			1	100%	1
LAKE LURE HEALTH CENTER			1	100%	1
BLOOD SYSTEMS LABORATORIES			1	100%	1
THE CHRIST HOSPITAL			1	100%	1

COVID-19: testing by laboratory

Data through Feb 21, 2021 verified as of Feb 22, 2021 at 09:25 AM

Data in this report are provisional and subject to change.

The numbers in the table below represent the number of Florida and non-Florida residents for whom test results were received by the Department of Health. A person can be tested by more than one laboratory and can have both positive and negative results. **Therefore, the sum of the numbers in each column will be larger than the total number of people tested.**

Reporting lab	Inconclusive	Negative	Positive	Percent positive	Total
SOUTHERN SPRINGS HEALTH CARE		1			1
CVS M08595POCT RAYMORE		1			1
GOOD SAMARITAN SOCIETY-FOREST CITY		1			1
ADVENTHEALTH MEDICAL GROUP FAMILY AND INTERNAL			1	100%	1
Pinnacle Assisted Living			1	100%	1
Carrollton Manor Inc		1			1
MINUTECLINIC DIAG OF IND, LLC #4368		1			1
LEELANAU OPCO, LLC		1			1
FRESENIUS SOUTH FORT MYERS		1			1
JUP Serology SubSection			1	100%	1
NEW MILFORD HOSPITAL			1	100%	1
BELLMORE PEDIATRICS		1			1
SAINT PETE MRI			1	100%	1
BETHESDA DIALYSIS			1	100%	1
DEPT OF VA MEDICAL CENTER - MIAMI			1	100%	1
SPRINGBROOK HOSPITAL			1	100%	1
Maple Lane Nursing Home		1			1
CVS IL2297652CV CHICAGO		1			1
ORDRS, INC.			1	100%	1
LYSTER MAIN LAB, FT RUCKER		1			1
LAS PALMAS MEDICAL CENTER			1	100%	1
LAREDO EMERGENCY ROOM			1	100%	1
CHRISTIANA HOSPITAL		1			1
TRAFALGAR DIALYSIS			1	100%	1
ABSOLUTE QUICK CARE			1	100%	1
HIGHLAND PARK LAKEWOOD PRESTON HOLLOW			1	100%	1
OCEAN MEDICAL CENTER		1			1
PALOMAR MEDICAL CENTER			1	100%	1
NORTH FLORIDA FAMILY MEDICINE			1	100%	1
SOUTH TEXAS HEALTH SYSTEM ER - WARE ROAD			1	100%	1
LAKE SUCCESS EXTENDED CARE		1			1
GENOTOX LABORATORIES		1			1
CHAMBREL AT PINECASTLE			1	100%	1
OPTIMAL MEDICINE INC		1			1
PRIMARY HEALTH CARE ASSOCIATES INC			1	100%	1
Hawthorne House		1			1
VISTA DEL SOL MED ASSOC		1			1
Bivins Pointe			1	100%	1
NATIONAL INSTITUTES OF HEALTH CLINICAL CENTER			1	100%	1
HALEYVILLE HEALTH CARE CENTER		1			1
TEVAPHARM			1	100%	1
COMMUNITY MEDICAL CENTER-ORANGE CITY		1			1
ARCADIA DIALYSIS CENTER			1	100%	1
Kroger 099 - The Little Clinic Fort Collins		1			1
El Paso Health Care Center			1	100%	1
RED BUG LAKE ROAD OVIEDO COVID			1	100%	1
POETS WALK SARASOTA			1	100%	1

COVID-19: testing by laboratory

Data through Feb 21, 2021 verified as of Feb 22, 2021 at 09:25 AM

Data in this report are provisional and subject to change.

The numbers in the table below represent the number of Florida and non-Florida residents for whom test results were received by the Department of Health. A person can be tested by more than one laboratory and can have both positive and negative results. **Therefore, the sum of the numbers in each column will be larger than the total number of people tested.**

Reporting lab	Inconclusive	Negative	Positive	Percent positive	Total
FREEPORT ER DOX URGENT CARE		1			1
INTERNAL MEDICINE ASSOCIATES		1			1
PROMUS DIAGNOSTICS, LLC			1	100%	1
CAROLINAS HEALTHCARE SYSTEM LAB			1	100%	1
PUTNAM CO HOSPITAL-D/B/A ASBURY TOWERS		1			1
PALM SPRINGS GENERAL HOSPITAL			1	100%	1
LIFE CARE CENTER OF GWINNETT		1			1
SHANNON CLARK OD, PA			1	100%	1
CVS HEALTH, #5962		1			1
CVS AZ7841POCT TUCSON		1			1
PEDRO L ORTEGA MD PA			1	100%	1
THE LITTLE CLINIC LLC			1	100%	1
HELGEMO & LIOU PEDIATRICS			1	100%	1
BAYOU URGENT CARE			1	100%	1
PALM BEACH DIABETES AND ENDOCRINE SPECIALISTS, PA			1	100%	1
HEALTHFORCE PARTNERS INC			1	100%	1
ANDERSON FAMILY MEDICINE			1	100%	1
METROPOLITAN			1	100%	1
VISTA LAKE ASSISTED LIVING			1	100%	1
Kroger 390 - The Little Clinic North College Hill		1			1
ORCHID TERRACE		1			1
HARMONY HEALTHCARE ORLANDO INC		1			1
INTERNAL MEDICINE GROUP OF CENTRAL FLORIDA			1	100%	1
BLAKE AT PENSACOLA OPERATION CO, LLC, THE			1	100%	1
UABC			1	100%	1
STONECREST MEDICAL CENTER		1			1
Acts Manor House		1			1
SMITH KLINE			1	100%	1
MEMORIAL HEALTH SYSTEM		1			1
WEST CARVER MEDICAL ASSOCIATES		1			1
CVS AZ69POCT PEORIA		1			1
SANTA ROSA PEDIATRICS			1	100%	1
DSI LABORATORIES-NAPLES-7TH			1	100%	1
THE LITTLE CLINIC, LLC			1	100%	1
ST. VINCENT HOSPITAL			1	100%	1
Kroger 670 - The Little Clinic Powell		1			1
PORTAGE MEDICAL CENTER			1	100%	1
COASTAL ER IX, PHYSICIANS PREMIER			1	100%	1
PCG MOLECULAR			1	100%	1
Monument Health Strugis Care Center		1			1
FLORIDA ADVANCED MEDICAL AND DERM AESTHETICS LLC			1	100%	1
Robinson Terrace Rehabilitation and Nursing Center		1			1
DERMDX, DIV OF AURORA DIAGNOSTICS/BERNHARDT LAB		1			1
CAN COMMUNITY HEALTH LLC		1			1
Arch Plaza Nursing and Rehabilitation Center			1	100%	1
LITTLE FALLS HOSPITAL LABORATORY		1			1
HUNEYCUTT FAMILY PRACTICE			1	100%	1

COVID-19: testing by laboratory

Data through Feb 21, 2021 verified as of Feb 22, 2021 at 09:25 AM

Data in this report are provisional and subject to change.

The numbers in the table below represent the number of Florida and non-Florida residents for whom test results were received by the Department of Health. A person can be tested by more than one laboratory and can have both positive and negative results. **Therefore, the sum of the numbers in each column will be larger than the total number of people tested.**

Reporting lab	Inconclusive	Negative	Positive	Percent positive	Total
BEAUMONT HOSPITAL			1	100%	1
JAX FAMILY CARE		1			1
SUN CLINICAL LABORATORIES			1	100%	1
JACKSON MADISON CO. GEN. HOSPITAL			1	100%	1
ER NEAR ME HULEN		1			1
LPG COCONUT POINT - FAMILY/ INTERNAL MEDICINE		1			1
CVS AZ7263POCT PHOENIX		1			1
FLORIDA HOME HEALTH			1	100%	1
SURGERY CENTER, THE			1	100%	1
COASTAL DETOX		1			1
IVY CREEK HEALTHCARE & WELLNESS CENTRE			1	100%	1
HELIX BIOMEDICS LLC			1	100%	1
Court House Center		1			1
FORT LOUDOUN PRIMARY CARE		1			1
MEDONE URGENT CARE			1	100%	1
WINNIFRED ASSISTED LIVING FACILITY INC		1			1
ATMORE COMMUNITY HOSPITAL			1	100%	1
FLORIDA DIGESTIVE AND LIVER SPECIALISTS			1	100%	1
PAUL C SCHWARTZ & MELVIN L WEIDMAN		1			1
CONSULATE HEALTH CARE OF VERO BEACH			1	100%	1
MEDIPLUS CLINIC, INC			1	100%	1
UHEALTH CARDIOLOGY			1	100%	1
CENTRAL FLORIDA INTERNAL OCCUPATIONAL AND		1			1
FIRST PHYSICIANS GROUP - LORRAINE CORNERS		1			1
ARTESIAN HOME		1			1
CVS AZ9210POCT SCOTTSDALE		1			1
BAPTIST MEDICAL PLAZA AT WESTCHESTER			1	100%	1
CVS CA9803POCT RIVERSIDE		1			1
MARTIN LUTHER KING RENAL INSTITUTE			1	100%	1
Harris Hill Nursing Facility		1			1
MEDEXPRESS URGENT CARE - BENTON		1			1
MARYLAND DEPARTMENT OF HEALTH AND MENTAL HYGIENE			1	100%	1
DEVLIN MANOR NURSING AND REHABILITATION		1			1
EASTSIDE MEDICAL CLINIC		1			1
Carington Park			1	100%	1
EDGAR PRICE FAMILY & CHILDREN HEALTHCARE CENTER			1	100%	1
MEDEXPRESS URGENT CARE - LAWRENCE		1			1
CORDOVA FAMILY PRACTICE			1	100%	1
COLONIAL VILLA GOOD SAMARITAN CENTER		1			1
REGIONAL MEDICAL LABORATORY			1	100%	1
HEALTHPARTNERS HUDSON CLINIC			1	100%	1
SEACOAST PATHOLOGY PROFESSIONAL ASSOC		1			1
Kroger 698 - The Little Clinic 14th Street/Bell		1			1
West Melbourne Health and Rehabilitation Center			1	100%	1
EXCEPTIONAL EMERGENCY CENTER			1	100%	1
NORWALK HOSPITAL			1	100%	1
SOUTHERN FAMILY HEALTH			1	100%	1

COVID-19: testing by laboratory

Data through Feb 21, 2021 verified as of Feb 22, 2021 at 09:25 AM

Data in this report are provisional and subject to change.

The numbers in the table below represent the number of Florida and non-Florida residents for whom test results were received by the Department of Health. A person can be tested by more than one laboratory and can have both positive and negative results. **Therefore, the sum of the numbers in each column will be larger than the total number of people tested.**

Reporting lab	Inconclusive	Negative	Positive	Percent positive	Total
HEALTHPLUS			1	100%	1
MED-LAKE LABORATORY			1	100%	1
QC LABORATORY			1	100%	1
INNOVATIVE CARE II LLC			1	100%	1
WELLNOW URGENT CARE-OSWEGO			1	100%	1
PHYSICIANS PRIMARY CARE LEHIGH PEDS			1	100%	1
ULTIMATE ANALYSIS LABORATORY			1	100%	1
REGIONAL MED CTR BAYONET POINT			1	100%	1
VERITAS GENETICS, INC.			1	100%	1
TANGLEWOOD MANOR		1			1
CENTRAL TX MEDICAL CENTER - LAB			1	100%	1
MINUTE-CLINIC DIAGNOSTIC OF VIRGINIA, LLC		1			1
CFCH - FROSTPROOF			1	100%	1
FLORIDA FAMILY LABORATORY		1			1
DEBORAH HEART AND LUNG CENTER		1			1
NEW ERA COMMUNITY HEALTH CENTER LLC		1			1
ST VINCENT'S AMBULATORY CARE INC			1	100%	1
SYNERGENE LABORATORY			1	100%	1
WELL-KEY URGENT CARE SEVIERVILLE			1	100%	1
MARYWOOD NURSING CARE CENTER		1			1
CHESAPEAKE REGIONAL MEDICAL CENTER			1	100%	1
SONNI'S PEDIATRICS			1	100%	1
Central Park Healthcare & Rehabilitation Center		1			1
ALPHA 1 ANTITRYPSIN RESEARCH PROGRAM			1	100%	1
Kroger 379 - The Little Clinic Stony Brook		1			1
SUMMIT LABORATORY			1	100%	1
CELEBRATION HOSPITAL			1	100%	1
ROYAL CARE MEDICAL CENTER			1	100%	1
HCL LABORATORIES			1	100%	1
ASPIRUS WAUSAU HOSPITAL			1	100%	1
CVS OH6167POCT ASHLAND		1			1
FAMILY MEDICINE AT KISSIMMEE		1			1
BASCOM PALMER EYE INSTITUTE			1	100%	1
CAREHERE HUDSON BAY			1	100%	1
REFERENCE LABORATORY			1	100%	1
LIMA MEMORIAL HOSPITAL			1	100%	1
CONCENTRA - OCALA		1			1
Sunnybrook Rehabilitation Center			1	100%	1
1ST MED DOTHAN			1	100%	1
ELITE MEDICAL LABORATORY SOLUTIONS LLC			1	100%	1
Birmingham Nursing and Rehabilitation East LLC		1			1
ARIZA WELLNESS CARE LLC			1	100%	1
DOCTORS MEMORIAL HOSP HOME HEALTH CARE		1			1
FAYETTE MEDICAL CENTER LAB		1			1
LEGACY AT HIGHWOODS PRESERVE		1			1
GENDERXPRESS/PICTURE ME PERFECT IMAGING			1	100%	1
C V S / PHARMACY #833		1			1

COVID-19: testing by laboratory

Data through Feb 21, 2021 verified as of Feb 22, 2021 at 09:25 AM

Data in this report are provisional and subject to change.

The numbers in the table below represent the number of Florida and non-Florida residents for whom test results were received by the Department of Health. A person can be tested by more than one laboratory and can have both positive and negative results. **Therefore, the sum of the numbers in each column will be larger than the total number of people tested.**

Reporting lab	Inconclusive	Negative	Positive	Percent positive	Total
BHS PHYSICIAN NETWORK			1	100%	1
CRUSADER COMMUNITY HEALTH			1	100%	1
OCALA REGIONAL DIALYSIS- NORTH			1	100%	1
MINUTECLINIC DIAGNOSTIC OF VIRGINIA, LLC #1980		1			1
PULMONARY, CRITICAL CARE AND SLEEP DISORDERS INSTITUTE OF SOUTH FLORID			1	100%	1
CAREWELL URGENT CARE FITCHBURG			1	100%	1
QUALITY CLINICAL LAB LLC			1	100%	1
Fairhope		1			1
Village Green Health & Rehabilitation		1			1
FAMILY PHYSICIANS OF WINTER PARK, INC			1	100%	1
HOLSTON MEDICAL GROUP		1			1
WINDSOR MANOR			1	100%	1
PENINSULA REGIONAL MED CTR LAB			1	100%	1
Garden View Care Center at Dougherty Ferry		1			1
CLUB HEALTH AND REHABILITATION CENTER, THE		1			1
FELD ENTERTAINMENT			1	100%	1
Redwood Springs Healthcare			1	100%	1
BEAUMONT HOSPITAL, GROSSE POINTE			1	100%	1
RABI SINHA, MD		1			1
ADVANCED URGENT CARE PLLC		1			1
PRIMARY CARE GROUP LLC		1			1
EILEEN TURBESSI MD PA		1			1
Kroger 682 - The Little Clinic Combs and Gantzel		1			1
WY RETIREMENT CENTER		1			1
FLORHAM PARK ENDOSCOPY CENTER		1			1
HEALTH FIRST HOME CARE		1			1
BRIAN C GRINER MD LLC			1	100%	1
PRACTITIONERS IN MOTION			1	100%	1
KENNEDY BOULEVARD DIALYSIS			1	100%	1
LITTLE COMPANY OF MARY HOSPITAL			1	100%	1
SEWALLS POINT PHARMACY INC			1	100%	1
FLAGLER COUNTY BOARD OF COUNTY COMMISSIONERS			1	100%	1
COMMUNITY HOSPITALS INDIANAPOLIS			1	100%	1
REGENTS PARK OF JACKSONVILLE			1	100%	1
VALUE DRUGS GREENLAWN INC		1			1
FRANKLIN CBOC			1	100%	1
Mercy Manor Transition Center			1	100%	1
NORTH SHORE MEDICAL CENTER - SALEM HOSPITAL			1	100%	1
LANTANA HC LAB			1	100%	1
Kroger 524 - The Little Clinic Iron Bridge Road		1			1
DOCTOR TODAY URGENT CARE			1	100%	1
DONALSONVILLE HOSPITAL			1	100%	1
TARRYTOWN PHARMACY			1	100%	1
EVERGREEN NURSING HOME		1			1
MOBILE MEDICAL CLINIC			1	100%	1
HARDIN HEALTH INC		1			1
METROWEST MEDICAL CENTER - FRAMINGHAM			1	100%	1

COVID-19: testing by laboratory

Data through Feb 21, 2021 verified as of Feb 22, 2021 at 09:25 AM

Data in this report are provisional and subject to change.

The numbers in the table below represent the number of Florida and non-Florida residents for whom test results were received by the Department of Health. A person can be tested by more than one laboratory and can have both positive and negative results. **Therefore, the sum of the numbers in each column will be larger than the total number of people tested.**

Reporting lab	Inconclusive	Negative	Positive	Percent positive	Total
Kroger 410 - The Little Clinic Trinity		1			1
CVS NC2749POCT CONCORD		1			1
CVS AZ5477POCT SURPRISE		1			1
MEDOR/ACC SYNCHRONY			1	100%	1
Florence Home		1			1
FLORIDA HOSPITAL ORMOND BEACH			1	100%	1
CANDLER HOSPITAL			1	100%	1
ELDER ALTERNATIVES INC			1	100%	1
APPLING NURSING & REHABILITATION PAVIL		1			1
Kroger 682 - The Little Clinic New Holland Market			1	100%	1
QUEST INC			1	100%	1
GEORGE WASHINGTON UNIVERSITY HOSPITAL			1	100%	1
SSC NASHVILLE OPERATING CO LLC D/B/A		1			1
AUSTIN URGENT CARE			1	100%	1
OPTUM MEDICAL CLINIC IN ROCKRIMMON			1	100%	1
Valley View Health and Rehabilitation, LLC		1			1
Memorial Health Care Center			1	100%	1
SAINT BARNABAS MEDICAL CENTER		1			1
HEALTHCARE ASSOCIATES OF IRVING, LLP			1	100%	1
VIVEX/UMTB BIOMEDICAL			1	100%	1
CHILDREN'S MEMORIAL HOSPITAL			1	100%	1
Brynwood Health & Rehabilitation Center			1	100%	1
FLAGLER CARE CENTER			1	100%	1
PHYSICIANS PREMIER			1	100%	1
CVS MA2401POCT MARSHFIELD		1			1
TRIHEALTH			1	100%	1
WINTER PARK MEMORIAL HOSPITAL LABORATORY		1			1
Imperial Healthcare Centre			1	100%	1
HEALTH EXPRESS		1			1
SHAH			1	100%	1
LEXINGTON HOSPITAL CORPORATION			1	100%	1
CONWAY - SHERWOOD URGENT CARE			1	100%	1
SOMA MEDICAL CENTER PA #3 PALOMINO			1	100%	1
STEPHENS COUNTY HOSPITAL			1	100%	1
LIFELINK TRANSPLANT INSTITUTE LAB			1	100%	1
CHOTA COMMUNITY HEALTH SERVICES		1			1
FLORIDA CLINICAL RESEARCH CENTER, LLC			1	100%	1
KIDSVILLE PEDIATRICS IV PA		1			1
SUNSHINE PEDIATRICS OF LUTz			1	100%	1
Medicalodges Neosho			1	100%	1
SPECIALTY DRUG TESTING			1	100%	1
CROZER-CHESTER MEDICAL CENTER			1	100%	1
CONCENTRA - TAMPA EAST		1			1
JOHNSON & JOHNSON VISION CARE-VISTAKON			1	100%	1
MONMOUTH MEDICALC ENTER		1			1
GOSHEN HOSPITAL			1	100%	1
Bethel Lutheran Nursing & Rehabilitation Center		1			1

COVID-19: testing by laboratory

Data through Feb 21, 2021 verified as of Feb 22, 2021 at 09:25 AM

Data in this report are provisional and subject to change.

The numbers in the table below represent the number of Florida and non-Florida residents for whom test results were received by the Department of Health. A person can be tested by more than one laboratory and can have both positive and negative results. **Therefore, the sum of the numbers in each column will be larger than the total number of people tested.**

Reporting lab	Inconclusive	Negative	Positive	Percent positive	Total
HOLLAND COMMUNITY HOSPITAL		1			1
Kroger 397 - The Little Clinic Frankfort East		1			1
SANITAS RESEARCH LLC			1	100%	1
FLORIDA HEALTH CARE MEDICAL GROUP		1			1
CLEVELAND CLINIC OHIO LABORATORIES			1	100%	1
ORLANDO PHYSICIAN NETWORK		1			1
HORIZON MEDICAL CENTER			1	100%	1
MEDEXPRESS URGENT CARE - HADLEY		1			1
FAMILY AND INTERNAL MEDICINE ASSOCIATES		1			1
SPARTANBURG REGIONAL MEDICAL CENTER			1	100%	1
Kroger 550 - The Little Clinic Bellevue		1			1
Port Orange Nursing And Rehab Center			1	100%	1
MEMORIAL HERMANN KATY HOSPITAL			1	100%	1
WESTERN NEW YORK IMMEDIATE MEDICAL CAR		1			1
MINUTECLINIC DIAGNOSTIC OF NH, LLC (CL		1			1
BROOKDALE FORT WALTON BEACH			1	100%	1
MEDEXPRESS URGENT CARE, MOSSIDE		1			1
IMMY LABS			1	100%	1
Kroger 086 - The Little Clinic Broomfield-Sheridan		1			1
MAYO MEDICAL LABORATORIES			1	100%	1
CAREFIRST URGENT CARE - BEECHMONT			1	100%	1
FAIRFIELD MEDICAL CENTER			1	100%	1
Kroger 777 - The Little Clinic Shelbyville		1			1
TENNOVA HEALTHCARE - CLEVELAND			1	100%	1
CVS TX7603POCT SAGINAW		1			1
KANA MEDICAL			1	100%	1
ST JOHNS MEDICAL CENTER		1			1
Broomall Manor		1			1
WALGREENS #15291		1			1
CHI MEMORIAL HOSPITAL CHATTANOOGA			1	100%	1
SAINT LEO UNIVERSITY INCORPORATED			1	100%	1
Glen Oaks Health and REhabilitation		1			1
UCH LAB			1	100%	1
BORINQUEN HEALTH CENTER			1	100%	1
CVS TX7288POCT DALLAS		1			1
VCU HEALTH SYSTEM AUTHORITY - MCV HOSPITALS			1	100%	1
RCP OF MEMORIAL WEST			1	100%	1
Oregon Veterans Home The Dalles		1			1
ST VINCENTS AMBULATORY CARE INC			1	100%	1
ST JOHNS PEDIATRICS PA		1			1
CLINICAL CARE INC			1	100%	1
CAREWELL 203			1	100%	1
OAKWOOD HOSPITAL - SOUTHSORE			1	100%	1
MOUNT SINAI MEDICAL CENTER OF FLORIDA, INC			1	100%	1
Seal Rock Healthcare		1			1
SONORAN DESERT PATHOLOGY			1	100%	1
777 URGENT CARE			1	100%	1

COVID-19: testing by laboratory

Data through Feb 21, 2021 verified as of Feb 22, 2021 at 09:25 AM

Data in this report are provisional and subject to change.

The numbers in the table below represent the number of Florida and non-Florida residents for whom test results were received by the Department of Health. A person can be tested by more than one laboratory and can have both positive and negative results. **Therefore, the sum of the numbers in each column will be larger than the total number of people tested.**

Reporting lab	Inconclusive	Negative	Positive	Percent positive	Total
FASTMED URGENT CARE			1	100%	1
SAINT JOSEPH'S HOSPITAL AND MEDICAL CENTER		1			1
Woodstock Nursing and Rehabilitation Center		1			1
WEST VIRGINIA UNIVERSITY HOSPITALS			1	100%	1
EAST TENNESSEE STATE UNIVERSITY		1			1
Schenectady Center for Rehabilitation & Nursing		1			1
BATESVILLE - SHERWOOD URGENT CARE			1	100%	1
BRUCE S WEST MD			1	100%	1
UNIVERISTY HOSPITAL			1	100%	1
DIAGNOSTIC GROUP INTEGRATED HEALTHCARE			1	100%	1
SHARON REGIONAL MEDICAL CENTER			1	100%	1
WELLCARE URGENT CARE			1	100%	1
DIGNITY HEALING LLC			1	100%	1
CENTRAL FLORIDA ADULT MEDICINE		1			1
WVU MEDICINE AT SUNCREST TOWNE CENTRE			1	100%	1
WALGREENS #06025		1			1
Pontotoc Health and Rehab		1			1
TLC MEDICAL			1	100%	1
SUMMIT COUNTY PUBLIC HEALTH DEPARTMENT			1	100%	1
Village Crest Center for Health & Rehabilitation		1			1
GUTHRIE CORNING HOSPITAL LABORATORY		1			1
FAMILY MEDICINE AT CELEBRATION		1			1
MEDERI CARETENDERS VS OF SE FL LLC DBA			1	100%	1
Jacaranda Manor			1	100%	1
Belvoir Woods Health Care Center at The Fairfax		1			1
POINTE MEDICAL SERVICES INC			1	100%	1
CVS KS8573POCT OVERLAND PARK		1			1
SOMA MEDICAL CENTER PA #2 OAKLAND			1	100%	1
URGENT CARE OF FORT LAUDERDALE INC			1	100%	1
EXAC CARE CROSSVILLE		1			1
ELAN MANATEE			1	100%	1
PEACE HEALTH FAMILY MEDICINE AT 87TH AVE		1			1
NYU LANGONE AMBULATORY CARE LAKE SUCCE		1			1
SOUTHWOOD NURSING & RETIREMENT CENTER		1			1
INSTANT MEDICAL CARE CENTER			1	100%	1
MOORE CLINICAL RESEARCH INC			1	100%	1
St. Josephs Hospital			1	100%	1
WATERBURY HOSPITAL REFERENCE LAB			1	100%	1
PREMIER FAMILY AND SPORTS MEDICINE LLC			1	100%	1
URGENT CARE OF KANSAS CITY			1	100%	1
CAH ACQUISITION COMPANY 11 LLC			1	100%	1
LP ELIZABETHTON		1			1
PARK LANE NURSING HOME		1			1
CYPRESS VILLAGE REHAB CENTER		1			1
GIFFORD MEMORIAL HOSPITAL		1			1
Terrace Glen Village		1			1
REEVES COUNTY HOSPITAL DISTRICT			1	100%	1

COVID-19: testing by laboratory

Data through Feb 21, 2021 verified as of Feb 22, 2021 at 09:25 AM

Data in this report are provisional and subject to change.

The numbers in the table below represent the number of Florida and non-Florida residents for whom test results were received by the Department of Health. A person can be tested by more than one laboratory and can have both positive and negative results. **Therefore, the sum of the numbers in each column will be larger than the total number of people tested.**

Reporting lab	Inconclusive	Negative	Positive	Percent positive	Total
DIRECT PRIMARY CARE OF BURLESON			1	100%	1
CAMBRIDGE HEALTH ALLIANCE			1	100%	1
Kroger 481 - The Little Clinic Houston Levee		1			1
SOUTHWOOD HEALTHCARE CENTER		1			1
MINUTECLINIC DIAGNOSTIC OF OHIO #5060		1			1
UNIVERSITY OF BALTIMORE WASHINGTON MEDICAL CENTER			1	100%	1
PARRISH MEDICAL GROUP			1	100%	1
KNAPP MEDICAL GROUP			1	100%	1
PM PEDIATRICS OF BAYSIDE PLLC - BELLER		1			1
MAHONEY PEDIATRICS PA			1	100%	1
MEDICAL ASSOCIATES OF BREVARD LLC		1			1
CVS NE8616POCT LINCOLN		1			1
MEADOWS PARK HEALTH AND REHABILITATION		1			1
DE TAR HOSPITAL			1	100%	1
HACKENSACK UNIVERSITY MEDICAL CENTER		1			1
KINGWOOD EMERGENCY HOSPITAL			1	100%	1
TITUSVILLE TOWERS ASSISTED LIVING		1			1
Grand Junction VAMC		1			1
ADVENTHEALTH MEDICAL GROUP COMMUNITY MEDICINE			1	100%	1
LabCorp of America			1	100%	1
TAMPA HEALTH CARE PROVIDERS PA		1			1
TEMPUS_LABS			1	100%	1
Hillside Rehab and Care Center			1	100%	1
CARESPOT EXPRESS HEALTHCARE BOYNTON BEACH			1	100%	1
Walgreens #5065		1			1
COLOMBO'S PHARMACY		1			1
FAIRVIEW SOUTHDAL			1	100%	1
BAYLOR SCOTT & WHITE MEDICAL SURGICAL CLINIC			1	100%	1
SAINT ALPHONSUS REGIONAL MEDICAL CENTER			1	100%	1
CLERMONT PEDIATRICS, PA			1	100%	1
HARRIS URGENT CARE CENTER			1	100%	1
MERCYONE DES MOINES MEDICAL CENTER			1	100%	1
Harbert Hills Academy Nursing Home		1			1
PUBLIX PHARMACY #0332		1			1
SISTERS MISSION			1	100%	1
VICTORIA PAIN AND REHABILITATION CENTER			1	100%	1
CLEMENT MANOR HEALTH CENTER		1			1
CVS AZ10529POCT SCOTTSDALE		1			1
Douglas County Health Center		1			1
INFECTION CONTROL DEPT			1	100%	1
HEALTHCARE FOR THE HOMELESS			1	100%	1
Oakland Nursing and Rehabilitation Center		1			1
ARBOR DIAGNOSTICS, INC		1			1
CHP COVID-19 (TX)			1	100%	1
PCR DIAGNOSTICS			1	100%	1
FAMILY PRACTICE ASSOCIATES		1			1
UMMC MIDTOWN CAMPUS			1	100%	1

COVID-19: testing by laboratory

Data through Feb 21, 2021 verified as of Feb 22, 2021 at 09:25 AM

Data in this report are provisional and subject to change.

The numbers in the table below represent the number of Florida and non-Florida residents for whom test results were received by the Department of Health. A person can be tested by more than one laboratory and can have both positive and negative results. **Therefore, the sum of the numbers in each column will be larger than the total number of people tested.**

Reporting lab	Inconclusive	Negative	Positive	Percent positive	Total
ALAFAYA WOODS FAMILY MEDICAL CENTER		1			1
MICROBIOLOGY DEPARTMENT			1	100%	1
VELOCITY URGENT CARE - REDMILL			1	100%	1
Kroger 672 - The Little Clinic Bill Kennedy & Glenwood		1			1
HOSPICE OF MARION COUNTY INC			1	100%	1
ACCURATE HEALTH SERVICES CORP			1	100%	1
MEDEXPRESS URGENT CARE - DANVILLE		1			1
JACKSBORO URGENT CARE			1	100%	1
ADVENT HEALTH - OWASA			1	100%	1
LAB PLUS, LLC			1	100%	1
NORTH SHORE HEMATOLOGY-ONCOLOGY ASSOCI		1			1
ROAN MOUNTAIN MEDICAL CENTER			1	100%	1
THE CHILDREN'S HOSPITAL OF PHILADELPHIA		1			1
MEDPOST - NORTH DALLAS			1	100%	1
Kroger 717 - The Little Clinic Dolphin Drive			1	100%	1
PANCARE HEALTH - CARR ELEM & MIDDLE SCHOOL			1	100%	1
ST JOHNS EPISCOPAL HOSPITAL SOUTH SHORE		1			1
Tremont Health & Rehabilitation Center		1			1
CARESPOT - OCOEE			1	100%	1
ALLEGHENY GENERAL HOSPITAL			1	100%	1
NEMOURS CHILDREN'S PRIMARY CARE, ST CLOUD			1	100%	1
MIAMI VASCULAR SURGERY			1	100%	1
Kroger 350 - The Little Clinic New Cut Road		1			1
NEW RIVER HEALTH DISTRICT			1	100%	1
Crestwood Nursing Center		1			1
FINLAY MEDICAL RESEARCH CORP			1	100%	1
LOUISIANA STATE LAB			1	100%	1
St Mary's d'Youville Pavilion		1			1
AMD			1	100%	1
INLET CONCIERGE MEDICINE			1	100%	1
OPTUM OF HIALEAH		1			1
HAWKEYE CARE CENTER DUBUQUE		1			1
ST LUKES SURGICAL AT THE VILLAGES INC			1	100%	1
PHYSICIANS URGENT CARE			1	100%	1
ORLANDO HEALTH PHYSICIAN GROUP INC			1	100%	1
ORMOND MEDICAL ARTS FAMILY PRACTICE PL			1	100%	1
MEDICAL CITY DENTON			1	100%	1
MINUTECLINIC DIAGNOSTIC OF NEW MEXICO LLC #7552		1			1
CVS SC5479POCT INDIAN LAND		1			1
ANY LAB TEST FAST CORP			1	100%	1
Allen Health and Rehabilitation		1			1
Southwest Louisiana Veterans Home			1	100%	1
HIBISCUS COURT			1	100%	1
CSI LABORATORIES FLORIDA			1	100%	1
ENT AND ALLERGY ASSOCIATES OF FLORIDA, LLC			1	100%	1
PULMONARY MEDICINE		1			1
MARTIN ARMY COMMUNITY HOSPITAL			1	100%	1

COVID-19: testing by laboratory

Data through Feb 21, 2021 verified as of Feb 22, 2021 at 09:25 AM

Data in this report are provisional and subject to change.

The numbers in the table below represent the number of Florida and non-Florida residents for whom test results were received by the Department of Health. A person can be tested by more than one laboratory and can have both positive and negative results. **Therefore, the sum of the numbers in each column will be larger than the total number of people tested.**

Reporting lab	Inconclusive	Negative	Positive	Percent positive	Total
TMH PHYSICIAN PARTNERS QUINCY			1	100%	1
SILVERMAN			1	100%	1
PM PEDIATRICS PC			1	100%	1
LOURDES URGENT CARE			1	100%	1
PRIMACARE MEDICAL LAKEWOOD			1	100%	1
MEDEXPRESS URGENT CARE CHICOPEE			1	100%	1
THE CLINIC ON SIXTH			1	100%	1
Orange City Nursing and Rehab Center			1	100%	1
UNIVERSITY OF SOUTH FLORIDA			1	100%	1
DORAL KIDNEY CENTER			1	100%	1
bishop rehabilitation and nursing center		1			1
MID FLORIDA COMMUNITY SERVICES			1	100%	1
WEST PENSACOLA DIALYSIS CENTER			1	100%	1
NEMOURS CHILDREN'S PRIMARY CARE			1	100%	1
JP MORGAN CHASE HEALTH SERVICES			1	100%	1
CVS NC7057POCT SHELBY		1			1
ASSOCIATES MD MEDICAL GROUP INC			1	100%	1
CVS SC2250POCT COLUMBIA		1			1
MED & CO INVESTMENT LLC		1			1
DIVERSICARE OF BIG SPRINGS		1			1
CVS OH3458POCT BEAVERCREEK		1			1
ANDERSON REGIONAL MEDICAL CENTER			1	100%	1
NFRC CLINICAL LAB			1	100%	1
FLORIDA DEPARTMENT OF HEALTH PALM BEACH COUNTY			1	100%	1
WALKIN MEDICAL URGENT CARE,NEW CITY			1	100%	1
UPSON REGIONAL MEDICAL CENTER			1	100%	1
UW MEDICINE CHU LAB			1	100%	1
ASSISTED LIVING AT TREZEVANT		1			1
CATSKILL REGIONAL MEDICAL CENTER		1			1
YOUR HEALTH PEDIATRICS			1	100%	1
TERRELL URGENT CARE			1	100%	1
SACRED HEART MEDICAL CENTER			1	100%	1
MEDCARE QUALITY MEDICAL CENTER LLC			1	100%	1
PM PEDIATRICS OF BAYSIDE, PLLC - RIVE		1			1
WESTCOAST FAMILY PRACTICE		1			1
NEW HORIZON PRIMARY CARE LLC			1	100%	1
ANDREWS INSTITUTE AMBULATORY SURGERY CENTER		1			1
HELEN HAYES HOSPITAL LABORATORY		1			1
ISLANDS ASSISTED LIVING FACILITY,THE			1	100%	1
Juniper Village at Bucks County		1			1
HARDEE COUNTY FIRE RESCUE		1			1
Walgreens #5914		1			1
2504-HOMEWOOD		1			1
RENOWN REGIONAL MEDICAL CENTER			1	100%	1
ALBANY MEDICAL CENTER			1	100%	1
CVS NE2741POCT LA VISTA		1			1
Sherwood Oaks Health Center			1	100%	1

COVID-19: testing by laboratory

Data through Feb 21, 2021 verified as of Feb 22, 2021 at 09:25 AM

Data in this report are provisional and subject to change.

The numbers in the table below represent the number of Florida and non-Florida residents for whom test results were received by the Department of Health. A person can be tested by more than one laboratory and can have both positive and negative results. **Therefore, the sum of the numbers in each column will be larger than the total number of people tested.**

Reporting lab	Inconclusive	Negative	Positive	Percent positive	Total
Piqua Manor		1			1
UNIVERSITY OF VERMONT MEDICAL CENTER			1	100%	1
PALMETTO CHARTER SCHOOL☐		1			1
Salem Hills Rehabilitation and Nursing Center		1			1
CENTRAL CAROLINA HOSPITAL			1	100%	1
Kroger 101 - The Little Clinic Hill Top		1			1
NEW YORK UNIVERSITY MEDICAL CENTER			1	100%	1
WAYNE COUNTY PUBLIC HEALTH		1			1
GATEWAY LABORATORIES		1			1
TRUCARE LIVING CENTERS - SELMA			1	100%	1
ST JOHN'S MEDICAL CENTER, TETON VILLAGE			1	100%	1
CVS NC5532POCT SUMMERFIELD		1			1
HALE KUPUNA HERITAGE HOME		1			1
WEILL CORNELL MEDICAL ASSOCIATES - EAST SIDE		1			1
VELOCITY URGENT CARE - LITTLE CREEK			1	100%	1
ALLIED PEDIATRICS & FAMILY MEDICINE			1	100%	1
WESTON COUNTY HEALTH SERVICES			1	100%	1
Troy Center for Rehabilitation & Nursing		1			1
UHEALTH CORAL SPRINGS			1	100%	1
DEL PRADO MEDICAL CENTER, INC		1			1
WEXFORD HEALTH SOURCES INC		1			1
SANFORD HOME		1			1
SUNCOAST BEHAVIORAL HEALTH CENTER			1	100%	1
TARRANT MEDICAL ASSOCIATES			1	100%	1
NORTH FL SOUTH GA HCS-LAKE CITY			1	100%	1
Heritage Health of Peru			1	100%	1
OCEANVIEW NURSING AND REHABILITAION CENTER			1	100%	1
WYOMING COUNTY DEPARTMENT OF HEALTH		1			1
SPINE & PAIN CONSULTANT PLLC		1			1
EMERSON HOSPITAL LABORATORY			1	100%	1
THE MEDICAL CENTER AT BOWLING GREEN			1	100%	1
MEASE MANOR MEMORY CARE		1			1
RICHMOND MEDICAL CENTER FOR WOMEN		1			1
CVS / PHARMACY #10794			1	100%	1
NEMOURS CHILDRENS PRIMARY CARE CLERMONT			1	100%	1
UNIVERSITY OF IOWA HOSPITALS & CLINICS			1	100%	1
ST GERARD'S COMMUNITY OF CARE		1			1
WALGREENS #01398			1	100%	1
Shelbyville Manor		1			1
MAYO CLINICAL LABORATORIES		1			1
Grangeville Health and Rehab		1			1
MAYO CLINIC OUTPATIENT DIALYSIS CENTER			1	100%	1
WEST COCOA PHARMACY			1	100%	1
SHANNON MEDICAL CENTER			1	100%	1
F W HUSTON MEDICAL CENTER SENIOR LIVIN		1			1
SHELBYVILLE HOSPITAL COMPANY		1			1
HABANA HEALTH CARE CENTER			1	100%	1

COVID-19: testing by laboratory

Data through Feb 21, 2021 verified as of Feb 22, 2021 at 09:25 AM

Data in this report are provisional and subject to change.

The numbers in the table below represent the number of Florida and non-Florida residents for whom test results were received by the Department of Health. A person can be tested by more than one laboratory and can have both positive and negative results. **Therefore, the sum of the numbers in each column will be larger than the total number of people tested.**

Reporting lab	Inconclusive	Negative	Positive	Percent positive	Total
MOUNT SINAI MEDICAL CENTER AVENTURA ER			1	100%	1
OAK HAVEN REHAB AND NURSING CENTER			1	100%	1
MCLEOD MEMORIAL HOSPITAL CLARENDON			1	100%	1
KENDALL PEDIATRICS PARTNERS LLC			1	100%	1
CENTRAL FL INTERNAL MEDICINE ASSOCIATES LLC		1			1
CURELOGICS WOUND CARE & HYPERBARIC CENTER		1			1
PEDIATRIC ASSOCIATES - DORAL			1	100%	1
DILELLA			1	100%	1
WAKULLA URGENT CARE & DIAGNOSTIC			1	100%	1
SKYRIDGE CLINICAL ASSOCIATES		1			1
MEMORIAL SATILLA HEALTH			1	100%	1
FLORIDA MEDICAL CLINIC PA GI			1	100%	1
VA ST LOUIS HEALTH CARE SYSTEM			1	100%	1
Lemont Nursing and Rehab Center			1	100%	1
ROSE HAVEN NURSING CENTER		1			1
Signature Healthcare of Palm Beach			1	100%	1
SUNCOAST RESEARCH GROUP LLC			1	100%	1
SIPERSTEIN DERMATOLOGY LLC			1	100%	1
AFFILIATED LABORATORIES INC			1	100%	1
Wetumpka Health and Rehab, LLC		1			1
ASHLEY PEDIATRICS DAY & NIGHT CLINIC			1	100%	1
ACCESS MEDICAL GROUP OF TAMPA INC			1	100%	1
COVENANT HEALTH		1			1
CVS NV5286POCT HENDERSON		1			1
RML PHARMACY PC		1			1
CHI ST VINCENT LITTLE ROCK DIAGNOSTIC CLINIC			1	100%	1
JOHN PETER SMITH HOSPITAL- OB TRIAGE			1	100%	1
CAPSTONE REHABILITATION AND HEALTHCARE		1			1
MOUNT ST MARYS HOSPITAL OF NIAGARA FALLS			1	100%	1
BIOMAT ORLANDO		1			1
Mary Anna Nursing Home		1			1
HELIX URGENT CARE			1	100%	1
BERKSHIRE MEDICAL CENTER			1	100%	1
ATRIA TAMARAC			1	100%	1
ST MARY'S OF SAGINAW		1			1
JUPITER MEDICAL CENTER INC			1	100%	1
AAA MEDICAL TESTING			1	100%	1
SYNERGY DIALYSIS INC			1	100%	1
CHILDREN'S NATIONAL MEDICAL CENTER			1	100%	1
Ash Flat Healthcare and Rehabilitation Center			1	100%	1
DAYTONA BEACH CENTRA CARE			1	100%	1
PALM BEACH DIGESTIVE ASSOCIATES			1	100%	1
MEMORIAL HOSPITAL OF TAMPA			1	100%	1
JACK M MATHENY II MD			1	100%	1
MID-FLORIDA CANCER CENTERS		1			1
DIGNITY HEALTH GOHEALTH		1			1
BEST CARE COMMUNITY AND FAMILY HEALTH CENTER INC			1	100%	1

COVID-19: testing by laboratory

Data through Feb 21, 2021 verified as of Feb 22, 2021 at 09:25 AM

Data in this report are provisional and subject to change.

The numbers in the table below represent the number of Florida and non-Florida residents for whom test results were received by the Department of Health. A person can be tested by more than one laboratory and can have both positive and negative results. **Therefore, the sum of the numbers in each column will be larger than the total number of people tested.**

Reporting lab	Inconclusive	Negative	Positive	Percent positive	Total
MEDEXPRESS URGENT CARE - RUSSELLVILLE, W MAIN ST		1			1
CVS MA1006POCT BROCKTON		1			1
FIT4LIFE MEDICAL CENTER			1	100%	1
Altenheim Senior Living		1			1
Alden North Shore			1	100%	1
MEDEXPRESS URGENT CARE - CONWAY		1			1
GRAND VIEW HOSPITAL			1	100%	1
Kingston Care Center of Fort Wayne		1			1
MED-LAKE LABORATORY, LLC			1	100%	1
VILLAGES HEALTH SYSTEM, LLC, THE			1	100%	1
CVS OH3306POCT AKRON		1			1
BSA PHYSICIANS GROUP, INC D/B/A BSA FAMILY MEDICAL			1	100%	1
FLORIDA MEDICAL CLINIC, LLC			1	100%	1
CENTRAL JERSEY URGENT CARE OF GREEN BR		1			1
EXPRESS WALK IN MEDICAL CENTER			1	100%	1
BOCA CIEGA CENTER			1	100%	1
SOUTHEAST MISSOURI HOSPITAL		1			1
BLANCHARD VALLEY HOSPITAL LABORATORY			1	100%	1
The Evangelical Lutheran Good Samaritan Society Prescott Village		1			1
JMJ FAMILY PRACTICE			1	100%	1
BOULDER COMMUNITY HOSPITAL			1	100%	1
MEDCOR, INC			1	100%	1
Signature Healthcare of Georgetown		1			1
PARK AVENUE PEDIATRICS PC		1			1
BAYCARE OUTREACH LAB AT NEW TAMPA			1	100%	1
HILLSBORO MEDICAL CENTER MAIN LABORATO		1			1
Kroger 970 - The Little Clinic Westfield			1	100%	1
ADVENTHEALTH MEDICAL GROUP SENIOR HEALTH AT			1	100%	1
The Pines at Poughkeepsie Center for Nursing and Rehabilitation		1			1
CARESOUTH HHA HOLDINGS OF THE TREASURE COAST LLC			1	100%	1
SOUTHWEST FLORIDA DIVISION LAB			1	100%	1
Wildwood Healthcare		1			1
MIDWEST COVENANT HOME, INC		1			1
NORTH OKALOOSA PHYSICIAN GRP - WALK IN CLINIC			1	100%	1
BAYLOR SCOTT AND WHITE MEDICAL CENTER -CENTENTENNIAL			1	100%	1
NEVADA DEPARTMENT OF HEALTH AND HUMAN SERVICES			1	100%	1
BOND COUNTY HEALTH DEPARTMENT			1	100%	1
Strasburg Care Center		1			1
DIMMIT REGIONAL HOSPITAL			1	100%	1
SACRED HEART HEALTH SYSTEM- MIDWIFE PROGRAM			1	100%	1
Shoreline Care Center			1	100%	1
OCCUPATIONAL HEALTH CENTER		1			1
KINGWOOD EMERGENCY CENTER			1	100%	1
C V S / PHARMACY #4396		1			1
SYCAMORE MEDICAL CENTER-KETTERING HEALTH NETWORK			1	100%	1
GARDEN VIEW CARE CENTER		1			1
ORANGE PEDIATRICS PA			1	100%	1

COVID-19: testing by laboratory

Data through Feb 21, 2021 verified as of Feb 22, 2021 at 09:25 AM

Data in this report are provisional and subject to change.

The numbers in the table below represent the number of Florida and non-Florida residents for whom test results were received by the Department of Health. A person can be tested by more than one laboratory and can have both positive and negative results. **Therefore, the sum of the numbers in each column will be larger than the total number of people tested.**

Reporting lab	Inconclusive	Negative	Positive	Percent positive	Total
URGENTMED PLANTATION			1	100%	1
Autumn Care of Suffolk		1			1
MEDICAL ARTS LABORATORY			1	100%	1
Kroger 97 - The Little Clinic Hutchinson		1			1
PLANT CITY FAMILY CARE		1			1
ASCARATE DIALYSIS			1	100%	1
BL DIAGNOSTICS LLC			1	100%	1
Northern Nevada State Veterans Home		1			1
CVS CA9823POCT SACRAMENTO		1			1
OMNI HEALTHCARE URGENT CARE			1	100%	1
Aspire Physical Recovery Center at Cahaba River		1			1
OHIO VALLEY MANOR NURSING &		1			1
CLERMONT HEALTH DEPARTMENT			1	100%	1
RM PHARMACY SERVICES INC		1			1
Essex Center for Rehabilitation and Healthcare		1			1
MORNINGSIDE NURSING AND REHABILITATION		1			1
St. Anne Home		1			1
CONVENIENT MEDICAL AND HEALTH SERVICES			1	100%	1
MERCY – NORTH IOWA			1	100%	1
MCH PHYSICIANS GROUP			1	100%	1
KAISER PERMANENTE REGIONAL REFERENCE LABORATORY		1			1
Valley Center (WV)			1	100%	1
PRIMARY CARE & PEDIATRICS - SHEPHERSTOWN		1			1
VALLEY HOSPITAL MEDICAL CENTER		1			1
VA COMMUNITY BASED CLINIC - LAKE CITY			1	100%	1
PEACHEALTH LABORATORIES		1			1
EVENTIDE LUTHERAN HOME		1			1
BAYFRONT HEAL WOUND CARE AND HYPERBARIC CENTER			1	100%	1
PRIMARY AND URGENT CARE			1	100%	1
CSL PLASMA LAB			1	100%	1
BAYMEADOWS PEDIATRIC CARE		1			1
MT SINA1 HOSPICE			1	100%	1
PREMIER PEDIATRICS			1	100%	1
URGENT CARE OF COASTAL GEORGIA			1	100%	1
HENRY FORD HOSPITAL			1	100%	1
WOOD COUNTY HEALTH DEPARTMENT			1	100%	1
Chestnut Ridge Nursing & Rehab		1			1
CHIEFLAND MEDICAL CENTER			1	100%	1
Florida Baptist Retirement Center		1			1
SANTA BARABARA ALF LLC (THE WINDSOR)			1	100%	1
FLORIDA HOSPITAL LAB			1	100%	1
GIBSON AREA PRIMARY CARE			1	100%	1
WESLEY MEDICAL CENTER			1	100%	1
RAYMOND F CARON MD			1	100%	1
PALMETTO PRIMARY CARE PHYSICIANS			1	100%	1
Livingston County Center for Nursing and Rehabilitation		1			1
CARENOW-MONTGOMERY			1	100%	1

COVID-19: testing by laboratory

Data through Feb 21, 2021 verified as of Feb 22, 2021 at 09:25 AM

Data in this report are provisional and subject to change.

The numbers in the table below represent the number of Florida and non-Florida residents for whom test results were received by the Department of Health. A person can be tested by more than one laboratory and can have both positive and negative results. **Therefore, the sum of the numbers in each column will be larger than the total number of people tested.**

Reporting lab	Inconclusive	Negative	Positive	Percent positive	Total
ST.ELIZABETH HEALTH CENTER	1				1
PEDIATRIC PARTNERS			1	100%	1
Diversicare of Smyrna		1			1
HENRY FORD WEST BLOOMFIELD HOSPITAL			1	100%	1
Walgreens #11724		1			1
PALM COTTAGE OPERATOR LLC			1	100%	1
NHC HealthCare Anniston		1			1
SKY RIDGE MEDICAL CENTER - MICRO			1	100%	1
SHAMRA MEDICAL LABORATORY			1	100%	1
AFC URGENT CARE CLEVELAND			1	100%	1
BAPTIST HEALTH SURGERY CENTER			1	100%	1
BIODORON LABORATORIES			1	100%	1
BAYLOR SCOTT & WHITE ALL SAINTS MEDICAL CENTER FT			1	100%	1
ATLANTIS VISION CENTER			1	100%	1
HARTFORD HEALTH CARE & REHABILITATION			1	100%	1
MISSION REGIONAL MEDICAL CENTER			1	100%	1
NORTHSIDE FAMILY MEDICINE		1			1
LAKE WALES DIALYSIS CENTER			1	100%	1
CHATEAU MADELEINE - SENIOR LIVING & MEMORY CARE			1	100%	1
PINELLAS POINT NURSING AND REHAB CENTER			1	100%	1
NORTH BROWARD MEDICAL CENTER			1	100%	1
NORTH COUNTY MEDICAL LAB			1	100%	1
BROOKS REHAB			1	100%	1
ALL CHILDRENS PEDIATRIC CLINIC			1	100%	1
EXPRESS PHARMACY INC		1			1
UMASS MEMORIAL/MARLBORO HOSPITAL			1	100%	1
GENESIS HOME HEALTH CARE SERVICES OF			1	100%	1
ASSOCIATESMD			1	100%	1
EXPRESS LAB LIVINGSTON			1	100%	1
ICARE		1			1
NORTHSIDE HOSPITAL DULUTH			1	100%	1
SLIDELL MEMORIAL HOSPITAL			1	100%	1
AML DIAGNOSTICS- ADV TESTING IN METABOLIC MEDICINE			1	100%	1
LIFELINK OF FLORIDA			1	100%	1
Kroger 541 - The Little Clinic Long Hollow Pike		1			1
OUCH URGENT CARE			1	100%	1
ADVENTHEALTH MEDICAL GROUP UROLOGY AT EAST ORLANDO		1			1
Walgreens #9620		1			1
SAINT JOSEPHS HOSPITAL OF ATLANTA			1	100%	1
MED FIRST IMMEDIATE CARE AND FAMILY PRACTICE			1	100%	1
CVS CA9103POCT ESCONDIDO		1			1
WEST FLORIDA MEDICAL ASSOCIATES PA			1	100%	1
MAYO CLINIC COUMADIN CLINIC LABORATORY			1	100%	1
Life Care Center of Auburn		1			1
Kroger 367 - The Little Clinic Walton		1			1
MEDICAL ASSOCIATES OF PINELLAS - LAB			1	100%	1
San Antonio Residence and Rehabilitation Center		1			1

COVID-19: testing by laboratory

Data through Feb 21, 2021 verified as of Feb 22, 2021 at 09:25 AM

Data in this report are provisional and subject to change.

The numbers in the table below represent the number of Florida and non-Florida residents for whom test results were received by the Department of Health. A person can be tested by more than one laboratory and can have both positive and negative results. **Therefore, the sum of the numbers in each column will be larger than the total number of people tested.**

Reporting lab	Inconclusive	Negative	Positive	Percent positive	Total
FAU MEMORY & WELLNESS CENTER			1	100%	1
SC-GA2018 MCCORMICK REHAB & HEALTHCARE		1			1
BAPTIST HEALTH SURGERY CENTER AT NORTHPOINT			1	100%	1
CRYSTAL RIVER FIRE DEPARTMENT			1	100%	1
MERCY GENERAL HOSPITAL			1	100%	1
GATEWAY HEALTHCARE, PC			1	100%	1
EDWARD HOSPITAL			1	100%	1
CVS NC3853POCT BURLINGTON		1			1
Brown Memorial Home		1			1
SENCARE MANAGEMENT		1			1
MEDEXPRESS URGENT CARE - PATRICK STREE			1	100%	1
OCALA RKC EAST HEMO #1			1	100%	1
NORTHWEST FLORIDA SPECIALTY PHYSICIANS LLC		1			1
LOUIS STOKES CLEVELAND VA MEDICAL CENTER			1	100%	1
OPTUM PRIMARY CARE			1	100%	1
CIMA MEDICAL CENTER			1	100%	1
SOUTHWEST ORLANDO FAMILY MEDICINE, PL			1	100%	1
HAVASU REGIONAL MEDICAL CENTER			1	100%	1
FIRST CARE OF GAINESVILLE			1	100%	1
PRIMARY & URGENT CARE CENTERS			1	100%	1
PALM WEST INTERNIST PA			1	100%	1
APOLLOMDX LLC			1	100%	1
Kroger 929 - The Little Clinic Corryville		1			1
UNITED HEALTHCARE			1	100%	1
CARING PROFESSIONAL HEALTH CARE LLC		1			1
RESTORE MEDICAL PARTNERS PLLC			1	100%	1
CVS TN4624POCT KNOXVILLE			1	100%	1
TIMPANOGOS REGIONAL HOSPITAL			1	100%	1
BRUSHY CREEK FAMILY HOSPITAL			1	100%	1
Peninsula Nursing and Rehabilitation Center		1			1
ADVANCED INDIVIDUALIZED MEDICINE OF NAPLES			1	100%	1
NORTHERN KENTUCKY HEALTH DEPARTMENT			1	100%	1
Accordius Health at Harrisonburg		1			1
OHIOHEALTH URGENT CARE			1	100%	1
WINTER GARDEN CHILDREN'S HEALTH CENTERS			1	100%	1
WillowBrooke Court at Westminster Village		1			1
KROGER 915 - THE LITTLE CLINIC ANDERSON			1	100%	1
HAYS CLINICAL LAB			1	100%	1
PALMETTO LANDING			1	100%	1
MEMORIAL HERMANN MEDICAL GROUP-ATASCOCITA PEDS			1	100%	1
RIDGEFIELD PEDIATRIC ASSOCIATES		1			1
Mayfair Village Nursing Care Center		1			1
Dugan Memorial Home		1			1
Kroger 126 - The Little Clinic Cottonwood		1			1
PINNACLE DIALYSIS		1			1
STANDIFER PLACE		1			1
Eagle Health and Rehabilitation		1			1

COVID-19: testing by laboratory

Data through Feb 21, 2021 verified as of Feb 22, 2021 at 09:25 AM

Data in this report are provisional and subject to change.

The numbers in the table below represent the number of Florida and non-Florida residents for whom test results were received by the Department of Health. A person can be tested by more than one laboratory and can have both positive and negative results. **Therefore, the sum of the numbers in each column will be larger than the total number of people tested.**

Reporting lab	Inconclusive	Negative	Positive	Percent positive	Total
HAPPY KIDZ PEDIATRICS PL			1	100%	1
LADY OF THE SEA HOSPITAL LAB			1	100%	1
MEDEX CLINIC LLC			1	100%	1
ADVENTHEALTH DURAND			1	100%	1
SHRIVERS PHARMACY AND WELLNESS CENTER			1	100%	1
MORGAN STANELY HEALTH CENTER		1			1
AMERICAN LAB LLC		1			1
Sanford Health & Rehabilitation			1	100%	1
LIFESPAN HEALTH - SELMER		1			1
MANHATTAN COLLEGE HEALTH SERVICES		1			1
CVS NV5942POCT LAS VEGAS		1			1
VIP FAMILY PRACTICE			1	100%	1
WVU MEDICINE - WESTON			1	100%	1
Kroger 395 - The Little Clinic Blanchester		1			1
CVS TX10016POCT PRINCETON		1			1
UHS BINGHAMTON GENERAL			1	100%	1
CVS MA2125POCT NATICK		1			1
UNIVERSITY OF MIAMI PRIMARY CARE SITE UMHC 3039			1	100%	1
CLINICAL TRIALS OF TAMPA LLC		1			1
SMITH			1	100%	1
Fairhaven Retirement Community		1			1
Towne Manor West		1			1
GOOD PEDIATRICS			1	100%	1
STATE OF ALASKA			1	100%	1
CVS NH1004POCT SALEM			1	100%	1
ESOTERIC LAB			1	100%	1
NEW YORK PRESBYTERIAN HOSPITAL			1	100%	1
FAMILY MEDICAL CLINIC KENDALL LLC			1	100%	1
MINUTECLINIC # 21110			1	100%	1
NEW ERA HEALTH CENTER INC		1			1
TAYLOR COUNTY HEALTH DEPARTMENT			1	100%	1
JFK INTERNAL MEDICINE FACULTY PRACTICE			1	100%	1
LIFEGUARD AMBULANCE SERVICE LLC - BAY COUNTY			1	100%	1
ELLIS HOSPITAL URGENT CARE CENTER LAB		1			1
SOWAL HEALTH & DRUG			1	100%	1
PANCARE HEALTH - NORTHSIDE ELEMENTARY			1	100%	1
ANSWERS RESOURCE FACILITY		1			1
SEASONS HOSPICE AND PALLIATIVE CARE OF			1	100%	1
BAYSTATE REFERENCE LABORATORY			1	100%	1
PATHLAB SERVICES			1	100%	1
SUTTER GOULD MEDICAL FOUNDATION			1	100%	1
BRADENTON DIALYSIS			1	100%	1
KID FIXERS		1			1
Kroger 006 - The Little Clinic Uintah Gardens		1			1
The Palms Nursing and Rehabilitation		1			1
KATHY L ANDERSON DO PA			1	100%	1
Lutheran Community at Telford		1			1

COVID-19: testing by laboratory

Data through Feb 21, 2021 verified as of Feb 22, 2021 at 09:25 AM

Data in this report are provisional and subject to change.

The numbers in the table below represent the number of Florida and non-Florida residents for whom test results were received by the Department of Health. A person can be tested by more than one laboratory and can have both positive and negative results. **Therefore, the sum of the numbers in each column will be larger than the total number of people tested.**

Reporting lab	Inconclusive	Negative	Positive	Percent positive	Total
LCMC LAB SUBSECTION		1			1
VETERANS AFFAIRS MEDICAL CENTER - EAST ORANGE			1	100%	1
Fairview			1	100%	1
HEALTH ALLIANCE			1	100%	1
CATHEDRAL GERONTOLOGY CENTER DBA CATHEDRAL CARES			1	100%	1
MEDICAL ASSOCIATES OF THE SHOALS		1			1
DEPARTMENT OF HEALTH SERVICES			1	100%	1
BRIDGEWATER PARK ASSISTED LIVING LLC			1	100%	1
PRINCIPLE DIAGNOSTICS LLC			1	100%	1
Rockcastle Health and Rehab		1			1
PINEVILLE PHARMACY			1	100%	1
LOUNDY		1			1
LANCASHIRE HALL NURSING AND REHABILITATION CENTER		1			1
MARTIN HEALTH PHYSICIAN GROUP			1	100%	1
ADVENTHEALTH MEDICAL GROUP OBSTETRICS			1	100%	1
CVS AZ5026POCT MESA		1			1
JACKSONVILLE HEALTH & REHAB		1			1
PROGRESSIVE MEDICAL RESEARCH			1	100%	1
PROVIDENCE ST PETER HOSPITAL		1			1
EASTMAN HEALTHCARE & REHAB		1			1
WALGREEN#12147		1			1
TREASURE COAST PRIMARY CARE		1			1
CROSSROADS URGENT CARE PLLC		1			1
Hearthstone Nursing and Rehabilitation Center		1			1
GOSHEN MEDICAL CENTER			1	100%	1
FLORIDA MENTOR HODGES CLUSTER			1	100%	1
BICKERTON, DAWN		1			1
GENESIS MICROBIOLOGY LAB		1			1
MINUTECLINIC DIAGNOSTICS OF OKLAHOMA		1			1
C A R E S		1			1
INTEGRATED GENETICS SEQUENOM		1			1
FAIRVIEW HOSPITAL			1	100%	1
ATLANTIC DIAGNOSTICS			1	100%	1
STAMFORD HOSPITAL			1	100%	1
MOBILE INFIRMARY MEDICAL CENTER			1	100%	1
TRIPLE O MEDICAL SERVICES INC			1	100%	1
DAUGHTERS OF SARAH NURSING CENTER		1			1
BARRINGTON TERRACE NAPLES			1	100%	1
Kroger - KR070600172		1			1
SUSAN F. WILLIAMS M.D., P.A.			1	100%	1
SIGNATURE CARE COLLEGE STATION			1	100%	1
Kroger 531 - The Little Clinic Waterville		1			1
PEDIATRIC URGENT CARE CENTR OF FORT WORTH-LA GRAN			1	100%	1
DAYTONA BEACH HEALTH AND REHAB CENTER		1			1
ACCESS HEALTH CARE PHYSICIANS, LLC		1			1
EMERGENCY CARE SERVICES LAB AT JFK MEDICAL CENTER			1	100%	1
NEW YORK CITY DEPARTMENT OF HEALTH			1	100%	1

COVID-19: testing by laboratory

Data through Feb 21, 2021 verified as of Feb 22, 2021 at 09:25 AM

Data in this report are provisional and subject to change.

The numbers in the table below represent the number of Florida and non-Florida residents for whom test results were received by the Department of Health. A person can be tested by more than one laboratory and can have both positive and negative results. **Therefore, the sum of the numbers in each column will be larger than the total number of people tested.**

Reporting lab	Inconclusive	Negative	Positive	Percent positive	Total
CVS GA5622POCT DALLAS		1			1
FLORIDA EPIDEMIOLOGY PROGRAM			1	100%	1
CARTERSVILLE MEDICAL CENTER			1	100%	1
BETHESDA HEALTH PHYSICIANS GROUP		1			1
KIDS CARE PEDIATRICS PA			1	100%	1
Fulton County Medical Center Long Term Care			1	100%	1
APS-SUMMIT CARE PHARMACY, LLC DBA OMNICARE		1			1
WATERS EDGE ELEMENTARY SCHOOL			1	100%	1
PEDIATRIC ASSOCIATES - MIAMI LAKES		1			1
CVS IL2798POCT CHICAGO			1	100%	1
WEST FLORIDA HOSPITAL LABORATORY			1	100%	1
AUTUMN HOUSE			1	100%	1
SOUTHERN HILLS MEDICAL CENTER			1	100%	1
Regency Square			1	100%	1
WRIGHT PATTERSON AFB MEDICAL CENTER			1	100%	1
NORDX			1	100%	1
Long Beach Care Center			1	100%	1
ROCKLEDGE HEALTH & REHABILITATION CENTER			1	100%	1
HEART HOSPITAL OF LAFAYETTE: EMERGENCY ROOM			1	100%	1
TAMPA GENERAL MEDICAL GROUP LABORATORY HEALTHPARK			1	100%	1
Portsmouth Health and Rehab			1	100%	1
LABORATORY SERVICES SGHS - CAMDEN		1			1
CVS AZ3749POCT GOODYEAR		1			1
BRITTNEY WHELIHAN IRWIN ARNP LLC			1	100%	1
Virginia Gay Nursing and Rehab		1			1
WMC HEALTH GROUP OF KISSIMMEE LLC			1	100%	1
CHIPLEY DIALYSIS			1	100%	1
MARQUETTE GENERAL HOSPITAL			1	100%	1
HALIFAX HEALTH PRIMARY CARE ORMOND			1	100%	1
FHPG SURGICAL ASSOCIATES OF EAST PASCO			1	100%	1
CLARKSVILLE HEALTH SYSTEM			1	100%	1
BIOMERIEUX			1	100%	1
WASHINGTONVILLE PHARMACY INC		1			1
BROADWAY HEALTH FLORIDA MEDICAL CLINIC URGENT CARE			1	100%	1
QLABS			1	100%	1
CVS MA594POCT FALMOUTH		1			1
SACRED HEART HOSPITAL NURSING			1	100%	1
IM&P WELLNES CENTER			1	100%	1
Advanced Rehabilitation of Vernon		1			1
AURORA MEDICAL CENTER-KENOSHA			1	100%	1
SOUTHWESTERN STATE HOSPITAL LABORATORY			1	100%	1
CTMD MEDICAL CENTER, PA			1	100%	1
ST. LUKES HOSPITAL			1	100%	1
MED CHOICE CENTER OF NORTH MIAMI			1	100%	1
FLORIDA KEYS PED AND ADOLES CTR			1	100%	1
PINEBROOK CARE AND REHABILITATION CENTER□			1	100%	1
MED BAR LLC		1			1

COVID-19: testing by laboratory

Data through Feb 21, 2021 verified as of Feb 22, 2021 at 09:25 AM

Data in this report are provisional and subject to change.

The numbers in the table below represent the number of Florida and non-Florida residents for whom test results were received by the Department of Health. A person can be tested by more than one laboratory and can have both positive and negative results. **Therefore, the sum of the numbers in each column will be larger than the total number of people tested.**

Reporting lab	Inconclusive	Negative	Positive	Percent positive	Total
MEDICAL CLINIC OF HOUSTON			1	100%	1
AVERA ST. MARY'S HOSPITAL			1	100%	1
TITUSVILLE CENTER FOR SURGICAL EXCELLENCE LLC		1			1
CVS PA1296POCT DREXEL HILL		1			1
Kroger 519 - The Little Clinic Staples Mill Road		1			1
NORTH RIVER FAMILY HEALTH CENTER			1	100%	1
ROYAL OAK MEDICAL CENTER LLC DBA CHARACTER FAMILY			1	100%	1
TMH CANCER CENTER LABORATORY			1	100%	1
GARDENS AT MAPLEWOOD			1	100%	1
EAST FL CORE LAB			1	100%	1
ADAMS COUNTY HEALTH DEPARTMENT			1	100%	1
STEWART MEDICAL GROUP INC			1	100%	1
Vista Park			1	100%	1
PUBLIX PHARMACY # 1236			1	100%	1
JOSHUA E CHESIR MD		1			1
MEDAC AT PORTERS NECK			1	100%	1
PELICAN STATE OUTPATIENT CENTER			1	100%	1
CARENOW LAKE WORTH			1	100%	1
UUHC - REDSTONE HEALTH CENTER LABORATORY			1	100%	1
HAMILTON CI MAIN UNIT ANNEX/ WORK CAMP			1	100%	1
CVS IN6608POCT NEW PALESTINE			1	100%	1
Monument Health Custer Care Center		1			1
STATE OF CALIFORNIA DOH SERVICES			1	100%	1
Mountain View Manor			1	100%	1
Holly Hill Healthcare Center			1	100%	1
ROUTE 16 PHARMACY LLC DBA HOLLAND PHAR		1			1
BEAUMONT URGENT CARE		1			1
SAWGRASS PEDIATRIC PARTNERS LLC			1	100%	1
MARINA DEL REY HOSPITAL LAB			1	100%	1
KNOX COMMUNITY HOSPITAL			1	100%	1
COX HEALTH SOUTH LAB			1	100%	1
CORNERSTONE OF RECOVERY INC		1			1
MEDEXPRESS URGENT CARE - WAYNESBURG		1			1
Smg/North Jersey Hematology & Oncology		1			1
BAPTIST HEALTH PRIMARY CARE AT DORAL			1	100%	1
PATIENT FIRST-GENERAL BOOTH			1	100%	1
WESTEX URGENT CARE, PLLC			1	100%	1
Miller Health Care Center			1	100%	1
CVS OH2486POCT NILES			1	100%	1
NORTHEAST BAPTIST HOSPITAL			1	100%	1
TCPA CLINICAL LABORATORIES			1	100%	1
PHYSICIAN ASSOCIATES, LLC			1	100%	1
MEMORIAL HOSPITAL - BELLEVILLE			1	100%	1
CVS TX8322POCT AUSTIN		1			1
Wexner Heritage House			1	100%	1
SOUTHEASTERN HEALTH FACILITES, INC		1			1
Walgreens #10851		1			1

COVID-19: testing by laboratory

Data through Feb 21, 2021 verified as of Feb 22, 2021 at 09:25 AM

Data in this report are provisional and subject to change.

The numbers in the table below represent the number of Florida and non-Florida residents for whom test results were received by the Department of Health. A person can be tested by more than one laboratory and can have both positive and negative results. **Therefore, the sum of the numbers in each column will be larger than the total number of people tested.**

Reporting lab	Inconclusive	Negative	Positive	Percent positive	Total
MEDEXPRESS URGENT CARE, EDWARDSVILLE		1			1
SPRING VALLEY HOSPITAL MEDICAL CENTER			1	100%	1
MEDSTAR URGENT CARE, LLC			1	100%	1
CLEVELAND CLINIC OUTPATIENT LABORATORY			1	100%	1
ELKTON TRANSITIONAL CARE CENTER		1			1
BAPTIST ASI			1	100%	1
MIDDLETON PEDIATRICS			1	100%	1
LABORATORIO MEDICO CENTRAL CONDOMINO MD			1	100%	1
LAKE VISTA DIALYSIS			1	100%	1
NORTHSIDE FAMILY MEDICINE AND URGENT CARE (CUMMING)		1			1
ST. LUKE'S HOSPITAL			1	100%	1
SC-GA2018 THE RIDGE REHABILITATION & H		1			1
MADISON AT OVIEDO			1	100%	1
CHRISTUS GOOD SHEPHERD MEDICAL CENTER			1	100%	1
MANCHESTER COMMONS		1			1
Integrity Healthcare of Carbondale			1	100%	1
FHPG INTERNAL MEDICINE OF BRANDON			1	100%	1
BALLAD HEALTH MEDICAL ASSOCIATES URGENT CARE			1	100%	1
PASTEUR MEDICAL HIALEAH GARDEN LLC			1	100%	1
INDIAN RIVER CLINICAL LABORATORY, INC.		1			1
Birmingham Nursing & Rehab Center		1			1
UF HEALTH - WILDLIGHT			1	100%	1
FIVE STAR PREMIER RESIDENCES OF POMPANO BEACH			1	100%	1
CONCIERGE INTERNAL MEDICINE ASSOCIATES			1	100%	1
HEALTH PLUS SUNRISE MEDICAL OFFICE			1	100%	1
LOGAN COUNTY HOSPITAL			1	100%	1
MINUTE-CLINIC DIAGNOSTIC OF VIRGINIA, LLC #3949		1			1
SPARTA HEALTH & REHAB		1			1
EASTSIDE URGENT CARE			1	100%	1
PATHOLOGY		1			1
HUMC		1			1
VANAJA SUREDDI MD PA			1	100%	1
MEDCOR CORPORATE CLINIC			1	100%	1
MAYO CLINIC BEACHES PRIMARY CARE CTR		1			1
FIU HEALTH CARE CENTER			1	100%	1
FLORIDA DEPARTMENT OF HEALTH IN CITRUS COUNTY		1			1
MARYLAND DEPARTMENT OF HEALTH AND MENTAL HYGIENE-LABORATORIES			1	100%	1
MINUTECLINIC, LLC #07876			1	100%	1
CENTRAL JERSEY URGENT CARE OF EATONTOW		1			1
ALPHA CLINICAL LABORATORY CORP.			1	100%	1
MANOR CARE OF DELRAY BEACH FL LLC		1			1
KIOSK MEDICINE OF KENTUCKY LLC		1			1
MEDEXPRESS URGENT CARE - BECKLEY		1			1
SPHERE DX			1	100%	1
ST. JOHN HOSPITAL & MEDICAL CENTER			1	100%	1
HILTON HEAD HOSPITAL/INPATIENT			1	100%	1
SOUTH FLORIDA RESEARCH ORGANIZATION			1	100%	1

COVID-19: testing by laboratory

Data through Feb 21, 2021 verified as of Feb 22, 2021 at 09:25 AM

Data in this report are provisional and subject to change.

The numbers in the table below represent the number of Florida and non-Florida residents for whom test results were received by the Department of Health. A person can be tested by more than one laboratory and can have both positive and negative results. **Therefore, the sum of the numbers in each column will be larger than the total number of people tested.**

Reporting lab	Inconclusive	Negative	Positive	Percent positive	Total
TRUMAN MEDICAL CENTER - HOSPITAL HILL			1	100%	1
SIGNATURE CARE MEMORIAL CITY			1	100%	1
CONCORDIA MANOR			1	100%	1
MISSION HOSPITAL – MEMORIAL CAMPUS			1	100%	1
LOPEZ		1			1
MAJESTIC OAKS			1	100%	1
GREATER MIAMI DIALYSIS			1	100%	1
LAKELAND MEDICAL CENTER			1	100%	1
SV MOBILE HEALTH			1	100%	1
Alden Lincoln Park			1	100%	1
UT MD ANDERSON CANCER CENTER-TUMOR MARKER LAB			1	100%	1
MEMORIAL HOSPITAL MIRAMAR WAIVED TESTING			1	100%	1
NICKLAUS CHILDREN'S DORAL OUTPATIENT CENTER			1	100%	1
Sevierville Health and Rehabilitation		1			1
CENTRAL FLORIDA HOSPITALIST			1	100%	1
EAST SIDE CLINICAL LABORATORY			1	100%	1
ALIMETRIX INC		1			1
COVE AT THE MARBELLA,THE			1	100%	1
VA Primary Care Clinic at Meharry		1			1
BAPTIST EMERGENCY HOSPITAL - KELLY			1	100%	1
GATEWAY FAMILY HEALTH CLINIC			1	100%	1
Kroger 894 - The Little Clinic NEC		1			1
WALGREENS #10308		1			1
EPIC CARE PHARMACY		1			1
GUIDEWELL EMERGENCY MEDICINE DOCTORS LLC #33			1	100%	1
Parkview Care Center			1	100%	1
METRO HEALTH HOSPITAL LABORATORY		1			1
Gulf Coast health and Rehabilitation, LLC		1			1
LEE MEMORIAL HOSPITAL OUTPATIENT SURGERY CENTER			1	100%	1
Kroger 532 - The Little Clinic Murfreesboro		1			1
AESTHETIC PHYSICIANS PC			1	100%	1
MERITUS MEDICAL CENTER			1	100%	1
MISSOURI DEPARTMENT OF HEALTH AND SENIOR SERVICES - STATE PH LAB		1			1
SOUTHEASTERN INTEGRATED MEDICAL PL			1	100%	1
GENESIS HEALTH SYSTEM			1	100%	1
WORKFORCE HEALTH DEPARTMENT			1	100%	1
THE MEDICAL CENTER			1	100%	1
LANGLEY DIALYSIS			1	100%	1
Excel Care Center			1	100%	1
INTERNAL MEDICINE EMILIA MURRAY MD PA		1			1
RESIDENCES AT MIAMI / REIGN GARDENS LLC, THE			1	100%	1
Kroger - KR070300083			1	100%	1
CORMEUM LAB SERVICES, LLC			1	100%	1
JUPITER PEDIATRIC ASSOCIATES, PA			1	100%	1
ADVENTHEALTH MEDICAL GROUP PEDIATRICS DIABETES &			1	100%	1
CALIFORNIA PUBLIC HEALTH LABORATORY			1	100%	1
MEDICAL LIFE-INC GUIDEWELL EMERGENCY MEDICINE			1	100%	1

COVID-19: testing by laboratory

Data through Feb 21, 2021 verified as of Feb 22, 2021 at 09:25 AM

Data in this report are provisional and subject to change.

The numbers in the table below represent the number of Florida and non-Florida residents for whom test results were received by the Department of Health. A person can be tested by more than one laboratory and can have both positive and negative results. **Therefore, the sum of the numbers in each column will be larger than the total number of people tested.**

Reporting lab	Inconclusive	Negative	Positive	Percent positive	Total
XSTREMEMD			1	100%	1
Remarkable Healthcare Dallas			1	100%	1
DOCTORS CARE - AIKEN MALL			1	100%	1
WELLMED AT LINEBAUGH AVE			1	100%	1
Total	88,016	16,119,985	2,406,192	13%	18,614,193