

COVID-19: summary of cases and monitoring

Data through Feb 17, 2021 verified as of Feb 18, 2021 at 09:25 AM

Data in this report are provisional and subject to change.

Cases: people with positive PCR or antigen test result		Cases: people with positive PCR or antigen test result	
Total cases		Risk factors for Florida residents	
Florida residents	1,816,108	Traveled	14,517
Non-Florida residents	33,636	Contact with a known case	694,294
Type of testing		Traveled and contact with a known case	19,818
Florida residents	1,816,108	Neither	1,087,479
Positive by BPHL/CDC	66,669	No travel and no contact	210,077
Positive by commercial/hospital lab	1,749,439	Travel is unknown	638,896
PCR positive	1,482,196	Contact is unknown	398,549
Antigen positive	333,912	Contact is pending	417,101
Non-Florida residents	33,636	Travel can be unknown and contact can be unknown or pending for the same case, these numbers will sum to more than the "neither" total.	
Positive by BPHL/CDC	841		
Positive by commercial/hospital lab	32,795		
PCR positive	23,388		
Antigen positive	10,248		
Characteristics			
Florida residents hospitalized	77,124		
Florida resident deaths	29,474		
Non-Florida resident deaths	516		
Hospitalized counts include anyone who was hospitalized at some point during their illness. It does not reflect the number of people currently hospitalized.			
More information on deaths identified through death certificate data is available on the National Center for Health Statistics website at www.cdc.gov/nchs/nvss/vsrr/COVID19/index.htm .			

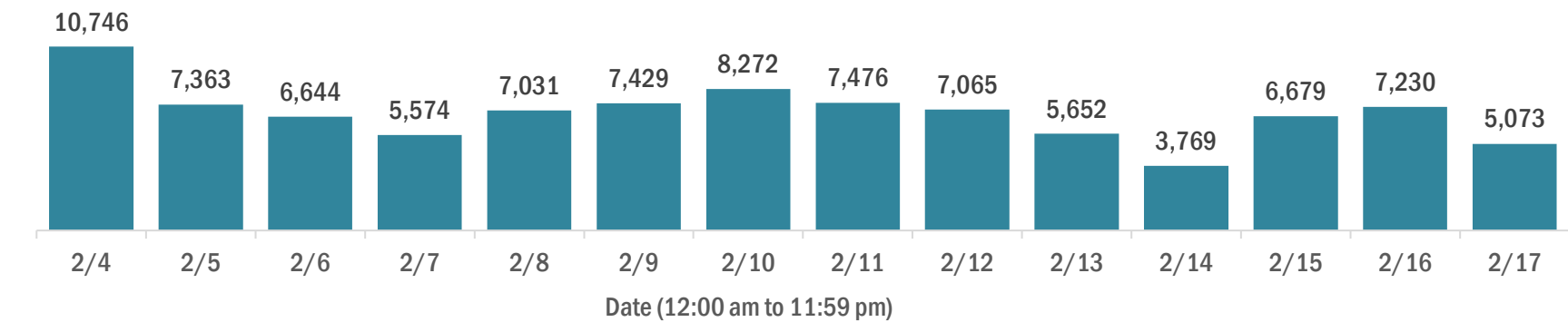
COVID-19: summary of laboratory testing

Data through Feb 17, 2021 verified as of Feb 18, 2021 at 09:25 AM

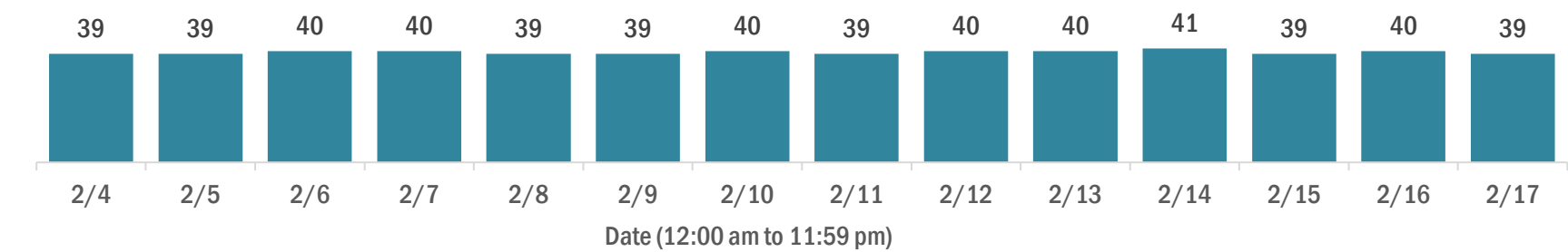
Data in this report are provisional and subject to change.

Cases in Florida residents per day for the past 2 weeks

Number of cases per day



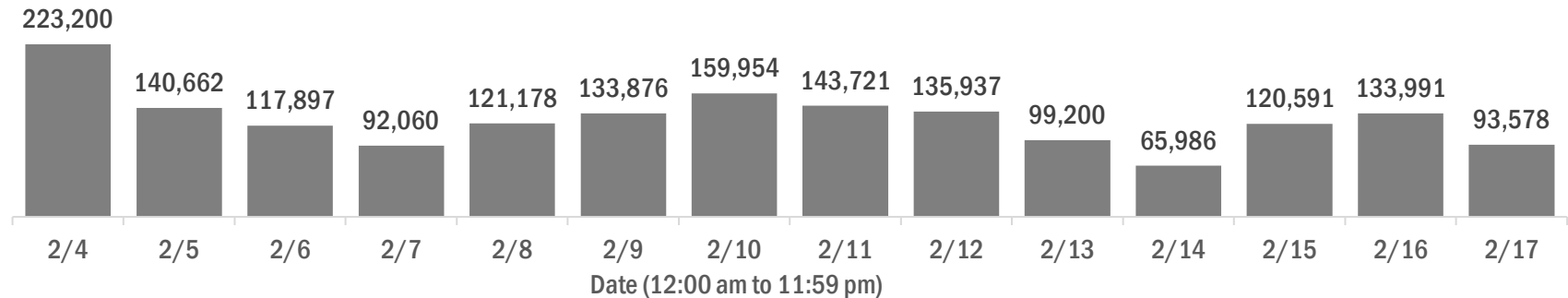
Median age of cases by day



Laboratory testing for Florida residents over the past 2 weeks

Number of Florida residents tested per day

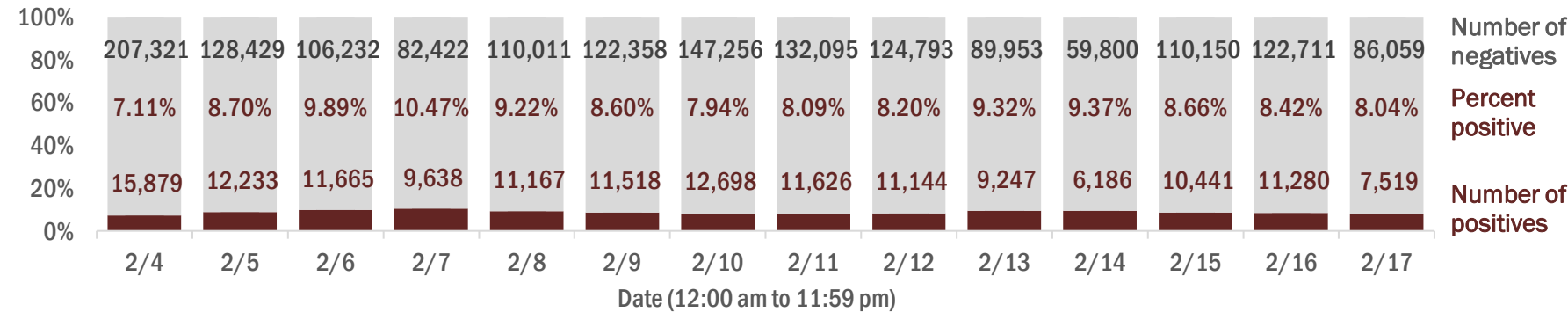
These counts include the number of people for whom the Department received PCR or antigen laboratory results by day. People tested on multiple days will be included for each day a new result was received. A person is only counted once for each day they are tested, regardless of whether multiple specimens are tested or multiple results are received.



Number and percent of Florida residents with positive test results

The percent of positive results ranged from 7.11% to 10.47% over the past 2 weeks and was 8.04% yesterday.

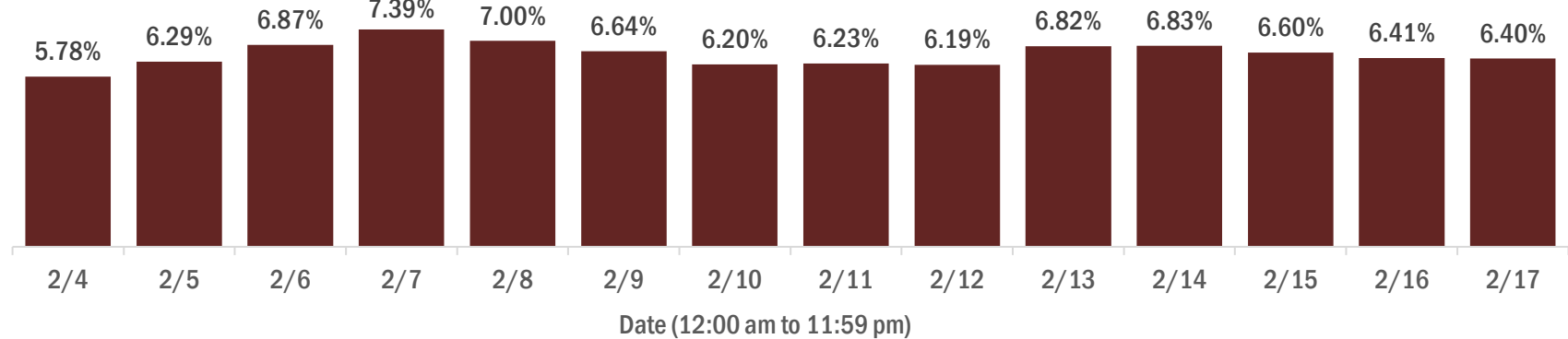
These counts include the number of people for whom the Department received PCR or antigen laboratory results by day. People tested on multiple days will be included for each day a new result was received. A person is only counted once for each day they are tested, regardless of whether multiple specimens are tested or multiple results are received. If a person has a positive specimen and a negative specimen in the same day, only the positive result is counted.



Percent positivity for new cases in Florida residents

The percent of positive results ranged from 5.78% to 7.39% over the past 2 weeks and was 6.40% yesterday.

This percent is the number of people who test PCR- or antigen-positive for the first time divided by all the people tested that day, excluding people who have previously tested positive.



COVID-19: characteristics of 1,816,108 Florida resident cases

Data through Feb 17, 2021 verified as of Feb 18, 2021 at 09:25 AM

Data in this report are provisional and subject to change.

Age group	Cases		Hospitalizations		Deaths	
0-4 years	35,478	2%	503	1%	0	0%
5-14 years	109,623	6%	477	1%	5	0%
15-24 years	279,255	15%	1,900	2%	39	0%
25-34 years	316,224	17%	3,755	5%	153	1%
35-44 years	281,056	15%	5,664	7%	439	1%
45-54 years	276,918	15%	8,762	11%	1,102	4%
55-64 years	239,503	13%	13,003	17%	3,125	11%
65-74 years	151,948	8%	16,109	21%	6,249	21%
75-84 years	84,614	5%	16,042	21%	8,978	30%
85+ years	40,237	2%	10,904	14%	9,384	32%
Unknown	1,252	0%	5	0%	0	0%
Total	1,816,108		77,124		29,474	

Gender	Cases	
Female	949,426	52%
Male	853,193	47%
Unknown	13,489	1%
Total	1,816,108	

Ethnicity	Cases		Hospitalizations		Deaths	
Hispanic	574,241	32%	19,651	25%	6,805	23%
Non-Hispanic	864,752	48%	53,611	70%	20,593	70%
Unknown	377,115	21%	3,862	5%	2,076	7%
Total	1,816,108		77,124		29,474	

Race and ethnicity	Cases		Hospitalizations		Deaths	
White	1,008,779	56%	50,148	65%	21,401	73%
Hispanic	382,698	21%	13,890	18%	5,333	18%
Non-Hispanic	549,380	30%	34,654	45%	15,041	51%
Unknown	76,701	4%	1,604	2%	1,027	3%
Black	239,404	13%	16,018	21%	4,695	16%
Hispanic	13,807	1%	666	1%	189	1%
Non-Hispanic	205,169	11%	15,008	19%	4,331	15%
Unknown	20,428	1%	344	0%	175	1%
Other race	268,430	15%	8,713	11%	2,427	8%
Hispanic	135,492	7%	4,615	6%	1,107	4%
Non-Hispanic	91,516	5%	3,695	5%	1,110	4%
Unknown	41,422	2%	403	1%	210	1%
Unknown race	299,495	16%	2,245	3%	951	3%
Hispanic	42,244	2%	480	1%	176	1%
Non-Hispanic	18,687	1%	254	0%	111	0%
Unknown	238,564	13%	1,511	2%	664	2%
Total	1,816,108		77,124		29,474	

Hospitalization counts include anyone who was hospitalized at some point during their illness. It does not reflect the number of people currently hospitalized. **Other race** includes any person with a race of American Indian/Alaskan native, Asian, native Hawaiian/Pacific Islander, or other.

COVID-19: deaths in Florida residents and staff of long-term care facilities

Data through Feb 17, 2021 verified as of Feb 18, 2021 at 09:25 AM

Data in this report are provisional and subject to change.

For current cases in residents or staff of long-term care facilities, please visit: <https://floridahealthcovid19.gov/>

County	Deaths		County	Deaths		County	Deaths	
Palm Beach	992	<div></div> 10%	Martin	152	<div></div> 1%	Gilchrist	17	<div></div> 0%
Dade	972	<div></div> 9%	Hernando	144	<div></div> 1%	Calhoun	15	<div></div> 0%
Pinellas	837	<div></div> 8%	Osceola	131	<div></div> 1%	Gadsden	15	<div></div> 0%
Broward	611	<div></div> 6%	Charlotte	124	<div></div> 1%	Wakulla	15	<div></div> 0%
Hillsborough	525	<div></div> 5%	Clay	112	<div></div> 1%	Gulf	14	<div></div> 0%
Polk	402	<div></div> 4%	Indian River	112	<div></div> 1%	Bradford	13	<div></div> 0%
Brevard	367	<div></div> 4%	Jackson	85	<div></div> 1%	Washington	13	<div></div> 0%
Sarasota	364	<div></div> 4%	Leon	85	<div></div> 1%	Baker	12	<div></div> 0%
Orange	360	<div></div> 4%	Bay	84	<div></div> 1%	Flagler	12	<div></div> 0%
Duval	359	<div></div> 4%	St. Johns	80	<div></div> 1%	Jefferson	10	<div></div> 0%
Lee	327	<div></div> 3%	Highlands	79	<div></div> 1%	Holmes	9	<div></div> 0%
Volusia	269	<div></div> 3%	Santa Rosa	75	<div></div> 1%	Lafayette	8	<div></div> 0%
Escambia	261	<div></div> 3%	Alachua	60	<div></div> 1%	Franklin	7	<div></div> 0%
Marion	249	<div></div> 2%	Suwannee	56	<div></div> 1%	Levy	7	<div></div> 0%
St. Lucie	227	<div></div> 2%	Columbia	47	<div></div> 0%	Desoto	6	<div></div> 0%
Pasco	213	<div></div> 2%	Sumter	44	<div></div> 0%	Monroe	4	<div></div> 0%
Seminole	213	<div></div> 2%	Putnam	33	<div></div> 0%	Dixie	3	<div></div> 0%
Lake	205	<div></div> 2%	Nassau	32	<div></div> 0%	Taylor	3	<div></div> 0%
Collier	181	<div></div> 2%	Walton	26	<div></div> 0%	Hardee	2	<div></div> 0%
Manatee	180	<div></div> 2%	Hendry	25	<div></div> 0%	Hamilton	1	<div></div> 0%
Citrus	169	<div></div> 2%	Okeechobee	23	<div></div> 0%	Liberty	1	<div></div> 0%
Okaloosa	154	<div></div> 2%	Madison	19	<div></div> 0%	Total	10,252	

Note: cases are summarized by the county of usual residence. Residents and staff may be cases associated with facilities that are not in their county of usual residence, resulting in cases being included below for counties that do not have facilities with known cases.

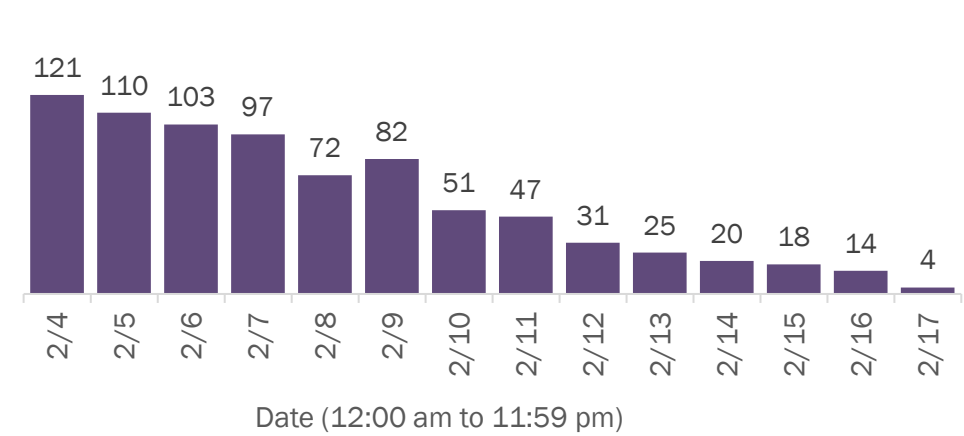
COVID-19: cases in Florida residents who have died

Data through Feb 17, 2021 verified as of Feb 18, 2021 at 09:25 AM

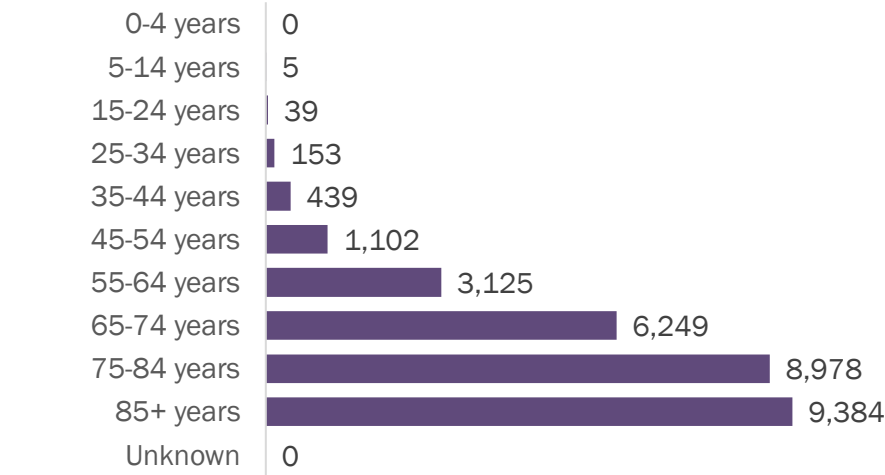
Data in this report are provisional and subject to change.

Demographics for all identified COVID-19 deaths: 29,474

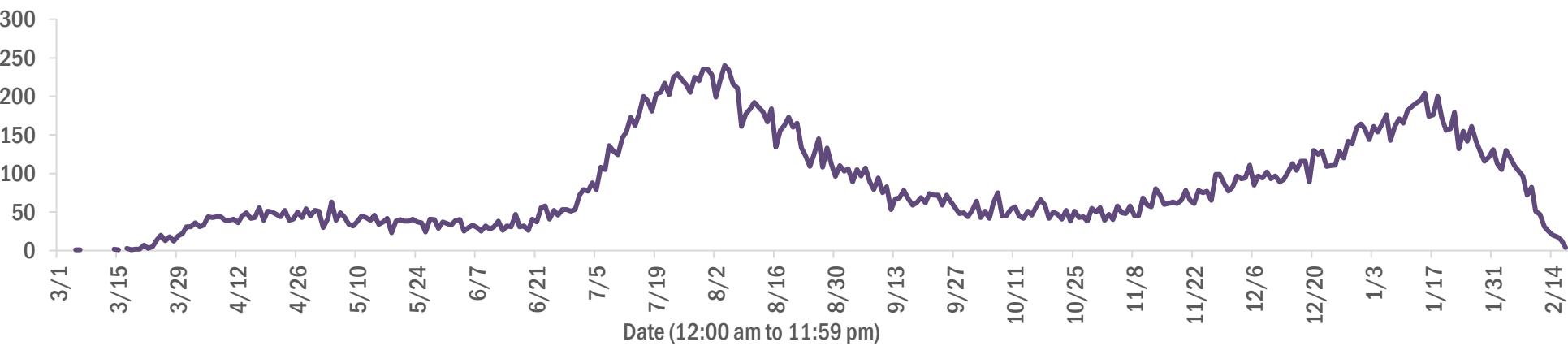
Deaths by date of death for the past 2 weeks



Deaths by age group



Deaths by date of death since March 2020



Age group	Deaths	Cases	Case fatality rate	Mortality rate per 100,000 population
0-4 years	0	35,478	0.0%	0.0
5-14 years	5	109,623	0.0%	0.2
15-24 years	39	279,255	0.0%	1.6
25-34 years	153	316,224	0.0%	5.4
35-44 years	439	281,056	0.2%	16.8
45-54 years	1,102	276,918	0.4%	39.5
55-64 years	3,125	239,503	1.3%	108.0
65-74 years	6,249	151,948	4.1%	257.5
75-84 years	8,978	84,614	10.6%	639.3
85+ years	9,384	40,237	23.3%	1624.8
Unknown	0	1,252	0.0%	
Total	29,474	1,816,108	1.6%	136.5

Gender	Deaths	Cases	Case fatality rate	Mortality rate per 100,000 population
Female	12,984	949,426	1.4%	117.6
Male	16,490	853,193	1.9%	156.2
Unknown	0	13,489	0.0%	
Total	29,474	1,816,108	1.6%	136.5

Race	Deaths	Cases	Case fatality rate	Mortality rate per 100,000 population
White	21,401	1,008,779	2.1%	128.2
Black	4,695	239,404	2.0%	128.4
Other	2,427	268,430	0.9%	195.0
Unknown	951	299,495	0.3%	
Total	29,474	1,816,108	1.6%	136.5

Ethnicity	Deaths	Cases	Case fatality rate	Mortality rate per 100,000 population
Hispanic	6,805	574,241	1.2%	119.8
Non-Hispanic	20,593	864,752	2.4%	129.3
Unknown	2,076	377,115	0.6%	
Total	29,474	1,816,108	1.6%	136.5

COVID-19: characteristics of 1,816,108 cases

Data through Feb 17, 2021 verified as of Feb 18, 2021 at 09:25 AM

Data in this report are provisional and subject to change.

Tables below include cases in Florida residents and non-Florida residents.

All 67 Florida counties have cases:

County	FL resident cases		Non-FL resident cases	Total cases	FL resident deaths	FL death rate
Dade	393,199	<div></div> 22%	4,844	398,043	5,242	1.3%
Broward	185,282	<div></div> 10%	2,150	187,432	2,297	1.2%
Palm Beach	114,273	<div></div> 6%	1,936	116,209	2,383	2.1%
Orange	109,370	<div></div> 6%	1,454	110,824	1,060	1.0%
Hillsborough	106,907	<div></div> 6%	899	107,806	1,438	1.3%
Duval	85,630	<div></div> 5%	1,399	87,029	1,063	1.2%
Pinellas	62,524	<div></div> 3%	1,575	64,099	1,397	2.2%
Lee	54,289	<div></div> 3%	1,837	56,126	859	1.6%
Polk	54,881	<div></div> 3%	388	55,269	1,094	2.0%
Osceola	35,175	<div></div> 2%	578	35,753	416	1.2%
Volusia	32,846	<div></div> 2%	549	33,395	624	1.9%
Escambia	29,593	<div></div> 2%	3,414	33,007	604	2.0%
Brevard	31,989	<div></div> 2%	566	32,555	714	2.2%
Pasco	31,864	<div></div> 2%	288	32,152	623	2.0%
Manatee	30,159	<div></div> 2%	604	30,763	568	1.9%
Collier	28,453	<div></div> 2%	1,007	29,460	438	1.5%
Leon	27,560	<div></div> 2%	837	28,397	269	1.0%
Marion	26,639	<div></div> 1%	109	26,748	719	2.7%
Seminole	26,098	<div></div> 1%	199	26,297	405	1.6%
Sarasota	25,062	<div></div> 1%	1,167	26,229	701	2.8%
Lake	23,399	<div></div> 1%	329	23,728	531	2.3%
Alachua	21,757	<div></div> 1%	247	22,004	203	0.9%
St. Lucie	21,187	<div></div> 1%	136	21,323	523	2.5%
St. Johns	19,440	<div></div> 1%	265	19,705	182	0.9%
Okaloosa	17,967	<div></div> 1%	188	18,155	312	1.7%
Bay	17,425	<div></div> 1%	683	18,108	322	1.8%
Santa Rosa	16,439	<div></div> 1%	211	16,650	247	1.5%
Clay	16,379	<div></div> 1%	38	16,417	295	1.8%
Hernando	10,772	<div></div> 1%	83	10,855	385	3.6%
Indian River	10,566	<div></div> 1%	90	10,656	253	2.4%
Charlotte	10,258	<div></div> 1%	157	10,415	338	3.3%
Martin	10,033	<div></div> 1%	184	10,217	272	2.7%
Citrus	9,404	<div></div> 1%	75	9,479	376	4.0%
Sumter	7,610	<div></div> 0%	78	7,688	224	2.9%
Columbia	7,520	<div></div> 0%	36	7,556	149	2.0%

County	FL resident cases		Non-FL resident cases	Total cases	FL resident deaths	FL death rate
Nassau	7,121	<div></div> 0%	413	7,534	107	1.5%
Highlands	6,965	<div></div> 0%	67	7,032	292	4.2%
Walton	6,158	<div></div> 0%	705	6,863	79	1.3%
Jackson	5,782	<div></div> 0%	62	5,844	140	2.4%
Putnam	5,732	<div></div> 0%	17	5,749	119	2.1%
Flagler	5,644	<div></div> 0%	70	5,714	86	1.5%
Monroe	5,332	<div></div> 0%	301	5,633	44	0.8%
Gadsden	5,339	<div></div> 0%	16	5,355	80	1.5%
Suwannee	5,040	<div></div> 0%	27	5,067	125	2.5%
Hendry	4,221	<div></div> 0%	18	4,239	65	1.5%
Desoto	3,607	<div></div> 0%	17	3,624	71	2.0%
Okeechobee	3,438	<div></div> 0%	35	3,473	69	2.0%
Unknown	365	<div></div> 0%	3,038	3,403	0	0.0%
Baker	3,232	<div></div> 0%	15	3,247	54	1.7%
Wakulla	3,115	<div></div> 0%	12	3,127	51	1.6%
Bradford	2,784	<div></div> 0%	13	2,797	49	1.8%
Levy	2,778	<div></div> 0%	9	2,787	30	1.1%
Hardee	2,731	<div></div> 0%	13	2,744	26	1.0%
Taylor	2,594	<div></div> 0%	6	2,600	40	1.5%
Washington	2,569	<div></div> 0%	20	2,589	40	1.6%
Holmes	2,128	<div></div> 0%	31	2,159	42	2.0%
Madison	1,919	<div></div> 0%	25	1,944	39	2.0%
Gulf	1,809	<div></div> 0%	23	1,832	35	1.9%
Union	1,720	<div></div> 0%	1	1,721	70	4.1%
Calhoun	1,590	<div></div> 0%	3	1,593	39	2.5%
Lafayette	1,568	<div></div> 0%	0	1,568	24	1.5%
Hamilton	1,533	<div></div> 0%	17	1,550	21	1.4%
Dixie	1,448	<div></div> 0%	3	1,451	17	1.2%
Gilchrist	1,377	<div></div> 0%	4	1,381	31	2.3%
Jefferson	1,358	<div></div> 0%	22	1,380	22	1.6%
Franklin	1,243	<div></div> 0%	30	1,273	12	1.0%
Liberty	1,031	<div></div> 0%	1	1,032	14	1.4%
Glades	888	<div></div> 0%	2	890	15	1.7%
Total	1,816,108		33,636	1,849,744	29,474	1.6%

COVID-19: characteristics of 1,816,108 Florida resident cases

Data through Feb 17, 2021 verified as of Feb 18, 2021 at 09:25 AM

Data in this report are provisional and subject to change.

The table below includes the cities and counties of residence for cases in Florida residents based on the patient's ZIP Code. Note that city is not always received as part of the initial notification and may be missing while the case is being investigated.

City and county	Cases
Miami, Dade	228,015
Orlando, Orange	81,138
Jacksonville, Duval	80,469
Tampa, Hillsborough	62,626
Hialeah, Dade	55,541
Fort Lauderdale, Broward	39,951
Hollywood, Broward	35,508
West Palm Beach, Palm Beach	28,013
Kissimmee, Osceola	27,211
Tallahassee, Leon	26,592
Pensacola, Escambia	24,588
Naples, Collier	24,003
Homestead, Dade	23,570
Saint Petersburg, Pinellas	23,063
Fort Myers, Lee	21,461
Bradenton, Manatee	19,724
Ocala, Marion	19,698
Boca Raton, Palm Beach	19,276
Lakeland, Polk	19,105
Pompano Beach, Broward	18,137
Gainesville, Alachua	17,325
Sarasota, Sarasota	15,445
Port Saint Lucie, St. Lucie	13,945
Lake Worth, Palm Beach	13,905
Cape Coral, Lee	13,666
Clearwater, Pinellas	12,285
Miami Beach, Dade	12,200
Miramar, Broward	12,111
Boynton Beach, Palm Beach	11,092
Panama City, Bay	11,087
Doral, Dade	10,742
Coral Springs, Broward	10,528
Saint Augustine, St. Johns	10,458
Miami Gardens, Dade	10,326
Melbourne, Brevard	9,369
Winter Haven, Polk	9,265
Delray Beach, Palm Beach	8,664
Lehigh Acres, Lee	8,506
Riverview, Hillsborough	8,118
Vero Beach, Indian River	8,115
Milton, Santa Rosa	7,986
Davie, Broward	7,982
New Port Richey, Pasco	7,394
Palm Bay, Brevard	7,296
Sunrise, Broward	7,271
Fort Pierce, St. Lucie	7,100
Coral Gables, Dade	7,061
Saint Cloud, Osceola	6,905
Lake City, Columbia	6,868
Largo, Pinellas	6,854
Daytona Beach, Volusia	6,784
Orange Park, Clay	6,697
Apopka, Orange	6,648
Spring Hill, Hernando	6,443
Plantation, Broward	6,283
Clermont, Lake	6,209
North Miami Beach, Dade	6,176
Davenport, Polk	6,165
Brandon, Hillsborough	6,107

COVID-19: characteristics of 1,816,108 Florida resident cases

Data through Feb 17, 2021 verified as of Feb 18, 2021 at 09:25 AM

Data in this report are provisional and subject to change.

The table below includes the cities and counties of residence for cases in Florida residents based on the patient's ZIP Code. Note that city is not always received as part of the initial notification and may be missing while the case is being investigated.

City and county	Cases
Plant City, Hillsborough	5,805
Weston, Broward	5,805
Sanford, Seminole	5,765
Jupiter, Palm Beach	5,745
Deltona, Volusia	5,623
Deerfield Beach, Broward	5,429
Winter Garden, Orange	5,288
Port Charlotte, Charlotte	5,049
Fort Walton Beach, Okaloosa	5,001
Tamarac, Broward	4,978
Crestview, Okaloosa	4,773
Palm Coast, Flagler	4,771
Stuart, Martin	4,747
Wesley Chapel, Pasco	4,659
Land O Lakes, Pasco	4,534
Coconut Creek, Broward	4,525
Palm Beach Gardens, Palm Beach	4,491
Deland, Volusia	4,426
Margate, Broward	4,423
Palmetto, Manatee	4,405
Winter Park, Orange	4,360
Palm Harbor, Pinellas	4,333
Wellington, Palm Beach	4,256
Oviedo, Seminole	4,245
Miami Lakes, Dade	4,236
Opa Locka, Dade	4,048
Altamonte Springs, Seminole	4,010
Middleburg, Clay	3,985
Live Oak, Suwannee	3,934
Port Orange, Volusia	3,891
Haines City, Polk	3,885
Lutz, Hillsborough	3,876
Venice, Sarasota	3,797
North Port, Sarasota	3,781
Brooksville, Hernando	3,757
Punta Gorda, Charlotte	3,735
Sebring, Highlands	3,733
Ocoee, Orange	3,717
Leesburg, Lake	3,711
Valrico, Hillsborough	3,691
Hallandale, Broward	3,673
Saint Johns, St. Johns	3,601
The Villages, Sumter	3,599
Pembroke Pines, Broward	3,515
Arcadia, Desoto	3,505
Bonita Springs, Lee	3,447
Ormond Beach, Volusia	3,443
Okeechobee, Okeechobee	3,427
Seminole, Pinellas	3,403
Navarre, Santa Rosa	3,373
Zephyrhills, Pasco	3,313
Immokalee, Collier	3,191
Windermere, Orange	3,180
Pinellas Park, Pinellas	3,153
Longwood, Seminole	3,152
Gulf Breeze, Santa Rosa	3,117
North Lauderdale, Broward	3,082
Ruskin, Hillsborough	3,011
Niceville, Okaloosa	2,988

COVID-19: characteristics of 1,816,108 Florida resident cases

Data through Feb 17, 2021 verified as of Feb 18, 2021 at 09:25 AM

Data in this report are provisional and subject to change.

The table below includes the cities and counties of residence for cases in Florida residents based on the patient's ZIP Code. Note that city is not always received as part of the initial notification and may be missing while the case is being investigated.

City and county	Cases
Cantonment, Escambia	2,985
North Miami, Dade	2,976
Cocoa, Brevard	2,965
Quincy, Gadsden	2,838
Panama City Beach, Bay	2,836
Jacksonville Beach, Duval	2,826
Crawfordville, Wakulla	2,794
Lake Worth Beach, Palm Beach	2,790
Cutler Ridge, Dade	2,750
Key West, Monroe	2,744
Casselberry, Seminole	2,656
Palatka, Putnam	2,655
Hudson, Pasco	2,643
Bartow, Polk	2,633
Dade City, Pasco	2,616
Port Richey, Pasco	2,597
Fernandina Beach, Nassau	2,593
Green Cove Springs, Clay	2,562
North Fort Myers, Lee	2,529
Oakland Park, Broward	2,490
Titusville, Brevard	2,459
Perry, Taylor	2,440
Ponte Vedra Beach, St. Johns	2,439
Lake Mary, Seminole	2,439
Kissimmee, Polk	2,431
Winter Springs, Seminole	2,425
Auburndale, Polk	2,419
Lake Wales, Polk	2,330
Aventura, Dade	2,327
Marianna, Jackson	2,324
Lynn Haven, Bay	2,316
New Smyrna Beach, Volusia	2,307
Merritt Island, Brevard	2,306
Tarpon Springs, Pinellas	2,291
Inverness, Citrus	2,258
Clewiston, Hendry	2,229
Fleming Island, Clay	2,176
Belle Glade, Palm Beach	2,173
Eustis, Lake	2,111
Santa Rosa Beach, Walton	2,105
Royal Palm Beach, Palm Beach	2,084
Wimauma, Hillsborough	2,060
Parkland, Broward	2,051
Estero, Lee	2,039
Cooper City, Broward	2,020
Dunedin, Pinellas	2,011
Chipley, Washington	2,002
Defuniak Springs, Walton	1,998
Loxahatchee, Palm Beach	1,991
Holiday, Pasco	1,920
Rockledge, Brevard	1,889
Starke, Bradford	1,873
Labelle, Hendry	1,872
Key Biscayne, Dade	1,868
Destin, Okaloosa	1,861
Sarasota, Manatee	1,861
Mount Dora, Lake	1,809
Parrish, Manatee	1,803
Avon Park, Highlands	1,802

COVID-19: characteristics of 1,816,108 Florida resident cases

Data through Feb 17, 2021 verified as of Feb 18, 2021 at 09:25 AM

Data in this report are provisional and subject to change.

The table below includes the cities and counties of residence for cases in Florida residents based on the patient's ZIP Code. Note that city is not always received as part of the initial notification and may be missing while the case is being investigated.

City and county	Cases
Odessa, Hillsborough	1,791
Mulberry, Polk	1,781
Palm City, Martin	1,777
Tavares, Lake	1,754
Riviera Beach, Palm Beach	1,722
Summerfield, Marion	1,683
Seffner, Hillsborough	1,673
Yulee, Nassau	1,668
Wauchula, Hardee	1,587
Groveland, Lake	1,577
Macclenny, Baker	1,576
Pinecrest, Dade	1,562
Mayo, Lafayette	1,542
Bonifay, Holmes	1,528
Coconut Grove, Dade	1,527
Maitland, Orange	1,515
Callahan, Nassau	1,500
Sebastian, Indian River	1,490
Orange City, Volusia	1,489
Carol City, Dade	1,488
Lithia, Hillsborough	1,483
Ponte Vedra, St. Johns	1,473
Crossings, Dade	1,467
Missing, Dade	1,459
Crystal River, Citrus	1,416
Homosassa, Citrus	1,412
Lady Lake, Lake	1,405
Palmetto Bay, Dade	1,386
Lake Butler, Union	1,332
Dania, Broward	1,325
Pace, Santa Rosa	1,320
Lake Placid, Highlands	1,312
Madison, Madison	1,284
Atlantic Beach, Duval	1,278
Sun City Center, Hillsborough	1,275
Gibsonton, Hillsborough	1,266
Biscayne Park, Dade	1,256
Florida City, Dade	1,247
Dover, Hillsborough	1,245
Monticello, Jefferson	1,243
Oldsmar, Pinellas	1,231
Hobe Sound, Martin	1,218
Dunnellon, Marion	1,214
Indiantown, Martin	1,206
Alachua, Alachua	1,202
Graceville, Jackson	1,193
Edgewater, Volusia	1,191
Apollo Beach, Hillsborough	1,183
Palm Springs, Palm Beach	1,176
Century, Escambia	1,136
Debary, Volusia	1,136
Bellevue, Marion	1,131
North Palm Beach, Palm Beach	1,106
Newberry, Alachua	1,088
Lantana, Palm Beach	1,088
South Miami, Dade	1,076
Lecanto, Citrus	1,057
Havana, Gadsden	1,053
El Portal, Dade	1,040

COVID-19: characteristics of 1,816,108 Florida resident cases

Data through Feb 17, 2021 verified as of Feb 18, 2021 at 09:25 AM

Data in this report are provisional and subject to change.

The table below includes the cities and counties of residence for cases in Florida residents based on the patient's ZIP Code. Note that city is not always received as part of the initial notification and may be missing while the case is being investigated.

City and county	Cases
Hilliard, Nassau	1,038
Williston, Levy	1,023
Blountstown, Calhoun	1,011
Jasper, Hamilton	1,009
Beverly Hills, Citrus	996
Safety Harbor, Pinellas	995
Ellenton, Manatee	986
Freeport, Walton	985
Jensen Beach, Martin	974
Satellite Beach, Brevard	954
Trenton, Gilchrist	938
Wewahitchka, Gulf	935
Sanderson, Baker	929
Wildwood, Sumter	921
Lauderhill, Broward	917
Keystone Heights, Clay	907
Everglades National Park, Dade	896
Hernando, Citrus	878
Nokomis, Sarasota	876
Mary Esther, Okaloosa	873
Wilton Manors, Broward	869
Englewood, Charlotte	865
Fellsmere, Indian River	864
Frostproof, Polk	860
Port Saint Joe, Gulf	845
Fisher Island, Dade	844
Bushnell, Sumter	839
Polk City, Polk	836
Dunnellon, Citrus	834
Moore Haven, Glades	833
Key Largo, Monroe	829
Coleman, Sumter	822
Medley, Dade	810
Shalimar, Okaloosa	808
Bristol, Liberty	798
Cross City, Dixie	789
Lauderdale Lakes, Broward	786
Pahokee, Palm Beach	765
South Bay, Palm Beach	763
Marco Island, Collier	736
Glen Saint Mary, Baker	722
Cocoa Beach, Brevard	722
Fort Meade, Polk	720
High Springs, Alachua	719
Chattahoochee, Gadsden	713
Uleta, Dade	703
Olympia Heights, Dade	702
Chiefland, Levy	694
Minneola, Lake	687
Englewood, Sarasota	681
Coral, Dade	679
Sorrento, Lake	679
Interlachen, Putnam	678
Crescent City, Putnam	677
Indialantic, Brevard	676
Trinity, Pasco	675
Thonotosassa, Hillsborough	673
Miramar Beach, Walton	670
Spring Hill, Pasco	656

COVID-19: characteristics of 1,816,108 Florida resident cases

Data through Feb 17, 2021 verified as of Feb 18, 2021 at 09:25 AM

Data in this report are provisional and subject to change.

The table below includes the cities and counties of residence for cases in Florida residents based on the patient's ZIP Code. Note that city is not always received as part of the initial notification and may be missing while the case is being investigated.

City and county	Cases
Lawtey, Bradford	650
Fruitland Park, Lake	646
Bowling Green, Hardee	643
Marathon, Monroe	629
Jacksonville, St. Johns	628
Southwest Ranches, Broward	626
Fort Myers Beach, Lee	616
Old Town, Dixie	608
Lake Alfred, Polk	606
Umatilla, Lake	602
Neptune Beach, Duval	600
Fort White, Columbia	599
West Melbourne, Brevard	586
Baker, Okaloosa	549
Sneads, Jackson	541
Silver Springs, Marion	538
Bronson, Levy	537
Belle Isle, Orange	530
Clearwater Beach, Pinellas	529
Carrabelle, Franklin	521
South Daytona, Volusia	516
Jay, Santa Rosa	514
Weeki Wachee, Hernando	511
Palm Beach, Palm Beach	510
Gulfport, Pinellas	495
Sweetwater, Dade	479
Hawthorne, Alachua	474
Mascotte, Lake	469
Cottdondale, Jackson	468
Citra, Marion	454
Molino, Escambia	453
Midway, Gadsden	451
Bunnell, Flagler	451
Zolfo Springs, Hardee	449
Surfside, Dade	446
Oakland, Orange	446
East Palatka, Putnam	442
Rotunda West, Charlotte	441
Oxford, Sumter	438
Florida State University, Leon	432
Myakka City, Manatee	421
Melbourne Beach, Brevard	421
Youngstown, Bay	418
Cape Canaveral, Brevard	415
Altha, Calhoun	412
Ocklawaha, Marion	410
Apalachicola, Franklin	407
Branford, Suwannee	407
Bell, Gilchrist	403
Mims, Brevard	398
Tavernier, Monroe	397
Flagler Beach, Flagler	394
Centerville, Leon	393
Indian Harbour Beach, Brevard	392
Dundee, Polk	389
Celebration, Osceola	388
Alva, Lee	384
Bal Harbour, Dade	372
Archer, Alachua	368

COVID-19: characteristics of 1,816,108 Florida resident cases

Data through Feb 17, 2021 verified as of Feb 18, 2021 at 09:25 AM

Data in this report are provisional and subject to change.

The table below includes the cities and counties of residence for cases in Florida residents based on the patient's ZIP Code. Note that city is not always received as part of the initial notification and may be missing while the case is being investigated.

City and county	Cases
Hastings, St. Johns	360
Haverhill, Palm Beach	358
Raiford, Union	356
De Leon Springs, Volusia	353
Eagle Lake, Polk	351
Webster, Sumter	349
Osprey, Sarasota	337
Grand Ridge, Jackson	332
Floral City, Citrus	332
West Miami, Dade	327
Lake Park, Palm Beach	316
Greenville, Madison	315
Holly Hill, Volusia	315
Pierson, Volusia	313
Vernon, Washington	310
Jennings, Hamilton	310
Malone, Jackson	309
Tequesta, Palm Beach	307
Grand Island, Lake	300
Ave Maria, Collier	300
Satsuma, Putnam	299
Chuluota, Seminole	298
Eastpoint, Franklin	297
Montverde, Lake	295
Indian Rocks Beach, Pinellas	288
Westville, Holmes	288
Gotha, Orange	286
Lehigh, Lee	282
Bryceville, Nassau	282
Laurel Hill, Okaloosa	281
Elkton, St. Johns	280
Sebastian, Brevard	277
Melrose, Putnam	277
Reddick, Marion	274
Alafaya, Orange	273
Valparaiso, Okaloosa	264
Kenneth City, Pinellas	264
Malabar, Brevard	262
O Brien, Suwannee	262
Greenwood, Jackson	261
Fort McCoy, Marion	260
Winter Park, Seminole	256
Ponce De Leon, Holmes	256
San Antonio, Pasco	254
Anthony, Marion	252
Lake Panasoffkee, Sumter	247
Belleair, Pinellas	246
Geneva, Seminole	237
Morriston, Levy	233
South Pasadena, Pinellas	232
Inlet Beach, Walton	226
Greenacres, Palm Beach	226
Sanibel, Lee	226
Edgewood, Orange	225
Southport, Bay	221
Lee, Madison	218
Hosford, Liberty	218
Fountain, Bay	217
Gretna, Gadsden	216

COVID-19: characteristics of 1,816,108 Florida resident cases

Data through Feb 17, 2021 verified as of Feb 18, 2021 at 09:25 AM

Data in this report are provisional and subject to change.

The table below includes the cities and counties of residence for cases in Florida residents based on the patient's ZIP Code. Note that city is not always received as part of the initial notification and may be missing while the case is being investigated.

City and county	Cases
White Springs, Hamilton	213
Kindred, Osceola	213
Missing, Volusia	212
Weirsdale, Marion	210
Fern Park, Seminole	204
Wellborn, Suwannee	203
Hallandale Beach, Broward	202
University Of Central Fl, Orange	201
Missing, Orange	200
Eglin Air Force Base, Okaloosa	200
Longboat Key, Manatee	199
Bay Harbor Islands, Dade	196
Mcdavid, Escambia	195
Saint James City, Lee	191
Mcalpin, Suwannee	185
Holt, Okaloosa	182
Azalea Park, Orange	182
Sopchoppy, Wakulla	181
Lakewood Ranch, Manatee	179
Islamorada, Monroe	178
Howey-In-The-Hills, Lake	177
Alford, Jackson	177
Holmes Beach, Manatee	177
Micanopy, Alachua	176
Altoona, Lake	176
The Villages, Marion	176
Juno Beach, Palm Beach	175
Astatula, Lake	174
Babson Park, Polk	171
Poinciana, Polk	168
Zellwood, Orange	167
Madeira Beach, Pinellas	164
Atlantis, Palm Beach	160
Lauderdale By The Sea, Broward	160
The Villages, Lake	160
Caryville, Washington	156
University Of Miami, Dade	155
Summerland Key, Monroe	154
Mangonia Park, Palm Beach	153
Center Hill, Sumter	149
Bokeelia, Lee	148
Odessa, Pasco	147
Lake Helen, Volusia	147
Lockhart, Orange	146
Viera, Brevard	145
Pomona Park, Putnam	145
Bay Lake, Orange	141
Oak Hill, Volusia	140
Rocky Point, Hillsborough	140
Hiawassee, Orange	138
Clair-Mel City, Hillsborough	138
Golden Beach, Dade	136
Osteen, Volusia	134
Citrus Springs, Citrus	133
University Of Fl, Alachua	133
Ponce Inlet, Volusia	132
Hypoluxo, Palm Beach	132
Grant-Valkaria, Brevard	132
Hollister, Putnam	131

COVID-19: characteristics of 1,816,108 Florida resident cases

Data through Feb 17, 2021 verified as of Feb 18, 2021 at 09:25 AM

Data in this report are provisional and subject to change.

The table below includes the cities and counties of residence for cases in Florida residents based on the patient's ZIP Code. Note that city is not always received as part of the initial notification and may be missing while the case is being investigated.

City and county	Cases
Carrollwood, Hillsborough	125
Cutler Bay, Dade	123
Baldwin, Duval	123
Sumterville, Sumter	123
Hampton, Bradford	122
Lutz, Pasco	121
San Mateo, Putnam	121
Apopka, Seminole	121
Clarksville, Calhoun	119
Matlacha, Lee	117
Steinhatchee, Taylor	116
Cloud Lake, Palm Beach	115
Inglis, Levy	115
Big Pine Key, Monroe	113
Paisley, Lake	112
Lady Lake, Sumter	112
Kendall, Dade	112
Christmas, Orange	112
Placida, Charlotte	111
Lake Hamilton, Polk	110
Panacea, Wakulla	102
Buena Ventura Lakes, Osceola	102
Callaway, Bay	100
Belleair Beach, Pinellas	100
Seville, Volusia	99
Lamont, Jefferson	99
Temple Terrace, Hillsborough	98
South Fort Myers, Lee	97
Dinsmore, Duval	97
Hurlburt Field, Okaloosa	95
Brooker, Bradford	95
University Of Central Florida, Orange	95
Canal Point, Palm Beach	94
Tierra Verde, Pinellas	93
Florahome, Putnam	93
Astor, Lake	92
West Park, Broward	91
Harmony, Osceola	91
Waldo, Alachua	91
Lighthouse Point, Broward	89
Bascom, Jackson	88
Missing, Lee	87
Barefoot Bay, Brevard	87
Florida Gulf Coast Univ, Lee	87
Fruit Cove, St. Johns	85
Barry University, Dade	85
University Of South Florida, Hillsborough	84
Tyndall Air Force Base, Bay	84
Missing, St. Johns	83
Pinetta, Madison	83
Maitland, Seminole	83
Cedar Key, Levy	83
Saint Leo, Pasco	83
Crystal Beach, Pinellas	79
Lorida, Highlands	79
Missing, Marion	79
Dania Beach, Broward	79
F M, Lee	78
Bradenton Beach, Manatee	77

COVID-19: characteristics of 1,816,108 Florida resident cases

Data through Feb 17, 2021 verified as of Feb 18, 2021 at 09:25 AM

Data in this report are provisional and subject to change.

The table below includes the cities and counties of residence for cases in Florida residents based on the patient's ZIP Code. Note that city is not always received as part of the initial notification and may be missing while the case is being investigated.

City and county	Cases
Kathleen, Polk	76
Ocean Ridge, Palm Beach	74
Palma Ceia, Hillsborough	73
Welaka, Putnam	73
Avon Park, Polk	72
Patrick Air Force Base, Brevard	71
Campbellton, Jackson	70
City Of Sunrise, Broward	70
Sunny Isles Beach, Dade	70
Eatonville, Orange	69
Fort Denaud, Hendry	68
Saint Pete Beach, Pinellas	68
Ochopee, Collier	68
Air Mail Facility, Dade	67
Yalaha, Lake	65
Missing, St. Lucie	64
Greensboro, Gadsden	63
Boca Grande, Lee	63
North Venice, Sarasota	63
Princeton, Dade	62
Stock Island, Monroe	62
Reunion, Osceola	59
Bonita Beach, Lee	58
Destin, Walton	58
Georgetown, Putnam	58
Orlando, Seminole	57
Bellview, Escambia	56
Mexico Beach, Bay	56
Anna Maria, Manatee	54
Cudjoe Key, Monroe	54
Lake Suzy, Desoto	53
Missing, Santa Rosa	52
Miami, Unknown	51
Micco, Brevard	51
North Redington Beach, Pinellas	51
Heathrow, Seminole	51
Orlando, Dade	51
Treasure Island, Pinellas	50
Ona, Hardee	50
Northdale, Hillsborough	50
Walnut Hill, Escambia	49
Singer Island, Palm Beach	49
Felda, Hendry	49
Miami Springs, Dade	48
Palm Beach Shores, Palm Beach	47
Aloma, Orange	47
Salt Springs, Marion	47
Miromar Lakes, Lee	47
Cinco Bayou, Okaloosa	47
Missing, Pinellas	46
Okahumpka, Lake	46
Town N Country, Hillsborough	46
Missing, Duval	45
Missing, Pasco	44
Highland City, Polk	44
Terra Ceia, Manatee	44
Orlando, Osceola	44
Enterprise, Volusia	44
Sewalls Point, Martin	43

COVID-19: characteristics of 1,816,108 Florida resident cases

Data through Feb 17, 2021 verified as of Feb 18, 2021 at 09:25 AM

Data in this report are provisional and subject to change.

The table below includes the cities and counties of residence for cases in Florida residents based on the patient's ZIP Code. Note that city is not always received as part of the initial notification and may be missing while the case is being investigated.

City and county	Cases
Missing, Lake	42
University Of Tampa, Hillsborough	41
Florence Villa, Polk	41
Manalapan, Palm Beach	41
Intercession City, Osceola	41
Duette, Manatee	41
Waverly, Polk	40
Saint Johns, Duval	40
Village Of Wellington, Palm Beach	40
Kenansville, Osceola	40
Gulf Breeze, Escambia	39
Key Colony Beach, Monroe	39
Orlando, Broward	39
Ebro, Washington	39
Florida International Univ, Dade	38
Eaton Park, Polk	38
Bayonet Point, Pasco	37
Orlando, Volusia	37
Ponte Vedra, Duval	37
Green Acres, Palm Beach	37
Florida A And M University, Leon	36
Village Wellington, Palm Beach	36
Orlando, Polk	35
Naranja, Dade	34
Lacoochee, Pasco	34
Flemington, Marion	34
Missing, Palm Beach	34
Highland Beach, Palm Beach	34
Hialeah Gardens, Dade	34
Pasadena, Pinellas	33
Dowling Park, Suwannee	32
Tice, Lee	32
Cortez, Manatee	32
Palm Shores, Brevard	32
Bagdad, Santa Rosa	31
Homeland, Polk	31
Bay Pines, Pinellas	31
Lulu, Columbia	31
Eloise, Polk	30
Miami Shores, Dade	30
Lealman, Pinellas	29
Bonita Springs, Collier	29
Penney Farms, Clay	29
Siesta Key, Sarasota	29
Orlando, Hillsborough	29
Stetson University, Volusia	28
Hallandle Beach, Broward	28
Jupiter, Martin	28
Davenport, Osceola	28
Florida State, Leon	27
Caryville, Holmes	27
Pensacola Beach, Santa Rosa	27
Nocatee, Desoto	27
Saint Marks, Wakulla	27
Mcintosh, Marion	27
Univ Of FI Student Dorms, Alachua	27
South Palm Beach, Palm Beach	27
Miami, Broward	26
Venus, Highlands	26

COVID-19: characteristics of 1,816,108 Florida resident cases

Data through Feb 17, 2021 verified as of Feb 18, 2021 at 09:25 AM

Data in this report are provisional and subject to change.

The table below includes the cities and counties of residence for cases in Florida residents based on the patient's ZIP Code. Note that city is not always received as part of the initial notification and may be missing while the case is being investigated.

City and county	Cases
Lakeshore, Polk	26
Homosassa Springs, Citrus	26
City Of Westlake, Palm Beach	26
Horseshoe Beach, Dixie	26
North Bay Village, Dade	26
Kinard, Calhoun	26
Tangerine, Orange	25
Bayshore Gardens, Manatee	25
South Miami Heights, Dade	25
Chokoloskee, Collier	25
Palmdale, Glades	25
Bonaventure, Broward	25
Indian Lake Estates, Polk	25
Missing, Monroe	25
Missing, Seminole	25
Santa Fe, Alachua	24
Fort Lauderdale, Dade	24
Poinciana, Osceola	24
Earleton, Alachua	24
Alturas, Polk	24
Labelle, Glades	24
Missing, Hillsborough	24
Pine Hills, Orange	23
Wekiva Springs, Seminole	23
New Smyrna, Volusia	23
Missing, Escambia	23
Goulds, Dade	23
Balm, Hillsborough	22
Westchase, Hillsborough	22
Tioga, Alachua	22
Ridge Manor, Pasco	22
La Crosse, Alachua	22
Bradley, Polk	22
Florida Dept Of Corrections, Union	22
Yankeetown, Levy	22
Wausau, Washington	21
Paxton, Walton	21
Bonifay, Washington	21
Bostwick, Putnam	21
Sparr, Marion	21
Sydney, Hillsborough	21
Long Key, Monroe	21
Kissimmee, Orange	21
Hawthorne, Putnam	21
Perdido Key, Escambia	21
Orange Lake, Marion	21
Wabasso, Indian River	21
Indian River Shores, Indian River	20
Archer, Levy	20
Citrus Ridge, Indian River	20
Loughman, Polk	20
Plymouth, Orange	20
Crystal Springs, Pasco	19
Everglades City, Collier	19
Little Torch Key, Monroe	19
Laud-By-The-Sea, Broward	19
Mango, Hillsborough	19
Mexico Beach, Gulf	19
Babcock Ranch, Lee	19

COVID-19: characteristics of 1,816,108 Florida resident cases

Data through Feb 17, 2021 verified as of Feb 18, 2021 at 09:25 AM

Data in this report are provisional and subject to change.

The table below includes the cities and counties of residence for cases in Florida residents based on the patient's ZIP Code. Note that city is not always received as part of the initial notification and may be missing while the case is being investigated.

City and county	Cases
Sugarloaf Key, Monroe	19
Sun City, Hillsborough	19
Pine Castle, Orange	19
Branford, Lafayette	19
Missing, Citrus	19
Goodland, Collier	18
Florida International University, Dade	18
Missing, Manatee	18
Hollywood, Dade	18
Parker, Bay	18
Pembroke Park, Broward	18
Lowell, Marion	18
Orlando, Palm Beach	18
Westlake, Palm Beach	18
Fort Ogden, Desoto	18
Missing, Broward	17
Jensen Beach, St. Lucie	17
Graceville, Holmes	17
Candler, Marion	17
Nichols, Polk	17
Nalcrest, Polk	17
Maxville, Duval	17
Gulf Hammock, Levy	16
Shady Hills, Pasco	16
Jacksonville, Unknown	16
West Panama City Beach, Bay	16
Missing, Collier	16
Champions Gate, Polk	16
Orlando, Pinellas	16
Redington Shores, Pinellas	16
Wewahitchka, Calhoun	15
Otter Creek, Levy	15
Woodville, Leon	15
Lake City, Suwannee	15
Trenton, Levy	15
Lake Buena Vista, Orange	15
Golden Oak, Orange	15
Tallevast, Manatee	15
Hernando Beach, Hernando	15
High Springs, Gilchrist	15
Hutchinson Island, St. Lucie	15
Gulf Stream, Palm Beach	15
Webster, Hernando	15
Village Of Palmetto Bay, Dade	14
Mount Dora, Orange	14
Union Park, Orange	14
Copeland, Collier	14
White Springs, Columbia	14
Lakewood Ranch, Sarasota	14
Missing, Indian River	14
Brooksville, Pasco	14
Murdock, Charlotte	14
Forest City, Orange	14
Winter Garden, Lake	14
Trilby, Pasco	13
Daytona Beach Shores, Volusia	13
Hialeah, Unknown	13
Missing, Brevard	13
Orlando, Brevard	13

COVID-19: characteristics of 1,816,108 Florida resident cases

Data through Feb 17, 2021 verified as of Feb 18, 2021 at 09:25 AM

Data in this report are provisional and subject to change.

The table below includes the cities and counties of residence for cases in Florida residents based on the patient's ZIP Code. Note that city is not always received as part of the initial notification and may be missing while the case is being investigated.

City and county	Cases
Saint George Island, Franklin	13
Belleair Bluffs, Pinellas	13
Orlando, Lake	13
Watersound, Walton	13
Buckingham, Lee	13
Suwannee, Dixie	13
Graham, Bradford	13
Laurel Hill, Walton	13
Roseland, Indian River	12
Braden River, Manatee	12
Kingsley Lake, Bradford	12
Gonzalez, Escambia	12
Rosemary Beach, Walton	12
Pensacola Beach, Escambia	12
Johns Pass Village, Pinellas	12
Orlando, Unknown	12
Saint Lucie West, St. Lucie	12
Choctaw Beach, Okaloosa	12
Lake Monroe, Seminole	12
Wildlight, Nassau	12
Unknown, Dade	12
Long Boat Key, Manatee	12
Fort Charlotte, Charlotte	12
Ramrod Key, Monroe	11
Florida State Univ Admin, Leon	11
Indian Creek Village, Dade	11
Missing, Putnam	11
Holder, Citrus	11
Mount Plymouth, Lake	11
Orlando, Leon	11
Wahneta, Polk	11
Durant, Hillsborough	11
Citrus Hills, Citrus	11
Leisure City, Dade	10
Orlando, Duval	10
Passport, Unknown	10
Seacrest, Walton	10
Greenville, Taylor	10
Hillsboro Beach, Broward	10
Naples, Lee	10
Steinhatchee, Dixie	10
Missing, Nassau	10
Ozona, Pinellas	10
Eau Gallie, Brevard	10
Deerfield Beach, Palm Beach	10
Deer Island, Lake	10
Alys Beach, Bay	10
Telogia, Liberty	10
Sea Ranch Lakes, Broward	9
Palma Sola, Manatee	9
Cottdale, Washington	9
East Lake, Marion	9
Gibsonia, Polk	9
Redington Beach, Pinellas	9
Lake Como, Putnam	9
Missing, Polk	9
University Park, Manatee	9
Grandin, Putnam	9
Beverly Beach, Flagler	9

COVID-19: characteristics of 1,816,108 Florida resident cases

Data through Feb 17, 2021 verified as of Feb 18, 2021 at 09:25 AM

Data in this report are provisional and subject to change.

The table below includes the cities and counties of residence for cases in Florida residents based on the patient's ZIP Code. Note that city is not always received as part of the initial notification and may be missing while the case is being investigated.

City and county	Cases
Los Angeles, Dade	9
Lamont, Madison	9
Lloyd, Jefferson	9
Forest City, Seminole	9
Haines Creek, Lake	9
Cypress, Jackson	9
Boca Raton, Broward	9
Rubonia, Manatee	9
Missing, Martin	9
Fanning Springs, Gilchrist	9
Missing, Unknown	9
Perrine, Dade	9
Saint Augustine, Duval	9
West Delray Beach, Palm Beach	9
Grant Valkaria, Brevard	9
Missing, Bay	9
Briny Breezes, Palm Beach	9
Dade City, Hernando	9
Nobleton, Hernando	8
Salem, Taylor	8
Virginia Gardens, Dade	8
Elfers, Pasco	8
Evinston, Alachua	8
Umatilla, Marion	8
Seybold, Dade	8
Missing, Okaloosa	8
Fairfield, Marion	8
Ferndale, Lake	8
Fort Walton Beach, Unknown	8
Cross Creek, Alachua	8
Captiva, Lee	8
Ponce De Leon, Walton	8
Innovation, Pasco	8
Jerome, Collier	8
Goldenrod, Seminole	8
Missing, Clay	7
Missing, Taylor	7
Barberville, Volusia	7
Fort Lauderdale, Unknown	7
Saint Augustine Beach, St. Johns	7
Niceville, Walton	7
Orlando, Alachua	7
Putnam Hall, Putnam	7
Palm City, St. Lucie	7
Aripeka, Pasco	7
Holt, Santa Rosa	7
White City, Gulf	7
Worthington Springs, Union	7
Maitland, Volusia	7
Pine Ridge, Citrus	7
Switzerland, St. Johns	7
University Of Central Fl, Hillsborough	7
Orlando, Pasco	7
Missing, Sumter	7
Longboat Key, Sarasota	7
Babcock Ranch, Charlotte	7
Keystone Heights, Bradford	7
Fernandina, Nassau	7
Day, Lafayette	7

COVID-19: characteristics of 1,816,108 Florida resident cases

Data through Feb 17, 2021 verified as of Feb 18, 2021 at 09:25 AM

Data in this report are provisional and subject to change.

The table below includes the cities and counties of residence for cases in Florida residents based on the patient's ZIP Code. Note that city is not always received as part of the initial notification and may be missing while the case is being investigated.

City and county	Cases
Orange Springs, Marion	7
Orange Park, Duval	7
Port Saint John, Brevard	7
Basinger, Okeechobee	7
Missing, Flagler	6
Mayport Naval Station, Duval	6
Lake Butler, Bradford	6
Bradenton, Sarasota	6
Maitland, Osceola	6
Inglis, Citrus	6
Glenwood, Volusia	6
Orchid, Indian River	6
Miccosukee, Leon	6
Pensacola, Unknown	6
Ybor City, Hillsborough	6
Duck Key, Monroe	6
Newberry, Gilchrist	6
Sunny Hills, Washington	6
Orlando, Flagler	6
Orlando, Marion	6
Quail Heights, Dade	6
Punta Gorda, Lee	6
River Ranch, Polk	6
Valkaria, Brevard	6
Indian Shores, Pinellas	6
Coco River, Collier	6
Maitland, Hillsborough	6
Grove City, Charlotte	6
Winter Park, Polk	6
Winderemere, Orange	6
Missing, Walton	6
Missing, Sarasota	6
Labelle, Lee	6
Scottsmoor, Brevard	5
Westchester, Dade	5
Port Salerno, Martin	5
Hialeah, Broward	5
Ebro, Bay	5
Eglin, Okaloosa	5
Bruce, Holmes	5
Miami, Palm Beach	5
Stuart, St. Lucie	5
Pass, Unknown	5
Missing, Leon	5
Shady Grove, Taylor	5
Inlet Beach, Bay	5
Milton, Escambia	5
Mayport, Duval	5
Morriston, Marion	5
Miramar, Dade	5
Miami Gardens, Unknown	5
Kissimmee, Unknown	5
Jacksonville Naval Air Station, Duval	5
Fort Lauderdale, Palm Beach	5
Bayou George, Bay	5
Boynton Beach, Broward	5
Psl, Unknown	5
Pompano Beach, Unknown	5
San Carlos Park, Lee	5

COVID-19: characteristics of 1,816,108 Florida resident cases

Data through Feb 17, 2021 verified as of Feb 18, 2021 at 09:25 AM

Data in this report are provisional and subject to change.

The table below includes the cities and counties of residence for cases in Florida residents based on the patient's ZIP Code. Note that city is not always received as part of the initial notification and may be missing while the case is being investigated.

City and county	Cases
Ocoee, Lake	5
Okeechobee, Martin	5
N/A, Unknown	5
Orlando, Manatee	5
Wakulla Springs, Wakulla	5
Miami Beach, Unknown	5
Anastasia Island, St. Johns	5
Fort Lauderdale, Lee	5
University Of Central Fl, Martin	5
Williston, Marion	5
Sandestin, Walton	4
Seacrest, Bay	4
Point Washington, Walton	4
Pompano Beach, Dade	4
East Rockland Key, Monroe	4
El Jobean, Charlotte	4
Bella Collina, Lake	4
Alys Beach, Walton	4
Missing, Alachua	4
Naples, Unknown	4
Hinsdale, Manatee	4
Weirsdale, Lake	4
Pompano Beach, Palm Beach	4
Oneco, Manatee	4
International Service Center, Dade	4
Indian Rock Beach, Pinellas	4
Hollywood, Unknown	4
Bowling Green, Polk	4
Cypress Gardens, Polk	4
Okeechobee, Osceola	4
Branford, Gilchrist	4
Conch Key, Monroe	4
Cape Haze, Charlotte	4
Clewiston, Palm Beach	4
Sugarloaf, Monroe	4
Clarcona, Orange	4
Lazy Lake, Broward	4
Lamont, Taylor	4
Greenville, Jefferson	4
Deland, Lake	4
Oklawaha, Marion	4
Port Charlotte, Unknown	4
Okeechobee, Glades	4
West Bradenton, Manatee	4
Loxahatchee Groves, Palm Beach	4
Live Oak, Madison	4
Highland Park, Polk	4
Margate, Unknown	4
Melrose, Bradford	4
Ocean Breeze, Martin	4
Mid Florida, Seminole	4
Pensacola, Santa Rosa	4
Glen Ridge, Palm Beach	4
Missing, Highlands	4
Coconut Creek, Palm Beach	4
Brewton, Escambia	3
Apopka, Broward	3
Lake Harbor, Palm Beach	3
Lanark Village, Franklin	3

COVID-19: characteristics of 1,816,108 Florida resident cases

Data through Feb 17, 2021 verified as of Feb 18, 2021 at 09:25 AM

Data in this report are provisional and subject to change.

The table below includes the cities and counties of residence for cases in Florida residents based on the patient's ZIP Code. Note that city is not always received as part of the initial notification and may be missing while the case is being investigated.

City and county	Cases
Maitland, Polk	3
Orem, Palm Beach	3
Pp, Dade	3
Pp, Unknown	3
Woodside, Broward	3
Pass, Dade	3
Vero Beach, Brevard	3
Los Angeles, Broward	3
Lake Worth, Broward	3
Jacksonville, Dade	3
Lynbrook, Broward	3
Miami, Orange	3
Miami Gardens, Broward	3
Immokalee, Lee	3
Lake Geneva, Clay	3
Lake City, Duval	3
Lakeland, Hillsborough	3
Fort Myers, Unknown	3
Hallandale Beach, Unknown	3
Blountstown, Liberty	3
Wildwood, Marion	3
Village Of Golf, Palm Beach	3
Saint Augusaintine Beach, St. Johns	3
Port Saint Lucie, Martin	3
Palm Coast, Volusia	3
Saint Petersburg, Hillsborough	3
Pineland, Lee	3
Tarpon Springs, Pasco	3
Tampa Palms, Hillsborough	3
Tampa, Pinellas	3
Winter Garden, Seminole	3
Clermont, Orange	3
Jacksonville, Clay	3
Laurel, Sarasota	3
Ludlam, Dade	3
Land O Lakes, Hillsborough	3
Lady Lake, Marion	3
Fisher Island, Unknown	3
Jacksonville , Duval	3
Bay Harbor Islands, Unknown	3
Ft Pierce, St. Lucie	3
Milligan, Okaloosa	3
Westville, Walton	3
Coraopolis, Citrus	3
Champions Gate, Osceola	3
Chicago, Lee	3
Bristol, Calhoun	3
Jacksonville, Alachua	3
North Fort Myers, Charlotte	3
Sorrento, Orange	3
Stuart, Palm Beach	3
Cape San Blas, Gulf	3
Crestview, Walton	3
Fernandina Beach, Duval	3
Apopka, Lake	3
Island Grove, Alachua	3
Green Cove Springs, Duval	3
Fpo, Duval	3
Mayport Naval Housing, Duval	3

COVID-19: characteristics of 1,816,108 Florida resident cases

Data through Feb 17, 2021 verified as of Feb 18, 2021 at 09:25 AM

Data in this report are provisional and subject to change.

The table below includes the cities and counties of residence for cases in Florida residents based on the patient's ZIP Code. Note that city is not always received as part of the initial notification and may be missing while the case is being investigated.

City and county	Cases
Monticello, Madison	3
Samoset, Manatee	3
San Fernando, Unknown	3
Vernon, Bay	3
Jonesville, Alachua	3
Julington Creek, St. Johns	3
Jupiter Island, Martin	3
Longwood, Unknown	3
Mims, Volusia	3
Miramar, Unknown	3
Marco Island, Lee	3
Alford, Washington	3
Altamonte Springs, Orange	3
High Springs, Columbia	3
Pembroke Pines, Unknown	3
Ocean Reef Club, Monroe	3
Vero Beach, St. Lucie	3
Venice, Dade	2
West Palm Beach, Unknown	2
Windermere, Hillsborough	2
Winter Park, Volusia	2
Winter Springs, Orange	2
Okeechobee, Highlands	2
Orlando, Escambia	2
Port Charlotte, Lee	2
Port St. Lucie, St. Lucie	2
Sand Lake, Orange	2
University Of Central Fl, Seminole	2
Union, Manatee	2
Fort Pierce, Brevard	2
Graceville, Unknown	2
Eatonville, Polk	2
Delray Beach, Broward	2
Bonnie, Dade	2
Marathon Shores, Monroe	2
Miami, Martin	2
Long Beach, Orange	2
New Port Richey, Hillsborough	2
Labelle, Collier	2
Jena, Taylor	2
Lauderhill, Unknown	2
Seguin, Unknown	2
Sunrise, Unknown	2
Tampa, Broward	2
Tarpon Springs, Hillsborough	2
Sarasota, Unknown	2
Port Canaveral, Brevard	2
Plantation Key, Monroe	2
Orlando, St. Lucie	2
Oakland Park, Unknown	2
Orlando, Collier	2
Marysville, Dade	2
Callahan, Duval	2
Cross Key, Monroe	2
Cibolo, Orange	2
Claysville, Hernando	2
Dade City, Unknown	2
Crescent Beach, Sarasota	2
Defuniak Springs, Okaloosa	2

COVID-19: characteristics of 1,816,108 Florida resident cases

Data through Feb 17, 2021 verified as of Feb 18, 2021 at 09:25 AM

Data in this report are provisional and subject to change.

The table below includes the cities and counties of residence for cases in Florida residents based on the patient's ZIP Code. Note that city is not always received as part of the initial notification and may be missing while the case is being investigated.

City and county	Cases
Defuniak Springs, Unknown	2
Summerfield, Unknown	2
Tampa, Hernando	2
Saint Lucie Village, St. Lucie	2
Sharpes, Brevard	2
Sebring, Desoto	2
Ormond Beach, Flagler	2
Panama City, Unknown	2
Pembroke Pines, Dade	2
Orlando, Lee	2
Vero Beach, Unknown	2
Wauchula, Desoto	2
Yeehaw, Okeechobee	2
Noma, Holmes	2
Missing, Osceola	2
Marina Del Rey, Broward	2
Melrose, Clay	2
Mesa, Unknown	2
Longview, Dade	2
Jacksonville Naval Hospital, Duval	2
Jacksonville, Nassau	2
Hosford, Calhoun	2
Aventura, Broward	2
000000, Unknown	2
Saint Marys, Nassau	2
Windermere, Lake	2
Wacissa, Jefferson	2
Sutton, Pasco	2
Tampa, Unknown	2
Pembroke Lakes, Broward	2
Port Saint Lucie, Palm Beach	2
Red Bay, Holmes	2
Fort Lauderdale, Alachua	2
Deerfield Beach, Unknown	2
Doral, Unknown	2
Brooklyn, Broward	2
Cross City, Taylor	2
Carl Fisher, Dade	2
Jupiter, Dade	2
Homeless, Hillsborough	2
Lakeland, Unknown	2
Micanopy, Marion	2
Lecanto, Marion	2
Miami Shores, Broward	2
Maitland, Leon	2
Marina Del Rey, Dade	2
Fort Myers, Collier	2
Fort Pierce, Martin	2
Lake Helen, Orange	2
Clermont, Polk	2
Doctors Inlet, Clay	2
Bonifay, Jackson	2
Bonnie, Sarasota	2
Bronx, Seminole	2
Winter Park, Leon	2
Weston, Dade	2
West Palm Beach, Dade	2
Redland, Dade	2
Palm Springs North, Dade	2

COVID-19: characteristics of 1,816,108 Florida resident cases

Data through Feb 17, 2021 verified as of Feb 18, 2021 at 09:25 AM

Data in this report are provisional and subject to change.

The table below includes the cities and counties of residence for cases in Florida residents based on the patient's ZIP Code. Note that city is not always received as part of the initial notification and may be missing while the case is being investigated.

City and county	Cases
Orlando, Santa Rosa	2
Orlando, Charlotte	2
Olustee, Baker	2
Missing, Hernando	2
None, Dade	2
Navarre, Okaloosa	2
Mount Pleasant, Gadsden	2
Seven Springs, Pasco	2
Upper Key Largo, Monroe	2
University Of Central Florida, Brevard	2
West Villages, Sarasota	2
Zellwood, Lake	2
Blountstown, Jackson	2
Alligator Point, Franklin	2
Bradington, Manatee	2
Coconut Creek, Unknown	2
Hallandale Beach, Dade	2
Crawfordville, Leon	2
Eatonville, Lake	2
Lawtey, Union	2
Lutz, Pinellas	2
Los Angeles, Okaloosa	2
Madison, Unknown	2
Maitland, Pasco	2
Chipley, Jackson	2
Amelia City, Nassau	2
Apopka, Unknown	2
Alligator Point, Wakulla	2
Florida Power & Light Co, Dade	2
University Of Central Florida, Broward	2
Ridge Manor Estates, Sumter	2
Saint Teresa, Wakulla	2
Miamt, Dade	2
Ocala, Unknown	2
Orlando, Okaloosa	2
University Of Central Florida, Palm Beach	2
University Of Central Florida, Pinellas	2
Wimauma, Manatee	2
Wekiwa Springs, Seminole	2
Provo, Broward	2
Sumatra, Liberty	2
Portland, Unknown	2
Maitland, Lake	2
Hialeah Lakes, Dade	2
Hialeah, Orange	2
Moore Haven, Hendry	2
Naples, Broward	2
Cassadaga, Volusia	2
Fort Walton Beach, Walton	2
Duke Field Air Force Station, Okaloosa	2
Dunnellon, Levy	2
Downers Grove, St. Lucie	1
Export, Palm Beach	1
Fdsf, Unknown	1
Felda, Palm Beach	1
Flagler Beach, Volusia	1
Flomaton, Escambia	1
Flora, Lee	1
Fresno, Pasco	1

COVID-19: characteristics of 1,816,108 Florida resident cases

Data through Feb 17, 2021 verified as of Feb 18, 2021 at 09:25 AM

Data in this report are provisional and subject to change.

The table below includes the cities and counties of residence for cases in Florida residents based on the patient's ZIP Code. Note that city is not always received as part of the initial notification and may be missing while the case is being investigated.

City and county	Cases
Fort Myers, Lake	1
Green, Clay	1
Greensburg, Orange	1
Greenville, Monroe	1
Gulf Shores, Escambia	1
Fruitland Park, Sumter	1
Fwb, Unknown	1
Gainesville, Marion	1
Gastonia, Polk	1
Clearwater, Highlands	1
Clermont, Unknown	1
Columbia, Orange	1
Coral Gables, Unknown	1
Coral Springs, Unknown	1
Cornelius, Leon	1
Crestview, Dade	1
Dade City, Polk	1
Dania, Unknown	1
Darien, Pasco	1
Arcadia, Charlotte	1
Aspen, Palm Beach	1
Atlanta, Broward	1
Aurburndale, Polk	1
Aventura, Unknown	1
Azalea Park, Sarasota	1
Bartow, Unknown	1
Biscayne Park, Broward	1
Boca Rotan, Unknown	1
Alpharetta, Alachua	1
Apalachicola, Leon	1
Brooksville, Columbia	1
Bryn Mawr, Collier	1
Canfield, Duval	1
Naugatuck, Lee	1
New Vernon, Sarasota	1
New York, Broward	1
Northville, Broward	1
Ocala, Indian River	1
Ocoee, Broward	1
Myakka, Duval	1
Monessen, Palm Beach	1
Montreal, Ca, Orange	1
Missing, Columbia	1
Missing, Baker	1
Middleburg, Unknown	1
Milford, Palm Beach	1
Minneapolis, Broward	1
Melbourne, Orange	1
Metter, Volusia	1
Miami Beach, Palm Beach	1
Miami Granders, Dade	1
Hilliard, Dade	1
Hollywood, Leon	1
Holt, Unknown	1
Homestead, Monroe	1
Humble, Broward	1
Havanna, Gadsden	1
Jan Phyl Village, Polk	1
Johns Island, Wakulla	1

COVID-19: characteristics of 1,816,108 Florida resident cases

Data through Feb 17, 2021 verified as of Feb 18, 2021 at 09:25 AM

Data in this report are provisional and subject to change.

The table below includes the cities and counties of residence for cases in Florida residents based on the patient's ZIP Code. Note that city is not always received as part of the initial notification and may be missing while the case is being investigated.

City and county	Cases
Killarney, Orange	1
Knoxville, Duval	1
Maitland, Unknown	1
Lake City, Volusia	1
Los Angeles, Polk	1
Lakeland, Pasco	1
Lakewood, Unknown	1
Pound Ridge, Leon	1
Port Charlotte Fl, Unknown	1
Ponce, Orange	1
Plant City, Hendry	1
Plant City, Pinellas	1
Plantation, Unknown	1
Orlando, Highlands	1
North Little Rock, Palm Beach	1
Ocoee, Polk	1
Opa Locka, Unknown	1
Orem, Nassau	1
Olando, Orange	1
Sumter Ville, Unknown	1
Tallahassee, Escambia	1
Telluride, Lee	1
Tampa, Dade	1
Tampa, Jackson	1
Tampa, Lee	1
Stockbridge, Leon	1
Sullivans Island, Dade	1
Southampton, Palm Beach	1
Springhill, Unknown	1
South Otselic, Dade	1
Sevierville, Dade	1
Saint Petersburg, Dade	1
San Juan, Osceola	1
San Pedro Sula, Dade	1
Sandy, Duval	1
Richmond Heights, Dade	1
Riverview, Pinellas	1
Rochester, Lee	1
Rosemary Beach, Bay	1
Saint Cloud, Orange	1
West Simsbury, Collier	1
Wayne, Dade	1
Windermere, Polk	1
Winter Park, Lake	1
Tinley Park, Lee	1
University Of Central Fl, Dade	1
Old Town, Gilchrist	1
Opa Locka, Polk	1
Orem, Sarasota	1
Orem, Unknown	1
Plant City, Unknown	1
Pompano Beach, Alachua	1
Palm City, Unknown	1
Oviedo, Leon	1
Ocean City, Broward	1
Middleburg, Duval	1
Midland, Osceola	1
Missing, Wakulla	1
Mumford, Manatee	1

COVID-19: characteristics of 1,816,108 Florida resident cases

Data through Feb 17, 2021 verified as of Feb 18, 2021 at 09:25 AM

Data in this report are provisional and subject to change.

The table below includes the cities and counties of residence for cases in Florida residents based on the patient's ZIP Code. Note that city is not always received as part of the initial notification and may be missing while the case is being investigated.

City and county	Cases
N/A, Duval	1
Naples, Alachua	1
San Antonio, Dade	1
San Diego, Unknown	1
Republic, Monroe	1
Russellville, Hillsborough	1
Saint Augustine, Okaloosa	1
Steinhatchee, Alachua	1
Sanford, Palm Beach	1
Sebastian, Lake	1
Ridgewood, Broward	1
Riverview, Manatee	1
Roseland, Palm Beach	1
Porter Ranch, Dade	1
Raiford, Bradford	1
Ponte Vedra Beach, Orange	1
Port Orange , Volusia	1
Port Saint Lucie, Indian River	1
University Of Central Florida, Hillsborough	1
Westerville, Hillsborough	1
Wilbur By The Sea, Volusia	1
Willowbrook, Lee	1
Winston Salem, Unknown	1
Winter Garden, Hillsborough	1
Wilton Manors, Dade	1
Woodland Hills, Brevard	1
Youngstown, Calhoun	1
Yulee, Duval	1
Village Of Palm Springs, Palm Beach	1
Virginia Beach, Alachua	1
Webster, Pasco	1
Union City, Bradford	1
University Of Central Fl, Pasco	1
Tampa, Escambia	1
Tampa, Manatee	1
Tangerine, Lake	1
Fort Denaud, Glades	1
Fort Meyers, Lee	1
Fl State Lot, Leon	1
Everett, Dade	1
El Paso, Unknown	1
Eatonville, Seminole	1
Colorado Springs, Unknown	1
Conifer, Lee	1
Destin, Unknown	1
Diamond, Highlands	1
Daniel Island, Bay	1
Altamonte, Orange	1
Alva, Collier	1
333, Unknown	1
Allentown, Putnam	1
Apple Creek, Citrus	1
Amelia Village, Nassau	1
Barefoot Beach, Lee	1
Azalea Park, Osceola	1
Avon, Manatee	1
Aventura, Osceola	1
Chipley, Holmes	1
Chattanooga, Dade	1

COVID-19: characteristics of 1,816,108 Florida resident cases

Data through Feb 17, 2021 verified as of Feb 18, 2021 at 09:25 AM

Data in this report are provisional and subject to change.

The table below includes the cities and counties of residence for cases in Florida residents based on the patient's ZIP Code. Note that city is not always received as part of the initial notification and may be missing while the case is being investigated.

City and county	Cases
Boston, Dade	1
Bryn Mawr, Palm Beach	1
Burkeville, Brevard	1
Camden Wyoming, Duval	1
Bear Grass, Palm Beach	1
Miami, Charlotte	1
Miamii, Dade	1
Miami Garden, Unknown	1
Longwood, Orange	1
Lauderdale Hill, Unknown	1
Lehigh Cares, Lee	1
Live Oak, Columbia	1
Loganville, Orange	1
Lake Mary, Lake	1
Knoxville, Escambia	1
Jeffersonville, Broward	1
Hickory, Lee	1
Hilliard, Unknown	1
Homeless, Dade	1
Homer, Escambia	1
Hallandate Ben, Unknown	1
Havana, Leon	1
Fortlauderdale, Unknown	1
Fortwalton Beach, Okaloosa	1
Ft Pierce, Unknown	1
Garland, Orange	1
Louisville, Manatee	1
Los Angeles Ca, Unknown	1
Macdill Air Force Base, Hillsborough	1
Margate, Dade	1
Marshall, Dade	1
Mary Esther, Unknown	1
Miami Lakes, Unknown	1
Miami, Hillsborough	1
Miami, Manatee	1
Miami Beach, Broward	1
Middlesburg, Duval	1
Missing, Jackson	1
Leesburg, Marion	1
Lehigh Acres, Dade	1
Lewisburg, Pasco	1
Largo, Unknown	1
Littleton, Dade	1
Lake City, Hamilton	1
La Grange, Dade	1
Homosassa, Hernando	1
Holly Ridge, Orange	1
Homeless, Polk	1
Jerusalem, St. Johns	1
Davenport, Orange	1
Daytona Beach, Unknown	1
Deland, St. Lucie	1
Deltona, Orange	1
Foley, Escambia	1
Harrison, Pinellas	1
Granada Hills, Broward	1
Guilford, Dade	1
Hailandale, Unknown	1
Fort Myers-, Lee	1

COVID-19: characteristics of 1,816,108 Florida resident cases

Data through Feb 17, 2021 verified as of Feb 18, 2021 at 09:25 AM

Data in this report are provisional and subject to change.

The table below includes the cities and counties of residence for cases in Florida residents based on the patient's ZIP Code. Note that city is not always received as part of the initial notification and may be missing while the case is being investigated.

City and county	Cases
Fort Pierce, Unknown	1
Gainesville, Duval	1
Conway, Leon	1
Cypress, Leon	1
Clermont, Volusia	1
Clewiston, Glades	1
Bridgeport, Dade	1
Bronx, Palm Beach	1
Cartersville, Unknown	1
Altoona, Marion	1
Anaheim, Unknown	1
Argyle, Walton	1
Athens, Duval	1
Bogota, Orange	1
Bradenton, Dade	1
Bradenton, Osceola	1
Zolfo Springs, Polk	1
Westbrook, Dade	1
Wichita, Volusia	1
West Palm Beach, Broward	1
Winder Garden, Orange	1
Windermere, Leon	1
Windermere, Osceola	1
Windermere, Seminole	1
Winter Garden, Broward	1
Winter Park, St. Johns	1
Winter Garden, Pinellas	1
Winter Park Dr, Orange	1
Winter Park, Broward	1
Winter Park, Indian River	1
Winter Park, Lee	1
Tulsa, Orange	1
Sun City Center, Hardee	1
Tiffin, Highlands	1
Venice, Unknown	1
Vernon, Unknown	1
Washington, Unknown	1
Wells, Polk	1
Saint Cloud, Unknown	1
Saint Johns, Unknown	1
Shelton, Manatee	1
Tallahassee, Duval	1
Tallahassee, Unknown	1
Tampa, Palm Beach	1
Tavares, Marion	1
Spring Hill , Hernando	1
Spring Hill, Dade	1
Starke, Clay	1
Stone Mountain, Palm Beach	1
Navarre, Dade	1
New Orleans, Palm Beach	1
Newark, Broward	1
Newburgh, Bay	1
North Pole, Seminole	1
North Port, Lee	1
Old Town, Alachua	1
Ona, Manatee	1
Oooooo, Unknown	1
Ocoee, Osceola	1

COVID-19: characteristics of 1,816,108 Florida resident cases

Data through Feb 17, 2021 verified as of Feb 18, 2021 at 09:25 AM

Data in this report are provisional and subject to change.

The table below includes the cities and counties of residence for cases in Florida residents based on the patient's ZIP Code. Note that city is not always received as part of the initial notification and may be missing while the case is being investigated.

City and county	Cases
Okeechobee, Broward	1
Orlando, Columbia	1
Orlando, Indian River	1
Orem, Broward	1
Ormond Beach, Unknown	1
Oviedo, Brevard	1
Orlando, Sarasota	1
Saint Petersburg, St. Lucie	1
Sandford, Seminole	1
Sarasota, Flagler	1
Saxis, Lee	1
Sebring, Lee	1
Rye, Duval	1
Rex, Duval	1
Parker, Dade	1
Parker, Leon	1
Pacifica, Dade	1
Palm Coast, Alachua	1
Palm Coast, Polk	1
Port Everglades, Broward	1
Peoria, Unknown	1
Plantation, Orange	1
Pompano Beach, Martin	1
New Richmond, Volusia	1
Opalocka, Dade	1
North Canton, Palm Beach	1
Oakland, Leon	1
Ocala, Alachua	1
Okeechobee, St. Lucie	1
Orlando, Union	1
Ovido, Seminole	1
Oxford, Palm Beach	1
Panama City, Walton	1
Palm Coast, Duval	1
Perry, Leon	1
Rio Dell, Volusia	1
Rochelle, Volusia	1
Port Orange, Unknown	1
Port Saint Lucie, Orange	1
Princeton, Alachua	1
Provincetown, Collier	1
Shannon, Collier	1
Soldotna, Broward	1
Saint Cloud, Lee	1
Saint Johns, Orange	1
San Antonio, Sarasota	1
San Antonio, Unknown	1
Sanford, Volusia	1
Spring Park, Alachua	1
Steinhatchee, Madison	1
South Burlington, Orange	1
Tangerine, Seminole	1
Tewksbury, Orange	1
Toms River, Dade	1
Wheaton, Lee	1
Wilmington, Broward	1
Wesley Chapel, Alachua	1
Umatilla, Alachua	1
University Of Central Florida, Monroe	1

COVID-19: characteristics of 1,816,108 Florida resident cases

Data through Feb 17, 2021 verified as of Feb 18, 2021 at 09:25 AM

Data in this report are provisional and subject to change.

The table below includes the cities and counties of residence for cases in Florida residents based on the patient's ZIP Code. Note that city is not always received as part of the initial notification and may be missing while the case is being investigated.

City and county	Cases
Virginia Beach, Hernando	1
Waco, Broward	1
Washington, Broward	1
Winter Park, Osceola	1
Wood River, Polk	1
Worcester, Palm Beach	1
Winter Park, Alachua	1
Bryant, Alachua	1
Buffalo, Palm Beach	1
Carol Stream, Orange	1
Castleberry, Escambia	1
Charlotte, Pasco	1
Apo, Pasco	1
Apopka, Flagler	1
99, Unknown	1
Alanson, Bay	1
Aollywoss, Dade	1
Boca Raton, Unknown	1
Bohealia, Lee	1
Blowing Rock, Polk	1
Belleair, Hillsborough	1
Dorchester, Orange	1
Deland, Polk	1
Estero, Collier	1
Fanning Springs, Levy	1
Columbus, Brevard	1
Cookeville, Seminole	1
Clear Brook, Lee	1
Crestview, Holmes	1
Cumberland, Palm Beach	1
Dade City, Hillsborough	1
Dallas, Lee	1
De Leon Springs, Putnam	1
Dearborn, Lee	1
Lake Placid, Alachua	1
Kingsland, Duval	1
Kissimmee, Brevard	1
Jamaica, Broward	1
Jupiter, Unknown	1
Jersey City, Polk	1
Gainesville, Baker	1
Gilmer, Dade	1
Jacksonville, Manatee	1
Haverford, Hillsborough	1
Herrin, Orange	1
Marshall, Palm Beach	1
Marianna, Calhoun	1
Miami, Collier	1
Miami, St. Lucie	1
Melrose, Alachua	1
Miamf, Dade	1
Miami G, Dade	1
Lemoyne, Manatee	1
Los Angeles, Palm Beach	1
Lyndhurst, Broward	1
Magnolia Square, Osceola	1
Maitland, Alachua	1
Lawrence Township, Palm Beach	1
Las Vegas, Orange	1

COVID-19: characteristics of 1,816,108 Florida resident cases

Data through Feb 17, 2021 verified as of Feb 18, 2021 at 09:25 AM

Data in this report are provisional and subject to change.

The table below includes the cities and counties of residence for cases in Florida residents based on the patient's ZIP Code. Note that city is not always received as part of the initial notification and may be missing while the case is being investigated.

City and county	Cases
Lake Worth Beach, Broward	1
Lander, Citrus	1
Mckinney, Broward	1
Miamc, Dade	1
Missing, Okeechobee	1
Monroe Township, Palm Beach	1
Moore Haven, Okeechobee	1
Morrisville, Unknown	1
Lake Butler, Alachua	1
Knoxville, Bay	1
Las Vegas, Palm Beach	1
Ldhl, Broward	1
Longwood, Volusia	1
Lehigh Acres, Collier	1
Lincoln, St. Lucie	1
Little Neck, Lee	1
Homeless, Monroe	1
Homeless, Pinellas	1
Howell, Dade	1
Hudson, Hernando	1
Hoclywsod, Dade	1
Holiday, Pinellas	1
Indian Rocks Beach, Duval	1
Indiantown, Palm Beach	1
Inglewood, Sarasota	1
Inverness, Marion	1
Inwood, Broward	1
Irvine, Marion	1
Istachatta, Hernando	1
Jupiter, St. Lucie	1
Kenilworth, Leon	1
Jacksonville, Orange	1
Jefferson, Dade	1
Jonesboro, Leon	1
Kingsland, Nassau	1
Key West, Duval	1
Keys West, Unknown	1
Carmel, Orange	1
Cedar Springs, Hernando	1
Chicago, Unknown	1
Coconut Ck, Unknown	1
Dallas, Hernando	1
Dayton, Lake	1
Daytona Beach, Pinellas	1
Dearborn, Broward	1
Deer Park, Dade	1
Brooklyn, Dade	1
Brooklyn, Lee	1
Caracas, Dade	1
Boston, Broward	1
Bel Air, Collier	1
O, Manatee	1
Alachua, Duval	1
Alpharetta, Broward	1
Apopka, Clay	1
Asheville, Highlands	1
Astoria, Broward	1
Bartow, Hardee	1
Downingtown, Hillsborough	1

COVID-19: characteristics of 1,816,108 Florida resident cases

Data through Feb 17, 2021 verified as of Feb 18, 2021 at 09:25 AM

Data in this report are provisional and subject to change.

The table below includes the cities and counties of residence for cases in Florida residents based on the patient's ZIP Code. Note that city is not always received as part of the initial notification and may be missing while the case is being investigated.

City and county	Cases
Dpo, Santa Rosa	1
Dunedin, Unknown	1
Deerfield, Dade	1
Deland, Seminole	1
Deltona, Seminole	1
Fort Lauderdale, Leon	1
Fort Myers, Sarasota	1
Fort Pierce, Palm Beach	1
Fort White, Clay	1
East Palatka, Hillsborough	1
Eastpoint, Leon	1
Garden City, Alachua	1
Gaylord, Orange	1
Gotcha, Orange	1
Greensburg, Palm Beach	1
Erie, Monroe	1
Hallandale, Unknown	1
Haines City, Osceola	1
Hernando, Marion	1
Hialeah, Collier	1
Helen, Bay	1
Saint Joseph, Volusia	1
Russellville, Bay	1
Saint Cloud, Palm Beach	1
Prattville, Hillsborough	1
Prestonsburg, Bay	1
Quincy, Jackson	1
Rapid City, Broward	1
Piasa, Putnam	1
Suitland, Volusia	1
Sunbright, Palm Beach	1
San Antonio, Orange	1
Sanford, Unknown	1
Seminole, Leon	1
Shalimar, Unknown	1
Shirley, Flagler	1
Palmetto, Pasco	1
Pass-A-Grille Beach, Pinellas	1
Palm Beach Gardens, Unknown	1
Palmetto Bay, Palm Beach	1
Orlo Vista, Orange	1
Other, Dade	1
Milford, Lee	1
New Middletown, Hillsborough	1
New Port Richey, Pinellas	1
New Port Richey, Unknown	1
Newberry, Marion	1
North Palm Beach, Orange	1
Northport, Sarasota	1
Oakland, Lee	1
Oldsmar, Hillsborough	1
Myakka City, Sarasota	1
Tavares, Orange	1
Tequesta, Martin	1
Topsham, Manatee	1
Town Of Nocatee, St. Johns	1
Troy, Manatee	1
Unkn, Duval	1
Syracuse, Polk	1

COVID-19: characteristics of 1,816,108 Florida resident cases

Data through Feb 17, 2021 verified as of Feb 18, 2021 at 09:25 AM

Data in this report are provisional and subject to change.

The table below includes the cities and counties of residence for cases in Florida residents based on the patient's ZIP Code. Note that city is not always received as part of the initial notification and may be missing while the case is being investigated.

City and county	Cases
Tallahassee, Dade	1
Tamarac, Dade	1
Waipahu, Santa Rosa	1
Ward, Polk	1
Wellborn, Columbia	1
West Aplm Beach, Palm Beach	1
West Yarmouth, St. Lucie	1
Venetian Islands, Dade	1
Winter Garden, Duval	1
Woodbine, Nassau	1
Yulee, St. Johns	1
Zephyrhills, Hillsborough	1
Armstrong, St. Johns	1
Atl, Brevard	1
Alva, Escambia	1
Andalusia, Escambia	1
Arcadia, Highlands	1
Baker, Santa Rosa	1
Belleville, Palm Beach	1
Belmont, Santa Rosa	1
Blountstown, Broward	1
Bronson, Alachua	1
Brooker, Alachua	1
Bradenton, Clay	1
Brandon, Pinellas	1
Bonita, Lee	1
Bocaraten, Palm Beach	1
Cincinnati, Dade	1
Crossings, Unknown	1
Dfafs, Okaloosa	1
Davenport, Lake	1
Davie, Unknown	1
Dayton, Orange	1
Edgewood, Broward	1
Elkton, Putnam	1
Floral, Okaloosa	1
Hudson, Pinellas	1
Hoosick Falls, Broward	1
Indian Rock Beach, Palm Beach	1
Interlachen, Duval	1
Kure Beach, Monroe	1
Lakeland, Palm Beach	1
Gibson, Unknown	1
Gainesville, Okaloosa	1
Gainesville, Unknown	1
Hialeahgardens, Dade	1
Hiram, Leon	1
Greenbrier, Bay	1
Groveland, Orange	1
Longwood, Broward	1
Lucedale, St. Lucie	1
Macclenny, Duval	1
Mantua, Broward	1
Middletown, Osceola	1
Mayaguez, Dade	1
Monroe, Hillsborough	1
Missing, Gilchrist	1
North Laud, Unknown	1
Ocoee, Unknown	1

COVID-19: characteristics of 1,816,108 Florida resident cases

Data through Feb 17, 2021 verified as of Feb 18, 2021 at 09:25 AM

Data in this report are provisional and subject to change.

The table below includes the cities and counties of residence for cases in Florida residents based on the patient's ZIP Code. Note that city is not always received as part of the initial notification and may be missing while the case is being investigated.

City and county	Cases
Newberry, Levy	1
New Vernon, Palm Beach	1
Windermere, Volusia	1
Wtixrat, Dade	1
Westlake Village, Unknown	1
White Plains, Broward	1
Whites Creek, Leon	1
Watersound, Bay	1
University Of Central Florida, Lee	1
Unk, Duval	1
Ventura, Orange	1
Port Orange, Brevard	1
Perth Amboy, Hillsborough	1
Puerto Rico, Unknown	1
Punta Gorda, Unknown	1
Randolph, Orange	1
Rivera Beach, Palm Beach	1
Powell, Lee	1
Pembroke Pines, Orange	1
Pensacola, Sumter	1
Paducah, Manatee	1
Palm Coast, Unknown	1
Oldsrav, Manatee	1
Orlando, Jackson	1
Seffenner, Hillsborough	1
Seminole, Lee	1
Saint Augustine, Flagler	1
Saint Petersburg, Charlotte	1
Trenton, Dixie	1
Uknown, Unknown	1
Toms River, Lee	1
Tourist, Dade	1
Stratford, Broward	1
Suntise, Dade	1
Tallahassee, Gadsden	1
Tallahassee, Madison	1
Daytona Beach, Orange	1
Deerfield Beach, Polk	1
Crestview, Broward	1
Dalecity, Okaloosa	1
Clearwater, Leon	1
Crystal River, Marion	1
Crystal River, Unknown	1
Fellsmere, Brevard	1
Fleming Island, Duval	1
Florida City, Unknown	1
Fort Lauderdale, Collier	1
El Dorado, Palm Beach	1
East Setauket, Palm Beach	1
Canton, Duval	1
Charlotte, Alachua	1
Cantonment, Santa Rosa	1
Cape Coral, Unknown	1
Bryceville, Duval	1
Bradenton, Lee	1
Boca Raton, Dade	1
Boca Raton, Madison	1
Bogota, Unknown	1
Atlanta, Walton	1

COVID-19: characteristics of 1,816,108 Florida resident cases

Data through Feb 17, 2021 verified as of Feb 18, 2021 at 09:25 AM

Data in this report are provisional and subject to change.

The table below includes the cities and counties of residence for cases in Florida residents based on the patient's ZIP Code. Note that city is not always received as part of the initial notification and may be missing while the case is being investigated.

City and county	Cases
Attalla, Broward	1
Auburn, Palm Beach	1
Autaugaville, Broward	1
Apopka, Volusia	1
Alachua, Suwannee	1
Alafaya, Broward	1
Alafaya, Pinellas	1
Merrick, Palm Beach	1
Metter, Manatee	1
Miamiardens, Unknown	1
Miamksaohes, Dade	1
Miami Dade, Unknown	1
Lake Clarke Shores, Palm Beach	1
Lake Forest, Collier	1
Macclenny, Dixie	1
Madison, Jefferson	1
Maitland, Collier	1
Key West, Palm Beach	1
Kilgore, Dade	1
Jupiter Inlet, Palm Beach	1
Jzx, Unknown	1
Land O Lakes, Unknown	1
Landolakes, Unknown	1
Lawton, Okaloosa	1
Levittown, Palm Beach	1
Lima, Manatee	1
Lima, Volusia	1
Gainesville, Levy	1
Glen Cove, Unknown	1
Glen Saint Mary, Duval	1
Golden Oak, Hillsborough	1
Greensboro, Leon	1
Jacksonville, Baker	1
Jacksonville, Marion	1
Irmo, Unknown	1
Immokalee, Walton	1
Orlando, Gadsden	1
Orlando, Hernando	1
Orlando, St. Johns	1
Orem, Dade	1
Orlando, Citrus	1
Ocala, Duval	1
Okeechobi, Unknown	1
Monument, Broward	1
Mokena, Lee	1
Morrisville, Palm Beach	1
North Brunswick, St. Lucie	1
North Grafton, Dade	1
North Lauderdale, Unknown	1
North Porte, Unknown	1
Notrealville, Polk	1
Orlando, Walton	1
Oviedo, Lake	1
Pensacola, Dade	1
Panomo City, Bay	1
Parrish, Sarasota	1
Plantation, Leon	1
Pooler, Broward	1
Port St. Lucie, Unknown	1

COVID-19: characteristics of 1,816,108 Florida resident cases

Data through Feb 17, 2021 verified as of Feb 18, 2021 at 09:25 AM

Data in this report are provisional and subject to change.

The table below includes the cities and counties of residence for cases in Florida residents based on the patient's ZIP Code. Note that city is not always received as part of the initial notification and may be missing while the case is being investigated.

City and county	Cases
Punta Gorda, Sarasota	1
Putnam, Putnam	1
Rye, Palm Beach	1
Ridgewood, Lee	1
Roayl Palm Beach, Palm Beach	1
Roseville, Broward	1
Saint Petersburg, Bay	1
San Marcos, Unknown	1
Twentynine Palms, Broward	1
Surprise, Unknown	1
Syracuse, Unknown	1
St Cloud, Orange	1
St Helena Is, Dade	1
Vernon, Walton	1
West Miami, Unknown	1
Waukesha, Volusia	1
Venezuela, Unknown	1
Whippany, Volusia	1
Xifamk, Dade	1
Windermere, Alachua	1
Winfield, Hillsborough	1
Winter Garden, Unknown	1
Winter Park, Brevard	1
Winter Park, Unknown	1
Lake Worth, Unknown	1
Litchfield Park, Monroe	1
Littleton, St. Johns	1
Jupiter, Pinellas	1
Kansas City, Palm Beach	1
Lake Como, Nassau	1
Lake In The Hills, Broward	1
Gwynn Oak, Polk	1
Indianapolis, Lee	1
Newaygo, Charlotte	1
New Canaan, Dade	1
Na, Dade	1
Naples, Leon	1
Melbourne, Volusia	1
Mattoon, Lee	1
Milford, Bay	1
Milford, Unknown	1
Los Angeles, Orange	1
Maitland, Palm Beach	1
Marianna, Leon	1
Marianna, Washington	1
Mary Esther, Hillsborough	1
Bonnie, St. Johns	1
Boys Ranch, Suwannee	1
Brownsville, Escambia	1
Bryant, Palm Beach	1
Clearwater, Hillsborough	1
Coal City, Pasco	1
Celebration, Orange	1
Chicago, Broward	1
Choctaw Beach, Unknown	1
8852 Teacher Ln, Pasco	1
Addison, Pasco	1
Apopka, Citrus	1
Apopka, Hillsborough	1

COVID-19: characteristics of 1,816,108 Florida resident cases

Data through Feb 17, 2021 verified as of Feb 18, 2021 at 09:25 AM

Data in this report are provisional and subject to change.

The table below includes the cities and counties of residence for cases in Florida residents based on the patient's ZIP Code. Note that city is not always received as part of the initial notification and may be missing while the case is being investigated.

City and county	Cases
Arabi, Orange	1
Austin, Dade	1
Belleair Bluffs, Unknown	1
Apo, Collier	1
Big Torch Key, Monroe	1
Black, Holmes	1
Boca Raton, Lee	1
Bonifay, Unknown	1
Crescent City, Marion	1
Crestview, Unknown	1
Commerce Township, Manatee	1
Crawfordville, Alachua	1
Denton, Broward	1
Destin, Bay	1
Eureka, Flagler	1
Evansville, Citrus	1
Fort Worth, Broward	1
Franklin, Orange	1
Frostproof, Highlands	1
Gainesville, Palm Beach	1
Gainesville, Santa Rosa	1
Tavares, Unknown	1
Temple, Palm Beach	1
Surfside Beach, Orange	1
Tampa, Duval	1
Summerdale, Escambia	1
Sun City Center, Lee	1
Saint Charles, Orange	1
St Peterburg, Orange	1
Stiamk, Dade	1
Scottsdale, Brevard	1
Roswell, Bay	1
Ruskin, Dade	1
Ruskin, Manatee	1
Saint Petersburg, Duval	1
Saint Petersburg, Manatee	1
Port Saint Lucie, Marion	1
Port St Luice, Unknown	1
Pompano Beach, Osceola	1
Pensacola Naval Hospital, Escambia	1
Plymouth, Pasco	1
Pass-A-Grille, Pinellas	1
Oviedo, Orange	1
Pace, Escambia	1
Painted Post, Pasco	1
Palatka, Marion	1
Okeechobee, Unknown	1
North Port, Charlotte	1
Winter Springs, Polk	1
Youngstown, Washington	1
Winnetka, Dade	1
Winter Garden, Osceola	1
Winter Haven, Osceola	1
Winter Park, Duval	1
Winter Park, Palm Beach	1
Weston, Unknown	1
Wildwood, Lee	1
West Hollywood, Broward	1
Waverly, Duval	1

COVID-19: characteristics of 1,816,108 Florida resident cases

Data through Feb 17, 2021 verified as of Feb 18, 2021 at 09:25 AM

Data in this report are provisional and subject to change.

The table below includes the cities and counties of residence for cases in Florida residents based on the patient's ZIP Code. Note that city is not always received as part of the initial notification and may be missing while the case is being investigated.

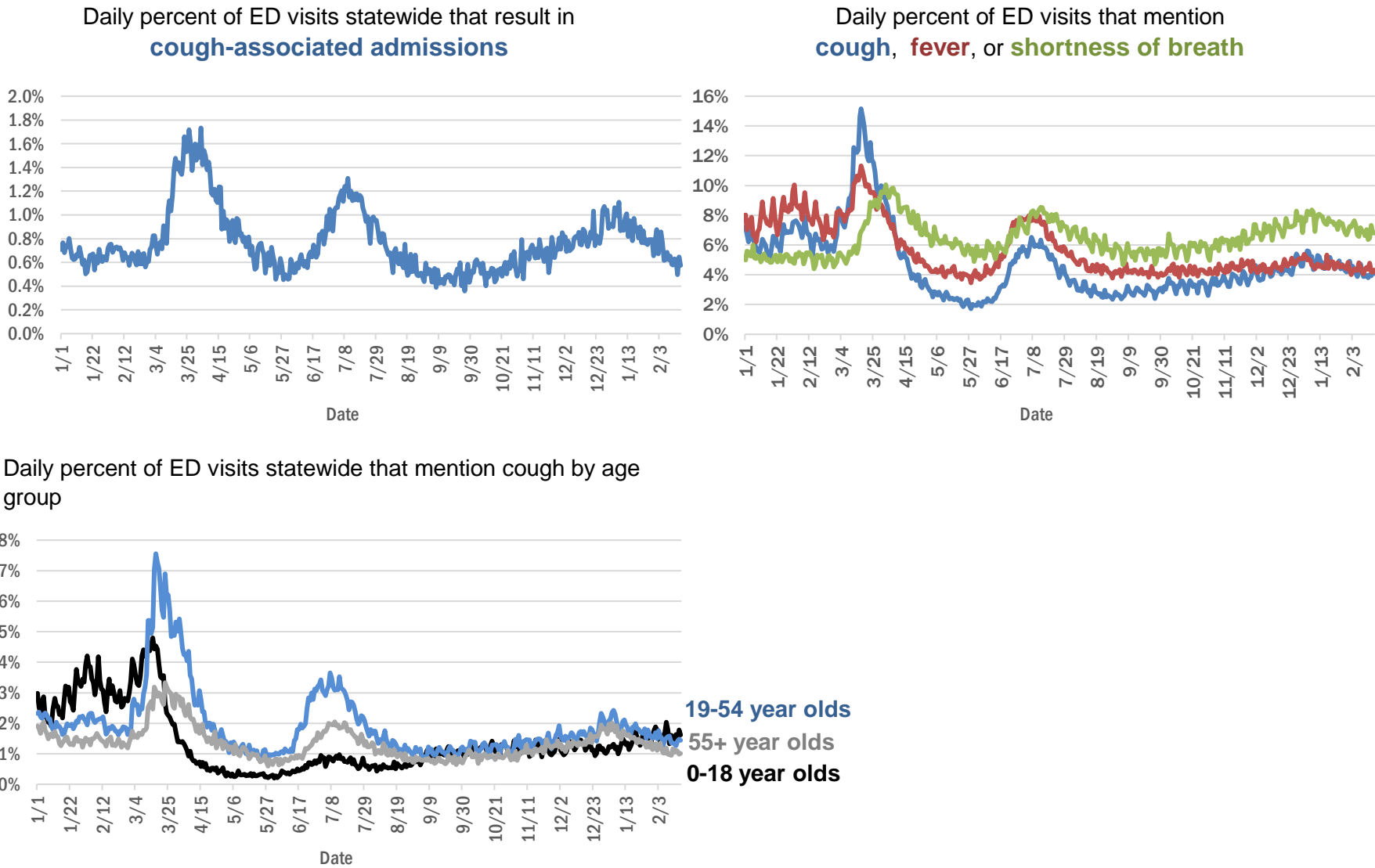
City and county	Cases
Wabasha, Clay	1
Unknown, Duval	1
Upland, Manatee	1
Total	1,816,108

COVID-19: additional surveillance information

Data through Feb 17, 2021 verified as of Feb 18, 2021 at 09:25 AM

Data in this report are provisional and subject to change.

Statewide emergency department (ED) chief complaint and admission data



The Electronic Surveillance System for the Early Notification of Community-Based Epidemics (ESSENCE-FL) includes chief complaint data from 211 of 211 Florida EDs. Data are transmitted electronically to ESSENCE-FL daily or hourly.

COVID-19: testing by laboratory

Data through Feb 17, 2021 verified as of Feb 18, 2021 at 09:25 AM

Data in this report are provisional and subject to change.

The numbers in the table below represent the number of Florida and non-Florida residents for whom test results were received by the Department of Health. A person can be tested by more than one laboratory and can have both positive and negative results. **Therefore, the sum of the numbers in each column will be larger than the total number of people tested.**

Reporting lab	Inconclusive	Negative	Positive	Percent positive	Total
LABORATORY CORPORATION OF AMERICA	2,473	1,535,243	210,321	12%	1,748,037
CURATIVE LABS	13,363	1,410,884	213,137	13%	1,637,384
QUEST DIAGNOSTICS	11,412	1,316,949	194,892	13%	1,523,253
BIO REFERENCE LABORATORIES, INC	7,562	896,338	172,491	16%	1,076,391
HELIX	7,766	568,463	100,470	15%	676,699
REALTOX LABS LLC	6,148	570,760	93,644	14%	670,552
GENETWORX	661	390,604	32,958	8%	424,223
NOMI_HEALTH	2,078	352,789	51,881	13%	406,748
RCA LABORATORY SERVICES, LLC		357,234	38,330	10%	395,564
CDR MAGUIRE - HEALTH CARE CENTER		338,627	51,535	13%	390,162
EAST FLORIDA STATE COLLEGE - BREVARD		212,887	26,986	11%	239,873
IMPACT HEALTH BIOMETRIC TESTING, INC	1,020	208,286	24,289	10%	233,595
BPHL-JACKSONVILLE	18	170,977	30,387	15%	201,382
NOMI HEALTH LAB SERVICES		172,680	19,823	10%	192,503
PWNHEALTH	1,163	155,387	21,552	12%	178,102
CB SMITH PARK		150,116	18,794	11%	168,910
ADVENTHEALTH LAB	99	146,503	19,177	12%	165,779
MAKO GENOMICS	7,407	133,276	24,406	15%	165,089
FULGENT DIAGNOSTICS LABORATORY	2,909	134,990	14,962	10%	152,861
MAYO CLINIC LABORATORIES	328	133,965	17,133	11%	151,426
ELABNETWORK	1,059	137,147	11,700	8%	149,906
BPHL-MIAMI	225	125,724	21,366	15%	147,315
BAYCARE LABORATORIES LLC	561	122,203	10,894	8%	133,658
MEMORIAL REGIONAL HOSPITAL SOUTH	25	106,946	22,028	17%	128,999
NORTHWEST LABORATORY	246	121,056	6,473	5%	127,775
ASCENSION SACRED HEART HOSPITAL - PENSACOLA	2	108,444	17,317	14%	125,763
BIOCOLLECTIONS WORLDWIDE, INC	731	106,326	13,242	11%	120,299
ORLANDO HEALTH SYSTEM	677	107,633	11,348	9%	119,658
ADVENT HEALTH LAB	112	101,260	13,956	12%	115,328
MEDICAL DIAGNOSTIC LABORATORIES	973	98,516	14,211	12%	113,700
PALM BEACH BALLPARK		98,095	10,573	10%	108,668
UF HEALTH MEDICAL LAB	33	93,376	8,788	9%	102,197
AKESOGEN		84,723	16,409	16%	101,132
BPHL-TAMPA (SPECTRUM BLVD)	45	85,221	15,844	16%	101,110
TESTING MATTERS INC	479	84,887	14,246	14%	99,612
KORVALABS, INC	1,285	91,428	4,697	5%	97,410
TAMPA GENERAL HOSPITAL	4	86,264	8,337	9%	94,605
DIATHERIX LABORATORIES (VRL EUROFINs)		81,003	12,185	13%	93,188
SUNPATH MEDICAL DIAGNOSTICS LABORATORY	798	76,644	11,838	13%	89,280
AEGIS SCIENCES CORPORATION	752	69,750	12,655	15%	83,157
BAPTIST HEALTH SOUTH FLORIDA	341	70,499	11,128	14%	81,968
ASCENSION ST VINCENT'S - RIVERSIDE	1	65,893	9,711	13%	75,605
JACKSON MEMORIAL HOSPITAL CLINICAL LAB	79	58,282	10,853	16%	69,214
SOUTH MIAMI HOSPITAL LAB	399	59,192	8,644	13%	68,235
LAKELAND REGIONAL MEDICAL CENTER	129	59,965	8,071	12%	68,165
AMERICAN HEALTH ASSOCIATES	9	57,377	5,074	8%	62,460
UF HEALTH SHANDS HOSPITAL	451	56,969	4,297	7%	61,717

COVID-19: testing by laboratory

Data through Feb 17, 2021 verified as of Feb 18, 2021 at 09:25 AM

Data in this report are provisional and subject to change.

The numbers in the table below represent the number of Florida and non-Florida residents for whom test results were received by the Department of Health. A person can be tested by more than one laboratory and can have both positive and negative results. **Therefore, the sum of the numbers in each column will be larger than the total number of people tested.**

Reporting lab	Inconclusive	Negative	Positive	Percent positive	Total
AIT LABORATORIES		50,255	6,151	11%	56,406
INGENIOUS PERSONALIZED MEDICINE	182	46,212	9,724	17%	56,118
ARUP LABORATORIES	16	50,056	2,921	6%	52,993
APPLIED INGENUITY DIAGNOSTICS LLC		47,797	2,155	4%	49,952
BAPTIST HEALTH - JACKSONVILLE	4	44,937	3,760	8%	48,701
TALLAHASSEE MEMORIAL HOSPITAL	232	41,705	5,298	11%	47,235
GENESIS REFERENCE LABORATORIES		42,099	4,822	10%	46,921
VIRACOR EUROFINs		35,466	9,810	22%	45,276
SARASOTA MEMORIAL HOSPITAL MAIN LAB	12	38,634	3,481	8%	42,127
BROWARD GENERAL MEDICAL CENTER-CLINICAL LAB	2	36,519	3,982	10%	40,503
MILLENNIUM PHYSICIAN GROUP	17	33,031	6,420	16%	39,468
NICKLAUS CHILDREN'S HOSPITAL	66	34,035	4,821	12%	38,922
FLORIDA HOSPITAL - TAMPA	37	35,758	3,119	8%	38,914
ADVENTIST HEALTH SYSTEMS SUNBELT INC DBA		34,886	4,008	10%	38,894
LEE HEALTH - CAPE CORAL HOSPITAL	3	32,447	5,396	14%	37,846
UNIVERSITY OF MIAMI HOSPITAL	124	33,400	3,511	9%	37,035
ORANGE COUNTY CONVENTION CENTER		33,330	3,695	10%	37,025
MIAMI DADE COUNTY☐		32,093	3,528	10%	35,621
UF HEALTH JACKSONVILLE	48	31,624	3,765	11%	35,437
DWIC OF TAMPA BAY INC		31,592	3,781	11%	35,373
WALGREENS	34	29,048	5,374	16%	34,456
ECCO LAB GROUP CO	496	29,290	4,538	13%	34,324
MINUTECLINIC LLC		27,624	5,052	15%	32,676
MEDFAST URGENT CARE CENTERS, LLC	19	26,510	4,097	13%	30,626
NORTH FLORIDA REGIONAL MEDICAL CENTER		26,612	3,290	11%	29,902
ST JOSEPHS HOSPITAL LABORATORY	23	25,733	3,420	12%	29,176
MOUNT SINAI MEDICAL CENTER	10	26,259	2,890	10%	29,159
JUPITER MEDICAL CENTER LAB	78	26,283	2,542	9%	28,903
BRANDON REGIONAL HOSPITAL		25,375	3,375	12%	28,750
STS LAB 2 LLC	6	25,993	1,316	5%	27,315
INTEGRATED REGIONAL LABORATORIES LLP	1	23,065	3,771	14%	26,837
JFK MEDICAL CENTER LAB	1	23,059	3,008	12%	26,068
PALMETTO GENERAL HOSPITAL LAB	3	21,491	4,440	17%	25,934
WATSON CLINIC LLP		20,451	4,792	19%	25,243
NIGHT LITE PEDIATRIC CENTER LLC		22,334	2,552	10%	24,886
GENESIS MEDICAL LABORATORY	310	20,319	3,939	16%	24,568
ACCESS DX LABORATORY	218	21,657	2,068	9%	23,943
HOLY CROSS HOSPITAL CLINICAL LAB	1	21,823	2,056	9%	23,880
MALABAR MEDICAL WALK IN CLINIC	1	19,864	3,964	17%	23,829
HEALTHLINK DIAGNOSTIC LABORATORIES	282	21,006	2,305	10%	23,593
AVENTUS BIO LABS	16	19,980	3,017	13%	23,013
MORTON PLANT HOSPITAL-ADLER INSTITUTE	26	19,925	2,366	11%	22,317
STATLAB_MOBILE	1	20,054	2,032	9%	22,087
PANCARE OF FLORIDA INC		19,694	2,374	11%	22,068

COVID-19: testing by laboratory

Data through Feb 17, 2021 verified as of Feb 18, 2021 at 09:25 AM

Data in this report are provisional and subject to change.

The numbers in the table below represent the number of Florida and non-Florida residents for whom test results were received by the Department of Health. A person can be tested by more than one laboratory and can have both positive and negative results. **Therefore, the sum of the numbers in each column will be larger than the total number of people tested.**

Reporting lab	Inconclusive	Negative	Positive	Percent positive	Total
LAB DIAGNOSTICS LLC	389	15,705	5,305	25%	21,399
NAPLES COMMUNITY HOSPITAL	71	19,302	2,001	9%	21,374
DRS CLACK SPENCER WHITE & MCCORMACK PA D/B/A		18,729	1,941	9%	20,670
ADVENT HEALTH - DAYTONA BEACH	32	18,890	1,658	8%	20,580
EXACT SCIENCES LABORATORIES		18,177	2,306	11%	20,483
PATIENTS FIRST LAKE ELLA MEDICAL CENTER PA		16,990	3,181	16%	20,171
SAINT MARY'S MEDICAL CENTER	24	17,927	2,119	11%	20,070
INFINITY BIOLOGIX LLC	54	18,735	818	4%	19,607
UNITED CLINICAL LABORATORY LLC	2	16,676	2,220	12%	18,898
CLEVELAND CLINIC HOSPITAL LAB	4	16,063	2,153	12%	18,220
BAYFRONT HEALTH - ST PETERSBURG	17	15,444	2,325	13%	17,786
HEALTH CENTER AT SINAI RESIDENCES		16,930	506	3%	17,436
CLEVELAND CLINIC TRADITION HOSPITAL		16,128	1,202	7%	17,330
OSCEOLA REGIONAL MEDICAL CENTER	1	15,033	2,198	13%	17,232
LEESBURG REGIONAL MEDICAL CENTER		15,084	2,101	12%	17,185
BIOCERNA LABS	461	14,582	2,112	12%	17,155
HOMESTEAD HOSPITAL CLINICAL LABORATORY	27	13,545	2,922	18%	16,494
MEMORIAL HOSPITAL JACKSONVILLE	8	13,690	2,672	16%	16,370
WELLINGTON REGIONAL MED CTR LAB	6	14,468	1,793	11%	16,267
NORTHWEST MEDICAL CENTER	1	13,569	1,927	12%	15,497
ORANGE PARK MEDICAL CENTER	9	12,849	2,555	17%	15,413
CLARITY LAB SOLUTIONS	88	13,572	1,711	11%	15,371
INDIAN RIVER PATHOLOGY LLC		13,988	1,207	8%	15,195
ACCESS MEDICAL LABORATORIES	4	7,861	7,298	48%	15,163
VISTA CLINICAL DIAGNOSTICS	481	12,779	1,657	11%	14,917
BETHESDA HOSPITAL EAST		13,469	1,388	9%	14,857
OAK HILL HOSPITAL		13,127	1,667	11%	14,794
DELRAY MEDICAL CENTER LAB	3	13,203	1,550	11%	14,756
INDIAN RIVER MEDICAL CENTER LAB		13,669	852	6%	14,521
WEST KENDALL BAPTIST HOSPITAL	12	11,713	2,773	19%	14,498
LAWNWOOD REGIONAL MEDICAL CENTER	1	12,389	2,011	14%	14,401
PRIVA PATH LABS	74	13,345	905	6%	14,324
MEMORIAL REGIONAL HOSPITAL CLINICAL LABORATORY	10	13,298	917	6%	14,225
BAPTIST HEALTHCARE - BAPTIST HOSPITAL	5	11,091	3,027	21%	14,123
LEE HEALTH - LEE MEMORIAL HOSPITAL		10,471	3,520	25%	13,991
BAPTIST HEALTH - SOUTH		12,785	1,150	8%	13,935
UHEALTH CORAL GABLES/LENNAR MED CTR	27	12,916	882	6%	13,825
LARGO MEDICAL CENTER		12,203	1,552	11%	13,755
WINTER HAVEN HOSPITAL CLINICAL LABORATORY	4	11,509	2,123	16%	13,636
NONA SCIENTIFIC	5	10,339	3,117	23%	13,461
THE HEALTHCARE DISTRICT OF PALM BEACH COUNTY	43	11,490	1,677	13%	13,210
WEST FLORIDA HOSPITAL LAB	1	10,297	2,901	22%	13,199
ADVENTHEALTH CENTRA CARE LAKE BUENA VISTA		11,632	1,500	11%	13,132
CARDIOPATH	84	11,332	1,664	13%	13,080
MEDICAL CENTER OF TRINITY CLINICAL LABORATORY	2	11,396	1,364	11%	12,762

COVID-19: testing by laboratory

Data through Feb 17, 2021 verified as of Feb 18, 2021 at 09:25 AM

Data in this report are provisional and subject to change.

The numbers in the table below represent the number of Florida and non-Florida residents for whom test results were received by the Department of Health. A person can be tested by more than one laboratory and can have both positive and negative results. **Therefore, the sum of the numbers in each column will be larger than the total number of people tested.**

Reporting lab	Inconclusive	Negative	Positive	Percent positive	Total
PALMS WEST HOSPITAL LAB	2	10,854	1,799	14%	12,655
GOOD SAMARITAN MEDICAL CENTER LAB	2	10,955	1,646	13%	12,603
WESTSIDE REGIONAL MED CTR	2	10,711	1,840	15%	12,553
ST ANTHONY'S HOSPITAL LAB	30	10,850	1,473	12%	12,353
MERCY HOSPITAL A CAMPUS OF PLANTATION GEN HOSP LAB	1	10,328	1,956	16%	12,285
LAKE CITY HM		11,147	988	8%	12,135
GULF COAST MEDICAL CENTER MICROLAB		9,433	2,638	22%	12,071
NEMOURS CHILDRENS HOSPITAL	1	11,371	686	6%	12,058
REGIONAL MEDCIAL CENTER BAYONET POINT	2	11,072	980	8%	12,054
MOLECULAR INFECTIOUS DISEASES	386	11,162	394	3%	11,942
FLORIDA HOSPITAL WATERMAN LABORATORY	70	10,997	861	7%	11,928
BINAXNOW	9	9,072	2,814	24%	11,895
THE VILLAGES REGIONAL HOSPITAL		10,591	1,212	10%	11,803
PWN HEALTH	17	9,626	2,069	18%	11,712
ST MARKS HOSPITAL LABORATORY B	78	10,627	1,002	9%	11,707
CAPITAL REGIONAL MEDICAL CTR		9,261	2,298	20%	11,559
GENOVA DIAGNOSTICS LABORATORY	60	10,332	1,002	9%	11,394
AVENTURA HOSPITAL LAB		9,220	2,170	19%	11,390
ST JOSEPHS HOSPITAL	18	9,865	1,488	13%	11,371
CORAL GABLES HOSPITAL CLINICAL LABORATORY		9,553	1,808	16%	11,361
HALIFAX MEDICAL CENTER LAB	37	9,620	1,693	15%	11,350
FLORIDA LABORATORY ANALYSIS		9,738	1,443	13%	11,181
WEST BOCA MEDICAL CENTER LAB		10,287	835	8%	11,122
BLAKE MEDICAL CENTER		9,700	1,399	13%	11,099
COAST DIAGNOSTICS LLC	45	9,817	1,181	11%	11,043
LEE HEALTH - HEALTH PARK MEDICAL CENTER		9,164	1,791	16%	10,955
PATHNOSTICS	41	8,575	2,334	21%	10,950
BAPTIST HEALTH SOUTH FLORIDA - WEST KENDALL URGENT CARE		9,186	1,756	16%	10,942
MANATEE MEMORIAL HOSPITAL		9,992	947	9%	10,939
LARKIN COMMUNITY HOSPITAL	10	9,461	1,446	13%	10,917
PALM BEACH GARDENS MEDICAL CTR LAB		9,680	1,066	10%	10,746
MEASE COUNTRYSIDE LAB	14	9,525	1,167	11%	10,706
LARKIN COMMUNITY HOSPITAL INC DBA CARDIOTROPIC		6,820	3,621	35%	10,441
MEDRITE MEDICAL CARE, PC	4,904	5,016	500	5%	10,420
PRECISION HEALTH RESOURCES LLC		9,650	657	6%	10,307
LAKE CITY MEDICAL CENTER		8,115	2,141	21%	10,256
VIKOR SCIENTIFIC	46	8,368	1,760	17%	10,174
FLORIDA HOSPITAL HEARTLAND MED CTR CLINICAL LAB	33	8,790	1,330	13%	10,153
ADVENT HEALTH - WESLEY CHAPEL	14	9,006	945	9%	9,965
SRQ DRIVE THROUGH		8,944	905	9%	9,849
PLANTATION GENERAL HOSPITAL		8,251	1,526	16%	9,777
PALM BEACH BALL PARK		8,605	1,008	10%	9,613
DOCTORS HOSPITAL	7	7,994	1,605	17%	9,606
AVECINA	17	8,883	698	7%	9,598
LEON MEDICAL CENTERS LLC		7,475	2,047	21%	9,522
P4 CLINICAL, LLC	196	8,372	949	10%	9,517
SARKIS CLINICAL TRIALS	25	8,261	1,226	13%	9,512

COVID-19: testing by laboratory

Data through Feb 17, 2021 verified as of Feb 18, 2021 at 09:25 AM

Data in this report are provisional and subject to change.

The numbers in the table below represent the number of Florida and non-Florida residents for whom test results were received by the Department of Health. A person can be tested by more than one laboratory and can have both positive and negative results. **Therefore, the sum of the numbers in each column will be larger than the total number of people tested.**

Reporting lab	Inconclusive	Negative	Positive	Percent positive	Total
FLORIDA MEDICAL CENTER - A CAMPUS OF NORTH SHORE	2	8,356	1,151	12%	9,509
AVECINA MEDICAL	4	6,201	3,256	34%	9,461
CENTRAL FLORIDA REGIONAL HOSPITAL		8,390	983	10%	9,373
AMERICAN FAMILY CARE		5,149	4,206	45%	9,355
LABSTAT LLC	3	8,906	432	5%	9,341
BOSTON HEART DIAGNOSTICS CORP		8,139	1,196	13%	9,335
NORTHSIDE HOSPITAL AND HEART INSTITUTE		8,307	956	10%	9,263
EXPRESS GENE MOLECULAR DIAGNOSTICS LABORATORY		7,835	1,368	15%	9,203
NATIONWIDE LABORATORY SERVICES INC	303	7,622	1,209	13%	9,134
CORAL SPRINGS MED CTR		8,218	888	10%	9,106
CERNERELR_BAYCARE	43	8,320	616	7%	8,979
FLORIDA HOSPITAL DELAND	10	7,809	1,145	13%	8,964
NCF DIAGNOSTICS & DNA TECHNOLOGIES LAB	151	8,208	477	5%	8,836
ADVENTHEALTH CENTRA CARE WATERFORD LAKES		7,327	1,463	17%	8,790
INFORM DIAGNOSTICS, INC		8,269	492	6%	8,761
BAPTIST HEALTH SOUTH FLORIDA - COUNTRY WALK URGENT CARE		7,051	1,483	17%	8,534
FLORIDA HOSPITAL FLAGLER	29	7,735	744	9%	8,508
OCALA REGIONAL MEDICAL CENTER		7,301	1,127	13%	8,428
CernerELR_Advent		7,223	1,165	14%	8,388
WEST PALM HOSPITAL LAB		7,664	682	8%	8,346
BROWARD HEALTH NORTH CLINICAL LABORATORY		7,388	954	11%	8,342
NORTH SHORE MEDICAL CENTER		6,903	1,415	17%	8,318
AVECINA MEDICAL OAKLEAF	3	6,977	1,330	16%	8,310
MEDARBOR DIAGNOSTICS	1	7,198	1,102	13%	8,301
SYNERGY DIAGNOSTIC LABORATORY	93	7,297	881	11%	8,271
FLORIDA HOSPITAL ZEPHYRHILLS	10	7,320	887	11%	8,217
CERNERELR_BAPTISTMIAMI	31	7,313	862	11%	8,206
LEE HEALTH - GULF COAST MEDICAL CENTER	2	6,463	1,674	21%	8,139
ADVENTHEALTH CENTRA CARE ST CLOUD	1	6,973	1,124	14%	8,098
FLORIDA HOSPITAL OF CARROLLWOOD	23	6,918	1,131	14%	8,072
ALL CHILDREN'S HOSPITAL		7,507	553	7%	8,060
SOUTH BAY HOSPITAL CLINICAL LAB	1	6,963	849	11%	7,813
CLEVELAND CLINIC MARTIN SOUTH HOSPITAL	1	6,894	857	11%	7,752
NCH NORTH NAPLES HOSPITAL LAB	15	6,733	830	11%	7,578
KD MEDICAL CHOICE LLC	5	6,841	715	9%	7,561
BAPTIST HEALTH - BEACHES		6,942	617	8%	7,559
SYNERGY LABORATORIES	7	6,509	1,018	14%	7,534
HEALTHQUEST ESOTERICS		6,155	1,328	18%	7,483
BAPTIST HEALTH SOUTH FLORIDA - MIAMI LAKES URGENT CARE		5,882	1,601	21%	7,483
POINCIANA MEDICAL CENTER		5,776	1,657	22%	7,433
MEMORIAL HOSPITAL WEST LABORATORY SERVICES	14	6,733	679	9%	7,426
LABS ASAP LLC		6,696	717	10%	7,413
SANTA ROSA MEDICAL CENTER		6,019	1,348	18%	7,367
BAYCARE COMMUNITY HEALTH		7,154	186	3%	7,340
H LEE MOFFITT CANCER CENTER LABORATORY	1	7,117	211	3%	7,329
ISPM LABS, LLC DBA CAPSTONE DIAGNOSTICS, LLC		6,949	377	5%	7,326
FULGENT DIAGNOSTICS	107	6,559	504	7%	7,170

COVID-19: testing by laboratory

Data through Feb 17, 2021 verified as of Feb 18, 2021 at 09:25 AM

Data in this report are provisional and subject to change.

The numbers in the table below represent the number of Florida and non-Florida residents for whom test results were received by the Department of Health. A person can be tested by more than one laboratory and can have both positive and negative results. **Therefore, the sum of the numbers in each column will be larger than the total number of people tested.**

Reporting lab	Inconclusive	Negative	Positive	Percent positive	Total
ANNE BATES LEACH EYE HOSPITAL/ ABLEH MICROBIOLOGY LABORATORY	7	7,058	104	1%	7,169
WEST MARION COMMUNITY HOSPITAL LAB		5,942	1,216	17%	7,158
MEMORIAL HOSPITAL MICRO		6,653	490	7%	7,143
CLEVELAND CLINIC MARTIN NORTH HOSPITAL		6,266	825	12%	7,091
ARCPPOINT LABS OF FORT MYERS	4	6,175	875	12%	7,054
INFINITY BIOLOGIX LLC (GINKO BIOWORKS)	22	6,826	196	3%	7,044
MORTON PLANT-MEASE	5	6,328	656	9%	6,989
LAKEWOOD RANCH MEDICAL CENTER		6,341	551	8%	6,892
ST LUCIE MEDICAL CENTER		5,545	1,346	20%	6,891
FLORIDA HOSPITAL FISH MEMORIAL	19	5,787	1,014	15%	6,820
LUMINUS DIAGNOSTICS		6,265	552	8%	6,817
GENE BY GENE, GENOMICS RESEARCH CENTER LAB	44	6,379	377	6%	6,800
ADVENTHEALTH CENTRA CARE UNIVERSITY	1	5,882	752	11%	6,635
ADVENTHEALTH CENTRA CARE CLERMONT		5,659	964	15%	6,623
BAPTIST HEALTH SOUTH FLORIDA - WESTCHESTER URGENT CARE		5,434	1,184	18%	6,618
VISTA CLINICAL	8	3,861	2,710	41%	6,579
ADVENTHEALTH CENTRA CARE WINTER GARDEN	1	5,775	705	11%	6,481
AVERO DIAGNOSTICS - IRVING	11	6,010	459	7%	6,480
ADVENTHEALTH CENTRA CARE WINTER PARK		5,842	637	10%	6,479
MEDEXPRESS URGENT CARE	2	4,399	2,071	32%	6,472
FLORIDA HOSPITAL OCALA		5,568	861	13%	6,429
HIALEAH HOSPITAL	4	4,933	1,408	22%	6,345
BAPTIST HEALTH SOUTH FLORIDA - DORAL URGENT CARE		5,029	1,260	20%	6,289
UNKNOWN	3	3,294	2,882	47%	6,179
ADVENTHEALTH CENTRA CARE DR PHILLIPS		5,603	564	9%	6,167
ADVENTHEALTH CENTRA CARE LAKELAND	1	5,352	810	13%	6,163
OVIDO MEDICAL CENTER		5,475	625	10%	6,100
ST JOSEPHS NORTH HOSPITAL LAB	7	5,202	842	14%	6,051
BAPTIST HEALTH - NASSAU		5,702	332	6%	6,034
HOLIDAY CVS LLC		5,740	273	5%	6,013
ADVENTHEALTH CENTRA CARE LEE ROAD		5,362	602	10%	5,964
IMPERIAL POINT MEDICAL CENTER		5,417	504	9%	5,921
ATLANTIS URGENT CARE	1	4,341	1,521	26%	5,863
BAYFRONT HEALTH - VENICE REGIONAL MEDICAL	1	5,338	505	9%	5,844
INDIAN RIVER MEDICAL CENTER		4,951	807	14%	5,758
ADVENTHEALTH CENTRA CARE HUNTERS CREEK	3	4,945	802	14%	5,750
BAYFRONT HEALTH - PORT CHARLOTTE		5,266	477	8%	5,743
FORT WALTON BEACH MEDICAL CENTER		4,872	857	15%	5,729
ST PETERSBURG GENERAL HOSPITAL		4,829	896	16%	5,725
SOLARIS DIAGNOSTICS	10	5,106	560	10%	5,676
EMERALD COAST URGENT CARE		4,286	1,356	24%	5,642
COMMUNITY HEALTH CENTERS OF PINELLAS INC		4,447	1,132	20%	5,579
ADVENTHEALTH CENTRA CARE SANFORD		4,920	634	11%	5,554
MEDEXPRESS URGENT CARE OF BOYNTON BEACH LLC		5,174	370	7%	5,544
ADVENTHEALTH CENTRA CARE MOUNT DORA		4,635	899	16%	5,534
ADVENTHEALTH CENTRA CARE LAKE MARY	2	4,771	711	13%	5,484
CLINICAL REFERENCE LABORATORY	2	5,187	269	5%	5,458

COVID-19: testing by laboratory

Data through Feb 17, 2021 verified as of Feb 18, 2021 at 09:25 AM

Data in this report are provisional and subject to change.

The numbers in the table below represent the number of Florida and non-Florida residents for whom test results were received by the Department of Health. A person can be tested by more than one laboratory and can have both positive and negative results. **Therefore, the sum of the numbers in each column will be larger than the total number of people tested.**

Reporting lab	Inconclusive	Negative	Positive	Percent positive	Total
BAPTIST HEALTH SOUTH FLORIDA - PEMBROKE PINES URGENT CARE		4,544	895	16%	5,439
ADVENTHEALTH CENTRA CARE KISSIMMEE		4,861	564	10%	5,425
TROPICANA FIELD - LOT 2	19	4,915	485	9%	5,419
NCH DOWNTOWN NAPLES HOSPITAL	12	4,816	560	10%	5,388
FLORIDA HOSPITAL NORTH PINELLAS	11	4,909	437	8%	5,357
SUNRISE MEDICAL LABORATORIES	2	4,975	366	7%	5,343
ADVENTHEALTH CENTRA CARE APOPKA	1	4,585	731	14%	5,317
SOUTH FLORIDA BAPTIST HOSPITAL MICRO	4	4,453	857	16%	5,314
SUNCOAST PATHOLOGY ASSOCIATES		4,835	451	9%	5,286
MARTIN HOSPITAL SOUTH LAB		4,966	283	5%	5,249
MEDEXPRESS URGENT CARE HUDSON		4,504	695	13%	5,199
EMPIRE CITY LABORATORIES INC	55	4,396	733	14%	5,184
ADVENTIST HEALTH SYSTEMS, SUNBELT INC		4,555	629	12%	5,184
PARAMOUNT URGENT CARE		2,614	2,549	49%	5,163
TRINITY SPRINGS		4,357	729	14%	5,086
DOCTORS URGENT CARE LLC	1	4,129	936	18%	5,066
ANGEL KIDS PEDIATRICS		4,745	303	6%	5,048
ADVENTHEALTH CENTRA CARE ALTAMONTE		4,405	620	12%	5,025
BAPTIST HEALTH SOUTH FLORIDA - CORAL SPRINGS URGENT CARE		4,296	699	14%	4,995
NCH NORTH NAPLES HOSPITAL	6	4,386	602	12%	4,994
PUTNAM COMMUNITY MEDICAL CENTER		4,323	668	13%	4,991
MEDICAL DNA LABS LLC	3	4,513	429	9%	4,945
MICROGEN DX	4	4,247	674	14%	4,925
NORTHWEST FLORIDA COMMUNITY HOSPITAL	30	3,514	1,359	28%	4,903
ACUTIS DIAGNOSTICS	17	3,915	963	20%	4,895
PRO CLINIC		3,791	1,016	21%	4,807
ADVENTHEALTH CENTRA CARE AZALEA PARK		4,090	694	15%	4,784
UNIVERSITY HOSPITAL AND MEDICAL CENTER		3,607	1,120	24%	4,727
EGLIN AIR FORCE BASE	12	3,298	1,373	29%	4,683
AHCC WESLEY CHAPEL		4,177	495	11%	4,672
BAPTIST HEALTH - NORTH		3,632	1,032	22%	4,664
ADVENTHEALTH CENTRA CARE OVIEDO		4,006	647	14%	4,653
ADVENTHEALTH EXPRESS CARE		3,777	872	19%	4,649
URGENT CARE CURE	2	3,975	666	14%	4,643
DOCTORS URGENT CARE OF LUTZ LLC	1	3,721	914	20%	4,636
NIGHT LITE PEDIATRICS	4	3,341	1,250	27%	4,595
COASTAL MED URGENT CARE		3,137	1,457	32%	4,594
ESCAMBIA COMMUNITY CLINICS INC	8	3,378	1,168	26%	4,554
MOFFITT CANCER CENTER	6	4,393	94	2%	4,493
PALMS OF PASADENA HOSPITAL		3,989	503	11%	4,492
BAPTIST HEALTH SOUTH FLORIDA - TAMiami TRAIL URGENT CARE		3,589	879	20%	4,468
ADVENTHEALTH CENTRA CARE SOUTH ORANGE		3,786	633	14%	4,419
THE CENTER FOR URGENT CARE	3	3,670	744	17%	4,417
MEDEXPRESS URGENT CARE - ESTERO		3,959	450	10%	4,409
BAPTIST HEALTH SOUTH FLORIDA - CORAL GABLES (UNIVERSITY) URGENT CARE		3,791	601	14%	4,392
ADVENTHEALTH CENTRA CARE LONGWOOD		3,875	515	12%	4,390
FLORIDA FAMILY LABORATORY, INC DBA	33	3,963	381	9%	4,377

COVID-19: testing by laboratory

Data through Feb 17, 2021 verified as of Feb 18, 2021 at 09:25 AM

Data in this report are provisional and subject to change.

The numbers in the table below represent the number of Florida and non-Florida residents for whom test results were received by the Department of Health. A person can be tested by more than one laboratory and can have both positive and negative results. **Therefore, the sum of the numbers in each column will be larger than the total number of people tested.**

Reporting lab	Inconclusive	Negative	Positive	Percent positive	Total
ADVENTHEALTH CENTRA CARE ORANGE LAKE		3,864	501	11%	4,365
WESTCHESTER HOSPITAL	23	3,487	841	19%	4,351
DOCTORS HOSPITAL OF SARASOTA CLINICAL LABORATORY		3,780	565	13%	4,345
MINUTECLINIC		3,730	605	14%	4,335
ADVENT HEALTH - HEART OF FLORIDA ER	1	3,697	627	14%	4,325
BAPTIST HEALTH SOUTH FLORIDA - KENDALE LAKES URGENT CARE		3,470	852	20%	4,322
ADVENTHEALTH CENTRA CARE PORT ORANGE		3,610	710	16%	4,320
MINUTECLINIC LLC #3703		3,606	711	16%	4,317
PEDIATRIC HEALTH CARE ALLIANCE PA		3,930	360	8%	4,290
URGENT CARE OF THE PALM BEACHES		3,483	783	18%	4,266
HEALTH FIRST ADVENTHEALTH CENTRA CARE GATEWAY	1	3,835	419	10%	4,255
MEASE DUNEDIN HOSPITAL	5	3,821	422	10%	4,248
RAULERSON HOSPITAL		3,497	750	18%	4,247
MEDEXPRESS URGENT CARE - ROYAL PALM BEACH		3,814	423	10%	4,237
BAPTIST HEALTH SOUTH FLORIDA - PINECREST URGENT CARE		3,659	577	14%	4,236
HEALTH FIRST ADVENTHEALTH CENTRA CARE TITUSVILLE		3,762	453	11%	4,215
QDX PATHOLOGY SERVICES	2	3,846	339	8%	4,187
FLORIDA COMMUNITY HEALTH CENTER		3,278	907	22%	4,185
LEE HEALTH CONVENIENT CARE - PAGE FIELD		3,628	549	13%	4,177
ADVENTHEALTH CENTRA CARE SAND LAKE		3,746	423	10%	4,169
BAPTIST HEALTH SOUTH FLORIDA - CORAL GABLES URGENT CARE		3,457	691	17%	4,148
ADVENTHEALTH CENTRA CARE LEESBURG		3,328	786	19%	4,114
MEDEXPRESS URGENT CARE PALM BEACH GARDENS		3,786	326	8%	4,112
TALLAHASSEE PRIMARY CARE ASSOCIATES		3,580	527	13%	4,107
MEDEXPRESS URGENT CARE - GOLDEN GATE		3,656	434	11%	4,090
NIGHT LITE PEDIATRICS URGENT CARE	1	3,414	638	16%	4,053
BAPTIST HEALTH SOUTH FLORIDA - PALMETTO BAY URGENT CARE		3,368	634	16%	4,002
PHYSICIANS REGIONAL MEDICAL CENTER - PINE RIDGE RD	1	3,265	732	18%	3,998
PALMS MEDICAL GROUP	5	2,787	1,183	30%	3,975
US BIOTEK LABORATORIES	14	3,544	362	9%	3,920
GENESIS DIAGNOSTICS		3,679	240	6%	3,919
BETHESDA HOSPITAL WEST		3,511	398	10%	3,909
PARAMOUNT URGENT CARE - WINDERMERE		2,530	1,378	35%	3,908
BAYFRONT HEALTH - SEVEN RIVERS		3,530	346	9%	3,876
ASCENSION SACRED HEART - EMERALD COAST		3,172	680	18%	3,852
LABORATORY OF FLORIDA LLC	40	3,522	279	7%	3,841
BAYA PHARMACY & URGENT CARE		2,796	1,040	27%	3,836
PREMIER URGENT CARE OF BREVARD LLC	3	3,310	483	13%	3,796
TWIN CITIES HOSPITAL	1	3,310	479	13%	3,790
MEDEXPRESS URGENT CARE - LAKELAND		3,329	434	12%	3,763
MEMORIAL HOSPITAL- MIRAMAR	12	3,450	292	8%	3,754
MEDCOMP SCIENCES LLC	64	1,890	1,712	47%	3,666
ADVENTHEALTH CENTRA CARE		3,266	394	11%	3,660
CLARITY LAB SOLUTIONS LLC		3,608	4	0%	3,612
ADVENTHEALTH PROMPT CARE	2	2,525	1,037	29%	3,564
DOCTORS TEST CENTERS		3,129	421	12%	3,550
BAYFRONT HEALTH - BROOKSVILLE		3,121	426	12%	3,547

COVID-19: testing by laboratory

Data through Feb 17, 2021 verified as of Feb 18, 2021 at 09:25 AM

Data in this report are provisional and subject to change.

The numbers in the table below represent the number of Florida and non-Florida residents for whom test results were received by the Department of Health. A person can be tested by more than one laboratory and can have both positive and negative results. **Therefore, the sum of the numbers in each column will be larger than the total number of people tested.**

Reporting lab	Inconclusive	Negative	Positive	Percent positive	Total
SIPARADIGM LLC	38	3,242	235	7%	3,515
ADVENTHEALTH CENTRA CARE COLONIAL TOWN	2	3,107	380	11%	3,489
BAPTIST HEALTH SOUTH FLORIDA - DAVIE URGENT CARE		2,876	600	17%	3,476
DESOTO MEMORIAL HOSPITAL	3	2,846	616	18%	3,465
ENGLEWOOD COMMUNITY HOSPITAL		3,095	324	9%	3,419
VENTURE MEDICAL OF FLORIDA LLC		3,163	250	7%	3,413
ACCU REFERENCE MEDICAL LAB	9	2,668	734	22%	3,411
LAKESIDE MEDICAL CENTER		2,633	748	22%	3,381
MIDWAY SPECIALTY CARE CENTER DIAGNOSTICS	38	3,106	236	7%	3,380
SPORTS DRUG TESTING LABORATORY	53	3,200	108	3%	3,361
BAYFRONT HEALTH - PUNTA GORDA		3,060	241	7%	3,301
BAPTIST HEALTH SOUTH FLORIDA - WESTON URGENT CARE		2,902	385	12%	3,287
AMELIA URGENT CARE		1,697	1,537	48%	3,234
MINUTECLINIC LLC # 0709		2,738	478	15%	3,216
MINUTECLINIC LLC		2,721	472	15%	3,193
BARTOW REGIONAL MEDICAL CENTER	1	2,649	502	16%	3,152
MEDEXPRESS URGENT CARE CAPE CORAL		2,666	455	15%	3,121
BAPTIST HEALTH URGENT CARE AT SAWGRASS		2,570	498	16%	3,068
BAYFRONT HEALTH - SPRING HILL		2,784	281	9%	3,065
HIGHLANDS REGIONAL MEDICAL CENTER		2,361	701	23%	3,062
PRECISION HEALTH SOLUTIONS		2,892	166	5%	3,058
HEALTH FIRST ADVENTHEALTH CENTRA CARE COCOA		2,767	286	9%	3,053
MINUTECLINIC LLC #1067		2,646	395	13%	3,041
BAPTIST HEALTH SOUTH FLORIDA - BRICKELL URGENT CARE		2,513	517	17%	3,030
PHARMCO RX	2	2,771	228	8%	3,001
ADVENTIST HEALTH SYSTEMS SUNBELT IN DBA		2,677	305	10%	2,982
HOLIDAY CVS LLC DBA CVS PHARMACY #5154		2,901	77	3%	2,978
MINUTECLINIC LLC #8396		2,511	421	14%	2,932
WALGREEN CO	2	2,585	328	11%	2,915
VETERANS AFFAIRS MEDICAL CENTER - ORLANDO	1	1,343	1,568	54%	2,912
SELECT LABORATORIES - MARION COUNTY, FL LLC	5	2,599	295	10%	2,899
STONE CLINICAL LABORATORIES		2,790	96	3%	2,886
WALGREENS ORLANDO	3	2,523	340	12%	2,866
MEDEXPRESS URGENT CARE - DELAND		2,549	299	10%	2,848
BRASHEAR'S VITAL CARE CORP		2,215	606	21%	2,821
MEDEXPRESS URGENT CARE LEHIGH ACRES		2,439	360	13%	2,799
HEALTH FIRST ADVENTHEALTH CENTRA CARE MALABAR		2,509	286	10%	2,795
MEMORIAL HOSPITAL PEMBROKE	3	2,444	326	12%	2,773
BMCT Molecular Diagnostics Subsection		2,257	482	18%	2,739
MINUTECLINIC LLC #3631		2,307	427	16%	2,734
ADVENTHEALTH CENTRA CARE KIDS LAKE MARY		2,525	206	8%	2,731
QUICK CARE MED PL	2	2,153	575	21%	2,730
VERILY LIFE SCIENCES		2,699	24	1%	2,723
PRIMEHEALTH URGENT CARE INC		2,319	380	14%	2,699
CITRUS MEMORIAL HOSPITAL LABORATORY		2,248	446	17%	2,694
MINUTECLINIC LLC 5852		2,275	410	15%	2,685
ADVENT HEALTH CENTRA CARE -WINTER PARK KIDS URGENT CARE	4	2,430	237	9%	2,671

COVID-19: testing by laboratory

Data through Feb 17, 2021 verified as of Feb 18, 2021 at 09:25 AM

Data in this report are provisional and subject to change.

The numbers in the table below represent the number of Florida and non-Florida residents for whom test results were received by the Department of Health. A person can be tested by more than one laboratory and can have both positive and negative results. **Therefore, the sum of the numbers in each column will be larger than the total number of people tested.**

Reporting lab	Inconclusive	Negative	Positive	Percent positive	Total
MC DIAGNOSTIC OF CONNECTICUT, PC #2220		2,272	397	15%	2,669
EMERALD COAST URGENT CARE, LLC	1	1,968	659	25%	2,628
ALTRU DIAGNOSTICS INC	2	2,474	141	5%	2,617
ADVENT HEALTH - NEW SMYRNA		2,061	550	21%	2,611
MEDONE PLLC		1,958	635	24%	2,593
NXGEN MDX LLC	4	2,302	285	11%	2,591
MARINERS HOSPITAL		2,332	254	10%	2,586
ADVENT HEALTH - OCALA		2,124	447	17%	2,571
BAPTIST HEALTH - CLAY		2,198	372	14%	2,570
BAPTIST HEALTH EMERGENCY CENTER COUNTRY WALK	1	2,158	409	16%	2,568
MINUTE CLINIC LLC		2,192	342	13%	2,534
SCION LAB SERVICES LLC	23	2,315	188	7%	2,526
BAPTIST HEALTHCARE - GULF BREEZE HOSPITAL	3	2,079	437	17%	2,519
ACCESS POINT HEALTHCARE URGENT & PRIMARY CARE	2	1,889	625	25%	2,516
MINUTECLINIC LLC #5249		1,984	529	21%	2,513
MINUTECLINIC LLC #3463		2,084	416	17%	2,500
GESSLER CLINIC	2	1,659	838	34%	2,499
PARAMOUNT URGENT CARE - ORLANDO		1,609	862	35%	2,471
HOLMES REG MED CENTER CLINICAL LAB		2,108	359	15%	2,467
EMERALD COAST URGENT CARE LLC		1,804	653	27%	2,457
MEDEXPRESS FORT MYERS		2,128	299	12%	2,427
MINUTECLINIC LLC #5253		2,008	418	17%	2,426
PARAMOUNT URGENT CARE INC		801	1,623	67%	2,424
BAPTIST HEALTH - OAKLEAF		1,987	427	18%	2,414
PARAMOUNT URGENT CARE - OVIEDO		1,643	765	32%	2,408
PROHEALTH	3	916	1,479	62%	2,398
SACRED HEART HEALTH SYSTEM, INC	1	1,553	808	34%	2,362
CARENOW URGENT CARE		1,354	985	42%	2,339
BAPTIST HEALTH SOUTH FLORIDA - MIAMI BEACH URGENT CARE		1,992	339	15%	2,331
PHYSICIANS STAT LAB	3	1,066	1,258	54%	2,327
MEDEXPRESS URGENT CARE CORAL SPRINGS		2,089	234	10%	2,323
MEDEXPRESS URGENT CARE - VERO BEACH		2,015	300	13%	2,315
COMMUNITY HEALTH NORTHWEST FLORIDA	4	1,764	547	24%	2,315
LEE HEALTH - COCONUT POINT CLINICAL LAB	2	1,872	433	19%	2,307
PHYSICIAN ASSOCIATES		2,067	237	10%	2,304
MINUTECLINIC LLC #4415		1,925	376	16%	2,301
BLUE MED CONSULTANTS		2,164	90	4%	2,254
PRIMEHEALTH URGENT CARE	1	1,865	360	16%	2,226
PHYSICIANS REGIONAL MEDICAL CENTER - COLLIER BLVD	1	1,526	691	31%	2,218
MINUTECLINIC LLC #5190		1,825	390	18%	2,215
MINUTECLINIC LLC #5854		1,859	352	16%	2,211
MEDEXPRESS URGENT CARE - CLEWISTON		1,839	355	16%	2,194
ADVENTHEALTH CENTRA CARE CONWAY		1,843	337	15%	2,180
LOWER KEYS MEDICAL CENTER		1,891	245	11%	2,136
DONALD W ROBERTSON DO PA		1,641	481	23%	2,122
FLORIDA MEDICAL CLINIC	3	988	1,084	52%	2,075
BAY MEDICAL CENTER SACRED HEART HEALTH SYSTEM		1,535	521	25%	2,056

COVID-19: testing by laboratory

Data through Feb 17, 2021 verified as of Feb 18, 2021 at 09:25 AM

Data in this report are provisional and subject to change.

The numbers in the table below represent the number of Florida and non-Florida residents for whom test results were received by the Department of Health. A person can be tested by more than one laboratory and can have both positive and negative results. **Therefore, the sum of the numbers in each column will be larger than the total number of people tested.**

Reporting lab	Inconclusive	Negative	Positive	Percent positive	Total
MARION E FETHER MEDICAL CENTER, THE		1,875	174	8%	2,049
ASSOCIATED PATHOLOGISTS, LLC	3	1,669	367	18%	2,039
MINUTECLINIC LLC #7886		1,748	289	14%	2,037
DR G'S URGENT CARE		1,765	266	13%	2,031
AMELIA EXPRESS CARE LLC	10	1,722	294	15%	2,026
TAMPA COMMUNITY HOSPITAL		1,702	311	15%	2,013
DYNIX DIAGNOSTIX		1,675	334	17%	2,009
MINUTECLINIC LLC #3662		1,701	293	15%	1,994
ASCENSION SACRED HEART - GULF		1,463	496	25%	1,959
MEDEXPRESS URGENT CARE BOCA RATON		1,793	162	8%	1,955
WELLINGTON REGIONAL MEDICAL CENTER		1,760	193	10%	1,953
DOC SMILEY'S URGENT CARE		1,706	247	13%	1,953
FLOWERS HOSPITAL		1,747	188	10%	1,935
UNIVERSITY OF NORTH FLORIDA STUDENT HEALTH		1,871	63	3%	1,934
MINUTECLINIC LLC #5214		1,657	277	14%	1,934
PATIENTS FIRST - THOMASVILLE ROAD		1,698	227	12%	1,925
MINUTECLINIC, LLC #4015		1,450	473	25%	1,923
MINUTECLINIC LLC #7887		1,699	207	11%	1,906
MINUTECLINIC LLC #1771		1,591	306	16%	1,897
ADVENT HEALTH - DADE CITY		1,652	241	13%	1,893
MINUTECLINIC LLC # 0514		1,657	235	12%	1,892
MEDFAST URGENT CARE CENTERS LLC		563	1,323	70%	1,886
GENUS3		1,803	71	4%	1,874
MINUTECLINIC LLC #4458		1,498	374	20%	1,872
MINUTECLINIC LLC # 3930		1,586	281	15%	1,867
MINUTECLINIC LLC #5069		1,533	334	18%	1,867
INTELEX LABS, LLC		1,781	57	3%	1,838
MEDEXPRESS PORT CHARLOTTE		1,665	165	9%	1,830
MINUTECLINIC LLC #1055		1,444	381	21%	1,825
BOND URGENT CARE LLC		1,346	477	26%	1,823
MINUTECLINIC LLC #3814		1,505	305	17%	1,810
MINUTECLINIC LLC #3705		1,559	240	13%	1,799
PARRISH MEDICAL CENTER	1	1,563	229	13%	1,793
MINUTECLINIC LLC # 3686		1,519	256	14%	1,775
MINUTECLINIC LLC #3003		1,408	364	21%	1,772
MINUTECLINIC LLC #7225		1,523	246	14%	1,769
CHARLES AIESI CONSULTING INC	8	1,548	209	12%	1,765
JACKSON HOSPITAL CLINICAL LABORATORY		1,477	272	16%	1,749
MINUTECLINIC LLC #7973		1,492	229	13%	1,721
MINUTECLINIC, LLC #3204		1,417	299	17%	1,716
MARTIN HEALTH SYSTEM - ST LUCIE WEST		1,546	167	10%	1,713
MINUTECLINIC LLC #3291		1,493	217	13%	1,710
Community_Health		1,505	199	12%	1,704
NCH NORTHEAST	7	1,310	384	23%	1,701
JW PLASTIC SURGERY		1,449	244	14%	1,693
IGENOMIX USA LLC	47	1,482	157	9%	1,686
BARDMOOR LABORATORY	9	1,420	244	15%	1,673

COVID-19: testing by laboratory

Data through Feb 17, 2021 verified as of Feb 18, 2021 at 09:25 AM

Data in this report are provisional and subject to change.

The numbers in the table below represent the number of Florida and non-Florida residents for whom test results were received by the Department of Health. A person can be tested by more than one laboratory and can have both positive and negative results. **Therefore, the sum of the numbers in each column will be larger than the total number of people tested.**

Reporting lab	Inconclusive	Negative	Positive	Percent positive	Total
WHOLE FAMILY HEALTH CENTER INC		1,367	305	18%	1,672
MINUTECLINIC LLC #7173		1,455	215	13%	1,670
NCHMD INC		1,382	283	17%	1,665
SPARROW HEALTHCARE	2	1,411	250	15%	1,663
EMERGENCY PHYSICIANS MEDICAL CENTER		669	994	60%	1,663
AFC PHYSICIANS OF FLORIDA		1,225	437	26%	1,662
DOC SMILEYS URGENT CARE LLC		1,352	309	19%	1,661
MINUTECLINIC, LLC (CLINIC 10699)		1,412	241	15%	1,653
MINUTECLINIC LLC #3257		1,361	286	17%	1,647
NORTH SHORE LONG ISLAND JEWISH HEALTH	1	1,554	80	5%	1,635
LAKE WALES MEDICAL CENTER INC		1,403	216	13%	1,619
PENSACOLA PEDIATRICS PA	1	1,450	161	10%	1,612
MINUTECLINIC LLC # 7933		1,398	205	13%	1,603
MINI ER WATERFORD LAKES, THE		1,355	241	15%	1,596
MEDIQUICK URGENT CARE CENTERS INC		1,112	480	30%	1,592
OPTEO LABORATORY		1,555	34	2%	1,589
MINUTECLINIC LLC #3748		1,263	316	20%	1,579
NEIGHBORHOOD MEDICAL CENTER INC	17	1,389	171	11%	1,577
MINUTECLINIC, LLC #5817		1,289	288	18%	1,577
AMERICAN RESEARCH LABS		1,352	217	14%	1,569
MELBOURNE MEDICAL LABORATORY	2	1,365	202	13%	1,569
ELLENTON URGENT CARE		1,332	234	15%	1,566
LABTECH DIAGNOSTIC		1,279	281	18%	1,560
MINUTECLINIC LLC #5216		1,321	238	15%	1,559
CAREFAST+		868	690	44%	1,558
SHELL POINT NURSING PAVILION	1	1,487	70	4%	1,558
MINUTECLINIC LLC #4024		1,318	232	15%	1,550
JUPITER MEDICAL CENTER URGENT CARE		1,145	401	26%	1,546
LABORATORY SPECIALISTS OF MICHIGAN		1,283	262	17%	1,545
KEYS AHEC SCHOOL MEDICAL CLINIC	7	1,437	98	6%	1,542
MINUTECLINIC LLC #3654		1,259	281	18%	1,540
MINUTECLINIC LLC #4612		1,202	335	22%	1,537
MINUTECLINIC LLC #5924		1,282	252	16%	1,534
GENESIS LABORATORY MANAGEMENT	11	1,295	225	15%	1,531
ASSURANCE SCIENTIFIC LABORATORIES	1	1,245	281	18%	1,527
MINUTECLINIC LLC #3285		1,314	209	14%	1,523
MINUTECLINIC LLC #3255		1,278	237	16%	1,515
MINUTECLINIC LLC #3635		1,310	195	13%	1,505
MINUTECLINIC LLC #3648		1,199	295	20%	1,494
ADVANCE MEDICAL OF NAPLES		326	1,121	77%	1,447
BAPTIST HEALTH SOUTH FLORIDA - COUNTRY WALK URGENT CARE EXPRESS		1,226	215	15%	1,441
BAYFRONT HEALTH - CITRUS HILLS		1,233	206	14%	1,439
UHEALTH DEERFIELD BEACH/UMSYLVESTER DEERFIELD BEACH LABORATORY	3	1,380	55	4%	1,438
MINUTECLINIC LLC #1821		1,282	153	11%	1,435
MINUTECLINIC LLC #4201		1,254	177	12%	1,431
MINUTECLINIC LLC # 3579		1,228	201	14%	1,429
BIOCERNA LLC	9	1,248	164	12%	1,421

COVID-19: testing by laboratory

Data through Feb 17, 2021 verified as of Feb 18, 2021 at 09:25 AM

Data in this report are provisional and subject to change.

The numbers in the table below represent the number of Florida and non-Florida residents for whom test results were received by the Department of Health. A person can be tested by more than one laboratory and can have both positive and negative results. **Therefore, the sum of the numbers in each column will be larger than the total number of people tested.**

Reporting lab	Inconclusive	Negative	Positive	Percent positive	Total
PATIENTS CHOICE LABORATORIES		829	589	42%	1,418
MINUTECLINIC LLC #1807		1,181	229	16%	1,410
BAPTIST HEALTH EMERGENCY CENTER AT WEST CORAL WAY		1,084	310	22%	1,394
COASTAL LABORATORIES	1	1,094	283	21%	1,378
PHYSICIANS PRIMARY CARE	2	1,164	208	15%	1,374
WHITE WILSON MEDICAL CENTER		165	1,208	88%	1,373
ASCENSION ST VINCENT'S - SOUTHSIDE		1,309	49	4%	1,358
ARCPOINT LABS		809	537	40%	1,346
BAPTIST HEALTH SOUTH FLORIDA - KEY BISCANE URGENT CARE EXPRESS		1,177	164	12%	1,341
AFC PHYSICIANS OF FLORIDA PA		961	378	28%	1,339
BAYFRONTVENICEREGIONAL		1,236	76	6%	1,312
MEDEXPRESS URGENT CARE - JAX ATLANTIC BLVD		1,116	193	15%	1,309
HEALTH CARE DISTRICT OF PALM BEACH COUNTY	1	1,131	169	13%	1,301
TEMPUS CLINICAL LABORATORY	10	1,147	144	11%	1,301
AMELIA EXPRESS CARE		710	586	45%	1,296
ED FRASER MEMORIAL HOSPITAL		1,055	241	19%	1,296
ADVENTHEALTH CENTRA CARE WINTER HAVEN	1	684	610	47%	1,295
LITTLE PINE PEDIATRICS		1,038	253	20%	1,291
OPTUM LABS LLC		1,136	154	12%	1,290
MINUTECLINIC LLC #476		1,093	189	15%	1,282
UNIVERSITY OF ALABAMA AT BIRMINGHAM		1,244	34	3%	1,278
BAPTIST HEALTHCARE - JAY HOSPITAL	1	914	355	28%	1,270
PROJECT HEALTH, INC SUMTERVILLE	5	1,033	224	18%	1,262
TREASURE COAST MEDICAL ASSOCIATES INC		747	513	41%	1,260
KETAMINE HEALTH CENTERS LLC		1,154	106	8%	1,260
SMA LAB	8	1,098	143	11%	1,249
NYU HOSPITALS CENTER CLINICAL LABORATORIES		1,209	40	3%	1,249
PEDIATRIC HEALTH CARE ALLIANCE - NORTHDAL		1,135	111	9%	1,246
MINUTECLINIC LLC #3637		955	290	23%	1,245
UHEALTH CLINIC AT WALGREENS		999	242	20%	1,241
MINUTECLINIC LLC #8381		1,041	181	15%	1,222
FLORIDA DEPARTMENT OF HEALTH IN POLK COUNTY	2	930	286	23%	1,218
CLINICORE		1,124	91	7%	1,215
VAVA PARTNERS LLC		440	773	64%	1,213
TOM LEE COMMUNITY HEALTH CENTER		806	406	33%	1,212
MINUTECLINIC LLC #1350		1,017	191	16%	1,208
JOHNS HOPKINS ALL CHILDREN'S HOSPITAL		1,124	78	6%	1,202
PARAMOUNT URGENT CARE VILLAGES		842	359	30%	1,201
ACCESS MEDICAL LABS		746	448	38%	1,194
PREMIER MEDICAL	1	1,097	94	8%	1,192
HOLIDAY CVS LLC DBA CVSPHARMACY #5155		1,138	51	4%	1,189
MINUTECLINIC, LLC #3245		929	248	21%	1,177
MINUTECLINIC LLC #3236		1,001	169	14%	1,170
MINUTECLINIC, LLC # 4469		970	176	15%	1,146
FIU-HEALTH AUXILIARY LABORATORY	6	1,054	77	7%	1,137
MINUTECLINIC LLC #6007		963	170	15%	1,133
CAPSTONE HEALTHCARE		802	329	29%	1,131

COVID-19: testing by laboratory

Data through Feb 17, 2021 verified as of Feb 18, 2021 at 09:25 AM

Data in this report are provisional and subject to change.

The numbers in the table below represent the number of Florida and non-Florida residents for whom test results were received by the Department of Health. A person can be tested by more than one laboratory and can have both positive and negative results. **Therefore, the sum of the numbers in each column will be larger than the total number of people tested.**

Reporting lab	Inconclusive	Negative	Positive	Percent positive	Total
STAGEZERO LIFE SCIENCES INC	3	1,028	99	9%	1,130
ST ANNES NURSING CENTER		1,107	23	2%	1,130
EPN URGENT CARE NAPLES	2	773	348	31%	1,123
VERITAS GENETICS	61	942	119	11%	1,122
NORTH FLORIDA PEDIATRICS-TALLAHASSEE	1	1,017	96	9%	1,114
LAB24 INC	3	436	667	60%	1,106
SOLARIS HEALTHCARE PALATKA		1,004	101	9%	1,105
XYZ LABORATORY	8	942	146	13%	1,096
MINUTECLINIC LLC #1815		936	152	14%	1,088
XPRESS URGENT CARE	4	919	159	15%	1,082
OPTUMCARE FLORIDA LLC		848	233	22%	1,081
ADVANCED MEDICAL OF NAPLES LLC		951	127	12%	1,078
CAREMED CLINIC LLC	1	818	256	24%	1,075
ADVANCED DIAGNOSTIC LABORATORY		1,027	47	4%	1,074
GENOME LLC	2	976	87	8%	1,065
RAINBOW RIVER MEDICAL LABORATORY		977	83	8%	1,060
PROFESSIONAL HEALTH EXAMINERS DBA PROHEALTH	1	853	202	19%	1,056
RIVER TOWN DIAGNOSTIC LLC		797	258	24%	1,055
COASTAL PEDIATRIC GROUP		912	142	13%	1,054
PALM HARBOR PHARMACY		907	142	14%	1,049
PARAMOUNT URGENT CARE - CLERMONT		686	359	34%	1,045
STEWART REFERENCE LABORATORY	1	595	437	42%	1,033
HENDRY REGIONAL MEDICAL CENTER CLINICAL LABORATORY		794	238	23%	1,032
NAPLES URGENT CARE	1	647	381	37%	1,029
ER QUICKCARE PL		866	155	15%	1,021
READY RESPONDERS FLORIDA, PLLC		878	139	14%	1,017
PALM BAY HOSPITAL CLINICAL LABORATORY		701	314	31%	1,015
EXACT SCIENCES LABORATORIES, LLC		866	145	14%	1,011
VERITOR		850	150	15%	1,000
PATIENTS FIRST LAKE ELLA MEDICAL CENTER		874	125	13%	999
FLAGLER HOSPITAL LABORATORY	8	36	949	96%	993
LAKELAND REGIONAL HEALTH - PWC/OB		36	954	96%	990
FIRST QUALITY LABORATORY		924	64	6%	988
GENEIQ		932	52	5%	984
PROHEALTH MEDICAL CLINIC		383	594	61%	977
PRIMARY CARE OF THE TREASURE COAST		851	125	13%	976
MINUTECLINIC LLC #5157		819	150	15%	969
NORTH FLORIDA PEDIATRICS - LAKE CITY		761	203	21%	964
ARCPOINT LABS OF CORAL SPRINGS FL		848	99	10%	947
CAREFAST MURABELLA		501	446	47%	947
LENCO MEDICAL LABORATORY		888	42	5%	930
ADDICTION LABS OF AMERICA	3	854	71	8%	928
VRL EUROFINIS - DALLAS		913	13	1%	926
APALACHEE CORRECTIONAL INSTITUTION EAST UNIT		907	18	2%	925
PROFESSIONAL HEALTH EXAMINERS		791	133	14%	924
GENE TOX WORLDWIDE	60	736	125	14%	921
MINUTECLINIC LLC #214		788	127	14%	915

COVID-19: testing by laboratory

Data through Feb 17, 2021 verified as of Feb 18, 2021 at 09:25 AM

Data in this report are provisional and subject to change.

The numbers in the table below represent the number of Florida and non-Florida residents for whom test results were received by the Department of Health. A person can be tested by more than one laboratory and can have both positive and negative results. **Therefore, the sum of the numbers in each column will be larger than the total number of people tested.**

Reporting lab	Inconclusive	Negative	Positive	Percent positive	Total
EUROFINS NTD, LLC		873	41	4%	914
HISTOPATHOLOGY SERVICES, LLC		810	101	11%	911
VRL EUROFINS		880	30	3%	910
FAST TRACK URGENT CARE CENTER		4	893	100%	897
MIAMI JEWISH HEALTH SYSTEMS		840	56	6%	896
INTEGRITY LABORATORIES, LLC	2	726	161	18%	889
MINUTECLINIC LLC #8927		740	146	16%	886
MINUTECLINIC, LLC DBA MINUTECLINIC #4717		838	36	4%	874
BROWNWOOD CARE CENTER		797	77	9%	874
TACACHALE CLINICAL LABORATORY	1	823	46	5%	870
STEWART ROCKLEDGE HOSPITAL		684	181	21%	865
PROJECT HEALTH INC	4	723	135	16%	862
THE HEALTH CENTER OF PLANT CITY		790	69	8%	859
MYTEST DIAGNOSTICS		792	61	7%	853
TYNDALL AIR FORCE BASE		652	196	23%	848
NORTH FLORIDA PEDIATRICS PA - SUWANNEE	3	723	118	14%	844
SUNRISE URGENT CARE ASSOCIATES LLC D/B/A	5	483	344	41%	832
MEDICAL CONSULTANTS OF FLORIDA, LLC	1	684	142	17%	827
MINUTECLINIC LLC #5187		712	113	14%	825
PHAROS HEALTH		628	196	24%	824
MINUTECLINIC LLC		718	103	13%	821
CVS HEALTH		585	234	29%	819
LPG COCONUT POINT		674	145	18%	819
LEE COUNTY EMERGENCY MEDICAL SERVICE		714	105	13%	819
COVANCE CLINICAL RESEARCH UNIT INC		795	23	3%	818
FLORIDA HOSPITAL ORLANDO		743	74	9%	817
MOLECULAR TESTING LABS		758	53	7%	811
UNIVERSITY OF WEST FLORIDA STUDENT HEALTH SERVICES	1	689	121	15%	811
ASCENSION ST VINCENT'S - CLAY		775	35	4%	810
C.W. BILL YOUNG VA MEDICAL CENTER	1	21	785	97%	807
ST PETERSBURG PEDIATRICS	1	722	81	10%	804
USF MORSANI CENTER FOR ADVANCED HEALTH CARE		707	95	12%	802
NITE LITE PEDIATRICS		234	563	71%	797
INTERLACHEN PEDIATRICS		763	32	4%	795
DEPARTMENT OF CLINICAL LABS		775	17	2%	792
BAPTIST HEALTH - MD ANDERSON CANCER CENTER		787	5	1%	792
PEDIATRICS OF CENTRAL FLORIDA PA	20	717	43	6%	780
CATALYST WALK IN CLINIC		617	162	21%	779
DYNIX DIAGNOSTICS	2	524	252	32%	778
COASTAL PHYSICIANS, LLC		620	152	20%	772
ADVENTHEALTH CENTRA CARE TRINITY		674	96	12%	770
Point of Care Testing	1	114	650	85%	765
FISHERMENS HOSPITAL CLINICAL LAB		696	68	9%	764
MACDILL AIR FORCE BASE		712	51	7%	763
GROWING TOGETHER PEDIATRICS LLC		709	53	7%	762
NONE		308	452	59%	760
NORTH OKALOOSA MEDICAL CENTER		439	315	42%	754

COVID-19: testing by laboratory

Data through Feb 17, 2021 verified as of Feb 18, 2021 at 09:25 AM

Data in this report are provisional and subject to change.

The numbers in the table below represent the number of Florida and non-Florida residents for whom test results were received by the Department of Health. A person can be tested by more than one laboratory and can have both positive and negative results. **Therefore, the sum of the numbers in each column will be larger than the total number of people tested.**

Reporting lab	Inconclusive	Negative	Positive	Percent positive	Total
NORTH FLORIDA PEDIATRICS PA	1	644	107	14%	752
NORTHEAST FLORIDA NEUROLOGY CLINICS, INC		633	113	15%	746
PRIMARY CARE SOUTH INC		398	340	46%	738
LAKELAND REGIONAL HEALTH PABLO		623	115	16%	738
VITAS HEALTHCARE CORPORATION OF FLA	1	732	4	1%	737
INTERLACHEN PEDIATRICS PA		703	33	4%	736
SANTA ROSA MEDICAL GROUP		575	157	21%	732
NORTH SHORE LIJ URGENT CARE PC		686	41	6%	727
ADVENT HEALTH LAB - ORLANDO		431	294	41%	725
Tampa Lakes Health and Rehabilitation Center	2	653	70	10%	725
MIDWAY SPECIATLY CARE CENTER		504	220	30%	724
CARENOW URGENT CARE – FORT PIERCE		461	262	36%	723
ABSOLUTE GENOMICS	1	570	147	20%	718
ANY LAB TEST NOW	1	476	237	33%	714
DISNEY COVID TEST SITE		703	11	2%	714
CONSULATE HEALTH CARE OF NEW PORT RICHEY	2	591	121	17%	714
CAPE CANAVERAL HOSPITAL		470	239	34%	709
PRIMARY CARE SERVICES AT INDIAN RIVER ESTATES		688	20	3%	708
KENDALL HEALTHCARE PROPERTIES DBA	2	676	27	4%	705
CRUCIAL CARE EMERGENCY MEDICINE DOCTORS		551	152	22%	703
SPECTOR SCIENTIFIC LAB	1	259	442	63%	702
EAST LAKE PEDIATRICS		603	99	14%	702
ORLANDO HEALTH AND REHAB CENTER		649	43	6%	692
REDI MED LLC		551	141	20%	692
PREMIER MEDICAL LABORATORY SERVICES	2	463	225	33%	690
CLINICAL PATHOLOGY LABS INC		619	69	10%	688
FAMILY HEALTH CENTERS OF SWF LABS	2	604	81	12%	687
HALIFAX MEDICAL CENTER-PORT ORANGE LAB		580	104	15%	684
Victoria Nursing and Rehabilitation Center		635	47	7%	682
JACKSONVILLE BEACH PEDIATRIC CARE CENTER□		624	58	9%	682
CREEKSIDE CARE CENTER	1	594	84	12%	679
CARE ONE OF FLORIDA LLC		453	223	33%	676
PALACE NURSING HOME & REHAB CENTER		640	36	5%	676
WILLOWBROOKE COURT AT EDGEWATER POINTE ESTATES		664	9	1%	673
MINI ER ADULT AND PEDIATRIC URGENT CARE		574	98	15%	672
CHILDRENS MEDICAL ASSOCIATION		608	63	9%	671
NCH HEALTHCARE SYSTEM MICROBIOLOGY LAB		2	668	100%	670
NCHMD, INC SOUTHEAST IMMEDIATE CARE		514	154	23%	668
VENICE REGIONAL MEDICAL CENTER		574	93	14%	667
ASAP LABS LLC	3	525	138	21%	666
LOOP PEDIATRICS PA	3	550	110	17%	663
SOLARIS HEALTHCARE CHARLOTTE HARBOR		614	47	7%	661
DOCTOR'S MEMORIAL HOSPITAL		503	158	24%	661
MEDICAL FP – WHOLE FAMILY HEALTH CENTER		540	120	18%	660
PALM GARDEN OF PORT SAINT LUCIE		652	8	1%	660
ADVENTHEALTH EXPRESS CARE AT WALGREENS		579	80	12%	659
LIFE CARE CENTER OF NEW PORT RICHEY		625	33	5%	658

COVID-19: testing by laboratory

Data through Feb 17, 2021 verified as of Feb 18, 2021 at 09:25 AM

Data in this report are provisional and subject to change.

The numbers in the table below represent the number of Florida and non-Florida residents for whom test results were received by the Department of Health. A person can be tested by more than one laboratory and can have both positive and negative results. **Therefore, the sum of the numbers in each column will be larger than the total number of people tested.**

Reporting lab	Inconclusive	Negative	Positive	Percent positive	Total
TREE HOUSE PEDIATRICS PLLC		591	66	10%	657
POINT OF CARE TESTING SITE		630	24	4%	654
BIO-TECH CLINICAL LABORATORIES INC		550	100	15%	650
MAVERICK LABS		459	188	29%	647
AMERICAN SCIENTIFIC LABORATORIES LLC		628	5	1%	633
MANOR PINES CONVALESCENT CENTER LLC	1	607	21	3%	629
PRIMARY CARE SERVICES AT ST ANDREWS ESTATES		628			628
CALHOUN LIBERTY HOSPITAL		477	151	24%	628
24 HOUR PEDIATIC CARE CENTER	1	574	47	8%	622
ETHOS WELLNESS PHARMACY		577	42	7%	619
WOODLANDS MEDICAL SPECIALISTS		372	247	40%	619
GULF COAST MOLECULAR LABORATORIES	12	503	101	16%	616
LIFE CARE CENTER OF ORANGE PARK		586	30	5%	616
MOUNT SINAI LABORATORY		587	29	5%	616
JOHN KNOX VILLAGE HEALTH CENTER		596	19	3%	615
Crestview Rehabilitation Center	5	484	126	20%	615
BOND AND STEELE CLINIC PA		428	184	30%	612
GULF COAST VILLAGE		581	30	5%	611
HOLY CROSS HOSPITAL		12	598	98%	610
GOLDEN GATE FAMILY CLINIC		180	430	70%	610
ADVENTHEALTH MEDICAL GROUP PROMPT CARE		435	173	28%	608
QUICK CARE MED		426	175	29%	601
PATIENTS FIRST - MAHAN DRIVE		164	435	73%	599
MID-FLORIDA PATHOLOGY		454	145	24%	599
MAIN STREET MEDICAL CENTER		127	471	79%	598
NORTH VISTA HOSPITAL LABORATORY		495	102	17%	597
VETERANS AFFAIRS MEDICAL CENTER - JAMES A HALEY			595	100%	595
ST JOHN'S NURSING CENTER		573	21	4%	594
AMERICAN MEDICAL RESPONSE		588	5	1%	593
HOLMES REGIONAL MEDICAL CENTER		5	585	99%	590
GOLDEN GLADES NURSING & REHABILITATION CTR		574	14	2%	588
BROOKDALE FORT MYERS CYPRESS LAKE		585	2	0%	587
TELESCOPE HEALTH LLC	3	478	105	18%	586
PALM GARDEN OF VERO BEACH		546	39	7%	585
THE PRESERVE		575	9	2%	584
CENTRAL FLORIDA HEALTH CARE INC		482	100	17%	582
VETERANS AFFAIRS MEDICAL CENTER	1	40	540	93%	581
LIFE CARE CENTER OF PENSACOLA		531	47	8%	578
FLAGLER COUNTY HEALTH DEPARTMENT	3	442	128	22%	573
MEDICAL VB		451	121	21%	572
PENSACOLA PEDIATRICS	1	350	221	39%	572
CLEWISTON NURSING AND REHABILITATION CENTER		558	11	2%	569
POINT WASHINGTON MEDICAL CLINIC	1	376	191	34%	568
FORT MYERS INTERNAL MEDICINE, LLC		512	56	10%	568
CONSULATE HEALTHCARE OF VERO BEACH	14	475	79	14%	568
TENNESSEE DOH - NASHVILLE	2	500	65	11%	567
SEBASTIAN RIVER MEDICAL CENTER	2	411	154	27%	567

COVID-19: testing by laboratory

Data through Feb 17, 2021 verified as of Feb 18, 2021 at 09:25 AM

Data in this report are provisional and subject to change.

The numbers in the table below represent the number of Florida and non-Florida residents for whom test results were received by the Department of Health. A person can be tested by more than one laboratory and can have both positive and negative results. **Therefore, the sum of the numbers in each column will be larger than the total number of people tested.**

Reporting lab	Inconclusive	Negative	Positive	Percent positive	Total
BROAD INSTITUTE CLINICAL SEQUENCING RESEARCH PLATFORM	1	540	25	4%	566
LIFE CARE CENTER OF HILLIARD		543	21	4%	564
EAST LAKE PEDIATRICS PA		509	54	10%	563
SPRING HILL HEALTH AND REHABILITATION CENTER		540	22	4%	562
HMA SANTA ROSA MEDICAL CENTER LLC DBA		440	122	22%	562
SHORELINE PHYSICIAN GROUP		342	215	39%	557
NORTH FLORIDA MEDICAL GROUP		426	131	24%	557
FLORIDA GULF COAST UNIVERSITY		380	176	32%	556
VIERA HOSPITAL, INC		430	126	23%	556
VITAS HEALTHCARE CORP OF CENTRAL FL		532	23	4%	555
ECCOLAB GROUP	1	146	408	74%	555
THERADOC		152	402	73%	554
NEMOURS CHILDERN'S HOSPITAL		453	98	18%	551
CYPRESS VILLAGE	1	525	24	4%	550
The Sands at South Beach		545	4	1%	549
EDEN SPRINGS NURSING AND REHAB CENTER		438	110	20%	548
VITAE DIAGNOSTICS		534	13	2%	547
J AND G MEDICAL GROUP LLC		453	92	17%	545
COASTAL URGENT CARE		428	116	21%	544
Signature HealthCare Center of Waterford		515	29	5%	544
MANOR CARE HEALTH SERVICES - FT MYERS		519	24	4%	543
CITY MEDICAL OF NEW JERSEY, PC		497	45	8%	542
NCF DIAGNOSTICS & DNA TECHNOLOGIES	15	208	318	59%	541
NSPIRE HEALTHCARE MIAMI LAKES	7	519	14	3%	540
DOCTORS CENTER,THE		429	110	20%	539
MANOR CARE NURSING CENTER OF SARASOTA FL LLC□		452	87	16%	539
SOUTHEAST ALABAMA MEDICAL CENT		488	49	9%	537
MOORINGS PARK INSTITUTE, INC, THE		511	25	5%	536
AFC URGENT CARE CLEARWATER	1	123	412	77%	536
AMERICAN FAMILY CARE PENSACOLA WEST		1	533	100%	534
CLARITY LABS		462	69	13%	531
VETERANS AFFAIRS MEDICAL CENTER - BAY PINES		18	513	97%	531
EMERALD SHORES HEALTH AND REHABILITATION		434	97	18%	531
ORANGE BLOSSOM FAMILY HEALTH		503	26	5%	529
MEDICAL CENTER CLINIC-IMMEDIATE CARE	1	423	104	20%	528
MED FAST URGENT CARE CENTER		260	268	51%	528
PEDIATRIC HEALTHCARE ALLIANCE PA		477	47	9%	524
EXPRESS URGENT CARE LLC		1	522	100%	523
DOH – INDIAN RIVER		448	73	14%	521
DAVITA LABORATORY		426	94	18%	520
BOCA GRANDE HEALTH CLINIC		495	25	5%	520
BALDOMERO LOPEZ STATE VETERANS NURSING HOME	2	514	3	1%	519
LAB DOCTOR		454	64	12%	518
EXPRESS PHARMACY		481	36	7%	517
VILLA MARIA NURSING & REHAB CENTER INC	1	504	11	2%	516
PALM GARDEN OF TAMPA		486	29	6%	515
PEBBLEBROOK PHARMACY		418	95	19%	513

COVID-19: testing by laboratory

Data through Feb 17, 2021 verified as of Feb 18, 2021 at 09:25 AM

Data in this report are provisional and subject to change.

The numbers in the table below represent the number of Florida and non-Florida residents for whom test results were received by the Department of Health. A person can be tested by more than one laboratory and can have both positive and negative results. **Therefore, the sum of the numbers in each column will be larger than the total number of people tested.**

Reporting lab	Inconclusive	Negative	Positive	Percent positive	Total
WILLOW BROOKE COURT AT INDIAN RIVER ESTATES		467	44	9%	511
MEDFAST URGENT CARE CENTERS		230	280	55%	510
GRAND COURT TAMPA		505	3	1%	508
MEDONE URGENT CARE AT ST. AUGUSTINE		133	375	74%	508
Plantation Bay Rehabilitation Center		484	23	5%	507
DIAMOND RIDGE HEALTH AND REHABILITATION		474	31	6%	505
NCH HEALTHCARE BONITA		379	124	25%	503
CONTINENTAL CLINICAL RESEARCH, LLC		476	26	5%	502
MAYFLOWER ASSISTED LIVING		495	6	1%	501
CLINICAL PATHOLOGY LABS		386	111	22%	497
JACKSON MEMORIAL PERDUE MEDICAL CENTER		473	24	5%	497
BUFFALO CROSSING HEALTHCARE & REHABILITATION CTR		477	15	3%	492
CLIFFORD CHESTER SIMS STATE VETERANS		481	11	2%	492
Fernandina Beach Rehabilitation and Nursing Center	1	472	18	4%	491
JACKSON MEMORIAL LONG TERM CARE CENTER		470	21	4%	491
ENZO CLINICAL LABS INC	3	464	23	5%	490
HEALTH CENTER AT BRENTWOOD	1	445	44	9%	490
NEW YORK HOSPITAL LABORATORIES	1	477	12	2%	490
BALDWIN PEDIATRICS	1	460	28	6%	489
VETERANS AFFAIRS MEDICAL CENTER - GAINESVILLE		3	485	99%	488
MEMORIAL PEMBROKE 24/7 CARE CENTER		369	119	24%	488
WATSON THERAPEUTICS INC		469	17	3%	486
VALENCIA HILLS HEALTH AND REHABILITATION CENTER		471	13	3%	484
SABAL PALMS HEALTH AND REHAB		432	50	10%	482
SUSANNA WESLEY HEALTH CENTER		444	36	8%	480
ST CLOUD REGIONAL MEDICAL CENTER CLINICAL LAB		394	86	18%	480
PEDIATRIC HEALTHCARE ALLIANCE		450	29	6%	479
RIVER GARDEN HEBREW HOME FOR THE AGED		425	54	11%	479
NORTH FLORIDA RETIREMENT VILLAGE		476	2	0%	478
SOLARIS HEALTHCARE LAKE CITY		382	96	20%	478
PHYSICIANS STAT LAB INC		405	71	15%	476
Southern Oaks Care Center	1	438	37	8%	476
HARBOUR HEALTH CENTER		461	14	3%	475
LAUDERDALE NURSING CENTER LLC	1	455	19	4%	475
FLORIDA DEPARTMENT OF HEALTH IN CALHOUN COUNTY		352	122	26%	474
ARCPOINTS LABS		409	65	14%	474
AMERICA'S PHARMACY LLC		418	53	11%	471
FOUNTAIN MANOR HEALTH AND REHAB CENTER	1	451	18	4%	470
PALM GARDEN OF JACKSONVILLE	2	388	79	17%	469
FLORIDA DEPARTMENT OF HEALTH CLAY COUNTY	1	372	96	20%	469
Good Samaritan Society Kissimmee Village		404	65	14%	469
MEDICAL CENTER OF DELTONA, INC		380	87	19%	467
NAVAL HOSPITAL - JACKSONVILLE		136	331	71%	467
PALMETTO FAMILY HEALTHCARE	1	295	171	37%	467
BAPTIST PRIMARY CARE	2	368	96	21%	466
HILLCREST HEALTH CARE & REHABILITATION CENTER	2	451	12	3%	465
CHILDRENS MEDICAL ASSOCIATION PA		409	53	11%	462

COVID-19: testing by laboratory

Data through Feb 17, 2021 verified as of Feb 18, 2021 at 09:25 AM

Data in this report are provisional and subject to change.

The numbers in the table below represent the number of Florida and non-Florida residents for whom test results were received by the Department of Health. A person can be tested by more than one laboratory and can have both positive and negative results. **Therefore, the sum of the numbers in each column will be larger than the total number of people tested.**

Reporting lab	Inconclusive	Negative	Positive	Percent positive	Total
Quest Diag Unspecifd	1	314	147	32%	462
BROOKDALE PALMER RANCH	1	404	57	12%	462
The Manor at Blue Water Bay		400	60	13%	460
RICARDO NAVARRO DO PA		391	69	15%	460
PHYSICIANS PRIMARY CARE LAB	1	396	62	14%	459
HEARTLAND PEDIATRICS OF LAKE WALES		411	48	10%	459
THE PALACE AT HOMESTEAD	1	439	19	4%	459
HARTS HARBOR HEALTH CARE CENTER		438	21	5%	459
CLARIDGE HOUSE NURSING CENTER		437	17	4%	454
FLO-MEDILAB SERVICES LLC		188	265	58%	453
MANOR OAKS NURSING & REHAB CENTER	4	447	2	0%	453
PARKLANDS FACILITY INC	4	405	42	9%	451
MANOR AT CARPENTERS		422	27	6%	449
WILLISTON CARE CENTER		392	57	13%	449
WEST GABLES HEALTH CARE CENTER		437	10	2%	447
HERON POINTE HEALTH AND REHABILITATION	1	443	3	1%	447
SHORE ACRES CARE CENTER		410	35	8%	445
DIAMOND RIDGE HEALTH AND REHABILITATION CENTER		422	22	5%	444
NORTH FLORIDA REHABILITATION & SPECIALTY CARE□		436	6	1%	442
PIONEER CLINICAL LAB LLC		363	78	18%	441
DXTERITY DIAGNOSTICS	1	414	24	5%	439
CITRUS NURSING CENTER LLC		396	43	10%	439
SANDBAY URGENT CARE		354	85	19%	439
SMA SPECIALTY MEDICAL LAB		117	321	73%	438
Q ANSWER LAB	1	381	55	13%	437
DBI HEALTH INC		421	15	3%	436
Solaris HealthCare Windermere		401	32	7%	433
BENTON PEDIATRICS INC		385	47	11%	432
NEW PLANT CITY FAMILY CARE	1	228	203	47%	432
HOPE HOSPICE AND COMMUNITY SERVICES INC	14	402	15	3%	431
EMERITUS AT NAPLES	2	428	1	0%	431
ORLANDO HEALTH CENTER FOR REHABILITATION		420	11	3%	431
AVECINA MEDICAL JULINGTON	1	240	189	44%	430
FLORIDA DEPT OF HEALTH IN BREVARD COUNTY	3	363	63	15%	429
ST ANDREWS BAY SKILLED NURSING &		369	60	14%	429
AFC URGENT CARE FAMILY CARE			427	100%	427
FIRST CHOICE PEDIATRICS		340	87	20%	427
MICHAEL A MIDDLETON MD PA□		412	15	4%	427
PALM GARDEN OF OCALA		330	96	23%	426
FLORIDA HOSPITAL WAUCHULA		296	130	31%	426
FAMILY HEALTH CENTERS OF SOUTHWEST FLORIDA INC		359	66	16%	425
APP-UNIPATH, LLC	2	406	15	4%	423
Colonial Lakes Health Care		384	38	9%	422
CARE ONE OF FLORIDA	1	283	136	32%	420
GARCIA CLINICAL LABORATORY		28	392	93%	420
SUWANNEE HEALTH AND REHABILITATION CENTER		414	5	1%	419
AFC URGENT CARE SEMINOLE			418	100%	418

COVID-19: testing by laboratory

Data through Feb 17, 2021 verified as of Feb 18, 2021 at 09:25 AM

Data in this report are provisional and subject to change.

The numbers in the table below represent the number of Florida and non-Florida residents for whom test results were received by the Department of Health. A person can be tested by more than one laboratory and can have both positive and negative results. **Therefore, the sum of the numbers in each column will be larger than the total number of people tested.**

Reporting lab	Inconclusive	Negative	Positive	Percent positive	Total
Bardmoor Oaks Healthcare and Rehabilitation Center		406	11	3%	417
PRO HEALTH		186	230	55%	416
NEW YORK PRESBYTERIAN - CUMC CLINICAL		399	17	4%	416
LEHIGH REGIONAL MEDICAL CENTER LAB		371	44	11%	415
VITAS LUTHERAN TOWERS INPATIENT PROGRAM		351	63	15%	414
CLINICAL ENTERPRISE, INC		393	20	5%	413
PALM GARDEN OF CLEARWATER		394	18	4%	412
LITTLE PINE PEDIATRICS PLLC	2	356	54	13%	412
THE PALACE MANAGEMENT - THE PALACE AT CORAL GABLES		407	3	1%	410
MINUTECLINIC LLC #3671		366	44	11%	410
ELLENTON PEDIATRICS		390	18	4%	408
TIDE LABORATORIES		362	43	11%	405
CARENOW	2	219	182	45%	403
BROWARD PARTNERSHIP	6	390	7	2%	403
SANTA ROSA CENTER FOR REHABILITATION AND HEALING		333	67	17%	400
CONSULATE HEALTH CARE OF BAYONET POINT	4	389	7	2%	400
ABBAY DELRAY		393	5	1%	398
BOND CLINIC PA PEDIATRICS DEPT		362	35	9%	397
RAINBOW PEDIATRIC CENTER PA		369	28	7%	397
CARITHERS PEDIATRIC GROUP		352	44	11%	396
BREVARD HEALTH ALLIANCE		166	229	58%	395
CHILDRENS CLINIC WEST FLORIDA PEDIATRICS		359	36	9%	395
FLORIDA HOSPITAL MEDICAL GROUP		256	139	35%	395
MINI ER AND URGENT CARE		289	105	27%	394
HEALTHY STEPS PEDIATRICS		349	45	11%	394
Ocala Health and Rehabilitation Center		372	21	5%	393
SIGNATURE HEALTHCARE OF BROOKWOOD GARDENS		387	6	2%	393
AFC URGENT CARE TYRONE		2	390	99%	392
SEMINOLE NURSING PAVILION		384	7	2%	391
SOLARIS HEALTHCARE MERRITT ISLAND		351	40	10%	391
SOLARIS HEALTHCARE OSCEOLA		367	22	6%	389
BARBER		13	376	97%	389
PALM GARDEN OF WINTER HAVEN	2	371	16	4%	389
PALMS OF SEBRING		352	34	9%	386
Cypress Cove Care Center		286	100	26%	386
ORCHARD PARK HEALTH & REHABILITATION		381	5	1%	386
MEDIPATH		19	366	95%	385
STARKE FAMILY MEDICAL CENTER		299	86	22%	385
BROOKSVILLE HEALTHCARE CENTER LLC		372	12	3%	384
INDIAN RIVER CTR, LLC		337	46	12%	383
RUSKIN HEALTH CENTER		247	132	35%	379
BAYA PHARMACY WEST		8	368	98%	376
TREASURE COAST COMMUNITY HEALTH	3	318	55	15%	376
Solaris Healthcare Daytona	2	327	46	12%	375
Timberridge Center for Rehabilitation and Healing		344	31	8%	375
MEDSCAN LABORATORY INC	1	163	211	56%	375
BROOKDALE PADDOCK HILLS	2	371	2	1%	375

COVID-19: testing by laboratory

Data through Feb 17, 2021 verified as of Feb 18, 2021 at 09:25 AM

Data in this report are provisional and subject to change.

The numbers in the table below represent the number of Florida and non-Florida residents for whom test results were received by the Department of Health. A person can be tested by more than one laboratory and can have both positive and negative results. **Therefore, the sum of the numbers in each column will be larger than the total number of people tested.**

Reporting lab	Inconclusive	Negative	Positive	Percent positive	Total
HENDRY REGIONAL MEDICAL CENTER		107	264	71%	371
MEDONE URGENT CARE CENTER		149	222	60%	371
URGENT CARE BETHESDA	1	318	52	14%	371
UR MEDICINE LABS- CENTRAL LABORATORY		348	22	6%	370
ADVENT HEALTH - TAMPA		148	220	60%	368
TIDEWELL HOSPICE INC	1	359	7	2%	367
FLORIDA DEPARTMENT OF HEALTH		326	40	11%	366
FAIR HAVENS CENTER, OPCO		360	6	2%	366
CORE DIAGNOSTIC LABORATORIES LLC		249	117	32%	366
Stacey Health Care Centers Inc. dba Riverside Care Center		336	29	8%	365
UNIVERSITY OF TAMPA INC, THE		361	4	1%	365
GOOD SAMARITAN CENTER		362	2	1%	364
CLERMONT HEALTH AND REHABILITATION CENTER		332	32	9%	364
INFORM DIAGNOSTICS		353	9	2%	362
MINUTECLINIC LLC, #10357		361	1	0%	362
Manatee Springs Rehabilitation and Nursing Center		341	20	6%	361
ADVENTHEALTH EXPRESS CARE AT		292	68	19%	360
LIFEBRITE	1	167	191	53%	359
Darcy Hall Of Life Care		352	7	2%	359
SUNSHINE URGENT CARE LLC		214	142	40%	356
SOLARIS HEALTHCARE BAYONET POINT		338	16	5%	354
Bayside Care Center	1	331	20	6%	352
MY CLINICAL LAB		224	128	36%	352
FLORIDA DEPARTMENT OF HEALTH IN LIBERTY COUNTY	2	256	94	27%	352
FAMILY CARE PARTNERS OF NORTHEAST FLORIDA LLC		280	72	20%	352
SANFORD LABORATORIES		325	26	7%	351
BAYSHORE DIAGNOSTICS		309	41	12%	350
VILLAGE AT VIENNA SQUARE,THE	6	329	14	4%	349
NAPLES CHILDREN'S URGENT CARE		299	50	14%	349
AMEERAH LABS, LLC	2	266	81	23%	349
SIPARADIGM, DIAGNOSTIC INFORMATICS		273	76	22%	349
VETERANS AFFAIRS MEDICAL CENTER - LAKE CITY		52	296	85%	348
LIFE CARE PONTE VEDRA INC		340	8	2%	348
BLOUNTSTOWN REHABILITATION CENTER LLC		242	106	30%	348
MANORCARE HEALTH SERVICES - VENICE		292	55	16%	347
HAINES CITY REHABILITATION AND NURSING CENTER		323	24	7%	347
solaris Healthcare Parkway	2	327	17	5%	346
AFC URGENT CARE		67	279	81%	346
TRENTON MEDICAL CENTER INC DBA PALMS MEDICAL GROUP	4	248	93	27%	345
Destin Healthcare and Rehabilitation Center	1	306	37	11%	344
EPN URGENT CARE		44	300	87%	344
HEALTH CENTRAL PARK		275	66	19%	341
ADVENT HEALTH CENTRA CARE - PALM COAST		80	261	77%	341
CORAL BAY HEALTHCARE AND REHABILITATION	1	328	12	4%	341
HEALTH DESIGNS		328	13	4%	341
Life Care Center of Ocala		279	61	18%	340
PALMETTO SUBACUTE CARE CENTER		329	11	3%	340

COVID-19: testing by laboratory

Data through Feb 17, 2021 verified as of Feb 18, 2021 at 09:25 AM

Data in this report are provisional and subject to change.

The numbers in the table below represent the number of Florida and non-Florida residents for whom test results were received by the Department of Health. A person can be tested by more than one laboratory and can have both positive and negative results. **Therefore, the sum of the numbers in each column will be larger than the total number of people tested.**

Reporting lab	Inconclusive	Negative	Positive	Percent positive	Total
VITAS HEALTHCARE CORPORATION		335	5	1%	340
LIFE CARE CENTER OF PALM BAY□		315	25	7%	340
USAFSAM/PHE		174	165	49%	339
SELECT REFERENCE LABORATORIES, LLC	1	326	12	4%	339
DIAGNOSTIC & CLINICAL CARE SERVICES INC DBA		266	71	21%	337
VILLAGE DOCTORS OF KEYSTONE		257	80	24%	337
ANCIENT CITY PEDIATRICS		323	14	4%	337
MOOSEHAVEN HEALTH CENTER		300	36	11%	336
FG RAPID RESULTS	2	116	216	65%	334
PALM GARDEN OF WEST PALM BEACH□	4	314	15	5%	333
ADDINGTON PLACE AT WELLINGTON GREEN		325	8	2%	333
ORCHARD RIDGE CARE AND REHABILITATION CENTER		314	19	6%	333
SUN COUNTRY PEDIATRICS PLLC	9	294	29	9%	332
SIGNATURE HEALTHCARE OF NORTH FLORIDA		329	2	1%	331
PINES OF SARASOTA		326	4	1%	330
FLORIDA HOSPITAL HEARTLAND MED CTR LAKE PLACID		244	86	26%	330
MAGNOLIA FAMILY URGENT CARE		292	37	11%	329
NORTH PINELLAS STATMED QUICK QUALITY CLINICS		236	93	28%	329
Life Care Center at Wells Crossing		309	19	6%	328
SEA BREEZE REHAB AND NURSING CENTER□		318	9	3%	327
Palm Garden of Largo		323	4	1%	327
PruittHealth Panama City	1	264	62	19%	327
STEWART SEBASTIAN RIVER MEDICAL CENTER		282	44	13%	326
TRI-COUNTY NURSING AND REHABILITATION CENTER INC		311	15	5%	326
FAIRWAY OAKS CENTER LLC	6	314	6	2%	326
SERENADES IN THE VILLAGES		272	54	17%	326
COLOR GENOMICS, INC.	2	318	6	2%	326
HARDEE MANOR HEALTH CARE CENTER	1	321	3	1%	325
ROLLINS COLLEGE WELLNESS CENTER		130	193	60%	323
NATIONS BEST FAMILY HEALTH CARE		147	176	54%	323
CRONOS CLINICAL LABORATORY	22	210	90	28%	322
FHMG FLORIDA HOSPITAL MEDICAL GROUP		286	36	11%	322
CORAL TRACE HEALTH CARE□	2	315	5	2%	322
DELTONA HEALTH CARE		298	23	7%	321
MIDWAY SPECIALTY CARE CENTER	3	204	114	36%	321
Marshall Health and Rehabilitation Center		277	43	13%	320
SABAL DIRECT PRIMARY CARE, PA		261	57	18%	318
UNIVERSITY OF TAMPA STUDENT HEALTH AND SHC CLINICAL LABORATORY		169	148	47%	317
MEDFAST URGENT CARE CENTER		86	230	73%	316
PruittHealth Santa Rosa		225	90	29%	315
PALM GARDEN OF ORLANDO		282	33	10%	315
ATLANTIC SHORES NURSING AND REHAB CENTER	1	305	9	3%	315
HARDEE COUNTY HEALTH DEPARTMENT		251	63	20%	314
BIOCEPT		292	22	7%	314
Bay Breeze Senior Living and Rehabilitation Center		261	53	17%	314
VILLAGE DOCTORS FAMILY MEDICAL CENTER OF		250	63	20%	313
FLORIDA HEART & VASCULAR MULTISPECIALTY GROUP PA		219	94	30%	313

COVID-19: testing by laboratory

Data through Feb 17, 2021 verified as of Feb 18, 2021 at 09:25 AM

Data in this report are provisional and subject to change.

The numbers in the table below represent the number of Florida and non-Florida residents for whom test results were received by the Department of Health. A person can be tested by more than one laboratory and can have both positive and negative results. **Therefore, the sum of the numbers in each column will be larger than the total number of people tested.**

Reporting lab	Inconclusive	Negative	Positive	Percent positive	Total
GENESIS MEDICAL LABORATORY MIAMI FL.		83	230	73%	313
KEY WEST HEALTH AND REHAB	1	304	7	2%	312
LabCorp (Non-Interfaced)	1	122	189	61%	312
MANOR CARE OF BOYNTON BEACH LLC		288	24	8%	312
BAY VILLAGE OF SARASOTA INC		307	3	1%	310
SPECIALTY HEALTH AND REHABILITATION CENTER		284	25	8%	309
ASSOCIATESMD MEDICAL GROUP INC		259	50	16%	309
MEDEXPRESS LUTZ		3	306	99%	309
ROSEWOOD HEALTH AND REHABILITATION CENTER		287	21	7%	308
OCEAN VIEW NURSING AND REHAB CENTER		292	16	5%	308
ST LUCIE EMPLOYEE HEALTH & WELLNESS CENTER		303	5	2%	308
SUNLAND MARIANNA COX MEDICAL CENTER		267	40	13%	307
PIONEER CLINICAL LAB, LLC		194	113	37%	307
ORLANDO VA MEDICAL CENTER			306	100%	306
BRISTOL AT TAMPA, THE	4	294	8	3%	306
RESTORE HEALTH URGENT CARE		225	80	26%	305
ASCEND CLINICAL	2	235	68	22%	305
GOOD SAMARITAN SOCIETY-DAYTONA		286	19	6%	305
NATURE COAST MEDICAL GROUP		214	90	30%	304
ADVENTHEALTH MEDICAL GROUP PROMPT CAR	1	205	97	32%	303
ENCOMPASS HEALTH		293	10	3%	303
AVELLINO LAB USA, INC	1	290	12	4%	303
PHYSICIANS REGIONAL WALK-IN		185	117	39%	302
AVENTURA REHAB AND NURSING CENTER		293	9	3%	302
PEDIATRIC ASSOCIATES OF OCALA PA		270	31	10%	301
KISSIMMEE FACILITY OPERATIONS LLC		278	23	8%	301
SAMANTHA WILSON CARE CENTER	4	288	9	3%	301
HEALTH PARK CARE CENTER		296	4	1%	300
GANDY CROSSING CARE CENTER	1	286	13	4%	300
HCSO OCCUPATIONAL HEALTH AND WELLNESS CENTER		233	66	22%	299
ARGO SENIOR LIVING AT HAVERHILL		281	18	6%	299
AVANTE AT MT DORA		296	3	1%	299
WHITE-WILSON MEDICAL CENTER - FORT WALTON BEACH		288	11	4%	299
SPRINGTREE REHAB & HEALTH CARE CENTER		280	18	6%	298
BOCA BIOLISTICS REFERENCE LABORATORY	2	185	111	37%	298
WELL HEALTH WORKS	1	265	32	11%	298
THE SPRINGS AT BOCA CIEGA BAY		288	9	3%	297
ENCOMPASS HEALTH REHABILITATION HOSPITAL OF SUNRISE	8	283	6	2%	297
HEALTH FIRST ADVENTHEALTH CENTRA CARE - TITUSVILLE		56	241	81%	297
PALMS REHABILITATION AND HEALTHCARE CENTER		260	37	12%	297
SILVER CREEK SENIOR LIVING COMMUNITY		292	5	2%	297
BROOKDALE DESTIN		284	12	4%	296
BUENA VISTA URGENT CARE		264	32	11%	296
ADVENTHEALTH EXPRESS CARE AT WALGREENS 49TH STREET		247	47	16%	294
OSPREY LODGE		235	59	20%	294
INTERNAL MEDICINE & PEDIATRICS OF TAMPA BAY PA		242	52	18%	294
NORTHWEST MEDICAL CENTER CLINICAL LABORATORY		175	118	40%	293

COVID-19: testing by laboratory

Data through Feb 17, 2021 verified as of Feb 18, 2021 at 09:25 AM

Data in this report are provisional and subject to change.

The numbers in the table below represent the number of Florida and non-Florida residents for whom test results were received by the Department of Health. A person can be tested by more than one laboratory and can have both positive and negative results. **Therefore, the sum of the numbers in each column will be larger than the total number of people tested.**

Reporting lab	Inconclusive	Negative	Positive	Percent positive	Total
TAMARAC REHABILITATION & HEALTH CENTER		289	3	1%	292
FL HUD DESTIN, LLC D/B/A GRAND BOULEVARD HEALTH		257	35	12%	292
LAKE EUSTIS HEALTH AND REHABILITATION CENTER		285	7	2%	292
ST JAMES HEALTH AND REHABILITATION CENTER		207	84	29%	291
KENNEDY PAIN CLINIC GROUP LLC		263	28	10%	291
FLOMEDILAB		77	213	73%	290
BAPTIST PRIMARY CARE, INC		266	24	8%	290
HEALTH CENTRAL CLINICAL LABORATORY		271	19	7%	290
REGENTS PARK OF BOCA RATON□		288	2	1%	290
LUTHERAN HAVEN		281	8	3%	289
PALM GARDEN OF GAINESVILLE	2	285	2	1%	289
AUBURN UNIVERSITY MEDICAL CLINIC		227	62	21%	289
SAINTS 120 LLC	1	253	34	12%	288
LAKELAND REGIONAL HEALTH SYSTEMS INC		20	266	93%	286
ELMHURST HOSPITAL CENTER	1	264	21	7%	286
CROSS POINTE CARE CENTER	2	278	6	2%	286
RIVERS FAMILY MEDICINE PA		211	74	26%	285
JACKSON PLAZA NURSING & REHAB CENTER	6	272	6	2%	284
FAMILY CARE PARTNERS OF NE FLORIDA LLC		215	69	24%	284
CONSULATE HEALTH CARE OF SAFETY HARBOR		278	6	2%	284
BRIDGEWATER PARK HEALTH AND REHAB		257	27	10%	284
HEATHER HILL HEALTHCARE CENTER		238	46	16%	284
HOMESTEAD MANOR	2	241	40	14%	283
DIGNITY HEALING, LLC		270	13	5%	283
LIFE CARE CENTER OF WINTER HAVEN		264	18	6%	282
AVANTE AT LEESBURG INC		281	1	0%	282
AURORA DIAGNOSTICS BERNHARDT LABORATORIES PATHOLOGY SERVICE		190	92	33%	282
ST JUDE CHILDREN'S RESEARCH HOSPITAL		265	15	5%	280
The Care Center at Pinellas Park	1	271	8	3%	280
LONGWOOD FAMILY PRACTICE		210	69	25%	279
RULEME CENTER	2	250	26	9%	278
ST PETERSBURG PEDIATRICS-PARK BLVD		253	25	9%	278
QUALITOX LABORATORIES		105	172	62%	277
PRUITT HEALTH-SANTA ROSA		275	2	1%	277
REHABILITATION CENTER OF LAKE CITY, THE		249	28	10%	277
WESTCHESTER GARDENS LIMITED PARTNERSHIP		270	6	2%	276
ROSEN MEDICAL CENTER		237	38	14%	275
Glades West Rehabilitation and Nursing Center		266	8	3%	274
SOUTHWEST ORLANDO FAMILY MEDICINE, PL		228	46	17%	274
PEDIATRIC HEALTH CARE ALLIANCE, PA		246	28	10%	274
renaissance health and rehabilitation center		254	18	7%	272
VILLAGES REGIONAL HOSPITAL SURGERY CENTER LLC, THE		214	58	21%	272
ONESTOP MEDICAL AND URGENT CARE LLC		231	40	15%	271
PERSONALIZED GENETIC TESTING	1	177	93	34%	271
TUSKAWILLA NURSING AND REHAB CENTER	2	262	7	3%	271
HOLIDAY CVS LLC DBA CVS/PHARMACY #0440		262	9	3%	271
Solaris Healthcare Lake Bennet		239	32	12%	271

COVID-19: testing by laboratory

Data through Feb 17, 2021 verified as of Feb 18, 2021 at 09:25 AM

Data in this report are provisional and subject to change.

The numbers in the table below represent the number of Florida and non-Florida residents for whom test results were received by the Department of Health. A person can be tested by more than one laboratory and can have both positive and negative results. **Therefore, the sum of the numbers in each column will be larger than the total number of people tested.**

Reporting lab	Inconclusive	Negative	Positive	Percent positive	Total
BEAR CREEK NURSING CENTER		267	4	1%	271
TALLAHASSEE NHHI LLC	1	242	27	10%	270
URGENT CARE EXPRESS LLC		1	269	100%	270
Rehabilitation Center for Park Place LLC		259	11	4%	270
PEDIATRICS BY THE SEA		260	10	4%	270
BAYA POINTE NURSING AND REHABILITATION		187	83	31%	270
HEALTHWORKS MED GROUP OF FLORIDA PA	3	260	6	2%	269
BAPTIST PRIMARY CARE INC	1	244	24	9%	269
ST PETERSBURG PEDIATRICS-SEMINOLE BLVD		212	57	21%	269
PORT SAINT LUCIE HOSPITAL		259	9	3%	268
Premier Place at The Glenview		260	8	3%	268
MANOR CARE OF NAPLES FL LLC		265	3	1%	268
Solaris Healthcare Coconut Creek		261	6	2%	267
ELMCROFT PINECREST	1	245	21	8%	267
CHAUTAUQUA REHABILITATION AND NURSING CENTER		258	9	3%	267
ADVENT HEALTH CARE CENTER	9	245	12	5%	266
ADVENT HEALTH CENTRA CARE - ORMOND BEACH		113	153	58%	266
DAVID SCOTT MADWAR MD PA□		239	27	10%	266
SERANADES BY SONATA WEST ORANGE		236	29	11%	265
HARBOURWOOD	1	259	4	2%	264
AMBULATORY SURGERY CENTER OF BOCA RATON LTD		261	3	1%	264
MANORCARE AT LELY PALMS		256	5	2%	261
CLIFFORD CHESTER SIMS VA NURSING HOME		251	9	3%	260
HOLLEY NAVARRE MEDICAL CLINIC		187	73	28%	260
CONSULATE HEALTHCARE OF KISSIMMEE		247	12	5%	259
BRENTWOOD RETIREMENT COMMUNITY	5	223	31	12%	259
Solaris HealthCare Imperial		251	8	3%	259
ACCURATE DIAGNOSTIC LABS, INC		243	15	6%	258
PROTEUS MOLECULAR AND CLINICAL LAB	1	148	109	42%	258
FLORIDA WOMAN CARE LABORATORY LLC		232	26	10%	258
FLORIDA HEALTH CARE PLANS			258	100%	258
Life Care Center of Punta Gorda	1	245	12	5%	258
Parkview Rehabilitation Center at Winter Park		250	7	3%	257
LAKE PARK OF MADISON		250	7	3%	257
COMMUNITY HEALTH AND REHABILITATION CENTER		197	60	23%	257
W FRANK WELLS NURSING HOME		228	28	11%	256
SILVERCREST HEALTH AND REHABILITATION CENTER	3	245	7	3%	255
LASER & SURGERY CENTER OF THE PALM BEACHES□		254	1	0%	255
ESTERO ISLAND MEDICAL CENTER		200	55	22%	255
MEDICAL CENTER AT OCEAN REEF,THE		242	13	5%	255
Coastal Health and Rehabilitation Center		244	10	4%	254
SHELL POINT VILLAGE MEDICAL CENTER		246	7	3%	253
ST CATHERINE'S WEST REHABILITATION HOSPITAL		240	12	5%	252
24/7 PEDIATRIC CARE CENTERS INC		233	19	8%	252
CHIPOLA HEALTH AND REHAB		234	17	7%	251
EXCEL PEDIATRICS		209	42	17%	251
BROWARD NURSING & REHABILITATION CTR	8	233	9	4%	250

COVID-19: testing by laboratory

Data through Feb 17, 2021 verified as of Feb 18, 2021 at 09:25 AM

Data in this report are provisional and subject to change.

The numbers in the table below represent the number of Florida and non-Florida residents for whom test results were received by the Department of Health. A person can be tested by more than one laboratory and can have both positive and negative results. **Therefore, the sum of the numbers in each column will be larger than the total number of people tested.**

Reporting lab	Inconclusive	Negative	Positive	Percent positive	Total
ADVANCED AMBULATORY SURGERY CENTER		239	11	4%	250
FAMILY EXPRESS URGENT CARE		5	245	98%	250
DOCTORS MEMORIAL HOSPITAL		129	121	48%	250
TAVARES PEDIATRICS		209	40	16%	249
WESTWOOD HEALTHCARE SNF		204	45	18%	249
MARTIN MEMORIAL MEDICAL CENTER LAB		128	121	49%	249
CLARE BRIDGE ORMOND BEACH	1	247			248
OCALA FAMILY MEDICAL CENTER INC	1	205	42	17%	248
AVON PARK PEDIATRICS INC	3	222	23	9%	248
JACKSONVILLE KIDS PEDIATRICS, PLLC		216	32	13%	248
KINDRED HOSPITAL	7	235	5	2%	247
HOLISTIX TREATMENT CENTERS		241	6	2%	247
FRICKS PHARMACY		191	56	23%	247
CARRINGTON PLACE OF ST PETE LLC		242	4	2%	246
PAVILION FOR HEALTHCARE, THE		244	2	1%	246
Heritage Healthcare at Tallahassee		239	7	3%	246
ROSEWOOD HEALTHCARE & REHABILITATION CENTER		239	6	2%	245
TIERRA PINES CENTER		233	12	5%	245
BUREAU OF CLINICAL LABORATORIES		205	40	16%	245
MALABAR/ADVENT CENTRA CARE		48	196	80%	244
VETERANS AFFAIRS MEDICAL CENTER - MIAMI		1	243	100%	244
JAMES A HALEY VETERANS HOSPITAL			243	100%	243
ARCHER HEALTH VENTURES, LLC		217	25	10%	242
GOOD SAMARITAN CARES		236	5	2%	241
HAVEN OF OUR LADY OF PEACE INC		233	8	3%	241
RIVERWOOD HEALTH NH LLC		201	39	16%	240
CLARE BRIDGE OF SARASOTA		238	2	1%	240
USA HEALTH UNIVERSITY HOSPITAL CLINICAL LABORATORY	1	233	6	3%	240
Sunset Point Center		236	4	2%	240
Life Care Center at Inverrary		236	4	2%	240
PALM GARDEN OF AVENTURA		236	3	1%	239
FIRST CHOICE PRIMARY CARE		191	48	20%	239
FORT MYERS REHABILITATION AND NURSING CENTER		213	26	11%	239
AMERICAN HOUSE SENIOR LIVING		189	49	21%	238
FLORIDA CLINICAL LABORATORY-BIOREFERENCE LABORATORIES		89	148	62%	237
HUNT CLUB PEDIATRIC ASSOCIATES, P.A.		207	30	13%	237
Vi at Lakeside Village Skilled Nursing		232	5	2%	237
The Grove Health and Rehabilitation		213	23	10%	236
AVECINA MOBILE		121	115	49%	236
WALGREENS 3173		218	18	8%	236
REGENTS PARK AT AVENTURA		221	14	6%	235
CENTERSTONE OF FLORIDA☐		218	17	7%	235
MIAMI JEWISH HEALTH SYSTEMS, INC	3	224	8	3%	235
OAK HAMMOCK AT THE UNIVERSITY OF FLORIDA		229	6	3%	235
BAY TREE CARE AND REHABILITATION CENTER		197	38	16%	235
PLANT CITY PEDIATRICS	1	196	37	16%	234
CHIPOLA MEDICAL ASSOCIATES, LLC		165	69	29%	234

COVID-19: testing by laboratory

Data through Feb 17, 2021 verified as of Feb 18, 2021 at 09:25 AM

Data in this report are provisional and subject to change.

The numbers in the table below represent the number of Florida and non-Florida residents for whom test results were received by the Department of Health. A person can be tested by more than one laboratory and can have both positive and negative results. **Therefore, the sum of the numbers in each column will be larger than the total number of people tested.**

Reporting lab	Inconclusive	Negative	Positive	Percent positive	Total
OKEECHOBEE COUNTY HEALTH DEPT	1	153	80	34%	234
HOMESTEAD VILLAGE		223	11	5%	234
Chatsworth at PGA National, LLC		222	12	5%	234
MEMPHIS PATHOLOGY LABORATORY	4	212	17	7%	233
ABBOTT LABORATORIES		146	87	37%	233
TGH		1	231	100%	232
TERRACES OF LAKE WORTH CARE CENTER□		219	12	5%	231
EDGEWATER AT WATERMAN VILLAGE,THE		216	15	6%	231
ManorCare Health Services-Palm Harbor	1	229			230
ARCPOINT LABS OF ST PETERSBURG		152	78	34%	230
ATLANTIC URGENT CARE		155	75	33%	230
MANDARIN PEDIATRICS		209	20	9%	229
Cross Gardens Care Center		228	1	0%	229
Solaris Senior Living North Naples ALF		220	9	4%	229
LYNN HAVEN SPORTS COMPLEX-WALKON CLINIC		21	207	91%	228
WHITE WILSON MEDICAL CENTER PA - NAVARRE		133	95	42%	228
FELLOWSHIP HOME AT THE FAIRWAY LLC		221	6	3%	227
PARKS HEALTHCARE & REHABILITATION CTR	4	211	11	5%	226
ADVENT HEALTH - ORLANDO		168	58	26%	226
ARCPOINT LABS OF SARASOTA MANATEE		148	77	34%	225
Avante at Inverness		224	1	0%	225
Lakewood Nursing Center		196	29	13%	225
STATMED QUICK QUALITY CLINIC AT NORTH PINELLAS		65	160	71%	225
Crossbreeze care center	1	221	2	1%	224
FLORIDA KEYS PEDIATRICS & ADOLESCENT CENTER		211	12	5%	223
LEHIGH VALLEY GENOMICS			223	100%	223
Lake Port Square Health Center		207	15	7%	222
PINNACLES PEDS CARE PA		222			222
PEDIATRICS IN BREVARD PA		188	33	15%	221
SARAPATH DIAGNOSTICS		112	109	49%	221
BOND CLINIC, PA		158	62	28%	220
NORTH FLORIDA PEDIATRICS - MARIANNA		182	38	17%	220
WOOD LAKE HEALTH AND REHABILITATION CENTER		219			219
Boynton Beach Rehabilitation Center	2	213	4	2%	219
SIGNATURE HEALTHCARE AT THE COURTYARD		171	47	22%	218
UCC - WELLINGTON		3	215	99%	218
Signature healthcare of Jacksonville		213	5	2%	218
ADVENT HEALTH - DELTONA ER		171	47	22%	218
Avante at Orlando		214	4	2%	218
KR at Hillsborough Lakes/Lutz Healthcare		207	10	5%	217
LAKE PORT SQUARE		200	17	8%	217
WHITE WILSON MEDICAL IMMEDIATE CARE NICEVILLE		16	201	93%	217
THE MANOR AT CARPENTERS		185	32	15%	217
THE RESIDENCE AT TIMBER PINES	4	188	25	12%	217
ST. CLOUD REGIONAL MEDICAL CENTER		199	17	8%	216
AZALEA TRACE		203	13	6%	216
BROOKDALE ATRIM WAY		210	6	3%	216

COVID-19: testing by laboratory

Data through Feb 17, 2021 verified as of Feb 18, 2021 at 09:25 AM

Data in this report are provisional and subject to change.

The numbers in the table below represent the number of Florida and non-Florida residents for whom test results were received by the Department of Health. A person can be tested by more than one laboratory and can have both positive and negative results. **Therefore, the sum of the numbers in each column will be larger than the total number of people tested.**

Reporting lab	Inconclusive	Negative	Positive	Percent positive	Total
BAY COUNTY SHERIFFS OFFICE JAIL FACILITY		192	24	11%	216
MEDIPATH LLC		2	214	99%	216
AMERICAN FINNISH NURSING HOME	1	210	5	2%	216
DISCOVERY VILLAGE AT MELBOURNE		189	26	12%	215
Consulate Health Care of North Fort Myers		203	12	6%	215
CCS - JOSEPH V CONTE		212	2	1%	214
CYPRESS COVE		208	6	3%	214
BLOCK, NATION, CHASE, AND SMOLEN FAMILY MEDICINE		157	57	27%	214
GATEWAY/ADVENT CENTRA CARE	1	24	189	88%	214
HOSPICE OF LAKE & SUMTER INC	1	209	4	2%	214
MOBILE MEDICAL ASSOCIATES PL	9	173	31	15%	213
ASCENSION MEDICAL GROUP		4	209	98%	213
WIREGRASS DIRECT PRIMARY CARE PLLC		179	33	16%	212
POCONO MEDICAL CENTER		212			212
ORANGE COUNTY HEALTH DEPT		201	11	5%	212
PCB CLINIC		167	45	21%	212
Life Care Center of Sarasota		200	12	6%	212
WASHINGTON REHAB AND NURSING		203	9	4%	212
CONSULATE HEALTH CARE OF WINTER HAVEN		209	3	1%	212
SUNRISE DIAGNOSTIC LABORATORY		158	53	25%	211
LA MER NH LLC		207	4	2%	211
LAKESIDE NEUROLOGIC		202	9	4%	211
ABBOTT DIAGNOSTICS		195	14	7%	209
FORT PIERCE HEALTH CARE		202	7	3%	209
Whispering Oaks	11	175	23	11%	209
Taylor Care Center		204	5	2%	209
THE PALACE NURSING AND REHABILITATION CENTER		209			209
LODGE HEALTH AND REHABILITATION CENTER, THE		177	32	15%	209
Orchid Cove at Sarasota		208	1	0%	209
NORTH FLORIDA PEDIATRICS PA - DUVAL		181	27	13%	208
DOCTORS MEMORIAL FAMILY MEDICINE	2	142	63	30%	207
CORAL REEF NURSING & REHABILITATION CENTER		203	4	2%	207
SUPERIOR RESIDENCES OF PANAMA CITY BEACH		200	6	3%	206
ST MARK VILLAGE		201	5	2%	206
FULGENT GENETICS	2	164	39	19%	205
ARBOR FACILITY INC		205			205
HEARTLAND PEDIATRICS OF LAKE PLACID PA		178	27	13%	205
HEALTH FIRST - HOLMES REGIONAL MEDICAL CENTER		32	172	84%	204
Heartland Healthcare of Ft. Myers	1	202	1	0%	204
MACTOWN, INC		201	2	1%	203
CONEY ISLAND HOSPITAL		196	7	3%	203
GLENRIDGE ON PALMER RANCH,THE		195	8	4%	203
POLK COUNTY HEALTH DEPARTMENT		178	24	12%	202
PATHGROUP LABS LLC		97	105	52%	202
BROOKDALE OF SPRING HILL	9	191	2	1%	202
DE LUNA HEALTH AND REHABILITATION CENTER		180	22	11%	202
VETERANS AFFAIRS ORLANDO VA MEDICAL CENTER			202	100%	202

COVID-19: testing by laboratory

Data through Feb 17, 2021 verified as of Feb 18, 2021 at 09:25 AM

Data in this report are provisional and subject to change.

The numbers in the table below represent the number of Florida and non-Florida residents for whom test results were received by the Department of Health. A person can be tested by more than one laboratory and can have both positive and negative results. **Therefore, the sum of the numbers in each column will be larger than the total number of people tested.**

Reporting lab	Inconclusive	Negative	Positive	Percent positive	Total
NSPIRE HEALTHCARE LAUDERHILL		195	6	3%	201
Governors Creek Health and Rehabilitation	1	198	2	1%	201
ADVENT HEALTH CENTRA CARE - APOPKA NORTH		171	30	15%	201
SOLARIS SENIOR LIVING VERO BEACH		194	7	3%	201
VAMC WEST PALM LAB		5	196	98%	201
HERITAGE HEALTHCARE AND REHABILITATION CENTER		195	5	3%	200
WIMAUMA COMMUNITY HEALTH CENTER		160	40	20%	200
PALM BEACH PEDIATRICS PA	2	176	21	11%	199
Consulate Healthcare of West Palm Beach		183	16	8%	199
ADVENT HEALTH - CARROLLWOOD	4	169	26	13%	199
LIFE CARE CENTER OF PORT ST. LUCIE		190	9	5%	199
TRINITY REGIONAL REHAB CENTER		184	15	8%	199
WALGREENS 10670		175	23	12%	198
BAYVIEW CENTER		193	5	3%	198
LAUREL POINT CARE ACQUISITION LLC DBA SANDGATE GARDENS REHAB AND NURSI		171	27	14%	198
San Jose Health & Rehabilitation		192	6	3%	198
DEPARTMENT OF HEALTH & HUMAN SERVICES		198			198
PENSACOLA PEDIATRICS, PA		180	17	9%	197
Nspire Health Care Kendall		187	10	5%	197
PALMS MEDICAL GROUP HIGH SPRINGS		166	31	16%	197
BORLAND GROOVER CLINIC	1	161	35	18%	197
ADVENT HEALTH CENTRA CARE - DAYTONA BEACH		94	102	52%	196
BROOKDALE LAKE TAVARES		191	5	3%	196
BARTON HEALTH ALLIANCE		159	36	18%	195
LAKE VIEW CARE CENTER AT DELRAY		189	6	3%	195
ABBIEJEAN RUSSELL CARE CENTER□		195			195
FOUNTAIN INN NURSING & REHABILITATION CTR, INC		188	6	3%	194
FLORIDA ATLANTIC UNIVERSITY STUDENT HEALTH		158	36	19%	194
Bayside Health and Rehabilitation		165	29	15%	194
CONSULATE HEALTH CARE OF MELBOURNE		190	4	2%	194
SARNO EXTENDED HOURS		124	69	36%	193
TARPON POINT NURSING AND REHABILITATION CENTER		190	3	2%	193
Surrey Place Healthcare and Rehabilitation		190	2	1%	192
PADDOCK RIDGE		189	3	2%	192
FLORIDA HEALTH CARE PLAN INC		2	189	99%	191
HEALTH LINK DIAGNOSTIC LABORATORIES		182	9	5%	191
Cross Terrace REhabilitation		189	2	1%	191
INN AT ASTON GARDENS, THE		184	7	4%	191
LCS SANDHILL COVE LLC DBA	6	177	7	4%	190
STERLING HOUSE OF DELAND		189	1	1%	190
CYPRESS POINT LIVING, LLC		175	15	8%	190
NEO GENOMICS - FORT MYERS	1	183	6	3%	190
EDGEWOOD NURSING CENTER		183	7	4%	190
Concordia Village of Tampa AL		185	5	3%	190
NO FLORIDA PEDIATRICS, PA		164	26	14%	190
ARDEN COURTS OF TAMPA□		185	4	2%	189
QUOTIENT SCIENCES		183	6	3%	189

COVID-19: testing by laboratory

Data through Feb 17, 2021 verified as of Feb 18, 2021 at 09:25 AM

Data in this report are provisional and subject to change.

The numbers in the table below represent the number of Florida and non-Florida residents for whom test results were received by the Department of Health. A person can be tested by more than one laboratory and can have both positive and negative results. **Therefore, the sum of the numbers in each column will be larger than the total number of people tested.**

Reporting lab	Inconclusive	Negative	Positive	Percent positive	Total
SOUTHLAND SUITES OF ORMOND BEACH	4	185			189
OCEAN REEF MEDICAL CENTER		150	38	20%	188
Flagler Health and Rehabilitation		185	3	2%	188
SAMIR EBEID MD		167	21	11%	188
WOMEN'S CARE FLORIDA LABORATORY		183	5	3%	188
PLANTATION NURSING & REHAB CENTER		187			187
BOCA RATON REHABILITATION CENTER	4	180	3	2%	187
AYERS HEALTH & REHABILITATION CENTER		182	4	2%	186
ANTHEM LAKES LLC		151	35	19%	186
FINLAY CLINICAL LABORATORY INC		36	150	81%	186
AMELIA MEDICAL CARE		40	146	78%	186
WATERMARK LAKE POINTE WOODS LLC		167	18	10%	185
EVENT MED SERVICES LABORATORY		182	3	2%	185
GRACE PEDIATRICS		155	30	16%	185
ADVENT		172	13	7%	185
CHEEK AND SCOTT DRUGS INC		147	37	20%	184
ST. JAMES BAY HEALTH AND REHABILITATION CENTER		183	1	1%	184
GEORGIA DEPARTMENT OF PUBLIC HEALTH	1	5	178	97%	184
NIGHT LITE PEDIATRICS WINTER GARDEN		144	40	22%	184
LAKEVIEW INTERNAL MEDICINE		129	55	30%	184
PONTE VEDRA GARDENS		183	1	1%	184
BONIFAY NURSING AND REHAB CENTER		155	29	16%	184
LUIS A GHIGLINO MD PA		178	6	3%	184
CORAL GABLES NURSING & REHABILITATION CENTER		174	10	5%	184
ADVENT HEALTH CENTRA CARE - WESLEY CHAPEL		13	170	93%	183
COLONY CLUB ALF,THE		170	13	7%	183
ADVENT HEALTH - LAKE NONA		157	26	14%	183
VIERA MANOR ASSISTED LIVING RESIDENCE		176	7	4%	183
BAPTIST HEALTH PRIMARY CARE	1	134	47	26%	182
ST ANTHONYS REHABILITATION HOSPITAL	9	171	2	1%	182
PALM HARBOR FAMILY PRACTICE & WALK-IN		136	46	25%	182
UNIVERSITY OF MIAMI		54	127	70%	181
GENOSUR LLC		177	4	2%	181
NADAL PEDIATRICS - VICTORIA STREET (3385)		153	28	15%	181
VI AT BENTLEY VILLAGE HOME CARE		180			180
ARTHREX MEDICAL CENTER	1	80	99	55%	180
AMA MEDICAL GROUP LLC		151	29	16%	180
WHITE-WILSON MEDICAL CENTER - NICEVILLE		160	20	11%	180
MATHISON RETIREMENT COMMUNITY, INC	1	170	8	4%	179
DOS OF NORTH SHORES NURSING & REHAB CENTER		179			179
Chatham Glen Healthcare and Rehabilitation Center		172	7	4%	179
MACCLENNY NURSING AND REHAB		162	17	9%	179
CANTERFIELD OF CLAY COUNTY		140	38	21%	178
The Waterford		176	2	1%	178
Consulate Health Care of St. Petersburg		177	1	1%	178
PATRIOT MEDICAL LABORATORIES		170	7	4%	177
Heritage Park Rehabilitation & Healthcare		159	18	10%	177

COVID-19: testing by laboratory

Data through Feb 17, 2021 verified as of Feb 18, 2021 at 09:25 AM

Data in this report are provisional and subject to change.

The numbers in the table below represent the number of Florida and non-Florida residents for whom test results were received by the Department of Health. A person can be tested by more than one laboratory and can have both positive and negative results. **Therefore, the sum of the numbers in each column will be larger than the total number of people tested.**

Reporting lab	Inconclusive	Negative	Positive	Percent positive	Total
MORSELIFE MEMORY CARE RESIDENCE		169	8	5%	177
ZON BEACHSIDE LLC□		142	35	20%	177
ADVENT HEALTH CENTRA CARE - CARROLLWOOD		5	172	97%	177
DISCOVERY VILLAGE AT NAPLES		159	17	10%	176
Emory L Bennett State Veterans Nursing Home		173	3	2%	176
EMERALD COAST PEDIATRICS		165	11	6%	176
MEDICAL CONSULTANTS OF FLORIDA LLC	1	142	33	19%	176
MY HEALTHY BLUEPRINT BY BAPTIST HEALTH CARE		142	34	19%	176
OAKBROOK HEALTH AND REHABILITATION CENTER	1	160	14	8%	175
ARDEN COURTS OF SEMINOLE		135	40	23%	175
ASTON GARDENS AT PELICAN MARSH		169	5	3%	174
YOUR FAMILY WALK-IN CLINIC		13	161	93%	174
The Inn at Sarasota Bay Club		172	2	1%	174
ORLANDO HEALTH EMERGENCY DEPARTMENT		163	11	6%	174
SANDY PINES	2	154	18	10%	174
Sunnyside Nursing Home		170	3	2%	173
TUSCAN GARDENS OF PALM COAST		168	5	3%	173
HOSPITAL FOR SPECIAL SURGERY		170	3	2%	173
STERLING HOUSE OF PUNTA GORDA		172	1	1%	173
BARKLEY PLACE	1	168	4	2%	173
ALL SEASONS NAPLES LLC□		167	5	3%	172
LAB CORP	1	95	75	44%	171
DEPARTMENT OF HEALTH BUREAU OF FAMILY		169	2	1%	171
POMPANO REHABILITATION AND NURSING CTR		171			171
GOOD SAMARITAN SOCIETY OF DELAND		159	11	6%	170
ROSECASTLE OF CITRUS		140	30	18%	170
CANTERFIELD OF OCALA, LLC		159	11	6%	170
BAY VUE NURSING AND REHABILITATION CENTER		160	10	6%	170
PRIMECARE OF DOTHAN		117	53	31%	170
JACKSONVILLE NURSING AND REHAB CENTER		164	6	4%	170
ANGELS DIAGNOSTIC GROUP		136	34	20%	170
SUNCOAST URGENT CARE		124	45	27%	169
Life Care Center of Orlando		164	5	3%	169
SPEARHEAD MEDICAL		127	42	25%	169
PANAMA CITY DEVELOPMENTAL CENTER□		168			168
ALLSOUTH URGENT CARE		6	162	96%	168
ADVANCED MEDICAL GROUP		1	167	99%	168
LEESBURG PEDIATRICS		153	15	9%	168
URGENT CARE OF THE PALM BEACHES, NORTH PALM BEACH			167	100%	167
BROOKDALE ORANGE PARK		165	1	1%	166
ADVENT HEALTH CENTRA CARE - TEMPLE TERRACE	1	103	62	37%	166
CHILDREN MED CARE INC		142	24	14%	166
HOLISTIC PEDIATRICS GROUP LLC		145	21	13%	166
FLAGLER COUNTY DETENTION CENTER		158	8	5%	166
BENDERSON FAMILY SKILLED NURSING AND□		148	17	10%	165
THE ARLINGTON OF NAPLES INC.		162	3	2%	165
US MEDICAL CARE, INC		148	17	10%	165

COVID-19: testing by laboratory

Data through Feb 17, 2021 verified as of Feb 18, 2021 at 09:25 AM

Data in this report are provisional and subject to change.

The numbers in the table below represent the number of Florida and non-Florida residents for whom test results were received by the Department of Health. A person can be tested by more than one laboratory and can have both positive and negative results. **Therefore, the sum of the numbers in each column will be larger than the total number of people tested.**

Reporting lab	Inconclusive	Negative	Positive	Percent positive	Total
ST PETERSBURG PEDIATRICS-EAST BAY	1	135	28	17%	164
EXOSOME DIAGNOSTICS	1	145	18	11%	164
GENE BY GENE		61	103	63%	164
DAIRY ROAD URGENT CARE	2	71	90	55%	163
TUSCAN GARDENS OF VENETIA MANAGEMENT COMPANY		150	13	8%	163
OSPREY VILLAGE AT AMELIA ISLAND LTD		155	8	5%	163
TRI COUNTY NURSING HOME		162	1	1%	163
BRADENTON HEALTH CARE		163			163
MEADOWCREST FAMILY PHYSICIANS		97	66	40%	163
GUEST HOUSE OCALA, THE		160	3	2%	163
MILLER BIOCONNECT		140	23	14%	163
PRECISION GENETICS, INC		156	6	4%	162
BROOKDALE FORT MYERS THE COLONY		158	4	2%	162
CONCORD LIFE SCIENCES LLC		145	17	10%	162
SOMERBY LAKE NONA		154	7	4%	161
PENSACOLA PEDIATRICS PA - TIGER POINT	18	138	5	3%	161
CAYUGA MEDICAL CENTER AT ITHACA		156	5	3%	161
FIRST CHOICE PEDIATRICS SEMORAN		80	81	50%	161
CENTRAL FLORIDA HEALTHCARE GROUP LLC		139	21	13%	160
KEYSTONE REHAB		160			160
MIRACLE HILL NURSING & REHABILITATION CENTER INC		155	5	3%	160
SOUTH BALDWIN REGIONAL MEDICAL CENTER		149	11	7%	160
GREENBRIAR REHABILITATION AND NURSING CENTER	1	159			160
GLADES HEALTH CARE CENTER		157	3	2%	160
ARDEN COURTS OF LARGO FL, LLC		144	15	9%	159
CITRUS HEALTH AND REHAB		128	31	19%	159
ARCADIA HEALTH AND REHABILITATION CENTER		100	59	37%	159
BEACON AT GULF BREEZE, THE	2	149	7	4%	158
NEW YORK CITY DEPARTMENT OF HEALTH & MENTAL		126	32	20%	158
WELL-BEING MEDICAL CENTER PLLC		146	12	8%	158
WUESTHOFF REF LABORATORY			158	100%	158
SUWANNEE VALLEY NURSING CENTER		144	14	9%	158
BRIGHTON EGGERT PHARMACY INC		152	5	3%	157
WOODBRIIDGE FACILITY INC		152	5	3%	157
MID FLORIDA PATHOLOGY LLC MOBILE UNIT #4		106	50	32%	156
AFTER HOURS PEDIATRICS INC	1	1	154	99%	156
CSL PLASMA		31	125	80%	156
TIMBERRIDGE NURSING HOME & REHAB		123	33	21%	156
Englewood Healthcare and Rehab		141	15	10%	156
PRUITT HEALTH		153	2	1%	155
WESLEY HAVEN VILLA	1	120	34	22%	155
NORTH FLORIDA INTERNAL MEDICINE PA		122	33	21%	155
EDWARD J HEALEY REHAB & NURSING CENTER		155			155
ROSECASTLE OF ZEPHRHILLS		153	2	1%	155
COCOA BEACH/ADVENT CENTRA		41	114	74%	155
RITECARE MEDICAL CENTER		95	59	38%	154
PALMETTTO FACILITY INC	1	153			154

COVID-19: testing by laboratory

Data through Feb 17, 2021 verified as of Feb 18, 2021 at 09:25 AM

Data in this report are provisional and subject to change.

The numbers in the table below represent the number of Florida and non-Florida residents for whom test results were received by the Department of Health. A person can be tested by more than one laboratory and can have both positive and negative results. **Therefore, the sum of the numbers in each column will be larger than the total number of people tested.**

Reporting lab	Inconclusive	Negative	Positive	Percent positive	Total
DIAMOND RIDGE		147	7	5%	154
FAWCETT MEMORIAL HOSPITAL-LAB		39	114	75%	153
DOCTORS MEMORIAL FAMILY PRACTICE	2	118	33	22%	153
WORKPLACE SCREENING INTELLIGENCE			153	100%	153
SPRINGS AT LAKE POINTE WOODS		149	2	1%	151
LABORATORY OF FLORIDA		97	53	35%	150
MOBILE INFIRMARY MED CENTER PATH LAB		135	15	10%	150
POINTE, THE		122	28	19%	150
PRECISION HEALTH RESOURCES, LLC	1	133	15	10%	149
LAKEVIEW TERRACE RETIREMENT COMMUNITY		132	17	11%	149
GULF COAST MEDICAL CENTER		144	4	3%	148
QUICK CARE MED LLC	1	120	27	18%	148
BAY EDUCATORS WELLNESS CENTER		94	54	36%	148
CITY OF PORT SAINT LUCIE		136	11	7%	147
REFUAH HEALTH CENTER LABORATORY		140	7	5%	147
GOLD CHOICE SENIOR COMMUNITIES		107	40	27%	147
SEAGRASS VILLAGE FLEMING ISLAND		110	37	25%	147
FARAH MEDICAL		137	10	7%	147
HAWKINS FAMILY MEDICINE LLC		100	46	32%	146
CORE BIO LABS		76	70	48%	146
PEDIATRIC SPECIALISTS MEDICAL GROUP☐	1	134	11	8%	146
PHYSICIANS REGIONAL MEDICAL CENTER - PINE RIDGE		19	127	87%	146
SEASIDE HEALTH AND REHABILITATION CENTER		89	57	39%	146
KINDRED HOSPITAL THE PALM BEACHES		141	5	3%	146
IMA MEDICAL GROUP		91	55	38%	146
PEDIATRICS OF GREATER ORLANDO		127	18	12%	145
HUNT CLUB PEDIATRIC ASSOCIATES PA		89	56	39%	145
REGENCY CARE OF BLOUNTSTOWN LLC		135	10	7%	145
KENILWORTH CARE & REHABILITATION CENTER		136	8	6%	144
NCRNC INC		140	4	3%	144
PALM BEACH COUNTY HEALTH DEPT LAB	4	134	6	4%	144
ADVENTHEALTH CENTRA CARE PONCIANA	1	81	61	43%	143
HOSPICE OF ST FRANCIS INC☐		137	6	4%	143
Quail Run Health Care Center		143			143
BROOKDALE PENSACOLA		142	1	1%	143
JEFFERY WEINZWEIG		2	141	99%	143
PROVIDENCE HOSPITAL LABORATORY		135	8	6%	143
BROOKDALE CAPE CORAL		143			143
PHYSICIAN PARTNERS PERRY		80	62	44%	142
WRIGHTS HEALTH CARE AND REHABILITATION CENTER		112	30	21%	142
COASTAL INTERNAL MEDICINE		105	37	26%	142
SUNNY HILLS ALF OF SEBRING INC		131	11	8%	142
SURREY PLACE CARE CENTER		136	6	4%	142
The Crossroads		141	1	1%	142
PORT ST LUCIE REHABILITATION AND HEALTHCARE		98	43	30%	141
NOVARI CARE LLC		97	44	31%	141
ARDEN COURTS OF DELRAY BEACH FL LLC	3	129	9	6%	141

COVID-19: testing by laboratory

Data through Feb 17, 2021 verified as of Feb 18, 2021 at 09:25 AM

Data in this report are provisional and subject to change.

The numbers in the table below represent the number of Florida and non-Florida residents for whom test results were received by the Department of Health. A person can be tested by more than one laboratory and can have both positive and negative results. **Therefore, the sum of the numbers in each column will be larger than the total number of people tested.**

Reporting lab	Inconclusive	Negative	Positive	Percent positive	Total
VENICE REGIONAL BAYFRONT HEALTH (PULMONARY)		126	15	11%	141
UNIVERSITY OF CENTRAL FLORIDA HEALTH SERVICES		141			141
WALGREENS 6221		124	17	12%	141
OAKS OF KISSIMMEE HEALTH AND REHABILITATION CENTER		138	3	2%	141
UNITED CLINICAL LABORATORIES		132	9	6%	141
ELLENTON PEDIATRICS PA		129	11	8%	140
VIPEDIATRICS PLLC		128	12	9%	140
WEDGEWOOD HEALTHCARE CENTER		92	48	34%	140
FAMILY EXTENDED CARE OF CENTRAL TAMPA		121	18	13%	139
PALM BEACH COUNTY FIREFIGHTERS HEALTH CLINIC, LLC		111	28	20%	139
CROSSWINDS HEALTH AND REHABILITATION CENTER	1	136	2	1%	139
MILLENNIUM LAB SERVICES			139	100%	139
Gulf Coast Healthcare (Longwood Health and Rehab		118	21	15%	139
AMERICAN PATHOLOGY PARTNERS		136	2	1%	138
FHMG-FLORIDA HOSPITAL MEDICAL GROUP		116	22	16%	138
SUMMERFIELD EMERGENCY ROOM		107	31	22%	138
ALTAMONTE MD			138	100%	138
PATHWAY PHARMACY		109	28	20%	137
LabCorp L#09258090 M#09258105		74	63	46%	137
ADVENT HEALTH CENTRA CARE - CITRUS PARK		9	128	93%	137
MIAMI VA HEALTHCARE SYSTEM			137	100%	137
SONATA COCONUT CREEK	2	111	24	18%	137
ADVENT HEALTH CENTRA CARE - DELAND		28	109	80%	137
MIDWAY PRIMARY CARE, LLC	5	79	53	39%	137
220 GOLDEN, LLC	1	121	15	11%	137
MANOR AT BLUEWATER BAY		131	6	4%	137
PPC-LAB EDI ORCHARD BI		129	8	6%	137
DOLPHIN POINTE HEALTH CARE LLC		118	18	13%	136
PW WINDERMERE SUBTENANT LLC		136			136
DAYSRING VILLAGE		114	22	16%	136
ADVENT HEALTH - TIMBERRIDGE ER		114	22	16%	136
GRAVITY DIAGNOSTICS, LLC		36	100	74%	136
VILLAGE PLACE NH LLC		112	24	18%	136
SUNY UPSTATE MEDICAL UNIVERSITY		129	7	5%	136
HIGHLANDS URGENT CARE			136	100%	136
LABCORP BURLINGTON		106	29	21%	135
HIALEAH SHORES NURSING AND REHAB CENTER		127	8	6%	135
ADVENT HEALTH CENTRA CARE - ORANGE CITY	1	53	81	60%	135
CLARE BRIDGE OF CAPE CORAL	1	134			135
IRL MARKET LAB ALACHUA		104	31	23%	135
PEDIATRIC CARE CENTER		135			135
ADVENTHEALTH HOSPICE CARE CENTRAL FLORIDA		132	2	1%	134
ADVANCED MEDICAL CENTER		86	48	36%	134
LONGWOOD HEALTH AND REHABILITATION CENTER		124	10	7%	134
CHARTER SENIOR LIVING OF PANAMA CITY BEACH		113	21	16%	134
DOCTOR'S IN HOUSE LABORATORY		18	116	87%	134
VILLAGE PEDIATRICS LLC		109	25	19%	134

COVID-19: testing by laboratory

Data through Feb 17, 2021 verified as of Feb 18, 2021 at 09:25 AM

Data in this report are provisional and subject to change.

The numbers in the table below represent the number of Florida and non-Florida residents for whom test results were received by the Department of Health. A person can be tested by more than one laboratory and can have both positive and negative results. **Therefore, the sum of the numbers in each column will be larger than the total number of people tested.**

Reporting lab	Inconclusive	Negative	Positive	Percent positive	Total
JACKSONVILLE UNIVERSITY		122	11	8%	133
MV MEDICAL PRACTICE DBA PRIMARY URGENT CARE		126	7	5%	133
Hampton Court Nursing and Rehabilitation Center		131	2	2%	133
FORT WALTON REHABILITATION CENTER		96	37	28%	133
STEWART MEDICAL GROUP		34	99	74%	133
GRAVITY DIAGNOSTICS		45	87	66%	132
Nemours Children's Urgent Care		80	52	39%	132
QUEENS HOSPITAL CENTER	1	123	8	6%	132
MEDICATION ROOMS-CSU/CI NURSE STATION	1	121	10	8%	132
ALL FLORIDA FAMILY AND SPORTS MEDICINE		114	18	14%	132
THE REHABILITATION CENTER OF LAKE CITY		127	5	4%	132
REGENCY PARK		114	18	14%	132
SEAVIEW NURSING AND REHABILITATION CENTER		131	1	1%	132
THE WELLNESS CENTER AT LAKEWOOD RANCH		43	88	67%	131
SONATA DELRAY BEACH		121	10	8%	131
INTEGRATED REGIONAL LABORATORIES		119	12	9%	131
DESOTO PALMS ALF		126	5	4%	131
JACKSON COUNTY HEALTH DEPARTMENT		92	39	30%	131
CENTRACARE		17	113	87%	130
FLORIDA DEPARTMENT OF HEALTH IN TAYLOR COUNTY	1	89	39	30%	129
CRANE CENTER		98	31	24%	129
SOUTH CAMPUS FACILITY INC		122	7	5%	129
BMHSI-AEL MICROBIOLOGY LABORATORY	2	102	25	19%	129
TRI-COUNTY NURSING HOME		117	12	9%	129
ADVENT HEALTH - WESTCHASE ER		108	20	16%	128
LIFE CARE CENTER OF ALTAMONTE SPRINGS		102	25	20%	127
JUNO DERMATOLOGY LLC		114	13	10%	127
NO FLORIDA PEDIATRICS, PA - BRADFORD		106	21	17%	127
NAVARRE GARDENS LLC		102	25	20%	127
CARENOW LAKE MARY			127	100%	127
GESSLER CLINIC PA		98	29	23%	127
Shoal Creek Rehabilitation Center		85	42	33%	127
ADVENTHEALTH EXPRESS CARE AT WESLEY CH		114	13	10%	127
DB MD		113	13	10%	126
WEST COAST FAMILY MEDICAL CARE		98	28	22%	126
FINNISH AMERICAN REST HOME-ALF		124	2	2%	126
LAKE REGIONAL URGENT CARE		7	119	94%	126
PROVISTA DIAGNOSTICS, INC		123	3	2%	126
SIGNATURE HEALTHCARE OF ORANGE PARK		123	3	2%	126
RDV SPORTSPLEX PEDIATRICS		105	21	17%	126
HILLSBOROUGH COUNTY DEVELOPMENTAL CTR	1	117	8	6%	126
CRYSTAL RIVER HEALTH & REHAB		125			125
WINDSOR OF LAKEWOOD RANCH,THE		123	2	2%	125
CARENOW URGENT CARE - LAKE MARY			125	100%	125
Lakeside Nursing and Rehabilitation Center	1	99	25	20%	125
FOUNTAINS OF HOPE LLC, THE		124	1	1%	125
MANOR CARE OF PALM HARBOR		123	1	1%	124

COVID-19: testing by laboratory

Data through Feb 17, 2021 verified as of Feb 18, 2021 at 09:25 AM

Data in this report are provisional and subject to change.

The numbers in the table below represent the number of Florida and non-Florida residents for whom test results were received by the Department of Health. A person can be tested by more than one laboratory and can have both positive and negative results. **Therefore, the sum of the numbers in each column will be larger than the total number of people tested.**

Reporting lab	Inconclusive	Negative	Positive	Percent positive	Total
THE CLUB AND REHABILITATION CENTER		123	1	1%	124
ARBOR GLEN AT ARBOR TRACE	2	113	9	7%	124
KINDRED HOSPITAL-BAY AREA-ST PETERSBURG LAB	1	117	6	5%	124
VILLA MARIA WEST SKILLED NURSING FACILITY		117	7	6%	124
WILLOW BROOKE COURT AT AZALEA TRACE		124			124
CITRUS MEMORIAL HOSPITAL			124	100%	124
TUSCAN ISLE CHAMPIONSGATE OP CO LLC		121	2	2%	123
ISLAND HEALTH AND REHABILITATION CENTER		122	1	1%	123
TGH URGENT CARE – SEMINOLE			123	100%	123
STERLING HOUSE OF WINTER HAVEN		120	3	2%	123
CARE CENTERS OF NASSAU		120	3	2%	123
QUICK CARE MED PL CR		80	43	35%	123
ARDEN COURTS OF FORT MYERS		120	3	2%	123
AMERICAN HOUSE-BONITA SPRINGS□		121	1	1%	122
JUPITER MEDICAL CENTER URGENT CARE - STUART		90	32	26%	122
MAINSTREAM DIAGNOSTIC LABORATORY LLC		106	16	13%	122
ADVENT HEALTH CENTRA CARE - BRANDON		31	91	75%	122
COQUINA CENTER		119	3	2%	122
PBC FIREFIGHTER BENEFIT FUND WELLNESS CENTER		94	27	22%	121
FAWCETT MEMORIAL HOSPITAL LABORATORY			121	100%	121
SEA PINES REHABILITATION HOSPITAL		120	1	1%	121
VENICE REGIONAL MEDICAL CENTER BAYFRONT HEALTH		53	68	56%	121
CLINICA HISPANA		1	120	99%	121
HARBORCHASE OF VERO BEACH		106	15	12%	121
PARKVIEW HEALTH		121			121
URGENT CARE TCMA			120	100%	120
IQBAL A FARUQUI MD□		88	32	27%	120
MEYER PEDIATRICS		107	13	11%	120
BROOKDALE JENSEN BEACH□		117	3	3%	120
The Crossings		120			120
FLORIDA DEPARTMENT OF HEALTH IN LAKE COUNTY	1	78	41	34%	120
SONNIS PEDIATRICS PA		107	12	10%	119
NORTH FL SOUTH GA HCS-MALCOM RANDALL VAMC			119	100%	119
PROMPT CARE OF CENTRAL FLORIDA			119	100%	119
ISLAND URGENT CARE PLLC DBA AFC URGENT CARE		118	1	1%	119
ST AUGUSTINE HEALTH & REHAB CENTER		119			119
BOSTON RED SOX CLUB LP		117	2	2%	119
AMERICAN FAMILY MEDICAL LLC		81	38	32%	119
PALMS FACILITY INC		104	15	13%	119
MATHISON RETIREMENT COMMUNITY		114	5	4%	119
ST VINCENT'S AMBULATORY CARE INC DBA	2	98	18	15%	118
HIGHLANDS LAKE CENTER		115	3	3%	118
COASTAL HEALTH AND REHAB		110	8	7%	118
RDX BIOSCIENCE		60	58	49%	118
Kindred Hospital South Florida Hollywood SNU		110	7	6%	117
SPRING HAVEN RETIREMENT	1	116			117
THREE OAKS PHARMACY INC		105	12	10%	117

COVID-19: testing by laboratory

Data through Feb 17, 2021 verified as of Feb 18, 2021 at 09:25 AM

Data in this report are provisional and subject to change.

The numbers in the table below represent the number of Florida and non-Florida residents for whom test results were received by the Department of Health. A person can be tested by more than one laboratory and can have both positive and negative results. **Therefore, the sum of the numbers in each column will be larger than the total number of people tested.**

Reporting lab	Inconclusive	Negative	Positive	Percent positive	Total
NURSING PLUS OF BROWARD LLC		102	15	13%	117
PSL NAPLES BH OPERATIONS, LLC		117			117
MILLENNIUM PHYSICIAN GROUP LLC		100	17	15%	117
BELVEDERE COMMONS OF FORT WALTON BEACH		107	10	9%	117
SH HERON EAST LLC□		103	14	12%	117
FLORIDA HEALTH CARE PLANS INC		1	116	99%	117
MINUTECLINIC DIAGNOSTIC OF RHODE ISLAND, LLC #729		113	4	3%	117
NEIGHBORHOOD MEDICAL CENTER		112	5	4%	117
Avante at Melbourne		116	1	1%	117
WILLOWBROOKE COURT AT ST ANDREWS ESTATES		112	5	4%	117
CLEARWATER STATMED QUICK QUALITY CLINICS		37	80	68%	117
ANCHOR CARE AND REHABILITATION CENTER		116	1	1%	117
MED COMP SCIENCES		1	116	99%	117
JUPITER MEDICAL CENTER URGENT CENTER		85	31	27%	116
LEE COUNTY SCHOOL DISTRICT	1	108	7	6%	116
CHERRY OAK PALM BEACH COUNTY		110	6	5%	116
WINDERMERE MEDICAL CENTER		112	4	3%	116
SUNFLOWER SPRINGS ASSISTED LIVING		105	10	9%	115
BROOKDALE COLONIAL PARK	2	112	1	1%	115
WALTON PLACE		115			115
AZALEA TRACE PHYSICIAN SERVICES		114	1	1%	115
PANAMA PHARMACY	3	95	17	15%	115
ACCESS MEDICAL CENTER		100	14	12%	114
NAPHCARE, INC AT MANATEE COUNTY JAIL		89	25	22%	114
ELAN BUENA VISTA		97	17	15%	114
DIAGNOSTIC LABORATORY OF OKLAHOMA		91	23	20%	114
Courtyards of Orlando Care Center		101	12	11%	113
TREASURE COAST MEDICAL ASSOCIATES		4	109	96%	113
EAST NEW YORK DIAGNOSTIC AND TREATMENT		107	6	5%	113
ALLCARE MEDICAL CENTERS PC		93	20	18%	113
WILLISTON PEDIATRICS PA		91	22	19%	113
TIFFANY HALL NURSING AND REHAB CENTER		104	9	8%	113
HOBDAIRI FAMILY HEALTH LLC□		78	35	31%	113
CABANA AT JENSEN DUNES, THE		110	3	3%	113
BROWARD HEALTH CORAL SPRINGS EPIDEMIOLOGY DEPT		1	111	99%	112
ALLIED HEALTH FORT PIERCE		112			112
ADVENTHEALTH MEDICAL GROUP FAMILY MEDICINE AT		88	24	21%	112
Sandy Ridge Center for Rehabilitation and Healing		91	21	19%	112
LORI MCAULIFFE MD PA		93	19	17%	112
RESEARCH CENTERS OF AMERICA, LLC		91	21	19%	112
STAR CARE		96	16	14%	112
PARTICLE THEORY LABS		103	8	7%	111
CLEVELAND CLINIC FOUNDATION		12	99	89%	111
WHITE WILSON MEDICAL CENTER IMMEDIATE CARE		12	99	89%	111
NADAL PEDIATRICS		86	24	22%	110
LAKE HOUSE ASSISTED LIVING		93	17	15%	110
PHYSICIANS REGIONAL CLINIC		82	28	25%	110

COVID-19: testing by laboratory

Data through Feb 17, 2021 verified as of Feb 18, 2021 at 09:25 AM

Data in this report are provisional and subject to change.

The numbers in the table below represent the number of Florida and non-Florida residents for whom test results were received by the Department of Health. A person can be tested by more than one laboratory and can have both positive and negative results. **Therefore, the sum of the numbers in each column will be larger than the total number of people tested.**

Reporting lab	Inconclusive	Negative	Positive	Percent positive	Total
MONTEFIORE MEDICAL CENTER LABORATORIES - MOSES		100	9	8%	109
MG PORT CHARLOTTE II SUBTENANT LLC		98	11	10%	109
RIVERSIDE RECOVERY OF TAMPA		108	1	1%	109
THE COURTYARD ASSISTED LIVING		104	4	4%	108
EVANS HEALTH CARE		106	2	2%	108
VIERA DEL MAR HEALTH AND REHABILITATION CENTER		99	9	8%	108
TGH URGENT CARE - TYRONE		2	106	98%	108
VITAS HEALTHCARE CORPORATION OF FLORIDA		105	3	3%	108
NAVY HOSPITAL			107	100%	107
WESTWOOD NURSING & REHAB		74	33	31%	107
GRAND OAKS HEALTH & REHABILITATION		106	1	1%	107
CCS - PAUL REIN DETENTION FACILITY		79	28	26%	107
BAY VIEW HEALTHCARE		85	22	21%	107
SMILEY MEDICAL GROUP		78	28	26%	106
ELMCROFT OF BELLA VITA		98	8	8%	106
NORTH BEACH REHABILITATION CENTER		104	2	2%	106
HEART OF FLORIDA REGIONAL MED CTR		35	71	67%	106
MINUTECLINIC LLC #4987		92	14	13%	106
MD 365 MEDICAL CARE		105	1	1%	106
JEFFERSON COUNTY HEALTH DEPARTMENT-MONTICELLO		78	28	26%	106
L&S SENIOR CARE DBA ARCADIA OAKS	4	101	1	1%	106
TRADITION MEDICAL CENTER LABORATORY		48	57	54%	105
MEDICAL CONSULTANTS OF FLORIDA DBA	1	90	14	13%	105
PICH KTM CORP DBA MEDTOWN PHARMACY		89	16	15%	105
CITRUS MEMORIAL HEALTH SYSTEM LAB		2	103	98%	105
SOLARIS SENIOR LIVING OF MERRITT ISLAND		102	3	3%	105
NORTH FLORIDA EVALUATION AND TREATMENT CENTER	2	98	5	5%	105
PROFESSIONAL URGENT CARE SERVICES		74	30	29%	104
VISTA MANOR		92	12	12%	104
BENTON HOUSE AT OAKLEAF		76	28	27%	104
BIODESIX, INC.		77	27	26%	104
UNIVERSITY MEDICAL CENTER SUITES		91	13	13%	104
MARTIN ACQUISITION 1 LLC DBA		91	13	13%	104
GRANDE, THE	2	98	4	4%	104
SUMMIT MEDICAL GROUP		95	9	9%	104
Mt Sinai Aventura			103	100%	103
PINELLAS CARE CENTER		76	27	26%	103
SACRED HEART HEALTH SYSTEM INC		78	25	24%	103
MCW MENTAL HEALTH LLC		101	2	2%	103
UNIVERSITY HEALTH SYSTEM INC		93	10	10%	103
PREDICTIVE LABORATORIES, INC	1	90	12	12%	103
EMBRY RIDDLE AERONAUTICAL UNIVERSITY HEALTH SERVICES		1	102	99%	103
FLAGLER COLLEGE HEALTH SERVICES		74	28	27%	102
The Ponce Therapy Care Center		98	4	4%	102
FAMILY MEDICAL CARE OF PALM BEACH		41	60	59%	101
MAGNOLIA MEDICAL CLINIC		11	90	89%	101
HOSPICE OF THE EMERALD COAST INC - PANAMA CITY	2	92	7	7%	101

COVID-19: testing by laboratory

Data through Feb 17, 2021 verified as of Feb 18, 2021 at 09:25 AM

Data in this report are provisional and subject to change.

The numbers in the table below represent the number of Florida and non-Florida residents for whom test results were received by the Department of Health. A person can be tested by more than one laboratory and can have both positive and negative results. **Therefore, the sum of the numbers in each column will be larger than the total number of people tested.**

Reporting lab	Inconclusive	Negative	Positive	Percent positive	Total
ARBOR TERRACE ORTEGA LLC	2	97	2	2%	101
APLS SERVICES LLC D/B/A CLEAR DIAGNOSTICS	10	91			101
KINDRED HOSPITAL MELBOURNE	1	97	3	3%	101
North Lake Care Center		100	1	1%	101
ALL MY KIDS PEDIATRICS INC		75	26	26%	101
JPR URGENT MEDICAL CARE		99	2	2%	101
A PLUS PEDIATRICS		86	14	14%	100
DOUGLAS T JACOBSON STATE VETERANS HOME		100			100
AMERICAN HOUSE COCONUT POINT		87	13	13%	100
D PEDIATRICS		90	10	10%	100
HEALTHPOINT MED GRP OF THE EMERALD COAST LLC		75	25	25%	100
GEORGE SAFRAN MD PC		89	11	11%	100
SOUTH BALDWIN MEDICAL CENTER GULF SHORES		79	21	21%	100
Centre Pointe Health and Rehabilitation Center		89	11	11%	100
Consulate Health Care of Port Charlotte		98	2	2%	100
WELLNOW URGENT CARE PC		100			100
CENTRAL FLORIDA HEALTH CARE		47	52	53%	99
ST MARK ASSISTED LIVING CENTER	1	85	12	12%	98
GLOBAL CENTRAL LABS AT PPD	2	88	8	8%	98
SEMINOLE COUNTY HEALTH DEPARTMENT		79	19	19%	98
CLERMONT URGENT CARE			98	100%	98
MY CLINICAL LAB INC		17	81	83%	98
HOSPICE OF THE TREASURE COAST		95	3	3%	98
Cross Landings Health and Rehabilitation		97	1	1%	98
PLAZA OF HALLANDALE BEACH		98			98
LANDMARK, THE		48	50	51%	98
WHITE PLAINS HOSPITAL CENTER LAB		94	4	4%	98
CHARLES CROFT MD	1	96	1	1%	98
URINEGOODHANDS LLC		96	2	2%	98
FLORIDA COMMUNITY HEALTH CENTERS INC			98	100%	98
LATE HOURS URGENT CARE		58	40	41%	98
ARBOR TRAIL		77	20	21%	97
RIDGEWOOD DIAGNOSTIC LABORATORY		92	5	5%	97
ISLAND DOCTORS		12	85	88%	97
SEMINOLE SPORTS AND FAMILY MEDICINE		86	11	11%	97
J FRANK AVEY MD		77	20	21%	97
PINELLAS COUNTY JAIL			97	100%	97
HEALTH CENTERS AT BRENTWOOD		96	1	1%	97
WESTCHESTER MEDICAL CENTER		94	3	3%	97
VIERA HOSPITAL			96	100%	96
PEDIATRIC ASSOCIATES ORLANDO		82	14	15%	96
ARIZONA DEPARTMENT OF HEALTH SERVICES		5	91	95%	96
MARKET STREET VIERA		95	1	1%	96
CCS - BROWARD COUNTY JAIL		90	6	6%	96
BAYSHORE MEMORY CARE		96			96
CROSS CITY REHABILITATION AND HEALTH CARE CENTER		72	23	24%	95
PEDIATRIC CARE CENTER- JACKSONVILLE BEACH		67	28	29%	95

COVID-19: testing by laboratory

Data through Feb 17, 2021 verified as of Feb 18, 2021 at 09:25 AM

Data in this report are provisional and subject to change.

The numbers in the table below represent the number of Florida and non-Florida residents for whom test results were received by the Department of Health. A person can be tested by more than one laboratory and can have both positive and negative results. **Therefore, the sum of the numbers in each column will be larger than the total number of people tested.**

Reporting lab	Inconclusive	Negative	Positive	Percent positive	Total
SIGNATURE HEALTHCARE OF PORT CHARLOTTE		88	7	7%	95
SOUTHERN LABORATORY SERVICES OF NWF		68	27	28%	95
MACADAMS HOME HEALTH AGENCY		94	1	1%	95
VILLAS OF HOLLY BROOK - BRADENTON 14TH		95			95
DEVANSH LAB WERKS INC		79	16	17%	95
THE TERRACE OF KISSIMMEE		80	15	16%	95
FIRSTCARE CLINIC		42	52	55%	94
DIAGNOSTIC SOLUTIONS		3	91	97%	94
CONSULATE HEALTH CARE OF SARASOTA	1	93			94
WALGREENS 4915		85	9	10%	94
ADVENT HEALTH - PALM HARBOR ER		70	24	26%	94
PRIME HEALTH OF NORTH PORT LLC		84	10	11%	94
ADVENTHEALTH MEDICAL GROUP PRIMARY CARE		89	4	4%	93
KALEIDA HEALTH CENTER FOR LABORATORY		87	6	6%	93
HURLBURT FIELD CLINIC		39	54	58%	93
CAREMOUNT MEDICAL - PATHOLOGY		89	4	4%	93
ORLANDO LUTHERAN TOWERS ASSISTED LIVING		93			93
MEASE COUNTRYSIDE HOSPITAL		1	92	99%	93
PENNSYLVANIA DEPT OF HEALTH		21	72	77%	93
KINDRED HOSPITAL - SOUTH FLORIDA		91	1	1%	92
INNOVATIVE TRANSFUSION MEDICINE, INC	2	69	21	23%	92
METROPOLITAN HOSPITAL CENTER		88	4	4%	92
MINNESOTA TWINS		87	5	5%	92
KINDRED HOSPITAL NORTH FLORIDA	3	84	5	5%	92
MIAMI BEACH COMMUNITY HEALTH CENTER		1	91	99%	92
HIGHLANDS MEDICAL CENTER		89	3	3%	92
ROHR HOME		89	3	3%	92
KORGENE LAB	1	23	68	74%	92
FHMG LAKE MARY PEDS		79	13	14%	92
HARBORCHASE OF NAPLES		78	13	14%	91
BAHIA OAKS LODGE		85	6	7%	91
KINDRED HOSPITAL SOUTH FLORIDA		89	2	2%	91
ADVENT HEALTH CENTRA CARE - WATERMAN		78	13	14%	91
HERON CLUB AT PRESTANCIA		89	2	2%	91
MAGNOLIA DIAGNOSTIC		2	88	98%	90
QPS, LLC		87	3	3%	90
Peninsula Care and Rehab		78	12	13%	90
SUNSHINE GARDENS		89	1	1%	90
SUMMIT MEDICAL GROUP PA		81	9	10%	90
JOHN KNOX VILLAGE OF FLORIDA ALF	1	85	4	4%	90
KEYS MEDICAL GROUP			90	100%	90
ESCAMBIA COUNTY JAIL	1	62	26	29%	89
STUART LODGE LIVING LLC		66	23	26%	89
F&T MEDICAL RESEARCH, INC		89			89
SEVEN HILLS HEALTH AND REHABILITATION CENTER		73	16	18%	89
FLORIDA MEDICAL CLINIC LLC		49	40	45%	89
LIFE BRITE		73	16	18%	89

COVID-19: testing by laboratory

Data through Feb 17, 2021 verified as of Feb 18, 2021 at 09:25 AM

Data in this report are provisional and subject to change.

The numbers in the table below represent the number of Florida and non-Florida residents for whom test results were received by the Department of Health. A person can be tested by more than one laboratory and can have both positive and negative results. **Therefore, the sum of the numbers in each column will be larger than the total number of people tested.**

Reporting lab	Inconclusive	Negative	Positive	Percent positive	Total
NORTH FLORIDA SPINE AND WELLNESS		69	20	22%	89
PEDIATRIC ASSOCIATES AT ARGYLE PA		83	5	6%	88
GOVERNOR'S CREEK HEALTH & REHABILITATION		87	1	1%	88
LAKE GIBSON VILLAGE, LLC		85	3	3%	88
PALMS EDGE	1	81	6	7%	88
FREEDOM INN AT TARPON SPRINGS		81	7	8%	88
AVERO DIAGNOSTICS		64	24	27%	88
ST PETERSBURG PEDIATRICS-MLK JUNIOR BLVD		80	8	9%	88
CLEAR MOLECULAR		86	2	2%	88
A2Z DIAGNOSTICS		87	1	1%	88
LECONTE MEDICAL CENTER LAB		69	18	21%	87
CENTURY CENTER FOR REHABILITATION & HEALING		69	18	21%	87
BRANDON HEALTH AND REHABILITATION CENTER	1	85	1	1%	87
EC OPCO CARROLLWOOD LLC		81	6	7%	87
LABCORP RTP		34	53	61%	87
GULFCOAST PEDIATRICS		80	7	8%	87
RITE MEDICAL CARE PC		86	1	1%	87
BMCB MOLECULAR DIAGNOSTIC SUBSECTION		83	4	5%	87
ARBOR TERRACE SAN JOSE LLC	3	82	2	2%	87
ALTERNATIVE LIVING, INC DBA TWIN CITIES PAVILION		85	2	2%	87
PACIFIC ANALYTICS			87	100%	87
PEDIATRICS IN BREVARD PA- ROCKLEDGE		54	32	37%	86
OPPENHEIMER PLASTIC SURGERY LLC		81	5	6%	86
CAREATC CITY OF TAMPA		68	18	21%	86
NSPIRE HEALTHCARE TAMARAC		80	6	7%	86
PENSACOLA DEVELOPMENTAL CENTER		67	19	22%	86
Crystal Health & Rehab Center		80	6	7%	86
SOUTH GEORGIA MEDICAL CENTER		48	38	44%	86
DISCOVERY VILLAGE AT THE FORUM		86			86
AVANTE AT OCALA INC		55	30	35%	85
DAYSPRING SENIOR LIVING LLC		83	2	2%	85
East Bay Rehabilitation Center		51	34	40%	85
W. FRANK WELLS NURSING HOME		84	1	1%	85
MIAMI SHORES NURSING & REHAB		85			85
SUNLIFE PHARMACY		81	4	5%	85
WALGREENS #12673		82	2	2%	84
PANCARE HEALTH GULF COUNTY		58	26	31%	84
ADVANCED EMURGENT CARE		27	57	68%	84
PINES OF SARASOTA GARDEN		84			84
MICRO PATH LABORATORIES INC		82	2	2%	84
CLYDE E LASSEN STATE VETERANS NURSING HOME		59	25	30%	84
SANIBEL INTERNAL MEDICINE, LLC		81	3	4%	84
NITE LITE PEDIATRICS - JACKSONVILLE		76	8	10%	84
ATRIUM AT LIBERTY PARK		80	4	5%	84
DELAND WELLNESS CENTER			84	100%	84
HAZELDEN FLORIDA	1	80	3	4%	84
HAWTHORN HOUSE		70	14	17%	84

COVID-19: testing by laboratory

Data through Feb 17, 2021 verified as of Feb 18, 2021 at 09:25 AM

Data in this report are provisional and subject to change.

The numbers in the table below represent the number of Florida and non-Florida residents for whom test results were received by the Department of Health. A person can be tested by more than one laboratory and can have both positive and negative results. **Therefore, the sum of the numbers in each column will be larger than the total number of people tested.**

Reporting lab	Inconclusive	Negative	Positive	Percent positive	Total
STONY BROOK UNIVERSITY MEDICAL CENTER		69	14	17%	83
LABCORP EMPLOYER SERVICES		82	1	1%	83
LAFAYETTE NURSING AND REHABILITATION CENTER		81	2	2%	83
SENIOR LIVING VII TAMPA LLC□	1	73	9	11%	83
ERIE COUNTY MEDICAL CTR CLINICAL LABS		79	4	5%	83
THE PAVILION FOR HEALTH CARE		72	10	12%	82
LAB		29	53	65%	82
CALADIUM PEDIATRICS		74	8	10%	82
CANOPY ON BERRYHILL, THE		51	31	38%	82
Lexington Health and Rehabilitation Center		82			82
HOSPICE OF MARTIN & ST LUCIE, INC		78	3	4%	81
ARDEN COURTS OF LELY PALMS□		79	2	2%	81
GRAND OAKS OF JENSEN BEACH LLC□		80	1	1%	81
BRILLIANCE ASSISTED LIVING		63	18	22%	81
HEARTLAND PHARMACY LAKE PLACID, INC		59	22	27%	81
MOOSEHAVEN LIFE CARE CENTER		81			81
MINUTECLINIC DIAGNOSTIC OF SOUTH CAROLINA, LLC		66	15	19%	81
BIO-TECH CLINICAL LABORATORIES		41	40	49%	81
ARBOR OAKS AT TYRONE	8	69	3	4%	80
NEW SMYRNA BEACH URGENT CARE			80	100%	80
EAST ALABAMA MEDICAL CENTER LABORATORY		68	12	15%	80
VITAS HEALTHCARE		74	6	8%	80
WINDSOR OAKS		79	1	1%	80
MEMORY CARE OF NAPLES		80			80
HUNTSVILLE HOSPITAL LABORATORY		55	25	31%	80
BAPTIST MEDICAL CENTER SOUTH		65	15	19%	80
SURFSIDE URGENT CARE		65	15	19%	80
ST PETERSBURG PEDIATRICS-SEMINOLE		69	11	14%	80
CVS		18	61	77%	79
CBS LABS OF TAMPA LLC		3	76	96%	79
EDGEWATER AT WATERMAN VILLAGE		78	1	1%	79
LABFIRST - DEPARTMENT OF PATHOLOGY		76	3	4%	79
CATHOLIC HEALTH SYSTEM DEPT LABORATORY		77	2	3%	79
SONATA WEST		77	2	3%	79
BALMORAL TENANT SERVICES INC	1	43	35	44%	79
A COUNTRY PLACE ASSISTED LIVING FACILITY		77	2	3%	79
DIATHERIX LABORATORIES		40	39	49%	79
VETERANS AFFAIRS MEDICAL CENTER - PALO ALTO		28	51	65%	79
SEMINOLE TRIBE OF FLORIDA		62	16	21%	78
GIBBENS FAMILY MEDICAL, LLC		60	18	23%	78
CHAMBREL AT ISLAND LAKE		75	3	4%	78
LAKE MORTON PLAZA□		75	3	4%	78
Baldwin Pediatrix		69	9	12%	78
QUALITY URGENT CARE AND WELLNESS PL	2	45	31	40%	78
Madison Health and Rehabilitation Center		42	36	46%	78
HEARTLAND HEALTHCARE AND REHAB CENTER		56	22	28%	78
ORANGE CITY NURSING AND REHAB		75	2	3%	77

COVID-19: testing by laboratory

Data through Feb 17, 2021 verified as of Feb 18, 2021 at 09:25 AM

Data in this report are provisional and subject to change.

The numbers in the table below represent the number of Florida and non-Florida residents for whom test results were received by the Department of Health. A person can be tested by more than one laboratory and can have both positive and negative results. **Therefore, the sum of the numbers in each column will be larger than the total number of people tested.**

Reporting lab	Inconclusive	Negative	Positive	Percent positive	Total
PLYMOUTH HOME FOR ADULTS, INC.	8	68	1	1%	77
TRUE NORTH HEALTH NAVIGATION LLC DBA DISPATCHHEALTH	1	60	16	21%	77
MINUTECLINIC DIAGNOSTIC		71	6	8%	77
PARK OF THE PALMS INC		77			77
DEBARY HEALTH AND REHABILITATION CENTER		75	2	3%	77
S-H THIRTY-FIVE OPCO- PORT ST LUCIE, LLC	1	75			76
DYNAMIC MEDICAL USA			76	100%	76
CLINICAL PATHOLOGY ASSOCIATES-SONIC REFERENCE LAB		76			76
WINDSOR REFLECTIONS		75	1	1%	76
NORTH PORT REHABILITATION AND NURSING CENTER□		75	1	1%	76
MD 365 MEDICAL CARE PLLC		76			76
WALGREENS 9627		70	6	8%	76
CENTRAL BALDWIN IMMEDIATE CARE & FAMILY PRACTICE		58	18	24%	76
TURNING POINT OF TAMPA		69	6	8%	75
PROMEDICA LABORATORIES		21	54	72%	75
BEACHES PEDIATRICS PA		70	5	7%	75
BRADEN RIVER REHABILITATION CENTER LLC		75			75
MOBILE PHYSICIAN SERVICES INC		67	8	11%	75
BOND CLINIC PA		43	32	43%	75
ADVENTHEALTH EXPRESSCARE		45	30	40%	75
LONG TERM CARE OF JAY, LLC		53	21	28%	74
NOAH CLINICAL LABORATORY		63	11	15%	74
LAKE HOWELL FAMILY MEDICINE ASSOCIATES		63	11	15%	74
HEALTH FIRST - PALM BAY HOSPITAL		2	72	97%	74
BAYCARE HEALTH SYSTEMS		2	72	97%	74
Golfview Healthcare Center		73			73
ROSECASTLE AT DELANEY CREEK		72	1	1%	73
CONSULATE HEALTH CARE – LAKE MARY		72	1	1%	73
SIMED LABORATORY		57	16	22%	73
WATERCREST ST LUCIE WEST	1	69	3	4%	73
BROOKDALE OVIEDO		71	2	3%	73
BROWARD HEALTH MEDICAL CENTER		3	70	96%	73
LAB PLUS, LLC AT SAINT THOMAS WEST HOSPITAL		59	14	19%	73
ACE BIOMEDICAL LABS LLC		60	13	18%	73
BROWARD HEALTH MEDICAL CENTER CLINICAL LAB			73	100%	73
SCOTT LAKE HEALTH AND REHABILITATION CENTER		71	2	3%	73
ASHRAF MEDICAL GROUP PLLC DBA PULSE MD		70	2	3%	72
TUSCAN ISLE OPERATING COMPANY LLC DBA		69	3	4%	72
Oakhurst Center		65	7	10%	72
EXPERTUS LABORATORIES INC		24	48	67%	72
ST VINCENT'S BIRMINGHAM		66	6	8%	72
HAVEN OF OUR LADY OF PEACE		72			72
HUNTINGTON HOSPITAL LABORATORY		69	3	4%	72
CRAIG BERGER MD PL D/B/A BAY AREA EYE INSTITUTE		72			72
STERLING HOUSE OF TALLAHASSEE	3	62	6	8%	71
FLORIDA PEDIATRIC GROUP		27	44	62%	71
UNIVERSTIY CENTER MEDICAL LLC DBA	1	67	3	4%	71

COVID-19: testing by laboratory

Data through Feb 17, 2021 verified as of Feb 18, 2021 at 09:25 AM

Data in this report are provisional and subject to change.

The numbers in the table below represent the number of Florida and non-Florida residents for whom test results were received by the Department of Health. A person can be tested by more than one laboratory and can have both positive and negative results. **Therefore, the sum of the numbers in each column will be larger than the total number of people tested.**

Reporting lab	Inconclusive	Negative	Positive	Percent positive	Total
ATMORE COMMUNITY HOSPITAL LABORATORY		51	20	28%	71
ADVANCED LAB		67	4	6%	71
NORTH SHORE MEDICAL LABS	1	65	5	7%	71
PORT CHARLOTTE REHABILITATION CENTER		61	10	14%	71
AMMON LABS		61	10	14%	71
ALTAMONTE PEDIATRIC ASSOCIATES		31	40	56%	71
BIOREFERENCE LABORATORIES		9	62	87%	71
ADVENT HEALTH - LAKE MARY		60	10	14%	70
Winter Garden Rehab and Nursing Facility		65	5	7%	70
Highlands Regional Hospital		63	7	10%	70
CORNERSTONE MEDICAL CARE OF BRANDON PL		59	11	16%	70
OAK MANOR NURSING HOME		66	4	6%	70
PANIRA HEALTHCARE CLINIC		2	68	97%	70
SUNCOAST COMMUNITY HEALTH CENTERS PEDIATRICS		21	49	70%	70
LENOX HILL HOSPITAL		64	6	9%	70
SUMMIT AT VENICE	2	63	5	7%	70
PUBLIC SQUARE PHARMACY LLC		53	16	23%	69
HERITAGE HEALTHCARE AND REHABILITATION CENTER		69			69
CP/AIG PENSACOLA DEVELOPMENT LLC		66	3	4%	69
USF HEALTH MORSANI CENTER		5	64	93%	69
BAY PINES MEDICAL ASSOCIATES		1	68	99%	69
SAN JOSE SENIOR CARE LLC	1	43	25	36%	69
BLISS HEALTHCARE SERVICES	1	48	20	29%	69
MEMORIAL MANOR		69			69
PARKSIDE INN	3	64	2	3%	69
PLANTATION GENERAL HOSPITAL CLINICAL LAB		26	43	62%	69
LEE MEMORIAL HEALTH SYSTEM HEALTH FAIR		64	4	6%	68
RARITAN BAY PERTH AMBOY		61	7	10%	68
Avante at St Cloud, Inc.		66	2	3%	68
SUNCOAST OPTIMAL WELLNESS		23	45	66%	68
JERICOHO URGENT CARE		65	3	4%	68
AEL- MEMPHIS		17	51	75%	68
ASSOCIATED CLINICAL LABORATORIES		60	8	12%	68
CARE RESOURCE COMMUNITY HEALTH CENTERS INC		66	2	3%	68
EISENHOWER ARMY MEDICAL CENTER		61	7	10%	68
CAN COMMUNITY HEALTH		66	1	1%	67
ST JOSEPH'S HOSPITAL LABORATORY			67	100%	67
NORTH FLORIDA PEDIATRICS		55	12	18%	67
BROOKDALE BONITA SPRINGS		66	1	1%	67
MEASE MANOR INC		63	4	6%	67
WALGREENS 2941		64	3	4%	67
COOPER FAMILY MEDICAL PLLC		50	17	25%	67
FHMG- FLORIDA HOSPITAL MEDICAL GROUP		57	10	15%	67
GENPATH			67	100%	67
MD LABS		40	27	40%	67
ESCAMBIA COUNTY JAIL DETENTION DIVISION		66	1	1%	67
FLORIDA DEPARTMENT OF HEALTH IN WALTON COUNTY		54	13	19%	67

COVID-19: testing by laboratory

Data through Feb 17, 2021 verified as of Feb 18, 2021 at 09:25 AM

Data in this report are provisional and subject to change.

The numbers in the table below represent the number of Florida and non-Florida residents for whom test results were received by the Department of Health. A person can be tested by more than one laboratory and can have both positive and negative results. **Therefore, the sum of the numbers in each column will be larger than the total number of people tested.**

Reporting lab	Inconclusive	Negative	Positive	Percent positive	Total
KINDRED AT HOME		58	9	13%	67
PENSACOLA PEDIATRICS - PACE		58	8	12%	66
GV NAPLES OPCO, LLC		65	1	2%	66
CATHOLIC HEALTH SERVICES REGIONAL LAB		59	7	11%	66
CL BRUMBACK PRIMARY CARE CLINICS		16	50	76%	66
PANCARE HEALTH - MALONE CLINIC		60	6	9%	66
BIG BOCA SMILES LLC		64	2	3%	66
LAKE WALES OPERATING GROUP LLC		61	5	8%	66
MACKOUL PEDIATRICS FORT MYERS		51	15	23%	66
PALM BEACH ATLANTIC UNIVERSITY		62	4	6%	66
AU HEALTH		53	13	20%	66
AMERICAN FAMILY MEDICAL		53	13	20%	66
STONY BROOK SOUTHAMPTON		65	1	2%	66
BAY REGIONAL URGENT CARE	1	42	23	35%	66
MEDEX MEDICAL EXPRESS OF PALATKA			66	100%	66
OKEECHOBEE URGENT CARE		17	48	74%	65
SUMMER VISTA ASSISTED LIVING		38	27	42%	65
MINUTECLINIC DIAGNOSTIC OF OHIO LLC		50	15	23%	65
BROOKDALE CENTRE POINTE	1	64			65
INDIGO MANOR		22	43	66%	65
325TH MEDICAL GROUP		62	3	5%	65
ISLAND COAST PEDIATRICS		58	7	11%	65
MED EXPRESS		6	59	91%	65
BOND CLINIC DR ELDEEB		35	30	46%	65
BIOIQ		15	50	77%	65
GREENLEAF ALF		63	1	2%	64
JOSEPH L MORSE GERIATRIC CENTER	2	59	3	5%	64
MINUTECLINIC DIAGNOSTIC OF TEXAS, LLC		57	7	11%	64
QUALITY URGENT CARE AND WELLNESS		35	29	45%	64
VETERANS AFFAIRS MEDICAL CENTER - GULF COAST		27	37	58%	64
TRINITY AL SENIOR HOUSING LLC		45	19	30%	64
WADSWORTH HEALTH CENTER		61	3	5%	64
OUT OF STATE		40	24	38%	64
NXGEN MDX		20	44	69%	64
SOMERBY OF SANTA ROSA BEACH		55	9	14%	64
NEMOURS CHILDRENS PRIMARY CARE OVIEDO		51	13	20%	64
MISIR DRUGS LLC		51	12	19%	63
EC OPCO PENSACOLA, LLC		62	1	2%	63
ADVENT HEALTH CENTRA CARE - WINTER GARDEN		17	46	73%	63
MED ONE AT SAINT AUGUSTINE		33	30	48%	63
PRIMECARE AT TWIN LAKES		1	62	98%	63
Stratford Court of Palm Harbor		53	10	16%	63
MEDI CLINIC SARASOTA INC		62	1	2%	63
EMERALD COAST BEHAVIORAL HOSPITAL		59	4	6%	63
VIERA HEALTH AND REHABILITATION CENTER		62	1	2%	63
CRESTVIEW URGENT CARE		2	61	97%	63
HARBOR BEACH NURSING AND REHABILITATION CENTER		61	2	3%	63

COVID-19: testing by laboratory

Data through Feb 17, 2021 verified as of Feb 18, 2021 at 09:25 AM

Data in this report are provisional and subject to change.

The numbers in the table below represent the number of Florida and non-Florida residents for whom test results were received by the Department of Health. A person can be tested by more than one laboratory and can have both positive and negative results. **Therefore, the sum of the numbers in each column will be larger than the total number of people tested.**

Reporting lab	Inconclusive	Negative	Positive	Percent positive	Total
MINUTECLINIC DIAGNOSTIC OF NORTH CARO		56	7	11%	63
APC PEDIATRICS AT RYE ROAD MEDICAL PARK		63			63
LUTHERAN HAVEN ASSISTED LIVING		63			63
BEEHIVE HOMES OF GULF BREEZE		47	16	25%	63
BARRY UNIVERSITY STUDENT HEALTH SERVICES		37	25	40%	62
MENORAH HOUSE		61	1	2%	62
NORTH SHORE UNIVERSITY HOSPITAL LABORATORY		56	6	10%	62
OVERLOOK HOSPITAL LABORATORY		57	5	8%	62
JACOBI MEDICAL CENTER		59	3	5%	62
WASHINGTON REHABILITATION AND NURSING CENTER		51	10	16%	61
MEDRITE URGENT CARE		50	11	18%	61
EMERALD COAST HOSPICE		60	1	2%	61
Winter Park Care and Rehab		60	1	2%	61
MENTAL HEALTH CARE INC		52	9	15%	61
SAMFORD UNIVERSITY HEALTH SERVICES		60	1	2%	61
TOTAL CARE PLUS LLC			60	100%	60
BURRY'S PHARMACY INC		36	24	40%	60
ORANGE PARK PEDIATRICS		53	7	12%	60
BONITA PHARMACY		58	2	3%	60
PUTNAM COUNTY SHERIFFS OFFICE		54	6	10%	60
THE PRESERVE AT CLEARWATER		58	2	3%	60
LAKELAND REGIONAL HEALTH		36	24	40%	60
TWIN CREEKS ASSISTED LIVING & MEMORY CARE		57	3	5%	60
ADVENT HEALTH - PALM COAST		1	58	98%	59
Summit Medical Group, Pa Dba Citymd		53	6	10%	59
BROOKDALE PALM COAST		59			59
BIOTECH		52	7	12%	59
WAVE CREST HEALTH AND REHABILITATION CENTER		57	2	3%	59
CARDIOLOGY AND MEDICINE ASSOCIATES		43	16	27%	59
INTERNAL LAB		50	9	15%	59
MINUTECLINIC DIAGNOSTIC OF NORTH CAROL		50	9	15%	59
PEDIATRIC SERVICES OF AMERICA INC		57	2	3%	59
WILSON MEMORIAL REGIONAL MEDICAL CENTER		55	4	7%	59
G & R HEALTH MART PHARMACY		47	12	20%	59
RITECARE MED CTR H			59	100%	59
TITUSVILLE FAMILY PRACTICE		16	43	73%	59
AEGIS MEDICAL GROUP		46	13	22%	59
BISHOP GRADY VILLAS		57	2	3%	59
FERN PARK DEVELOPMENTAL CENTER		5	54	92%	59
CINNAMON COVE ALF		58	1	2%	59
FLORIDA HEALTH CARE		8	51	86%	59
MILLENIUM PHYSICIANS GROUP		1	58	98%	59
Margate Health and Rehabilitation Center		56	2	3%	58
NOMI HEALTH LAB SERVICES LLC		4	54	93%	58
BOND AND STEELE CLINIC, PA		47	11	19%	58
PALM BAY URGENT CARE		28	30	52%	58
THE CANOPY AT BERRYHILL		58			58

COVID-19: testing by laboratory

Data through Feb 17, 2021 verified as of Feb 18, 2021 at 09:25 AM

Data in this report are provisional and subject to change.

The numbers in the table below represent the number of Florida and non-Florida residents for whom test results were received by the Department of Health. A person can be tested by more than one laboratory and can have both positive and negative results. **Therefore, the sum of the numbers in each column will be larger than the total number of people tested.**

Reporting lab	Inconclusive	Negative	Positive	Percent positive	Total
BARBARA O'REILLY MD PA		57	1	2%	58
LPG CONVENIENT CARE AT PINE ISLAND ROAD		52	6	10%	58
MICHIGAN DEPARTMENT OF HEALTH AND HUMAN SERVICES	1		57	98%	58
AFTER HOURS PEDIATRICS			58	100%	58
HERNANDO COUNTY FIRE RESCUE DISTRICT		25	33	57%	58
SOUTH LAKE PEDIATRICS		55	2	4%	57
ALZHEIMERS CARE CENTER OF VIERA LTD		37	20	35%	57
CORAL GABLES HOSPITAL			57	100%	57
MINUTECLINIC DIAGNOSTIC OF SOUTH CARO		47	10	18%	57
MALCOM RANDALL DEPT OF VAMC			57	100%	57
HOSPICE OF THE FLORIDA SUNCOAST,THE		57			57
ASCENSION SACRED HEART BAY LABORATORY		54	3	5%	57
KAPG FLEMING ISLAND SENIOR HOUSING OPCO LLC	1	56			57
NORTH FLORIDA MEDICAL CENTER		53	4	7%	57
BAPTIST HEALTH SOUTH FLORIDA - WEST BOCA URGENT CARE		34	22	39%	56
LAKELAND REGIONAL HEALTH LAKE MIRIAM		24	32	57%	56
HORIZON ALF		55	1	2%	56
TUKA PEDIATRICS		7	49	88%	56
PHYSICIANS PRIMARY CARE OF SOUTHWEST FLORIDA		39	17	30%	56
BioReference Laboratories, Inc		7	49	88%	56
TIFFANY HALL NURSING AND REHAB		44	12	21%	56
INNOVATIVE GENOMICS, LLC		38	18	32%	56
EAGLES WATCH CLUSTER		47	9	16%	56
STEINHATCHEE FAMILY MEDICAL CENTER□	1	48	7	13%	56
LAKE CITY VA MEDICAL CENTER			56	100%	56
KENDALL REGIONAL MEDICAL CENTER LAB	3		52	95%	55
LINCOLN MEDICAL AND MENTAL HEALTH CENTER		52	3	5%	55
BERNHARDT LABORATORIES	1	14	40	73%	55
life Care Center of Melbourne		38	17	31%	55
EXPRESS DOCS LLC			55	100%	55
COOPER FAMILY MEDICAL, PLLC		45	10	18%	55
HARMONY CLINIC		1	54	98%	55
ST FRANCIS HOSPITAL		47	8	15%	55
SONATA HUNTERS CREEK		47	8	15%	55
PruittHealth Fleming Island		43	12	22%	55
FLORIDA MEDICAL CLINIC PA		46	9	16%	55
TBI RESIDENTIAL SERVICES, INC.		44	11	20%	55
DELCARE PA		42	13	24%	55
MAUREEN OROURKE-FUTEY			55	100%	55
Palms at Ponte Vedra Assisted Livning and Memory Care		52	3	5%	55
MEDLOGIC LABORATORIES		3	52	95%	55
PREMIER MEDICAL ASSOCIATES ALL FLORIDA LLC		54	1	2%	55
JUNIPER VILLAGE AT NAPLES		53	1	2%	54
ST. CLOUD MEDICAL GROUP		54			54
FAMILY EXTENDED CARE OF PUNTA GORDA		54			54
NITE LITE PEDIATRICS - PORT ST. LUCIE		45	9	17%	54
SARASOTA CO. HEALTH DEPT # 58		40	14	26%	54

COVID-19: testing by laboratory

Data through Feb 17, 2021 verified as of Feb 18, 2021 at 09:25 AM

Data in this report are provisional and subject to change.

The numbers in the table below represent the number of Florida and non-Florida residents for whom test results were received by the Department of Health. A person can be tested by more than one laboratory and can have both positive and negative results. **Therefore, the sum of the numbers in each column will be larger than the total number of people tested.**

Reporting lab	Inconclusive	Negative	Positive	Percent positive	Total
SARATOGA HOSPITAL LABORATORY		49	5	9%	54
CERTUS MTD OPCP LLC		52	2	4%	54
PANCARE HEALTH - JACKSON COUNTY		43	11	20%	54
MARQUIS LABS, LLC		53	1	2%	54
TROY REGIONAL MEDICAL CENTER		43	11	20%	54
GENESIS DERMATOLOGY		50	4	7%	54
CLERMONT HEALTH AND REHAB		40	14	26%	54
UNITED LABORATORY SERVICES CORPORATION		38	16	30%	54
APOLLOMDX LABS		31	22	42%	53
TOWERS HOME CARE☐		49	4	8%	53
VITAS HEALTHCARE CORP OF FLORIDA		52	1	2%	53
GRAND ST PAUL CVS		53			53
INTERNAL MEDICINE ASSOCIATES PA		49	4	8%	53
QUOTIENT SCIENCES LABS LLC			53	100%	53
Osprey Point Nursing Center		51	2	4%	53
PALM BAY PEDIATRICS		36	17	32%	53
THOMAS INTERNAL MEDICINE		44	9	17%	53
SOMERSET			53	100%	53
Gabisa Medical LLC		53			53
UHEALTH AT FISHER ISLAND			53	100%	53
CHILDREN'S HOSPITAL OF ALABAMA		52	1	2%	53
ALLIANCE PEDIATRICS		24	29	55%	53
LEVY COUNTY DEPARTMENT OF HEALTH		36	16	31%	52
INTERNAL MEDICINE SPECIALIST		46	6	12%	52
SNH BRFL TENANT LLC	2	50			52
SONATA BOCA RATON		48	4	8%	52
PROMEDICA SENIOR LIVING		51	1	2%	52
VPA PC LAB		48	4	8%	52
DAVID POSNACK JEWISH DAY SCHOOL		52			52
JENNIFER J CHIAVETTA-GRLSANTI DC		40	12	23%	52
ALEXANDER NININGER STATE VETERANS		52			52
MICHAEL AKPEKE MD		43	9	17%	52
ADVENT HEALTH		49	3	6%	52
KEYSTYLE LIVING LLC	1	49	1	2%	51
LPG PEDIATRICS AT PAGE FIELD		50	1	2%	51
PALM RIVER COMMUNITY HEALTH CENTER		46	5	10%	51
GULFVIEW MEDICAL INSTITUTE		51			51
WEST VOLUSIA FAMILY AND SPORTS MEDICINE		50	1	2%	51
AVANTE ST CLOUD		48	3	6%	51
GOOD HEARTS COVID TESTING		8	43	84%	51
FINLAY CLINICAL LABORATORY		20	31	61%	51
LIFESTREAM BEHAVIORIAL CENTER		32	19	37%	51
GATEWAY CARE CENTER		50	1	2%	51
TRADITIONAL HOME HEALTH OF PALM BEACH INC		49	1	2%	50
ST JOHNS COUNTY DETENTION CENTER		50			50
CARE CENTERS OF NASSAU, LLC - HENDRICKS RD		50			50
VALENCIA HOUSE ALF		49	1	2%	50

COVID-19: testing by laboratory

Data through Feb 17, 2021 verified as of Feb 18, 2021 at 09:25 AM

Data in this report are provisional and subject to change.

The numbers in the table below represent the number of Florida and non-Florida residents for whom test results were received by the Department of Health. A person can be tested by more than one laboratory and can have both positive and negative results. **Therefore, the sum of the numbers in each column will be larger than the total number of people tested.**

Reporting lab	Inconclusive	Negative	Positive	Percent positive	Total
BUECHELE DENTAL PA DBA CLERMONT FAMILY DENTISTRY		41	9	18%	50
ROCHESTER GENERAL HOSPITAL LABORATORY		46	4	8%	50
WALGREENS #10373		48	2	4%	50
ORCHID COVE AT DAYTONA		45	5	10%	50
GENEDX		37	13	26%	50
INN AT ASTON GARDENS AT PELICAN POINTE,THE		46	4	8%	50
Jupiter Medical Center Pavilion		49	1	2%	50
PENNSYLVANIA DEPARTMENT OF HEALTH BUREAU OF LABORATORIES			50	100%	50
ADVENT HEALTH CENTRA CARE - EAST ORLANDO		21	29	58%	50
RAPID RELIABLE TESTING NY LLC		45	5	10%	50
BETHUNE-COOKMAN UNIVERSITY		32	18	36%	50
ATRIA PARK OF LAKE FOREST (WG HERITAGE LF LLC)		49	1	2%	50
WEST ISLIP URGENT CARE		45	4	8%	49
SOS MOBILE MEDICAL CARE LLC		39	10	20%	49
ADVENT HEALTH - MOUNT DORA		9	40	82%	49
SUPERIOR RESIDENCES OF LECANTO		34	15	31%	49
SOUTHEAST ALABAMA MEDICAL CENTER			49	100%	49
SOLARIS SENIOR LIVING NORTH NAPLES		48	1	2%	49
ALLEGRO		47	2	4%	49
DEVELOPMENTAL DISABILITIES DEFENDANT PROGRAM		47	2	4%	49
81ST MEDICAL GROUP		28	21	43%	49
FLORIDA HEALTH CARE DELAND			49	100%	49
S-H THIRTY FIVE OPCO - ORANGE CITY, LLC		39	10	20%	49
NORTHBROOK CENTER FOR□		47	2	4%	49
USF		1	48	98%	49
ARDEN COURTS OF SARASOTA		33	16	33%	49
SOFT CELL LABORATORIES		45	4	8%	49
TREASURE COAST FORENSIC TREATMENT CTR		28	21	43%	49
COURTYARD GARDENS OF JUPITER		48			48
DOH		23	25	52%	48
THE TERRACE OF JACKSONVILLE		3	45	94%	48
LITTLE NECK URGENT CARE		46	2	4%	48
PREMIER MEDICAL ASSOCIATES		46	2	4%	48
GRAND OAKS OF PALM CITY LLC□	1	41	6	13%	48
INN AT THE FOUNTAINS, THE		34	14	29%	48
CARE CENTERS OF NASSAU LLC MINER ROAD SOUTH		48			48
FIRST CHOICE PEDIATRICS INC		44	4	8%	48
HEALTH FIRST - CAPE CANAVERAL HOSPITAL		1	47	98%	48
PANCARE HEALTH - FREEPORT CLINIC SUITE B		39	9	19%	48
SEWANEE MOLECULAR DIAGNOSTICS LABORATO		48			48
NAPLES PEDIATRICS INC□		43	5	10%	48
BAY CENTER HURRICANE SHELTER		48			48
RAINBOW PEDIATRICS PC LLC / BREAKFAST POINT		38	10	21%	48
HIALEAH HOSPITAL RESPIRATORY DEPT			48	100%	48
CAREMED INTERNAL MEDICINE		30	18	38%	48
PALM BAY HOSPITAL			47	100%	47
NAVARRE GARDENS		41	6	13%	47

COVID-19: testing by laboratory

Data through Feb 17, 2021 verified as of Feb 18, 2021 at 09:25 AM

Data in this report are provisional and subject to change.

The numbers in the table below represent the number of Florida and non-Florida residents for whom test results were received by the Department of Health. A person can be tested by more than one laboratory and can have both positive and negative results. **Therefore, the sum of the numbers in each column will be larger than the total number of people tested.**

Reporting lab	Inconclusive	Negative	Positive	Percent positive	Total
WEST		33	14	30%	47
PHILLIPPE RIDGE		35	12	26%	47
NORTH CENTRAL BRONX HOSPITAL		45	2	4%	47
POPLAR HEALTHCARE PLLC	1	11	35	74%	47
CAPE REGIONAL MEDICAL CENTER		45	2	4%	47
ROCKLEDGE REGIONAL MEDICAL CENTER		30	17	36%	47
INTERLAB		1	46	98%	47
BARNES HEALTHCARE OF FLORIDA LLC		44	3	6%	47
MID FLORIDA PRIMARY CARE PA		35	12	26%	47
ADVENT HEALTH EXPRESS CARE		4	42	91%	46
H LEE MOFFITT CANCER CENTER MICRO		46			46
ADVENT HEALTH MEDICAL GROUP OB GYN AT		40	6	13%	46
GOLDEN POND COMMUNITIES		46			46
KAPG ST AUGUSTINE SENIOR HOUSING OPCO LLC		37	9	20%	46
EMERALD COAST PEDIATRICS & ADOL		41	5	11%	46
FHMG_CTR FOR SENIOR HEALTH		41	5	11%	46
GENTIVA HEALTH SERVICES CERTIFIED INC		43	3	7%	46
HARTFORD HEALTH SERVICES LLC		46			46
HOME CARE PHARMACY		46			46
MORTON PLANT HOSPITAL NURSING			46	100%	46
EAST HILL PHARMACY		31	15	33%	46
ST CLOUD PHYSICIAN MANAGEMENT LLC DBA ST CLOUD		27	19	41%	46
EAST MANATEE FAMILY	1	1	44	96%	46
PRACTICE MANAGEMENT OF AMERICA, INC.		7	39	85%	46
COLLIER URGENT CARE CENTERS CREEKSIDE		43	3	7%	46
PREMIER PLACE HEALTHCARE AT THE GLENVIEW		46			46
COLLIER BLVD HMA PHYSICIAN MANAGEMENT LLC		46			46
UNIVERSITY OF WEST FLORIDA, THE		44	1	2%	45
CDR MAGUIRE INC	1	7	37	82%	45
STUART URGENT CARE			45	100%	45
NEOGENOMICS LABORATORIES INC		45			45
MOBILE DOC FL, LLC		29	16	36%	45
REDI-MED WALK-IN FAMILY CARE			45	100%	45
ROSECASTLE OF JACKSONVILLE LLC		44	1	2%	45
FAMILY EXTENDED CARE OF WINTER HAVEN		43	2	4%	45
COLLIER URGENT CARE CENTERS		44	1	2%	45
WINTER GARDEN REHAB AND NURSING CENTER		41	4	9%	45
SOUTHPORT SQUARE HARBOUR HEALTH		45			45
NIGHT LITE PEDIATRICS CENTER LLC		10	34	77%	44
LANDMARK HOSPITAL SOUTHWEST FLORIDA LLC		43	1	2%	44
GATTOLINE ENTERPRISES, INC. DBA FAMILY CARE PHARMACY		38	6	14%	44
CVS MINUTE CLINIC		1	43	98%	44
NASSAU COUNTY JAIL		30	14	32%	44
BARNETT PARK☐		2	42	95%	44
FLORIDA HOSPITAL		28	16	36%	44
PEDIATRICS OF CENTRAL FLORIDA – SAINT CLOUD	2	40	2	5%	44
SUWANNEE COUNTY SHERIFF OFFICE		41	3	7%	44

COVID-19: testing by laboratory

Data through Feb 17, 2021 verified as of Feb 18, 2021 at 09:25 AM

Data in this report are provisional and subject to change.

The numbers in the table below represent the number of Florida and non-Florida residents for whom test results were received by the Department of Health. A person can be tested by more than one laboratory and can have both positive and negative results. **Therefore, the sum of the numbers in each column will be larger than the total number of people tested.**

Reporting lab	Inconclusive	Negative	Positive	Percent positive	Total
QHC UPSTATE MEDICAL PC		36	8	18%	44
BARTRAM CROSSING		44			44
ALLIANCE OF PHYSICIANS AGAINST COVID-19			44	100%	44
KINDRED HOSPITAL CENTRAL TAMPA BLOOD GAS	1	38	5	11%	44
ARTHREX MEDICAL CENTER		25	18	42%	43
PERSONAL PEDIATRICS		38	5	12%	43
SAFARI PEDIATRICS PA		42	1	2%	43
FAST PACE MEDICAL CLINIC, PLLC		37	6	14%	43
NEW YORK PRESBYTERIAN - QUEENS DIAGNOSTIC		41	2	5%	43
ERDOX		41	2	5%	43
RADIOLOGY ASSOCIATES OF VENICE AND ENGLEWOOD		41	2	5%	43
MORTON PLANT			43	100%	43
Guardian Care Nursing and Rehabilitation Center		43			43
PRINCETON VILLAGE☐		39	4	9%	43
LARA HEALTH AND WELLNESS CENTER LLC		43			43
TGH URGENT CARE POWERED BY FAST TRACK			43	100%	43
WOLFF CTR FOR CHILD & ADOLESCENT HEALTH PLLC,THE		26	17	40%	43
Gulf Shore Care Center		38	5	12%	43
PATRICK AIR FORCE BASE		3	40	93%	43
HOLMES COUNTY HEALTH DEPARTMENT		34	9	21%	43
CITYMD OF MANAHAWKIN		41	2	5%	43
LAKE MARY KIDS CENTRA CARE		33	10	23%	43
BRANCH MEDICAL CLINIC			43	100%	43
MINUTECLINIC DIAGNOSTIC OF NEW JERSEY		36	7	16%	43
BRP SH OPCO LLC		42			42
GRAND VILLA OF DELAND		38	4	10%	42
NORTH FLORIDA / SOUTH GEORGIA VETERANS HEALTH SYSTEM			42	100%	42
ISLAND URGENT CARE PLLC		40	2	5%	42
LINCOLN DIAGNOSTIC LAB		40	2	5%	42
Citymd Of Toms River		36	6	14%	42
MAIMONIDES-SHALOM ACADEMY, INC		41	1	2%	42
ECOLAB GROUP		8	34	81%	42
EMERGENCY PHYSICIANS MEDICAL CENTER LLC		25	17	40%	42
Atlantic Shore Nursing and Rehab		42			42
FELICIDAD MEDICAL CENTER			42	100%	42
CLINICAL LABORATORY		42			42
WALGREENS 3145		39	3	7%	42
SAN CARLOS PHARMACY		38	4	10%	42
UNIVERSITY OF ALABAMA		38	3	7%	41
FLORIDA STATE HOSPITAL CLINICAL LABORATORY		41			41
NEXT MOLECULAR ANALYTICS		11	30	73%	41
MERCY MEDICAL URGENT CARE CENTER INC		11	30	73%	41
FLORIDA HOSPITAL NEW SMYRNA		4	37	90%	41
WG EVERGREEN WOODS SH LLC		41			41
PEDIATRICS OF CENTRAL FLORIDA KISSI		33	8	20%	41
ADVENT HEALTH - LAKE WALES		29	12	29%	41
HERNANDO ENDOSCOPY AND SURGERY CENTER		31	10	24%	41

COVID-19: testing by laboratory

Data through Feb 17, 2021 verified as of Feb 18, 2021 at 09:25 AM

Data in this report are provisional and subject to change.

The numbers in the table below represent the number of Florida and non-Florida residents for whom test results were received by the Department of Health. A person can be tested by more than one laboratory and can have both positive and negative results. **Therefore, the sum of the numbers in each column will be larger than the total number of people tested.**

Reporting lab	Inconclusive	Negative	Positive	Percent positive	Total
BRONX LEBANON HOSPITAL-MEDICAL CENTER		37	4	10%	41
TROPICANA MANUFACTURING COMPANY INC		37	3	8%	40
CAPITAL REGIONAL MEDICAL CENTER		2	38	95%	40
FIRST CHOICE URGENT CARE		10	30	75%	40
TAMPA BAY CONCIERGE DOCTOR, LLC		38	2	5%	40
MID-FLORIDA PATHOLOGY, LLC		32	8	20%	40
NORTH CAROLINA DEPARTMENT OF HEALTH & HUMAN SERVICES	1		39	98%	40
CENTRA CARE – LAKE NONA		4	36	90%	40
MINUTECLINIC DIAGNOSTIC OF KANSAS, PA		34	6	15%	40
DOH-WEST PALM BEACH BRANCH LABORATORY		2	38	95%	40
University Hills health and Rehabilitation		30	10	25%	40
ROYAL PALM SENIOR RESIDENCE		40			40
LONGLEAF DIAGNOSTIC LABORATORIES		11	29	73%	40
CLINICAL PATHOLOGY LABORATORIES, INC		40			40
URGENT CARE & WELLNESS CENTER		10	30	75%	40
PRIDE DIAGNOSTICS		24	16	40%	40
BETHESDA HEALTH URGENT CARE		3	37	93%	40
PACIFICA SENIOR LIVING OCALA		35	5	13%	40
AVALON PARK RETIREMENT RESIDENCE		39	1	3%	40
GUYAN VALLEY WELLNESS CENTER		32	7	18%	39
THE GOOD SHEPARDS OF DELAND-WEST		38	1	3%	39
PLAINVIEW URGENT CARE		37	2	5%	39
CSL PLASMA INC		7	32	82%	39
LOURDES HOSPITAL INC		37	2	5%	39
CEDAR CREEK AT KINGS BAY INC		39			39
JUNIPER VILLAGE AT CAPE CORAL		34	5	13%	39
CARE 4 U MANAGEMENT, INC			39	100%	39
CLINICAL RESEARCH SEQUENCING PLATFORM		8	31	79%	39
ADVENT HEALTH CENTRA CARE - LAKELAND		30	9	23%	39
ERIC C MRSHAL, MD, PC #1842		37	2	5%	39
MEDEX MEDICAL EXPRESS OF PALATKA LLC			39	100%	39
BAY COUNTY JAIL ANNEX		34	5	13%	39
CAMPBELL URGENT CARE			39	100%	39
BROOKDALE VERO BEACH SOUTH AL		39			39
BIG BEND CARES, INC		35	4	10%	39
BRIDGEVIEW CENTER LLC□		27	11	29%	38
FLORIDA DEPARMENT OF HEALTH CLAY COUNTY		25	13	34%	38
BOND CLINIC, PA		9	29	76%	38
MARIANNA HEALTH AND REHABILITATION CENTER		37	1	3%	38
INSTITUTE OF PATHOLOGY KINGS COUNTY		37	1	3%	38
AUTUMN OF SARASOTA		12	26	68%	38
NICEVILLE URGENT CARE		3	35	92%	38
ADVENTIST HEALTH SYSTEM FLORIDA		26	12	32%	38
STEWART MEDICAL GROUP, INC		21	17	45%	38
MISSION OAKS ASSISTED LIVING□		36	2	5%	38
WG BAYPOINT VILLAGE SH LLC		38			38
CITRUS COUNTY HEALTH DEPARTMENT		34	4	11%	38

COVID-19: testing by laboratory

Data through Feb 17, 2021 verified as of Feb 18, 2021 at 09:25 AM

Data in this report are provisional and subject to change.

The numbers in the table below represent the number of Florida and non-Florida residents for whom test results were received by the Department of Health. A person can be tested by more than one laboratory and can have both positive and negative results. **Therefore, the sum of the numbers in each column will be larger than the total number of people tested.**

Reporting lab	Inconclusive	Negative	Positive	Percent positive	Total
CENTRAL FLORIDA PEDIATRICS		13	25	66%	38
SPRING MANOR ASSISTED LIVING		38			38
REGENCY OAKS HEALTH CENTER		36	2	5%	38
SOUTHSIDE HOSPITAL NORTHWELL HEALTH LABORATORY		32	6	16%	38
CCRC @ SUNFLOWER LLC		35	3	8%	38
HOMEWOOD RESIDENCE AT FREEDOM PLAZA		37	1	3%	38
MOLECULAR DIAGNOSTICS		5	33	87%	38
BENTON HOUSE OF ST. JOHNS		36	2	5%	38
VIP WALK IN CLINIC		19	19	50%	38
PREMISE HEALTH MIA		1	36	97%	37
HR SARASOTA OPERATOR LLC		25	12	32%	37
CONNECTICUT DEPARTMENT OF HEALTH		22	15	41%	37
LUTHERAN HAVEN EXTENDED CONGREGATE CAR		37			37
INNOVATION CLINICAL TRIALS, INC			37	100%	37
FAMILY EXTENDED CARE OF SEBRING INC		35	2	5%	37
TAYLORVILLE FAMILY MEDICINE		30	7	19%	37
PATHOGENIUS LABORATORIES		30	7	19%	37
S-H THIRTY FIVE OPCO - LUTZ, LLC		36	1	3%	37
ONE MILO		37			37
UNION MEDICAL CARE PLLC		37			37
PONCE THERAPY CARE CENTER		34	3	8%	37
IMA MEDICAL GROUP POINCIANA		14	23	62%	37
ST AUGUSTINE PEDIATRIC ASSOC		33	4	11%	37
ACCURATE DIAGNOSTIC LAB		35	2	5%	37
THE COLLIER AT NAPLES		36	1	3%	37
PREMIER COMMUNITY HEALTHCARE GROUP INC		36	1	3%	37
HOLY NAME HOSPITAL LABORATORY		36	1	3%	37
NORTHWELL HEALTH PLAINVIEW HOSPITAL LABORATORY		28	9	24%	37
HOLZER HEALTH CENTER		5	32	86%	37
BOULEVARD REHABILITATION CENTER		24	13	35%	37
BRANDON COMMUNITY HEALTH CENTER		28	8	22%	36
DUVAL PHARMACY		27	9	25%	36
BIOFIRE		7	29	81%	36
ROYAL CARE OF AVON PARK		33	3	8%	36
RENAISSANCE AT THE TERRACES		35	1	3%	36
PATRICK MANOR INCORPORATED		36			36
GRAMERCY PARK URGENT CARE		35	1	3%	36
AESTHETIC ENHANCEMENTS		36			36
BVL/LITTLE ANGEL PEDIATRICS		36			36
CALHOUN COUNTY HEALTH DEPT		15	21	58%	36
MINUTE CLINIC INCORPORATE		30	6	17%	36
CORRECTIONAL MEDICAL GROUP		27	9	25%	36
STAT ONE URGENT CARE CENTER		2	33	94%	35
P23 LABS		35			35
BELVEDERE COMMONS OF SUN CITY CENTER		35			35
COLLIER PHARMACY		29	6	17%	35
HARMONY HEALTH OPCO, LLC		15	20	57%	35

COVID-19: testing by laboratory

Data through Feb 17, 2021 verified as of Feb 18, 2021 at 09:25 AM

Data in this report are provisional and subject to change.

The numbers in the table below represent the number of Florida and non-Florida residents for whom test results were received by the Department of Health. A person can be tested by more than one laboratory and can have both positive and negative results. **Therefore, the sum of the numbers in each column will be larger than the total number of people tested.**

Reporting lab	Inconclusive	Negative	Positive	Percent positive	Total
WUESTHOFF MEMORIAL HOSPITAL			35	100%	35
PARKSIDE HEALTH AND REHABILITATION CENTER			35	100%	35
A & R RESEARCH GROUP		30	5	14%	35
MICHAEL A VENAZIO MD		32	3	9%	35
FREEDOM SQUARE NURSING CENTER		27	8	23%	35
EASTERN SHORE URGENT CARE		24	11	31%	35
PATHGROUP		9	26	74%	35
BAYSHORE PATHOLOGY CONSULTANTS PA		34	1	3%	35
PRMG - EAST NAPLES	1	23	11	31%	35
IRL		4	31	89%	35
NEUROINTERNATIONAL SARASOTA		32	3	9%	35
ADVENT HEALTH - FISH MEMORIAL		2	33	94%	35
TERRACE AT HOBE SOUND, THE	1	31	3	9%	35
GRAND AVENUE RX			34	100%	34
REDI-MED WALK IN FAMILY CLINIC			34	100%	34
DOT DOC SARASOTA		32	2	6%	34
ST LUCIE COUNTY JAIL		25	9	26%	34
POARCH BANC CREEK INDIANS TRIBAL HEALTH DEPARTMENT			34	100%	34
PARAMOUNT WALK-IN CLINIC		1	33	97%	34
MEDCOMP SCIENCES			34	100%	34
ENCOMPASS HEALTH REHABILITATION HOSPITAL OF LARGO		31	3	9%	34
LAKE INTERNAL MEDICINE ASSOCIATES PA		29	5	15%	34
MADISON COUNTY MEMORIAL HOSPITAL LABORATORY		15	19	56%	34
STETSON UNIVERSITY STUDENT HEALTH CENTER		3	31	91%	34
JOHN KNOX VILLAGE OF CENTRAL FLORIDA		30	4	12%	34
LONG ISLAND JEWISH MED CTR		31	3	9%	34
CROSSROADS URGENT CARE		20	14	41%	34
THE MERIDIAN AT BOCA RATON	1	33			34
RASHDA ALBIBI M.D. P.A.		31	3	9%	34
AHEC CLINIC		2	32	94%	34
BRADFORD COUNTY HEALTH DEPARTMENT		33	1	3%	34
TUSCAN GARDENS OF DELRAY BEACH MANAGEMENT COMPANY,		34			34
ANDALUSIA HEALTH		17	17	50%	34
COLLIER HMA PHYSICIAN MANAGEMENT LLC		26	8	24%	34
ST. MARYS MEDICAL CENTER		1	33	97%	34
LONG TERM CARE OF GULF BREEZE LLC		30	4	12%	34
ATRIA SAN PABLO		31	2	6%	33
GREENRIDGE GROUP HOME	3	11	19	58%	33
PANCARE HEALTH - BAY COUNTY - YOUNGSTOWN		29	4	12%	33
FLORIDA PEDIATRIC GROUP PA		28	5	15%	33
CORAL HOUSE ASSISTED LIVING COMMUNITY LLC		33			33
MINUTECLINIC DIAGNOSTIC OF RHODE ISLAND, LLC #1544		32	1	3%	33
AHSE ROP		32	1	3%	33
PORT SAINT JOHN FAMILY PRACTICE		21	12	36%	33
WESTWOOD NURSING AND REHABILITATION		28	5	15%	33
BENTLEY VILLAGE II		24	9	27%	33
PHOSPHORUS DIAGNOSTICS		27	6	18%	33

COVID-19: testing by laboratory

Data through Feb 17, 2021 verified as of Feb 18, 2021 at 09:25 AM

Data in this report are provisional and subject to change.

The numbers in the table below represent the number of Florida and non-Florida residents for whom test results were received by the Department of Health. A person can be tested by more than one laboratory and can have both positive and negative results. **Therefore, the sum of the numbers in each column will be larger than the total number of people tested.**

Reporting lab	Inconclusive	Negative	Positive	Percent positive	Total
MAINSTREET FAMILY URGENT CARE		1	32	97%	33
NIGHT LITE PEDIATRIC CENTER		10	23	70%	33
BOND CLINIC		3	30	91%	33
AYERS NURSING AND REHABILITATION CENTER		33			33
FHMG-FLORIDA HOSPITAL MEDICAL GROUP		24	9	27%	33
LYSTER ACH FT RUCKER AL		30	3	9%	33
PECONIC BAY MEDICAL CENTER LABORATORY		25	8	24%	33
PHYSICIAN ASSOCIATES LLC		26	7	21%	33
DEPT OF VA MED CENTE-WEST PALM BEACH			33	100%	33
THE SPRINGS OF PARC HILL		32	1	3%	33
Kensington Gardens		33			33
COMPLETE HOME CARE OF THE PALM BEACHES LLC		31	2	6%	33
OPTUMCARE SOUTH FLORIDA, LLC		26	7	21%	33
UNIVERSITY HOSPITAL		28	5	15%	33
INTERCOASTAL MEDICAL GROUP			33	100%	33
ATRIA WILLOW WOOD		32	1	3%	33
ASHTON PLACE	3	26	4	12%	33
METRO KNOXVILLE HMA		25	8	24%	33
SANFORD MOBILE LAB PGA TOUR		32	1	3%	33
BIGGERS FAMILY MEDICINE PA		31	1	3%	32
IPSUM DIAGNOSTICS		3	29	91%	32
JACKSON HEALTH SYSTEM		1	31	97%	32
TRADITIONAL HOME CARE INC		31	1	3%	32
CDR MAGUIRE - MIAMI BEACH CC MISSION 17388		2	30	94%	32
MINUTECLINIC DIAGNOSTIC OF HAWAII LLC		28	4	13%	32
SONORAN DESERT PATHOLOGY ASSOCIATES		2	30	94%	32
WESTMINSTER ST AUGUSTINE		32			32
VILLAGE ON THE ISLE		27	5	16%	32
VETERANS HOME			32	100%	32
ADVANCE URGENT CARE CENTER, LLC		1	31	97%	32
OPIS COQUINA CENTER		32			32
AVOW HOSPICE INC		32			32
IMA MEDICAL CENTER		19	13	41%	32
NIGHT LITE PEDIATRICS URGENT CARE CENTER			32	100%	32
Heartland Health Care Center North Sarasota		18	14	44%	32
Conway Lakes Health and Rehabilitation Center		32			32
VETERAN AFFAIRS MEDICAL CENTER - JAMES J PETERS		30	2	6%	32
LAKE CO EMPLOYEE HEALTH AND WELLNESS CENTER		29	2	6%	31
UNIPATH		24	7	23%	31
LabCorp L#09258130 M#09258125		12	19	61%	31
WASHINGTON COUNTY HEALTH DEPARTMENT		19	12	39%	31
MAKO MEDICAL		17	14	45%	31
SOUTHEASTERN OUTPATIENT SURGERY CENTER		28	3	10%	31
AMERICAN ESOTERIC LABORATORIES		15	16	52%	31
Consulate Health Care of Orange Park		27	4	13%	31
BENTLEY CARE CENTER		31			31
CAREHERE LAKE SCHOOLS EMPLOYEE HEALTH CENTER		20	11	35%	31

COVID-19: testing by laboratory

Data through Feb 17, 2021 verified as of Feb 18, 2021 at 09:25 AM

Data in this report are provisional and subject to change.

The numbers in the table below represent the number of Florida and non-Florida residents for whom test results were received by the Department of Health. A person can be tested by more than one laboratory and can have both positive and negative results. **Therefore, the sum of the numbers in each column will be larger than the total number of people tested.**

Reporting lab	Inconclusive	Negative	Positive	Percent positive	Total
DISCOVERY COMMONS AT BRADENTON		31			31
COLLIER ANESTHESIA PAIN LLC		31			31
OCOEE PEDIATRICS		24	7	23%	31
HILA BECKERMAN MD LLC	1	29	1	3%	31
PROFESSIONAL PEDIATRICS		29	2	6%	31
MICHAEL J D'AMBROSE MD PA		29	2	6%	31
REGENCY PARK ASSISTED LIVING FACILITY		29	2	6%	31
BROOKDALE CANOPY OAKS			31	100%	31
NCHD		17	14	45%	31
ADVENTHEALTH MEDICAL GROUP FAMILY MEDICINE AT RDV		31			31
FAMILY HEALTH CENTER		18	13	42%	31
SILVER LAKE PEDIATRICS PA		27	4	13%	31
THE TERRACE AT IVY ACRES ALF		11	19	63%	30
VILLA COURT LLC		30			30
EASYCARE WALK-IN CLINIC	1	11	18	60%	30
ALWAYS BEST CARE SENIOR SERVICES		27	3	10%	30
WALK IN MEDICAL URGENT CARE		30			30
HERITAGE WATERSIDE		27	3	10%	30
ADVENT HEALTH PRIMARY CARE PLUS, WINTER GARDEN		26	4	13%	30
CLINCLOUD, LLC			30	100%	30
UR CARE FAMILY AND SPORTS MEDICINE			30	100%	30
BOCA BIOLISTIC REFERENCE LAB			30	100%	30
MIDDLETOWN MEDICAL P C		21	9	30%	30
GARDENS HEALTH NH LLC		30			30
KEY WEST MEDICAL CENTER	1	28	1	3%	30
ALAN A SMITH MD LLC		29	1	3%	30
AMEERAH LABS			30	100%	30
MINUTE CLINIC LLC #2216		28	2	7%	30
LAKELAND REGIONAL HEALTH GATEWAY CENTER		7	23	77%	30
FLORIDA DEPARTMENT OF HEALTH IN MONROE COUNTY		26	4	13%	30
Okeechobee Health Care Facility		16	14	47%	30
FAMILY CARE PARTNERS URGENT CARE LLC		23	6	21%	29
WELLMED AT NEW TAMPA		22	7	24%	29
WEINBERG VILLAGE		28	1	3%	29
VIKOR SCIENTITIC			29	100%	29
ALABAMA CLINICS		15	14	48%	29
SUNTREE INTERNAL MEDICINE		29			29
RENAISSANCE SENIOR LIVING	1	28			29
EVERLYWELL		16	13	45%	29
NEMOURS CHILDRENS CLINIC		22	7	24%	29
JAMAICA HOSPITAL MEDICAL CENTER		27	2	7%	29
SUMTER PEDIATRICS		27	2	7%	29
NORTH FLORIDA PEDIATRICS - JACKSONVILLE		25	4	14%	29
MILLENIA ADVANCED SCIENTIFIC LLC			29	100%	29
UNIV OF ROCHESTER-STRONG MEMORIAL HOSP		28	1	3%	29
UNIVERSITY MEDICAL CTR OF PRINCETON AT		27	2	7%	29
PRO HEALTH HARMONY		29			29

COVID-19: testing by laboratory

Data through Feb 17, 2021 verified as of Feb 18, 2021 at 09:25 AM

Data in this report are provisional and subject to change.

The numbers in the table below represent the number of Florida and non-Florida residents for whom test results were received by the Department of Health. A person can be tested by more than one laboratory and can have both positive and negative results. **Therefore, the sum of the numbers in each column will be larger than the total number of people tested.**

Reporting lab	Inconclusive	Negative	Positive	Percent positive	Total
UNION MEDICAL CARE		29			29
LONG ISLAND UNIVERSITY - POST CAMPUS		29			29
PALM GARDEN OF JACKSONVILLE		27	2	7%	29
HEALTH FIRST - VIERA HOSPITAL		1	28	97%	29
P4CLINICAL	3	2	24	83%	29
COMPREHENSIVE CHILDCARE		23	6	21%	29
NURSES HELPING HANDS INC ALF		29			29
MIAMI CLINICAL RESEARCH CORP			29	100%	29
MAGNOLIA DIAGNOSTICS, LLC		3	26	90%	29
COUNTY OF LOS ANGELES			29	100%	29
CDC		17	12	41%	29
PANCARE HEALTH - BONIFAY K-8			29	100%	29
COMMUNITY MEDICAL CARE CENTER INC			29	100%	29
FAMILY CARE PARTNERS		18	10	36%	28
FLAGLER HOSPITAL INC	2		26	93%	28
LAKE MARY - STIRLING CENTER SUITE 202			28	100%	28
PINELLAS INTERNAL MEDICINE ASSOCIATES	1	26	1	4%	28
PINES NURSING HOME		27	1	4%	28
ACTIVE SENIOR LIVING		26	2	7%	28
AMMON ANALYTICAL LABORATORIES		24	4	14%	28
PALMS, THE		28			28
EDEN AT CRESTVIEW		12	16	57%	28
FLORIDA ATLANTIC UNIVERSITY		25	3	11%	28
GRACE MEDICAL HOME		20	8	29%	28
BAY STREET PHARMACY☐		26	2	7%	28
KEY PRIMARY CARE			28	100%	28
LAKELAND NURSING AND REHABILITATION CENTER			28	100%	28
ASTORIA HEALTH AND REHABILITATION CENTER		27	1	4%	28
VETERANS AFFAIRS MEDICAL CENTER - NEW YORK HARBOR		27	1	4%	28
MARION PEDIATRICS PA		21	7	25%	28
BROOKDALE PHILLIPPI CREEK			28	100%	28
BULLS HEAD URGENT CARE		27	1	4%	28
THE TRADITION OF THE PALM BEACHES		27	1	4%	28
STATEN ISLAND UNIVERSITY HOSPITAL-POUCH		28			28
Cleveland Clinic Laboratories		4	24	86%	28
LAKE PLACID HEALTH AND REHABILITATION		1	27	96%	28
LIGHTHOUSE PEDIATRICS OF NAPLES		24	4	14%	28
WARDE MEDICAL LABORATORY		20	8	29%	28
DUVAL COUNTY HEALTH DEPARTMENT		28			28
ISLAMORADA VILLAGE OF ISLANDS FIRE RESCUE		26	2	7%	28
PORT ST LUCIE HOSPITAL		25	3	11%	28
MIRIMUS CLINICAL LABS		13	15	54%	28
DAVID LAWRENCE CENTER		24	4	14%	28
Wiregrass Rehabilitation Center and Nursing Home		26	1	4%	27
DCH REGIONAL MEDICAL CENTER LABORATORY		26	1	4%	27
BROOKDALE BRANDON	1	26			27
RIVERHEAD URGENT CARE		26	1	4%	27

COVID-19: testing by laboratory

Data through Feb 17, 2021 verified as of Feb 18, 2021 at 09:25 AM

Data in this report are provisional and subject to change.

The numbers in the table below represent the number of Florida and non-Florida residents for whom test results were received by the Department of Health. A person can be tested by more than one laboratory and can have both positive and negative results. **Therefore, the sum of the numbers in each column will be larger than the total number of people tested.**

Reporting lab	Inconclusive	Negative	Positive	Percent positive	Total
BROOKDALE SOUTHPPOINT			27	100%	27
LPG CONVENIENT CARE AT METRO		25	2	7%	27
SANTA BARBARA CARE CENTER		17	10	37%	27
SUNCOAST LABS			27	100%	27
PREMIER URGENT CARE CENTER LLC			27	100%	27
CHILDRENS MEDICAL CENTER			27	100%	27
BASSETTI MEDICAL RESEARCH INC		21	6	22%	27
MINUTE CLINIC, LLC DBA MINUTECLINIC #4505		25	2	7%	27
ACCESS 365 URGENT CARE		8	19	70%	27
LEXINGTON PLACE SENIOR LIVING COMMUNITY		27			27
PERDIDO URGENT CARE		1	26	96%	27
EXPRESS CARE OF BELLEVIEW		27			27
HEALTHPARK MEDICAL CENTER ABG LAB		26	1	4%	27
LABORATORY ALLIANCE OF CENTRAL NEW YORK		26	1	4%	27
ATLAN		23	4	15%	27
SPANISH RIVER HIGH SCHOOL ESE		23	4	15%	27
URGENT CARE CENTER			27	100%	27
UCLA HEALTHCARE CLINICAL LABS		23	4	15%	27
HARBORCHASE OF WELLINGTON CROSSING		25	2	7%	27
BAPTIST PRIMARY BLACK CREEK SOUTH			27	100%	27
Bon Secours Maria Manor		22	5	19%	27
FAST PACE MEDICAL CLINIC		24	3	11%	27
NATIONAL MENTOR HEALTHCARE LLC			27	100%	27
TGH URGENT CARE - RIVERVIEW			26	100%	26
LAKES DIALYSIS CENTER INC			26	100%	26
WEISS PEDIATRIC CARE LLC		16	10	38%	26
PULMONARY SPECIALISTS OF THE PALM BEACHES		16	10	38%	26
COLORADO DEPARTMENT OF HEALTH LABORATORY SERVICES DIVISION			26	100%	26
MONTEFIORE NEW ROCHELLE HOSPITAL		24	2	8%	26
WEST BROWARD CARE CENTER		24	2	8%	26
OAKTREE HEALTHCARE			26	100%	26
ST PETER'S BENDER LABORATORY		25	1	4%	26
STUART REHABILITATION AND HEALTHCARE		12	14	54%	26
BROWARD HEALTH IMPERIAL POINT NURSING			26	100%	26
THE MINIER URGENT CARE		20	6	23%	26
ENT AND ALLERGY ASSOCIATES OF FLORIDA LLC		25	1	4%	26
WIREGRASS CLINIC LLC		21	5	19%	26
BODYK		22	4	15%	26
FAMILY AND INTERNAL MEDICINE AT AVALON PARK		23	3	12%	26
LOT HEALTH SERVICES☐	1	25			26
ADVENT HEALTH PARTIN SETTLEMENT HEALTH PARK		18	8	31%	26
PALM BEACH COUNTY FIRE RESCUE		24	2	8%	26
ATRIA LADY LAKE		26			26
LOOP PEDIATRICS		22	4	15%	26
D W MCMILLAN MEMORIAL HOSPITAL		15	11	42%	26
ADVANCED URGENT CARE		12	14	54%	26
CHILDREN'S MEDICAL CENTER			26	100%	26

COVID-19: testing by laboratory

Data through Feb 17, 2021 verified as of Feb 18, 2021 at 09:25 AM

Data in this report are provisional and subject to change.

The numbers in the table below represent the number of Florida and non-Florida residents for whom test results were received by the Department of Health. A person can be tested by more than one laboratory and can have both positive and negative results. **Therefore, the sum of the numbers in each column will be larger than the total number of people tested.**

Reporting lab	Inconclusive	Negative	Positive	Percent positive	Total
MONCRIEF ARMY HEALTH CLINIC			26	100%	26
URGENT FAMILY CARE INC		23	3	12%	26
WAKULLA COUNTY HEALTH DEPARTMENT		12	14	54%	26
TREASURE COAST PEDIATRICS PA		21	5	19%	26
CERON PEDIATRICS & INTEGRATIVE MEDICIN		26			26
MINUTECLINIC, LLC		21	4	16%	25
ADVENT HEALTH - LAKE MARY PEDIATRICS		16	9	36%	25
Lanier Rehab			25	100%	25
CVS MINUTE CLINIC DIAGNOSTIC OF NORTH CAROL		19	6	24%	25
FEDERAL PRISON CAMP PENSACOLA			25	100%	25
SOMA MEDICAL CENTER PA #3			25	100%	25
WOMENS CARE FLORIDA LABORATORY		25			25
VASSAR BROTHERS MEDICAL CENTER LABORATORY		24	1	4%	25
TALLAHASSEE DEVELOPMENTAL CENTER☐		24	1	4%	25
RAINBOW PEDIATRICS		1	24	96%	25
EAST HILL MEDICAL GROUP		17	8	32%	25
ADVENTHEALTH MEDICAL GROUP FAMILY MEDICINE		24	1	4%	25
ST JOSEPHS CHILDRENS OUTREACH			25	100%	25
GULFSIDE HOSPICE INC		22	3	12%	25
EPIC REFERENCE LABS INC			25	100%	25
KRYSTAL BAY NURSING AND REHABILITATION		21	4	16%	25
SANITAS		4	21	84%	25
RJ LEE GROUP	1	23	1	4%	25
WESTPAC LABS		1	24	96%	25
COLONY CARE CENTER		16	9	36%	25
OAKMONTE VILLAGE		24	1	4%	25
ARCPPOINT LABS OF FORT LAUDERDALE		25			25
SYNIVERSE WELLNESS CENTER		21	4	16%	25
ABSOLUTE HEALTH INTERNAL MEDICINE AND PEDIATRICS		22	3	12%	25
AMELIA ASSISTED LIVING FACILITY		25			25
RESIDENCE AT BAY VUE		24	1	4%	25
UNION CHD		22	3	12%	25
ST. CLOUD HOSPITAL		20	5	20%	25
MADWAR		19	6	24%	25
THE WATERMARK AT VISTAWILLA		25			25
JUPITER MEDICAL CENTER PHYSICIANS GROUP, INC		22	3	12%	25
GASTROENTEROLOGY ASSOCIATES OF PENSACOLA PA		22	3	12%	25
M&V SAN JOSE MEDICAL CENTER			25	100%	25
MINUTECLINIC DIAGNOSTIC OF RHODE ISLAND, LLC #212		25			25
MINUTECLINIC DIAGNOSTIC OF SOUTH CAROL		23	2	8%	25
AVENTIS BIO-SERVICES CTL		24			24
VILLAGES REHABILITATION AND NURSING CENTER		24			24
COURTYARDS OF ORLANDO		24			24
WELLNOW URGENT CARE		23	1	4%	24
PRIME CARE ONE LLC/HARBORCHASE OF VENICE			24	100%	24
SUNQUEST		3	21	88%	24
HERITAGE OAKS ASSISTED LIVING & MEMORY CARE		20	4	17%	24

COVID-19: testing by laboratory

Data through Feb 17, 2021 verified as of Feb 18, 2021 at 09:25 AM

Data in this report are provisional and subject to change.

The numbers in the table below represent the number of Florida and non-Florida residents for whom test results were received by the Department of Health. A person can be tested by more than one laboratory and can have both positive and negative results. **Therefore, the sum of the numbers in each column will be larger than the total number of people tested.**

Reporting lab	Inconclusive	Negative	Positive	Percent positive	Total
NORTH PINELLAS CHILDRENS MEDICAL CENTER			24	100%	24
AR ANESTHESIA LLC		23	1	4%	24
VICK STREET MANOR		24			24
THE LODGE AND REHABILITATION CENTER		9	15	63%	24
LAKE COUNTY SCHOOLS EMPLOYEE HEALTH CENTER		15	9	38%	24
STEWART MELBOURNE HOSPITAL			24	100%	24
MD BEAUTY LABS, PA		22	2	8%	24
CENTER ONE SURGERY CENTER		20	4	17%	24
MARYLAND DEPARTMENT OF HEALTH			24	100%	24
CENTRAL FLORIDA HEALTH CARE INC WAUCHULA SITE 2		17	7	29%	24
HEALTH MED CENTERS		24			24
ATRIA AT ST JOSEPHS		24			24
JOSEF SCHENKER MD PC		24			24
THE CHAPPEL GROUP RESEARCH		24			24
ST VINCENTS PRIMARY CARE		20	4	17%	24
WESTMINSTER WOODS ON JULINGTON CREEK		22	2	8%	24
MINUTE CLINIC DIAGNOSTIC OF SC, LLC #75		23	1	4%	24
COLORADO DEPARTMENT OF PUBLIC HEALTH AND ENVIRONMENT			24	100%	24
ORANGE PEDIATRICS			24	100%	24
ABL MEDICAL CARE LLC			24	100%	24
THE COMMONWEALTH OF MASSACHUSETTS			24	100%	24
AIR, LAND & SEA PHYSICALS & CONSULTATIONS, LLC		23	1	4%	24
LABORATORY DYNAMICS		20	4	17%	24
PHYSICIANS PRIMARY CARE OF SW FLORIDA PL		24			24
TARPON BAYOU CENTER			24	100%	24
RESIDENTIAL PLAZA AT BLUE LAGOON INC		21	3	13%	24
PREMIUM HEALTH SERVICES OF TAMPA BAY LLC		13	11	46%	24
MINUTECLINIC DIAGNOSTIC OF MICHIGAN		22	2	8%	24
MINUTECLINIC DIAGNOSTIC OF NORTH CAROLINA		23	1	4%	24
HENNEPIN COUNTY MEDICAL CENTER (HCMC)		13	11	46%	24
MED PLUS FLORENCE		20	4	17%	24
SENIOR HEALTH OF WINTER PARK DUNDEE		24			24
MADISON COUNTY MEMORIAL HOSP		12	12	50%	24
SENIOR LIVING IV SUN CITY LLC		17	7	29%	24
WUESTHOFF MEDICAL CENTER-MELBOURNE			23	100%	23
HUNT CLUB PEDIATRIC ASSOCIATES LLC		19	4	17%	23
PHYSICIANS STAT		3	20	87%	23
SOUTHCOR LABORATORY		2	21	91%	23
Summit Medical Group Westfield Lab		20	3	13%	23
PINELLAS 1 HOME HEALTH CARE CORP		23			23
CANTON-POTSDAM HOSPITAL LABORATORY		23			23
WOODHOUSE INC		17	6	26%	23
BROOKWOOD BAPTIST MEDICAL CENTER		22	1	4%	23
BOCA TOXICOLOGY LLC		21	2	9%	23
EGL GENETIC DIAGNOSTICS		1	22	96%	23
UNIVERSITY HILLS HEALTH AND REHABILITATION CENTER		18	5	22%	23
MD NOW MEDICAL CENTERS INC		1	22	96%	23

COVID-19: testing by laboratory

Data through Feb 17, 2021 verified as of Feb 18, 2021 at 09:25 AM

Data in this report are provisional and subject to change.

The numbers in the table below represent the number of Florida and non-Florida residents for whom test results were received by the Department of Health. A person can be tested by more than one laboratory and can have both positive and negative results. **Therefore, the sum of the numbers in each column will be larger than the total number of people tested.**

Reporting lab	Inconclusive	Negative	Positive	Percent positive	Total
FORT CAROLINE GARDENS, INC		21	2	9%	23
CHIPOLA MEDICAL ASSOCIATES		4	19	83%	23
SUMMIT MEDICAL GROUP - 75 E NORTHFIELD		21	2	9%	23
APOLLO HEALTH & REHABILITATION		17	6	26%	23
LAKEVIEW HEALTH CARE SYSTEMS		9	14	61%	23
EP MEDICAL EQUIPMENT PHARMACY		21	2	9%	23
PEDIATRIC SERVICES AND BREATHING CENTER PA		17	6	26%	23
ROCKLAND URGENT CARE FAMILY HEALTH NP		23			23
ISLAND COAST PEDIATRICS PA		22	1	4%	23
MEDEXPRESS - BLOOMIN BRANDS		8	15	65%	23
FINLAY C. LABORATORY		3	20	87%	23
NEW JERSEY		22	1	4%	23
URGENT CARE USA			23	100%	23
BROOKDALE UNIVERSITY HOSPITAL		22	1	4%	23
NOBLE SENIOR LIVING		3	20	87%	23
COASTAL SKIN SURGERY AND DERMATOLOGY		16	7	30%	23
CORNERSTONE PEDIATRICS		14	9	39%	23
STATE LAB		2	21	91%	23
GOOD SAMARITAN HOSPITAL LABORATORY		20	3	13%	23
PARK WEST MEDICAL CENTER		22	1	4%	23
UF HEALTH NORTH JACKSONVILLE			23	100%	23
HOLLISMED LLC		22	1	4%	23
GRAND LIVING AT LAKEWOOD RANCH		23			23
SUNSHINE ASSISTED LIVING		23			23
MIGUEL E TREVINO MD PA		19	4	17%	23
SARASOTA MEMORIAL NURSING & REHABILITATION CTR		23			23
MORNINGSIDE MANOR & VILLA ADULT CARE C		22			22
MOBILE DIVISION LABORATORY		7	15	68%	22
GLEN COVE HOSPITAL		22			22
ENGLEWOOD HOSPITAL AND MEDICAL CENTER		17	5	23%	22
GROWING TOGETHER PEDIATRICS, LLC		18	4	18%	22
ROADS PEDIATRICS,LLC		20	2	9%	22
ELAN SPANISH SPRINGS		4	18	82%	22
CARENOW - DOWNTOWN NORTH GULCH		22			22
ST ANTHONYS PRIMARY CARE LLC/JACKSON STREET			22	100%	22
THORNBURG PEDIATRICS		21	1	5%	22
COASTAL COMPLETE CARE		11	11	50%	22
FIRST CHOICE PEDIATRICS LOOP		20	2	9%	22
UNIV OF NORTH ALABAMA HEALTH CENTER		21	1	5%	22
SEAGRASS VILLAGE			22	100%	22
TEN HEALTHCARE		6	16	73%	22
DIACARTA INC.		22			22
PALMETTO PEDIATRICS			22	100%	22
MAYO CLINIC JACKSONVILLE		1	21	95%	22
MID FLORIDA PATHOLOGY LLC		21	1	5%	22
ST JOSEPHS HOSPITAL SOUTH HOSPITAL			22	100%	22
FLORIDA ENDOSCOPY & SURGERU CTR LLC		22			22

COVID-19: testing by laboratory

Data through Feb 17, 2021 verified as of Feb 18, 2021 at 09:25 AM

Data in this report are provisional and subject to change.

The numbers in the table below represent the number of Florida and non-Florida residents for whom test results were received by the Department of Health. A person can be tested by more than one laboratory and can have both positive and negative results. **Therefore, the sum of the numbers in each column will be larger than the total number of people tested.**

Reporting lab	Inconclusive	Negative	Positive	Percent positive	Total
MAGNOLIA PEDIATRICS		2	20	91%	22
ADVENT HEALTH EXPRESS		9	13	59%	22
FLORIDA HOSPITAL LABS		12	10	45%	22
ADVENTHEALTH MEDICAL GROUP FAMILY & INTERNAL		9	13	59%	22
PULSE MEDICAL GROUP INC			22	100%	22
ROCKLEDEGE REGIONAL MEDICAL CENTER		17	5	23%	22
STEWART MEDICAL GROUP INC			22	100%	22
JOSEPH SCHENKER MD PC DBA CENTERS URGENT		19	3	14%	22
CARILLON SPORTS AND FAMILY MEDICINE		18	4	18%	22
MARTHA'S HOUSE & ASSISTED LIVING FACILITY		22			22
FLORIDA PEDIATRICS		6	16	73%	22
APOLLO SURGERY CENTER		20	2	9%	22
EBEIDS MD PEDIATRICS		19	3	14%	22
NOVANT HEALTH		16	6	27%	22
WILTON MANORS HEALTH & REHABILITATION CENTER		12	9	43%	21
UPMC CHAUTAUQUA AT WCA LABORATORY		20	1	5%	21
CAPE CORAL HOSPITAL ABG LABORATORY		11	10	48%	21
CARESPOT		1	20	95%	21
INTERNATIONAL MEDICAL LABORATORY INC		21			21
LIFE CARE CENTER OF JACKSONVILLE			21	100%	21
LONG BEACH URGENT CARE		21			21
FORT SANDERS REGIONAL LABORATORY		21			21
SOUTH CAROLINA DEPT OF HEALTH AND ENVIRONMENT CONTROL		2	19	90%	21
BUREAU OF PUBLIC HEALTH	1	2	18	86%	21
ST JUDE CHILDRENS RESEARCH HOSPITAL		21			21
ROSLYN URGENT CARE		21			21
OLIVE BRANCH HEALTH AND REHABILITATION CENTER			21	100%	21
TIFFANY LAKE CARE CENTERS INC		21			21
MINUTECLINIC, LLC #08366		16	5	24%	21
BITTINGS APOTHECARY INC		17	4	19%	21
HUNTINGTON STATION URGENT CARE		20	1	5%	21
ARDEN COURTS OF WINTER SPRINGS		18	3	14%	21
PALMS MEDICAL GROUP - LAKE CITY WEST		3	18	86%	21
PRIMECARE OF DOTHAN-DALEVILLE CLINIC		16	5	24%	21
VIRTUA		17	4	19%	21
GRAND VILLA OF ST. PETERSBURG		19	2	10%	21
CLINICAL PATHOLOGY LABORATORIES SOUTHEAST			21	100%	21
CLEARWATER EMPLOYEE HEALTH CLINIC		7	14	67%	21
ARCPOINT LABS OF WEST PALM BEACH			21	100%	21
ROCKLEDGE FAMILY HEALTH			21	100%	21
GREEN GABLES ASSISTED LIVING FACILITY		21			21
CONNECTDX		6	15	71%	21
ASSISTED LIVING OF BROWARD		21			21
PHYSICIANS CARE		18	3	14%	21
CENTERPLACE HEALTH		3	18	86%	21
DALE MEDICAL CENTER		16	5	24%	21
NAPHCARE, INC.		11	10	48%	21

COVID-19: testing by laboratory

Data through Feb 17, 2021 verified as of Feb 18, 2021 at 09:25 AM

Data in this report are provisional and subject to change.

The numbers in the table below represent the number of Florida and non-Florida residents for whom test results were received by the Department of Health. A person can be tested by more than one laboratory and can have both positive and negative results. **Therefore, the sum of the numbers in each column will be larger than the total number of people tested.**

Reporting lab	Inconclusive	Negative	Positive	Percent positive	Total
TOTAL ACCESS URGENT CARE			20	100%	20
ROBERT H JENKINS JR VETERANS' DOMICILIARY HOME OF		17	3	15%	20
WINTER PARK FAMILY PRACTICE LLC		17	3	15%	20
WINSHIPS PHARMACY INC		20			20
SHORE MEMORIAL HOSPITAL		17	3	15%	20
ALAN SERURE MD		20			20
TGH MEDICAL GROUP LABORATORY CARROLLWOOD			20	100%	20
ISLAND LAKE CENTER		4	16	80%	20
MORRIS PARK URGENT CARE		17	3	15%	20
CITRUS CARE CLINIC			20	100%	20
Salerno Bay Health & Rehabilitation Center		14	6	30%	20
MINUTECLINIC DIAGNOSTIC MEDICAL GROUP		18	2	10%	20
JEFFERSON K-12, A SOMERSET SCHOOL- CLINIC		17	3	15%	20
CONSOLIDATED LAB SERVICES		10	10	50%	20
PONCE PLAZA NURSING & REHAB CENTER		4	16	80%	20
UAH STUDENT HEALTH CENTER		13	7	35%	20
HENDRY REGIONAL CORPORATE HEALTH			20	100%	20
HARBOUR ISLAND PEDIATRICS		12	8	40%	20
ERIC C MARSHAL MD, PC DBA MINUTECLINIC		19	1	5%	20
BROOKDALE MANDARIN CENTRAL		7	13	65%	20
SOUTH CAROLINA DEPARTMENT OF HEALTH			20	100%	20
HALIFAX HEALTH URGENT CARE		3	17	85%	20
GERALD J KIVETT MD		18	2	10%	20
HOWARD BEACH URGENT CARE		20			20
PROFESSIONAL PARK PEDIATRICS PA			20	100%	20
CIGNA PBSO WEST PALM			20	100%	20
KIVA AT CANTERBURY, LLC		20			20
HEALTHY MINORS, LLC.		20			20
TOTTENVILLE CIRCLE URGENT CARE		20			20
POINT OF CARE CLINICS PRIMARY CARE		20			20
MEDEXPRESS URGENT CARE - BLOOMINGTON		17	3	15%	20
BEST MEDICAL CENTER		11	9	45%	20
BAY PEDIATRICS PA		18	2	10%	20
HOLIDAY MEDICAL ASSOCIATES		1	19	95%	20
MEDICAL EXPRESS CORP		18	2	10%	20
SOUTH FLORIDA DIALYSIS CENTER		8	12	60%	20
SUNSHINE PEDIATRICS OF CENTRAL FLORIDA PL		18	2	10%	20
ESTATES MEDICAL CENTER		12	8	40%	20
REDITUS LABORATORIES			20	100%	20
ADVENT HEALTH MEDICAL GROUP- FAMILY MEDICINE AT DR. PHILIPS		15	5	25%	20
CARESPOT OF NOCATEE		1	19	95%	20
BETHESDA HEALTH PHYSICIAN GROUP INC			20	100%	20
Clearwater Center		9	11	55%	20
CRESTVIEW IMMEDIATE CARE LL			20	100%	20
CARE HERE		1	19	95%	20
LAKE WORTH MANOR		19	1	5%	20
RAINBOW PEDIATRIC CENTER		2	18	90%	20

COVID-19: testing by laboratory

Data through Feb 17, 2021 verified as of Feb 18, 2021 at 09:25 AM

Data in this report are provisional and subject to change.

The numbers in the table below represent the number of Florida and non-Florida residents for whom test results were received by the Department of Health. A person can be tested by more than one laboratory and can have both positive and negative results. **Therefore, the sum of the numbers in each column will be larger than the total number of people tested.**

Reporting lab	Inconclusive	Negative	Positive	Percent positive	Total
SANFORD PEDIATRIC ASSOCIATES, PA		18	2	10%	20
MINUTE CLINIC DIAGNOSTIC OF VIRGINIA		16	4	20%	20
CL BRUMBACK PRIMARY CARE CLINIC LANTANA		2	18	90%	20
ANYLABTESTNOW		6	13	68%	19
REGENCY SQUARE MALL - SEARS		3	16	84%	19
OMEGA LABORATORIES		15	4	21%	19
Sovereign Laboratory Services, LLC		17	2	11%	19
LOVING CARE OF THE TREASURE COAST LLC	1	13	5	26%	19
ASURANCE SCIENTIFIC LABORATORIES		19			19
MINIMALLY INVASIVE VASCULAR INC		17	2	11%	19
Wesley Place on Honeysuckle		17	2	11%	19
BIOREFERENCE LABORATORIES INC		3	16	84%	19
MARATHON HEALTH FOR LIFE		16	3	16%	19
MED HEALTH SERVICES		18	1	5%	19
TIMBERLANE LODGE ALF	1	11	7	37%	19
GUIDEWELL EMERGENCY MEDICINE DOCTORS LLC		4	15	79%	19
MICHELLE S PAGE MD PA		18	1	5%	19
ROYAL PALM MEDICAL GROUP, INC		19			19
WELLMED AT LAKE COPELAND		13	6	32%	19
BAYVIEW MEDICAL		19			19
NANO HEALTH ASSOCIATES LLC		19			19
FLORIDA COMMUNITY HEALTH CENTER OF ST. LUCIE		1	18	95%	19
MONROE COUNTY DETENTION CENTER			19	100%	19
AESTHETIC SURGERY CENTER OF WINTER PARK, THE		18	1	5%	19
MINUTECLINIC DIAGNOSTIC OF LOUISIANA		18	1	5%	19
ST VINCENT'S EAST		17	2	11%	19
NEWYORK-PRESBYTERIAN/ LAWRENCE HOSPITAL LABORATORY		17	2	11%	19
BRIDGEWAY HEALTH CLINICS INC			19	100%	19
OHIO CVS STORES, LLC DBA		17	2	11%	19
SEVEN RIVERS REGIONAL MEDICAL CENTER		5	14	74%	19
ESOTERIX GENETIC LABORATORIES		16	3	16%	19
TEXAS DEPARTMENT OF STATE HEALTH SERVICES		3	16	84%	19
JACKSON NORTH MEDICAL CENTER		2	17	89%	19
NEW YORK PRESBYTERIAN - ALLEN HOSPITAL		19			19
CLERMONT ADVENTHEALTH CENTRA CARE		1	18	95%	19
JUPITER MEDICAL CENTER			19	100%	19
SONATA BOYNTON BEACH		17	2	11%	19
BARTON FAMILY PRACTICE		8	11	58%	19
ROWLETT MIDDLE ACADEMY		17	2	11%	19
COOPER HEALTHCARE		19			19
SOLE HEALTH LLC		19			19
JUST FOR KIDS PEDIATRICS		5	14	74%	19
GOOD SAMARITAN SOCIETY OF DAYTONA		16	3	16%	19
NO NAME		8	11	58%	19
STONE WASH CLINICAL LABORATORIES		2	17	89%	19
ALL PEDIATRIC CARE			19	100%	19
LAB INTERMARKET FACILITY LAB		1	18	95%	19

COVID-19: testing by laboratory

Data through Feb 17, 2021 verified as of Feb 18, 2021 at 09:25 AM

Data in this report are provisional and subject to change.

The numbers in the table below represent the number of Florida and non-Florida residents for whom test results were received by the Department of Health. A person can be tested by more than one laboratory and can have both positive and negative results. **Therefore, the sum of the numbers in each column will be larger than the total number of people tested.**

Reporting lab	Inconclusive	Negative	Positive	Percent positive	Total
KESHAV RX LLC		16	3	16%	19
INTEGRATED REGIONAL LABORATORIES - LARGO			19	100%	19
MINUTECLINIC DIAGNOSTIC PA		16	2	11%	18
BAPTIST HEALTH URGENT CARE AT WEST BOCA		18			18
ENCOMPASS HEALTH REHABILITATION HOSPITAL OF SARASOTA		18			18
WALGREENS COVID-19		14	4	22%	18
GENTIVA HEALTH SERVICES		16	2	11%	18
BOZEMAN HEALTH DEACONESS HOSPITAL		13	5	28%	18
MCWHORTER SCHOOL OF PHARMACY		18			18
OCEANSIDE URGENT CARE		18			18
MARION COUNTY HEALTH DEPARTMENT		17	1	6%	18
XPRESS WELLNESS URGENT CARE			18	100%	18
SPRINGWOOD COURT		13	5	28%	18
TPCA CLINICAL LABORATORIES		15	3	17%	18
AURORA DIAGNOSTICS		6	12	67%	18
HARTFORD HOSPITAL ANCILLARY LAB		17	1	6%	18
BASSETTI & ASSOCIATES, MD, PA			18	100%	18
OCALA OAKS REHABILITATION CENTER		12	6	33%	18
ST. JUDES LABORATORIES		12	6	33%	18
MINUTECLINIC DIAGNOSTIC OF NORTH CAROLINA PC		15	3	17%	18
CABOT RESERVE ON THE GREEN		18			18
WELLMED AT PLANT CITY		10	8	44%	18
CENTRAL FLORIDA PEDIATRIC URGENT CARE LLC		16	2	11%	18
CARDIOLOGY AND MEDICINE ASSOCIATES INC		18			18
CHARLOTTE CHD PORT CHARLOTTE		14	4	22%	18
COASTAL FAMILY PRACTICE		10	8	44%	18
UTAH DEPARTMENT OF HEALTH			18	100%	18
GRAND VILLA OF ALTAMONTE SPRINGS		11	7	39%	18
ADIRONDACK MEDICAL CENTER		18			18
BOCA SIMON LAB		1	17	94%	18
GENERAL INTERNAL MEDICINE MEDICAL CTR CLINIC		13	5	28%	18
HUNT CLUB MEDICAL		13	5	28%	18
OSCEOLA ALF OPERATOR, LLC DBA□		18			18
TOTAL RENAL LABORATORIES INC		13	5	28%	18
FAMILY CARE CYPRESS CREEK		1	17	94%	18
VIERA FAMILY MEDICINE AND WELLNESS		14	4	22%	18
MINUTECLINIC DIAGNOSTIC OF RHODE ISLAND, LLC #590		17	1	6%	18
TENNESSEE DEPARTMENT OF HEALTH		14	4	22%	18
FUTURE PEDIATRICS		15	3	17%	18
SOUTH NASSAU COMMUNITIES HOSPITAL		14	4	22%	18
COMMONWEALTH OF MASSACHUSETTS			18	100%	18
DEPT OF VA MEDICAL CENTER - BAY PINES			18	100%	18
DIXIE COUNTY HEALTH DEPARTMENT		11	7	39%	18
KIVA AT CANTERBURY		1	17	94%	18
ODYSSEY HEALTHCARE OF MARION COUNTY, LLC		17	1	6%	18
WALGREEN EASTERN CO, INC		18			18
MARQUES PEDIATRICS			18	100%	18

COVID-19: testing by laboratory

Data through Feb 17, 2021 verified as of Feb 18, 2021 at 09:25 AM

Data in this report are provisional and subject to change.

The numbers in the table below represent the number of Florida and non-Florida residents for whom test results were received by the Department of Health. A person can be tested by more than one laboratory and can have both positive and negative results. **Therefore, the sum of the numbers in each column will be larger than the total number of people tested.**

Reporting lab	Inconclusive	Negative	Positive	Percent positive	Total
MEADOWCREST FAMILY PHYSICIANS PA			18	100%	18
UM MILLER SCHOOL OF MEDICINE			18	100%	18
MADISON CORE LABORATORIES		17	1	6%	18
MOORINGS PARK OAKSTONE AT GREY OAKS		17	1	6%	18
ORLANDO CLINICAL RESEARCH CENTER		15	2	12%	17
BAYCARE MEDICAL GROUP INC			17	100%	17
MINUTECLINIC DIAGNOSTIC OF ILLINOIS L		14	3	18%	17
HEALTHCARE NOW			17	100%	17
Z UROLOGY		17			17
PARRISH HEALTH CENTER		14	3	18%	17
JESSIE TRICE COMMUNITY HEALTH SYSTEM, INC		1	16	94%	17
NEW YORK METHODIST HOSPITAL		13	4	24%	17
COAST MED URGENT CARE		16	1	6%	17
ST ELIZABETH MEDICAL CENTER LABORATORY		16	1	6%	17
HELIX DIAGNOSTICS			17	100%	17
GLEN OAKS URGENT CARE		16	1	6%	17
BAYFRONT HMA CONVENIENT CARE, LLC		2	15	88%	17
INN AT LAKE SEMINOLE SQUARE, THE		17			17
URGENT CARE WEST CLINIC		14	3	18%	17
BHA CENTRAL COUNTY CLINIC		1	16	94%	17
UVMC MICROBIOLOGY		16	1	6%	17
ORLANDO FAMILY MEDICINE		7	10	59%	17
THE CANOPY AT HARPER LAKE	1		16	94%	17
VALLEY IMMEDIATE CARE		15	2	12%	17
ASCENSION ST VINCENT'S PRIMARY CARE			17	100%	17
MINUTE CLINIC DIAGNOSTIC OF VIRGINIA, LLC		17			17
BAY BREEZE HEALTH AND REHABILITATION CENTER		9	8	47%	17
RESOLVE MOLECULAR DIAGNOSTICS		13	4	24%	17
BAYCARE HEALTH SYSTEMS, LLC			17	100%	17
DIEGO FALLON MD PA		6	11	65%	17
FLUSHING HOSPITAL MEDICAL CENTER		14	3	18%	17
BROOKDALE ST AUGUSTINE			17	100%	17
COMMUNITY HEALTH OF SOUTH FLORIDA			17	100%	17
MD PLUS URGENT CARE, LLC			17	100%	17
ROSS MEDICAL GROUP			17	100%	17
GUARDANT HEALTH		12	5	29%	17
MARCO DRUGS AND COMPOUNDING		13	4	24%	17
WELLINGTON FAMILY PRACTICE		13	4	24%	17
FUNGAL REFERENCE LABORATORY		12	5	29%	17
URGENT CARE AT LONGWOOD			17	100%	17
TENDER CARE ALF		17			17
SIDDH INC DBA SAN CARLOS PHARMACY		15	2	12%	17
CARENOW URGENT CARE-BRENTWOOD		11	6	35%	17
CARESPOT EXPRESS HEALTHCARE			16	100%	16
FLORIDA HOSPITAL WINTER GARDEN		14	2	13%	16
OKEECHOBEE HEALTHCARE FACILITY			16	100%	16
CRUCIAL CARE		10	6	38%	16

COVID-19: testing by laboratory

Data through Feb 17, 2021 verified as of Feb 18, 2021 at 09:25 AM

Data in this report are provisional and subject to change.

The numbers in the table below represent the number of Florida and non-Florida residents for whom test results were received by the Department of Health. A person can be tested by more than one laboratory and can have both positive and negative results. **Therefore, the sum of the numbers in each column will be larger than the total number of people tested.**

Reporting lab	Inconclusive	Negative	Positive	Percent positive	Total
ADVENTHEALTH MEDICAL GROUP PULMONOLOGY		14	2	13%	16
BROOKDALE CROWN POINT			16	100%	16
URGENT TEAM		13	3	19%	16
MINUTECLINIC DIAGNOSTIC OF PENNSYLVANI		16			16
MINUTE CLINIC DIAGNOSTIC OF NEW JERSEY		16			16
NOVANT HEALTH GOHEALTH URGENT CARE-HARRISBURG		8	8	50%	16
CLEVELAND CLINIC			16	100%	16
SRMC AVALON		9	7	44%	16
JOSEPH MIGNOGNA		13	3	19%	16
REHAB AND HEALTHCARE CENTER OF CAPE CORAL		16			16
MINUTECLINIC DIAGNOSTIC OF TN PC #378		15	1	6%	16
PRO HEALTH FAMILY PHYSICIANS, NYSTROM		16			16
CLEVELAND CLINIC FLORIDA		1	15	94%	16
MEDEXPRESS URGENT CARE LEWISBURG		15	1	6%	16
SHELBY BAPTIST MEDICAL CENTER		11	5	31%	16
AMERICAN HEALTH ASSOCIATES INC		1	15	94%	16
CAREHERE- LCS LEESBURG			16	100%	16
ROBERT WOOD JOHNSON UNIVERSITY HOSP		14	2	13%	16
STARLING AT NOCATEE			16	100%	16
TRINITY MEDICAL ASSOCIATES LLC			16	100%	16
GRACE WELLNESS CENTER		4	12	75%	16
ADVENT HEALTH - ZEPHYRHILLS			16	100%	16
COLLIER COUNTY JAIL		16			16
HEALTH CENTRAL HOSPITAL			16	100%	16
STATEN ISLAND UNIVERSITY HOSPITAL		15	1	6%	16
MEDICINE AT LONGWOOD		16			16
ALL FLORIDA FAMILY & SPORTS MEDICINE		15	1	6%	16
PROMEDICA LABORATORIES		11	5	31%	16
PRATTVILLE BAPTIST HOSPITAL		13	3	19%	16
Grand Villa of Deerfield Beach		14	2	13%	16
Citymd Of Lacey		14	2	13%	16
ST AUGUSTINE PLANTATION		1	15	94%	16
MAITLAND PRIMARY CARE		9	7	44%	16
JS HEALTHCARE INC		16			16
MILLENNIUM PHYSICIAN GRP LLC NAPLES PINE RIDGE			16	100%	16
PANAMA CITY VITAS HOSPICE		16			16
JOSEF SCHENKER MD PC DBA CENTERS URGENT		15	1	6%	16
FAST TRACK URGENT CARE CENTER - TYRONE			16	100%	16
ALBIBI		1	15	94%	16
Floral Health and Rehabilitation, LLC		15	1	6%	16
REGENEXX TAMPA BAY		14	2	13%	16
MINUTECLINIC DIAGNOSTICS MEDICAL GROUP		15	1	6%	16
SOMA MEDICAL CENTER PA			16	100%	16
MASSACHUSETTS GENERAL HOSPITAL		1	15	94%	16
ST CATHERINE OF SIENA HOSPITAL		14	2	13%	16
LAKELAND HILLS CENTER		9	7	44%	16
BONIFAY NURSING AND REHABILITATION CENTER			16	100%	16

COVID-19: testing by laboratory

Data through Feb 17, 2021 verified as of Feb 18, 2021 at 09:25 AM

Data in this report are provisional and subject to change.

The numbers in the table below represent the number of Florida and non-Florida residents for whom test results were received by the Department of Health. A person can be tested by more than one laboratory and can have both positive and negative results. **Therefore, the sum of the numbers in each column will be larger than the total number of people tested.**

Reporting lab	Inconclusive	Negative	Positive	Percent positive	Total
INTERNAL MEDICINE ASSOCIATES & SPECIALTIES INC		15	1	6%	16
COMMUNITY HOME HEALTH CARE		16			16
XERA MED RESEARCH			16	100%	16
MINUTECLINIC, LLC, DBA MINUTECLINIC #5		13	3	19%	16
MIRIMUS INC		1	15	94%	16
Lab MSMC Hialeah			16	100%	16
NORTHWEST FLORIDA SLEEP		1	15	94%	16
49D2045214PHYSICIAN OFFICE-WAIVER-MEDEXPRESS URGENT CARE - HARRISONBU		7	9	56%	16
DARDEN WELLNESS CENTER		13	3	19%	16
URGENT CARE CLINIC OF LINCOLN		14	2	13%	16
BESSENT ROAD GROUP HOME		15			15
COLLEGE POINT URGENT CARE		13	2	13%	15
SINAI HOSPITAL OF BALTIMORE		15			15
WALK IN URGENT CARE			15	100%	15
TMH FSU RAPID LABORATORY		2	13	87%	15
ORLANDO HEALTH		2	13	87%	15
BLOUNT MEMORIAL HOSPITAL		13	2	13%	15
BVL PEDIATRICS		14	1	7%	15
BAYCARE MEDICAL GROUP INC			15	100%	15
BAYLOR GENETICS		6	9	60%	15
PATHLINE			15	100%	15
MULBERRY'S MOBILE PROVIDER SERVICES LLC		1	14	93%	15
CALLAWAY CLINIC		10	5	33%	15
MINUTECLINIC MINUTECLINIC #8746		14	1	7%	15
CHURCH OF SCIENTOLOGY FLAG SERVICE ORGANIZATION		14	1	7%	15
HODGES CLUSTER		2	13	87%	15
STAT MEDICAL CLINIC III INC		10	5	33%	15
DOCTORS MEDICAL CENTER OF WALTON COUNTY CLINIC			15	100%	15
FAMILY CARE CENTER OF ARLINGTON		10	5	33%	15
TELEVISIT MALABAR PEDIATRICS		5	10	67%	15
INTERIM HEALTHCARE OF NORTHWEST FLORIDA INC		13	2	13%	15
HOLLEY-NAVARRE MEDICAL CLINIC		5	10	67%	15
PASSPORT HEALTH ORLANDO		15			15
MINUTECLINIC #8699		12	3	20%	15
BAPTIST URGENT CARE		13	2	13%	15
AJU GEORGE MD PA			15	100%	15
ADVENT HEALTH - KISSIMMEE		5	10	67%	15
MEADOWCREST MOLECULAR DIAGNOSTICS, LLC			15	100%	15
ALL AMERICAN URGENT CARE			15	100%	15
COMMUNITY HEALTH OF SOUTH FLORIDA INC			15	100%	15
OCEAN REEF MEDICAL CENTER, LLC			15	100%	15
FLORIDA DEPARTMENT OF HEALTH IN HILLSBOROUGH COUNTY		1	14	93%	15
PRIMARY CARE MEDICINE	1	11	3	20%	15
Astoria Health and Rehab		15			15
MINUTECLINIC, LLC, DBA MINUTECLINIC #2544		14	1	7%	15
CORE LABORATORY		1	14	93%	15
LAKEWOOD RANCH MEDICAL CENTER CLINICAL LAB			15	100%	15

COVID-19: testing by laboratory

Data through Feb 17, 2021 verified as of Feb 18, 2021 at 09:25 AM

Data in this report are provisional and subject to change.

The numbers in the table below represent the number of Florida and non-Florida residents for whom test results were received by the Department of Health. A person can be tested by more than one laboratory and can have both positive and negative results. **Therefore, the sum of the numbers in each column will be larger than the total number of people tested.**

Reporting lab	Inconclusive	Negative	Positive	Percent positive	Total
MEDEXPRESS URGENT CARE, MOON TOWNSHIP		14	1	7%	15
DIATHERIX		13	2	13%	15
PALM BEACH GARDENS MEDICAL CENTER			15	100%	15
EXPRESS FAMILY CARE LLC			15	100%	15
BAPTIST MEDICAL CENTER EAST		11	4	27%	15
EASTLAKE PEDIATRICS - TRINITY		15			15
EAR NOSE & THROAT ASSOCIATES OF MANATEE PA		15			15
AUBURN COMMUNITY HOSPITAL		13	2	13%	15
ENCOMPASS HEALTH REHABILITATION HOSPITAL OF PANAMA CITY		10	5	33%	15
BAPTIST MEMORIAL HEALTH CARE		13	2	13%	15
MILTON 4707		15			15
CRANES VIEW LODGE			15	100%	15
TREEHOUSE PEDIATRICS & FAMILY CARE		14			14
PBSO WEST PALM FAMILY PRACTICE		1	13	93%	14
The Evangelical Lutheran Good Samaritan Society		14			14
Terrace of Jacksonville			14	100%	14
UC HEALTH UNIVERSITY HOSPITAL		11	3	21%	14
MELBOURNE FAMILY PRACTICE		12	2	14%	14
OAKMONTE VILLAGE OF DAVIE			14	100%	14
NORTHWESTERN MEMORIAL HOSPITAL			14	100%	14
EPIPHANY HEALTH		8	6	43%	14
FAMILY CARE			14	100%	14
DAVITA DIALYSIS		4	10	71%	14
TREASURE COAST URGENT CARE			14	100%	14
ALAN L MELOTEK MD		14			14
BREVARD HEALTH ALLIANCE INC, THE		9	5	36%	14
FORT HAMILTON URGENT CARE		14			14
SOUTHEASTERN LABORATORY			14	100%	14
NORTHWEST FLORIDA ENT, PA		5	9	64%	14
STEINHATCHEE DRUGS		11	3	21%	14
HUDSON VALLEY HOSPITAL CENTER LABORATORY		13	1	7%	14
Consulate Health Care of Jacksonville			14	100%	14
ST JOSEPH HOSPITAL		13	1	7%	14
OPIS ISLAND LAKE CENTER		13	1	7%	14
ST CLOUD MEDICAL GROUP		12	2	14%	14
SANDALWOOD NURSING CENTER		14			14
CUSTEAD CARE CENTER HAVEN HOSPICE		12	2	14%	14
RIVERSIDE COTTAGES AT THE SHORES, LLC			14	100%	14
TALLAHASSEE PRIMARY CARE ASSOCIATES PA		12	2	14%	14
BOCA SIMON		2	12	86%	14
BENTON HOUSE OF PORT ORANGE		8	6	43%	14
ARDEN COURTS OF PALM HARBOR			14	100%	14
MEDEMERGE		13	1	7%	14
LAKE HOWARD HEIGHTS	1	11	2	14%	14
POLK CHD BARTOW		13	1	7%	14
Belleair Healthcare Center		8	6	43%	14
UNIVERSITY LAB			14	100%	14

COVID-19: testing by laboratory

Data through Feb 17, 2021 verified as of Feb 18, 2021 at 09:25 AM

Data in this report are provisional and subject to change.

The numbers in the table below represent the number of Florida and non-Florida residents for whom test results were received by the Department of Health. A person can be tested by more than one laboratory and can have both positive and negative results. **Therefore, the sum of the numbers in each column will be larger than the total number of people tested.**

Reporting lab	Inconclusive	Negative	Positive	Percent positive	Total
STATMED OCALA			14	100%	14
HEALTHFIRST ADVENT HEALTH CENTRA CARE COCOA BEACH			14	100%	14
INDIANA STATE DEPARTMENT OF HEALTH		1	13	93%	14
OPTIONS FOR SENIORS INC DBA PALM KREST MANOR		12	2	14%	14
SOUTHEASTERN UNIVERSITY INC		14			14
ADEPT INPATIENT MEDICAL SERVICES PC		14			14
ADVENTHEALTH MEDICAL GROUP MULTISPECIALTY			14	100%	14
SHERMAN-ABRAMS LABORATORY INC		11	3	21%	14
GRAND VILLA OF NEW PORT RICHEY		8	6	43%	14
SIGMUND LABS LLC		14			14
MI CASA DORADA ASSISTED LIVING FACILIT		14			14
WEEMS MEDICAL CENTERS		9	4	31%	13
ARNOT OGDEN MEDICAL CENTER LABORATORY		13			13
ORANGE REGIONAL MEDICAL CENTER LABORATORY		10	3	23%	13
WHITE-WILSON MEDICAL CENTER		11	2	15%	13
CROSS CARE CENTER			13	100%	13
CAREATC			13	100%	13
BAYA URGENT CARE LLC		1	12	92%	13
MAINSTREET FAMILY SELECT		1	12	92%	13
MEDEXPRESS URGENT CARE - ROBINSON TWP, STEUBENVILLE PIKE		11	2	15%	13
Sunnyside Care Center		13			13
ST ANTHONY'S HOSP PATIENT CARE SERVICE			13	100%	13
MINUTECLINIC DIAGNOSTIC OF TN, PC 6438		11	2	15%	13
MEDEXPRESS URGENT CARE - TIMBERLAKE		12	1	8%	13
MONTEFIORE ST LUKE'S CORNWALL HOSPITAL		10	3	23%	13
LUCID DIAGNOSTICS LABS			13	100%	13
VALDOSTA FAMILY MEDICINE		1	12	92%	13
ESCAMBIA COMMUNITY CLINIC		2	11	85%	13
PROHEALTH CARE ASSOCIATES MOBILE		10	3	23%	13
INTERMOUNTAIN CENTRAL LAB		1	12	92%	13
PHELPS HOSPITAL LABORATORY		11	2	15%	13
FLORIDA MEDICAL CLINIC IM MLK		9	4	31%	13
SOUTHEAST FAMILY HEALTHCARE CENTER			13	100%	13
CVS MINUTE CLINIC DIAGNOSTIC OF TEXAS LLC		10	3	23%	13
ELTINGVILLE CIRCLE URGENT CARE		13			13
HORIZON MEDICAL GROUP		11	2	15%	13
WORLD WRESTLING ENTERTAINMENT			13	100%	13
FORT WALTON BEACH DEVELOPMENTAL CENTER		12	1	8%	13
BRYAN WHITFIELD MEMORIAL HOSPITAL		8	5	38%	13
SUMMERGATE PHARMACY		12	1	8%	13
MINUTECLINIC DIAGNOSTIC OF MICHIGAN PC		12	1	8%	13
ROCKLEDGE		3	10	77%	13
PULSE & REMEDY LLC			13	100%	13
AVALON MEDICAL WALK IN CLINIC			13	100%	13
MORTON PLANT MEASE			13	100%	13
VILLA OF KINGS AND QUEENS OF DELRAY		13			13
A AND R RESEARCH GROUP LLC		10	3	23%	13

COVID-19: testing by laboratory

Data through Feb 17, 2021 verified as of Feb 18, 2021 at 09:25 AM

Data in this report are provisional and subject to change.

The numbers in the table below represent the number of Florida and non-Florida residents for whom test results were received by the Department of Health. A person can be tested by more than one laboratory and can have both positive and negative results. **Therefore, the sum of the numbers in each column will be larger than the total number of people tested.**

Reporting lab	Inconclusive	Negative	Positive	Percent positive	Total
WEEMS MEMORIAL HOSPITAL		9	4	31%	13
MINUTECLINIC DIAGNOSTIC OF TN, PC 374		9	4	31%	13
PRIMARY CARE WALK IN CLINIC PLLC			13	100%	13
MINUTECLINIC DIAGNOSTIC OF TN PC #6435		13			13
EAR NOSE AND THROAT ASSOCIATES OF MANATEE, P.A.		10	3	23%	13
ORCHID COVE		3	10	77%	13
LONG ISLAND JEWISH VALLEY STREAM		12	1	8%	13
COMPREHENSIVE CHILDCARE ASSOCIATES		8	5	38%	13
BAY COUNTY HEALTH DEPARTMENT		11	2	15%	13
ACCESS HEALTH CARE PHYSICIANS LLC		4	9	69%	13
CITY OF CAPE CORAL		12	1	8%	13
CLINICAL LABORATORY SERVICES			13	100%	13
DYNAMIC DNA LAB		1	12	92%	13
FLORIDA STATE HOSPITAL			13	100%	13
SOMA MEDICAL CENTER # 4		2	11	85%	13
PALM BAY FAMILY PRACTICE		4	9	69%	13
UNIVERSITY HOSPITAL UC HEALTH		9	4	31%	13
HARBOR CHASE OF JACKSONVILLE			13	100%	13
METROPOLITAN CHARITIES INC		12	1	8%	13
NORTHWEST FLORIDA COMMUNITY HOSPITAL 3RD FLOOR		12	1	8%	13
SHELBY COUNTY HEALTH CARE CORPORATION		10	3	23%	13
IN-OFFICE LAB		12	1	8%	13
GENEXPERT			13	100%	13
Grand Villa of Clearwater		11	2	15%	13
ADVENT HEALTH - WINTER HAVEN		7	6	46%	13
GLENBROOKE AT PALM BAY			13	100%	13
MEDI STATION			13	100%	13
BELLEVUE HOSPITAL CENTER DEPARTMENT		13			13
BROOKDALE DELAND			13	100%	13
PREMIER LABORATORY SERVICES, LLC		5	8	62%	13
VRL EUROFINIS - HAWAII		13			13
MINUTECLINIC DIAGNOSTIC OF TN PC #566		11	2	15%	13
PARKWEST MEDICAL CENTER		11	2	15%	13
BROOKLYN HOSPITAL CENTER DOWNTOWN CAMPUS		13			13
TNC WALK IN CLINIC		9	3	25%	12
FAMILY MEDICINE AT LONGWOOD			12	100%	12
MERCY MEDICAL CENTER		5	7	58%	12
FORT PIERCE FAMILY CARE INC		6	6	50%	12
KINDRED HOSPITAL OCALA		10	2	17%	12
BROOKDALE CITRUS			12	100%	12
LEON CHD		12			12
SOMA MEDICAL CENTER, P.A.			12	100%	12
STEWART MELBOURNE HOSPITAL, INC	1		11	92%	12
LADY LAKE SPECIALTY CARE			12	100%	12
UNIVERSITY OF MIAMI MILLER SCHOOL			12	100%	12
COLLIER COUNTY HEALTH DEPT.		7	5	42%	12
ADVENTHEALTH MEDICAL GROUP CARE CLINIC AT		8	4	33%	12

COVID-19: testing by laboratory

Data through Feb 17, 2021 verified as of Feb 18, 2021 at 09:25 AM

Data in this report are provisional and subject to change.

The numbers in the table below represent the number of Florida and non-Florida residents for whom test results were received by the Department of Health. A person can be tested by more than one laboratory and can have both positive and negative results. **Therefore, the sum of the numbers in each column will be larger than the total number of people tested.**

Reporting lab	Inconclusive	Negative	Positive	Percent positive	Total
PANCARE HEALTH - WEWA ELEMENTARY			12	100%	12
ST VINCENT'S URGENT CARE		9	3	25%	12
APPLE DIAGNOSTICS LAB		5	7	58%	12
TLC FAMILY CARE HOME INC		12			12
INNOVATIVE RESEARCH OF WEST FLORIDA		9	3	25%	12
CVS TN5639POCT FARRAGUT		10	2	17%	12
ORMOND MEDICAL ARTS		3	9	75%	12
WALGREEN		4	8	67%	12
MAIN STREET MEDICAL CENTER OF CRESTVIEW PA		1	11	92%	12
OHIO STATE UNIVERSITY MEDICAL CENTER			12	100%	12
A LILIKO'I PHARMACY LLC		12			12
YORKVILLE PEDIATRIC URGENT CARE		12			12
ADVENTHEALTH MEDICAL GROUP		9	3	25%	12
WOODLAND TOWERS		6	6	50%	12
MI2297090CV HOLLAND-23D2189684		12			12
MIRACLE ALF INC		12			12
MERIDIAN AT WATERWAYS, THE		10	2	17%	12
LIFE CARE OF PORT SAINT LUCIE		3	9	75%	12
FLORIDA PRESBYTERIAN HOMES INC		11	1	8%	12
ST PETER'S UNIVERSITY HOSPITAL		9	3	25%	12
MC DIAGNOSTIC OF CONNECTICUT, PC #775		11	1	8%	12
FLORIDA DEPT OF HEALTH		4	8	67%	12
PARROTT MEDICAL CLINIC			12	100%	12
CLINIC OF PEDIATRICS & GI MEDICINE INC			12	100%	12
MEDEXPRESS URGENT CARE-ALTOONA		10	2	17%	12
THE PLAZA AT PARKSQUARE		12			12
METHODIST MEDICAL CENTER		9	3	25%	12
BROWARD DIALYSIS			12	100%	12
NAPLES GREEN VILLAGE		12			12
SUWANNEE COUNTY JAIL		11	1	8%	12
LAB UNKNOWN		1	11	92%	12
GLEN OAKS HEALTH AND REHABILITATION CENTER			12	100%	12
GNT ASSOCIATES		11	1	8%	12
ENCOMPASS HOME HEALTH OF THE SOUTHEAST LLC		12			12
JFK MEDICAL CENTER NORTH LAB		1	11	92%	12
VERITAS RESEARCH CORP			12	100%	12
IREPERTOIRE_MOL_LAB		12			12
NOVALIFE MEDSPA			12	100%	12
FHCP-PORT ORANGE		3	9	75%	12
ACADIAN DIAGNOSTIC LABORATORIES		8	4	33%	12
HARLEM HOSPITAL CENTER		11	1	8%	12
GEORGE W FERGUSON MD-CONCIERGE MEDICAL SERVICES PL		11	1	8%	12
NATIONAL GENETICS INST LABCORP		4	8	67%	12
BAPTIST PRIMARY CARE PONTE VEDRA		6	6	50%	12
SUMMIT ATLANTIC SURGERY CENTER		12			12
NEWPATH DIAGNOSTICS		7	5	42%	12
CARLOS F FUSTER MD PA		12			12

COVID-19: testing by laboratory

Data through Feb 17, 2021 verified as of Feb 18, 2021 at 09:25 AM

Data in this report are provisional and subject to change.

The numbers in the table below represent the number of Florida and non-Florida residents for whom test results were received by the Department of Health. A person can be tested by more than one laboratory and can have both positive and negative results. **Therefore, the sum of the numbers in each column will be larger than the total number of people tested.**

Reporting lab	Inconclusive	Negative	Positive	Percent positive	Total
WACO HHSSURGEWACO	1	10	1	8%	12
MEDEXPRESS URGENT CARE - SEMINOLE SQUA		10	2	17%	12
HIGHLANDS COUNTY FIRE RESCUE		12			12
HAVEN HOSPICE			12	100%	12
TELEVISIT PALM BAY FAMILY PRACTICE		9	2	18%	11
CVS MINUTE CLINIC, LLC		9	2	18%	11
CARENOW URGENT CARE-WEST END		7	4	36%	11
CARLOS PORTU MD, PLLC			11	100%	11
ALCOVE ASSISTED LIVING FACILITY		11			11
PEDIATRIC ASSOCIATES PA		10	1	9%	11
CORNER OAK ESTATE LLC		11			11
BIOTECH CLINICAL LABORATORIES, INC.		1	10	91%	11
VIRTUA WEST JERSEY HOSPITAL VOORHEES		9	2	18%	11
ADVANCED URGENT CARE CENTER			11	100%	11
FLORIDA MEDICAL CLINIC - MULTI SPECIALTY CAMPUS		2	9	82%	11
FIRST CHOICE PEDIATRICS WINTER SPRINGS		10	1	9%	11
MOUNT DORA PEDIATRICS		9	2	18%	11
NIGHT LITE PEDIATRICS CENTER, LLC		1	10	91%	11
CULINARY INSTITUTE OF AMERICA STUDENT	3	8			11
JOHN W NORRIS III MD PA	1		10	91%	11
DMH STEINHATCHEE FAMILY MEDICINE		8	3	27%	11
SAMARITAN MEDICAL CENTER		11			11
PINELLAS COUNTY HEALTH DEPARTMENT		2	9	82%	11
AZALEA HEALTH		2	9	82%	11
SARASOTA - ROBERT L TAYLOR COMMUNITY CENTER		1	10	91%	11
MEYER PEDIATRICS CHTD		11			11
CARINGTON MANOR		11			11
MORTON PLANT NORTH BAY HOSPITAL			11	100%	11
CVS NY4098030POCT NEW YORK		11			11
MHHS All Lab Subsection		11			11
UMHC/SYLVESTER AT KENDALL		1	10	91%	11
Rosewood Healthcare and Rehabilitation Center		5	6	55%	11
PRIMECARE AT PORT ORANGE			11	100%	11
AVENTURA HOSPITAL AND MEDICAL CENTER			11	100%	11
GAMMA DIAGNOSTIC LAB LLC			11	100%	11
St. Annes Nursing Center, St. Annes Residence, Inc.		11			11
ADVENTIST HEALTH SYSTEM FLORIDA DEPT OF HEALTH		7	4	36%	11
PRIMARY CARE SPECIALISTS OF ORLANDO LLC		9	2	18%	11
CARE FAST MURABELLA		7	4	36%	11
THE TERRACE OF SAINT CLOUD		9	2	18%	11
WATSON HEALTHCARE		8	3	27%	11
MEDICAL CENTER AFFILIATES WEST PALM			11	100%	11
AIM LABORATORIES			11	100%	11
TROPICANA		5	6	55%	11
PALM BEACH PATHOLOGY		9	2	18%	11
GENESIS		7	4	36%	11
UNIVERSITY OF ILLINOIS VETERINARY DIAG		11			11

COVID-19: testing by laboratory

Data through Feb 17, 2021 verified as of Feb 18, 2021 at 09:25 AM

Data in this report are provisional and subject to change.

The numbers in the table below represent the number of Florida and non-Florida residents for whom test results were received by the Department of Health. A person can be tested by more than one laboratory and can have both positive and negative results. **Therefore, the sum of the numbers in each column will be larger than the total number of people tested.**

Reporting lab	Inconclusive	Negative	Positive	Percent positive	Total
GRAND VILLA OF ENGLEWOOD		7	4	36%	11
ORLANDO ORTHOPAEDIC OUTPATIENT SURGERY CENTER LLC		8	3	27%	11
GRAND VILLA OF ORMOND BEACH		9	2	18%	11
MINUTECLINIC DIAGNOSTIC OF LOUISIANA,		10	1	9%	11
ILLINOIS DEPT OF PUBLIC HEALTH LAB - SPRINGFIELD			11	100%	11
HOPE HEALTHCARE		11			11
45TH 1		11			11
MED LABS DIAGNOSTICS		6	5	45%	11
UNIVERSITY CENTRA CARE		10	1	9%	11
SENIOR HOME CARE INC		11			11
MEDEXPRESS URGENT CARE- MARYLAND		10	1	9%	11
FAMILY PRACTICE ON THE GO		6	5	45%	11
ADVENTHEALTH MEDICAL GROUP PEDIATRICS AT		2	9	82%	11
CONCIMED LLC		10	1	9%	11
GADSDEN REGIONAL MEDICAL CENTER		11			11
PRIMECARE ACQUISITION FAMILY PRACTICE INC		11			11
DESOTO HEALTH AND REHAB LLC		7	4	36%	11
SURGERY CENTER OF CORAL GABLES LLC,THE		9	2	18%	11
WELLMED AT SOUTH PARSONS		9	2	18%	11
MINUTECLINIC DIAGNOSTIC OF TN, PC 4992		11			11
WINTER PARK CARE AND REHABILITATION			11	100%	11
FAMILY MEDICINE AT HUNTERS CREEK		11			11
MIDNIGHT MEDICINE			11	100%	11
LEHIGH VALLEY HOSPITAL		3	8	73%	11
NORTHERN WESTCHESTER HOSPITAL LABORATORY		9	2	18%	11
ELITE HOME HEALTH SERVICES		11			11
SEMORAN FAMILY HEALTH LLC		10	1	9%	11
St Joseph's Hospital & Medical Center		10	1	9%	11
WANTAGH URGENT CARE		8	3	27%	11
REDMED CLINIC OF ARLINGTON		10	1	9%	11
Hackensack Umc Mountainside		10	1	9%	11
BLOCK NATION CHASE		4	6	60%	10
BEAUMONT LABORATORY			10	100%	10
APPALACHIAN REGIONAL HEALTHCARE SYSTEM		10			10
NORTON HEALTHCARE			10	100%	10
ALABAMA DEPARTMENT OF PUBLIC HEALTH		1	9	90%	10
ISLAND COAST PEDIATRICS IN-HOUSE LAB		10			10
HCR MANORCARE		10			10
CVS MINUTE CLINIC DIAGNOSTIC OF WISCONSIN		10			10
MISSOURI DEPARTMENT OF HEALTH AND SENIOR SERVICES			10	100%	10
PBC PREMIER FAMILY HEALTH			10	100%	10
STATEN ISLAND UNIVERSITY HOSPITAL SEGUINE AVE		9	1	10%	10
LAKE NONA MEDICAL SERVICES		3	7	70%	10
CROSSROADS URGENT CARE, PLLC		10			10
MOLECULAR PATHOLOGY LABORATORY			10	100%	10
PERSONAL PEDIATRICS PA		7	3	30%	10
WINDSOR WOODS REHAB & HEALTHCARE CTR		9	1	10%	10

COVID-19: testing by laboratory

Data through Feb 17, 2021 verified as of Feb 18, 2021 at 09:25 AM

Data in this report are provisional and subject to change.

The numbers in the table below represent the number of Florida and non-Florida residents for whom test results were received by the Department of Health. A person can be tested by more than one laboratory and can have both positive and negative results. **Therefore, the sum of the numbers in each column will be larger than the total number of people tested.**

Reporting lab	Inconclusive	Negative	Positive	Percent positive	Total
PLYMOUTH HARBOR INCORPORATED		9	1	10%	10
COVANCE CENTRAL LABORATORY			10	100%	10
URGENT CARE OF NEW YORK		10			10
Solaris Healthcare Pensacola			10	100%	10
URGENT CARE & FAMILY PRACTICE CENTER			10	100%	10
MONTEFIORE MEDICAL CENTER LABORATORIES - WEILER		7	3	30%	10
RPC@HODGES		2	8	80%	10
MEDICAL LABORATORY DIAGNOSTICS			10	100%	10
VASCONCELLO COHEN MD PA		9	1	10%	10
NOT INDICATED		1	9	90%	10
MINUTECLINIC DIAGNOSTIC OF TN PC #320		9	1	10%	10
ESTATES MEDICAL CENTER INC			10	100%	10
FLORIDA DEPARTMENT OF HEALTH WASHINGTON COUNTY		5	5	50%	10
LIFE'S SPECIAL MOMENTS INC		10			10
OPTIMAL CARE PEDIATRICS			10	100%	10
GRAND VILLA OF PINELLAS PARK		9	1	10%	10
RIVERWOOD CENTER,THE			10	100%	10
OCCUPATIONAL HEALTH CENTERS OF THE SOUTHWEST PA		9	1	10%	10
RUSSELL MEDICAL CENTER		9	1	10%	10
PRORENATA LABS		2	8	80%	10
RED MOUNTAIN DIAGNOSTICS		10			10
BAPTIST HEALTH			10	100%	10
BIG BEND HOSPICE INC		10			10
Maury Regional Hospital		6	4	40%	10
VENICE GREEN VILLAGE		3	7	70%	10
ASSOCIATES MD CYPRESS CREEK			10	100%	10
CONSULATE HEALTH CARE OF PENSACOLA			10	100%	10
MULBERRY CARE CENTER		7	3	30%	10
NEW JERSEY DEPARTMENT OF HEALTH COMMUNICABLE DISEASE SERVICE		3	7	70%	10
MINUTECLINIC DIAGNOSTIC OF NORTH		9	1	10%	10
MEDEXPRESS URGENT CARE - SALEM		6	4	40%	10
AMBRY GENETICS CORPORATION		10			10
BROWARD HEALTH CARE			10	100%	10
Hialeah Nursing And Rehabilitation Center		6	4	40%	10
URGENT CARE CENTER AT PINNACLE		4	6	60%	10
MEDEXPRESS URGENT CARE - LAFAYETTE		9	1	10%	10
MOSOLF PEDIATRICS			10	100%	10
FLEMING ISLAND CENTER FOR CLINICAL RESEARCH		10			10
SAVANNAH MANOR ASSISTED LIVING COMMUNITY			10	100%	10
MEDEXPRESS URGENT CARE - MONROE		10			10
LAKE BALDWIN CBOC		9	1	10%	10
MINUTECLINIC DIAGNOSTIC OF TEXAS		9	1	10%	10
LEE COMMUNITY HEALTHCARE - LEHIGH		9	1	10%	10
Lehigh Acres Health and Rehabilitation			10	100%	10
SEBRING PEDIATRICS LLC			10	100%	10
CARENOW URGENT CARE - EAST NASHVILLE		8	2	20%	10
EMERALD COAST HOSPICE - CRESTVIEW		10			10

COVID-19: testing by laboratory

Data through Feb 17, 2021 verified as of Feb 18, 2021 at 09:25 AM

Data in this report are provisional and subject to change.

The numbers in the table below represent the number of Florida and non-Florida residents for whom test results were received by the Department of Health. A person can be tested by more than one laboratory and can have both positive and negative results. **Therefore, the sum of the numbers in each column will be larger than the total number of people tested.**

Reporting lab	Inconclusive	Negative	Positive	Percent positive	Total
ASHRAF MEDICAL GROUP PLLC DBA PULSE M		9	1	10%	10
BOCA RATON REGIONAL HOSPITAL LAB			10	100%	10
PANCARE HEALTH - VERNON ELEMENTARY			10	100%	10
LUXOR SCIENTIFIC LLC		1	9	90%	10
MINUTECLINIC DIAGNOSTIC OF TN PC #6415		9	1	10%	10
CREATIVE TESTING SOLUTIONS		3	7	70%	10
MAINSTREET FAMILY CARE			10	100%	10
KIDSVILLE PEDIATRICS			10	100%	10
MEDEXPRESS URGENT CARE-KATY		7	3	30%	10
CBC LAB		3	7	70%	10
VETERNANS ADMINISTRATION			10	100%	10
ONEIDA HEALTHCARE CENTER		8	2	20%	10
MIAMI BEACH MEDICAL GROUP LLC			10	100%	10
CORONA PATHOLOGY		10			10
COMMUNITY HEALTH CENTER		2	8	80%	10
WELLMED AT PORT ST LUCIE WEST		6	4	40%	10
TMH PHYSICIAN PARTNERS - MONTICELLO		8	2	20%	10
Grand Villa of Dunedin		4	6	60%	10
AMERICAN HOUSE FORT MYERS		10			10
NORTH OKALOOSA PHYSICIAN GROUP		10			10
BROOKDALE PANAMA CITY		9	1	10%	10
MEDEX REGIONAL LABORATORIES LLC		1	9	90%	10
HIGH TOWER ALF LLC		9	1	10%	10
THE PALMS PHARMACY, INC		9	1	10%	10
MEDLAB ASSOCIATES LLC		10			10
MEDEXPRESS URGENT CARE PARKERSBURG		8	2	20%	10
SUPERIOR RESIDENCES OF CLERMONT		2	8	80%	10
THE VILLAGES HEALTH		5	5	50%	10
MINUTECLINIC DIAGNOSTIC OF NEW MEXICO		10			10
URGENT CARE USA LLC		1	9	90%	10
ACCESS PHARMACY		10			10
TENNESSEE DEPARTMENT OF HEALTH (TDH) - CENTRAL LABORATORY		2	8	80%	10
PPD - IXLAYER		9	1	10%	10
MEDEXPRESS URGENT CARE CHARLESTON		6	4	40%	10
DES PLAINES CLINICAL LAB		3	7	70%	10
VITALANT		1	9	90%	10
Westchester General Hospital			10	100%	10
GRAND VILLA OF BOYNTON BEACH		10			10
CVS NC187POCT CHARLOTTE		10			10
RICHMOND UNIVERSITY MEDICAL CENTER		8	2	20%	10
ADVENTIST HEALTH SYSTEM		9			9
REMISE OCCUPATIONAL HEALTH SOLUTIONS INC			9	100%	9
CVS MINUTE CLINIC DIAGNOSTIC PA		7	2	22%	9
ADVENT HEALTH - FOUR CORNERS ER		8	1	11%	9
EMERGENCY MEDICAL CENTER		3	6	67%	9
CVS HEALTH, #3396		9			9
ORANGE PARK PEDIATRIC ASSOCIATES		1	8	89%	9

COVID-19: testing by laboratory

Data through Feb 17, 2021 verified as of Feb 18, 2021 at 09:25 AM

Data in this report are provisional and subject to change.

The numbers in the table below represent the number of Florida and non-Florida residents for whom test results were received by the Department of Health. A person can be tested by more than one laboratory and can have both positive and negative results. **Therefore, the sum of the numbers in each column will be larger than the total number of people tested.**

Reporting lab	Inconclusive	Negative	Positive	Percent positive	Total
CHEMISYS LABORATORIES		1	8	89%	9
CLEVELAND TENNESSEE HOSPITAL COMPANY		8	1	11%	9
MIDMICHIGAN MEDICAL CENTER			9	100%	9
FAMILY PRACTICE OF DAVIE INC			9	100%	9
NATURE COAST REGIONAL MEDICAL CENTER			9	100%	9
CARROLL GARDENS URGENT CARE		9			9
MICHIGAN DEPARTMENT OF COMMUNITY HEALTH		1	8	89%	9
MED TECH SERVICES OF PALM BEACH INC		9			9
FLORIDA MEDICAL CL ODOM TPA		4	5	56%	9
Signature Healthcare of Ormond		9			9
BAYONET POINT HOSPITAL			9	100%	9
CVS NC3516POCT WINSTON SALEM		7	2	22%	9
PATEL MEDICAL VENTURES		8	1	11%	9
LOREY ALF		9			9
MIAMI BEACH MEDICAL GROUP			9	100%	9
MEDEXPRESS URGENT CARE - WINCHESTER GATEWAY		7	2	22%	9
NORTHWEST FLORIDA COMMUNITY HOSPITAL LABORATORY		8	1	11%	9
HAWTHORNE INN OF LAKELAND		9			9
BUENA VIDA ESTATES			9	100%	9
NEMOURS CHILDREN'S PRIMARY CARE VERO BEACH			9	100%	9
ADULT MEDICINE OF LAKE COUNTY INC			9	100%	9
CHILDREN'S HEALTHCARE OF ATLANTA/EGLESTON		9			9
MEDEXPRESS URGENT CARE - CHRISTIANBURG		7	2	22%	9
VITRO MOLECULAR LABORATORIES	1		8	89%	9
OUR HOME AT BEACON HILL			9	100%	9
Manor Care of Dunedin		6	3	33%	9
RHODE ISLAND DEPARTMENT OF HEALTH			9	100%	9
ROSEMONT GARDENS INC		9			9
UNAVAILABLE/UNKNOWN/NO INFORMATION FOUND			9	100%	9
MEDEXPRESS URGENT CARE - BENTON HARBOR		9			9
WINDSOR OF SAN PABLO, THE		6	3	33%	9
MINUTECLINIC DIAGNOSTIC OF PA, LLC (1036)		8	1	11%	9
MAIMONIDES MEDICAL CENTER		6	3	33%	9
MINUTECLINIC DIAGNOSTIC OF MINNESOTA		9			9
PRECISION GENETICS			9	100%	9
MINUTECLINIC, LLC #4230		8	1	11%	9
WESTCHESTER GENERAL HOSPITAL BLOOD GAS LAB			9	100%	9
GRAND VILLA OF DEL RAY WEST		8	1	11%	9
MC DIAGNOSTIC OF CONNECTICUT, PC #1960		9			9
CITY OF CLEARWATER EMPLOYEE HEALTH CENTER		2	7	78%	9
RIVERSIDE MEDICAL GROUP		8	1	11%	9
FLORIDA MENTOR		7	2	22%	9
BAYFRONT MEDICAL			9	100%	9
WADSWORTH CENTER - DAVID AXELROD INSTITUTE		8	1	11%	9
LAKEVIEW HEALTH SYSTEMS			9	100%	9
GLADES COUNTY DETENTION CENTER			9	100%	9
OMNI			9	100%	9

COVID-19: testing by laboratory

Data through Feb 17, 2021 verified as of Feb 18, 2021 at 09:25 AM

Data in this report are provisional and subject to change.

The numbers in the table below represent the number of Florida and non-Florida residents for whom test results were received by the Department of Health. A person can be tested by more than one laboratory and can have both positive and negative results. **Therefore, the sum of the numbers in each column will be larger than the total number of people tested.**

Reporting lab	Inconclusive	Negative	Positive	Percent positive	Total
UNIVERSITY MEDICAL CENTER		8	1	11%	9
ROSECASTLE			9	100%	9
LPG PRIMARY CARE AT SURFSIDE		9			9
VILLAGE PLACE HEALTH AND REHAB		9			9
NIGHT OWL PEDIATRICS URGENT CARE			9	100%	9
CVS MINUTE CLINIC DIAGNOSTIC OF TEXAS, LLC		9			9
MAGNOLIA MANOR			9	100%	9
ANY LAB TEST NOW INC			9	100%	9
MEDEXPRESS URGENT CARE - PANTOPS		8	1	11%	9
HUNTINGTON URGENT CARE		8	1	11%	9
MOBILE RESPONSE DIAGNOSTICS LLC		8	1	11%	9
ACCESS HOME HEALTH OF FLORIDA LLC		9			9
BERGEN NEW BRIDGE M		8	1	11%	9
WINDSOR OF GAINESVILLE		9			9
PENSACOLA PEDIATRICS MILTON		3	6	67%	9
MC DIAGNOSTIC OF CONNECTICUT PC #459		9			9
MINUTE CLINIC LLC #1448		8	1	11%	9
BRIDGE DIAGNOSTICS			9	100%	9
Casa Mora Rehabilitation & Extended Care		9			9
MINUTE CLINIC LLC #5733		9			9
LAKE NONA MEDICAL SERVICE LLC		9			9
PALM BAY URGENT CARE PL		1	8	89%	9
MONROE COUNTY HOSPITAL		6	3	33%	9
ALACHUA			9	100%	9
HEALTH NETWORK LABORATORIES		6	3	33%	9
CVS MINUTE CLINIC DIAGNOSTIC		8	1	11%	9
CARENOW URGENT CARE-MT JULIET		8	1	11%	9
NORTHSHORE UNIVERSITY HEALTHSYSTEM EVANSTON HOSPITAL LAB			9	100%	9
SAMARITAN HOSPITAL LABORATORY		8	1	11%	9
CLAYMED OF NORTH FLORIDA			9	100%	9
BRENNITY AT VERO BEACH, THE			9	100%	9
GCPM MANUAL MICROBIOLOGY		1	8	89%	9
PEDIATRIC HEALTH CARE ALLIANCE			9	100%	9
ORLANDO ORTHOPAEDIC OUTPATIENT SURGERY CENTER		5	4	44%	9
COLLIER HMA PHYSICIAN MANAGEMENT, LLC		1	8	89%	9
MEDEXPRESS URGENT CARE MONACA		9			9
IGENEX INC		9			9
ST JUDE LABORATORIES		7	2	22%	9
FOX FAMILY PRACTICE		9			9
AVALON FAMILY RESORT ASSISTED LIVING LLC		9			9
CVS MINUTE CLINIC DIAGNOSTIC MED GRP OF CA		9			9
CHILDREN'S HEALTH CENTER INC.		7	2	22%	9
CVS PHARMACY NO 274		9			9
CVS MO8590POCT KANSAS CITY		5	4	44%	9
HEALTH MED HOME CARE, LLC		9			9
BAYFRONT HEALTH ST PETERSBURG		8	1	11%	9
Consulate Health Care of Brandon		7	2	22%	9

COVID-19: testing by laboratory

Data through Feb 17, 2021 verified as of Feb 18, 2021 at 09:25 AM

Data in this report are provisional and subject to change.

The numbers in the table below represent the number of Florida and non-Florida residents for whom test results were received by the Department of Health. A person can be tested by more than one laboratory and can have both positive and negative results. **Therefore, the sum of the numbers in each column will be larger than the total number of people tested.**

Reporting lab	Inconclusive	Negative	Positive	Percent positive	Total
TANVIR H SHAGAR NP		9			9
MINUTECLINIC, LLC, #4160		5	3	38%	8
LAB UNKNOW		6	2	25%	8
LAKE CONWAY URGENT CARE LLC		2	6	75%	8
THOMAS JEFFERSON UNIVERSITY HOSPITAL		4	4	50%	8
BELLE GLADES HEALTH CLINIC			8	100%	8
FLORIDA CLINICAL LAB		1	7	88%	8
CVS NC2357POCT HUNTERSVILLE		7	1	13%	8
SOUTHEASTERN PEDIATRIC ASSOCIATES			8	100%	8
RIVERVIEW REGIONAL MEDICAL CENTER		6	2	25%	8
ALLEGRO - TAMPA	1	4	3	38%	8
ST CHARLES HOSPITAL LABORATORY		8			8
CARE ATC - CITY OF BOYNTON BEACH	1	2	5	63%	8
ENCOMPASS HOME HEALTH OF THE SOUTHEAST LLC		8			8
DOCTOR'S IN-HOUSE LAB/COMMUNITY HEALTH CENTERS OF PINELLAS – CLEARWATE			8	100%	8
MID-HUDSON VALLEY DIVISION OF WESTCHESTER MEDICAL		8			8
KEY TRAINING CENTER			8	100%	8
INTERNAL MEDICINE AND AESTHETICS OF NAPLES LLC		8			8
KIMBERLY J HENDERSON MD PC		7	1	13%	8
PUTNAM COUNTY EMERGENCY RESCUE SERVICE		5	3	38%	8
HARBORCHASE OF DR PHILLIPS		7	1	13%	8
MEDEXPRESS URGENT CARE - WASHINGTON		6	2	25%	8
MINUTECLINIC DIAGNOSTIC OF TN PC #386		7	1	13%	8
PACIFICA SUNRISE			8	100%	8
BAPTIST PEDIATRICS		6	2	25%	8
PALM BEACH CDH - DELRAY BEACH			8	100%	8
URGENT MEDICAL CENTER INC		2	6	75%	8
THE WOLFF CENTER FOR CHILD & ADOLESCENT HEALTH			8	100%	8
GULF COAST MEDICAL GROUP		2	6	75%	8
MAGNOLIA PEDIATRICS GROUP LLC			8	100%	8
HEALTHMARK REGIONAL HOSPITAL LAB		4	4	50%	8
BAPTIST OUTPATIENT			8	100%	8
DR PHILLIPS MEDICAL WELLNESS CENTER		8			8
CIAN DIAGNOSTICS			8	100%	8
ARTHREX MEDICAL CENTER EAST		4	4	50%	8
CARENOW URGENT CARE-GREEN HILLS		8			8
FOUNTAINVIEW BY FIVE STAR QUALITY CARE		7	1	13%	8
SURGOINSVILLE PHARMACY		8			8
EXECUTIVE MEDICAL SERVICES		8			8
INTERNAL MEDICINE ASSOCIATES OF JACKSON HOSPITAL			8	100%	8
FLORIDA HOSPITAL PHYSICIAN GROUP		3	5	63%	8
PASSPORT HEALTH OF TAMPA BAY		8			8
MEDLABS DIAGNOSTICS		7	1	13%	8
ALACHUA COUNTY HEALTH DEPARTMENT		1	7	88%	8
CIGNA ONSITE HEALTH LLC		2	6	75%	8
AFC URGENT CARE - CEDAR GROVE		8			8
ATLANTIC CONSOLIDATED LABORATORY		8			8

COVID-19: testing by laboratory

Data through Feb 17, 2021 verified as of Feb 18, 2021 at 09:25 AM

Data in this report are provisional and subject to change.

The numbers in the table below represent the number of Florida and non-Florida residents for whom test results were received by the Department of Health. A person can be tested by more than one laboratory and can have both positive and negative results. **Therefore, the sum of the numbers in each column will be larger than the total number of people tested.**

Reporting lab	Inconclusive	Negative	Positive	Percent positive	Total
FHCP-ORANGE CITY			8	100%	8
JX REF LAB			8	100%	8
ST CLOUD PHYSICIAN MANAGMENT LLC		7	1	13%	8
Sunset Lake Health and Rehabilitation Center		8			8
ORLANDO HEALTH PHYSICIAN ASSOCIATES		4	4	50%	8
FAMILY MEDICINE OF WESTON LLC			8	100%	8
SOMA MEDICAL CENTER, PA #4 FLORIDA MANGO			8	100%	8
CLEARWATER PEDIATRIC CARE		1	7	88%	8
DEPARTMENT OF HEALTH- CITRUS COUNTY		1	7	88%	8
NITIN BAWA PROFESSIONAL ASSOCIATES			8	100%	8
MINUTECLINIC, LLC, MINUTECLINIC #7637		6	2	25%	8
LAKE CO SCHOOLS EMPLOYEE HEALTH & WELLNESS CENTER	1	6	1	13%	8
MEDEXPRESS URGENT CARE-LATROBE		8			8
MINUTECLINIC DIAGNOSTIC OF RHODE ISLAND		6	2	25%	8
WELLIGENT		1	7	88%	8
GENE STREET LABORATORIES, LLC		6	2	25%	8
BENSONHURST URGENT CARE		8			8
BIOTECH PHARMACEUTICAL GROUP LLC			8	100%	8
DOH JACKSONVILLE CENTRAL LABORATORY		3	5	63%	8
CVA MINUTE CLINIC DIAGNOSTIC OF VIRGINIA, LLC		8			8
GOLISANO CHILDREN'S HOSPITAL OF SOUTHWEST FLORIDA		6	2	25%	8
LANE PEDIATRICS PA			8	100%	8
KIDSWOOD PEDIATRICS CORP		2	6	75%	8
WHITE SANDS OUTPATIENT SERVICES (WSOP SERVICES LLC		8			8
CONSULATE HEALTH CARE		7	1	13%	8
BLOOMING GARDENS OF CARE INC		8			8
NEW HAMPSHIRE DEPARTMENT OF HEALTH AND HUMAN SERVICES		3	5	63%	8
MONTEFIORE MEDICAL CENTER LABORATORIES - NORTH		8			8
URGENT TEAM MANAGEMENT OF TENNESSEE		7	1	13%	8
JACKSON CLINIC PA,THE		4	4	50%	8
MINUTECLINIC, LLC, DBA MINUTECLINIC #6106		6	2	25%	8
MINUTE CLINIC		1	7	88%	8
DOH-TAMPA BRANCH LABORATORY (MLK BLVD)		4	4	50%	8
SYLVESTER AT PLANTATION LABORATORY		7	1	13%	8
FAMILY HEALTH CENTER AT PORT ST JOHN		4	4	50%	8
WATERFORD AT CREEKSIDE, THE			8	100%	8
ALLINA HEALTH - ABBOTT NORTHWESTERN HOSPITAL		5	3	38%	8
DOTHAN PEDIATRIC CLINIC			8	100%	8
ST JOSEPH WOMENS HOSPITAL			8	100%	8
ST. JOSEPH HOSPITAL AND HEALTH CARE INC.			8	100%	8
FLORIDA HOSPITAL WINTER PARK		7	1	13%	8
ROBERT WOOD JOHNSON HOSPITAL		7	1	13%	8
PUTNAM FAMILY CARE INC		3	5	63%	8
LIFE CARE CITRUS COUNTY			8	100%	8
DOCTOR'S IN HOUSE LAB			8	100%	8
ADVANCED RESEARCH FOR HEALTH IMPROVEMENT		6	2	25%	8
COLLIER BLVD HMA PHYSICIAN MANAGEMENT,, LLC			8	100%	8

COVID-19: testing by laboratory

Data through Feb 17, 2021 verified as of Feb 18, 2021 at 09:25 AM

Data in this report are provisional and subject to change.

The numbers in the table below represent the number of Florida and non-Florida residents for whom test results were received by the Department of Health. A person can be tested by more than one laboratory and can have both positive and negative results. **Therefore, the sum of the numbers in each column will be larger than the total number of people tested.**

Reporting lab	Inconclusive	Negative	Positive	Percent positive	Total
PENSACOLA CLUSTER			8	100%	8
NASCAR EVENT MANAGEMENT, LLC		8			8
MEDEXPRESS ELKINS		8			8
MEDEXPRESS URGENT CARE - SWANSEA, N ILLINOIS ST		7	1	13%	8
DAVID LAWRENCE CENTER INC		7	1	13%	8
HOLY NAME MEDICAL CENTER	1	6	1	13%	8
MINUTECLINIC DIAGNOSTIC OF NEW JERSEY, LLC # 7069		8			8
West Gate Village, LLC		8			8
VETERANS AFFAIRS MEDICAL CENTER - OUTPATIENT			8	100%	8
FLORIDA HEART AND VASCULAR MULTISPECIALTY GROUP		8			8
X-GENE MOLECULAR LABS		1	7	88%	8
WESTPAC LABS INC	1		7	88%	8
PALM BEACH COUNTY HEALTH DEPARTMENT LABORATORY			8	100%	8
JOHNS HOPKINS MEDICAL LABORATORIES		1	7	88%	8
Nashville Central Laboratory		8			8
MONTEFIORE NYACK HOSPITAL AFFILIATED LABORATORY		8			8
THE MARY IMOGENE BASSETT HOSPITAL		8			8
Fouraker Hills Rehab and Nursing			8	100%	8
IU HEALTH PATHOLOGY		1	7	88%	8
MINUTE CLINIC DIAGNOSTIC OF SC, LLC #42		7	1	13%	8
WALK-IN MEDICAL CARE			8	100%	8
MEDICANA NURSING AND REHAB CENTER			8	100%	8
MEDEXPRESS URGENT CARE, BUTLER		5	3	38%	8
ST VINCENT'S ST CLAIR		5	3	38%	8
METHODIST HOSPITAL			8	100%	8
GRAND VILLA OF LARGO		6	2	25%	8
MADISON COUNTY HEALTH DEPARTMENT		5	3	38%	8
NORTHSIDE HOSPITAL		2	6	75%	8
FRUITVILLE URGENT CARE			8	100%	8
MINUTECLINIC DIAGNOSTIC OF TN PC #5671		5	3	38%	8
BARTON PARKER OD PC		8			8
PINELLAS PARK FIRE DEPARTMENT		8			8
HEALTHPARK MEDICAL CTR NURSING SVC		8			8
PHASE2 LABS	2	4	2	25%	8
OPTUM SILVER LAKES			8	100%	8
ARCHBOLD MEMORIAL HOSPITAL/LAB		3	5	63%	8
MC DIAGNOSTIC OF CONNECTICUT, PC # 257		7	1	13%	8
HUNTINGTON VILLAGE URGENT CARE		8			8
MINUTECLINIC INCORPORATE, LLC		6	2	25%	8
VIGILINT HEALTHCARE		5	3	38%	8
INSPIRED LIVING AT PALM BAY		7	1	13%	8
FAST PACE MEDICAL CLINIC PLLC		6	2	25%	8
BEAUMONT EMERGENCY CENTER			8	100%	8
HNL LAB MEDICINE		6	2	25%	8
MEDEXPRESS URGENT CARE - BEECH GROVE		7	1	13%	8
VITAS HEALTHCARE CORPORATION OF FL			8	100%	8
GENEUS DIAGNOSTICS			8	100%	8

COVID-19: testing by laboratory

Data through Feb 17, 2021 verified as of Feb 18, 2021 at 09:25 AM

Data in this report are provisional and subject to change.

The numbers in the table below represent the number of Florida and non-Florida residents for whom test results were received by the Department of Health. A person can be tested by more than one laboratory and can have both positive and negative results. **Therefore, the sum of the numbers in each column will be larger than the total number of people tested.**

Reporting lab	Inconclusive	Negative	Positive	Percent positive	Total
ORMOND BEACH CENTRA CARE			8	100%	8
DORAL URGENT CARE			8	100%	8
SEA LEVEL LABS			8	100%	8
CARENOW URGENT CARE-SOUTHLAKE			7	100%	7
NOVANT HEALTH INPATIENT CARE		2	5	71%	7
Parkside Villa		7			7
CVS TN5601POCT LENOIR CITY		7			7
ABBNEY MANOR RETIREMENT RESIDENCE INC		7			7
LAWTON CHILES HEALTH CENTER		1	6	86%	7
ILLINOIS DEPARTMENT OF PUBLIC HEALTH			7	100%	7
MINUTECLINIC DIAGNOSTIC OF ILLINOIS LL		7			7
NEMOURS CHILDREN'S URGENT			7	100%	7
FHMG_FM AND IM AVALON PARK		2	5	71%	7
TRUE HEALTH DIAGNOSTICS		1	6	86%	7
COLUMBIA MEMORIAL HOSPITAL		7			7
MERCY HEALTH—MUSKEGON		6	1	14%	7
WILDLIGHT LAB			7	100%	7
CAREATC INC BRANDON	1	6			7
LEMOYNE COLLEGE WELLNESS CENTER FOR		7			7
ST VINCENT'S CHILTON		5	2	29%	7
MINUTECLINIC DIAGNOSTIC OF OKLAHOMA		5	2	29%	7
MC DIAGNOSTIC OF CONNECTICUT, PC #1966		7			7
HEARTLAND PEDIATRICS OF LAKE PLACID			7	100%	7
MEDICAL PAVILION CLINIC			7	100%	7
MANATEE PEDIATRICS			7	100%	7
FLORIDA HOSPITAL KISSIMMEE		4	3	43%	7
JOHNS HOPKINS ALL CHILDRENS			7	100%	7
FLORIDA DIGESTIVE AND LIVER SPECIALIST		7			7
KANSAS DEPARTMENT OF HEALTH		2	5	71%	7
SOUTH COM HEALTH CLINIC, DEPT. OF THE ARMY		7			7
SCHOOL OF PHARMACY AND PHARMACEUTICAL		7			7
BERRYHILL MANOR		7			7
UHEALTH UNIVERSITY OF MIAMI			7	100%	7
PASSPORT HEALTH			7	100%	7
CVS MINUTE CLINIC DIAGNOSTIC OF VIRGINIA		7			7
FLORIDA CENTER FOR DERMATOLOGY LABORATORY			7	100%	7
DOCTOR'S IN-HOUSE LAB/COMMUNITY HEALTH CENTERS OF PINELLAS -PINELLAS P			7	100%	7
FLORIDA SCHOOL FOR THE DEAF AND THE BLIND			7	100%	7
MINUTECLINIC DIAGNOSTIC OF TN PC #6363		7			7
BAYCARE MEDICAL GROUP		1	6	86%	7
MINUTE CLINIC LLC #5706		6	1	14%	7
BRADENTON PHYSICIANS MEDICAL CENTER			7	100%	7
PENINSULA CARE AND REHABILITATION CENTER			7	100%	7
UF HEALTH			7	100%	7
CVS PHARMACY #8800		5	2	29%	7
GRACE WELLNESS CENTER LLC		6	1	14%	7
ORLANDO MEDICAL CENTER PL			7	100%	7

COVID-19: testing by laboratory

Data through Feb 17, 2021 verified as of Feb 18, 2021 at 09:25 AM

Data in this report are provisional and subject to change.

The numbers in the table below represent the number of Florida and non-Florida residents for whom test results were received by the Department of Health. A person can be tested by more than one laboratory and can have both positive and negative results. **Therefore, the sum of the numbers in each column will be larger than the total number of people tested.**

Reporting lab	Inconclusive	Negative	Positive	Percent positive	Total
EL PARAISO HOME INC		7			7
PRIME MEDICAL CARE, LLC		7			7
MINUTECLINIC, LLC #244		6	1	14%	7
ST VINCENTS AMBULATORY CARE INC DBA		4	3	43%	7
QUE		4	3	43%	7
Thermopolis Rehabilitation Wellness		7			7
PEDIATRICS OF CENTRAL FLORIDA		5	2	29%	7
ADVENT HEALTH APOPKA		3	4	57%	7
MEDEXPRESS URGENT CARE-DUBOIS		7			7
NORTH FLORIDA MEDICAL CENTERS INC		1	6	86%	7
MINUTECLINIC DIAGNOSTIC OF TN PC #242		5	2	29%	7
VERMONT DEPARTMENT OF HEALTH		1	6	86%	7
PENN MEDICINE PRINCETON MEDICAL CENTER		6	1	14%	7
NORTHDALE REHABILITATION CENTER			7	100%	7
RIVER OAKS TREATMENT CENTER			7	100%	7
CVS MINUTE CLINIC DIAGNOSTIC OF TEXAS,LLC		5	2	29%	7
PANCARE HEALTH - HOSFORD SCHOOL			7	100%	7
CITY OF NAPLES FIRE RESCUE		5	2	29%	7
BROOKDALE LAKE ORIENTA			7	100%	7
CORAL LANDING ASSISTED LIVING		5	2	29%	7
CVS CA9165POCT SAN DIEGO		7			7
LYNMOORE,THE		7			7
PEDIATRICS URGENT CARE, LLC			7	100%	7
FLORIDA HOSPITAL APOPKA		6	1	14%	7
EMBRY-RIDDLE AERONAUTICAL UNIVERSITY HEALTH			7	100%	7
UNIVERSITY OF WASHINGTON MEDICAL CENTER			7	100%	7
Ocoee Health Care Center		7			7
OPTUM PRIMARY CARE - FOUNTAIN OAKS		3	4	57%	7
KENDALL REGIONAL MEDICAL CNTR			7	100%	7
DYNAMIC HEALTH CENTERS INC		3	4	57%	7
KEYSTONE PLACE AT NAPLES PRESERVE		4	3	43%	7
MINUTECLINIC DIAGNOSTIC OF NORTH CAROLINA, PC		6	1	14%	7
MEDEXPRESS URGENT CARE - HOT SPRINGS		7			7
DIAGNOSTIC CLINIC		6	1	14%	7
LONGWOOD PEDIATRICS LLC			7	100%	7
FLORIDA CANCER SPECIALISTS & RESEARCH INSTITUTE		6	1	14%	7
OSWEGO HOSPITAL LABORATORY		6	1	14%	7
AVON PARK PEDIATRICS			7	100%	7
FHPG_EXP CARE W HILLSBOROUGH			7	100%	7
CVS NC4165POCT BREVARD		5	2	29%	7
ORLANDO FAMILY PHYSICIANS			7	100%	7
SIMEDHEALTH LLC		2	5	71%	7
LEPE'S HOUSE			7	100%	7
MIAMI COMPREHENSIVE MEDICINE GROUP PA		4	3	43%	7
TRUE HEALTH		5	2	29%	7
DOCTORS CLINICAL LABORATORY, INC		5	2	29%	7
RICH STREET GROUP HOME			7	100%	7

COVID-19: testing by laboratory

Data through Feb 17, 2021 verified as of Feb 18, 2021 at 09:25 AM

Data in this report are provisional and subject to change.

The numbers in the table below represent the number of Florida and non-Florida residents for whom test results were received by the Department of Health. A person can be tested by more than one laboratory and can have both positive and negative results. **Therefore, the sum of the numbers in each column will be larger than the total number of people tested.**

Reporting lab	Inconclusive	Negative	Positive	Percent positive	Total
ECLRS		2	5	71%	7
VICTORIAN MANOR		2	5	71%	7
SOUTH FLORIDA ENT ASSOCIATES, INC			7	100%	7
COMMUNITY MEDICAL AND DENTAL CARE INC		7			7
VAIL VALLEY MEDICAL CENTER			7	100%	7
MEDEXPRESS URGENT CARE - MAPLE DRIVE		7			7
OKLAHOMA STATE DEPARTMENT OF HEALTH-PUBLIC HEALTH LABORATORY			7	100%	7
CARENOW URGENT CARE-MADISON		7			7
SUPERIOR RESIDENCES AT CALA HILLS		7			7
DALLAS COUNTY HEALTH AND HUMAN SERVICES			7	100%	7
JUPITER ISLAND PUBLIC SAFETY		5	2	29%	7
SOMA MEDICAL CENTER MD PA #7 PEDIATRICS			7	100%	7
GENTRY PARK ORLANDO ASSISTED LIVING		6	1	14%	7
LEE COUNTY HEALTH DEPARTMENT		4	3	43%	7
MEDEXPRESS URGENT CARE - FAYETTEVILLE		5	2	29%	7
Florida Clinical Laboratory		1	6	86%	7
MEDEXPRESS URGENT CARE, JOHNSTOWN		6	1	14%	7
ATMORE NURSING CENTER		6	1	14%	7
BOCA BIOLISTICS LLC			7	100%	7
ELLIS HOSPITAL LABORATORY		6	1	14%	7
CARESOUTH HHA HOLDINGS OF TALLAHASSEE LLC		7			7
BLOOMINGDALE PEDIATRIC ASSOCIATES PA			7	100%	7
IRL MARKET LAB			7	100%	7
ACCENTCARE		7			7
ORLANDO FAMILY MEDICAL INC		7			7
HOLY GARDEN ALF, INC.		7			7
NEMOURS CHILDREN'S HOSPITAL			7	100%	7
CVS OH2543POCT CANFIELD		5	2	29%	7
NEW YORK PRESBYTERIAN - LOWER MANHATTAN		7			7
PBC FOUND CARE INC			7	100%	7
OCALA FAMILY MEDICAL CENTER		7			7
MINUTE CLINIC DIAGNOSTIC OF SOUTH CAROLINA		6	1	14%	7
HEALTH CARE LABORATORY SERVICES		1	6	86%	7
BROWNE MEDICAL		5	2	29%	7
NORTHERN DUTCHESS HOSPITAL LABORATORY		5	2	29%	7
LEE MEMORIAL HEALTH SYSTEM		4	3	43%	7
ST. CLOUD PHARMACY AND WELLNESS CENTER		3	4	57%	7
ENCOMPASS HEALTH REHABILITATION OF SEA PINES		7			7
1 TOUCH TOTALCARE SOLUTIONS		6	1	14%	7
WYOMING COUNTY COMMUNITY HOSPITAL LABORATORY		7			7
ADVANCED HEALTHCARE ASSOCIATES		7			7
MINUTE-CLINIC DIAGNOSTIC OF VIRGINIA		6	1	14%	7
CARENOW URGENT CARE-DONELSON		5	2	29%	7
LIZS ADULT CARE		7			7
SONORA QUEST LABORATORIES			7	100%	7
PALM POINT BEHAVIORAL HEALTH		7			7
MINUTE CLINIC LLC #4017		6			6

COVID-19: testing by laboratory

Data through Feb 17, 2021 verified as of Feb 18, 2021 at 09:25 AM

Data in this report are provisional and subject to change.

The numbers in the table below represent the number of Florida and non-Florida residents for whom test results were received by the Department of Health. A person can be tested by more than one laboratory and can have both positive and negative results. **Therefore, the sum of the numbers in each column will be larger than the total number of people tested.**

Reporting lab	Inconclusive	Negative	Positive	Percent positive	Total
HUNTERS CREEK PEDIATRICS		6			6
FAMILY TREE PRIMARY CARE		5	1	17%	6
GLEN FALLS HOSPITAL DEPARTMENT OF PATHOLOGY		6			6
CAMELLIA AT DEERWOOD		2	4	67%	6
URGENT TEAM - MUSCLE SHOALS		6			6
UNILAB		2	4	67%	6
DOTHAN WEST FAMILY MEDICINE		4	2	33%	6
PALMETTO HEALTH ALLIANCE		3	3	50%	6
MINUTE CLINIC DIAGNOSTIC OF TEXAS, LLC		6			6
SOMA MEDICAL CENTER PA #4			6	100%	6
NORTH PINELLAS CHILDRENS MEDICAL CENTER INC			6	100%	6
CVS PA6902POCT BRYN MAWR		4	2	33%	6
MEDICAL CENTER AT OCEAN REEF		1	5	83%	6
CAPITAL HEALTH PLAN LABORATORIES			6	100%	6
BAYCARE ALLIANT HOSPITAL			6	100%	6
WE SCREEN LLC		6			6
NYU WINTHROP HOSPITAL PATHOLOGY		6			6
GENETIC TECHNOLOGICAL INNOVATIONS			6	100%	6
CONCENTRA			6	100%	6
AVANTE AT ORMOND BEACH INC			6	100%	6
SANDGATE GARDENS REHAB & NURSING CENTER		3	3	50%	6
TAMIAMI LAB MILLENIUM			6	100%	6
UT MEMPHIS UNIVERSITY HEALTH SERVICES			6	100%	6
MEDEXPRESS URGENT CARE - CULPEPER		6			6
DEPARTMENT OF HEALTH AND HUMAN SERVICES STATE OF NEW HAMPSHIRE			6	100%	6
WATAUGA MEDICAL CENTER		4	2	33%	6
MARSHALL MEDICAL CENTER SOUTH LAB		5	1	17%	6
MEDEXPRESS URGENT CARE-PITTSFIELD		6			6
MEDEXPRESS URGENT CARE - ELM GROVE		5	1	17%	6
Avalon Healthcare and Rehabilitation Center			6	100%	6
GRACE REHABILITATION CENTER OF VERO BEACH		4	2	33%	6
MERCY COLLEGE HEALTH OFFICE		6			6
CAN COMMUNITY HEALTH, INC		6			6
CVS NATIONAL HARBOR MD2297714CV		6			6
CVS HEALTH MINUTE CLINIC		1	5	83%	6
LIFELINK TISSUE BANK D/B/A LIFELINK TISSUE BANK		6			6
MINUTECLINIC, LLC #03965		6			6
CHILDREN'S HOSPITAL OF PHILADELPHIA		5	1	17%	6
AMERICAN EAGLE LEESBURG AL LLC DBA VISTA LAKE			6	100%	6
MEDEXPRESS URGENT CARE - RICHMOND, NINE MILE RD		5	1	17%	6
STPET		4	2	33%	6
TAMPA URGENT CARE			6	100%	6
BETH ISRAEL DEACONESS MEDICAL CENTER			6	100%	6
CURATIVE		1	5	83%	6
DOCTORS EXPRESS OF ST PETERSBURG			6	100%	6
CVS MINUTE CLINIC DIAGNOSTIC MED GRP OF SAN		4	2	33%	6
MINUTECLINIC DIAGNOSTIC OF SC, LLC #2		5	1	17%	6

COVID-19: testing by laboratory

Data through Feb 17, 2021 verified as of Feb 18, 2021 at 09:25 AM

Data in this report are provisional and subject to change.

The numbers in the table below represent the number of Florida and non-Florida residents for whom test results were received by the Department of Health. A person can be tested by more than one laboratory and can have both positive and negative results. **Therefore, the sum of the numbers in each column will be larger than the total number of people tested.**

Reporting lab	Inconclusive	Negative	Positive	Percent positive	Total
PUBLIC HEALTH LAB		6			6
Centrastate Medical Center		5	1	17%	6
INTEGRATED FAMILY MEDICAL CENTER			6	100%	6
ENTRUST IMMEDIATE CARE			6	100%	6
PROHEALTH MED		1	5	83%	6
ATLANTIC COMMUNITY HIGH SCHOOL		5	1	17%	6
PLEASANTVILLE OF SEBASTIAN LLC			6	100%	6
LISTENING DOCTOR PLLC, THE		1	5	83%	6
LAKEVIEW TERRACE HOME HEALTH SERVICES LLC			6	100%	6
CVS NC5591POCT STATESVILLE		5	1	17%	6
BAYSHORE POINTE NURSING AND REHAB CENTER			6	100%	6
MINUTE CLINIC LLC #2775		6			6
FAMILY CARE MEDICAL CENTER			6	100%	6
ASCENSION ST VINCENT'S CLAY COUNTY			6	100%	6
ARBORS OF GULF BREEZE, THE		6			6
HOLLY HILL HOME INFUSION SERVICE		5	1	17%	6
MINUTE CLINIC INCORPORTE		6			6
THE PALMS REHABILITATION AND HEALTHCARE CENTER		5	1	17%	6
MINUTECLINIC #2860		4	2	33%	6
JOHN T MATHER MEMORIAL HOSPITAL LABORATORY		5	1	17%	6
PATHGROUP LABS, LLC		4	2	33%	6
MINUTECLINIC, LLC #03268		5	1	17%	6
Baptist Village Retirement Communities		6			6
ENIGMA DIAGNOSTIC, INC.			6	100%	6
SAINT PETER'S UNIVERSITY HOSPITAL		6			6
MEDEXPRESS URGENT CARE-PETERS TWP		5	1	17%	6
PALM HARBOR DERMATOLOGY		4	2	33%	6
UCARE			6	100%	6
CITIZENS BAPTIST MEDICAL CENTERS LAB		5	1	17%	6
FLORIDA DEPARTMENT OF HEALTH IN SARASOTA COUNTY		5	1	17%	6
INTERNAL MEDICINE LIPID AND WELNNESS PRACTICE			6	100%	6
FIRST COAST CARDIOVASCULAR INSTITUTE PA			6	100%	6
NORTHEAST ALABAMA REGIONAL MEDICAL CENTER		3	3	50%	6
KEY WEST URGENT CARE, INC		3	3	50%	6
MINUTECLINIC DIAGNOSTIC OF VIRGINIA		6			6
PR HEALTH		1	5	83%	6
SOUTH FLORIDA BAPTIST HOSPITAL			6	100%	6
XPRESS URGENT CARE LLC		6			6
THE VILLAGES REGIONAL HOSPITAL FREESTANDING		3	3	50%	6
TERRACINA LLC		1	5	83%	6
OAK HARBOR ASSISTED LIVING FACILITY		4	2	33%	6
PHYSICIANS REGIONAL MEDICAL CTR - COLLIER BLVD			6	100%	6
ANYLABTEST NOW			6	100%	6
TIMBER CREEK PEDIATRICS		6			6
LOUISIANA DEPT OF HEALTH			6	100%	6
CITYMD		1	5	83%	6
MINUTE CLINIC DIAGNOSTIC OF PENNSYLVANIA		6			6

COVID-19: testing by laboratory

Data through Feb 17, 2021 verified as of Feb 18, 2021 at 09:25 AM

Data in this report are provisional and subject to change.

The numbers in the table below represent the number of Florida and non-Florida residents for whom test results were received by the Department of Health. A person can be tested by more than one laboratory and can have both positive and negative results. **Therefore, the sum of the numbers in each column will be larger than the total number of people tested.**

Reporting lab	Inconclusive	Negative	Positive	Percent positive	Total
LONG ISLAND JEWISH FOREST HILLS HOSPITAL		6			6
LEE PHYSICIAN GROUP		5	1	17%	6
MEDEXPRESS URGENT CARE - STATE COLLEGE		5	1	17%	6
VITAS HEALTH INC			6	100%	6
MEDEXPRESS URGENT CARE - BATTLE CREEK		4	2	33%	6
MC DIAGNOSTIC OF CONNECTICUT , PC # 3		4	2	33%	6
URGENT TEAM - HUNTSVILLE		5	1	17%	6
CVS MINUTE CLINIC DIAGNOSTIC PA #3060		5	1	17%	6
CAPRONA GROUP HOME			6	100%	6
ORLANDO ORTHOPAEDIC CENTER		4	2	33%	6
MIAMI RESCUE MISSION CLINIC INC			6	100%	6
MINUTE-CLINIC DIAGNOSTIC OF VIRGINIA, LLC #2003		5	1	17%	6
EDWARD S BENNETT MD PLLC		6			6
NORTHSIDE HOSPITAL ATLANTA		3	3	50%	6
DELIVER MY MEDS CORP		6			6
BROOKDALE CLERMONT			6	100%	6
RIVER CITY PRIMARY AND URGENT CARE			6	100%	6
FLORIDA WOMAN CARE LABORATORY			6	100%	6
NORTH FLORIDA PEDIATRICS JASPER			6	100%	6
CVS MINUTE CLINIC DIAGNOSTIC OF NEW JERSEY		6			6
LUMADOC HEALTH		4	2	33%	6
AARK LABORATORY		6			6
EXPRESS CARE OF TAMPA BAY LLC		2	4	67%	6
MINUTECLINIC DIAGNOSTIC OF NEW JERSEY,		5	1	17%	6
PARTNERS PHARMACY OF FLORIDA LLC		6			6
CVS MINUTE CLINIC, LLC #22		5	1	17%	6
THE CLINIC PREMISE HEALTH			6	100%	6
CURATIVE CARE CENTER INC		1	5	83%	6
CAREWELL 301 - WARWICK			6	100%	6
RAYMOND BASRI MD		6			6
FLORIDA MEDICAL SPECIALISTS		2	4	67%	6
ARLINGTON OF NAPLES		6			6
ETHOS LABORATORIES		6			6
MEDEXPRESS URGENT CARE - MT LEBANON		4	2	33%	6
QUICK CARE MED WALK IN AND URGENT CARE			6	100%	6
MEDEXPRESS URGENT CARE - IRVING		6			6
MEDEXPRESS URGENT CARE - STAUNTON		2	4	67%	6
THE WINDSOR OF OCALA		2	4	67%	6
YAZJI PEDIATRIC CARE LLC DBA TUKA PEDIATRICS			6	100%	6
ST LUKES ROOSEVELT LABORATORY		6			6
FAMILY MEDICINE MEDICAL DRIVE		6			6
MINUTECLINIC, LLC #05038		6			6
CDRX INFUSION			6	100%	6
VIBRANT AMERICA		4	2	33%	6
MINUTECLINIC LLC (1435)		6			6
BETHESDA COMMUNITY HEALTH CENTER			6	100%	6
FRESENIUS KIDNEY CARE DUNEDIN			6	100%	6

COVID-19: testing by laboratory

Data through Feb 17, 2021 verified as of Feb 18, 2021 at 09:25 AM

Data in this report are provisional and subject to change.

The numbers in the table below represent the number of Florida and non-Florida residents for whom test results were received by the Department of Health. A person can be tested by more than one laboratory and can have both positive and negative results. **Therefore, the sum of the numbers in each column will be larger than the total number of people tested.**

Reporting lab	Inconclusive	Negative	Positive	Percent positive	Total
PANCARE HEALTH - KATE SMITH ELEMENTARY		1	5	83%	6
PRESBYTERIAN HOME		6			6
CRESTWOOD MEDICAL CENTER		4	2	33%	6
FLORIDA PREMIER MEDICAL CARE PA			6	100%	6
MINUTECLINIC MINUTECLINIC #8505		4	2	33%	6
MINUTECLINIC DIAGNOSTIC OF NORTH CAROLINA PC #5341		4	2	33%	6
MEDEXPRESS URGENT CARE - HUNTINGTON WE		6			6
BROWARD TRANSITIONAL CENTER			6	100%	6
AMERICAN HEALTH ASSOC. LABORATORY SOUTH		4	2	33%	6
Northwell Lab		2	4	67%	6
SOUTHEASTERN DERMATOLOGY GROUP PA		5	1	17%	6
LPG PULMONOLOGY-COCONUT POINT		5	1	17%	6
CAPE CORAL URGENT CARE		3	3	50%	6
MEDEXPRESS URGENT CARE - TARENTUM		5	1	17%	6
SV DIAGNOSTIC LAB			6	100%	6
SUFFRIDGE DRIVE GROUP HOME		6			6
JERSEY SHORE MEDICAL CENTER		6			6
MEDEXPRESS URGENT CARE - MIDLOTHIAN		6			6
MINUTECLINIC DIAGNOSTICS OF IND, LLC		6			6
TEXAS MEDCLINIC			6	100%	6
MIAMI BEACH COMMUNITY HEALTH CENTER INC			6	100%	6
WIREGRASS MEDICAL CENTER			6	100%	6
CVS MINUTE CLINIC DIAGNOSTIC OF TN #6044		6			6
UNILAB OF DADE INC			6	100%	6
SUMTER COUNTY HEALTH DEPARTMENT		1	5	83%	6
MINUTECLINIC DIAGNOSTIC OF GEORGIA, LL		5	1	17%	6
GULF COAST PEDIATRICS OF SARASOTA PA		1	5	83%	6
BOCA VIPEDIATRICS			6	100%	6
BROWARD COUNTY HEALTH DEPT.			6	100%	6
DR. PHILLIPS MEDICAL WELLNESS CENTER		3	3	50%	6
NIGHT LITE PEDIATRICS CENTER		1	5	83%	6
MINUTECLINIC, LLC #1586		4	2	33%	6
MEDEXPRESS URGENT CARE - GLENDALE		5			5
DISCOVERY VILLAGE AT STUART		2	3	60%	5
JOE DIMAGGIO CHILDREN'S HOSPITAL		1	4	80%	5
CVS OH3476POCT TIPP CITY		5			5
SIGNATURE URGENT CARE			5	100%	5
ELITE MD GROUP INC		1	4	80%	5
COMMONS AT ORLANDO LUTHERAN TOWERS SNF			5	100%	5
CVS MINUTE CLINIC DIAG OF IND LLC #5206		4	1	20%	5
APEX HOME HEALTH CARE		4	1	20%	5
KETTERING HEALTH			5	100%	5
FINLAY		1	4	80%	5
TANNER MEDICAL CENTER EAST AL		5			5
DOCS URGENT CARE		1	4	80%	5
MEDICAL CENTER OF BLOUNTSTOWN			5	100%	5
CONCENTRA URGENT CARE		1	4	80%	5

COVID-19: testing by laboratory

Data through Feb 17, 2021 verified as of Feb 18, 2021 at 09:25 AM

Data in this report are provisional and subject to change.

The numbers in the table below represent the number of Florida and non-Florida residents for whom test results were received by the Department of Health. A person can be tested by more than one laboratory and can have both positive and negative results. **Therefore, the sum of the numbers in each column will be larger than the total number of people tested.**

Reporting lab	Inconclusive	Negative	Positive	Percent positive	Total
AHF PUBLIC HEALTH LABORATORY			5	100%	5
RELIANT IMMUNE DIAGNOSTICS			5	100%	5
UNIVERSITY OF MIAMI / SCCC RESEARCH LABORATORY			5	100%	5
PHYSICIANS IMMEDIATE CARE ELGIN			5	100%	5
DICKSON MEDICAL ASSOCIATES PC PATH LAB		4	1	20%	5
MIAMI MEDICAL CONSULTANT PA			5	100%	5
MINUTECLINIC DIAG OF IND, LLC #2387		5			5
ST CLOUD COMPOUNDING PHARMACY & WELLNESS CENTER		5			5
PUTNAM HOSPITAL CENTER LABORATORY		5			5
TERENCE B MITCHELL MD, INC		1	4	80%	5
PM PEDIATRICS OF SELDEN		3	2	40%	5
COPELAND MEDICAL CLINIC		3	2	40%	5
TULLAHOMA HMA, LLC		4	1	20%	5
FLORIDA CLINICAL LABORATORY - BIOREFERENCE LABORATORIES		2	3	60%	5
WHEELER LABORATORY		4	1	20%	5
ALL CHILDREN'S HOSPITAL DEPT OF GENERAL PEDIATRICS			5	100%	5
SOUTH FLORIDA FAMILY HEALTH & RESEARCH CTR			5	100%	5
CVS NJ617POCT CEDAR GROVE		5			5
EXPRESS TEST			5	100%	5
ST BARNABAS HOSPITAL		5			5
LAKE NONA PEDIATRICS IN ASSOCIATION WITH NEMOURS		5			5
ABSOLUTE HEALTH		5			5
URGENT CARE COASTAL GA			5	100%	5
MINUTE-CLINIC DIAGNOSTIC OF VIRGINIA, LLC #794		5			5
ADVANCED URGENT CARE OF MARATHON		1	4	80%	5
Enterprise Health and Rehabilitation Center		5			5
GREENVILLE MEMORIAL HOSPITAL LAB			5	100%	5
GRAND VILLA OF PALM COAST		5			5
CLEVELAND CLINIC MARTIN HEALTH NURSING & RESTORATIVE		5			5
WESTMINSTER SHORES			5	100%	5
CHAMPLAIN VALLEY PHYSICIANS HOSPITAL		3	2	40%	5
UCF STUDENT HEALTH SERVICES LABORATORY		2	3	60%	5
ALPHADERA LABS, LLC			5	100%	5
Kennedy University Hospital		5			5
BOROPARK URGENT CARE		4	1	20%	5
MEDEXPRESS - COLLINSVILLE BELT LINE		3	2	40%	5
OCCMED SOLUTIONS		2	3	60%	5
JUPITER ISLAND MEDICAL CLINIC INC		5			5
UT SOUTHWESTERN MEDICAL CENTER			5	100%	5
FOUNDCARE, INC			5	100%	5
UPMC HEALTH SYSTEM		4	1	20%	5
PEDIATRICS OF ALTAMONTE		5			5
FLAGLER HEALTH SERVICES INC			5	100%	5
MCR HEALTH LAWTON CHILES ADMINISTRATION STE A		1	4	80%	5
AMERICAN MEDICAL RESPONSE - DENVER		2	3	60%	5
MINUTE CLINIC DIAGNOSTIC OF TN PC #64		5			5
MEDEXPRESS URGENT CARE - BECKLEY CROSS		4	1	20%	5

COVID-19: testing by laboratory

Data through Feb 17, 2021 verified as of Feb 18, 2021 at 09:25 AM

Data in this report are provisional and subject to change.

The numbers in the table below represent the number of Florida and non-Florida residents for whom test results were received by the Department of Health. A person can be tested by more than one laboratory and can have both positive and negative results. **Therefore, the sum of the numbers in each column will be larger than the total number of people tested.**

Reporting lab	Inconclusive	Negative	Positive	Percent positive	Total
OPTUMCARE FLORIDA, LLC		3	2	40%	5
DIAGNOSTECHS		4	1	20%	5
PINECREST PEDIATRICS GROUP LLC			5	100%	5
CARL R DARNALL ARMY MEDICAL CENTER			5	100%	5
CVS NY491POCT JACKSON HEIGHTS		5			5
YUSRA MEDICAL ASSOCIATES PA		3	2	40%	5
INDIAN RIVER PRIMARY CARE PA		5			5
PRECISION LABS LLC		2	3	60%	5
SOUTHERN OCEAN MEDICAL CENTER		5			5
NOVANT HEALTH UVA		2	3	60%	5
MIZELL MEMORIAL HOSPITAL			5	100%	5
MINNESOTA DEPARTMENT OF HEALTH PUBLIC HEALTH LABORATORY DIVISION	1		4	80%	5
MINUTECLINIC, LLC #7139		5			5
CAREHERE LCS- EUSTIS			5	100%	5
PEDIATRICS OF CENTRAL FLORIDA – POINCIANA		3	2	40%	5
MD NOW MEDICAL CENTER			5	100%	5
CVS NC7588POCT ASHEVILLE		5			5
OCHSNER MEDICAL CENTER			5	100%	5
FHPG FAMILY MEDICAL CENTER OF TAMPA BAY		1	4	80%	5
CVS IN6654POCT INDIANAPOLIS		4	1	20%	5
MINUTECLINIC DIAGNOSTIC OF PENNSYLVANIA, LLD #1545		5			5
UNIVERSITY OF MIAMI MILLER SCHOOL OF MEDICINE			5	100%	5
MEASE CONTINUING CARE		3	2	40%	5
MINUTE CLINIC DIAGNOSTIC OF MICHIGAN PC		5			5
BAYSHORE LABORATORY		4	1	20%	5
LIVING WATERS MEDICAL CENTER			5	100%	5
NELSON BIOLOGICAL			5	100%	5
FRANCES WARDE MEDICAL LABORATORY		2	3	60%	5
URGENT CARE OF ERWIN		5			5
LABS PLUS LLC		5			5
DANIEL M LIBBY MD PLLC		5			5
HELIX KH UC			5	100%	5
PRINCIPLE HOSPICE SERVICE, LLC			5	100%	5
Army Residence Community		5			5
HILLSBOROUGH COUNTY HEALTH DEPARTMENT			5	100%	5
DIXITKUMAR N MODI MD PA			5	100%	5
AUGUSTA HEALTH			5	100%	5
ADVICE FOR OPTIMAL WELLNESS		2	3	60%	5
AEL KNOXVILLE			5	100%	5
QUEST DIAGNOSTICS PSC		1	4	80%	5
OHIO DEPARTMENT OF HEALTH			5	100%	5
URGENT MED INC		3	2	40%	5
MOUNT SINAI BROOKLYN LABORATORY		4	1	20%	5
APOLLO GARDENS RETIREMENT RESIDENCE CARE		5			5
FLORIDA PRIMARY & SPECIALTY CARE		5			5
MINUTECLINIC, LLC, DBA MINUTECLINIC #2		5			5
NORTH SHORE HEMATOLOGY-ONCOLOGY ASSOCIATES, PC		5			5

COVID-19: testing by laboratory

Data through Feb 17, 2021 verified as of Feb 18, 2021 at 09:25 AM

Data in this report are provisional and subject to change.

The numbers in the table below represent the number of Florida and non-Florida residents for whom test results were received by the Department of Health. A person can be tested by more than one laboratory and can have both positive and negative results. **Therefore, the sum of the numbers in each column will be larger than the total number of people tested.**

Reporting lab	Inconclusive	Negative	Positive	Percent positive	Total
URGENT TEAM - NASHVILLE		5			5
UW MEDICINE VIROLOGY LAB			5	100%	5
MAXHEALTH		4	1	20%	5
MINUTECLINIC DIAG OF IND LLC #6998		4	1	20%	5
WATERTOWN URGENT CARE PLLC		5			5
MINUTECLINIC DIAGNOSTIC OF NEVADA #87		3	2	40%	5
ADVENTHEALTH MEDICAL GROUP PEDIATRIC & ADOLESCENT		4	1	20%	5
BEACH HOUSE		5			5
MCKENZIE-WILLAMETTE MEDICAL CENTER LAB		5			5
WAKEMED		1	4	80%	5
MEDEXPRESS URGENT CARE-NESHANNOCK TWP		4	1	20%	5
MEDEXPRESS URGENT CARE PORT HURON		4	1	20%	5
HAWTHORNE HEALTH AND REHABILITATION			5	100%	5
FORSYTH HOUSE			5	100%	5
OMNICARE PHARMACY OFTEXAS 1, LP DBA OMNICARE		5			5
MEDEXPRESS URGENT CARE-MUNCIE		5			5
COVID RAPID LABS			5	100%	5
CENTREX CLINICAL LABS INC		5			5
COMPUNET CLINICAL LAB			5	100%	5
MD NOW MEDICAL CENTER INC			5	100%	5
INNOVATIVE COVID-DIVERSEY			5	100%	5
MEDEXPRESS URGENT CARE - BLUEFIELD		4	1	20%	5
LAKE MARY HEALTH AND REHABILITATION CENTER		1	4	80%	5
NORTH DADE NURSING AND REHABILITATION CENTER			5	100%	5
NORTHPORT MEDICAL CENTER LAB		5			5
FLEET LANDING			5	100%	5
ST CHARLES BEND LABORATORY		4	1	20%	5
CYPRESS CREEK MEDICAL CENTER			5	100%	5
JACKSON SOUTH COMMUNITY HOSPITAL LAB			5	100%	5
INTERNAL MEDICINE & PRIMARY CARE ASSOCIATES, PLC			5	100%	5
MEDEXPRESS URGENT CARE MURRYSVILLE		3	2	40%	5
ST JOHNS BIOMEDICAL LAB		5			5
MINUTECLINIC DIAGNOSTIC OF TN PC #643		3	2	40%	5
MINUTECLINIC, LLC #4682		3	2	40%	5
Life Care Center of Estero			5	100%	5
DOC PAM PA		4	1	20%	5
CVS TX7827POCT ROUND ROCK		5			5
INFECTION CONTROL/ EMPHEALTH		3	2	40%	5
KEYSTONE REHABILITATION AND HEALTH CENTER		1	4	80%	5
PANCARE HEALTH - ALTHA PUBLIC			5	100%	5
MC DIAGNOSTIC OF CONNECTICUT, PC #1043		5			5
LAKE COUNTY DETENTION CENTER		3	2	40%	5
RIO PINAR HEALTH CARE			5	100%	5
WHITE WILSON MEDICAL CENTER - FWB		1	4	80%	5
LABCORP UNSPECIFIED		5			5
ADVENTHEALTH CAR CENTER APOPKA			5	100%	5
CLAY PRIMARY & FAMILY CARE LLC			5	100%	5

COVID-19: testing by laboratory

Data through Feb 17, 2021 verified as of Feb 18, 2021 at 09:25 AM

Data in this report are provisional and subject to change.

The numbers in the table below represent the number of Florida and non-Florida residents for whom test results were received by the Department of Health. A person can be tested by more than one laboratory and can have both positive and negative results. **Therefore, the sum of the numbers in each column will be larger than the total number of people tested.**

Reporting lab	Inconclusive	Negative	Positive	Percent positive	Total
ST. PETERSBURG PEDIATRICS			5	100%	5
CVS SC7556POCT WEST COLUMBIA		5			5
WEST PACIFIC MEDICAL LABORATORY			5	100%	5
NOVADX		2	3	60%	5
DIXIE COUNTY EMERGENCY SERVICES			5	100%	5
THE UNIVERSITY OF VERMONT MEDICAL CENTER		4	1	20%	5
PHYSICIANS FOR CHILDREN			5	100%	5
HAVEN HOSPICE IN CHIEFLAND			5	100%	5
MEDEXPRESS URGENT CARE - CLARKSBURG		5			5
PHYSICIANS URGENT CARE BERRY FARMS		4	1	20%	5
CVS NC6402POCT DAVIDSON		3	2	40%	5
MINUTECLINIC DIAGNOSTIC OF SC, LLC #7		3	2	40%	5
FLORIDA DEPARTMENT OF HEALTH - INVERNESS		3	2	40%	5
EASTCHESTER PEDIATRIC MEDICAL GROUP		5			5
LPG PEDIATRICS AT CAPE CORAL		5			5
SHEEPSHEAD BAY URGENT CARE		5			5
GOOD SAMARITAN MEDICAL CENTER			5	100%	5
MINUTECLINIC, LLC #1492		5			5
MINUTECLINIC DIAGNOSTIC OF TN PC #442		4	1	20%	5
BROOKDALE NEW PORT RICHEY			5	100%	5
UNIVERSITY OF CHICAGO MEDICAL CENTER LAB			5	100%	5
QUINTON MEMORIAL HEALTH CARE CENTER		5			5
MINUTE CLINIC DIAGNOSTIC OF NORTH CAROLINA		5			5
PM PEDIATRICS OF BAYSIDE PLLC		5			5
COOPER HOSPITAL/UNIVERSITY MEDICAL		5			5
HEALTH AND WELLNESS CENTER			5	100%	5
ST. LUCIE COUNTY HEALTH DEPARTMENT		4	1	20%	5
WOODHULL MEDICAL AND MENTAL HEALTH CTR		5			5
NU WAVE MEDICAL CENTER			5	100%	5
MINUTE CLINIC, LLC #1434		5			5
PEACHTREE IMMEDIATE CARE			5	100%	5
MEDEXPRESS URGENT CARE MORGANTOWN		5			5
STATCARE URGENT & WALK IN MEDICAL CARE		3	2	40%	5
BROWNE MEDICAL LLC		3	2	40%	5
PALM GARDEN OF SUN CITY			5	100%	5
MANATEE COUNTY JAIL		4	1	20%	5
FLORIDA PRIMARY CARE AND SPORTS MEDICINE INC		2	3	60%	5
EP LTC PHARMACY		4	1	20%	5
CVS NV408817POCT LAS VEGAS		1	4	80%	5
MINUTECLINIC MINUTECLINIC #4977		3	2	40%	5
EGL GENETICS DIAGNOSTICS			5	100%	5
SUTTER TRACY COMMUNITY HOSPITAL			5	100%	5
UF HEALTH PATHOLOGY LABORATORIES			5	100%	5
FLORIDA HOSPITAL LAKE MARY		5			5
BAPTIST HEALTH - TOWN CENTER			5	100%	5
PRECISION DIAGNOSTICS INC - NJ		5			5
JOHN T MACKAY MD			5	100%	5

COVID-19: testing by laboratory

Data through Feb 17, 2021 verified as of Feb 18, 2021 at 09:25 AM

Data in this report are provisional and subject to change.

The numbers in the table below represent the number of Florida and non-Florida residents for whom test results were received by the Department of Health. A person can be tested by more than one laboratory and can have both positive and negative results. **Therefore, the sum of the numbers in each column will be larger than the total number of people tested.**

Reporting lab	Inconclusive	Negative	Positive	Percent positive	Total
RIVERVIEW ALF OPERATOR LLC			5	100%	5
EAST BANK HOSPITAL - UNIVERSITY OF MINNESOTA MEDICAL CENTER			5	100%	5
HENDRY REGIONAL CONVENIENT CARE CENTER			5	100%	5
UNIVERSITY HOSPITALS OF CLEVELAND		1	4	80%	5
Walker BaptistMedCtr		4	1	20%	5
STATCARE URGENT AND WALK-IN MEDICAL CA		5			5
MINUTECLINIC DIAGNOSTIC OF ILLINOIS		4	1	20%	5
MINUTECLINIC DIAGNOSTIC OF OHIO #7790		3	2	40%	5
MINUTECLINIC, LLC #1470		5			5
MAXCARE CLINIC			5	100%	5
GUTHRIE MEDICAL GROUP LABORATORIES		5			5
COLUMBIA MEMORIAL HOSPITAL LABORATORY		5			5
DEPARTMENT OF HEALTH AND HUMAN SERVICES LANSING			5	100%	5
PIEDMONT HOSPITAL LAB			5	100%	5
LEWIS COUNTY MANOR		5			5
REHABILITATION CENTER AT JUPITER GARDENS		5			5
RUSH UNIVERSITY MEDICAL CENTER LABORATORY			5	100%	5
PREMIER FAMILY HEALTH PA			5	100%	5
VIERA PEDIATRICS		1	4	80%	5
PEDIATRIC URGENT HEALTH CARE			5	100%	5
MINUTE CLINIC LLC #10203		5			5
GULF COAST VETERANS HCS PANAMA CITY OPC		5			5
PATIENT FIRST - LEESBURG			5	100%	5
URGENT CARE OF LONGWOOD			5	100%	5
MEDEXPRESS URGENT CARE - WILLIAMSPORT		4	1	20%	5
MIAMI CANCER INSTITUTE			5	100%	5
Lenox on the Lake			5	100%	5
ADVENT HEALTH MEDICAL GROUP FAMILY AND INTERNAL MEDICINE AT AVALON PAR		4	1	20%	5
WILSON PEDIATRICS			5	100%	5
XRL SXF REF LAB		5			5
MINUTECLINIC DIAGNOSTIC MED GRP OF CA		4	1	20%	5
CVS SC2736POCT MURRELLS INLET		4			4
HOME DOCS		2	2	50%	4
SANFORD SOUTH UNIVERSITY		4			4
CVS MINUTE CLINIC DIAGNOSTIC OF TEXAS		3	1	25%	4
MEDEXPRESS URGENT CARE - LOGAN		4			4
MEDEXPRESS URGENT CARE - WEIRTON		4			4
PEACEHEALTH LABORATORIES		3	1	25%	4
JOSEF SCHENKER, MD, PC		4			4
BELLIN HEALTH LAB		1	3	75%	4
Heartland of Boynton Beach			4	100%	4
CAPTAIN JAMES A. LOVELL FEDERAL HEALTHCARE CENTER			4	100%	4
COMMUNITY HEALTH CENTER OF WEST PALM BEACH			4	100%	4
TALLAHASSEE MEMORIAL HEALTHCARE			4	100%	4
JUPITER CLINIC			4	100%	4
PDL PHARMACY CORP			4	100%	4
BENEVA LAKES HEALTHCARE & REHAB CENTER			4	100%	4

COVID-19: testing by laboratory

Data through Feb 17, 2021 verified as of Feb 18, 2021 at 09:25 AM

Data in this report are provisional and subject to change.

The numbers in the table below represent the number of Florida and non-Florida residents for whom test results were received by the Department of Health. A person can be tested by more than one laboratory and can have both positive and negative results. **Therefore, the sum of the numbers in each column will be larger than the total number of people tested.**

Reporting lab	Inconclusive	Negative	Positive	Percent positive	Total
ALVARO J DANGOND MD PA		4			4
WINTER PARK INTERNAL MEDICINE MD PA		3	1	25%	4
FLORIDA HOSPITAL ALTAMONTE		2	2	50%	4
MEDEXPRESS URGENT CARE - SUMMERSVILLE, WEBSTER RD		4			4
CORIZON HEALTH INC			4	100%	4
DYNACARE LABORATORIES			4	100%	4
CAREATC, INC.			4	100%	4
CENTERPLACE HEALTH, INC			4	100%	4
MEDEXPRESS URGENT CARE HUNTINGTON		4			4
MINUTECLINIC DIAGNOSTIC OF WISCONSIN, LLC		4			4
MAINE DEPARTMENT OF HEALTH AND HUMAN SERVICES			4	100%	4
ARKANSAS DEPARTMENT OF HEALTH			4	100%	4
NEMOURS CHILDREN'S CLINIC			4	100%	4
MINUTECLINIC, LLC, DBA MINUTECLINIC #6		4			4
CELEBRATION PEDIATRICS			4	100%	4
Advanced Care Center			4	100%	4
LEVY COUNTY SHERRIF'S DEPT			4	100%	4
TRIDENT BIOMETRICS		3	1	25%	4
SIGNATURE CARE MONTROSE		2	2	50%	4
ASCENSION ST VINCENT'S MEDICAL CENTER		3	1	25%	4
MEDEXPRESS URGENT CARE - FORT WORTH S		3	1	25%	4
CELAL GUROL ERBAY, MD			4	100%	4
ACCENT PHYSICIAN SPECIALISTS PA		4			4
BOONE DRUG & HEALTHCARE AT DEERFIELD			4	100%	4
Mill Valley Care Center		4			4
DEPARTMENT OF HEALTH AND HUMAN SERVICES		2	2	50%	4
L3HARRIS FAMILY MEDICAL CENTER			4	100%	4
ADVENTHEALTH NEW SMYRNA BEACH COMMUNITY HEALTH			4	100%	4
Rutgers Health Rwj University Hospital - Laboratory		2	2	50%	4
SARASOTA MEDICAL CENTER			4	100%	4
CVS TX7821POCT LEAGUE CITY		4			4
MEDLAB INC		4			4
ELITE CARE			4	100%	4
CVS TX8387POCT AUSTIN		4			4
WILLIAM A HINTON STATE LABORATORY INSTITUTE		1	3	75%	4
BIOTEST PLASMA CENTER		4			4
FAMILY MEDICINE AT WINTER PARK			4	100%	4
CELEBRATION PEDIATRICS PA			4	100%	4
UNIVERISTY OF MIAMI			4	100%	4
INTERMARKET FACILITY			4	100%	4
CAREWELL 202			4	100%	4
URGENT CARE - OCONEE		2	2	50%	4
MONTANA DEPARTMENT OF PUBLIC HEALTH & HUMAN SERVICES			4	100%	4
MERCY URGENT CARE			4	100%	4
Grace Rehabilitation of Vero Beach		4			4
PEDIATRICS IN BREVARD-COCOA BEACH		2	2	50%	4
THE RETREAT AT PORT ORANGE			4	100%	4

COVID-19: testing by laboratory

Data through Feb 17, 2021 verified as of Feb 18, 2021 at 09:25 AM

Data in this report are provisional and subject to change.

The numbers in the table below represent the number of Florida and non-Florida residents for whom test results were received by the Department of Health. A person can be tested by more than one laboratory and can have both positive and negative results. **Therefore, the sum of the numbers in each column will be larger than the total number of people tested.**

Reporting lab	Inconclusive	Negative	Positive	Percent positive	Total
MEDEXPRESS URGENT CARE - PRINCETON		4			4
MINUTECLINIC, LLC #5707		4			4
DIAMOND SPEEDWAY DIALYSIS		1	3	75%	4
GASTROENTEROLOGY ASSOC OF PENSACOLA, PA		2	2	50%	4
COMPASSION PEDIATRICS			4	100%	4
Metro West Nursing and Rehab			4	100%	4
MEDEXPRESS URGENT CARE - TEAYS VALLEY		3	1	25%	4
GRAND VILLA OF LAKE LAND		4			4
PINELLAS POINT NURSING AND REHAB			4	100%	4
MEDEXPRESS URGENT CARE PLEASANT HILLS		3	1	25%	4
Signature Healthcare of Savannah		4			4
MEMORIAL HEALTHCARE SYSTEM		1	3	75%	4
CLINICAL LABORATORIES OF THE BUFFALO		3	1	25%	4
THE OASIS ALF		4			4
BOND & STEELE CLINIC PA D/B/A BOND CLINIC PA		4			4
BETHPAGE EXTENDED HOURS CENTER		4			4
AHC Decatur County		4			4
MINUTECLINIC DIAGNOSTIC OF OHIO #3407		4			4
COURTYARD GARDENS OF BOYNTON BEACH, LLC		1	3	75%	4
CVS PA1671POCT LANCASTER		4			4
UNC HOSPITAL/MCLENDON CLINICAL LABORATORIES			4	100%	4
ACCESS RECOVERY SOLUTIONS LLC			4	100%	4
BETH ISRAEL MEDICAL CENTER LABS		4			4
MEDEXPRESS URGENT CARE LAVALE		4			4
MINUTECLINIC DIAGNOSTIC OF VIRGINIA, LLC #255		4			4
OVIEDO CHILDRENS HEALTH CENTER LLC		1	3	75%	4
PRINCETON BMC LABORATORY		4			4
FLORENCE - HUNTSVILLE HOSPITAL URGENT CARE		3	1	25%	4
BARTON MEMORIAL HOSPITAL		3	1	25%	4
FISHERMEN'S HOSPITAL			4	100%	4
MEDEXPRESS URGENT CARE- FORT WORTH N T		4			4
PANCARE HEALTH - PONCE DE LEON			4	100%	4
IMMUNOGENOMICS LLC		1	3	75%	4
LIFE CARE HOME HEALTH SERVICES LLC		1	3	75%	4
MEDEXPRESS URGENT CARE - MOUNTAIN HOME		3	1	25%	4
SUNRISE SENIOR LIVING OF JACKSONVILLE			4	100%	4
MEDEXPRESS URGENT CARE - MARKHAM STREE		3	1	25%	4
MEDEXPRESS URGENT CARE - FREDERICK		4			4
UNION CITY MANOR NURSING CENTER		4			4
WYOMING PUBLIC HEALTH LAB			4	100%	4
DTR LABS		3	1	25%	4
AHC of Mckenzie		4			4
MINUTECLINIC DIAGNOSTIC OF VIRGINIA, LLC #1656		4			4
PELICAN LANDING		1	3	75%	4
ManorCare Rehabilitation Center- Decatur		4			4
COMMUNITY PHYSICIANS OF NORTH PORT PA			4	100%	4
MASSASHUSETTS STATE LAB INSTITUTE		1	3	75%	4

COVID-19: testing by laboratory

Data through Feb 17, 2021 verified as of Feb 18, 2021 at 09:25 AM

Data in this report are provisional and subject to change.

The numbers in the table below represent the number of Florida and non-Florida residents for whom test results were received by the Department of Health. A person can be tested by more than one laboratory and can have both positive and negative results. **Therefore, the sum of the numbers in each column will be larger than the total number of people tested.**

Reporting lab	Inconclusive	Negative	Positive	Percent positive	Total
MINUTECLINIC, DIAGNOSTIC OF TEXAS, LL		4			4
SOUTH FLORIDA PEDIATRIC PARTNERS			4	100%	4
BIRMINGHAM VAMC		1	3	75%	4
LIFEHOPE LABS			4	100%	4
IMIC INC RESEARCH			4	100%	4
MEMORIAL HEALTH CARE SYSTEMS			4	100%	4
COVID TESTING LLC			4	100%	4
COVENIENT CARE MEDICAL CLINIC			4	100%	4
FLORIDA CANCER SPECIALISTS AND RESEARCH		2	2	50%	4
DEPARTMENT OF PATHOLOGY ROME MEMORIAL		3	1	25%	4
POWERS PEDIATRICS			4	100%	4
CHILDREN'S MEDICAL GROUP		4			4
MD NOW URGENT CARE - DELRAY WEST			4	100%	4
KENTUCKY CABINET FOR HEALTH AND FAMILY SERVICES			4	100%	4
EASTERN FLORIDA STATE COLLEGE – PALM BAY CAMPUS□			4	100%	4
MAILBOX DIAGNOSTICS		2	2	50%	4
UNIVERSITY OF WASHINGTON MEDICAL CENTER (UWMC) EMERGENCY DEPT.			4	100%	4
MONROE COUNTY DEPT OF PUBLIC HEALTH ST		4			4
PILGRIM PHARMACY INC		4			4
LOUISIANA DEPT. OF HEALTH AND HOSPITALS-INFECTIOUS DISEASE EPI SECTION			4	100%	4
CONSULATE HEATH CARE AT WEST ALTAMONTE			4	100%	4
VITAL CARE URGENT CARE			4	100%	4
MEDEXPRESS URGENT CARE - MBURG COMMONS		4			4
FCHC (OB)-DARWIN SQUARE CTR.			4	100%	4
CVS TN7698POCT KNOXVILLE		4			4
ST PETE DIRECT PRIMARY CARE		2	2	50%	4
Millennium Nursing & Rehab Center		4			4
CVS MA2172POCT NORTH GRAFTON		4			4
CVS OH3080POCT HUBER HEIGHTS		4			4
MINUTECLINIC DIAG OF IND, LLC #6697		4			4
ALLIANCE PEDIATRICS PA			4	100%	4
USCG SECTOR ST PETE		1	3	75%	4
DEVEREUX FLORIDA CHILDRENS CENTER			4	100%	4
MEDEXPRESS URGENT CARE - YORK		1	3	75%	4
FLORIDA HEART AND VASCULAR			4	100%	4
ADVENT HEALTH - TUSKAWILLA		4			4
INTRACOASTAL LABS INC		4			4
Crowne Health Care of Montgomery		4			4
REHABILITATION CENTER OF WINTER PARK,THE			4	100%	4
Westminster Manor		3	1	25%	4
ENCOMPASS HOME HEALTH		4			4
REDMED OF CROSSTOWN		1	3	75%	4
MEDEXPRESS URGENT CARE - WICHITA, S SENECA ST		2	2	50%	4
Oakwood - North Baldwins Center for Living		4			4
COMPREHENSIVE CLINICAL RESEARCH, LLC			4	100%	4
EXPRESS TESTING-ONE			4	100%	4
ST. MARY'S HOSPITAL			4	100%	4

COVID-19: testing by laboratory

Data through Feb 17, 2021 verified as of Feb 18, 2021 at 09:25 AM

Data in this report are provisional and subject to change.

The numbers in the table below represent the number of Florida and non-Florida residents for whom test results were received by the Department of Health. A person can be tested by more than one laboratory and can have both positive and negative results. **Therefore, the sum of the numbers in each column will be larger than the total number of people tested.**

Reporting lab	Inconclusive	Negative	Positive	Percent positive	Total
REELFOOT FAMILY WALK IN CLINIC		3	1	25%	4
SOUTHWESTERN REGIONAL MEDICAL CENTER - TULSA		4			4
FLORIDA HEALTHCARE OF ORLANDO			4	100%	4
CVS NV9841POCT RENO		2	2	50%	4
LAKE FOREST PARK OP CO LLC		4			4
BLUETAIL MEDICAL GROUP, LLC		3	1	25%	4
SONIC REFERENCE LABORATORY			4	100%	4
HEALTHCARE NETWORK OF SOUTHWEST FLORIDA			4	100%	4
AIREVAC INTERNATIONAL		4			4
LIFEPLUS HEALTHCARE GROUP INC		4			4
MEDEXPRESS URGENT CARE, FAIRMONT		4			4
MEDEXPRESS URGENT CARE SHADYSIDE		3	1	25%	4
MARION AND BERNARD L SAMSON NURSING CENTER			4	100%	4
OKLAHOMA STATE UNIVERSITY DIAGNOSTIC LAB			4	100%	4
CVS HEALTH, #2043		4			4
MINUTE CLINIC #8979		4			4
CAREWELL URGENT CARE			4	100%	4
DEACONESS HOSPITAL			4	100%	4
CARENOW URGENT CARE-HERMITAGE			4	100%	4
HARBORCHASE OF VILLAGES CROSSING			4	100%	4
PORT ORANGE NURSING & REHAB			4	100%	4
APOPKA FAMILY HEALTH CENTER		3	1	25%	4
CALIFORNIA DEPARTMENT OF PUBLIC HEALTH			4	100%	4
FLORIDA MEDICAL ASSOCIATES LLC			4	100%	4
MINUTECLINIC DIAGNOSTIC OF MAINE, LLC		2	2	50%	4
MEDEXPRESS URGENT CARE - SOMERSET TOWNSHIP		4			4
NEULIFE NEUROLOGICAL SERVICES LLC			4	100%	4
ManorCare Health Services Camp Hill		4			4
MINUTECLINIC DIAG OF IND LLC #8651		3	1	25%	4
FAMILY MEDICINE AT WATERMAN		4			4
ADVENTHEALTH MEDICAL GROUP PEDIATRICS		1	3	75%	4
LEON MEDICAL CENTERS, LLC			4	100%	4
CAYUGA COUNTY HEALTH DEPARTMENT		3	1	25%	4
CELERION			4	100%	4
CARENOW URGENT CARE - WINTER SPRINGS		3	1	25%	4
MEDEXPRESS URGENT CARE - TULSA, S YALE AVE		4			4
SOUTHEASTERN REGIONAL MEDICAL CENTER			4	100%	4
GUTHRIE MEDICAL GROUP - CORNING		3	1	25%	4
ARCPPOINT LABS OF FORT LAUDERDALE, FL CENTRAL		1	3	75%	4
AFFINITY URGENT CARE			4	100%	4
OMNICARE PHARMACY OF TEXAS 1		4			4
CVS NJ836POCT RUNNEMEDE		4			4
WINCHESTER MEDICAL CENTER			4	100%	4
MINUTECLINIC DIAG OF IND, LLC #6472		4			4
VIDANT MEDICAL CENTER			4	100%	4
DEPARTMENT OF HEALTH/ NEW YORK			4	100%	4
MIAMI COMMUNITY HEALTH CENTER INC		1	3	75%	4

COVID-19: testing by laboratory

Data through Feb 17, 2021 verified as of Feb 18, 2021 at 09:25 AM

Data in this report are provisional and subject to change.

The numbers in the table below represent the number of Florida and non-Florida residents for whom test results were received by the Department of Health. A person can be tested by more than one laboratory and can have both positive and negative results. **Therefore, the sum of the numbers in each column will be larger than the total number of people tested.**

Reporting lab	Inconclusive	Negative	Positive	Percent positive	Total
RANDOLPH DIABETES AND WELLNESS		3	1	25%	4
PRIMECARE		2	2	50%	4
GENTLE HANDS MOBILE PHLEBOTOMY			4	100%	4
BAPTIST HEALTH URGENT CARE AT PLANTATION		3	1	25%	4
MINUTECLINIC, LLC #1431		3	1	25%	4
GENEVA GENERAL HOSPITAL LABORATORY		3	1	25%	4
PALM BEACH CANCER INSTITUTE			4	100%	4
MINUTECLINIC, LLC #1796		3	1	25%	4
PM PEDIATRICS OF SELDEN PLLC		4			4
MARSHFIELD LABORATORIES			4	100%	4
MEDICINE SHOPPE #1306 THE		3	1	25%	4
Park Ridge Nursing Center		3	1	25%	4
STEUBEN COUNTY PUBLIC HEALTH		4			4
CVS CT718POCT ANSONIA		4			4
MINUTECLINIC DIAGNOSTIC OF KENTUCKY		4			4
PHYSICIANS IMMEDIATE CARE AURORA			4	100%	4
UF HEALTH PATHOLOGY LABORATORIES			4	100%	4
PANCARE HEALTH YOUNGSTOWN			4	100%	4
LATCHER LABORATORY OF A O FOX MEMORIAL		2	2	50%	4
MINUTE-CLINIC DIAGNOSTIC OF VIRGINIA,		4			4
THE DOCTORS CENTER HEALTHCARE-SOUTHSIDE		1	3	75%	4
FLORIDA HEALTH CARE PLANS STIRLING CENTER			4	100%	4
MINUTECLINIC DIAG OF IND, LLC #10190		4			4
CVS TN2179POCT MURFREESBORO		4			4
HARBOUR ISLAND PEDIATRICS LLC			4	100%	4
PRL NYC PANDEMIC RESPONSE LAB			4	100%	4
MEDEXPRESS - NEWARK		4			4
CAPITAL HEALTH LABORATORY INC			4	100%	4
HEART OF FLORIDA HEALTH CENTER INC		1	3	75%	4
CVS GA2236POCT WOODSTOCK		4			4
Sunrise Health and Rehabilitation Center			4	100%	4
WALGREENS #07034		4			4
GRAND AVE PHARMACY			4	100%	4
MEDEXPRESS URGENT CARE - SOUTH PARKERSBURG		4			4
MEDEXPRESS - NEW CASTLE, DUPONT HWY		4			4
CVS NY549POCT RIDGEWOOD		2	2	50%	4
HEALTHY MINORS PEDIATRIC URGENT CARE		4			4
PERSONAL PHYSICIAN CARE PA			4	100%	4
CVS OH3301POCT WOODMERE		4			4
DIAGNOSTIC & MEDICAL SPECIALISTS OF GREENWICH		2	2	50%	4
HAMPTON ALF AT 24TH ROAD LLC			4	100%	4
WESLEY CHAPEL INTERNAL MEDICINE AND PEDIATRICS			4	100%	4
LAFAYETTE NURSING AND REHAB			4	100%	4
BAYLOR ESOTERIC AND MOLECULAR LAB			4	100%	4
MINUTECLINIC DIAG OF IND LLC #1367		4			4
MINUTECLINIC DIAGNOSTIC OF RHODE ISLAN		4			4
REFUGE A HEALING PLACE, THE			4	100%	4

COVID-19: testing by laboratory

Data through Feb 17, 2021 verified as of Feb 18, 2021 at 09:25 AM

Data in this report are provisional and subject to change.

The numbers in the table below represent the number of Florida and non-Florida residents for whom test results were received by the Department of Health. A person can be tested by more than one laboratory and can have both positive and negative results. **Therefore, the sum of the numbers in each column will be larger than the total number of people tested.**

Reporting lab	Inconclusive	Negative	Positive	Percent positive	Total
HUNT CLUB MEDICAL CARE			4	100%	4
MINUTE CLINIC, LLC #4650		4			4
CVS MD2956POCT NEW MARKET		3	1	25%	4
CVS OH2342POCT WEST CHESTER		3	1	25%	4
RELIANT ACUTE CARE			4	100%	4
PALMS WEST HOSPITAL			4	100%	4
MINUTECLINIC DIAGNOSTIC OF OHIO #2964		4			4
WELLMED AT BRANDON REGIONAL		3	1	25%	4
MINUTECLINIC DIANOSTIC OF VIRGINIA, LL		3	1	25%	4
ROAN DRUG COMPANY LLC		4			4
FIFTH AVENUE PEDIATRICS		3	1	25%	4
CARE ONE PRIMARY CARE			4	100%	4
THONOTOSASSA COMMUNITY HEALTH CENTER		1	3	75%	4
ALASKA PUBLIC HEALTH LAB		1	3	75%	4
PHYSICIANS QUALITY CARE			4	100%	4
STONE CLINICAL LABORATORIES OF FL LLC		4			4
GENUS DIAGNOSTICS			4	100%	4
CVS DC1340POCT WASHINGTON		4			4
MINUTE CLINIC OF KANSAS PA		1	3	75%	4
State Lab Unspecifd			4	100%	4
INFINITI LABS INC			4	100%	4
FAMILY TREE DNA			4	100%	4
THE LITTLE CLINIC			4	100%	4
SCIENCE CARE			4	100%	4
CVS MA394POCT SEEKONK		4			4
MEDEXPRESS URGENT CARE - KOKOMO		4			4
MEDICAL CENTER ENTERPRISE			4	100%	4
CARENOW URGENT CARE - CENTRAL AUSTIN		1	3	75%	4
Kroger 449 - The Little Clinic Mountain Park		4			4
FHCP - ORMOND BEACH			4	100%	4
BAPTIST HEALTH MEDICAL CENTER			4	100%	4
QUALITY MEDICAL CARE			4	100%	4
CAPE COD HOSPITAL			4	100%	4
GEORGE E WEEMS MEMORIAL HOSPITAL LAB		3	1	25%	4
CVS PA233POCT NEWTOWN SQUARE		4			4
ADVANCED PEDIATRICS OF BOCA LLC			4	100%	4
NOT GIVEN		1	3	75%	4
SunTerrace Health Care Center		3	1	25%	4
TRUE HEALTH- HOFFNER		3	1	25%	4
ELITE MEDICAL CENTER			4	100%	4
BEECHTREE MOLECULAR LAB LLC			4	100%	4
MINUTE CLINIC DIAGNOSTIC MED GRP		3	1	25%	4
SJH			4	100%	4
PARADIGM LABORATORIES			4	100%	4
AURORA BAYCARE UROLOGY			4	100%	4
CRESTAR LABS		2	2	50%	4
TARPON SPRINGS PEDIATRICS, LLC			4	100%	4

COVID-19: testing by laboratory

Data through Feb 17, 2021 verified as of Feb 18, 2021 at 09:25 AM

Data in this report are provisional and subject to change.

The numbers in the table below represent the number of Florida and non-Florida residents for whom test results were received by the Department of Health. A person can be tested by more than one laboratory and can have both positive and negative results. **Therefore, the sum of the numbers in each column will be larger than the total number of people tested.**

Reporting lab	Inconclusive	Negative	Positive	Percent positive	Total
ASCENDI HOME HEALTH AGENCY INC			4	100%	4
INDUSTRY LAB DIAGNOSTIC PARTNERS			4	100%	4
Health Care Center of Jacksonville			4	100%	4
SHARP MEMORIAL HOSPITAL MICROBIOLOGY DEPT			4	100%	4
MD ANDERSON			4	100%	4
SYNEXUS CLINICAL RESEARCH US INC		2	2	50%	4
COMPASSION PEDIATRIC URGENT CARE LLC			4	100%	4
SIGNATURE CARE EMERGENCY CENTER		2	2	50%	4
DERMATOLOGY SPECIALISTS OF FL - DR. JON WARD			4	100%	4
EPI			4	100%	4
NAVAL MEDICAL CENTER SAN DIEGO			4	100%	4
MINUTECLINIC DIAGNOSTIC OF PENNSYLVAN		3	1	25%	4
EMORY UNIVERSITY HOSPITAL		1	3	75%	4
MINUTECLINIC OF NEVADA-2955 S FT APACH		4			4
CALUSA HARBOUR			4	100%	4
DISCOVERY VILLAGE AT DEERWOOD			4	100%	4
FRESENIUS KIDNEY CARE SOUTH ORLANDO			4	100%	4
CONSOLIDATED LABORATORY SERVICES			3	100%	3
TERRACE OF ST CLOUD, THE		2	1	33%	3
PARADISE VILLA ALF INCORPORATED		3			3
COASTAL LABORATORIES OF FLORIDA			3	100%	3
MEDEXPRESS - WILMINGTON CONCORD PIKE		2	1	33%	3
Rosedale Green		3			3
GRADY MEMORIAL HOSPITAL/MICRO			3	100%	3
Wynfield Park Health and Rehabilitation		3			3
KISSIMMEE URGENT CARE		3			3
CVS GA3766POCT DACULA		1	2	67%	3
BAPTIST PRIMARY CARE, INC.		2	1	33%	3
CENTURY LINK SPORTS COMPLEX			3	100%	3
GARCIA MORALES NELSON			3	100%	3
SINAI PLAZA NURSING AND REHAB CENTER			3	100%	3
HELIX LW UC		1	2	67%	3
ADRIANA M CASTRO MD PA		3			3
GREATER MOBILE URGENT CARE – SPRINGHILL			3	100%	3
CENTRAL DUPAGE HOSPITAL			3	100%	3
LIFE CARE CENTER OF SKAGIT VALLEY		3			3
HARBORCHASE OF STUART			3	100%	3
MC DIAGNOSTIC OF CONNECTICUT, PC #114		3			3
MINUTECLINIC DIAGNOSTIC OF NORTH CAROLINA PC #7054		3			3
ATLANTIC SURGERY CENTER OF JACKSONVILLE BEACH		3			3
SOUTH COUNTY MENTAL HEALTH CENTER INC			3	100%	3
MONTANA PUBLIC HEALTH LAB			3	100%	3
CVS IN3975POCT JEFFERSONVILLE		2	1	33%	3
MINUTECLINIC, LLC #09202		2	1	33%	3
CLEARWATER		2	1	33%	3
SARASOTA PERSONAL MEDICINE		2	1	33%	3
CVS CA8850POCT HUNTINGTON BEACH		2	1	33%	3

COVID-19: testing by laboratory

Data through Feb 17, 2021 verified as of Feb 18, 2021 at 09:25 AM

Data in this report are provisional and subject to change.

The numbers in the table below represent the number of Florida and non-Florida residents for whom test results were received by the Department of Health. A person can be tested by more than one laboratory and can have both positive and negative results. **Therefore, the sum of the numbers in each column will be larger than the total number of people tested.**

Reporting lab	Inconclusive	Negative	Positive	Percent positive	Total
CVS OH6123POCT CINCINNATI		2	1	33%	3
REGIONAL MEDICAL LAB			3	100%	3
SUNSHINE STATE DIALYSIS			3	100%	3
GAINESVILLE PEDIATRIC ASSOCIATES			3	100%	3
CVS GA5637POCT VILLA RICA		3			3
ST. PETERSBURG PEDIATRICS- 38TH AVENUE			3	100%	3
MEDFIRST URGENT CARE			3	100%	3
MARION COUNTY FIRE RESCUE		3			3
NORTHWEST FLORIDA CLINICAL LAB		1	2	67%	3
AURORA UNIVERSITY WELLNESS CENTER		3			3
MID FLORIDA CLINICAL LABORATORY		2	1	33%	3
VICAR'S LANDING NURSING HOME		2	1	33%	3
MEDEXPRESS URGENT CARE-CHIPPEWA		2	1	33%	3
CENTRAL JERSEY URGENT CARE		3			3
CROSSVILLE MEDICAL GROUP		1	2	67%	3
ACL LABORATORIES INDUSTRIAL TOXICOLOGY			3	100%	3
PRISMA HEALTH MIDLANDS			3	100%	3
MINUTECLINIC MINUTECLINIC #3665		3			3
LOYOLA UNIVERSITY MEDICAL CENTER LABORATORY			3	100%	3
GREENTREE MEDICAL CENTER			3	100%	3
MINNEOLA PLACE A HOMEBRIDGE COMMUNITY		3			3
US SPECIALTY LABS			3	100%	3
JS HEALTHCARE		2	1	33%	3
TARRANT COUNTY PUBLIC HEALTH		3			3
NORTHERN LIGHT LABORATORY		1	2	67%	3
CUMBERLAND HEIGHTS		3			3
MEDEXPRESS URGENT CARE - RICHMOND, W BROAD ST		3			3
BAPTIST OUTPATIENT SERVICES			3	100%	3
MINUTECLINIC DIAGNOSTIC OF MICHIGAN, P		3			3
CVS MINUTE CLINIC DIAGNOSTIC MED GRP OF CAL		3			3
CVS TX8321POCT MCKINNEY		3			3
URGENT DOC - URGENT CARE CLINIC			3	100%	3
PATIENT FIRST - ALLENTOWN			3	100%	3
WAL-MART STORES EAST LP		2	1	33%	3
UNIVERSITY OF KANSAS MEDICAL CENTER			3	100%	3
THE PATHOLOGY LABORATORY		1	2	67%	3
HEALTHQUEST, INC		2	1	33%	3
ALLIED PHYSICIANS GROUP PLLC		3			3
MINUTECLINIC DIAGNOSTIC OF TN, PC 6304		2	1	33%	3
IOWA DEPARTMENT OF PUBLIC HEALTH			3	100%	3
MINUTECLINIC DIAGNOSTIC OF TN PC #240		3			3
PATHOLOGY REFERENCE LAB LLC			3	100%	3
WALGREENS #07502		3			3
CVS RI1717POCT 1 CVS DR			3	100%	3
OHIO CVS STORES		3			3
NEMOURS CHILDRENS PRIMARY CARE HORIZON WEST			3	100%	3
BRENTWOOD SENIOR LIVING AT ST PETE			3	100%	3

COVID-19: testing by laboratory

Data through Feb 17, 2021 verified as of Feb 18, 2021 at 09:25 AM

Data in this report are provisional and subject to change.

The numbers in the table below represent the number of Florida and non-Florida residents for whom test results were received by the Department of Health. A person can be tested by more than one laboratory and can have both positive and negative results. **Therefore, the sum of the numbers in each column will be larger than the total number of people tested.**

Reporting lab	Inconclusive	Negative	Positive	Percent positive	Total
MONTEFIORE MEDICAL CENTER LABS MONTEFIORE		2	1	33%	3
SOFTCELL L-FORM LABORATORIES, LLC			3	100%	3
EMORY BENNETT VETERANS NURSING HOME		3			3
COASTAL SKIN SURGERY AND DERMATOLOGY PL		3			3
Kroger 093 - The Little Clinic Stapleton		2	1	33%	3
ERIE COUNTY PUBLIC HEALTH CLINICAL		3			3
MINUTECLINIC MINUTECLINIC #921		3			3
PROGRESS PHARMACY INC			3	100%	3
CORTLAND COUNTY HEALTH DEPARTMENT		3			3
KINGS BAY PEDIATRICS LLC			3	100%	3
MEDEXPRESS URGENT CARE - WAXAHACHIE, N HIGHWAY 77		1	2	67%	3
HOUSTON METHODIST HOSPITAL			3	100%	3
CVS OH3393POCT AURORA		2	1	33%	3
CVS GA7064POCT STOCKBRIDGE		3			3
LPG PRIMARY CARE AT BONITA BAY LIFESTYLE CENTER		2	1	33%	3
CFP PHYSICIANS GROUP			3	100%	3
CTRS			3	100%	3
BROOME COUNTY HEALTH DEPARTMENT		2	1	33%	3
STRINGFELLOW MEMORIAL HOSPITAL		3			3
MEDEXPRESS URGENT CARE-SCOTT TOWNSHIP		3			3
CARENOW-ATASCOCITA			3	100%	3
Bainbridge Health and Rehab		3			3
NEWSTAR MEDICAL LABORATORIES		3			3
CVS PHARMACY INC DBA CVS/PHARMACY #10908		3			3
HALIFAX HEALTH CARE FOR WOMEN		3			3
WEST TN HEALTH MED NORTH		3			3
UNITY HEALTH AND REHABILITATION CENTER			3	100%	3
SUMMIT MEDICAL GROUP – WEST ORANGE		3			3
CVS IL8747POCT CHICAGO		3			3
NASSAU COUNTY HEALTH DEPARTMENT		3			3
PUBLIC HEALTH TRUST OF MIAMI DADE COUNTY			3	100%	3
MEDEXPRESS URGENT CARE NORWIN		3			3
QUALITY LABORATORY SERVICE		2	1	33%	3
FLORIDA HOSPITAL PHYSICIANS GROUP		1	2	67%	3
TMH PHYSICIAN PARTNERS BLOUNTSTOWN			3	100%	3
VA OUTPATIENT CLINIC-NEW PORT RICHEY			3	100%	3
LEE COMMUNITY HEALTHCARE INC NORTH FORT MYERS		3			3
FLORIDA MEDICAL CLINIC -INTERNAL MED DADE CITY			3	100%	3
FLORIDA MENTOR-POINT WEST CLUSTER		3			3
SSM HEALTH ST LOUIS MICROBIOLOGY LABORATORY		1	2	67%	3
NEOGENOMICS LABORATORIES, INC		3			3
SOFTLAB			3	100%	3
EMERALD COAST CENTER			3	100%	3
HCR ManorCare Greentree		3			3
ANN STORCK CENTER INC		3			3
ADVANCED URGENT CARE LLC		1	2	67%	3
Magnolia Health and Rehab Center			3	100%	3

COVID-19: testing by laboratory

Data through Feb 17, 2021 verified as of Feb 18, 2021 at 09:25 AM

Data in this report are provisional and subject to change.

The numbers in the table below represent the number of Florida and non-Florida residents for whom test results were received by the Department of Health. A person can be tested by more than one laboratory and can have both positive and negative results. **Therefore, the sum of the numbers in each column will be larger than the total number of people tested.**

Reporting lab	Inconclusive	Negative	Positive	Percent positive	Total
SMH PHYSICIAN SERVICES INC		3			3
OPTUM OF RED ROAD		3			3
SPRING LAKE REHABILITATION CENTER			3	100%	3
DEPARTMENT OF HEALTH AND HUMAN SERVICES DIVISION OF BEHAVIORAL HEALTH		1	2	67%	3
MOBIL LAB FOR ALL INC		3			3
HELIX MEDICAL CENTERS		1	2	67%	3
MINUTECLINIC DIAG OF IND LLC #6840		3			3
DOCTORS HOSPITAL RENAISSANCE			3	100%	3
COL CROSSROAD		1	2	67%	3
ASPEN VALLEY HOSPITAL			3	100%	3
ST MARYS MEDICAL CENTER			3	100%	3
NORTH SHORE HOSP. INFECTION CONTROL			3	100%	3
MEDICAL SERVICES OF AMERICA HOME HEALTH		3			3
ALOHA HOME CARE LLC DBA ACCENTCARE HOME HEALTH OF		3			3
COVENANT PEDIATRICS		1	2	67%	3
ASSOCIATES IN MEDICINE		1	2	67%	3
ADVENT HEALTH - CENTRAL PASCO ER			3	100%	3
FLORIDA GASTROENTEROLOGY ASSOCIATES PA		3			3
LIVINGSTON COUNTY DEPT OF HEALTH REPRO			3	100%	3
WALGREENS NO 19542		3			3
PARRISH MEDICAL CENTER-WAIVED TESTING		3			3
NEMOURS CHILDRENS PRIMARY CARE MAITLAND			3	100%	3
WYOMING DEPT OF HEALTH			3	100%	3
MEDICAL UNIVERSITY SC HOSPITAL			3	100%	3
APEX CLINICAL LABORATORIES INC		3			3
VIRGINIA DEPARTMENT OF HEALTH DIVISION OF			3	100%	3
LPG PEDIATRICS AT LEHIGH ACRES		2	1	33%	3
TIEHH BIOTERRORISM RESPONSE LAB			3	100%	3
MPG JACKSONVILLE ATLANTIC BLVD		1	2	67%	3
WHITE EARTH IHS MAIN LAB		3			3
SEMINOLE FAMILY HEALTH CENTER		3			3
Hunterdon Medical Center Laboratory		3			3
Kroger 339 - The Little Clinic Highlands - Bardstown Road		3			3
NORTH NAPLES HOSPITAL RESPIRATORY THERAPY DEPARTMENT			3	100%	3
STUYVESANT URGENT CARE		3			3
ESCO DRUG CO INC		3			3
Kroger 124 - The Little Clinic University		3			3
LPG PRIMARY CARE AT MATTHEW DRIVE		3			3
BARONESS ERLANGER HOSPITAL		3			3
CUMBERLAND MEDICAL CENTER INC		3			3
SAVANNAH COVE		3			3
AVANTE INVERNESS		1	2	67%	3
LEESBURG REGIONAL MEDICAL CENTER URGENT CARE			3	100%	3
GUIDANCE / CARE CENTER, INC		3			3
ORCHID COVE DAYTONA			3	100%	3
MEDEXPRESS URGENT CARE - HOLLINS		3			3
Village on the Green			3	100%	3

COVID-19: testing by laboratory

Data through Feb 17, 2021 verified as of Feb 18, 2021 at 09:25 AM

Data in this report are provisional and subject to change.

The numbers in the table below represent the number of Florida and non-Florida residents for whom test results were received by the Department of Health. A person can be tested by more than one laboratory and can have both positive and negative results. **Therefore, the sum of the numbers in each column will be larger than the total number of people tested.**

Reporting lab	Inconclusive	Negative	Positive	Percent positive	Total
BETTERMED URGENT CARE			3	100%	3
OPTUM PRIMARY CARE - SILVER LAKES			3	100%	3
Lakeview Village		3			3
UHEALTH JACKSON URGENT CARE - CUTLER BAY		1	2	67%	3
CVS NC7548POCT FUQUAY VARINA		1	2	67%	3
MEDEXPRESS URGENT CARE - WHEELING		2	1	33%	3
IMMERSION RESIDENTIAL LLC			3	100%	3
DASCENA, INC			3	100%	3
Gulfport Rehabilitation Center			3	100%	3
MUNSON MEDICAL CENTER			3	100%	3
BAYSIDE LABORATORIES INC		3			3
MINUTE CLINIC LLC #0169		3			3
SPARROW CENTRAL LAB			3	100%	3
NORTHCREST MEDICAL CENTER		1	2	67%	3
NDX-CORE LAB			3	100%	3
CVS NC2313POCT RALEIGH		3			3
MEDFUSION		2	1	33%	3
JOSEPH SCHENKER MD PC		3			3
HEALGEN SCIENTIFIC			3	100%	3
Englewood Health and Rehab			3	100%	3
CVS IN6757POCT COLUMBUS		3			3
THE CLINIC OF PEDIATRICS & GI MEDICINE, INC			3	100%	3
PEPIN ACADEMIES-PASCO		3			3
MINUTECLINIC DIAG OF IND, LLC #8645		3			3
RAPID CITY RUGENT CARE			3	100%	3
ADVICE FOR OPTIMAL WELLNESS, INC			3	100%	3
CANOPY PEDIATRICS		3			3
CENTRAL JERSEY URGENT CARE OF BROWN MI		3			3
CVS CT1123POCT SOUTHBURY		3			3
MEDEXPRESS URGENT CARE MARTINSBURG		2	1	33%	3
Kroger 388 - The Little Clinic Braelinn Village		3			3
CVS PA813POCT RICHBORO		3			3
TRUE HEALTH – LAKE UNDERHILL		3			3
SKIPPACK MEDICAL LAB			3	100%	3
LEXINGTON MEDICAL CENTER		1	2	67%	3
OHSU MOLECULAR MICROBIOLOGY LAB		2	1	33%	3
QUATRACOR PLLC		3			3
MINUTECLINIC LLC #5176			3	100%	3
COVID PROCESSING SITE			3	100%	3
CGH MEDICAL CENTER			3	100%	3
Kroger 768 - The Little Clinic Leestown Rd		2	1	33%	3
CVS MN6811POCT PLYMOUTH		3			3
MEDEXPRESS URGENT CARE GREENSBURG		2	1	33%	3
BOLING, STEPHANIE		3			3
AKRON GENERAL MEDICAL CENTER MAIN		3			3
CLINICAL ASSOCIATES OF ORLANDO LLC		3			3
MEDI-DRUG INC		2	1	33%	3

COVID-19: testing by laboratory

Data through Feb 17, 2021 verified as of Feb 18, 2021 at 09:25 AM

Data in this report are provisional and subject to change.

The numbers in the table below represent the number of Florida and non-Florida residents for whom test results were received by the Department of Health. A person can be tested by more than one laboratory and can have both positive and negative results. **Therefore, the sum of the numbers in each column will be larger than the total number of people tested.**

Reporting lab	Inconclusive	Negative	Positive	Percent positive	Total
LAURELLWOOD NURSING CENTER		1	2	67%	3
Bethany Health and Rehab		3			3
FIRST CARE - MIDDLESBORO			3	100%	3
NEBRASKA DEPARTMENT OF HEALTH AND HUMAN SERVICES			3	100%	3
Kroger 635 - The Little Clinic Dacula		3			3
CVS NC7047POCT DURHAM		3			3
Life Care Center of Citrus County		2	1	33%	3
LAKE PEDIATRICS			3	100%	3
WELLMED AT APOLLO BEACH BLVD		1	2	67%	3
BROOKDALE LAKE MARY			3	100%	3
YORK HOSPITAL - LABORATORY			3	100%	3
Kennedy University Hospital -Wash Twp L		3			3
ADVENTHEALTH SEBRING- INFECTION CONTROL DEPARTMENT			3	100%	3
FLORIDA HOSPITAL LABORATORIES		3			3
NORTH BROWARD HOSPITAL DISTRICT HEALTHCARE FOR THE HOMELESS			3	100%	3
SUPER HEALTH PHARMACY LLC		3			3
MED FUSION			3	100%	3
THOMAS LANGLEY			3	100%	3
MEDICAL CENTER OF THE ROCKIES			3	100%	3
MEDEXPRESS URGENT CARE-CLOQUET		3			3
IVY CREEK URGENT CARE OF ENTERPRISE			3	100%	3
CAMPAZZI CONCIERGE MEDICAL SERVICES		2	1	33%	3
CVS MINUTE CLINIC DIAGNOSTIC OF KANSAS, PA		3			3
CULLMAN REGIONAL MEDICAL CENTER		2	1	33%	3
ELITE PRIMARY CARE OF WAYCROSS			3	100%	3
RICHMOND CITY DEPARTMENT OF PUBLIC HEALTH			3	100%	3
GILCHRIST COUNTY HEALTH DEPT			3	100%	3
ESTERO FIRE RESCUE		3			3
CARENOW-LEBANON		1	2	67%	3
FLORIDA DEPARTMENT OF HEALTH IN MIAMI DADE COUNTY		2	1	33%	3
NORTH DAKOTA DEPT OF HEALTH MICROBIOLOGY		1	2	67%	3
COVANCE CLS			3	100%	3
FELICIDAD MEDICAL CENTER INC			3	100%	3
CVS NC7213POCT MATTHEWS		3			3
CROWNE HEALTH CARE OF FORT PAYNE		2	1	33%	3
COMMUNICABLE DISEASE CONTROL/PUBLIC HEALTH EMERGENCY PREPAREDNESS			3	100%	3
OHIO DEPARTMENT OF HEALTH LABORATORY		2	1	33%	3
ST LUKES HOSPITAL LABORATORY		2	1	33%	3
MEDEXPRESS URGENT CARE - WALDORF, CRAIN HWY		3			3
VIRTUA MEMORIAL HOSPITAL BURLINGTON COUNTY		1	2	67%	3
CVS PA5890POCT MONROEVILLE		2	1	33%	3
CVS NJ715POCT WAYNE		3			3
BNR PHARMACY INC		3			3
SCHIFF CENTER FOR LIVER DISEASES		1	2	67%	3
ROANE MEDICAL CENTER		2	1	33%	3
GRAND VILLA OF SARASOTA		2	1	33%	3
GRAND VILLA OF MELBOURNE		1	2	67%	3

COVID-19: testing by laboratory

Data through Feb 17, 2021 verified as of Feb 18, 2021 at 09:25 AM

Data in this report are provisional and subject to change.

The numbers in the table below represent the number of Florida and non-Florida residents for whom test results were received by the Department of Health. A person can be tested by more than one laboratory and can have both positive and negative results. **Therefore, the sum of the numbers in each column will be larger than the total number of people tested.**

Reporting lab	Inconclusive	Negative	Positive	Percent positive	Total
ARC POINT LABS OF AUSTIN NORTH			3	100%	3
ACCESS HEALTH CARE		2	1	33%	3
SUMNER REGIONAL MEDICAL CENTER		2	1	33%	3
TAYLOR MANOR		1	2	67%	3
FRESENIUS MEDICAL CARE			3	100%	3
ONslow MEMORIAL HOSPITAL LABORATORY		3			3
ADVANCED URGENT CARE CENTER OF THE UPPER KEYS		1	2	67%	3
EAST TENNESSEE CHILDREN'S HOSPITAL		2	1	33%	3
FAMILY MEDICAL CLINIC HOMESTEAD, LLC			3	100%	3
WINDER NURSING INC DBA WINDER HEALTH CARE		3			3
SUN TERRACE HEALTH CARE CENTER			3	100%	3
MINUTECLINIC DIAGNOSTIC OF TEXAS LLC		2	1	33%	3
MINUTECLINIC DIAG OF IND, LLC #6483		1	2	67%	3
CALLE OCHO DIALYSIS			3	100%	3
COOPER UNIVERSITY HOSPITAL LABORATORY		2	1	33%	3
SMOKY MOUNTAIN URGENT CARE AND FAMILY MEDICINE CENTER			3	100%	3
Kroger 758 - The Little Clinic Providence		3			3
SOUTH LAKE FAMILY HEALTH CENTER			3	100%	3
BAPTIST PRIMARY CARE FERNANDINA BEACH			3	100%	3
INTERNAL MEDICINE AND WOUND CARE SPECIALIST LLC		3			3
MINUTECLINIC, LLC #05814		3			3
FLAGLER FAMILY MEDICINE PA			3	100%	3
FHPG TAMPA PRIMARY CARE			3	100%	3
AUSTIN PUBLIC HEALTH			3	100%	3
MEDEXPRESS URGENT CARE, CHAMBERSBURG		2	1	33%	3
Broadview Multi-Care Center		3			3
PEDIATRICS BY THE SEA JOG RD OFFICE			3	100%	3
VILLAGES HEALTH, THE		3			3
MINUTECLINIC DIAGNOSTIC OF WISCONSIN,		3			3
CVS TN7289POCT SIGNAL MOUNTAIN		3			3
DACH MAIN LAB			3	100%	3
SURETOX LABORATORY LLC		2	1	33%	3
PROMPT CARE OF CENTRAL FLORIDA LLC			3	100%	3
BROOKDALE OAKBRIDGE		1	2	67%	3
FAMILY TREE MEDICAL GROUP PA		2	1	33%	3
MEDEXPRESS URGENT CARE - NORTH LITTLE		2	1	33%	3
MINUTE CLINIC LLC #6765		3			3
RIVER CITY MEDICAL ASSOCIATES INC			3	100%	3
CABELL HUNTINGTON HOSPITAL CLINICAL LAB			3	100%	3
OPENTRONS PRL		2	1	33%	3
MICHIGAN HEALTH CLINIC LABORATORIES		2	1	33%	3
CVS NJ2815POCT E BRUNSWICK		3			3
LINCOLN MEDICAL CENTER		3			3
EPWORTH VILLAGE RETIREMENT COMMUNITY		3			3
NOVANT HEALTH PRESBYTERIAN		2	1	33%	3
CVS GA2147POCT KENNESAW		2	1	33%	3
MODMD LABORATORY		3			3

COVID-19: testing by laboratory

Data through Feb 17, 2021 verified as of Feb 18, 2021 at 09:25 AM

Data in this report are provisional and subject to change.

The numbers in the table below represent the number of Florida and non-Florida residents for whom test results were received by the Department of Health. A person can be tested by more than one laboratory and can have both positive and negative results. **Therefore, the sum of the numbers in each column will be larger than the total number of people tested.**

Reporting lab	Inconclusive	Negative	Positive	Percent positive	Total
ORLANDO REGIONAL HEALTH SERVICES		1	2	67%	3
Fort Gaines Health and Rehab		3			3
WINKLER COURT☐		2	1	33%	3
MEDEXPRESS URGENT CARE, BELLE VERNON		3			3
SANFORD MOBILE LAB			3	100%	3
MEDEXPRESS URGENT CARE-ARLINGTON		2	1	33%	3
CARESPOT-WELLINGTON			3	100%	3
MT CARMEL PHARMACY INC		3			3
LOCH HAVEN PEDIATRICS			3	100%	3
2412 LEBANON PIKE		2	1	33%	3
MARYLAND STATE DEPT OF HEALTH	2		1	33%	3
CVS IN5696POCT FORT WAYNE		3			3
DEPARTMENT OF HEALTH AND ENVIRONMENTAL CONTROL			3	100%	3
MEDIC INFUSION PA		3			3
MEDEXPRESS-HOUSTON EAST FWY		1	2	67%	3
Greystone Health Care Center		3			3
ADVANCED MEDICAL RESEARCH CENTER LLC			3	100%	3
Kroger 627 - The Little Clinic Castleberry		2	1	33%	3
Westside Terrace		3			3
FLORIDA DEPARTMENT OF HEALTH SEMINOLE COUNTY		1	2	67%	3
ADVANCED HEART CARE OF SOUTH FLORIDA		3			3
MOULTRIE CREEK NURSING AND REHAB			3	100%	3
VA PRIMARY CARE ANNEX			3	100%	3
GYN PATH SERVICES			3	100%	3
MINUTE CLINIC DIAG OF IND LLC #8674		3			3
LAKEVIEW HEALTHCARE SYSTEM LLC			3	100%	3
EXETER HOSPITAL		3			3
SCIENTIFIC LABORATORY DIVISION			3	100%	3
PLAINVIEW PRIMARY CARE		3			3
SHANDS AT LAKE SHORE LAB		1	2	67%	3
LAHEY CLINIC MEDICAL CENTER			3	100%	3
PROPATH			3	100%	3
MEDEXPRESS URGENT CARE - WEST ST PAUL, ROBERT ST S		3			3
THE OASIS BEACHSIDE		3			3
SIGNATURE CARE PFLUGERVILLE			3	100%	3
Kroger 959 - The Little Clinic Carmel		3			3
MANORCARE NURSING & REHABILITATION CENTER-NAPLES		3			3
TAMPA		1	2	67%	3
MEDEXPRESS URGENT CARE-PASADENA		3			3
CVS GA2841POCT LAWRENCEVILLE		3			3
LITTLE SPURS PEDIATRIC URGENT CARE		1	2	67%	3
SOUTH MIAMI HOSPITAL			3	100%	3
SCRIPPS CLINIC MEDICAL			3	100%	3
CLINICAL CARE ASSOCIATES, INC			3	100%	3
GADSDEN COUNTY HEALTH DEPARTMENT			3	100%	3
TMH PHYSICIAN PARTNERS SOUTHWOOD			3	100%	3
HAVEN CUSTEAD CARE CENTER			3	100%	3

COVID-19: testing by laboratory

Data through Feb 17, 2021 verified as of Feb 18, 2021 at 09:25 AM

Data in this report are provisional and subject to change.

The numbers in the table below represent the number of Florida and non-Florida residents for whom test results were received by the Department of Health. A person can be tested by more than one laboratory and can have both positive and negative results. **Therefore, the sum of the numbers in each column will be larger than the total number of people tested.**

Reporting lab	Inconclusive	Negative	Positive	Percent positive	Total
GONZALEZ MD AND ASWAD MD HEALTH SERVICES			3	100%	3
VELOCITY CARE			3	100%	3
URGENT CARE OF THE SMOKIES			3	100%	3
MEDEXPRESS URGENT CARE-HERSHEY		2	1	33%	3
HEPATOLOGY DIAGNOSTIC LAB			3	100%	3
CVS IN6605POCT INDIANAPOLIS		2	1	33%	3
MEDEXPRESS URGENT CARE - WILKES BARRE		2	1	33%	3
HIALEAH SHORES NURSING AND		2	1	33%	3
ALABAMA DEPT PUBLIC HEALTH			3	100%	3
CULLMAN REGIONAL URGENT CARE		2	1	33%	3
CARE NOW, INC		1	2	67%	3
CVS NC3319POCT CHARLOTTE		2	1	33%	3
24TH WEAPONS OF MASS DESTRUCTION - CIVIL SUPPORT		3			3
SANTOS REHABILITATION CENTER INC			3	100%	3
MINUTECLINIC DIAG OF IND, LLC #6648		2	1	33%	3
UNIVERSITY OF MICHIGAN		2	1	33%	3
Cleveland Clinic Weston			3	100%	3
SENTARA NORFOLK GENERAL HOSPITAL CENTRAL LAB			3	100%	3
ALLIANCE FOR MULTISPECIALTY RESEARCH		3			3
ADVANCED PEDIATRICS			3	100%	3
THE MEDICAL GROUP OF SOUTH FLORIDA INC		3			3
DELAWARE PUBLIC HEALTH LABORATORY		1	2	67%	3
BRADENTON PHYSICIAN MEDICAL CENTER			3	100%	3
INDIANA STATE DEPARTMENT OF HEALTH LABORATORIES			3	100%	3
MONROE COUNTY FIRE RESCUE		3			3
BRIGHAM AND WOMEN'S HOSPITAL			3	100%	3
BRANDON REGIONAL EMERGENCY CTR			3	100%	3
HEARTLAND - CHARLESTON OF HANAHAN SC,		3			3
CORTLAND REGIONAL MEDICAL CENTER		3			3
PROHEALTH PRIMARY CARE - GLEN OAKS		3			3
ALLIANCE LABS @LRMC			3	100%	3
NC STATE LABORATORY OF PUBLIC HEALTH		3			3
ABC PEDIATRICS OF PORT ST LUCIE		3			3
MINUTECLINIC DIAG OF IND, LLC #6910		3			3
MEADOWS AT CYPRESS GARDENS, THE		3			3
LUVERNE HEALTH AND REHABILITATION		3			3
TRANSPLANT GENOMICS INC (EUROFINS)		3			3
FLORIDA LABORATORY ANALYSIS, LLC			3	100%	3
PINELLAS PARK HEALTH CENTER - PINELLAS CHD		1	2	67%	3
MINUTECLINIC #8760		3			3
ST LUCIE COUNTY HEALTH DEPARTMENT		2	1	33%	3
CCRX OF NORTH CAROLINA, LLC		2	1	33%	3
BNC Medical Investors, LLC Berrien Nursing & Rehabilitation Center		3			3
YATES COUNTY PUBLIC HEALTH		3			3
ADVENT HEALTH MEDICAL GROUP FAMILY MEDICINE			3	100%	3
Marian Manor, Inc		3			3
BAYCARE MEDICAL GROUP, INC		3			3

COVID-19: testing by laboratory

Data through Feb 17, 2021 verified as of Feb 18, 2021 at 09:25 AM

Data in this report are provisional and subject to change.

The numbers in the table below represent the number of Florida and non-Florida residents for whom test results were received by the Department of Health. A person can be tested by more than one laboratory and can have both positive and negative results. **Therefore, the sum of the numbers in each column will be larger than the total number of people tested.**

Reporting lab	Inconclusive	Negative	Positive	Percent positive	Total
PREMIER FAMILY AND SPORTS MEDICINE		2	1	33%	3
PEDIATRICS AND ADOLESCENT MEDICINE		2	1	33%	3
SISD EMPLOYEE HEALTH CLINIC			3	100%	3
COMMUNITY MEDICAL CENTER			3	100%	3
TIFTON CARECONNECT URGENT CARE			3	100%	3
BAPTIST HOSPITAL EMPLOYEE HEALTH OFF			3	100%	3
ST. LUKE'S HOSPITAL - BETHLEHEM CAMPUS		1	2	67%	3
RHEA MEDICAL CENTER		3			3
CVS SC1540POCT MYRTLE BEACH		2	1	33%	3
HILLVIEW LABORATORY			3	100%	3
AZALEALAND NURSING HOME		3			3
EXTENDICARE HEALTH & REHAB CENTER		3			3
MED EXPRESS URGENT CARE PC - MARYLAND		2	1	33%	3
LEESBURG COMMUNITY HEALTH CENTERS			3	100%	3
NASSAU COUNTY HEALTH DEPARTMENT-FERNANDINA BEACH C		3			3
WINDSOR AT OCALA		2	1	33%	3
NYC PUBLIC HEALTH LABS			3	100%	3
MAYO		1	2	67%	3
TUFTS MEDICAL CENTER			3	100%	3
CVS CA9113POCT CHULA VISTA		3			3
MORGAN STANLEY HEALTH CENTER		3			3
STEAMBOAT EMERGENCY CENTER			3	100%	3
CVS MINUTE CLINIC DIAG OF IND, LLC #6549		3			3
GROVES CENTER			3	100%	3
BROOKDALE SENIOR LIVING			3	100%	3
CVS PA4077POCT BELLE VERNON		3			3
NATURE COAST PRIMARY CARE LAB LLC			3	100%	3
CELEBRATION PRIMARY CARE ASSOCIATES LLC		3			3
LEE CONVENIENT CARE AT SUMMERLIN			3	100%	3
INSPIRA MEDICAL CENTER VINELAND LAB		2	1	33%	3
MEDEXPRESS URGENT CARE - LITTLE ROCK		2	1	33%	3
SUNDALE NURSING HOME		3			3
BEEBE MEDICAL CENTER LABORATORY		3			3
HARBOUR'S EDGE		2	1	33%	3
MENORAH MANOR			3	100%	3
OHIO HEALTH DOCTORS HOSPITAL			3	100%	3
MINUTECLINIC DIAGNOSTIC MED GRP OF SAN		3			3
PREMIER CLINICAL RESEARCH INSTITUTE INC			3	100%	3
VIRGINIA DIVISION OF CONSOLIDATED LABORATORIES			3	100%	3
PARKWAY DRUGS OF ONEIDA COUNTY NORTH I		2	1	33%	3
NORTH CAROLINA DEPT OF HEALTH & HUMAN SRVCS STATE LAB OF PUBLIC HEALTH			3	100%	3
MINUTE CLINIC LLC # 2033		2	1	33%	3
WALKONCLINIC			2	100%	2
New Jersey Aim At Smg		2			2
BAYLOR COLLEGE OF MEDICINE			2	100%	2
MEDEXPRESS URGENT CARE - BRIDGEVILLE		2			2
MEDEXPRESS URGENT CARE-MT PLEASANT		1	1	50%	2

COVID-19: testing by laboratory

Data through Feb 17, 2021 verified as of Feb 18, 2021 at 09:25 AM

Data in this report are provisional and subject to change.

The numbers in the table below represent the number of Florida and non-Florida residents for whom test results were received by the Department of Health. A person can be tested by more than one laboratory and can have both positive and negative results. **Therefore, the sum of the numbers in each column will be larger than the total number of people tested.**

Reporting lab	Inconclusive	Negative	Positive	Percent positive	Total
Hartwell Health and Rehabilitation		2			2
MEDEXPRESS URGENT CARE - OMAHA N 72 ST		2			2
SPRING HILL REGIONAL HOSPITAL			2	100%	2
CVS PA7611POCT ALLISON PARK		2			2
ROCKWALL URGENT CARE			2	100%	2
THOMASVILLE REGIONAL MEDICAL CENTER		2			2
Walgreens #5984		2			2
ASCENSION ST VINCENT'S RIVERSIDE			2	100%	2
INSPIRE HEALTHCARE CENTER			2	100%	2
WALGREENS #10972	1	1			2
MEDLOGIC, LLC		2			2
LEE MEMORIAL HEALTH SYSTEM D/B/A			2	100%	2
MEASE COUNTRYSIDE HOSPITAL CARDIAC REH			2	100%	2
WISE HEALTH SYSTEM		1	1	50%	2
STARR COUNTY MEMORIAL HOSPITAL			2	100%	2
SOUTHSIDE FAMILY MEDICAL		2			2
CARE ATC SUN HYDRAULICS TALLAVAST			2	100%	2
Medilodge of Montrose		2			2
MINUTE CLINIC DIAGNOSTIC OF VIRGINIA, LLC #7543		2			2
NEW YORK STATE DEPARTMENT OF HEALTH		1	1	50%	2
SPRINGFIELD HOSPITAL LABORATORY			2	100%	2
CLEAR LAKE REGIONAL MEDICAL CENTER			2	100%	2
ATHENA CARE RESOURCES LLC		2			2
EXPRESS CARE OF THE SHOALS		1	1	50%	2
HAMILTON CHD		2			2
CVS TX7162POCT HOUSTON		2			2
URGENT CARE AND SURGERY CENTER			2	100%	2
CVS GA2108POCT NORCROSS		1	1	50%	2
MINUTECLINIC, LLC #07852		2			2
CVS KY4779POCT LOUISVILLE		2			2
CVS OH4301POCT NORTHFIELD		2			2
OAKMONT WEST- GREENVILLE SC		2			2
ADVENTHEALTH MEDICAL GROUP INTERNAL MEDICINE AT			2	100%	2
CVS NC3803POCT MOORESVILLE		2			2
SYNEOS HEALTH			2	100%	2
BRENTWOOD AT FORE RANCH			2	100%	2
MOBILE COUNTY HEALTH DEPARTMENT		1	1	50%	2
MEMORIAL HOSPITAL OF CARBONDALE			2	100%	2
NYU LANGONE HUNTINGTON MEDICAL GROUP		2			2
MEMORIAL HERMANN HOSPITAL			2	100%	2
MERCY CONVENIENT CARE			2	100%	2
TWELVE OAKS RECOVERY CENTER			2	100%	2
CORNERSTONE MEDICAL CARE OF BRANDON		2			2
ALL4KIDZ PEDIATRICS LLC		2			2
MIDDLEBURG PEDIATRICS			2	100%	2
MINUTECLINIC, LLC #1452		2			2
MEMORIAL SLOAN KETTERING CANCER CENTER		1	1	50%	2

COVID-19: testing by laboratory

Data through Feb 17, 2021 verified as of Feb 18, 2021 at 09:25 AM

Data in this report are provisional and subject to change.

The numbers in the table below represent the number of Florida and non-Florida residents for whom test results were received by the Department of Health. A person can be tested by more than one laboratory and can have both positive and negative results. **Therefore, the sum of the numbers in each column will be larger than the total number of people tested.**

Reporting lab	Inconclusive	Negative	Positive	Percent positive	Total
PM PEDIATRICS OF BAYSIDE PLLC - HOPEWELL JUNCTION		2			2
Walgreens #12427		1	1	50%	2
Heartland Healthcare Center Boca Raton			2	100%	2
INTEGRITY CLINICAL RESEARCH CENTER INC		1	1	50%	2
DMC UNIVERSITY LABORATORIES		1	1	50%	2
BROOKS -TLC HOSPITAL SYSTEM			2	100%	2
BLACKWATER RIVER			2	100%	2
CVS SC4286POCT EASLEY		2			2
JEFFERSON WASHINGTON TOWNSHIP HOSPITAL		2			2
NEMOURS CHILDRENS PRIMARY CARE			2	100%	2
STUDENT HEALTH SERVICES			2	100%	2
OLEAN GENERAL HOSPITAL		2			2
UC CORAL GABLES			2	100%	2
MARQUESA MEDICAL		2			2
LIFT HEALTH		2			2
BENEVA LAKES ASSISTED LIVING CENTER			2	100%	2
GEISINGER MEDICAL CENTER		2			2
Van Wert Manor		2			2
BAYMEADOWS PRIMARY CARE		2			2
TRICORE REFERENCE LABORATORY		1	1	50%	2
SUNCOAST BLOOD BANK			2	100%	2
REGIONAL MEDICAL CENTER BAYONET POINT			2	100%	2
SOUTHEASTERN INSTITUTE OF RESTORATIVE MEDICINE		1	1	50%	2
Holiday Retirement Home			2	100%	2
PARKLAND HEALTH & HOSPITAL			2	100%	2
MEDICAL CITY DALLAS HOSPITAL			2	100%	2
CARE CENTERS OF NASSAU LLC MINER ROAD NORTH		2			2
BAPTIST HEALTHCARE - LAKEVIEW CENTER INC		2			2
CONCENTRA - PLANT CITY		2			2
BOND COMMUNITY HEALTH CENTER			2	100%	2
DNA DIAGNOSTICS CENTER		2			2
LABRADOR PRIMARY CARE CENTER			2	100%	2
VETERANS AFFAIRS MEDICAL CENTER - GREATER LOS ANGELES			2	100%	2
HAMILTON COUNTY HEALTH DEPARTMENT		2			2
SARASOTA MEMORIAL MEDICAL URGENT CARE CENTER			2	100%	2
CVS NV3210POCT LAS VEGAS		2			2
CVS MO8556POCT KANSAS CITY		2			2
TRUE HEALTH INC			2	100%	2
MEDEXPRESS URGENT CARE- COLUMBIA HEIGH		2			2
MD NOW URGENT CARE MEDICAL CENTERS INC			2	100%	2
CVS TN7144POCT BARTLETT		2			2
AZALEA HEALTH AND REHABILITATION		2			2
Kroger 448 - The Little Clinic Mason		2			2
CLEVELAND CLINIC IMAGING			2	100%	2
CVS IN6572POCT INDIANAPOLIS		2			2
KAILOS GENETICS INC			2	100%	2
PANCARE HEALTH - FRANKLIN CO			2	100%	2

COVID-19: testing by laboratory

Data through Feb 17, 2021 verified as of Feb 18, 2021 at 09:25 AM

Data in this report are provisional and subject to change.

The numbers in the table below represent the number of Florida and non-Florida residents for whom test results were received by the Department of Health. A person can be tested by more than one laboratory and can have both positive and negative results. **Therefore, the sum of the numbers in each column will be larger than the total number of people tested.**

Reporting lab	Inconclusive	Negative	Positive	Percent positive	Total
CHESTERFIELD HEALTHCARE GROUP, INC		2			2
BAYSHORE MEDICAL CENTER			2	100%	2
BROOKDALE ALTAMONTE SPRINGS			2	100%	2
DRR JMC URGENT CARE DONALD ROSS			2	100%	2
RDX BIOSCIENCE INC			2	100%	2
PANCARE HEALTH - SNEADS ELEMENTARY			2	100%	2
MINUTECLINIC DIAGNOSTICS OF IND LLC		1	1	50%	2
AFFORDABLE PRIMARY CARE LLC		2			2
ADVENTHEALTH IMAGING PARTIN SETTLEMENT			2	100%	2
ACM MEDICAL LABORATORY ALLIANCE			2	100%	2
Good Samaritan Society Waukon		2			2
LAB CORP OF AMER SAN DIEGO			2	100%	2
KEY WEST HMA PHYSICIAN MANAGEMENT, LLC			2	100%	2
MEDEXPRESS URGENT CARE - SOUTH CHARLESTON		2			2
TENNESSEE VALLEY HCS			2	100%	2
Huntington Health Care and Rehabilitation Center		2			2
PICHARDO CLINIC, THE			2	100%	2
SOUTH BEND MEDICAL FOUNDATION			2	100%	2
SUPREME LABORATORY			2	100%	2
CVS HEALTH, #1994		1	1	50%	2
FULGENT GENETICS HOUSTON		2			2
LEXINGTON PLACE			2	100%	2
MEDEXPRESS URGENT CARE - FORT SMITH		2			2
ST JOHN'S RIVERSIDE HOSPITAL		2			2
GALEN BAYLOR EXTENSION		2			2
PALMS OF FT MYERS,THE			2	100%	2
CVS MINUTE CLINIC DIAGNOSTIC OF TN #3293		2			2
Kroger 020 - The Little Clinic Wheat Ridge		2			2
WILLAMETTE VALLEY TOXICOLOGY LLC		2			2
NORTHEAST PEDIATRICS			2	100%	2
MAINE CENTER FOR DISEASE CONTROL AND PREVENTION			2	100%	2
U OF MIAMI MILLER SCHOOL OF MEDICINE			2	100%	2
SHELL POINT HOME HEALTH			2	100%	2
AdventHealth Care Center Orlando North			2	100%	2
BAYCARE LABORATORIES			2	100%	2
BIRMINGHAM INTERNAL MEDICINE ASSOCIATE		1	1	50%	2
HOLY TRINITY PHARMACY LLC		2			2
GINKGO-IXLAYER		2			2
CAREWELL JW - WORCESTER LNC			2	100%	2
GIGI WOOD DAVIS DO-FAMILY MEDICINE		2			2
INVERNESS FAMILY CARE HIGH RISK PLLC			2	100%	2
KIVA AT MOUNT DORA			2	100%	2
BAYSTATE MEDICAL CENTER		1	1	50%	2
SANTA ROSA COUNTY HEALTH DEPARTMENT			2	100%	2
MEMORIAL HOSPITAL OF SOUTH BEND			2	100%	2
NASSAU UNIVERSITY MEDICAL CENTER DEPT		1	1	50%	2
FLORIDA MEDICAL CENTER			2	100%	2

COVID-19: testing by laboratory

Data through Feb 17, 2021 verified as of Feb 18, 2021 at 09:25 AM

Data in this report are provisional and subject to change.

The numbers in the table below represent the number of Florida and non-Florida residents for whom test results were received by the Department of Health. A person can be tested by more than one laboratory and can have both positive and negative results. **Therefore, the sum of the numbers in each column will be larger than the total number of people tested.**

Reporting lab	Inconclusive	Negative	Positive	Percent positive	Total
MINUTECLINIC DIAGNOSTIC OF TEXAS, LLC #7435		2			2
MEDEXPRESS URGENT CARE, HERMITAGE		1	1	50%	2
ADVANCED MEDICAL CARE			2	100%	2
VA CBOC			2	100%	2
OSF ST JOSEPH MEDICAL CENTER			2	100%	2
MEDEXPRESS URGENT CARE-BLOOMFIELD AVEN		2			2
RAINY LAKE MEDICAL CENTER			2	100%	2
STATE OF FLORIDA			2	100%	2
FEDERAL CORRECTIONAL INSTITUTION MARIANNA			2	100%	2
ST. JOSEPH REGIONAL MEDICAL CENTER			2	100%	2
WEST COAST PEDIATRICS			2	100%	2
PALM CITY NURSING AND REHAB CENTER			2	100%	2
MINUTECLINIC, LLC #05891		1	1	50%	2
KETAMINE HEALTH CENTERS AT BONITA SPRINGS, LLC		2			2
MADISON HOSPITAL LABORATORY			2	100%	2
WELL HEALTH LABS			2	100%	2
LIFETIME FAMILY URGENT CARE			2	100%	2
AMERICAN MEDICAL LABORATORIES			2	100%	2
BROOKDALE PALM BEACH GARDENS			2	100%	2
DEER'S HEAD CENTER		2			2
UNDERGROUND FREE CLINIC		2			2
COMMUNITY HEALTH CENTERS INC			2	100%	2
SWEDISH COVENANT HOSPITAL			2	100%	2
SPECIALTY LABORATORIES			2	100%	2
Walgreens #10207		2			2
CLINICA HISPANIA			2	100%	2
CVS IN6559POCT AVON		2			2
ADVANCED MEDICAL OF FLORIDA			2	100%	2
Stillwater Healthcare		2			2
POINTE AT NEW PORT PLACE,THE		2			2
Great Lakes Health Center			2	100%	2
NAVAL MEDICAL CENTER			2	100%	2
RHODE ISLAND DEPARTMENT OF HEALTH LABORATORIES			2	100%	2
CIGNA GATEWAY			2	100%	2
Hackensack Univ Medical Center At Pasc		1	1	50%	2
Kroger 186 - The Little Clinic Holiday Manor		1	1	50%	2
OUR LADY OF THE LAKE REGIONAL MEDICAL CENTER			2	100%	2
MEDSTAR HARBOR HOSPITAL			2	100%	2
AMICUS MEDICAL CENTER LLC			2	100%	2
SERENADES BY SONATA		1	1	50%	2
CLEVELAND CLINIC FLORIDA LABORATORY			2	100%	2
ACCESS CARE MEDICAL GROUP LLC		2			2
FIRST PREVENTION AND DIALYSIS CENTER LLC			2	100%	2
AIRPORT CLINIC			2	100%	2
MID - FLORIDA PATHOLOGY LLC		1	1	50%	2
CHILDREN'S MEDICAL CENTER-EAST ORLANDO			2	100%	2
CVS PA2688POCT COLLEGEVILLE		2			2

COVID-19: testing by laboratory

Data through Feb 17, 2021 verified as of Feb 18, 2021 at 09:25 AM

Data in this report are provisional and subject to change.

The numbers in the table below represent the number of Florida and non-Florida residents for whom test results were received by the Department of Health. A person can be tested by more than one laboratory and can have both positive and negative results. **Therefore, the sum of the numbers in each column will be larger than the total number of people tested.**

Reporting lab	Inconclusive	Negative	Positive	Percent positive	Total
THE HOSPITAL OF PROVIDENCE EMERGENCY ROOM			2	100%	2
CVS IL7017POCT BLOOMINGTON		2			2
MEDEXPRESS URGENT CARE - MARTINSVILLE		2			2
MINUTECLINIC DIAGNOSTIC OF NORTH CARO		2			2
NAVAL BRANCH MEDICAL CLINIC			2	100%	2
CRUC CMCH-COVID-19		2			2
AMI ST FRANCIS HOSPITAL LABORATORY		1	1	50%	2
MEDEXPRESS URGENT CARE - LINCOLN VILLA		2			2
MC DIAGNOSTIC OF CONNECTICUT, PC #252		1	1	50%	2
CLEARWATER PAIN MANAGEMENT ASSOCIATES			2	100%	2
REELFOOT FAMILY WALK IN CLINIC - TIPT		2			2
HENDRY/GLADES COUNTY HEALTH DEPARTMENT		2			2
CPL LABS			2	100%	2
WISCONSIN STATE LABORATORY OF HYGIENE		1	1	50%	2
PRECISION CLINICAL RESEARCH			2	100%	2
YOUTH AND YOU, INC		2			2
ALVERNO CLINICAL LABORATORIES			2	100%	2
HERNANDO CHILDREN'S			2	100%	2
ADVANCE FAMILY PRACTICE LLC□			2	100%	2
NORTH DAKOTA VETERANS HOME		2			2
MERCY HEALTH LAB		1	1	50%	2
CVS MO8555POCT KANSAS CITY		2			2
LAWRENCE GENERAL HOSPITAL			2	100%	2
ONE MEDICAL GROUP		1	1	50%	2
UNIVERSITY HEALTH SERVICES RIVER CAMPUS		2			2
DESERT HOSPITAL/CPHU CLINICAL LABORATORY			2	100%	2
Elba Nursing and Rehabilitation Center, LLC		2			2
Macon Valley Nursing and Rehabilitation Center		2			2
WEST FLORIDA MEDICAL ASSOCIATES, PA			2	100%	2
REGIONS HOSPITAL LABORATORY			2	100%	2
ST JOSEPH'S HOSPITAL INC			2	100%	2
HEARTLAND HOME HEALTH CARE		2			2
MINIUTECLINIC DIAG OF IND, LLC #6553		2			2
EXCEPTIONAL EMERGENCY CENTER - AMARILLO			2	100%	2
CLINICAL CARE ASSOCIATES			2	100%	2
VILLA HEALTH NH LLC			2	100%	2
NEBRASKA MEDICAL CENTER			2	100%	2
EASTSIDE SPORTS COMPLEX			2	100%	2
JUST BELIEVE RECOVERY CENTER			2	100%	2
BAYCARE OUTREACH LAB			2	100%	2
UNIVERISTY OF MEMPHIS ATHLETIC TRAINI		2			2
ONTARIO COUNTY PUBLIC HEALTH		2			2
MIDWAY PRIMARY CARE LLC		2			2
ROCKEFELLER UNIVERSITY CLINICAL GENOMICS LABORATOR		2			2
GULF COAST IMMEDIATE CARE CENTER		1	1	50%	2
CVS SC2269POCT COLUMBIA		2			2
MONROE URGENT CARE		2			2

COVID-19: testing by laboratory

Data through Feb 17, 2021 verified as of Feb 18, 2021 at 09:25 AM

Data in this report are provisional and subject to change.

The numbers in the table below represent the number of Florida and non-Florida residents for whom test results were received by the Department of Health. A person can be tested by more than one laboratory and can have both positive and negative results. **Therefore, the sum of the numbers in each column will be larger than the total number of people tested.**

Reporting lab	Inconclusive	Negative	Positive	Percent positive	Total
First Care Living Center/Essentia Health			2	100%	2
NYUMC CLINICAL LABORATORIES			2	100%	2
COVANCE			2	100%	2
LEE COMMUNITY HEALTHCARE INC CAPE CORAL		2			2
QUEST DIAGNOSTICS CLINICAL LABORATORIES INC		2			2
MINUTE CLINIC DIAGNOSTIC OF VIRGINIA, LLC #6292		2			2
BAPTIST HOSPITAL OF MIAMI MCI BROWARD LABORATORY			2	100%	2
TAMPA INTERNATIONAL AIRPORT			2	100%	2
GOLISANO PEDIATRICS PORT CHARLOTTE HARBOR		2			2
UMHC HOLLYWOOD LABORATORY			2	100%	2
SUMMERFIELD RETIREMENT LIVING, INC			2	100%	2
WALGREENS #3811			2	100%	2
APC PEDIATRICS			2	100%	2
MEDEXPRESS URGENT CARE - BROOKHAVEN		2			2
Kings County Hospital Center			2	100%	2
COOPER CLINIC			2	100%	2
WHITESANDS OUTPATIENT TREATMENT		2			2
US LABS		2			2
MEDICAL ASSOCIATES OF BREVARD DR S VYAS			2	100%	2
INTERCOASTAL FAMILY PRATICE			2	100%	2
BIONIC TECHNOLOGIES CORPORATION			2	100%	2
HOUSTON HEALTH DEPARTMENT - BUREAU OF LABORATORY SERVICES			2	100%	2
SHORE MEDICAL CENTER		2			2
QUEST DIAGNOSTICS INCORPORATED			2	100%	2
LIFESPRING COMMUNITY HEALTH		2			2
HOME CARE PHARMACY OF PALM COAST INC		2			2
DALLAS BAPTIST UNIVERSITY - HEALTH SERVICES			2	100%	2
NONA PEDIATRIC CENTER			2	100%	2
Delaware Court Healthcare Center		2			2
Lakeside Oaks Care Center			2	100%	2
CVS CA9606POCT TEMECULA		2			2
SENDER RETREAT ADULT DAY CARE CENTERS			2	100%	2
MAYO CLINIC GROUP PRACTICE LABORATORY			2	100%	2
PHYSICIANS MEDICAL CENTER		2			2
PALOS COMMUNITY HOSPITAL LABORATORY			2	100%	2
METHODIST MANSFIELD MEDICAL CENTER			2	100%	2
CVS MO5655POCT LIBERTY			2	100%	2
BERNHARDT LABORATORIES INC			2	100%	2
PEDIATRIC HEALTH CARE		1	1	50%	2
ALL PEDIATRIC CARE PA			2	100%	2
STANFORD HEALTH CARE ANATOMIC PATHOLOGY & CLINICAL LAB			2	100%	2
TGH Brandon Healthplex Laboratory			2	100%	2
BAYLOR SCOTT & WHITE COMPREHENSIVE WOUND			2	100%	2
OPP HEALTH AND REHABILITATION		2			2
EMERALD TRACE		2			2
JRS LABORATORY			2	100%	2
CHARLOTTE COUNTY HEALTH DEPARTMENT			2	100%	2

COVID-19: testing by laboratory

Data through Feb 17, 2021 verified as of Feb 18, 2021 at 09:25 AM

Data in this report are provisional and subject to change.

The numbers in the table below represent the number of Florida and non-Florida residents for whom test results were received by the Department of Health. A person can be tested by more than one laboratory and can have both positive and negative results. **Therefore, the sum of the numbers in each column will be larger than the total number of people tested.**

Reporting lab	Inconclusive	Negative	Positive	Percent positive	Total
EXPEDIAN URGENT CARE			2	100%	2
PROSPECT URGENT CARE			2	100%	2
CVS MD1515POCT LEONARDTOWN		1	1	50%	2
GOLDMAN SACHS HEALTH CENTER		2			2
GULF COAST REGIONAL MEDICAL CARE		2			2
Birchaven		2			2
MOUNT SINAI AVENTURA DIAGNOSTIC CENTER			2	100%	2
Greystone Nursing and Rehab, LLC			2	100%	2
NEMOURS CHILDREN'S URGENT CARE LAKE NONA			2	100%	2
CROSSROADS			2	100%	2
MCLAREN REGIONAL MEDICAL CENTER			2	100%	2
AGILE URGENT CARE			2	100%	2
MURFREESBORO MEDICAL CLINIC		2			2
RAPID URGENT CARE - ALBANY			2	100%	2
Cortland Acres Association		2			2
NORTHSIDE FAMILY MEDICINE AND URGENT CARE (EAST COBB)		2			2
PHYSICIANS LABORATORY SERVICES			2	100%	2
MEDEXPRESS URGENT CARE - LINCOLN N 26T		2			2
CHAPPEL GROUP RESEARCH, THE		2			2
Kroger 426 - The Little Clinic Suwanee		2			2
Kroger 522 - The Little Clinic Gahanna		1	1	50%	2
CVS OH6185POCT PICKERINGTON		2			2
BAPTIST HOSPITAL NURSING/PATIENT CARE			2	100%	2
CITY OF TALLAHASSEE		2			2
LAKE BALDWIN			2	100%	2
CVS PA7132POCT THORNDALE		2			2
DOCTORS CARE OF PALM COAST			2	100%	2
Kroger 130 - The Little Clinic Colorado Springs		2			2
SPECTRA LABS		1	1	50%	2
TRUSTBRIDGE			2	100%	2
IN AND OUT URGENT CARE			2	100%	2
BD MEDICAL SYSTEMS			2	100%	2
BAY CORRECTIONAL AND REHABILITATION FACILITY			2	100%	2
CENTRAL FLORIDA PRIMARY CARE			2	100%	2
CARESPOT URGENT CARE		1	1	50%	2
BIOMAT USA			2	100%	2
Iowa Veterans Home		2			2
VALLEY BAPTIST MEDICAL CENTER: BROWNSVILLE			2	100%	2
BIOHEALTH MEDICAL LAB INC			2	100%	2
CVS MO4850POCT SPRINGFIELD		2			2
SAFE PMC		2			2
CSS- TWELVE OAKS			2	100%	2
MAJESTIC GUARDIANS			2	100%	2
STUART SURGERY CENTER, LLC			2	100%	2
COMMUNITY HEALTH CENTERS OF PINELLAS, INC			2	100%	2
ORLANDO FAMILY PHYSICIANS INC			2	100%	2
CVS PA258POCT MCKEES ROCKS		2			2

COVID-19: testing by laboratory

Data through Feb 17, 2021 verified as of Feb 18, 2021 at 09:25 AM

Data in this report are provisional and subject to change.

The numbers in the table below represent the number of Florida and non-Florida residents for whom test results were received by the Department of Health. A person can be tested by more than one laboratory and can have both positive and negative results. **Therefore, the sum of the numbers in each column will be larger than the total number of people tested.**

Reporting lab	Inconclusive	Negative	Positive	Percent positive	Total
DOCTOR'S IN-HOUSE LAB/COMMUNITY HEALTH CENTERS OF PINELLAS – JOHNNIE R			2	100%	2
JULIE STAATS DO		2			2
POMONA VALLEY COMMUNITY HOSPITAL			2	100%	2
FLAGLER PROFESSIONAL HEALTH CAE SERVICES INC		2			2
FIRST CHOICE MEDICAL PC			2	100%	2
MID AMERICA CLINICAL LABS			2	100%	2
UNIVERSITY OF TEXAS AT EL PASO, THE			2	100%	2
VANAYER HEALTHCARE AND REHAB CENTER		2			2
SOUTHERN TENNESSEE MEDICAL CENTER			2	100%	2
COOK HOSPITAL AND CARE CENTER		1	1	50%	2
INA		1	1	50%	2
Kroger 619 - The Little Clinic Hendersonville Indian Lake		2			2
STARR CITY OF ROMA COMMUNITY CENTER			2	100%	2
JOHN KNOX MANOR INC II		1	1	50%	2
FKC AMELIA ISLAND DIALYSIS			2	100%	2
INSPIRIT SENIOR LIVING			2	100%	2
JUPITER INTERNAL MEDICINE AND ASSOCIATES			2	100%	2
HUMILITY OF MARY HEALTH PARTNERS			2	100%	2
BUFFALO CROSSINGS HEALTHCARE AND REHABILITATION CENTER			2	100%	2
Robert Wood Johnson University Hospital		1	1	50%	2
HPH HOME CARE		1	1	50%	2
MD NOW URGENT CARE CENTER INC.			2	100%	2
WOMENS CARE FLORIDA LLC-LABORATORY		2			2
FAMILY FIRST PEDIATRICS			2	100%	2
NORTH MANATEE HEALTH CARE CENTER			2	100%	2
MONICE DR.			2	100%	2
FLORIDA CLINICAL LABORATORY INC			2	100%	2
University Plaza Rehabilitation and Nursing			2	100%	2
ADVANTA ANALYTICAL LABORATORIES			2	100%	2
CVS OH5457POCT POWELL		2			2
BAYFRONT FAMILY HEALTH CENTER			2	100%	2
MINUTECLINIC, DIAGNOSTIC OF TEXAS, LLC		2			2
LEE MEMORIAL HOSPITAL BLOOD GAS LAB			2	100%	2
PM PEDIATRICS OF BAYSIDE, PLLC - MANHASSET		2			2
CVS MO5724POCT KANSAS CITY		2			2
PALM MEDICAL CENTER - PLANT CITY		2			2
FRESENIUS KIDNEY CARE			2	100%	2
Kroger 687 - The Little Clinic Sugar Hill		1	1	50%	2
CVS IL1170POCT JOLIET		2			2
DELRAY BEACH HEALTH DEPT LAB			2	100%	2
ADVOCATE SHERMAN HOSPITAL			2	100%	2
CVS PA1657POCT YORK		1	1	50%	2
MINUTECLINIC DIAGNOSTIC MEDICAL		2			2
BELLIN HOSPITAL			2	100%	2
SIMMONS			2	100%	2
87TH MEDICAL GROUP – MCGUIRE AMBULATORY CARE FACILITY		2			2
Piney Grove Nursing and Rehabilitation Center		2			2

COVID-19: testing by laboratory

Data through Feb 17, 2021 verified as of Feb 18, 2021 at 09:25 AM

Data in this report are provisional and subject to change.

The numbers in the table below represent the number of Florida and non-Florida residents for whom test results were received by the Department of Health. A person can be tested by more than one laboratory and can have both positive and negative results. **Therefore, the sum of the numbers in each column will be larger than the total number of people tested.**

Reporting lab	Inconclusive	Negative	Positive	Percent positive	Total
SANIBEL MEDICAL CLINIC			2	100%	2
APALACHEE CENTER INC		2			2
CITRUS PARK			2	100%	2
NIBHA MEDIRATTA MD PL			2	100%	2
UNIVERSITY HOSPITAL OF BROOKLYN		2			2
GENESIS FAMILY PRACTICE			2	100%	2
Kroger 125 - The Little Clinic Castle Rock		2			2
CVS SC2497POCT LEXINGTON		2			2
CVS TX5877POCT PEARLAND		2			2
WALGREENS #05477		2			2
MIDLAND MEMORIAL HOSPITAL			2	100%	2
Parkridge Specialty Care		2			2
WEAKLEY COUNTY REHAB AND NURSING CENTER		2			2
JOHNSON CITY MEDICAL CENTER		1	1	50%	2
ARLINGTON DIALYSIS CENTER LLC		2			2
SUNCOAST TECHNICAL COLLEGE SCHOOL OF HEALTH		2			2
MINUTE CLINIC DIAGNOSTIC OF KANSAS PA		2			2
CONCENTRA - ORLANDO SOUTH II		2			2
USCG ABBOTT BINAXNOW		1	1	50%	2
DELRAY BEACH HEALTH CENTER			2	100%	2
MEDEXPRESS URGENT CARE, LANCASTER WEST		1	1	50%	2
Kroger 673 - The Little Clinic Dallas		1	1	50%	2
INTEGRATED REGIONAL LABS			2	100%	2
ILLINOIS DEPT OF PUBLIC HEALTH LABS			2	100%	2
TALLAHASSEE MEMORIAL HEALTHCARE FAMILY MED RESIDENCY			2	100%	2
BRANDYWYNE HEALTH CARE CENTER			2	100%	2
Kroger 412 - The Little Clinic Oxford		2			2
MINUTECLINIC DIAGNOSTIC OF NEVADA-9586		1	1	50%	2
PM PEDIATRICS OF SELDEN, PLLC		2			2
UT AUSTIN UNIVERSITY HEALTH SERVICES			2	100%	2
VA OUTPATIENT PHARMACY			2	100%	2
MEDEXPRESS URGENT CARE FOX CHAPEL		2			2
POINT OF CARE PRIVATE HEALTH MANAGEMENT			2	100%	2
FLORIDA DEPARTMENT OF HEALTH IN LEE COUNTY		1	1	50%	2
ManorCare Rehab Center of Marietta		2			2
BMC/JACSONVILLE		1	1	50%	2
The Grand Rehabilitation & Nursing Utica		2			2
MEDEXPRESS URGENT CARE- ALLISON PARK		1	1	50%	2
INTEAM HEALTH, INC.			2	100%	2
PENSACOLA MEDICAL CLINIC LLC			2	100%	2
PINARD HOME HEALTH SERVICES INC			2	100%	2
SACRED HEART HOSPITAL ON THE EMERALD			2	100%	2
ASHLEY PEDIATRICS			2	100%	2
Good Samaritan Society-Blackduck		1	1	50%	2
MID-FLORIDA PATHOLOGY LLC - MOBILE UNIT # 3			2	100%	2
NYU WINTHROP LABORATORY		2			2
ASCENSION ST MICHAEL'S HOSPITAL LAB		1	1	50%	2

COVID-19: testing by laboratory

Data through Feb 17, 2021 verified as of Feb 18, 2021 at 09:25 AM

Data in this report are provisional and subject to change.

The numbers in the table below represent the number of Florida and non-Florida residents for whom test results were received by the Department of Health. A person can be tested by more than one laboratory and can have both positive and negative results. **Therefore, the sum of the numbers in each column will be larger than the total number of people tested.**

Reporting lab	Inconclusive	Negative	Positive	Percent positive	Total
PATIENT FIRST MEDICAL CENTER-CARYTOWN			2	100%	2
CEDARS-SINAI MEDICAL CENTER			2	100%	2
Sears Coastal Nursing and Rehab		2			2
FASTCARE LLC			2	100%	2
ACKERMAN CANCER CENTER		2			2
MEDEXPRESS URGENT CARE-WILKINS TOWNSHIP, WILLIAM PENN HIGHWAY		2			2
TULANE MEDICAL CENTER			2	100%	2
MEMORIAL HERMANN			2	100%	2
NEW YORK PSYCHIATRIC INSTITUTE		2			2
Kroger 739 - The Little Clinic La Grange Road		2			2
Kroger 127 - The Little Clinic Lakewood-Alameda		2			2
MARCO ISLAND HOSPITAL INC D/B/A		1	1	50%	2
EXPRESSCARE URGENT CARE CENTER			2	100%	2
NATIONWIDE LABORATORY SERVICES		1	1	50%	2
OCALA REGIONAL KIDNEY CENTER EAST			2	100%	2
PLASMA MED RESEARCH DBA		2			2
ASANTE ROGUE REGIONAL MEDICAL CENTER L		2			2
FLORIDA MEDICAL CLINIC RADIOLOGY DALE MABRY		2			2
CVS TX4397POCT CYPRESS		2			2
INTERMOUNTAIN MEDICAL CENTER			2	100%	2
SCIENTIFIC LABORATORY COMPANY		2			2
THE FOUNTAIN AT BOCA CIEGA BAY		2			2
OSF SAINT FRANCIS MEDICAL CENTER			2	100%	2
MIAMI DADE MEDICAL RESEARCH INSTITUTE			2	100%	2
FLORIDA PRIMARY CARE CENTER PA		2			2
SUNBRIDGE CARE & REHAB FOR DECATUR		2			2
DURAND SENIOR CARE & REHAB CENTER		2			2
MINUTECLINIC DIAGNOSTIC, PA #10252		2			2
JOHN D. ARCHBOLD MEM. HOSPITAL			2	100%	2
DAYTON CHILDRENS HOSPITAL LAB			2	100%	2
CHNJ		2			2
SIGNAL DIAGNOSTICS DBA FLOWHEALTH LABS			2	100%	2
320 S TRANSIT ST		2			2
MALABAR FAMILY PRACTICE		1	1	50%	2
STAGES OF LIFE MEDICAL INSTITUTE			2	100%	2
GERM BUSTERS 911 LLC			2	100%	2
TEXAS REGIONAL ASTHMA & ALLERGY CENTER			2	100%	2
SPRINGHILL SENIOR RESIDENCE		2			2
PROVIDENCE LABORATORY SERVICES		2			2
CENTRAL ARKANSAS VETERANS HEALTHCARE SYSTEM - VETERANS AFFAIRS			2	100%	2
WILSON MEMORIAL HOSPITAL			2	100%	2
JOHNNIE RUTH CLARKE LAB			2	100%	2
HOME ACCESS HEALTH			2	100%	2
Luther Acres Manor		2			2
PEDIATRICS IN NORTH FLORIDA PA			2	100%	2
STARMED FAMILY & URGENT CARE			2	100%	2
TMH PHYSICIAN PARTNERS MONTICELLO		1	1	50%	2

COVID-19: testing by laboratory

Data through Feb 17, 2021 verified as of Feb 18, 2021 at 09:25 AM

Data in this report are provisional and subject to change.

The numbers in the table below represent the number of Florida and non-Florida residents for whom test results were received by the Department of Health. A person can be tested by more than one laboratory and can have both positive and negative results. **Therefore, the sum of the numbers in each column will be larger than the total number of people tested.**

Reporting lab	Inconclusive	Negative	Positive	Percent positive	Total
Alden Terrace of McHenry			2	100%	2
SUMMIT URGENT CARE PS			2	100%	2
CERTIVIA LABORATORIES			2	100%	2
PALM BEACH DIABETES & ENDOCRINE SPECIALISTS PA			2	100%	2
NEMOURS CHILDREN'S URGEN CARE			2	100%	2
SOUTH TAMPA AFTER HOURS CLINIC			2	100%	2
MINUTECLINIC #2797		2			2
DOWN HOME MEDICAL			2	100%	2
ADVENTIST HINSDALE HOSPITAL LABORATORY			2	100%	2
ORLANDO HEALTH PHYSICIAN GROUP			2	100%	2
GRAND VILLA OF DELRAY EAST		2			2
CARTER BLOOD CARE			2	100%	2
ADVENTHEALTH EAST ORLANDO EMPLOYEE CLINIC		2			2
SOUTHERN BREEZE HEALTHCARE		1	1	50%	2
Chatham Nursing and Rehab Center		2			2
JACKSON LABORATORY OF GENOMIC MEDICINE		2			2
STOP URGENT CARE			2	100%	2
SOUTHERN SURGICAL ARTS		2			2
Kroger 686 - The Little Clinic Farragut		2			2
PHOEBE BERKS HEALTH CARE CENTER		2			2
GULF COAST MEDICAL CENTER RESPIRATORY CARE			2	100%	2
LEHIGH MEDICAL AND RESEARCH CENTER, INC			2	100%	2
CVS NJ837POCT MARLTON		2			2
VITAL CARE CLINIC, LLC			2	100%	2
FLORIDA DEPARTMENT OF HEALTH (FDOH)			2	100%	2
Workmens Circle Multicare Center		2			2
HARRINGTON PARK HEALTH AND REHAB		2			2
Bedford Care Center of Hattiesburg		2			2
MAGNOLIA ADULT, LLC			2	100%	2
MINUTECLINIC DIAG OF IND LLC #1138		1	1	50%	2
BOSTON PUBLIC HEALTH COMMISSION			2	100%	2
MANSFIELD MEDICAL LODGE			2	100%	2
CVS IL8751POCT CHICAGO		2			2
MINUTECLINIC DIAGNOSTIC OF OHIO #4401		2			2
SOUTH DAKOTA DEPARTMENT OF HEALTH		2			2
ST. ELIZABETH HEALTHCARE			2	100%	2
OURMED		2			2
ANDERSON COUNTY HOSPITAL			2	100%	2
MEMORIAL HERMANN CONSOLIDATED LABORATORY SERVICES			2	100%	2
DAVENPORT PEDIATRICS PA			2	100%	2
CLINICAL PATHOLOGY LABORATORIES			2	100%	2
EAST NAPLES PEDIATRICS			2	100%	2
AFC PHYSICIANS OF FLORIDA, PA			2	100%	2
METROHEALTH SYSTEM			2	100%	2
CVS MO10151POCT SPRINGFIELD		1	1	50%	2
CROSSTOWN PHARMACY		2			2
MID-FLORIDA HEMATOLOGY AND ONCOLOGY CENTERS		2			2

COVID-19: testing by laboratory

Data through Feb 17, 2021 verified as of Feb 18, 2021 at 09:25 AM

Data in this report are provisional and subject to change.

The numbers in the table below represent the number of Florida and non-Florida residents for whom test results were received by the Department of Health. A person can be tested by more than one laboratory and can have both positive and negative results. **Therefore, the sum of the numbers in each column will be larger than the total number of people tested.**

Reporting lab	Inconclusive	Negative	Positive	Percent positive	Total
UNIVERSITY OF MISSOURI HEALTH CARE			2	100%	2
GOUVERNEUR HOSPITAL LABORATORY		2			2
MEDEXPRESS URGENT CARE - SPRINGDALE, S 40TH STREET		2			2
LEGACY ER AND URGENT CARE			2	100%	2
PruittHealth Lakehaven		2			2
CARENOW LENEXA			2	100%	2
SUNCREST OMNI		2			2
Lake Charles Healthcare LLC dba Landmark Lake Charles			2	100%	2
CLARA MAASS TRANSITIONAL CARE UNIT		2			2
TENNESSEE DEPARTMENT OF HEALTH (TDH) - REGIONAL LABORATORY			2	100%	2
ORANGE COUNTY HEALTH DEPARTMENT		1	1	50%	2
HOLY FAMILY MEDICAL CENTER		1	1	50%	2
ACN PHYSICIANS GROUP CORP			2	100%	2
EXPRESS CARE WALK-IN CLINIC			2	100%	2
CVS SC7567POCT BOILING SPRINGS		1	1	50%	2
LACORP		1	1	50%	2
MAWD PATHOLOGY GROUP			2	100%	2
IVY ROSEN MD PLLC		2			2
MEDEXPRESS URGEN CARE - EAST BRUNSWICK		2			2
DOCTOR 4 U CLINIC			2	100%	2
MINUTECLINIC DIAG OF IND, LLC #5369		1	1	50%	2
IN & OUT URGENT CARE METAIRIE			2	100%	2
MINUTECLINIC DIAGNOSTIC OF OHIO #6147		1	1	50%	2
SUNNYSIDE MANOR		2			2
SEASIDE MANOR			2	100%	2
LAKE MARY PEDIATRICS			2	100%	2
CVS PA2582POCT SPRINGFIELD		2			2
NEIGHBORCARE PHARMACY SERVICES		2			2
WELLMED AT FORT PIERCE		1	1	50%	2
UWMC MONTLAKE DEPT OF LAB MED			2	100%	2
NIAGARA APOTHECARY INC		2			2
FALCON HEALTH CENTER			2	100%	2
LEGACY ER & URGENT CARE - FRISCO WEST			2	100%	2
MEDAILLE COLLEGE WELLNESS CENTER		2			2
POMERENE HOSPITAL			2	100%	2
OELWEIN HEALTH CARE CENTER		2			2
TRINITAS REGIONAL MEDICAL CENTER		1	1	50%	2
MATHER HOSPITAL			2	100%	2
DALLAS VA MEDICAL CENTER - VA NORTH TEXAS HEALTH CARE SYSTEM			2	100%	2
Iron County Medical Care Facility		2			2
University Center East			2	100%	2
PTC LABORATORIES			2	100%	2
NOVA SOUTHEASTERN UNIVERSITY - STUDENT MEDICAL CTR			2	100%	2
MEDEXPRESS URGENT CARE - CEDAR KNOLLS		2			2
CVS TX1104POCT ALLEN		2			2
BERGEN COUNTY SURGICAL AND ENDOSCOPY CENTER		2			2
BRITO MEDICAL CENTER			2	100%	2

COVID-19: testing by laboratory

Data through Feb 17, 2021 verified as of Feb 18, 2021 at 09:25 AM

Data in this report are provisional and subject to change.

The numbers in the table below represent the number of Florida and non-Florida residents for whom test results were received by the Department of Health. A person can be tested by more than one laboratory and can have both positive and negative results. **Therefore, the sum of the numbers in each column will be larger than the total number of people tested.**

Reporting lab	Inconclusive	Negative	Positive	Percent positive	Total
ELMHURST MEMORIAL HOSPITAL			2	100%	2
HANOVER ENDOSCOPY CENTER		2			2
Robert Cranfield			2	100%	2
HAWAII DEPARTMENT OF HEALTH			2	100%	2
CATHOLIC HEALTH LABORATORY SERVICES		2			2
Manor Care-Kingston Court of York PA, LLC		2			2
FL DEPT OF HEALTH MARION COUNTY MOBILE HEALTH UNIT			2	100%	2
MINUTECLINIC 7196		2			2
HEALTH PARTNERS REGIONAL HOSPITAL			2	100%	2
WARE EXPRESS CARE			2	100%	2
VAULT HEALTH			2	100%	2
DOUGLASVILLE NURSING AND REHABILITATIO		2			2
NORTHEAST FLORIDA STATE HOSP-NURSING		2			2
Manorcare Health Services West Reading North		2			2
MANATEE MEMORIAL HOSPITAL CLINICAL LABORATORY			2	100%	2
LABCORP OF AMERICA HOLDINGS		1	1	50%	2
MINUTECLINIC, LLC, DBA MINUTECLINIC #4		2			2
Kroger 647 - The Little Clinic Newnan Crossings		1	1	50%	2
MEDEXPRESS URGENT CARE - JEANNETTE		2			2
RAPID MEDLAB (004M0)		2			2
CVS NV2928POCT LAS VEGAS		2			2
MINUTECLINIC DIAGNOSTIC OF VIRGINIA, LLC #1416		2			2
RIGHT AT HOME			2	100%	2
CQUENTIA NGS, LLC			2	100%	2
MEDICAL CENTER OF CENTRAL GEORGIA			2	100%	2
MEDEXPRESS - WILMINGTON KIRKWOOD HIGHWAY		2			2
WE CARE HOME HEALTH SOLUTIONS LLC			2	100%	2
LEGACY LABORATORY SERVICES			2	100%	2
ATLAS GENOMICS			2	100%	2
BLUEWATER TOXICOLOGY			2	100%	2
CVS MD4371POCT OCEAN CITY		2			2
FLORIDA KEYS PED & ADOLES CTR			2	100%	2
ADVENT HEALTH CENTRAL TEXAS		1	1	50%	2
CVS PA10034POCT PITTSBURGH		2			2
SIGNATURE CARE LEWISVILLE-EMERGENCY CENTER		1	1	50%	2
ASSOCIATES IN UROGYNECOLOGY MD LLC		2			2
MINUTECLINIC MINUTECLINIC #4978		1	1	50%	2
CHEROKEE COUNTY HEALTH AND REHAB CENTER		2			2
NEW GEN LABS			2	100%	2
Kroger 853 - The Little Clinic East Broad Street		2			2
BOONES CREEK URGENT CARE		1	1	50%	2
ACCESS MEDICAL GROUP OF FLORIDA CITY			2	100%	2
BLACK STALLION WALK IN AND EXERCISE CLINICS LLC		1	1	50%	2
NORTH COUNTRY FAMILY HEALTH CENTER INC		2			2
MINUTECLINIC DIAGNOSTIC OF OHIO #6139		2			2
Alden Des Plaines			2	100%	2
PEACEHEALTH CENTRAL		2			2

COVID-19: testing by laboratory

Data through Feb 17, 2021 verified as of Feb 18, 2021 at 09:25 AM

Data in this report are provisional and subject to change.

The numbers in the table below represent the number of Florida and non-Florida residents for whom test results were received by the Department of Health. A person can be tested by more than one laboratory and can have both positive and negative results. **Therefore, the sum of the numbers in each column will be larger than the total number of people tested.**

Reporting lab	Inconclusive	Negative	Positive	Percent positive	Total
MAIN STREET MEDICAL CENTERS		2			2
PALMETTO FAMILY HEALTH CENTER			2	100%	2
MISSION HOSPITAL REGIONAL MEDICAL CENTER			2	100%	2
Providence of Sparta Health and Rehabilitation		2			2
MEDEXPRESS URGENT CARE - MYLAN			2	100%	2
SYLVAN NURSING			2	100%	2
HEALTH FIRST MEDICAL GROUP			2	100%	2
441 URGENT CARE-MULBERRY			2	100%	2
NEW YORK CITY CENTRAL COVID			2	100%	2
MINUTECLINIC DIAGNOSTIC OF KANSAS PA		2			2
CDK LIBERTY ENTERPRISES, LLC		2			2
Kroger 096 - The Little Clinic Orchard and Holly		2			2
CVS TX2263POCT SAN ANTONIO		2			2
BEAUFORT MEMORIAL			2	100%	2
MINUTECLINIC DIAGNOSTIC MED GRP OF ORA		1	1	50%	2
HEALTH EXPRESS URGENT CARE			2	100%	2
CVS MD1881POCT DUNKIRK		2			2
BFT LAB			2	100%	2
EASTLAKE MEDICAL CENTER		2			2
Avanti Wellness and Rehab			2	100%	2
MEDICAL CENTER LABORATORY			2	100%	2
MINUTECLINIC DIAGNOSTIC OF PA LLC		2			2
EDGEWATER RETIREMENT MANOR			2	100%	2
CVS MINUTE CLINIC DIAGNOSTIC MED GRP		2			2
MEDEXPRESS URGENT CARE - LEDGEWOOD		2			2
VALLEY MEDICAL LABORATORY			2	100%	2
MARTIN MEDICAL CENTER INC		1	1	50%	2
CONEMAUGH MEMORIAL MEDICAL CENTER		2			2
SARASOTA IMMEDIATE CARE			2	100%	2
SPECTRUM HEALTH			2	100%	2
MAGNOLIA MANOR OF COLUMBUS		2			2
WESTMINSTER SUNCOAST			2	100%	2
MEDEXPRESS URGENT CARE-SALINA, S 9TH ST		2			2
MINUTECLINIC DIAGNOSTIC OF SC, LLC #4		2			2
AMEDISYS HOME HEALTH OF GREENVILLE			2	100%	2
ENVOY OF FORK UNION, LLC DBA ENVOY AT THE VILLAGE		2			2
GOLDSTEIN			2	100%	2
SPRINGS MEDICAL LAB		1	1	50%	2
THE EDGEWATER AND WATERMAN VILLAGE			2	100%	2
SIGNATURE HEALTHCARE OF MIDDLEBURG		2			2
UNIVERSITY COMMUNITY HEALTH SERVICES		1	1	50%	2
Gracemore Nursing and Rehab		2			2
MIDWAY SPECIALTY CARE RX LLC			2	100%	2
ST. MARY'S MEDICAL CENTER EVANSVILLE, INC			2	100%	2
JORDAN VALLEY MEDICAL CENTER			2	100%	2
DEKALB MEDICAL CENTER LABORATORY			2	100%	2
DR. G'S URGENT CARE			2	100%	2

COVID-19: testing by laboratory

Data through Feb 17, 2021 verified as of Feb 18, 2021 at 09:25 AM

Data in this report are provisional and subject to change.

The numbers in the table below represent the number of Florida and non-Florida residents for whom test results were received by the Department of Health. A person can be tested by more than one laboratory and can have both positive and negative results. **Therefore, the sum of the numbers in each column will be larger than the total number of people tested.**

Reporting lab	Inconclusive	Negative	Positive	Percent positive	Total
SCDHEC BUREAU OF LABORATORIES			2	100%	2
FLORIDA COMMUNITY HEALTH CENTERS, INC.			2	100%	2
COMPLETE HEALTH MEDICAL CENTER			2	100%	2
THE CLUB AT BOYNTON BEACH, LLC			2	100%	2
CVS IN7653POCT EVANSVILLE		1	1	50%	2
RAPID RESULT CORP LLC		1	1	50%	2
BOSTON MEDICAL CENTER			2	100%	2
SANFORD REGIONAL HOSPITAL WORTHINGTON		2			2
PEACE RIVER MEDICAL CENTER		2			2
CENTRAL FLORIDA FAMILY HEALTH CENTER		2			2
DUKE HEALTH REGIONAL HOSPITAL			2	100%	2
FAMILY CARE SPECIALISTS OF ORLANDO			2	100%	2
OCALA REGIONAL KIDNEY CENTER-WEST			2	100%	2
MEDEXPRESS URGENT CARE - ANDERSON		2			2
GILCHRIST COUNTY FIRE DEPARTMENT			2	100%	2
VELOCITY URGENT CARE			2	100%	2
WARD MEMORIAL HOSPITAL		2			2
Cedar Valley Nursing & Rehab Center		2			2
Warren Center for Rehabilitation and Nursing		2			2
NEWTON MEMORIAL HOSPITAL		2			2
SARNO FAMILY PRACTICE		1	1	50%	2
VIRGINIA DEPT OF HEALTH OFFICE OF EPIDEMIOLOGY			2	100%	2
NLC LABS			2	100%	2
MOBILE HEALTH LABS LLC			2	100%	2
FLORIDA SCHOOL FOR THE DEAF & BLIND			2	100%	2
Bon Secours Place		1	1	50%	2
VOLUNTEERS OF AMERICA OF FLORIDA			2	100%	2
NATIONAL JEWISH HEALTH			2	100%	2
AUSTIN REGIONAL CLINIC MICROBIOLOGY LAB			2	100%	2
ROPER HOSPITAL			2	100%	2
FLORIDA MEDICAL CLINIC CARDIOLOGY-ZH			2	100%	2
Kroger 745 - The Little Clinic Somerset		2			2
NORTH MCALLEN PEDIATRIC CENTER			2	100%	2
UNITED MEMORIAL MEDICAL CENTER			2	100%	2
CARE 365			2	100%	2
DALLAS MEDICAL CENTER			2	100%	2
NAPHCARE INC		2			2
HCR MANOR CARE SERVICES OF FLORIDA III INC		2			2
PALM BAY COMMUNITY OUTPATIENT CLINIC		2			2
CALIFORNIA DIVISION OF COMMUNICABLE DISEASE CONTROL			2	100%	2
DOCTORS MEDICAL CTR OF WALTON COUNTY			2	100%	2
FLORIDA DEPARTMENT OF HEALTH IN ALACHUA COUNTY -			2	100%	2
SMITH NORTHVIEW HOSPITAL LAB			2	100%	2
WALGREENS #13605		2			2
COASTAL MEDICAL LAB			2	100%	2
HEALTH & REHAB CTR AT DOLPHINS VIEW, THE			2	100%	2
Timber Ridge Health Care Center			2	100%	2

COVID-19: testing by laboratory

Data through Feb 17, 2021 verified as of Feb 18, 2021 at 09:25 AM

Data in this report are provisional and subject to change.

The numbers in the table below represent the number of Florida and non-Florida residents for whom test results were received by the Department of Health. A person can be tested by more than one laboratory and can have both positive and negative results. **Therefore, the sum of the numbers in each column will be larger than the total number of people tested.**

Reporting lab	Inconclusive	Negative	Positive	Percent positive	Total
SUNSHINE PHARMACY		2			2
ORMOND BEACH URGENT CARE			2	100%	2
GREEN POINT RX INC DBA ALTRU CHEMISTS		2			2
GENETIC ASSAYS INC			2	100%	2
LOWELL GENERAL HOSPITAL			2	100%	2
DAVENPORT PEDIATRICS CLERMONT PA		1	1	50%	2
MINUTECLINIC DIAGNOSTIC PA #7110		2			2
UT PATH			2	100%	2
MINUTECLINIC DIAG OF IND, LLC #6908		2			2
Georgiana Health and Rehabilitation, LLC		2			2
ST LUKES HOSPITAL			2	100%	2
UK HEALTHCARE			2	100%	2
NEW BRIDGE MEDICAL CENTER		2			2
DASCENA LAB			2	100%	2
WHOLE CHILD PEDIATRICS			2	100%	2
WASHINGTON STATE DEPARTMENT OF HEALTH PUBLIC HEALTH LABORATORIES			2	100%	2
BAYSIDE URGENT CARE CENTER INC			2	100%	2
RRMC CREEKSIDE LAB		2			2
MINUTECLINIC, LLC (CLINIC 10928)		2			2
MEDEXPRESS URGENT CARE-SELINGSGROVE		2			2
APPLECARE VALDOSTA			2	100%	2
CREATIVE HEALTH CENTER			2	100%	2
MARCO ISLAND MEDICAL CENTER			2	100%	2
NORTHWELL HEALTH			2	100%	2
INTERNAL MEDICINE & PEDIATRICS WELLNESS CENTER			2	100%	2
MILFORD REGIONAL HOSPITAL			2	100%	2
SOUTHEAST GEORGIA HEALTH SYSTEM, INC D		2			2
UF KANAPAH LAB BEAKER		2			2
ASPIRUS RIVERVIEW HOSPITAL & CLINICS INC		1	1	50%	2
MASSACHUSETTS DEPARTMENT OF HEALTH			2	100%	2
GASTROENTEROLOGY ASSOCIATES			2	100%	2
CONWAY MEDICAL CENTER			2	100%	2
Kroger 571 - The Little Clinic Hendersonville		1	1	50%	2
UTMB PATHOLOGY CLINICAL SERVICES LABORATORY			2	100%	2
FHCP ASC - ORANGE CITY			2	100%	2
TEXAS HEALTH CARE			2	100%	2
LINIL VISITING NURSES, INC		2			2
SOUTHEAST GEORGIA HEALTH SYSTEM			2	100%	2
MANASOTA PEDIATRICS			2	100%	2
UNIVERSITY OF ILLINOIS HOSPITAL			2	100%	2
MEMORIAL HEALTH UNIVERSITY MEDICAL CENTER			2	100%	2
RIVERVIEW MEDICAL CLINIC		2			2
PRECISION DIAGNOSTIC INC		2			2
ADVENTHEALTH MEDICAL GROUP PEDIATRICS AT APOPKA		2			2
STEWART ST ELIZABETH MEDICAL CENTER			2	100%	2
Tidelands Health Rehabilitation Hospital			2	100%	2
TMH EC NORTHEAST LABORATORY			2	100%	2

COVID-19: testing by laboratory

Data through Feb 17, 2021 verified as of Feb 18, 2021 at 09:25 AM

Data in this report are provisional and subject to change.

The numbers in the table below represent the number of Florida and non-Florida residents for whom test results were received by the Department of Health. A person can be tested by more than one laboratory and can have both positive and negative results. **Therefore, the sum of the numbers in each column will be larger than the total number of people tested.**

Reporting lab	Inconclusive	Negative	Positive	Percent positive	Total
RCA LABORATORY SERVICES LLC			2	100%	2
BAPTIST HEALTH LEXINGTON			2	100%	2
MIDDLE TENN MENTAL HEALTH INSTITUTE		2			2
RIVERSIDE METHODIST HOSPITAL LAB			2	100%	2
MEDEXPRESS URGENT CARE - SPRINGFIELD, COOLEY ST		2			2
Kroger 441 - The Little Clinic Middletown		2			2
SWEETWATER NURSING CENTER		2			2
ACCESS LABORATORIES LLC			2	100%	2
NORTON IMMEDIATE CARE CENTER - PRESTON			2	100%	2
CVS TX10140POCT THE WOODLANDS		2			2
ESCANDON DIAGNOSTIC CLINIC			2	100%	2
HOPE HEALTH CARE, LLC		2			2
THE WINDSOR ORTEGA		2			2
PARKRIDGE MEDICAL CENTER			2	100%	2
MINUTECLINIC #1773		2			2
RIVER CITY MEDICAL ASSOCIATES, INC			2	100%	2
AUGUSTA HEALTH SKILLED CARE			2	100%	2
INTERNAL MEDICINE ASSOCIATES-DUNELLON			2	100%	2
NEMOURS CHILDREN'S PRIMARY CARE THE VILLAGES		2			2
CLINICAL CARE CENTER, INC			2	100%	2
POPLAR HEALTHCARE			2	100%	2
CITY OF NEW YORK DEPARTMENT OF HEALTH			2	100%	2
PHYSICIANS CARE INC		1	1	50%	2
CROSSROADS URGENT CARE DBA URGENT TEA		2			2
DELAWARE DIAGNOSTICS LABS			2	100%	2
MORRISTOWN MEMORIAL HOSPITAL		2			2
CVS NJ862POCT MARLBORO		2			2
Jackson Health Care Facility			2	100%	2
DEPT OF HEALTH			2	100%	2
AFTER HOURS PEDS			2	100%	2
CHI MEMORIAL PRIMARY CARE ASSOCIATES-A		2			2
RENFREW CENTERS INC		2			2
MERCY HOSPITAL			2	100%	2
PREMIER MEDICAL LABORATORY			2	100%	2
STATCARE URGENT AND WALK-IN			2	100%	2
Kroger 752 - The Little Clinic Central Station		2			2
CVS PA5241POCT CHALFONT		2			2
Kroger 328 - The Little Clinic Henderson Road		2			2
ADVENTHEALTH IMAGING LAKE NONA			2	100%	2
PUBLIC HEALTH LABORATORY	1		1	50%	2
MINUTECLINIC DIAGNOSTIC PA #3344		2			2
LILY PHARMACY		2			2
MINUTECLINIC DIAGNOSTIC OF OHIO #6192		2			2
MARTHA A PRICE MD PA		1	1	50%	2
CVS AZ9290POCT PHOENIX		2			2
FLORIDA MEDICAL CENTER OF CLEARWATER		2			2
OAKBRIDGE TERRACE AT SAE			2	100%	2

COVID-19: testing by laboratory

Data through Feb 17, 2021 verified as of Feb 18, 2021 at 09:25 AM

Data in this report are provisional and subject to change.

The numbers in the table below represent the number of Florida and non-Florida residents for whom test results were received by the Department of Health. A person can be tested by more than one laboratory and can have both positive and negative results. **Therefore, the sum of the numbers in each column will be larger than the total number of people tested.**

Reporting lab	Inconclusive	Negative	Positive	Percent positive	Total
CVS M08581POCT BLUE SPRINGS		1	1	50%	2
CVS MA447POCT NORTHAMPTON		2			2
KANSAS CITY VA MEDICAL CENTER			2	100%	2
THE RIM URGENT CARE			2	100%	2
A+ URGENT/PRIMARY CARE			2	100%	2
MEDEXPRESS URGENT CARE - WEXFORD		2			2
UNIVERSITY OF MIAMI SCCC RESEARCH LABORATORY			2	100%	2
CVS IN6713POCT BLOOMINGTON		2			2
ORLANDO LUTHERAN TOWERS		1	1	50%	2
ARCPPOINT LABS OF ALTAMONTE SPRINGS			2	100%	2
UNIVERSITY OF MARYLAND MEDICAL CENTER			2	100%	2
CVS IL3163POCT OAK PARK		2			2
FLORIDA DEPARTMENT OF HEALTH IN ESCAMBIA COUNTY		1	1	50%	2
CVS OH6149POCT UPPER ARLINGTON		1	1	50%	2
GRACE HEALTHCARE OF LAKE WALES		1	1	50%	2
UW HOSPITAL AND CLINICS		1	1	50%	2
CVS NH6596POCT HAMPTON		2			2
MINUTE CLINIC DIAGNOSTIC OF VIRGINIA, LLC #1905		2			2
HARBORCHASE OF GAINESVILLE			2	100%	2
CARE NOW DENTON			2	100%	2
Church Creek SNF			2	100%	2
HOLMES FAMILY PRACTICE PA			1	100%	1
ELATION HEALTH		1			1
NORTH FLORIDA FAMILY MEDICINE			1	100%	1
TRIHEALTH			1	100%	1
ST JOHNS PEDIATRICS PA		1			1
OMNI HEALTHCARE URGENT CARE			1	100%	1
BETHESDA DIALYSIS			1	100%	1
OHIO VALLEY MANOR NURSING &		1			1
TRAFALGAR DIALYSIS			1	100%	1
LAKEVIEW HEALTH CARE SYSTEM LLC			1	100%	1
NORTH WEST FLORIDA DIAGNOSTIC ENOCRINOLOGY CLINIC			1	100%	1
ABSOLUTE CAREGIVERS HOME HEALTH AGENCY INC			1	100%	1
Valley View Health and Rehabilitation, LLC		1			1
VIVIAN SIMMONS FAMILY PRACTICE			1	100%	1
CELEBRATION FAMILY PHYSICIANS LLC			1	100%	1
LIFELINK TRANSPLANT INSTITUTE LAB			1	100%	1
Aspire Physical Recovery Center at Cahaba River		1			1
SHELBYVILLE HOSPITAL COMPANY		1			1
VELOCITY URGENT CARE - LITTLE CREEK			1	100%	1
SPRINGFIELD HOSPITAL			1	100%	1
CFHC - FROSTPROOF			1	100%	1
SUNSHINE PEDIATRICS OF LUTz			1	100%	1
Masonic Medical Research Institute			1	100%	1
CHOTA COMMUNITY HEALTH SERVICES		1			1
HABANA HEALTH CARE CENTER			1	100%	1
LEVY COUNTY DEPT. OF PUBLIC SAFETY			1	100%	1

COVID-19: testing by laboratory

Data through Feb 17, 2021 verified as of Feb 18, 2021 at 09:25 AM

Data in this report are provisional and subject to change.

The numbers in the table below represent the number of Florida and non-Florida residents for whom test results were received by the Department of Health. A person can be tested by more than one laboratory and can have both positive and negative results. **Therefore, the sum of the numbers in each column will be larger than the total number of people tested.**

Reporting lab	Inconclusive	Negative	Positive	Percent positive	Total
FLORIDA CLINICAL RESEARCH CENTER, LLC			1	100%	1
WOMENS CARE FLORIDA LLC			1	100%	1
JOHNSON & JOHNSON VISION CARE-VISTAKON			1	100%	1
MERCY – NORTH IOWA			1	100%	1
C V S / PHARMACY #833		1			1
GENDERXPRESS/PICTURE ME PERFECT IMAGING			1	100%	1
Fairhope		1			1
MINUTECLINIC DIAGNOSTIC OF VIRGINIA, LLC #1980		1			1
CHIPOLA QUICK CARE			1	100%	1
WELL-KEY URGENT CARE SEVIERVILLE			1	100%	1
MEDEXPRESS URGENT CARE - LEOMINSTER		1			1
MRMC LAB MICRO			1	100%	1
BROOKSVILLE REGIONAL HOSPITAL			1	100%	1
MERCYONE DES MOINES MEDICAL CENTER			1	100%	1
Harbert Hills Academy Nursing Home		1			1
CVS OH2518POCT COLUMBUS		1			1
MEDEXPRESS URGENT CARE - HADLEY		1			1
FAMILY MEDICAL CENTER OF HOLLYWOOD PA			1	100%	1
APPLECARE URGENT CARE KINGSLAND			1	100%	1
EH FARGO HOSPITAL LABORATORY			1	100%	1
Cerenity Senior Care-White Bear Lake		1			1
APPLING NURSING & REHABILITATION PAVIL		1			1
ANDREWS INSTITUTE AMBULATORY SURGERY CENTER		1			1
CARE ADVANTAGE			1	100%	1
STARLING AT SAN JOSE			1	100%	1
CVS MI8049POCT WATERFORD		1			1
Williamstown Commons			1	100%	1
MEDEXPRESS URGENT CARE - WESTFIELD, E MAIN ST			1	100%	1
MONMOUTH MEDICALC ENTER		1			1
CVS AZ33POCT TEMPE		1			1
Mary Anna Nursing Home		1			1
HORIZON MEDICAL CENTER			1	100%	1
HAILE MEDICAL GROUP PA		1			1
FLORIDA FAMILY LABORATORY		1			1
ADVANCE CARDIOVASCULAR IMAGING, INC			1	100%	1
DEVANSH LAB WERKS		1			1
GOSHEN HOSPITAL			1	100%	1
MEDTOWN PHARMACY			1	100%	1
TREASURE COAST URGENT & FAMILY CARE			1	100%	1
LABORATORY COPRORATION OF AMERICA			1	100%	1
TENNOVA HEALTHCARE - CLEVELAND			1	100%	1
NORTH BREVARD CHILDRENS MEDICAL CENTER			1	100%	1
CVS TX7288POCT DALLAS		1			1
PEACHEALTH LABORATORIES		1			1
BAYFRONT CARDIOVASCULAR ASSOCIATES			1	100%	1
HALIFAX FAMILY HEALTH CENTER			1	100%	1
WEST VIRGINIA UNIVERSITY HOSPITALS			1	100%	1

COVID-19: testing by laboratory

Data through Feb 17, 2021 verified as of Feb 18, 2021 at 09:25 AM

Data in this report are provisional and subject to change.

The numbers in the table below represent the number of Florida and non-Florida residents for whom test results were received by the Department of Health. A person can be tested by more than one laboratory and can have both positive and negative results. **Therefore, the sum of the numbers in each column will be larger than the total number of people tested.**

Reporting lab	Inconclusive	Negative	Positive	Percent positive	Total
RCP OF MEMORIAL WEST			1	100%	1
SHANDS JACKSONVILLE CLINICAL CENTER			1	100%	1
CARDIAC AND VASCULAR CONSULTANTS MD PA		1			1
F W HUSTON MEDICAL CENTER SENIOR LIVIN		1			1
WARREN GENERAL HOSPITAL			1	100%	1
ST VINCENTS AMBULATORY CARE INC			1	100%	1
Walgreens #10988		1			1
WEST COCOA PHARMACY			1	100%	1
CLEVELAND CLINIC OHIO LABORATORIES			1	100%	1
MEA PRIMARY CARE PLUS BYRAM			1	100%	1
OAKWOOD HOSPITAL - SOUTHSORE			1	100%	1
ALL CARE URGENT CARE			1	100%	1
ORLANDO PHYSICIAN NETWORK		1			1
SPARTANBURG REGIONAL MEDICAL CENTER			1	100%	1
JUPITER MEDICAL CENTER INC			1	100%	1
MOUNT SINAI MEDICAL CENTER AVENTURA ER			1	100%	1
FLORIDA HEALTH CARE MEDICAL GROUP		1			1
CHI MEMORIAL HOSPITAL CHATTANOOGA			1	100%	1
SAINT LEO UNIVERSITY INCORPORATED			1	100%	1
ASANTE THREE RIVERS MEDICAL CENTER LAB		1			1
HUNTSVILLE HOSPITAL			1	100%	1
CORPORATION OF AMERICA		1			1
Walgreens #9121		1			1
BAYFRONT HEAL WOUND CARE AND HYPERBARIC CENTER			1	100%	1
MEDEXPRESS URGENT CARE, MOSSIDE		1			1
777 URGENT CARE			1	100%	1
Port Orange Nursing And Rehab Center			1	100%	1
MEMORIAL HERMANN KATY HOSPITAL			1	100%	1
PROGRESSIVE MEDICAL LAB LLC			1	100%	1
Ash Flat Healthcare and Rehabilitation Center			1	100%	1
SPECTRUM LUDINGTON			1	100%	1
ACCURATE HEALTH SERVICES CORP			1	100%	1
CANDLER HOSPITAL			1	100%	1
SARASOTA MEMORIAL HOSPITAL		1			1
PEDIATRIC ASSOCIATES - JACKSONVILLE			1	100%	1
ARIZA WELLNESS CARE LLC			1	100%	1
WELLPATH			1	100%	1
MINUTECLINIC DIAGNOSTIC, PA		1			1
CAREHERE HUDSON BAY			1	100%	1
HARDIN HEALTH INC		1			1
ALTA BATES SUMMIT MEDICAL CENTER CLINICAL LAB			1	100%	1
HOMELAND CENTER		1			1
Accordius Health at Gastonia			1	100%	1
WALGREENS #15291		1			1
Broomall Manor		1			1
PRIME CARE FAMILY MEDICINE			1	100%	1
Kroger 527 - The Little Clinic Hwy 70 S.		1			1

COVID-19: testing by laboratory

Data through Feb 17, 2021 verified as of Feb 18, 2021 at 09:25 AM

Data in this report are provisional and subject to change.

The numbers in the table below represent the number of Florida and non-Florida residents for whom test results were received by the Department of Health. A person can be tested by more than one laboratory and can have both positive and negative results. **Therefore, the sum of the numbers in each column will be larger than the total number of people tested.**

Reporting lab	Inconclusive	Negative	Positive	Percent positive	Total
Sunnybrook Rehabilitation Center			1	100%	1
TRUCARE LIVING CENTERS - SELMA			1	100%	1
HOLYOKE MEDICAL CENTER			1	100%	1
HEALTH NETWORK			1	100%	1
SEWALLS POINT PHARMACY INC			1	100%	1
CLINTON DRUG STORE		1			1
PCR DIAGNOSTICS			1	100%	1
ANDREWS			1	100%	1
CLINICAL LABORATORY DEPARTMENT			1	100%	1
GATEWAY LABORATORIES		1			1
HANCOCK REGIONAL HOSPITAL		1			1
Kroger 539 - The Little Clinic Memorial Blvd.		1			1
CLARKSVILLE MANOR INC		1			1
THYROID SPECIALTY LABORATORY			1	100%	1
MARYWOOD HEIGHTS		1			1
NEW ULM MEDICAL CENTER			1	100%	1
PREVENTIVE CARDIOLOGY AND INTERNAL MEDICINE ASSOCI			1	100%	1
MICROBIOLOGY DEPARTMENT			1	100%	1
Henry County Health and Rehabilitation		1			1
BASCOM PALMER EYE INSTITUTE			1	100%	1
DORA HOME CARE			1	100%	1
PALMA CEIA MED GROUP-SWANN		1			1
WAYNE COUNTY PUBLIC HEALTH		1			1
METHODISM MIDLOTHIAN MEDICAL CENTER			1	100%	1
CHILDRENS HEALTHCARE CTE OF NORTHERN		1			1
FAIRFIELD MEDICAL CENTER			1	100%	1
AMERICAN DRUG TESTING LAB LLC			1	100%	1
BLUFFTON HEALTH CENTER			1	100%	1
ADVANCE GASTROENTEROLOGY			1	100%	1
ELITE MEDICAL LABORATORY SOLUTIONS LLC			1	100%	1
1ST MED DOTHAN			1	100%	1
Kroger 777 - The Little Clinic Shelbyville		1			1
ST JOHNS MEDICAL CENTER		1			1
ARBOR DIAGNOSTICS, INC		1			1
Walgreens #5421		1			1
NEMOURS CHILDRENS URGENT CARE			1	100%	1
KANA MEDICAL			1	100%	1
Riverside Nursing & Rehabilitation Center		1			1
CVS TX7603POCT SAGINAW		1			1
Bolingreen Health and Rehabilitation		1			1
SHANNON MEDICAL CENTER			1	100%	1
CLIFTON-FINE HOSPITAL LABORATORY		1			1
SUNY AT STONY BROOK			1	100%	1
PROVIDENCE HOSPITAL			1	100%	1
PASCO COUNTY HEALTH DEPARTMENT			1	100%	1
ST JOHN'S MEDICAL CENTER, TETON VILLAGE			1	100%	1
Glen Oaks Health and REhabilitation		1			1

COVID-19: testing by laboratory

Data through Feb 17, 2021 verified as of Feb 18, 2021 at 09:25 AM

Data in this report are provisional and subject to change.

The numbers in the table below represent the number of Florida and non-Florida residents for whom test results were received by the Department of Health. A person can be tested by more than one laboratory and can have both positive and negative results. **Therefore, the sum of the numbers in each column will be larger than the total number of people tested.**

Reporting lab	Inconclusive	Negative	Positive	Percent positive	Total
PARKWAY REGIONAL MEDICAL CENTER LAB			1	100%	1
CLINICAL MICROBIOLOGY LAB FAIRVIEW UNIVERSITY HOSPITAL			1	100%	1
MEDEXPRESS URGENT CARE - LINCOLN		1			1
LAB. CORP. OF AMERICA			1	100%	1
HOSPICE OF MARION COUNTY INC			1	100%	1
ADVENTHEALTH MEDICAL GROUP ADULT AND SENIOR HEALTH			1	100%	1
HIGHLANDS CLINICAL LABORATORY			1	100%	1
Birmingham Nursing and Rehabilitation East LLC		1			1
Kroger 672 - The Little Clinic Bill Kennedy & Glenwood		1			1
J F K PEDIATRICS			1	100%	1
BRONSON METHODIST HOSPITAL			1	100%	1
TILLAMOOK COUNTY GENERAL HOSPITAL LAB		1			1
VELOCITY URGENT CARE - REDMILL			1	100%	1
TALLAHASSEE DIALYSIS		1			1
Villa Maria			1	100%	1
DOCTORS MEMORIAL HOSP HOME HEALTH CARE		1			1
Oak Hill Health & Rehabilitation Center			1	100%	1
ALLIED PEDIATRICS & FAMILY MEDICINE			1	100%	1
INNOVATIVE HEALTH DIAGNOSTIC OF CALIFORNIA			1	100%	1
STEPHENS COUNTY HOSPITAL			1	100%	1
MORNINGSIDE NURSING AND REHABILITATION		1			1
MIAMI CHILDRENS HOSPITAL MIDTOWN OUTPATIENT CENTER			1	100%	1
TMH PHYSICIAN PARTNERS WAKULLA			1	100%	1
Hawthorne House		1			1
WEST CARVER MEDICAL ASSOCIATES		1			1
FAMILY MEDICAL CENTERS			1	100%	1
Kroger 099 - The Little Clinic Fort Collins		1			1
FLORIDA HOSPITAL TRANSPLANT CENTER		1			1
OXY-GENLAB			1	100%	1
CVS OH4359POCT HUDSON		1			1
CONCENTRA - TAMPA EAST		1			1
RM PHARMACY SERVICES INC		1			1
KIDSVILLE PEDIATRICS IV PA		1			1
CONVENIENT MEDICAL AND HEALTH SERVICES			1	100%	1
NORTH CAROLINA STATE LABORATORY OF PUBLIC HEALTH, SPECTRUM LAB NETWORK			1	100%	1
CVS OH6164POCT DELAWARE		1			1
CROZER-CHESTER MEDICAL CENTER			1	100%	1
LYSTER MAIN LAB, FT RUCKER		1			1
Brio of Johnston		1			1
WEILL CORNELL MEDICAL ASSOCIATES - EAST SIDE		1			1
LAS PALMAS MEDICAL CENTER			1	100%	1
CVS CA9823POCT SACRAMENTO		1			1
NORTH OKALOOSA CLINIC CORP		1			1
COLONIAL MEDICAL CENTER-EAST ORLANDO			1	100%	1
SOMA MEDICAL CENTER PA #3 PALOMINO			1	100%	1
BELLMORE PEDIATRICS		1			1
INDIGO PALMS			1	100%	1

COVID-19: testing by laboratory

Data through Feb 17, 2021 verified as of Feb 18, 2021 at 09:25 AM

Data in this report are provisional and subject to change.

The numbers in the table below represent the number of Florida and non-Florida residents for whom test results were received by the Department of Health. A person can be tested by more than one laboratory and can have both positive and negative results. **Therefore, the sum of the numbers in each column will be larger than the total number of people tested.**

Reporting lab	Inconclusive	Negative	Positive	Percent positive	Total
CAROLINAS HEALTHCARE SYSTEM LAB			1	100%	1
CVS HEALTH, #5962		1			1
EXCEL URGENT CARE OF NJ, LLC		1			1
PENNY PEDIATRICS		1			1
CVS PA371POCT PHILADELPHIA		1			1
CLERMONT HEALTH DEPARTMENT			1	100%	1
PROMUS DIAGNOSTICS, LLC			1	100%	1
RED BUG LAKE ROAD OVIEDO COVID			1	100%	1
Good Samaritan Society-Atkinson		1			1
DEVLAB, LLC			1	100%	1
YOUR KIDS URGENT CARE			1	100%	1
BHA TITUSVILLE CLINIC			1	100%	1
NULEASE MEDICAL SOLUTIONS			1	100%	1
Oakview Manor Health and Rehab		1			1
MID-SOUTH URGENT CARE, PLLC			1	100%	1
UMMC MIDTOWN CAMPUS			1	100%	1
MEDEXPRESS URGENT CARE - CABOT			1	100%	1
THE HEART HOSPITAL BAYLOR PLANO			1	100%	1
Florence Nursing and Rehabilitation Center		1			1
PUBLIC HEALTH LABORATORIES			1	100%	1
LONGWOOD FAMILY MEDICINE			1	100%	1
ROSE MEDICAL CENTER LAB			1	100%	1
CHP COVID-19 (TX)			1	100%	1
EAST END PEDIATRICS		1			1
TRIPLE O RESEARCH INSTITUTE PA			1	100%	1
IDAHO HEALTH DEPARTMENT			1	100%	1
LAMARQUE DIALYSIS			1	100%	1
FAMILY PRACTICE ASSOCIATES		1			1
CARENOW URGENT CARE-HENDERSONVILLE		1			1
MYCLINIC, INC			1	100%	1
ADVENTHEALTH MEDICAL GROUP COMMUNITY MEDICINE			1	100%	1
Kroger 444 - The Little Clinic Dent		1			1
RIVERTON CBOC			1	100%	1
Crowne Health Care of Mobile		1			1
REGIONAL MED CTR BAYONET POINT			1	100%	1
BAYSHORE DIALYSIS			1	100%	1
Elm Crest Senior Living Community		1			1
CACERES SPECIALIZED GYNECOLOGY		1			1
Essex Center for Rehabilitation and Healthcare		1			1
PSL JAX BEACH OPERATIONS LLC			1	100%	1
KINGWOOD EMERGENCY HOSPITAL			1	100%	1
PINELLAS CHD - CLEARWATER			1	100%	1
BIOLOGICAL AND CHEMICAL EMERGENCIES LABORATORY			1	100%	1
OMNI HEALTHCARE INC			1	100%	1
Sage Bluff Health & Rehabilitation Center		1			1
DE TAR HOSPITAL			1	100%	1
HACKENSACK UNIVERSITY MEDICAL CENTER		1			1

COVID-19: testing by laboratory

Data through Feb 17, 2021 verified as of Feb 18, 2021 at 09:25 AM

Data in this report are provisional and subject to change.

The numbers in the table below represent the number of Florida and non-Florida residents for whom test results were received by the Department of Health. A person can be tested by more than one laboratory and can have both positive and negative results. **Therefore, the sum of the numbers in each column will be larger than the total number of people tested.**

Reporting lab	Inconclusive	Negative	Positive	Percent positive	Total
Troy Center for Rehabilitation & Nursing		1			1
DORAL KIDNEY CENTER			1	100%	1
VA OPTOMETRY CLINIC			1	100%	1
KEY WEST BRANCH MEDICAL CLINIC			1	100%	1
PHYSICIAN ASSOCIATES, LLC			1	100%	1
American Fork Care Center dba Heritage Care Center		1			1
COLLINS NURSING HOME		1			1
Vista Park			1	100%	1
EXPRESS CARE OF OCALA			1	100%	1
CVS TX8322POCT AUSTIN		1			1
HUDSON REGIONAL HOSPITAL			1	100%	1
SCHUYLER HOSPITAL		1			1
DOYLESTOWN HOSPITAL			1	100%	1
Waycross Health and Rehabilitation		1			1
CVS MINUTE CLINIC #5836		1			1
BOCA RATON REGIONAL HOSPITAL		1			1
KIOSK MEDICINE KENTUCKY LLC		1			1
CVS IN8669POCT INDIANAPOLIS		1			1
HIDALGO FAMILY CLINIC			1	100%	1
CVS TX7675POCT RED OAK			1	100%	1
ADVENTHEALTH HOME CARE WATERMAN			1	100%	1
Mountain City Care and Rehabilitation Center		1			1
MINUTECLINIC DIAGNOSTIC OF NEW MEXICO LLC #7552		1			1
HEALTH FIRST MEDICAL GROUP LLC			1	100%	1
Walgreens #3049		1			1
SARHA DOCTORS CENTER			1	100%	1
Parkside Manor		1			1
ARLINGTON ADULT RESIDENTIAL FACILITY, INC			1	100%	1
MEMORIAL HERMANN SOUTHWEST HOSPITAL			1	100%	1
MEDAC AT PORTERS NECK			1	100%	1
Kroger 618 - The Little Clinic Trail Creek Village		1			1
OCEAN MEDICAL CENTER		1			1
Medicalodges Neosho			1	100%	1
SHAW MEDICAL GROUP LLC			1	100%	1
Signature Healthcare of Palm Beach			1	100%	1
CLEVELAND HEARTLAB			1	100%	1
SIGNATURE CARE MIDLAND			1	100%	1
ABSOLUTE QUICK CARE			1	100%	1
MINUTECLINIC DIAGNOSTIC OF KANSAS, PC		1			1
MD NOW MEDICAL CENTERS, INC			1	100%	1
FIT4LIFE MEDICAL CENTER			1	100%	1
HIGHLAND PARK LAKEWOOD PRESTON HOLLOW			1	100%	1
Altenheim Senior Living		1			1
GADSDEN FAMILY PRACTICE		1			1
MEDICAL EXAMINERS OFFICE, LEESBURG			1	100%	1
GENEVA FAMILY HEALTH			1	100%	1
CONSOLIDATED			1	100%	1

COVID-19: testing by laboratory

Data through Feb 17, 2021 verified as of Feb 18, 2021 at 09:25 AM

Data in this report are provisional and subject to change.

The numbers in the table below represent the number of Florida and non-Florida residents for whom test results were received by the Department of Health. A person can be tested by more than one laboratory and can have both positive and negative results. **Therefore, the sum of the numbers in each column will be larger than the total number of people tested.**

Reporting lab	Inconclusive	Negative	Positive	Percent positive	Total
MELBOURNE URGENT CARE			1	100%	1
TMH URGENT CARE CENTER			1	100%	1
HOUSTON MEDICAL CENTER			1	100%	1
Melbourne Terrace Rehabilitation Center			1	100%	1
SPECIALTY DRUG TESTING			1	100%	1
SKY LAKES MEDICAL CENTER		1			1
MEMORIAL SATILLA HEALTH			1	100%	1
MY WELLNESS EXPRESS			1	100%	1
ASHLEY PEDIATRICS DAY & NIGHT CLINIC			1	100%	1
JOHN PETER SMITH HOSPITAL- OB TRIAGE			1	100%	1
PALMETTO CHARTER SCHOOL		1			1
SOMA MEDICAL CENTER PA #3 GREENACRES			1	100%	1
Consulate Health Care of Tallahassee			1	100%	1
Piqua Manor		1			1
MEDCARE QUALITY MEDICAL CENTER LLC			1	100%	1
MEMORIAL HOSPITAL LOS BANOS			1	100%	1
ALABAMA REFERENCE LAB			1	100%	1
NEW RIVER HEALTH DISTRICT			1	100%	1
Orange City Nursing and Rehab Center			1	100%	1
MARTIN LUTHER KING RENAL INSTITUTE			1	100%	1
MARYLAND DEPARTMENT OF HEALTH AND MENTAL HYGIENE			1	100%	1
MEDEXPRESS URGENT CARE - WICHITA, N MAIZE RD		1			1
Juniper Village at Bucks County		1			1
PROVIDENCE PORTLAND MEDICAL CENTER		1			1
SOUTH DADE NURSING & REHABILITATION CENTER			1	100%	1
FIRST PHYSICIANS GROUP - LORRAINE CORNERS		1			1
NEMOURS CHILDREN'S PRIMARY CARE			1	100%	1
GOOD SAMARITAN HOSPITAL			1	100%	1
ARTESIAN HOME		1			1
CENTRAL FLORIDA INTERNAL OCCUPATIONAL AND		1			1
CVS CA9803POCT RIVERSIDE		1			1
Kroger 101 - The Little Clinic Hill Top		1			1
CHC			1	100%	1
SEATTLE-KING COUNTY			1	100%	1
AVON PARK CLUSTER		1			1
WHEATON FRANCISCAN LABORATORY			1	100%	1
ENCORE AT BOCA RATON, THE			1	100%	1
LONESTAR 24HRER MANAGEMENT LLC DBA LONESTAR 24HRER			1	100%	1
TMH PHYSICIAN PARTNERS QUINCY			1	100%	1
ENT AND ALLERGY ASSOCIATES OF FLORIDA, LLC			1	100%	1
DAVITA DIALYSIS-NORTH			1	100%	1
ENCOMPASS HEALTH HOME HEALTH		1			1
WALGREENS NO 10512			1	100%	1
EVANS FAMILY CARE PA			1	100%	1
SILVERMAN			1	100%	1
THE INTERNAL MEDICAL GROUP		1			1
PHYSICIANS URGENT CARE			1	100%	1

COVID-19: testing by laboratory

Data through Feb 17, 2021 verified as of Feb 18, 2021 at 09:25 AM

Data in this report are provisional and subject to change.

The numbers in the table below represent the number of Florida and non-Florida residents for whom test results were received by the Department of Health. A person can be tested by more than one laboratory and can have both positive and negative results. **Therefore, the sum of the numbers in each column will be larger than the total number of people tested.**

Reporting lab	Inconclusive	Negative	Positive	Percent positive	Total
DR PHILLIPS CENTER FOR WELLNESS		1			1
LIFE CARE CENTER OF HILTON HEAD		1			1
H/L of WEst AShley Rhability and Nursing Center		1			1
LOUISIANA STATE LAB			1	100%	1
MERCY MEDICAL CENTER INC			1	100%	1
URGENT DOC -NACOGODOCHES CLINIC			1	100%	1
MEDEXPRESS URGENT CARE - BENTON		1			1
DEVLIN MANOR NURSING AND REHABILITATION		1			1
SMITH KLINE			1	100%	1
WALMART PHARMACY 10-4554		1			1
ALLEGHENY GENERAL HOSPITAL			1	100%	1
Crisp Regional Nursing and Rehab Center		1			1
URGENT CARE CENTER OF PORT ORANGE LLC			1	100%	1
ANY LAB TEST NOW JACKSONVILLE		1			1
YUMA REGIONAL MEDICAL CENTER			1	100%	1
FAMILY PRACTICE OF CENTRAL FLORIDA PA			1	100%	1
HIGHLAND LABORATORY			1	100%	1
WALKIN MEDICAL URGENT CARE,NEW CITY			1	100%	1
ST JOSEPHS CHILDRENS HOSPITAL PEDI TRANSPORT			1	100%	1
POUDRE VALLEY HOSPITAL			1	100%	1
HIGH DESERT COURT GROUP HOME			1	100%	1
WALGREENS #5130			1	100%	1
Washington County Nursing H0me			1	100%	1
ADVANCED MEDICAL LABORATORIES (AML)			1	100%	1
TAYLOR COUNTY HEALTH DEPARTMENT			1	100%	1
Remarkable Healthcare Dallas			1	100%	1
FLORIDA DEPARTMENT OF HEALTH PALM BEACH COUNTY			1	100%	1
FLORIDA EPIDEMIOLOGY PROGRAM			1	100%	1
QUALITY LAB			1	100%	1
MEDICAL ASSOCIATES OF THE SHOALS		1			1
Fairhaven Retirement Community		1			1
PUBLIX PHARMACY #0332		1			1
MEDEXPRESS URGENT CARE - DANVILLE		1			1
SISTERS MISSION			1	100%	1
SMITH			1	100%	1
MEDERI CARETENDERS VS OF SE FL LLC DBA			1	100%	1
WALGREENS #06025		1			1
WELLCARE URGENT CARE			1	100%	1
CAH ACQUISITION COMPANY 11 LLC			1	100%	1
ADVANCE HEALTH AND WELLNESS SOLUTIONS			1	100%	1
WESTOX LABS		1			1
GOOD PEDIATRICS			1	100%	1
AESTHETIC PHYSICIANS PC			1	100%	1
MINUTE-CLINIC DIAGNOSTIC OF VIRGINIA, LLC #3949		1			1
SC-GA2018 THE RIDGE REHABILITATION & H		1			1
VANAJA SUREDDI MD PA			1	100%	1
LOGAN COUNTY HOSPITAL			1	100%	1

COVID-19: testing by laboratory

Data through Feb 17, 2021 verified as of Feb 18, 2021 at 09:25 AM

Data in this report are provisional and subject to change.

The numbers in the table below represent the number of Florida and non-Florida residents for whom test results were received by the Department of Health. A person can be tested by more than one laboratory and can have both positive and negative results. **Therefore, the sum of the numbers in each column will be larger than the total number of people tested.**

Reporting lab	Inconclusive	Negative	Positive	Percent positive	Total
DOCTORS HOSPITAL OF LAREDO			1	100%	1
OCALA RKC EAST HEMO #1			1	100%	1
MEDEXPRESS URGENT CARE - BECKLEY		1			1
Brown Memorial Home		1			1
PANCARE HEALTH - BRUCE			1	100%	1
CARING PROFESSIONAL HEALTH CARE LLC		1			1
STANDIFER PLACE		1			1
TIMPANOGOS REGIONAL HOSPITAL			1	100%	1
CVS TN4624POCT KNOXVILLE			1	100%	1
THE MEDICAL CENTER			1	100%	1
MARTIN HEALTH PHYSICIAN GROUP			1	100%	1
WORKFORCE HEALTH DEPARTMENT			1	100%	1
LANGLEY DIALYSIS			1	100%	1
CVS CA9497POCT IRVINE		1			1
MEDICAL LIFE-INC GUIDEWELL EMERGENCY MEDICINE			1	100%	1
GENESIS HEALTH SYSTEM			1	100%	1
LANTANA HC LAB			1	100%	1
SHRIVERS PHARMACY AND WELLNESS CENTER			1	100%	1
Mayfair Village Nursing Care Center		1			1
GWINNETT MEDICAL CENTER			1	100%	1
FIVE STAR PREMIER RESIDENCES OF POMPANO BEACH			1	100%	1
CVS PA1193POCT JENKINTOWN		1			1
CHAMBREL AT PINECASTLE			1	100%	1
LAKE SUCCESS EXTENDED CARE		1			1
MID-FLORIDA PATHOLOGY LLC		1			1
ATHENS MEDICAL CENTER			1	100%	1
CARSON NURSING AND REHABILITATION CENTER		1			1
MARLBORO URGENT CARE		1			1
SOUTH TEXAS HEALTH SYSTEM ER - WARE ROAD			1	100%	1
SUN CITY DIAGNOSTIC CENTER			1	100%	1
DEPT OF VA MEDICAL CENTER - MIAMI			1	100%	1
WELLINGTON WEST 100176			1	100%	1
LAREDO EMERGENCY ROOM			1	100%	1
DEVITA		1			1
NORTHSIDE FAMILY MEDICINE AND URGENT CARE (HOLLY SPRINGS)		1			1
HELIX URGENT CARE			1	100%	1
ALL PRO ORTHOPEDICS & SPORTS MEDICINE, PA			1	100%	1
DAYTONA BEACH CENTRA CARE			1	100%	1
WAKE FOREST MEDICAL CENTER LABORATORY			1	100%	1
Kroger 588 - The Little Clinic Thompsons Station		1			1
SHERIDAN AT HOBE SOUND, THE			1	100%	1
SYNAPSE ANALYTICAL LABS		1			1
EXACCARE KINGSTON, LLC			1	100%	1
CHRISTIANA HOSPITAL		1			1
PALOMAR MEDICAL CENTER			1	100%	1
FRESENIUS KIDNEY CARE FORT WALTON BEACH			1	100%	1
NABI		1			1

COVID-19: testing by laboratory

Data through Feb 17, 2021 verified as of Feb 18, 2021 at 09:25 AM

Data in this report are provisional and subject to change.

The numbers in the table below represent the number of Florida and non-Florida residents for whom test results were received by the Department of Health. A person can be tested by more than one laboratory and can have both positive and negative results. **Therefore, the sum of the numbers in each column will be larger than the total number of people tested.**

Reporting lab	Inconclusive	Negative	Positive	Percent positive	Total
GAMMA HEALTHCARE, INC		1			1
SAINT PETE MRI			1	100%	1
MAHONEY PEDIATRICS PA			1	100%	1
CHATSWORTH ASSISTED LIVING COMMUNITY AT PGA NATIONAL			1	100%	1
WILMINGTON NURSING AND REHAB			1	100%	1
HSRE-ASL CASSELBERRY TRS, LLC			1	100%	1
SAINT ALPHONSUS REGIONAL MEDICAL CENTER			1	100%	1
MINUTE CLINIC DIAGNOSTIC MED GRP OF CA		1			1
CVS NE8616POCT LINCOLN		1			1
SMA BEHAVIORAL HEALTH SERVICES INC		1			1
FAMILY MEDICAL CLINIC KENDALL LLC			1	100%	1
AMERICAN LAB LLC		1			1
TITUSVILLE TOWERS ASSISTED LIVING		1			1
Kroger 006 - The Little Clinic Uintah Gardens		1			1
CVS NV5942POCT LAS VEGAS		1			1
COASTAL PEDIATRICS LLC			1	100%	1
WESTON COUNTY HEALTH SERVICES			1	100%	1
SPRINGBROOK HOSPITAL			1	100%	1
HALE KUPUNA HERITAGE HOME		1			1
Kroger - KRO03400316			1	100%	1
NEW MILFORD HOSPITAL			1	100%	1
NEMOURS CHILDREN'S PRIMARY CARE			1	100%	1
LIFEGUARD AMBULANCE SERVICE LLC - BAY COUNTY			1	100%	1
Fairview			1	100%	1
Ashland Place Health and Rehabilitation, LLC		1			1
TRINITY DIALYSIS			1	100%	1
TEMPUS_LABS			1	100%	1
BORINQUEN HEALTH CENTER			1	100%	1
BETHESDA HOSPITAL			1	100%	1
EPIC CARE PHARMACY		1			1
SV MOBILE HEALTH			1	100%	1
VIRGINIA UROLOGY		1			1
SHP WESTCHESTER LLC		1			1
Sevierville Health and Rehabilitation		1			1
ANTHONY-BROWN PHARMACY		1			1
USCG AIR STATION CLEARWATER CLINIC			1	100%	1
CVS RI326POCT NORTH SMITHFIELD		1			1
GULF COUNTY HEALTH DEPARTMENT			1	100%	1
Gulf Coast health and Rehabilitation, LLC		1			1
BREVARD COUNTY JAIL			1	100%	1
WALGREENS # 12338		1			1
GREATER TAMPA AT HOME			1	100%	1
HELIX BIOMEDICS LLC			1	100%	1
Buena Vista Care Center		1			1
JACK M MATHENY II MD			1	100%	1
IVY CREEK HEALTHCARE & WELLNESS CENTRE			1	100%	1
VANDERBILT UNIVERSITY MEDICAL CENTER			1	100%	1

COVID-19: testing by laboratory

Data through Feb 17, 2021 verified as of Feb 18, 2021 at 09:25 AM

Data in this report are provisional and subject to change.

The numbers in the table below represent the number of Florida and non-Florida residents for whom test results were received by the Department of Health. A person can be tested by more than one laboratory and can have both positive and negative results. **Therefore, the sum of the numbers in each column will be larger than the total number of people tested.**

Reporting lab	Inconclusive	Negative	Positive	Percent positive	Total
MID-FLORIDA CANCER CENTERS		1			1
MAINE HEALTH AND ENVIRONMENTAL TESTING LABORATORY			1	100%	1
BEST CARE COMMUNITY AND FAMILY HEALTH CENTER INC			1	100%	1
FORT LOUDOUN PRIMARY CARE		1			1
UHEALTH CARDIOLOGY			1	100%	1
CALIFORNIA PUBLIC HEALTH LABORATORY			1	100%	1
Walgreens #9890		1			1
Caldwell Care		1			1
INHEALTH LIFE SCIENCES LLC			1	100%	1
TALLAHASSEE VA OPC			1	100%	1
KIDSVILLE PEDIATRICS III PA			1	100%	1
CULVER CITY URGENT CARE			1	100%	1
ONSLOW COUNTY HEALTH DEPARTMENT			1	100%	1
Wedgewood Manor		1			1
Freedom Pointe at The Villages			1	100%	1
CYPRESS CREEK DIALYSIS CTR			1	100%	1
NORTHEAST GEORGIA HEALTH SYSTEM			1	100%	1
KEY BISCAYNE PEDIATRIC ASSOCIATES INC			1	100%	1
AUTUMN HOUSE			1	100%	1
MED CHOICE CENTER OF NORTH MIAMI			1	100%	1
REHABILITATION CENTER OF SOUTH GEORGIA		1			1
MEDICAL CLINIC OF HOUSTON			1	100%	1
BAPTIST HEALTH MEDICAL PLAZA			1	100%	1
ST. LUKES HOSPITAL			1	100%	1
UNIVERSITY OF MARYLAND PATHOLOGY ASSOCIATES			1	100%	1
Jersey City Medical Center		1			1
CLINICAL CARE, INC			1	100%	1
THE HOSPITALS OF PROVIDENCE EMERGENCY ROOM			1	100%	1
CLEVELAND CLINIC FLORIDA WAIVED			1	100%	1
NEW YORK STATE DEPARTMENT OF HEALTH			1	100%	1
Fulton County Medical Center Long Term Care			1	100%	1
CIRRUS DX			1	100%	1
CEPERO PEDIATRICS PA			1	100%	1
PLEASANT RIDGE MANOR WEST		1			1
GSM OCED Subsection			1	100%	1
PALM BEACH DIGESTIVE ASSOCIATES			1	100%	1
MINUTE CLINIC LLC #1909		1			1
HEARTLAND OF ZEPHYRHILLS FL, LLC			1	100%	1
SILVER SPRINGS SHORES DIALYSIS			1	100%	1
OHSU LABORATORY SERVICES		1			1
HATLEY HEALTH CARE, INC		1			1
BAPTIST HOSPITAL EAST			1	100%	1
CVS MA1006POCT BROCKTON		1			1
Kroger - KRO01100688			1	100%	1
CONTINENTAL HOME HEALTH CARE INC			1	100%	1
MISSISSIPPI VALLEY REGIONAL BLOOD CENTER			1	100%	1
CONNECTICUT PEDIATRICS @ CHC		1			1

COVID-19: testing by laboratory

Data through Feb 17, 2021 verified as of Feb 18, 2021 at 09:25 AM

Data in this report are provisional and subject to change.

The numbers in the table below represent the number of Florida and non-Florida residents for whom test results were received by the Department of Health. A person can be tested by more than one laboratory and can have both positive and negative results. **Therefore, the sum of the numbers in each column will be larger than the total number of people tested.**

Reporting lab	Inconclusive	Negative	Positive	Percent positive	Total
ST MARY'S OF SAGINAW		1			1
ATRIA TAMARAC			1	100%	1
HEALTH GUAGE			1	100%	1
Community Care Center of Heritage House, LLC			1	100%	1
FAITH FAMILY PRACTICE			1	100%	1
BERKSHIRE MEDICAL CENTER			1	100%	1
Rehab Select of Talladega		1			1
Raleigh Center (WV)			1	100%	1
PREMIUM HOME HEALTH CARE INC			1	100%	1
LAKE VIEW COURT		1			1
MORSELIFE HOME CARE INC			1	100%	1
US LABORATORIES			1	100%	1
BRISTOL REGINAL MEDICAL CENTER			1	100%	1
VERITAS GENETICS, INC.			1	100%	1
MEDEXPRESS URGENT CARE - RUSSELLVILLE, W MAIN ST		1			1
CHRISTUS SPOHN HOSPITAL			1	100%	1
Alden North Shore			1	100%	1
AURORA CONSOLIDATED LABORATORY			1	100%	1
Kroger 705 - The Little Clinic Richmond		1			1
MEDIPLUS CLINIC, INC			1	100%	1
PAUL C SCHWARTZ & MELVIN L WEIDMAN		1			1
A.G. Rhodes		1			1
CONSULATE HEALTH CARE OF VERO BEACH			1	100%	1
MEMORIAL HOSPITAL OF TAMPA			1	100%	1
MEDEXPRESS URGENT CARE - CONWAY		1			1
Riviera Health Resort		1			1
BLOSSOMS ASSISTED LIVING 1 LLC			1	100%	1
SOPHIA MEDICAL ASSOCIATES, PC			1	100%	1
HEALTHPLUS			1	100%	1
Beth Sholom Home of Eastern Virginia			1	100%	1
LabCorp L#09258295 M#09258285			1	100%	1
INNOVATIVE CARE II LLC			1	100%	1
SOUTHERN FAMILY HEALTH			1	100%	1
ATMORE COMMUNITY HOSPITAL			1	100%	1
OMNICARE PHARMACY OF TEXAS 1, LP		1			1
ALLEGANY COUNTY DEPARTMENT OF HEALTH		1			1
The Center at Centennial			1	100%	1
Hillside Manor Rehabilitation and Extended Care Center		1			1
FLORIDA DIGESTIVE AND LIVER SPECIALISTS			1	100%	1
CITRUS DERMATOLOGY			1	100%	1
SAINT JOSEPHS HOSPITAL OF ATLANTA			1	100%	1
OUCH URGENT CARE			1	100%	1
EVENTIDE LUTHERAN HOME		1			1
CVS OH4300POCT STRONGSVILLE		1			1
KAISER PERMANENTE REGIONAL REFERENCE LABORATORY		1			1
VALLEY HOSPITAL MEDICAL CENTER		1			1
MULTICARE PHYSICIANS			1	100%	1

COVID-19: testing by laboratory

Data through Feb 17, 2021 verified as of Feb 18, 2021 at 09:25 AM

Data in this report are provisional and subject to change.

The numbers in the table below represent the number of Florida and non-Florida residents for whom test results were received by the Department of Health. A person can be tested by more than one laboratory and can have both positive and negative results. **Therefore, the sum of the numbers in each column will be larger than the total number of people tested.**

Reporting lab	Inconclusive	Negative	Positive	Percent positive	Total
CROSSROADS URGENT CARE PLLC		1			1
ADVENTHEALTH SENIOR CARE AT ORMOND			1	100%	1
EASTMAN HEALTHCARE & REHAB		1			1
CVS TX3292POCT WYLIE		1			1
ADVENTHEALTH MEDICAL GROUP UROLOGY AT EAST ORLANDO		1			1
Northern Nevada State Veterans Home		1			1
Heritage of Red Cloud		1			1
KENDALL PEDIATRICS PARTNERS LLC			1	100%	1
ADDINGTON PLACE EAST LAKE		1			1
ATLANTIS VISION CENTER			1	100%	1
MEDICAL ASSOCIATES OF CARTER		1			1
ROBERTS WESLEYAN COLLEGE HEALTH CENTE		1			1
CENTRAL FL INTERNAL MEDICINE ASSOCIATES LLC		1			1
Shelbyville Manor		1			1
San Antonio Residence and Rehabilitation Center		1			1
JACKSONVILLE VA OPC			1	100%	1
MEDEXPRESS URGENT CARE-BRENTWOOD		1			1
ADVANCED LABORATORY SERVICES			1	100%	1
FAU MEMORY & WELLNESS CENTER			1	100%	1
GENESIS MICROBIOLOGY LAB		1			1
ST FRANCIS MEDICAL CENTER			1	100%	1
NORTHWEST TEXAS HEALTHCARE SYSTEM,INC			1	100%	1
NONA MEDICAL ARTS		1			1
Arlington Care Center			1	100%	1
Bayou Vista Community Care Center			1	100%	1
ST.ELIZABETH HEALTH CENTER	1				1
CVS AZ7841POCT TUCSON		1			1
NEMOURS CHILDREN'S PRIMARY CARE OF VERO BEACH			1	100%	1
Autumn Care of Suffolk		1			1
Rockcastle Health and Rehab		1			1
ST ANTHONY COMMUNITY HOSPITAL LAB		1			1
Manor Care of Dallastown d/b/a ManorCare Health Services - Dallastown		1			1
CVS AZ9210POCT SCOTTSDALE		1			1
Summit Medical Group Morristown Oncology		1			1
PROGRESSIVE MEDICAL RESEARCH			1	100%	1
YOUTH HEALTH CENTER OF HUNTINGTON		1			1
MEDEXPRESS URGENT CARE - BENTONVILLE		1			1
MEDEXPRESS URGENT CARE - TOPEKA, SW WANAMAKER RD		1			1
Good Samaritan Society - Albion		1			1
CVS PA1074POCT KENNETT SQUARE		1			1
JPS HEALTH CENTER AT TRUE WORTH PLACE			1	100%	1
AVERA SACRED HEART HOSPITAL			1	100%	1
KETTERING MEDICAL CENTER			1	100%	1
ASSOCIATES IN INTERNAL MEDICINE PA			1	100%	1
OAKMONT EAST- GREENVILLE SC, LLC		1			1
SUNCOAST FAMILY MEDICAL ASSOCIATES			1	100%	1
Cornerstone at the Ranch		1			1

COVID-19: testing by laboratory

Data through Feb 17, 2021 verified as of Feb 18, 2021 at 09:25 AM

Data in this report are provisional and subject to change.

The numbers in the table below represent the number of Florida and non-Florida residents for whom test results were received by the Department of Health. A person can be tested by more than one laboratory and can have both positive and negative results. **Therefore, the sum of the numbers in each column will be larger than the total number of people tested.**

Reporting lab	Inconclusive	Negative	Positive	Percent positive	Total
VENETIAN GARDENS		1			1
Glenburn Home		1			1
VITAL CARE			1	100%	1
WESTEX URGENT CARE, PLLC			1	100%	1
CVS AZ10150POCT PHOENIX		1			1
Kroger 407 - The Little Clinic Lexington		1			1
DELAWARE DEPARTMENT OF HEATH			1	100%	1
CVS TX8351POCT BEAUMONT		1			1
Miller Health Care Center			1	100%	1
FREDERICK AVENUE GROUP HOME		1			1
MIAMI-DADE COUNTY HEALTH DEPT.		1			1
GALVESTON COUNTY HEALTH DISTRICT			1	100%	1
ST. MICHAEL'S ELITE HOSPITAL			1	100%	1
PINELLAS POINT NURSING AND REHAB CENTER			1	100%	1
PALM BEACH COUNTY SHERIFF OFFICE			1	100%	1
SELECT SPECIALTY HOSPITAL - ORLANDO SOUTH			1	100%	1
Accordius Health at Harrisonburg		1			1
ROCKLEDGE HEALTH & REHABILITATION CENTER			1	100%	1
UNIVERSITY PLACE NURSING CENTER		1			1
PHOEBE PRIMARY CARE CAMILLA			1	100%	1
EXPRESS LAB LIVINGSTON			1	100%	1
Orchid Cove at Naples			1	100%	1
CHATEAU MADELEINE - SENIOR LIVING & MEMORY CARE			1	100%	1
GENESIS HOME HEALTH CARE SERVICES OF			1	100%	1
TREASURE COAST MEDICAL CONCIERGE LLC			1	100%	1
PROGRESSIVE URGENT CARE, PC			1	100%	1
HARDIN MEMORIAL HOSPITAL - HEARTLAND PATHOLOGY CONSULTANTS			1	100%	1
ROSLYN INTERNAL MEDICINE		1			1
FLORIDA HEART AND VASCULAR MULTISPECIALTY GROUP PA			1	100%	1
LAB TEST KENDALL LLC		1			1
BAYLOR SCOTT & WHITE ALL SAINTS MEDICAL CENTER FT			1	100%	1
MEMORIAL HOSPITAL WEST			1	100%	1
SPORTS MEDICINE CLINIC - U OF WYOMING			1	100%	1
SANCHEZ CAZAU MEDICAL GROUP			1	100%	1
ARIZONA STATE LABORATORY			1	100%	1
BREVARD FAMILY WALK IN CLINIC			1	100%	1
Harris Hill Nursing Facility		1			1
HARTFORD HEALTH CARE & REHABILITATION			1	100%	1
Life Care Center of Paradise Valley		1			1
CMC MERCY LABORATORY			1	100%	1
PEDIATRIC PARTNERS ZEPHYRHILLS			1	100%	1
CITRUS HEALTH NETWORK INC			1	100%	1
PREMIER PEDIATRICS LLC			1	100%	1
AFC URGENT CARE CLEVELAND			1	100%	1
MID FLORIDA DERMATOLOGY ASSOCIATES PA			1	100%	1
WEST VIRGINIA LABORATORIES			1	100%	1
NHC HealthCare Anniston		1			1

COVID-19: testing by laboratory

Data through Feb 17, 2021 verified as of Feb 18, 2021 at 09:25 AM

Data in this report are provisional and subject to change.

The numbers in the table below represent the number of Florida and non-Florida residents for whom test results were received by the Department of Health. A person can be tested by more than one laboratory and can have both positive and negative results. **Therefore, the sum of the numbers in each column will be larger than the total number of people tested.**

Reporting lab	Inconclusive	Negative	Positive	Percent positive	Total
Kroger 596 - The Little Clinic Brentwood		1			1
BIODORON LABORATORIES			1	100%	1
LANGLADE			1	100%	1
Smg At Bridgewater Family Medicine		1			1
CLEVELAND CLINIC OUTPATIENT LABORATORY			1	100%	1
PM PEDIATRICS OF BAYSIDE, PLLC - RIVE		1			1
COMMUNITY MEDICAL CARE			1	100%	1
BROOKDALE AVONDALE (BU 04360)			1	100%	1
NEW HORIZON PRIMARY CARE LLC			1	100%	1
HOWELL BRANCH COURT			1	100%	1
PARK AVENUE DERMATOLOGY NORTH			1	100%	1
ELKTON TRANSITIONAL CARE CENTER		1			1
BAXTER REGIONAL MEDICAL CENTER			1	100%	1
SACRED HEART MEDICAL CENTER			1	100%	1
TWIN			1	100%	1
ADVENTHEALTH MEDICAL GROUP OBSTETRICS			1	100%	1
ARNOLD PALMER HOSPITAL LAB POCT		1			1
INTEGRATED GENETICS SEQUENOM		1			1
CIMA MEDICAL CENTER			1	100%	1
BASCOM PALMER-MICRO LAB			1	100%	1
GREYSTONE HOME HEALTH OF GREATER ORLANDO LLC		1			1
Metairie Healthcare Center			1	100%	1
RICHICHI FAMILY HEALTH			1	100%	1
LANCASHIRE HALL NURSING AND REHABILITATION CENTER		1			1
SOWAL HEALTH & DRUG			1	100%	1
GUIDEWELL EMERGENCY MEDICINE DOCTORS LLC #33			1	100%	1
Parkview Care Center			1	100%	1
VA SALT LAKE CITY HCS		1			1
ORMC-ARDEN/EOI			1	100%	1
Alden Lincoln Park			1	100%	1
MAJESTIC OAKS			1	100%	1
PASTEUR MEDICAL CENTER LLC		1			1
ALIMETRIX INC		1			1
PARTNERS IN PRIMARY CARE		1			1
Kroger 894 - The Little Clinic NEC		1			1
BAPTIST EMERGENCY HOSPITAL - KELLY			1	100%	1
GATEWAY FAMILY HEALTH CLINIC			1	100%	1
TRAVIS LEE THOMPSON MD			1	100%	1
COVE AT THE MARBELLA,THE			1	100%	1
Vibrallife of El Paso Rehabilitation Center			1	100%	1
WAYCROSS INTRTNAL MEDICINE			1	100%	1
METRO HEALTH HOSPITAL LABORATORY		1			1
WALGREENS #10308		1			1
Kroger 909 - The Little Clinic Hamilton			1	100%	1
CENTRAL JERSEY URGENT CARE OF EATONTOW		1			1
PATHOLOGYT & LAB MEDICINE SERVICES			1	100%	1
HOCHBERG LOWER SCHOOL		1			1

COVID-19: testing by laboratory

Data through Feb 17, 2021 verified as of Feb 18, 2021 at 09:25 AM

Data in this report are provisional and subject to change.

The numbers in the table below represent the number of Florida and non-Florida residents for whom test results were received by the Department of Health. A person can be tested by more than one laboratory and can have both positive and negative results. **Therefore, the sum of the numbers in each column will be larger than the total number of people tested.**

Reporting lab	Inconclusive	Negative	Positive	Percent positive	Total
PROFESSIONAL DIALYSIS CENTER			1	100%	1
JOHN D. ARCHBOLD MEMORIAL HOSPITAL			1	100%	1
Kroger 400 - The Little Clinic Hartley Bridge Rd			1	100%	1
NORTH MIAMI BEACH SURGICAL CENTER			1	100%	1
RAPID MEDLAB (002MO)		1			1
LAKE MARY DIALYSIS			1	100%	1
LEHIGH REGIONAL WOUND CENTER			1	100%	1
HUMC		1			1
LUMICO LIFE INSURANCE COMPANY		1			1
MEDCOR CORPORATE CLINIC			1	100%	1
EASTSIDE URGENT CARE			1	100%	1
MAYO CLINIC BEACHES PRIMARY CARE CTR		1			1
MINUTECLINIC, LLC #07876			1	100%	1
PATHOLOGY		1			1
CVS NV9586POCT RENO		1			1
BRIDGEWATER PARK ASSISTED LIVING LLC			1	100%	1
LOUNDY		1			1
TRIPLE O MEDICAL SERVICES INC			1	100%	1
DEPARTMENT OF HEALTH SERVICES			1	100%	1
DAUGHTERS OF SARAH NURSING CENTER		1			1
MOBILE INFIRMARY MEDICAL CENTER			1	100%	1
CVS AZ5026POCT MESA		1			1
Kroger - KR070600172		1			1
SUSAN F. WILLIAMS M.D., P.A.			1	100%	1
BARRINGTON TERRACE NAPLES			1	100%	1
GOSHEN MEDICAL CENTER			1	100%	1
NEW YORK PRESBYTERIAN HOSPITAL			1	100%	1
MINUTECLINIC DIAGNOSTICS OF OKLAHOMA		1			1
BICKERTON, DAWN		1			1
MINUTECLINIC # 21110			1	100%	1
Towne Manor West		1			1
PRINCIPLE DIAGNOSTICS LLC			1	100%	1
CLINICAL TRIALS OF TAMPA LLC		1			1
PINEVILLE PHARMACY			1	100%	1
SHARON REGIONAL MEDICAL CENTER			1	100%	1
THE CHILDREN'S HOSPITAL OF PHILADELPHIA		1			1
DIGNITY HEALING LLC			1	100%	1
ROAN MOUNTAIN MEDICAL CENTER			1	100%	1
NORTH SHORE HEMATOLOGY-ONCOLOGY ASSOCI		1			1
LAB PLUS, LLC			1	100%	1
CARENOW MIDTOWN			1	100%	1
HALIFAX HEALTH PRIMARY CARE			1	100%	1
ADVENT HEALTH - OWASA			1	100%	1
MINUTE CLINIC DIAGNOSTIC PA			1	100%	1
BAPTIST HOSPITAL LABORATORY			1	100%	1
MISSION HOSPITAL			1	100%	1
JASPER MEMORIAL HOSPITAL		1			1

COVID-19: testing by laboratory

Data through Feb 17, 2021 verified as of Feb 18, 2021 at 09:25 AM

Data in this report are provisional and subject to change.

The numbers in the table below represent the number of Florida and non-Florida residents for whom test results were received by the Department of Health. A person can be tested by more than one laboratory and can have both positive and negative results. **Therefore, the sum of the numbers in each column will be larger than the total number of people tested.**

Reporting lab	Inconclusive	Negative	Positive	Percent positive	Total
GENETIC TECHNOLOGICAL INNOVATIONS, LLC		1			1
MEDICAL CENTER			1	100%	1
Manor Care Health Care Services - Williamsport North		1			1
Kroger 753 - The Little Clinic Goss Avenue		1			1
MERITER LABORATORIES			1	100%	1
ORLANDO HEALTH MEDICAL GROUP			1	100%	1
441 URGENT CARE CENTER - BROWNWOOD			1	100%	1
SANFORD LABORATORIES WATERTOWN			1	100%	1
Community Compassion Center of Batesville			1	100%	1
BROOKSHIRE, THE			1	100%	1
Kroger 717 - The Little Clinic Dolphin Drive			1	100%	1
FLAGLER PROFESSIONAL HEALTH CARE SERVICES INC		1			1
RIVERSIDE MEDICAL CENTER		1			1
PANCARE HEALTH - CARR ELEM & MIDDLE SCHOOL			1	100%	1
Heartland of Perrysburg		1			1
Falmouth By The Sea			1	100%	1
MEDPOST - NORTH DALLAS			1	100%	1
Tremont Health & Rehabilitation Center		1			1
BAYCARE OUTREACH LAB WH SOUTH			1	100%	1
FLORIDA CLINICAL LABORATORY INC DBA			1	100%	1
SANTA MONICA CA-UCLA MC			1	100%	1
MEDEXPRESS URGENT CARE-MEADVILLE			1	100%	1
ST JOHNS EPISCOPAL HOSPITAL SOUTH SHORE		1			1
MAURY REGIONAL MEDICAL CENTER		1			1
CARESPOT - OCOEE			1	100%	1
Kroger 923 - The Little Clinic Centerville		1			1
ADVANTA LABS, LLC		1			1
NATION'S BEST CARE HOME HEALTH			1	100%	1
UT HEALTH RIO GRANDE VALLEY PRIMARY CARE AT			1	100%	1
AURORA HEALTH CARE METRO INC			1	100%	1
DOCTORS CARE – GREER		1			1
TMH PHYSICIAN PARTNERS			1	100%	1
ABINGTON MEMORIAL HOSPITAL			1	100%	1
NORTHEAST TEXAS DIALYSIS		1			1
MISSOURI DEPT. OF HEALTH			1	100%	1
CENTRAL FLORIDA HOSPITALIST			1	100%	1
UT MD ANDERSON CANCER CENTER-TUMOR MARKER LAB			1	100%	1
LAKELAND MEDICAL CENTER			1	100%	1
GREATER MIAMI DIALYSIS			1	100%	1
ELKHART GENERAL HOSPITAL			1	100%	1
FAMILY MEDICAL CENTRE			1	100%	1
DAYTONA BEACH DIALYSIS			1	100%	1
LSU MEDICAL CENTER			1	100%	1
AL MANI HEALTH INSTUTUTE		1			1
PRISMA HEALTH TUOMEY LABORATORY			1	100%	1
COLLIER BLVD HMA PHYSICIANS MANAGEMENT LLC			1	100%	1
ACCESS FAMILY CARE LLC			1	100%	1

COVID-19: testing by laboratory

Data through Feb 17, 2021 verified as of Feb 18, 2021 at 09:25 AM

Data in this report are provisional and subject to change.

The numbers in the table below represent the number of Florida and non-Florida residents for whom test results were received by the Department of Health. A person can be tested by more than one laboratory and can have both positive and negative results. **Therefore, the sum of the numbers in each column will be larger than the total number of people tested.**

Reporting lab	Inconclusive	Negative	Positive	Percent positive	Total
THEDACARE FAMILY MEDICINE GATEWAY			1	100%	1
MEDICAL CITY NORTH HILLS			1	100%	1
Kroger 419 - The Little Clinic Farmington/Exeter		1			1
TITUSVILLE REHABILITATION AND NURSING CENTER		1			1
SOLARIS HEALTHCARE PLANT CITY		1			1
CVS CA9715POCT THOUSAND OAKS		1			1
WEST PALM BEACH PHARMACEUTICALS LLC			1	100%	1
EASTGENE LABORATORIES		1			1
NEW SMYRNA BEACH AMBULATORY CARE CTR			1	100%	1
ISLAND NURSING HOME			1	100%	1
NORTH PALM CHIDRENS PHYSICIANS			1	100%	1
Crowne Place Assisted Living		1			1
GILBERT MEDICAL GROUP			1	100%	1
CARBON HEALTH			1	100%	1
USF PHYSICIANS GROUP			1	100%	1
Lynwood		1			1
Florence Home		1			1
2504-HOMEWOOD		1			1
EVERGREEN NURSING HOME		1			1
CENTRAL CAROLINA HOSPITAL			1	100%	1
Salem Hills Rehabilitation and Nursing Center		1			1
ELDER ALTERNATIVES INC			1	100%	1
CSL PLASMA LAB			1	100%	1
WESTCOAST FAMILY PRACTICE		1			1
FLORIDA HOSPITAL ORMOND BEACH			1	100%	1
NEW YORK UNIVERSITY MEDICAL CENTER			1	100%	1
COMMUNITY HOSPITALS INDIANAPOLIS			1	100%	1
Mercy Manor Transition Center			1	100%	1
CVS NE2741POCT LA VISTA		1			1
VALUE DRUGS GREENLAWN INC		1			1
RENOWN REGIONAL MEDICAL CENTER			1	100%	1
UNIVERSITY OF VERMONT MEDICAL CENTER			1	100%	1
MEDOR/ACC SYNCHRONY			1	100%	1
ALBANY MEDICAL CENTER			1	100%	1
FRANKLIN CBOC			1	100%	1
CVS NC2749POCT CONCORD		1			1
Kroger 410 - The Little Clinic Trinity		1			1
KNAPP MEDICAL GROUP			1	100%	1
Belvoir Woods Health Care Center at The Fairfax		1			1
Douglas County Health Center		1			1
Redwood Springs Healthcare			1	100%	1
BEAUMONT HOSPITAL, GROSSE POINTE			1	100%	1
GUTHRIE CORNING HOSPITAL LABORATORY		1			1
FELD ENTERTAINMENT			1	100%	1
Jacaranda Manor			1	100%	1
CVS AZ5477POCT SURPRISE		1			1
INFECTION CONTROL DEPT			1	100%	1

COVID-19: testing by laboratory

Data through Feb 17, 2021 verified as of Feb 18, 2021 at 09:25 AM

Data in this report are provisional and subject to change.

The numbers in the table below represent the number of Florida and non-Florida residents for whom test results were received by the Department of Health. A person can be tested by more than one laboratory and can have both positive and negative results. **Therefore, the sum of the numbers in each column will be larger than the total number of people tested.**

Reporting lab	Inconclusive	Negative	Positive	Percent positive	Total
CLEMENT MANOR HEALTH CENTER		1			1
PRIMARY AND URGENT CARE			1	100%	1
Oakland Nursing and Rehabilitation Center		1			1
CVS AZ10529POCT SCOTTSDALE		1			1
METROWEST MEDICAL CENTER - FRAMINGHAM			1	100%	1
HEALTHCARE FOR THE HOMELESS			1	100%	1
MOBILE MEDICAL CLINIC			1	100%	1
SYNERGENE LABORATORY			1	100%	1
MARYWOOD NURSING CARE CENTER		1			1
SWIFTCARE URGENT CARE, PLLC			1	100%	1
ENCOMPASS HEALTH REHABILITATION			1	100%	1
MID FLORIDA BIOLOGICALS			1	100%	1
WOOD COUNTY HEALTH DEPARTMENT			1	100%	1
MT SINA1 HOSPICE			1	100%	1
MEMORIALCARE LONG BEACH MEDICAL CENTER			1	100%	1
PREMIER PEDIATRICS			1	100%	1
NEW ERA COMMUNITY HEALTH CENTER LLC		1			1
BETHESDA ON TURKEY CREEK			1	100%	1
UMASS MEMORIAL MEDICAL CENTER, INC		1			1
OCALA REGIONAL DIALYSIS- NORTH			1	100%	1
Avera Sr. James Care Center		1			1
QUALITY CLINICAL LAB LLC			1	100%	1
ST VINCENT'S AMBULATORY CARE INC			1	100%	1
BHS PHYSICIAN NETWORK			1	100%	1
LEGACY AT HIGHWOODS PRESERVE		1			1
CRUSADER COMMUNITY HEALTH			1	100%	1
MED & CO INVESTMENT LLC		1			1
ASSOCIATES MD MEDICAL GROUP INC			1	100%	1
THOMAS HOSPITAL			1	100%	1
JP MORGAN CHASE HEALTH SERVICES			1	100%	1
ESOTERIC LAB			1	100%	1
CVS NH1004POCT SALEM			1	100%	1
NORTH SHORE MEDICAL CENTER - SALEM HOSPITAL			1	100%	1
CVS NC7057POCT SHELBY		1			1
Sherwood Oaks Health Center			1	100%	1
CVS SC2250POCT COLUMBIA		1			1
UNIVERSITY OF SOUTH FLORIDA			1	100%	1
VAULT MEDICAL SERVICES			1	100%	1
BAYMEADOWS PEDIATRIC CARE		1			1
PALM COAST DIALYSIS		1			1
CHI ST. LUKE'S HEALTH BCM MEDICAL CENTER			1	100%	1
RIVERSIDE REGIONAL MED CENTER			1	100%	1
UNIVERSITY OF NORTH CAROLINA HOSPITALS			1	100%	1
West Bay of Tampa Center			1	100%	1
MERCY HOME		1			1
ST. MARY MEDICAL CENTER		1			1
QLABS			1	100%	1

COVID-19: testing by laboratory

Data through Feb 17, 2021 verified as of Feb 18, 2021 at 09:25 AM

Data in this report are provisional and subject to change.

The numbers in the table below represent the number of Florida and non-Florida residents for whom test results were received by the Department of Health. A person can be tested by more than one laboratory and can have both positive and negative results. **Therefore, the sum of the numbers in each column will be larger than the total number of people tested.**

Reporting lab	Inconclusive	Negative	Positive	Percent positive	Total
Kroger 465 - The Little Clinic Oakley		1			1
Ohman Family Living at Holly Assisted Living		1			1
SACRED HEART HOSPITAL NURSING			1	100%	1
SPHERE DX			1	100%	1
LEHIGH PULMONARY ASSOCIATES			1	100%	1
SUREPOINT URGENT CARE PADRE ISLAND			1	100%	1
FAMILY MEDICAL CENTER		1			1
WYOMING COUNTY DEPARTMENT OF HEALTH		1			1
WEXFORD HEALTH SOURCES INC		1			1
NORTH FL SOUTH GA HCS-LAKE CITY			1	100%	1
POMPANO BEACH ARTIFICIAL KIDNEY CENTER			1	100%	1
			1	100%	1
SPINE & PAIN CONSULTANT PLLC		1			1
CENTRAL ALABAMA HEALTH CARE SYSTEM			1	100%	1
EAST RIDGE RETIREMENT VILLAGE INC		1			1
MD NOW URGENT CARE			1	100%	1
Kroger - KR003500568			1	100%	1
Princeton Place			1	100%	1
NORTH SHORE HEMATOLOGY-ONCOLOGY ASSOCIATES PC		1			1
SIGNATURE CARE MEMORIAL CITY			1	100%	1
SPEARE MEMORIAL HOSPITAL			1	100%	1
ALPHA CLINICAL LABORATORY CORP.			1	100%	1
RIDGE OPTUM FLORIDA			1	100%	1
WALGREENS #10854		1			1
SOUTH FLORIDA RESEARCH ORGANIZATION			1	100%	1
TRUMAN MEDICAL CENTER - HOSPITAL HILL			1	100%	1
MISSION HOSPITAL – MEMORIAL CAMPUS			1	100%	1
LAKESIDE MEDICAL CENTER		1			1
HILTON HEAD HOSPITAL/INPATIENT			1	100%	1
VALUE DRUGS BRONXVILLE INC		1			1
ST. JOHN HOSPITAL & MEDICAL CENTER			1	100%	1
KIOSK MEDICINE OF KENTUCKY LLC		1			1
CONCORDIA MANOR			1	100%	1
Springdale Village		1			1
MANOR CARE OF DELRAY BEACH FL LLC		1			1
LAKEWOOD RANCH MEDICAL GROUP LLC			1	100%	1
ELAN MANATEE			1	100%	1
MEDICAL SPECIALISTS OF THE PALM BEACHES INC			1	100%	1
URGENT CARE OF FORT LAUDERDALE INC			1	100%	1
MINUTECLINIC, LLC #4507		1			1
SOMA MEDICAL CENTER PA #2 OAKLAND			1	100%	1
CHC SOUTHWEST FLORIDA LAB-LIVE			1	100%	1
Village Crest Center for Health & Rehabilitation		1			1
LAKEVIEW REGIONAL HOSPITAL			1	100%	1
ALLIANCE MD DIRECT PRIMARY CARE			1	100%	1
ACUPATH LABORATORIES INC			1	100%	1
FAMILY MEDICINE AT CELEBRATION		1			1

COVID-19: testing by laboratory

Data through Feb 17, 2021 verified as of Feb 18, 2021 at 09:25 AM

Data in this report are provisional and subject to change.

The numbers in the table below represent the number of Florida and non-Florida residents for whom test results were received by the Department of Health. A person can be tested by more than one laboratory and can have both positive and negative results. **Therefore, the sum of the numbers in each column will be larger than the total number of people tested.**

Reporting lab	Inconclusive	Negative	Positive	Percent positive	Total
HOLSTON MEDICAL GROUP		1			1
ADVANCED URGENT CARE PLLC		1			1
RABI SINHA, MD		1			1
POINTE MEDICAL SERVICES INC			1	100%	1
EXAC CARE CROSSVILLE		1			1
CVS PA2687POCT EXTON		1			1
CLUB HEALTH AND REHABILITATION CENTER, THE		1			1
FAMILY PHYSICIANS OF WINTER PARK, INC			1	100%	1
PEDIATRIC ASSOCIATES - DORAL			1	100%	1
Kroger 57 - The Little Clinic Jay C Charlestown		1			1
Vi at Aventura		1			1
MEDERI CARETENDERS			1	100%	1
HYDE PARK MEDICAL CENTER		1			1
SUNCOAST BEHAVIORAL HEALTH CENTER			1	100%	1
DEL PRADO MEDICAL CENTER, INC		1			1
SANFORD HOME		1			1
TARRANT MEDICAL ASSOCIATES			1	100%	1
Kroger 825 - The Little Clinic Dorothy Lane		1			1
CLEVELAND CLINIC AKRON GENERAL			1	100%	1
LIBERTY HEALTH CENTER			1	100%	1
FAST PACE URGENT CARE			1	100%	1
HEALTH AND WELLNESS URGENT CARE LLC			1	100%	1
COLUMBIA CREST CARE & RAHAB		1			1
SYNERGY DIALYSIS INC			1	100%	1
AAA MEDICAL TESTING			1	100%	1
UNITYPOINT HEALTH TRINITY			1	100%	1
CHILDREN'S NATIONAL MEDICAL CENTER			1	100%	1
FLORIDA KEYS CONCIERGE MEDICINE, LLC		1			1
EXPRESS PHARMACY INC		1			1
UMASS MEMORIAL/MARLBORO HOSPITAL			1	100%	1
LABORATORIO MEDICO CENTRAL CONDOMINO MD			1	100%	1
ALL CHILDRENS PEDIATRIC CLINIC			1	100%	1
NORTH BROWARD MEDICAL CENTER			1	100%	1
BROOKS REHAB			1	100%	1
NORTH COUNTY MEDICAL LAB			1	100%	1
BAPTIST ASI			1	100%	1
HEALTH PLUS SUNRISE MEDICAL OFFICE			1	100%	1
CONCIERGE INTERNAL MEDICINE ASSOCIATES			1	100%	1
bishop rehabilitation and nursing center		1			1
PATIENT FIRST-GENERAL BOOTH			1	100%	1
BAPTIST HEALTH PRIMARY CARE AT DORAL			1	100%	1
WEST PENSACOLA DIALYSIS CENTER			1	100%	1
LAKE VISTA DIALYSIS			1	100%	1
FHPG INTERNAL MEDICINE OF BRANDON			1	100%	1
MID FLORIDA COMMUNITY SERVICES			1	100%	1
NORTHSIDE FAMILY MEDICINE AND URGENT CARE (CUMMING)		1			1
BAYLOR SCOTT AND WHITE MEDICAL CENTER -CENTENTENNIAL			1	100%	1

COVID-19: testing by laboratory

Data through Feb 17, 2021 verified as of Feb 18, 2021 at 09:25 AM

Data in this report are provisional and subject to change.

The numbers in the table below represent the number of Florida and non-Florida residents for whom test results were received by the Department of Health. A person can be tested by more than one laboratory and can have both positive and negative results. **Therefore, the sum of the numbers in each column will be larger than the total number of people tested.**

Reporting lab	Inconclusive	Negative	Positive	Percent positive	Total
MIDWEST COVENANT HOME, INC		1			1
OCCUPATIONAL HEALTH CENTER		1			1
NORTH OKALOOSA PHYSICIAN GRP - WALK IN CLINIC			1	100%	1
MEMORIAL HERMANN MEDICAL GROUP-ATASCOCITA PEDS			1	100%	1
LP ELIZABETHTON		1			1
WINTER GARDEN CHILDREN'S HEALTH CENTERS			1	100%	1
PALMETTO LANDING			1	100%	1
URGENT CARE OF KANSAS CITY			1	100%	1
MEDICAL ARTS LABORATORY			1	100%	1
MANCHESTER COMMONS		1			1
ST. LUKE'S HOSPITAL			1	100%	1
MIDDLETON PEDIATRICS			1	100%	1
KROGER 915 - THE LITTLE CLINIC ANDERSON			1	100%	1
GATEWAY HEALTHCARE, PC			1	100%	1
Integrity Healthcare of Carbondale			1	100%	1
HAYS CLINICAL LAB			1	100%	1
WillowBrooke Court at Westminster Village		1			1
CHRISTUS GOOD SHEPHERD MEDICAL CENTER			1	100%	1
SOUTHERN WINDS			1	100%	1
MIL LAKE HEALTHCARE CENTER INC PEDIATRICS			1	100%	1
PEDIATRIC ASSOCIATES - MIAMI LAKES		1			1
CVS IL2798POCT CHICAGO			1	100%	1
LABTEST LLC LABTEST DIAGNOSTICS			1	100%	1
WATERS EDGE ELEMENTARY SCHOOL			1	100%	1
CVS OH3980POCT KENT		1			1
CORPUS CHRISTI MEDICAL CENTER			1	100%	1
Kroger 49 - The Little Clinic Wichita - 21st St.			1	100%	1
Long Beach Care Center			1	100%	1
ENCOMPASS HEALTH REHABILITATION HOSPITAL OF MIAMI			1	100%	1
Kroger 523 - The Little Clinic Dickson			1	100%	1
SKIN WELLNESS PHYSICIANS LLC		1			1
LABTOX LABORATORIES			1	100%	1
UPMC NORTHWEST HOSPITAL			1	100%	1
ASCENSION ST VINCENT'S - WESTSIDE			1	100%	1
NORTH PALM BEACH DIALYSIS CENTER			1	100%	1
GEORGETOWN URGENT CARE			1	100%	1
DEACONESS URGENT CARE CENTER			1	100%	1
TAMPA GENERAL MEDICAL GROUP LABORATORY HEALTHPARK			1	100%	1
BALLAD HEALTH MEDICAL ASSOCIATES URGENT CARE			1	100%	1
Birmingham Nursing & Rehab Center		1			1
INDIAN RIVER CLINICAL LABORATORY, INC.		1			1
Portsmouth Health and Rehab			1	100%	1
Kroger 519 - The Little Clinic Staples Mill Road		1			1
SPARTA HEALTH & REHAB		1			1
PASTEUR MEDICAL HIALEAH GARDEN LLC			1	100%	1
LABORATORY SERVICES SGHS - CAMDEN		1			1
HEART HOSPITAL OF LAFAYETTE: EMERGENCY ROOM			1	100%	1

COVID-19: testing by laboratory

Data through Feb 17, 2021 verified as of Feb 18, 2021 at 09:25 AM

Data in this report are provisional and subject to change.

The numbers in the table below represent the number of Florida and non-Florida residents for whom test results were received by the Department of Health. A person can be tested by more than one laboratory and can have both positive and negative results. **Therefore, the sum of the numbers in each column will be larger than the total number of people tested.**

Reporting lab	Inconclusive	Negative	Positive	Percent positive	Total
BRITTNEY WHELIHAN IRWIN ARNP LLC			1	100%	1
LOURDES URGENT CARE			1	100%	1
WMC HEALTH GROUP OF KISSIMMEE LLC			1	100%	1
Virginia Gay Nursing and Rehab		1			1
CVS AZ3749POCT GOODYEAR		1			1
LOPEZ		1			1
MARQUETTE GENERAL HOSPITAL			1	100%	1
CHIPLEY DIALYSIS			1	100%	1
UF HEALTH - WILDLIGHT			1	100%	1
MIDWAY SPECIALTY CARE CENTER INC		1			1
UF HEALTH THE VILLAGES			1	100%	1
CVS AZ5892POCT LAVEEN		1			1
AFTER HOURS CLINIC			1	100%	1
DIXIE REGIONAL MEDICAL CENTER			1	100%	1
ANMED HEALTH MEDICAL CENTER			1	100%	1
MINUTECLINIC DIAGNOSTIC OF VIRGINIA, LLC		1			1
SELF REGIONAL HEALTHCARE			1	100%	1
CVS MA41POCT TAUNTON		1			1
FRASER MEMORIAL HOSPITAL			1	100%	1
Country View of Sunbury			1	100%	1
The Carrington		1			1
BAPTIST HEALTH SURGERY CENTER AT NORTHPOINT			1	100%	1
NORTHEAST FLORIDA HEALTH SERVICES			1	100%	1
LAKE REGIONAL HEALTH			1	100%	1
LAB PLUS, LLC AT ASCENSION SAINT THOMA		1			1
KROGER 785 - THE LITTLE CLINIC DIXIE HWY		1			1
MOSOLF PEDIATRICS PA			1	100%	1
UT HEALTH RGV CLINICAL LABORATORY			1	100%	1
Kroger 368 - The Little Clinic Frankfort West		1			1
Walgreens #9278		1			1
UHS BINGHAMTON GENERAL			1	100%	1
Victory Health and Rehabilitation			1	100%	1
VIP FAMILY PRACTICE			1	100%	1
UNIVERSITY OF MIAMI PRIMARY CARE SITE UMHC 3039			1	100%	1
MANHATTAN COLLEGE HEALTH SERVICES		1			1
Sanford Health & Rehabilitation			1	100%	1
LIFESPAN HEALTH - SELMER		1			1
IRA FIALKO DO			1	100%	1
Ramsey Village		1			1
SUNCOAST COMMUNITY HEALTH CENTERS INC		1			1
DW MCMILLAN MEMORIAL HOSPITAL LABORATORY			1	100%	1
COMMONWEALTH OF VIRGINIA DIVISION OF CONSOLIDATED LABORATORY SERVICES			1	100%	1
The Palms Nursing and Rehabilitation		1			1
CVS TX10016POCT PRINCETON		1			1
CVS MA2125POCT NATICK		1			1
PRIORITY CARE LLC			1	100%	1
Kroger 395 - The Little Clinic Blanchester		1			1

COVID-19: testing by laboratory

Data through Feb 17, 2021 verified as of Feb 18, 2021 at 09:25 AM

Data in this report are provisional and subject to change.

The numbers in the table below represent the number of Florida and non-Florida residents for whom test results were received by the Department of Health. A person can be tested by more than one laboratory and can have both positive and negative results. **Therefore, the sum of the numbers in each column will be larger than the total number of people tested.**

Reporting lab	Inconclusive	Negative	Positive	Percent positive	Total
NFRC CLINICAL LAB			1	100%	1
CVS OH3458POCT BEAVERCREEK		1			1
PROVIDENCE ST PETER HOSPITAL		1			1
WALGREEN#12147		1			1
ANDERSON REGIONAL MEDICAL CENTER			1	100%	1
CAREHERE LLC			1	100%	1
Walgreens #9620		1			1
MORGAN STANELY HEALTH CENTER		1			1
TREASURE COAST PRIMARY CARE		1			1
ENCOMPASS HEALTH REHABILITATION OF ALTAMONTE			1	100%	1
ADVANCED INDIVIDUALIZED MEDICINE OF NAPLES			1	100%	1
WATERBURY HOSPITAL REFERENCE LAB			1	100%	1
Peninsula Nursing and Rehabilitation Center		1			1
NORTHERN KENTUCKY HEALTH DEPARTMENT			1	100%	1
MEMORIAL HOSPITAL MIRAMAR WAIVED TESTING			1	100%	1
Hearthstone Nursing and Rehabilitation Center		1			1
JACKSBORO URGENT CARE			1	100%	1
PREMIER FAMILY AND SPORTS MEDICINE LLC			1	100%	1
EAST SIDE CLINICAL LABORATORY			1	100%	1
ICARE		1			1
LIFELINK OF FLORIDA			1	100%	1
DIVERSICARE OF BIG SPRINGS		1			1
ASSISTED LIVING AT TREZEVANT		1			1
AML DIAGNOSTICS- ADV TESTING IN METABOLIC MEDICINE			1	100%	1
Waters of Covington		1			1
MADISON AT OVIEDO			1	100%	1
SC-GA2018 MCCORMICK REHAB & HEALTHCARE		1			1
CVS CA9103POCT ESCONDIDO		1			1
SLIDELL MEMORIAL HOSPITAL			1	100%	1
MED FIRST IMMEDIATE CARE AND FAMILY PRACTICE			1	100%	1
Kroger 541 - The Little Clinic Long Hollow Pike		1			1
YOUR HEALTH PEDIATRICS			1	100%	1
TERRELL URGENT CARE			1	100%	1
CARDIOTHORACIC SURGERY OF HYDE PARK			1	100%	1
NORTHSIDE HOSPITAL DULUTH			1	100%	1
CATSKILL REGIONAL MEDICAL CENTER		1			1
UPSON REGIONAL MEDICAL CENTER			1	100%	1
UW MEDICINE CHU LAB			1	100%	1
NORDX			1	100%	1
C V S / PHARMACY #4396		1			1
WEST FLORIDA HOSPITAL LABORATORY			1	100%	1
WRIGHT PATTERSON AFB MEDICAL CENTER			1	100%	1
APS-SUMMIT CARE PHARMACY, LLC DBA OMNICARE		1			1
PALM COAST DRAW STATION/AMERICAN HEALTH ASSOCIATES		1			1
Villages of St.Peters		1			1
ASCARATE DIALYSIS			1	100%	1
PLANT CITY FAMILY CARE		1			1

COVID-19: testing by laboratory

Data through Feb 17, 2021 verified as of Feb 18, 2021 at 09:25 AM

Data in this report are provisional and subject to change.

The numbers in the table below represent the number of Florida and non-Florida residents for whom test results were received by the Department of Health. A person can be tested by more than one laboratory and can have both positive and negative results. **Therefore, the sum of the numbers in each column will be larger than the total number of people tested.**

Reporting lab	Inconclusive	Negative	Positive	Percent positive	Total
SYCAMORE MEDICAL CENTER-KETTERING HEALTH NETWORK			1	100%	1
FLORIDA DEPARTMENT OF HEALTH IN CITRUS COUNTY		1			1
CENTRAL JERSEY URGENT CARE OF GREEN BR		1			1
APOLLOMDX LLC			1	100%	1
EXPRESS WALK IN MEDICAL CENTER			1	100%	1
Regency Square			1	100%	1
BOCA CIEGA CENTER			1	100%	1
ORANGE PEDIATRICS PA			1	100%	1
BLANCHARD VALLEY HOSPITAL LABORATORY			1	100%	1
GARDEN VIEW CARE CENTER		1			1
CARE CONNECTIONS AT HOME LLC			1	100%	1
BAYSTATE REFERENCE LABORATORY			1	100%	1
PACE UNIVERSITY HEALTH CARE		1			1
RIVERSIDE COUNTY PUBLIC HEALTH LABORATORY			1	100%	1
HOLY CITY MED URGENT CARE			1	100%	1
SEASONS HOSPICE AND PALLIATIVE CARE OF			1	100%	1
ANSWERS RESOURCE FACILITY		1			1
PATHLAB SERVICES			1	100%	1
CVS IL8753POCT CHICAGO		1			1
ACCESS HEALTH CARE PHYSICIANS, LLC		1			1
CVS MO5727POCT PLATTE CITY		1			1
Kroger 97 - The Little Clinic Hutchinson		1			1
PEDIATRIC PARTNERS OF ZEPHYRHILLS PA			1	100%	1
URGENTMED PLANTATION			1	100%	1
LABONE		1			1
1ST CHOICE URGENT CARE CENTER LLC			1	100%	1
EMERGENCY CARE SERVICES LAB AT JFK MEDICAL CENTER			1	100%	1
HOME AIDE SVC OF EASTERN NY INC D/B/A		1			1
HEARTLAND REGIONAL MEDICAL CENTER		1			1
PRIMACARE MEDICAL LAKEWOOD			1	100%	1
MDS PHARMA SERVICES		1			1
THE CLINIC ON SIXTH			1	100%	1
PM PEDIATRICS PC			1	100%	1
USC VERDUGO HILLS HOSPITAL			1	100%	1
EMERSON HOSPITAL LABORATORY			1	100%	1
Heritage Health of Peru			1	100%	1
ALLIED PHYSICIANS GROUP		1			1
CVS NC3853POCT BURLINGTON		1			1
SANTA CLARA VALLEY MEDICAL CENTER			1	100%	1
MARTIN ARMY COMMUNITY HOSPITAL			1	100%	1
CVS NM7242POCT ALBUQUERQUE		1			1
CUSTOM SCRIPTS PHARMACY		1			1
STEWART FLORIDA ALF, INC			1	100%	1
A G RHODES HOME AT WESLEY WOODS		1			1
MEDEXPRESS-DOVER		1			1
MEDEXPRESS URGENT CARE CHICOPEE			1	100%	1
PULMONARY MEDICINE		1			1

COVID-19: testing by laboratory

Data through Feb 17, 2021 verified as of Feb 18, 2021 at 09:25 AM

Data in this report are provisional and subject to change.

The numbers in the table below represent the number of Florida and non-Florida residents for whom test results were received by the Department of Health. A person can be tested by more than one laboratory and can have both positive and negative results. **Therefore, the sum of the numbers in each column will be larger than the total number of people tested.**

Reporting lab	Inconclusive	Negative	Positive	Percent positive	Total
CSI LABORATORIES FLORIDA			1	100%	1
UNITED HEALTHCARE			1	100%	1
PALM WEST INTERNIST PA			1	100%	1
Kingston Care Center of Fort Wayne		1			1
BSA PHYSICIANS GROUP, INC D/B/A BSA FAMILY MEDICAL			1	100%	1
SOUTHEAST MISSOURI HOSPITAL		1			1
Kroger 929 - The Little Clinic Corryville		1			1
FLORIDA MEDICAL CLINIC, LLC			1	100%	1
MED-LAKE LABORATORY, LLC			1	100%	1
FIRST CARE OF GAINESVILLE			1	100%	1
VILLAGES HEALTH SYSTEM, LLC, THE			1	100%	1
UHEALTH CORAL SPRINGS			1	100%	1
OCEANVIEW NURSING AND REHABILITAION CENTER			1	100%	1
EDWARD HOSPITAL			1	100%	1
MEDEXPRESS URGENT CARE - PATRICK STREE			1	100%	1
RESTORE MEDICAL PARTNERS PLLC			1	100%	1
Kroger 970 - The Little Clinic Westfield			1	100%	1
The Evangelical Lutheran Good Samaritan Society Prescott Village		1			1
HAVASU REGIONAL MEDICAL CENTER			1	100%	1
BRUSHY CREEK FAMILY HOSPITAL			1	100%	1
MEDICAL ASSOCIATES OF PINELLAS - LAB			1	100%	1
Kroger 367 - The Little Clinic Walton		1			1
LAKELAND REGIONAL HEALTH GRASSLANDS		1			1
STANLY REGIONAL MEDICAL CENTER			1	100%	1
COSTCO PHARMACY #1023			1	100%	1
YOUR HEALTH PEDIATRICS INC			1	100%	1
WEST FLORIDA MEDICAL ASSOCIATES PA			1	100%	1
Garden Villa Bedford		1			1
ONPOINT URGENT CARE			1	100%	1
FLORIDA STATE UNIVERSITY HEALTH SERVICES			1	100%	1
Cooperstown Center for Nursing and Rehabilittation		1			1
NORTHSIDE FAMILY MEDICINE		1			1
WINCHESTER HOSPITAL			1	100%	1
NANCY M WORTHINGTON MD PA			1	100%	1
MED TECH CLINICAL LABORATORY		1			1
NORTH SHORE HEMATOLOGY-ONCOLOGY ASSOCIATES		1			1
CENTRAL TX URGENT CARE			1	100%	1
ASHLEY PEDICATRICS DAY AND NIGHT CLINIC			1	100%	1
JOHNSON MEDICAL SERVICES			1	100%	1
CHILTON MEDICAL CENTER		1			1
ABBOTT LABORATORIES - OCCUPATIONAL HEALTH SERVICES			1	100%	1
TREASURE COAST COMMUNITY HEALTH INC			1	100%	1
CARE STATION MEDICAL GROUP		1			1
NORTH FLORIDA CHILD DEVELOPMENT, INC			1	100%	1
Waddell Nursing & Rehab Center		1			1
MOSAIC MEDICAL CENTER MARYVILLE			1	100%	1
MODERN URGENT CARE			1	100%	1

COVID-19: testing by laboratory

Data through Feb 17, 2021 verified as of Feb 18, 2021 at 09:25 AM

Data in this report are provisional and subject to change.

The numbers in the table below represent the number of Florida and non-Florida residents for whom test results were received by the Department of Health. A person can be tested by more than one laboratory and can have both positive and negative results. **Therefore, the sum of the numbers in each column will be larger than the total number of people tested.**

Reporting lab	Inconclusive	Negative	Positive	Percent positive	Total
BAPTIST HEALTH EXPRESS CARE			1	100%	1
DIVERSE MEDICAL CARE LLC			1	100%	1
CRYSTAL RIVER FIRE DEPARTMENT			1	100%	1
15 TO KNOW			1	100%	1
Life Care Center of Auburn		1			1
MAYO CLINIC COUMADIN CLINIC LABORATORY			1	100%	1
AUTUMN CARE OF STATESVILLE, LLC		1			1
Brookdale Southside			1	100%	1
Longwood Community Living Center		1			1
QUICKCARE HEALTH, INC			1	100%	1
BROOKDALE FORT MYERS LAKES PARK			1	100%	1
LAKE WALES DIALYSIS CENTER			1	100%	1
NEW ERA HEALTH CENTER INC		1			1
BAPTIST HEALTH SURGERY CENTER			1	100%	1
Eddy Memorial Geriatric Center		1			1
ELEMENTS PHARMACY			1	100%	1
WEST DADE PEDIATRICS			1	100%	1
CLINICAL PATHOLOGY LABORATORIES SOUTHEAST INC			1	100%	1
PROVIDENCE ST. PATRICK HOSPITAL			1	100%	1
JFK INTERNAL MEDICINE FACULTY PRACTICE			1	100%	1
Trucare Living Centers - Columbus		1			1
UNIVERSITY URGENT CARE			1	100%	1
MIAMI CEREBRAL PALSY RESIDENTIAL			1	100%	1
USA Healthcare LTC, LLC - Folsom Center for Rehabilitation & Healthca		1			1
TUNIS STREET GROUP HOME		1			1
MINNESOTA DEPARTMENT OF HEALTH LABORATORY			1	100%	1
WW Chem Auto SS			1	100%	1
MALUHIA		1			1
CARENOW URGENT CARE – SPRING			1	100%	1
IZ MEDICAL		1			1
Lutheran Community at Telford		1			1
SHAMRA MEDICAL LABORATORY			1	100%	1
HEALTH ALLIANCE			1	100%	1
KID FIXERS		1			1
SKY RIDGE MEDICAL CENTER - MICRO			1	100%	1
DECATUR MORGAN HOSPITAL - DECATUR GENE		1			1
JMC TALLAHASSEE, LLC			1	100%	1
BRADENTON DIALYSIS			1	100%	1
KATHY L ANDERSON DO PA			1	100%	1
FIU HEALTH CARE CENTER			1	100%	1
MEDCARE-GARNERS FERRY			1	100%	1
SUTTER GOULD MEDICAL FOUNDATION			1	100%	1
ELLIS HOSPITAL URGENT CARE CENTER LAB		1			1
LARKIN COMMUNITY HOSPITAL PALM SPRINGS CAMPUS			1	100%	1
VETERANS AFFAIRS MEDICAL CENTER - EAST ORANGE			1	100%	1
CATHEDRAL GERONTOLOGY CENTER DBA CATHEDRAL CARES			1	100%	1
MARYLAND DEPARTMENT OF HEALTH AND MENTAL HYGIENE-LABORATORIES			1	100%	1

COVID-19: testing by laboratory

Data through Feb 17, 2021 verified as of Feb 18, 2021 at 09:25 AM

Data in this report are provisional and subject to change.

The numbers in the table below represent the number of Florida and non-Florida residents for whom test results were received by the Department of Health. A person can be tested by more than one laboratory and can have both positive and negative results. **Therefore, the sum of the numbers in each column will be larger than the total number of people tested.**

Reporting lab	Inconclusive	Negative	Positive	Percent positive	Total
WEST BOCA MEDICAL CENTER			1	100%	1
LCMC LAB SUBSECTION		1			1
CAREWELL URGENT CARE FITCHBURG			1	100%	1
GOOD SAMARITAN SOCIETY-FOREST CITY		1			1
CVS MO8595POCT RAYMORE		1			1
SOUTHERN SPRINGS HEALTH CARE		1			1
CVS OH2486POCT NILES			1	100%	1
Big River Nursing and Rehab		1			1
BAPTIST MINOR MEDICAL CENTER			1	100%	1
Urgent Care 24/7 Orlando LLC			1	100%	1
JUPITER PEDIATRIC ASSOCIATES, PA			1	100%	1
NICKLAUS CHILDREN'S DORAL OUTPATIENT CENTER			1	100%	1
THE CHRIST HOSPITAL			1	100%	1
MEMORIAL HOSPITAL - BELLEVILLE			1	100%	1
Wexner Heritage House			1	100%	1
Pinnacle Assisted Living			1	100%	1
MINUTECLINIC DIAG OF IND, LLC #4368		1			1
FRESENIUS SOUTH FORT MYERS		1			1
BLOOD SYSTEMS LABORATORIES			1	100%	1
TCPA CLINICAL LABORATORIES			1	100%	1
ADVENTHEALTH MEDICAL GROUP FAMILY AND INTERNAL			1	100%	1
LEELANAU OPCO, LLC		1			1
WELLMED AT LINEBAUGH AVE			1	100%	1
DOCTORS CARE - AIKEN MALL			1	100%	1
ROYAL PALM PEDIATRICS			1	100%	1
NSPIRE HEALTHCARE PLANTATION			1	100%	1
ADVANCED RESEARCH AND DIAGNOSTIC LABORATORY UNIVERSITY OF MINNESOTA			1	100%	1
MARTIN MEM FAMILY CARE AT ST LUCIE W			1	100%	1
FOUNDATION LABORATORY			1	100%	1
CERMAK HEALTH SERVICES			1	100%	1
Baypoint Healthcare Center			1	100%	1
ASHLEY CLINICAL DIAGNOSTIC LABORATORY			1	100%	1
SOUTH COUNTY MEDICAL CENTER			1	100%	1
CORMEUM LAB SERVICES, LLC			1	100%	1
ADVENTHEALTH MEDICAL GROUP PEDIATRICS DIABETES &			1	100%	1
MADISON FACILITY INC			1	100%	1
Chateau Girardeau			1	100%	1
RESIDENCES AT MIAMI / REIGN GARDENS LLC, THE			1	100%	1
BRISTOL CHILDRENS CLINIC			1	100%	1
SOUTHEASTERN PATHOLOGY ASSOCIATES			1	100%	1
Kroger - KR070300083			1	100%	1
CORDOVA FAMILY PRACTICE			1	100%	1
PHYSICIANS PRIMARY CARE LEHIGH PEDS			1	100%	1
Mountain View Manor			1	100%	1
EDGAR PRICE FAMILY & CHILDREN HEALTHCARE CENTER			1	100%	1
EXCEPTIONAL EMERGENCY CENTER			1	100%	1
GARDENS AT MAPLEWOOD			1	100%	1

COVID-19: testing by laboratory

Data through Feb 17, 2021 verified as of Feb 18, 2021 at 09:25 AM

Data in this report are provisional and subject to change.

The numbers in the table below represent the number of Florida and non-Florida residents for whom test results were received by the Department of Health. A person can be tested by more than one laboratory and can have both positive and negative results. **Therefore, the sum of the numbers in each column will be larger than the total number of people tested.**

Reporting lab	Inconclusive	Negative	Positive	Percent positive	Total
PELICAN STATE OUTPATIENT CENTER			1	100%	1
MEDEXPRESS URGENT CARE - LAWRENCE		1			1
WELLOW URGENT CARE-OSWEGO			1	100%	1
EASTSIDE MEDICAL CLINIC		1			1
SEACOAST PATHOLOGY PROFESSIONAL ASSOC		1			1
NYU LANGONE AMBULATORY CARE LAKE SUCCE		1			1
PEACE HEALTH FAMILY MEDICINE AT 87TH AVE		1			1
West Melbourne Health and Rehabilitation Center			1	100%	1
COLONIAL VILLA GOOD SAMARITAN CENTER		1			1
BEAUMONT URGENT CARE		1			1
SAWGRASS PEDIATRIC PARTNERS LLC			1	100%	1
Carington Park			1	100%	1
St. Josephs Hospital			1	100%	1
Walgreens #3661		1			1
Cottage of the Shoals		1			1
COMMUNITY			1	100%	1
BETHESDA HOSPITAL EAST BLOOD GAS LAB			1	100%	1
STERLING HOUSE OF PORT ORANGE		1			1
Carrollton Manor Inc		1			1
STEWART MEDICAL GROUP INC			1	100%	1
PUBLIX PHARMACY # 1236			1	100%	1
LAKE LURE HEALTH CENTER			1	100%	1
Kroger 667 - The Little Clinic Litchfield Park		1			1
TMH CANCER CENTER LABORATORY			1	100%	1
ULTIMATE ANALYSIS LABORATORY			1	100%	1
Holly Hill Healthcare Center			1	100%	1
EAST FL CORE LAB			1	100%	1
ADAMS COUNTY HEALTH DEPARTMENT			1	100%	1
SOUTHWEST REGIONAL PCR LABORATORY			1	100%	1
JOSHUA E CHESIR MD		1			1
NORTH RIVER FAMILY HEALTH CENTER			1	100%	1
ROYAL OAK MEDICAL CENTER LLC DBA CHARACTER FAMILY			1	100%	1
MERCY GENERAL HOSPITAL			1	100%	1
PHYSICIANS PREMIER			1	100%	1
Brynwood Health & Rehabilitation Center			1	100%	1
HAPPY KIDZ PEDIATRICS PL			1	100%	1
DEBORAH HEART AND LUNG CENTER		1			1
INDIAN RIDGE		1			1
ST ANTHONY'S PINELLAS CARE CLINIC			1	100%	1
LADY OF THE SEA HOSPITAL LAB			1	100%	1
RIDGEFIELD PEDIATRIC ASSOCIATES		1			1
MEDEX CLINIC LLC			1	100%	1
SHAH			1	100%	1
Eagle Health and Rehabilitation		1			1
Dugan Memorial Home		1			1
Imperial Healthcare Centre			1	100%	1
CONWAY - SHERWOOD URGENT CARE			1	100%	1

COVID-19: testing by laboratory

Data through Feb 17, 2021 verified as of Feb 18, 2021 at 09:25 AM

Data in this report are provisional and subject to change.

The numbers in the table below represent the number of Florida and non-Florida residents for whom test results were received by the Department of Health. A person can be tested by more than one laboratory and can have both positive and negative results. **Therefore, the sum of the numbers in each column will be larger than the total number of people tested.**

Reporting lab	Inconclusive	Negative	Positive	Percent positive	Total
WINTER PARK MEMORIAL HOSPITAL LABORATORY		1			1
FLAGLER CARE CENTER			1	100%	1
ADVENTHEALTH DURAND			1	100%	1
LEXINGTON HOSPITAL CORPORATION			1	100%	1
JUP Serology SubSection			1	100%	1
TEVAPHARM			1	100%	1
ATHENS LIMESTONE HOSPITAL		1			1
HERNANDO COUNTY HEALTH DEPT			1	100%	1
EXCEL URGENT CARE OF NJ			1	100%	1
SKYRIDGE CLINICAL ASSOCIATES		1			1
FLORIDA MEDICAL CLINIC PA GI			1	100%	1
COMMUNITY MEDICAL CENTER-ORANGE CITY		1			1
HALEYVILLE HEALTH CARE CENTER		1			1
SUNCOAST PRIMARY CARE LLC			1	100%	1
TITUS REGIONAL MEDICAL CENTER			1	100%	1
MERRILL GARDENS AT CHAMPIONSGATE			1	100%	1
OHIOHEALTH URGENT CARE			1	100%	1
BRANDON OUTREACH CLINIC			1	100%	1
PALMETTO BAY MEDICAL CENTER			1	100%	1
Kroger 683 - The Little Clinic Foothills Plaza		1			1
CVS NV8784POCT LAS VEGAS		1			1
KENT		1			1
HEALTHCARE AND REHAB OF SANFORD			1	100%	1
PROGENESIS INC			1	100%	1
Ravenwood Speciality Care		1			1
CORNERSTONE DRUG AND GIFT INC		1			1
SUMMERFIELD PAIN MANAGEMENT			1	100%	1
Excel Care Center			1	100%	1
BEAUMONT REFERENCE LABORATORY			1	100%	1
Niles Nursing and Rehab. Center		1			1
SUPREME MEDICAL GROUP PLLC			1	100%	1
Manassas Health & Rehab			1	100%	1
SOUTHEASTERN INTEGRATED MEDICAL PL			1	100%	1
XSTREMEMD			1	100%	1
FIRST CARE WALK IN CLINIC LLC			1	100%	1
INTERNAL MEDICINE EMILIA MURRAY MD PA		1			1
MERITUS MEDICAL CENTER			1	100%	1
MISSOURI DEPARTMENT OF HEALTH AND SENIOR SERVICES - STATE PH LAB		1			1
ST MICHAEL'S ELITE MEDICAL HOSPITAL			1	100%	1
Kroger 532 - The Little Clinic Murfreesboro		1			1
Kroger 409 - The Little Clinic Hebron Marketplace			1	100%	1
LEE MEMORIAL HOSPITAL OUTPATIENT SURGERY CENTER			1	100%	1
QUEST INC			1	100%	1
Kroger 682 - The Little Clinic New Holland Market			1	100%	1
OPTUM MEDICAL CLINIC IN ROCKRIMMON			1	100%	1
PINNACLE DIALYSIS		1			1
Kroger 126 - The Little Clinic Cottonwood		1			1

COVID-19: testing by laboratory

Data through Feb 17, 2021 verified as of Feb 18, 2021 at 09:25 AM

Data in this report are provisional and subject to change.

The numbers in the table below represent the number of Florida and non-Florida residents for whom test results were received by the Department of Health. A person can be tested by more than one laboratory and can have both positive and negative results. **Therefore, the sum of the numbers in each column will be larger than the total number of people tested.**

Reporting lab	Inconclusive	Negative	Positive	Percent positive	Total
CHILDREN'S MEMORIAL HOSPITAL			1	100%	1
HEALTH EXPRESS		1			1
SSC NASHVILLE OPERATING CO LLC D/B/A		1			1
GEORGE WASHINGTON UNIVERSITY HOSPITAL			1	100%	1
LOUIS STOKES CLEVELAND VA MEDICAL CENTER			1	100%	1
CVS MA2297677CV BOSTON		1			1
URGENT TEAM MANAGEMENT OF TENNESSEE, L			1	100%	1
SOUTHEASTERN HEALTH FACILITES, INC		1			1
SOUTHWEST ORLANDO FAMILY MEDICINE, PL			1	100%	1
SAINT BARNABAS MEDICAL CENTER		1			1
NORTHWEST FLORIDA SPECIALTY PHYSICIANS LLC		1			1
OPTUM PRIMARY CARE			1	100%	1
VIVEX/UMTB BIOMEDICAL			1	100%	1
HEALTHCARE ASSOCIATES OF IRVING, LLP			1	100%	1
METROPOLITAN			1	100%	1
JAX FAMILY CARE		1			1
SUN CLINICAL LABORATORIES			1	100%	1
ANDERSON FAMILY MEDICINE			1	100%	1
PARK AVENUE PEDIATRICS PC		1			1
ORCHID TERRACE		1			1
BL DIAGNOSTICS LLC			1	100%	1
Signature Healthcare of Georgetown		1			1
VISTA LAKE ASSISTED LIVING			1	100%	1
CHIEFLAND MEDICAL CENTER			1	100%	1
SURGERY CENTER, THE			1	100%	1
FLORIDA HOME HEALTH			1	100%	1
FLORIDA HOSPITAL LAB			1	100%	1
Florida Baptist Retirement Center		1			1
HUNEYCUTT FAMILY PRACTICE			1	100%	1
LITTLE FALLS HOSPITAL LABORATORY		1			1
BEAUMONT HOSPITAL			1	100%	1
JACKSON MADISON CO. GEN. HOSPITAL			1	100%	1
Chestnut Ridge Nursing & Rehab		1			1
The Pines at Poughkeepsie Center for Nursing and Rehabilitation		1			1
CARESOUTH HHA HOLDINGS OF THE TREASURE COAST LLC			1	100%	1
COASTAL DETOX		1			1
BAYCARE OUTREACH LAB AT NEW TAMPA			1	100%	1
HARMONY HEALTHCARE ORLANDO INC		1			1
LPG COCONUT POINT - FAMILY/ INTERNAL MEDICINE		1			1
Robinson Terrace Rehabilitation and Nursing Center		1			1
St Mary's d'Youville Pavilion		1			1
MEDSTAR URGENT CARE, LLC			1	100%	1
PALM BEACH DIABETES AND ENDOCRINE SPECIALISTS, PA			1	100%	1
JMJ FAMILY PRACTICE			1	100%	1
HEALTHFORCE PARTNERS INC			1	100%	1
Kroger 390 - The Little Clinic North College Hill		1			1
MEDCOR, INC			1	100%	1

COVID-19: testing by laboratory

Data through Feb 17, 2021 verified as of Feb 18, 2021 at 09:25 AM

Data in this report are provisional and subject to change.

The numbers in the table below represent the number of Florida and non-Florida residents for whom test results were received by the Department of Health. A person can be tested by more than one laboratory and can have both positive and negative results. **Therefore, the sum of the numbers in each column will be larger than the total number of people tested.**

Reporting lab	Inconclusive	Negative	Positive	Percent positive	Total
THE LITTLE CLINIC LLC			1	100%	1
BAYOU URGENT CARE			1	100%	1
HELGEMO & LIOU PEDIATRICS			1	100%	1
PEDRO L ORTEGA MD PA			1	100%	1
BOULDER COMMUNITY HOSPITAL			1	100%	1
SPECTRUM LABORATORY			1	100%	1
WEST BOYNTON DIALYSIS			1	100%	1
THE TOLEDO HOSPITAL			1	100%	1
Kroger 895 - The Little Clinic Green Hills		1			1
HELEN HAYES HOSPITAL LABORATORY		1			1
BAPTIST MEDICAL PLAZA AT WESTCHESTER			1	100%	1
Crestwood Nursing Center		1			1
TENNOVA ER - SANGO			1	100%	1
ISLANDS ASSISTED LIVING FACILITY,THE			1	100%	1
RAJ K PAI MD PA			1	100%	1
HOLLAND COMMUNITY HOSPITAL		1			1
Memorial Health Care Center			1	100%	1
SANITAS RESEARCH LLC			1	100%	1
Kroger 397 - The Little Clinic Frankfort East		1			1
Walgreens #5914		1			1
CONCENTRA - OCALA		1			1
Chateau Living Center			1	100%	1
HARDEE COUNTY FIRE RESCUE		1			1
Bethel Lutheran Nursing & Rehabilitation Center		1			1
AMD			1	100%	1
OPTUM OF HIALEAH		1			1
MED-LAKE LABORATORY			1	100%	1
NORWALK HOSPITAL			1	100%	1
Arch Plaza Nursing and Rehabilitation Center			1	100%	1
CVS AZ7263POCT PHOENIX		1			1
ER NEAR ME HULEN		1			1
CURELOGICS WOUND CARE & HYPERBARIC CENTER		1			1
SANTA BARABARA ALF LLC (THE WINDSOR)			1	100%	1
QC LABORATORY			1	100%	1
Kroger 350 - The Little Clinic New Cut Road		1			1
NEMOURS CHILDREN'S PRIMARY CARE, ST CLOUD			1	100%	1
MEDONE URGENT CARE			1	100%	1
Garden Isle Healthcare and Rehabilitation Center		1			1
WINNIFRED ASSISTED LIVING FACILITY INC		1			1
INLET CONCIERGE MEDICINE			1	100%	1
FINLAY MEDICAL RESEARCH CORP			1	100%	1
Court House Center		1			1
MIAMI VASCULAR SURGERY			1	100%	1
PM PEDIATRICS OF BAYSIDE PLLC - BELLER		1			1
MEMORIAL HEALTH SYSTEM		1			1
DIRECT PRIMARY CARE OF BURLESON			1	100%	1
REEVES COUNTY HOSPITAL DISTRICT			1	100%	1

COVID-19: testing by laboratory

Data through Feb 17, 2021 verified as of Feb 18, 2021 at 09:25 AM

Data in this report are provisional and subject to change.

The numbers in the table below represent the number of Florida and non-Florida residents for whom test results were received by the Department of Health. A person can be tested by more than one laboratory and can have both positive and negative results. **Therefore, the sum of the numbers in each column will be larger than the total number of people tested.**

Reporting lab	Inconclusive	Negative	Positive	Percent positive	Total
CVS AZ69POCT PEORIA		1			1
SANTA ROSA PEDIATRICS			1	100%	1
BLAKE AT PENSACOLA OPERATION CO, LLC, THE			1	100%	1
Terrace Glen Village		1			1
DSI LABORATORIES-NAPLES-7TH			1	100%	1
CARESPOT - LEE VISTA			1	100%	1
ALLIANCE LABORATORY SERVICES			1	100%	1
TLC MEDICAL			1	100%	1
DISCOVERY AT HOME, LLC			1	100%	1
CENTRAL FLORIDA ADULT MEDICINE		1			1
Kroger 353 - The Little Clinic Harpers Point		1			1
WVU MEDICINE AT SUNCREST TOWNE CENTRE			1	100%	1
SUMMIT COUNTY PUBLIC HEALTH DEPARTMENT			1	100%	1
DIGESTIVE DISEASE CARE PC		1			1
RURAL/METRO MIDSOUTH,		1			1
Kroger 481 - The Little Clinic Houston Levee		1			1
HEALTHPARTNERS HUDSON CLINIC			1	100%	1
CAMBRIDGE HEALTH ALLIANCE			1	100%	1
SOUTHWOOD HEALTHCARE CENTER		1			1
REGIONAL MEDICAL LABORATORY			1	100%	1
MOORE CLINICAL RESEARCH INC			1	100%	1
SOUTHWOOD NURSING & RETIREMENT CENTER		1			1
INSTANT MEDICAL CARE CENTER			1	100%	1
PARK LANE NURSING HOME		1			1
INTERNAL MEDICINE GROUP OF CENTRAL FLORIDA			1	100%	1
MINUTECLINIC DIAGNOSTIC OF OHIO #5060		1			1
CVS NC2771POCT CLAYTON			1	100%	1
UABC			1	100%	1
CYPRESS VILLAGE REHAB CENTER		1			1
GIFFORD MEMORIAL HOSPITAL		1			1
Acts Manor House		1			1
PARRISH MEDICAL GROUP			1	100%	1
UNIVERSITY OF BALTIMORE WASHINGTON MEDICAL CENTER			1	100%	1
STONECREST MEDICAL CENTER		1			1
COX HEALTH SOUTH LAB			1	100%	1
KNOX COMMUNITY HOSPITAL			1	100%	1
PCG MOLECULAR			1	100%	1
MARINA DEL REY HOSPITAL LAB			1	100%	1
ST. VINCENT HOSPITAL			1	100%	1
Kroger 670 - The Little Clinic Powell		1			1
PORTAGE MEDICAL CENTER			1	100%	1
COASTAL ER IX, PHYSICIANS PREMIER			1	100%	1
THE LITTLE CLINIC, LLC			1	100%	1
DERMDX, DIV OF AURORA DIAGNOSTICS/BERNHARDT LAB		1			1
Walgreens #10851		1			1
SPRING VALLEY HOSPITAL MEDICAL CENTER			1	100%	1
ST JOSEPH'S HOSPITAL NORTH LABORATORY			1	100%	1

COVID-19: testing by laboratory

Data through Feb 17, 2021 verified as of Feb 18, 2021 at 09:25 AM

Data in this report are provisional and subject to change.

The numbers in the table below represent the number of Florida and non-Florida residents for whom test results were received by the Department of Health. A person can be tested by more than one laboratory and can have both positive and negative results. **Therefore, the sum of the numbers in each column will be larger than the total number of people tested.**

Reporting lab	Inconclusive	Negative	Positive	Percent positive	Total
MEDEXPRESS URGENT CARE, EDWARDSVILLE		1			1
FLORIDA ADVANCED MEDICAL AND DERM AESTHETICS LLC			1	100%	1
MEDEXPRESS URGENT CARE - WAYNESBURG		1			1
CORNERSTONE OF RECOVERY INC		1			1
Monument Health Strugis Care Center		1			1
CAN COMMUNITY HEALTH LLC		1			1
ADVENTHEALTH MEDICAL GROUP SENIOR HEALTH AT			1	100%	1
CITRONELLE HEALTH AND REHABILITATION CENTER		1			1
PEDRO MENENDEZ HEALTH CENTER AT ST JOHNS			1	100%	1
FALKVILLE HEALTHCARE		1			1
ADVENTHEALTH PHYSICIAN GROUP - APPLEWOOD			1	100%	1
DIAGNOSTIC GROUP INTEGRATED HEALTHCARE			1	100%	1
UNIVERISTY HOSPITAL			1	100%	1
MEDEXPRESS URGENT CARE - ROSS TOWNSHIP		1			1
Rio Grande City Nursing and Rehab Center			1	100%	1
OMAHA VA MEDICAL CENTER			1	100%	1
Heartland Health Care Center Jacksonville			1	100%	1
Smg/North Jersey Hematology & Oncology		1			1
CVS MA957POCT WEST SPRINGFIELD		1			1
EVEXIA DIAGNOSTICS			1	100%	1
PUBLIX PHARMACY #1114			1	100%	1
ULTIMATE KIDNEY CARE			1	100%	1
TEXAS HEALTH ARLINGTON MEMORIAL		1			1
PERRY COUNTY NURSING HOME		1			1
OMC PRIMARY CARE - HOSPITAL CAMPUS			1	100%	1
CARENOW LAKE WORTH			1	100%	1
PORTSMOUTH REG. HOSPITAL			1	100%	1
HAMILTON CI MAIN UNIT ANNEX/ WORK CAMP			1	100%	1
UUHC - REDSTONE HEALTH CENTER LABORATORY			1	100%	1
STATE OF CALIFORNIA DOH SERVICES			1	100%	1
SOUTHERN HILLS MEDICAL CENTER			1	100%	1
CARDIOLOGY AND FITNESS MEDICINE		1			1
GOOD SAMARITAN SOCIETY - DE SMET		1			1
DEERFIELD BEACH REHABILITATION AND NURSING			1	100%	1
VA COMMUNITY BASED CLINIC - LAKE CITY			1	100%	1
CVS NV5286POCT HENDERSON		1			1
ACCESS MEDICAL GROUP OF TAMPA INC			1	100%	1
ST GERARD'S COMMUNITY OF CARE		1			1
WALGREENS #01398			1	100%	1
GRAND VIEW HOSPITAL			1	100%	1
MCH PHYSICIANS GROUP			1	100%	1
COVENANT HEALTH		1			1
PRIMARY CARE & PEDIATRICS - SHEPHERSTOWN		1			1
Valley Center (WV)			1	100%	1
CVS PA1296POCT DREXEL HILL		1			1
HAWAII DEPARTMENT OF HEALTH LAB			1	100%	1
TITUSVILLE CENTER FOR SURGICAL EXCELLENCE LLC		1			1

COVID-19: testing by laboratory

Data through Feb 17, 2021 verified as of Feb 18, 2021 at 09:25 AM

Data in this report are provisional and subject to change.

The numbers in the table below represent the number of Florida and non-Florida residents for whom test results were received by the Department of Health. A person can be tested by more than one laboratory and can have both positive and negative results. **Therefore, the sum of the numbers in each column will be larger than the total number of people tested.**

Reporting lab	Inconclusive	Negative	Positive	Percent positive	Total
SOUTH FLORIDA URGENT CARE CENTERS, LLC			1	100%	1
AVERA ST. MARY'S HOSPITAL			1	100%	1
CVS IL2297144CV CHICAGO		1			1
CVS NM8918POCT ALBUQUERQUE		1			1
MED BAR LLC		1			1
CAROMONT HEALTH			1	100%	1
PINEBROOK CARE AND REHABILITATION CENTER			1	100%	1
SOUTHWESTERN STATE HOSPITAL LABORATORY			1	100%	1
CTMD MEDICAL CENTER, PA			1	100%	1
FLORIDA KEYS PED AND ADOLES CTR			1	100%	1
ST CATHERINE HOSPITAL LABORATORY			1	100%	1
Bay View Nursing and Rehabilitation Center			1	100%	1
Lenbrook		1			1
FREDERICK MEMORIAL HOSPITAL			1	100%	1
THE NEW JEWISH HOME		1			1
BLACKBAG DIGITAL HEALTH LLC		1			1
FASTMED URGENT CARE			1	100%	1
INTERMOUNTAIN HEALTHCARE LABORATORY SERVICES			1	100%	1
HENRY FORD HOSPITAL			1	100%	1
SAINT JOSEPH'S HOSPITAL AND MEDICAL CENTER		1			1
BROOKDALE FORT WALTON BEACH			1	100%	1
Kroger 086 - The Little Clinic Broomfield-Sheridan		1			1
MAYO CLINIC OUTPATIENT DIALYSIS CENTER			1	100%	1
IMMY LABS			1	100%	1
MAYO MEDICAL LABORATORIES			1	100%	1
Seal Rock Healthcare		1			1
Diversicare of Smyrna		1			1
GIBSON AREA PRIMARY CARE			1	100%	1
Schenectady Center for Rehabilitation & Nursing		1			1
PEDIATRIC PARTNERS			1	100%	1
URGENT CARE OF COASTAL GEORGIA			1	100%	1
Woodstock Nursing and Rehabilitation Center		1			1
SONORAN DESERT PATHOLOGY			1	100%	1
BRUCE S WEST MD			1	100%	1
REGENTS PARK OF JACKSONVILLE			1	100%	1
UNIVERSITY OF IOWA HOSPITALS & CLINICS			1	100%	1
CHI ST VINCENT LITTLE ROCK DIAGNOSTIC CLINIC			1	100%	1
AFFILIATED LABORATORIES INC			1	100%	1
MAYO CLINICAL LABORATORIES		1			1
CAPSTONE REHABILITATION AND HEALTHCARE		1			1
BIOMAT ORLANDO		1			1
RML PHARMACY PC		1			1
Grangeville Health and Rehab		1			1
MOUNT ST MARYS HOSPITAL OF NIAGARA FALLS			1	100%	1
Garden View Care Center at Dougherty Ferry		1			1
MINUTECLINIC DIAGNOSTIC OF NH, LLC (CL		1			1
Kroger 550 - The Little Clinic Bellevue		1			1

COVID-19: testing by laboratory

Data through Feb 17, 2021 verified as of Feb 18, 2021 at 09:25 AM

Data in this report are provisional and subject to change.

The numbers in the table below represent the number of Florida and non-Florida residents for whom test results were received by the Department of Health. A person can be tested by more than one laboratory and can have both positive and negative results. **Therefore, the sum of the numbers in each column will be larger than the total number of people tested.**

Reporting lab	Inconclusive	Negative	Positive	Percent positive	Total
MCLEOD MEMORIAL HOSPITAL CLARENDON			1	100%	1
OAK HAVEN REHAB AND NURSING CENTER			1	100%	1
CAREFIRST URGENT CARE - BEECHMONT			1	100%	1
NEMOURS CHILDRENS PRIMARY CARE CLERMONT			1	100%	1
THE MEDICAL CENTER AT BOWLING GREEN			1	100%	1
CVS / PHARMACY #10794			1	100%	1
RICHMOND MEDICAL CENTER FOR WOMEN		1			1
PRACTITIONERS IN MOTION			1	100%	1
LITTLE COMPANY OF MARY HOSPITAL			1	100%	1
PENSACOLA PATHOLOGY		1			1
CHILDRENS SPECIALIST PEDIATRIC PULMMOLOGY &			1	100%	1
FLAGLER COUNTY BOARD OF COUNTY COMMISSIONERS			1	100%	1
DOCTORS AFTER HOURS URGENT CARE CENTER			1	100%	1
BRIAN C GRINER MD LLC			1	100%	1
FLAGLER MEDICAL ASSOCIATES PA			1	100%	1
ST VINCENTS OUTPATIENT IMAGING		1			1
KENNEDY BOULEVARD DIALYSIS			1	100%	1
Bethany Manor		1			1
MEDCOR INC			1	100%	1
EUGENE T FINAN, MD			1	100%	1
ACCOMPLISHED HOME CARE		1			1
PIONEER CLINICAL RESEARCH LLC			1	100%	1
PENINSULA REGIONAL MED CTR LAB			1	100%	1
PRIMARY CARE GROUP LLC		1			1
CROSS CREEK HEALTH CARE		1			1
WINDSOR MANOR			1	100%	1
Kroger 549 - The Little Clinic Clinton Highway		1			1
LIMA MEMORIAL HOSPITAL			1	100%	1
HHCS PHARMACY INC			1	100%	1
REFERENCE LABORATORY			1	100%	1
PULMONARY, CRITICAL CARE AND SLEEP DISORDERS INSTITUTE OF SOUTH FLORID			1	100%	1
HOUSTON DEPARTMENT OF HEALTH AND HUMAN SERVICES			1	100%	1
FAYETTE MEDICAL CENTER LAB		1			1
AUGUSTA HEALTH CLINICAL LABORATORY			1	100%	1
WEST COAST CLINICAL LABS INC			1	100%	1
PHYSICIANS IMMEDIATE CARE			1	100%	1
EILEEN TURBESSI MD PA		1			1
DR JAMES D FORBES FAMILY CARE CENTER			1	100%	1
LEE MEMORIAL HEALTH SYSTEM D/B/A LEE COMMUNITY		1			1
WY RETIREMENT CENTER		1			1
FLORHAM PARK ENDOSCOPY CENTER		1			1
GOLDING-GRANADO MEDICAL ASSOCIATES		1			1
NAVARRO MEDICAL CENTERS LLC			1	100%	1
HEALTH FIRST HOME CARE		1			1
MINUTE CLINIC DIAGNOSTICS OF IN, LLC #6252		1			1
DUKE UNIVERSITY POINT OF CARE TESTING PROGRAM			1	100%	1
ORMOND BEACH DIALYSIS			1	100%	1

COVID-19: testing by laboratory

Data through Feb 17, 2021 verified as of Feb 18, 2021 at 09:25 AM

Data in this report are provisional and subject to change.

The numbers in the table below represent the number of Florida and non-Florida residents for whom test results were received by the Department of Health. A person can be tested by more than one laboratory and can have both positive and negative results. **Therefore, the sum of the numbers in each column will be larger than the total number of people tested.**

Reporting lab	Inconclusive	Negative	Positive	Percent positive	Total
IM&P WELLNES CENTER			1	100%	1
LAKE COMMUNITY ACTION AGENCY		1			1
PALM BEACH COUNTY HEALTH DEPT.			1	100%	1
INDIANA STATE DEPARTMENT OF HEALTH CLINIC MICROBIOLOGY		1			1
C A R E S		1			1
Advanced Rehabilitation of Vernon		1			1
AVALON MEDICAL GROUP			1	100%	1
CVS TX1057POCT SAN ANTONIO		1			1
BIOMERIEUX			1	100%	1
WASHINGTONVILLE PHARMACY INC		1			1
HENRICO DOCTOR'S LABORATORY			1	100%	1
AURORA MEDICAL CENTER-KENOSHA			1	100%	1
IVAN, MAYA			1	100%	1
BROADWAY HEALTH FLORIDA MEDICAL CLINIC URGENT CARE			1	100%	1
HALIFAX HEALTH PRIMARY CARE ORMOND			1	100%	1
CLARKSVILLE HEALTH SYSTEM			1	100%	1
FHPG SURGICAL ASSOCIATES OF EAST PASCO			1	100%	1
Senatobia Healthcare & Rehab		1			1
RIVIERA BEACH HEALTH CENTER LAB			1	100%	1
107TH PLACE GROUP HOME		1			1
DOCTORS HEARING			1	100%	1
RAPID CITY REGIONAL HOSPITAL -579 ATTN. LABORATORY		1			1
CHRISTIAN REST HOME ASSOC		1			1
MY URGENT CARE CLINIC			1	100%	1
BMC/NASSAU			1	100%	1
MEDEXPRESS URGENT CARE - ST CLAIR, CLOVER DR.		1			1
MEDSTAR HEALTH URGENT CARE			1	100%	1
Kroger 699 - The Little Clinic Smyrna		1			1
REELFOOT FAMILY WALK-IN CLINIC		1			1
MINUTECLINIC DIAG OF IND, LLC #6250		1			1
ST. PETERSBURG PEDIATRICS-SEMINOLE			1	100%	1
GENESEE COUNTY HEALTH DEPARTMENT		1			1
WMC HEALTH GROUP INC			1	100%	1
NHC Chattanooga			1	100%	1
EVENING PEDIATRICS INC			1	100%	1
SIMPLY HEALTHCARE AND WELLNESS CLINIC, PC			1	100%	1
TAMPA HEALTH CARE PROVIDERS PA		1			1
Hillside Rehab and Care Center			1	100%	1
CVS SC5479POCT INDIAN LAND		1			1
Monument Health Custer Care Center		1			1
Strasburg Care Center		1			1
DAYTONA BEACH HEALTH AND REHAB CENTER		1			1
DIMMIT REGIONAL HOSPITAL			1	100%	1
Walgreens #5065		1			1
CARESPOT EXPRESS HEALTHCARE BOYNTON BEACH			1	100%	1
CVS IN6608POCT NEW PALESTINE			1	100%	1
LabCorp of America			1	100%	1

COVID-19: testing by laboratory

Data through Feb 17, 2021 verified as of Feb 18, 2021 at 09:25 AM

Data in this report are provisional and subject to change.

The numbers in the table below represent the number of Florida and non-Florida residents for whom test results were received by the Department of Health. A person can be tested by more than one laboratory and can have both positive and negative results. **Therefore, the sum of the numbers in each column will be larger than the total number of people tested.**

Reporting lab	Inconclusive	Negative	Positive	Percent positive	Total
BAYLOR SCOTT & WHITE MEDICAL SURGICAL CLINIC			1	100%	1
Allen Health and Rehabilitation		1			1
Southwest Louisiana Veterans Home			1	100%	1
FAIRVIEW SOUTHDAL			1	100%	1
CLERMONT PEDIATRICS, PA			1	100%	1
COLOMBO'S PHARMACY		1			1
ANY LAB TEST FAST CORP			1	100%	1
HARRIS URGENT CARE CENTER			1	100%	1
CARTERSVILLE MEDICAL CENTER			1	100%	1
EAST COAST INSTITUTE FOR RESEARCH LLC			1	100%	1
ADVANCE MD CARE			1	100%	1
KIDS CARE PEDIATRICS PA			1	100%	1
ENZO LABS INC			1	100%	1
SAN JOSE CLINIC		1			1
WATERTOWN URGENT CARE		1			1
COBLESKILL REGIONAL HOSPITAL		1			1
Kroger 907 - The Little Clinic Holland		1			1
NEW YORK CITY DEPARTMENT OF HEALTH			1	100%	1
NEVADA DEPARTMENT OF HEALTH AND HUMAN SERVICES			1	100%	1
Kroger 531 - The Little Clinic Waterville		1			1
BOND COUNTY HEALTH DEPARTMENT			1	100%	1
Shoreline Care Center			1	100%	1
SACRED HEART HEALTH SYSTEM- MIDWIFE PROGRAM			1	100%	1
PEDIATRIC URGENT CARE CENTR OF FORT WORTH-LA GRAN			1	100%	1
BETHESDA HEALTH PHYSICIANS GROUP		1			1
Wildwood Healthcare		1			1
SOUTHWEST FLORIDA DIVISION LAB			1	100%	1
El Paso Health Care Center			1	100%	1
PUTNAM CO HOSPITAL-D/B/A ASBURY TOWERS		1			1
MOUNT SINAI COMPREHENSIVE CANCER CENTER			1	100%	1
VISTA DEL SOL MED ASSOC		1			1
PALM SPRINGS GENERAL HOSPITAL			1	100%	1
LIFE CARE CENTER OF GWINNETT		1			1
PRIMEX CLINICAL LABORATORIES INC			1	100%	1
LOWER KEYS COMMUNITY HEALTH CENTER			1	100%	1
Kroger 518 - The Little Clinic Hermitage		1			1
Bivins Pointe			1	100%	1
WAKULLA URGENT CARE & DIAGNOSTIC			1	100%	1
VA ST LOUIS HEALTH CARE SYSTEM			1	100%	1
ARCADIA DIALYSIS CENTER			1	100%	1
DILELLA			1	100%	1
BNJ		1			1
PRIMARY HEALTH CARE ASSOCIATES INC			1	100%	1
OPTIMAL MEDICINE INC		1			1
MEDEXPRESS URGENT CARE - DERBY N ROCK		1			1
NATIONAL INSTITUTES OF HEALTH CLINICAL CENTER			1	100%	1
HAWKEYE CARE CENTER DUBUQUE		1			1

COVID-19: testing by laboratory

Data through Feb 17, 2021 verified as of Feb 18, 2021 at 09:25 AM

Data in this report are provisional and subject to change.

The numbers in the table below represent the number of Florida and non-Florida residents for whom test results were received by the Department of Health. A person can be tested by more than one laboratory and can have both positive and negative results. **Therefore, the sum of the numbers in each column will be larger than the total number of people tested.**

Reporting lab	Inconclusive	Negative	Positive	Percent positive	Total
ST LUKES SURGICAL AT THE VILLAGES INC			1	100%	1
ORLANDO HEALTH PHYSICIAN GROUP INC			1	100%	1
ORMOND MEDICAL ARTS FAMILY PRACTICE PL			1	100%	1
ORDRS, INC.			1	100%	1
MEDICAL CITY DENTON			1	100%	1
MEDICAL ASSOCIATES OF BREVARD LLC		1			1
BATESVILLE - SHERWOOD URGENT CARE			1	100%	1
MEADOWS PARK HEALTH AND REHABILITATION		1			1
Maple Lane Nursing Home		1			1
LAKE MARY OPTUM FLORIDA			1	100%	1
CVS IL4778POCT EVANSTON		1			1
SHANNON CLARK OD, PA			1	100%	1
POETS WALK SARASOTA			1	100%	1
FREEPORT ER DOX URGENT CARE		1			1
INTERNAL MEDICINE ASSOCIATES		1			1
CVS IL2297652CV CHICAGO		1			1
CVS NE8626POCT LINCOLN		1			1
HIBISCUS COURT			1	100%	1
Village Green Health & Rehabilitation		1			1
DONALSONVILLE HOSPITAL			1	100%	1
MINUTECLINIC LLC (2335)		1			1
ODYSSEY HEALTH CARE OF MARION COUNTY LLC		1			1
DOCTOR TODAY URGENT CARE			1	100%	1
UNLIMITED MEDICAL SERVICES OF FL PL DBA		1			1
SUNCOAST RESEARCH GROUP LLC			1	100%	1
TARRYTOWN PHARMACY			1	100%	1
CVS SC7334POCT LEXINGTON		1			1
Kroger 968 - The Little Clinic Colerain Township		1			1
Central Park Healthcare & Rehabilitation Center		1			1
SONNI'S PEDIATRICS			1	100%	1
CELEBRATION HOSPITAL			1	100%	1
Courtenay Springs Village			1	100%	1
ALPHA 1 ANTITRYPSIN RESEARCH PROGRAM			1	100%	1
Moab Regional Hospital			1	100%	1
Kroger 524 - The Little Clinic Iron Bridge Road		1			1
Kroger 379 - The Little Clinic Stony Brook		1			1
SUMMIT LABORATORY			1	100%	1
WESLEY MEDICAL CENTER			1	100%	1
Walgreens #11724		1			1
PALMETTO PRIMARY CARE PHYSICIANS			1	100%	1
RAYMOND F CARON MD			1	100%	1
VCU HEALTH SYSTEM AUTHORITY - MCV HOSPITALS			1	100%	1
EAST TENNESSEE STATE UNIVERSITY		1			1
HENRY FORD WEST BLOOMFIELD HOSPITAL			1	100%	1
MOUNT SINAI MEDICAL CENTER OF FLORIDA, INC			1	100%	1
PALM COTTAGE OPERATOR LLC			1	100%	1
UCH LAB			1	100%	1

COVID-19: testing by laboratory

Data through Feb 17, 2021 verified as of Feb 18, 2021 at 09:25 AM

Data in this report are provisional and subject to change.

The numbers in the table below represent the number of Florida and non-Florida residents for whom test results were received by the Department of Health. A person can be tested by more than one laboratory and can have both positive and negative results. **Therefore, the sum of the numbers in each column will be larger than the total number of people tested.**

Reporting lab	Inconclusive	Negative	Positive	Percent positive	Total
Lemont Nursing and Rehab Center			1	100%	1
CLINICAL CARE INC			1	100%	1
SIPERSTEIN DERMATOLOGY LLC			1	100%	1
FAMILY AND INTERNAL MEDICINE ASSOCIATES		1			1
Oregon Veterans Home The Dalles		1			1
ROSE HAVEN NURSING CENTER		1			1
CARENOW-MONTGOMERY			1	100%	1
CAREWELL 203			1	100%	1
Livingston County Center for Nursing and Rehabilitation		1			1
FAIRVIEW HOSPITAL			1	100%	1
SELECT MEDICAL CLINIC			1	100%	1
CVS CT288POCT BRISTOL		1			1
STAMFORD HOSPITAL			1	100%	1
ADVANCED CARDIOVASCULAR DIAGNOSTICS OF FL			1	100%	1
CVS IL8750POCT CHICAGO		1			1
SUPERKIDS PEDIATRICS			1	100%	1
NF Escambia, LLC DBA Olive BranchHealth and Rehabilitaion Center			1	100%	1
CVS CA9721POCT ARCADIA		1			1
RAMBAM URGENT CARE			1	100%	1
BUFFALO VAMC			1	100%	1
LABORATORIO BUENA SALUD			1	100%	1
BLACKBERRY CENTER, THE		1			1
ATHENA PLASTIC SURGERY		1			1
NHC HealthCare St. Charles		1			1
CVS IL5797POCT CAROL STREAM		1			1
ST JOHN'S HOME CARE			1	100%	1
SIGNATURE CARE COLLEGE STATION			1	100%	1
ATLANTIC DIAGNOSTICS			1	100%	1
ROYAL CARE MEDICAL CENTER			1	100%	1
Manor Care Health Services- Wilmington			1	100%	1
HCL LABORATORIES			1	100%	1
ASPIRUS WAUSAU HOSPITAL			1	100%	1
LRGHEALTHCARE		1			1
CVS OH6167POCT ASHLAND		1			1
CURA LABORATORY SERVICES			1	100%	1
FAMILY MEDICINE AT KISSIMMEE		1			1
HEALTH CARE SERVICES LC			1	100%	1
Dulles Health and Rehab Center		1			1
PREMIER MOBILE HEALTH SERVICES, LLC			1	100%	1
TANGLEWOOD MANOR		1			1
WOODHILLS LABS			1	100%	1
BOLLES SCHOOL, THE			1	100%	1
CENTRAL TX MEDICAL CENTER - LAB			1	100%	1
FHPG_EXP CARE PALM HARBOR			1	100%	1
CHESAPEAKE REGIONAL MEDICAL CENTER			1	100%	1
CFCH - FROSTPROOF			1	100%	1
CARINGPLUS HOMECARE LLC			1	100%	1

COVID-19: testing by laboratory

Data through Feb 17, 2021 verified as of Feb 18, 2021 at 09:25 AM

Data in this report are provisional and subject to change.

The numbers in the table below represent the number of Florida and non-Florida residents for whom test results were received by the Department of Health. A person can be tested by more than one laboratory and can have both positive and negative results. **Therefore, the sum of the numbers in each column will be larger than the total number of people tested.**

Reporting lab	Inconclusive	Negative	Positive	Percent positive	Total
Total	86,808	15,887,541	2,376,205	13%	18,350,554