

# COVID-19: summary of cases and monitoring

Data through Feb 14, 2021 verified as of Feb 15, 2021 at 09:25 AM

Data in this report are provisional and subject to change.

## Cases: people with positive PCR or antigen test result

### Total cases

Florida residents	1,797,728
Non-Florida residents	33,260

### Type of testing

Florida residents	1,797,728
Positive by BPHL/CDC	66,004
Positive by commercial/hospital lab	1,731,724
PCR positive	1,470,839
Antigen positive	326,889
Non-Florida residents	33,260
Positive by BPHL/CDC	836
Positive by commercial/hospital lab	32,424
PCR positive	23,250
Antigen positive	10,010

### Characteristics

Florida residents hospitalized	76,219
Florida resident deaths	28,934
Non-Florida resident deaths	500

Hospitalized counts include anyone who was hospitalized at some point during their illness. It does not reflect the number of people currently hospitalized.

More information on deaths identified through death certificate data is available on the National Center for Health Statistics website at [www.cdc.gov/nchs/nvss/vsrr/COVID19/index.htm](http://www.cdc.gov/nchs/nvss/vsrr/COVID19/index.htm).

## Cases: people with positive PCR or antigen test result

### Risk factors for Florida residents

Traveled	14,427
Contact with a known case	683,995
Traveled and contact with a known case	19,675
Neither	1,079,631
No travel and no contact	207,051
Travel is unknown	636,914
Contact is unknown	393,896
Contact is pending	417,399

Travel can be unknown and contact can be unknown or pending for the same case, these numbers will sum to more than the "neither" total.

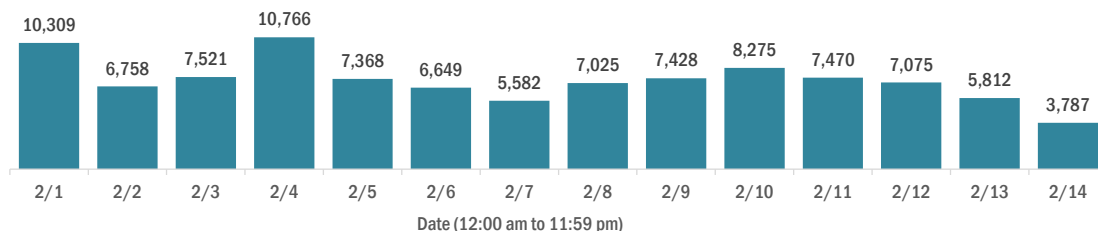
# COVID-19: summary of laboratory testing

Data through Feb 14, 2021 verified as of Feb 15, 2021 at 09:25 AM

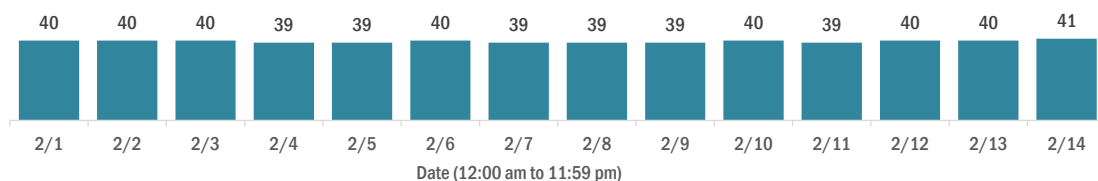
Data in this report are provisional and subject to change.

## Cases in Florida residents per day for the past 2 weeks

### Number of cases per day



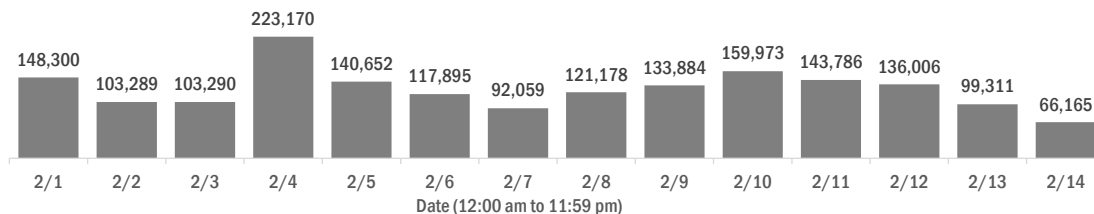
### Median age of cases by day



## Laboratory testing for Florida residents over the past 2 weeks

### Number of Florida residents tested per day

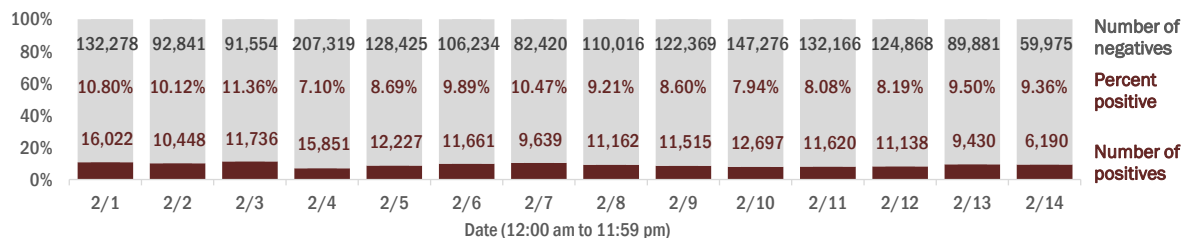
These counts include the number of people for whom the Department received PCR or antigen laboratory results by day. People tested on multiple days will be included for each day a new result was received. A person is only counted once for each day they are tested, regardless of whether multiple specimens are tested or multiple results are received.



### Number and percent of Florida residents with positive test results

The percent of positive results ranged from 7.10% to 11.36% over the past 2 weeks and was 9.36% yesterday.

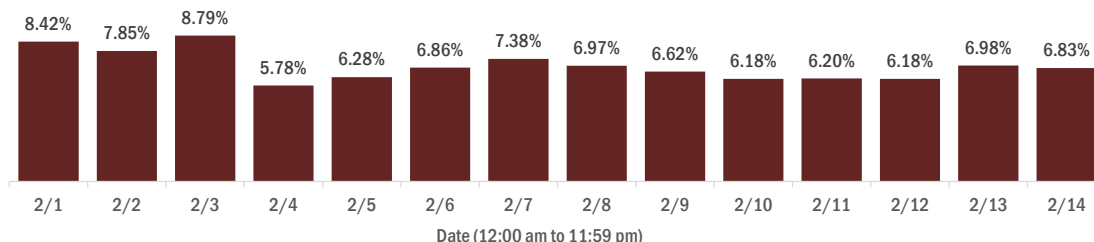
These counts include the number of people for whom the Department received PCR or antigen laboratory results by day. People tested on multiple days will be included for each day a new result was received. A person is only counted once for each day they are tested, regardless of whether multiple specimens are tested or multiple results are received. If a person has a positive specimen and a negative specimen in the same day, only the positive result is counted.



### Percent positivity for new cases in Florida residents

The percent of positive results ranged from 5.78% to 8.79% over the past 2 weeks and was 6.83% yesterday.

This percent is the number of people who test PCR- or antigen-positive for the first time divided by all the people tested that day, excluding people who have previously tested positive.



# COVID-19: characteristics of 1,797,728 Florida resident cases

Data through Feb 14, 2021 verified as of Feb 15, 2021 at 09:25 AM

Data in this report are provisional and subject to change.

Age group	Cases		Hospitalizations		Deaths	
0-4 years	35,042	2%	494	1%	0	0%
5-14 years	108,021	6%	471	1%	5	0%
15-24 years	276,472	15%	1,876	2%	39	0%
25-34 years	313,184	17%	3,725	5%	149	1%
35-44 years	278,246	15%	5,613	7%	436	2%
45-54 years	274,134	15%	8,686	11%	1,074	4%
55-64 years	236,996	13%	12,854	17%	3,070	11%
65-74 years	150,549	8%	15,902	21%	6,118	21%
75-84 years	83,889	5%	15,827	21%	8,826	31%
85+ years	39,946	2%	10,766	14%	9,217	32%
Unknown	1,249	0%	5	0%	0	0%
<b>Total</b>	<b>1,797,728</b>		<b>76,219</b>		<b>28,934</b>	

Gender	Cases	
Female	939,669	52%
Male	844,700	47%
Unknown	13,359	1%
<b>Total</b>	<b>1,797,728</b>	

Ethnicity	Cases		Hospitalizations		Deaths	
Hispanic	568,143	32%	19,455	26%	6,700	23%
Non-Hispanic	854,473	48%	52,923	69%	20,190	70%
Unknown	375,112	21%	3,841	5%	2,044	7%
<b>Total</b>	<b>1,797,728</b>		<b>76,219</b>		<b>28,934</b>	

Race and ethnicity	Cases		Hospitalizations		Deaths	
White	996,945	55%	49,491	65%	21,000	73%
Hispanic	378,488	21%	13,740	18%	5,259	18%
Non-Hispanic	542,426	30%	34,156	45%	14,730	51%
Unknown	76,031	4%	1,595	2%	1,011	3%
Black	236,929	13%	15,855	21%	4,627	16%
Hispanic	13,636	1%	660	1%	187	1%
Non-Hispanic	202,961	11%	14,852	19%	4,265	15%
Unknown	20,332	1%	343	0%	175	1%
Other race	265,253	15%	8,643	11%	2,368	8%
Hispanic	133,928	7%	4,583	6%	1,081	4%
Non-Hispanic	90,419	5%	3,661	5%	1,084	4%
Unknown	40,906	2%	399	1%	203	1%
Unknown race	298,601	17%	2,230	3%	939	3%
Hispanic	42,091	2%	472	1%	173	1%
Non-Hispanic	18,667	1%	254	0%	111	0%
Unknown	237,843	13%	1,504	2%	655	2%
<b>Total</b>	<b>1,797,728</b>		<b>76,219</b>		<b>28,934</b>	

**Hospitalization** counts include anyone who was hospitalized at some point during their illness. It does not reflect the number of people currently hospitalized. **Other race** includes any person with a race of American Indian/Alaskan native, Asian, native Hawaiian/Pacific Islander, or other.

# COVID-19: deaths in Florida residents and staff of long-term care facilities

Data through Feb 14, 2021 verified as of Feb 15, 2021 at 09:25 AM

Data in this report are provisional and subject to change.

For current cases in residents or staff of long-term care facilities, please visit: <https://floridahealthcovid19.gov/>

County	Deaths		County	Deaths		County	Deaths	
Palm Beach	982	10%	Martin	151	1%	Gilchrist	17	0%
Dade	970	10%	Hernando	137	1%	Wakulla	15	0%
Pinellas	825	8%	Osceola	128	1%	Calhoun	14	0%
Broward	605	6%	Charlotte	123	1%	Gadsden	14	0%
Hillsborough	515	5%	Indian River	112	1%	Gulf	14	0%
Polk	398	4%	Clay	109	1%	Bradford	13	0%
Brevard	363	4%	Leon	85	1%	Washington	13	0%
Sarasota	356	4%	Bay	84	1%	Baker	12	0%
Duval	353	3%	Jackson	84	1%	Flagler	11	0%
Orange	350	3%	St. Johns	80	1%	Jefferson	10	0%
Lee	330	3%	Highlands	79	1%	Holmes	9	0%
Volusia	261	3%	Santa Rosa	74	1%	Lafayette	8	0%
Escambia	257	3%	Alachua	59	1%	Franklin	7	0%
Marion	234	2%	Suwannee	56	1%	Desoto	6	0%
St. Lucie	227	2%	Columbia	47	0%	Levy	6	0%
Seminole	213	2%	Sumter	44	0%	Monroe	4	0%
Pasco	210	2%	Putnam	33	0%	Dixie	3	0%
Lake	203	2%	Nassau	32	0%	Taylor	3	0%
Collier	177	2%	Hendry	25	0%	Hardee	2	0%
Manatee	176	2%	Walton	24	0%	Hamilton	1	0%
Citrus	163	2%	Okeechobee	23	0%	Liberty	1	0%
Okaloosa	154	2%	Madison	19	0%	Total	10,113	

**Note:** cases are summarized by the county of usual residence. Residents and staff may be cases associated with facilities that are not in their county of usual residence, resulting in cases being included below for counties that do not have facilities with known cases.

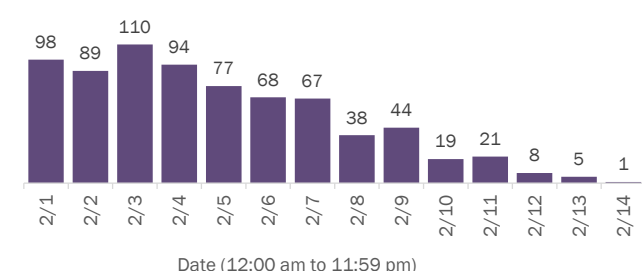
# COVID-19: cases in Florida residents who have died

Data through Feb 14, 2021 verified as of Feb 15, 2021 at 09:25 AM

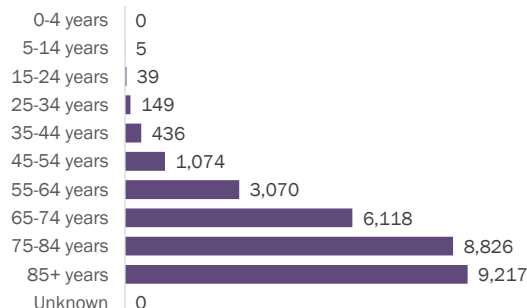
Data in this report are provisional and subject to change.

Demographics for all identified COVID-19 deaths: 28,934

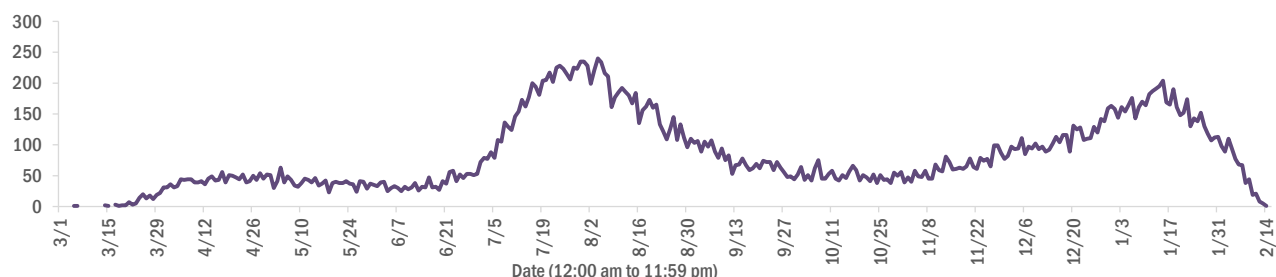
## Deaths by date of death for the past 2 weeks



## Deaths by age group



## Deaths by date of death since March 2020



Age group	Deaths	Cases	Case fatality rate	Mortality rate per 100,000 population
0-4 years	0	35,042	0.0%	0.0
5-14 years	5	108,021	0.0%	0.2
15-24 years	39	276,472	0.0%	1.6
25-34 years	149	313,184	0.0%	5.3
35-44 years	436	278,246	0.2%	16.7
45-54 years	1,074	274,134	0.4%	38.5
55-64 years	3,070	236,996	1.3%	106.1
65-74 years	6,118	150,549	4.1%	252.1
75-84 years	8,826	83,889	10.5%	628.5
85+ years	9,217	39,946	23.1%	1595.9
Unknown	0	1,249	0.0%	
<b>Total</b>	<b>28,934</b>	<b>1,797,728</b>	<b>1.6%</b>	<b>134.0</b>

Race	Deaths	Cases	Case fatality rate	Mortality rate per 100,000 population
White	21,000	996,945	2.1%	125.8
Black	4,627	236,929	2.0%	126.5
Other	2,368	265,253	0.9%	190.3
Unknown	939	298,601	0.3%	
<b>Total</b>	<b>28,934</b>	<b>1,797,728</b>	<b>1.6%</b>	<b>134.0</b>

Gender	Deaths	Cases	Case fatality rate	Mortality rate per 100,000 population
Male	16,199	844,700	1.9%	153.4
Female	12,735	939,669	1.4%	115.3
Unknown	0	13,359	0.0%	
<b>Total</b>	<b>28,934</b>	<b>1,797,728</b>	<b>1.6%</b>	<b>134.0</b>

Ethnicity	Deaths	Cases	Case fatality rate	Mortality rate per 100,000 population
Hispanic	6,700	568,143	1.2%	118.0
Non-Hispanic	20,190	854,473	2.4%	126.8
Unknown	2,044	375,112	0.5%	
<b>Total</b>	<b>28,934</b>	<b>1,797,728</b>	<b>1.6%</b>	<b>134.0</b>

# COVID-19: characteristics of 1,797,728 cases

Data through Feb 14, 2021 verified as of Feb 15, 2021 at 09:25 AM

Data in this report are provisional and subject to change.

Tables below include cases in Florida residents and non-Florida residents.

All 67 Florida counties have cases:

County	FL resident cases		Non-FL resident cases	Total cases	FL resident deaths	FL death rate
Dade	389,621	<div><div></div></div> 22%	4,871	394,492	5,185	1.3%
Broward	183,185	<div><div></div></div> 10%	2,125	185,310	2,266	1.2%
Palm Beach	112,895	<div><div></div></div> 6%	1,905	114,800	2,349	2.1%
Orange	108,220	<div><div></div></div> 6%	1,430	109,650	1,030	1.0%
Hillsborough	105,768	<div><div></div></div> 6%	893	106,661	1,402	1.3%
Duval	84,894	<div><div></div></div> 5%	1,389	86,283	1,044	1.2%
Pinellas	61,778	<div><div></div></div> 3%	1,548	63,326	1,372	2.2%
Lee	53,848	<div><div></div></div> 3%	1,804	55,652	855	1.6%
Polk	54,195	<div><div></div></div> 3%	378	54,573	1,057	2.0%
Osceola	34,863	<div><div></div></div> 2%	566	35,429	402	1.2%
Volusia	32,769	<div><div></div></div> 2%	539	33,308	609	1.9%
Escambia	29,392	<div><div></div></div> 2%	3,396	32,788	594	2.0%
Brevard	31,530	<div><div></div></div> 2%	553	32,083	704	2.2%
Pasco	31,459	<div><div></div></div> 2%	285	31,744	602	1.9%
Manatee	29,798	<div><div></div></div> 2%	586	30,384	547	1.8%
Collier	28,221	<div><div></div></div> 2%	974	29,195	431	1.5%
Leon	27,247	<div><div></div></div> 2%	829	28,076	266	1.0%
Marion	26,285	<div><div></div></div> 1%	106	26,391	677	2.6%
Sarasota	24,870	<div><div></div></div> 1%	1,141	26,011	676	2.7%
Seminole	25,692	<div><div></div></div> 1%	187	25,879	404	1.6%
Lake	23,179	<div><div></div></div> 1%	319	23,498	527	2.3%
Alachua	21,587	<div><div></div></div> 1%	243	21,830	199	0.9%
St. Lucie	20,892	<div><div></div></div> 1%	131	21,023	522	2.5%
St. Johns	19,306	<div><div></div></div> 1%	262	19,568	182	0.9%
Okaloosa	17,797	<div><div></div></div> 1%	186	17,983	311	1.7%
Bay	17,277	<div><div></div></div> 1%	672	17,949	318	1.8%
Santa Rosa	16,305	<div><div></div></div> 1%	211	16,516	243	1.5%
Clay	16,230	<div><div></div></div> 1%	37	16,267	283	1.7%
Hernando	10,623	<div><div></div></div> 1%	80	10,703	368	3.5%
Indian River	10,418	<div><div></div></div> 1%	90	10,508	252	2.4%
Charlotte	10,168	<div><div></div></div> 1%	154	10,322	333	3.3%
Martin	9,929	<div><div></div></div> 1%	181	10,110	269	2.7%
Citrus	9,272	<div><div></div></div> 1%	75	9,347	363	3.9%
Sumter	7,530	<div><div></div></div> 0%	78	7,608	219	2.9%
Columbia	7,465	<div><div></div></div> 0%	36	7,501	149	2.0%

County	FL resident cases		Non-FL resident cases	Total cases	FL resident deaths	FL death rate
Nassau	7,049	<div><div></div></div> 0%	411	7,460	106	1.5%
Highlands	6,875	<div><div></div></div> 0%	67	6,942	291	4.2%
Walton	6,106	<div><div></div></div> 0%	693	6,799	76	1.2%
Jackson	5,752	<div><div></div></div> 0%	62	5,814	140	2.4%
Putnam	5,705	<div><div></div></div> 0%	16	5,721	117	2.1%
Flagler	5,580	<div><div></div></div> 0%	66	5,646	85	1.5%
Monroe	5,292	<div><div></div></div> 0%	301	5,593	42	0.8%
Gadsden	5,310	<div><div></div></div> 0%	15	5,325	78	1.5%
Suwannee	4,967	<div><div></div></div> 0%	26	4,993	119	2.4%
Hendry	4,190	<div><div></div></div> 0%	18	4,208	66	1.6%
Desoto	3,546	<div><div></div></div> 0%	17	3,563	71	2.0%
Okeechobee	3,415	<div><div></div></div> 0%	34	3,449	69	2.0%
Unknown	365	<div><div></div></div> 0%	3,025	3,390	0	0.0%
Baker	3,214	<div><div></div></div> 0%	15	3,229	54	1.7%
Wakulla	3,088	<div><div></div></div> 0%	12	3,100	51	1.7%
Bradford	2,768	<div><div></div></div> 0%	13	2,781	49	1.8%
Levy	2,747	<div><div></div></div> 0%	9	2,756	29	1.1%
Hardee	2,707	<div><div></div></div> 0%	13	2,720	25	0.9%
Taylor	2,577	<div><div></div></div> 0%	6	2,583	39	1.5%
Washington	2,560	<div><div></div></div> 0%	20	2,580	39	1.5%
Holmes	2,115	<div><div></div></div> 0%	31	2,146	42	2.0%
Madison	1,898	<div><div></div></div> 0%	25	1,923	39	2.1%
Gulf	1,788	<div><div></div></div> 0%	23	1,811	35	2.0%
Union	1,711	<div><div></div></div> 0%	1	1,712	70	4.1%
Calhoun	1,581	<div><div></div></div> 0%	3	1,584	37	2.3%
Lafayette	1,562	<div><div></div></div> 0%	0	1,562	24	1.5%
Hamilton	1,530	<div><div></div></div> 0%	17	1,547	21	1.4%
Dixie	1,432	<div><div></div></div> 0%	3	1,435	17	1.2%
Jefferson	1,351	<div><div></div></div> 0%	22	1,373	22	1.6%
Gilchrist	1,295	<div><div></div></div> 0%	3	1,298	30	2.3%
Franklin	1,238	<div><div></div></div> 0%	30	1,268	12	1.0%
Liberty	1,025	<div><div></div></div> 0%	1	1,026	14	1.4%
Glades	881	<div><div></div></div> 0%	2	883	15	1.7%
Total	1,797,728		33,260	1,830,988	28,934	1.6%

# COVID-19: characteristics of 1,797,728 Florida resident cases

Data through Feb 14, 2021 verified as of Feb 15, 2021 at 09:25 AM

Data in this report are provisional and subject to change.

The table below includes the cities and counties of residence for cases in Florida residents based on the patient's ZIP Code. Note that city is not always received as part of the initial notification and may be missing while the case is being investigated.

City and county	Cases
Miami, Dade	226,018
Orlando, Orange	80,345
Jacksonville, Duval	79,766
Tampa, Hillsborough	61,977
Hialeah, Dade	55,003
Fort Lauderdale, Broward	39,557
Hollywood, Broward	35,146
West Palm Beach, Palm Beach	27,683
Kissimmee, Osceola	26,982
Tallahassee, Leon	26,284
Pensacola, Escambia	24,415
Naples, Collier	23,788
Homestead, Dade	23,326
Saint Petersburg, Pinellas	22,813
Fort Myers, Lee	21,316
Bradenton, Manatee	19,520
Ocala, Marion	19,455
Boca Raton, Palm Beach	19,024
Lakeland, Polk	18,877
Pompano Beach, Broward	17,958
Gainesville, Alachua	17,198
Sarasota, Sarasota	15,316
Lake Worth, Palm Beach	13,752
Port Saint Lucie, St. Lucie	13,741
Cape Coral, Lee	13,548
Clearwater, Pinellas	12,155
Miami Beach, Dade	12,072
Miramar, Broward	11,967
Panama City, Bay	10,999
Boynton Beach, Palm Beach	10,947
Doral, Dade	10,602
Coral Springs, Broward	10,411
Saint Augustine, St. Johns	10,376
Miami Gardens, Dade	10,231
Melbourne, Brevard	9,237
Winter Haven, Polk	9,142
Delray Beach, Palm Beach	8,575
Lehigh Acres, Lee	8,454
Riverview, Hillsborough	8,046
Vero Beach, Indian River	7,993
Milton, Santa Rosa	7,930
Davie, Broward	7,892
New Port Richey, Pasco	7,298
Palm Bay, Brevard	7,185
Sunrise, Broward	7,175
Fort Pierce, St. Lucie	7,019
Coral Gables, Dade	6,959
Saint Cloud, Osceola	6,832
Lake City, Columbia	6,821
Largo, Pinellas	6,785
Daytona Beach, Volusia	6,766
Orange Park, Clay	6,637
Apopka, Orange	6,548
Spring Hill, Hernando	6,351
Plantation, Broward	6,206
Clermont, Lake	6,135
North Miami Beach, Dade	6,111
Davenport, Polk	6,058

# COVID-19: characteristics of 1,797,728 Florida resident cases

Data through Feb 14, 2021 verified as of Feb 15, 2021 at 09:25 AM

Data in this report are provisional and subject to change.

The table below includes the cities and counties of residence for cases in Florida residents based on the patient's ZIP Code. Note that city is not always received as part of the initial notification and may be missing while the case is being investigated.

City and county	Cases
Brandon, Hillsborough	6,055
Weston, Broward	5,754
Plant City, Hillsborough	5,738
Sanford, Seminole	5,687
Jupiter, Palm Beach	5,651
Deltona, Volusia	5,621
Deerfield Beach, Broward	5,359
Winter Garden, Orange	5,230
Port Charlotte, Charlotte	5,002
Fort Walton Beach, Okaloosa	4,966
Tamarac, Broward	4,905
Crestview, Okaloosa	4,719
Palm Coast, Flagler	4,714
Stuart, Martin	4,702
Wesley Chapel, Pasco	4,611
Land O Lakes, Pasco	4,478
Coconut Creek, Broward	4,470
Palm Beach Gardens, Palm Beach	4,437
Deland, Volusia	4,422
Margate, Broward	4,355
Palmetto, Manatee	4,352
Winter Park, Orange	4,303
Palm Harbor, Pinellas	4,262
Miami Lakes, Dade	4,204
Wellington, Palm Beach	4,196
Oviedo, Seminole	4,154
Opa Locka, Dade	4,002
Altamonte Springs, Seminole	3,949
Middleburg, Clay	3,947
Live Oak, Suwannee	3,897
Port Orange, Volusia	3,883
Haines City, Polk	3,840
Lutz, Hillsborough	3,828
Venice, Sarasota	3,768
North Port, Sarasota	3,754
Brooksville, Hernando	3,710
Punta Gorda, Charlotte	3,704
Leesburg, Lake	3,680
Sebring, Highlands	3,676
Ocoee, Orange	3,669
Hallandale, Broward	3,638
Valrico, Hillsborough	3,634
Saint Johns, St. Johns	3,579
The Villages, Sumter	3,553
Pembroke Pines, Broward	3,470
Arcadia, Desoto	3,444
Ormond Beach, Volusia	3,424
Bonita Springs, Lee	3,411
Okeechobee, Okeechobee	3,404
Seminole, Pinellas	3,362
Navarre, Santa Rosa	3,333
Zephyrhills, Pasco	3,272
Immokalee, Collier	3,184
Windermere, Orange	3,153
Longwood, Seminole	3,118
Pinellas Park, Pinellas	3,113
Gulf Breeze, Santa Rosa	3,100
North Lauderdale, Broward	3,017
Ruskin, Hillsborough	2,971



# COVID-19: characteristics of 1,797,728 Florida resident cases

Data through Feb 14, 2021 verified as of Feb 15, 2021 at 09:25 AM

Data in this report are provisional and subject to change.

The table below includes the cities and counties of residence for cases in Florida residents based on the patient's ZIP Code. Note that city is not always received as part of the initial notification and may be missing while the case is being investigated.

City and county	Cases
Cantonment, Escambia	2,965
Niceville, Okaloosa	2,961
North Miami, Dade	2,948
Cocoa, Brevard	2,922
Quincy, Gadsden	2,819
Jacksonville Beach, Duval	2,807
Panama City Beach, Bay	2,805
Crawfordville, Wakulla	2,769
Lake Worth Beach, Palm Beach	2,765
Cutler Ridge, Dade	2,750
Key West, Monroe	2,723
Palatka, Putnam	2,648
Casselberry, Seminole	2,618
Bartow, Polk	2,609
Hudson, Pasco	2,605
Dade City, Pasco	2,592
Fernandina Beach, Nassau	2,571
Port Richey, Pasco	2,556
Green Cove Springs, Clay	2,548
North Fort Myers, Lee	2,508
Oakland Park, Broward	2,446
Perry, Taylor	2,427
Ponte Vedra Beach, St. Johns	2,422
Titusville, Brevard	2,414
Lake Mary, Seminole	2,405
Auburndale, Polk	2,397
Winter Springs, Seminole	2,386
Kissimmee, Polk	2,386
Marianna, Jackson	2,314
Aventura, Dade	2,306
New Smyrna Beach, Volusia	2,305
Lake Wales, Polk	2,300
Lynn Haven, Bay	2,298
Merritt Island, Brevard	2,271
Tarpon Springs, Pinellas	2,261
Inverness, Citrus	2,224
Clewiston, Hendry	2,213
Belle Glade, Palm Beach	2,149
Fleming Island, Clay	2,146
Eustis, Lake	2,089
Santa Rosa Beach, Walton	2,082
Royal Palm Beach, Palm Beach	2,064
Wimauma, Hillsborough	2,028
Estero, Lee	2,020
Parkland, Broward	2,017
Cooper City, Broward	1,996
Chipley, Washington	1,994
Defuniak Springs, Walton	1,987
Dunedin, Pinellas	1,971
Loxahatchee, Palm Beach	1,965
Holiday, Pasco	1,893
Starke, Bradford	1,863
Key Biscayne, Dade	1,863
Labelle, Hendry	1,860
Rockledge, Brevard	1,860
Destin, Okaloosa	1,844
Sarasota, Manatee	1,827
Mount Dora, Lake	1,799
Avon Park, Highlands	1,786

# COVID-19: characteristics of 1,797,728 Florida resident cases

Data through Feb 14, 2021 verified as of Feb 15, 2021 at 09:25 AM

Data in this report are provisional and subject to change.

The table below includes the cities and counties of residence for cases in Florida residents based on the patient's ZIP Code. Note that city is not always received as part of the initial notification and may be missing while the case is being investigated.

City and county	Cases
Parrish, Manatee	1,772
Odessa, Hillsborough	1,771
Mulberry, Polk	1,767
Palm City, Martin	1,747
Tavares, Lake	1,731
Riviera Beach, Palm Beach	1,705
Summerfield, Marion	1,661
Seffner, Hillsborough	1,653
Yulee, Nassau	1,648
Wauchula, Hardee	1,577
Macclenny, Baker	1,567
Groveland, Lake	1,566
Pinecrest, Dade	1,543
Mayo, Lafayette	1,535
Coconut Grove, Dade	1,522
Bonifay, Holmes	1,519
Maitland, Orange	1,496
Callahan, Nassau	1,488
Orange City, Volusia	1,481
Carol City, Dade	1,479
Sebastian, Indian River	1,472
Crossings, Dade	1,468
Ponte Vedra, St. Johns	1,467
Lithia, Hillsborough	1,463
Missing, Dade	1,448
Lady Lake, Lake	1,397
Crystal River, Citrus	1,397
Homosassa, Citrus	1,394
Palmetto Bay, Dade	1,373
Lake Butler, Union	1,326
Pace, Santa Rosa	1,306
Dania, Broward	1,304
Lake Placid, Highlands	1,297
Atlantic Beach, Duval	1,272
Sun City Center, Hillsborough	1,269
Madison, Madison	1,267
Gibsonton, Hillsborough	1,254
Biscayne Park, Dade	1,251
Monticello, Jefferson	1,237
Florida City, Dade	1,236
Dover, Hillsborough	1,234
Hobe Sound, Martin	1,205
Indiantown, Martin	1,204
Oldsmar, Pinellas	1,204
Dunnellon, Marion	1,198
Alachua, Alachua	1,194
Graceville, Jackson	1,190
Edgewater, Volusia	1,190
Apollo Beach, Hillsborough	1,165
Palm Springs, Palm Beach	1,162
Century, Escambia	1,135
Debary, Volusia	1,129
Bellevue, Marion	1,120
North Palm Beach, Palm Beach	1,094
Newberry, Alachua	1,080
Lantana, Palm Beach	1,077
South Miami, Dade	1,066
Lecanto, Citrus	1,046
Havana, Gadsden	1,046

# COVID-19: characteristics of 1,797,728 Florida resident cases

Data through Feb 14, 2021 verified as of Feb 15, 2021 at 09:25 AM

Data in this report are provisional and subject to change.

The table below includes the cities and counties of residence for cases in Florida residents based on the patient's ZIP Code. Note that city is not always received as part of the initial notification and may be missing while the case is being investigated.

City and county	Cases
El Portal, Dade	1,038
Hilliard, Nassau	1,033
Williston, Levy	1,021
Jasper, Hamilton	1,008
Blountstown, Calhoun	1,005
Beverly Hills, Citrus	986
Safety Harbor, Pinellas	977
Freeport, Walton	976
Ellenton, Manatee	965
Jensen Beach, Martin	961
Satellite Beach, Brevard	947
Wewahitchka, Gulf	924
Sanderson, Baker	923
Lauderhill, Broward	913
Wildwood, Sumter	911
Trenton, Gilchrist	906
Keystone Heights, Clay	900
Everglades National Park, Dade	892
Nokomis, Sarasota	877
Mary Esther, Okaloosa	868
Hernando, Citrus	864
Fellsmere, Indian River	859
Englewood, Charlotte	858
Frostproof, Polk	858
Wilton Manors, Broward	857
Fisher Island, Dade	836
Port Saint Joe, Gulf	836
Bushnell, Sumter	835
Polk City, Polk	830
Moore Haven, Glades	826
Dunnellon, Citrus	823
Key Largo, Monroe	822
Coleman, Sumter	822
Medley, Dade	801
Shalimar, Okaloosa	800
Bristol, Liberty	794
Cross City, Dixie	784
Lauderdale Lakes, Broward	782
Pahokee, Palm Beach	759
South Bay, Palm Beach	758
Marco Island, Collier	730
Glen Saint Mary, Baker	719
Cocoa Beach, Brevard	714
Chattahoochee, Gadsden	712
High Springs, Alachua	709
Fort Meade, Polk	708
Uleta, Dade	703
Olympia Heights, Dade	702
Chiefland, Levy	685
Minneola, Lake	679
Coral, Dade	679
Interlachen, Putnam	675
Englewood, Sarasota	675
Sorrento, Lake	674
Indialantic, Brevard	673
Crescent City, Putnam	671
Thonotosassa, Hillsborough	667
Miramar Beach, Walton	665
Trinity, Pasco	662

# COVID-19: characteristics of 1,797,728 Florida resident cases

Data through Feb 14, 2021 verified as of Feb 15, 2021 at 09:25 AM

Data in this report are provisional and subject to change.

The table below includes the cities and counties of residence for cases in Florida residents based on the patient's ZIP Code. Note that city is not always received as part of the initial notification and may be missing while the case is being investigated.

City and county	Cases
Spring Hill, Pasco	652
Lawtey, Bradford	648
Fruitland Park, Lake	640
Bowling Green, Hardee	632
Marathon, Monroe	630
Jacksonville, St. Johns	625
Southwest Ranches, Broward	617
Fort Myers Beach, Lee	607
Lake Alfred, Polk	600
Old Town, Dixie	597
Neptune Beach, Duval	595
Fort White, Columbia	592
Umatilla, Lake	591
West Melbourne, Brevard	572
Baker, Okaloosa	544
Sneads, Jackson	538
Bronson, Levy	529
Belle Isle, Orange	528
Clearwater Beach, Pinellas	525
Silver Springs, Marion	522
Carrabelle, Franklin	519
South Daytona, Volusia	518
Jay, Santa Rosa	507
Palm Beach, Palm Beach	502
Weeki Wachee, Hernando	501
Gulfport, Pinellas	490
Sweetwater, Dade	477
Hawthorne, Alachua	467
Cottdale, Jackson	464
Mascotte, Lake	464
Midway, Gadsden	451
Bunnell, Flagler	449
Molino, Escambia	448
Zolfo Springs, Hardee	446
Citra, Marion	444
Oakland, Orange	440
East Palatka, Putnam	438
Oxford, Sumter	438
Surfside, Dade	438
Rotunda West, Charlotte	436
Florida State University, Leon	429
Melbourne Beach, Brevard	421
Myakka City, Manatee	417
Youngstown, Bay	413
Cape Canaveral, Brevard	410
Altha, Calhoun	410
Apalachicola, Franklin	406
Ocklawaha, Marion	402
Centerville, Leon	393
Mims, Brevard	392
Tavernier, Monroe	391
Flagler Beach, Flagler	389
Celebration, Osceola	387
Branford, Suwannee	384
Dundee, Polk	384
Indian Harbour Beach, Brevard	381
Alva, Lee	380
Bal Harbour, Dade	371
Archer, Alachua	364

# COVID-19: characteristics of 1,797,728 Florida resident cases

Data through Feb 14, 2021 verified as of Feb 15, 2021 at 09:25 AM

Data in this report are provisional and subject to change.

The table below includes the cities and counties of residence for cases in Florida residents based on the patient's ZIP Code. Note that city is not always received as part of the initial notification and may be missing while the case is being investigated.

City and county	Cases
Hastings, St. Johns	360
Bell, Gilchrist	357
Haverhill, Palm Beach	356
De Leon Springs, Volusia	355
Raiford, Union	354
Webster, Sumter	347
Eagle Lake, Polk	346
Osprey, Sarasota	337
Grand Ridge, Jackson	328
West Miami, Dade	324
Floral City, Citrus	320
Holly Hill, Volusia	316
Pierson, Volusia	314
Greenville, Madison	311
Lake Park, Palm Beach	311
Vernon, Washington	309
Malone, Jackson	308
Jennings, Hamilton	308
Tequesta, Palm Beach	302
Grand Island, Lake	299
Satsuma, Putnam	298
Ave Maria, Collier	296
Chuluota, Seminole	296
Eastpoint, Franklin	295
Montverde, Lake	290
Westville, Holmes	286
Gotha, Orange	285
Indian Rocks Beach, Pinellas	284
Lehigh, Lee	283
Elkton, St. Johns	280
Melrose, Putnam	276
Laurel Hill, Okaloosa	274
Bryceville, Nassau	274
Alafaya, Orange	271
Reddick, Marion	271
Sebastian, Brevard	271
Valparaiso, Okaloosa	262
Malabar, Brevard	261
Greenwood, Jackson	260
Kenneth City, Pinellas	260
Fort McCoy, Marion	258
Ponce De Leon, Holmes	254
Winter Park, Seminole	252
O Brien, Suwannee	250
San Antonio, Pasco	250
Anthony, Marion	246
Belleair, Pinellas	245
Lake Panasoffkee, Sumter	242
South Pasadena, Pinellas	231
Morriston, Levy	229
Geneva, Seminole	228
Edgewood, Orange	225
Sanibel, Lee	224
Inlet Beach, Walton	223
Greenacres, Palm Beach	222
Southport, Bay	221
Lee, Madison	218
Hosford, Liberty	216
Fountain, Bay	216

# COVID-19: characteristics of 1,797,728 Florida resident cases

Data through Feb 14, 2021 verified as of Feb 15, 2021 at 09:25 AM

Data in this report are provisional and subject to change.

The table below includes the cities and counties of residence for cases in Florida residents based on the patient's ZIP Code. Note that city is not always received as part of the initial notification and may be missing while the case is being investigated.

City and county	Cases
Gretna, Gadsden	215
White Springs, Hamilton	213
Kindred, Osceola	211
Weirsdale, Marion	205
Wellborn, Suwannee	202
Fern Park, Seminole	200
Missing, Volusia	199
Hallandale Beach, Broward	199
Bay Harbor Islands, Dade	196
Eglin Air Force Base, Okaloosa	194
University Of Central Fl, Orange	194
Mcdavid, Escambia	193
Longboat Key, Manatee	192
Saint James City, Lee	189
Mcalpin, Suwannee	185
Azalea Park, Orange	183
Sopchoppy, Wakulla	180
Missing, Orange	180
Holt, Okaloosa	180
Lakewood Ranch, Manatee	178
Holmes Beach, Manatee	177
Altoona, Lake	177
The Villages, Marion	176
Islamorada, Monroe	175
Howey-In-The-Hills, Lake	174
Alford, Jackson	174
Micanopy, Alachua	173
Juno Beach, Palm Beach	173
Astatula, Lake	172
Babson Park, Polk	169
Zellwood, Orange	166
Madeira Beach, Pinellas	163
Poinciana, Polk	163
The Villages, Lake	163
Lauderdale By The Sea, Broward	158
Caryville, Washington	156
Atlantis, Palm Beach	155
University Of Miami, Dade	154
Summerland Key, Monroe	152
Mangonia Park, Palm Beach	151
Center Hill, Sumter	149
Bokeelia, Lee	148
Lake Helen, Volusia	147
Odessa, Pasco	146
Lockhart, Orange	145
Viera, Brevard	145
Pomona Park, Putnam	142
Oak Hill, Volusia	142
Bay Lake, Orange	141
Clair-Mel City, Hillsborough	139
Hiawassee, Orange	138
Rocky Point, Hillsborough	137
University Of Fl, Alachua	133
Osteen, Volusia	133
Ponce Inlet, Volusia	132
Golden Beach, Dade	132
Citrus Springs, Citrus	131
Hollister, Putnam	131
Grant-Valkaria, Brevard	131

# COVID-19: characteristics of 1,797,728 Florida resident cases

Data through Feb 14, 2021 verified as of Feb 15, 2021 at 09:25 AM

Data in this report are provisional and subject to change.

The table below includes the cities and counties of residence for cases in Florida residents based on the patient's ZIP Code. Note that city is not always received as part of the initial notification and may be missing while the case is being investigated.

City and county	Cases
Hypoluxo, Palm Beach	130
Carrollwood, Hillsborough	125
Baldwin, Duval	122
Cutler Bay, Dade	121
Hampton, Bradford	121
Apopka, Seminole	121
San Mateo, Putnam	120
Clarksville, Calhoun	119
Sumterville, Sumter	118
Lutz, Pasco	117
Matlacha, Lee	116
Cloud Lake, Palm Beach	115
Inglis, Levy	114
Big Pine Key, Monroe	112
Steinhatchee, Taylor	112
Paisley, Lake	111
Placida, Charlotte	111
Lake Hamilton, Polk	110
Kendall, Dade	110
Christmas, Orange	109
Lady Lake, Sumter	107
Buena Ventura Lakes, Osceola	103
Panacea, Wakulla	102
Belleair Beach, Pinellas	99
Seville, Volusia	99
Lamont, Jefferson	98
Callaway, Bay	98
Temple Terrace, Hillsborough	97
South Fort Myers, Lee	97
Dinsmore, Duval	96
Canal Point, Palm Beach	95
Hurlburt Field, Okaloosa	94
University Of Central Florida, Orange	94
Florahome, Putnam	93
Tierra Verde, Pinellas	92
Brooker, Bradford	92
Harmony, Osceola	91
West Park, Broward	90
Astor, Lake	90
Waldo, Alachua	90
Bascom, Jackson	87
Lighthouse Point, Broward	87
Barefoot Bay, Brevard	86
Tyndall Air Force Base, Bay	84
Pinetta, Madison	83
Fruit Cove, St. Johns	83
Barry University, Dade	83
Cedar Key, Levy	81
Missing, Lee	81
Missing, St. Johns	81
Maitland, Seminole	81
Saint Leo, Pasco	80
University Of South Florida, Hillsborough	79
F M, Lee	78
Crystal Beach, Pinellas	78
Lorida, Highlands	78
Bradenton Beach, Manatee	75
Kathleen, Polk	75
Dania Beach, Broward	74

# COVID-19: characteristics of 1,797,728 Florida resident cases

Data through Feb 14, 2021 verified as of Feb 15, 2021 at 09:25 AM

Data in this report are provisional and subject to change.

The table below includes the cities and counties of residence for cases in Florida residents based on the patient's ZIP Code. Note that city is not always received as part of the initial notification and may be missing while the case is being investigated.

City and county	Cases
Ocean Ridge, Palm Beach	73
Palma Ceia, Hillsborough	73
Welaka, Putnam	73
Avon Park, Polk	72
Patrick Air Force Base, Brevard	71
Campbellton, Jackson	70
Sunny Isles Beach, Dade	70
City Of Sunrise, Broward	69
Ochopee, Collier	69
Saint Pete Beach, Pinellas	68
Missing, Marion	68
Eatonville, Orange	68
Fort Denaud, Hendry	67
Air Mail Facility, Dade	66
Yalaha, Lake	65
Boca Grande, Lee	63
North Venice, Sarasota	63
Princeton, Dade	62
Greensboro, Gadsden	62
Stock Island, Monroe	62
Florida Gulf Coast Univ, Lee	61
Reunion, Osceola	59
Bonita Beach, Lee	58
Destin, Walton	58
Georgetown, Putnam	58
Orlando, Seminole	56
Mexico Beach, Bay	56
Bellview, Escambia	56
Cudjoe Key, Monroe	54
Missing, St. Lucie	54
Anna Maria, Manatee	53
Lake Suzy, Desoto	53
Orlando, Dade	52
Missing, Santa Rosa	52
Miami, Unknown	52
Micco, Brevard	52
North Redington Beach, Pinellas	51
Treasure Island, Pinellas	50
Ona, Hardee	50
Northdale, Hillsborough	50
Heathrow, Seminole	50
Walnut Hill, Escambia	49
Missing, Lake	49
Singer Island, Palm Beach	49
Felda, Hendry	47
Miami Springs, Dade	47
Palm Beach Shores, Palm Beach	47
Aloma, Orange	47
Salt Springs, Marion	47
Cinco Bayou, Okaloosa	47
Miromar Lakes, Lee	45
Okahumpka, Lake	45
Town N Country, Hillsborough	45
Missing, Duval	44
Terra Ceia, Manatee	44
Orlando, Osceola	44
Enterprise, Volusia	44
Highland City, Polk	43
Missing, Pinellas	42



# COVID-19: characteristics of 1,797,728 Florida resident cases

Data through Feb 14, 2021 verified as of Feb 15, 2021 at 09:25 AM

Data in this report are provisional and subject to change.

The table below includes the cities and counties of residence for cases in Florida residents based on the patient's ZIP Code. Note that city is not always received as part of the initial notification and may be missing while the case is being investigated.

City and county	Cases
Sewalls Point, Martin	42
Florence Villa, Polk	41
University Of Tampa, Hillsborough	41
Saint Johns, Duval	40
Missing, Pasco	40
Village Of Wellington, Palm Beach	40
Manalapan, Palm Beach	40
Intercession City, Osceola	40
Waverly, Polk	40
Duette, Manatee	40
Ebro, Washington	39
Key Colony Beach, Monroe	39
Orlando, Broward	39
Gulf Breeze, Escambia	38
Kenansville, Osceola	38
Eaton Park, Polk	38
Orlando, Volusia	37
Bayonet Point, Pasco	37
Green Acres, Palm Beach	37
Ponte Vedra, Duval	37
Florida International Univ, Dade	37
Florida A And M University, Leon	36
Village Wellington, Palm Beach	35
Orlando, Polk	35
Naranja, Dade	34
Lacoochee, Pasco	34
Flemington, Marion	34
Missing, Palm Beach	34
Highland Beach, Palm Beach	34
Hialeah Gardens, Dade	33
Pasadena, Pinellas	33
Dowling Park, Suwannee	32
Bay Pines, Pinellas	32
Tice, Lee	32
Cortez, Manatee	32
Palm Shores, Brevard	31
Bagdad, Santa Rosa	31
Lulu, Columbia	31
Eloise, Polk	30
Miami Shores, Dade	30
Bonita Springs, Collier	29
Homeland, Polk	29
Penney Farms, Clay	29
Orlando, Hillsborough	29
Jupiter, Martin	28
Hallandale Beach, Broward	28
Pensacola Beach, Santa Rosa	27
Florida State, Leon	27
Caryville, Holmes	27
Mcintosh, Marion	27
Univ Of FI Student Dorms, Alachua	27
Nocatee, Desoto	27
Stetson University, Volusia	27
Saint Marks, Wakulla	27
Lakeshore, Polk	26
Homosassa Springs, Citrus	26
South Palm Beach, Palm Beach	26
Miami, Broward	26
City Of Westlake, Palm Beach	26

# COVID-19: characteristics of 1,797,728 Florida resident cases

Data through Feb 14, 2021 verified as of Feb 15, 2021 at 09:25 AM

Data in this report are provisional and subject to change.

The table below includes the cities and counties of residence for cases in Florida residents based on the patient's ZIP Code. Note that city is not always received as part of the initial notification and may be missing while the case is being investigated.

City and county	Cases
Horseshoe Beach, Dixie	26
Lealman, Pinellas	26
Kinard, Calhoun	26
North Bay Village, Dade	26
Siesta Key, Sarasota	26
Tangerine, Orange	25
South Miami Heights, Dade	25
Chokoloskee, Collier	25
Missing, Hillsborough	25
Palmdale, Glades	25
Missing, Monroe	25
Venus, Highlands	25
Indian Lake Estates, Polk	25
Poinciana, Osceola	24
Earleton, Alachua	24
Santa Fe, Alachua	24
Labelle, Glades	24
Alturas, Polk	24
Davenport, Osceola	24
Bayshore Gardens, Manatee	24
New Smyrna, Volusia	23
Missing, Escambia	23
Goulds, Dade	23
Fort Lauderdale, Dade	23
Bonaventure, Broward	23
Tioga, Alachua	22
Balm, Hillsborough	22
Missing, Seminole	22
Westchase, Hillsborough	22
Florida Dept Of Corrections, Union	22
Yankeetown, Levy	22
Pine Hills, Orange	22
La Crosse, Alachua	22
Bradley, Polk	22
Ridge Manor, Pasco	22
Hawthorne, Putnam	21
Kissimmee, Orange	21
Wausau, Washington	21
Paxton, Walton	21
Bonifay, Washington	21
Bostwick, Putnam	21
Long Key, Monroe	21
Sparr, Marion	21
Perdido Key, Escambia	21
Orange Lake, Marion	21
Wabasso, Indian River	20
Sydney, Hillsborough	20
Citrus Ridge, Indian River	20
Loughman, Polk	20
Archer, Levy	20
Little Torch Key, Monroe	19
Laud-By-The-Sea, Broward	19
Mango, Hillsborough	19
Plymouth, Orange	19
Crystal Springs, Pasco	19
Everglades City, Collier	19
Pine Castle, Orange	19
Branford, Lafayette	19
Missing, Citrus	19

# COVID-19: characteristics of 1,797,728 Florida resident cases

Data through Feb 14, 2021 verified as of Feb 15, 2021 at 09:25 AM

Data in this report are provisional and subject to change.

The table below includes the cities and counties of residence for cases in Florida residents based on the patient's ZIP Code. Note that city is not always received as part of the initial notification and may be missing while the case is being investigated.

City and county	Cases
Babcock Ranch, Lee	19
Indian River Shores, Indian River	19
Mexico Beach, Gulf	19
Sun City, Hillsborough	19
Sugarloaf Key, Monroe	19
Goodland, Collier	18
Florida International University, Dade	18
Missing, Manatee	18
Orlando, Palm Beach	18
Fort Ogden, Desoto	18
Hollywood, Dade	18
Parker, Bay	18
Pembroke Park, Broward	18
Lowell, Marion	18
Wekiva Springs, Seminole	18
Jensen Beach, St. Lucie	17
Graceville, Holmes	17
Candler, Marion	17
Nichols, Polk	17
Nalcrest, Polk	17
Maxville, Duval	17
Gulf Hammock, Levy	16
Shady Hills, Pasco	16
Jacksonville, Unknown	16
West Panama City Beach, Bay	16
Champions Gate, Polk	16
Orlando, Pinellas	16
Westlake, Palm Beach	16
Woodville, Leon	15
Lake City, Suwannee	15
Wewahitchka, Calhoun	15
Redington Shores, Pinellas	15
Golden Oak, Orange	15
Lake Buena Vista, Orange	15
Missing, Broward	15
Missing, Collier	15
Tallevast, Manatee	15
Hernando Beach, Hernando	15
Gulf Stream, Palm Beach	15
Webster, Hernando	15
Village Of Palmetto Bay, Dade	14
Mount Dora, Orange	14
Union Park, Orange	14
Copeland, Collier	14
High Springs, Gilchrist	14
Hutchinson Island, St. Lucie	14
White Springs, Columbia	14
Lakewood Ranch, Sarasota	14
Brooksville, Pasco	14
Winter Garden, Lake	14
Murdock, Charlotte	14
Forest City, Orange	14
Orlando, Brevard	13
Otter Creek, Levy	13
Saint George Island, Franklin	13
Trilby, Pasco	13
Hialeah, Unknown	13
Belleair Bluffs, Pinellas	13
Trenton, Levy	13

# COVID-19: characteristics of 1,797,728 Florida resident cases

Data through Feb 14, 2021 verified as of Feb 15, 2021 at 09:25 AM

Data in this report are provisional and subject to change.

The table below includes the cities and counties of residence for cases in Florida residents based on the patient's ZIP Code. Note that city is not always received as part of the initial notification and may be missing while the case is being investigated.

City and county	Cases
Orlando, Lake	13
Buckingham, Lee	13
Watersound, Walton	13
Missing, Indian River	13
Suwannee, Dixie	13
Graham, Bradford	13
Laurel Hill, Walton	13
Roseland, Indian River	12
Braden River, Manatee	12
Kingsley Lake, Bradford	12
Gonzalez, Escambia	12
Rosemary Beach, Walton	12
Pensacola Beach, Escambia	12
Johns Pass Village, Pinellas	12
Orlando, Unknown	12
Saint Lucie West, St. Lucie	12
Choctaw Beach, Okaloosa	12
Lake Monroe, Seminole	12
Fort Charlotte, Charlotte	12
Daytona Beach Shores, Volusia	12
Unknown, Dade	12
Missing, Brevard	12
Long Boat Key, Manatee	11
Ramrod Key, Monroe	11
Holder, Citrus	11
Mount Plymouth, Lake	11
Orlando, Leon	11
Wahneta, Polk	11
Durant, Hillsborough	11
Citrus Hills, Citrus	10
Leisure City, Dade	10
Orlando, Duval	10
Passport, Unknown	10
Seacrest, Walton	10
Missing, Putnam	10
Greenville, Taylor	10
Hillsboro Beach, Broward	10
Ozona, Pinellas	10
Missing, Nassau	10
Indian Creek Village, Dade	10
Naples, Lee	10
Steinhatchee, Dixie	10
Eau Gallie, Brevard	10
Deerfield Beach, Palm Beach	10
Telogia, Liberty	10
Alys Beach, Bay	10
Cottdondale, Washington	9
Redington Beach, Pinellas	9
Sea Ranch Lakes, Broward	9
Palma Sola, Manatee	9
Lake Como, Putnam	9
Missing, Polk	9
University Park, Manatee	9
Grandin, Putnam	9
Beverly Beach, Flagler	9
Rubonia, Manatee	9
Los Angeles, Dade	9
Lamont, Madison	9
Lloyd, Jefferson	9

# COVID-19: characteristics of 1,797,728 Florida resident cases

Data through Feb 14, 2021 verified as of Feb 15, 2021 at 09:25 AM

Data in this report are provisional and subject to change.

The table below includes the cities and counties of residence for cases in Florida residents based on the patient's ZIP Code. Note that city is not always received as part of the initial notification and may be missing while the case is being investigated.

City and county	Cases
Cypress, Jackson	9
Haines Creek, Lake	9
Florida State Univ Admin, Leon	9
Forest City, Seminole	9
Missing, Martin	9
Fanning Springs, Gilchrist	9
Perrine, Dade	9
Saint Augustine, Duval	9
West Delray Beach, Palm Beach	9
Grant Valkaria, Brevard	9
Briny Breezes, Palm Beach	9
Dade City, Hernando	9
Nobleton, Hernando	8
Elfers, Pasco	8
Day, Lafayette	8
Virginia Gardens, Dade	8
Salem, Taylor	8
Missing, Unknown	8
Umatilla, Marion	8
Seybold, Dade	8
Fairfield, Marion	8
Ferndale, Lake	8
Fort Walton Beach, Unknown	8
Cross Creek, Alachua	8
Captiva, Lee	8
Goldenrod, Seminole	8
Ponce De Leon, Walton	8
Deer Island, Lake	8
East Lake, Marion	8
Innovation, Pasco	8
Gibsonia, Polk	8
Jerome, Collier	8
Barberville, Volusia	7
Missing, Taylor	7
Wildlight, Nassau	7
Fort Lauderdale, Unknown	7
Missing, Okaloosa	7
Saint Augustine Beach, St. Johns	7
Niceville, Walton	7
Orlando, Alachua	7
Putnam Hall, Putnam	7
Palm City, St. Lucie	7
Aripeka, Pasco	7
Holt, Santa Rosa	7
Maitland, Volusia	7
Pine Ridge, Citrus	7
Switzerland, St. Johns	7
University Of Central Fl, Hillsborough	7
Orlando, Pasco	7
Longboat Key, Sarasota	7
Babcock Ranch, Charlotte	7
Keystone Heights, Bradford	7
Orange Springs, Marion	7
Fernandina, Nassau	7
Evinston, Alachua	7
Orange Park, Duval	7
Port Saint John, Brevard	7
Basinger, Okeechobee	7
Lake Butler, Bradford	6

# COVID-19: characteristics of 1,797,728 Florida resident cases

Data through Feb 14, 2021 verified as of Feb 15, 2021 at 09:25 AM

Data in this report are provisional and subject to change.

The table below includes the cities and counties of residence for cases in Florida residents based on the patient's ZIP Code. Note that city is not always received as part of the initial notification and may be missing while the case is being investigated.

City and county	Cases
Missing, Flagler	6
Missing, Bay	6
Mayport Naval Station, Duval	6
Bradenton, Sarasota	6
Maitland, Osceola	6
Inglis, Citrus	6
Glenwood, Volusia	6
Boca Raton, Broward	6
Orchid, Indian River	6
Miccosukee, Leon	6
Pensacola, Unknown	6
Ybor City, Hillsborough	6
Duck Key, Monroe	6
Sunny Hills, Washington	6
Orlando, Flagler	6
Orlando, Marion	6
White City, Gulf	6
Worthington Springs, Union	6
Quail Heights, Dade	6
Punta Gorda, Lee	6
River Ranch, Polk	6
Valkaria, Brevard	6
Indian Shores, Pinellas	6
Missing, Walton	6
Missing, Sarasota	6
Missing, Clay	6
Labelle, Lee	6
Coco River, Collier	6
Maitland, Hillsborough	6
Hialeah, Broward	6
Grove City, Charlotte	6
Winter Park, Polk	6
Winderemere, Orange	6
Westchester, Dade	5
Port Salerno, Martin	5
Ebro, Bay	5
Eglin, Okaloosa	5
Bruce, Holmes	5
Scottsmoor, Brevard	5
Miami, Palm Beach	5
Stuart, St. Lucie	5
Pass, Unknown	5
Missing, Leon	5
Shady Grove, Taylor	5
Milton, Escambia	5
Mayport, Duval	5
Inlet Beach, Bay	5
Bayou George, Bay	5
Miami Gardens, Unknown	5
Miramar, Dade	5
Morrison, Marion	5
Kissimmee, Unknown	5
Jacksonville Naval Air Station, Duval	5
Fort Lauderdale, Palm Beach	5
Psl, Unknown	5
Pompano Beach, Unknown	5
San Carlos Park, Lee	5
Ocoee, Lake	5
Okeechobee, Martin	5

# COVID-19: characteristics of 1,797,728 Florida resident cases

Data through Feb 14, 2021 verified as of Feb 15, 2021 at 09:25 AM

Data in this report are provisional and subject to change.

The table below includes the cities and counties of residence for cases in Florida residents based on the patient's ZIP Code. Note that city is not always received as part of the initial notification and may be missing while the case is being investigated.

City and county	Cases
N/A, Unknown	5
Orlando, Manatee	5
Wakulla Springs, Wakulla	5
Miami Beach, Unknown	5
Anastasia Island, St. Johns	5
Fort Lauderdale, Lee	5
University Of Central Fl, Martin	5
Williston, Marion	5
Point Washington, Walton	4
Pompano Beach, Dade	4
Seacrest, Bay	4
East Rockland Key, Monroe	4
El Jobean, Charlotte	4
Bella Collina, Lake	4
Alys Beach, Walton	4
Missing, Alachua	4
Naples, Unknown	4
Hinsdale, Manatee	4
Weirsdale, Lake	4
Pompano Beach, Palm Beach	4
Oneco, Manatee	4
International Service Center, Dade	4
Indian Rock Beach, Pinellas	4
Hollywood, Unknown	4
Bowling Green, Polk	4
Cypress Gardens, Polk	4
Orlando, Lee	4
Missing, Sumter	4
Newberry, Gilchrist	4
Okeechobee, Osceola	4
Boynton Beach, Broward	4
Branford, Gilchrist	4
Conch Key, Monroe	4
Cape Haze, Charlotte	4
Clewiston, Palm Beach	4
Sugarloaf, Monroe	4
Clarcona, Orange	4
Lamont, Taylor	4
Lazy Lake, Broward	4
Greenville, Jefferson	4
Deland, Lake	4
Oklawaha, Marion	4
Port Charlotte, Unknown	4
Okeechobee, Glades	4
West Bradenton, Manatee	4
Loxahatchee Groves, Palm Beach	4
Live Oak, Madison	4
Lake Geneva, Clay	4
Pensacola, Santa Rosa	4
Glen Ridge, Palm Beach	4
Missing, Highlands	4
Coconut Creek, Palm Beach	4
Highland Park, Polk	4
Melrose, Bradford	4
Margate, Unknown	4
Mid Florida, Seminole	4
Ocean Breeze, Martin	4
Pass, Dade	3
Vero Beach, Brevard	3

# COVID-19: characteristics of 1,797,728 Florida resident cases

Data through Feb 14, 2021 verified as of Feb 15, 2021 at 09:25 AM

Data in this report are provisional and subject to change.

The table below includes the cities and counties of residence for cases in Florida residents based on the patient's ZIP Code. Note that city is not always received as part of the initial notification and may be missing while the case is being investigated.

City and county	Cases
Los Angeles, Broward	3
Lake Worth, Broward	3
Jacksonville, Dade	3
Brewton, Escambia	3
Apopka, Broward	3
Lanark Village, Franklin	3
Lake Harbor, Palm Beach	3
Maitland, Polk	3
Orem, Palm Beach	3
Pp, Dade	3
Pp, Unknown	3
Woodside, Broward	3
Lake City, Duval	3
Lakeland, Hillsborough	3
Immokalee, Lee	3
Lynbrook, Broward	3
Miami, Orange	3
Miami Gardens, Broward	3
Fort Myers, Unknown	3
Hallandale Beach, Unknown	3
Blountstown, Liberty	3
Wildwood, Marion	3
Village Of Golf, Palm Beach	3
Saint Augusaintine Beach, St. Johns	3
Port Saint Lucie, Martin	3
Palm Coast, Volusia	3
Saint Petersburg, Hillsborough	3
Pineland, Lee	3
Tampa Palms, Hillsborough	3
Tampa, Pinellas	3
Tarpon Springs, Pasco	3
Winter Garden, Seminole	3
Clermont, Orange	3
Jacksonville, Clay	3
Laurel, Sarasota	3
Ludlam, Dade	3
Land O Lakes, Hillsborough	3
Lady Lake, Marion	3
Jacksonville , Duval	3
Bay Harbor Islands, Unknown	3
Fisher Island, Unknown	3
Ft Pierce, St. Lucie	3
Milligan, Okaloosa	3
Westville, Walton	3
Coraopolis, Citrus	3
Chicago, Lee	3
Bristol, Calhoun	3
Jacksonville, Alachua	3
North Fort Myers, Charlotte	3
Stuart, Palm Beach	3
Sorrento, Orange	3
Cape San Blas, Gulf	3
Crestview, Walton	3
Fernandina Beach, Duval	3
Apopka, Lake	3
Island Grove, Alachua	3
Green Cove Springs, Duval	3
Fpo, Duval	3
Mayport Naval Housing, Duval	3



# COVID-19: characteristics of 1,797,728 Florida resident cases

Data through Feb 14, 2021 verified as of Feb 15, 2021 at 09:25 AM

Data in this report are provisional and subject to change.

The table below includes the cities and counties of residence for cases in Florida residents based on the patient's ZIP Code. Note that city is not always received as part of the initial notification and may be missing while the case is being investigated.

City and county	Cases
Monticello, Madison	3
Samoset, Manatee	3
San Fernando, Unknown	3
Vernon, Bay	3
Jonesville, Alachua	3
Julington Creek, St. Johns	3
Jupiter Island, Martin	3
Longwood, Unknown	3
Mims, Volusia	3
Miramar, Unknown	3
Marco Island, Lee	3
Alford, Washington	3
Altamonte Springs, Orange	3
Sandestin, Walton	3
Pembroke Pines, Unknown	3
Ocean Reef Club, Monroe	3
Vero Beach, St. Lucie	3
Venice, Dade	2
University Of Central Fl, Seminole	2
West Palm Beach, Unknown	2
Windermere, Hillsborough	2
Winter Park, Volusia	2
Winter Springs, Orange	2
Okeechobee, Highlands	2
Orlando, Escambia	2
Port Charlotte, Lee	2
Port St. Lucie, St. Lucie	2
Sand Lake, Orange	2
Union, Manatee	2
Bonnie, Dade	2
Eatonville, Polk	2
Delray Beach, Broward	2
Fort Pierce, Brevard	2
High Springs, Columbia	2
Graceville, Unknown	2
Marathon Shores, Monroe	2
Miami, Martin	2
Long Beach, Orange	2
New Port Richey, Hillsborough	2
Labelle, Collier	2
Jena, Taylor	2
Lauderhill, Unknown	2
Seguin, Unknown	2
Sunrise, Unknown	2
Tampa, Broward	2
Tarpon Springs, Hillsborough	2
Sarasota, Unknown	2
Port Canaveral, Brevard	2
Plantation Key, Monroe	2
Orlando, St. Lucie	2
Oakland Park, Unknown	2
Orlando, Collier	2
Marysville, Dade	2
Callahan, Duval	2
Cross Key, Monroe	2
Cibolo, Orange	2
Claysville, Hernando	2
Dade City, Unknown	2
Crescent Beach, Sarasota	2

# COVID-19: characteristics of 1,797,728 Florida resident cases

Data through Feb 14, 2021 verified as of Feb 15, 2021 at 09:25 AM

Data in this report are provisional and subject to change.

The table below includes the cities and counties of residence for cases in Florida residents based on the patient's ZIP Code. Note that city is not always received as part of the initial notification and may be missing while the case is being investigated.

City and county	Cases
Defuniak Springs, Okaloosa	2
Defuniak Springs, Unknown	2
Tampa, Hernando	2
Summerfield, Unknown	2
Sharpes, Brevard	2
Saint Lucie Village, St. Lucie	2
Sebring, Desoto	2
Ormond Beach, Flagler	2
Panama City, Unknown	2
Pembroke Pines, Dade	2
Vero Beach, Unknown	2
Wauchula, Desoto	2
Yeehaw, Okeechobee	2
Marina Del Rey, Broward	2
Melrose, Clay	2
Mesa, Unknown	2
Longview, Dade	2
Noma, Holmes	2
Missing, Osceola	2
Jacksonville Naval Hospital, Duval	2
Jacksonville, Nassau	2
Hosford, Calhoun	2
Aventura, Broward	2
000000, Unknown	2
Champions Gate, Osceola	2
Saint Marys, Nassau	2
Windermere, Lake	2
Wacissa, Jefferson	2
Sutton, Pasco	2
Tampa, Unknown	2
Port Saint Lucie, Palm Beach	2
Red Bay, Holmes	2
Fort Lauderdale, Alachua	2
Deerfield Beach, Unknown	2
Doral, Unknown	2
Brooklyn, Broward	2
Cross City, Taylor	2
Carl Fisher, Dade	2
Jupiter, Dade	2
Homeless, Hillsborough	2
Lakeland, Unknown	2
Micanopy, Marion	2
Lecanto, Marion	2
Miami Shores, Broward	2
Maitland, Leon	2
Fort Myers, Collier	2
Fort Pierce, Martin	2
Lake Helen, Orange	2
Clermont, Polk	2
Doctors Inlet, Clay	2
Bonifay, Jackson	2
Bonnie, Sarasota	2
Bronx, Seminole	2
Weston, Dade	2
West Palm Beach, Dade	2
Winter Park, Leon	2
Orlando, Charlotte	2
Redland, Dade	2
Olustee, Baker	2

# COVID-19: characteristics of 1,797,728 Florida resident cases

Data through Feb 14, 2021 verified as of Feb 15, 2021 at 09:25 AM

Data in this report are provisional and subject to change.

The table below includes the cities and counties of residence for cases in Florida residents based on the patient's ZIP Code. Note that city is not always received as part of the initial notification and may be missing while the case is being investigated.

City and county	Cases
Missing, Hernando	2
Orlando, Santa Rosa	2
Palm Springs North, Dade	2
None, Dade	2
Navarre, Okaloosa	2
Mount Pleasant, Gadsden	2
Seven Springs, Pasco	2
Upper Key Largo, Monroe	2
University Of Central Florida, Brevard	2
West Villages, Sarasota	2
Zellwood, Lake	2
Blountstown, Jackson	2
Alligator Point, Franklin	2
Bradington, Manatee	2
Coconut Creek, Unknown	2
Hallandale Beach, Dade	2
Crawfordville, Leon	2
Eatonville, Lake	2
Lutz, Pinellas	2
Los Angeles, Okaloosa	2
Lawtey, Union	2
Wekiwa Springs, Seminole	2
Wimauma, Manatee	2
Provo, Broward	2
Portland, Unknown	2
Moore Haven, Hendry	2
University Of Central Florida, Palm Beach	2
University Of Central Florida, Pinellas	2
Sumatra, Liberty	2
Maitland, Lake	2
Hialeah Lakes, Dade	2
Hialeah, Orange	2
Naples, Broward	2
Cassadaga, Volusia	2
Fort Walton Beach, Walton	2
Dunnellon, Levy	2
Madison, Unknown	2
Maitland, Pasco	2
Chipley, Jackson	2
Amelia City, Nassau	2
Apopka, Unknown	2
Alligator Point, Wakulla	2
Florida Power & Light Co, Dade	2
University Of Central Florida, Broward	2
Orlando, Okaloosa	2
Miamt, Dade	2
Ocala, Unknown	2
Ridge Manor Estates, Sumter	2
Saint Teresa, Wakulla	2
San Antonio, Dade	1
San Diego, Unknown	1
Republic, Monroe	1
Russellville, Hillsborough	1
Saint Augustine, Okaloosa	1
Steinhatchee, Alachua	1
Sanford, Palm Beach	1
Sebastian, Lake	1
Ridgewood, Broward	1
Riverview, Manatee	1

# COVID-19: characteristics of 1,797,728 Florida resident cases

Data through Feb 14, 2021 verified as of Feb 15, 2021 at 09:25 AM

Data in this report are provisional and subject to change.

The table below includes the cities and counties of residence for cases in Florida residents based on the patient's ZIP Code. Note that city is not always received as part of the initial notification and may be missing while the case is being investigated.

City and county	Cases
Roseland, Palm Beach	1
Porter Ranch, Dade	1
Raiford, Bradford	1
Ponte Vedra Beach, Orange	1
Port Orange , Volusia	1
Port Saint Lucie, Indian River	1
Plant City, Unknown	1
Pompano Beach, Alachua	1
Middleburg, Duval	1
Midland, Osceola	1
Miami, Charlotte	1
Miamii, Dade	1
Missing, Wakulla	1
Mumford, Manatee	1
N/A, Duval	1
Naples, Alachua	1
Palm City, Unknown	1
Oviedo, Leon	1
Ocean City, Broward	1
Old Town, Gilchrist	1
Opa Locka, Polk	1
Orem, Sarasota	1
Orem, Unknown	1
University Of Central Florida, Hillsborough	1
Wilbur By The Sea, Volusia	1
Willowbrook, Lee	1
Westerville, Hillsborough	1
Wilton Manors, Dade	1
Winston Salem, Unknown	1
Winter Garden, Hillsborough	1
Woodland Hills, Brevard	1
Village Of Palm Springs, Palm Beach	1
Virginia Beach, Alachua	1
Webster, Pasco	1
Union City, Bradford	1
University Of Central Fl, Pasco	1
Tampa, Escambia	1
Tampa, Manatee	1
Tangerine, Lake	1
Yulee, Duval	1
Fort Denaud, Glades	1
Fort Meyers, Lee	1
Everett, Dade	1
Fl State Lot, Leon	1
El Paso, Unknown	1
Eatonville, Seminole	1
Colorado Springs, Unknown	1
Conifer, Lee	1
Destin, Unknown	1
Diamond, Highlands	1
Daniel Island, Bay	1
Altamonte, Orange	1
Alva, Collier	1
333, Unknown	1
Allentown, Putnam	1
Apple Creek, Citrus	1
Amelia Village, Nassau	1
Barefoot Beach, Lee	1
Azalea Park, Osceola	1

# COVID-19: characteristics of 1,797,728 Florida resident cases

Data through Feb 14, 2021 verified as of Feb 15, 2021 at 09:25 AM

Data in this report are provisional and subject to change.

The table below includes the cities and counties of residence for cases in Florida residents based on the patient's ZIP Code. Note that city is not always received as part of the initial notification and may be missing while the case is being investigated.

City and county	Cases
Avon, Manatee	1
Aventura, Osceola	1
Chipley, Holmes	1
Chattanooga, Dade	1
Chickasha, Sarasota	1
Boston, Dade	1
Bryn Mawr, Palm Beach	1
Burkeville, Brevard	1
Camden Wyoming, Duval	1
Bear Grass, Palm Beach	1
Mary Esther, Escambia	1
Miami Garden, Unknown	1
Longwood, Orange	1
Lauderdale Hill, Unknown	1
Lehigh Cares, Lee	1
Live Oak, Columbia	1
Loganville, Orange	1
Lake Mary, Lake	1
Knoxville, Escambia	1
Jeffersonville, Broward	1
Hickory, Lee	1
Hilliard, Unknown	1
Homeless, Dade	1
Homer, Escambia	1
Hallandale Ben, Unknown	1
Havana, Leon	1
Fortlauderdale, Unknown	1
Fortwalton Beach, Okaloosa	1
Ft Pierce, Unknown	1
Garland, Orange	1
Downers Grove, St. Lucie	1
Duke Field Air Force Station, Okaloosa	1
Export, Palm Beach	1
Fdsf, Unknown	1
Felda, Palm Beach	1
Flagler Beach, Volusia	1
Flomaton, Escambia	1
Flora, Lee	1
Fresno, Pasco	1
Fort Myers, Lake	1
Green, Clay	1
Greensburg, Orange	1
Greenville, Monroe	1
Gulf Shores, Escambia	1
Fruitland Park, Sumter	1
Fwb, Unknown	1
Gainesville, Marion	1
Gastonia, Polk	1
Clearwater, Highlands	1
Clermont, Unknown	1
Columbia, Orange	1
Coral Gables, Unknown	1
Coral Springs, Unknown	1
Cornelius, Leon	1
Crestview, Dade	1
Dade City, Polk	1
Dania, Unknown	1
Darien, Pasco	1
Arcadia, Charlotte	1

# COVID-19: characteristics of 1,797,728 Florida resident cases

Data through Feb 14, 2021 verified as of Feb 15, 2021 at 09:25 AM

Data in this report are provisional and subject to change.

The table below includes the cities and counties of residence for cases in Florida residents based on the patient's ZIP Code. Note that city is not always received as part of the initial notification and may be missing while the case is being investigated.

City and county	Cases
Aspen, Palm Beach	1
Atlanta, Broward	1
Aurburndale, Polk	1
Aventura, Unknown	1
Azalea Park, Sarasota	1
Bartow, Unknown	1
Boca Rotan, Unknown	1
Alpharetta, Alachua	1
Apalachicola, Leon	1
Brooksville, Columbia	1
Bryn Mawr, Collier	1
Canfield, Duval	1
Naugatuck, Lee	1
Myakka, Duval	1
North Little Rock, Palm Beach	1
New Vernon, Sarasota	1
New York, Broward	1
Northville, Broward	1
Ocala, Indian River	1
Ocoee, Broward	1
Orlando, Orange	1
Ocoee, Polk	1
Monessen, Palm Beach	1
Missing, Columbia	1
Missing, Baker	1
Middleburg, Unknown	1
Minneapolis, Broward	1
Hilliard, Dade	1
Hollywood, Leon	1
Holt, Unknown	1
Homestead, Monroe	1
Humble, Broward	1
Havanna, Gadsden	1
Lake City, Volusia	1
Jan Phyl Village, Polk	1
Killarney, Orange	1
Knoxville, Duval	1
Maitland, Unknown	1
Melbourne, Orange	1
Metter, Volusia	1
Miami Beach, Palm Beach	1
Miami Granders, Dade	1
Lakeland, Pasco	1
Lakewood, Unknown	1
Los Angeles, Polk	1
Sumter Ville, Unknown	1
Tallahassee, Escambia	1
Telluride, Lee	1
Tinley Park, Lee	1
University Of Central FI, Dade	1
Stockbridge, Leon	1
Sullivans Island, Dade	1
Tampa, Dade	1
Tampa, Jackson	1
Tampa, Lee	1
Saint Petersburg, Dade	1
San Juan, Osceola	1
San Pedro Sula, Dade	1
Sandy, Duval	1

# COVID-19: characteristics of 1,797,728 Florida resident cases

Data through Feb 14, 2021 verified as of Feb 15, 2021 at 09:25 AM

Data in this report are provisional and subject to change.

The table below includes the cities and counties of residence for cases in Florida residents based on the patient's ZIP Code. Note that city is not always received as part of the initial notification and may be missing while the case is being investigated.

City and county	Cases
South Otselic, Dade	1
Sevierville, Dade	1
Southampton, Palm Beach	1
Springhill, Unknown	1
Opa Locka, Unknown	1
Orem, Nassau	1
Orlando, Highlands	1
Pound Ridge, Leon	1
Richmond Heights, Dade	1
Riverview, Pinellas	1
Rochester, Lee	1
Rosemary Beach, Bay	1
Saint Cloud, Orange	1
Ponce, Orange	1
Port Charlotte Fl, Unknown	1
Plant City, Hendry	1
Plant City, Pinellas	1
Plantation, Unknown	1
Windermere, Polk	1
Winter Park, Lake	1
Wayne, Dade	1
West Simsbury, Collier	1
Leesburg, Marion	1
Lehigh Acres, Dade	1
Lewisburg, Pasco	1
Largo, Unknown	1
Littleton, Dade	1
Lake City, Hamilton	1
La Grange, Dade	1
Homosassa, Hernando	1
Holly Ridge, Orange	1
Homeless, Polk	1
Jerusalem, St. Johns	1
Louisville, Manatee	1
Los Angeles Ca, Unknown	1
Macdill Air Force Base, Hillsborough	1
Margate, Dade	1
Marshall, Dade	1
Mary Esther, Unknown	1
Miami Lakes, Unknown	1
Miami, Hillsborough	1
Miami, Manatee	1
Miami Beach, Broward	1
Middlesburg, Duval	1
Missing, Jackson	1
Davenport, Orange	1
Daytona Beach, Unknown	1
Deland, St. Lucie	1
Deltona, Orange	1
Foley, Escambia	1
Harrison, Pinellas	1
Granada Hills, Broward	1
Guilford, Dade	1
Hailandale, Unknown	1
Fort Myers-, Lee	1
Fort Pierce, Unknown	1
Gainesville, Duval	1
Conway, Leon	1
Cypress, Leon	1

# COVID-19: characteristics of 1,797,728 Florida resident cases

Data through Feb 14, 2021 verified as of Feb 15, 2021 at 09:25 AM

Data in this report are provisional and subject to change.

The table below includes the cities and counties of residence for cases in Florida residents based on the patient's ZIP Code. Note that city is not always received as part of the initial notification and may be missing while the case is being investigated.

City and county	Cases
Clermont, Volusia	1
Clewiston, Glades	1
Bridgeport, Dade	1
Bronx, Palm Beach	1
Cartersville, Unknown	1
Altoona, Marion	1
Anaheim, Unknown	1
Argyle, Walton	1
Athens, Duval	1
Bogota, Orange	1
Bradenton, Dade	1
Bradenton, Osceola	1
Zolfo Springs, Polk	1
Westbrook, Dade	1
Wichita, Volusia	1
West Palm Beach, Broward	1
Winder Garden, Orange	1
Windermere, Leon	1
Windermere, Osceola	1
Windermere, Seminole	1
Winter Garden, Broward	1
Winter Park, St. Johns	1
Winter Garden, Pinellas	1
Winter Park, Broward	1
Winter Park, Indian River	1
Winter Park, Lee	1
Tulsa, Orange	1
Sun City Center, Hardee	1
Tiffin, Highlands	1
Venice, Unknown	1
Vernon, Unknown	1
Washington, Unknown	1
Wells, Polk	1
Saint Cloud, Unknown	1
Saint Johns, Unknown	1
Shelton, Manatee	1
Tallahassee, Duval	1
Tallahassee, Unknown	1
Tampa, Palm Beach	1
Tavares, Marion	1
Spring Hill , Hernando	1
Spring Hill, Dade	1
Starke, Clay	1
Stone Mountain, Palm Beach	1
Navarre, Dade	1
New Orleans, Palm Beach	1
Newark, Broward	1
Newburgh, Bay	1
North Pole, Seminole	1
North Port, Lee	1
Old Town, Alachua	1
Ona, Manatee	1
Oooooo, Unknown	1
Ocoee, Osceola	1
Okeechobee, Broward	1
Orlando, Columbia	1
Orlando, Indian River	1
Orem, Broward	1
Ormond Beach, Unknown	1



# COVID-19: characteristics of 1,797,728 Florida resident cases

Data through Feb 14, 2021 verified as of Feb 15, 2021 at 09:25 AM

Data in this report are provisional and subject to change.

The table below includes the cities and counties of residence for cases in Florida residents based on the patient's ZIP Code. Note that city is not always received as part of the initial notification and may be missing while the case is being investigated.

City and county	Cases
Oviedo, Brevard	1
Orlando, Sarasota	1
Saint Petersburg, St. Lucie	1
Sandford, Seminole	1
Sarasota, Flagler	1
Saxis, Lee	1
Sebring, Lee	1
Rye, Duval	1
Rex, Duval	1
Parker, Dade	1
Parker, Leon	1
Pacifica, Dade	1
Palm Coast, Alachua	1
Palm Coast, Polk	1
Port Everglades, Broward	1
Peoria, Unknown	1
Plantation, Orange	1
Pompano Beach, Martin	1
Panama City, Walton	1
Perry, Leon	1
Port Orange, Unknown	1
Port Saint Lucie, Orange	1
Provincetown, Collier	1
Palm Coast, Duval	1
Orlando, Union	1
Oviedo, Seminole	1
Oxford, Palm Beach	1
New Richmond, Volusia	1
Opalocka, Dade	1
North Canton, Palm Beach	1
Oakland, Leon	1
Ocala, Alachua	1
Okeechobee, St. Lucie	1
Rio Dell, Volusia	1
Rochelle, Volusia	1
Saint Cloud, Lee	1
Saint Johns, Orange	1
San Antonio, Sarasota	1
San Antonio, Unknown	1
Sanford, Volusia	1
South Burlington, Orange	1
Shannon, Collier	1
Soldotna, Broward	1
Spring Park, Alachua	1
Steinhatchee, Madison	1
Tangerine, Seminole	1
Tewksbury, Orange	1
Umatilla, Alachua	1
University Of Central Florida, Monroe	1
Toms River, Dade	1
Winter Park, Osceola	1
Wood River, Polk	1
Worcester, Palm Beach	1
Wheaton, Lee	1
Winter Park, Alachua	1
Wilmington, Broward	1
Wesley Chapel, Alachua	1
Virginia Beach, Hernando	1
Waco, Broward	1

# COVID-19: characteristics of 1,797,728 Florida resident cases

Data through Feb 14, 2021 verified as of Feb 15, 2021 at 09:25 AM

Data in this report are provisional and subject to change.

The table below includes the cities and counties of residence for cases in Florida residents based on the patient's ZIP Code. Note that city is not always received as part of the initial notification and may be missing while the case is being investigated.

City and county	Cases
Washington, Broward	1
Bryant, Alachua	1
Boca Raton, Unknown	1
Bohealia, Lee	1
Buffalo, Palm Beach	1
Carol Stream, Orange	1
Castleberry, Escambia	1
Charlotte, Pasco	1
Arlington, Dade	1
Apopka, Flagler	1
99, Unknown	1
Alanson, Bay	1
Aollywoss, Dade	1
Blowing Rock, Polk	1
Belleair, Hillsborough	1
Dorchester, Orange	1
Deland, Polk	1
Estero, Collier	1
Fanning Springs, Levy	1
Clear Brook, Lee	1
Crestview, Holmes	1
Columbus, Brevard	1
Cookeville, Seminole	1
Cumberland, Palm Beach	1
Dade City, Hillsborough	1
Dallas, Lee	1
De Leon Springs, Putnam	1
Lake Placid, Alachua	1
Kingsland, Duval	1
Kissimmee, Brevard	1
Jupiter, Unknown	1
Jamaica, Broward	1
Jersey City, Polk	1
Gainesville, Baker	1
Gilmer, Dade	1
Jacksonville, Manatee	1
Haverford, Hillsborough	1
Herrin, Orange	1
Marianna, Calhoun	1
Marshall, Palm Beach	1
Miami, Collier	1
Miami, St. Lucie	1
Melrose, Alachua	1
Miamf, Dade	1
Miami G, Dade	1
Lemoyne, Manatee	1
Los Angeles, Palm Beach	1
Lyndhurst, Broward	1
Magnolia Square, Osceola	1
Maitland, Alachua	1
Lawrence Township, Palm Beach	1
Las Vegas, Orange	1
Lake Worth Beach, Broward	1
Lander, Citrus	1
Mckinney, Broward	1
Miamc, Dade	1
Missing, Okeechobee	1
Monroe Township, Palm Beach	1
Moore Haven, Okeechobee	1

# COVID-19: characteristics of 1,797,728 Florida resident cases

Data through Feb 14, 2021 verified as of Feb 15, 2021 at 09:25 AM

Data in this report are provisional and subject to change.

The table below includes the cities and counties of residence for cases in Florida residents based on the patient's ZIP Code. Note that city is not always received as part of the initial notification and may be missing while the case is being investigated.

City and county	Cases
Morrisville, Unknown	1
Lake Butler, Alachua	1
Las Vegas, Palm Beach	1
Ldhl, Broward	1
Longwood, Volusia	1
Lehigh Acres, Collier	1
Lincoln, St. Lucie	1
Little Neck, Lee	1
Homeless, Monroe	1
Homeless, Pinellas	1
Hudson, Hernando	1
Hoclywsod, Dade	1
Holiday, Pinellas	1
Indian Rocks Beach, Duval	1
Indiantown, Palm Beach	1
Inglewood, Sarasota	1
Inverness, Marion	1
Inwood, Broward	1
Irvine, Marion	1
Istachatta, Hernando	1
Jupiter, St. Lucie	1
Kenilworth, Leon	1
Jacksonville, Orange	1
Jefferson, Dade	1
Jonesboro, Leon	1
Key West, Duval	1
Keys West, Unknown	1
Kingsland, Nassau	1
Knoxville, Bay	1
Carmel, Orange	1
Cedar Springs, Hernando	1
Chicago, Unknown	1
Coconut Ck, Unknown	1
Dallas, Hernando	1
Dayton, Lake	1
Daytona Beach, Pinellas	1
Dearborn, Broward	1
Deer Park, Dade	1
Brooklyn, Dade	1
Brooklyn, Lee	1
Caracas, Dade	1
Boston, Broward	1
Bel Air, Collier	1
O, Manatee	1
Alachua, Duval	1
Alpharetta, Broward	1
Apopka, Clay	1
Asheville, Highlands	1
Astoria, Broward	1
Bartow, Hardee	1
Downingtown, Hillsborough	1
Dpo, Santa Rosa	1
Dunedin, Unknown	1
Deerfield, Dade	1
Deland, Seminole	1
Deltona, Seminole	1
Fort Lauderdale, Leon	1
Fort Myers, Sarasota	1
Fort Pierce, Palm Beach	1

# COVID-19: characteristics of 1,797,728 Florida resident cases

Data through Feb 14, 2021 verified as of Feb 15, 2021 at 09:25 AM

Data in this report are provisional and subject to change.

The table below includes the cities and counties of residence for cases in Florida residents based on the patient's ZIP Code. Note that city is not always received as part of the initial notification and may be missing while the case is being investigated.

City and county	Cases
Fort White, Clay	1
East Palatka, Hillsborough	1
Eastpoint, Leon	1
Garden City, Alachua	1
Gaylord, Orange	1
Gotcha, Orange	1
Greensburg, Palm Beach	1
Hallandale, Unknown	1
Haines City, Osceola	1
Hernando, Marion	1
Hialeah, Collier	1
Helen, Bay	1
Saint Joseph, Volusia	1
Russellville, Bay	1
Saint Cloud, Palm Beach	1
Prattville, Hillsborough	1
Prestonsburg, Bay	1
Quincy, Jackson	1
Rapid City, Broward	1
Piasa, Putnam	1
Suitland, Volusia	1
Sunbright, Palm Beach	1
San Antonio, Orange	1
Sanford, Unknown	1
Seminole, Leon	1
Shalimar, Unknown	1
Shirley, Flagler	1
Oldsmar, Hillsborough	1
North Palm Beach, Orange	1
Northport, Sarasota	1
Oakland, Lee	1
Milford, Lee	1
Myakka City, Sarasota	1
New Middletown, Hillsborough	1
New Port Richey, Pinellas	1
New Port Richey, Unknown	1
Newberry, Marion	1
Orlo Vista, Orange	1
Other, Dade	1
Palm Beach Gardens, Unknown	1
Palmetto Bay, Palm Beach	1
Palmetto, Pasco	1
Pass-A-Grille Beach, Pinellas	1
Pembroke Lakes, Broward	1
Tavares, Orange	1
Tequesta, Martin	1
Topsham, Manatee	1
Town Of Nocatee, St. Johns	1
Troy, Manatee	1
Unkn, Duval	1
Syracuse, Polk	1
Tallahassee, Dade	1
Tamarac, Dade	1
Waipahu, Santa Rosa	1
Ward, Polk	1
Wellborn, Columbia	1
West Apim Beach, Palm Beach	1
West Yarmouth, St. Lucie	1
Venetian Islands, Dade	1

# COVID-19: characteristics of 1,797,728 Florida resident cases

Data through Feb 14, 2021 verified as of Feb 15, 2021 at 09:25 AM

Data in this report are provisional and subject to change.

The table below includes the cities and counties of residence for cases in Florida residents based on the patient's ZIP Code. Note that city is not always received as part of the initial notification and may be missing while the case is being investigated.

City and county	Cases
Winter Garden, Duval	1
Woodbine, Nassau	1
Yulee, St. Johns	1
Zephyrhills, Hillsborough	1
Cincinnati, Dade	1
Crossings, Unknown	1
Dfafs, Okaloosa	1
Davenport, Lake	1
Davie, Unknown	1
Dayton, Orange	1
Edgewood, Broward	1
Elkton, Putnam	1
Floral, Okaloosa	1
Armstrong, St. Johns	1
Atl, Brevard	1
Alva, Escambia	1
Andalusia, Escambia	1
Arcadia, Highlands	1
Baker, Santa Rosa	1
Belleville, Palm Beach	1
Belmont, Santa Rosa	1
Blountstown, Broward	1
Bronson, Alachua	1
Brooker, Alachua	1
Bradenton, Clay	1
Brandon, Pinellas	1
Bonita, Lee	1
Bocaraten, Palm Beach	1
Hudson, Pinellas	1
Hoosick Falls, Broward	1
Indian Rock Beach, Palm Beach	1
Interlachen, Duval	1
Kure Beach, Monroe	1
Lakeland, Palm Beach	1
Gibson, Unknown	1
Gainesville, Okaloosa	1
Gainesville, Unknown	1
Hialeahgardens, Dade	1
Hiram, Leon	1
Greenbrier, Bay	1
Groveland, Orange	1
Monroe, Hillsborough	1
New Vernon, Palm Beach	1
Olds, Manatee	1
Longwood, Broward	1
Lucedale, St. Lucie	1
Maccleeny, Duval	1
Mantua, Broward	1
Middletown, Osceola	1
Mayaguez, Dade	1
Westlake Village, Unknown	1
Watersound, Bay	1
White Plains, Broward	1
Whites Creek, Leon	1
Windermere, Volusia	1
Wtixrat, Dade	1
Ventura, Orange	1
Unk, Duval	1
Unknown Out Of Area, St. Lucie	1

# COVID-19: characteristics of 1,797,728 Florida resident cases

Data through Feb 14, 2021 verified as of Feb 15, 2021 at 09:25 AM

Data in this report are provisional and subject to change.

The table below includes the cities and counties of residence for cases in Florida residents based on the patient's ZIP Code. Note that city is not always received as part of the initial notification and may be missing while the case is being investigated.

City and county	Cases
Pembroke Pines, Orange	1
Pensacola, Sumter	1
Palm Coast, Unknown	1
Paducah, Manatee	1
Orlando, Jackson	1
North Laud, Unknown	1
Ocoee, Unknown	1
Perth Amboy, Hillsborough	1
Port Orange, Brevard	1
Powell, Lee	1
Puerto Rico, Unknown	1
Punta Gorda, Unknown	1
Randolph, Orange	1
Rivera Beach, Palm Beach	1
Saint Augustine, Flagler	1
Seffenner, Hillsborough	1
Seminole, Lee	1
Saint Petersburg, Charlotte	1
Sunrtise, Dade	1
Tallahassee, Gadsden	1
Tallahassee, Madison	1
University Of Central Florida, Lee	1
Trenton, Dixie	1
Unknown, Unknown	1
Toms River, Lee	1
Tourist, Dade	1
Daytona Beach, Orange	1
Deerfield Beach, Polk	1
Crestview, Broward	1
Dalecity, Okaloosa	1
Clearwater, Leon	1
Crystal River, Marion	1
Crystal River, Unknown	1
Fellsmere, Brevard	1
Fleming Island, Duval	1
Florida City, Unknown	1
Fort Lauderdale, Collier	1
El Dorado, Palm Beach	1
East Setauket, Palm Beach	1
Canton, Duval	1
Charlotte, Alachua	1
Cantonment, Santa Rosa	1
Cape Coral, Unknown	1
Bryceville, Duval	1
Bradenton, Lee	1
Boca Raton, Dade	1
Boca Raton, Madison	1
Bogota, Unknown	1
Atlanta, Walton	1
Attalla, Broward	1
Auburn, Palm Beach	1
Autagaville, Broward	1
Apopka, Volusia	1
Alachua, Suwannee	1
Alafaya, Broward	1
Alafaya, Pinellas	1
Merrick, Palm Beach	1
Metter, Manatee	1
Miamiardens, Unknown	1

# COVID-19: characteristics of 1,797,728 Florida resident cases

Data through Feb 14, 2021 verified as of Feb 15, 2021 at 09:25 AM

Data in this report are provisional and subject to change.

The table below includes the cities and counties of residence for cases in Florida residents based on the patient's ZIP Code. Note that city is not always received as part of the initial notification and may be missing while the case is being investigated.

City and county	Cases
Miamksaohes, Dade	1
Miami Dade, Unknown	1
Lake Clarke Shores, Palm Beach	1
Lake Forest, Collier	1
Macclenny, Dixie	1
Madison, Jefferson	1
Maitland, Collier	1
Key West, Palm Beach	1
Kilgore, Dade	1
Jupiter Inlet, Palm Beach	1
Jzx, Unknown	1
Land O Lakes, Unknown	1
Landolakes, Unknown	1
Lawton, Okaloosa	1
Levittown, Palm Beach	1
Lima, Manatee	1
Lima, Volusia	1
Gainesville, Levy	1
Glen Cove, Unknown	1
Glen Saint Mary, Duval	1
Golden Oak, Hillsborough	1
Greensboro, Leon	1
Jacksonville, Baker	1
Jacksonville, Marion	1
Irmo, Unknown	1
Immokalee, Walton	1
Orlando, Gadsden	1
Orlando, Hernando	1
Orlando, St. Johns	1
Orem, Dade	1
Orlando, Citrus	1
Ocala, Duval	1
Okeechobi, Unknown	1
Monument, Broward	1
Mokena, Lee	1
Morrisville, Palm Beach	1
North Brunswick, St. Lucie	1
North Grafton, Dade	1
North Lauderdale, Unknown	1
North Porte, Unknown	1
Notrealville, Polk	1
Orlando, Walton	1
Oviedo, Lake	1
Pensacola, Dade	1
Panomo City, Bay	1
Parrish, Sarasota	1
Plantation, Leon	1
Pooler, Broward	1
Port St. Lucie, Unknown	1
Punta Gorda, Sarasota	1
Putnam, Putnam	1
Rye, Palm Beach	1
Ridgewood, Lee	1
Roayl Palm Beach, Palm Beach	1
Roseville, Broward	1
Saint Petersburg, Bay	1
San Marcos, Unknown	1
Twentynine Palms, Broward	1
Surprise, Unknown	1

# COVID-19: characteristics of 1,797,728 Florida resident cases

Data through Feb 14, 2021 verified as of Feb 15, 2021 at 09:25 AM

Data in this report are provisional and subject to change.

The table below includes the cities and counties of residence for cases in Florida residents based on the patient's ZIP Code. Note that city is not always received as part of the initial notification and may be missing while the case is being investigated.

City and county	Cases
Syracuse, Unknown	1
St Cloud, Orange	1
St Helena Is, Dade	1
Vernon, Walton	1
West Miami, Unknown	1
Waukesha, Volusia	1
Venezuela, Unknown	1
Whippany, Volusia	1
Xifamk, Dade	1
Windermere, Alachua	1
Winfield, Hillsborough	1
Winter Garden, Unknown	1
Winter Park, Brevard	1
Winter Park, Unknown	1
Lake Worth, Unknown	1
Litchfield Park, Monroe	1
Littleton, St. Johns	1
Jupiter, Pinellas	1
Kansas City, Palm Beach	1
Lake Como, Nassau	1
Lake In The Hills, Broward	1
Gwynn Oak, Polk	1
Indianapolis, Lee	1
Newaygo, Charlotte	1
New Canaan, Dade	1
Na, Dade	1
Naples, Leon	1
Melbourne, Volusia	1
Mattoon, Lee	1
Milford, Bay	1
Milford, Unknown	1
Los Angeles, Orange	1
Maitland, Palm Beach	1
Marianna, Leon	1
Marianna, Washington	1
Mary Esther, Hillsborough	1
Fort Worth, Broward	1
Franklin, Orange	1
Frostproof, Highlands	1
Gainesville, Palm Beach	1
Gainesville, Santa Rosa	1
Crescent City, Marion	1
Crestview, Unknown	1
Commerce Township, Manatee	1
Crawfordville, Alachua	1
Denton, Broward	1
Destin, Bay	1
Eureka, Flagler	1
Evansville, Citrus	1
Bonnie, St. Johns	1
Boys Ranch, Suwannee	1
Brownsville, Escambia	1
Bryant, Palm Beach	1
Clearwater, Hillsborough	1
Coal City, Pasco	1
Celebration, Orange	1
Chicago, Broward	1
Choctaw Beach, Unknown	1
8852 Teacher Ln, Pasco	1



# COVID-19: characteristics of 1,797,728 Florida resident cases

Data through Feb 14, 2021 verified as of Feb 15, 2021 at 09:25 AM

Data in this report are provisional and subject to change.

The table below includes the cities and counties of residence for cases in Florida residents based on the patient's ZIP Code. Note that city is not always received as part of the initial notification and may be missing while the case is being investigated.

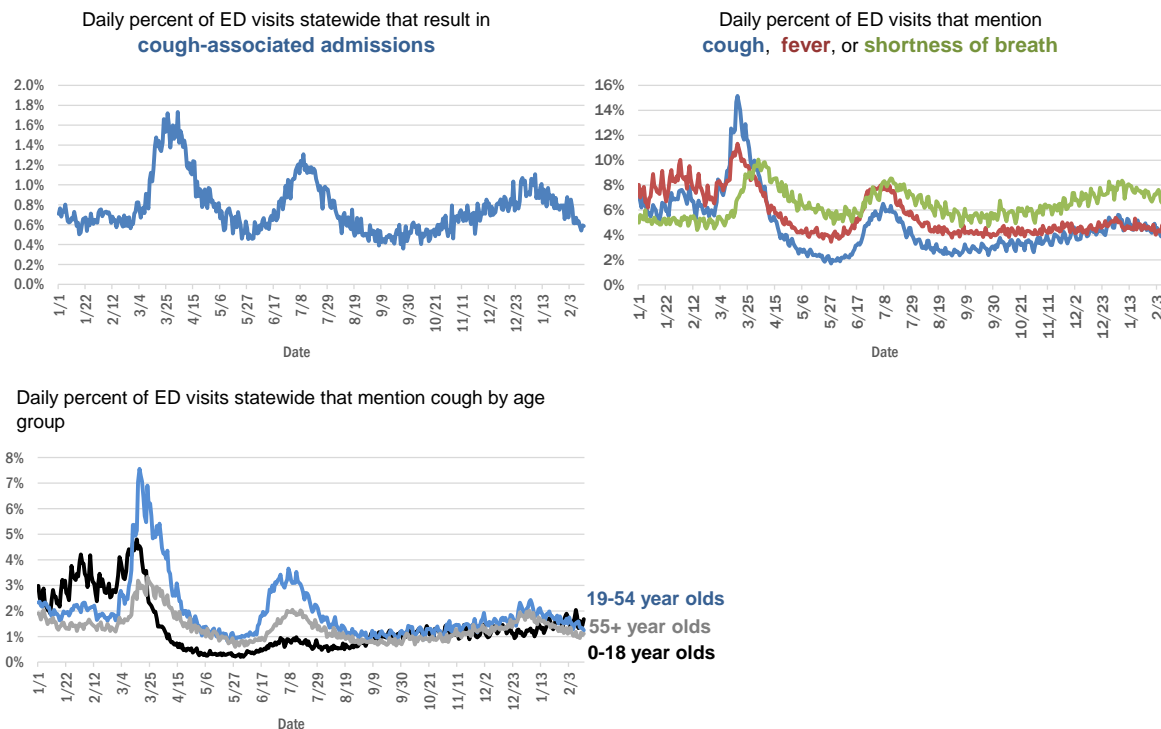
City and county	Cases
Addison, Pasco	1
Apopka, Citrus	1
Apopka, Hillsborough	1
Arabi, Orange	1
Austin, Dade	1
Belleair Bluffs, Unknown	1
Apo, Collier	1
Big Torch Key, Monroe	1
Black, Holmes	1
Boca Raton, Lee	1
Bonifay, Unknown	1
Tampa, Duval	1
Tavares, Unknown	1
Temple, Palm Beach	1
Summerdale, Escambia	1
Scottsdale, Brevard	1
Surfside Beach, Orange	1
Sun City Center, Lee	1
Saint Charles, Orange	1
Shalimar , Okaloosa	1
St Peterburg, Orange	1
Stiamk, Dade	1
Roswell, Bay	1
Ruskin, Dade	1
Ruskin, Manatee	1
Saint Petersburg, Duval	1
Saint Petersburg, Manatee	1
Port Saint Lucie, Marion	1
Port St Luice, Unknown	1
Pompano Beach, Osceola	1
Pensacola Naval Hospital, Escambia	1
Plymouth, Pasco	1
Pass-A-Grille, Pinellas	1
Oviedo, Orange	1
Pace, Escambia	1
Painted Post, Pasco	1
Palatka, Marion	1
Okeechobee, Unknown	1
North Port, Charlotte	1
Winter Springs, Polk	1
Youngstown, Washington	1
Winnetka, Dade	1
Winter Garden, Osceola	1
Winter Haven, Osceola	1
Winter Park, Duval	1
Winter Park, Palm Beach	1
Weston, Unknown	1
Wildwood, Lee	1
West Hollywood, Broward	1
Waverly, Duval	1
Wabasha, Clay	1
Unknown, Duval	1
Upland, Manatee	1
<b>Total</b>	<b>1,797,728</b>

# COVID-19: additional surveillance information

Data through Feb 14, 2021 verified as of Feb 15, 2021 at 09:25 AM

Data in this report are provisional and subject to change.

## Statewide emergency department (ED) chief complaint and admission data



The Electronic Surveillance System for the Early Notification of Community-Based Epidemics (ESSENCE-FL) includes chief complaint data from 211 of 211 Florida EDs. Data are transmitted electronically to ESSENCE-FL daily or hourly.

# COVID-19: testing by laboratory

Data through Feb 14, 2021 verified as of Feb 15, 2021 at 09:25 AM

Data in this report are provisional and subject to change.

The numbers in the table below represent the number of Florida and non-Florida residents for whom test results were received by the Department of Health. A person can be tested by more than one laboratory and can have both positive and negative results. **Therefore, the sum of the numbers in each column will be larger than the total number of people tested.**

Reporting lab	Inconclusive	Negative	Positive	Percent positive	Total
LABORATORY CORPORATION OF AMERICA	2,461	1,527,726	209,245	12%	1,739,432
CURATIVE LABS	13,229	1,391,797	210,020	13%	1,615,046
QUEST DIAGNOSTICS	11,357	1,312,717	194,306	13%	1,518,380
BIO REFERENCE LABORATORIES, INC	7,561	892,191	171,517	16%	1,071,269
REALTOX LABS LLC	6,097	567,615	93,065	14%	666,777
HELIX	7,653	558,804	98,621	15%	665,078
GENETWORKX	661	390,602	32,957	8%	424,220
NOMI_HEALTH	2,024	339,061	50,268	13%	391,353
CDR MAGUIRE - HEALTH CARE CENTER		338,627	51,530	13%	390,157
RCA LABORATORY SERVICES, LLC		352,339	37,696	10%	390,035
EAST FLORIDA STATE COLLEGE - BREVARD		212,887	26,986	11%	239,873
IMPACT HEALTH BIOMETRIC TESTING, INC	1,018	207,490	24,180	10%	232,688
BPHL-JACKSONVILLE	18	168,455	30,041	15%	198,514
NOMI HEALTH LAB SERVICES		172,679	19,807	10%	192,486
PWNHEALTH	1,143	153,897	21,372	12%	176,412
CB SMITH PARK		150,117	18,794	11%	168,911
MAKO GENOMICS	7,366	132,604	24,275	15%	164,245
ADVENTHEALTH LAB	99	144,705	18,917	12%	163,721
FULGENT DIAGNOSTICS LABORATORY	2,881	133,856	14,834	10%	151,571
MAYO CLINIC LABORATORIES	328	133,197	17,070	11%	150,595
ELABNETWORK	1,059	137,119	11,699	8%	149,877
BPHL-MIAMI	225	123,951	21,094	15%	145,270
BAYCARE LABORATORIES LLC	553	121,065	10,815	8%	132,433
MEMORIAL REGIONAL HOSPITAL SOUTH	25	106,323	21,913	17%	128,261
NORTHWEST LABORATORY	246	121,054	6,473	5%	127,773
ASCENSION SACRED HEART HOSPITAL - PENSACOLA	2	107,920	17,252	14%	125,174
BIOCOLLECTIONS WORLDWIDE, INC	729	105,893	13,218	11%	119,840
ORLANDO HEALTH SYSTEM	677	106,570	11,220	9%	118,467
ADVENT HEALTH LAB	112	101,260	13,956	12%	115,328
MEDICAL DIAGNOSTIC LABORATORIES	973	98,516	14,211	12%	113,700
UF HEALTH MEDICAL LAB	33	92,874	8,728	9%	101,635
BPHL-TAMPA (SPECTRUM BLVD)	45	84,726	15,773	16%	100,544
AKESOGEN		83,903	16,205	16%	100,108
TESTING MATTERS INC	458	84,313	14,104	14%	98,875
KORVALABS, INC	1,285	91,424	4,696	5%	97,405
TAMPA GENERAL HOSPITAL	4	85,532	8,274	9%	93,810
DIATHERIX LABORATORIES (VRL EUROFINS)		80,841	12,167	13%	93,008
PALM BEACH BALLPARK		80,784	8,618	10%	89,402
SUNPATH MEDICAL DIAGNOSTICS LABORATORY	794	76,442	11,815	13%	89,051
AEGIS SCIENCES CORPORATION	752	69,731	12,657	15%	83,140
BAPTIST HEALTH SOUTH FLORIDA	333	69,716	11,030	14%	81,079
ASCENSION ST VINCENT'S - RIVERSIDE	1	65,323	9,665	13%	74,989
JACKSON MEMORIAL HOSPITAL CLINICAL LAB	79	57,695	10,952	16%	68,726
SOUTH MIAMI HOSPITAL LAB	392	58,553	8,567	13%	67,512
LAKELAND REGIONAL MEDICAL CENTER	129	59,377	7,999	12%	67,505
AMERICAN HEALTH ASSOCIATES	9	57,093	5,041	8%	62,143

# COVID-19: testing by laboratory

Data through Feb 14, 2021 verified as of Feb 15, 2021 at 09:25 AM

Data in this report are provisional and subject to change.

The numbers in the table below represent the number of Florida and non-Florida residents for whom test results were received by the Department of Health. A person can be tested by more than one laboratory and can have both positive and negative results. **Therefore, the sum of the numbers in each column will be larger than the total number of people tested.**

Reporting lab	Inconclusive	Negative	Positive	Percent positive	Total
UF HEALTH SHANDS HOSPITAL	442	56,508	4,268	7%	61,218
AIT LABORATORIES		50,241	6,149	11%	56,390
INGENIOUS PERSONALIZED MEDICINE	182	45,638	9,614	17%	55,434
ARUP LABORATORIES	16	50,055	2,921	6%	52,992
APPLIED INGENUITY DIAGNOSTICS LLC		47,431	2,147	4%	49,578
BAPTIST HEALTH - JACKSONVILLE	4	44,387	3,725	8%	48,116
TALLAHASSEE MEMORIAL HOSPITAL	230	41,377	5,270	11%	46,877
GENESIS REFERENCE LABORATORIES		41,365	4,780	10%	46,145
VIRACOR EUROFINS		35,466	9,810	22%	45,276
SARASOTA MEMORIAL HOSPITAL MAIN LAB	12	38,140	3,447	8%	41,599
BROWARD GENERAL MEDICAL CENTER-CLINICAL LAB	2	36,169	3,943	10%	40,114
MILLENNIUM PHYSICIAN GROUP	17	32,804	6,370	16%	39,191
NICKLAUS CHILDREN'S HOSPITAL	66	33,752	4,797	12%	38,615
FLORIDA HOSPITAL - TAMPA	37	35,289	3,094	8%	38,420
ADVENTIST HEALTH SYSTEMS SUNBELT INC DBA		34,095	3,889	10%	37,984
LEE HEALTH - CAPE CORAL HOSPITAL	3	32,248	5,364	14%	37,615
ORANGE COUNTY CONVENTION CENTER		33,330	3,694	10%	37,024
UNIVERSITY OF MIAMI HOSPITAL	123	33,051	3,492	10%	36,666
MIAMI DADE COUNTY		32,093	3,528	10%	35,621
UF HEALTH JACKSONVILLE	48	31,296	3,752	11%	35,096
DWIC OF TAMPA BAY INC		31,279	3,708	11%	34,987
WALGREENS	34	28,954	5,351	16%	34,339
ECCO LAB GROUP CO	496	29,168	4,534	13%	34,198
MINUTECLINIC LLC		26,260	4,839	16%	31,099
NORTH FLORIDA REGIONAL MEDICAL CENTER		26,326	3,269	11%	29,595
MEDFAST URGENT CARE CENTERS, LLC	19	25,493	3,937	13%	29,449
ST JOSEPHS HOSPITAL LABORATORY	23	25,445	3,389	12%	28,857
MOUNT SINAI MEDICAL CENTER	10	25,980	2,865	10%	28,855
JUPITER MEDICAL CENTER LAB	78	26,091	2,526	9%	28,695
BRANDON REGIONAL HOSPITAL		25,077	3,360	12%	28,437
STS LAB 2 LLC	6	25,899	1,316	5%	27,221
INTEGRATED REGIONAL LABORATORIES LLP	1	22,393	3,696	14%	26,090
JFK MEDICAL CENTER LAB	1	22,774	2,983	12%	25,758
PALMETTO GENERAL HOSPITAL LAB	3	21,297	4,418	17%	25,718
WATSON CLINIC LLP		20,102	4,709	19%	24,811
GENESIS MEDICAL LABORATORY	305	19,937	3,841	16%	24,083
ACCESS DX LABORATORY	217	21,593	2,066	9%	23,876
MALABAR MEDICAL WALK IN CLINIC	1	19,695	3,933	17%	23,629
HOLY CROSS HOSPITAL CLINICAL LAB	1	21,485	2,017	9%	23,503
HEALTHLINK DIAGNOSTIC LABORATORIES	282	20,820	2,297	10%	23,399
NIGHT LITE PEDIATRIC CENTER LLC		20,627	2,414	10%	23,041
AVENTUS BIO LABS	16	19,915	2,896	13%	22,827
MORTON PLANT HOSPITAL-ADLER INSTITUTE	26	19,758	2,341	11%	22,125
STATLAB_MOBILE	1	20,043	2,025	9%	22,069

# COVID-19: testing by laboratory

Data through Feb 14, 2021 verified as of Feb 15, 2021 at 09:25 AM

Data in this report are provisional and subject to change.

The numbers in the table below represent the number of Florida and non-Florida residents for whom test results were received by the Department of Health. A person can be tested by more than one laboratory and can have both positive and negative results. **Therefore, the sum of the numbers in each column will be larger than the total number of people tested.**

Reporting lab	Inconclusive	Negative	Positive	Percent positive	Total
PANCARE OF FLORIDA INC		19,612	2,354	11%	21,966
LAB DIAGNOSTICS LLC	388	15,673	5,304	25%	21,365
NAPLES COMMUNITY HOSPITAL	71	19,274	2,000	9%	21,345
ADVENT HEALTH - DAYTONA BEACH	32	18,890	1,648	8%	20,570
DRS CLACK SPENCER WHITE & MCCORMACK PA D/B/A		18,566	1,935	9%	20,501
EXACT SCIENCES LABORATORIES		18,177	2,306	11%	20,483
PATIENTS FIRST LAKE ELLA MEDICAL CENTER PA		16,881	3,167	16%	20,048
SAINT MARY'S MEDICAL CENTER	24	17,765	2,102	11%	19,891
INFINITY BIOLOGIX LLC	54	18,735	818	4%	19,607
UNITED CLINICAL LABORATORY LLC	2	15,886	2,151	12%	18,039
CLEVELAND CLINIC HOSPITAL LAB	4	15,579	2,128	12%	17,711
BAYFRONT HEALTH - ST PETERSBURG	17	15,193	2,304	13%	17,514
HEALTH CENTER AT SINAI RESIDENCES		16,930	506	3%	17,436
BIOCERNA LABS	461	14,582	2,112	12%	17,155
OSCEOLA REGIONAL MEDICAL CENTER	1	14,862	2,182	13%	17,045
LEESBURG REGIONAL MEDICAL CENTER		14,940	2,087	12%	17,027
CLEVELAND CLINIC TRADITION HOSPITAL		15,751	1,171	7%	16,922
HOMESTEAD HOSPITAL CLINICAL LABORATORY	27	13,401	2,888	18%	16,316
WELLINGTON REGIONAL MED CTR LAB	6	14,468	1,793	11%	16,267
MEMORIAL HOSPITAL JACKSONVILLE	8	13,536	2,662	16%	16,206
NORTHWEST MEDICAL CENTER	1	13,405	1,903	12%	15,309
ORANGE PARK MEDICAL CENTER	9	12,707	2,541	17%	15,257
CLARITY LAB SOLUTIONS	86	13,314	1,690	11%	15,090
INDIAN RIVER PATHOLOGY LLC		13,826	1,200	8%	15,026
ACCESS MEDICAL LABORATORIES	4	7,759	7,176	48%	14,939
VISTA CLINICAL DIAGNOSTICS	480	12,610	1,627	11%	14,717
BETHESDA HOSPITAL EAST		13,337	1,368	9%	14,705
OAK HILL HOSPITAL		12,977	1,643	11%	14,620
DELRAY MEDICAL CENTER LAB	3	13,049	1,529	10%	14,581
INDIAN RIVER MEDICAL CENTER LAB		13,669	852	6%	14,521
WEST KENDALL BAPTIST HOSPITAL	10	11,609	2,751	19%	14,370
PRIVA PATH LABS	74	13,315	902	6%	14,291
LAWNWOOD REGIONAL MEDICAL CENTER	1	12,223	1,985	14%	14,209
MEMORIAL REGIONAL HOSPITAL CLINICAL LABORATORY	10	13,197	914	6%	14,121
BAPTIST HEALTHCARE - BAPTIST HOSPITAL	5	10,982	3,000	21%	13,987
LEE HEALTH - LEE MEMORIAL HOSPITAL		10,378	3,509	25%	13,887
BAPTIST HEALTH - SOUTH		12,619	1,142	8%	13,761
UHEALTH CORAL GABLES/LENNAR MED CTR	23	12,762	877	6%	13,662
LARGO MEDICAL CENTER		12,033	1,528	11%	13,561
WINTER HAVEN HOSPITAL CLINICAL LABORATORY	4	11,372	2,102	16%	13,478
NONA SCIENTIFIC	5	10,186	3,114	23%	13,305
WEST FLORIDA HOSPITAL LAB	1	10,170	2,884	22%	13,055
THE HEALTHCARE DISTRICT OF PALM BEACH COUNTY	43	11,354	1,656	13%	13,053
CARDIOPATH	84	11,185	1,655	13%	12,924

# COVID-19: testing by laboratory

Data through Feb 14, 2021 verified as of Feb 15, 2021 at 09:25 AM

Data in this report are provisional and subject to change.

The numbers in the table below represent the number of Florida and non-Florida residents for whom test results were received by the Department of Health. A person can be tested by more than one laboratory and can have both positive and negative results. **Therefore, the sum of the numbers in each column will be larger than the total number of people tested.**

Reporting lab	Inconclusive	Negative	Positive	Percent positive	Total
ADVENTHEALTH CENTRA CARE LAKE BUENA VISTA		11,392	1,465	11%	12,857
MEDICAL CENTER OF TRINITY CLINICAL LABORATORY	2	11,218	1,346	11%	12,566
GOOD SAMARITAN MEDICAL CENTER LAB	2	10,849	1,630	13%	12,481
PALMS WEST HOSPITAL LAB	2	10,675	1,786	14%	12,463
WESTSIDE REGIONAL MED CTR	2	10,594	1,823	15%	12,419
ST ANTHONY'S HOSPITAL LAB	30	10,812	1,466	12%	12,308
LAKE CITY HM		11,147	988	8%	12,135
MERCY HOSPITAL A CAMPUS OF PLANTATION GEN HOSP LAB	1	10,169	1,945	16%	12,115
GULF COAST MEDICAL CENTER MICROLAB		9,322	2,616	22%	11,938
FLORIDA HOSPITAL WATERMAN LABORATORY	70	10,997	861	7%	11,928
REGIONAL MEDICAL CENTER BAYONET POINT	2	10,950	969	8%	11,921
BINAXNOW	9	9,072	2,806	24%	11,887
NEMOURS CHILDRENS HOSPITAL	1	11,091	674	6%	11,766
ST MARKS HOSPITAL LABORATORY B	78	10,627	1,002	9%	11,707
PWN HEALTH	17	9,622	2,068	18%	11,707
THE VILLAGES REGIONAL HOSPITAL		10,503	1,197	10%	11,700
CAPITAL REGIONAL MEDICAL CTR		9,177	2,291	20%	11,468
MOLECULAR INFECTIOUS DISEASES	347	10,670	384	3%	11,401
ST JOSEPHS HOSPITAL	18	9,819	1,480	13%	11,317
GENOVA DIAGNOSTICS LABORATORY	60	10,268	987	9%	11,315
AVENTURA HOSPITAL LAB		9,113	2,148	19%	11,261
CORAL GABLES HOSPITAL CLINICAL LABORATORY		9,421	1,800	16%	11,221
HALIFAX MEDICAL CENTER LAB	36	9,507	1,676	15%	11,219
FLORIDA LABORATORY ANALYSIS		9,665	1,422	13%	11,087
COAST DIAGNOSTICS LLC	45	9,801	1,176	11%	11,022
WEST BOCA MEDICAL CENTER LAB		10,187	824	7%	11,011
BLAKE MEDICAL CENTER		9,567	1,388	13%	10,955
LARKIN COMMUNITY HOSPITAL	10	9,428	1,444	13%	10,882
LEE HEALTH - HEALTH PARK MEDICAL CENTER		9,074	1,779	16%	10,853
PATHNOSTICS	41	8,468	2,331	22%	10,840
MANATEE MEMORIAL HOSPITAL		9,886	933	9%	10,819
BAPTIST HEALTH SOUTH FLORIDA - WEST KENDALL URGENT CARE		9,062	1,735	16%	10,797
MEASE COUNTRYSIDE LAB	14	9,492	1,160	11%	10,666
PALM BEACH GARDENS MEDICAL CTR LAB		9,579	1,055	10%	10,634
LARKIN COMMUNITY HOSPITAL INC DBA CARDIOTROPIC		6,820	3,621	35%	10,441
PRECISION HEALTH RESOURCES LLC		9,533	646	6%	10,179
LAKE CITY MEDICAL CENTER		8,011	2,128	21%	10,139
VIKOR SCIENTIFIC	45	8,296	1,743	17%	10,084
FLORIDA HOSPITAL HEARTLAND MED CTR CLINICAL LAB	33	8,666	1,319	13%	10,018
ADVENT HEALTH - WESLEY CHAPEL	14	8,948	931	9%	9,893
SRQ DRIVE THROUGH		8,944	905	9%	9,849
PLANTATION GENERAL HOSPITAL		8,143	1,501	16%	9,644
PALM BEACH BALL PARK		8,605	1,007	10%	9,612
MEDRITE MEDICAL CARE, PC	4,508	4,605	484	5%	9,597
AVECINA	17	8,866	698	7%	9,581
DOCTORS HOSPITAL	7	7,908	1,598	17%	9,513

# COVID-19: testing by laboratory

Data through Feb 14, 2021 verified as of Feb 15, 2021 at 09:25 AM

Data in this report are provisional and subject to change.

The numbers in the table below represent the number of Florida and non-Florida residents for whom test results were received by the Department of Health. A person can be tested by more than one laboratory and can have both positive and negative results. **Therefore, the sum of the numbers in each column will be larger than the total number of people tested.**

Reporting lab	Inconclusive	Negative	Positive	Percent positive	Total
AVECINA MEDICAL	4	6,201	3,221	34%	9,426
LEON MEDICAL CENTERS LLC		7,364	2,018	22%	9,382
FLORIDA MEDICAL CENTER - A CAMPUS OF NORTH SHORE	2	8,243	1,124	12%	9,369
LABSTAT LLC	3	8,893	432	5%	9,328
BOSTON HEART DIAGNOSTICS CORP		8,128	1,194	13%	9,322
SARKIS CLINICAL TRIALS	25	8,085	1,203	13%	9,313
P4 CLINICAL, LLC	194	8,162	928	10%	9,284
CENTRAL FLORIDA REGIONAL HOSPITAL		8,266	975	11%	9,241
NORTHSIDE HOSPITAL AND HEART INSTITUTE		8,187	946	10%	9,133
AMERICAN FAMILY CARE		4,962	4,164	46%	9,126
CORAL SPRINGS MED CTR		8,173	877	10%	9,050
EXPRESS GENE MOLECULAR DIAGNOSTICS LABORATORY		7,691	1,347	15%	9,038
CERNERELR_BAYCARE	43	8,320	616	7%	8,979
FLORIDA HOSPITAL DELAND	10	7,726	1,136	13%	8,872
INFORM DIAGNOSTICS, INC		8,269	492	6%	8,761
NCF DIAGNOSTICS & DNA TECHNOLOGIES LAB	147	8,104	472	5%	8,723
NATIONWIDE LABORATORY SERVICES INC	293	7,253	1,165	13%	8,711
ADVENTHEALTH CENTRA CARE WATERFORD LAKES		7,196	1,435	17%	8,631
FLORIDA HOSPITAL FLAGLER	29	7,711	738	9%	8,478
BAPTIST HEALTH SOUTH FLORIDA - COUNTRY WALK URGENT CARE		6,955	1,457	17%	8,412
OCALA REGIONAL MEDICAL CENTER		7,221	1,112	13%	8,333
AVECINA MEDICAL OAKLEAF	3	6,977	1,330	16%	8,310
BROWARD HEALTH NORTH CLINICAL LABORATORY		7,342	946	11%	8,288
NORTH SHORE MEDICAL CENTER		6,841	1,404	17%	8,245
CERNERELR_BAPTISTMIAMI	31	7,313	862	11%	8,206
WEST PALM HOSPITAL LAB		7,526	669	8%	8,195
CernerELR_Advent		7,041	1,145	14%	8,186
MEDARBOR DIAGNOSTICS	1	7,072	1,100	13%	8,173
FLORIDA HOSPITAL ZEPHYRHILLS	10	7,265	880	11%	8,155
ALL CHILDREN'S HOSPITAL		7,507	553	7%	8,060
LEE HEALTH - GULF COAST MEDICAL CENTER	2	6,372	1,662	21%	8,036
FLORIDA HOSPITAL OF CARROLLWOOD	23	6,867	1,123	14%	8,013
ADVENTHEALTH CENTRA CARE ST CLOUD	1	6,821	1,109	14%	7,931
SOUTH BAY HOSPITAL CLINICAL LAB	1	6,902	843	11%	7,746
CLEVELAND CLINIC MARTIN SOUTH HOSPITAL	1	6,841	852	11%	7,694
NCH NORTH NAPLES HOSPITAL LAB	15	6,733	830	11%	7,578
KD MEDICAL CHOICE LLC	5	6,839	715	9%	7,559
BAPTIST HEALTH - BEACHES		6,934	616	8%	7,550
HEALTHQUEST ESOTERICS		6,103	1,325	18%	7,428
MEMORIAL HOSPITAL WEST LABORATORY SERVICES	14	6,692	674	9%	7,380
BAPTIST HEALTH SOUTH FLORIDA - MIAMI LAKES URGENT CARE		5,793	1,579	21%	7,372
SYNERGY DIAGNOSTIC LABORATORY	92	6,489	787	11%	7,368
SYNERGY LABORATORIES	7	6,359	989	13%	7,355
POINCIANA MEDICAL CENTER		5,699	1,639	22%	7,338
ISPM LABS, LLC DBA CAPSTONE DIAGNOSTICS, LLC		6,878	377	5%	7,255
SANTA ROSA MEDICAL CENTER		5,916	1,336	18%	7,252

# COVID-19: testing by laboratory

Data through Feb 14, 2021 verified as of Feb 15, 2021 at 09:25 AM

Data in this report are provisional and subject to change.

The numbers in the table below represent the number of Florida and non-Florida residents for whom test results were received by the Department of Health. A person can be tested by more than one laboratory and can have both positive and negative results. **Therefore, the sum of the numbers in each column will be larger than the total number of people tested.**

Reporting lab	Inconclusive	Negative	Positive	Percent positive	Total
BAYCARE COMMUNITY HEALTH		7,043	185	3%	7,228
H LEE MOFFITT CANCER CENTER LABORATORY	1	6,970	205	3%	7,176
WEST MARION COMMUNITY HOSPITAL LAB		5,888	1,202	17%	7,090
LABS ASAP LLC		6,403	685	10%	7,088
ANNE BATES LEACH EYE HOSPITAL/ ABLEH MICROBIOLOGY LABORATORY	7	6,957	102	1%	7,066
MEMORIAL HOSPITAL MICRO		6,564	490	7%	7,054
FULGENT DIAGNOSTICS	104	6,412	477	7%	6,993
CLEVELAND CLINIC MARTIN NORTH HOSPITAL		6,178	811	12%	6,989
MORTON PLANT-MEASE	5	6,268	652	9%	6,925
ARCPPOINT LABS OF FORT MYERS	4	6,019	866	13%	6,889
LUMINUS DIAGNOSTICS		6,264	552	8%	6,816
LAKEWOOD RANCH MEDICAL CENTER		6,268	543	8%	6,811
ST LUCIE MEDICAL CENTER		5,472	1,326	20%	6,798
GENE BY GENE, GENOMICS RESEARCH CENTER LAB	44	6,367	377	6%	6,788
INFINITY BIOLOGIX LLC (GINKO BIOWORKS)	21	6,567	190	3%	6,778
FLORIDA HOSPITAL FISH MEMORIAL	19	5,740	994	15%	6,753
VISTA CLINICAL	8	3,850	2,710	41%	6,568
BAPTIST HEALTH SOUTH FLORIDA - WESTCHESTER URGENT CARE		5,365	1,175	18%	6,540
ADVENTHEALTH CENTRA CARE UNIVERSITY	1	5,767	739	11%	6,507
AVERO DIAGNOSTICS - IRVING	11	6,005	459	7%	6,475
MEDEXPRESS URGENT CARE	2	4,398	2,065	32%	6,465
ADVENTHEALTH CENTRA CARE CLERMONT		5,501	944	15%	6,445
FLORIDA HOSPITAL Ocala		5,515	848	13%	6,363
ADVENTHEALTH CENTRA CARE WINTER GARDEN	1	5,642	684	11%	6,327
ADVENTHEALTH CENTRA CARE WINTER PARK		5,707	606	10%	6,313
HIALEAH HOSPITAL	4	4,871	1,394	22%	6,269
BAPTIST HEALTH SOUTH FLORIDA - DORAL URGENT CARE		4,954	1,247	20%	6,201
UNKNOWN	3	3,290	2,832	46%	6,125
ADVENTHEALTH CENTRA CARE DR PHILLIPS		5,531	549	9%	6,080
OVIEDO MEDICAL CENTER		5,401	623	10%	6,024
ST JOSEPHS NORTH HOSPITAL LAB	7	5,177	834	14%	6,018
ADVENTHEALTH CENTRA CARE LAKELAND	1	5,209	783	13%	5,993
BAPTIST HEALTH - NASSAU		5,638	330	6%	5,968
HOLIDAY CVS LLC		5,670	271	5%	5,941
IMPERIAL POINT MEDICAL CENTER		5,382	497	8%	5,879
BAYFRONT HEALTH - VENICE REGIONAL MEDICAL	1	5,338	505	9%	5,844
ADVENTHEALTH CENTRA CARE LEE ROAD		5,237	580	10%	5,817
ATLANTIS URGENT CARE	1	4,259	1,513	26%	5,773
SOLARIS DIAGNOSTICS	10	5,106	559	10%	5,675
BAYFRONT HEALTH - PORT CHARLOTTE		5,195	471	8%	5,666
FORT WALTON BEACH MEDICAL CENTER		4,809	851	15%	5,660
ADVENTHEALTH CENTRA CARE HUNTERS CREEK	3	4,859	794	14%	5,656
ST PETERSBURG GENERAL HOSPITAL		4,748	890	16%	5,638
COMMUNITY HEALTH CENTERS OF PINELLAS INC		4,447	1,116	20%	5,563
INDIAN RIVER MEDICAL CENTER		4,730	789	14%	5,519
EMERALD COAST URGENT CARE		4,174	1,331	24%	5,505



# COVID-19: testing by laboratory

Data through Feb 14, 2021 verified as of Feb 15, 2021 at 09:25 AM

Data in this report are provisional and subject to change.

The numbers in the table below represent the number of Florida and non-Florida residents for whom test results were received by the Department of Health. A person can be tested by more than one laboratory and can have both positive and negative results. **Therefore, the sum of the numbers in each column will be larger than the total number of people tested.**

Reporting lab	Inconclusive	Negative	Positive	Percent positive	Total
MEDEXPRESS URGENT CARE OF BOYNTON BEACH LLC		5,115	361	7%	5,476
CLINICAL REFERENCE LABORATORY	2	5,179	269	5%	5,450
ADVENTHEALTH CENTRA CARE SANFORD		4,809	622	11%	5,431
TROPICANA FIELD - LOT 2	19	4,915	482	9%	5,416
ADVENTHEALTH CENTRA CARE MOUNT DORA		4,516	885	16%	5,401
BAPTIST HEALTH SOUTH FLORIDA - PEMBROKE PINES URGENT CARE		4,498	888	16%	5,386
ADVENTHEALTH CENTRA CARE LAKE MARY	2	4,660	694	13%	5,356
SUNRISE MEDICAL LABORATORIES	2	4,964	365	7%	5,331
ADVENTHEALTH CENTRA CARE KISSIMMEE		4,764	546	10%	5,310
FLORIDA HOSPITAL NORTH PINELLAS	11	4,849	432	8%	5,292
SOUTH FLORIDA BAPTIST HOSPITAL MICRO	4	4,428	849	16%	5,281
MARTIN HOSPITAL SOUTH LAB		4,966	283	5%	5,249
SUNCOAST PATHOLOGY ASSOCIATES		4,800	448	9%	5,248
NCH DOWNTOWN NAPLES HOSPITAL	12	4,672	546	10%	5,230
ADVENTHEALTH CENTRA CARE APOPKA	1	4,489	705	14%	5,195
MEDEXPRESS URGENT CARE HUDSON		4,474	682	13%	5,156
EMPIRE CITY LABORATORIES INC	55	4,357	732	14%	5,144
TRINITY SPRINGS		4,357	729	14%	5,086
ADVENTIST HEALTH SYSTEMS, SUNBELT INC		4,461	616	12%	5,077
DOCTORS URGENT CARE LLC	1	4,075	927	19%	5,003
BAPTIST HEALTH SOUTH FLORIDA - CORAL SPRINGS URGENT CARE		4,278	693	14%	4,971
ANGEL KIDS PEDIATRICS		4,643	300	6%	4,943
PUTNAM COMMUNITY MEDICAL CENTER		4,269	665	13%	4,934
ADVENTHEALTH CENTRA CARE ALTAMONTE		4,321	609	12%	4,930
MICROGEN DX	4	4,238	674	14%	4,916
MEDICAL DNA LABS LLC	3	4,484	427	9%	4,914
ACUTIS DIAGNOSTICS	17	3,911	957	20%	4,885
PARAMOUNT URGENT CARE		2,371	2,498	51%	4,869
NORTHWEST FLORIDA COMMUNITY HOSPITAL	30	3,464	1,349	28%	4,843
NCH NORTH NAPLES HOSPITAL	6	4,180	592	12%	4,778
UNIVERSITY HOSPITAL AND MEDICAL CENTER		3,579	1,110	24%	4,689
ADVENTHEALTH CENTRA CARE AZALEA PARK		3,984	677	15%	4,661
EGLIN AIR FORCE BASE	12	3,298	1,344	29%	4,654
BAPTIST HEALTH - NORTH		3,604	1,023	22%	4,627
NIGHT LITE PEDIATRICS	4	3,341	1,250	27%	4,595
DOCTORS URGENT CARE OF LUTZ LLC	1	3,680	905	20%	4,586
AHCC WESLEY CHAPEL		4,076	485	11%	4,561
ADVENTHEALTH CENTRA CARE OVIEDO		3,919	641	14%	4,560
URGENT CARE CURE	2	3,899	653	14%	4,554
PRO CLINIC		3,528	1,000	22%	4,528
COASTAL MED URGENT CARE		3,068	1,453	32%	4,521
MOFFITT CANCER CENTER	6	4,388	94	2%	4,488
BAPTIST HEALTH SOUTH FLORIDA - TAMiami TRAIL URGENT CARE		3,564	875	20%	4,439
ADVENTHEALTH EXPRESS CARE		3,582	854	19%	4,436
PALMS OF PASADENA HOSPITAL		3,933	498	11%	4,431
ESCAMBIA COMMUNITY CLINICS INC	8	3,250	1,143	26%	4,401

# COVID-19: testing by laboratory

Data through Feb 14, 2021 verified as of Feb 15, 2021 at 09:25 AM

Data in this report are provisional and subject to change.

The numbers in the table below represent the number of Florida and non-Florida residents for whom test results were received by the Department of Health. A person can be tested by more than one laboratory and can have both positive and negative results. **Therefore, the sum of the numbers in each column will be larger than the total number of people tested.**

Reporting lab	Inconclusive	Negative	Positive	Percent positive	Total
MEDEXPRESS URGENT CARE - ESTERO		3,938	443	10%	4,381
THE CENTER FOR URGENT CARE	3	3,627	736	17%	4,366
BAPTIST HEALTH SOUTH FLORIDA - CORAL GABLES (UNIVERSITY) URGENT CARE		3,768	596	14%	4,364
ADVENTHEALTH CENTRA CARE SOUTH ORANGE		3,719	622	14%	4,341
WESTCHESTER HOSPITAL	23	3,450	838	19%	4,311
ADVENTHEALTH CENTRA CARE LONGWOOD		3,799	504	12%	4,303
DOCTORS HOSPITAL OF SARASOTA CLINICAL LABORATORY		3,737	553	13%	4,290
ADVENTHEALTH CENTRA CARE ORANGE LAKE		3,793	496	12%	4,289
BAPTIST HEALTH SOUTH FLORIDA - KENDALE LAKES URGENT CARE		3,432	843	20%	4,275
ADVENTHEALTH CENTRA CARE PORT ORANGE		3,554	699	16%	4,253
MINUTECLINIC		3,638	600	14%	4,238
FLORIDA FAMILY LABORATORY, INC DBA	33	3,826	377	9%	4,236
MEASE DUNEDIN HOSPITAL	5	3,807	418	10%	4,230
MINUTECLINIC LLC #3703		3,530	698	17%	4,228
BAPTIST HEALTH SOUTH FLORIDA - PINECREST URGENT CARE		3,636	574	14%	4,210
ADVENT HEALTH - HEART OF FLORIDA ER	1	3,590	617	15%	4,208
RAULERSON HOSPITAL		3,448	738	18%	4,186
HEALTH FIRST ADVENTHEALTH CENTRA CARE GATEWAY	1	3,763	412	10%	4,176
PEDIATRIC HEALTH CARE ALLIANCE PA		3,808	355	9%	4,163
QDX PATHOLOGY SERVICES	2	3,819	338	8%	4,159
MEDEXPRESS URGENT CARE - ROYAL PALM BEACH		3,747	407	10%	4,154
HEALTH FIRST ADVENTHEALTH CENTRA CARE TITUSVILLE		3,705	439	11%	4,144
BAPTIST HEALTH SOUTH FLORIDA - CORAL GABLES URGENT CARE		3,421	687	17%	4,108
ADVENTHEALTH CENTRA CARE SAND LAKE		3,669	415	10%	4,084
MEDEXPRESS URGENT CARE PALM BEACH GARDENS		3,735	321	8%	4,056
NIGHT LITE PEDIATRICS URGENT CARE	1	3,414	638	16%	4,053
MEDEXPRESS URGENT CARE - GOLDEN GATE		3,622	429	11%	4,051
TALLAHASSEE PRIMARY CARE ASSOCIATES		3,523	516	13%	4,039
ADVENTHEALTH CENTRA CARE LEESBURG		3,251	778	19%	4,029
URGENT CARE OF THE PALM BEACHES		3,267	753	19%	4,020
PHYSICIANS REGIONAL MEDICAL CENTER - PINE RIDGE RD	1	3,265	729	18%	3,995
LEE HEALTH CONVENIENT CARE - PAGE FIELD		3,441	538	14%	3,979
BAPTIST HEALTH SOUTH FLORIDA - PALMETTO BAY URGENT CARE		3,324	626	16%	3,950
US BIOTEK LABORATORIES	14	3,506	360	9%	3,880
BETHESDA HOSPITAL WEST		3,480	392	10%	3,872
GENESIS DIAGNOSTICS		3,580	240	6%	3,820
BAYFRONT HEALTH - SEVEN RIVERS		3,471	345	9%	3,816
FLORIDA COMMUNITY HEALTH CENTER		2,979	806	21%	3,785
BAYA PHARMACY & URGENT CARE		2,757	1,027	27%	3,784
LABORATORY OF FLORIDA LLC	40	3,453	270	7%	3,763
ASCENSION SACRED HEART - EMERALD COAST		3,093	669	18%	3,762
PREMIER URGENT CARE OF BREVARD LLC	3	3,266	473	13%	3,742
TWIN CITIES HOSPITAL	1	3,259	478	13%	3,738
MEMORIAL HOSPITAL- MIRAMAR	12	3,430	290	8%	3,732
MEDEXPRESS URGENT CARE - LAKELAND		3,277	432	12%	3,709
PARAMOUNT URGENT CARE - WINDERMERE		2,340	1,356	37%	3,696

# COVID-19: testing by laboratory

Data through Feb 14, 2021 verified as of Feb 15, 2021 at 09:25 AM

Data in this report are provisional and subject to change.

The numbers in the table below represent the number of Florida and non-Florida residents for whom test results were received by the Department of Health. A person can be tested by more than one laboratory and can have both positive and negative results. **Therefore, the sum of the numbers in each column will be larger than the total number of people tested.**

Reporting lab	Inconclusive	Negative	Positive	Percent positive	Total
MEDCOMP SCIENCES LLC	64	1,885	1,710	47%	3,659
ADVENTHEALTH CENTRA CARE		3,233	390	11%	3,623
CLARITY LAB SOLUTIONS LLC		3,608	4	0%	3,612
ADVENTHEALTH PROMPT CARE	2	2,475	1,012	29%	3,489
DOCTORS TEST CENTERS		3,069	417	12%	3,486
BAYFRONT HEALTH - BROOKSVILLE		3,048	419	12%	3,467
SIPARADIGM LLC	26	3,226	215	6%	3,467
BAPTIST HEALTH SOUTH FLORIDA - DAVIE URGENT CARE		2,860	596	17%	3,456
ADVENTHEALTH CENTRA CARE COLONIAL TOWN	2	3,033	371	11%	3,406
ACCU REFERENCE MEDICAL LAB	9	2,654	733	22%	3,396
ENGLEWOOD COMMUNITY HOSPITAL		3,058	323	10%	3,381
MIDWAY SPECIALTY CARE CENTER DIAGNOSTICS	38	3,091	236	7%	3,365
DESOTO MEMORIAL HOSPITAL	3	2,757	594	18%	3,354
LAKEVIEW MEDICAL CENTER		2,600	737	22%	3,337
VENTURE MEDICAL OF FLORIDA LLC		3,030	242	7%	3,272
BAPTIST HEALTH SOUTH FLORIDA - WESTON URGENT CARE		2,883	377	12%	3,260
BAYFRONT HEALTH - PUNTA GORDA		3,016	241	7%	3,257
AMELIA URGENT CARE		1,677	1,533	48%	3,210
MINUTECLINIC LLC # 0709		2,669	468	15%	3,137
BARTOW REGIONAL MEDICAL CENTER	1	2,627	501	16%	3,129
MEDEXPRESS URGENT CARE CAPE CORAL		2,637	450	15%	3,087
MINUTECLINIC LLC		2,605	453	15%	3,058
PRECISION HEALTH SOLUTIONS		2,891	166	5%	3,057
BAPTIST HEALTH URGENT CARE AT SAWGRASS		2,540	493	16%	3,033
HIGHLANDS REGIONAL MEDICAL CENTER		2,329	695	23%	3,024
BAYFRONT HEALTH - SPRING HILL		2,739	278	9%	3,017
HEALTH FIRST ADVENTHEALTH CENTRA CARE COCOA		2,732	281	9%	3,013
BAPTIST HEALTH SOUTH FLORIDA - BRICKELL URGENT CARE		2,490	515	17%	3,005
SPORTS DRUG TESTING LABORATORY	48	2,764	98	3%	2,910
PHARMCO RX	2	2,680	227	8%	2,909
ADVENTIST HEALTH SYSTEMS SUNBELT IN DBA		2,611	294	10%	2,905
VETERANS AFFAIRS MEDICAL CENTER - ORLANDO	1	1,343	1,557	54%	2,901
HOLIDAY CVS LLC DBA CVS PHARMACY #5154		2,823	75	3%	2,898
WALGREEN CO	2	2,571	325	11%	2,898
STONE CLINICAL LABORATORIES		2,790	96	3%	2,886
SELECT LABORATORIES - MARION COUNTY, FL LLC	5	2,586	292	10%	2,883
WALGREENS ORLANDO	3	2,523	340	12%	2,866
MINUTECLINIC LLC #1067		2,479	372	13%	2,851
MEDEXPRESS URGENT CARE - DELAND		2,536	299	11%	2,835
MINUTECLINIC LLC #8396		2,399	394	14%	2,793
HEALTH FIRST ADVENTHEALTH CENTRA CARE MALABAR		2,482	285	10%	2,767
MEDEXPRESS URGENT CARE LEHIGH ACRES		2,404	359	13%	2,763
MEMORIAL HOSPITAL PEMBROKE	3	2,430	325	12%	2,758
BRASHEAR'S VITAL CARE CORP		2,131	588	22%	2,719
BMCT Molecular Diagnostics Subsection		2,233	477	18%	2,710
CITRUS MEMORIAL HOSPITAL LABORATORY		2,248	438	16%	2,686

# COVID-19: testing by laboratory

Data through Feb 14, 2021 verified as of Feb 15, 2021 at 09:25 AM

Data in this report are provisional and subject to change.

The numbers in the table below represent the number of Florida and non-Florida residents for whom test results were received by the Department of Health. A person can be tested by more than one laboratory and can have both positive and negative results. **Therefore, the sum of the numbers in each column will be larger than the total number of people tested.**

Reporting lab	Inconclusive	Negative	Positive	Percent positive	Total
ADVENTHEALTH CENTRA CARE KIDS LAKE MARY		2,467	203	8%	2,670
MINUTECLINIC LLC #3631		2,230	416	16%	2,646
VERILY LIFE SCIENCES		2,609	23	1%	2,632
EMERALD COAST URGENT CARE, LLC	1	1,968	659	25%	2,628
PALMS MEDICAL GROUP	5	1,693	925	35%	2,623
MINUTECLINIC LLC 5852		2,215	403	15%	2,618
ADVENT HEALTH CENTRA CARE - WINTER PARK KIDS URGENT CARE	4	2,380	233	9%	2,617
PRIMEHEALTH URGENT CARE INC		2,246	369	14%	2,615
MC DIAGNOSTIC OF CONNECTICUT, PC #2220		2,205	384	15%	2,589
NXGEN MDX LLC	4	2,292	284	11%	2,580
ADVENT HEALTH - NEW SMYRNA		2,030	544	21%	2,574
ADVENT HEALTH - OCALA		2,124	445	17%	2,569
MARINERS HOSPITAL		2,307	253	10%	2,560
BAPTIST HEALTH EMERGENCY CENTER COUNTRY WALK	1	2,124	404	16%	2,529
BAPTIST HEALTH - CLAY		2,156	369	15%	2,525
MEDONE PLLC		1,899	606	24%	2,505
BAPTIST HEALTHCARE - GULF BREEZE HOSPITAL	3	2,061	437	17%	2,501
SCION LAB SERVICES LLC	23	2,254	186	8%	2,463
EMERALD COAST URGENT CARE LLC		1,804	653	27%	2,457
ACCESS POINT HEALTHCARE URGENT & PRIMARY CARE	2	1,833	613	25%	2,448
GESSLER CLINIC	2	1,615	828	34%	2,445
MINUTE CLINIC LLC		2,107	329	14%	2,436
MINUTECLINIC LLC #5249		1,922	509	21%	2,431
QUICK CARE MED PL	2	1,878	544	22%	2,424
MINUTECLINIC LLC #3463		2,002	406	17%	2,408
MEDEXPRESS FORT MYERS		2,110	295	12%	2,405
ALTRU DIAGNOSTICS INC	2	2,257	132	6%	2,391
BAPTIST HEALTH - OAKLEAF		1,965	423	18%	2,388
PARAMOUNT URGENT CARE - ORLANDO		1,529	842	36%	2,371
MINUTECLINIC LLC #5253		1,937	403	17%	2,340
PHYSICIANS STAT LAB	3	1,066	1,256	54%	2,325
PROHEALTH	3	854	1,467	63%	2,324
PARAMOUNT URGENT CARE - OVIEDO		1,562	761	33%	2,323
HOLMES REG MED CENTER CLINICAL LAB		1,979	343	15%	2,322
BAPTIST HEALTH SOUTH FLORIDA - MIAMI BEACH URGENT CARE		1,980	335	14%	2,315
COMMUNITY HEALTH NORTHWEST FLORIDA	4	1,764	547	24%	2,315
MEDEXPRESS URGENT CARE CORAL SPRINGS		2,078	233	10%	2,311
LEE HEALTH - COCONUT POINT CLINICAL LAB	2	1,872	433	19%	2,307
PHYSICIAN ASSOCIATES		2,067	237	10%	2,304
SACRED HEART HEALTH SYSTEM, INC	1	1,508	792	34%	2,301
MEDEXPRESS URGENT CARE - VERO BEACH		1,983	296	13%	2,279
PARAMOUNT URGENT CARE INC		673	1,571	70%	2,244
MINUTECLINIC LLC #4415		1,864	367	16%	2,231
PRIMEHEALTH URGENT CARE	1	1,865	360	16%	2,226
CARENOW URGENT CARE		1,272	932	42%	2,204
PHYSICIANS REGIONAL MEDICAL CENTER - COLLIER BLVD	1	1,526	676	31%	2,203

# COVID-19: testing by laboratory

Data through Feb 14, 2021 verified as of Feb 15, 2021 at 09:25 AM

Data in this report are provisional and subject to change.

The numbers in the table below represent the number of Florida and non-Florida residents for whom test results were received by the Department of Health. A person can be tested by more than one laboratory and can have both positive and negative results. **Therefore, the sum of the numbers in each column will be larger than the total number of people tested.**

Reporting lab	Inconclusive	Negative	Positive	Percent positive	Total
MEDEXPRESS URGENT CARE - CLEWISTON		1,813	352	16%	2,165
BLUE MED CONSULTANTS		2,070	80	4%	2,150
MINUTECLINIC LLC #5854		1,797	344	16%	2,141
LOWER KEYS MEDICAL CENTER		1,891	245	11%	2,136
ADVENTHEALTH CENTRA CARE CONWAY		1,803	331	16%	2,134
MINUTECLINIC LLC #5190		1,746	381	18%	2,127
DONALD W ROBERTSON DO PA		1,610	476	23%	2,086
ASSOCIATED PATHOLOGISTS, LLC	3	1,663	367	18%	2,033
BAY MEDICAL CENTER SACRED HEART HEALTH SYSTEM		1,495	515	26%	2,010
FLORIDA MEDICAL CLINIC	3	959	1,038	52%	2,000
TAMPA COMMUNITY HOSPITAL		1,682	311	16%	1,993
DR G'S URGENT CARE		1,717	255	13%	1,972
MINUTECLINIC LLC #7886		1,693	278	14%	1,971
DOC SMILEY'S URGENT CARE		1,706	247	13%	1,953
MARION E FETHER MEDICAL CENTER, THE		1,774	162	8%	1,936
MEDEXPRESS URGENT CARE BOCA RATON		1,767	160	8%	1,927
FLOWERS HOSPITAL		1,729	188	10%	1,917
UNIVERSITY OF NORTH FLORIDA STUDENT HEALTH		1,850	62	3%	1,912
DYNIX DIAGNOSTIX		1,592	319	17%	1,911
MINUTECLINIC LLC #3662		1,626	281	15%	1,907
ASCENSION SACRED HEART - GULF		1,420	485	25%	1,905
MEDFAST URGENT CARE CENTERS LLC		563	1,322	70%	1,885
GENUS3		1,803	71	4%	1,874
ADVENT HEALTH - DADE CITY		1,616	235	13%	1,851
MINUTECLINIC LLC #5214		1,582	266	14%	1,848
AMELIA EXPRESS CARE LLC	10	1,563	264	14%	1,837
MINUTECLINIC, LLC #4015		1,373	454	25%	1,827
MEDEXPRESS PORT CHARLOTTE		1,657	164	9%	1,821
MINUTECLINIC LLC #7887		1,618	200	11%	1,818
INTELEX LABS, LLC		1,758	56	3%	1,814
MINUTECLINIC LLC # 0514		1,585	226	12%	1,811
MINUTECLINIC LLC #1771		1,518	288	16%	1,806
MINUTECLINIC LLC #5069		1,479	326	18%	1,805
MINUTECLINIC LLC # 3930		1,514	270	15%	1,784
MINUTECLINIC LLC #4458		1,418	362	20%	1,780
BOND URGENT CARE LLC		1,312	464	26%	1,776
MINUTECLINIC LLC #1055		1,393	370	21%	1,763
PARRISH MEDICAL CENTER	1	1,517	228	13%	1,746
WELLINGTON REGIONAL MEDICAL CENTER		1,557	179	10%	1,736
MINUTECLINIC LLC #3705		1,499	231	13%	1,730
MINUTECLINIC LLC #3814		1,425	297	17%	1,722
CHARLES AIESI CONSULTING INC	8	1,507	205	12%	1,720
JACKSON HOSPITAL CLINICAL LABORATORY		1,442	269	16%	1,711
MINUTECLINIC LLC # 3686		1,469	237	14%	1,706
MINUTECLINIC LLC #3003		1,352	348	20%	1,700
JW PLASTIC SURGERY		1,449	244	14%	1,693

# COVID-19: testing by laboratory

Data through Feb 14, 2021 verified as of Feb 15, 2021 at 09:25 AM

Data in this report are provisional and subject to change.

The numbers in the table below represent the number of Florida and non-Florida residents for whom test results were received by the Department of Health. A person can be tested by more than one laboratory and can have both positive and negative results. **Therefore, the sum of the numbers in each column will be larger than the total number of people tested.**

Reporting lab	Inconclusive	Negative	Positive	Percent positive	Total
MARTIN HEALTH SYSTEM - ST LUCIE WEST		1,523	165	10%	1,688
MINUTECLINIC LLC #7225		1,438	239	14%	1,677
IGENOMIX USA LLC	46	1,472	155	9%	1,673
NCH NORTHEAST	7	1,287	378	23%	1,672
SPARROW HEALTHCARE	2	1,411	250	15%	1,663
BARDMOOR LABORATORY	9	1,409	238	14%	1,656
PATIENTS FIRST - THOMASVILLE ROAD		1,457	189	11%	1,646
MINUTECLINIC LLC #3291		1,426	211	13%	1,637
MINUTECLINIC LLC #7973		1,411	223	14%	1,634
NORTH SHORE LONG ISLAND JEWISH HEALTH	1	1,550	80	5%	1,631
Community_Health		1,433	194	12%	1,627
MINUTECLINIC, LLC #3204		1,334	292	18%	1,626
NCHMD INC		1,345	278	17%	1,623
DOC SMILEYS URGENT CARE LLC		1,321	302	19%	1,623
OPTEO LABORATORY		1,554	34	2%	1,588
MINUTECLINIC LLC #7173		1,386	201	13%	1,587
MINUTECLINIC, LLC (CLINIC 10699)		1,348	237	15%	1,585
NEIGHBORHOOD MEDICAL CENTER INC	17	1,389	171	11%	1,577
LAKE WALES MEDICAL CENTER INC		1,366	207	13%	1,573
MELBOURNE MEDICAL LABORATORY	2	1,365	202	13%	1,569
EMERGENCY PHYSICIANS MEDICAL CENTER		574	989	63%	1,563
LABTECH DIAGNOSTIC		1,277	281	18%	1,558
MINUTECLINIC LLC #3257		1,287	270	17%	1,557
SHELL POINT NURSING PAVILION	1	1,484	70	5%	1,555
CAREFAST+		868	685	44%	1,553
MINI ER WATERFORD LAKES, THE		1,313	239	15%	1,552
AFC PHYSICIANS OF FLORIDA		1,138	410	26%	1,548
PENSACOLA PEDIATRICS PA	1	1,381	159	10%	1,541
MINUTECLINIC LLC # 7933		1,328	194	13%	1,522
MINUTECLINIC LLC #3748		1,211	305	20%	1,516
MEDIQUICK URGENT CARE CENTERS INC		1,048	464	31%	1,512
ASSURANCE SCIENTIFIC LABORATORIES	1	1,227	281	19%	1,509
MINUTECLINIC, LLC #5817		1,224	282	19%	1,506
WHOLE FAMILY HEALTH CENTER INC		1,212	287	19%	1,499
MINUTECLINIC LLC #5216		1,266	229	15%	1,495
GENESIS LABORATORY MANAGEMENT	11	1,244	220	15%	1,475
MINUTECLINIC LLC #3654		1,200	272	18%	1,472
LABORATORY SPECIALISTS OF MICHIGAN		1,218	253	17%	1,471
MINUTECLINIC LLC #4024		1,250	219	15%	1,469
MINUTECLINIC LLC #3285		1,262	204	14%	1,466
MINUTECLINIC LLC #3255		1,218	235	16%	1,453
MINUTECLINIC LLC #5924		1,209	241	17%	1,450
MINUTECLINIC LLC #3635		1,263	184	13%	1,447
ADVANCE MEDICAL OF NAPLES		326	1,120	77%	1,446
MINUTECLINIC LLC #4612		1,132	312	22%	1,444
UHEALTH DEERFIELD BEACH/UMSYLVESTER DEERFIELD BEACH LABORATORY	3	1,380	55	4%	1,438

# COVID-19: testing by laboratory

Data through Feb 14, 2021 verified as of Feb 15, 2021 at 09:25 AM

Data in this report are provisional and subject to change.

The numbers in the table below represent the number of Florida and non-Florida residents for whom test results were received by the Department of Health. A person can be tested by more than one laboratory and can have both positive and negative results. **Therefore, the sum of the numbers in each column will be larger than the total number of people tested.**

Reporting lab	Inconclusive	Negative	Positive	Percent positive	Total
BAPTIST HEALTH SOUTH FLORIDA - COUNTRY WALK URGENT CARE EXPRESS		1,224	214	15%	1,438
BIOCERNA LLC	9	1,248	164	12%	1,421
PATIENTS CHOICE LABORATORIES		829	589	42%	1,418
KEYS AHEC SCHOOL MEDICAL CLINIC	7	1,315	91	6%	1,413
MINUTECLINIC LLC #3648		1,135	276	20%	1,411
BAYFRONT HEALTH - CITRUS HILLS		1,200	203	14%	1,403
ELLENTON URGENT CARE		1,153	234	17%	1,387
MINUTECLINIC LLC #4201		1,213	170	12%	1,383
MINUTECLINIC LLC #1821		1,224	149	11%	1,373
WHITE WILSON MEDICAL CENTER		165	1,196	88%	1,361
MINUTECLINIC LLC # 3579		1,169	190	14%	1,359
ASCENSION ST VINCENT'S - SOUTHSIDE		1,309	49	4%	1,358
COASTAL LABORATORIES	1	1,073	282	21%	1,356
MINUTECLINIC LLC #1807		1,131	220	16%	1,351
BAPTIST HEALTH EMERGENCY CENTER AT WEST CORAL WAY		1,044	306	23%	1,350
ARCPPOINT LABS		809	536	40%	1,345
PHYSICIANS PRIMARY CARE	2	1,133	203	15%	1,338
BAPTIST HEALTH SOUTH FLORIDA - KEY BISCANE URGENT CARE EXPRESS		1,170	164	12%	1,334
MEDEXPRESS URGENT CARE - JAX ATLANTIC BLVD		1,111	191	15%	1,302
TEMPUS CLINICAL LABORATORY	10	1,142	142	11%	1,294
AMELIA EXPRESS CARE		710	580	45%	1,290
UNIVERSITY OF ALABAMA AT BIRMINGHAM		1,236	34	3%	1,270
ED FRASER MEMORIAL HOSPITAL		1,030	239	19%	1,269
BAPTIST HEALTHCARE - JAY HOSPITAL		910	352	28%	1,262
AFC PHYSICIANS OF FLORIDA PA		889	358	29%	1,247
NYU HOSPITALS CENTER CLINICAL LABORATORIES		1,206	40	3%	1,246
TREASURE COAST MEDICAL ASSOCIATES INC		740	504	41%	1,244
OPTUM LABS LLC		1,089	153	12%	1,242
AMERICAN RESEARCH LABS		1,029	212	17%	1,241
SMA LAB	8	1,085	142	11%	1,235
UHEALTH CLINIC AT WALGREENS		991	240	19%	1,231
PROJECT HEALTH, INC SUMTERVILLE	5	1,004	218	18%	1,227
BAYFRONTVENICEREGIONAL		1,146	70	6%	1,216
CLINICORE		1,124	91	7%	1,215
VAVA PARTNERS LLC		439	769	64%	1,208
MINUTECLINIC LLC #476		1,022	183	15%	1,205
HEALTH CARE DISTRICT OF PALM BEACH COUNTY	1	1,035	163	14%	1,199
TOM LEE COMMUNITY HEALTH CENTER		803	396	33%	1,199
KETAMINE HEALTH CENTERS LLC		1,098	98	8%	1,196
ACCESS MEDICAL LABS		746	448	38%	1,194
PREMIER MEDICAL	1	1,097	93	8%	1,191
PEDIATRIC HEALTH CARE ALLIANCE - NORTHDAL		1,084	106	9%	1,190
PARAMOUNT URGENT CARE VILLAGES		842	348	29%	1,190
HOLIDAY CVS LLC DBA CVS PHARMACY #5155		1,135	50	4%	1,185
FLORIDA DEPARTMENT OF HEALTH IN POLK COUNTY	2	889	276	24%	1,167
MINUTECLINIC LLC #3637		888	278	24%	1,166



# COVID-19: testing by laboratory

Data through Feb 14, 2021 verified as of Feb 15, 2021 at 09:25 AM

Data in this report are provisional and subject to change.

The numbers in the table below represent the number of Florida and non-Florida residents for whom test results were received by the Department of Health. A person can be tested by more than one laboratory and can have both positive and negative results. **Therefore, the sum of the numbers in each column will be larger than the total number of people tested.**

Reporting lab	Inconclusive	Negative	Positive	Percent positive	Total
JUPITER MEDICAL CENTER URGENT CARE		820	344	30%	1,164
MINUTECLINIC LLC #1350		971	181	16%	1,152
MINUTECLINIC LLC #3236		970	166	15%	1,136
MINUTECLINIC LLC #8381		968	167	15%	1,135
CAPSTONE HEALTHCARE		802	329	29%	1,131
VERITAS GENETICS	61	942	119	11%	1,122
STAGEZERO LIFE SCIENCES INC	3	1,020	99	9%	1,122
EPN URGENT CARE NAPLES	2	773	339	30%	1,114
MINUTECLINIC, LLC #3245		875	237	21%	1,112
NORTH FLORIDA PEDIATRICS-TALLAHASSEE	1	1,010	96	9%	1,107
LAB24 INC	3	436	667	60%	1,106
ST ANNES NURSING CENTER		1,081	23	2%	1,104
XYZ LABORATORY	8	942	146	13%	1,096
FIU-HEALTH AUXILIARY LABORATORY	5	1,012	75	7%	1,092
ADVENTHEALTH CENTRA CARE WINTER HAVEN	1	528	560	51%	1,089
SOLARIS HEALTHCARE PALATKA		980	101	9%	1,081
ADVANCED DIAGNOSTIC LABORATORY		1,027	47	4%	1,074
MINUTECLINIC, LLC # 4469		902	166	16%	1,068
RAINBOW RIVER MEDICAL LABORATORY		977	83	8%	1,060
OPTUMCARE FLORIDA LLC		817	226	22%	1,043
JOHNS HOPKINS ALL CHILDREN'S HOSPITAL		972	68	7%	1,040
MINUTECLINIC LLC #1815		891	149	14%	1,040
COASTAL PEDIATRIC GROUP		902	138	13%	1,040
MINUTECLINIC LLC #6007		881	156	15%	1,037
PALM HARBOR PHARMACY		896	139	13%	1,035
ADVANCED MEDICAL OF NAPLES LLC		915	118	11%	1,033
STEWART REFERENCE LABORATORY	1	595	428	42%	1,024
PROFESSIONAL HEALTH EXAMINERS DBA PROHEALTH	1	819	199	20%	1,019
NAPLES URGENT CARE	1	632	377	37%	1,010
CAREMED CLINIC LLC	1	765	243	24%	1,009
PARAMOUNT URGENT CARE - CLERMONT		686	320	32%	1,006
EXACT SCIENCES LABORATORIES, LLC		855	145	15%	1,000
VERITOR		850	149	15%	999
HENDRY REGIONAL MEDICAL CENTER CLINICAL LABORATORY		768	228	23%	996
XPRESS URGENT CARE	4	839	153	15%	996
LITTLE PINE PEDIATRICS		743	249	25%	992
LAKELAND REGIONAL HEALTH - PWC/OB		36	954	96%	990
GENOME LLC	2	899	82	8%	983
READY RESPONDERS FLORIDA, PLLC		847	135	14%	982
GENEIQ		930	52	5%	982
PALM BAY HOSPITAL CLINICAL LABORATORY		673	308	31%	981
FLAGLER HOSPITAL LABORATORY	8	36	937	96%	981
PRIMARY CARE OF THE TREASURE COAST		846	124	13%	970
RIVER TOWN DIAGNOSTIC LLC		726	243	25%	969
ER QUICKCARE PL		812	150	16%	962
PATIENTS FIRST LAKE ELLA MEDICAL CENTER		840	121	13%	961



# COVID-19: testing by laboratory

Data through Feb 14, 2021 verified as of Feb 15, 2021 at 09:25 AM

Data in this report are provisional and subject to change.

The numbers in the table below represent the number of Florida and non-Florida residents for whom test results were received by the Department of Health. A person can be tested by more than one laboratory and can have both positive and negative results. **Therefore, the sum of the numbers in each column will be larger than the total number of people tested.**

Reporting lab	Inconclusive	Negative	Positive	Percent positive	Total
CAREFAST MURABELLA		501	444	47%	945
NORTH FLORIDA PEDIATRICS - LAKE CITY		734	202	22%	936
ARCPPOINT LABS OF CORAL SPRINGS FL		833	99	11%	932
ADDICTION LABS OF AMERICA	3	853	71	8%	927
VRL EUROFINs - DALLAS		913	13	1%	926
LENCO MEDICAL LABORATORY		880	42	5%	922
GENE TOX WORLDWIDE	60	736	125	14%	921
HISTOPATHOLOGY SERVICES, LLC		802	99	11%	901
FAST TRACK URGENT CARE CENTER		4	893	100%	897
PROFESSIONAL HEALTH EXAMINERS		767	129	14%	896
MINUTECLINIC LLC #5157		754	137	15%	891
APALACHEE CORRECTIONAL INSTITUTION EAST UNIT		872	17	2%	889
INTEGRITY LABORATORIES, LLC	2	725	161	18%	888
FIRST QUALITY LABORATORY		826	51	6%	877
TACACHALE CLINICAL LABORATORY	1	822	46	5%	869
PROHEALTH MEDICAL CLINIC		276	589	68%	865
MINUTECLINIC, LLC DBA MINUTECLINIC #4717		827	34	4%	861
MINUTECLINIC LLC #214		733	122	14%	855
MIAMI JEWISH HEALTH SYSTEMS		801	54	6%	855
TYNDALL AIR FORCE BASE		652	196	23%	848
EUROFINs NTD, LLC		804	38	5%	842
THE HEALTH CENTER OF PLANT CITY		773	69	8%	842
STEWART ROCKLEDGE HOSPITAL		663	179	21%	842
MINUTECLINIC LLC #8927		701	136	16%	837
MYTEST DIAGNOSTICS		776	61	7%	837
BROWNWOOD CARE CENTER		759	77	9%	836
NORTH FLORIDA PEDIATRICS PA - SUWANNEE	3	705	116	14%	824
PHAROS HEALTH		628	191	23%	819
VRL EUROFINs		788	30	4%	818
FLORIDA HOSPITAL ORLANDO		743	74	9%	817
COVANCE CLINICAL RESEARCH UNIT INC		792	23	3%	815
MOLECULAR TESTING LABS		758	53	7%	811
UNIVERSITY OF WEST FLORIDA STUDENT HEALTH SERVICES	1	688	121	15%	810
ASCENSION ST VINCENT'S - CLAY		775	35	4%	810
LEE COUNTY EMERGENCY MEDICAL SERVICE		705	105	13%	810
CVS HEALTH		577	229	28%	806
NITE LITE PEDIATRICS		234	563	71%	797
MEDICAL CONSULTANTS OF FLORIDA, LLC	1	658	137	17%	796
C.W. BILL YOUNG VA MEDICAL CENTER	1	21	771	97%	793
PROJECT HEALTH INC	4	659	126	16%	789
BAPTIST HEALTH - MD ANDERSON CANCER CENTER		784	5	1%	789
LPG COCONUT POINT		649	140	18%	789
DEPARTMENT OF CLINICAL LABS		769	17	2%	786
MINUTECLINIC LLC		686	97	12%	783
SUNRISE URGENT CARE ASSOCIATES LLC D/B/A	5	439	338	43%	782
MINUTECLINIC LLC #5187		677	103	13%	780

# COVID-19: testing by laboratory

Data through Feb 14, 2021 verified as of Feb 15, 2021 at 09:25 AM

Data in this report are provisional and subject to change.

The numbers in the table below represent the number of Florida and non-Florida residents for whom test results were received by the Department of Health. A person can be tested by more than one laboratory and can have both positive and negative results. **Therefore, the sum of the numbers in each column will be larger than the total number of people tested.**

Reporting lab	Inconclusive	Negative	Positive	Percent positive	Total
ST PETERSBURG PEDIATRICS	1	697	76	10%	774
DYNIX DIAGNOSTICS	2	524	247	32%	773
COASTAL PHYSICIANS, LLC		620	152	20%	772
INTERLACHEN PEDIATRICS		731	32	4%	763
MACDILL AIR FORCE BASE		710	51	7%	761
Point of Care Testing	1	114	643	85%	758
NONE		308	450	59%	758
PEDIATRICS OF CENTRAL FLORIDA PA	19	690	42	6%	751
NORTH OKALOOSA MEDICAL CENTER		434	315	42%	749
FISHERMENS HOSPITAL CLINICAL LAB		681	68	9%	749
USF MORSANI CENTER FOR ADVANCED HEALTH CARE		653	90	12%	743
NORTH FLORIDA PEDIATRICS PA	1	629	107	15%	737
SANTA ROSA MEDICAL GROUP		575	157	21%	732
VITAS HEALTHCARE CORPORATION OF FLA	1	726	4	1%	731
ADVENT HEALTH LAB - ORLANDO		431	294	41%	725
MIDWAY SPECIALLY CARE CENTER		504	220	30%	724
GROWING TOGETHER PEDIATRICS LLC		669	53	7%	722
NORTHEAST FLORIDA NEUROLOGY CLINICS, INC		609	113	16%	722
CATALYST WALK IN CLINIC		577	144	20%	721
NORTH SHORE LIJ URGENT CARE PC		677	41	6%	718
DISNEY COVID TEST SITE		703	11	2%	714
Tampa Lakes Health and Rehabilitation Center	2	643	69	10%	714
ADVENTHEALTH CENTRA CARE TRINITY		629	85	12%	714
CONSULATE HEALTH CARE OF NEW PORT RICHEY	2	588	121	17%	711
INTERLACHEN PEDIATRICS PA		681	30	4%	711
PRIMARY CARE SERVICES AT INDIAN RIVER ESTATES		686	19	3%	705
ANY LAB TEST NOW	1	465	237	34%	703
CAPE CANAVERAL HOSPITAL		458	236	34%	694
CRUCIAL CARE EMERGENCY MEDICINE DOCTORS		542	150	22%	692
PRIMARY CARE SOUTH INC		365	326	47%	691
PREMIER MEDICAL LABORATORY SERVICES	1	463	225	33%	689
CLINICAL PATHOLOGY LABS INC		619	69	10%	688
ORLANDO HEALTH AND REHAB CENTER		639	43	6%	682
KENDALL HEALTHCARE PROPERTIES DBA	2	649	27	4%	678
Victoria Nursing and Rehabilitation Center		631	47	7%	678
REDI MED LLC		536	141	21%	677
CARE ONE OF FLORIDA LLC		453	220	33%	673
CREEKSIDE CARE CENTER	1	587	84	13%	672
MINI ER ADULT AND PEDIATRIC URGENT CARE		574	98	15%	672
NCH HEALTHCARE SYSTEM MICROBIOLOGY LAB		2	667	100%	669
EAST LAKE PEDIATRICS		576	92	14%	668
WILLOWBROOKE COURT AT EDGEWATER POINTE ESTATES		659	9	1%	668
VENICE REGIONAL MEDICAL CENTER		574	93	14%	667
HALIFAX MEDICAL CENTER-PORT ORANGE LAB		565	101	15%	666
JACKSONVILLE BEACH PEDIATRIC CARE CENTER		608	58	9%	666
SPECTOR SCIENTIFIC LAB	1	242	419	63%	662

# COVID-19: testing by laboratory

Data through Feb 14, 2021 verified as of Feb 15, 2021 at 09:25 AM

Data in this report are provisional and subject to change.

The numbers in the table below represent the number of Florida and non-Florida residents for whom test results were received by the Department of Health. A person can be tested by more than one laboratory and can have both positive and negative results. **Therefore, the sum of the numbers in each column will be larger than the total number of people tested.**

Reporting lab	Inconclusive	Negative	Positive	Percent positive	Total
DOCTOR'S MEMORIAL HOSPITAL		503	158	24%	661
ADVENTHEALTH EXPRESS CARE AT WALGREENS		579	80	12%	659
MEDICAL FP - WHOLE FAMILY HEALTH CENTER		539	120	18%	659
TREE HOUSE PEDIATRICS PLLC		591	66	10%	657
PALACE NURSING HOME & REHAB CENTER		621	36	5%	657
ABSOLUTE GENOMICS	1	525	130	20%	656
POINT OF CARE TESTING SITE		630	24	4%	654
SOLARIS HEALTHCARE CHARLOTTE HARBOR		607	47	7%	654
FAMILY HEALTH CENTERS OF SWF LABS	2	569	81	12%	652
PALM GARDEN OF PORT SAINT LUCIE		641	8	1%	649
LAKELAND REGIONAL HEALTH PABLO		556	93	14%	649
MAVERICK LABS		459	188	29%	647
CARENOW URGENT CARE - FORT PIERCE		389	256	40%	645
NCHMD, INC SOUTHEAST IMMEDIATE CARE		496	149	23%	645
CHILDRENS MEDICAL ASSOCIATION		582	61	9%	643
LIFE CARE CENTER OF NEW PORT RICHEY		608	33	5%	641
LOOP PEDIATRICS PA	3	524	110	17%	637
AMERICAN SCIENTIFIC LABORATORIES LLC		628	5	1%	633
JOHN KNOX VILLAGE HEALTH CENTER		595	19	3%	614
LIFE CARE CENTER OF ORANGE PARK		584	30	5%	614
MANOR PINES CONVALESCENT CENTER LLC	1	592	20	3%	613
PRIMARY CARE SERVICES AT ST ANDREWS ESTATES		613			613
MOUNT SINAI LABORATORY		583	29	5%	612
HOLY CROSS HOSPITAL		12	598	98%	610
GULF COAST MOLECULAR LABORATORIES	12	499	98	16%	609
24 HOUR PEDIATRIC CARE CENTER	1	560	47	8%	608
BOND AND STEELE CLINIC PA		423	184	30%	607
GULF COAST VILLAGE		576	30	5%	606
Crestview Rehabilitation Center	5	474	126	21%	605
ETHOS WELLNESS PHARMACY		563	42	7%	605
PATIENTS FIRST - MAHAN DRIVE		164	435	73%	599
ADVENTHEALTH MEDICAL GROUP PROMPT CARE		428	171	29%	599
WOODLANDS MEDICAL SPECIALISTS		359	238	40%	597
VETERANS AFFAIRS MEDICAL CENTER - JAMES A HALEY			595	100%	595
MAIN STREET MEDICAL CENTER		127	468	79%	595
ST JOHN'S NURSING CENTER		573	21	4%	594
MID-FLORIDA PATHOLOGY		449	142	24%	591
GOLDEN GATE FAMILY CLINIC		174	417	71%	591
BIO-TECH CLINICAL LABORATORIES INC		504	84	14%	588
GOLDEN GLADES NURSING & REHABILITATION CTR		574	14	2%	588
CALHOUN LIBERTY HOSPITAL		439	148	25%	587
HOLMES REGIONAL MEDICAL CENTER		5	581	99%	586
PALM GARDEN OF VERO BEACH		544	39	7%	583
THE PRESERVE		573	9	2%	582
AMERICAN MEDICAL RESPONSE		570	5	1%	575
MEDICAL VB		451	121	21%	572

# COVID-19: testing by laboratory

Data through Feb 14, 2021 verified as of Feb 15, 2021 at 09:25 AM

Data in this report are provisional and subject to change.

The numbers in the table below represent the number of Florida and non-Florida residents for whom test results were received by the Department of Health. A person can be tested by more than one laboratory and can have both positive and negative results. **Therefore, the sum of the numbers in each column will be larger than the total number of people tested.**

Reporting lab	Inconclusive	Negative	Positive	Percent positive	Total
TELESCOPE HEALTH LLC	3	464	104	18%	571
CENTRAL FLORIDA HEALTH CARE INC		471	100	18%	571
VETERANS AFFAIRS MEDICAL CENTER		40	529	93%	569
CLEWISTON NURSING AND REHABILITATION CENTER		557	11	2%	568
TENNESSEE DOH - NASHVILLE	2	500	65	11%	567
CONSULATE HEALTHCARE OF VERO BEACH	14	473	79	14%	566
BROAD INSTITUTE CLINICAL SEQUENCING RESEARCH PLATFORM	1	540	25	4%	566
SEBASTIAN RIVER MEDICAL CENTER	2	411	152	27%	565
BROOKDALE FORT MYERS CYPRESS LAKE		563	2	0%	565
HMA SANTA ROSA MEDICAL CENTER LLC DBA		437	122	22%	559
LIFE CARE CENTER OF PENSACOLA		512	47	8%	559
LIFE CARE CENTER OF HILLIARD		539	18	3%	557
FORT MYERS INTERNAL MEDICINE, LLC		502	55	10%	557
SHORELINE PHYSICIAN GROUP		342	214	38%	556
ECCOLAB GROUP	1	146	408	74%	555
FLAGLER COUNTY HEALTH DEPARTMENT	3	427	121	22%	551
THERADOC		152	399	72%	551
NEMOURS CHILDREN'S HOSPITAL		453	98	18%	551
ASAP LABS LLC		413	137	25%	550
The Sands at South Beach		545	4	1%	549
NORTH VISTA HOSPITAL LABORATORY		454	95	17%	549
VITAE DIAGNOSTICS		534	13	2%	547
CYPRESS VILLAGE	1	522	24	4%	547
POINT WASHINGTON MEDICAL CLINIC	1	355	191	35%	547
VITAS HEALTHCARE CORP OF CENTRAL FL		524	22	4%	546
PENSACOLA PEDIATRICS	1	328	217	40%	546
COASTAL URGENT CARE		428	116	21%	544
Signature HealthCare Center of Waterford		515	29	5%	544
EAST LAKE PEDIATRICS PA		495	47	9%	542
NCF DIAGNOSTICS & DNA TECHNOLOGIES	15	208	318	59%	541
CITY MEDICAL OF NEW JERSEY, PC		496	45	8%	541
J AND G MEDICAL GROUP LLC		448	91	17%	539
NSPIRE HEALTHCARE MIAMI LAKES	7	516	14	3%	537
EDEN SPRINGS NURSING AND REHAB CENTER		426	110	21%	536
SOUTHEAST ALABAMA MEDICAL CENT		487	49	9%	536
VIERA HOSPITAL, INC		412	123	23%	535
DOCTORS CENTER,THE		427	108	20%	535
MANOR CARE HEALTH SERVICES - FT MYERS		510	24	4%	534
AMERICAN FAMILY CARE PENSACOLA WEST		1	533	100%	534
SPRING HILL HEALTH AND REHABILITATION CENTER		511	20	4%	531
FLORIDA GULF COAST UNIVERSITY		356	175	33%	531
MED FAST URGENT CARE CENTER		260	268	51%	528
MEDICAL CENTER CLINIC-IMMEDIATE CARE	1	423	104	20%	528
VETERANS AFFAIRS MEDICAL CENTER - BAY PINES		17	510	97%	527
CLARITY LABS		458	69	13%	527
NORTH FLORIDA MEDICAL GROUP		398	128	24%	526

# COVID-19: testing by laboratory

Data through Feb 14, 2021 verified as of Feb 15, 2021 at 09:25 AM

Data in this report are provisional and subject to change.

The numbers in the table below represent the number of Florida and non-Florida residents for whom test results were received by the Department of Health. A person can be tested by more than one laboratory and can have both positive and negative results. **Therefore, the sum of the numbers in each column will be larger than the total number of people tested.**

Reporting lab	Inconclusive	Negative	Positive	Percent positive	Total
MOORINGS PARK INSTITUTE, INC, THE		502	24	5%	526
MANOR CARE NURSING CENTER OF SARASOTA FL LLC		433	87	17%	520
EMERALD SHORES HEALTH AND REHABILITATION		424	96	18%	520
BOCA GRANDE HEALTH CLINIC		493	25	5%	518
EXPRESS URGENT CARE LLC		1	516	100%	517
BALDOMERO LOPEZ STATE VETERANS NURSING HOME	2	507	3	1%	512
VILLA MARIA NURSING & REHAB CENTER INC	1	500	11	2%	512
MEDFAST URGENT CARE CENTERS		230	280	55%	510
AFC URGENT CARE CLEARWATER	1	123	385	76%	509
GRAND COURT TAMPA		505	3	1%	508
ORANGE BLOSSOM FAMILY HEALTH		480	26	5%	506
MEDONE URGENT CARE AT ST. AUGUSTINE		133	370	74%	503
WILLOW BROOKE COURT AT INDIAN RIVER ESTATES		458	44	9%	502
PEDIATRIC HEALTHCARE ALLIANCE PA		456	46	9%	502
DIAMOND RIDGE HEALTH AND REHABILITATION		471	31	6%	502
EXPRESS PHARMACY		465	36	7%	501
Plantation Bay Rehabilitation Center		479	22	4%	501
DAVITA LABORATORY		426	73	15%	499
DOH - INDIAN RIVER		426	73	15%	499
CLINICAL PATHOLOGY LABS		386	111	22%	497
CONTINENTAL CLINICAL RESEARCH, LLC		470	26	5%	496
JACKSON MEMORIAL PERDUE MEDICAL CENTER		471	24	5%	495
NCH HEALTHCARE BONITA		371	124	25%	495
PALM GARDEN OF TAMPA		466	29	6%	495
MAYFLOWER ASSISTED LIVING		485	6	1%	491
PEBBLEBROOK PHARMACY		397	93	19%	490
JACKSON MEMORIAL LONG TERM CARE CENTER		470	20	4%	490
NEW YORK HOSPITAL LABORATORIES	1	476	12	2%	489
BUFFALO CROSSING HEALTHCARE & REHABILITATION CTR		474	15	3%	489
QUICK CARE MED		328	160	33%	488
MEMORIAL PEMBROKE 24/7 CARE CENTER		369	119	24%	488
ENZO CLINICAL LABS INC	3	463	22	5%	488
HEALTH CENTER AT BRENTWOOD	1	444	42	9%	487
CLIFFORD CHESTER SIMS STATE VETERANS		475	10	2%	485
VETERANS AFFAIRS MEDICAL CENTER - GAINESVILLE		3	481	99%	484
Fernandina Beach Rehabilitation and Nursing Center	1	465	18	4%	484
VALENCIA HILLS HEALTH AND REHABILITATION CENTER		469	13	3%	482
SABAL PALMS HEALTH AND REHAB		429	50	10%	479
BALDWIN PEDIATRICS	1	449	28	6%	478
ST CLOUD REGIONAL MEDICAL CENTER CLINICAL LAB		394	83	17%	477
SUSANNA WESLEY HEALTH CENTER		440	36	8%	476
RIVER GARDEN HEBREW HOME FOR THE AGED		421	54	11%	475
NORTH FLORIDA RETIREMENT VILLAGE		470	2	0%	472
SOLARIS HEALTHCARE LAKE CITY		377	94	20%	471
HARBOUR HEALTH CENTER		455	14	3%	469
FLORIDA DEPARTMENT OF HEALTH CLAY COUNTY	1	371	96	21%	468

# COVID-19: testing by laboratory

Data through Feb 14, 2021 verified as of Feb 15, 2021 at 09:25 AM

Data in this report are provisional and subject to change.

The numbers in the table below represent the number of Florida and non-Florida residents for whom test results were received by the Department of Health. A person can be tested by more than one laboratory and can have both positive and negative results. **Therefore, the sum of the numbers in each column will be larger than the total number of people tested.**

Reporting lab	Inconclusive	Negative	Positive	Percent positive	Total
NAVAL HOSPITAL - JACKSONVILLE		136	331	71%	467
FOUNTAIN MANOR HEALTH AND REHAB CENTER	1	448	18	4%	467
PALM GARDEN OF JACKSONVILLE	2	382	79	17%	463
BAPTIST PRIMARY CARE	2	365	95	21%	462
Quest Diag Unspecifd	1	314	147	32%	462
BROOKDALE PALMER RANCH	1	403	57	12%	461
AMERICA'S PHARMACY LLC		409	52	11%	461
Good Samaritan Society Kissimmee Village		395	65	14%	460
PALMETTO FAMILY HEALTHCARE	1	290	169	37%	460
HARTS HARBOR HEALTH CARE CENTER		438	21	5%	459
The Manor at Blue Water Bay		399	60	13%	459
CHILDRENS MEDICAL ASSOCIATION PA		405	53	12%	458
THE PALACE AT HOMESTEAD	1	439	18	4%	458
LAUDERDALE NURSING CENTER LLC	1	438	19	4%	458
FLORIDA DEPARTMENT OF HEALTH IN CALHOUN COUNTY		336	121	26%	457
RICARDO NAVARRO DO PA		388	69	15%	457
HILLCREST HEALTH CARE & REHABILITATION CENTER	2	440	12	3%	454
CLARIDGE HOUSE NURSING CENTER		437	17	4%	454
ARCPPOINTS LABS		390	64	14%	454
PARKLANDS FACILITY INC	4	404	42	9%	450
MANOR AT CARPENTERS		422	27	6%	449
Southern Oaks Care Center	1	410	37	8%	448
MEDICAL CENTER OF DELTONA, INC		361	87	19%	448
HERON POINTE HEALTH AND REHABILITATION	1	442	3	1%	446
WEST GABLES HEALTH CARE CENTER		435	10	2%	445
FLO-MEDILAB SERVICES LLC		188	256	58%	444
DIAMOND RIDGE HEALTH AND REHABILITATION CENTER		421	22	5%	443
NORTH FLORIDA REHABILITATION & SPECIALTY CARE		436	6	1%	442
Williston Care Center		383	57	13%	440
HEARTLAND PEDIATRICS OF LAKE WALES		391	48	11%	439
SMA SPECIALTY MEDICAL LAB		117	321	73%	438
DXTERITY DIAGNOSTICS	1	413	23	5%	437
PEDIATRIC HEALTHCARE ALLIANCE		407	28	6%	435
Q ANSWER LAB	1	381	52	12%	434
SHORE ACRES CARE CENTER		399	35	8%	434
LAB DOCTOR		382	51	12%	433
PIONEER CLINICAL LAB LLC		358	75	17%	433
NEW PLANT CITY FAMILY CARE	1	228	203	47%	432
AVECINA MEDICAL JULINGTON	1	240	189	44%	430
FLORIDA DEPT OF HEALTH IN BREVARD COUNTY	3	363	63	15%	429
ST ANDREWS BAY SKILLED NURSING &		369	60	14%	429
CITRUS NURSING CENTER LLC		387	42	10%	429
PHYSICIANS STAT LAB INC		357	71	17%	428
BENTON PEDIATRICS INC		382	45	11%	427
PALM GARDEN OF OCALA		330	97	23%	427
Solaris HealthCare Windermere		395	32	7%	427

# COVID-19: testing by laboratory

Data through Feb 14, 2021 verified as of Feb 15, 2021 at 09:25 AM

Data in this report are provisional and subject to change.

The numbers in the table below represent the number of Florida and non-Florida residents for whom test results were received by the Department of Health. A person can be tested by more than one laboratory and can have both positive and negative results. **Therefore, the sum of the numbers in each column will be larger than the total number of people tested.**

Reporting lab	Inconclusive	Negative	Positive	Percent positive	Total
MANOR OAKS NURSING & REHAB CENTER	4	420	2	0%	426
SANDBAY URGENT CARE		343	80	19%	423
APP-UNIPATH, LLC	2	405	14	3%	421
CARE ONE OF FLORIDA	1	283	136	32%	420
FAMILY HEALTH CENTERS OF SOUTHWEST FLORIDA INC		355	65	15%	420
GARCIA CLINICAL LABORATORY		28	392	93%	420
FLORIDA HOSPITAL WAUCHULA		291	129	31%	420
PHYSICIANS PRIMARY CARE LAB		360	60	14%	420
EMERITUS AT NAPLES	2	415	1	0%	418
AFC URGENT CARE SEMINOLE			418	100%	418
Colonial Lakes Health Care		384	33	8%	417
ORLANDO HEALTH CENTER FOR REHABILITATION		405	11	3%	416
LEHIGH REGIONAL MEDICAL CENTER LAB		371	44	11%	415
NEW YORK PRESBYTERIAN - CUMC CLINICAL		398	17	4%	415
MICHAEL A MIDDLETON MD PA□		398	15	4%	413
HOPE HOSPICE AND COMMUNITY SERVICES INC	14	382	14	3%	410
MINUTECLINIC LLC #3671		366	44	11%	410
AFC URGENT CARE FAMILY CARE			409	100%	409
ELLENTON PEDIATRICS		390	18	4%	408
THE PALACE MANAGEMENT - THE PALACE AT CORAL GABLES		403	3	1%	406
CLINICAL ENTERPRISE, INC		385	20	5%	405
TIDE LABORATORIES		362	43	11%	405
VITAS LUTHERAN TOWERS INPATIENT PROGRAM		340	63	16%	403
BROWARD PARTNERSHIP	6	386	7	2%	399
SUWANNEE HEALTH AND REHABILITATION CENTER		393	5	1%	398
DBI HEALTH INC		382	15	4%	397
LITTLE PINE PEDIATRICS PLLC	1	342	53	13%	396
CONSULATE HEALTH CARE OF BAYONET POINT	4	384	7	2%	395
MINI ER AND URGENT CARE		289	105	27%	394
Santa Rosa Center for Rehabilitation and Healing		330	62	16%	392
BOND CLINIC PA PEDIATRICS DEPT		356	35	9%	391
PRO HEALTH		164	227	58%	391
CARENOW	2	210	178	46%	390
SIGNATURE HEALTHCARE OF BROOKWOOD GARDENS		384	6	2%	390
ABBAY DELRAY		384	5	1%	389
Ocala Health and Rehabilitation Center		369	20	5%	389
SOLARIS HEALTHCARE MERRITT ISLAND		349	40	10%	389
BARBER		13	376	97%	389
CARITHERS PEDIATRIC GROUP		344	44	11%	388
PALMS OF SEBRING		352	34	9%	386
FLORIDA HOSPITAL MEDICAL GROUP		256	130	34%	386
PALM GARDEN OF CLEARWATER		367	18	5%	385
PALM GARDEN OF WINTER HAVEN	2	367	16	4%	385
SOLARIS HEALTHCARE OSCEOLA		363	21	5%	384
BREVARD HEALTH ALLIANCE		166	216	57%	382
HEALTHY STEPS PEDIATRICS		336	45	12%	381

# COVID-19: testing by laboratory

Data through Feb 14, 2021 verified as of Feb 15, 2021 at 09:25 AM

Data in this report are provisional and subject to change.

The numbers in the table below represent the number of Florida and non-Florida residents for whom test results were received by the Department of Health. A person can be tested by more than one laboratory and can have both positive and negative results. **Therefore, the sum of the numbers in each column will be larger than the total number of people tested.**

Reporting lab	Inconclusive	Negative	Positive	Percent positive	Total
INDIAN RIVER CTR, LLC		334	46	12%	380
AFC URGENT CARE TYRONE		2	377	99%	379
ORCHARD PARK HEALTH & REHABILITATION		374	5	1%	379
FIRST CHOICE PEDIATRICS		289	87	23%	376
BAYA PHARMACY WEST		8	368	98%	376
STARKE FAMILY MEDICAL CENTER		292	84	22%	376
TREASURE COAST COMMUNITY HEALTH	3	317	55	15%	375
RUSKIN HEALTH CENTER		245	130	35%	375
Timberidge Center for Rehabilitation and Healing		342	31	8%	373
MEDSCAN LABORATORY INC	1	163	209	56%	373
BROOKSVILLE HEALTHCARE CENTER LLC		363	9	2%	372
HENDRY REGIONAL MEDICAL CENTER		107	264	71%	371
MEDONE URGENT CARE CENTER		149	222	60%	371
URGENT CARE BETHESDA	1	318	52	14%	371
UR MEDICINE LABS- CENTRAL LABORATORY		348	22	6%	370
Cypress Cove Care Center		270	100	27%	370
Solaris Healthcare Daytona	2	321	46	12%	369
RAINBOW PEDIATRIC CENTER PA		342	26	7%	368
MEDIPATH		19	349	95%	368
CHILDRENS CLINIC WEST FLORIDA PEDIATRICS		332	36	10%	368
ADVENT HEALTH - TAMPA		148	220	60%	368
BROOKDALE PADDOCK HILLS	2	364	2	1%	368
SEMINOLE NURSING PAVILION		360	7	2%	367
FAIR HAVENS CENTER, OPCO		360	6	2%	366
FLORIDA DEPARTMENT OF HEALTH		326	40	11%	366
Stacey Health Care Centers Inc. dba Riverside Care Center		336	29	8%	365
INFORM DIAGNOSTICS		353	9	2%	362
WATSON THERAPEUTICS INC		347	15	4%	362
CLERMONT HEALTH AND REHABILITATION CENTER		330	32	9%	362
CORE DIAGNOSTIC LABORATORIES LLC		245	115	32%	360
LIFEBRITE	1	167	191	53%	359
Darcy Hall Of Life Care		352	7	2%	359
UNIVERSITY OF TAMPA INC, THE		356	2	1%	358
Manatee Springs Rehabilitation and Nursing Center		336	20	6%	356
MINUTECLINIC LLC, #10357		354	1	0%	355
GOOD SAMARITAN CENTER		352	2	1%	354
MY CLINICAL LAB		224	128	36%	352
TIDEWELL HOSPICE INC		345	6	2%	351
SANFORD LABORATORIES		325	26	7%	351
BAYSHORE DIAGNOSTICS		309	41	12%	350
SOLARIS HEALTHCARE BAYONET POINT		333	16	5%	349
SIPARADIGM, DIAGNOSTIC INFORMATICS		273	75	22%	348
MANORCARE HEALTH SERVICES - VENICE		292	55	16%	347
VILLAGE AT VIENNA SQUARE, THE	6	329	12	3%	347
BLOUNTSTOWN REHABILITATION CENTER LLC		239	106	31%	345
solaris Healthcare Parkway	2	325	17	5%	344



# COVID-19: testing by laboratory

Data through Feb 14, 2021 verified as of Feb 15, 2021 at 09:25 AM

Data in this report are provisional and subject to change.

The numbers in the table below represent the number of Florida and non-Florida residents for whom test results were received by the Department of Health. A person can be tested by more than one laboratory and can have both positive and negative results. **Therefore, the sum of the numbers in each column will be larger than the total number of people tested.**

Reporting lab	Inconclusive	Negative	Positive	Percent positive	Total
VETERANS AFFAIRS MEDICAL CENTER - LAKE CITY		52	292	85%	344
FLORIDA DEPARTMENT OF HEALTH IN LIBERTY COUNTY	2	247	94	27%	343
LIFE CARE PONTE VEDRA INC		334	8	2%	342
CORAL BAY HEALTHCARE AND REHABILITATION	1	328	12	4%	341
HEALTH DESIGNS		328	13	4%	341
ADVENT HEALTH CENTRA CARE - PALM COAST		80	261	77%	341
AFC URGENT CARE		67	273	80%	340
HEALTH CENTRAL PARK		273	66	19%	339
Bayside Care Center	1	318	20	6%	339
SELECT REFERENCE LABORATORIES, LLC	1	326	12	4%	339
USAFSAM/PHE		174	165	49%	339
Destin Healthcare and Rehabilitation Center	1	300	37	11%	338
NAPLES CHILDREN'S URGENT CARE		289	48	14%	337
Life Care Center of Ocala		279	58	17%	337
Palmetto Subacute Care Center		326	11	3%	337
AMEERAH LABS, LLC	2	255	79	24%	336
EPN URGENT CARE		44	291	87%	335
DIAGNOSTIC & CLINICAL CARE SERVICES INC DBA		264	71	21%	335
MOOSEHAVEN HEALTH CENTER		298	36	11%	334
ADVENTHEALTH EXPRESS CARE AT		267	66	20%	333
LIFE CARE CENTER OF PALM BAY		312	21	6%	333
PALM GARDEN OF WEST PALM BEACH	4	314	15	5%	333
HAINES CITY REHABILITATION AND NURSING CENTER		308	24	7%	332
SUN COUNTRY PEDIATRICS PLLC	9	294	27	8%	330
NORTH PINELLAS STATMED QUICK QUALITY CLINICS		236	93	28%	329
FAMILY CARE PARTNERS OF NORTHEAST FLORIDA LLC		257	72	22%	329
VITAS HEALTHCARE CORPORATION		324	4	1%	328
SEA BREEZE REHAB AND NURSING CENTER		318	9	3%	327
Life Care Center at Wells Crossing		309	18	6%	327
TRI-COUNTY NURSING AND REHABILITATION CENTER INC		311	15	5%	326
COLOR GENOMICS, INC.	2	318	6	2%	326
FLORIDA HOSPITAL HEARTLAND MED CTR LAKE PLACID		240	86	26%	326
VILLAGE DOCTORS OF KEYSTONE		245	80	25%	325
PruittHealth Panama City	1	262	62	19%	325
FG RAPID RESULTS	2	116	206	64%	324
Palm Garden of Largo		319	4	1%	323
FAIRWAY OAKS CENTER LLC	6	311	6	2%	323
PINES OF SARASOTA		320	3	1%	323
CRONOS CLINICAL LABORATORY	22	210	90	28%	322
ORCHARD RIDGE CARE AND REHABILITATION CENTER		303	19	6%	322
SERENADES IN THE VILLAGES		268	54	17%	322
CORAL TRACE HEALTH CARE	2	313	5	2%	320
MIDWAY SPECIALTY CARE CENTER	3	203	114	36%	320
SIGNATURE HEALTHCARE OF NORTH FLORIDA		317	2	1%	319
DELTONA HEALTH CARE		295	23	7%	318
ANCIENT CITY PEDIATRICS		304	14	4%	318

# COVID-19: testing by laboratory

Data through Feb 14, 2021 verified as of Feb 15, 2021 at 09:25 AM

Data in this report are provisional and subject to change.

The numbers in the table below represent the number of Florida and non-Florida residents for whom test results were received by the Department of Health. A person can be tested by more than one laboratory and can have both positive and negative results. **Therefore, the sum of the numbers in each column will be larger than the total number of people tested.**

Reporting lab	Inconclusive	Negative	Positive	Percent positive	Total
SABAL DIRECT PRIMARY CARE, PA		259	57	18%	316
MEDFAST URGENT CARE CENTER		86	230	73%	316
PruittHealth Santa Rosa		225	90	29%	315
Marshall Health and Rehabilitation Center		274	41	13%	315
BIOCEPT		292	22	7%	314
Bay Breeze Senior Living and Rehabilitation Center		261	53	17%	314
PALM GARDEN OF ORLANDO		280	33	11%	313
GENESIS MEDICAL LABORATORY MIAMI FL.		83	230	73%	313
MANOR CARE OF BOYNTON BEACH LLC		288	24	8%	312
ROLLINS COLLEGE WELLNESS CENTER		130	182	58%	312
ATLANTIC SHORES NURSING AND REHAB CENTER	1	302	9	3%	312
HARDEE MANOR HEALTH CARE CENTER	1	307	3	1%	311
Bardmoor Oaks Healthcare and Rehabilitation Center		300	10	3%	310
KEY WEST HEALTH AND REHAB	1	302	7	2%	310
LabCorp (Non-Interfaced)	1	122	186	60%	309
ROSEWOOD HEALTH AND REHABILITATION CENTER		287	21	7%	308
MEDEXPRESS LUTZ		3	305	99%	308
STEWART SEBASTIAN RIVER MEDICAL CENTER		265	43	14%	308
OCEAN VIEW NURSING AND REHAB CENTER		290	16	5%	306
VILLAGE DOCTORS FAMILY MEDICAL CENTER OF		243	63	21%	306
FLORIDA HEART & VASCULAR MULTISPECIALTY GROUP PA		214	92	30%	306
ST LUCIE EMPLOYEE HEALTH & WELLNESS CENTER		301	5	2%	306
GOOD SAMARITAN SOCIETY-DAYTONA		286	19	6%	305
SPECIALTY HEALTH AND REHABILITATION CENTER		280	25	8%	305
ASCEND CLINICAL	2	235	67	22%	304
MAGNOLIA FAMILY URGENT CARE		268	35	12%	303
BAY VILLAGE OF SARASOTA INC		300	3	1%	303
SUNLAND MARIANNA COX MEDICAL CENTER		263	40	13%	303
HARDEE COUNTY HEALTH DEPARTMENT		241	62	20%	303
PIONEER CLINICAL LAB, LLC		192	111	37%	303
AVELLINO LAB USA, INC	1	289	12	4%	302
FHMG FLORIDA HOSPITAL MEDICAL GROUP		267	34	11%	301
NATIONS BEST FAMILY HEALTH CARE		129	172	57%	301
SUNSHINE URGENT CARE LLC		178	123	41%	301
PHYSICIANS REGIONAL WALK-IN		185	115	38%	300
KISSIMMEE FACILITY OPERATIONS LLC		277	23	8%	300
ADDINGTON PLACE AT WELLINGTON GREEN		294	6	2%	300
AVENTURA REHAB AND NURSING CENTER		293	6	2%	299
HEALTH PARK CARE CENTER		295	4	1%	299
GANDY CROSSING CARE CENTER	1	284	13	4%	298
SAMANTHA WILSON CARE CENTER	4	285	9	3%	298
ENCOMPASS HEALTH REHABILITATION HOSPITAL OF SUNRISE	8	283	6	2%	297
BOCA BIOLISTICS REFERENCE LABORATORY	2	185	110	37%	297
HEALTH FIRST ADVENTHEALTH CENTRA CARE - TITUSVILLE		56	241	81%	297
ASSOCIATESMD MEDICAL GROUP INC		247	50	17%	297
ORLANDO VA MEDICAL CENTER			296	100%	296

# COVID-19: testing by laboratory

Data through Feb 14, 2021 verified as of Feb 15, 2021 at 09:25 AM

Data in this report are provisional and subject to change.

The numbers in the table below represent the number of Florida and non-Florida residents for whom test results were received by the Department of Health. A person can be tested by more than one laboratory and can have both positive and negative results. **Therefore, the sum of the numbers in each column will be larger than the total number of people tested.**

Reporting lab	Inconclusive	Negative	Positive	Percent positive	Total
AVANTE AT MT DORA		293	3	1%	296
BUENA VISTA URGENT CARE		264	32	11%	296
BRISTOL AT TAMPA, THE	4	283	8	3%	295
OSPREY LODGE		235	59	20%	294
NORTHWEST MEDICAL CENTER CLINICAL LABORATORY		175	117	40%	292
SILVER CREEK SENIOR LIVING COMMUNITY		287	5	2%	292
TAMARAC REHABILITATION & HEALTH CENTER		288	3	1%	291
AUBURN UNIVERSITY MEDICAL CLINIC		227	62	21%	289
UNIVERSITY OF TAMPA STUDENT HEALTH AND SHC CLINICAL LABORATORY		142	147	51%	289
ARGO SENIOR LIVING AT HAVERHILL		271	18	6%	289
PALM GARDEN OF GAINESVILLE	2	285	2	1%	289
PALMS REHABILITATION AND HEALTHCARE CENTER		253	36	12%	289
ST JAMES HEALTH AND REHABILITATION CENTER		205	84	29%	289
LUTHERAN HAVEN		280	8	3%	288
FL HUD DESTIN, LLC D/B/A GRAND BOULEVARD HEALTH		253	35	12%	288
ADVENTHEALTH EXPRESS CARE AT WALGREENS 49TH STREET		243	45	16%	288
SAINTS 120 LLC	1	253	34	12%	288
LAKE EUSTIS HEALTH AND REHABILITATION CENTER		281	7	2%	288
THE SPRINGS AT BOCA CIEGA BAY		279	9	3%	288
HCSO OCCUPATIONAL HEALTH AND WELLNESS CENTER		225	62	22%	287
REGENTS PARK OF BOCA RATON		284	2	1%	286
LAKELAND REGIONAL HEALTH SYSTEMS INC		20	266	93%	286
SPRINGTREE REHAB & HEALTH CARE CENTER		269	16	6%	285
ADVENTHEALTH MEDICAL GROUP PROMPT CAR	1	193	91	32%	285
CROSS POINTE CARE CENTER	2	277	6	2%	285
JACKSON PLAZA NURSING & REHAB CENTER	6	272	6	2%	284
PEDIATRIC ASSOCIATES OF OCALA PA		255	29	10%	284
BAPTIST PRIMARY CARE, INC		262	22	8%	284
ELMHURST HOSPITAL CENTER	1	262	20	7%	283
BRIDGEWATER PARK HEALTH AND REHAB		257	25	9%	282
AVANTE AT LEESBURG INC		281			281
HOMESTEAD MANOR	2	239	40	14%	281
KENNEDY PAIN CLINIC GROUP LLC		253	28	10%	281
CONSULATE HEALTH CARE OF SAFETY HARBOR		275	6	2%	281
AURORA DIAGNOSTICS BERNHARDT LABORATORIES PATHOLOGY SERVICE		190	91	32%	281
FLOMEDILAB		69	212	75%	281
BROOKDALE DESTIN		269	12	4%	281
ST JUDE CHILDREN'S RESEARCH HOSPITAL		265	15	5%	280
DIGNITY HEALING, LLC		267	13	5%	280
LONGWOOD FAMILY PRACTICE		210	69	25%	279
RIVERS FAMILY MEDICINE PA		206	73	26%	279
NATURE COAST MEDICAL GROUP		191	88	32%	279
LIFE CARE CENTER OF WINTER HAVEN		260	18	6%	278
HEATHER HILL HEALTHCARE CENTER		233	45	16%	278
PRUITT HEALTH-SANTA ROSA		275	2	1%	277
The Care Center at Pinellas Park	1	268	8	3%	277

# COVID-19: testing by laboratory

Data through Feb 14, 2021 verified as of Feb 15, 2021 at 09:25 AM

Data in this report are provisional and subject to change.

The numbers in the table below represent the number of Florida and non-Florida residents for whom test results were received by the Department of Health. A person can be tested by more than one laboratory and can have both positive and negative results. **Therefore, the sum of the numbers in each column will be larger than the total number of people tested.**

Reporting lab	Inconclusive	Negative	Positive	Percent positive	Total
QUALITOX LABORATORIES		105	172	62%	277
FAMILY CARE PARTNERS OF NE FLORIDA LLC		207	68	25%	275
WESTCHESTER GARDENS LIMITED PARTNERSHIP		269	6	2%	275
Glades West Rehabilitation and Nursing Center		266	8	3%	274
RULEME CENTER	2	246	26	9%	274
ROSEN MEDICAL CENTER		235	38	14%	273
WELL HEALTH WORKS	1	240	32	12%	273
ST PETERSBURG PEDIATRICS-PARK BLVD		249	23	8%	272
Rehabilitation Center for Park Place LLC		261	11	4%	272
HOLIDAY CVS LLC DBA CVS/PHARMACY #0440		262	9	3%	271
REHABILITATION CENTER OF LAKE CITY, THE		242	28	10%	270
PERSONALIZED GENETIC TESTING	1	176	92	34%	269
PEDIATRIC HEALTH CARE ALLIANCE, PA		242	27	10%	269
Solaris Healthcare Lake Bennet		237	32	12%	269
renaissance health and rehabilitation center		251	18	7%	269
Premier Place at The Glenview		260	8	3%	268
RESTORE HEALTH URGENT CARE		189	78	29%	267
CHAUTAUQUA REHABILITATION AND NURSING CENTER		257	9	3%	266
ADVENT HEALTH CARE CENTER	9	245	12	5%	266
ADVENT HEALTH CENTRA CARE - ORMOND BEACH		113	153	58%	266
TUSKAWILLA NURSING AND REHAB CENTER	2	257	7	3%	266
SOUTHWEST ORLANDO FAMILY MEDICINE, PL		221	44	17%	265
BAYA POINTE NURSING AND REHABILITATION		182	83	31%	265
HEALTH CENTRAL CLINICAL LABORATORY		249	16	6%	265
DAVID SCOTT MADWAR MD PA□		238	27	10%	265
BEAR CREEK NURSING CENTER		260	4	2%	264
SERANADES BY SONATA WEST ORANGE		234	29	11%	263
MANOR CARE OF NAPLES FL LLC		260	3	1%	263
URGENT CARE EXPRESS LLC		1	261	100%	262
ST PETERSBURG PEDIATRICS-SEMINOLE BLVD		205	57	22%	262
TALLAHASSEE NHHI LLC	1	234	27	10%	262
Solaris Healthcare Coconut Creek		254	6	2%	260
CLIFFORD CHESTER SIMS VA NURSING HOME		251	9	3%	260
CONSULATE HEALTHCARE OF KISSIMMEE		247	12	5%	259
PEDIATRICS BY THE SEA		249	10	4%	259
INTERNAL MEDICINE & PEDIATRICS OF TAMPA BAY PA		212	47	18%	259
PROTEUS MOLECULAR AND CLINICAL LAB	1	148	109	42%	258
FLORIDA WOMAN CARE LABORATORY LLC		232	26	10%	258
ACCURATE DIAGNOSTIC LABS, INC		243	15	6%	258
BRENTWOOD RETIREMENT COMMUNITY	5	223	30	12%	258
BAPTIST PRIMARY CARE INC	1	232	24	9%	257
ONESTOP MEDICAL AND URGENT CARE LLC		217	40	16%	257
Solaris HealthCare Imperial		248	8	3%	256
MANORCARE AT LELY PALMS		250	5	2%	255
PORT SAINT LUCIE HOSPITAL		246	9	4%	255
LAKE PARK OF MADISON		246	7	3%	253

# COVID-19: testing by laboratory

Data through Feb 14, 2021 verified as of Feb 15, 2021 at 09:25 AM

Data in this report are provisional and subject to change.

The numbers in the table below represent the number of Florida and non-Florida residents for whom test results were received by the Department of Health. A person can be tested by more than one laboratory and can have both positive and negative results. **Therefore, the sum of the numbers in each column will be larger than the total number of people tested.**

Reporting lab	Inconclusive	Negative	Positive	Percent positive	Total
SHELL POINT VILLAGE MEDICAL CENTER		246	7	3%	253
ST CATHERINE'S WEST REHABILITATION HOSPITAL		240	12	5%	252
SILVERCREST HEALTH AND REHABILITATION CENTER	3	241	7	3%	251
24/7 PEDIATRIC CARE CENTERS INC		231	19	8%	250
DOCTORS MEMORIAL HOSPITAL		129	121	48%	250
Parkview Rehabilitation Center at Winter Park		244	6	2%	250
Life Care Center of Punta Gorda	1	236	12	5%	249
WESTWOOD HEALTHCARE SNF		204	45	18%	249
TAVARES PEDIATRICS		208	40	16%	248
HOLLEY NAVARRE MEDICAL CLINIC		179	69	28%	248
COMMUNITY HEALTH AND REHABILITATION CENTER		190	58	23%	248
MARTIN MEMORIAL MEDICAL CENTER LAB		128	120	48%	248
Coastal Health and Rehabilitation Center		238	10	4%	248
EXCEL PEDIATRICS		205	42	17%	247
VILLAGES REGIONAL HOSPITAL SURGERY CENTER LLC, THE		191	56	23%	247
HARBOURWOOD	1	242	4	2%	247
ELMCROFT PINECREST	1	226	20	8%	247
CARRINGTON PLACE OF ST PETE LLC		242	4	2%	246
BROWARD NURSING & REHABILITATION CTR	8	231	7	3%	246
Heritage Healthcare at Tallahassee		239	7	3%	246
FLORIDA HEALTH CARE PLANS			246	100%	246
W FRANK WELLS NURSING HOME		218	27	11%	245
BUREAU OF CLINICAL LABORATORIES		205	40	16%	245
ESTERO ISLAND MEDICAL CENTER		191	54	22%	245
CHIPOLA HEALTH AND REHAB		228	17	7%	245
ROSEWOOD HEALTHCARE & REHABILITATION CENTER		239	6	2%	245
ADVANCED AMBULATORY SURGERY CENTER		234	11	4%	245
MALABAR/ADVENT CENTRA CARE		48	196	80%	244
WHITE-WILSON MEDICAL CENTER - FORT WALTON BEACH		233	10	4%	243
ARCHER HEALTH VENTURES, LLC		217	25	10%	242
AMBULATORY SURGERY CENTER OF BOCA RATON LTD		240	2	1%	242
KINDRED HOSPITAL	7	230	5	2%	242
TIERRA PINES CENTER		230	12	5%	242
HAVEN OF OUR LADY OF PEACE INC		233	8	3%	241
GOOD SAMARITAN CARES		236	5	2%	241
JACKSONVILLE KIDS PEDIATRICS, PLLC		209	32	13%	241
FAMILY EXPRESS URGENT CARE		4	237	98%	241
ENCOMPASS HEALTH		234	6	3%	240
LASER & SURGERY CENTER OF THE PALM BEACHES		239	1	0%	240
CLARE BRIDGE OF SARASOTA		237	2	1%	239
PALM GARDEN OF AVENTURA		236	3	1%	239
Sunset Point Center		235	4	2%	239
AVON PARK PEDIATRICS INC	3	214	22	9%	239
OCALA FAMILY MEDICAL CENTER INC	1	196	41	17%	238
RIVERWOOD HEALTH NH LLC		199	39	16%	238
FRICKS PHARMACY		182	56	24%	238

# COVID-19: testing by laboratory

Data through Feb 14, 2021 verified as of Feb 15, 2021 at 09:25 AM

Data in this report are provisional and subject to change.

The numbers in the table below represent the number of Florida and non-Florida residents for whom test results were received by the Department of Health. A person can be tested by more than one laboratory and can have both positive and negative results. **Therefore, the sum of the numbers in each column will be larger than the total number of people tested.**

Reporting lab	Inconclusive	Negative	Positive	Percent positive	Total
AMERICAN HOUSE SENIOR LIVING		189	49	21%	238
HOLISTIX TREATMENT CENTERS		232	6	3%	238
USA HEALTH UNIVERSITY HOSPITAL CLINICAL LABORATORY	1	231	6	3%	238
FORT MYERS REHABILITATION AND NURSING CENTER		211	26	11%	237
FLORIDA CLINICAL LABORATORY-BIOREFERENCE LABORATORIES		89	148	62%	237
VETERANS AFFAIRS MEDICAL CENTER - MIAMI		1	236	100%	237
Vi at Lakeside Village Skilled Nursing		232	5	2%	237
AVECINA MOBILE		121	115	49%	236
OAK HAMMOCK AT THE UNIVERSITY OF FLORIDA		229	6	3%	235
REGENTS PARK AT AVENTURA		221	14	6%	235
BAY TREE CARE AND REHABILITATION CENTER		197	38	16%	235
FIRST CHOICE PRIMARY CARE		187	47	20%	234
HOMESTEAD VILLAGE		223	11	5%	234
JAMES A HALEY VETERANS HOSPITAL			234	100%	234
ABBOTT LABORATORIES		146	87	37%	233
MEMPHIS PATHOLOGY LABORATORY	4	212	17	7%	233
PAVILION FOR HEALTHCARE, THE		231	2	1%	233
TGH		1	231	100%	232
MEDICAL CENTER AT OCEAN REEF,THE		220	12	5%	232
CENTERSTONE OF FLORIDA□		215	17	7%	232
MIAMI JEWISH HEALTH SYSTEMS, INC	3	220	8	3%	231
TERRACES OF LAKE WORTH CARE CENTER□		219	12	5%	231
ATLANTIC URGENT CARE		155	75	33%	230
Life Care Center at Inverrary		226	4	2%	230
ManorCare Health Services-Palm Harbor	1	229			230
EDGEWATER AT WATERMAN VILLAGE,THE		215	15	7%	230
MANDARIN PEDIATRICS		209	20	9%	229
Chatsworth at PGA National, LLC		218	11	5%	229
HEALTHWORKS MED GROUP OF FLORIDA PA	3	220	6	3%	229
LYNN HAVEN SPORTS COMPLEX-WALKON CLINIC		21	207	91%	228
ARCPPOINT LABS OF ST PETERSBURG		152	76	33%	228
CHIPOLA MEDICAL ASSOCIATES, LLC		162	66	29%	228
Cross Gardens Care Center		227	1	0%	228
Solaris Senior Living North Naples ALF		218	9	4%	227
FELLOWSHIP HOME AT THE FAIRWAY LLC		221	6	3%	227
PARKS HEALTHCARE & REHABILITATION CTR	4	211	11	5%	226
ADVENT HEALTH - ORLANDO		168	57	25%	225
Lakewood Nursing Center		196	29	13%	225
Avante at Inverness		224	1	0%	225
Crossbreeze care center	1	221	2	1%	224
ARCPPOINT LABS OF SARASOTA MANATEE		148	76	34%	224
LEHIGH VALLEY GENOMICS			223	100%	223
OKEECHOBEE COUNTY HEALTH DEPT	1	143	78	35%	222
PINNACLES PEDS CARE PA		222			222
FLORIDA KEYS PEDIATRICS & ADOLESCENT CENTER		208	12	5%	220
WALGREENS 3173		204	15	7%	219

# COVID-19: testing by laboratory

Data through Feb 14, 2021 verified as of Feb 15, 2021 at 09:25 AM

Data in this report are provisional and subject to change.

The numbers in the table below represent the number of Florida and non-Florida residents for whom test results were received by the Department of Health. A person can be tested by more than one laboratory and can have both positive and negative results. **Therefore, the sum of the numbers in each column will be larger than the total number of people tested.**

Reporting lab	Inconclusive	Negative	Positive	Percent positive	Total
WOOD LAKE HEALTH AND REHABILITATION CENTER		219			219
Boynton Beach Rehabilitation Center	2	213	4	2%	219
BOND CLINIC, PA		156	62	28%	218
Avante at Orlando		214	4	2%	218
SARAPATH DIAGNOSTICS		112	106	49%	218
WHITE WILSON MEDICAL IMMEDIATE CARE NICEVILLE		16	201	93%	217
STATMED QUICK QUALITY CLINIC AT NORTH PINELLAS		65	152	70%	217
Lake Port Square Health Center		202	15	7%	217
THE MANOR AT CARPENTERS		185	32	15%	217
LAKE PORT SQUARE		200	17	8%	217
NORTH FLORIDA PEDIATRICS - MARIANNA		178	38	18%	216
PLANT CITY PEDIATRICS	1	182	33	15%	216
ST. CLOUD REGIONAL MEDICAL CENTER		199	17	8%	216
AZALEA TRACE		203	13	6%	216
KR at Hillsborough Lakes/Lutz Healthcare		206	10	5%	216
PEDIATRICS IN BREVARD PA		188	28	13%	216
AMERICAN FINNISH NURSING HOME	1	209	5	2%	215
Consulate Health Care of North Fort Myers		203	12	6%	215
GATEWAY/ADVENT CENTRA CARE	1	24	189	88%	214
THE RESIDENCE AT TIMBER PINES	4	185	25	12%	214
BLOCK, NATION, CHASE, AND SMOLEN FAMILY MEDICINE		157	57	27%	214
DISCOVERY VILLAGE AT MELBOURNE		187	26	12%	213
CYPRESS COVE		207	6	3%	213
CONSULATE HEALTH CARE OF WINTER HAVEN		209	3	1%	212
ORANGE COUNTY HEALTH DEPT		201	11	5%	212
PCB CLINIC		167	45	21%	212
UCC - WELLINGTON		3	209	99%	212
Life Care Center of Sarasota		200	12	6%	212
WIREGRASS DIRECT PRIMARY CARE PLLC		179	33	16%	212
POCONO MEDICAL CENTER		212			212
SIGNATURE HEALTHCARE AT THE COURTYARD		165	47	22%	212
WASHINGTON REHAB AND NURSING		202	9	4%	211
HOSPICE OF LAKE & SUMTER INC	1	207	3	1%	211
ASCENSION MEDICAL GROUP		4	207	98%	211
LAKESIDE NEUROLOGIC		202	9	4%	211
SUNRISE DIAGNOSTIC LABORATORY		158	53	25%	211
CCS - JOSEPH V CONTE		208	2	1%	210
Whispering Oaks	11	175	23	11%	209
THE PALACE NURSING AND REHABILITATION CENTER		209			209
Taylor Care Center		204	5	2%	209
BROOKDALE ATRIM WAY		202	6	3%	208
DOCTORS MEMORIAL FAMILY MEDICINE	2	142	63	30%	207
CORAL REEF NURSING & REHABILITATION CENTER		203	4	2%	207
LA MER NH LLC		202	4	2%	206
ST MARK VILLAGE		201	5	2%	206
FORT PIERCE HEALTH CARE		199	7	3%	206

# COVID-19: testing by laboratory

Data through Feb 14, 2021 verified as of Feb 15, 2021 at 09:25 AM

Data in this report are provisional and subject to change.

The numbers in the table below represent the number of Florida and non-Florida residents for whom test results were received by the Department of Health. A person can be tested by more than one laboratory and can have both positive and negative results. **Therefore, the sum of the numbers in each column will be larger than the total number of people tested.**

Reporting lab	Inconclusive	Negative	Positive	Percent positive	Total
NORTH FLORIDA PEDIATRICS PA - DUVAL		179	27	13%	206
Orchid Cove at Sarasota		204	1	0%	205
FULGENT GENETICS	2	164	39	19%	205
SUPERIOR RESIDENCES OF PANAMA CITY BEACH		198	6	3%	204
MOBILE MEDICAL ASSOCIATES PL	7	166	30	15%	203
HEALTH FIRST - HOLMES REGIONAL MEDICAL CENTER		32	171	84%	203
GLENRIDGE ON PALMER RANCH,THE		195	8	4%	203
MACTOWN, INC		201	2	1%	203
ARBOR FACILITY INC		202			202
POLK COUNTY HEALTH DEPARTMENT		178	24	12%	202
PATHGROUP LABS LLC		97	105	52%	202
LODGE HEALTH AND REHABILITATION CENTER, THE		170	32	16%	202
VAMC WEST PALM LAB		5	196	98%	201
Governors Creek Health and Rehabilitation	1	198	2	1%	201
ADVENT HEALTH CENTRA CARE - APOPKA NORTH		171	30	15%	201
BAY COUNTY SHERIFFS OFFICE JAIL FACILITY		176	24	12%	200
HERITAGE HEALTHCARE AND REHABILITATION CENTER		195	5	3%	200
NSPIRE HEALTHCARE LAUDERHILL		194	6	3%	200
CONEY ISLAND HOSPITAL		192	7	4%	199
PALM BEACH PEDIATRICS PA	2	176	21	11%	199
TRENTON MEDICAL CENTER INC DBA PALMS MEDICAL GROUP	4	140	55	28%	199
LIFE CARE CENTER OF PORT ST. LUCIE		190	9	5%	199
TRINITY REGIONAL REHAB CENTER		184	15	8%	199
SOLARIS SENIOR LIVING VERO BEACH		192	7	4%	199
ADVENT HEALTH - CARROLLWOOD	4	169	26	13%	199
ABBOTT DIAGNOSTICS		185	14	7%	199
MEDIPATH LLC		2	196	99%	198
LAUREL POINT CARE ACQUISITION LLC DBA SANDGATE GARDENS REHAB AND NURSI		171	27	14%	198
San Jose Health & Rehabilitation		192	6	3%	198
DEPARTMENT OF HEALTH & HUMAN SERVICES		198			198
Nspire Health Care Kendall		187	10	5%	197
VETERANS AFFAIRS ORLANDO VA MEDICAL CENTER			197	100%	197
HEARTLAND PEDIATRICS OF LAKE PLACID PA		171	25	13%	196
Heartland Healthcare of Ft. Myers	1	194	1	1%	196
ABBIEJEAN RUSSELL CARE CENTER		195			195
LAKE VIEW CARE CENTER AT DELRAY		189	6	3%	195
Consulate Healthcare of West Palm Beach		179	16	8%	195
FOUNTAIN INN NURSING & REHABILITATION CTR, INC		188	6	3%	194
DE LUNA HEALTH AND REHABILITATION CENTER		172	22	11%	194
CONSULATE HEALTH CARE OF MELBOURNE		190	4	2%	194
WALGREENS 10670		171	23	12%	194
BAYVIEW CENTER		189	5	3%	194
WIMAUMA COMMUNITY HEALTH CENTER		155	39	20%	194
ADVENT HEALTH CENTRA CARE - DAYTONA BEACH		94	99	51%	193
Bayside Health and Rehabilitation		164	29	15%	193
BARTON HEALTH ALLIANCE		159	34	18%	193



# COVID-19: testing by laboratory

Data through Feb 14, 2021 verified as of Feb 15, 2021 at 09:25 AM

Data in this report are provisional and subject to change.

The numbers in the table below represent the number of Florida and non-Florida residents for whom test results were received by the Department of Health. A person can be tested by more than one laboratory and can have both positive and negative results. **Therefore, the sum of the numbers in each column will be larger than the total number of people tested.**

Reporting lab	Inconclusive	Negative	Positive	Percent positive	Total
TARPON POINT NURSING AND REHABILITATION CENTER		189	3	2%	192
SARNO EXTENDED HOURS		124	68	35%	192
ADVENT HEALTH - DELTONA ER		146	46	24%	192
Cross Terrace REhabilitation		189	2	1%	191
HEALTH LINK DIAGNOSTIC LABORATORIES		182	9	5%	191
PADDOCK RIDGE		188	3	2%	191
INN AT ASTON GARDENS, THE		184	7	4%	191
BORLAND GROOVER CLINIC	1	156	34	18%	191
CYPRESS POINT LIVING, LLC		175	15	8%	190
NEO GENOMICS - FORT MYERS	1	183	6	3%	190
WOMEN'S CARE FLORIDA LABORATORY		183	5	3%	188
FLORIDA HEALTH CARE PLAN INC		2	186	99%	188
OCEAN REEF MEDICAL CENTER		150	38	20%	188
PENSACOLA PEDIATRICS, PA		170	17	9%	187
PLANTATION NURSING & REHAB CENTER		187			187
BOCA RATON REHABILITATION CENTER	4	180	3	2%	187
FINLAY CLINICAL LABORATORY INC		36	150	81%	186
ANTHEM LAKES LLC		151	35	19%	186
WHITE WILSON MEDICAL CENTER PA - NAVARRE		93	93	50%	186
NO FLORIDA PEDIATRICS, PA		160	26	14%	186
EDGEWOOD NURSING CENTER		179	7	4%	186
WATERMARK LAKE POINTE WOODS LLC		167	18	10%	185
Surrey Place Healthcare and Rehabilitation		183	2	1%	185
ADVENT		172	13	7%	185
LCS SANDHILL COVE LLC DBA	6	171	7	4%	184
AMELIA MEDICAL CARE		38	146	79%	184
BROOKDALE OF SPRING HILL	9	173	2	1%	184
ARDEN COURTS OF TAMPA		180	4	2%	184
ST. JAMES BAY HEALTH AND REHABILITATION CENTER		183	1	1%	184
ADVENT HEALTH CENTRA CARE - WESLEY CHAPEL		13	170	93%	183
NIGHT LITE PEDIATRICS WINTER GARDEN		144	39	21%	183
STERLING HOUSE OF DELAND		182	1	1%	183
ADVENT HEALTH - LAKE NONA		157	25	14%	182
CORAL GABLES NURSING & REHABILITATION CENTER		172	10	5%	182
NADAL PEDIATRICS - VICTORIA STREET (3385)		153	28	15%	181
PALM HARBOR FAMILY PRACTICE & WALK-IN		135	46	25%	181
COLONY CLUB ALF,THE		168	13	7%	181
BAPTIST HEALTH PRIMARY CARE	1	134	46	25%	181
VIERA MANOR ASSISTED LIVING RESIDENCE		174	7	4%	181
UNIVERSITY OF MIAMI		54	127	70%	181
LAKEVIEW INTERNAL MEDICINE		126	54	30%	180
Flagler Health and Rehabilitation		177	3	2%	180
MATHISON RETIREMENT COMMUNITY, INC	1	170	8	4%	179
The Waterford		176	2	1%	178
PONTE VEDRA GARDENS		177	1	1%	178
SOUTHLAND SUITES OF ORMOND BEACH	4	174			178

# COVID-19: testing by laboratory

Data through Feb 14, 2021 verified as of Feb 15, 2021 at 09:25 AM

Data in this report are provisional and subject to change.

The numbers in the table below represent the number of Florida and non-Florida residents for whom test results were received by the Department of Health. A person can be tested by more than one laboratory and can have both positive and negative results. **Therefore, the sum of the numbers in each column will be larger than the total number of people tested.**

Reporting lab	Inconclusive	Negative	Positive	Percent positive	Total
CANTERFIELD OF CLAY COUNTY		140	38	21%	178
QUOTIENT SCIENCES		172	6	3%	178
BROOKDALE LAKE TAVARES		174	4	2%	178
EVENT MED SERVICES LABORATORY		175	3	2%	178
ADVENT HEALTH CENTRA CARE - CARROLLWOOD		5	172	97%	177
Heritage Park Rehabilitation & Healthcare		159	18	10%	177
Concordia Village of Tampa AL		173	4	2%	177
PATRIOT MEDICAL LABORATORIES		169	7	4%	176
GEORGIA DEPARTMENT OF PUBLIC HEALTH	1	5	170	97%	176
DISCOVERY VILLAGE AT NAPLES		159	17	10%	176
Emory L Bennett State Veterans Nursing Home		173	3	2%	176
MEDICAL CONSULTANTS OF FLORIDA LLC	1	142	33	19%	176
AMA MEDICAL GROUP LLC		148	27	15%	175
DOS OF NORTH SHORES NURSING & REHAB CENTER		175			175
Consulate Health Care of St. Petersburg		174	1	1%	175
OAKBROOK HEALTH AND REHABILITATION CENTER	1	160	14	8%	175
ST ANTHONYS REHABILITATION HOSPITAL	9	164	2	1%	175
YOUR FAMILY WALK-IN CLINIC		13	161	93%	174
VI AT BENTLEY VILLAGE HOME CARE		174			174
HUNT CLUB PEDIATRIC ASSOCIATES, P.A.		145	29	17%	174
ASTON GARDENS AT PELICAN MARSH		169	5	3%	174
ORLANDO HEALTH EMERGENCY DEPARTMENT		163	11	6%	174
The Inn at Sarasota Bay Club		172	2	1%	174
SAMIR EBEID MD		154	19	11%	173
LUIS A GHIGLINO MD PA		167	6	3%	173
CHEEK AND SCOTT DRUGS INC		138	35	20%	173
Sunnyside Nursing Home		170	3	2%	173
HOSPITAL FOR SPECIAL SURGERY		169	3	2%	172
ARTHREX MEDICAL CENTER	1	73	98	57%	172
LAB CORP	1	95	75	44%	171
SANDY PINES	2	150	18	11%	170
PRIMECARE OF DOTHAN		117	53	31%	170
GOOD SAMARITAN SOCIETY OF DELAND		159	11	6%	170
MACCLENNY NURSING AND REHAB		153	17	10%	170
CANTERFIELD OF OCALA, LLC		158	11	7%	169
ALL SEASONS NAPLES LLC		164	5	3%	169
ROSECASTLE OF CITRUS		139	30	18%	169
ARDEN COURTS OF SEMINOLE		130	39	23%	169
GRACE PEDIATRICS		140	28	17%	168
PANAMA CITY DEVELOPMENTAL CENTER		168			168
BARKLEY PLACE	1	163	4	2%	168
TUSCAN GARDENS OF PALM COAST		165	3	2%	168
ALLSOUTH URGENT CARE		6	162	96%	168
POMPANO REHABILITATION AND NURSING CTR		167			167
LEESBURG PEDIATRICS		152	15	9%	167
URGENT CARE OF THE PALM BEACHES, NORTH PALM BEACH			167	100%	167

# COVID-19: testing by laboratory

Data through Feb 14, 2021 verified as of Feb 15, 2021 at 09:25 AM

Data in this report are provisional and subject to change.

The numbers in the table below represent the number of Florida and non-Florida residents for whom test results were received by the Department of Health. A person can be tested by more than one laboratory and can have both positive and negative results. **Therefore, the sum of the numbers in each column will be larger than the total number of people tested.**

Reporting lab	Inconclusive	Negative	Positive	Percent positive	Total
FLORIDA ATLANTIC UNIVERSITY STUDENT HEALTH		135	32	19%	167
ANGELS DIAGNOSTIC GROUP		132	34	20%	166
ADVENT HEALTH CENTRA CARE - TEMPLE TERRACE	1	103	62	37%	166
THE ARLINGTON OF NAPLES INC.		162	3	2%	165
DEPARTMENT OF HEALTH BUREAU OF FAMILY		163	2	1%	165
ADVANCED MEDICAL GROUP		1	164	99%	165
US MEDICAL CARE, INC		148	17	10%	165
BENDERSON FAMILY SKILLED NURSING AND		148	17	10%	165
JACKSONVILLE NURSING AND REHAB CENTER		158	6	4%	164
EXOSOME DIAGNOSTICS	1	145	18	11%	164
STERLING HOUSE OF PUNTA GORDA		163	1	1%	164
CLARE BRIDGE ORMOND BEACH	1	163			164
GUEST HOUSE OCALA, THE		160	3	2%	163
BRADENTON HEALTH CARE		163			163
BONIFAY NURSING AND REHAB CENTER		134	29	18%	163
OSPREY VILLAGE AT AMELIA ISLAND LTD		155	8	5%	163
MEADOWCREST FAMILY PHYSICIANS		97	66	40%	163
TUSCAN GARDENS OF VENETIA MANAGEMENT COMPANY		150	13	8%	163
MY HEALTHY BLUEPRINT BY BAPTIST HEALTH CARE		130	33	20%	163
TRI COUNTY NURSING HOME		162	1	1%	163
PRECISION GENETICS, INC		156	6	4%	162
CAYUGA MEDICAL CENTER AT ITHACA		156	5	3%	161
SOMERBY LAKE NONA		154	7	4%	161
GENE BY GENE		61	100	62%	161
GLADES HEALTH CARE CENTER		157	3	2%	160
GREENBRIAR REHABILITATION AND NURSING CENTER	1	159			160
KEYSTONE REHAB		160			160
FIRST CHOICE PEDIATRICS SEMORAN		80	80	50%	160
CITRUS HEALTH AND REHAB		128	31	19%	159
ARCADIA HEALTH AND REHABILITATION CENTER		100	59	37%	159
MIRACLE HILL NURSING & REHABILITATION CENTER INC		154	5	3%	159
BROOKDALE ORANGE PARK		158	1	1%	159
CHILDREN MED CARE INC		135	23	15%	158
BROOKDALE FORT MYERS THE COLONY		154	4	3%	158
WUESTHOFF REF LABORATORY			158	100%	158
SOUTH BALDWIN REGIONAL MEDICAL CENTER		147	11	7%	158
BEACON AT GULF BREEZE, THE	2	149	7	4%	158
SUWANNEE VALLEY NURSING CENTER		143	14	9%	157
WOODBIDGE FACILITY INC		152	4	3%	156
ST PETERSBURG PEDIATRICS-EAST BAY	1	127	28	18%	156
WESLEY HAVEN VILLA	1	119	36	23%	156
BRIGHTON EGGERT PHARMACY INC		151	5	3%	156
DAIRY ROAD URGENT CARE	2	71	83	53%	156
TIMBERRIDGE NURSING HOME & REHAB		123	33	21%	156
Englewood Healthcare and Rehab		141	15	10%	156
CONCORD LIFE SCIENCES LLC		139	17	11%	156

# COVID-19: testing by laboratory

Data through Feb 14, 2021 verified as of Feb 15, 2021 at 09:25 AM

Data in this report are provisional and subject to change.

The numbers in the table below represent the number of Florida and non-Florida residents for whom test results were received by the Department of Health. A person can be tested by more than one laboratory and can have both positive and negative results. **Therefore, the sum of the numbers in each column will be larger than the total number of people tested.**

Reporting lab	Inconclusive	Negative	Positive	Percent positive	Total
MORSELIFE MEMORY CARE RESIDENCE		149	7	4%	156
COCOA BEACH/ADVENT CENTRA		41	114	74%	155
CENTRAL FLORIDA HEALTHCARE GROUP LLC		134	21	14%	155
ARDEN COURTS OF LARGO FL, LLC		142	13	8%	155
PRUITT HEALTH		153	2	1%	155
EDWARD J HEALEY REHAB & NURSING CENTER		155			155
ZON BEACHSIDE LLC		128	27	17%	155
CSL PLASMA		31	124	80%	155
DIAMOND RIDGE		147	7	5%	154
NEW YORK CITY DEPARTMENT OF HEALTH & MENTAL		123	31	20%	154
PALMETTO FACILITY INC	1	153			154
BAY VUE NURSING AND REHABILITATION CENTER		143	10	7%	153
MID FLORIDA PATHOLOGY LLC MOBILE UNIT #4		103	50	33%	153
AFTER HOURS PEDIATRICS INC	1	1	151	99%	153
DOCTORS MEMORIAL FAMILY PRACTICE	2	118	33	22%	153
WORKPLACE SCREENING INTELLIGENCE			152	100%	152
FAWCETT MEMORIAL HOSPITAL-LAB		39	113	74%	152
ROSECASTLE OF ZEPHRHILLS		149	2	1%	151
NORTH FLORIDA INTERNAL MEDICINE PA		117	33	22%	150
POINTE, THE		122	28	19%	150
SUNCOAST URGENT CARE		111	39	26%	150
LABORATORY OF FLORIDA		97	53	35%	150
Chatham Glen Healthcare and Rehabilitation Center		143	6	4%	149
PRECISION HEALTH RESOURCES, LLC	1	133	15	10%	149
SPRINGS AT LAKE POINTE WOODS		147	2	1%	149
MOBILE INFIRMARY MED CENTER PATH LAB		133	15	10%	148
RITECARE MEDICAL CENTER		91	57	39%	148
REFUAH HEALTH CENTER LABORATORY		140	7	5%	147
QUICK CARE MED LLC	1	120	26	18%	147
FARAH MEDICAL		137	10	7%	147
GOLD CHOICE SENIOR COMMUNITIES		107	40	27%	147
HOLISTIC PEDIATRICS GROUP LLC		127	19	13%	146
SEAGRASS VILLAGE FLEMING ISLAND		110	36	25%	146
GULF COAST MEDICAL CENTER		142	4	3%	146
REGENCY CARE OF BLOUNTSTOWN LLC		135	10	7%	145
SEASIDE HEALTH AND REHABILITATION CENTER		88	57	39%	145
HUNT CLUB PEDIATRIC ASSOCIATES PA		88	56	39%	144
NCRNC INC		140	4	3%	144
PALM BEACH COUNTY HEALTH DEPT LAB	4	134	6	4%	144
Quail Run Health Care Center		143			143
PHYSICIANS REGIONAL MEDICAL CENTER - PINE RIDGE		19	124	87%	143
JEFFERY WEINZWEIG		2	141	99%	143
PEDIATRICS OF GREATER ORLANDO		125	18	13%	143
PROVIDENCE HOSPITAL LABORATORY		134	8	6%	142
LAKEVIEW TERRACE RETIREMENT COMMUNITY		125	17	12%	142
COASTAL INTERNAL MEDICINE		105	37	26%	142

# COVID-19: testing by laboratory

Data through Feb 14, 2021 verified as of Feb 15, 2021 at 09:25 AM

Data in this report are provisional and subject to change.

The numbers in the table below represent the number of Florida and non-Florida residents for whom test results were received by the Department of Health. A person can be tested by more than one laboratory and can have both positive and negative results. **Therefore, the sum of the numbers in each column will be larger than the total number of people tested.**

Reporting lab	Inconclusive	Negative	Positive	Percent positive	Total
SUNNY HILLS ALF OF SEBRING INC		131	11	8%	142
ADVENTHEALTH CENTRA CARE PONCIANA	1	81	60	42%	142
GENOSUR LLC		138	4	3%	142
FLAGLER COUNTY DETENTION CENTER		136	6	4%	142
WRIGHTS HEALTH CARE AND REHABILITATION CENTER		112	30	21%	142
UNITED CLINICAL LABORATORIES		132	9	6%	141
NOVARI CARE LLC		97	44	31%	141
VENICE REGIONAL BAYFRONT HEALTH (PULMONARY)		126	15	11%	141
BROOKDALE PENSACOLA		140	1	1%	141
OAKS OF KISSIMMEE HEALTH AND REHABILITATION CENTER		138	3	2%	141
PORT ST LUCIE REHABILITATION AND HEALTHCARE		98	43	30%	141
ELLENTON PEDIATRICS PA		129	11	8%	140
WEDGEWOOD HEALTHCARE CENTER		92	48	34%	140
ARDEN COURTS OF DELRAY BEACH FL LLC	3	128	9	6%	140
BAY EDUCATORS WELLNESS CENTER		87	53	38%	140
The Crossroads		138	1	1%	139
Gulf Coast Healthcare (Longwood Health and Rehab		118	21	15%	139
MILLENNIUM LAB SERVICES			139	100%	139
PALM BEACH COUNTY FIREFIGHTERS HEALTH CLINIC, LLC		111	28	20%	139
The Grove Health and Rehabilitation		116	23	17%	139
FAMILY EXTENDED CARE OF CENTRAL TAMPA		121	18	13%	139
CROSSWINDS HEALTH AND REHABILITATION CENTER	1	136	2	1%	139
AMERICAN PATHOLOGY PARTNERS		136	2	1%	138
WALGREENS 6221		122	15	11%	137
SONATA COCONUT CREEK	2	111	24	18%	137
PPC-LAB EDI ORCHARD BI		129	8	6%	137
FHMG-FLORIDA HOSPITAL MEDICAL GROUP		115	22	16%	137
MANOR AT BLUEWATER BAY		131	6	4%	137
ALTAMONTE MD			137	100%	137
ADVENT HEALTH CENTRA CARE - CITRUS PARK		9	128	93%	137
GRAVITY DIAGNOSTICS, LLC		36	100	74%	136
DOLPHIN POINTE HEALTH CARE LLC		118	18	13%	136
HAWKINS FAMILY MEDICINE LLC		91	45	33%	136
ADVENT HEALTH CENTRA CARE - DELAND		28	108	79%	136
SURREY PLACE CARE CENTER		130	6	4%	136
VIPEDIATRICS PLLC		125	11	8%	136
LabCorp L#09258090 M#09258105		74	62	46%	136
IRL MARKET LAB ALACHUA		104	31	23%	135
ADVENT HEALTH CENTRA CARE - ORANGE CITY	1	53	81	60%	135
HIALEAH SHORES NURSING AND REHAB CENTER		127	8	6%	135
PEDIATRIC CARE CENTER		135			135
CITY OF PORT SAINT LUCIE		126	9	7%	135
DAYSpring VILLAGE		113	22	16%	135
PHYSICIAN PARTNERS PERRY		74	60	45%	134
KINDRED HOSPITAL THE PALM BEACHES		129	5	4%	134
ADVANCED MEDICAL CENTER		86	48	36%	134

# COVID-19: testing by laboratory

Data through Feb 14, 2021 verified as of Feb 15, 2021 at 09:25 AM

Data in this report are provisional and subject to change.

The numbers in the table below represent the number of Florida and non-Florida residents for whom test results were received by the Department of Health. A person can be tested by more than one laboratory and can have both positive and negative results. **Therefore, the sum of the numbers in each column will be larger than the total number of people tested.**

Reporting lab	Inconclusive	Negative	Positive	Percent positive	Total
LONGWOOD HEALTH AND REHABILITATION CENTER		124	10	7%	134
LABCORP BURLINGTON		106	28	21%	134
HOSPICE OF ST FRANCIS INC		128	6	4%	134
Hampton Court Nursing and Rehabilitation Center		131	2	2%	133
SUMMERFIELD EMERGENCY ROOM		102	31	23%	133
STEWART MEDICAL GROUP		34	99	74%	133
FORT WALTON REHABILITATION CENTER		96	37	28%	133
PEDIATRIC SPECIALISTS MEDICAL GROUP	1	121	11	8%	133
DOCTOR'S IN HOUSE LABORATORY		18	115	86%	133
220 GOLDEN, LLC	1	116	15	11%	132
WHITE-WILSON MEDICAL CENTER - NICEVILLE		118	14	11%	132
Nemours Children's Urgent Care		80	52	39%	132
THE REHABILITATION CENTER OF LAKE CITY		127	5	4%	132
QUEENS HOSPITAL CENTER	1	123	8	6%	132
GRAVITY DIAGNOSTICS		45	87	66%	132
ALL FLORIDA FAMILY AND SPORTS MEDICINE		114	18	14%	132
SPEARHEAD MEDICAL		93	39	30%	132
INTEGRATED REGIONAL LABORATORIES		119	12	9%	131
KENILWORTH CARE & REHABILITATION CENTER		124	7	5%	131
JACKSON COUNTY HEALTH DEPARTMENT		92	39	30%	131
THE WELLNESS CENTER AT LAKEWOOD RANCH		43	88	67%	131
MIAMI VA HEALTHCARE SYSTEM			131	100%	131
MV MEDICAL PRACTICE DBA PRIMARY URGENT CARE		124	7	5%	131
SONATA DELRAY BEACH		121	10	8%	131
REGENCY PARK		113	18	14%	131
VILLAGE PLACE NH LLC		106	24	18%	130
DESOTO PALMS ALF		125	5	4%	130
CENTRACARE		17	113	87%	130
FLORIDA DEPARTMENT OF HEALTH IN TAYLOR COUNTY	1	89	39	30%	129
SOUTH CAMPUS FACILITY INC		122	7	5%	129
CRANE CENTER		98	31	24%	129
HIGHLANDS URGENT CARE			129	100%	129
PALMS MEDICAL GROUP HIGH SPRINGS		103	26	20%	129
BMHSI-AEL MICROBIOLOGY LABORATORY	2	102	25	19%	129
SUNY UPSTATE MEDICAL UNIVERSITY		122	7	5%	129
MIDWAY PRIMARY CARE, LLC	4	79	45	35%	128
TRI-COUNTY NURSING HOME		117	11	9%	128
ADVENTHEALTH HOSPICE CARE CENTRAL FLORIDA		127	1	1%	128
LIFE CARE CENTER OF ALTAMONTE SPRINGS		102	25	20%	127
SHOAL CREEK REHABILITATION CENTER		85	42	33%	127
GESSLER CLINIC PA		98	29	23%	127
CORE BIO LABS		76	51	40%	127
CHARTER SENIOR LIVING OF PANAMA CITY BEACH		106	21	17%	127
VILLAGE PEDIATRICS LLC		103	24	19%	127
ADVENT HEALTH - TIMBERRIDGE ER		106	20	16%	126
RDV SPORTSPLEX PEDIATRICS		105	21	17%	126

# COVID-19: testing by laboratory

Data through Feb 14, 2021 verified as of Feb 15, 2021 at 09:25 AM

Data in this report are provisional and subject to change.

The numbers in the table below represent the number of Florida and non-Florida residents for whom test results were received by the Department of Health. A person can be tested by more than one laboratory and can have both positive and negative results. **Therefore, the sum of the numbers in each column will be larger than the total number of people tested.**

Reporting lab	Inconclusive	Negative	Positive	Percent positive	Total
PROVISTA DIAGNOSTICS, INC		123	3	2%	126
HILLSBOROUGH COUNTY DEVELOPMENTAL CTR	1	117	8	6%	126
CARENOW URGENT CARE - LAKE MARY			125	100%	125
BROOKDALE CAPE CORAL		125			125
SEAVIEW NURSING AND REHABILITATION CENTER		124	1	1%	125
CLARE BRIDGE OF CAPE CORAL	1	124			125
PATHWAY PHARMACY		98	27	22%	125
IMA MEDICAL GROUP		71	53	43%	124
FOUNTAINS OF HOPE LLC, THE		123	1	1%	124
THE CLUB AND REHABILITATION CENTER		123	1	1%	124
CARENOW LAKE MARY			124	100%	124
MANOR CARE OF PALM HARBOR		123	1	1%	124
ARBOR GLEN AT ARBOR TRACE	2	113	9	7%	124
WILLOW BROOKE COURT AT AZALEA TRACE		123			123
Signature healthcare of Jacksonville		118	5	4%	123
LAKE REGIONAL URGENT CARE		7	116	94%	123
WEST COAST FAMILY MEDICAL CARE		95	28	23%	123
TUSCAN ISLE CHAMPIONSGATE OP CO LLC		121	2	2%	123
KINDRED HOSPITAL-BAY AREA-ST PETERSBURG LAB	1	116	6	5%	123
Lakeside Nursing and Rehabilitation Center	1	97	25	20%	123
ISLAND HEALTH AND REHABILITATION CENTER		122	1	1%	123
COQUINA CENTER		119	3	2%	122
JUNO DERMATOLOGY LLC		110	12	10%	122
ADVENT HEALTH CENTRA CARE - BRANDON		31	91	75%	122
MAINSTREAM DIAGNOSTIC LABORATORY LLC		106	16	13%	122
DB MD		109	12	10%	121
SEA PINES REHABILITATION HOSPITAL		120	1	1%	121
FINNISH AMERICAN REST HOME-ALF		119	2	2%	121
PARKVIEW HEALTH		121			121
HARBORCHASE OF VERO BEACH		106	15	12%	121
NO FLORIDA PEDIATRICS, PA - BRADFORD		103	18	15%	121
CLINICA HISPANA		1	119	99%	120
WINDSOR OF LAKEWOOD RANCH,THE		118	2	2%	120
SIGNATURE HEALTHCARE OF ORANGE PARK		117	3	3%	120
BROOKDALE JENSEN BEACH		117	3	3%	120
FLORIDA DEPARTMENT OF HEALTH IN LAKE COUNTY	1	78	41	34%	120
JACKSONVILLE UNIVERSITY		110	10	8%	120
URGENT CARE TCMA			120	100%	120
MEYER PEDIATRICS		107	13	11%	120
TGH URGENT CARE - SEMINOLE			120	100%	120
VENICE REGIONAL MEDICAL CENTER BAYFRONT HEALTH		53	66	55%	119
ISLAND URGENT CARE PLLC DBA AFC URGENT CARE		118	1	1%	119
NORTH FL SOUTH GA HCS-MALCOM RANDALL VAMC			119	100%	119
SONNIS PEDIATRICS PA		107	12	10%	119
MEDICATION ROOMS-CSU/CI NURSE STATION	1	110	8	7%	119
BOSTON RED SOX CLUB LP		117	2	2%	119

# COVID-19: testing by laboratory

Data through Feb 14, 2021 verified as of Feb 15, 2021 at 09:25 AM

Data in this report are provisional and subject to change.

The numbers in the table below represent the number of Florida and non-Florida residents for whom test results were received by the Department of Health. A person can be tested by more than one laboratory and can have both positive and negative results. **Therefore, the sum of the numbers in each column will be larger than the total number of people tested.**

Reporting lab	Inconclusive	Negative	Positive	Percent positive	Total
MATHISON RETIREMENT COMMUNITY		114	5	4%	119
PALMS FACILITY INC		104	15	13%	119
NAVARRE GARDENS LLC		94	25	21%	119
PROMPT CARE OF CENTRAL FLORIDA			119	100%	119
VILLA MARIA WEST SKILLED NURSING FACILITY		112	7	6%	119
HIGHLANDS LAKE CENTER		115	3	3%	118
ADVENT HEALTH - WESTCHASE ER		98	20	17%	118
FAWCETT MEMORIAL HOSPITAL LABORATORY			118	100%	118
IQBAL A FARUQUI MD		87	31	26%	118
COASTAL HEALTH AND REHAB		110	8	7%	118
The Crossings		118			118
ARDEN COURTS OF FORT MYERS		115	3	3%	118
RDX BIOSCIENCE		60	58	49%	118
BELVEDERE COMMONS OF FORT WALTON BEACH		107	10	9%	117
Avante at Melbourne		116	1	1%	117
MINUTECLINIC DIAGNOSTIC OF RHODE ISLAND, LLC #729		113	4	3%	117
AMERICAN HOUSE-BONITA SPRINGS		116	1	1%	117
NEIGHBORHOOD MEDICAL CENTER		112	5	4%	117
WILLOWBROOKE COURT AT ST ANDREWS ESTATES		112	5	4%	117
QUICK CARE MED PL CR		80	36	31%	116
WINDERMERE MEDICAL CENTER		112	4	3%	116
PSL NAPLES BH OPERATIONS, LLC		116			116
AMERICAN FAMILY MEDICAL LLC		78	38	33%	116
LEE COUNTY SCHOOL DISTRICT	1	108	7	6%	116
SUNFLOWER SPRINGS ASSISTED LIVING		105	10	9%	115
BROOKDALE COLONIAL PARK	2	112	1	1%	115
MILLER BIOCONNECT		95	19	17%	114
CITRUS MEMORIAL HOSPITAL			114	100%	114
NAPHCARE, INC AT MANATEE COUNTY JAIL		89	25	22%	114
SH HERON EAST LLC		100	14	12%	114
DIAGNOSTIC LABORATORY OF OKLAHOMA		91	23	20%	114
HOBDAIRI FAMILY HEALTH LLC		78	35	31%	113
Courtyards of Orlando Care Center		101	12	11%	113
PANAMA PHARMACY	3	93	17	15%	113
CLEARWATER STATMED QUICK QUALITY CLINICS		37	76	67%	113
TIFFANY HALL NURSING AND REHAB CENTER		104	9	8%	113
CABANA AT JENSEN DUNES, THE		110	3	3%	113
WILLISTON PEDIATRICS PA		91	22	19%	113
FLORIDA HEALTH CARE PLANS INC		1	111	99%	112
ACCESS MEDICAL CENTER		100	12	11%	112
CRYSTAL RIVER HEALTH & REHAB		112			112
RESEARCH CENTERS OF AMERICA, LLC		91	21	19%	112
TREASURE COAST MEDICAL ASSOCIATES		4	108	96%	112
Sandy Ridge Center for Rehabilitation and Healing		91	21	19%	112
ALLIED HEALTH FORT PIERCE		112			112
ELAN BUENA VISTA		95	17	15%	112



# COVID-19: testing by laboratory

Data through Feb 14, 2021 verified as of Feb 15, 2021 at 09:25 AM

Data in this report are provisional and subject to change.

The numbers in the table below represent the number of Florida and non-Florida residents for whom test results were received by the Department of Health. A person can be tested by more than one laboratory and can have both positive and negative results. **Therefore, the sum of the numbers in each column will be larger than the total number of people tested.**

Reporting lab	Inconclusive	Negative	Positive	Percent positive	Total
CHERRY OAK PALM BEACH COUNTY		106	6	5%	112
ANCHOR CARE AND REHABILITATION CENTER		111	1	1%	112
LORI MCAULIFFE MD PA		93	19	17%	112
ADVENTHEALTH MEDICAL GROUP FAMILY MEDICINE AT		88	24	21%	112
THREE OAKS PHARMACY INC		102	9	8%	111
WALTON PLACE		111			111
EAST NEW YORK DIAGNOSTIC AND TREATMENT		105	6	5%	111
CLEVELAND CLINIC FOUNDATION		12	99	89%	111
WHITE WILSON MEDICAL CENTER IMMEDIATE CARE		12	99	89%	111
BROWARD HEALTH CORAL SPRINGS EPIDEMIOLOGY DEPT		1	110	99%	111
LAKE HOUSE ASSISTED LIVING		93	17	15%	110
PHYSICIANS REGIONAL CLINIC		82	28	25%	110
MONTEFIORE MEDICAL CENTER LABORATORIES - MOSES		100	9	8%	109
MG PORT CHARLOTTE II SUBTENANT LLC		98	11	10%	109
MILLENNIUM PHYSICIAN GROUP LLC		93	16	15%	109
WELL-BEING MEDICAL CENTER PLLC		100	9	8%	109
EVANS HEALTH CARE		106	2	2%	108
RIVERSIDE RECOVERY OF TAMPA		107	1	1%	108
AZALEA TRACE PHYSICIAN SERVICES		106	1	1%	107
GRAND OAKS HEALTH & REHABILITATION		106	1	1%	107
BAY VIEW HEALTHCARE		85	22	21%	107
Kindred Hospital South Florida Hollywood SNU		102	5	5%	107
NURSING PLUS OF BROWARD LLC		92	15	14%	107
NAVY HOSPITAL			107	100%	107
TGH URGENT CARE - TYRONE		2	105	98%	107
NADAL PEDIATRICS		86	21	20%	107
THE COURTYARD ASSISTED LIVING		103	4	4%	107
HEART OF FLORIDA REGIONAL MED CTR		35	71	67%	106
VITAS HEALTHCARE CORPORATION OF FLORIDA		103	3	3%	106
MINUTECLINIC LLC #4987		92	14	13%	106
ELMCROFT OF BELLA VITA		98	8	8%	106
MD 365 MEDICAL CARE		105	1	1%	106
WESTWOOD NURSING & REHAB		73	33	31%	106
PICH KTM CORP DBA MEDTOWN PHARMACY		89	16	15%	105
SOLARIS SENIOR LIVING OF MERRITT ISLAND		102	3	3%	105
SMILEY MEDICAL GROUP		77	28	27%	105
MEDICAL CONSULTANTS OF FLORIDA DBA	1	90	14	13%	105
NORTH FLORIDA EVALUATION AND TREATMENT CENTER	2	97	5	5%	104
L&S SENIOR CARE DBA ARCADIA OAKS	4	99	1	1%	104
ST VINCENT'S AMBULATORY CARE INC DBA	2	87	15	14%	104
UNIVERSITY MEDICAL CENTER SUITES		91	13	13%	104
CCS - PAUL REIN DETENTION FACILITY		76	28	27%	104
VISTA MANOR		92	12	12%	104
STERLING HOUSE OF WINTER HAVEN		101	3	3%	104
GRANDE, THE	2	98	4	4%	104
TRADITION MEDICAL CENTER LABORATORY		48	55	53%	103

# COVID-19: testing by laboratory

Data through Feb 14, 2021 verified as of Feb 15, 2021 at 09:25 AM

Data in this report are provisional and subject to change.

The numbers in the table below represent the number of Florida and non-Florida residents for whom test results were received by the Department of Health. A person can be tested by more than one laboratory and can have both positive and negative results. **Therefore, the sum of the numbers in each column will be larger than the total number of people tested.**

Reporting lab	Inconclusive	Negative	Positive	Percent positive	Total
UNIVERSITY HEALTH SYSTEM INC		93	10	10%	103
BIODESIX, INC.		77	26	25%	103
PINELLAS CARE CENTER		76	27	26%	103
PREDICTIVE LABORATORIES, INC	1	90	12	12%	103
SUMMIT MEDICAL GROUP		94	9	9%	103
CARE CENTERS OF NASSAU		99	3	3%	102
PROFESSIONAL URGENT CARE SERVICES		74	28	27%	102
SPRING HAVEN RETIREMENT	1	101			102
CITRUS MEMORIAL HEALTH SYSTEM LAB		2	99	98%	101
MAGNOLIA MEDICAL CLINIC		11	90	89%	101
MARTIN ACQUISITION 1 LLC DBA		88	13	13%	101
The Ponce Therapy Care Center		97	4	4%	101
FAMILY MEDICAL CARE OF PALM BEACH		41	60	59%	101
APLS SERVICES LLC D/B/A CLEAR DIAGNOSTICS	10	91			101
MED COMP SCIENCES		1	99	99%	100
Consulate Health Care of Port Charlotte		98	2	2%	100
Centre Pointe Health and Rehabilitation Center		89	11	11%	100
North Lake Care Center		99	1	1%	100
DOUGLAS T JACOBSON STATE VETERANS HOME		100			100
EMBRY RIDDLE AERONAUTICAL UNIVERSITY HEALTH SERVICES		1	99	99%	100
CENTRAL FLORIDA HEALTH CARE		47	52	53%	99
MCW MENTAL HEALTH LLC		97	2	2%	99
HOSPICE OF THE EMERALD COAST INC - PANAMA CITY	2	90	7	7%	99
JPR URGENT MEDICAL CARE		98	1	1%	99
GEORGE SAFRAN MD PC		88	11	11%	99
SOUTH BALDWIN MEDICAL CENTER GULF SHORES		78	21	21%	99
WELLNOW URGENT CARE PC		98			98
CHARLES CROFT MD	1	96	1	1%	98
GLOBAL CENTRAL LABS AT PPD	2	88	8	8%	98
FLORIDA COMMUNITY HEALTH CENTERS INC			98	100%	98
NORTH BEACH REHABILITATION CENTER		96	2	2%	98
ST MARK ASSISTED LIVING CENTER	1	85	12	12%	98
LANDMARK, THE		48	50	51%	98
PLAZA OF HALLANDALE BEACH		98			98
MY CLINICAL LAB INC		17	81	83%	98
WHITE PLAINS HOSPITAL CENTER LAB		94	4	4%	98
BENTON HOUSE AT OAKLEAF		70	28	29%	98
URINEGOODHANDS LLC		96	2	2%	98
Cross Landings Health and Rehabilitation		97	1	1%	98
FLAGLER COLLEGE HEALTH SERVICES		70	28	29%	98
SEMINOLE COUNTY HEALTH DEPARTMENT		79	19	19%	98
ALL MY KIDS PEDIATRICS INC		73	25	26%	98
STAR CARE		84	13	13%	97
LATE HOURS URGENT CARE		58	39	40%	97
J FRANK AVEY MD		77	20	21%	97
RIDGEWOOD DIAGNOSTIC LABORATORY		92	5	5%	97

# COVID-19: testing by laboratory

Data through Feb 14, 2021 verified as of Feb 15, 2021 at 09:25 AM

Data in this report are provisional and subject to change.

The numbers in the table below represent the number of Florida and non-Florida residents for whom test results were received by the Department of Health. A person can be tested by more than one laboratory and can have both positive and negative results. **Therefore, the sum of the numbers in each column will be larger than the total number of people tested.**

Reporting lab	Inconclusive	Negative	Positive	Percent positive	Total
PENSACOLA PEDIATRICS PA - TIGER POINT	18	74	5	5%	97
HEALTH CENTERS AT BRENTWOOD		96	1	1%	97
JEFFERSON COUNTY HEALTH DEPARTMENT-MONTICELLO		70	27	28%	97
KINDRED HOSPITAL MELBOURNE	1	93	3	3%	97
HOSPICE OF THE TREASURE COAST		93	3	3%	96
PBC FIREFIGHTER BENEFIT FUND WELLNESS CENTER		74	22	23%	96
PEDIATRIC ASSOCIATES ORLANDO		82	14	15%	96
MARKET STREET VIERA		95	1	1%	96
SACRED HEART HEALTH SYSTEM INC		71	25	26%	96
BAYSHORE MEMORY CARE		96			96
WESTCHESTER MEDICAL CENTER		93	3	3%	96
ISLAND DOCTORS		12	84	88%	96
PEDIATRIC CARE CENTER- JACKSONVILLE BEACH		67	28	29%	95
DEVANSH LAB WERKS INC		79	16	17%	95
THE TERRACE OF KISSIMMEE		80	15	16%	95
SIGNATURE HEALTHCARE OF PORT CHARLOTTE		88	7	7%	95
VIERA HOSPITAL			95	100%	95
SEMINOLE SPORTS AND FAMILY MEDICINE		84	11	12%	95
MACADAMS HOME HEALTH AGENCY		94	1	1%	95
CROSS CITY REHABILITATION AND HEALTH CARE CENTER		72	23	24%	95
ARBOR TRAIL		77	18	19%	95
CONSULATE HEALTH CARE OF SARASOTA	1	93			94
HEALTHPOINT MED GRP OF THE EMERALD COAST LLC		71	23	24%	94
A PLUS PEDIATRICS		81	13	14%	94
AYERS HEALTH & REHABILITATION CENTER		90	4	4%	94
DIAGNOSTIC SOLUTIONS		3	91	97%	94
Mt Sinai Aventura			94	100%	94
ARBOR TERRACE ORTEGA LLC	2	92			94
FIRSTCARE CLINIC		42	51	55%	93
ADVENTHEALTH MEDICAL GROUP PRIMARY CARE		89	4	4%	93
VILLAS OF HOLLY BROOK - BRADENTON 14TH		93			93
HURLBURT FIELD CLINIC		39	54	58%	93
KALEIDA HEALTH CENTER FOR LABORATORY		87	6	6%	93
CLERMONT URGENT CARE			93	100%	93
ORLANDO LUTHERAN TOWERS ASSISTED LIVING		93			93
JUPITER MEDICAL CENTER URGENT CARE - STUART		62	30	33%	92
KORGENE LAB	1	23	68	74%	92
MINNESOTA TWINS		87	5	5%	92
PINELLAS COUNTY JAIL			92	100%	92
PRIME HEALTH OF NORTH PORT LLC		82	9	10%	91
HARBORCHASE OF NAPLES		78	13	14%	91
AMERICAN HOUSE COCONUT POINT		80	11	12%	91
ST AUGUSTINE HEALTH & REHAB CENTER		91			91
HERON CLUB AT PRESTANCIA		89	2	2%	91
ADVENT HEALTH CENTRA CARE - WATERMAN		78	13	14%	91
KEYS MEDICAL GROUP			90	100%	90

# COVID-19: testing by laboratory

Data through Feb 14, 2021 verified as of Feb 15, 2021 at 09:25 AM

Data in this report are provisional and subject to change.

The numbers in the table below represent the number of Florida and non-Florida residents for whom test results were received by the Department of Health. A person can be tested by more than one laboratory and can have both positive and negative results. **Therefore, the sum of the numbers in each column will be larger than the total number of people tested.**

Reporting lab	Inconclusive	Negative	Positive	Percent positive	Total
CAREMOUNT MEDICAL - PATHOLOGY		86	4	4%	90
D PEDIATRICS		82	8	9%	90
MIAMI BEACH COMMUNITY HEALTH CENTER		1	89	99%	90
JOHN KNOX VILLAGE OF FLORIDA ALF	1	85	4	4%	90
QPS, LLC		87	3	3%	90
Peninsula Care and Rehab		78	12	13%	90
MAGNOLIA DIAGNOSTIC		2	88	98%	90
ROHR HOME		87	3	3%	90
SUMMIT MEDICAL GROUP PA		81	9	10%	90
NORTH FLORIDA SPINE AND WELLNESS		69	20	22%	89
STUART LODGE LIVING LLC		66	23	26%	89
LIFE BRITE		73	16	18%	89
SUNSHINE GARDENS		88	1	1%	89
F&T MEDICAL RESEARCH, INC		89			89
ST PETERSBURG PEDIATRICS-MLK JUNIOR BLVD		80	8	9%	88
AVERO DIAGNOSTICS		64	24	27%	88
LAKE GIBSON VILLAGE, LLC		85	3	3%	88
FREEDOM INN AT TARPON SPRINGS		81	7	8%	88
GOVERNOR'S CREEK HEALTH & REHABILITATION		87	1	1%	88
LECONTE MEDICAL CENTER LAB		69	18	21%	87
RITE MEDICAL CARE PC		86	1	1%	87
PENNSYLVANIA DEPT OF HEALTH		20	67	77%	87
PACIFIC ANALYTICS			87	100%	87
A2Z DIAGNOSTICS		86	1	1%	87
BRANDON HEALTH AND REHABILITATION CENTER	1	85	1	1%	87
KINDRED HOSPITAL - SOUTH FLORIDA		86	1	1%	87
KINDRED HOSPITAL NORTH FLORIDA	3	79	5	6%	87
ADVENT HEALTH - PALM HARBOR ER		64	23	26%	87
FLORIDA MEDICAL CLINIC LLC		49	38	44%	87
CCS - BROWARD COUNTY JAIL		80	6	7%	86
BAHIA OAKS LODGE		84	2	2%	86
NSPIRE HEALTHCARE TAMARAC		80	6	7%	86
DISCOVERY VILLAGE AT THE FORUM		86			86
PENSACOLA DEVELOPMENTAL CENTER		67	19	22%	86
SEVEN HILLS HEALTH AND REHABILITATION CENTER		70	16	19%	86
SOUTH GEORGIA MEDICAL CENTER		48	38	44%	86
W. FRANK WELLS NURSING HOME		84	1	1%	85
MIAMI SHORES NURSING & REHAB		85			85
Crystal Health & Rehab Center		79	6	7%	85
ALTERNATIVE LIVING, INC DBA TWIN CITIES PAVILION		83	2	2%	85
LABCORP RTP		34	51	60%	85
East Bay Rehabilitation Center		51	34	40%	85
MEASE COUNTRYSIDE HOSPITAL		1	84	99%	85
PEDIATRICS IN BREVARD PA- ROCKLEDGE		54	31	36%	85
WALGREENS #12673		82	2	2%	84
PANCARE HEALTH GULF COUNTY		58	26	31%	84

# COVID-19: testing by laboratory

Data through Feb 14, 2021 verified as of Feb 15, 2021 at 09:25 AM

Data in this report are provisional and subject to change.

The numbers in the table below represent the number of Florida and non-Florida residents for whom test results were received by the Department of Health. A person can be tested by more than one laboratory and can have both positive and negative results. **Therefore, the sum of the numbers in each column will be larger than the total number of people tested.**

Reporting lab	Inconclusive	Negative	Positive	Percent positive	Total
PINES OF SARASOTA GARDEN		84			84
KINDRED HOSPITAL SOUTH FLORIDA		82	2	2%	84
ATRIUM AT LIBERTY PARK		80	4	5%	84
NITE LITE PEDIATRICS - JACKSONVILLE		76	8	10%	84
PARTICLE THEORY LABS		77	7	8%	84
ADVANCED EMURGENT CARE		27	57	68%	84
HAWTHORN HOUSE		70	14	17%	84
CLYDE E LASSEN STATE VETERANS NURSING HOME		59	25	30%	84
LABCORP EMPLOYER SERVICES		82	1	1%	83
DAYSRING SENIOR LIVING LLC		81	2	2%	83
MICRO PATH LABORATORIES INC		81	2	2%	83
ARBOR TERRACE SAN JOSE LLC	3	78	2	2%	83
SENIOR LIVING VII TAMPA LLC	1	73	9	11%	83
LAFAYETTE NURSING AND REHABILITATION CENTER		81	2	2%	83
ESCAMBIA COUNTY JAIL		57	26	31%	83
ALLCARE MEDICAL CENTERS PC		70	12	15%	82
Lexington Health and Rehabilitation Center		82			82
PALMS EDGE	1	75	6	7%	82
ERIE COUNTY MEDICAL CTR CLINICAL LABS		78	4	5%	82
OPPENHEIMER PLASTIC SURGERY LLC		77	5	6%	82
LAB		29	53	65%	82
JUPITER MEDICAL CENTER URGENT CENTER		56	26	32%	82
STONY BROOK UNIVERSITY MEDICAL CENTER		68	14	17%	82
FHMG LAKE MARY PEDS		69	13	16%	82
CANOPY ON BERRYHILL, THE		51	31	38%	82
HIGHLANDS MEDICAL CENTER		79	3	4%	82
THE PAVILION FOR HEALTH CARE		72	10	12%	82
MOOSEHAVEN LIFE CARE CENTER		81			81
BIO-TECH CLINICAL LABORATORIES		41	40	49%	81
MINUTECLINIC DIAGNOSTIC OF SOUTH CAROLINA, LLC		66	15	19%	81
EC OPCO CARROLLWOOD LLC		75	6	7%	81
DELAND WELLNESS CENTER			81	100%	81
BRILLIANCE ASSISTED LIVING		63	18	22%	81
EAST ALABAMA MEDICAL CENTER LABORATORY		68	12	15%	80
GRAND OAKS OF JENSEN BEACH LLC		79	1	1%	80
METROPOLITAN HOSPITAL CENTER		76	4	5%	80
MEMORY CARE OF NAPLES		80			80
NEW SMYRNA BEACH URGENT CARE			80	100%	80
AVANTE AT OCALA INC		55	25	31%	80
CAREATC CITY OF TAMPA		63	16	20%	79
A COUNTRY PLACE ASSISTED LIVING FACILITY		77	2	3%	79
SONATA WEST		77	2	3%	79
VETERANS AFFAIRS MEDICAL CENTER - PALO ALTO		28	51	65%	79
ST PETERSBURG PEDIATRICS-SEMINOLE		68	11	14%	79
CATHOLIC HEALTH SYSTEM DEPT LABORATORY		77	2	3%	79
BALMORAL TENANT SERVICES INC	1	43	35	44%	79

# COVID-19: testing by laboratory

Data through Feb 14, 2021 verified as of Feb 15, 2021 at 09:25 AM

Data in this report are provisional and subject to change.

The numbers in the table below represent the number of Florida and non-Florida residents for whom test results were received by the Department of Health. A person can be tested by more than one laboratory and can have both positive and negative results. **Therefore, the sum of the numbers in each column will be larger than the total number of people tested.**

Reporting lab	Inconclusive	Negative	Positive	Percent positive	Total
CBS LABS OF TAMPA LLC		3	76	96%	79
HOSPICE OF MARTIN & ST LUCIE, INC		76	3	4%	79
DIATHERIX LABORATORIES		40	39	49%	79
WALGREENS 4915		71	8	10%	79
EDGEWATER AT WATERMAN VILLAGE		78	1	1%	79
BAPTIST MEDICAL CENTER SOUTH		64	15	19%	79
LABFIRST - DEPARTMENT OF PATHOLOGY		76	3	4%	79
HUNTSVILLE HOSPITAL LABORATORY		54	25	32%	79
Madison Health and Rehabilitation Center		42	36	46%	78
HEARTLAND HEALTHCARE AND REHAB CENTER		56	22	28%	78
WINDSOR OAKS		77	1	1%	78
LAKE MORTON PLAZA		75	3	4%	78
GIBBENS FAMILY MEDICAL, LLC		60	18	23%	78
HAZELDEN FLORIDA	1	74	3	4%	78
PLYMOUTH HOME FOR ADULTS, INC.	8	68	1	1%	77
ORANGE CITY NURSING AND REHAB		75	2	3%	77
CVS		17	60	78%	77
SEMINOLE TRIBE OF FLORIDA		61	16	21%	77
QUALITY URGENT CARE AND WELLNESS PL	2	44	31	40%	77
TRUE NORTH HEALTH NAVIGATION LLC DBA DISPATCHHEALTH	1	60	16	21%	77
CLINICAL PATHOLOGY ASSOCIATES-SONIC REFERENCE LAB		76			76
PARK OF THE PALMS INC		76			76
MD 365 MEDICAL CARE PLLC		76			76
WALGREENS 9627		70	6	8%	76
S-H THIRTY-FIVE OPCO- PORT ST LUCIE, LLC	1	75			76
WINDSOR REFLECTIONS		75	1	1%	76
CHAMBREL AT ISLAND LAKE		73	3	4%	76
ARDEN COURTS OF LELY PALMS		75	1	1%	76
DYNAMIC MEDICAL USA			76	100%	76
PEDIATRIC ASSOCIATES AT ARGYLE PA		73	3	4%	76
ARIZONA DEPARTMENT OF HEALTH SERVICES		2	74	97%	76
NORTH PORT REHABILITATION AND NURSING CENTER		75	1	1%	76
BOND CLINIC PA		43	32	43%	75
SANIBEL INTERNAL MEDICINE, LLC		72	3	4%	75
ADVENTHEALTH EXPRESSCARE		45	30	40%	75
BEACHES PEDIATRICS PA		70	5	7%	75
MOBILE PHYSICIAN SERVICES INC		67	8	11%	75
PROMEDICA LABORATORIES		21	54	72%	75
CENTRAL BALDWIN IMMEDIATE CARE & FAMILY PRACTICE		57	17	23%	74
CENTURY CENTER FOR REHABILITATION & HEALING		56	18	24%	74
HEALTH FIRST - PALM BAY HOSPITAL		2	72	97%	74
NOAH CLINICAL LABORATORY		63	11	15%	74
GULFCOAST PEDIATRICS		68	6	8%	74
LAKE HOWELL FAMILY MEDICINE ASSOCIATES		63	11	15%	74
MINUTECLINIC DIAGNOSTIC		68	5	7%	73
SCOTT LAKE HEALTH AND REHABILITATION CENTER		71	2	3%	73

# COVID-19: testing by laboratory

Data through Feb 14, 2021 verified as of Feb 15, 2021 at 09:25 AM

Data in this report are provisional and subject to change.

The numbers in the table below represent the number of Florida and non-Florida residents for whom test results were received by the Department of Health. A person can be tested by more than one laboratory and can have both positive and negative results. **Therefore, the sum of the numbers in each column will be larger than the total number of people tested.**

Reporting lab	Inconclusive	Negative	Positive	Percent positive	Total
BROOKDALE OVIEDO		71	2	3%	73
CONSULATE HEALTH CARE – LAKE MARY		72	1	1%	73
LAB PLUS, LLC AT SAINT THOMAS WEST HOSPITAL		59	14	19%	73
Golfview Healthcare Center		73			73
WATERCREST ST LUCIE WEST	1	69	3	4%	73
BROWARD HEALTH MEDICAL CENTER CLINICAL LAB			73	100%	73
BROWARD HEALTH MEDICAL CENTER		3	70	96%	73
CRAIG BERGER MD PL D/B/A BAY AREA EYE INSTITUTE		72			72
ST VINCENT'S BIRMINGHAM		66	6	8%	72
HUNTINGTON HOSPITAL LABORATORY		69	3	4%	72
OAKHURST CENTER		65	7	10%	72
HAVEN OF OUR LADY OF PEACE		72			72
TUSCAN ISLE OPERATING COMPANY LLC DBA		69	3	4%	72
SIMED LABORATORY		57	15	21%	72
STERLING HOUSE OF TALLAHASSEE	3	62	6	8%	71
LONG TERM CARE OF JAY, LLC		50	21	30%	71
EXPERTUS LABORATORIES INC		24	47	66%	71
PORT CHARLOTTE REHABILITATION CENTER		61	10	14%	71
ASHRAF MEDICAL GROUP PLLC DBA PULSE MD		69	2	3%	71
FLORIDA PEDIATRIC GROUP		27	44	62%	71
ADVANCED LAB		67	4	6%	71
NORTH SHORE MEDICAL LABS	1	65	5	7%	71
VITAS HEALTHCARE		65	6	8%	71
HEARTLAND PHARMACY LAKE PLACID, INC		53	18	25%	71
AMMON LABS		61	10	14%	71
ROSECASTLE AT DELANEY CREEK		69	1	1%	70
OAK MANOR NURSING HOME		66	4	6%	70
Highlands Regional Hospital		63	7	10%	70
CALADIUM PEDIATRICS		63	7	10%	70
SUNCOAST COMMUNITY HEALTH CENTERS PEDIATRICS		21	49	70%	70
SUMMIT AT VENICE	2	63	5	7%	70
ADVENT HEALTH - LAKE MARY		60	10	14%	70
USF HEALTH MORSANI CENTER		5	64	93%	69
Winter Garden Rehab and Nursing Facility		64	5	7%	69
ACE BIOMEDICAL LABS LLC		56	13	19%	69
DEBARY HEALTH AND REHABILITATION CENTER		67	2	3%	69
HERITAGE HEALTHCARE AND REHABILITATION CENTER		69			69
BIOREFERENCE LABORATORIES		8	61	88%	69
MEMORIAL MANOR		69			69
CP/AIG PENSACOLA DEVELOPMENT LLC		66	3	4%	69
PLANTATION GENERAL HOSPITAL CLINICAL LAB		26	43	62%	69
UNIVERSITY CENTER MEDICAL LLC DBA	1	65	3	4%	69
PARKSIDE INN	3	64	2	3%	69
JERICO URGENT CARE		65	3	4%	68
BLISS HEALTHCARE SERVICES	1	48	19	28%	68
ASSOCIATED CLINICAL LABORATORIES		60	8	12%	68

# COVID-19: testing by laboratory

Data through Feb 14, 2021 verified as of Feb 15, 2021 at 09:25 AM

Data in this report are provisional and subject to change.

The numbers in the table below represent the number of Florida and non-Florida residents for whom test results were received by the Department of Health. A person can be tested by more than one laboratory and can have both positive and negative results. **Therefore, the sum of the numbers in each column will be larger than the total number of people tested.**

Reporting lab	Inconclusive	Negative	Positive	Percent positive	Total
PANIRA HEALTHCARE CLINIC		2	66	97%	68
EISENHOWER ARMY MEDICAL CENTER		61	7	10%	68
RARITAN BAY PERTH AMBOY		61	7	10%	68
SUNCOAST OPTIMAL WELLNESS		23	45	66%	68
Avante at St Cloud, Inc.		66	2	3%	68
AEL- MEMPHIS		17	51	75%	68
LEE MEMORIAL HEALTH SYSTEM HEALTH FAIR		64	4	6%	68
SAN JOSE SENIOR CARE LLC	1	43	24	35%	68
COOPER FAMILY MEDICAL PLLC		50	17	25%	67
ATMORE COMMUNITY HOSPITAL LABORATORY		47	20	30%	67
BAY PINES MEDICAL ASSOCIATES		1	66	99%	67
GENPATH			67	100%	67
MEASE MANOR INC		63	4	6%	67
WALGREENS 2941		64	3	4%	67
PUBLIC SQUARE PHARMACY LLC		52	15	22%	67
VIERA DEL MAR HEALTH AND REHABILITATION CENTER		63	4	6%	67
SUNLIFE PHARMACY		64	3	4%	67
MD LABS		40	27	40%	67
CORNERSTONE MEDICAL CARE OF BRANDON PL		57	9	14%	66
FHMG- FLORIDA HOSPITAL MEDICAL GROUP		56	10	15%	66
STONY BROOK SOUTHAMPTON		65	1	2%	66
PANCARE HEALTH - MALONE CLINIC		60	6	9%	66
CL BRUMBACK PRIMARY CARE CLINICS		16	50	76%	66
MEDEX MEDICAL EXPRESS OF PALATKA			66	100%	66
CATHOLIC HEALTH SERVICES REGIONAL LAB		59	7	11%	66
GV NAPLES OPCO, LLC		65	1	2%	66
INDIGO MANOR		22	43	66%	65
MINUTECLINIC DIAGNOSTIC OF OHIO LLC		50	15	23%	65
AMERICAN FAMILY MEDICAL		52	13	20%	65
BIOIQ		15	50	77%	65
LAKE WALES OPERATING GROUP LLC		60	5	8%	65
LENOX HILL HOSPITAL		59	6	9%	65
ALTAMONTE PEDIATRIC ASSOCIATES		31	34	52%	65
BROOKDALE CENTRE POINTE	1	64			65
FLORIDA DEPARTMENT OF HEALTH IN WALTON COUNTY		53	12	18%	65
SUMMER VISTA ASSISTED LIVING		38	27	42%	65
OKEECHOBEE URGENT CARE		17	48	74%	65
ISLAND COAST PEDIATRICS		58	7	11%	65
OUT OF STATE		40	24	38%	64
VETERANS AFFAIRS MEDICAL CENTER - GULF COAST		27	37	58%	64
JOSEPH L MORSE GERIATRIC CENTER	2	59	3	5%	64
MINUTECLINIC DIAGNOSTIC OF TEXAS, LLC		57	7	11%	64
WADSWORTH HEALTH CENTER		61	3	5%	64
PENSACOLA PEDIATRICS - PACE		56	8	13%	64
NXGEN MDX		20	44	69%	64
BOND CLINIC DR ELDEEB		35	29	45%	64



# COVID-19: testing by laboratory

Data through Feb 14, 2021 verified as of Feb 15, 2021 at 09:25 AM

Data in this report are provisional and subject to change.

The numbers in the table below represent the number of Florida and non-Florida residents for whom test results were received by the Department of Health. A person can be tested by more than one laboratory and can have both positive and negative results. **Therefore, the sum of the numbers in each column will be larger than the total number of people tested.**

Reporting lab	Inconclusive	Negative	Positive	Percent positive	Total
NEMOURS CHILDRENS PRIMARY CARE OVIEDO		51	13	20%	64
MED EXPRESS		6	58	91%	64
GREENLEAF ALF		63	1	2%	64
NORTH FLORIDA PEDIATRICS		52	11	17%	63
EMERALD COAST BEHAVIORAL HOSPITAL		59	4	6%	63
EC OPCO PENSACOLA, LLC		62	1	2%	63
ADVENT HEALTH CENTRA CARE - WINTER GARDEN		17	46	73%	63
BEEHIVE HOMES OF GULF BREEZE		47	16	25%	63
CLEAR MOLECULAR		61	2	3%	63
MISIR DRUGS LLC		51	12	19%	63
APC PEDIATRICS AT RYE ROAD MEDICAL PARK		63			63
SOMERBY OF SANTA ROSA BEACH		54	9	14%	63
KINDRED AT HOME		54	9	14%	63
BAY REGIONAL URGENT CARE	1	40	22	35%	63
TURNING POINT OF TAMPA		57	6	10%	63
CRESTVIEW URGENT CARE		2	61	97%	63
MEDI CLINIC SARASOTA INC		62	1	2%	63
Stratford Court of Palm Harbor		53	10	16%	63
VIERA HEALTH AND REHABILITATION CENTER		62	1	2%	63
MED ONE AT SAINT AUGUSTINE		33	30	48%	63
PRIMECARE AT TWIN LAKES		1	61	98%	62
NORTH SHORE UNIVERSITY HOSPITAL LABORATORY		56	6	10%	62
TRINITY AL SENIOR HOUSING LLC		45	17	27%	62
MENORAH HOUSE		61	1	2%	62
BIG BOCA SMILES LLC		60	2	3%	62
OVERLOOK HOSPITAL LABORATORY		57	5	8%	62
Winter Park Care and Rehab		60	1	2%	61
EMERALD COAST HOSPICE		60	1	2%	61
SAMFORD UNIVERSITY HEALTH SERVICES		60	1	2%	61
CAN COMMUNITY HEALTH		60	1	2%	61
ARBOR OAKS AT TYRONE	7	54			61
CARE RESOURCE COMMUNITY HEALTH CENTERS INC		59	2	3%	61
JACOBI MEDICAL CENTER		58	3	5%	61
WASHINGTON REHABILITATION AND NURSING CENTER		51	10	16%	61
LUTHERAN HAVEN ASSISTED LIVING		61			61
BAYCARE HEALTH SYSTEMS		2	59	97%	61
BARRY UNIVERSITY STUDENT HEALTH SERVICES		37	23	38%	60
QUALITY URGENT CARE AND WELLNESS		31	29	48%	60
TWIN CREEKS ASSISTED LIVING & MEMORY CARE		57	3	5%	60
MENTAL HEALTH CARE INC		51	9	15%	60
THE PRESERVE AT CLEARWATER		58	2	3%	60
Baldwin Pediatrics		52	8	13%	60
LAKELAND REGIONAL HEALTH		36	24	40%	60
FERN PARK DEVELOPMENTAL CENTER		5	54	92%	59
RITECARE MED CTR H			59	100%	59
CINNAMON COVE ALF		58	1	2%	59

# COVID-19: testing by laboratory

Data through Feb 14, 2021 verified as of Feb 15, 2021 at 09:25 AM

Data in this report are provisional and subject to change.

The numbers in the table below represent the number of Florida and non-Florida residents for whom test results were received by the Department of Health. A person can be tested by more than one laboratory and can have both positive and negative results. **Therefore, the sum of the numbers in each column will be larger than the total number of people tested.**

Reporting lab	Inconclusive	Negative	Positive	Percent positive	Total
WILSON MEMORIAL REGIONAL MEDICAL CENTER		55	4	7%	59
Summit Medical Group, Pa DbA Citymd		53	6	10%	59
INTERNAL LAB		50	9	15%	59
FLORIDA HEALTH CARE		8	51	86%	59
ADVENT HEALTH - PALM COAST		1	58	98%	59
MINUTECLINIC DIAGNOSTIC OF NORTH CAROL		50	9	15%	59
MILLENIUM PHYSICIANS GROUP		1	58	98%	59
BIOTECH		52	7	12%	59
AEGIS MEDICAL GROUP		46	13	22%	59
BROOKDALE PALM COAST		59			59
MEDRITE URGENT CARE		48	11	19%	59
BURRY'S PHARMACY INC		35	24	41%	59
LPG CONVENIENT CARE AT PINE ISLAND ROAD		52	6	10%	58
MINUTECLINIC DIAGNOSTIC OF NORTH CARO		51	7	12%	58
CARDIOLOGY AND MEDICINE ASSOCIATES		42	16	28%	58
TITUSVILLE FAMILY PRACTICE		16	42	72%	58
MICHIGAN DEPARTMENT OF HEALTH AND HUMAN SERVICES	1		57	98%	58
Margate Health and Rehabilitation Center		56	2	3%	58
AU HEALTH		45	13	22%	58
THE CANOPY AT BERRYHILL		58			58
AFTER HOURS PEDIATRICS			57	100%	57
CORAL GABLES HOSPITAL			57	100%	57
PEDIATRIC SERVICES OF AMERICA INC		56	1	2%	57
HERNANDO COUNTY FIRE RESCUE DISTRICT		25	32	56%	57
ASCENSION SACRED HEART BAY LABORATORY		54	3	5%	57
ALZHEIMERS CARE CENTER OF VIERA LTD		37	20	35%	57
KAPG FLEMING ISLAND SENIOR HOUSING OPCO LLC	1	56			57
MALCOM RANDALL DEPT OF VAMC			57	100%	57
PALM BAY URGENT CARE		28	29	51%	57
PW WINDERMERE SUBTENANT LLC		57			57
BAPTIST HEALTH SOUTH FLORIDA - WEST BOCA URGENT CARE		34	22	39%	56
HORIZON ALF		55	1	2%	56
TIFFANY HALL NURSING AND REHAB		44	12	21%	56
TUKA PEDIATRICS		7	49	88%	56
PHYSICIANS PRIMARY CARE OF SOUTHWEST FLORIDA		39	17	30%	56
LAKELAND REGIONAL HEALTH LAKE MIRIAM		24	32	57%	56
LAKE CITY VA MEDICAL CENTER			56	100%	56
EAGLES WATCH CLUSTER		47	9	16%	56
BOND AND STEELE CLINIC, PA		46	10	18%	56
SONATA HUNTERS CREEK		47	8	15%	55
TOTAL CARE PLUS LLC			55	100%	55
COOPER FAMILY MEDICAL, PLLC		45	10	18%	55
SOUTH LAKE PEDIATRICS		53	2	4%	55
LINCOLN MEDICAL AND MENTAL HEALTH CENTER		52	3	5%	55
BioReference Laboratories, Inc		6	49	89%	55
ST FRANCIS HOSPITAL		47	8	15%	55

# COVID-19: testing by laboratory

Data through Feb 14, 2021 verified as of Feb 15, 2021 at 09:25 AM

Data in this report are provisional and subject to change.

The numbers in the table below represent the number of Florida and non-Florida residents for whom test results were received by the Department of Health. A person can be tested by more than one laboratory and can have both positive and negative results. **Therefore, the sum of the numbers in each column will be larger than the total number of people tested.**

Reporting lab	Inconclusive	Negative	Positive	Percent positive	Total
MACKOUL PEDIATRICS FORT MYERS		40	15	27%	55
TBI RESIDENTIAL SERVICES, INC.		44	11	20%	55
KENDALL REGIONAL MEDICAL CENTER LAB	3		52	95%	55
BISHOP GRADY VILLAS		54	1	2%	55
HARMONY CLINIC		1	54	98%	55
STEINHATCHEE FAMILY MEDICAL CENTER □	1	48	6	11%	55
DELCARE PA		42	13	24%	55
life Care Center of Melbourne		38	17	31%	55
PREMIER MEDICAL ASSOCIATES ALL FLORIDA LLC		54	1	2%	55
ST JOSEPH'S HOSPITAL LABORATORY			55	100%	55
MEDLOGIC LABORATORIES		3	52	95%	55
FLORIDA MEDICAL CLINIC PA		46	9	16%	55
BERNHARDT LABORATORIES	1	14	40	73%	55
ST. CLOUD MEDICAL GROUP		54			54
SARASOTA CO. HEALTH DEPT # 58		40	14	26%	54
NORTH FLORIDA MEDICAL CENTER		50	4	7%	54
FAMILY EXTENDED CARE OF PUNTA GORDA		54			54
UNITED LABORATORY SERVICES CORPORATION		38	16	30%	54
PUTNAM COUNTY SHERIFFS OFFICE		48	6	11%	54
Palms at Ponte Vedra Assisted Living and Memory Care		51	3	6%	54
EXPRESS DOCS LLC			54	100%	54
JUNIPER VILLAGE AT NAPLES		53	1	2%	54
GENESIS DERMATOLOGY		50	4	7%	54
PANCARE HEALTH - JACKSON COUNTY		43	11	20%	54
CLERMONT HEALTH AND REHAB		40	14	26%	54
CERTUS MTD OPCP LLC		52	2	4%	54
NOMI HEALTH LAB SERVICES LLC		4	49	92%	53
BARBARA O'REILLY MD PA		52	1	2%	53
Gabisa Medical LLC		53			53
CHILDREN'S HOSPITAL OF ALABAMA		52	1	2%	53
QUOTIENT SCIENCES LABS LLC			53	100%	53
THOMAS INTERNAL MEDICINE		44	9	17%	53
SOMERSET			53	100%	53
MARQUIS LABS, LLC		52	1	2%	53
TROY REGIONAL MEDICAL CENTER		42	11	21%	53
BROOKDALE BONITA SPRINGS		52	1	2%	53
APOLLOMDX LABS		31	22	42%	53
ALLIANCE PEDIATRICS		24	29	55%	53
Osprey Point Nursing Center		51	2	4%	53
PALM BAY PEDIATRICS		36	17	32%	53
ALEXANDER NININGER STATE VETERANS		52			52
INTERNAL MEDICINE ASSOCIATES PA		48	4	8%	52
LEVY COUNTY DEPARTMENT OF HEALTH		36	16	31%	52
INTERNAL MEDICINE SPECIALIST		46	6	12%	52
SNH BRFL TENANT LLC	2	50			52
PROMEDICA SENIOR LIVING		51	1	2%	52

# COVID-19: testing by laboratory

Data through Feb 14, 2021 verified as of Feb 15, 2021 at 09:25 AM

Data in this report are provisional and subject to change.

The numbers in the table below represent the number of Florida and non-Florida residents for whom test results were received by the Department of Health. A person can be tested by more than one laboratory and can have both positive and negative results. **Therefore, the sum of the numbers in each column will be larger than the total number of people tested.**

Reporting lab	Inconclusive	Negative	Positive	Percent positive	Total
JENNIFER J CHIAVETTA-GRLSANTI DC		40	12	23%	52
ADVENT HEALTH		49	3	6%	52
GRAND ST PAUL CVS		52			52
SONATA BOCA RATON		48	4	8%	52
VPA PC LAB		48	4	8%	52
NITE LITE PEDIATRICS - PORT ST. LUCIE		43	9	17%	52
MICHAEL AKPEKE MD		43	9	17%	52
AVANTE ST CLOUD		48	3	6%	51
Life Care Center of Orlando		46	5	10%	51
GOOD HEARTS COVID TESTING		8	43	84%	51
GULFVIEW MEDICAL INSTITUTE		51			51
LPG PEDIATRICS AT PAGE FIELD		50	1	2%	51
WEST VOLUSIA FAMILY AND SPORTS MEDICINE		50	1	2%	51
GATEWAY CARE CENTER		50	1	2%	51
SARATOGA HOSPITAL LABORATORY		46	5	10%	51
MINUTECLINIC DIAGNOSTIC OF SOUTH CARO		41	10	20%	51
FINLAY CLINICAL LABORATORY		20	31	61%	51
ORCHID COVE AT DAYTONA		45	5	10%	50
BETHUNE-COOKMAN UNIVERSITY		32	18	36%	50
TRADITIONAL HOME HEALTH OF PALM BEACH INC		49	1	2%	50
INN AT ASTON GARDENS AT PELICAN POINTE,THE		46	4	8%	50
VALENCIA HOUSE ALF		49	1	2%	50
GENEDX		37	13	26%	50
PENNSYLVANIA DEPARTMENT OF HEALTH BUREAU OF LABORATORIES			50	100%	50
ADVENT HEALTH CENTRA CARE - EAST ORLANDO		21	29	58%	50
BUECHELE DENTAL PA DBA CLERMONT FAMILY DENTISTRY		41	9	18%	50
ORANGE PARK PEDIATRICS		43	7	14%	50
PALM RIVER COMMUNITY HEALTH CENTER		45	5	10%	50
ROCHESTER GENERAL HOSPITAL LABORATORY		46	4	8%	50
Jupiter Medical Center Pavilion		49	1	2%	50
VITAS HEALTHCARE CORP OF FLORIDA		49	1	2%	50
SOUTHEAST ALABAMA MEDICAL CENTER			49	100%	49
SUPERIOR RESIDENCES OF LECANTO		34	15	31%	49
ATRIA PARK OF LAKE FOREST (WG HERITAGE LF LLC)		48	1	2%	49
NORTHBROOK CENTER FOR□		47	2	4%	49
WALGREENS #10373		47	2	4%	49
SOLARIS SENIOR LIVING NORTH NAPLES		48	1	2%	49
325TH MEDICAL GROUP		46	3	6%	49
ADVENT HEALTH - MOUNT DORA		9	40	82%	49
ALLEGRO		47	2	4%	49
TOWERS HOME CARE□		45	4	8%	49
FLORIDA HEALTH CARE DELAND			49	100%	49
81ST MEDICAL GROUP		28	21	43%	49
USF		1	48	98%	49
TREASURE COAST FORENSIC TREATMENT CTR		28	21	43%	49
SOFT CELL LABORATORIES		45	4	8%	49

# COVID-19: testing by laboratory

Data through Feb 14, 2021 verified as of Feb 15, 2021 at 09:25 AM

Data in this report are provisional and subject to change.

The numbers in the table below represent the number of Florida and non-Florida residents for whom test results were received by the Department of Health. A person can be tested by more than one laboratory and can have both positive and negative results. **Therefore, the sum of the numbers in each column will be larger than the total number of people tested.**

Reporting lab	Inconclusive	Negative	Positive	Percent positive	Total
SOS MOBILE MEDICAL CARE LLC		39	10	20%	49
THE TERRACE OF JACKSONVILLE		3	45	94%	48
HIALEAH HOSPITAL RESPIRATORY DEPT			48	100%	48
INN AT THE FOUNTAINS, THE		34	14	29%	48
DOH		23	25	52%	48
BAY CENTER HURRICANE SHELTER		48			48
RAINBOW PEDIATRICS PC LLC / BREAKFAST POINT		38	10	21%	48
MAUREEN OROURKE-FUTEY			48	100%	48
COURTYARD GARDENS OF JUPITER		48			48
HEALTH FIRST - CAPE CANAVERAL HOSPITAL		1	47	98%	48
PREMIER MEDICAL ASSOCIATES		46	2	4%	48
G & R HEALTH MART PHARMACY		36	12	25%	48
SEWANEE MOLECULAR DIAGNOSTICS LABORATO		48			48
CAREMED INTERNAL MEDICINE		30	18	38%	48
WEST ISLIP URGENT CARE		44	4	8%	48
GRAND OAKS OF PALM CITY LLC	1	41	6	13%	48
NAPLES PEDIATRICS INC		43	5	10%	48
HARBOR BEACH NURSING AND REHABILITATION CENTER		46	2	4%	48
ARDEN COURTS OF SARASOTA		32	16	33%	48
ROCKLEDGE REGIONAL MEDICAL CENTER		30	17	36%	47
FIRST CHOICE PEDIATRICS INC		44	3	6%	47
LITTLE NECK URGENT CARE		45	2	4%	47
MID FLORIDA PRIMARY CARE PA		35	12	26%	47
NAVARRE GARDENS		41	6	13%	47
CAPE REGIONAL MEDICAL CENTER		45	2	4%	47
POPLAR HEALTHCARE PLLC	1	11	35	74%	47
INTERLAB		1	46	98%	47
BARNES HEALTHCARE OF FLORIDA LLC		44	3	6%	47
DAVID POSNACK JEWISH DAY SCHOOL		47			47
HOME CARE PHARMACY		46			46
FHMG_CTR FOR SENIOR HEALTH		41	5	11%	46
COLLIER BLVD HMA PHYSICIAN MANAGEMENT LLC		46			46
GOLDEN POND COMMUNITIES		46			46
ADVENT HEALTH MEDICAL GROUP OB GYN AT		40	6	13%	46
H LEE MOFFITT CANCER CENTER MICRO		46			46
EAST MANATEE FAMILY	1	1	44	96%	46
PANCARE HEALTH - FREEPORT CLINIC SUITE B		37	9	20%	46
PRACTICE MANAGEMENT OF AMERICA, INC.		7	39	85%	46
HARTFORD HEALTH SERVICES LLC		46			46
ST CLOUD PHYSICIAN MANAGEMENT LLC DBA ST CLOUD		27	19	41%	46
KAPG ST AUGUSTINE SENIOR HOUSING OPCO LLC		37	9	20%	46
PREMIER PLACE HEALTHCARE AT THE GLENVIEW		46			46
ST JOHNS COUNTY DETENTION CENTER		45			45
STUART URGENT CARE			45	100%	45
LIFESTREAM BEHAVIORIAL CENTER		26	19	42%	45
UNIVERSITY OF CENTRAL FLORIDA HEALTH SERVICES		45			45

# COVID-19: testing by laboratory

Data through Feb 14, 2021 verified as of Feb 15, 2021 at 09:25 AM

Data in this report are provisional and subject to change.

The numbers in the table below represent the number of Florida and non-Florida residents for whom test results were received by the Department of Health. A person can be tested by more than one laboratory and can have both positive and negative results. **Therefore, the sum of the numbers in each column will be larger than the total number of people tested.**

Reporting lab	Inconclusive	Negative	Positive	Percent positive	Total
REDI-MED WALK-IN FAMILY CARE			45	100%	45
SOUTHPORT SQUARE HARBOUR HEALTH		45			45
GENTIVA HEALTH SERVICES CERTIFIED INC		42	3	7%	45
CARE CENTERS OF NASSAU LLC MINER ROAD SOUTH		45			45
NEOGENOMICS LABORATORIES INC		45			45
WINTER GARDEN REHAB AND NURSING CENTER		41	4	9%	45
RAPID RELIABLE TESTING NY LLC		40	5	11%	45
MOBILE DOC FL, LLC		29	16	36%	45
FAMILY EXTENDED CARE OF WINTER HAVEN		43	2	4%	45
KEYSTYLE LIVING LLC	1	43	1	2%	45
PHILLIPPE RIDGE		33	12	27%	45
CDR MAGUIRE INC	1	7	36	82%	44
ALLIANCE OF PHYSICIANS AGAINST COVID-19			44	100%	44
QHC UPSTATE MEDICAL PC		36	8	18%	44
PEDIATRICS OF CENTRAL FLORIDA – SAINT CLOUD	2	40	2	5%	44
KINDRED HOSPITAL CENTRAL TAMPA BLOOD GAS	1	38	5	11%	44
NORTH CENTRAL BRONX HOSPITAL		42	2	5%	44
FLORIDA HOSPITAL		28	16	36%	44
ADVENT HEALTH EXPRESS CARE		4	40	91%	44
NIGHT LITE PEDIATRICS CENTER LLC		10	34	77%	44
SOUTHERN LABORATORY SERVICES OF NWF		17	27	61%	44
ROSECASTLE OF JACKSONVILLE LLC		43	1	2%	44
RADIOLOGY ASSOCIATES OF VENICE AND ENGLEWOOD		41	2	5%	43
WOLFF CTR FOR CHILD & ADOLESCENT HEALTH PLLC,THE		26	17	40%	43
PRINCETON VILLAGE□		39	4	9%	43
FAST PACE MEDICAL CLINIC, PLLC		37	6	14%	43
LARA HEALTH AND WELLNESS CENTER LLC		43			43
LAKE MARY KIDS CENTRA CARE		33	10	23%	43
BRANCH MEDICAL CLINIC			43	100%	43
SAFARI PEDIATRICS PA		42	1	2%	43
UNIVERSITY OF WEST FLORIDA, THE		42	1	2%	43
Guardian Care Nursing and Rehabilitation Center		43			43
ERDOX		41	2	5%	43
BARNETT PARK□		2	41	95%	43
PATRICK AIR FORCE BASE		3	40	93%	43
CITYMD OF MANAHAWKIN		41	2	5%	43
WALGREENS 3145		39	3	7%	42
SURFSIDE URGENT CARE		29	13	31%	42
ECOLAB GROUP		8	34	81%	42
SUWANNEE COUNTY SHERIFF OFFICE		39	3	7%	42
Atlantic Shore Nursing and Rehab		42			42
CLINICAL LABORATORY		42			42
NEW YORK PRESBYTERIAN - QUEENS DIAGNOSTIC		41	1	2%	42
SAN CARLOS PHARMACY		38	4	10%	42
PALM BAY HOSPITAL			42	100%	42
ISLAND URGENT CARE PLLC		40	2	5%	42

# COVID-19: testing by laboratory

Data through Feb 14, 2021 verified as of Feb 15, 2021 at 09:25 AM

Data in this report are provisional and subject to change.

The numbers in the table below represent the number of Florida and non-Florida residents for whom test results were received by the Department of Health. A person can be tested by more than one laboratory and can have both positive and negative results. **Therefore, the sum of the numbers in each column will be larger than the total number of people tested.**

Reporting lab	Inconclusive	Negative	Positive	Percent positive	Total
MAIMONIDES-SHALOM ACADEMY, INC		41	1	2%	42
Citymd Of Toms River		36	6	14%	42
TGH URGENT CARE POWERED BY FAST TRACK			42	100%	42
PERSONAL PEDIATRICS		37	5	12%	42
NEXT MOLECULAR ANALYTICS		11	30	73%	41
ADVENT HEALTH - LAKE WALES		29	12	29%	41
BRONX LEBANON HOSPITAL-MEDICAL CENTER		37	4	10%	41
FLORIDA HOSPITAL NEW SMYRNA		4	37	90%	41
PEDIATRICS OF CENTRAL FLORIDA KISSI		33	8	20%	41
NORTH FLORIDA / SOUTH GEORGIA VETERANS HEALTH SYSTEM			41	100%	41
FELICIDAD MEDICAL CENTER			41	100%	41
MINUTECLINIC DIAGNOSTIC OF NEW JERSEY		34	7	17%	41
LINCOLN DIAGNOSTIC LAB		39	2	5%	41
PACIFICA SENIOR LIVING OCALA		35	5	13%	40
DOH-WEST PALM BEACH BRANCH LABORATORY		2	38	95%	40
LONGLEAF DIAGNOSTIC LABORATORIES		11	29	73%	40
FIRST CHOICE URGENT CARE		10	30	75%	40
URGENT CARE & WELLNESS CENTER		10	30	75%	40
CLINICAL PATHOLOGY LABORATORIES, INC		40			40
CAPITAL REGIONAL MEDICAL CENTER		2	38	95%	40
BONITA PHARMACY		39	1	3%	40
UHEALTH AT FISHER ISLAND			40	100%	40
GATTOLINE ENTERPRISES, INC. DBA FAMILY CARE PHARMACY		34	6	15%	40
BETHESDA HEALTH URGENT CARE		3	37	93%	40
University Hills health and Rehabilitation		30	10	25%	40
PRIDE DIAGNOSTICS		24	16	40%	40
ROYAL PALM SENIOR RESIDENCE		40			40
MINUTECLINIC DIAGNOSTIC OF KANSAS, PA		34	6	15%	40
EAST HILL PHARMACY		27	13	33%	40
MEDEX MEDICAL EXPRESS OF PALATKA LLC			39	100%	39
CVS MINUTE CLINIC		1	38	97%	39
MORTON PLANT HOSPITAL NURSING			39	100%	39
GUYAN VALLEY WELLNESS CENTER		32	7	18%	39
ADVENT HEALTH CENTRA CARE - LAKELAND		30	9	23%	39
CLINICAL RESEARCH SEQUENCING PLATFORM		8	31	79%	39
HERNANDO ENDOSCOPY AND SURGERY CENTER		31	8	21%	39
BROOKDALE VERO BEACH SOUTH AL		39			39
CEDAR CREEK AT KINGS BAY INC		39			39
LOURDES HOSPITAL INC		37	2	5%	39
CSL PLASMA INC		7	32	82%	39
JUNIPER VILLAGE AT CAPE CORAL		34	5	13%	39
ERIC C MRSHAL, MD, PC #1842		37	2	5%	39
NORTH CAROLINA DEPARTMENT OF HEALTH & HUMAN SERVICES	1		38	97%	39
WG EVERGREEN WOODS SH LLC		39			39
THE GOOD SHEPARDS OF DELAND-WEST		38	1	3%	39
BAY COUNTY JAIL ANNEX		34	5	13%	39

# COVID-19: testing by laboratory

Data through Feb 14, 2021 verified as of Feb 15, 2021 at 09:25 AM

Data in this report are provisional and subject to change.

The numbers in the table below represent the number of Florida and non-Florida residents for whom test results were received by the Department of Health. A person can be tested by more than one laboratory and can have both positive and negative results. **Therefore, the sum of the numbers in each column will be larger than the total number of people tested.**

Reporting lab	Inconclusive	Negative	Positive	Percent positive	Total
CENTRA CARE - LAKE NONA		3	36	92%	39
CARE 4 U MANAGEMENT, INC			39	100%	39
ARTHREX MEDICAL CENTER		22	17	44%	39
BENTON HOUSE OF ST. JOHNS		36	2	5%	38
UNIVERSITY OF ALABAMA		35	3	8%	38
S-H THIRTY FIVE OPCO - ORANGE CITY, LLC		29	9	24%	38
HOMEWOOD RESIDENCE AT FREEDOM PLAZA		37	1	3%	38
BOND CLINIC, PA		9	29	76%	38
SPRING MANOR ASSISTED LIVING		38			38
MISSION OAKS ASSISTED LIVING		36	2	5%	38
MOLECULAR DIAGNOSTICS		5	33	87%	38
STEWART MEDICAL GROUP, INC		21	17	45%	38
HOLMES COUNTY HEALTH DEPARTMENT		29	9	24%	38
MERCY MEDICAL URGENT CARE CENTER INC		8	30	79%	38
CENTRAL FLORIDA PEDIATRICS		13	25	66%	38
CCRC @ SUNFLOWER LLC		35	3	8%	38
PLAINVIEW URGENT CARE		36	2	5%	38
AUTUMN OF SARASOTA		12	26	68%	38
ADVENTIST HEALTH SYSTEM FLORIDA		26	12	32%	38
TAMPA BAY CONCIERGE DOCTOR, LLC		36	2	5%	38
FLORIDA DEPARMENT OF HEALTH CLAY COUNTY		25	13	34%	38
CAMPBELL URGENT CARE			38	100%	38
PONCE THERAPY CARE CENTER		34	3	8%	37
DEVELOPMENTAL DISABILITIES DEFENDANT PROGRAM		35	2	5%	37
IMA MEDICAL GROUP POINCIANA		14	23	62%	37
HR SARASOTA OPERATOR LLC		25	12	32%	37
PATHOGENIUS LABORATORIES		30	7	19%	37
BRP SH OPCO LLC		37			37
NORTHWELL HEALTH PLAINVIEW HOSPITAL LABORATORY		28	9	24%	37
UNION MEDICAL CARE PLLC		37			37
BRIDGEVIEW CENTER LLC		27	10	27%	37
INSTITUTE OF PATHOLOGY KINGS COUNTY		36	1	3%	37
ACCURATE DIAGNOSTIC LAB		35	2	5%	37
CONNECTICUT DEPARTMENT OF HEALTH		22	15	41%	37
TAYLORVILLE FAMILY MEDICINE		30	7	19%	37
CITRUS COUNTY HEALTH DEPARTMENT		33	4	11%	37
FAMILY EXTENDED CARE OF SEBRING INC		35	2	5%	37
THE COLLIER AT NAPLES		36	1	3%	37
HOLZER HEALTH CENTER		5	32	86%	37
ST AUGUSTINE PEDIATRIC ASSOC		33	4	11%	37
MORTON PLANT			37	100%	37
PREMIER COMMUNITY HEALTHCARE GROUP INC		36	1	3%	37
ONE MILO		37			37
INNOVATION CLINICAL TRIALS, INC			37	100%	37
MARIANNA HEALTH AND REHABILITATION CENTER		36	1	3%	37
HOLY NAME HOSPITAL LABORATORY		36	1	3%	37



# COVID-19: testing by laboratory

Data through Feb 14, 2021 verified as of Feb 15, 2021 at 09:25 AM

Data in this report are provisional and subject to change.

The numbers in the table below represent the number of Florida and non-Florida residents for whom test results were received by the Department of Health. A person can be tested by more than one laboratory and can have both positive and negative results. **Therefore, the sum of the numbers in each column will be larger than the total number of people tested.**

Reporting lab	Inconclusive	Negative	Positive	Percent positive	Total
BOULEVARD REHABILITATION CENTER		24	13	35%	37
EMERGENCY PHYSICIANS MEDICAL CENTER LLC		20	17	46%	37
AVALON PARK RETIREMENT RESIDENCE		35	1	3%	36
BVL/LITTLE ANGEL PEDIATRICS		36			36
WEST		22	14	39%	36
WG BAYPOINT VILLAGE SH LLC		36			36
MINUTE CLINIC INCORPORATE		30	6	17%	36
PATRICK MANOR INCORPORATED		36			36
ROYAL CARE OF AVON PARK		33	3	8%	36
GRAMERCY PARK URGENT CARE		35	1	3%	36
BIOFIRE		7	29	81%	36
PREMISE HEALTH MIA		1	35	97%	36
RENAISSANCE AT THE TERRACES		35	1	3%	36
EASTERN SHORE URGENT CARE		24	11	31%	35
NEUROINTERNATIONAL SARASOTA		32	3	9%	35
IRL		4	31	89%	35
TERRACE AT HOBE SOUND, THE	1	31	3	9%	35
NICEVILLE URGENT CARE		2	33	94%	35
PARKSIDE HEALTH AND REHABILITATION CENTER			35	100%	35
STAT ONE URGENT CARE CENTER		2	33	94%	35
MID-FLORIDA PATHOLOGY, LLC		29	6	17%	35
A & R RESEARCH GROUP		30	5	14%	35
PATHGROUP		9	26	74%	35
ADVENT HEALTH - FISH MEMORIAL		2	33	94%	35
WUESTHOFF MEMORIAL HOSPITAL			35	100%	35
BAYSHORE PATHOLOGY CONSULTANTS PA		34	1	3%	35
P23 LABS		35			35
COLLIER HMA PHYSICIAN MANAGEMENT LLC		26	8	24%	34
POARCH BANC CREEK INDIANS TRIBAL HEALTH DEPARTMENT			34	100%	34
CARE CENTERS OF NASSAU, LLC - HENDRICKS RD		34			34
PARAMOUNT WALK-IN CLINIC		1	33	97%	34
MEDCOMP SCIENCES			34	100%	34
LANDMARK HOSPITAL SOUTHWEST FLORIDA LLC		33	1	3%	34
TUSCAN GARDENS OF DELRAY BEACH MANAGEMENT COMPANY,		34			34
PALM BEACH ATLANTIC UNIVERSITY		33	1	3%	34
S-H THIRTY FIVE OPCO - LUTZ, LLC		33	1	3%	34
STETSON UNIVERSITY STUDENT HEALTH CENTER		3	31	91%	34
RASHDA ALBIBI M.D. P.A.		31	3	9%	34
DUVAL PHARMACY		25	9	26%	34
VIP WALK IN CLINIC		19	15	44%	34
REDI-MED WALK IN FAMILY CLINIC			34	100%	34
JOHN KNOX VILLAGE OF CENTRAL FLORIDA		30	4	12%	34
SOUTHSIDE HOSPITAL NORTHWELL HEALTH LABORATORY		29	5	15%	34
ST. MARYS MEDICAL CENTER		1	33	97%	34
ANDALUSIA HEALTH		17	17	50%	34
BELVEDERE COMMONS OF SUN CITY CENTER		34			34

# COVID-19: testing by laboratory

Data through Feb 14, 2021 verified as of Feb 15, 2021 at 09:25 AM

Data in this report are provisional and subject to change.

The numbers in the table below represent the number of Florida and non-Florida residents for whom test results were received by the Department of Health. A person can be tested by more than one laboratory and can have both positive and negative results. **Therefore, the sum of the numbers in each column will be larger than the total number of people tested.**

Reporting lab	Inconclusive	Negative	Positive	Percent positive	Total
CROSSROADS URGENT CARE		20	14	41%	34
LUTHERAN HAVEN EXTENDED CONGREGATE CAR		34			34
THE MERIDIAN AT BOCA RATON	1	33			34
ENCOMPASS HEALTH REHABILITATION HOSPITAL OF LARGO		31	3	9%	34
LONG TERM CARE OF GULF BREEZE LLC		30	4	12%	34
PRMG - EAST NAPLES		23	11	32%	34
AHSE ROP		32	1	3%	33
METRO KNOXVILLE HMA		25	8	24%	33
REGENCY OAKS HEALTH CENTER		31	2	6%	33
OPTUMCARE SOUTH FLORIDA, LLC		26	7	21%	33
MINUTECLINIC DIAGNOSTIC OF RHODE ISLAND, LLC #1544		32	1	3%	33
BOND CLINIC		3	30	91%	33
LYSTER ACH FT RUCKER AL		30	3	9%	33
SANFORD MOBILE LAB PGA TOUR		32	1	3%	33
FLORIDA PEDIATRIC GROUP PA		28	5	15%	33
AYERS NURSING AND REHABILITATION CENTER		33			33
HARMONY HEALTH OPCO, LLC		15	18	55%	33
LONG ISLAND JEWISH MED CTR		30	3	9%	33
PHYSICIAN ASSOCIATES LLC		26	7	21%	33
COMPLETE HOME CARE OF THE PALM BEACHES LLC		31	2	6%	33
THE SPRINGS OF PARC HILL		32	1	3%	33
UNIVERSITY HOSPITAL		28	5	15%	33
CALHOUN COUNTY HEALTH DEPT		13	20	61%	33
Kensington Gardens		33			33
MAINSTREET FAMILY URGENT CARE		1	32	97%	33
GREENRIDGE GROUP HOME	3	11	19	58%	33
ATRIA WILLOW WOOD		32	1	3%	33
PHOSPHORUS DIAGNOSTICS		27	6	18%	33
PORT SAINT JOHN FAMILY PRACTICE		21	12	36%	33
GRAND VILLA OF DELAND		29	4	12%	33
FHMG-FLORIDA HOSPITAL MEDICAL GROUP		24	9	27%	33
WESTWOOD NURSING AND REHABILITATION		28	5	15%	33
WESTMINSTER ST AUGUSTINE		32			32
CDR MAGUIRE - MIAMI BEACH CC MISSION 17388		2	30	94%	32
ASHTON PLACE	3	25	4	13%	32
AHEC CLINIC		2	30	94%	32
AESTHETIC ENHANCEMENTS		32			32
Heartland Health Care Center North Sarasota		18	14	44%	32
OPIS COQUINA CENTER		32			32
VETERAN AFFAIRS MEDICAL CENTER - JAMES J PETERS		30	2	6%	32
WAVE CREST HEALTH AND REHABILITATION CENTER		30	2	6%	32
IPSUM DIAGNOSTICS		3	29	91%	32
PANCARE HEALTH - BAY COUNTY - YOUNGSTOWN		28	4	13%	32
JACKSON HEALTH SYSTEM		1	31	97%	32
TROPICANA MANUFACTURING COMPANY INC		31	1	3%	32
VETERANS HOME			32	100%	32

# COVID-19: testing by laboratory

Data through Feb 14, 2021 verified as of Feb 15, 2021 at 09:25 AM

Data in this report are provisional and subject to change.

The numbers in the table below represent the number of Florida and non-Florida residents for whom test results were received by the Department of Health. A person can be tested by more than one laboratory and can have both positive and negative results. **Therefore, the sum of the numbers in each column will be larger than the total number of people tested.**

Reporting lab	Inconclusive	Negative	Positive	Percent positive	Total
VILLAGE ON THE ISLE		27	5	16%	32
BENTLEY VILLAGE II		23	9	28%	32
NIGHT LITE PEDIATRICS URGENT CARE CENTER			32	100%	32
PECONIC BAY MEDICAL CENTER LABORATORY		24	8	25%	32
MICHAEL J D'AMBROSE MD PA		29	2	6%	31
DISCOVERY COMMONS AT BRADENTON		31			31
WASHINGTON COUNTY HEALTH DEPARTMENT		19	12	39%	31
AMERICAN ESOTERIC LABORATORIES		15	16	52%	31
UNIPATH		24	7	23%	31
NIGHT LITE PEDIATRIC CENTER		10	21	68%	31
MAKO MEDICAL		17	14	45%	31
TRADITIONAL HOME CARE INC		30	1	3%	31
IMA MEDICAL CENTER		18	13	42%	31
LabCorp L#09258130 M#09258125		12	19	61%	31
FLORIDA STATE HOSPITAL CLINICAL LABORATORY		31			31
CAREHERE LAKE SCHOOLS EMPLOYEE HEALTH CENTER		20	11	35%	31
Gulf Shore Care Center		27	4	13%	31
REGENCY PARK ASSISTED LIVING FACILITY		29	2	6%	31
ADVENTHEALTH MEDICAL GROUP FAMILY MEDICINE AT RDV		31			31
SILVER LAKE PEDIATRICS PA		27	4	13%	31
COLLIER ANESTHESIA PAIN LLC		31			31
MINUTECLINIC DIAGNOSTIC OF HAWAII LLC		28	3	10%	31
LAKE INTERNAL MEDICINE ASSOCIATES PA		26	5	16%	31
CORAL HOUSE ASSISTED LIVING COMMUNITY LLC		31			31
BROOKDALE CANOPY OAKS			31	100%	31
Consulate Health Care of Orange Park		27	4	13%	31
INTERCOASTAL MEDICAL GROUP			31	100%	31
FAMILY HEALTH CENTER		18	13	42%	31
BRANDON COMMUNITY HEALTH CENTER		23	8	26%	31
CLINCLOUD, LLC			30	100%	30
AMEERAH LABS			30	100%	30
ALAN A SMITH MD LLC		29	1	3%	30
BOCA BIOLISTIC REFERENCE LAB			30	100%	30
HERITAGE WATERSIDE		27	3	10%	30
KEY WEST MEDICAL CENTER	1	28	1	3%	30
MIDDLETOWN MEDICAL P C		21	9	30%	30
FLORIDA DEPARTMENT OF HEALTH IN MONROE COUNTY		26	4	13%	30
THE TERRACE AT IVY ACRES ALF		11	19	63%	30
LAKELAND REGIONAL HEALTH GATEWAY CENTER		7	23	77%	30
Okeechobee Health Care Facility		16	14	47%	30
ALWAYS BEST CARE SENIOR SERVICES		27	3	10%	30
ADVENT HEALTH PRIMARY CARE PLUS, WINTER GARDEN		26	4	13%	30
VILLA COURT LLC		30			30
WALK IN MEDICAL URGENT CARE		30			30
PROFESSIONAL PEDIATRICS		28	2	7%	30
NCHD		16	14	47%	30

# COVID-19: testing by laboratory

Data through Feb 14, 2021 verified as of Feb 15, 2021 at 09:25 AM

Data in this report are provisional and subject to change.

The numbers in the table below represent the number of Florida and non-Florida residents for whom test results were received by the Department of Health. A person can be tested by more than one laboratory and can have both positive and negative results. **Therefore, the sum of the numbers in each column will be larger than the total number of people tested.**

Reporting lab	Inconclusive	Negative	Positive	Percent positive	Total
OCOE PEDIATRICS		23	7	23%	30
PRO HEALTH HARMONY		29			29
NEMOURS CHILDRENS CLINIC		22	7	24%	29
VIKOR SCIENTIFIC			29	100%	29
UNION MEDICAL CARE		29			29
COMMUNITY MEDICAL CARE CENTER INC			29	100%	29
SUNTREE INTERNAL MEDICINE		29			29
P4CLINICAL	3	2	24	83%	29
EVERLYWELL		16	13	45%	29
MADISON COUNTY MEMORIAL HOSPITAL LABORATORY		14	15	52%	29
FAMILY CARE PARTNERS URGENT CARE LLC		23	6	21%	29
COLLIER PHARMACY		24	5	17%	29
PANCARE HEALTH - BONIFAY K-8			29	100%	29
SUMTER PEDIATRICS		27	2	7%	29
WEINBERG VILLAGE		28	1	3%	29
MINUTE CLINIC LLC #2216		27	2	7%	29
UNIVERSITY MEDICAL CTR OF PRINCETON AT		27	2	7%	29
GRAND AVENUE RX			29	100%	29
BIGGERS FAMILY MEDICINE PA		28	1	3%	29
COMPREHENSIVE CHILDCARE		23	6	21%	29
NURSES HELPING HANDS INC ALF		29			29
EASYCARE WALK-IN CLINIC		11	18	62%	29
ATRIA SAN PABLO		27	2	7%	29
UNIV OF ROCHESTER-STRONG MEMORIAL HOSP		28	1	3%	29
MAGNOLIA DIAGNOSTICS, LLC		3	26	90%	29
HILA BECKERMAN MD LLC	1	27	1	3%	29
COUNTY OF LOS ANGELES			29	100%	29
PALM GARDEN OF JACKSONVILLE		27	2	7%	29
HEALTH FIRST - VIERA HOSPITAL		1	28	97%	29
UR CARE FAMILY AND SPORTS MEDICINE			29	100%	29
MIAMI CLINICAL RESEARCH CORP			29	100%	29
RENAISSANCE SENIOR LIVING	1	28			29
GARDENS HEALTH NH LLC		29			29
DEPT OF VA MED CENTE-WEST PALM BEACH			29	100%	29
ADVANCE URGENT CARE CENTER, LLC		1	28	97%	29
MICHAEL A VENAZIO MD		26	2	7%	28
BROOKDALE PHILLIPPI CREEK			28	100%	28
DUVAL COUNTY HEALTH DEPARTMENT		28			28
BARTRAM CROSSING		28			28
Cleveland Clinic Laboratories		4	24	86%	28
BAY STREET PHARMACY		26	2	7%	28
WELLMED AT NEW TAMPA		22	6	21%	28
FAMILY CARE PARTNERS		18	10	36%	28
CDC		17	11	39%	28
AMMON ANALYTICAL LABORATORIES		24	4	14%	28
EDEN AT CRESTVIEW		12	16	57%	28

# COVID-19: testing by laboratory

Data through Feb 14, 2021 verified as of Feb 15, 2021 at 09:25 AM

Data in this report are provisional and subject to change.

The numbers in the table below represent the number of Florida and non-Florida residents for whom test results were received by the Department of Health. A person can be tested by more than one laboratory and can have both positive and negative results. **Therefore, the sum of the numbers in each column will be larger than the total number of people tested.**

Reporting lab	Inconclusive	Negative	Positive	Percent positive	Total
LAKELAND NURSING AND REHABILITATION CENTER			28	100%	28
LIGHTHOUSE PEDIATRICS OF NAPLES		24	4	14%	28
MARION PEDIATRICS PA		21	7	25%	28
DAVID LAWRENCE CENTER		24	4	14%	28
PORT ST LUCIE HOSPITAL		25	3	11%	28
ALABAMA CLINICS		15	13	46%	28
FLAGLER HOSPITAL INC	2		26	93%	28
ACTIVE SENIOR LIVING		26	2	7%	28
STATEN ISLAND UNIVERSITY HOSPITAL-POUCH		28			28
BULLS HEAD URGENT CARE		27	1	4%	28
WARDE MEDICAL LABORATORY		20	8	29%	28
GRACE MEDICAL HOME		20	8	29%	28
KEY PRIMARY CARE			28	100%	28
JAMAICA HOSPITAL MEDICAL CENTER		26	2	7%	28
LAKE MARY - STIRLING CENTER SUITE 202			28	100%	28
PINELLAS INTERNAL MEDICINE ASSOCIATES	1	26	1	4%	28
LAKE PLACID HEALTH AND REHABILITATION			27	100%	27
MINUTE CLINIC, LLC DBA MINUTECLINIC #4505		25	2	7%	27
LEXINGTON PLACE SENIOR LIVING COMMUNITY		27			27
HARBORCHASE OF WELLINGTON CROSSING		25	2	7%	27
SANTA BARBARA CARE CENTER		17	10	37%	27
NATIONAL MENTOR HEALTHCARE LLC			27	100%	27
LAKE CO EMPLOYEE HEALTH AND WELLNESS CENTER		25	2	7%	27
BRADFORD COUNTY HEALTH DEPARTMENT		26	1	4%	27
SUNCOAST LABS			27	100%	27
URGENT CARE CENTER			27	100%	27
LABORATORY ALLIANCE OF CENTRAL NEW YORK		26	1	4%	27
Wiregrass Rehabilitation Center and Nursing Home		26	1	4%	27
BROOKDALE BRANDON	1	26			27
EXPRESS CARE OF BELLEVIEW		27			27
RIVERHEAD URGENT CARE		26	1	4%	27
DOT DOC SARASOTA		25	2	7%	27
ATLAN		23	4	15%	27
SPANISH RIVER HIGH SCHOOL ESE		23	4	15%	27
ACCESS 365 URGENT CARE		8	19	70%	27
FAST PACE MEDICAL CLINIC		24	3	11%	27
HEALTHPARK MEDICAL CENTER ABG LAB		26	1	4%	27
BIG BEND CARES, INC		23	4	15%	27
BASSETTI MEDICAL RESEARCH INC		21	6	22%	27
UCLA HEALTHCARE CLINICAL LABS		23	4	15%	27
SOUTHEASTERN OUTPATIENT SURGERY CENTER		26	1	4%	27
COLORADO DEPARTMENT OF HEALTH LABORATORY SERVICES DIVISION			26	100%	26
CERON PEDIATRICS & INTEGRATIVE MEDICIN		26			26
BAPTIST PRIMARY BLACK CREEK SOUTH			26	100%	26
NORTH FLORIDA PEDIATRICS - JACKSONVILLE		22	4	15%	26
OAKTREE HEALTHCARE			26	100%	26

# COVID-19: testing by laboratory

Data through Feb 14, 2021 verified as of Feb 15, 2021 at 09:25 AM

Data in this report are provisional and subject to change.

The numbers in the table below represent the number of Florida and non-Florida residents for whom test results were received by the Department of Health. A person can be tested by more than one laboratory and can have both positive and negative results. **Therefore, the sum of the numbers in each column will be larger than the total number of people tested.**

Reporting lab	Inconclusive	Negative	Positive	Percent positive	Total
WIREGRASS CLINIC LLC		21	5	19%	26
LOOP PEDIATRICS		22	4	15%	26
URGENT FAMILY CARE INC		23	3	12%	26
BROOKDALE SOUTHPOINT			26	100%	26
TGH URGENT CARE - RIVERVIEW			26	100%	26
LPG CONVENIENT CARE AT METRO		25	1	4%	26
THE TRADITION OF THE PALM BEACHES		25	1	4%	26
BROWARD HEALTH IMPERIAL POINT NURSING			26	100%	26
THE MINIER URGENT CARE		20	6	23%	26
STUART REHABILITATION AND HEALTHCARE		12	14	54%	26
ADVENT HEALTH PARTIN SETTLEMENT HEALTH PARK		18	8	31%	26
FLORIDA ATLANTIC UNIVERSITY		23	3	12%	26
MILLENNIA ADVANCED SCIENTIFIC LLC			26	100%	26
PALMS, THE		26			26
BODYK		22	4	15%	26
PERDIDO URGENT CARE		1	25	96%	26
PULMONARY SPECIALISTS OF THE PALM BEACHES		16	10	38%	26
VETERANS AFFAIRS MEDICAL CENTER - NEW YORK HARBOR		25	1	4%	26
LOT HEALTH SERVICES	1	25			26
PREMIER URGENT CARE CENTER LLC			26	100%	26
ADVANCED URGENT CARE		12	14	54%	26
WEST BROWARD CARE CENTER		24	2	8%	26
ASTORIA HEALTH AND REHABILITATION CENTER		25	1	4%	26
MONTEFIORE NEW ROCHELLE HOSPITAL		24	2	8%	26
ST PETER'S BENDER LABORATORY		25	1	4%	26
ATRIA LADY LAKE		26			26
PALM BEACH COUNTY FIRE RESCUE		24	2	8%	26
MONCRIEF ARMY HEALTH CLINIC			26	100%	26
EAST HILL MEDICAL GROUP		17	8	32%	25
DCH REGIONAL MEDICAL CENTER LABORATORY		24	1	4%	25
PINES NURSING HOME		24	1	4%	25
SANITAS		4	21	84%	25
WAKULLA COUNTY HEALTH DEPARTMENT		11	14	56%	25
FREEDOM SQUARE NURSING CENTER		17	8	32%	25
RAINBOW PEDIATRICS		1	24	96%	25
COLONY CARE CENTER		16	9	36%	25
RJ LEE GROUP	1	23	1	4%	25
ST. CLOUD HOSPITAL		20	5	20%	25
CHILDREN'S MEDICAL CENTER			25	100%	25
M&V SAN JOSE MEDICAL CENTER			25	100%	25
LAKES DIALYSIS CENTER INC			25	100%	25
SOMA MEDICAL CENTER PA #3			25	100%	25
THE WATERMARK AT VISTAWILLA		25			25
UNION CHD		22	3	12%	25
AVOW HOSPICE INC		25			25
WOMENS CARE FLORIDA LABORATORY		25			25

# COVID-19: testing by laboratory

Data through Feb 14, 2021 verified as of Feb 15, 2021 at 09:25 AM

Data in this report are provisional and subject to change.

The numbers in the table below represent the number of Florida and non-Florida residents for whom test results were received by the Department of Health. A person can be tested by more than one laboratory and can have both positive and negative results. **Therefore, the sum of the numbers in each column will be larger than the total number of people tested.**

Reporting lab	Inconclusive	Negative	Positive	Percent positive	Total
Lanier Rehab			25	100%	25
SYNIVERSE WELLNESS CENTER		21	4	16%	25
ADVENTHEALTH MEDICAL GROUP FAMILY MEDICINE		24	1	4%	25
GULFSIDE HOSPICE INC		22	3	12%	25
FEDERAL PRISON CAMP PENSACOLA			25	100%	25
WEISS PEDIATRIC CARE LLC		16	9	36%	25
TALLAHASSEE DEVELOPMENTAL CENTER□		24	1	4%	25
ADVENT HEALTH - LAKE MARY PEDIATRICS		16	9	36%	25
ARCPPOINT LABS OF FORT LAUDERDALE		25			25
OAKMONTE VILLAGE		24	1	4%	25
CHILDRENS MEDICAL CENTER			25	100%	25
VASSAR BROTHERS MEDICAL CENTER LABORATORY		24	1	4%	25
MINUTECLINIC DIAGNOSTIC OF RHODE ISLAND, LLC #212		25			25
GASTROENTEROLOGY ASSOCIATES OF PENSACOLA PA		22	3	12%	25
WESTPAC LABS		1	24	96%	25
WESTMINSTER WOODS ON JULINGTON CREEK		22	2	8%	24
MED PLUS FLORENCE		20	4	17%	24
LABORATORY DYNAMICS		20	4	17%	24
HERITAGE OAKS ASSISTED LIVING & MEMORY CARE		20	4	17%	24
PHYSICIANS PRIMARY CARE OF SW FLORIDA PL		24			24
HEALTH MED CENTERS		24			24
SUNQUEST		3	21	88%	24
MARYLAND DEPARTMENT OF HEALTH			24	100%	24
AIR, LAND & SEA PHYSICALS & CONSULTATIONS, LLC		23	1	4%	24
THE CHAPPEL GROUP RESEARCH		24			24
THE LODGE AND REHABILITATION CENTER		9	15	63%	24
MADWAR		19	5	21%	24
AVENTIS BIO-SERVICES CTL		24			24
PRIME CARE ONE LLC/HARBORCHASE OF VENICE			24	100%	24
VILLAGES REHABILITATION AND NURSING CENTER		24			24
TARPON BAYOU CENTER			24	100%	24
MINUTECLINIC DIAGNOSTIC OF SOUTH CAROL		22	2	8%	24
ABL MEDICAL CARE LLC			24	100%	24
WELLOW URGENT CARE		23	1	4%	24
AMELIA ASSISTED LIVING FACILITY		24			24
ST JOSEPHS CHILDRENS OUTREACH			24	100%	24
FAMILY AND INTERNAL MEDICINE AT AVALON PARK		21	3	13%	24
EPIC REFERENCE LABS INC			24	100%	24
Bon Secours Maria Manor		19	5	21%	24
MIRIMUS CLINICAL LABS		11	13	54%	24
RESIDENCE AT BAY VUE		23	1	4%	24
JOSEF SCHENKER MD PC		24			24
THE COMMONWEALTH OF MASSACHUSETTS			24	100%	24
SENIOR HEALTH OF WINTER PARK DUNDEE		24			24
MINUTE CLINIC DIAGNOSTIC OF SC, LLC #75		23	1	4%	24
ORANGE PEDIATRICS			24	100%	24

# COVID-19: testing by laboratory

Data through Feb 14, 2021 verified as of Feb 15, 2021 at 09:25 AM

Data in this report are provisional and subject to change.

The numbers in the table below represent the number of Florida and non-Florida residents for whom test results were received by the Department of Health. A person can be tested by more than one laboratory and can have both positive and negative results. **Therefore, the sum of the numbers in each column will be larger than the total number of people tested.**

Reporting lab	Inconclusive	Negative	Positive	Percent positive	Total
MADISON COUNTY MEMORIAL HOSP		12	12	50%	24
HENNEPIN COUNTY MEDICAL CENTER (HCMC)		13	11	46%	24
MD BEAUTY LABS, PA		22	2	8%	24
ATRIA AT ST JOSEPHS		24			24
CENTRAL FLORIDA HEALTH CARE INC WAUCHULA SITE 2		17	7	29%	24
RESIDENTIAL PLAZA AT BLUE LAGOON INC		21	3	13%	24
STEWART MELBOURNE HOSPITAL			24	100%	24
COURTYARDS OF ORLANDO		24			24
SARASOTA MEMORIAL NURSING & REHABILITATION CTR		23			23
BROOKWOOD BAPTIST MEDICAL CENTER		22	1	4%	23
PHYSICIANS STAT		3	20	87%	23
MIGUEL E TREVINO MD PA		19	4	17%	23
WUESTHOFF MEDICAL CENTER-MELBOURNE			23	100%	23
BROOKDALE UNIVERSITY HOSPITAL		22	1	4%	23
FORT CAROLINE GARDENS, INC		21	2	9%	23
COLORADO DEPARTMENT OF PUBLIC HEALTH AND ENVIRONMENT			23	100%	23
EGL GENETIC DIAGNOSTICS		1	22	96%	23
SUNSHINE ASSISTED LIVING		23			23
APOLLO HEALTH & REHABILITATION		17	6	26%	23
MINUTECLINIC, LLC		19	4	17%	23
SUMMIT MEDICAL GROUP - 75 E NORTHFIELD		21	2	9%	23
ISLAND COAST PEDIATRICS PA		22	1	4%	23
PINELLAS 1 HOME HEALTH CARE CORP		23			23
CHIPOLA MEDICAL ASSOCIATES		4	19	83%	23
GOOD SAMARITAN HOSPITAL LABORATORY		20	3	13%	23
FINLAY C. LABORATORY		3	20	87%	23
EP MEDICAL EQUIPMENT PHARMACY		21	2	9%	23
ISLAMORADA VILLAGE OF ISLANDS FIRE RESCUE		22	1	4%	23
PARK WEST MEDICAL CENTER		22	1	4%	23
Summit Medical Group Westfield Lab		20	3	13%	23
UNIVERSITY HILLS HEALTH AND REHABILITATION CENTER		18	5	22%	23
UF HEALTH NORTH JACKSONVILLE			23	100%	23
CANTON-POTSDAM HOSPITAL LABORATORY		23			23
WOODHOUSE INC		17	6	26%	23
NEW JERSEY		22	1	4%	23
NOBLE SENIOR LIVING		3	20	87%	23
LAKEVIEW HEALTH CARE SYSTEMS		9	14	61%	23
COASTAL SKIN SURGERY AND DERMATOLOGY		16	7	30%	23
STATE LAB		2	21	91%	23
MINUTECLINIC DIAGNOSTIC OF MICHIGAN		21	2	9%	23
DIACARTA INC.		22			22
ENGLEWOOD HOSPITAL AND MEDICAL CENTER		17	5	23%	22
FIRST CHOICE PEDIATRICS LOOP		20	2	9%	22
MOBILE DIVISION LABORATORY		7	15	68%	22
ROCKLEDEGE REGIONAL MEDICAL CENTER		17	5	23%	22
THORNBURG PEDIATRICS		21	1	5%	22



# COVID-19: testing by laboratory

Data through Feb 14, 2021 verified as of Feb 15, 2021 at 09:25 AM

Data in this report are provisional and subject to change.

The numbers in the table below represent the number of Florida and non-Florida residents for whom test results were received by the Department of Health. A person can be tested by more than one laboratory and can have both positive and negative results. **Therefore, the sum of the numbers in each column will be larger than the total number of people tested.**

Reporting lab	Inconclusive	Negative	Positive	Percent positive	Total
ADVENT HEALTH EXPRESS		9	13	59%	22
APOLLO SURGERY CENTER		20	2	9%	22
SOUTHCOR LABORATORY		2	20	91%	22
MID FLORIDA PATHOLOGY LLC		21	1	5%	22
STEWART MEDICAL GROUP INC			22	100%	22
SEAGRASS VILLAGE			22	100%	22
HUNT CLUB PEDIATRIC ASSOCIATES LLC		19	3	14%	22
CARILLON SPORTS AND FAMILY MEDICINE		18	4	18%	22
VICK STREET MANOR		22			22
NOVANT HEALTH		16	6	27%	22
CARENOW - DOWNTOWN NORTH GULCH		22			22
TEN HEALTHCARE		6	16	73%	22
EBEIDS MD PEDIATRICS		19	3	14%	22
FLORIDA PEDIATRICS		6	16	73%	22
CVS MINUTE CLINIC DIAGNOSTIC OF NORTH CAROL		16	6	27%	22
LAKE COUNTY SCHOOLS EMPLOYEE HEALTH CENTER		15	7	32%	22
PALMETTO PEDIATRICS			22	100%	22
GROWING TOGETHER PEDIATRICS, LLC		18	4	18%	22
MINUTECLINIC DIAGNOSTIC OF NORTH CAROLINA		22			22
KRYSTAL BAY NURSING AND REHABILITATION		18	4	18%	22
GLEN COVE HOSPITAL		22			22
FLORIDA HOSPITAL LABS		12	10	45%	22
PULSE MEDICAL GROUP INC			22	100%	22
D W MCMILLAN MEMORIAL HOSPITAL		11	11	50%	22
GRAND LIVING AT LAKEWOOD RANCH		22			22
ELAN SPANISH SPRINGS		4	18	82%	22
MAYO CLINIC JACKSONVILLE		1	21	95%	22
URGENT CARE USA			22	100%	22
LONG ISLAND UNIVERSITY - POST CAMPUS		22			22
ROADS PEDIATRICS,LLC		20	2	9%	22
UNIV OF NORTH ALABAMA HEALTH CENTER		21	1	5%	22
ST VINCENTS PRIMARY CARE		18	4	18%	22
MARTHA'S HOUSE & ASSISTED LIVING FACILITY		22			22
MINUTECLINIC, LLC #08366		16	5	24%	21
FLORIDA ENDOSCOPY & SURGERY CTR LLC		21			21
ADVENTHEALTH MEDICAL GROUP FAMILY & INTERNAL		9	12	57%	21
ASSISTED LIVING OF BROWARD		21			21
BUREAU OF PUBLIC HEALTH	1	2	18	86%	21
FORT SANDERS REGIONAL LABORATORY		21			21
OLIVE BRANCH HEALTH AND REHABILITATION CENTER			21	100%	21
ST JUDE CHILDRENS RESEARCH HOSPITAL		21			21
JUPITER MEDICAL CENTER PHYSICIANS GROUP, INC		19	2	10%	21
TIFFANY LAKE CARE CENTERS INC		21			21
ARCPPOINT LABS OF WEST PALM BEACH			21	100%	21
LONG BEACH URGENT CARE		21			21
VIRTUA		17	4	19%	21

# COVID-19: testing by laboratory

Data through Feb 14, 2021 verified as of Feb 15, 2021 at 09:25 AM

Data in this report are provisional and subject to change.

The numbers in the table below represent the number of Florida and non-Florida residents for whom test results were received by the Department of Health. A person can be tested by more than one laboratory and can have both positive and negative results. **Therefore, the sum of the numbers in each column will be larger than the total number of people tested.**

Reporting lab	Inconclusive	Negative	Positive	Percent positive	Total
SENIOR LIVING IV SUN CITY LLC		14	7	33%	21
PALMS MEDICAL GROUP - LAKE CITY WEST		3	18	86%	21
ROCKLEDGE FAMILY HEALTH			21	100%	21
LIFE CARE CENTER OF JACKSONVILLE			21	100%	21
PREMIUM HEALTH SERVICES OF TAMPA BAY LLC		11	10	48%	21
INTERNATIONAL MEDICAL LABORATORY INC		21			21
HUNTINGTON STATION URGENT CARE		20	1	5%	21
NAPHCARE, INC.		11	10	48%	21
SOUTH CAROLINA DEPT OF HEALTH AND ENVIRONMENT CONTROL		2	19	90%	21
DALE MEDICAL CENTER		16	5	24%	21
CARESPOT		1	20	95%	21
CLINICAL PATHOLOGY LABORATORIES SOUTHEAST			21	100%	21
CENTER ONE SURGERY CENTER		17	4	19%	21
NORTH PINELLAS CHILDRENS MEDICAL CENTER			21	100%	21
UPMC CHAUTAUQUA AT WCA LABORATORY		20	1	5%	21
ARDEN COURTS OF WINTER SPRINGS		18	3	14%	21
MD NOW MEDICAL CENTERS INC		1	20	95%	21
CONNECTDX		6	15	71%	21
MORNINGSIDE MANOR & VILLA ADULT CARE C		21			21
GREEN GABLES ASSISTED LIVING FACILITY		21			21
COASTAL COMPLETE CARE		11	10	48%	21
CLEARWATER EMPLOYEE HEALTH CLINIC		7	14	67%	21
PHYSICIANS CARE		18	3	14%	21
RAINBOW PEDIATRIC CENTER		2	18	90%	20
ROCKLAND URGENT CARE FAMILY HEALTH NP		20			20
REDITUS LABORATORIES			20	100%	20
Clearwater Center		9	11	55%	20
ESTATES MEDICAL CENTER		12	8	40%	20
POINT OF CARE CLINICS PRIMARY CARE		20			20
HOLIDAY MEDICAL ASSOCIATES		1	19	95%	20
BETHESDA HEALTH PHYSICIAN GROUP INC			20	100%	20
TGH MEDICAL GROUP LABORATORY CARROLLWOOD			20	100%	20
BROOKDALE MANDARIN CENTRAL		7	13	65%	20
SHORE MEMORIAL HOSPITAL		17	3	15%	20
GERALD J KIVETT MD		18	2	10%	20
CIGNA PBSO WEST PALM			20	100%	20
NASSAU COUNTY JAIL		19	1	5%	20
CAPE CORAL HOSPITAL ABG LABORATORY		10	10	50%	20
JEFFERSON K-12, A SOMERSET SCHOOL- CLINIC		17	3	15%	20
ROBERT H JENKINS JR VETERANS' DOMICILIARY HOME OF		17	3	15%	20
SOUTH CAROLINA DEPARTMENT OF HEALTH			20	100%	20
UAH STUDENT HEALTH CENTER		13	7	35%	20
KIVA AT CANTERBURY, LLC		20			20
HOWARD BEACH URGENT CARE		20			20
HOLLISMED LLC		19	1	5%	20
MEDICAL EXPRESS CORP		18	2	10%	20

# COVID-19: testing by laboratory

Data through Feb 14, 2021 verified as of Feb 15, 2021 at 09:25 AM

Data in this report are provisional and subject to change.

The numbers in the table below represent the number of Florida and non-Florida residents for whom test results were received by the Department of Health. A person can be tested by more than one laboratory and can have both positive and negative results. **Therefore, the sum of the numbers in each column will be larger than the total number of people tested.**

Reporting lab	Inconclusive	Negative	Positive	Percent positive	Total
SOUTH FLORIDA DIALYSIS CENTER		8	12	60%	20
CONSOLIDATED LAB SERVICES		10	10	50%	20
HARBOUR ISLAND PEDIATRICS		12	8	40%	20
BAY PEDIATRICS PA		18	2	10%	20
MORRIS PARK URGENT CARE		17	3	15%	20
PROFESSIONAL PARK PEDIATRICS PA			20	100%	20
MAGNOLIA PEDIATRICS		2	18	90%	20
CARESPOT OF NOCATEE		1	19	95%	20
LAKE WORTH MANOR		19	1	5%	20
ROSLYN URGENT CARE		20			20
TOTTENVILLE CIRCLE URGENT CARE		20			20
MINUTE CLINIC DIAGNOSTIC OF VIRGINIA		16	4	20%	20
CL BRUMBACK PRIMARY CARE CLINIC LANTANA		2	18	90%	20
HALIFAX HEALTH URGENT CARE		3	17	85%	20
ISLAND LAKE CENTER		4	16	80%	20
ERIC C MARSHAL MD, PC DBA MINUTECLINIC		19	1	5%	20
PONCE PLAZA NURSING & REHAB CENTER		4	16	80%	20
HEALTHY MINORS, LLC.		20			20
BEST MEDICAL CENTER		11	9	45%	20
HENDRY REGIONAL CORPORATE HEALTH			20	100%	20
ADVENT HEALTH MEDICAL GROUP- FAMILY MEDICINE AT DR. PHILIPS		15	5	25%	20
INTEGRATED REGIONAL LABORATORIES - LARGO			19	100%	19
MEDEXPRESS - BLOOMIN BRANDS		4	15	79%	19
NEWYORK-PRESBYTERIAN/ LAWRENCE HOSPITAL LABORATORY		17	2	11%	19
GOOD SAMARITAN SOCIETY OF DAYTONA		16	3	16%	19
WELLMED AT LAKE COPELAND		13	6	32%	19
ALAN SERURE MD		19			19
REGENCY SQUARE MALL - SEARS		3	16	84%	19
SEVEN RIVERS REGIONAL MEDICAL CENTER		5	14	74%	19
Sovereign Laboratory Services, LLC		17	2	11%	19
MEDEXPRESS URGENT CARE - BLOOMINGTON		16	3	16%	19
ALL PEDIATRIC CARE			19	100%	19
PRIMECARE OF DOTHAN-DALEVILLE CLINIC		14	5	26%	19
MICHELLE S PAGE MD PA		18	1	5%	19
COOPER HEALTHCARE		19			19
MED HEALTH SERVICES		18	1	5%	19
ASURANCE SCIENTIFIC LABORATORIES		19			19
LOVING CARE OF THE TREASURE COAST LLC	1	13	5	26%	19
OHIO CVS STORES, LLC DBA		17	2	11%	19
NO NAME		8	11	58%	19
Salerno Bay Health & Rehabilitation Center		13	6	32%	19
SONATA BOYNTON BEACH		17	2	11%	19
SOLE HEALTH LLC		19			19
GRAND VILLA OF ST. PETERSBURG		17	2	11%	19
ESOTERIX GENETIC LABORATORIES		16	3	16%	19
GUIDEWELL EMERGENCY MEDICINE DOCTORS LLC		4	15	79%	19

# COVID-19: testing by laboratory

Data through Feb 14, 2021 verified as of Feb 15, 2021 at 09:25 AM

Data in this report are provisional and subject to change.

The numbers in the table below represent the number of Florida and non-Florida residents for whom test results were received by the Department of Health. A person can be tested by more than one laboratory and can have both positive and negative results. **Therefore, the sum of the numbers in each column will be larger than the total number of people tested.**

Reporting lab	Inconclusive	Negative	Positive	Percent positive	Total
TEXAS DEPARTMENT OF STATE HEALTH SERVICES		3	16	84%	19
NEW YORK PRESBYTERIAN - ALLEN HOSPITAL		19			19
CRESTVIEW IMMEDIATE CARE LL			19	100%	19
TOTAL ACCESS URGENT CARE			19	100%	19
ST VINCENT'S EAST		17	2	11%	19
MONROE COUNTY DETENTION CENTER			19	100%	19
ROWLETT MIDDLE ACADEMY		17	2	11%	19
ROYAL PALM MEDICAL GROUP, INC		19			19
BRIDGEWAY HEALTH CLINICS INC			19	100%	19
NANO HEALTH ASSOCIATES LLC		19			19
MARATHON HEALTH FOR LIFE		16	3	16%	19
WINSHIPS PHARMACY INC		19			19
JACKSON NORTH MEDICAL CENTER		2	17	89%	19
BAYVIEW MEDICAL		19			19
LAB INTERMARKET FACILITY LAB		1	18	95%	19
FLORIDA COMMUNITY HEALTH CENTER OF ST. LUCIE		1	18	95%	19
STONE WASH CLINICAL LABORATORIES		2	17	89%	19
BITTINGS APOTHECARY INC		15	4	21%	19
JUPITER MEDICAL CENTER			19	100%	19
CLERMONT ADVENTHEALTH CENTRA CARE		1	18	95%	19
CORRECTIONAL MEDICAL GROUP		14	5	26%	19
JUST FOR KIDS PEDIATRICS		5	13	72%	18
CENTERPLACE HEALTH		2	16	89%	18
TIMBERLANE LODGE ALF	1	10	7	39%	18
CENTRAL FLORIDA PEDIATRIC URGENT CARE LLC		16	2	11%	18
MINUTECLINIC DIAGNOSTIC PA		16	2	11%	18
COASTAL FAMILY PRACTICE		10	8	44%	18
TENNESSEE DEPARTMENT OF HEALTH		14	4	22%	18
OSCEOLA ALF OPERATOR, LLC DBA□		18			18
MADISON CORE LABORATORIES		17	1	6%	18
ADIRONDACK MEDICAL CENTER		18			18
WALGREENS COVID-19		14	4	22%	18
MINUTECLINIC DIAGNOSTIC OF LOUISIANA		17	1	6%	18
ST JOSEPHS HOSPITAL SOUTH HOSPITAL			18	100%	18
WALGREEN EASTERN CO, INC		18			18
OCEANSIDE URGENT CARE		18			18
AR ANESTHESIA LLC		17	1	6%	18
ODYSSEY HEALTHCARE OF MARION COUNTY, LLC		17	1	6%	18
COMMONWEALTH OF MASSACHUSETTS			18	100%	18
BOZEMAN HEALTH DEACONESS HOSPITAL		13	5	28%	18
CARDIOLOGY AND MEDICINE ASSOCIATES INC		18			18
UM MILLER SCHOOL OF MEDICINE			18	100%	18
MOORINGS PARK OAKSTONE AT GREY OAKS		17	1	6%	18
MINUTECLINIC DIAGNOSTIC OF RHODE ISLAND, LLC #590		17	1	6%	18
UTAH DEPARTMENT OF HEALTH			18	100%	18
KIVA AT CANTERBURY		1	17	94%	18

# COVID-19: testing by laboratory

Data through Feb 14, 2021 verified as of Feb 15, 2021 at 09:25 AM

Data in this report are provisional and subject to change.

The numbers in the table below represent the number of Florida and non-Florida residents for whom test results were received by the Department of Health. A person can be tested by more than one laboratory and can have both positive and negative results. **Therefore, the sum of the numbers in each column will be larger than the total number of people tested.**

Reporting lab	Inconclusive	Negative	Positive	Percent positive	Total
HARTFORD HOSPITAL ANCILLARY LAB		17	1	6%	18
ENCOMPASS HEALTH REHABILITATION HOSPITAL OF SARASOTA		18			18
XPRESS WELLNESS URGENT CARE			18	100%	18
TOTAL RENAL LABORATORIES INC		13	5	28%	18
TPCA CLINICAL LABORATORIES		15	3	17%	18
AURORA DIAGNOSTICS		6	12	67%	18
DEPT OF VA MEDICAL CENTER - BAY PINES			18	100%	18
JOSEPH SCHENKER MD PC DBA CENTERS URGENT		16	2	11%	18
HUNT CLUB MEDICAL		13	5	28%	18
BAPTIST HEALTH URGENT CARE AT WEST BOCA		18			18
MCWHORTER SCHOOL OF PHARMACY		18			18
MINUTECLINIC DIAGNOSTIC MEDICAL GROUP		17	1	6%	18
GENTIVA HEALTH SERVICES		16	2	11%	18
WELLMED AT PLANT CITY		10	8	44%	18
GENERAL INTERNAL MEDICINE MEDICAL CTR CLINIC		13	5	28%	18
ST. JUDES LABORATORIES		12	6	33%	18
SPRINGWOOD COURT		13	5	28%	18
Wesley Place on Honeysuckle		16	2	11%	18
MARION COUNTY HEALTH DEPARTMENT		17	1	6%	18
CITRUS CARE CLINIC			18	100%	18
FAMILY CARE CYPRESS CREEK		1	17	94%	18
MARQUES PEDIATRICS			18	100%	18
MINUTECLINIC DIAGNOSTIC OF NORTH CAROLINA PC		15	3	17%	18
MINIMALLY INVASIVE VASCULAR INC		16	2	11%	18
PEDIATRIC SERVICES AND BREATHING CENTER PA		13	5	28%	18
SOUTH NASSAU COMMUNITIES HOSPITAL		14	4	22%	18
WINTER PARK FAMILY PRACTICE LLC		17			17
PARRISH HEALTH CENTER		14	3	18%	17
TREASURE COAST PEDIATRICS PA		14	3	18%	17
WELLINGTON FAMILY PRACTICE		13	4	24%	17
INN AT LAKE SEMINOLE SQUARE, THE		17			17
BIOREFERENCE LABORATORIES INC		3	14	82%	17
ASCENSION ST VINCENT'S PRIMARY CARE			17	100%	17
COAST MED URGENT CARE		16	1	6%	17
Z UROLOGY		17			17
THE CANOPY AT HARPER LAKE	1		16	94%	17
CHARLOTTE CHD PORT CHARLOTTE		14	3	18%	17
FUNGAL REFERENCE LABORATORY		12	5	29%	17
GLEN OAKS URGENT CARE		16	1	6%	17
GUARDANT HEALTH		12	5	29%	17
SUNSHINE PEDIATRICS OF CENTRAL FLORIDA PL		15	2	12%	17
BARTON FAMILY PRACTICE		8	9	53%	17
Ocala Oaks Rehabilitation Center		12	5	29%	17
URGENT CARE AT LONGWOOD			17	100%	17
BHA CENTRAL COUNTY CLINIC		1	16	94%	17
BAY BREEZE HEALTH AND REHABILITATION CENTER		9	8	47%	17

# COVID-19: testing by laboratory

Data through Feb 14, 2021 verified as of Feb 15, 2021 at 09:25 AM

Data in this report are provisional and subject to change.

The numbers in the table below represent the number of Florida and non-Florida residents for whom test results were received by the Department of Health. A person can be tested by more than one laboratory and can have both positive and negative results. **Therefore, the sum of the numbers in each column will be larger than the total number of people tested.**

Reporting lab	Inconclusive	Negative	Positive	Percent positive	Total
DIXIE COUNTY HEALTH DEPARTMENT		11	6	35%	17
BAYCARE HEALTH SYSTEMS, LLC			17	100%	17
HELIX DIAGNOSTICS			17	100%	17
BAYCARE MEDICAL GROUP INC			17	100%	17
UVMCM MICROBIOLOGY		16	1	6%	17
DIEGO FALLON MD PA		6	11	65%	17
TENDER CARE ALF		17			17
VALLEY IMMEDIATE CARE		15	2	12%	17
ROSS MEDICAL GROUP			17	100%	17
NEW YORK METHODIST HOSPITAL		13	4	24%	17
MINUTECLINIC DIAGNOSTIC OF ILLINOIS L		14	3	18%	17
CARENOW URGENT CARE-BRENTWOOD		11	6	35%	17
JESSIE TRICE COMMUNITY HEALTH SYSTEM, INC		1	16	94%	17
URGENT CARE WEST CLINIC		14	3	18%	17
MD PLUS URGENT CARE, LLC			17	100%	17
MARCO DRUGS AND COMPOUNDING		13	4	24%	17
GRAND VILLA OF ALTAMONTE SPRINGS		10	7	41%	17
ST ELIZABETH MEDICAL CENTER LABORATORY		16	1	6%	17
HEALTHCARE NOW			17	100%	17
MEADOWCREST FAMILY PHYSICIANS PA			17	100%	17
BAYFRONT HMA CONVENIENT CARE, LLC		2	15	88%	17
RESOLVE MOLECULAR DIAGNOSTICS		13	4	24%	17
BROOKDALE ST AUGUSTINE			17	100%	17
ORLANDO FAMILY MEDICINE		7	10	59%	17
SRMC AVALON		9	7	44%	16
HEALTH CENTRAL HOSPITAL			16	100%	16
STARLING AT NOCATEE			16	100%	16
DARDEN WELLNESS CENTER		13	3	19%	16
REHAB AND HEALTHCARE CENTER OF CAPE CORAL		16			16
JOSEPH MIGNOGNA		13	3	19%	16
URGENT CARE CLINIC OF LINCOLN		14	2	13%	16
OKEECHOBEE HEALTHCARE FACILITY			16	100%	16
MINUTE CLINIC DIAGNOSTIC OF NEW JERSEY		16			16
PANAMA CITY VITAS HOSPICE		16			16
ST CATHERINE OF SIENA HOSPITAL		14	2	13%	16
ADVENTHEALTH MEDICAL GROUP PULMONOLOGY		14	2	13%	16
CARESPOT EXPRESS HEALTHCARE			16	100%	16
MIRIMUS INC		1	15	94%	16
ALBIBI		1	15	94%	16
MAITLAND PRIMARY CARE		9	7	44%	16
CAREHERE- LCS LEESBURG			16	100%	16
ST AUGUSTINE PLANTATION		1	15	94%	16
SANFORD PEDIATRIC ASSOCIATES, PA		14	2	13%	16
ADVENT HEALTH - ZEPHYRHILLS			16	100%	16
STATEN ISLAND UNIVERSITY HOSPITAL		15	1	6%	16
PROMEDICA LABORATORIES		11	5	31%	16

# COVID-19: testing by laboratory

Data through Feb 14, 2021 verified as of Feb 15, 2021 at 09:25 AM

Data in this report are provisional and subject to change.

The numbers in the table below represent the number of Florida and non-Florida residents for whom test results were received by the Department of Health. A person can be tested by more than one laboratory and can have both positive and negative results. **Therefore, the sum of the numbers in each column will be larger than the total number of people tested.**

Reporting lab	Inconclusive	Negative	Positive	Percent positive	Total
ALL FLORIDA FAMILY & SPORTS MEDICINE		15	1	6%	16
ROBERT WOOD JOHNSON UNIVERSITY HOSP		14	2	13%	16
COLLIER COUNTY JAIL		16			16
NOVANT HEALTH GOHEALTH URGENT CARE-HARRISBURG		8	8	50%	16
FAST TRACK URGENT CARE CENTER - TYRONE			16	100%	16
INTERNAL MEDICINE ASSOCIATES & SPECIALTIES INC		15	1	6%	16
CARE HERE		1	15	94%	16
MINUTECLINIC DIAGNOSTIC OF PENNSYLVANIA		16			16
REGENEXX TAMPA BAY		14	2	13%	16
49D2045214PHYSICIAN OFFICE WAIVER MEDEXPRESS URGENT CARE - HARRISONBURG		7	9	56%	16
MEDEXPRESS URGENT CARE LEWISBURG		15	1	6%	16
MASSACHUSETTS GENERAL HOSPITAL		1	15	94%	16
CLEVELAND CLINIC			16	100%	16
MINUTECLINIC, LLC, DBA MINUTECLINIC #5		13	3	19%	16
TRINITY MEDICAL ASSOCIATES LLC			16	100%	16
KESHAV RX LLC		13	3	19%	16
XERA MED RESEARCH			16	100%	16
FLORIDA HOSPITAL WINTER GARDEN		14	2	13%	16
MEDICINE AT LONGWOOD		16			16
Lab MSMC Hialeah			16	100%	16
CRUCIAL CARE		10	6	38%	16
FLUSHING HOSPITAL MEDICAL CENTER		13	3	19%	16
Citymd Of Lacey		14	2	13%	16
CLEVELAND CLINIC FLORIDA		1	15	94%	16
PRO HEALTH FAMILY PHYSICIANS, NYSTROM		16			16
NORTHWEST FLORIDA SLEEP		1	15	94%	16
MILLENNIUM PHYSICIAN GRP LLC NAPLES PINE RIDGE			16	100%	16
BONIFAY NURSING AND REHABILITATION CENTER			16	100%	16
SHELBY BAPTIST MEDICAL CENTER		11	5	31%	16
MULBERRY'S MOBILE PROVIDER SERVICES LLC		1	14	93%	15
PATHLINE			15	100%	15
BESSENT ROAD GROUP HOME		15			15
WALK IN URGENT CARE			15	100%	15
AJU GEORGE MD PA			15	100%	15
MILTON 4707		15			15
MEDEXPRESS URGENT CARE, MOON TOWNSHIP		14	1	7%	15
URGENT TEAM		12	3	20%	15
COMMUNITY HEALTH OF SOUTH FLORIDA INC			15	100%	15
BAPTIST MEMORIAL HEALTH CARE		13	2	13%	15
Astoria Health and Rehab		15			15
HODGES CLUSTER		2	13	87%	15
OCEAN REEF MEDICAL CENTER, LLC			15	100%	15
CHURCH OF SCIENTOLOGY FLAG SERVICE ORGANIZATION		14	1	7%	15
BLOUNT MEMORIAL HOSPITAL		13	2	13%	15
TMH FSU RAPID LABORATORY		2	13	87%	15
SINAI HOSPITAL OF BALTIMORE		15			15

# COVID-19: testing by laboratory

Data through Feb 14, 2021 verified as of Feb 15, 2021 at 09:25 AM

Data in this report are provisional and subject to change.

The numbers in the table below represent the number of Florida and non-Florida residents for whom test results were received by the Department of Health. A person can be tested by more than one laboratory and can have both positive and negative results. **Therefore, the sum of the numbers in each column will be larger than the total number of people tested.**

Reporting lab	Inconclusive	Negative	Positive	Percent positive	Total
ABSOLUTE HEALTH INTERNAL MEDICINE AND PEDIATRICS		12	3	20%	15
PASSPORT HEALTH ORLANDO		15			15
MEADOWCREST MOLECULAR DIAGNOSTICS, LLC			15	100%	15
BAYCARE MEDICAL GROUP INC			15	100%	15
ORLANDO HEALTH		2	13	87%	15
COMMUNITY HEALTH OF SOUTH FLORIDA			15	100%	15
BAPTIST MEDICAL CENTER EAST		11	4	27%	15
DIATHERIX		13	2	13%	15
TELEVISIT MALABAR PEDIATRICS		5	10	67%	15
EXPRESS FAMILY CARE LLC			15	100%	15
BOCA SIMON LAB		1	14	93%	15
BAYLOR GENETICS		6	9	60%	15
ENT AND ALLERGY ASSOCIATES OF FLORIDA LLC		14	1	7%	15
HOLLEY-NAVARRE MEDICAL CLINIC		5	10	67%	15
MINUTECLINIC DIAGNOSTICS MEDICAL GROUP		14	1	7%	15
ST LUCIE COUNTY JAIL		9	6	40%	15
COLLEGE POINT URGENT CARE		13	2	13%	15
Floral Health and Rehabilitation, LLC		14	1	7%	15
AMERICAN HEALTH ASSOCIATES INC		1	14	93%	15
BVL PEDIATRICS		14	1	7%	15
EASTLAKE PEDIATRICS - TRINITY		15			15
ORLANDO CLINICAL RESEARCH CENTER		13	2	13%	15
PRATTVILLE BAPTIST HOSPITAL		12	3	20%	15
FLORIDA DEPARTMENT OF HEALTH IN HILLSBOROUGH COUNTY		1	14	93%	15
ST ANTHONYS PRIMARY CARE LLC/JACKSON STREET			15	100%	15
AUBURN COMMUNITY HOSPITAL		13	2	13%	15
JOSEF SCHENKER MD PC DBA CENTERS URGENT		14	1	7%	15
MINUTECLINIC DIAGNOSTIC OF TN PC #378		14	1	7%	15
MINUTECLINIC MINUTECLINIC #8746		14	1	7%	15
ENCOMPASS HEALTH REHABILITATION HOSPITAL OF PANAMA CITY		10	5	33%	15
ADVENT HEALTH - KISSIMMEE		5	10	67%	15
EAR NOSE & THROAT ASSOCIATES OF MANATEE PA		15			15
CORE LABORATORY		1	14	93%	15
FAMILY CARE CENTER OF ARLINGTON		10	5	33%	15
MINUTE CLINIC DIAGNOSTIC OF VIRGINIA, LLC		15			15
PALM BEACH GARDENS MEDICAL CENTER			15	100%	15
GRAND VILLA OF NEW PORT RICHEY		8	6	43%	14
EPIPHANY HEALTH		8	6	43%	14
NORTHWESTERN MEMORIAL HOSPITAL			14	100%	14
BOCA SIMON		2	12	86%	14
DOCTORS MEDICAL CENTER OF WALTON COUNTY CLINIC			14	100%	14
HEALTHFIRST ADVENT HEALTH CENTRA CARE COCOA BEACH			14	100%	14
CUSTEAD CARE CENTER HAVEN HOSPICE		12	2	14%	14
SHERMAN-ABRAMS LABORATORY INC		11	3	21%	14
SOUTHEASTERN LABORATORY			14	100%	14
AESTHETIC SURGERY CENTER OF WINTER PARK, THE		13	1	7%	14



# COVID-19: testing by laboratory

Data through Feb 14, 2021 verified as of Feb 15, 2021 at 09:25 AM

Data in this report are provisional and subject to change.

The numbers in the table below represent the number of Florida and non-Florida residents for whom test results were received by the Department of Health. A person can be tested by more than one laboratory and can have both positive and negative results. **Therefore, the sum of the numbers in each column will be larger than the total number of people tested.**

Reporting lab	Inconclusive	Negative	Positive	Percent positive	Total
COMMUNITY HOME HEALTH CARE		14			14
Consulate Health Care of Jacksonville			14	100%	14
MINUTECLINIC, LLC, DBA MINUTECLINIC #2544		13	1	7%	14
INDIANA STATE DEPARTMENT OF HEALTH		1	13	93%	14
MI CASA DORADA ASSISTED LIVING FACILIT		14			14
POLK CHD BARTOW		13	1	7%	14
Terrace of Jacksonville			14	100%	14
SIDDH INC DBA SAN CARLOS PHARMACY		12	2	14%	14
ALAN L MELOTEK MD		14			14
FORT HAMILTON URGENT CARE		14			14
FAMILY CARE			14	100%	14
TALLAHASSEE PRIMARY CARE ASSOCIATES PA		12	2	14%	14
Conway Lakes Health and Rehabilitation Center		14			14
ST JOSEPH HOSPITAL		13	1	7%	14
STATMED OCALA			14	100%	14
NORTHWEST FLORIDA ENT, PA		5	9	64%	14
OPIS ISLAND LAKE CENTER		13	1	7%	14
LAKEWOOD RANCH MEDICAL CENTER CLINICAL LAB			14	100%	14
BREVARD HEALTH ALLIANCE INC, THE		9	5	36%	14
Belleair Healthcare Center		8	6	43%	14
HUDSON VALLEY HOSPITAL CENTER LABORATORY		13	1	7%	14
SANDALWOOD NURSING CENTER		14			14
STAT MEDICAL CLINIC III INC		9	5	36%	14
BASSETTI & ASSOCIATES, MD, PA			14	100%	14
VIERA FAMILY MEDICINE AND WELLNESS		10	4	29%	14
RIVERSIDE COTTAGES AT THE SHORES, LLC			14	100%	14
SOUTHEASTERN UNIVERSITY INC		14			14
ARDEN COURTS OF PALM HARBOR			14	100%	14
PBSO WEST PALM FAMILY PRACTICE		1	13	93%	14
BENTON HOUSE OF PORT ORANGE		8	6	43%	14
The Evangelical Lutheran Good Samaritan Society		14			14
BAPTIST URGENT CARE		12	2	14%	14
DAVITA DIALYSIS		4	10	71%	14
MEDEMERGE		13	1	7%	14
LAKE HOWARD HEIGHTS	1	11	2	14%	14
LAKELAND HILLS CENTER		7	7	50%	14
GRACE WELLNESS CENTER		3	11	79%	14
OPTIONS FOR SENIORS INC DBA PALM KREST MANOR		12	2	14%	14
CALLAWAY CLINIC		9	5	36%	14
ST CLOUD MEDICAL GROUP		12	2	14%	14
BENTLEY CARE CENTER		14			14
SONORAN DESERT PATHOLOGY ASSOCIATES			14	100%	14
UC HEALTH UNIVERSITY HOSPITAL		11	3	21%	14
SIGMUND LABS LLC		14			14
ESCAMBIA COMMUNITY CLINIC		2	11	85%	13
LONG ISLAND JEWISH VALLEY STREAM		12	1	8%	13

# COVID-19: testing by laboratory

Data through Feb 14, 2021 verified as of Feb 15, 2021 at 09:25 AM

Data in this report are provisional and subject to change.

The numbers in the table below represent the number of Florida and non-Florida residents for whom test results were received by the Department of Health. A person can be tested by more than one laboratory and can have both positive and negative results. **Therefore, the sum of the numbers in each column will be larger than the total number of people tested.**

Reporting lab	Inconclusive	Negative	Positive	Percent positive	Total
BELLEVUE HOSPITAL CENTER DEPARTMENT		13			13
MINUTECLINIC DIAGNOSTIC OF TN, PC 6438		11	2	15%	13
DYNAMIC DNA LAB		1	12	92%	13
SOUTHEAST FAMILY HEALTHCARE CENTER			13	100%	13
COMPREHENSIVE CHILDCARE ASSOCIATES		8	5	38%	13
CROSS CARE CENTER			13	100%	13
BAYA URGENT CARE LLC		1	12	92%	13
MINUTECLINIC #8699		10	3	23%	13
HARBOR CHASE OF JACKSONVILLE			13	100%	13
WEEMS MEDICAL CENTERS		9	4	31%	13
PRIMARY CARE MEDICINE	1	10	2	15%	13
ANYLABTESTNOW			13	100%	13
ORANGE REGIONAL MEDICAL CENTER LABORATORY		10	3	23%	13
MINUTECLINIC DIAGNOSTIC OF MICHIGAN PC		12	1	8%	13
NORTHWEST FLORIDA COMMUNITY HOSPITAL 3RD FLOOR		12	1	8%	13
CLINICAL LABORATORY SERVICES			13	100%	13
MONTEFIORE ST LUKE'S CORNWALL HOSPITAL		10	3	23%	13
PREMIER LABORATORY SERVICES, LLC		5	8	62%	13
OAKMONTE VILLAGE OF DAVIE			13	100%	13
PULSE & REMEDY LLC			13	100%	13
GENEXPERT			13	100%	13
MELBOURNE FAMILY PRACTICE		12	1	8%	13
UNIVERSITY LAB			13	100%	13
PROHEALTH CARE ASSOCIATES MOBILE		10	3	23%	13
Sunnyside Care Center		13			13
FLORIDA STATE HOSPITAL			13	100%	13
STEINHATCHEE DRUGS		10	3	23%	13
ROCKLEDGE		3	10	77%	13
Grand Villa of Clearwater		11	2	15%	13
MAINSTREET FAMILY SELECT		1	12	92%	13
A AND R RESEARCH GROUP LLC		10	3	23%	13
TREASURE COAST URGENT CARE			13	100%	13
PARKWEST MEDICAL CENTER		11	2	15%	13
MEDEXPRESS URGENT CARE - ROBINSON TWP, STEUBENVILLE PIKE		11	2	15%	13
ARNOT OGDEN MEDICAL CENTER LABORATORY		13			13
PHELPS HOSPITAL LABORATORY		11	2	15%	13
ST ANTHONY'S HOSP PATIENT CARE SERVICE			13	100%	13
SHELBY COUNTY HEALTH CARE CORPORATION		10	3	23%	13
UNIVERSITY HOSPITAL UC HEALTH		9	4	31%	13
EAR NOSE AND THROAT ASSOCIATES OF MANATEE, P.A.		10	3	23%	13
AVALON MEDICAL WALK IN CLINIC			13	100%	13
GLENBROOKE AT PALM BAY			13	100%	13
CAREATC			13	100%	13
INTERMOUNTAIN CENTRAL LAB		1	12	92%	13
BROOKDALE DELAND			13	100%	13
PRIMARY CARE WALK IN CLINIC PLLC			13	100%	13

# COVID-19: testing by laboratory

Data through Feb 14, 2021 verified as of Feb 15, 2021 at 09:25 AM

Data in this report are provisional and subject to change.

The numbers in the table below represent the number of Florida and non-Florida residents for whom test results were received by the Department of Health. A person can be tested by more than one laboratory and can have both positive and negative results. **Therefore, the sum of the numbers in each column will be larger than the total number of people tested.**

Reporting lab	Inconclusive	Negative	Positive	Percent positive	Total
MINUTECLINIC DIAGNOSTIC OF TN PC #566		11	2	15%	13
IN-OFFICE LAB		12	1	8%	13
FORT WALTON BEACH DEVELOPMENTAL CENTER		12	1	8%	13
BRYAN WHITFIELD MEMORIAL HOSPITAL		8	5	38%	13
MEDEXPRESS URGENT CARE - TIMBERLAKE		12	1	8%	13
WORLD WRESTLING ENTERTAINMENT			13	100%	13
ADVENT HEALTH - WINTER HAVEN		7	6	46%	13
VALDOSTA FAMILY MEDICINE		1	12	92%	13
MINUTECLINIC DIAGNOSTIC OF TN PC #6435		13			13
BROOKLYN HOSPITAL CENTER DOWNTOWN CAMPUS		13			13
SOMA MEDICAL CENTER # 4		2	11	85%	13
HORIZON MEDICAL GROUP		11	2	15%	13
ORCHID COVE		3	10	77%	13
VILLA OF KINGS AND QUEENS OF DELRAY		13			13
BAY COUNTY HEALTH DEPARTMENT		11	2	15%	13
CVS MINUTE CLINIC DIAGNOSTIC OF TEXAS LLC		10	3	23%	13
ELTINGVILLE CIRCLE URGENT CARE		13			13
LUCID DIAGNOSTICS LABS			13	100%	13
VRL EUROFINIS - HAWAII		13			13
CRANES VIEW LODGE			12	100%	12
IREPERTOIRE_MOL_LAB		12			12
HAVEN HOSPICE			12	100%	12
SUWANNEE COUNTY JAIL		11	1	8%	12
ST PETER'S UNIVERSITY HOSPITAL		9	3	25%	12
MC DIAGNOSTIC OF CONNECTICUT, PC #775		11	1	8%	12
GEORGE W FERGUSON MD-CONCIERGE MEDICAL SERVICES PL		11	1	8%	12
TNC WALK IN CLINIC		9	3	25%	12
CVS TN5639POCT FARRAGUT		10	2	17%	12
FHCP-PORT ORANGE		3	9	75%	12
NOVALIFE MEDSPA			12	100%	12
OHIO STATE UNIVERSITY MEDICAL CENTER			12	100%	12
BROWARD DIALYSIS			12	100%	12
APPLE DIAGNOSTICS LAB		5	7	58%	12
BROOKDALE CITRUS			12	100%	12
BAPTIST PRIMARY CARE PONTE VEDRA		6	6	50%	12
SUMMIT ATLANTIC SURGERY CENTER		12			12
WOODLAND TOWERS		6	6	50%	12
MINUTECLINIC DIAGNOSTIC OF TN, PC 374		8	4	33%	12
MERCY MEDICAL CENTER		5	7	58%	12
ORMOND MEDICAL ARTS		3	9	75%	12
WACO HHSSURGEWACO	1	10	1	8%	12
MERIDIAN AT WATERWAYS, THE		10	2	17%	12
Lady Lake Specialty Care			12	100%	12
PANCARE HEALTH - WEWA ELEMENTARY			12	100%	12
INNOVATIVE RESEARCH OF WEST FLORIDA		9	3	25%	12
MI2297090CV HOLLAND-23D2189684		12			12

# COVID-19: testing by laboratory

Data through Feb 14, 2021 verified as of Feb 15, 2021 at 09:25 AM

Data in this report are provisional and subject to change.

The numbers in the table below represent the number of Florida and non-Florida residents for whom test results were received by the Department of Health. A person can be tested by more than one laboratory and can have both positive and negative results. **Therefore, the sum of the numbers in each column will be larger than the total number of people tested.**

Reporting lab	Inconclusive	Negative	Positive	Percent positive	Total
SOMA MEDICAL CENTER, P.A.			12	100%	12
LEON CHD		12			12
COLLIER COUNTY HEALTH DEPT.		7	5	42%	12
Grand Villa of Deerfield Beach		10	2	17%	12
MORTON PLANT MEASE			12	100%	12
JFK MEDICAL CENTER NORTH LAB		1	11	92%	12
WALGREEN		4	8	67%	12
NAPLES GREEN VILLAGE		12			12
FLORIDA PRESBYTERIAN HOMES INC		11	1	8%	12
MEDEXPRESS URGENT CARE-ALTOONA		10	2	17%	12
VERITAS RESEARCH CORP			12	100%	12
HIGHLANDS COUNTY FIRE RESCUE		12			12
PARROTT MEDICAL CLINIC			12	100%	12
GNT ASSOCIATES		11	1	8%	12
LIFE CARE OF PORT SAINT LUCIE		3	9	75%	12
GLEN OAKS HEALTH AND REHABILITATION CENTER			12	100%	12
TLC FAMILY CARE HOME INC		12			12
ST VINCENT'S URGENT CARE		9	3	25%	12
FAMILY MEDICINE AT LONGWOOD			12	100%	12
ACADIAN DIAGNOSTIC LABORATORIES		8	4	33%	12
ACCESS HEALTH CARE PHYSICIANS LLC		4	8	67%	12
STEWART MELBOURNE HOSPITAL, INC	1		11	92%	12
YORKVILLE PEDIATRIC URGENT CARE		12			12
KINDRED HOSPITAL OCALA		10	2	17%	12
ADEPT INPATIENT MEDICAL SERVICES PC		12			12
METHODIST MEDICAL CENTER		9	3	25%	12
LAB UNKNOWN		1	11	92%	12
FLORIDA DEPT OF HEALTH		4	8	67%	12
MIRACLE ALF INC		12			12
NATIONAL GENETICS INST LABCORP		4	8	67%	12
THE PLAZA AT PARKSQUARE		12			12
THE TERRACE OF SAINT CLOUD		9	2	18%	11
UNIVERSITY CENTRA CARE		10	1	9%	11
WATSON HEALTHCARE		8	3	27%	11
GRAND VILLA OF ENGLEWOOD		7	4	36%	11
NORTHERN WESTCHESTER HOSPITAL LABORATORY		9	2	18%	11
ADVENTHEALTH MEDICAL GROUP PEDIATRICS AT		2	9	82%	11
PRIMECARE AT PORT ORANGE			11	100%	11
ILLINOIS DEPT OF PUBLIC HEALTH LAB - SPRINGFIELD			11	100%	11
WHITE-WILSON MEDICAL CENTER		11			11
ADVENTIST HEALTH SYSTEM FLORIDA DEPT OF HEALTH		7	4	36%	11
FIRST CHOICE PEDIATRICS WINTER SPRINGS		10	1	9%	11
St Joseph's Hospital & Medical Center		10	1	9%	11
PRIMECARE ACQUISITION FAMILY PRACTICE INC		11			11
EMERALD COAST PEDIATRICS			11	100%	11
CARLOS PORTU MD, PLLC			11	100%	11

# COVID-19: testing by laboratory

Data through Feb 14, 2021 verified as of Feb 15, 2021 at 09:25 AM

Data in this report are provisional and subject to change.

The numbers in the table below represent the number of Florida and non-Florida residents for whom test results were received by the Department of Health. A person can be tested by more than one laboratory and can have both positive and negative results. **Therefore, the sum of the numbers in each column will be larger than the total number of people tested.**

Reporting lab	Inconclusive	Negative	Positive	Percent positive	Total
DESOTO HEALTH AND REHAB LLC		7	4	36%	11
ADVENTHEALTH MEDICAL GROUP MULTISPECIALTY			11	100%	11
BIOTECH CLINICAL LABORATORIES, INC.		1	10	91%	11
MIDNIGHT MEDICINE			11	100%	11
WELLMED AT SOUTH PARSONS		9	2	18%	11
AIM LABORATORIES			11	100%	11
CORNER OAK ESTATE LLC		11			11
CARINGTON MANOR		11			11
VIRTUA WEST JERSEY HOSPITAL VOORHEES		9	2	18%	11
SEMOREAN FAMILY HEALTH LLC		10	1	9%	11
HARLEM HOSPITAL CENTER		10	1	9%	11
FAMILY PRACTICE ON THE GO		6	5	45%	11
SENIOR HOME CARE INC		11			11
BOCA TOXICOLOGY LLC		9	2	18%	11
FAMILY MEDICINE AT HUNTERS CREEK		11			11
INTERIM HEALTHCARE OF NORTHWEST FLORIDA INC		10	1	9%	11
MOUNT DORA PEDIATRICS		9	2	18%	11
ENCOMPASS HOME HEALTH OF THE SOUTHEAST LLC		11			11
MINUTECLINIC DIAGNOSTIC OF LOUISIANA,		10	1	9%	11
MINUTECLINIC DIAGNOSTIC OF TN, PC 4992		11			11
MEDI STATION			11	100%	11
CULINARY INSTITUTE OF AMERICA STUDENT	3	8			11
SAMARITAN MEDICAL CENTER		11			11
GADSDEN REGIONAL MEDICAL CENTER		11			11
ADVENTHEALTH MEDICAL GROUP CARE CLINIC AT		8	3	27%	11
FLORIDA MEDICAL CLINIC IM MLK		9	2	18%	11
UMHC/SYLVESTER AT KENDALL		1	10	91%	11
NIGHT LITE PEDIATRICS CENTER, LLC		1	10	91%	11
SURGERY CENTER OF CORAL GABLES LLC,THE		9	2	18%	11
ELITE HOME HEALTH SERVICES		11			11
WINTER PARK CARE AND REHABILITATION			11	100%	11
Rosewood Healthcare and Rehabilitation Center		5	6	55%	11
WEEMS MEMORIAL HOSPITAL		7	4	36%	11
MEDEXPRESS URGENT CARE- MARYLAND		10	1	9%	11
CARENOW URGENT CARE-WEST END		7	4	36%	11
PALM BEACH PATHOLOGY		9	2	18%	11
BROOKDALE CROWN POINT			11	100%	11
MHHS All Lab Subsection		11			11
TROPICANA		5	6	55%	11
SARASOTA - ROBERT L TAYLOR COMMUNITY CENTER		1	10	91%	11
WANTAGH URGENT CARE		8	3	27%	11
GAMMA DIAGNOSTIC LAB LLC			11	100%	11
AVENTURA HOSPITAL AND MEDICAL CENTER			11	100%	11
TELEVISIT PALM BAY FAMILY PRACTICE		9	2	18%	11
CVS MINUTE CLINIC, LLC		9	2	18%	11
DMH STEINHATCHEE FAMILY MEDICINE		8	3	27%	11

# COVID-19: testing by laboratory

Data through Feb 14, 2021 verified as of Feb 15, 2021 at 09:25 AM

Data in this report are provisional and subject to change.

The numbers in the table below represent the number of Florida and non-Florida residents for whom test results were received by the Department of Health. A person can be tested by more than one laboratory and can have both positive and negative results. **Therefore, the sum of the numbers in each column will be larger than the total number of people tested.**

Reporting lab	Inconclusive	Negative	Positive	Percent positive	Total
FORT PIERCE FAMILY CARE INC		5	6	55%	11
ALCOVE ASSISTED LIVING FACILITY		11			11
MEDEXPRESS URGENT CARE - SEMINOLE SQUA		10	1	9%	11
St. Annes Nursing Center, St. Annes Residence, Inc.		11			11
PINELLAS COUNTY HEALTH DEPARTMENT		2	9	82%	11
GENESIS		7	4	36%	11
LEHIGH VALLEY HOSPITAL		3	8	73%	11
SUMMERGATE PHARMACY		10	1	9%	11
MAIN STREET MEDICAL CENTER OF CRESTVIEW PA		1	10	91%	11
MEDICAL CENTER AFFILIATES WEST PALM			11	100%	11
OMEGA LABORATORIES		10	1	9%	11
Hackensack Umc Mountainside		10	1	9%	11
45TH 1		11			11
CARE FAST MURABELLA		7	4	36%	11
REDMED CLINIC OF ARLINGTON		10	1	9%	11
ONEIDA HEALTHCARE CENTER		8	2	20%	10
MEDEXPRESS URGENT CARE CHARLESTON		6	4	40%	10
MEYER PEDIATRICS CHTD		10			10
MEDEXPRESS URGENT CARE-KATY		7	3	30%	10
KIDSVILLE PEDIATRICS			10	100%	10
HOPE HEALTHCARE		10			10
Lehigh Acres Health and Rehabilitation			10	100%	10
NORTON HEALTHCARE			10	100%	10
VETERNANS ADMINISTRATION			10	100%	10
Grand Villa of Dunedin		4	6	60%	10
AMERICAN HOUSE FORT MYERS		10			10
ASHRAF MEDICAL GROUP PLLC DBA PULSE M		9	1	10%	10
HIGH TOWER ALF LLC		9	1	10%	10
VASCONCELLO COHEN MD PA		9	1	10%	10
CORONA PATHOLOGY		10			10
TENNESSEE DEPARTMENT OF HEALTH (TDH) - CENTRAL LABORATORY		2	8	80%	10
THE PALMS PHARMACY, INC		9	1	10%	10
MONTEFIORE MEDICAL CENTER LABORATORIES - WEILER		7	3	30%	10
ASSOCIATES MD CYPRESS CREEK			10	100%	10
ADVANCED URGENT CARE CENTER			10	100%	10
AZALEA HEALTH		2	8	80%	10
COMMUNITY HEALTH CENTER		2	8	80%	10
COVANCE CENTRAL LABORATORY			10	100%	10
ISLAND COAST PEDIATRICS IN-HOUSE LAB		10			10
VENICE GREEN VILLAGE		3	7	70%	10
Hialeah Nursing And Rehabilitation Center		6	4	40%	10
AMBRY GENETICS CORPORATION		10			10
PRORENATA LABS		2	8	80%	10
MEDEXPRESS URGENT CARE - LAFAYETTE		9	1	10%	10
CARENOW URGENT CARE - EAST NASHVILLE		8	2	20%	10
HCR MANORCARE		10			10

# COVID-19: testing by laboratory

Data through Feb 14, 2021 verified as of Feb 15, 2021 at 09:25 AM

Data in this report are provisional and subject to change.

The numbers in the table below represent the number of Florida and non-Florida residents for whom test results were received by the Department of Health. A person can be tested by more than one laboratory and can have both positive and negative results. **Therefore, the sum of the numbers in each column will be larger than the total number of people tested.**

Reporting lab	Inconclusive	Negative	Positive	Percent positive	Total
RIVERWOOD CENTER, THE			10	100%	10
MORTON PLANT NORTH BAY HOSPITAL			10	100%	10
MULBERRY CARE CENTER		7	3	30%	10
SUPERIOR RESIDENCES OF CLERMONT		2	8	80%	10
CORNERSTONE PEDIATRICS		3	7	70%	10
NEWPATH DIAGNOSTICS		5	5	50%	10
Maury Regional Hospital		6	4	40%	10
JOHN W NORRIS III MD PA	1		9	90%	10
LAKE BALDWIN CBOC		9	1	10%	10
LAKE NONA MEDICAL SERVICES		3	7	70%	10
CONSULATE HEALTH CARE OF PENSACOLA			10	100%	10
DES PLAINES CLINICAL LAB		3	7	70%	10
MINUTECLINIC DIAGNOSTIC OF NORTH		9	1	10%	10
PRIMARY CARE SPECIALISTS OF ORLANDO LLC		8	2	20%	10
TMH PHYSICIAN PARTNERS - MONTICELLO		8	2	20%	10
Westchester General Hospital			10	100%	10
MOSOLF PEDIATRICS			10	100%	10
URGENT CARE CENTER AT PINNACLE		4	6	60%	10
PLYMOUTH HARBOR INCORPORATED		9	1	10%	10
BEAUMONT LABORATORY			10	100%	10
MEDEXPRESS URGENT CARE PARKERSBURG		8	2	20%	10
BLOCK NATION CHASE		4	6	60%	10
BOCA RATON REGIONAL HOSPITAL LAB			10	100%	10
PANCARE HEALTH - VERNON ELEMENTARY			10	100%	10
URGENT CARE OF NEW YORK		10			10
BAPTIST HEALTH			10	100%	10
FLEMING ISLAND CENTER FOR CLINICAL RESEARCH		10			10
EMERALD COAST HOSPICE - CRESTVIEW		10			10
VITALANT		1	9	90%	10
MINUTECLINIC DIAGNOSTIC OF TN PC #320		9	1	10%	10
ORLANDO ORTHOPAEDIC OUTPATIENT SURGERY CENTER LLC		7	3	30%	10
MED LABS DIAGNOSTICS		5	5	50%	10
MEDICAL LABORATORY DIAGNOSTICS			10	100%	10
ACCESS PHARMACY		10			10
CLINIC OF PEDIATRICS & GI MEDICINE INC			10	100%	10
LUXOR SCIENTIFIC LLC		1	9	90%	10
STATEN ISLAND UNIVERSITY HOSPITAL SEGUINE AVE		9	1	10%	10
ALABAMA DEPARTMENT OF PUBLIC HEALTH		1	9	90%	10
THE VILLAGES HEALTH		5	5	50%	10
MOLECULAR PATHOLOGY LABORATORY			10	100%	10
ESTATES MEDICAL CENTER INC			10	100%	10
BROWARD HEALTH CARE			10	100%	10
MEDEXPRESS URGENT CARE - SALEM		6	4	40%	10
MINUTECLINIC DIAGNOSTIC OF TN PC #6415		9	1	10%	10
WELLMED AT PORT ST LUCIE WEST		6	4	40%	10
OPTIMAL CARE PEDIATRICS			10	100%	10

# COVID-19: testing by laboratory

Data through Feb 14, 2021 verified as of Feb 15, 2021 at 09:25 AM

Data in this report are provisional and subject to change.

The numbers in the table below represent the number of Florida and non-Florida residents for whom test results were received by the Department of Health. A person can be tested by more than one laboratory and can have both positive and negative results. **Therefore, the sum of the numbers in each column will be larger than the total number of people tested.**

Reporting lab	Inconclusive	Negative	Positive	Percent positive	Total
NOT INDICATED		1	9	90%	10
MISSOURI DEPARTMENT OF HEALTH AND SENIOR SERVICES			10	100%	10
CREATIVE TESTING SOLUTIONS		3	7	70%	10
SAVANNAH MANOR ASSISTED LIVING COMMUNITY			10	100%	10
NORTH OKALOOSA PHYSICIAN GROUP		10			10
LIFE'S SPECIAL MOMENTS INC		10			10
SOMA MEDICAL CENTER PA			10	100%	10
URGENT CARE USA LLC		1	9	90%	10
NEW JERSEY DEPARTMENT OF HEALTH COMMUNICABLE DISEASE SERVICE		3	7	70%	10
BROOKDALE PANAMA CITY		9	1	10%	10
CROSSROADS URGENT CARE, PLLC		10			10
CVS NC187POCT CHARLOTTE		10			10
FLORIDA MEDICAL CLINIC - MULTI SPECIALTY CAMPUS		2	8	80%	10
PBC PREMIER FAMILY HEALTH			10	100%	10
PPD - IXLAYER		9	1	10%	10
MEDEX REGIONAL LABORATORIES LLC		1	9	90%	10
ADVENTHEALTH MEDICAL GROUP		9	1	10%	10
RPC@HODGES		2	8	80%	10
APPALACHIAN REGIONAL HEALTHCARE SYSTEM		10			10
RED MOUNTAIN DIAGNOSTICS		10			10
CBC LAB		3	7	70%	10
ESCAMBIA COUNTY JAIL DETENTION DIVISION		8	1	11%	9
METROPOLITAN CHARITIES INC		8	1	11%	9
CLAYMED OF NORTH FLORIDA			9	100%	9
CVS M08590POCT KANSAS CITY		5	4	44%	9
CHEMISYS LABORATORIES		1	8	89%	9
UNIVERSITY MEDICAL CENTER		8	1	11%	9
MEDEXPRESS URGENT CARE - WINCHESTER GATEWAY		7	2	22%	9
NORTHSHORE UNIVERSITY HEALTHSYSTEM EVANSTON HOSPITAL LAB			9	100%	9
RICHMOND UNIVERSITY MEDICAL CENTER		7	2	22%	9
FLORIDA DEPARTMENT OF HEALTH WASHINGTON COUNTY		4	5	56%	9
MEDEXPRESS URGENT CARE - BENTON HARBOR		9			9
MIDMICHIGAN MEDICAL CENTER			9	100%	9
CVS PHARMACY NO 274		9			9
GCPM MANUAL MICROBIOLOGY		1	8	89%	9
RHODE ISLAND DEPARTMENT OF HEALTH			9	100%	9
NIGHT OWL PEDIATRICS URGENT CARE			9	100%	9
Consulate Health Care of Brandon		7	2	22%	9
AVALON FAMILY RESORT ASSISTED LIVING LLC		9			9
GLADES COUNTY DETENTION CENTER			9	100%	9
A LILIKO'I PHARMACY LLC		9			9
PALM BAY FAMILY PRACTICE		4	5	56%	9
CHILDREN'S HEALTHCARE OF ATLANTA/EGLESTON		9			9
MINUTECLINIC DIAGNOSTIC OF TEXAS		8	1	11%	9
ALACHUA			9	100%	9
Manor Care of Dunedin		6	3	33%	9



# COVID-19: testing by laboratory

Data through Feb 14, 2021 verified as of Feb 15, 2021 at 09:25 AM

Data in this report are provisional and subject to change.

The numbers in the table below represent the number of Florida and non-Florida residents for whom test results were received by the Department of Health. A person can be tested by more than one laboratory and can have both positive and negative results. **Therefore, the sum of the numbers in each column will be larger than the total number of people tested.**

Reporting lab	Inconclusive	Negative	Positive	Percent positive	Total
Solaris Healthcare Pensacola			9	100%	9
CARROLL GARDENS URGENT CARE		9			9
ADVENT HEALTH - FOUR CORNERS ER		8	1	11%	9
NORTHWEST FLORIDA COMMUNITY HOSPITAL LABORATORY		8	1	11%	9
LOREY ALF		9			9
BRENNITY AT VERO BEACH, THE			9	100%	9
BIG BEND HOSPICE INC		9			9
PERSONAL PEDIATRICS PA		7	2	22%	9
WINDSOR OF SAN PABLO, THE		6	3	33%	9
NATURE COAST REGIONAL MEDICAL CENTER			9	100%	9
CVS NC3516POCT WINSTON SALEM		7	2	22%	9
MINUTECLINIC DIAGNOSTIC OF NEW MEXICO		9			9
MEDLAB ASSOCIATES LLC		9			9
MOBILE RESPONSE DIAGNOSTICS LLC		8	1	11%	9
CVS MINUTE CLINIC DIAGNOSTIC MED GRP OF CA		9			9
MAINSTREET FAMILY CARE			9	100%	9
HEALTH NETWORK LABORATORIES		6	3	33%	9
CLEVELAND TENNESSEE HOSPITAL COMPANY		8	1	11%	9
ROSEMONT GARDENS INC		9			9
Casa Mora Rehabilitation & Extended Care		9			9
CVS HEALTH, #3396		9			9
ACCESS HOME HEALTH OF FLORIDA LLC		9			9
FAMILY PRACTICE OF DAVIE INC			9	100%	9
URGENT CARE & FAMILY PRACTICE CENTER			9	100%	9
BAYONET POINT HOSPITAL			9	100%	9
HUNTINGTON URGENT CARE		8	1	11%	9
MED TECH SERVICES OF PALM BEACH INC		9			9
ORANGE PARK PEDIATRIC ASSOCIATES		1	8	89%	9
LAKEVIEW HEALTH SYSTEMS			9	100%	9
RUSSELL MEDICAL CENTER		8	1	11%	9
MINUTECLINIC, LLC #4230		8	1	11%	9
CARENOW URGENT CARE-MT JULIET		8	1	11%	9
CVS MINUTE CLINIC DIAGNOSTIC OF TEXAS, LLC		9			9
UNAVAILABLE/UNKNOWN/NO INFORMATION FOUND			9	100%	9
HEALTH MED HOME CARE, LLC		9			9
MEDEXPRESS URGENT CARE - PANTOPS		8	1	11%	9
MC DIAGNOSTIC OF CONNECTICUT PC #459		9			9
ROSECASTLE			9	100%	9
FLORIDA MENTOR		7	2	22%	9
NEMOURS CHILDREN'S PRIMARY CARE VERO BEACH			9	100%	9
FLORIDA MEDICAL CL ODOM TPA		4	5	56%	9
CVS MINUTE CLINIC DIAGNOSTIC PA		7	2	22%	9
MICHIGAN DEPARTMENT OF COMMUNITY HEALTH		1	8	89%	9
BAYFRONT MEDICAL			9	100%	9
IGENEX INC		9			9
BUENA VIDA ESTATES			9	100%	9

# COVID-19: testing by laboratory

Data through Feb 14, 2021 verified as of Feb 15, 2021 at 09:25 AM

Data in this report are provisional and subject to change.

The numbers in the table below represent the number of Florida and non-Florida residents for whom test results were received by the Department of Health. A person can be tested by more than one laboratory and can have both positive and negative results. **Therefore, the sum of the numbers in each column will be larger than the total number of people tested.**

Reporting lab	Inconclusive	Negative	Positive	Percent positive	Total
SAMARITAN HOSPITAL LABORATORY		8	1	11%	9
MINUTECLINIC DIAGNOSTIC OF MINNESOTA		9			9
MEDEXPRESS URGENT CARE - CHRISTIANBURG		7	2	22%	9
WESTCHESTER GENERAL HOSPITAL BLOOD GAS LAB			9	100%	9
WINDSOR WOODS REHAB & HEALTHCARE CTR		8	1	11%	9
Signature Healthcare of Ormond		9			9
VITRO MOLECULAR LABORATORIES	1		8	89%	9
WADSWORTH CENTER - DAVID AXELROD INSTITUTE		8	1	11%	9
PRECISION GENETICS			9	100%	9
ANY LAB TEST NOW INC			9	100%	9
RIVERSIDE MEDICAL GROUP		8	1	11%	9
VILLAGE PLACE HEALTH AND REHAB		9			9
MONROE COUNTY HOSPITAL		6	3	33%	9
HAWTHORNE INN OF LAKE LAND		9			9
MIAMI BEACH MEDICAL GROUP LLC			9	100%	9
CHILDREN'S HEALTH CENTER INC.		7	2	22%	9
PATEL MEDICAL VENTURES		8	1	11%	9
PALM BAY URGENT CARE PL		1	8	89%	9
COLLIER HMA PHYSICIAN MANAGEMENT, LLC		1	8	89%	9
MEDEXPRESS URGENT CARE MONACA		9			9
OUR HOME AT BEACON HILL			9	100%	9
ADVENTIST HEALTH SYSTEM		9			9
CVS MINUTE CLINIC DIAGNOSTIC OF WISCONSIN		9			9
LAKE NONA MEDICAL SERVICE LLC		9			9
MEDEXPRESS URGENT CARE - MONROE		9			9
WINDSOR OF GAINESVILLE		9			9
GRAND VILLA OF PINELLAS PARK		8	1	11%	9
MINUTECLINIC DIAGNOSTIC OF PA, LLC (1036)		8	1	11%	9
PEDIATRIC HEALTH CARE ALLIANCE			9	100%	9
OMNI			9	100%	9
MINUTE CLINIC LLC #1448		8	1	11%	9
CARLOS F FUSTER MD PA		9			9
MAIMONIDES MEDICAL CENTER		6	3	33%	9
WILTON MANORS HEALTH & REHABILITATION CENTER			9	100%	9
EMERGENCY MEDICAL CENTER		3	6	67%	9
BAYFRONT HEALTH ST PETERSBURG		8	1	11%	9
MAGNOLIA PEDIATRICS GROUP LLC			8	100%	8
MINUTECLINIC DIAGNOSTIC OF TN PC #386		7	1	13%	8
CITY OF CLEARWATER EMPLOYEE HEALTH CENTER		1	7	88%	8
CVS MINUTE CLINIC DIAGNOSTIC		7	1	13%	8
BAPTIST OUTPATIENT			8	100%	8
DOH-TAMPA BRANCH LABORATORY (MLK BLVD)		4	4	50%	8
FAMILY HEALTH CENTER AT PORT ST JOHN		4	4	50%	8
ST JUDE LABORATORIES		6	2	25%	8
LAKE CONWAY URGENT CARE LLC		2	6	75%	8
MID-HUDSON VALLEY DIVISION OF WESTCHESTER MEDICAL		8			8

# COVID-19: testing by laboratory

Data through Feb 14, 2021 verified as of Feb 15, 2021 at 09:25 AM

Data in this report are provisional and subject to change.

The numbers in the table below represent the number of Florida and non-Florida residents for whom test results were received by the Department of Health. A person can be tested by more than one laboratory and can have both positive and negative results. **Therefore, the sum of the numbers in each column will be larger than the total number of people tested.**

Reporting lab	Inconclusive	Negative	Positive	Percent positive	Total
ATLANTIC CONSOLIDATED LABORATORY		8			8
URGENT TEAM MANAGEMENT OF TENNESSEE		7	1	13%	8
REMISE OCCUPATIONAL HEALTH SOLUTIONS INC			8	100%	8
MEDEXPRESS ELKINS		8			8
MINUTECLINIC DIAGNOSTIC OF TN PC #5671		5	3	38%	8
WESTPAC LABS INC	1		7	88%	8
FOUNTAINVIEW BY FIVE STAR QUALITY CARE		7	1	13%	8
Sunset Lake Health and Rehabilitation Center		8			8
THE MARY IMOGENE BASSETT HOSPITAL		8			8
MEDEXPRESS URGENT CARE, BUTLER		5	3	38%	8
FLORIDA HOSPITAL PHYSICIAN GROUP		3	5	63%	8
CIAN DIAGNOSTICS			8	100%	8
MINUTE CLINIC DIAGNOSTIC OF SC, LLC #42		7	1	13%	8
GENE STREET LABORATORIES, LLC		6	2	25%	8
OPTUM SILVER LAKES			8	100%	8
MONTEFIORE MEDICAL CENTER LABORATORIES - NORTH		8			8
KIMBERLY J HENDERSON MD PC		7	1	13%	8
MINUTECLINIC, LLC, #4160		5	3	38%	8
BARTON PARKER OD PC		8			8
GRAND VILLA OF DEL RAY WEST		7	1	13%	8
LIFE CARE CITRUS COUNTY			8	100%	8
ALLINA HEALTH - ABBOTT NORTHWESTERN HOSPITAL		5	3	38%	8
GOLISANO CHILDREN'S HOSPITAL OF SOUTHWEST FLORIDA		6	2	25%	8
ST CHARLES HOSPITAL LABORATORY		8			8
GENEUS DIAGNOSTICS			8	100%	8
FLORIDA CLINICAL LAB		1	7	88%	8
HARBORCHASE OF DR PHILLIPS		7	1	13%	8
BAPTIST PEDIATRICS		6	2	25%	8
Nashville Central Laboratory		8			8
ST VINCENT'S ST CLAIR		5	3	38%	8
CVS NC2357POCT HUNTERSVILLE		7	1	13%	8
BLOOMING GARDENS OF CARE INC		8			8
CVS NY4098030POCT NEW YORK		8			8
ST CLOUD PHYSICIAN MANAGMENT LLC		7	1	13%	8
THE WOLFF CENTER FOR CHILD & ADOLESCENT HEALTH			8	100%	8
PHASE2 LABS	2	4	2	25%	8
PALM BEACH CDH - DELRAY BEACH			8	100%	8
GULF COAST MEDICAL GROUP		2	6	75%	8
DORAL URGENT CARE			8	100%	8
FLORIDA HEART AND VASCULAR MULTISPECIALTY GROUP		8			8
X-GENE MOLECULAR LABS		1	7	88%	8
WATERFORD AT CREEKSIDE, THE			8	100%	8
VIGILANT HEALTHCARE		5	3	38%	8
WALK-IN MEDICAL CARE			8	100%	8
ORLANDO HEALTH PHYSICIAN ASSOCIATES		4	4	50%	8
ALACHUA COUNTY HEALTH DEPARTMENT		1	7	88%	8

# COVID-19: testing by laboratory

Data through Feb 14, 2021 verified as of Feb 15, 2021 at 09:25 AM

Data in this report are provisional and subject to change.

The numbers in the table below represent the number of Florida and non-Florida residents for whom test results were received by the Department of Health. A person can be tested by more than one laboratory and can have both positive and negative results. **Therefore, the sum of the numbers in each column will be larger than the total number of people tested.**

Reporting lab	Inconclusive	Negative	Positive	Percent positive	Total
MC DIAGNOSTIC OF CONNECTICUT, PC #1960		8			8
CARENOW URGENT CARE-GREEN HILLS		8			8
FAMILY MEDICINE OF WESTON LLC			8	100%	8
JX REF LAB			8	100%	8
AFC URGENT CARE - CEDAR GROVE		8			8
CIGNA ONSITE HEALTH LLC		2	6	75%	8
MINUTECLINIC DIAGNOSTIC OF NEW JERSEY, LLC # 7069		8			8
SOMA MEDICAL CENTER, PA #4 FLORIDA MANGO			8	100%	8
MINUTECLINIC, LLC, DBA MINUTECLINIC #6106		6	2	25%	8
LAB UNKNOW		6	2	25%	8
DEPARTMENT OF HEALTH- CITRUS COUNTY		1	7	88%	8
EXECUTIVE MEDICAL SERVICES		8			8
SURGOINSVILLE PHARMACY		8			8
MINUTECLINIC, LLC, MINUTECLINIC #7637		6	2	25%	8
MEDEXPRESS URGENT CARE - SWANSEA, N ILLINOIS ST		7	1	13%	8
NITIN BAWA PROFESSIONAL ASSOCIATES			8	100%	8
GRAND VILLA OF BOYNTON BEACH		8			8
HEALTHPARK MEDICAL CTR NURSING SVC		8			8
PUTNAM FAMILY CARE INC		3	5	63%	8
URGENT MEDICAL CENTER INC		2	6	75%	8
MADISON COUNTY HEALTH DEPARTMENT		5	3	38%	8
MONTEFIORE NYACK HOSPITAL AFFILIATED LABORATORY		8			8
HUNTINGTON VILLAGE URGENT CARE		8			8
INTERNAL MEDICINE AND AESTHETICS OF NAPLES LLC		8			8
BRIDGE DIAGNOSTICS			8	100%	8
DOCTOR'S IN HOUSE LAB			8	100%	8
JOHNS HOPKINS MEDICAL LABORATORIES		1	7	88%	8
IU HEALTH PATHOLOGY		1	7	88%	8
DOCTOR'S IN-HOUSE LAB/COMMUNITY HEALTH CENTERS OF PINELLAS - CLEARWATE			8	100%	8
HEALTHMARK REGIONAL HOSPITAL LAB		4	4	50%	8
DR PHILLIPS MEDICAL WELLNESS CENTER		8			8
ENCOMPASS HOME HEALTH OF THE SOUTHEAST LLC		8			8
ORMOND BEACH CENTRA CARE			8	100%	8
FAST PACE MEDICAL CLINIC PLLC		6	2	25%	8
VITAS HEALTHCARE CORPORATION OF FL			8	100%	8
CONSULATE HEALTH CARE		7	1	13%	8
WELLIGENT		1	7	88%	8
PENSACOLA CLUSTER			8	100%	8
BEAUMONT EMERGENCY CENTER			8	100%	8
PALM BEACH COUNTY HEALTH DEPARTMENT LABORATORY			8	100%	8
NASCAR EVENT MANAGEMENT, LLC		8			8
MINUTE CLINIC		1	7	88%	8
DAVID LAWRENCE CENTER INC		7	1	13%	8
JACKSON CLINIC PA,THE		4	4	50%	8
PINELLAS PARK FIRE DEPARTMENT		8			8
West Gate Village, LLC		8			8

# COVID-19: testing by laboratory

Data through Feb 14, 2021 verified as of Feb 15, 2021 at 09:25 AM

Data in this report are provisional and subject to change.

The numbers in the table below represent the number of Florida and non-Florida residents for whom test results were received by the Department of Health. A person can be tested by more than one laboratory and can have both positive and negative results. **Therefore, the sum of the numbers in each column will be larger than the total number of people tested.**

Reporting lab	Inconclusive	Negative	Positive	Percent positive	Total
VETERANS AFFAIRS MEDICAL CENTER - OUTPATIENT			8	100%	8
MINUTE CLINIC LLC #5733		8			8
ALL AMERICAN URGENT CARE			8	100%	8
FHCP-ORANGE CITY			8	100%	8
THOMAS JEFFERSON UNIVERSITY HOSPITAL		4	4	50%	8
RIVERVIEW REGIONAL MEDICAL CENTER		6	2	25%	8
MEDICANA NURSING AND REHAB CENTER			8	100%	8
LAKE CO SCHOOLS EMPLOYEE HEALTH & WELLNESS CENTER	1	6	1	13%	8
MC DIAGNOSTIC OF CONNECTICUT, PC # 257		7	1	13%	8
BENSONHURST URGENT CARE		8			8
KEY TRAINING CENTER			8	100%	8
MEDEXPRESS URGENT CARE - WASHINGTON		6	2	25%	8
ADVANCED RESEARCH FOR HEALTH IMPROVEMENT		6	2	25%	8
METHODIST HOSPITAL			8	100%	8
ORLANDO ORTHOPAEDIC OUTPATIENT SURGERY CENTER		5	3	38%	8
PUTNAM COUNTY EMERGENCY RESCUE SERVICE		5	3	38%	8
MEDEXPRESS URGENT CARE-LATROBE		8			8
SYLVESTER AT PLANTATION LABORATORY		7	1	13%	8
WHITE SANDS OUTPATIENT SERVICES (WSOP SERVICES LLC		8			8
INTERNAL MEDICINE ASSOCIATES OF JACKSON HOSPITAL			8	100%	8
ROBERT WOOD JOHNSON HOSPITAL		7	1	13%	8
DOH JACKSONVILLE CENTRAL LABORATORY		3	5	63%	8
MINUTECLINIC INCORPORATE, LLC		6	2	25%	8
FRUITVILLE URGENT CARE			8	100%	8
INSPIRED LIVING AT PALM BAY		7	1	13%	8
LANE PEDIATRICS PA			8	100%	8
PASSPORT HEALTH OF TAMPA BAY		8			8
ST. JOSEPH HOSPITAL AND HEALTH CARE INC.			8	100%	8
FLORIDA HOSPITAL WINTER PARK		7	1	13%	8
HOLY NAME MEDICAL CENTER	1	6	1	13%	8
ARCHBOLD MEMORIAL HOSPITAL/LAB		3	5	63%	8
COLLIER BLVD HMA PHYSICIAN MANAGEMENT,, LLC			8	100%	8
NORTHSIDE HOSPITAL		2	6	75%	8
PEDIATRICS OF CENTRAL FLORIDA		5	2	29%	7
DYNAMIC HEALTH CENTERS INC		3	4	57%	7
MINUTECLINIC DIAGNOSTIC OF RHODE ISLAND		5	2	29%	7
ORLANDO FAMILY MEDICAL INC		7			7
KENDALL REGIONAL MEDICAL CNTR			7	100%	7
OCALA FAMILY MEDICAL CENTER		7			7
ADULT MEDICINE OF LAKE COUNTY INC			7	100%	7
LYNMOORE,THE		7			7
EMBRY-RIDDLE AERONAUTICAL UNIVERSITY HEALTH			7	100%	7
PBC FOUND CARE INC			7	100%	7
ADVENT HEALTH APOPKA		3	4	57%	7
WILDLIGHT LAB			7	100%	7
ATMORE NURSING CENTER		6	1	14%	7

# COVID-19: testing by laboratory

Data through Feb 14, 2021 verified as of Feb 15, 2021 at 09:25 AM

Data in this report are provisional and subject to change.

The numbers in the table below represent the number of Florida and non-Florida residents for whom test results were received by the Department of Health. A person can be tested by more than one laboratory and can have both positive and negative results. **Therefore, the sum of the numbers in each column will be larger than the total number of people tested.**

Reporting lab	Inconclusive	Negative	Positive	Percent positive	Total
ST. CLOUD PHARMACY AND WELLNESS CENTER		3	4	57%	7
NORTHERN DUTCHESS HOSPITAL LABORATORY		5	2	29%	7
FHMG_FM AND IM AVALON PARK		2	5	71%	7
ENCOMPASS HEALTH REHABILITATION OF SEA PINES		7			7
BAYCARE MEDICAL GROUP		1	6	86%	7
SUPERIOR RESIDENCES AT CALA HILLS		7			7
SONORA QUEST LABORATORIES			7	100%	7
FLORIDA SCHOOL FOR THE DEAF AND THE BLIND			7	100%	7
LEPE'S HOUSE			7	100%	7
MINUTECLINIC DIAGNOSTIC OF ILLINOIS LL		7			7
SOUTH FLORIDA ENT ASSOCIATES, INC			7	100%	7
SOUTH COM HEALTH CLINIC, DEPT. OF THE ARMY		7			7
PEDIATRICS URGENT CARE, LLC			7	100%	7
MINUTE CLINIC LLC #5706		6	1	14%	7
GRACE WELLNESS CENTER LLC		6	1	14%	7
BROWNE MEDICAL		5	2	29%	7
ABBEY MANOR RETIREMENT RESIDENCE INC		7			7
LEE COMMUNITY HEALTHCARE - LEHIGH		7			7
SEA LEVEL LABS			7	100%	7
MINUTECLINIC DIAGNOSTIC OF TN PC #242		5	2	29%	7
NORTHDAL REHABILITATION CENTER			7	100%	7
CARESOUTH HHA HOLDINGS OF TALLAHASSEE LLC		7			7
MINUTE-CLINIC DIAGNOSTIC OF VIRGINIA		6	1	14%	7
OSWEGO HOSPITAL LABORATORY		6	1	14%	7
PASSPORT HEALTH			7	100%	7
MINUTECLINIC DIAGNOSTIC OF TN PC #6363		7			7
SCHOOL OF PHARMACY AND PHARMACEUTICAL		7			7
CVS PHARMACY #8800		5	2	29%	7
ECLRS		2	5	71%	7
BERRYHILL MANOR		7			7
TANVIR H SHAGAR NP		7			7
CLEARWATER PEDIATRIC CARE		1	6	86%	7
TRUE HEALTH DIAGNOSTICS		1	6	86%	7
ALLEGRO - TAMPA	1	4	2	29%	7
FLORIDA CANCER SPECIALISTS & RESEARCH INSTITUTE		6	1	14%	7
MEDEXPRESS URGENT CARE-DUBOIS		7			7
CVS MINUTE CLINIC DIAGNOSTIC OF VIRGINIA		7			7
SOMA MEDICAL CENTER MD PA #7 PEDIATRICS			7	100%	7
BRADENTON PHYSICIANS MEDICAL CENTER			7	100%	7
JOHNS HOPKINS ALL CHILDRENS			7	100%	7
COMMUNITY MEDICAL AND DENTAL CARE INC		7			7
OCCUPATIONAL HEALTH CENTERS OF THE SOUTHWEST PA		6	1	14%	7
DIAGNOSTIC CLINIC		6	1	14%	7
MC DIAGNOSTIC OF CONNECTICUT, PC #1966		7			7
MEDEXPRESS URGENT CARE, JOHNSTOWN		6	1	14%	7
Thermopolis Rehabilitation Wellness		7			7

# COVID-19: testing by laboratory

Data through Feb 14, 2021 verified as of Feb 15, 2021 at 09:25 AM

Data in this report are provisional and subject to change.

The numbers in the table below represent the number of Florida and non-Florida residents for whom test results were received by the Department of Health. A person can be tested by more than one laboratory and can have both positive and negative results. **Therefore, the sum of the numbers in each column will be larger than the total number of people tested.**

Reporting lab	Inconclusive	Negative	Positive	Percent positive	Total
IRL MARKET LAB			7	100%	7
PRIME MEDICAL CARE, LLC		7			7
SOUTHEASTERN PEDIATRIC ASSOCIATES			7	100%	7
CARENOW URGENT CARE-SOUTHLAKE			7	100%	7
UNIVERSITY OF ILLINOIS VETERINARY DIAG		7			7
CVS MINUTE CLINIC DIAGNOSTIC OF TEXAS,LLC		5	2	29%	7
VERMONT DEPARTMENT OF HEALTH		1	6	86%	7
LEE COUNTY HEALTH DEPARTMENT		4	3	43%	7
NEW HAMPSHIRE DEPARTMENT OF HEALTH AND HUMAN SERVICES		3	4	57%	7
GENTRY PARK ORLANDO ASSISTED LIVING		6	1	14%	7
GRAND VILLA OF ORMOND BEACH		5	2	29%	7
PANCARE HEALTH - HOSFORD SCHOOL			7	100%	7
MINUTECLINIC DIAGNOSTIC OF NORTH CAROLINA, PC		6	1	14%	7
ST VINCENT'S CHILTON		5	2	29%	7
MEDLABS DIAGNOSTICS		7			7
MANATEE PEDIATRICS			7	100%	7
NEW YORK PRESBYTERIAN - LOWER MANHATTAN		7			7
RIVER OAKS TREATMENT CENTER			7	100%	7
RICH STREET GROUP HOME			7	100%	7
HEALTH CARE LABORATORY SERVICES		1	6	86%	7
VICTORIAN MANOR		2	5	71%	7
FLORIDA HOSPITAL KISSIMMEE		4	3	43%	7
ARTHREX MEDICAL CENTER EAST		4	3	43%	7
MEDEXPRESS URGENT CARE - BEECH GROVE		6	1	14%	7
HOLY GARDEN ALF, INC.		7			7
TRUE HEALTH		5	2	29%	7
DOCTOR'S IN-HOUSE LAB/COMMUNITY HEALTH CENTERS OF PINELLAS -PINELLAS P			7	100%	7
PENINSULA CARE AND REHABILITATION CENTER			7	100%	7
ELLIS HOSPITAL LABORATORY		6	1	14%	7
DOCTORS CLINICAL LABORATORY, INC		5	2	29%	7
DALLAS COUNTY HEALTH AND HUMAN SERVICES			7	100%	7
PENN MEDICINE PRINCETON MEDICAL CENTER		6	1	14%	7
NORTH FLORIDA MEDICAL CENTERS INC		1	6	86%	7
FLORIDA CENTER FOR DERMATOLOGY LABORATORY			7	100%	7
UNIVERSITY OF WASHINGTON MEDICAL CENTER			7	100%	7
MERCY HEALTH—MUSKEGON		6	1	14%	7
CVS CA9165POCT SAN DIEGO		7			7
LONGWOOD PEDIATRICS LLC			7	100%	7
GRAND VILLA OF LARGO		5	2	29%	7
CARENOW URGENT CARE-DONELSON		5	2	29%	7
WYOMING COUNTY COMMUNITY HOSPITAL LABORATORY		7			7
OPTUM PRIMARY CARE - FOUNTAIN OAKS		3	4	57%	7
QUE		4	3	43%	7
UHEALTH UNIVERSITY OF MIAMI			7	100%	7
NOVANT HEALTH INPATIENT CARE		2	5	71%	7
KANSAS DEPARTMENT OF HEALTH		2	5	71%	7

# COVID-19: testing by laboratory

Data through Feb 14, 2021 verified as of Feb 15, 2021 at 09:25 AM

Data in this report are provisional and subject to change.

The numbers in the table below represent the number of Florida and non-Florida residents for whom test results were received by the Department of Health. A person can be tested by more than one laboratory and can have both positive and negative results. **Therefore, the sum of the numbers in each column will be larger than the total number of people tested.**

Reporting lab	Inconclusive	Negative	Positive	Percent positive	Total
NEMOURS CHILDREN'S HOSPITAL			7	100%	7
MIAMI COMPREHENSIVE MEDICINE GROUP PA		4	3	43%	7
LAWTON CHILES HEALTH CENTER		1	6	86%	7
LEMOYNE COLLEGE WELLNESS CENTER FOR		7			7
LIZS ADULT CARE		7			7
MEDEXPRESS URGENT CARE - FAYETTEVILLE		5	2	29%	7
OKLAHOMA STATE DEPARTMENT OF HEALTH-PUBLIC HEALTH LABORATORY			7	100%	7
Parkside Villa		7			7
MIAMI BEACH MEDICAL GROUP			7	100%	7
PALM POINT BEHAVIORAL HEALTH		7			7
CARE ATC - CITY OF BOYNTON BEACH		2	5	71%	7
MEDEXPRESS URGENT CARE - HOT SPRINGS		7			7
HEARTLAND PEDIATRICS OF LAKE PLACID			7	100%	7
EL PARAISO HOME INC		7			7
BELLE GLADES HEALTH CLINIC			7	100%	7
MEDEXPRESS URGENT CARE - MAPLE DRIVE		7			7
SEBRING PEDIATRICS LLC			7	100%	7
KEYSTONE PLACE AT NAPLES PRESERVE		4	3	43%	7
Ocoee Health Care Center		7			7
FHPG_EXP CARE W HILLSBOROUGH			7	100%	7
CARENOW URGENT CARE-MADISON		7			7
UF HEALTH			7	100%	7
ST JOSEPH WOMENS HOSPITAL			7	100%	7
ORLANDO MEDICAL CENTER PL			7	100%	7
MEDICAL PAVILION CLINIC			7	100%	7
MINUTECLINIC DIAGNOSTIC OF OKLAHOMA		5	2	29%	7
ORLANDO FAMILY PHYSICIANS			7	100%	7
JUPITER ISLAND PUBLIC SAFETY		5	2	29%	7
CORAL LANDING ASSISTED LIVING		5	2	29%	7
DOTHAN PEDIATRIC CLINIC			7	100%	7
MINUTE CLINIC DIAGNOSTIC OF SOUTH CAROLINA		6	1	14%	7
AVON PARK PEDIATRICS			7	100%	7
BOCA BIOLISTICS LLC			7	100%	7
FLORIDA HOSPITAL APOPKA		6	1	14%	7
BLOOMINGDALE PEDIATRIC ASSOCIATES PA			7	100%	7
FLORIDA DIGESTIVE AND LIVER SPECIALIST		7			7
HNL LAB MEDICINE		5	2	29%	7
ILLINOIS DEPARTMENT OF PUBLIC HEALTH			7	100%	7
BROOKDALE LAKE ORIENTA			7	100%	7
STPET		4	2	33%	6
PUBLIC HEALTH LAB		6			6
SUFFRIDGE DRIVE GROUP HOME		6			6
SAINT PETER'S UNIVERSITY HOSPITAL		6			6
MIAMI RESCUE MISSION CLINIC INC			6	100%	6
LISTENING DOCTOR PLLC, THE		1	5	83%	6
TIMBER CREEK PEDIATRICS		6			6



# COVID-19: testing by laboratory

Data through Feb 14, 2021 verified as of Feb 15, 2021 at 09:25 AM

Data in this report are provisional and subject to change.

The numbers in the table below represent the number of Florida and non-Florida residents for whom test results were received by the Department of Health. A person can be tested by more than one laboratory and can have both positive and negative results. **Therefore, the sum of the numbers in each column will be larger than the total number of people tested.**

Reporting lab	Inconclusive	Negative	Positive	Percent positive	Total
MINUTE CLINIC LLC #2775		6			6
EDWARD S BENNETT MD PLLC		6			6
CDRX INFUSION			6	100%	6
CAPE CORAL URGENT CARE		3	3	50%	6
MEDEXPRESS URGENT CARE - BATTLE CREEK		4	2	33%	6
BAYCARE ALLIANT HOSPITAL			6	100%	6
TAMIAMI LAB MILLENIUM			6	100%	6
CVS MINUTE CLINIC DIAGNOSTIC OF TN #6044		6			6
ANYLABTEST NOW			6	100%	6
LONG ISLAND JEWISH FOREST HILLS HOSPITAL		6			6
TEXAS MEDCLINIC			6	100%	6
RIVER CITY PRIMARY AND URGENT CARE			6	100%	6
DOCTORS EXPRESS OF ST PETERSBURG			6	100%	6
NEMOURS CHILDREN'S URGENT			6	100%	6
PROHEALTH MED		1	5	83%	6
EXPRESS CARE OF TAMPA BAY LLC		2	4	67%	6
PR HEALTH		1	5	83%	6
AMERICAN HEALTH ASSOC. LABORATORY SOUTH		4	2	33%	6
CVS NC5591POCT STATESVILLE		5	1	17%	6
OAK HARBOR ASSISTED LIVING FACILITY		4	2	33%	6
MEDEXPRESS URGENT CARE - CULPEPER		6			6
MIAMI BEACH COMMUNITY HEALTH CENTER INC			6	100%	6
WATAUGA MEDICAL CENTER		4	2	33%	6
INTERNAL MEDICINE LIPID AND WELNNESS PRACTICE			6	100%	6
MINUTECLINIC MINUTECLINIC #8505		4	2	33%	6
GENETIC TECHNOLOGICAL INNOVATIONS			6	100%	6
PRESBYTERIAN HOME		6			6
TAMPA URGENT CARE			6	100%	6
FRESENIUS KIDNEY CARE DUNEDIN			6	100%	6
CITYMD		1	5	83%	6
YAZJI PEDIATRIC CARE LLC DBA TUKA PEDIATRICS			6	100%	6
MINUTE CLINIC LLC #4017		6			6
MEDEXPRESS URGENT CARE - TARENTUM		5	1	17%	6
AARK LABORATORY		6			6
CAREWELL 301 - WARWICK			6	100%	6
INTEGRATED FAMILY MEDICAL CENTER			6	100%	6
PACIFICA SUNRISE			6	100%	6
MINUTECLINIC, LLC #1586		4	2	33%	6
CVS MINUTE CLINIC DIAGNOSTIC MED GRP OF SAN		4	2	33%	6
CHILDREN'S HOSPITAL OF PHILADELPHIA		5	1	17%	6
BROOKDALE CLERMONT			6	100%	6
CVS MINUTE CLINIC DIAGNOSTIC PA #3060		5	1	17%	6
JERSEY SHORE MEDICAL CENTER		6			6
MC DIAGNOSTIC OF CONNECTICUT , PC # 3		4	2	33%	6
XPRESS URGENT CARE LLC		6			6
LAKEVIEW TERRACE HOME HEALTH SERVICES LLC			6	100%	6

# COVID-19: testing by laboratory

Data through Feb 14, 2021 verified as of Feb 15, 2021 at 09:25 AM

Data in this report are provisional and subject to change.

The numbers in the table below represent the number of Florida and non-Florida residents for whom test results were received by the Department of Health. A person can be tested by more than one laboratory and can have both positive and negative results. **Therefore, the sum of the numbers in each column will be larger than the total number of people tested.**

Reporting lab	Inconclusive	Negative	Positive	Percent positive	Total
LIFELINK TISSUE BANK D/B/A LIFELINK TISSUE BANK		6			6
SV DIAGNOSTIC LAB			6	100%	6
PALMETTO HEALTH ALLIANCE		3	3	50%	6
MINUTECLINIC DIAGNOSTIC OF VIRGINIA		6			6
GRACE REHABILITATION CENTER OF VERO BEACH		4	2	33%	6
SOMA MEDICAL CENTER PA #4			6	100%	6
MEDEXPRESS URGENT CARE - MT LEBANON		4	2	33%	6
VIBRANT AMERICA		4	2	33%	6
CITIZENS BAPTIST MEDICAL CENTERS LAB		5	1	17%	6
DOTHAN WEST FAMILY MEDICINE		4	2	33%	6
LOUISIANA DEPT OF HEALTH			6	100%	6
SANDGATE GARDENS REHAB & NURSING CENTER		3	3	50%	6
PLEASANTVILLE OF SEBASTIAN LLC			6	100%	6
THE WINDSOR OF OCALA		2	4	67%	6
MINUTE CLINIC DIAGNOSTIC OF TEXAS, LLC		6			6
MINUTECLINIC LLC (1435)		6			6
THE VILLAGES REGIONAL HOSPITAL FREESTANDING		3	3	50%	6
THE CLINIC PREMISE HEALTH			6	100%	6
Baptist Village Retirement Communities		6			6
MINUTE CLINIC INCORPORATE		6			6
HUNTERS CREEK PEDIATRICS		6			6
BAYSHORE POINTE NURSING AND REHAB CENTER			6	100%	6
WIREGRASS MEDICAL CENTER			6	100%	6
CITY OF CAPE CORAL		5	1	17%	6
NYU WINTHROP HOSPITAL PATHOLOGY		6			6
MEDEXPRESS URGENT CARE - MIDLOTHIAN		6			6
AMERICAN EAGLE LEESBURG AL LLC DBA VISTA LAKE			6	100%	6
MEDEXPRESS URGENT CARE - STAUNTON		2	4	67%	6
PARTNERS PHARMACY OF FLORIDA LLC		6			6
MINUTECLINIC #2860		4	2	33%	6
CAN COMMUNITY HEALTH, INC		6			6
RAYMOND BASRI MD		6			6
MEDEXPRESS URGENT CARE - RICHMOND, NINE MILE RD		5	1	17%	6
FIRST COAST CARDIOVASCULAR INSTITUTE PA			6	100%	6
DELIVER MY MEDS CORP		6			6
CVA MINUTE CLINIC DIAGNOSTIC OF VIRGINIA, LLC		6			6
UNILAB		2	4	67%	6
THE PALMS REHABILITATION AND HEALTHCARE CENTER		5	1	17%	6
MEDEXPRESS URGENT CARE-PITTSFIELD		6			6
ACCENTCARE		6			6
MINUTE CLINIC DIAGNOSTIC OF PENNSYLVANIA		6			6
MARSHALL MEDICAL CENTER SOUTH LAB		5	1	17%	6
PALM HARBOR DERMATOLOGY		4	2	33%	6
CVS MINUTE CLINIC DIAGNOSTIC OF NEW JERSEY		6			6
TERRACINA LLC		1	5	83%	6
DEPARTMENT OF HEALTH AND HUMAN SERVICES STATE OF NEW HAMPSHIRE			6	100%	6

# COVID-19: testing by laboratory

Data through Feb 14, 2021 verified as of Feb 15, 2021 at 09:25 AM

Data in this report are provisional and subject to change.

The numbers in the table below represent the number of Florida and non-Florida residents for whom test results were received by the Department of Health. A person can be tested by more than one laboratory and can have both positive and negative results. **Therefore, the sum of the numbers in each column will be larger than the total number of people tested.**

Reporting lab	Inconclusive	Negative	Positive	Percent positive	Total
CAPITAL HEALTH PLAN LABORATORIES			6	100%	6
GLEN FALLS HOSPITAL DEPARTMENT OF PATHOLOGY		6			6
MEDICAL CENTER AT OCEAN REEF		1	5	83%	6
UT MEMPHIS UNIVERSITY HEALTH SERVICES			6	100%	6
FAMILY CARE MEDICAL CENTER			6	100%	6
NORTHEAST ALABAMA REGIONAL MEDICAL CENTER		3	3	50%	6
PANCARE HEALTH - KATE SMITH ELEMENTARY		1	5	83%	6
MERCY COLLEGE HEALTH OFFICE		6			6
CVS NC4165POCT BREVARD		4	2	33%	6
MINUTECLINIC DIAGNOSTIC OF NORTH CAROLINA PC #5341		4	2	33%	6
CVS TN5601POCT LENOIR CITY		6			6
MEDEXPRESS URGENT CARE - STATE COLLEGE		5	1	17%	6
CAMELLIA AT DEERWOOD		2	4	67%	6
ATLANTIC COMMUNITY HIGH SCHOOL		5	1	17%	6
UNILAB OF DADE INC			6	100%	6
SOUTHEASTERN DERMATOLOGY GROUP PA		5	1	17%	6
HOLLY HILL HOME INFUSION SERVICE		5	1	17%	6
BROWARD TRANSITIONAL CENTER			6	100%	6
ST VINCENTS AMBULATORY CARE INC DBA		3	3	50%	6
ETHOS LABORATORIES		6			6
FLORIDA MEDICAL SPECIALISTS		2	4	67%	6
JOHN T MATHER MEMORIAL HOSPITAL LABORATORY		5	1	17%	6
COLUMBIA MEMORIAL HOSPITAL		6			6
MINUTECLINIC, LLC #05038		6			6
MINUTECLINIC DIAGNOSTIC OF GEORGIA, LL		5	1	17%	6
CITY OF NAPLES FIRE RESCUE		5	1	17%	6
LUMADOC HEALTH		4	2	33%	6
SIMEDHEALTH LLC		2	4	67%	6
MEDEXPRESS URGENT CARE-PETERS TWP		5	1	17%	6
BROWARD COUNTY HEALTH DEPT.			6	100%	6
CONCENTRA			6	100%	6
ENTRUST IMMEDIATE CARE			6	100%	6
MEDEXPRESS URGENT CARE - ELM GROVE		5	1	17%	6
MINUTECLINIC DIAGNOSTIC OF NEW JERSEY,		5	1	17%	6
CAPRONA GROUP HOME			6	100%	6
Fouraker Hills Rehab and Nursing			6	100%	6
ARLINGTON OF NAPLES		6			6
PATHGROUP LABS, LLC		4	2	33%	6
BETH ISRAEL DEACONESS MEDICAL CENTER			6	100%	6
AVANTE AT ORMOND BEACH INC			6	100%	6
Northwell Lab		2	4	67%	6
NORTH PINELLAS CHILDRENS MEDICAL CENTER INC			6	100%	6
Avalon Healthcare and Rehabilitation Center			6	100%	6
QUICK CARE MED WALK IN AND URGENT CARE			6	100%	6
NORTHSIDE HOSPITAL ATLANTA		3	3	50%	6
URGENT TEAM - HUNTSVILLE		5	1	17%	6

# COVID-19: testing by laboratory

Data through Feb 14, 2021 verified as of Feb 15, 2021 at 09:25 AM

Data in this report are provisional and subject to change.

The numbers in the table below represent the number of Florida and non-Florida residents for whom test results were received by the Department of Health. A person can be tested by more than one laboratory and can have both positive and negative results. **Therefore, the sum of the numbers in each column will be larger than the total number of people tested.**

Reporting lab	Inconclusive	Negative	Positive	Percent positive	Total
Centrastate Medical Center		5	1	17%	6
BOCA VIPEDIATRICS			6	100%	6
Florida Clinical Laboratory		1	5	83%	6
CURATIVE CARE CENTER INC		1	5	83%	6
MEDEXPRESS URGENT CARE - IRVING		6			6
VITAS HEALTH INC			6	100%	6
MINUTE-CLINIC DIAGNOSTIC OF VIRGINIA, LLC #2003		5	1	17%	6
ASCENSION ST VINCENT'S CLAY COUNTY			6	100%	6
PENSACOLA PEDIATRICS MILTON			6	100%	6
MEDEXPRESS URGENT CARE - HUNTINGTON WE		6			6
ENIGMA DIAGNOSTIC, INC.			6	100%	6
FLORIDA PREMIER MEDICAL CARE PA			6	100%	6
NORTH FLORIDA PEDIATRICS JASPER			6	100%	6
ST LUKES ROOSEVELT LABORATORY		6			6
CRESTWOOD MEDICAL CENTER		4	2	33%	6
MINUTECLINIC DIAGNOSTIC OF SC, LLC #2		5	1	17%	6
URGENT TEAM - MUSCLE SHOALS		6			6
MINUTECLINIC DIAGNOSTICS OF IND, LLC		6			6
FAMILY MEDICINE MEDICAL DRIVE		6			6
FLORIDA WOMAN CARE LABORATORY			6	100%	6
MINUTECLINIC, LLC #244		5	1	17%	6
DR. PHILLIPS MEDICAL WELLNESS CENTER		3	3	50%	6
KEYSTONE REHABILITATION AND HEALTH CENTER		1	4	80%	5
OPTUMCARE FLORIDA, LLC		3	2	40%	5
LAKE MARY HEALTH AND REHABILITATION CENTER		1	4	80%	5
FLORIDA DEPARTMENT OF HEALTH - INVERNESS		3	2	40%	5
LIVING WATERS MEDICAL CENTER			5	100%	5
TULLAHOMA HMA, LLC		4	1	20%	5
PALM GARDEN OF SUN CITY			5	100%	5
VAIL VALLEY MEDICAL CENTER			5	100%	5
KETTERING HEALTH			5	100%	5
WHEELER LABORATORY		4	1	20%	5
Life Care Center of Estero			5	100%	5
PATIENT FIRST - LEESBURG			5	100%	5
EP LTC PHARMACY		4	1	20%	5
FLORIDA PRIMARY CARE AND SPORTS MEDICINE INC		2	3	60%	5
COVID RAPID LABS			5	100%	5
PHYSICIANS REGIONAL MEDICAL CTR - COLLIER BLVD			5	100%	5
QUINTON MEMORIAL HEALTH CARE CENTER		5			5
MEDEXPRESS URGENT CARE MURRYSVILLE		3	2	40%	5
ST. LUCIE COUNTY HEALTH DEPARTMENT		4	1	20%	5
NOVADIX		2	3	60%	5
NOVANT HEALTH UVA		2	3	60%	5
MINUTECLINIC, LLC #03268		4	1	20%	5
GRAND VILLA OF PALM COAST		5			5
MINUTECLINIC DIAGNOSTIC OF OHIO #7790		3	2	40%	5

# COVID-19: testing by laboratory

Data through Feb 14, 2021 verified as of Feb 15, 2021 at 09:25 AM

Data in this report are provisional and subject to change.

The numbers in the table below represent the number of Florida and non-Florida residents for whom test results were received by the Department of Health. A person can be tested by more than one laboratory and can have both positive and negative results. **Therefore, the sum of the numbers in each column will be larger than the total number of people tested.**

Reporting lab	Inconclusive	Negative	Positive	Percent positive	Total
PEDIATRIC URGENT HEALTH CARE			5	100%	5
PRECISION LABS LLC		2	3	60%	5
SHEEPSHEAD BAY URGENT CARE		5			5
MOUNT SINAI BROOKLYN LABORATORY		4	1	20%	5
BROWNE MEDICAL LLC		3	2	40%	5
MINUTECLINIC MINUTECLINIC #4977		3	2	40%	5
PHYSICIANS URGENT CARE BERRY FARMS		4	1	20%	5
GULF COAST PEDIATRICS OF SARASOTA PA		1	4	80%	5
ALPHADERA LABS, LLC			5	100%	5
NORTH DADE NURSING AND REHABILITATION CENTER			5	100%	5
REHABILITATION CENTER AT JUPITER GARDENS		5			5
URGENT TEAM - NASHVILLE		5			5
MINUTECLINIC DIAGNOSTIC OF NEVADA #87		3	2	40%	5
UNIVERSITY OF MIAMI MILLER SCHOOL OF MEDICINE			5	100%	5
PM PEDIATRICS OF BAYSIDE PLLC		5			5
COLUMBIA MEMORIAL HOSPITAL LABORATORY		5			5
HAVEN HOSPICE IN CHIEFLAND			5	100%	5
OCHSNER MEDICAL CENTER			5	100%	5
LAKE COUNTY DETENTION CENTER		3	2	40%	5
OMNICARE PHARMACY OF TEXAS 1, LP DBA OMNICARE		5			5
MEDEXPRESS URGENT CARE - GLENDALE		5			5
LEE MEMORIAL HEALTH SYSTEM		2	3	60%	5
THE UNIVERSITY OF VERMONT MEDICAL CENTER		4	1	20%	5
INTERNAL MEDICINE & PRIMARY CARE ASSOCIATES, PLC			5	100%	5
SUMTER COUNTY HEALTH DEPARTMENT			5	100%	5
CENTREX CLINICAL LABS INC		5			5
Rio Pinar Health Care			5	100%	5
RUSH UNIVERSITY MEDICAL CENTER LABORATORY			5	100%	5
CVS NATIONAL HARBOR MD2297714CV		5			5
SIGNATURE URGENT CARE			5	100%	5
INFECTION CONTROL/ EMPHEALTH		3	2	40%	5
APEX HOME HEALTH CARE		4	1	20%	5
EASTCHESTER PEDIATRIC MEDICAL GROUP		5			5
CAREHERE LCS- EUSTIS			5	100%	5
WESTMINSTER SHORES			5	100%	5
MAXHEALTH		4	1	20%	5
MINNESOTA DEPARTMENT OF HEALTH PUBLIC HEALTH LABORATORY DIVISION	1		4	80%	5
MEDEXPRESS URGENT CARE - WILLIAMSPORT		4	1	20%	5
FLORIDA CLINICAL LABORATORY - BIOREFERENCE LABORATORIES		2	3	60%	5
PUTNAM HOSPITAL CENTER LABORATORY		5			5
JACKSON SOUTH COMMUNITY HOSPITAL LAB			5	100%	5
CVS IN6654POCT INDIANAPOLIS		4	1	20%	5
URGENT MED INC		3	2	40%	5
MEDEXPRESS URGENT CARE - CLARKSBURG		5			5
MINUTECLINIC, LLC #1492		5			5
CHAMPLAIN VALLEY PHYSICIANS HOSPITAL		3	2	40%	5

# COVID-19: testing by laboratory

Data through Feb 14, 2021 verified as of Feb 15, 2021 at 09:25 AM

Data in this report are provisional and subject to change.

The numbers in the table below represent the number of Florida and non-Florida residents for whom test results were received by the Department of Health. A person can be tested by more than one laboratory and can have both positive and negative results. **Therefore, the sum of the numbers in each column will be larger than the total number of people tested.**

Reporting lab	Inconclusive	Negative	Positive	Percent positive	Total
JUPITER ISLAND MEDICAL CLINIC INC		5			5
HELIX KH UC			5	100%	5
GOOD SAMARITAN MEDICAL CENTER			5	100%	5
PREMIER FAMILY HEALTH PA			5	100%	5
FRANCES WARDE MEDICAL LABORATORY		2	3	60%	5
PRECISION DIAGNOSTICS INC - NJ		5			5
CLEVELAND CLINIC MARTIN HEALTH NURSING & RESTORATIVE		5			5
NU WAVE MEDICAL CENTER			5	100%	5
MINUTE CLINIC, LLC #1434		5			5
CVS MINUTE CLINIC, LLC #22		4	1	20%	5
FAMILY TREE PRIMARY CARE		4	1	20%	5
MEDEXPRESS URGENT CARE PORT HURON		4	1	20%	5
CARL R DARNALL ARMY MEDICAL CENTER			5	100%	5
HENDRY REGIONAL CONVENIENT CARE CENTER			5	100%	5
STATCARE URGENT & WALK IN MEDICAL CARE		3	2	40%	5
MINUTECLINIC, LLC #7139		5			5
OCCMED SOLUTIONS		2	3	60%	5
MEDEXPRESS URGENT CARE - BECKLEY CROSS		4	1	20%	5
TERENCE B MITCHELL MD, INC		1	4	80%	5
WOODHULL MEDICAL AND MENTAL HEALTH CTR		5			5
MINUTE-CLINIC DIAGNOSTIC OF VIRGINIA, LLC #794		5			5
WATERTOWN URGENT CARE PLLC		5			5
GULF COAST VETERANS HCS PANAMA CITY OPC		5			5
APOLLO GARDENS RETIREMENT RESIDENCE CARE		5			5
UW MEDICINE VIROLOGY LAB			5	100%	5
CVS SC7556POCT WEST COLUMBIA		5			5
UCARE			5	100%	5
OHIO DEPARTMENT OF HEALTH			5	100%	5
UNIVERSITY OF MIAMI / SCCC RESEARCH LABORATORY			5	100%	5
MINUTE CLINIC DIAGNOSTIC OF MICHIGAN PC		5			5
UNIVERSITY OF MIAMI MILLER SCHOOL			5	100%	5
MD NOW MEDICAL CENTER INC			5	100%	5
MINUTECLINIC DIAGNOSTIC MED GRP OF CA		4	1	20%	5
JOE DIMAGGIO CHILDREN'S HOSPITAL		1	4	80%	5
BAYSHORE LABORATORY		4	1	20%	5
HILLSBOROUGH COUNTY HEALTH DEPARTMENT			5	100%	5
DIAGNOSTECHS		4	1	20%	5
UNIVERSITY OF CHICAGO MEDICAL CENTER LAB			5	100%	5
MEDEXPRESS URGENT CARE - BLUEFIELD		4	1	20%	5
PEDIATRICS OF CENTRAL FLORIDA - POINCIANA		3	2	40%	5
MINUTE CLINIC DIAGNOSTIC OF NORTH CAROLINA		5			5
WHITE WILSON MEDICAL CENTER - FWB		1	4	80%	5
MINUTECLINIC DIAG OF IND LLC #6998		4	1	20%	5
CVS HEALTH MINUTE CLINIC		1	4	80%	5
INDIAN RIVER PRIMARY CARE PA		5			5
FORSYTH HOUSE			5	100%	5

# COVID-19: testing by laboratory

Data through Feb 14, 2021 verified as of Feb 15, 2021 at 09:25 AM

Data in this report are provisional and subject to change.

The numbers in the table below represent the number of Florida and non-Florida residents for whom test results were received by the Department of Health. A person can be tested by more than one laboratory and can have both positive and negative results. **Therefore, the sum of the numbers in each column will be larger than the total number of people tested.**

Reporting lab	Inconclusive	Negative	Positive	Percent positive	Total
PANCARE HEALTH - ALTHA PUBLIC			5	100%	5
ADVANCED URGENT CARE OF MARATHON		1	4	80%	5
TANNER MEDICAL CENTER EAST AL		5			5
AUGUSTA HEALTH			5	100%	5
GREENVILLE MEMORIAL HOSPITAL LAB			5	100%	5
ALL CHILDREN'S HOSPITAL DEPT OF GENERAL PEDIATRICS			5	100%	5
PEDIATRICS OF ALTAMONTE		5			5
CLAY PRIMARY & FAMILY CARE LLC			5	100%	5
DICKSON MEDICAL ASSOCIATES PC PATH LAB		4	1	20%	5
MINUTECLINIC DIAGNOSTIC OF TN PC #442		4	1	20%	5
ADVENTHEALTH MEDICAL GROUP PEDIATRIC & ADOLESCENT		4	1	20%	5
AHF PUBLIC HEALTH LABORATORY			5	100%	5
MEDEXPRESS URGENT CARE-NESHANNOCK TWP		4	1	20%	5
UCF STUDENT HEALTH SERVICES LABORATORY		2	3	60%	5
PHYSICIANS FOR CHILDREN			5	100%	5
RIVERVIEW ALF OPERATOR LLC			5	100%	5
CVS NC6402POCT DAVIDSON		3	2	40%	5
RELIANT IMMUNE DIAGNOSTICS			5	100%	5
INNOVATIVE COVID-DIVERSEY			5	100%	5
MCR HEALTH LAWTON CHILES ADMINISTRATION STE A		1	4	80%	5
BROOKDALE NEW PORT RICHEY			5	100%	5
COPELAND MEDICAL CLINIC		3	2	40%	5
BETHESDA COMMUNITY HEALTH CENTER			5	100%	5
UPMC HEALTH SYSTEM		4	1	20%	5
NORTH SHORE HEMATOLOGY-ONCOLOGY ASSOCIATES, PC		5			5
ADVENTHEALTH CAR CENTER APOPKA			5	100%	5
Kennedy University Hospital		5			5
MINUTECLINIC, LLC, DBA MINUTECLINIC #2		5			5
XRL SXF REF LAB		5			5
WEST PACIFIC MEDICAL LABORATORY			5	100%	5
DIXIE COUNTY EMERGENCY SERVICES			5	100%	5
FLAGLER HEALTH SERVICES INC			5	100%	5
PM PEDIATRICS OF SELDEN		3	2	40%	5
AEL KNOXVILLE			5	100%	5
NIGHT LITE PEDIATRICS CENTER		1	4	80%	5
HEALTH AND WELLNESS CENTER			5	100%	5
BOROPARK URGENT CARE		4	1	20%	5
MANATEE COUNTY JAIL		4	1	20%	5
MEDEXPRESS - COLLINSVILLE BELT LINE		3	2	40%	5
MEDEXPRESS URGENT CARE-MUNCIE		5			5
MINUTECLINIC DIAGNOSTIC OF TN PC #643		3	2	40%	5
EXPRESS TEST			5	100%	5
DISCOVERY VILLAGE AT STUART		2	3	60%	5
FLORIDA HOSPITAL LAKE MARY		5			5
ELITE MD GROUP INC		1	4	80%	5
LABCORP UNSPECIFIED		5			5

# COVID-19: testing by laboratory

Data through Feb 14, 2021 verified as of Feb 15, 2021 at 09:25 AM

Data in this report are provisional and subject to change.

The numbers in the table below represent the number of Florida and non-Florida residents for whom test results were received by the Department of Health. A person can be tested by more than one laboratory and can have both positive and negative results. **Therefore, the sum of the numbers in each column will be larger than the total number of people tested.**

Reporting lab	Inconclusive	Negative	Positive	Percent positive	Total
PHYSICIANS IMMEDIATE CARE ELGIN			5	100%	5
CVS NJ617POCT CEDAR GROVE		5			5
JOHN T MACKAY MD			5	100%	5
URGENT CARE COASTAL GA			5	100%	5
DANIEL M LIBBY MD PLLC		5			5
PEACHTREE IMMEDIATE CARE			5	100%	5
LPG PRIMARY CARE AT SURFSIDE		5			5
ST. PETERSBURG PEDIATRICS			5	100%	5
FLORIDA DEPARTMENT OF HEALTH IN SARASOTA COUNTY		5			5
MINUTECLINIC DIAGNOSTIC OF PENNSYLVANIA, LLD #1545		5			5
MINUTECLINIC, LLC #03965		5			5
MINUTE CLINIC LLC #10203		5			5
MINUTECLINIC DIAG OF IND, LLC #2387		5			5
NELSON BIOLOGICAL			5	100%	5
CYPRESS CREEK MEDICAL CENTER			5	100%	5
SOUTH FLORIDA FAMILY HEALTH & RESEARCH CTR			5	100%	5
Walker BaptistMedCtr		4	1	20%	5
SOUTHERN OCEAN MEDICAL CENTER		5			5
SOUTH FLORIDA BAPTIST HOSPITAL			5	100%	5
WILSON PEDIATRICS			5	100%	5
CVS MINUTE CLINIC DIAG OF IND LLC #5206		4	1	20%	5
BEACH HOUSE		5			5
MEDEXPRESS URGENT CARE MORGANTOWN		5			5
CONCENTRA URGENT CARE		1	4	80%	5
ST CLOUD COMPOUNDING PHARMACY & WELLNESS CENTER		5			5
MIAMI MEDICAL CONSULTANT PA			5	100%	5
SUTTER TRACY COMMUNITY HOSPITAL			5	100%	5
FINLAY		1	4	80%	5
ST JOHNS BIOMEDICAL LAB		5			5
DEPARTMENT OF HEALTH AND HUMAN SERVICES LANSING			5	100%	5
CVS TX7827POCT ROUND ROCK		5			5
DOCS URGENT CARE		1	4	80%	5
URGENT CARE OF LONGWOOD			5	100%	5
COMMONS AT ORLANDO LUTHERAN TOWERS SNF			5	100%	5
Army Residence Community		5			5
PINECREST PEDIATRICS GROUP LLC			5	100%	5
MD NOW MEDICAL CENTER			5	100%	5
JS HEALTHCARE INC		5			5
MC DIAGNOSTIC OF CONNECTICUT, PC #1043		5			5
MINUTE CLINIC DIAGNOSTIC OF TN PC #64		5			5
MIAMI CANCER INSTITUTE			5	100%	5
UF HEALTH PATHOLOGY LABORATORIES			5	100%	5
LPG PEDIATRICS AT CAPE CORAL		5			5
LEWIS COUNTY MANOR		5			5
GUTHRIE MEDICAL GROUP LABORATORIES		5			5
LAKE NONA PEDIATRICS IN ASSOCIATION WITH NEMOURS		5			5



# COVID-19: testing by laboratory

Data through Feb 14, 2021 verified as of Feb 15, 2021 at 09:25 AM

Data in this report are provisional and subject to change.

The numbers in the table below represent the number of Florida and non-Florida residents for whom test results were received by the Department of Health. A person can be tested by more than one laboratory and can have both positive and negative results. **Therefore, the sum of the numbers in each column will be larger than the total number of people tested.**

Reporting lab	Inconclusive	Negative	Positive	Percent positive	Total
UT SOUTHWESTERN MEDICAL CENTER			5	100%	5
BAPTIST HEALTH - TOWN CENTER			5	100%	5
LABS PLUS LLC		5			5
MINUTECLINIC DIAGNOSTIC OF ILLINOIS		4	1	20%	5
VIERA PEDIATRICS		1	4	80%	5
WAKEMED		1	4	80%	5
NORTHPORT MEDICAL CENTER LAB		5			5
MEDICAL CENTER OF BLOUNTSTOWN			5	100%	5
EGL GENETICS DIAGNOSTICS			5	100%	5
FLORIDA PRIMARY & SPECIALTY CARE		5			5
MAXCARE CLINIC			5	100%	5
ADVICE FOR OPTIMAL WELLNESS		2	3	60%	5
COOPER HOSPITAL/UNIVERSITY MEDICAL		5			5
PIEDMONT HOSPITAL LAB			5	100%	5
FHPG FAMILY MEDICAL CENTER OF TAMPA BAY		1	4	80%	5
EAST BANK HOSPITAL - UNIVERSITY OF MINNESOTA MEDICAL CENTER			5	100%	5
AMERICAN MEDICAL RESPONSE - DENVER		2	3	60%	5
ORLANDO ORTHOPAEDIC CENTER		4	1	20%	5
Enterprise Health and Rehabilitation Center		5			5
MINUTECLINIC DIAGNOSTIC OF SC, LLC #7		3	2	40%	5
URGENT CARE OF ERWIN		5			5
MINUTECLINIC DIAG OF IND, LLC #10190		4			4
ADVANCED PEDIATRICS OF BOCA LLC			4	100%	4
CAREATC, INC.			4	100%	4
MEDEXPRESS URGENT CARE, FAIRMONT		4			4
DEPARTMENT OF HEALTH/ NEW YORK			4	100%	4
MARION AND BERNARD L SAMSON NURSING CENTER			4	100%	4
PRL NYC PANDEMIC RESPONSE LAB			4	100%	4
ROAN DRUG COMPANY LLC		4			4
MINUTECLINIC, LLC #1470		4			4
URGENT CARE - OCONEE		2	2	50%	4
INDUSTRY LAB DIAGNOSTIC PARTNERS			4	100%	4
CALIFORNIA DEPARTMENT OF PUBLIC HEALTH			4	100%	4
ManorCare Rehabilitation Center- Decatur		4			4
GENTLE HANDS MOBILE PHLEBOTOMY			4	100%	4
Westminster Manor		3	1	25%	4
SANFORD SOUTH UNIVERSITY		4			4
MEDEXPRESS URGENT CARE - MARKHAM STREE		3	1	25%	4
SUNRISE SENIOR LIVING OF JACKSONVILLE			4	100%	4
Signature Healthcare of Savannah		4			4
MINUTECLINIC DIAG OF IND LLC #8651		3	1	25%	4
STATCARE URGENT AND WALK-IN MEDICAL CA		4			4
MIAMI COMMUNITY HEALTH CENTER INC		1	3	75%	4
CARE ONE PRIMARY CARE			4	100%	4
BOND & STEELE CLINIC PA D/B/A BOND CLINIC PA		4			4
MINUTECLINIC DIAGNOSTIC OF VIRGINIA, LLC #255		4			4

# COVID-19: testing by laboratory

Data through Feb 14, 2021 verified as of Feb 15, 2021 at 09:25 AM

Data in this report are provisional and subject to change.

The numbers in the table below represent the number of Florida and non-Florida residents for whom test results were received by the Department of Health. A person can be tested by more than one laboratory and can have both positive and negative results. **Therefore, the sum of the numbers in each column will be larger than the total number of people tested.**

Reporting lab	Inconclusive	Negative	Positive	Percent positive	Total
NEULIFE NEUROLOGICAL SERVICES LLC			4	100%	4
MINUTECLINIC DIAGNOSTIC OF VIRGINIA, LLC #1656		4			4
FAMILY MEDICINE AT WINTER PARK			4	100%	4
USCG SECTOR ST PETE		1	3	75%	4
ACCESS RECOVERY SOLUTIONS LLC			4	100%	4
MEDEXPRESS URGENT CARE - LOGAN		4			4
FLEET LANDING			4	100%	4
BENEVA LAKES HEALTHCARE & REHAB CENTER			4	100%	4
BOONE DRUG & HEALTHCARE AT DEERFIELD			4	100%	4
WYOMING PUBLIC HEALTH LAB			4	100%	4
ST BARNABAS HOSPITAL		4			4
COURTYARD GARDENS OF BOYNTON BEACH, LLC		1	3	75%	4
AHC Decatur County		4			4
CVS OH2543POCT CANFIELD		4			4
Heartland of Boynton Beach			4	100%	4
SOUTHWESTERN REGIONAL MEDICAL CENTER - TULSA		4			4
Metro West Nursing and Rehab			4	100%	4
MINUTECLINIC DIAG OF IND, LLC #6697		4			4
MINUTECLINIC, DIAGNOSTIC OF TEXAS, LL		4			4
SONIC REFERENCE LABORATORY			4	100%	4
CVS OH3080POCT HUBER HEIGHTS		4			4
CVS MINUTE CLINIC DIAGNOSTIC OF TEXAS		3	1	25%	4
MEDEXPRESS URGENT CARE - TEAYS VALLEY		3	1	25%	4
DEPARTMENT OF HEALTH AND HUMAN SERVICES		2	2	50%	4
BAPTIST HEALTH MEDICAL CENTER			4	100%	4
INTRACOASTAL LABS INC		4			4
MINUTE CLINIC DIAGNOSTIC MED GRP		3	1	25%	4
BELLIN HEALTH LAB		1	3	75%	4
MEDEXPRESS URGENT CARE - WEIRTON		4			4
CELERION			4	100%	4
MEDEXPRESS URGENT CARE - FORT WORTH S		3	1	25%	4
CAPTAIN JAMES A. LOVELL FEDERAL HEALTHCARE CENTER			4	100%	4
THE DOCTORS CENTER HEALTHCARE-SOUTHSIDE		1	3	75%	4
CENTERPLACE HEALTH, INC			4	100%	4
MINUTECLINIC DIAGNOSTIC OF OHIO #3407		4			4
IMIC INC RESEARCH			4	100%	4
MONTANA DEPARTMENT OF PUBLIC HEALTH & HUMAN SERVICES			4	100%	4
LOUISIANA DEPT. OF HEALTH AND HOSPITALS-INFECTIOUS DISEASE EPI SECTION			4	100%	4
FCHC (OB)-DARWIN SQUARE CTR.			4	100%	4
CONSULATE HEATH CARE AT WEST ALTAMONTE			4	100%	4
SARASOTA MEDICAL CENTER			4	100%	4
CVS HEALTH, #2043		4			4
FLORIDA CANCER SPECIALISTS AND RESEARCH		2	2	50%	4
WINTER PARK INTERNAL MEDICINE MD PA		3	1	25%	4
ADVENTHEALTH NEW SMYRNA BEACH COMMUNITY HEALTH			4	100%	4
MINUTECLINIC, LLC #5707		4			4

# COVID-19: testing by laboratory

Data through Feb 14, 2021 verified as of Feb 15, 2021 at 09:25 AM

Data in this report are provisional and subject to change.

The numbers in the table below represent the number of Florida and non-Florida residents for whom test results were received by the Department of Health. A person can be tested by more than one laboratory and can have both positive and negative results. **Therefore, the sum of the numbers in each column will be larger than the total number of people tested.**

Reporting lab	Inconclusive	Negative	Positive	Percent positive	Total
MEDEXPRESS URGENT CARE - PRINCETON		4			4
COVENIENT CARE MEDICAL CLINIC			4	100%	4
UNIVERISTY OF MIAMI			4	100%	4
MERCY URGENT CARE			4	100%	4
MEDICINE SHOPPE #1306 THE		3	1	25%	4
GENEVA GENERAL HOSPITAL LABORATORY		3	1	25%	4
MEDEXPRESS URGENT CARE - FREDERICK		4			4
MEDICAL CENTER ENTERPRISE			4	100%	4
SunTerrace Health Care Center		3	1	25%	4
ARKANSAS DEPARTMENT OF HEALTH			4	100%	4
AIREVAC INTERNATIONAL		4			4
AHC of Mckenzie		4			4
CHILDREN'S MEDICAL GROUP		4			4
FLORIDA HOSPITAL ALTAMONTE		2	2	50%	4
GEORGE E WEEEMS MEMORIAL HOSPITAL LAB		3	1	25%	4
MASSASHUSETTS STATE LAB INSTITUTE		1	3	75%	4
ELITE CARE			4	100%	4
MAILBOX DIAGNOSTICS		2	2	50%	4
MONROE COUNTY DEPT OF PUBLIC HEALTH ST		4			4
ABSOLUTE HEALTH		4			4
CARENOW URGENT CARE - CENTRAL AUSTIN		1	3	75%	4
LPG PULMONOLOGY-COCONUT POINT		3	1	25%	4
MEDEXPRESS URGENT CARE - MBURG COMMONS		4			4
QUALITY MEDICAL CARE			4	100%	4
PEDIATRICS IN BREVARD-COCOA BEACH		2	2	50%	4
CVS NY491POCT JACKSON HEIGHTS		4			4
EASTERN FLORIDA STATE COLLEGE - PALM BAY CAMPUS□			4	100%	4
DYNACARE LABORATORIES			4	100%	4
Grace Rehabilitation of Vero Beach		4			4
CORIZON HEALTH INC			4	100%	4
ENCOMPASS HOME HEALTH		4			4
MD NOW URGENT CARE - DELRAY WEST			4	100%	4
BIRMINGHAM VAMC		1	3	75%	4
ARCPPOINT LABS OF FORT LAUDERDALE, FL CENTRAL		1	3	75%	4
MINUTECLINIC DIAGNOSTIC OF WISCONSIN, LLC		4			4
DIAGNOSTIC & MEDICAL SPECIALISTS OF GREENWICH		2	2	50%	4
AFFINITY URGENT CARE			4	100%	4
COVID TESTING LLC			4	100%	4
CVS PA233POCT NEWTOWN SQUARE		4			4
PILGRIM PHARMACY INC		4			4
CVS TX7821POCT LEAGUE CITY		4			4
CVS SC2736POCT MURRELLS INLET		4			4
MEDEXPRESS URGENT CARE - WICHITA, S SENECA ST		2	2	50%	4
Millennium Nursing & Rehab Center		4			4
NEMOURS CHILDREN'S CLINIC			4	100%	4
TRIDENT BIOMETRICS		3	1	25%	4

# COVID-19: testing by laboratory

Data through Feb 14, 2021 verified as of Feb 15, 2021 at 09:25 AM

Data in this report are provisional and subject to change.

The numbers in the table below represent the number of Florida and non-Florida residents for whom test results were received by the Department of Health. A person can be tested by more than one laboratory and can have both positive and negative results. **Therefore, the sum of the numbers in each column will be larger than the total number of people tested.**

Reporting lab	Inconclusive	Negative	Positive	Percent positive	Total
WALGREENS #07034		4			4
LIFEHOPE LABS			4	100%	4
THE OASIS ALF		4			4
CAYUGA COUNTY HEALTH DEPARTMENT		3	1	25%	4
CVS TN7698POCT KNOXVILLE		4			4
FAMILY TREE DNA			4	100%	4
GUTHRIE MEDICAL GROUP - CORNING		3	1	25%	4
MINUTECLINIC, LLC, DBA MINUTECLINIC #6		4			4
EXPRESS TESTING-ONE			4	100%	4
Oakwood - North Baldwins Center for Living		4			4
LIFE CARE HOME HEALTH SERVICES LLC		1	3	75%	4
RELIANT ACUTE CARE			4	100%	4
TRUE HEALTH- HOFFNER		3	1	25%	4
DEACONESS HOSPITAL			4	100%	4
VIDANT MEDICAL CENTER			4	100%	4
STEUBEN COUNTY PUBLIC HEALTH		4			4
MINUTECLINIC, LLC #4682		2	2	50%	4
GRAND AVE PHARMACY			4	100%	4
LAKE FOREST PARK OP CO LLC		4			4
MINUTE-CLINIC DIAGNOSTIC OF VIRGINIA,		4			4
EPI			4	100%	4
MEDEXPRESS - NEW CASTLE, DUPONT HWY		4			4
PEACEHEALTH LABORATORIES		3	1	25%	4
ADVENT HEALTH - TUSKAWILLA		4			4
FOUNDCARE, INC			4	100%	4
CARENOW URGENT CARE-HERMITAGE			4	100%	4
SOUTHEASTERN REGIONAL MEDICAL CENTER			4	100%	4
PHYSICIANS QUALITY CARE			4	100%	4
GRAND VILLA OF LAKELAND		4			4
CAREATC INC BRANDON	1	3			4
COMMUNITY HEALTH CENTER OF WEST PALM BEACH			4	100%	4
SHARP MEMORIAL HOSPITAL MICROBIOLOGY DEPT			4	100%	4
TARPON SPRINGS PEDIATRICS, LLC			4	100%	4
PALMS WEST HOSPITAL			4	100%	4
PORT ORANGE NURSING & REHAB			4	100%	4
ELITE MEDICAL CENTER			4	100%	4
MEDEXPRESS URGENT CARE - TULSA, S YALE AVE		4			4
Calusa Harbour			4	100%	4
FRESENIUS KIDNEY CARE SOUTH ORLANDO			4	100%	4
SYNEXUS CLINICAL RESEARCH US INC		2	2	50%	4
YUSRA MEDICAL ASSOCIATES PA		2	2	50%	4
POWERS PEDIATRICS			4	100%	4
NAVAL MEDICAL CENTER SAN DIEGO			4	100%	4
CVS OH3476POCT TIPP CITY		4			4
ADVENTHEALTH MEDICAL GROUP PEDIATRICS		1	3	75%	4
MEMORIAL HEALTH CARE SYSTEMS			4	100%	4

# COVID-19: testing by laboratory

Data through Feb 14, 2021 verified as of Feb 15, 2021 at 09:25 AM

Data in this report are provisional and subject to change.

The numbers in the table below represent the number of Florida and non-Florida residents for whom test results were received by the Department of Health. A person can be tested by more than one laboratory and can have both positive and negative results. **Therefore, the sum of the numbers in each column will be larger than the total number of people tested.**

Reporting lab	Inconclusive	Negative	Positive	Percent positive	Total
INFINITI LABS INC			4	100%	4
CAPITAL HEALTH LABORATORY INC			4	100%	4
FIFTH AVENUE PEDIATRICS		3	1	25%	4
MINUTECLINIC DIAG OF IND, LLC #6472		4			4
LEVY COUNTY SHERRIF'S DEPT			4	100%	4
UNC HOSPITAL/MCLENDON CLINICAL LABORATORIES			4	100%	4
MINUTECLINIC DIANOSTIC OF VIRGINIA, LL		3	1	25%	4
TALLAHASSEE MEMORIAL HEALTHCARE			4	100%	4
CVS NJ836POCT RUNNEMEDE		4			4
MINUTE CLINIC #8979		4			4
HOME DOCS		2	2	50%	4
MEDEXPRESS URGENT CARE SHADYSIDE		3	1	25%	4
BAPTIST HEALTH URGENT CARE AT PLANTATION		3	1	25%	4
MEDEXPRESS URGENT CARE - YORK		1	3	75%	4
CVS NC7588POCT ASHEVILLE		4			4
MEDEXPRESS URGENT CARE- FORT WORTH N T		4			4
HAMPTON ALF AT 24TH ROAD LLC			4	100%	4
LEE PHYSICIAN GROUP		3	1	25%	4
WINCHESTER MEDICAL CENTER			4	100%	4
PRIMECARE		2	2	50%	4
LAFAYETTE NURSING AND REHAB			4	100%	4
MEDEXPRESS URGENT CARE - SOMERSET TOWNSHIP		4			4
OKLAHOMA STATE UNIVERSITY DIAGNOSTIC LAB			4	100%	4
LEON MEDICAL CENTERS, LLC			4	100%	4
UF HEALTH PATHOLOGY LABORATORIES			4	100%	4
PALM BEACH CANCER INSTITUTE			4	100%	4
SIGNATURE CARE MONTROSE		2	2	50%	4
FAMILY MEDICINE AT WATERMAN		4			4
OVIEDO CHILDRENS HEALTH CENTER LLC		1	3	75%	4
MEDEXPRESS URGENT CARE LAVALE		4			4
L3HARRIS FAMILY MEDICAL CENTER			4	100%	4
CAREWELL URGENT CARE			4	100%	4
LIFEPLUS HEALTHCARE GROUP INC		4			4
FLORIDA MEDICAL ASSOCIATES LLC			4	100%	4
CARENOW URGENT CARE - WINTER SPRINGS		3	1	25%	4
PERSONAL PHYSICIAN CARE PA			4	100%	4
FHCP - ORMOND BEACH			4	100%	4
Crowne Health Care of Montgomery		4			4
Advanced Care Center			4	100%	4
CVS MA2172POCT NORTH GRAFTON		4			4
ALLIANCE PEDIATRICS PA			4	100%	4
PHYSICIANS IMMEDIATE CARE AURORA			4	100%	4
CRESTAR LABS		2	2	50%	4
BARTON MEMORIAL HOSPITAL		3	1	25%	4
FISHERMEN'S HOSPITAL			4	100%	4
PANCARE HEALTH - PONCE DE LEON			4	100%	4

# COVID-19: testing by laboratory

Data through Feb 14, 2021 verified as of Feb 15, 2021 at 09:25 AM

Data in this report are provisional and subject to change.

The numbers in the table below represent the number of Florida and non-Florida residents for whom test results were received by the Department of Health. A person can be tested by more than one laboratory and can have both positive and negative results. **Therefore, the sum of the numbers in each column will be larger than the total number of people tested.**

Reporting lab	Inconclusive	Negative	Positive	Percent positive	Total
CAPE COD HOSPITAL			4	100%	4
CELEBRATION PEDIATRICS			4	100%	4
HEALTHY MINORS PEDIATRIC URGENT CARE		4			4
THONOTOSASSA COMMUNITY HEALTH CENTER		1	3	75%	4
MEDEXPRESS URGENT CARE - SOUTH PARKERSBURG		4			4
MEDEXPRESS URGENT CARE - SUMMERSVILLE, WEBSTER RD		4			4
CVS NY549POCT RIDGEWOOD		2	2	50%	4
MINUTE CLINIC OF KANSAS PA		1	3	75%	4
SJH			4	100%	4
REELFOOT FAMILY WALK IN CLINIC		3	1	25%	4
KEY WEST URGENT CARE, INC		3	1	25%	4
BAYLOR ESOTERIC AND MOLECULAR LAB			4	100%	4
CAREWELL 202			4	100%	4
REHABILITATION CENTER OF WINTER PARK,THE			4	100%	4
OMNICARE PHARMACY OF TEXAS 1		4			4
MEASE CONTINUING CARE		2	2	50%	4
FLORIDA HEART AND VASCULAR			4	100%	4
ACCENT PHYSICIAN SPECIALISTS PA		4			4
PRINCIPLE HOSPICE SERVICE, LLC			4	100%	4
ST PETE DIRECT PRIMARY CARE		2	2	50%	4
MEDEXPRESS URGENT CARE - MOUNTAIN HOME		3	1	25%	4
JUPITER CLINIC			4	100%	4
DERMATOLOGY SPECIALISTS OF FL - DR. JON WARD			4	100%	4
FLORENCE - HUNTSVILLE HOSPITAL URGENT CARE		3	1	25%	4
ST. MARY'S HOSPITAL			4	100%	4
PANCARE HEALTH YOUNGSTOWN			4	100%	4
MD ANDERSON			4	100%	4
COMMUNITY PHYSICIANS OF NORTH PORT PA			4	100%	4
MINUTECLINIC, LLC #1431		3	1	25%	4
HEALTHCARE NETWORK OF SOUTHWEST FLORIDA			4	100%	4
PRINCETON BMC LABORATORY		4			4
MIZELL MEMORIAL HOSPITAL			4	100%	4
MEDEXPRESS URGENT CARE - KOKOMO		4			4
UNION CITY MANOR NURSING CENTER		4			4
KENTUCKY CABINET FOR HEALTH AND FAMILY SERVICES			4	100%	4
PM PEDIATRICS OF SELDEN PLLC		4			4
DTR LABS		3	1	25%	4
CVS NV9841POCT RENO		2	2	50%	4
COMPASSION PEDIATRIC URGENT CARE LLC			4	100%	4
LATCHER LABORATORY OF A O FOX MEMORIAL		2	2	50%	4
ASCENSION ST VINCENT'S MEDICAL CENTER		3	1	25%	4
FLORIDA HEALTHCARE OF ORLANDO			4	100%	4
MINUTECLINIC DIAGNOSTIC OF RHODE ISLAN		4			4
THE RETREAT AT PORT ORANGE			4	100%	4
CONCIMED LLC		3	1	25%	4
PELICAN LANDING		1	3	75%	4

# COVID-19: testing by laboratory

Data through Feb 14, 2021 verified as of Feb 15, 2021 at 09:25 AM

Data in this report are provisional and subject to change.

The numbers in the table below represent the number of Florida and non-Florida residents for whom test results were received by the Department of Health. A person can be tested by more than one laboratory and can have both positive and negative results. **Therefore, the sum of the numbers in each column will be larger than the total number of people tested.**

Reporting lab	Inconclusive	Negative	Positive	Percent positive	Total
HARBOUR ISLAND PEDIATRICS LLC			4	100%	4
IMMUNOGENOMICS LLC		1	3	75%	4
BETHPAGE EXTENDED HOURS CENTER		4			4
DISCOVERY VILLAGE AT DEERWOOD			4	100%	4
MINUTECLINIC, LLC #1796		3	1	25%	4
THE LITTLE CLINIC			4	100%	4
GENUS DIAGNOSTICS			4	100%	4
ALASKA PUBLIC HEALTH LAB		1	3	75%	4
MCKENZIE-WILLAMETTE MEDICAL CENTER LAB		4			4
STONE CLINICAL LABORATORIES OF FL LLC		4			4
SCIENCE CARE			4	100%	4
SOUTH FLORIDA PEDIATRIC PARTNERS			4	100%	4
FLORIDA HEALTH CARE PLANS STIRLING CENTER			4	100%	4
DEPARTMENT OF PATHOLOGY ROME MEMORIAL		3	1	25%	4
APOPKA FAMILY HEALTH CENTER		3	1	25%	4
UNIVERSITY OF WASHINGTON MEDICAL CENTER (UWMC) EMERGENCY DEPT.			4	100%	4
MEDLAB INC		4			4
VITAL CARE URGENT CARE			4	100%	4
COMPUNET CLINICAL LAB			4	100%	4
PARADIGM LABORATORIES			4	100%	4
MARSHFIELD LABORATORIES			4	100%	4
CVS PA6902POCT BRYN MAWR		2	2	50%	4
State Lab Unspecifd			4	100%	4
INTERMARKET FACILITY			4	100%	4
ASCENDI HOME HEALTH AGENCY INC			4	100%	4
GASTROENTEROLOGY ASSOC OF PENSACOLA, PA		2	2	50%	4
REFUGE A HEALING PLACE, THE			4	100%	4
CVS GA2236POCT WOODSTOCK		4			4
Sunrise Health and Rehabilitation Center			4	100%	4
MEDEXPRESS - NEWARK		4			4
DEVEREUX FLORIDA CHILDRENS CENTER			4	100%	4
WESLEY CHAPEL INTERNAL MEDICINE AND PEDIATRICS			4	100%	4
ALVARO J DANGOND MD PA		4			4
PDL PHARMACY CORP			4	100%	4
BIOTEST PLASMA CENTER		4			4
AURORA BAYCARE UROLOGY			4	100%	4
MINUTECLINIC DIAGNOSTIC OF MAINE, LLC		2	2	50%	4
EMORY UNIVERSITY HOSPITAL		1	3	75%	4
Health Care Center of Jacksonville			4	100%	4
MEMORIAL HEALTHCARE SYSTEM		1	3	75%	4
DIAMOND SPEEDWAY DIALYSIS		1	3	75%	4
WILLIAM A HINTON STATE LABORATORY INSTITUTE		1	3	75%	4
CELAL GUROL ERBAY, MD			4	100%	4
COMPASSION PEDIATRICS			4	100%	4
COMPREHENSIVE CLINICAL RESEARCH, LLC			4	100%	4
MAINE DEPARTMENT OF HEALTH AND HUMAN SERVICES			4	100%	4

# COVID-19: testing by laboratory

Data through Feb 14, 2021 verified as of Feb 15, 2021 at 09:25 AM

Data in this report are provisional and subject to change.

The numbers in the table below represent the number of Florida and non-Florida residents for whom test results were received by the Department of Health. A person can be tested by more than one laboratory and can have both positive and negative results. **Therefore, the sum of the numbers in each column will be larger than the total number of people tested.**

Reporting lab	Inconclusive	Negative	Positive	Percent positive	Total
MEDEXPRESS URGENT CARE PLEASANT HILLS		3	1	25%	4
CLINICAL LABORATORIES OF THE BUFFALO		3	1	25%	4
MEDEXPRESS URGENT CARE HUNTINGTON		4			4
MINUTECLINIC DIAG OF IND LLC #1367		4			4
ST CHARLES BEND LABORATORY		3	1	25%	4
HARBORCHASE OF VILLAGES CROSSING			4	100%	4
MINUTECLINIC DIAGNOSTIC OF KENTUCKY		4			4
CVS OH2342POCT WEST CHESTER		3	1	25%	4
Park Ridge Nursing Center		3	1	25%	4
NOT GIVEN		1	3	75%	4
REDMED OF CROSSTOWN		1	3	75%	4
SIGNATURE CARE EMERGENCY CENTER		2	2	50%	4
CROWNE HEALTH CARE OF FORT PAYNE		2	1	33%	3
BRENTWOOD SENIOR LIVING AT ST PETE			3	100%	3
ESTERO FIRE RESCUE		3			3
ST LUKES HOSPITAL LABORATORY		2	1	33%	3
MINUTECLINIC DIAGNOSTIC OF WISCONSIN,		3			3
PREMIER CLINICAL RESEARCH INSTITUTE INC			3	100%	3
WYOMING DEPT OF HEALTH			3	100%	3
MEDEXPRESS URGENT CARE - WHEELING		2	1	33%	3
BARONESS ERLANGER HOSPITAL		3			3
CFP PHYSICIANS GROUP			3	100%	3
ALLIED PHYSICIANS GROUP PLLC		3			3
MINUTECLINIC DIAGNOSTIC MED GRP OF SAN		3			3
LUVERNE HEALTH AND REHABILITATION		3			3
SOUTH COUNTY MENTAL HEALTH CENTER INC			3	100%	3
ATLANTIC SURGERY CENTER OF JACKSONVILLE BEACH		3			3
SHANDS AT LAKE SHORE LAB		1	2	67%	3
OPTUM PRIMARY CARE - SILVER LAKES			3	100%	3
FLORIDA DEPARTMENT OF HEALTH IN MIAMI DADE COUNTY		2	1	33%	3
HAVEN CUSTEAD CARE CENTER			3	100%	3
NASSAU COUNTY HEALTH DEPARTMENT		3			3
BROOKDALE SENIOR LIVING			3	100%	3
EXTENDICARE HEALTH & REHAB CENTER		3			3
PEDIATRICS AND ADOLESCENT MEDICINE		2	1	33%	3
QUEST DIAGNOSTICS PSC			3	100%	3
HCR ManorCare Greentree		3			3
OPTUM OF RED ROAD		3			3
Kennedy University Hospital -Wash Twp L		3			3
JOSEF SCHENKER, MD, PC		3			3
INTERNAL MEDICINE AND WOUND CARE SPECIALIST LLC		3			3
PUBLIC HEALTH TRUST OF MIAMI DADE COUNTY			3	100%	3
CVS OH3393POCT AURORA		2	1	33%	3
RICHMOND CITY DEPARTMENT OF PUBLIC HEALTH			3	100%	3
ELITE PRIMARY CARE OF WAYCROSS			3	100%	3
MEDIC INFUSION PA		3			3



# COVID-19: testing by laboratory

Data through Feb 14, 2021 verified as of Feb 15, 2021 at 09:25 AM

Data in this report are provisional and subject to change.

The numbers in the table below represent the number of Florida and non-Florida residents for whom test results were received by the Department of Health. A person can be tested by more than one laboratory and can have both positive and negative results. **Therefore, the sum of the numbers in each column will be larger than the total number of people tested.**

Reporting lab	Inconclusive	Negative	Positive	Percent positive	Total
MEDEXPRESS URGENT CARE - WAXAHACHIE, N HIGHWAY 77		1	2	67%	3
Englewood Health and Rehab			3	100%	3
PLAINVIEW PRIMARY CARE		3			3
Westside Terrace		3			3
LIFE CARE CENTER OF SKAGIT VALLEY		3			3
MEDEXPRESS URGENT CARE NORWIN		3			3
CVS GA2841POCT LAWRENCEVILLE		3			3
MINUTE CLINIC LLC # 2033		2	1	33%	3
COMMUNITY MEDICAL CENTER			3	100%	3
LEESBURG COMMUNITY HEALTH CENTERS			3	100%	3
US SPECIALTY LABS			3	100%	3
FHPG TAMPA PRIMARY CARE			3	100%	3
WALGREENS NO 19542		3			3
APEX CLINICAL LABORATORIES INC		3			3
CVS PA1671POCT LANCASTER		3			3
NASSAU COUNTY HEALTH DEPARTMENT-FERNANDINA BEACH C		3			3
MINUTECLINIC DIAGNOSTIC OF MICHIGAN, P		3			3
CCRX OF NORTH CAROLINA, LLC		2	1	33%	3
TIEHH BIOTERRORISM RESPONSE LAB			3	100%	3
LAHEY CLINIC MEDICAL CENTER			3	100%	3
MEDEXPRESS URGENT CARE, CHAMBERSBURG		2	1	33%	3
TMH PHYSICIAN PARTNERS BLOUNTSTOWN			3	100%	3
PROGRESS PHARMACY INC			3	100%	3
RHEA MEDICAL CENTER		3			3
SINAI PLAZA NURSING AND REHAB CENTER			3	100%	3
LEE COMMUNITY HEALTHCARE INC NORTH FORT MYERS		3			3
Hunterdon Medical Center Laboratory		3			3
COVID PROCESSING SITE			3	100%	3
MARYLAND STATE DEPT OF HEALTH	2		1	33%	3
Kroger 093 - The Little Clinic Stapleton		2	1	33%	3
MINUTECLINIC, LLC #09202		2	1	33%	3
CVS MN6811POCT PLYMOUTH		3			3
CVS MA394POCT SEEKONK		3			3
FAMILY TREE MEDICAL GROUP PA		2	1	33%	3
GAINESVILLE PEDIATRIC ASSOCIATES			3	100%	3
MID FLORIDA CLINICAL LABORATORY		2	1	33%	3
MANORCARE NURSING & REHABILITATION CENTER-NAPLES		3			3
LPG PEDIATRICS AT LEHIGH ACRES		2	1	33%	3
FRESENIUS MEDICAL CARE			3	100%	3
DASCENA, INC			3	100%	3
BETH ISRAEL MEDICAL CENTER LABS		3			3
TERRACE OF ST CLOUD, THE		2	1	33%	3
MEDEXPRESS URGENT CARE-ARLINGTON		2	1	33%	3
HEARTLAND - CHARLESTON OF HANAHAN SC,		3			3
ADVANCED MEDICAL RESEARCH CENTER LLC			3	100%	3
CUMBERLAND HEIGHTS		3			3

# COVID-19: testing by laboratory

Data through Feb 14, 2021 verified as of Feb 15, 2021 at 09:25 AM

Data in this report are provisional and subject to change.

The numbers in the table below represent the number of Florida and non-Florida residents for whom test results were received by the Department of Health. A person can be tested by more than one laboratory and can have both positive and negative results. **Therefore, the sum of the numbers in each column will be larger than the total number of people tested.**

Reporting lab	Inconclusive	Negative	Positive	Percent positive	Total
ST. LUKE'S HOSPITAL - BETHLEHEM CAMPUS		1	2	67%	3
FAMILY MEDICAL CLINIC HOMESTEAD, LLC			3	100%	3
MINUTE CLINIC LLC #0169		3			3
MUNSON MEDICAL CENTER			3	100%	3
AUSTIN PUBLIC HEALTH			3	100%	3
FLORIDA LABORATORY ANALYSIS, LLC			3	100%	3
NC STATE LABORATORY OF PUBLIC HEALTH		3			3
WHITE EARTH IHS MAIN LAB		3			3
BAYCARE MEDICAL GROUP, INC		3			3
NEBRASKA DEPARTMENT OF HEALTH AND HUMAN SERVICES			3	100%	3
HELIX LW UC		1	2	67%	3
WALGREENS #07502		3			3
GREENTREE MEDICAL CENTER			3	100%	3
TRUE HEALTH - LAKE UNDERHILL		3			3
ADRIANA M CASTRO MD PA		3			3
ADVENTHEALTH SEBRING- INFECTION CONTROL DEPARTMENT			3	100%	3
BAPTIST PRIMARY CARE, INC.		2	1	33%	3
Kroger 339 - The Little Clinic Highlands - Bardstown Road		3			3
IVY CREEK URGENT CARE OF ENTERPRISE			3	100%	3
MINUTECLINIC DIAGNOSTIC OF NORTH CAROLINA PC #7054		3			3
CVS IN6757POCT COLUMBUS		3			3
CGH MEDICAL CENTER			3	100%	3
MEDEXPRESS - WILMINGTON CONCORD PIKE		2	1	33%	3
TAYLOR MANOR		1	2	67%	3
CTRS			3	100%	3
STRINGFELLOW MEMORIAL HOSPITAL		3			3
CENTRAL JERSEY URGENT CARE		3			3
MINUTECLINIC DIAG OF IND, LLC #6483		1	2	67%	3
BEECHTREE MOLECULAR LAB LLC			3	100%	3
CURATIVE		1	2	67%	3
IMMERSION RESIDENTIAL LLC			3	100%	3
CUMBERLAND MEDICAL CENTER INC		3			3
FLORIDA MENTOR-POINT WEST CLUSTER		3			3
NORTH NAPLES HOSPITAL RESPIRATORY THERAPY DEPARTMENT			3	100%	3
DEPARTMENT OF HEALTH AND HUMAN SERVICES DIVISION OF BEHAVIORAL HEALTH		1	2	67%	3
STUYVESANT URGENT CARE		3			3
CVS TX8321POCT MCKINNEY		3			3
CVS OH6123POCT CINCINNATI		2	1	33%	3
MONTANA PUBLIC HEALTH LAB			3	100%	3
FLORIDA MEDICAL CLINIC -INTERNAL MED DADE CITY			3	100%	3
ARC POINT LABS OF AUSTIN NORTH			3	100%	3
WEST TN HEALTH MED NORTH		3			3
TMH PHYSICIAN PARTNERS SOUTHWOOD			3	100%	3
MEDEXPRESS URGENT CARE - HOLLINS		3			3
PARADISE VILLA ALF INCORPORATED		3			3
Village on the Green			3	100%	3

# COVID-19: testing by laboratory

Data through Feb 14, 2021 verified as of Feb 15, 2021 at 09:25 AM

Data in this report are provisional and subject to change.

The numbers in the table below represent the number of Florida and non-Florida residents for whom test results were received by the Department of Health. A person can be tested by more than one laboratory and can have both positive and negative results. **Therefore, the sum of the numbers in each column will be larger than the total number of people tested.**

Reporting lab	Inconclusive	Negative	Positive	Percent positive	Total
Magnolia Health and Rehab Center			3	100%	3
LEE CONVENIENT CARE AT SUMMERLIN			3	100%	3
Gulfport Rehabilitation Center			3	100%	3
PINELLAS PARK HEALTH CENTER - PINELLAS CHD		1	2	67%	3
URGENT CARE OF THE SMOKIES			3	100%	3
THOMAS LANGLEY			3	100%	3
LOYOLA UNIVERSITY MEDICAL CENTER LABORATORY			3	100%	3
REGIONAL MEDICAL LAB			3	100%	3
MEDEXPRESS URGENT CARE, BELLE VERNON		3			3
MEDEXPRESS URGENT CARE-CLOQUET		3			3
ASPEN VALLEY HOSPITAL			3	100%	3
SANFORD MOBILE LAB			3	100%	3
MINUTECLINIC DIAG OF IND LLC #6840		3			3
ADVANCED URGENT CARE LLC		1	2	67%	3
KINGS BAY PEDIATRICS LLC			3	100%	3
OHIO CVS STORES		3			3
EMERALD COAST CENTER			3	100%	3
MINUTECLINIC DIAGNOSTIC OF OHIO #2964		3			3
MINUTECLINIC DIAG OF IND, LLC #6648		2	1	33%	3
TAMPA		1	2	67%	3
Kroger 635 - The Little Clinic Dacula		3			3
CVS MINUTE CLINIC DIAGNOSTIC MED GRP OF CAL		3			3
JS HEALTHCARE		2	1	33%	3
SAVANNAH COVE		3			3
WINDSOR AT OCALA		2	1	33%	3
STEAMBOAT EMERGENCY CENTER			3	100%	3
MORGAN STANLEY HEALTH CENTER		3			3
CULLMAN REGIONAL MEDICAL CENTER		2	1	33%	3
NORTH CAROLINA DEPT OF HEALTH & HUMAN SRVCS STATE LAB OF PUBLIC HEALTH			3	100%	3
Mill Valley Care Center		3			3
NORTHWEST FLORIDA CLINICAL LAB		1	2	67%	3
WELLMED AT APOLLO BEACH BLVD		1	2	67%	3
BERGEN NEW BRIDGE M		3			3
BROOME COUNTY HEALTH DEPARTMENT		2	1	33%	3
UHEALTH JACKSON URGENT CARE - CUTLER BAY		1	2	67%	3
MED FUSION			3	100%	3
ONslow MEMORIAL HOSPITAL LABORATORY		3			3
ORCHID COVE DAYTONA			3	100%	3
QUATRACOR PLLC		3			3
WAL-MART STORES EAST LP		2	1	33%	3
NYC PUBLIC HEALTH LABS			3	100%	3
SKIPPACK MEDICAL LAB			3	100%	3
SMOKY MOUNTAIN URGENT CARE AND FAMILY MEDICINE CENTER			3	100%	3
CONSOLIDATED LABORATORY SERVICES			3	100%	3
QUALITY LABORATORY SERVICE		2	1	33%	3
ALABAMA DEPT PUBLIC HEALTH			3	100%	3

# COVID-19: testing by laboratory

Data through Feb 14, 2021 verified as of Feb 15, 2021 at 09:25 AM

Data in this report are provisional and subject to change.

The numbers in the table below represent the number of Florida and non-Florida residents for whom test results were received by the Department of Health. A person can be tested by more than one laboratory and can have both positive and negative results. **Therefore, the sum of the numbers in each column will be larger than the total number of people tested.**

Reporting lab	Inconclusive	Negative	Positive	Percent positive	Total
UNIVERSITY OF KANSAS MEDICAL CENTER			3	100%	3
HEPATOLOGY DIAGNOSTIC LAB			3	100%	3
MARION COUNTY FIRE RESCUE		3			3
LOCH HAVEN PEDIATRICS			3	100%	3
GARCIA MORALES NELSON			3	100%	3
Bainbridge Health and Rehab		3			3
SUMMIT MEDICAL GROUP - WEST ORANGE		3			3
HIALEAH SHORES NURSING AND		2	1	33%	3
CVS IL8747POCT CHICAGO		3			3
CVS DC1340POCT WASHINGTON		3			3
PRISMA HEALTH MIDLANDS			3	100%	3
TIFTON CARECONNECT URGENT CARE			3	100%	3
MEDEXPRESS URGENT CARE - WILKES BARRE		2	1	33%	3
CVS IN6605POCT INDIANAPOLIS		2	1	33%	3
MEDEXPRESS URGENT CARE - LITTLE ROCK		2	1	33%	3
CVS RI1717POCT 1 CVS DR			3	100%	3
HALIFAX HEALTH CARE FOR WOMEN		3			3
Lakeview Village		3			3
EXETER HOSPITAL		3			3
24TH WEAPONS OF MASS DESTRUCTION - CIVIL SUPPORT		3			3
DELAWARE PUBLIC HEALTH LABORATORY		1	2	67%	3
SOFTLAB			3	100%	3
MEDFIRST URGENT CARE			3	100%	3
FLORIDA HOSPITAL PHYSICIANS GROUP		1	2	67%	3
BRIGHAM AND WOMEN'S HOSPITAL			3	100%	3
ADVANCED HEALTHCARE ASSOCIATES		3			3
MED EXPRESS URGENT CARE PC - MARYLAND		2	1	33%	3
UNIVERSITY HOSPITALS OF CLEVELAND			3	100%	3
SPRING LAKE REHABILITATION CENTER			3	100%	3
BAPTIST OUTPATIENT SERVICES			3	100%	3
PATIENT FIRST - ALLENTOWN			3	100%	3
UNITY HEALTH AND REHABILITATION CENTER			3	100%	3
LEXINGTON MEDICAL CENTER		1	2	67%	3
RANDOLPH DIABETES AND WELLNESS		2	1	33%	3
SSM HEALTH ST LOUIS MICROBIOLOGY LABORATORY		1	2	67%	3
SOFTCELL L-FORM LABORATORIES, LLC			3	100%	3
IOWA DEPARTMENT OF PUBLIC HEALTH			3	100%	3
MEDEXPRESS URGENT CARE-CHIPPEWA		2	1	33%	3
SURETOX LABORATORY LLC		2	1	33%	3
HARBORCHASE OF STUART			3	100%	3
NATURE COAST PRIMARY CARE LAB LLC			3	100%	3
BRANDON REGIONAL EMERGENCY CTR			3	100%	3
CVS MINUTE CLINIC DIAG OF IND, LLC #6549		3			3
MINUTECLINIC MINUTECLINIC #3665		3			3
SOUTH MIAMI HOSPITAL			3	100%	3
ST MARYS MEDICAL CENTER			3	100%	3

# COVID-19: testing by laboratory

Data through Feb 14, 2021 verified as of Feb 15, 2021 at 09:25 AM

Data in this report are provisional and subject to change.

The numbers in the table below represent the number of Florida and non-Florida residents for whom test results were received by the Department of Health. A person can be tested by more than one laboratory and can have both positive and negative results. **Therefore, the sum of the numbers in each column will be larger than the total number of people tested.**

Reporting lab	Inconclusive	Negative	Positive	Percent positive	Total
HOUSTON METHODIST HOSPITAL			3	100%	3
ADVANCED PEDIATRICS			3	100%	3
Bethany Health and Rehab		3			3
YATES COUNTY PUBLIC HEALTH		3			3
URGENT DOC - URGENT CARE CLINIC			3	100%	3
ACL LABORATORIES INDUSTRIAL TOXICOLOGY			3	100%	3
ADVENT HEALTH MEDICAL GROUP FAMILY MEDICINE			3	100%	3
CAMPAZZI CONCIERGE MEDICAL SERVICES		2	1	33%	3
CVS CA9113POCT CHULA VISTA		3			3
BROOKDALE OAKBRIDGE		1	2	67%	3
Wynfield Park Health and Rehabilitation		3			3
CVS TN7289POCT SIGNAL MOUNTAIN		3			3
BNR PHARMACY INC		3			3
EMORY BENNETT VETERANS NURSING HOME		3			3
MINUTECLINIC DIAGNOSTIC OF PENNSYLVAN		2	1	33%	3
MINUTE CLINIC, LLC #4650		3			3
GRADY MEMORIAL HOSPITAL/MICRO			3	100%	3
COASTAL LABORATORIES OF FLORIDA			3	100%	3
MEDEXPRESS URGENT CARE-SCOTT TOWNSHIP		3			3
CLINICAL ASSOCIATES OF ORLANDO LLC		3			3
CULLMAN REGIONAL URGENT CARE		2	1	33%	3
MEDICAL SERVICES OF AMERICA HOME HEALTH		3			3
KISSIMMEE URGENT CARE		3			3
MEDFUSION		2	1	33%	3
DACH MAIN LAB			3	100%	3
CENTURY LINK SPORTS COMPLEX			3	100%	3
GREATER MOBILE URGENT CARE - SPRINGHILL			3	100%	3
NORTH BROWARD HOSPITAL DISTRICT HEALTHCARE FOR THE HOMELESS			3	100%	3
SUPER HEALTH PHARMACY LLC		3			3
CVS OH3301POCT WOODMERE		3			3
LAURELLWOOD NURSING CENTER		1	2	67%	3
MINUTE CLINIC DIAG OF IND LLC #8674		3			3
THE CLINIC OF PEDIATRICS & GI MEDICINE, INC			3	100%	3
ASSOCIATES IN MEDICINE		1	2	67%	3
SENTARA NORFOLK GENERAL HOSPITAL CENTRAL LAB			3	100%	3
HILLVIEW LABORATORY			3	100%	3
MEDEXPRESS-HOUSTON EAST FWY		1	2	67%	3
FIRST CARE - MIDDLESBORO			3	100%	3
SPARROW CENTRAL LAB			3	100%	3
YORK HOSPITAL - LABORATORY			3	100%	3
PARRISH MEDICAL CENTER-WAIVED TESTING		3			3
NORTH SHORE HOSP. INFECTION CONTROL			3	100%	3
SUMNER REGIONAL MEDICAL CENTER		2	1	33%	3
MEDEXPRESS URGENT CARE - WALDORF, CRAIN HWY		3			3
CABELL HUNTINGTON HOSPITAL CLINICAL LAB			3	100%	3
CELEBRATION PEDIATRICS PA			3	100%	3

# COVID-19: testing by laboratory

Data through Feb 14, 2021 verified as of Feb 15, 2021 at 09:25 AM

Data in this report are provisional and subject to change.

The numbers in the table below represent the number of Florida and non-Florida residents for whom test results were received by the Department of Health. A person can be tested by more than one laboratory and can have both positive and negative results. **Therefore, the sum of the numbers in each column will be larger than the total number of people tested.**

Reporting lab	Inconclusive	Negative	Positive	Percent positive	Total
LINCOLN MEDICAL CENTER		3			3
LIVINGSTON COUNTY DEPT OF HEALTH REPRO			3	100%	3
ADVENT HEALTH - CENTRAL PASCO ER			3	100%	3
ALOHA HOME CARE LLC DBA ACCENTCARE HOME HEALTH OF		3			3
FLORIDA GASTROENTEROLOGY ASSOCIATES PA		3			3
HEALTHQUEST, INC		2	1	33%	3
MOULTRIE CREEK NURSING AND REHAB			3	100%	3
SIGNATURE CARE PFLUGERVILLE			3	100%	3
HARBOUR'S EDGE		2	1	33%	3
DOCTORS HOSPITAL RENAISSANCE			3	100%	3
Kroger 758 - The Little Clinic Providence		3			3
SCRIPPS CLINIC MEDICAL			3	100%	3
VIRGINIA DEPARTMENT OF HEALTH DIVISION OF			3	100%	3
UNIVERSITY OF MICHIGAN		2	1	33%	3
MEDEXPRESS URGENT CARE-PASADENA		3			3
Greystone Health Care Center		3			3
CVS NC3319POCT CHARLOTTE		2	1	33%	3
RIVER CITY MEDICAL ASSOCIATES INC			3	100%	3
KIDSWOOD PEDIATRICS CORP			3	100%	3
COVENANT PEDIATRICS		1	2	67%	3
GONZALEZ MD AND ASWAD MD HEALTH SERVICES			3	100%	3
ADVANCED HEART CARE OF SOUTH FLORIDA		3			3
SARASOTA PERSONAL MEDICINE		2	1	33%	3
COMMUNICABLE DISEASE CONTROL/PUBLIC HEALTH EMERGENCY PREPAREDNESS			3	100%	3
MEDEXPRESS URGENT CARE GREENSBURG		2	1	33%	3
Rutgers Health Rwj University Hospital - Laboratory		2	1	33%	3
Kroger 768 - The Little Clinic Leestown Rd		2	1	33%	3
FLORIDA DEPARTMENT OF HEALTH SEMINOLE COUNTY		1	2	67%	3
CVS TX8387POCT AUSTIN		3			3
CROSSVILLE MEDICAL GROUP		1	2	67%	3
FLORIDA HOSPITAL LABORATORIES		3			3
PROHEALTH PRIMARY CARE - GLEN OAKS		3			3
OPENTRONS PRL		2	1	33%	3
CLINICAL CARE ASSOCIATES, INC			3	100%	3
CVS CA8850POCT HUNTINGTON BEACH		2	1	33%	3
VIRTUA MEMORIAL HOSPITAL BURLINGTON COUNTY		1	2	67%	3
ACCESS HEALTH CARE		2	1	33%	3
FELICIDAD MEDICAL CENTER INC			3	100%	3
COVANCE CLS			3	100%	3
HEALGEN SCIENTIFIC			3	100%	3
MT CARMEL PHARMACY INC		3			3
PEPIN ACADEMIES-PASCO		3			3
Life Care Center of Citrus County		2	1	33%	3
Kroger 959 - The Little Clinic Carmel		3			3
MEDICAL CENTER OF THE ROCKIES			3	100%	3
Cleveland Clinic Weston			3	100%	3

# COVID-19: testing by laboratory

Data through Feb 14, 2021 verified as of Feb 15, 2021 at 09:25 AM

Data in this report are provisional and subject to change.

The numbers in the table below represent the number of Florida and non-Florida residents for whom test results were received by the Department of Health. A person can be tested by more than one laboratory and can have both positive and negative results. **Therefore, the sum of the numbers in each column will be larger than the total number of people tested.**

Reporting lab	Inconclusive	Negative	Positive	Percent positive	Total
VICAR'S LANDING NURSING HOME		2	1	33%	3
CVS PA813POCT RICHBORO		3			3
NEWSTAR MEDICAL LABORATORIES		3			3
ALLIANCE FOR MULTISPECIALTY RESEARCH		3			3
AVANTE INVERNESS		1	2	67%	3
SCIENTIFIC LABORATORY DIVISION			3	100%	3
PROPATH			3	100%	3
MEDEXPRESS URGENT CARE - WEST ST PAUL, ROBERT ST S		3			3
BOLING, STEPHANIE		3			3
THE OASIS BEACHSIDE		3			3
CARESPOT-WELLINGTON			3	100%	3
Kroger 627 - The Little Clinic Castleberry		2	1	33%	3
VA PRIMARY CARE ANNEX			3	100%	3
DOC PAM PA		2	1	33%	3
COASTAL SKIN SURGERY AND DERMATOLOGY PL		3			3
MINUTECLINIC LLC #5176			3	100%	3
NEMOURS CHILDRENS PRIMARY CARE HORIZON WEST			3	100%	3
Kroger 124 - The Little Clinic University		3			3
PEDIATRICS BY THE SEA JOG RD OFFICE			3	100%	3
MEDEXPRESS URGENT CARE - NORTH LITTLE		2	1	33%	3
BRADENTON PHYSICIAN MEDICAL CENTER			3	100%	3
MPG JACKSONVILLE ATLANTIC BLVD		1	2	67%	3
Fort Gaines Health and Rehab		3			3
MINUTECLINIC MINUTECLINIC #921		3			3
MODMD LABORATORY		3			3
CENTRAL DUPAGE HOSPITAL			3	100%	3
VELOCITY CARE			3	100%	3
MINUTECLINIC, LLC #05814		3			3
GRAND VILLA OF MELBOURNE		1	2	67%	3
FLAGLER FAMILY MEDICINE PA			3	100%	3
HEART OF FLORIDA HEALTH CENTER INC			3	100%	3
PROMPT CARE OF CENTRAL FLORIDA LLC			3	100%	3
HELIX MEDICAL CENTERS		1	2	67%	3
PREMIER FAMILY AND SPORTS MEDICINE		2	1	33%	3
MONTEFIORE MEDICAL CENTER LABS MONTEFIORE		2	1	33%	3
MEDEXPRESS URGENT CARE - RICHMOND, W BROAD ST		3			3
AKRON GENERAL MEDICAL CENTER MAIN		3			3
WINDER NURSING INC DBA WINDER HEALTH CARE		3			3
MINUTECLINIC DIAG OF IND, LLC #6910		3			3
NORTHERN LIGHT LABORATORY		1	2	67%	3
GYN PATH SERVICES			3	100%	3
PATHOLOGY REFERENCE LAB LLC			3	100%	3
BETTERMED URGENT CARE			3	100%	3
CORTLAND COUNTY HEALTH DEPARTMENT		3			3
GUIDANCE / CARE CENTER, INC		3			3
CVS GA3766POCT DACULA		1	2	67%	3

# COVID-19: testing by laboratory

Data through Feb 14, 2021 verified as of Feb 15, 2021 at 09:25 AM

Data in this report are provisional and subject to change.

The numbers in the table below represent the number of Florida and non-Florida residents for whom test results were received by the Department of Health. A person can be tested by more than one laboratory and can have both positive and negative results. **Therefore, the sum of the numbers in each column will be larger than the total number of people tested.**

Reporting lab	Inconclusive	Negative	Positive	Percent positive	Total
MEADOWS AT CYPRESS GARDENS, THE		3			3
MOBIL LAB FOR ALL INC		3			3
VIRGINIA DIVISION OF CONSOLIDATED LABORATORIES			3	100%	3
CORTLAND REGIONAL MEDICAL CENTER		3			3
GROVES CENTER			3	100%	3
SOUTH LAKE FAMILY HEALTH CENTER			3	100%	3
SCHIFF CENTER FOR LIVER DISEASES		1	2	67%	3
MICHIGAN HEALTH CLINIC LABORATORIES		2	1	33%	3
COOPER UNIVERSITY HOSPITAL LABORATORY		2	1	33%	3
CVS IN3975POCT JEFFERSONVILLE		2	1	33%	3
CLEARWATER		2	1	33%	3
CVS SC1540POCT MYRTLE BEACH		2	1	33%	3
CVS PA5890POCT MONROEVILLE		2	1	33%	3
Lenox on the Lake			3	100%	3
ANN STORCK CENTER INC		3			3
OHSU MOLECULAR MICROBIOLOGY LAB		2	1	33%	3
TRANSPLANT GENOMICS INC (EUROFINS)		3			3
MINUTECLINIC DIAGNOSTIC OF TEXAS LLC		2	1	33%	3
NEOGENOMICS LABORATORIES, INC		3			3
NORTH DAKOTA DEPT OF HEALTH MICROBIOLOGY		1	2	67%	3
MONROE COUNTY FIRE RESCUE		3			3
ALLIANCE LABS @LRMC			3	100%	3
OHIO DEPARTMENT OF HEALTH LABORATORY		2	1	33%	3
PINELLAS POINT NURSING AND REHAB			3	100%	3
NDX-CORE LAB			3	100%	3
SUNDALE NURSING HOME		3			3
BEEBE MEDICAL CENTER LABORATORY		3			3
Kroger 388 - The Little Clinic Braelinn Village		3			3
NEMOURS CHILDRENS PRIMARY CARE MAITLAND			3	100%	3
Broadview Multi-Care Center		3			3
LITTLE SPURS PEDIATRIC URGENT CARE		1	2	67%	3
CVS MD2956POCT NEW MARKET		2	1	33%	3
MENORAH MANOR			3	100%	3
SISD EMPLOYEE HEALTH CLINIC			3	100%	3
INSPIRA MEDICAL CENTER VINELAND LAB		2	1	33%	3
SEMINOLE FAMILY HEALTH CENTER		3			3
CENTRAL JERSEY URGENT CARE OF BROWN MI		3			3
MINUTECLINIC #8760		3			3
VILLAGES HEALTH, THE		3			3
NORTHCREST MEDICAL CENTER		1	2	67%	3
GRAND VILLA OF SARASOTA		2	1	33%	3
MINUTECLINIC DIAGNOSTIC OF TN, PC 6304		2	1	33%	3
ESCO DRUG CO INC		3			3
MEDEXPRESS URGENT CARE-HERSHEY		2	1	33%	3
BAPTIST HOSPITAL EMPLOYEE HEALTH OFF			3	100%	3
INDIANA STATE DEPARTMENT OF HEALTH LABORATORIES			3	100%	3



# COVID-19: testing by laboratory

Data through Feb 14, 2021 verified as of Feb 15, 2021 at 09:25 AM

Data in this report are provisional and subject to change.

The numbers in the table below represent the number of Florida and non-Florida residents for whom test results were received by the Department of Health. A person can be tested by more than one laboratory and can have both positive and negative results. **Therefore, the sum of the numbers in each column will be larger than the total number of people tested.**

Reporting lab	Inconclusive	Negative	Positive	Percent positive	Total
SUN TERRACE HEALTH CARE CENTER			3	100%	3
ROANE MEDICAL CENTER		2	1	33%	3
MEDEXPRESS URGENT CARE MARTINSBURG		2	1	33%	3
Rosedale Green		3			3
CVS TN2179POCT MURFREESBORO		3			3
RAPID CITY RUGENT CARE			3	100%	3
MEDICAL UNIVERSITY SC HOSPITAL			3	100%	3
ERIE COUNTY PUBLIC HEALTH CLINICAL		3			3
CARENOW-ATASCOCITA			3	100%	3
CARENOW-LEBANON		1	2	67%	3
THE PATHOLOGY LABORATORY		1	2	67%	3
GILCHRIST COUNTY HEALTH DEPT			3	100%	3
BAPTIST PRIMARY CARE FERNANDINA BEACH			3	100%	3
ADVICE FOR OPTIMAL WELLNESS, INC			3	100%	3
EAST TENNESSEE CHILDREN'S HOSPITAL		2	1	33%	3
MINUTECLINIC DIAGNOSTIC OF TN PC #240		3			3
2412 LEBANON PIKE		2	1	33%	3
ADVANCED URGENT CARE CENTER OF THE UPPER KEYS		1	2	67%	3
CVS NJ715POCT WAYNE		3			3
NOVANT HEALTH PRESBYTERIAN		2	1	33%	3
BNC Medical Investors, LLC Berrien Nursing & Rehabilitation Center		3			3
CELEBRATION PRIMARY CARE ASSOCIATES LLC		3			3
FOX FAMILY PRACTICE		3			3
CVS CT718POCT ANSONIA		3			3
HUNT CLUB MEDICAL CARE			3	100%	3
OHIO HEALTH DOCTORS HOSPITAL			3	100%	3
MAYO		1	2	67%	3
VA OUTPATIENT CLINIC-NEW PORT RICHEY			3	100%	3
CALLE OCHO DIALYSIS			3	100%	3
CVS GA2147POCT KENNESAW		2	1	33%	3
TARRANT COUNTY PUBLIC HEALTH		3			3
ST. PETERSBURG PEDIATRICS- 38TH AVENUE			3	100%	3
SMH PHYSICIAN SERVICES INC		3			3
GADSDEN COUNTY HEALTH DEPARTMENT			3	100%	3
TUFTS MEDICAL CENTER			3	100%	3
ORLANDO REGIONAL HEALTH SERVICES		1	2	67%	3
MINUTE CLINIC DIAGNOSTIC OF VIRGINIA, LLC #6292		2			2
TMH EC NORTHEAST LABORATORY			2	100%	2
ORLANDO LUTHERAN TOWERS		1	1	50%	2
NORTON IMMEDIATE CARE CENTER - PRESTON			2	100%	2
SUNBRIDGE CARE & REHAB FOR DECATUR		2			2
UMHC HOLLYWOOD LABORATORY			2	100%	2
CVS NJ2815POCT E BRUNSWICK		2			2
UNIVERSITY HEALTH SERVICES RIVER CAMPUS		2			2
PRECISION DIAGNOSTIC INC		2			2
HENDRY/GLADES COUNTY HEALTH DEPARTMENT		2			2

# COVID-19: testing by laboratory

Data through Feb 14, 2021 verified as of Feb 15, 2021 at 09:25 AM

Data in this report are provisional and subject to change.

The numbers in the table below represent the number of Florida and non-Florida residents for whom test results were received by the Department of Health. A person can be tested by more than one laboratory and can have both positive and negative results. **Therefore, the sum of the numbers in each column will be larger than the total number of people tested.**

Reporting lab	Inconclusive	Negative	Positive	Percent positive	Total
INTERCOASTAL FAMILY PRATICE			2	100%	2
KAILOS GENETICS INC			2	100%	2
BFT LAB			2	100%	2
CVS PA2582POCT SPRINGFIELD		2			2
CLINICAL CARE ASSOCIATES			2	100%	2
DALLAS BAPTIST UNIVERSITY - HEALTH SERVICES			2	100%	2
87TH MEDICAL GROUP - MCGUIRE AMBULATORY CARE FACILITY		2			2
CARENOW LENEXA			2	100%	2
MANASOTA PEDIATRICS			2	100%	2
DURAND SENIOR CARE & REHAB CENTER		2			2
Kings County Hospital Center			2	100%	2
NEBRASKA MEDICAL CENTER			2	100%	2
JUST BELIEVE RECOVERY CENTER			2	100%	2
MEDEXPRESS URGENT CARE-WILKINS TOWNSHIP, WILLIAM PENN HIGHWAY		2			2
ADVENT HEALTH MEDICAL GROUP FAMILY AND INTERNAL MEDICINE AT AVALON PAR		1	1	50%	2
PHYSICIANS MEDICAL CENTER		2			2
CVS IL1170POCT JOLIET		2			2
WALGREENS #3811			2	100%	2
CVS MINUTE CLINIC DIAGNOSTIC MED GRP		2			2
FLORIDA PRIMARY CARE CENTER PA		2			2
EASTLAKE MEDICAL CENTER		2			2
COOK HOSPITAL AND CARE CENTER		1	1	50%	2
WINKLER COURT		1	1	50%	2
COASTAL MEDICAL LAB			2	100%	2
MINUTECLINIC DIAG OF IND, LLC #8645		2			2
POMONA VALLEY COMMUNITY HOSPITAL			2	100%	2
MORRISTOWN MEMORIAL HOSPITAL		2			2
Good Samaritan Society-Blackduck		1	1	50%	2
PHYSICIANS CARE INC		1	1	50%	2
MID-FLORIDA PATHOLOGY LLC - MOBILE UNIT # 3			2	100%	2
NORTH MANATEE HEALTH CARE CENTER			2	100%	2
PINARD HOME HEALTH SERVICES INC			2	100%	2
MINUTECLINIC DIAGNOSTIC MED GRP OF ORA		1	1	50%	2
Heartland Healthcare Center Boca Raton			2	100%	2
MINUTECLINIC, LLC #07852		2			2
HANOVER ENDOSCOPY CENTER		2			2
OLEAN GENERAL HOSPITAL		2			2
APC PEDIATRICS			2	100%	2
ALVERNO CLINICAL LABORATORIES			2	100%	2
VANAYER HEALTHCARE AND REHAB CENTER		2			2
ManorCare Health Services Camp Hill		2			2
MID AMERICA CLINICAL LABS			2	100%	2
HERNANDO CHILDREN'S			2	100%	2
Alden Des Plaines			2	100%	2
EXPRESS CARE WALK-IN CLINIC			2	100%	2
PEDIATRIC HEALTH CARE		1	1	50%	2

# COVID-19: testing by laboratory

Data through Feb 14, 2021 verified as of Feb 15, 2021 at 09:25 AM

Data in this report are provisional and subject to change.

The numbers in the table below represent the number of Florida and non-Florida residents for whom test results were received by the Department of Health. A person can be tested by more than one laboratory and can have both positive and negative results. **Therefore, the sum of the numbers in each column will be larger than the total number of people tested.**

Reporting lab	Inconclusive	Negative	Positive	Percent positive	Total
LEXINGTON PLACE			2	100%	2
PANCARE HEALTH - SNEADS ELEMENTARY			2	100%	2
CVS PA10034POCT PITTSBURGH		2			2
MINUTE CLINIC LLC #6765		2			2
PHYSICIANS LABORATORY SERVICES			2	100%	2
CVS HEALTH, #1994		1	1	50%	2
MEDEXPRESS URGENT CARE - FORT SMITH		2			2
WISCONSIN STATE LABORATORY OF HYGIENE		1	1	50%	2
OPP HEALTH AND REHABILITATION		2			2
NATIONWIDE LABORATORY SERVICES		1	1	50%	2
UK HEALTHCARE			2	100%	2
KANSAS CITY VA MEDICAL CENTER			2	100%	2
HAMILTON CHD		2			2
FLORIDA DEPARTMENT OF HEALTH IN LEE COUNTY		1	1	50%	2
CLEAR LAKE REGIONAL MEDICAL CENTER			2	100%	2
CVS OH4301POCT NORTHFIELD		2			2
RDX BIOSCIENCE INC			2	100%	2
Workmens Circle Multicare Center		2			2
NIAGARA APOTHECARY INC		2			2
CVS MINUTE CLINIC DIAGNOSTIC OF KANSAS, PA		2			2
DALLAS MEDICAL CENTER			2	100%	2
MIDDLE TENN MENTAL HEALTH INSTITUTE		2			2
NAPHCARE INC		2			2
Kroger 441 - The Little Clinic Middletown		2			2
SOUTH TAMPA AFTER HOURS CLINIC			2	100%	2
AdventHealth Care Center Orlando North			2	100%	2
CERTIVIA LABORATORIES			2	100%	2
HEALTH & REHAB CTR AT DOLPHINS VIEW, THE			2	100%	2
ASCENSION ST VINCENT'S RIVERSIDE			2	100%	2
MINUTECLINIC DIAGNOSTIC OF TEXAS, LLC #7435		2			2
CVS NC7548POCT FUQUAY VARINA		1	1	50%	2
Avanti Wellness and Rehab			2	100%	2
MEDEXPRESS URGENT CARE-MT PLEASANT		1	1	50%	2
PEACE RIVER MEDICAL CENTER		2			2
BAPTIST HEALTH LEXINGTON			2	100%	2
Timber Ridge Health Care Center			2	100%	2
RIVER CITY MEDICAL ASSOCIATES, INC			2	100%	2
320 S TRANSIT ST		2			2
PruittHealth Lakehaven		2			2
LEE MEMORIAL HEALTH SYSTEM D/B/A			2	100%	2
CVS PA5241POCT CHALFONT		2			2
New Jersey Aim At Smg		2			2
SUNSHINE STATE DIALYSIS			2	100%	2
GOLISANO PEDIATRICS PORT CHARLOTTE HARBOR		2			2
CVS MD4371POCT OCEAN CITY		2			2
HOPE HEALTH CARE, LLC		2			2

# COVID-19: testing by laboratory

Data through Feb 14, 2021 verified as of Feb 15, 2021 at 09:25 AM

Data in this report are provisional and subject to change.

The numbers in the table below represent the number of Florida and non-Florida residents for whom test results were received by the Department of Health. A person can be tested by more than one laboratory and can have both positive and negative results. **Therefore, the sum of the numbers in each column will be larger than the total number of people tested.**

Reporting lab	Inconclusive	Negative	Positive	Percent positive	Total
OCALA REGIONAL KIDNEY CENTER EAST			2	100%	2
ST LUKES HOSPITAL			2	100%	2
Kroger 127 - The Little Clinic Lakewood-Alameda		2			2
LEGACY ER & URGENT CARE - FRISCO WEST			2	100%	2
NEMOURS CHILDREN'S URGENT CARE LAKE NONA			2	100%	2
POINTE AT NEW PORT PLACE,THE		2			2
VOLUNTEERS OF AMERICA OF FLORIDA			2	100%	2
MOUNT SINAI AVENTURA DIAGNOSTIC CENTER			2	100%	2
JOHN D. ARCHBOLD MEM. HOSPITAL			2	100%	2
GOLDSTEIN			2	100%	2
MAINE CENTER FOR DISEASE CONTROL AND PREVENTION			2	100%	2
BAPTIST HOSPITAL OF MIAMI MCI BROWARD LABORATORY			2	100%	2
Alden Terrace of McHenry			2	100%	2
BIRMINGHAM INTERNAL MEDICINE ASSOCIATE		1	1	50%	2
MINUTECLINIC MINUTECLINIC #4978		1	1	50%	2
DASCENA LAB			2	100%	2
CVS IN6559POCT AVON		2			2
CVS IN6713POCT BLOOMINGTON		2			2
EXPRESSCARE URGENT CARE CENTER			2	100%	2
MEDEXPRESS URGENT CARE - EAST BRUNSWICK		2			2
BAYCARE LABORATORIES			2	100%	2
SUNSHINE PHARMACY		2			2
OSF SAINT FRANCIS MEDICAL CENTER			2	100%	2
TULANE MEDICAL CENTER			2	100%	2
Church Creek SNF			2	100%	2
CVS M08581POCT BLUE SPRINGS		1	1	50%	2
LIFT HEALTH		2			2
GENETIC ASSAYS INC			2	100%	2
MD NOW URGENT CARE MEDICAL CENTERS INC			2	100%	2
MILFORD REGIONAL HOSPITAL			2	100%	2
LPG PRIMARY CARE AT MATTHEW DRIVE		2			2
CHILDREN'S MEDICAL CENTER-EAST ORLANDO			2	100%	2
WE CARE HOME HEALTH SOLUTIONS LLC			2	100%	2
UNIVERSITY OF MIAMI SCCC RESEARCH LABORATORY			2	100%	2
DELRAY BEACH HEALTH DEPT LAB			2	100%	2
SARASOTA MEMORIAL MEDICAL URGENT CARE CENTER			2	100%	2
SHORE MEDICAL CENTER		2			2
NATIONAL JEWISH HEALTH			2	100%	2
DESERT HOSPITAL/CPHU CLINICAL LABORATORY			2	100%	2
MEDI-DRUG INC		2			2
MERCY HEALTH LAB		1	1	50%	2
CVS M08555POCT KANSAS CITY		2			2
COOPER CLINIC			2	100%	2
US LABS		2			2
UNIVERSITY OF MARYLAND MEDICAL CENTER			2	100%	2
LAWRENCE GENERAL HOSPITAL			2	100%	2

# COVID-19: testing by laboratory

Data through Feb 14, 2021 verified as of Feb 15, 2021 at 09:25 AM

Data in this report are provisional and subject to change.

The numbers in the table below represent the number of Florida and non-Florida residents for whom test results were received by the Department of Health. A person can be tested by more than one laboratory and can have both positive and negative results. **Therefore, the sum of the numbers in each column will be larger than the total number of people tested.**

Reporting lab	Inconclusive	Negative	Positive	Percent positive	Total
MEMORIAL HEALTH UNIVERSITY MEDICAL CENTER			2	100%	2
HCR MANOR CARE SERVICES OF FLORIDA III INC		2			2
CONEMAUGH MEMORIAL MEDICAL CENTER		2			2
CVS TX10140POCT THE WOODLANDS		2			2
MANATEE MEMORIAL HOSPITAL CLINICAL LABORATORY			2	100%	2
MISSION HOSPITAL REGIONAL MEDICAL CENTER			2	100%	2
DALLAS VA MEDICAL CENTER - VA NORTH TEXAS HEALTH CARE SYSTEM			2	100%	2
FLORIDA SCHOOL FOR THE DEAF & BLIND			2	100%	2
ACN PHYSICIANS GROUP CORP			2	100%	2
DELAWARE DIAGNOSTICS LABS			2	100%	2
PALM BAY COMMUNITY OUTPATIENT CLINIC		2			2
GOLDMAN SACHS HEALTH CENTER		2			2
PRECISION CLINICAL RESEARCH			2	100%	2
SYLVAN NURSING			2	100%	2
THE FOUNTAIN AT BOCA CIEGA BAY		2			2
VETERANS AFFAIRS MEDICAL CENTER - GREATER LOS ANGELES			2	100%	2
CVS MD1881POCT DUNKIRK		2			2
GRACE HEALTHCARE OF LAKE WALES		1	1	50%	2
DR. G'S URGENT CARE			2	100%	2
INTERMOUNTAIN MEDICAL CENTER			2	100%	2
DOWN HOME MEDICAL			2	100%	2
NAVAL MEDICAL CENTER			2	100%	2
MEDEXPRESS URGENT CARE - MYLAN			2	100%	2
RIVERSIDE METHODIST HOSPITAL LAB			2	100%	2
FUTURE PEDIATRICS		1	1	50%	2
NEMOURS CHILDRENS PRIMARY CARE			2	100%	2
AMERICAN MEDICAL LABORATORIES			2	100%	2
CPL LABS			2	100%	2
MEDLOGIC, LLC		2			2
CLEVELAND CLINIC FLORIDA LABORATORY			2	100%	2
MC DIAGNOSTIC OF CONNECTICUT, PC #114		2			2
SOUTHSIDE FAMILY MEDICAL		2			2
POMERENE HOSPITAL			2	100%	2
CHARLOTTE COUNTY HEALTH DEPARTMENT			2	100%	2
GILCHRIST COUNTY FIRE DEPARTMENT			2	100%	2
Kroger 619 - The Little Clinic Hendersonville Indian Lake		2			2
DOCTOR 4 U CLINIC			2	100%	2
BAYLOR COLLEGE OF MEDICINE			2	100%	2
JUPITER INTERNAL MEDICINE AND ASSOCIATES			2	100%	2
DAYTON CHILDRENS HOSPITAL LAB			2	100%	2
ManorCare Rehab Center of Marietta		2			2
LAKEVIEW HEALTHCARE SYSTEM LLC			2	100%	2
MCLAREN REGIONAL MEDICAL CENTER			2	100%	2
A+ URGENT/PRIMARY CARE			2	100%	2
BLACKWATER RIVER			2	100%	2
MURFREESBORO MEDICAL CLINIC		2			2

# COVID-19: testing by laboratory

Data through Feb 14, 2021 verified as of Feb 15, 2021 at 09:25 AM

Data in this report are provisional and subject to change.

The numbers in the table below represent the number of Florida and non-Florida residents for whom test results were received by the Department of Health. A person can be tested by more than one laboratory and can have both positive and negative results. **Therefore, the sum of the numbers in each column will be larger than the total number of people tested.**

Reporting lab	Inconclusive	Negative	Positive	Percent positive	Total
NEW YORK STATE DEPARTMENT OF HEALTH		1	1	50%	2
DUKE HEALTH REGIONAL HOSPITAL			2	100%	2
AMICUS MEDICAL CENTER LLC			2	100%	2
CVS PA2688POCT COLLEGEVILLE		2			2
UNIVERSITY COMMUNITY HEALTH SERVICES		1	1	50%	2
CENTRAL FLORIDA FAMILY HEALTH CENTER		2			2
MEMORIAL SLOAN KETTERING CANCER CENTER		1	1	50%	2
JRS LABORATORY			2	100%	2
FLORIDA KEYS PED & ADOLES CTR			2	100%	2
CVS IL8751POCT CHICAGO		2			2
VILLA HEALTH NH LLC			2	100%	2
BAYCARE OUTREACH LAB			2	100%	2
INTEGRITY CLINICAL RESEARCH CENTER INC		1	1	50%	2
MINUTECLINIC DIAGNOSTIC OF SC, LLC #4		2			2
WESTMINSTER SUNCOAST			2	100%	2
MALABAR FAMILY PRACTICE		1	1	50%	2
PALOS COMMUNITY HOSPITAL LABORATORY			2	100%	2
ORANGE COUNTY HEALTH DEPARTMENT		1	1	50%	2
INTERNAL MEDICINE & PEDIATRICS WELLNESS CENTER			2	100%	2
AMEDISYS HOME HEALTH OF GREENVILLE			2	100%	2
STUDENT HEALTH SERVICES			2	100%	2
AGILE URGENT CARE			2	100%	2
HOME ACCESS HEALTH			2	100%	2
VAULT HEALTH			2	100%	2
THE EDGEWATER AND WATERMAN VILLAGE			2	100%	2
NAVAL BRANCH MEDICAL CLINIC			2	100%	2
CLINICA HISPANIA			2	100%	2
CAREWELL JW - WORCESTER LNC			2	100%	2
PROSPECT URGENT CARE			2	100%	2
GIGI WOOD DAVIS DO-FAMILY MEDICINE		2			2
UT AUSTIN UNIVERSITY HEALTH SERVICES			2	100%	2
ABC PEDIATRICS OF PORT ST LUCIE		2			2
NORTHEAST PEDIATRICS			2	100%	2
ACCESS MEDICAL GROUP OF FLORIDA CITY			2	100%	2
CLEARWATER PAIN MANAGEMENT ASSOCIATES			2	100%	2
PARKWAY DRUGS OF ONEIDA COUNTY NORTH I		1	1	50%	2
MINUTECLINIC, DIAGNOSTIC OF TEXAS, LLC		2			2
REELFOOT FAMILY WALK IN CLINIC - TIPT		2			2
MIAMI DADE MEDICAL RESEARCH INSTITUTE			2	100%	2
GINKGO-IXLAYER		2			2
HEALTH EXPRESS URGENT CARE			2	100%	2
STARMED FAMILY & URGENT CARE			2	100%	2
ST. JOSEPH REGIONAL MEDICAL CENTER			2	100%	2
FASTCARE LLC			2	100%	2
U OF MIAMI MILLER SCHOOL OF MEDICINE			2	100%	2
AMI ST FRANCIS HOSPITAL LABORATORY		1	1	50%	2

# COVID-19: testing by laboratory

Data through Feb 14, 2021 verified as of Feb 15, 2021 at 09:25 AM

Data in this report are provisional and subject to change.

The numbers in the table below represent the number of Florida and non-Florida residents for whom test results were received by the Department of Health. A person can be tested by more than one laboratory and can have both positive and negative results. **Therefore, the sum of the numbers in each column will be larger than the total number of people tested.**

Reporting lab	Inconclusive	Negative	Positive	Percent positive	Total
NOVA SOUTHEASTERN UNIVERSITY - STUDENT MEDICAL CTR			2	100%	2
Walgreens #10207		2			2
ASANTE ROGUE REGIONAL MEDICAL CENTER L		2			2
CHEROKEE COUNTY HEALTH AND REHAB CENTER		2			2
MONICE DR.			2	100%	2
STARR CITY OF ROMA COMMUNITY CENTER			2	100%	2
EXPEDIAN URGENT CARE			2	100%	2
MEDEXPRESS URGENT CARE - WEXFORD		2			2
CVS MO5655POCT LIBERTY			2	100%	2
MARTIN MEDICAL CENTER INC		1	1	50%	2
EDGEWATER RETIREMENT MANOR			2	100%	2
CVS OH5457POCT POWELL		2			2
FKC AMELIA ISLAND DIALYSIS			2	100%	2
FLAGLER PROFESSIONAL HEALTH CAE SERVICES INC		2			2
MIDWAY SPECIALTY CARE RX LLC			2	100%	2
EXPRESS CARE OF THE SHOALS		1	1	50%	2
STARR COUNTY MEMORIAL HOSPITAL			2	100%	2
THOMASVILLE REGIONAL MEDICAL CENTER		2			2
Delaware Court Healthcare Center		2			2
HAWAII DEPARTMENT OF HEALTH			2	100%	2
WARD MEMORIAL HOSPITAL		2			2
MEMORIAL HOSPITAL OF CARBONDALE			2	100%	2
Luther Acres Manor		2			2
University Center East			2	100%	2
NYU WINTHROP LABORATORY		2			2
Kroger 096 - The Little Clinic Orchard and Holly		2			2
Macon Valley Nursing and Rehabilitation Center		2			2
CVS CA9606POCT TEMECULA		2			2
INTEAM HEALTH, INC.			2	100%	2
Kroger 448 - The Little Clinic Mason		2			2
MEDEXPRESS URGENT CARE- COLUMBIA HEIGH		2			2
INTEGRATED REGIONAL LABS			2	100%	2
Kroger 739 - The Little Clinic La Grange Road		2			2
Georgiana Health and Rehabilitation, LLC		2			2
UW HOSPITAL AND CLINICS		1	1	50%	2
FULGENT GENETICS HOUSTON		2			2
CARE CENTERS OF NASSAU LLC MINER ROAD NORTH		2			2
BIONIC TECHNOLOGIES CORPORATION			2	100%	2
LINIL VISITING NURSES, INC		2			2
MINUTE CLINIC DIAGNOSTIC OF VIRGINIA, LLC #7543		2			2
CARE ATC SUN HYDRAULICS TALLAVAST			2	100%	2
IN AND OUT URGENT CARE			2	100%	2
CVS GA7064POCT STOCKBRIDGE		2			2
Walgreens #5984		2			2
LAB CORP OF AMER SAN DIEGO			2	100%	2
CVS SC4286POCT EASLEY		2			2

# COVID-19: testing by laboratory

Data through Feb 14, 2021 verified as of Feb 15, 2021 at 09:25 AM

Data in this report are provisional and subject to change.

The numbers in the table below represent the number of Florida and non-Florida residents for whom test results were received by the Department of Health. A person can be tested by more than one laboratory and can have both positive and negative results. **Therefore, the sum of the numbers in each column will be larger than the total number of people tested.**

Reporting lab	Inconclusive	Negative	Positive	Percent positive	Total
SWEDISH COVENANT HOSPITAL			2	100%	2
TALLAHASSEE MEMORIAL HEALTHCARE FAMILY MED RESIDENCY			2	100%	2
ST JOHN'S RIVERSIDE HOSPITAL		2			2
Cortland Acres Association		2			2
UTMB PATHOLOGY CLINICAL SERVICES LABORATORY			2	100%	2
SENDER RETREAT ADULT DAY CARE CENTERS			2	100%	2
CVS GA5637POCT VILLA RICA		2			2
QUEST DIAGNOSTICS CLINICAL LABORATORIES INC		2			2
EMERALD TRACE		2			2
MERCY CONVENIENT CARE			2	100%	2
CVS NJ837POCT MARLTON		2			2
Gracemore Nursing and Rehab		2			2
URGENT CARE AND SURGERY CENTER			2	100%	2
Cedar Valley Nursing & Rehab Center		2			2
AUGUSTA HEALTH SKILLED CARE			2	100%	2
SIMMONS			2	100%	2
Greystone Nursing and Rehab, LLC			2	100%	2
MEDEXPRESS URGENT CARE - SOUTH CHARLESTON		2			2
CVS PHARMACY INC DBA CVS/PHARMACY #10908		2			2
MINUTECLINIC DIAGNOSTIC, PA #10252		2			2
HOUSTON HEALTH DEPARTMENT - BUREAU OF LABORATORY SERVICES			2	100%	2
CVS PA1657POCT YORK		1	1	50%	2
MINUTE CLINIC DIAGNOSTIC OF VIRGINIA, LLC #1905		2			2
Birchaven		2			2
SARASOTA IMMEDIATE CARE			2	100%	2
AFC PHYSICIANS OF FLORIDA, PA			2	100%	2
MINUTECLINIC DIAGNOSTIC PA #3344		2			2
Robert Wood Johnson University Hospital		1	1	50%	2
CVS MO5724POCT KANSAS CITY		2			2
NORTH COUNTRY FAMILY HEALTH CENTER INC		2			2
RENFREW CENTERS INC		2			2
MARQUESA MEDICAL		2			2
MEDEXPRESS URGENT CARE - LINCOLN VILLA		2			2
CROSSROADS URGENT CARE DBA URGENT TEA		2			2
CENTRAL FLORIDA PRIMARY CARE			2	100%	2
CSS- TWELVE OAKS			2	100%	2
Iowa Veterans Home		2			2
Robert Cranfield			2	100%	2
Manorcare Health Services West Reading North		2			2
MAGNOLIA MANOR OF COLUMBUS		2			2
RAPID URGENT CARE - ALBANY			2	100%	2
FL DEPT OF HEALTH MARION COUNTY MOBILE HEALTH UNIT			2	100%	2
ELMHURST MEMORIAL HOSPITAL			2	100%	2
COVANCE			2	100%	2
NEMOURS CHILDREN'S PRIMARY CARE THE VILLAGES		2			2
PEDIATRICS IN NORTH FLORIDA PA			2	100%	2



# COVID-19: testing by laboratory

Data through Feb 14, 2021 verified as of Feb 15, 2021 at 09:25 AM

Data in this report are provisional and subject to change.

The numbers in the table below represent the number of Florida and non-Florida residents for whom test results were received by the Department of Health. A person can be tested by more than one laboratory and can have both positive and negative results. **Therefore, the sum of the numbers in each column will be larger than the total number of people tested.**

Reporting lab	Inconclusive	Negative	Positive	Percent positive	Total
GEISINGER MEDICAL CENTER		2			2
JOHNNIE RUTH CLARKE LAB			2	100%	2
ORMOND BEACH URGENT CARE			2	100%	2
VELOCITY URGENT CARE			2	100%	2
UT PATH			2	100%	2
MAJESTIC GUARDIANS			2	100%	2
CDK LIBERTY ENTERPRISES, LLC		2			2
CVS MO4850POCT SPRINGFIELD		2			2
LEE MEMORIAL HOSPITAL BLOOD GAS LAB			2	100%	2
MEMORIAL HERMANN HOSPITAL			2	100%	2
OURMED		2			2
JEFFERSON WASHINGTON TOWNSHIP HOSPITAL		2			2
BLACK STALLION WALK IN AND EXERCISE CLINICS LLC		1	1	50%	2
MEDEXPRESS URGENT CARE - OMAHA N 72 ST		2			2
Manor Care-Kingston Court of York PA, LLC		2			2
CVS IN7653POCT EVANSVILLE		1	1	50%	2
FLAGLER MEDICAL ASSOCIATES PA			2	100%	2
LAKE BALDWIN			2	100%	2
MINUTECLINIC DIAGNOSTIC OF NORTH CARO		2			2
HEALTH FIRST MEDICAL GROUP			2	100%	2
SANTOS REHABILITATION CENTER INC			2	100%	2
BD MEDICAL SYSTEMS			2	100%	2
VALLEY BAPTIST MEDICAL CENTER: BROWNSVILLE			2	100%	2
CARE NOW, INC			2	100%	2
WEAKLEY COUNTY REHAB AND NURSING CENTER		2			2
MINUTECLINIC DIAGNOSTIC OF KANSAS PA		2			2
BAY CORRECTIONAL AND REHABILITATION FACILITY			2	100%	2
STUART SURGERY CENTER, LLC			2	100%	2
BIOMAT USA			2	100%	2
SARNO FAMILY PRACTICE		1	1	50%	2
WALKONCLINIC			2	100%	2
DOCTORS MEDICAL CTR OF WALTON COUNTY			2	100%	2
SANTA ROSA COUNTY HEALTH DEPARTMENT			2	100%	2
COL CROSSROAD		1	1	50%	2
CHNJ		2			2
GREEN POINT RX INC DBA ALTRU CHEMISTS		2			2
VA CBOC			2	100%	2
CARTER BLOOD CARE			2	100%	2
UNIVERSITY OF MISSOURI HEALTH CARE			2	100%	2
Kroger 130 - The Little Clinic Colorado Springs		2			2
ADVENTIST HINSDALE HOSPITAL LABORATORY			2	100%	2
CVS TX2263POCT SAN ANTONIO		2			2
LOWELL GENERAL HOSPITAL			2	100%	2
PALMETTO FAMILY HEALTH CENTER			2	100%	2
441 URGENT CARE-MULBERRY			2	100%	2
RIVERVIEW MEDICAL CLINIC		2			2

# COVID-19: testing by laboratory

Data through Feb 14, 2021 verified as of Feb 15, 2021 at 09:25 AM

Data in this report are provisional and subject to change.

The numbers in the table below represent the number of Florida and non-Florida residents for whom test results were received by the Department of Health. A person can be tested by more than one laboratory and can have both positive and negative results. **Therefore, the sum of the numbers in each column will be larger than the total number of people tested.**

Reporting lab	Inconclusive	Negative	Positive	Percent positive	Total
BUFFALO CROSSINGS HEALTHCARE AND REHABILITATION CENTER			2	100%	2
ASPIRUS RIVERVIEW HOSPITAL & CLINICS INC		1	1	50%	2
THE RIM URGENT CARE			2	100%	2
HOLY TRINITY PHARMACY LLC		2			2
SOUTHEAST GEORGIA HEALTH SYSTEM			2	100%	2
VA OUTPATIENT PHARMACY			2	100%	2
FLORIDA CLINICAL LABORATORY INC			2	100%	2
FLORIDA DEPARTMENT OF HEALTH IN ALACHUA COUNTY -			2	100%	2
CATHOLIC HEALTH LABORATORY SERVICES		2			2
NORTH MCALLEN PEDIATRIC CENTER			2	100%	2
Lake Charles Healthcare LLC dba Landmark Lake Charles			2	100%	2
AUSTIN REGIONAL CLINIC MICROBIOLOGY LAB			2	100%	2
WILLAMETTE VALLEY TOXICOLOGY LLC		2			2
UNITED MEMORIAL MEDICAL CENTER			2	100%	2
HPH HOME CARE		1	1	50%	2
SUMMERFIELD RETIREMENT LIVING, INC			2	100%	2
DRR JMC URGENT CARE DONALD ROSS			2	100%	2
HAMILTON COUNTY HEALTH DEPARTMENT		2			2
ACM MEDICAL LABORATORY ALLIANCE			2	100%	2
BROOKDALE LAKE MARY			2	100%	2
PICHARDO CLINIC, THE			2	100%	2
Good Samaritan Society Waukon		2			2
LACORP		1	1	50%	2
OELWEIN HEALTH CARE CENTER		2			2
ROPER HOSPITAL			2	100%	2
HARBORCHASE OF GAINESVILLE			2	100%	2
THE CLUB AT BOYNTON BEACH, LLC			2	100%	2
LABRADOR PRIMARY CARE CENTER			2	100%	2
DOUGLASVILLE NURSING AND REHABILITATION		2			2
TRINITAS REGIONAL MEDICAL CENTER		1	1	50%	2
BAYSHORE MEDICAL CENTER			2	100%	2
TEXAS REGIONAL ASTHMA & ALLERGY CENTER			2	100%	2
GOUVERNEUR HOSPITAL LABORATORY		2			2
COMPLETE HEALTH MEDICAL CENTER			2	100%	2
CVS PA7132POCT THORNDALE		2			2
SPECTRA LABS		1	1	50%	2
ORLANDO HEALTH PHYSICIAN GROUP			2	100%	2
WOMENS CARE FLORIDA LLC-LABORATORY		2			2
CVS IL3163POCT OAK PARK		2			2
WILSON MEMORIAL HOSPITAL			2	100%	2
CENTRAL ARKANSAS VETERANS HEALTHCARE SYSTEM - VETERANS AFFAIRS			2	100%	2
MINUTECLINIC DIAGNOSTIC OF PA LLC		2			2
DMC UNIVERSITY LABORATORIES		1	1	50%	2
Kroger 426 - The Little Clinic Suwanee		2			2
PROVIDENCE LABORATORY SERVICES		2			2
CVS PA258POCT MCKEES ROCKS		2			2

# COVID-19: testing by laboratory

Data through Feb 14, 2021 verified as of Feb 15, 2021 at 09:25 AM

Data in this report are provisional and subject to change.

The numbers in the table below represent the number of Florida and non-Florida residents for whom test results were received by the Department of Health. A person can be tested by more than one laboratory and can have both positive and negative results. **Therefore, the sum of the numbers in each column will be larger than the total number of people tested.**

Reporting lab	Inconclusive	Negative	Positive	Percent positive	Total
MEDICAL CENTER LABORATORY			2	100%	2
CVS OH6149POCT UPPER ARLINGTON		1	1	50%	2
CVS SC2497POCT LEXINGTON		2			2
METROHEALTH SYSTEM			2	100%	2
CVS CT1123POCT SOUTHBURY		2			2
UF KANAPAHA LAB BEAKER		2			2
Kroger 571 - The Little Clinic Hendersonville		1	1	50%	2
BLUETAIL MEDICAL GROUP, LLC		1	1	50%	2
PENSACOLA MEDICAL CLINIC LLC			2	100%	2
FHCP ASC - ORANGE CITY			2	100%	2
Bedford Care Center of Hattiesburg		2			2
ST LUCIE COUNTY HEALTH DEPARTMENT		1	1	50%	2
SOUTHEAST GEORGIA HEALTH SYSTEM, INC D		2			2
KETAMINE HEALTH CENTERS AT BONITA SPRINGS, LLC		2			2
Kroger 687 - The Little Clinic Sugar Hill		1	1	50%	2
PHOEBE BERKS HEALTH CARE CENTER		2			2
ASHLEY PEDIATRICS			2	100%	2
UNIVERSTIY OF ILLINOIS HOSPITAL			2	100%	2
CARE NOW DENTON			2	100%	2
Great Lakes Health Center			2	100%	2
WEST COAST PEDIATRICS			2	100%	2
MEDEXPRESS URGENT CARE- ALLISON PARK		1	1	50%	2
MEDEXPRESS URGENT CARE, HERMITAGE		1	1	50%	2
Kroger 125 - The Little Clinic Castle Rock		2			2
RHODE ISLAND DEPARTMENT OF HEALTH LABORATORIES			2	100%	2
SWEETWATER NURSING CENTER		2			2
CARE 365			2	100%	2
CVS NH6596POCT HAMPTON		2			2
MEDEXPRESS URGENT CARE, LANCASTER WEST		1	1	50%	2
CROSSTOWN PHARMACY		2			2
The Grand Rehabilitation & Nursing Utica		2			2
Kroger 328 - The Little Clinic Henderson Road		2			2
MINUTECLINIC #1773		2			2
MERCY HOSPITAL			2	100%	2
SUNNYSIDE MANOR		2			2
AFTER HOURS PEDS			2	100%	2
USCG ABBOTT BINAXNOW		1	1	50%	2
IVY ROSEN MD PLLC		2			2
NEIGHBORCARE PHARMACY SERVICES		2			2
CVS NC3803POCT MOORESVILLE		2			2
WELLMED AT FORT PIERCE		1	1	50%	2
Hartwell Health and Rehabilitation		2			2
MEDEXPRESS URGENT CARE FOX CHAPEL		2			2
SOUTHERN TENNESSEE MEDICAL CENTER			2	100%	2
Walgreens #12427		1	1	50%	2
ADVENTHEALTH MEDICAL GROUP PEDIATRICS AT APOPKA		2			2

# COVID-19: testing by laboratory

Data through Feb 14, 2021 verified as of Feb 15, 2021 at 09:25 AM

Data in this report are provisional and subject to change.

The numbers in the table below represent the number of Florida and non-Florida residents for whom test results were received by the Department of Health. A person can be tested by more than one laboratory and can have both positive and negative results. **Therefore, the sum of the numbers in each column will be larger than the total number of people tested.**

Reporting lab	Inconclusive	Negative	Positive	Percent positive	Total
BAYLOR SCOTT & WHITE COMPREHENSIVE WOUND			2	100%	2
MINUTECLINIC DIAG OF IND LLC #1138		1	1	50%	2
GASTROENTEROLOGY ASSOCIATES			2	100%	2
CONWAY MEDICAL CENTER			2	100%	2
WHITESANDS OUTPATIENT TREATMENT		2			2
SPRING HILL REGIONAL HOSPITAL			2	100%	2
TENNESSEE DEPARTMENT OF HEALTH (TDH) - REGIONAL LABORATORY			2	100%	2
ADVANTA ANALYTICAL LABORATORIES			2	100%	2
SIGNATURE HEALTHCARE OF MIDDLEBURG		2			2
WHOLE CHILD PEDIATRICS			2	100%	2
MEDEXPRESS URGENT CARE - BRIDGEVILLE		2			2
CITY OF NEW YORK DEPARTMENT OF HEALTH			2	100%	2
SYNEOS HEALTH			2	100%	2
ADVENTHEALTH MEDICAL GROUP INTERNAL MEDICINE AT			2	100%	2
MEDEXPRESS URGENT CARE-SALINA, S 9TH ST		2			2
WISE HEALTH SYSTEM		1	1	50%	2
CVS SC7567POCT BOILING SPRINGS		1	1	50%	2
THE WINDSOR ORTEGA		2			2
SUNCREST OMNI		2			2
JOHN KNOX MANOR INC II		1	1	50%	2
BENEVA LAKES ASSISTED LIVING CENTER			2	100%	2
Providence of Sparta Health and Rehabilitation		2			2
CVS PA4077POCT BELLE VERNON		2			2
MEDEXPRESS URGENT CARE - MARTINSVILLE		2			2
NEW GEN LABS			2	100%	2
CROSSROADS			2	100%	2
MAIN STREET MEDICAL CENTERS		2			2
DOCTORS CARE OF PALM COAST			2	100%	2
VALLEY MEDICAL LABORATORY			2	100%	2
MEDEXPRESS URGENT CARE - LEDGEWOOD		2			2
MEDEXPRESS URGENT CARE - BROOKHAVEN		2			2
SPECTRUM HEALTH			2	100%	2
HARRINGTON PARK HEALTH AND REHAB		2			2
MONROE URGENT CARE		2			2
ROCKEFELLER UNIVERSITY CLINICAL GENOMICS LABORATOR		2			2
MIDWAY PRIMARY CARE LLC		2			2
Kroger 412 - The Little Clinic Oxford		2			2
TAMPA INTERNATIONAL AIRPORT			2	100%	2
CVS IL7017POCT BLOOMINGTON		2			2
CARESPOT URGENT CARE		1	1	50%	2
YOUTH AND YOU, INC		2			2
CRUC CMCH-COVID-19		2			2
MINUTECLINIC DIAGNOSTIC OF NEVADA-9586		1	1	50%	2
STEWART ST ELIZABETH MEDICAL CENTER			2	100%	2
JULIE STAATS DO		2			2
REGIONAL MEDICAL CENTER BAYONET POINT			2	100%	2

# COVID-19: testing by laboratory

Data through Feb 14, 2021 verified as of Feb 15, 2021 at 09:25 AM

Data in this report are provisional and subject to change.

The numbers in the table below represent the number of Florida and non-Florida residents for whom test results were received by the Department of Health. A person can be tested by more than one laboratory and can have both positive and negative results. **Therefore, the sum of the numbers in each column will be larger than the total number of people tested.**

Reporting lab	Inconclusive	Negative	Positive	Percent positive	Total
FAMILY FIRST PEDIATRICS			2	100%	2
MD NOW URGENT CARE CENTER INC.			2	100%	2
WARE EXPRESS CARE			2	100%	2
HOLY FAMILY MEDICAL CENTER		1	1	50%	2
ADVANCE FAMILY PRACTICE LLC			2	100%	2
CVS OH6185POCT PICKERINGTON		2			2
CEDARS-SINAI MEDICAL CENTER			2	100%	2
PLASMA MED RESEARCH DBA		2			2
EXCEPTIONAL EMERGENCY CENTER - AMARILLO			2	100%	2
MINUTECLINIC #2797		2			2
ACKERMAN CANCER CENTER		2			2
SOUTHERN BREEZE HEALTHCARE		1	1	50%	2
PALM BEACH DIABETES & ENDOCRINE SPECIALISTS PA			2	100%	2
CVS TX5877POCT PEARLAND		2			2
MEDEXPRESS URGENT CARE - LINCOLN N 26T		2			2
CVS NC2313POCT RALEIGH		2			2
NEW YORK PSYCHIATRIC INSTITUTE		2			2
MARCO ISLAND HOSPITAL INC D/B/A		1	1	50%	2
NEMOURS CHILDREN'S URGENT CARE			2	100%	2
CVS NJ862POCT MARLBORO		2			2
MINUTECLINIC DIAGNOSTIC OF OHIO #6139		2			2
MINUTECLINIC DIAGNOSTIC OF OHIO #6147		1	1	50%	2
MEDEXPRESS URGENT CARE - CEDAR KNOLLS		2			2
ADVENTHEALTH EAST ORLANDO EMPLOYEE CLINIC		2			2
NLC LABS			2	100%	2
FLORIDA DEPARTMENT OF HEALTH (FDOH)			2	100%	2
BOSTON PUBLIC HEALTH COMMISSION			2	100%	2
CVS TX4397POCT CYPRESS		2			2
FLORIDA MEDICAL CLINIC RADIOLOGY DALE MABRY		2			2
ALL4KIDZ PEDIATRICS LLC		2			2
SIGNAL DIAGNOSTICS DBA FLOWHEALTH LABS			2	100%	2
SPRINGHILL SENIOR RESIDENCE		2			2
Chatham Nursing and Rehab Center		2			2
TMH PHYSICIAN PARTNERS MONTICELLO		1	1	50%	2
DAVENPORT PEDIATRICS CLERMONT PA		1	1	50%	2
Elba Nursing and Rehabilitation Center, LLC		2			2
CALIFORNIA DIVISION OF COMMUNICABLE DISEASE CONTROL			2	100%	2
SUMMIT URGENT CARE PS			2	100%	2
MAGNOLIA ADULT, LLC			2	100%	2
MEDEXPRESS URGENT CARE - JEANNETTE		2			2
GERM BUSTERS 911 LLC			2	100%	2
MINUTECLINIC DIAGNOSTIC OF OHIO #6192		2			2
BEAUFORT MEMORIAL			2	100%	2
SPECIALTY LABORATORIES			2	100%	2
IN & OUT URGENT CARE METAIRIE			2	100%	2
MEDEXPRESS - WILMINGTON KIRKWOOD HIGHWAY		2			2

# COVID-19: testing by laboratory

Data through Feb 14, 2021 verified as of Feb 15, 2021 at 09:25 AM

Data in this report are provisional and subject to change.

The numbers in the table below represent the number of Florida and non-Florida residents for whom test results were received by the Department of Health. A person can be tested by more than one laboratory and can have both positive and negative results. **Therefore, the sum of the numbers in each column will be larger than the total number of people tested.**

Reporting lab	Inconclusive	Negative	Positive	Percent positive	Total
MATHER HOSPITAL			2	100%	2
FLORIDA DEPARTMENT OF HEALTH IN ESCAMBIA COUNTY		1	1	50%	2
MEMORIAL HERMANN CONSOLIDATED LABORATORY SERVICES			2	100%	2
POPLAR HEALTHCARE			2	100%	2
STATCARE URGENT AND WALK-IN			2	100%	2
CVS NV2928POCT LAS VEGAS		2			2
BOONES CREEK URGENT CARE		1	1	50%	2
CHI MEMORIAL PRIMARY CARE ASSOCIATES-A		2			2
LILY PHARMACY		2			2
PATIENT FIRST MEDICAL CENTER-CARYTOWN			2	100%	2
OAKBRIDGE TERRACE AT SAE			2	100%	2
MADISON HOSPITAL LABORATORY			2	100%	2
CLEVELAND CLINIC IMAGING			2	100%	2
BAPTIST HEALTHCARE - LAKEVIEW CENTER INC		2			2
DELRAY BEACH HEALTH CENTER			2	100%	2
Sears Coastal Nursing and Rehab		2			2
MEMORIAL HERMANN			2	100%	2
FALCON HEALTH CENTER			2	100%	2
Hackensack Univ Medical Center At Pasc		1	1	50%	2
SCIENTIFIC LABORATORY COMPANY		2			2
RIGHT AT HOME			2	100%	2
PALM CITY NURSING AND REHAB CENTER			2	100%	2
COMMUNITY HEALTH CENTERS INC			2	100%	2
WALGREENS #05477		2			2
PTC LABORATORIES			2	100%	2
SIGNATURE CARE LEWISVILLE-EMERGENCY CENTER		1	1	50%	2
MINUTECLINIC DIAGNOSTIC PA #7110		2			2
ADVENT HEALTH CENTRAL TEXAS		1	1	50%	2
FLORIDA MEDICAL CLINIC CARDIOLOGY-ZH			2	100%	2
SMITH NORTHVIEW HOSPITAL LAB			2	100%	2
FLORIDA MEDICAL CENTER OF CLEARWATER		2			2
MINUTE CLINIC DIAGNOSTIC OF KANSAS PA		2			2
NORTHWELL HEALTH			2	100%	2
APPLECARE VALDOSTA			2	100%	2
ILLINOIS DEPT OF PUBLIC HEALTH LABS			2	100%	2
CVS MO10151POCT SPRINGFIELD		1	1	50%	2
ASCENSION ST MICHAEL'S HOSPITAL LAB		1	1	50%	2
BMC/JACSONVILLE		1	1	50%	2
POINT OF CARE PRIVATE HEALTH MANAGEMENT			2	100%	2
Lakeside Oaks Care Center			2	100%	2
MAYO CLINIC GROUP PRACTICE LABORATORY			2	100%	2
PM PEDIATRICS OF SELDEN, PLLC		2			2
PARKRIDGE MEDICAL CENTER			2	100%	2
ARCPPOINT LABS OF ALTAMONTE SPRINGS			2	100%	2
ESCANDON DIAGNOSTIC CLINIC			2	100%	2
ST. ELIZABETH HEALTHCARE			2	100%	2

# COVID-19: testing by laboratory

Data through Feb 14, 2021 verified as of Feb 15, 2021 at 09:25 AM

Data in this report are provisional and subject to change.

The numbers in the table below represent the number of Florida and non-Florida residents for whom test results were received by the Department of Health. A person can be tested by more than one laboratory and can have both positive and negative results. **Therefore, the sum of the numbers in each column will be larger than the total number of people tested.**

Reporting lab	Inconclusive	Negative	Positive	Percent positive	Total
BRANDYWYNE HEALTH CARE CENTER			2	100%	2
MINUTECLINIC DIAGNOSTIC OF OHIO #4401		2			2
PEACEHEALTH CENTRAL		2			2
MANSFIELD MEDICAL LODGE			2	100%	2
MEDEXPRESS URGENT CARE-BLOOMFIELD AVEN		2			2
CVS MA447POCT NORTHAMPTON		2			2
MINUTECLINIC DIAG OF IND, LLC #6908		2			2
DOCTOR'S IN-HOUSE LAB/COMMUNITY HEALTH CENTERS OF PINELLAS - JOHNNIE R			2	100%	2
EAST NAPLES PEDIATRICS			2	100%	2
ORLANDO FAMILY PHYSICIANS INC			2	100%	2
PUBLIC HEALTH LABORATORY	1		1	50%	2
INTERNAL MEDICINE ASSOCIATES-DUNELLON			2	100%	2
KIVA AT MOUNT DORA			2	100%	2
ONE MEDICAL GROUP		1	1	50%	2
PALMS OF FT MYERS,THE			2	100%	2
ADVANCED MEDICAL OF FLORIDA			2	100%	2
GULF COAST IMMEDIATE CARE CENTER		1	1	50%	2
GULF COAST REGIONAL MEDICAL CARE		2			2
SHELL POINT HOME HEALTH			2	100%	2
OCALA REGIONAL KIDNEY CENTER-WEST			2	100%	2
MEDEXPRESS URGENT CARE - ANDERSON		2			2
Huntington Health Care and Rehabilitation Center		2			2
SANFORD REGIONAL HOSPITAL WORTHINGTON		2			2
PANCARE HEALTH - FRANKLIN CO			2	100%	2
FLORIDA COMMUNITY HEALTH CENTERS, INC.			2	100%	2
BOSTON MEDICAL CENTER			2	100%	2
Kroger 647 - The Little Clinic Newnan Crossings		1	1	50%	2
UNIVERISTY OF MEMPHIS ATHLETIC TRAINI		2			2
ONTARIO COUNTY PUBLIC HEALTH		2			2
RCA LABORATORY SERVICES LLC			2	100%	2
CVS AZ9290POCT PHOENIX		2			2
ENVOY OF FORK UNION, LLC DBA ENVOY AT THE VILLAGE		2			2
THE HOSPITAL OF PROVIDENCE EMERGENCY ROOM			2	100%	2
NORTHSIDE FAMILY MEDICINE AND URGENT CARE (EAST COBB)		2			2
MINUTECLINIC 7196		2			2
DEER'S HEAD CENTER		2			2
CVS TN7144POCT BARTLETT		2			2
AFFORDABLE PRIMARY CARE LLC		2			2
TRUE HEALTH INC			2	100%	2
CVS IN6572POCT INDIANAPOLIS		2			2
MEDICAL CITY DALLAS HOSPITAL			2	100%	2
First Care Living Center/Essentia Health			2	100%	2
WELL HEALTH LABS			2	100%	2
MINUTECLINIC, LLC #1452		2			2
SPRINGS MEDICAL LAB		1	1	50%	2
PM PEDIATRICS OF BAYSIDE PLLC - HOPEWELL JUNCTION		2			2

# COVID-19: testing by laboratory

Data through Feb 14, 2021 verified as of Feb 15, 2021 at 09:25 AM

Data in this report are provisional and subject to change.

The numbers in the table below represent the number of Florida and non-Florida residents for whom test results were received by the Department of Health. A person can be tested by more than one laboratory and can have both positive and negative results. **Therefore, the sum of the numbers in each column will be larger than the total number of people tested.**

Reporting lab	Inconclusive	Negative	Positive	Percent positive	Total
AIRPORT CLINIC			2	100%	2
Van Wert Manor		2			2
GULF COAST MEDICAL CENTER RESPIRATORY CARE			2	100%	2
MEMORIAL HOSPITAL OF SOUTH BEND			2	100%	2
ADVANCED MEDICAL CARE			2	100%	2
DEKALB MEDICAL CENTER LABORATORY			2	100%	2
BAYSIDE URGENT CARE CENTER INC			2	100%	2
MARCO ISLAND MEDICAL CENTER			2	100%	2
LEESBURG REGIONAL MEDICAL CENTER URGENT CARE			2	100%	2
SOUTH BEND MEDICAL FOUNDATION			2	100%	2
BROOKS -TLC HOSPITAL SYSTEM			2	100%	2
JORDAN VALLEY MEDICAL CENTER			2	100%	2
UC CORAL GABLES			2	100%	2
MEASE COUNTRYSIDE HOSPITAL CARDIAC REH			2	100%	2
ATHENA CARE RESOURCES LLC		2			2
INSPIRE HEALTHCARE CENTER			2	100%	2
CLINICAL PATHOLOGY LABORATORIES			2	100%	2
MEDSTAR HARBOR HOSPITAL			2	100%	2
BELLIN HOSPITAL			2	100%	2
MEDAILLE COLLEGE WELLNESS CENTER		2			2
RAINY LAKE MEDICAL CENTER			2	100%	2
OUR LADY OF THE LAKE REGIONAL MEDICAL CENTER			2	100%	2
SUNCOAST BLOOD BANK			2	100%	2
FLORIDA MEDICAL CENTER			2	100%	2
MASSACHUSETTS DEPARTMENT OF HEALTH			2	100%	2
STOP URGENT CARE			2	100%	2
CONCENTRA - PLANT CITY		2			2
SOUTHERN SURGICAL ARTS		2			2
Kroger 020 - The Little Clinic Wheat Ridge		2			2
TEXAS HEALTH CARE			2	100%	2
SCDHEC BUREAU OF LABORATORIES			2	100%	2
TRUSTBRIDGE			2	100%	2
BAYFRONT FAMILY HEALTH CENTER			2	100%	2
Kroger 686 - The Little Clinic Farragut		2			2
CVS PA7611POCT ALLISON PARK		2			2
LEHIGH MEDICAL AND RESEARCH CENTER, INC			2	100%	2
UNIVERSITY HOSPITAL OF BROOKLYN		2			2
MID-FLORIDA HEMATOLOGY AND ONCOLOGY CENTERS		2			2
MINUTECLINIC, LLC (CLINIC 10928)		2			2
METHODIST MANSFIELD MEDICAL CENTER			2	100%	2
JOHNSON CITY MEDICAL CENTER		1	1	50%	2
APALACHEE CENTER INC		2			2
CVS NC7213POCT MATTHEWS		2			2
BAYSTATE MEDICAL CENTER		1	1	50%	2
CHAPPEL GROUP RESEARCH, THE		2			2
HEARTLAND HOME HEALTH CARE		2			2



# COVID-19: testing by laboratory

Data through Feb 14, 2021 verified as of Feb 15, 2021 at 09:25 AM

Data in this report are provisional and subject to change.

The numbers in the table below represent the number of Florida and non-Florida residents for whom test results were received by the Department of Health. A person can be tested by more than one laboratory and can have both positive and negative results. **Therefore, the sum of the numbers in each column will be larger than the total number of people tested.**

Reporting lab	Inconclusive	Negative	Positive	Percent positive	Total
MIDDLEBURG PEDIATRICS			2	100%	2
MINUTECLINIC DIAG OF IND, LLC #6553		2			2
Warren Center for Rehabilitation and Nursing		2			2
WASHINGTON STATE DEPARTMENT OF HEALTH PUBLIC HEALTH LABORATORIES			2	100%	2
BIOHEALTH MEDICAL LAB INC			2	100%	2
MINUTECLINIC DIAG OF IND, LLC #5369		1	1	50%	2
NEW BRIDGE MEDICAL CENTER		2			2
WEST FLORIDA MEDICAL ASSOCIATES, PA			2	100%	2
INSPIRIT SENIOR LIVING			2	100%	2
FIRST CHOICE MEDICAL PC			2	100%	2
BAPTIST HOSPITAL NURSING/PATIENT CARE			2	100%	2
SAFE PMC		2			2
VITAL CARE CLINIC, LLC			2	100%	2
COMMUNITY HEALTH CENTERS OF PINELLAS, INC			2	100%	2
HUMILITY OF MARY HEALTH PARTNERS			2	100%	2
SACRED HEART HOSPITAL ON THE EMERALD			2	100%	2
CONCENTRA - ORLANDO SOUTH II		2			2
DEPT OF HEALTH			2	100%	2
TENNESSEE VALLEY HCS			2	100%	2
INA		1	1	50%	2
AZALEA HEALTH AND REHABILITATION		2			2
SERENADES BY SONATA		1	1	50%	2
BERGEN COUNTY SURGICAL AND ENDOSCOPY CENTER		2			2
ACCESS CARE MEDICAL GROUP LLC		2			2
MARTHA A PRICE MD PA		1	1	50%	2
MID - FLORIDA PATHOLOGY LLC		1	1	50%	2
BRITO MEDICAL CENTER			2	100%	2
Iron County Medical Care Facility		2			2
CVS TX1104POCT ALLEN		2			2
KEY WEST HMA PHYSICIAN MANAGEMENT, LLC			2	100%	2
FEDERAL CORRECTIONAL INSTITUTION MARIANNA			2	100%	2
SPRINGFIELD HOSPITAL LABORATORY			2	100%	2
ANDERSON COUNTY HOSPITAL			2	100%	2
PALM MEDICAL CENTER - PLANT CITY		2			2
Parkridge Specialty Care		2			2
SOUTH DAKOTA DEPARTMENT OF HEALTH		2			2
STANFORD HEALTH CARE ANATOMIC PATHOLOGY & CLINICAL LAB			2	100%	2
BRENTWOOD AT FORE RANCH			2	100%	2
ADVOCATE SHERMAN HOSPITAL			2	100%	2
ALL PEDIATRIC CARE PA			2	100%	2
FAMILY CARE SPECIALISTS OF ORLANDO			2	100%	2
MOBILE COUNTY HEALTH DEPARTMENT		1	1	50%	2
JOSEPH SCHENKER MD PC		2			2
MOBILE HEALTH LABS LLC			2	100%	2
SANIBEL MEDICAL CLINIC			2	100%	2
MINUTECLINIC DIAGNOSTIC MEDICAL		2			2

# COVID-19: testing by laboratory

Data through Feb 14, 2021 verified as of Feb 15, 2021 at 09:25 AM

Data in this report are provisional and subject to change.

The numbers in the table below represent the number of Florida and non-Florida residents for whom test results were received by the Department of Health. A person can be tested by more than one laboratory and can have both positive and negative results. **Therefore, the sum of the numbers in each column will be larger than the total number of people tested.**

Reporting lab	Inconclusive	Negative	Positive	Percent positive	Total
University Plaza Rehabilitation and Nursing			2	100%	2
MIDLAND MEMORIAL HOSPITAL			2	100%	2
MINUTECLINIC, LLC #05891		1	1	50%	2
REGIONS HOSPITAL LABORATORY			2	100%	2
NASSAU UNIVERSITY MEDICAL CENTER DEPT		1	1	50%	2
Kroger 186 - The Little Clinic Holiday Manor		1	1	50%	2
PM PEDIATRICS OF BAYSIDE, PLLC - MANHASSET		2			2
MINUTECLINIC, LLC, DBA MINUTECLINIC #4		2			2
ROCKWALL URGENT CARE			2	100%	2
LABCORP OF AMERICA HOLDINGS		1	1	50%	2
BROOKDALE ALTAMONTE SPRINGS			2	100%	2
WALGREENS #13605		2			2
MINUTECLINIC DIAGNOSTICS OF IND LLC		1	1	50%	2
ASSOCIATES IN UROGYNECOLOGY MD LLC		2			2
TRICORE REFERENCE LABORATORY		1	1	50%	2
BAYMEADOWS PRIMARY CARE		2			2
RAPID RESULT CORP LLC		1	1	50%	2
TWELVE OAKS RECOVERY CENTER			2	100%	2
ACCESS LABORATORIES LLC			2	100%	2
GENESIS FAMILY PRACTICE			2	100%	2
NONA PEDIATRIC CENTER			2	100%	2
SUNCOAST TECHNICAL COLLEGE SCHOOL OF HEALTH		2			2
ARLINGTON DIALYSIS CENTER LLC		2			2
LIFESPRING COMMUNITY HEALTH		2			2
DNA DIAGNOSTICS CENTER		2			2
Jackson Health Care Facility			2	100%	2
MEDICAL CENTER OF CENTRAL GEORGIA			2	100%	2
MEDEXPRESS URGENT CARE - SPRINGDALE, S 40TH STREET		2			2
FRESENIUS KIDNEY CARE			2	100%	2
GALEN BAYLOR EXTENSION		2			2
BLUEWATER TOXICOLOGY			2	100%	2
ATLAS GENOMICS			2	100%	2
CREATIVE HEALTH CENTER			2	100%	2
CORNERSTONE MEDICAL CARE OF BRANDON		2			2
LEGACY LABORATORY SERVICES			2	100%	2
VIRGINIA DEPT OF HEALTH OFFICE OF EPIDEMIOLOGY			2	100%	2
MEDEXPRESS URGENT CARE-SELINGSGROVE		2			2
Kroger 853 - The Little Clinic East Broad Street		2			2
Kroger 745 - The Little Clinic Somerset		2			2
Medilodge of Montrose		2			2
Stillwater Healthcare		2			2
TGH Brandon Healthplex Laboratory			2	100%	2
OSF ST JOSEPH MEDICAL CENTER			2	100%	2
CIGNA GATEWAY			2	100%	2
MEDEXPRESS URGENT CARE - SPRINGFIELD, COOLEY ST		2			2
CITRUS PARK			2	100%	2

# COVID-19: testing by laboratory

Data through Feb 14, 2021 verified as of Feb 15, 2021 at 09:25 AM

Data in this report are provisional and subject to change.

The numbers in the table below represent the number of Florida and non-Florida residents for whom test results were received by the Department of Health. A person can be tested by more than one laboratory and can have both positive and negative results. **Therefore, the sum of the numbers in each column will be larger than the total number of people tested.**

Reporting lab	Inconclusive	Negative	Positive	Percent positive	Total
CLARA MAASS TRANSITIONAL CARE UNIT		2			2
BOND COMMUNITY HEALTH CENTER			2	100%	2
ST. MARY'S MEDICAL CENTER EVANSVILLE, INC			2	100%	2
MINUTECLINIC OF NEVADA-2955 S FT APACH		2			2
CVS NC7047POCT DURHAM		2			2
SOUTHEASTERN INSTITUTE OF RESTORATIVE MEDICINE		1	1	50%	2
NORTH DAKOTA VETERANS HOME		2			2
Holiday Retirement Home			2	100%	2
LIFETIME FAMILY URGENT CARE			2	100%	2
FIRST PREVENTION AND DIALYSIS CENTER LLC			2	100%	2
NYUMC CLINICAL LABORATORIES			2	100%	2
STATE OF FLORIDA			2	100%	2
UWMC MONTLAKE DEPT OF LAB MED			2	100%	2
CVS MINUTE CLINIC DIAGNOSTIC OF TN #3293		2			2
MAWD PATHOLOGY GROUP			2	100%	2
PREMIER MEDICAL LABORATORY			2	100%	2
EASTSIDE SPORTS COMPLEX			2	100%	2
PARKLAND HEALTH & HOSPITAL			2	100%	2
CHESTERFIELD HEALTHCARE GROUP, INC		2			2
ADVENTHEALTH IMAGING PARTIN SETTLEMENT			2	100%	2
JACKSON LABORATORY OF GENOMIC MEDICINE		2			2
ADVENTHEALTH MEDICAL GROUP UROLOGY AT EAST ORLANDO		1			1
PRIMEX CLINICAL LABORATORIES INC			1	100%	1
OUCH URGENT CARE			1	100%	1
Kroger 527 - The Little Clinic Hwy 70 S.		1			1
Bon Secours Place			1	100%	1
TWIN			1	100%	1
KNAPP MEDICAL GROUP			1	100%	1
Jacaranda Manor			1	100%	1
BROOKDALE AVONDALE (BU 04360)			1	100%	1
WALGREENS #01398			1	100%	1
MINUTECLINIC DIAGNOSTIC, PA		1			1
LOWER KEYS COMMUNITY HEALTH CENTER			1	100%	1
MEDEXPRESS URGENT CARE - WICHITA, N MAIZE RD		1			1
Kroger 518 - The Little Clinic Hermitage		1			1
LAB. CORP. OF AMERICA			1	100%	1
BAYFRONT CARDIOVASCULAR ASSOCIATES			1	100%	1
ST GERARD'S COMMUNITY OF CARE		1			1
Belvoir Woods Health Care Center at The Fairfax		1			1
Kroger 410 - The Little Clinic Trinity		1			1
INDIGO PALMS			1	100%	1
NEW ULM MEDICAL CENTER			1	100%	1
ASANTE THREE RIVERS MEDICAL CENTER LAB		1			1
SISTERS MISSION			1	100%	1
ANDREWS			1	100%	1
MINUTECLINIC DIAGNOSTIC OF VIRGINIA, LLC #1416		1			1

# COVID-19: testing by laboratory

Data through Feb 14, 2021 verified as of Feb 15, 2021 at 09:25 AM

Data in this report are provisional and subject to change.

The numbers in the table below represent the number of Florida and non-Florida residents for whom test results were received by the Department of Health. A person can be tested by more than one laboratory and can have both positive and negative results. **Therefore, the sum of the numbers in each column will be larger than the total number of people tested.**

Reporting lab	Inconclusive	Negative	Positive	Percent positive	Total
Redwood Springs Healthcare			1	100%	1
URGENT DOC -NACOGODOCHES CLINIC			1	100%	1
FELD ENTERTAINMENT			1	100%	1
CVS NE8626POCT LINCOLN		1			1
HEARTLAND OF ZEPHYRHILLS FL, LLC			1	100%	1
MAYO CLINICAL LABORATORIES		1			1
WELLMED AT BRANDON REGIONAL		1			1
CLINICAL LABORATORY DEPARTMENT			1	100%	1
ABSOLUTE CAREGIVERS HOME HEALTH AGENCY INC			1	100%	1
ATLANTIS VISION CENTER			1	100%	1
INTERMOUNTAIN HEALTHCARE LABORATORY SERVICES			1	100%	1
BEAUMONT HOSPITAL, GROSSE POINTE			1	100%	1
Kroger 539 - The Little Clinic Memorial Blvd.		1			1
ADVANCED URGENT CARE PLLC		1			1
CLARKSVILLE MANOR INC		1			1
THYROID SPECIALTY LABORATORY			1	100%	1
CVS OH4359POCT HUDSON		1			1
MARYWOOD HEIGHTS		1			1
BAYLOR SCOTT & WHITE ALL SAINTS MEDICAL CENTER FT			1	100%	1
MERCY MEDICAL CENTER INC			1	100%	1
UNIVERSITY OF IOWA HOSPITALS & CLINICS			1	100%	1
FLORIDA HOSPITAL ORMOND BEACH			1	100%	1
SAINT JOSEPHS HOSPITAL OF ATLANTA			1	100%	1
HARTFORD HEALTH CARE & REHABILITATION			1	100%	1
San Antonio Residence and Rehabilitation Center		1			1
WALMART PHARMACY 10-4554		1			1
CLINTON DRUG STORE		1			1
CQUENTIA NGS, LLC			1	100%	1
TRIPLE O RESEARCH INSTITUTE PA			1	100%	1
METHODISM MIDLOTHIAN MEDICAL CENTER			1	100%	1
COMMUNITY MEDICAL CARE			1	100%	1
PREVENTIVE CARDIOLOGY AND INTERNAL MEDICINE ASSOCI			1	100%	1
FAU MEMORY & WELLNESS CENTER			1	100%	1
RABI SINHA, MD		1			1
LAKE MARY OPTUM FLORIDA			1	100%	1
GUTHRIE CORNING HOSPITAL LABORATORY		1			1
ADVANCE CARDIOVASCULAR IMAGING, INC			1	100%	1
Douglas County Health Center		1			1
BROOKSVILLE REGIONAL HOSPITAL			1	100%	1
PRIMARY CARE & PEDIATRICS - SHEPHERSTOWN		1			1
MOBILE MEDICAL CLINIC			1	100%	1
OMNI HEALTHCARE INC			1	100%	1
CHATEAU MADELEINE - SENIOR LIVING & MEMORY CARE			1	100%	1
NHC HealthCare Anniston		1			1
EXPRESS LAB LIVINGSTON			1	100%	1
EH FARGO HOSPITAL LABORATORY			1	100%	1

# COVID-19: testing by laboratory

Data through Feb 14, 2021 verified as of Feb 15, 2021 at 09:25 AM

Data in this report are provisional and subject to change.

The numbers in the table below represent the number of Florida and non-Florida residents for whom test results were received by the Department of Health. A person can be tested by more than one laboratory and can have both positive and negative results. **Therefore, the sum of the numbers in each column will be larger than the total number of people tested.**

Reporting lab	Inconclusive	Negative	Positive	Percent positive	Total
GENESIS HOME HEALTH CARE SERVICES OF			1	100%	1
PROVIDENCE HOSPITAL			1	100%	1
VA COMMUNITY BASED CLINIC - LAKE CITY			1	100%	1
Riverside Nursing & Rehabilitation Center		1			1
PUBLIX PHARMACY #0332		1			1
OAK HAVEN REHAB AND NURSING CENTER			1	100%	1
TITUSVILLE TOWERS ASSISTED LIVING		1			1
CVS IN5696POCT FORT WAYNE		1			1
CVS GA2108POCT NORCROSS		1			1
CLEMENT MANOR HEALTH CENTER		1			1
CSL PLASMA LAB			1	100%	1
COLONIAL MEDICAL CENTER-EAST ORLANDO			1	100%	1
CVS / PHARMACY #10794			1	100%	1
NEMOURS CHILDRENS URGENT CARE			1	100%	1
SUNY AT STONY BROOK			1	100%	1
CVS TX8351POCT BEAUMONT		1			1
BAPTIST HOSPITAL EAST			1	100%	1
CLINICAL MICROBIOLOGY LAB FAIRVIEW UNIVERSITY HOSPITAL			1	100%	1
AFC URGENT CARE CLEVELAND			1	100%	1
MIAMI CHILDRENS HOSPITAL MIDTOWN OUTPATIENT CENTER			1	100%	1
METROWEST MEDICAL CENTER - FRAMINGHAM			1	100%	1
NORTH CAROLINA STATE LABORATORY OF PUBLIC HEALTH, SPECTRUM LAB NETWORK			1	100%	1
MCH PHYSICIANS GROUP			1	100%	1
FAMILY PHYSICIANS OF WINTER PARK, INC			1	100%	1
CVS MI8049POCT WATERFORD		1			1
Good Samaritan Society-Atkinson		1			1
Oak Hill Health & Rehabilitation Center			1	100%	1
MEDEXPRESS URGENT CARE - DANVILLE		1			1
Bayou Vista Community Care Center			1	100%	1
CHILDRENS HEALTHCARE CTE OF NORTHERN		1			1
CONNECTICUT PEDIATRICS @ CHC		1			1
TALLAHASSEE DIALYSIS		1			1
CVS PA1074POCT KENNETT SQUARE		1			1
ADVANCE GASTROENTEROLOGY			1	100%	1
JPS HEALTH CENTER AT TRUE WORTH PLACE			1	100%	1
OAKMONT EAST- GREENVILLE SC, LLC		1			1
Masonic Medical Research Institute			1	100%	1
Valley Center (WV)			1	100%	1
CROSSROADS URGENT CARE PLLC		1			1
Metairie Healthcare Center			1	100%	1
HATLEY HEALTH CARE, INC		1			1
MAHONEY PEDIATRICS PA			1	100%	1
FLORIDA HOSPITAL TRANSPLANT CENTER		1			1
MOUNT SINAI COMPREHENSIVE CANCER CENTER			1	100%	1
GREYSTONE HOME HEALTH OF GREATER ORLANDO LLC		1			1
GRAND VIEW HOSPITAL			1	100%	1

# COVID-19: testing by laboratory

Data through Feb 14, 2021 verified as of Feb 15, 2021 at 09:25 AM

Data in this report are provisional and subject to change.

The numbers in the table below represent the number of Florida and non-Florida residents for whom test results were received by the Department of Health. A person can be tested by more than one laboratory and can have both positive and negative results. **Therefore, the sum of the numbers in each column will be larger than the total number of people tested.**

Reporting lab	Inconclusive	Negative	Positive	Percent positive	Total
SEATTLE-KING COUNTY			1	100%	1
INFECTION CONTROL DEPT			1	100%	1
HOLSTON MEDICAL GROUP		1			1
ELDER ALTERNATIVES INC			1	100%	1
MEMORIAL HOSPITAL LOS BANOS			1	100%	1
Accordius Health at Gastonia			1	100%	1
FAMILY MEDICAL CENTERS			1	100%	1
PENNY PEDIATRICS		1			1
HOLYOKE MEDICAL CENTER			1	100%	1
WHEATON FRANCISCAN LABORATORY			1	100%	1
FAITH FAMILY PRACTICE			1	100%	1
CLUB HEALTH AND REHABILITATION CENTER, THE		1			1
GENESIS MICROBIOLOGY LAB		1			1
CVS AZ10529POCT SCOTTSDALE		1			1
EASTMAN HEALTHCARE & REHAB		1			1
PRIMARY AND URGENT CARE			1	100%	1
Manor Care of Dallastown d/b/a ManorCare Health Services - Dallastown		1			1
YOUR KIDS URGENT CARE			1	100%	1
PROGRESSIVE MEDICAL RESEARCH			1	100%	1
HEALTHCARE FOR THE HOMELESS			1	100%	1
CVS NC2749POCT CONCORD		1			1
PARKWAY REGIONAL MEDICAL CENTER LAB			1	100%	1
MAYO CLINIC OUTPATIENT DIALYSIS CENTER			1	100%	1
BNJ		1			1
MCLEOD MEMORIAL HOSPITAL CLARENDON			1	100%	1
WOMENS CARE FLORIDA LLC			1	100%	1
CFHC - FROSTPROOF			1	100%	1
SAINT ALPHONSUS REGIONAL MEDICAL CENTER			1	100%	1
RICHMOND MEDICAL CENTER FOR WOMEN		1			1
CVS NE8616POCT LINCOLN		1			1
BIODORON LABORATORIES			1	100%	1
BASCOM PALMER-MICRO LAB			1	100%	1
THE MEDICAL CENTER AT BOWLING GREEN			1	100%	1
CVS AZ5477POCT SURPRISE		1			1
MEDEXPRESS URGENT CARE - DERBY N ROCK		1			1
ARNOLD PALMER HOSPITAL LAB POCT		1			1
NEMOURS CHILDRENS PRIMARY CARE CLERMONT			1	100%	1
Oakland Nursing and Rehabilitation Center		1			1
SPARTA HEALTH & REHAB		1			1
KATHY L ANDERSON DO PA			1	100%	1
CHATSWORTH ASSISTED LIVING COMMUNITY AT PGA NATIONAL			1	100%	1
PEDIATRIC PARTNERS ZEPHYRHILLS			1	100%	1
LANGLADE			1	100%	1
Smg At Bridgewater Family Medicine		1			1
MID-SOUTH URGENT CARE, PLLC			1	100%	1
HSRE-ASL CASSELBERRY TRS, LLC			1	100%	1

# COVID-19: testing by laboratory

Data through Feb 14, 2021 verified as of Feb 15, 2021 at 09:25 AM

Data in this report are provisional and subject to change.

The numbers in the table below represent the number of Florida and non-Florida residents for whom test results were received by the Department of Health. A person can be tested by more than one laboratory and can have both positive and negative results. **Therefore, the sum of the numbers in each column will be larger than the total number of people tested.**

Reporting lab	Inconclusive	Negative	Positive	Percent positive	Total
CMC MERCY LABORATORY			1	100%	1
PUBLIC HEALTH LABORATORIES			1	100%	1
GALVESTON COUNTY HEALTH DISTRICT			1	100%	1
BALLAD HEALTH MEDICAL ASSOCIATES URGENT CARE			1	100%	1
VENETIAN GARDENS		1			1
NORTH BREVARD CHILDRENS MEDICAL CENTER			1	100%	1
MID FLORIDA DERMATOLOGY ASSOCIATES PA			1	100%	1
WILMINGTON NURSING AND REHAB			1	100%	1
PROGRESSIVE URGENT CARE, PC			1	100%	1
Ashland Place Health and Rehabilitation, LLC		1			1
SUN CITY DIAGNOSTIC CENTER			1	100%	1
ENCOMPASS HEALTH REHABILITATION OF ALTAMONTE			1	100%	1
ROSLYN INTERNAL MEDICINE		1			1
LAKE VISTA DIALYSIS			1	100%	1
MEMORIAL HOSPITAL WEST			1	100%	1
Heritage of Red Cloud		1			1
PROVIDENCE ST PETER HOSPITAL		1			1
LABORATORIO MEDICO CENTRAL CONDOMINO MD			1	100%	1
HEALTH PLUS SUNRISE MEDICAL OFFICE			1	100%	1
Kroger - KRO03400316			1	100%	1
Life Care Center of Paradise Valley		1			1
CONCIERGE INTERNAL MEDICINE ASSOCIATES			1	100%	1
LAB TEST KENDALL LLC		1			1
WELLINGTON WEST 100176			1	100%	1
NORTHSIDE FAMILY MEDICINE AND URGENT CARE (CUMMING)		1			1
SPORTS MEDICINE CLINIC - U OF WYOMING			1	100%	1
Hearthstone Nursing and Rehabilitation Center		1			1
Wedgewood Manor		1			1
DOCTORS HOSPITAL OF LAREDO			1	100%	1
PROGRESSIVE MEDICAL LAB LLC			1	100%	1
LOURDES URGENT CARE			1	100%	1
Freedom Pointe at The Villages			1	100%	1
Birmingham Nursing & Rehab Center		1			1
PEDIATRIC ASSOCIATES - JACKSONVILLE			1	100%	1
CVS PA1193POCT JENKINTOWN		1			1
ONslow COUNTY HEALTH DEPARTMENT			1	100%	1
HEALTH NETWORK			1	100%	1
BAPTIST HEALTH MEDICAL PLAZA			1	100%	1
USCG AIR STATION CLEARWATER CLINIC			1	100%	1
PRIME CARE FAMILY MEDICINE			1	100%	1
DEVLAB, LLC			1	100%	1
BRADENTON DIALYSIS			1	100%	1
NEW YORK STATE DEPARTMENT OF HEALTH			1	100%	1
CLEVELAND CLINIC FLORIDA WAIVED			1	100%	1
UF HEALTH - WILDLIGHT			1	100%	1
CVS AZ10150POCT PHOENIX		1			1

# COVID-19: testing by laboratory

Data through Feb 14, 2021 verified as of Feb 15, 2021 at 09:25 AM

Data in this report are provisional and subject to change.

The numbers in the table below represent the number of Florida and non-Florida residents for whom test results were received by the Department of Health. A person can be tested by more than one laboratory and can have both positive and negative results. **Therefore, the sum of the numbers in each column will be larger than the total number of people tested.**

Reporting lab	Inconclusive	Negative	Positive	Percent positive	Total
POUDRE VALLEY HOSPITAL			1	100%	1
KEY BISCAYNE PEDIATRIC ASSOCIATES INC			1	100%	1
HIGHLAND LABORATORY			1	100%	1
VITAL CARE			1	100%	1
Glenburn Home		1			1
Orchid Cove at Naples			1	100%	1
WESTOX LABS		1			1
BIOLOGICAL AND CHEMICAL EMERGENCIES LABORATORY			1	100%	1
QUALITY LAB			1	100%	1
ADVANCED MEDICAL LABORATORIES (AML)			1	100%	1
SARASOTA MEMORIAL HOSPITAL		1			1
LOPEZ		1			1
INDIAN RIVER CLINICAL LABORATORY, INC.		1			1
SELECT SPECIALTY HOSPITAL - ORLANDO SOUTH			1	100%	1
REHABILITATION CENTER OF SOUTH GEORGIA		1			1
CYPRESS CREEK DIALYSIS CTR			1	100%	1
Parkside Manor		1			1
AVON PARK CLUSTER		1			1
KIOSK MEDICINE KENTUCKY LLC		1			1
American Fork Care Center dba Heritage Care Center		1			1
Mountain City Care and Rehabilitation Center		1			1
H/L of West Ashley Rehabilitation and Nursing Center		1			1
MADISON AT OVIEDO			1	100%	1
ADVENTHEALTH HOME CARE WATERMAN			1	100%	1
PROVIDENCE PORTLAND MEDICAL CENTER		1			1
MEDICAL EXAMINERS OFFICE, LEESBURG			1	100%	1
Integrity Healthcare of Carbondale			1	100%	1
CHRISTUS GOOD SHEPHERD MEDICAL CENTER			1	100%	1
MED FIRST IMMEDIATE CARE AND FAMILY PRACTICE			1	100%	1
HOUSTON MEDICAL CENTER			1	100%	1
SOUTH DADE NURSING & REHABILITATION CENTER			1	100%	1
GOOD SAMARITAN HOSPITAL			1	100%	1
ALL CARE URGENT CARE			1	100%	1
WARREN GENERAL HOSPITAL			1	100%	1
AML DIAGNOSTICS- ADV TESTING IN METABOLIC MEDICINE			1	100%	1
ICARE		1			1
ALABAMA REFERENCE LAB			1	100%	1
NORTHSIDE HOSPITAL DULUTH			1	100%	1
ENCORE AT BOCA RATON, THE			1	100%	1
LIFELINK OF FLORIDA			1	100%	1
SLIDELL MEMORIAL HOSPITAL			1	100%	1
EAST END PEDIATRICS		1			1
Walgreens #10988		1			1
LONESTAR 24HRER MANAGEMENT LLC DBA LONESTAR 24HRER			1	100%	1
Kroger 541 - The Little Clinic Long Hollow Pike		1			1
CVS CA9103POCT ESCONDIDO		1			1



# COVID-19: testing by laboratory

Data through Feb 14, 2021 verified as of Feb 15, 2021 at 09:25 AM

Data in this report are provisional and subject to change.

The numbers in the table below represent the number of Florida and non-Florida residents for whom test results were received by the Department of Health. A person can be tested by more than one laboratory and can have both positive and negative results. **Therefore, the sum of the numbers in each column will be larger than the total number of people tested.**

Reporting lab	Inconclusive	Negative	Positive	Percent positive	Total
SC-GA2018 MCCORMICK REHAB & HEALTHCARE		1			1
Consulate Health Care of Tallahassee			1	100%	1
YUMA REGIONAL MEDICAL CENTER			1	100%	1
SOMA MEDICAL CENTER PA #3 GREENACRES			1	100%	1
WALGREENS NO 10512			1	100%	1
MULTICARE PHYSICIANS			1	100%	1
MEDEXPRESS URGENT CARE - BENTONVILLE	1				1
ALL PRO ORTHOPEDICS & SPORTS MEDICINE, PA			1	100%	1
Kroger 588 - The Little Clinic Thompsons Station		1			1
MINUTECLINIC DIAGNOSTIC OF KANSAS, PC		1			1
SHERIDAN AT HOBE SOUND, THE			1	100%	1
TREASURE COAST PRIMARY CARE		1			1
ADVENTHEALTH SENIOR CARE AT ORMOND			1	100%	1
WALGREEN#12147		1			1
MEDICAL ASSOCIATES OF CARTER		1			1
ATHENS MEDICAL CENTER			1	100%	1
MARLBORO URGENT CARE		1			1
DEVITA		1			1
EXACCARE KINGSTON, LLC			1	100%	1
MEA PRIMARY CARE PLUS BYRAM			1	100%	1
MEDEXPRESS URGENT CARE-BRENTWOOD		1			1
SYNAPSE ANALYTICAL LABS		1			1
CAREHERE LLC			1	100%	1
MIDDLETON PEDIATRICS			1	100%	1
CARENOW URGENT CARE-HENDERSONVILLE	1				1
ST FRANCIS MEDICAL CENTER			1	100%	1
SKY LAKES MEDICAL CENTER		1			1
Henry County Health and Rehabilitation		1			1
MANCHESTER COMMONS		1			1
ST. LUKE'S HOSPITAL			1	100%	1
ADVENTHEALTH IMAGING LAKE NONA			1	100%	1
ST ANTHONY COMMUNITY HOSPITAL LAB		1			1
AVERA SACRED HEART HOSPITAL			1	100%	1
MORGAN STANLEY HEALTH CENTER		1			1
SHAW MEDICAL GROUP LLC			1	100%	1
ASSOCIATES IN INTERNAL MEDICINE PA			1	100%	1
Arlington Care Center			1	100%	1
LONGWOOD FAMILY MEDICINE			1	100%	1
KETTERING MEDICAL CENTER			1	100%	1
BAPTIST ASI			1	100%	1
VIVIAN SIMMONS FAMILY PRACTICE			1	100%	1
SHANDS JACKSONVILLE CLINICAL CENTER			1	100%	1
Vibralf of El Paso Rehabilitation Center			1	100%	1
CELEBRATION FAMILY PHYSICIANS LLC			1	100%	1
SIGNATURE CARE MIDLAND			1	100%	1
Cerenity Senior Care-White Bear Lake		1			1

# COVID-19: testing by laboratory

Data through Feb 14, 2021 verified as of Feb 15, 2021 at 09:25 AM

Data in this report are provisional and subject to change.

The numbers in the table below represent the number of Florida and non-Florida residents for whom test results were received by the Department of Health. A person can be tested by more than one laboratory and can have both positive and negative results. **Therefore, the sum of the numbers in each column will be larger than the total number of people tested.**

Reporting lab	Inconclusive	Negative	Positive	Percent positive	Total
PARTNERS IN PRIMARY CARE		1			1
GADSDEN FAMILY PRACTICE		1			1
SPRINGFIELD HOSPITAL			1	100%	1
CLEVELAND HEARTLAB			1	100%	1
VERITAS GENETICS, INC.			1	100%	1
ELAN MANATEE			1	100%	1
MINUTECLINIC, LLC #4507		1			1
SOMA MEDICAL CENTER PA #2 OAKLAND			1	100%	1
Village Crest Center for Health & Rehabilitation		1			1
HAILE MEDICAL GROUP PA		1			1
WAKE FOREST MEDICAL CENTER LABORATORY			1	100%	1
HEALTH AND WELLNESS URGENT CARE LLC			1	100%	1
GAMMA HEALTHCARE, INC		1			1
LABORATORY COPORATION OF AMERICA			1	100%	1
THE CHILDREN'S HOSPITAL OF PHILADELPHIA		1			1
NORTH SHORE HEMATOLOGY-ONCOLOGY ASSOCI		1			1
HALIFAX FAMILY HEALTH CENTER			1	100%	1
LAB PLUS, LLC			1	100%	1
NABI		1			1
ADVENT HEALTH - OWASA			1	100%	1
SHARON REGIONAL MEDICAL CENTER			1	100%	1
MPMC LAB MICRO			1	100%	1
DIGNITY HEALING LLC			1	100%	1
CHIPOLA QUICK CARE			1	100%	1
MD NOW MEDICAL CENTERS, INC			1	100%	1
MEDEXPRESS URGENT CARE - LEOMINSTER		1			1
ROAN MOUNTAIN MEDICAL CENTER			1	100%	1
SOWAL HEALTH & DRUG			1	100%	1
FRESENIUS KIDNEY CARE FORT WALTON BEACH			1	100%	1
RIVERTON CBOC			1	100%	1
EVANS FAMILY CARE PA			1	100%	1
Oakview Manor Health and Rehab		1			1
BHA TITUSVILLE CLINIC			1	100%	1
FAMILY MEDICINE AT CELEBRATION		1			1
Crowne Health Care of Mobile		1			1
PSL JAX BEACH OPERATIONS LLC			1	100%	1
LIFE CARE CENTER OF HILTON HEAD		1			1
IDAHO HEALTH DEPARTMENT			1	100%	1
Crisp Regional Nursing and Rehab Center		1			1
BAXTER REGIONAL MEDICAL CENTER			1	100%	1
PARK AVENUE DERMATOLOGY NORTH			1	100%	1
FAMILY PRACTICE OF CENTRAL FLORIDA PA			1	100%	1
HOWELL BRANCH COURT			1	100%	1
NORTH OKALOOSA CLINIC CORP		1			1
FAMILY MEDICAL CENTER OF HOLLYWOOD PA			1	100%	1
HANCOCK REGIONAL HOSPITAL		1			1

# COVID-19: testing by laboratory

Data through Feb 14, 2021 verified as of Feb 15, 2021 at 09:25 AM

Data in this report are provisional and subject to change.

The numbers in the table below represent the number of Florida and non-Florida residents for whom test results were received by the Department of Health. A person can be tested by more than one laboratory and can have both positive and negative results. **Therefore, the sum of the numbers in each column will be larger than the total number of people tested.**

Reporting lab	Inconclusive	Negative	Positive	Percent positive	Total
POINTE MEDICAL SERVICES INC			1	100%	1
SPECTRUM LUDINGTON			1	100%	1
TRAVIS LEE THOMPSON MD			1	100%	1
GENEVA FAMILY HEALTH			1	100%	1
TMH URGENT CARE CENTER			1	100%	1
CARE ADVANTAGE			1	100%	1
URGENT CARE OF FORT LAUDERDALE INC			1	100%	1
HOLMES FAMILY PRACTICE PA			1	100%	1
Melbourne Terrace Rehabilitation Center			1	100%	1
DOYLESTOWN HOSPITAL			1	100%	1
INNOVATIVE HEALTH DIAGNOSTIC OF CALIFORNIA			1	100%	1
HUNTSVILLE HOSPITAL			1	100%	1
THE INTERNAL MEDICAL GROUP		1			1
Remarkable Healthcare Dallas			1	100%	1
EXAC CARE CROSSVILLE		1			1
CORPORATION OF AMERICA		1			1
CARDIAC AND VASCULAR CONSULTANTS MD PA		1			1
CVS PA371POCT PHILADELPHIA		1			1
CVS CA9497POCT IRVINE		1			1
GWINNETT MEDICAL CENTER			1	100%	1
MARTIN ARMY COMMUNITY HOSPITAL			1	100%	1
VETERANS AFFAIRS MEDICAL CENTER - EAST ORANGE			1	100%	1
MAINE HEALTH AND ENVIRONMENTAL TESTING LABORATORY			1	100%	1
PULMONARY MEDICINE		1			1
VANDERBILT UNIVERSITY MEDICAL CENTER			1	100%	1
Buena Vista Care Center		1			1
BLOSSOMS ASSISTED LIVING 1 LLC			1	100%	1
CITRUS DERMATOLOGY			1	100%	1
OMNICARE PHARMACY OF TEXAS 1, LP		1			1
SUTTER GOULD MEDICAL FOUNDATION			1	100%	1
CHRISTUS SPOHN HOSPITAL			1	100%	1
HIGH DESERT COURT GROUP HOME			1	100%	1
Washington County Nursing Home			1	100%	1
PANCARE HEALTH - CARR ELEM & MIDDLE SCHOOL			1	100%	1
WALGREENS #5130			1	100%	1
LCMC LAB SUBSECTION		1			1
NYU LANGONE HUNTINGTON MEDICAL GROUP		1			1
THE CLINIC ON SIXTH			1	100%	1
PRIMACARE MEDICAL LAKEWOOD			1	100%	1
PM PEDIATRICS PC			1	100%	1
PANCARE HEALTH - BRUCE			1	100%	1
Brio of Johnston		1			1
BREVARD COUNTY JAIL			1	100%	1
WALGREENS # 12338		1			1
MEDEXPRESS URGENT CARE CHICOPEE			1	100%	1
CATHEDRAL GERONTOLOGY CENTER DBA CATHEDRAL CARES			1	100%	1

# COVID-19: testing by laboratory

Data through Feb 14, 2021 verified as of Feb 15, 2021 at 09:25 AM

Data in this report are provisional and subject to change.

The numbers in the table below represent the number of Florida and non-Florida residents for whom test results were received by the Department of Health. A person can be tested by more than one laboratory and can have both positive and negative results. **Therefore, the sum of the numbers in each column will be larger than the total number of people tested.**

Reporting lab	Inconclusive	Negative	Positive	Percent positive	Total
HEALTH ALLIANCE			1	100%	1
CSI LABORATORIES FLORIDA			1	100%	1
Walgreens #9890		1			1
APPLECARE URGENT CARE KINGSLAND			1	100%	1
Lutheran Community at Telford		1			1
KID FIXERS		1			1
MEDEXPRESS URGENT CARE - LINCOLN		1			1
BRISTOL REGINAL MEDICAL CENTER			1	100%	1
Raleigh Center (WV)			1	100%	1
TRINITY DIALYSIS			1	100%	1
US LABORATORIES			1	100%	1
SILVER SPRINGS SHORES DIALYSIS			1	100%	1
LAKE VIEW COURT		1			1
Tremont Health & Rehabilitation Center		1			1
MEDPOST - NORTH DALLAS			1	100%	1
NEMOURS CHILDREN'S PRIMARY CARE			1	100%	1
JFK INTERNAL MEDICINE FACULTY PRACTICE			1	100%	1
MID-FLORIDA PATHOLOGY LLC		1			1
CARSON NURSING AND REHABILITATION CENTER		1			1
KEY WEST BRANCH MEDICAL CLINIC			1	100%	1
ELATION HEALTH		1			1
HEALTH GUAGE			1	100%	1
COASTAL PEDIATRICS LLC			1	100%	1
NEW ERA HEALTH CENTER INC		1			1
GSM OCED Subsection			1	100%	1
SOPHIA MEDICAL ASSOCIATES, PC			1	100%	1
LARKIN COMMUNITY HOSPITAL PALM SPRINGS CAMPUS			1	100%	1
Kroger - KR001100688			1	100%	1
HIGHLANDS CLINICAL LABORATORY			1	100%	1
Kroger 717 - The Little Clinic Dolphin Drive			1	100%	1
CVS OH6164POCT DELAWARE		1			1
ADVANCE HEALTH AND WELLNESS SOLUTIONS			1	100%	1
ELLIS HOSPITAL URGENT CARE CENTER LAB		1			1
BRANDON OUTREACH CLINIC			1	100%	1
CARESPOT - OCOEE			1	100%	1
MINUTE CLINIC DIAGNOSTIC MED GRP OF CA		1			1
PALMETTO BAY MEDICAL CENTER			1	100%	1
MINUTE CLINIC LLC #1909		1			1
ADVENTHEALTH MEDICAL GROUP ADULT AND SENIOR HEALTH			1	100%	1
SMA BEHAVIORAL HEALTH SERVICES INC		1			1
NORTH WEST FLORIDA DIAGNOSTIC ENOCRINOLOGY CLINIC			1	100%	1
ST JOHNS EPISCOPAL HOSPITAL SOUTH SHORE		1			1
Florence Home		1			1
BORINQUEN HEALTH CENTER			1	100%	1
LITTLE COMPANY OF MARY HOSPITAL			1	100%	1
FLAGLER COUNTY BOARD OF COUNTY COMMISSIONERS			1	100%	1

# COVID-19: testing by laboratory

Data through Feb 14, 2021 verified as of Feb 15, 2021 at 09:25 AM

Data in this report are provisional and subject to change.

The numbers in the table below represent the number of Florida and non-Florida residents for whom test results were received by the Department of Health. A person can be tested by more than one laboratory and can have both positive and negative results. **Therefore, the sum of the numbers in each column will be larger than the total number of people tested.**

Reporting lab	Inconclusive	Negative	Positive	Percent positive	Total
LEE MEMORIAL HEALTH SYSTEM D/B/A LEE COMMUNITY		1			1
BRIAN C GRINER MD LLC			1	100%	1
PRACTITIONERS IN MOTION			1	100%	1
TARRYTOWN PHARMACY			1	100%	1
DONALSONVILLE HOSPITAL			1	100%	1
PRIMARY CARE GROUP LLC		1			1
CLEVELAND CLINIC OUTPATIENT LABORATORY			1	100%	1
KENNEDY BOULEVARD DIALYSIS			1	100%	1
PHYSICIANS IMMEDIATE CARE			1	100%	1
MINUTE CLINIC DIAGNOSTICS OF IN, LLC #6252		1			1
LIFEGUARD AMBULANCE SERVICE LLC - BAY COUNTY			1	100%	1
CHI ST VINCENT LITTLE ROCK DIAGNOSTIC CLINIC			1	100%	1
BAYSIDE LABORATORIES INC		1			1
GOLDING-GRANADO MEDICAL ASSOCIATES		1			1
EILEEN TURBESSI MD PA		1			1
WY RETIREMENT CENTER		1			1
Fairview			1	100%	1
HEALTH FIRST HOME CARE		1			1
FLORHAM PARK ENDOSCOPY CENTER		1			1
Miller Health Care Center			1	100%	1
ROYAL CARE MEDICAL CENTER			1	100%	1
HCL LABORATORIES			1	100%	1
ASPIRUS WAUSAU HOSPITAL			1	100%	1
ROCKLEDGE HEALTH & REHABILITATION CENTER			1	100%	1
FAMILY MEDICINE AT KISSIMMEE		1			1
CHESAPEAKE REGIONAL MEDICAL CENTER			1	100%	1
MED CHOICE CENTER OF NORTH MIAMI			1	100%	1
SUPERKIDS PEDIATRICS			1	100%	1
ST CATHERINE HOSPITAL LABORATORY			1	100%	1
CFCH - FROSTPROOF			1	100%	1
PREMIER MOBILE HEALTH SERVICES, LLC			1	100%	1
Village Green Health & Rehabilitation		1			1
SUMMIT LABORATORY			1	100%	1
Kroger 524 - The Little Clinic Iron Bridge Road		1			1
DOCTOR TODAY URGENT CARE			1	100%	1
WESTEX URGENT CARE, PLLC			1	100%	1
Kroger 379 - The Little Clinic Stony Brook		1			1
CELEBRATION HOSPITAL			1	100%	1
CVS OH6167POCT ASHLAND		1			1
SONNI'S PEDIATRICS			1	100%	1
ALPHA 1 ANTITRYPSIN RESEARCH PROGRAM			1	100%	1
Central Park Healthcare & Rehabilitation Center		1			1
PATHLAB SERVICES			1	100%	1
Fairhaven Retirement Community		1			1
BAYSTATE REFERENCE LABORATORY			1	100%	1
ACCESS HEALTH CARE PHYSICIANS, LLC		1			1

# COVID-19: testing by laboratory

Data through Feb 14, 2021 verified as of Feb 15, 2021 at 09:25 AM

Data in this report are provisional and subject to change.

The numbers in the table below represent the number of Florida and non-Florida residents for whom test results were received by the Department of Health. A person can be tested by more than one laboratory and can have both positive and negative results. **Therefore, the sum of the numbers in each column will be larger than the total number of people tested.**

Reporting lab	Inconclusive	Negative	Positive	Percent positive	Total
GOOD PEDIATRICS			1	100%	1
SEASONS HOSPICE AND PALLIATIVE CARE OF			1	100%	1
Trucare Living Centers - Columbus		1			1
MALUHIA		1			1
USA Healthcare LTC, LLC - Folsom Center for Rehabilitation & Healthca		1			1
ANSWERS RESOURCE FACILITY		1			1
TUNIS STREET GROUP HOME		1			1
107TH PLACE GROUP HOME		1			1
NHC Chattanooga			1	100%	1
RAPID CITY REGIONAL HOSPITAL -579 ATTN. LABORATORY		1			1
MEDEXPRESS URGENT CARE - ST CLAIR, CLOVER DR.		1			1
BMC/NASSAU			1	100%	1
EVENING PEDIATRICS INC			1	100%	1
LANCASHIRE HALL NURSING AND REHABILITATION CENTER		1			1
EMERGENCY CARE SERVICES LAB AT JFK MEDICAL CENTER			1	100%	1
TREEHOUSE PEDIATRICS & FAMILY CARE		1			1
ST. PETERSBURG PEDIATRICS-SEMINOLE			1	100%	1
RICHICHI FAMILY HEALTH			1	100%	1
Eddy Memorial Geriatric Center		1			1
COVENANT HEALTH		1			1
Kroger 006 - The Little Clinic Uintah Gardens		1			1
PORTSMOUTH REG. HOSPITAL			1	100%	1
CVS NV5942POCT LAS VEGAS		1			1
GOOD SAMARITAN SOCIETY - DE SMET		1			1
ACCESS MEDICAL GROUP OF TAMPA INC			1	100%	1
MOUNT ST MARYS HOSPITAL OF NIAGARA FALLS			1	100%	1
CAPSTONE REHABILITATION AND HEALTHCARE		1			1
BIOMAT ORLANDO		1			1
CVS NV5286POCT HENDERSON		1			1
RML PHARMACY PC		1			1
SMITH			1	100%	1
WEST DADE PEDIATRICS			1	100%	1
PROVIDENCE ST. PATRICK HOSPITAL			1	100%	1
MEDICAL ASSOCIATES OF THE SHOALS		1			1
ELEMENTS PHARMACY			1	100%	1
CLINICAL PATHOLOGY LABORATORIES SOUTHEAST INC			1	100%	1
FAMILY MEDICAL CLINIC KENDALL LLC			1	100%	1
DEERFIELD BEACH REHABILITATION AND NURSING			1	100%	1
CARDIOLOGY AND FITNESS MEDICINE		1			1
AMERICAN LAB LLC		1			1
MEDCARE-GARNERS FERRY			1	100%	1
WOODHILLS LABS			1	100%	1
Shoreline Care Center			1	100%	1
BOND COUNTY HEALTH DEPARTMENT			1	100%	1
SACRED HEART HEALTH SYSTEM- MIDWIFE PROGRAM			1	100%	1
Wildwood Healthcare		1			1

# COVID-19: testing by laboratory

Data through Feb 14, 2021 verified as of Feb 15, 2021 at 09:25 AM

Data in this report are provisional and subject to change.

The numbers in the table below represent the number of Florida and non-Florida residents for whom test results were received by the Department of Health. A person can be tested by more than one laboratory and can have both positive and negative results. **Therefore, the sum of the numbers in each column will be larger than the total number of people tested.**

Reporting lab	Inconclusive	Negative	Positive	Percent positive	Total
NEVADA DEPARTMENT OF HEALTH AND HUMAN SERVICES			1	100%	1
PALMETTO CHARTER SCHOOL		1			1
Strasburg Care Center		1			1
Hillside Rehab and Care Center			1	100%	1
CARESPOT EXPRESS HEALTHCARE BOYNTON BEACH			1	100%	1
DIMMIT REGIONAL HOSPITAL			1	100%	1
Walgreens #5065		1			1
PRIORITY CARE LLC			1	100%	1
IRA FIALKO DO			1	100%	1
Ramsey Village		1			1
DIXIE REGIONAL MEDICAL CENTER			1	100%	1
ANMED HEALTH MEDICAL CENTER			1	100%	1
Kroger 101 - The Little Clinic Hill Top		1			1
Piqua Manor		1			1
SOUTHWEST FLORIDA DIVISION LAB			1	100%	1
AFFILIATED LABORATORIES INC			1	100%	1
Kroger 368 - The Little Clinic Frankfort West		1			1
Victory Health and Rehabilitation			1	100%	1
TAMPA HEALTH CARE PROVIDERS PA		1			1
Juniper Village at Bucks County		1			1
CVS TX7162POCT HOUSTON		1			1
CAREFIRST URGENT CARE - BEECHMONT			1	100%	1
PENINSULA REGIONAL MED CTR LAB			1	100%	1
OAKMONT WEST- GREENVILLE SC		1			1
NEW RIVER HEALTH DISTRICT			1	100%	1
MINUTECLINIC DIAGNOSTIC OF NH, LLC (CL		1			1
Kroger 086 - The Little Clinic Broomfield-Sheridan		1			1
Kroger 550 - The Little Clinic Bellevue		1			1
Orange City Nursing and Rehab Center			1	100%	1
LOUISIANA STATE LAB			1	100%	1
CLERMONT PEDIATRICS, PA			1	100%	1
FAIRVIEW SOUTHDALE			1	100%	1
HARRIS URGENT CARE CENTER			1	100%	1
MEDCARE QUALITY MEDICAL CENTER LLC			1	100%	1
COLOMBO'S PHARMACY		1			1
BAYLOR SCOTT & WHITE MEDICAL SURGICAL CLINIC			1	100%	1
Garden View Care Center at Dougherty Ferry		1			1
WINDSOR MANOR			1	100%	1
MEDICAL ASSOCIATES OF BREVARD LLC		1			1
LabCorp of America			1	100%	1
MEADOWS PARK HEALTH AND REHABILITATION		1			1
ATHENA PLASTIC SURGERY		1			1
WATERTOWN URGENT CARE		1			1
BLACKBERRY CENTER, THE		1			1
BUFFALO VAMC			1	100%	1
LABORATORIO BUENA SALUD			1	100%	1

# COVID-19: testing by laboratory

Data through Feb 14, 2021 verified as of Feb 15, 2021 at 09:25 AM

Data in this report are provisional and subject to change.

The numbers in the table below represent the number of Florida and non-Florida residents for whom test results were received by the Department of Health. A person can be tested by more than one laboratory and can have both positive and negative results. **Therefore, the sum of the numbers in each column will be larger than the total number of people tested.**

Reporting lab	Inconclusive	Negative	Positive	Percent positive	Total
SAN JOSE CLINIC		1			1
MEDICAL CLINIC OF HOUSTON			1	100%	1
ST. LUKES HOSPITAL			1	100%	1
ENZO LABS INC			1	100%	1
COBLESKILL REGIONAL HOSPITAL		1			1
Kroger 907 - The Little Clinic Holland		1			1
AUTUMN HOUSE			1	100%	1
SELECT MEDICAL CLINIC			1	100%	1
ADVANCED CARDIOVASCULAR DIAGNOSTICS OF FL			1	100%	1
NF Escambia, LLC DBA Olive BranchHealth and Rehabilitaion Center			1	100%	1
CVS CA9721POCT ARCADIA		1			1
ST JOHN'S HOME CARE			1	100%	1
NHC HealthCare St. Charles		1			1
Fulton County Medical Center Long Term Care			1	100%	1
NIBHA MEDIRATTA MD PL			1	100%	1
RAMBAM URGENT CARE			1	100%	1
CVS IL5797POCT CAROL STREAM		1			1
EAST COAST INSTITUTE FOR RESEARCH LLC			1	100%	1
MY WELLNESS EXPRESS			1	100%	1
Kroger 618 - The Little Clinic Trail Creek Village		1			1
ASHLEY PEDIATRICS DAY & NIGHT CLINIC			1	100%	1
JOHN PETER SMITH HOSPITAL- OB TRIAGE			1	100%	1
MEMORIAL SATILLA HEALTH			1	100%	1
HUDSON REGIONAL HOSPITAL			1	100%	1
Waters of Covington		1			1
MIDWAY SPECIALTY CARE CENTER INC		1			1
CALIFORNIA PUBLIC HEALTH LABORATORY			1	100%	1
GREATER TAMPA AT HOME			1	100%	1
WEST BOCA MEDICAL CENTER			1	100%	1
CVS RI326POCT NORTH SMITHFIELD		1			1
ANTHONY-BROWN PHARMACY		1			1
HALE KUPUNA HERITAGE HOME		1			1
Accordius Health at Harrisonburg		1			1
WESTON COUNTY HEALTH SERVICES			1	100%	1
HELIX URGENT CARE			1	100%	1
SV MOBILE HEALTH			1	100%	1
Sevierville Health and Rehabilitation		1			1
Gulf Coast health and Rehabilitation, LLC		1			1
DAYTONA BEACH CENTRA CARE			1	100%	1
FIT4LIFE MEDICAL CENTER			1	100%	1
RIVIERA BEACH HEALTH CENTER LAB			1	100%	1
PACE UNIVERSITY HEALTH CARE		1			1
CONSULATE HEALTH CARE OF VERO BEACH			1	100%	1
RIVERSIDE COUNTY PUBLIC HEALTH LABORATORY			1	100%	1
HOLY CITY MED URGENT CARE			1	100%	1
CARE CONNECTIONS AT HOME LLC			1	100%	1



# COVID-19: testing by laboratory

Data through Feb 14, 2021 verified as of Feb 15, 2021 at 09:25 AM

Data in this report are provisional and subject to change.

The numbers in the table below represent the number of Florida and non-Florida residents for whom test results were received by the Department of Health. A person can be tested by more than one laboratory and can have both positive and negative results. **Therefore, the sum of the numbers in each column will be larger than the total number of people tested.**

Reporting lab	Inconclusive	Negative	Positive	Percent positive	Total
1ST CHOICE URGENT CARE CENTER LLC			1	100%	1
PEDIATRIC PARTNERS OF ZEPHYRHILLS PA			1	100%	1
CVS M05727POCT PLATTE CITY		1			1
LABONE		1			1
HOME AIDE SVC OF EASTERN NY INC D/B/A		1			1
HEARTLAND REGIONAL MEDICAL CENTER		1			1
WW Chem Auto SS			1	100%	1
BAPTIST HEALTH SURGERY CENTER			1	100%	1
PAUL C SCHWARTZ & MELVIN L WEIDMAN		1			1
RAPID MEDLAB (004M0)		1			1
MEDIPLUS CLINIC, INC			1	100%	1
MINNESOTA DEPARTMENT OF HEALTH LABORATORY			1	100%	1
UNIVERSITY URGENT CARE			1	100%	1
CVS IL8753POCT CHICAGO		1			1
MIAMI CEREBRAL PALSY RESIDENTIAL			1	100%	1
CARENOW URGENT CARE - SPRING			1	100%	1
IZ MEDICAL		1			1
CVS CT288POCT BRISTOL		1			1
MEDCOR INC			1	100%	1
UHEALTH CARDIOLOGY			1	100%	1
EUGENE T FINAN, MD			1	100%	1
IVY CREEK HEALTHCARE & WELLNESS CENTRE			1	100%	1
HELIX BIOMEDICS LLC			1	100%	1
CHILDRENS SPECIALIST PEDIATRIC PULMMOLOGY &			1	100%	1
TMH PHYSICIAN PARTNERS			1	100%	1
SPRINGBROOK HOSPITAL			1	100%	1
NORTHEAST TEXAS DIALYSIS		1			1
DECATUR MORGAN HOSPITAL - DECATUR GENE		1			1
FORT LOUDOUN PRIMARY CARE		1			1
INDIANA STATE DEPARTMENT OF HEALTH CLINIC MICROBIOLOGY		1			1
C A R E S		1			1
MINUTECLINIC DIAG OF IND, LLC #6250		1			1
STAMFORD HOSPITAL			1	100%	1
FAIRVIEW HOSPITAL			1	100%	1
Kroger 699 - The Little Clinic Smyrna		1			1
MEDSTAR HEALTH URGENT CARE			1	100%	1
Senatobia Healthcare & Rehab		1			1
SIMPLY HEALTHCARE AND WELLNESS CLINIC, PC			1	100%	1
GENESEE COUNTY HEALTH DEPARTMENT		1			1
REELFOOT FAMILY WALK-IN CLINIC		1			1
JUPITER PEDIATRIC ASSOCIATES, PA			1	100%	1
ADVENTHEALTH MEDICAL GROUP PEDIATRICS DIABETES &			1	100%	1
NICKLAUS CHILDREN'S DORAL OUTPATIENT CENTER			1	100%	1
CVS OH2486POCT NILES			1	100%	1
MEDEXPRESS URGENT CARE - WESTFIELD, E MAIN ST			1	100%	1
CORMEUM LAB SERVICES, LLC			1	100%	1

# COVID-19: testing by laboratory

Data through Feb 14, 2021 verified as of Feb 15, 2021 at 09:25 AM

Data in this report are provisional and subject to change.

The numbers in the table below represent the number of Florida and non-Florida residents for whom test results were received by the Department of Health. A person can be tested by more than one laboratory and can have both positive and negative results. **Therefore, the sum of the numbers in each column will be larger than the total number of people tested.**

Reporting lab	Inconclusive	Negative	Positive	Percent positive	Total
Chateau Living Center			1	100%	1
WELLMED AT LINEBAUGH AVE			1	100%	1
RAJ K PAI MD PA			1	100%	1
Kroger - KR070300083			1	100%	1
RESIDENCES AT MIAMI / REIGN GARDENS LLC, THE			1	100%	1
Brookdale Southside			1	100%	1
BROOKDALE FORT MYERS LAKES PARK			1	100%	1
Longwood Community Living Center		1			1
CARE STATION MEDICAL GROUP		1			1
DIVERSE MEDICAL CARE LLC			1	100%	1
QUICKCARE HEALTH, INC			1	100%	1
MORSELIFE HOME CARE INC			1	100%	1
CVS AZ33POCT TEMPE		1			1
INNOVATIVE GENOMICS, LLC			1	100%	1
Community Care Center of Heritage House, LLC			1	100%	1
Rehab Select of Talladega		1			1
DOCTORS CARE - AIKEN MALL			1	100%	1
RIVERSIDE REGIONAL MED CENTER			1	100%	1
MERCY HOME		1			1
UNIVERSITY OF NORTH CAROLINA HOSPITALS			1	100%	1
SOUTHERN FAMILY HEALTH			1	100%	1
THOMAS HOSPITAL			1	100%	1
West Bay of Tampa Center			1	100%	1
VAULT MEDICAL SERVICES			1	100%	1
PALM COAST DIALYSIS		1			1
FLORIDA DIGESTIVE AND LIVER SPECIALISTS			1	100%	1
CHI ST. LUKE'S HEALTH BCM MEDICAL CENTER			1	100%	1
ATMORE COMMUNITY HOSPITAL			1	100%	1
XSTREMEMD			1	100%	1
MISSOURI DEPARTMENT OF HEALTH AND SENIOR SERVICES - STATE PH LAB		1			1
INTERNAL MEDICINE EMILIA MURRAY MD PA		1			1
REGIONAL MED CTR BAYONET POINT			1	100%	1
MERITUS MEDICAL CENTER			1	100%	1
INNOVATIVE CARE II LLC			1	100%	1
CVS NH1004POCT SALEM			1	100%	1
ESOTERIC LAB			1	100%	1
SOUTHEASTERN INTEGRATED MEDICAL PL			1	100%	1
LEE MEMORIAL HOSPITAL OUTPATIENT SURGERY CENTER			1	100%	1
Kroger 532 - The Little Clinic Murfreesboro		1			1
ADVANTA LABS, LLC		1			1
WALGREENS #10854		1			1
RIDGE OPTUM FLORIDA			1	100%	1
LUMICO LIFE INSURANCE COMPANY		1			1
NORTHWEST TEXAS HEALTHCARE SYSTEM, INC			1	100%	1
LEHIGH REGIONAL WOUND CENTER			1	100%	1
SUNCOAST FAMILY MEDICAL ASSOCIATES			1	100%	1

# COVID-19: testing by laboratory

Data through Feb 14, 2021 verified as of Feb 15, 2021 at 09:25 AM

Data in this report are provisional and subject to change.

The numbers in the table below represent the number of Florida and non-Florida residents for whom test results were received by the Department of Health. A person can be tested by more than one laboratory and can have both positive and negative results. **Therefore, the sum of the numbers in each column will be larger than the total number of people tested.**

Reporting lab	Inconclusive	Negative	Positive	Percent positive	Total
DUKE UNIVERSITY POINT OF CARE TESTING PROGRAM			1	100%	1
CVS TX1057POCT SAN ANTONIO		1			1
ORMOND BEACH DIALYSIS			1	100%	1
AVALON MEDICAL GROUP			1	100%	1
PALM BEACH COUNTY HEALTH DEPT.			1	100%	1
PROFESSIONAL DIALYSIS CENTER			1	100%	1
NORTH MIAMI BEACH SURGICAL CENTER			1	100%	1
RAPID MEDLAB (002MO)		1			1
JOHN D. ARCHBOLD MEMORIAL HOSPITAL			1	100%	1
NONA MEDICAL ARTS		1			1
Kroger 909 - The Little Clinic Hamilton			1	100%	1
LAKE MARY DIALYSIS			1	100%	1
CVS NV9586POCT RENO		1			1
PATHOLOGYT & LAB MEDICINE SERVICES			1	100%	1
CVS AZ7841POCT TUCSON		1			1
HOCHBERG LOWER SCHOOL		1			1
LAKE COMMUNITY ACTION AGENCY		1			1
CVS PA2687POCT EXTON		1			1
CROSS CREEK HEALTH CARE		1			1
FLORIDA EPIDEMIOLOGY PROGRAM			1	100%	1
THE NEW JEWISH HOME		1			1
Bay View Nursing and Rehabilitation Center			1	100%	1
PIONEER CLINICAL RESEARCH LLC			1	100%	1
MY URGENT CARE CLINIC			1	100%	1
DOCTORS HEARING			1	100%	1
ACCOMPLISHED HOME CARE		1			1
EMERALD COAST PEDIATRICS & ADOL			1	100%	1
Bethany Manor		1			1
CAROMONT HEALTH			1	100%	1
CVS IL2297144CV CHICAGO		1			1
CVS NM8918POCT ALBUQUERQUE		1			1
IVAN, MAYA			1	100%	1
HENRICO DOCTOR'S LABORATORY			1	100%	1
MARTIN HEALTH PHYSICIAN GROUP			1	100%	1
BLACKBAG DIGITAL HEALTH LLC		1			1
Lenbrook		1			1
FREDERICK MEMORIAL HOSPITAL			1	100%	1
HAWAII DEPARTMENT OF HEALTH LAB			1	100%	1
SOUTH FLORIDA URGENT CARE CENTERS, LLC			1	100%	1
Vi at Aventura		1			1
Kroger 825 - The Little Clinic Dorothy Lane		1			1
LAKE PEDIATRICS			1	100%	1
			1	100%	1
Kroger 57 - The Little Clinic Jay C Charlestown		1			1
MEDERI CARETENDERS			1	100%	1
COLUMBIA CREST CARE & RAHAB		1			1

# COVID-19: testing by laboratory

Data through Feb 14, 2021 verified as of Feb 15, 2021 at 09:25 AM

Data in this report are provisional and subject to change.

The numbers in the table below represent the number of Florida and non-Florida residents for whom test results were received by the Department of Health. A person can be tested by more than one laboratory and can have both positive and negative results. **Therefore, the sum of the numbers in each column will be larger than the total number of people tested.**

Reporting lab	Inconclusive	Negative	Positive	Percent positive	Total
LIBERTY HEALTH CENTER			1	100%	1
FIRST PHYSICIANS GROUP - LORRAINE CORNERS		1			1
UNITYPOINT HEALTH TRINITY			1	100%	1
CENTRAL FLORIDA INTERNAL OCCUPATIONAL AND		1			1
DEVLIN MANOR NURSING AND REHABILITATION		1			1
MEDEXPRESS URGENT CARE - BENTON		1			1
MARTIN LUTHER KING RENAL INSTITUTE			1	100%	1
Kroger 923 - The Little Clinic Centerville		1			1
LSU MEDICAL CENTER			1	100%	1
PASTEUR MEDICAL CENTER LLC		1			1
POMPANO BEACH ARTIFICIAL KIDNEY CENTER			1	100%	1
HYDE PARK MEDICAL CENTER		1			1
MARYLAND DEPARTMENT OF HEALTH AND MENTAL HYGIENE			1	100%	1
ORMC-ARDEN/EOI			1	100%	1
CVS CA9803POCT RIVERSIDE		1			1
CLEVELAND CLINIC AKRON GENERAL			1	100%	1
BRIDGEWATER PARK ASSISTED LIVING LLC			1	100%	1
LOUNDRY		1			1
DEPARTMENT OF HEALTH SERVICES			1	100%	1
PINEVILLE PHARMACY			1	100%	1
PRINCIPLE DIAGNOSTICS LLC			1	100%	1
CVS AZ5026POCT MESA		1			1
CVS AZ9210POCT SCOTTSDALE		1			1
Kroger 400 - The Little Clinic Hartley Bridge Rd			1	100%	1
Villages of St.Peters		1			1
ADVENTHEALTH MEDICAL GROUP OBSTETRICS			1	100%	1
PALM COAST DRAW STATION/AMERICAN HEALTH ASSOCIATES		1			1
ALLIANCE MD DIRECT PRIMARY CARE			1	100%	1
MEDICAL SPECIALISTS OF THE PALM BEACHES INC			1	100%	1
LAKEVIEW REGIONAL HOSPITAL			1	100%	1
FAST PACE URGENT CARE			1	100%	1
CHC SOUTHWEST FLORIDA LAB-LIVE			1	100%	1
ARTESIAN HOME		1			1
GOSHEN MEDICAL CENTER			1	100%	1
BICKERTON, DAWN		1			1
MINUTECLINIC DIAGNOSTICS OF OKLAHOMA		1			1
ACUPATH LABORATORIES INC			1	100%	1
Excel Care Center			1	100%	1
IMMY LABS			1	100%	1
Sunnybrook Rehabilitation Center			1	100%	1
Court House Center		1			1
ARIZA WELLNESS CARE LLC			1	100%	1
BASCOM PALMER EYE INSTITUTE			1	100%	1
CAREHERE HUDSON BAY			1	100%	1
DOCTORS MEMORIAL HOSP HOME HEALTH CARE		1			1
QC LABORATORY			1	100%	1

# COVID-19: testing by laboratory

Data through Feb 14, 2021 verified as of Feb 15, 2021 at 09:25 AM

Data in this report are provisional and subject to change.

The numbers in the table below represent the number of Florida and non-Florida residents for whom test results were received by the Department of Health. A person can be tested by more than one laboratory and can have both positive and negative results. **Therefore, the sum of the numbers in each column will be larger than the total number of people tested.**

Reporting lab	Inconclusive	Negative	Positive	Percent positive	Total
KANA MEDICAL			1	100%	1
1ST MED DOTHAN			1	100%	1
Birmingham Nursing and Rehabilitation East LLC		1			1
ELITE MEDICAL LABORATORY SOLUTIONS LLC			1	100%	1
BLAKE AT PENSACOLA OPERATION CO, LLC, THE			1	100%	1
SANTA ROSA PEDIATRICS			1	100%	1
INTERNAL MEDICINE GROUP OF CENTRAL FLORIDA			1	100%	1
STONECREST MEDICAL CENTER		1			1
Acts Manor House		1			1
DSI LABORATORIES-NAPLES-7TH			1	100%	1
LAMARQUE DIALYSIS			1	100%	1
WINNIFRED ASSISTED LIVING FACILITY INC		1			1
ASHLEY CLINICAL DIAGNOSTIC LABORATORY			1	100%	1
CVS AZ69POCT PEORIA		1			1
ROYAL PALM PEDIATRICS			1	100%	1
MED-LAKE LABORATORY			1	100%	1
CVS M08595POCT RAYMORE		1			1
GOOD SAMARITAN SOCIETY-FOREST CITY		1			1
BAPTIST MINOR MEDICAL CENTER			1	100%	1
SOUTHEASTERN PATHOLOGY ASSOCIATES			1	100%	1
Big River Nursing and Rehab		1			1
SOUTHERN SPRINGS HEALTH CARE		1			1
ADVENTHEALTH MEDICAL GROUP FAMILY AND INTERNAL			1	100%	1
LEELANAU OPCO, LLC		1			1
THE CHRIST HOSPITAL			1	100%	1
CVS SC2269POCT COLUMBIA		1			1
BLOOD SYSTEMS LABORATORIES			1	100%	1
NORWALK HOSPITAL			1	100%	1
Glen Oaks Health and REhabilitation		1			1
ST JOHNS MEDICAL CENTER		1			1
FAIRFIELD MEDICAL CENTER			1	100%	1
Kroger 777 - The Little Clinic Shelbyville		1			1
BRISTOL CHILDRENS CLINIC			1	100%	1
SOUTH COUNTY MEDICAL CENTER			1	100%	1
MADISON FACILITY INC			1	100%	1
Chateau Girardeau			1	100%	1
Kroger - KRO03500568			1	100%	1
MD NOW URGENT CARE			1	100%	1
MARYWOOD NURSING CARE CENTER		1			1
SYNERGENE LABORATORY			1	100%	1
THE TOLEDO HOSPITAL			1	100%	1
MID FLORIDA BIOLOGICALS			1	100%	1
CLINICAL CARE CENTER, INC			1	100%	1
NEW ERA COMMUNITY HEALTH CENTER LLC		1			1
LEGACY AT HIGHWOODS PRESERVE		1			1
OCALA REGIONAL DIALYSIS- NORTH			1	100%	1

# COVID-19: testing by laboratory

Data through Feb 14, 2021 verified as of Feb 15, 2021 at 09:25 AM

Data in this report are provisional and subject to change.

The numbers in the table below represent the number of Florida and non-Florida residents for whom test results were received by the Department of Health. A person can be tested by more than one laboratory and can have both positive and negative results. **Therefore, the sum of the numbers in each column will be larger than the total number of people tested.**

Reporting lab	Inconclusive	Negative	Positive	Percent positive	Total
CRUSADER COMMUNITY HEALTH			1	100%	1
ST VINCENT'S AMBULATORY CARE INC			1	100%	1
BHS PHYSICIAN NETWORK			1	100%	1
JACKSON MADISON CO. GEN. HOSPITAL			1	100%	1
FLORIDA HOME HEALTH			1	100%	1
HUNEYCUTT FAMILY PRACTICE			1	100%	1
BEAUMONT HOSPITAL			1	100%	1
LITTLE FALLS HOSPITAL LABORATORY		1			1
SURGERY CENTER, THE			1	100%	1
WEST BOYNTON DIALYSIS			1	100%	1
Kroger 895 - The Little Clinic Green Hills		1			1
SPECTRUM LABORATORY			1	100%	1
ER NEAR ME HULEN		1			1
CVS AZ7263POCT PHOENIX		1			1
CAREWELL URGENT CARE FITCHBURG			1	100%	1
Carington Park			1	100%	1
COLONIAL VILLA GOOD SAMARITAN CENTER		1			1
EDGAR PRICE FAMILY & CHILDREN HEALTHCARE CENTER			1	100%	1
CORDOVA FAMILY PRACTICE			1	100%	1
EASTSIDE MEDICAL CLINIC		1			1
West Melbourne Health and Rehabilitation Center			1	100%	1
HEALTHPARTNERS HUDSON CLINIC			1	100%	1
UABC			1	100%	1
MEDONE URGENT CARE			1	100%	1
SEACOAST PATHOLOGY PROFESSIONAL ASSOC		1			1
REGIONAL MEDICAL LABORATORY			1	100%	1
VISTA DEL SOL MED ASSOC		1			1
OPTIMAL MEDICINE INC		1			1
FAYETTE MEDICAL CENTER LAB		1			1
QUALITY CLINICAL LAB LLC			1	100%	1
TENNOVA ER - SANGO			1	100%	1
ULTIMATE ANALYSIS LABORATORY			1	100%	1
MEDEXPRESS URGENT CARE - LAWRENCE		1			1
PHYSICIANS PRIMARY CARE LEHIGH PEDS			1	100%	1
EXCEPTIONAL EMERGENCY CENTER			1	100%	1
WELLNOW URGENT CARE-OSWEGO			1	100%	1
BAPTIST MEDICAL PLAZA AT WESTCHESTER			1	100%	1
FRESENIUS SOUTH FORT MYERS		1			1
LYSTER MAIN LAB, FT RUCKER		1			1
LAS PALMAS MEDICAL CENTER			1	100%	1
RED BUG LAKE ROAD OVIEDO COVID			1	100%	1
CVS HEALTH, #5962		1			1
PROMUS DIAGNOSTICS, LLC			1	100%	1
BELLMORE PEDIATRICS		1			1
NORTH FLORIDA FAMILY MEDICINE			1	100%	1
SUNSHINE PEDIATRICS OF LUTz			1	100%	1

# COVID-19: testing by laboratory

Data through Feb 14, 2021 verified as of Feb 15, 2021 at 09:25 AM

Data in this report are provisional and subject to change.

The numbers in the table below represent the number of Florida and non-Florida residents for whom test results were received by the Department of Health. A person can be tested by more than one laboratory and can have both positive and negative results. **Therefore, the sum of the numbers in each column will be larger than the total number of people tested.**

Reporting lab	Inconclusive	Negative	Positive	Percent positive	Total
LEVY COUNTY DEPT. OF PUBLIC SAFETY			1	100%	1
SAINT PETE MRI			1	100%	1
BETHESDA DIALYSIS			1	100%	1
CROZER-CHESTER MEDICAL CENTER			1	100%	1
CONCENTRA - TAMPA EAST		1			1
KIDSVILLE PEDIATRICS IV PA		1			1
STEPHENS COUNTY HOSPITAL			1	100%	1
SOMA MEDICAL CENTER PA #3 PALOMINO			1	100%	1
CVS MO8556POCT KANSAS CITY		1			1
WEST CARVER MEDICAL ASSOCIATES		1			1
CAROLINAS HEALTHCARE SYSTEM LAB			1	100%	1
MEMORIAL HEALTH SYSTEM		1			1
PINELLAS CHD - CLEARWATER			1	100%	1
BROOKDALE PALM BEACH GARDENS			1	100%	1
TRAFALGAR DIALYSIS			1	100%	1
OCEAN MEDICAL CENTER		1			1
CHRISTIANA HOSPITAL		1			1
HIGHLAND PARK LAKEWOOD PRESTON HOLLOW			1	100%	1
ABSOLUTE QUICK CARE			1	100%	1
Medicalodges Neosho			1	100%	1
PALOMAR MEDICAL CENTER			1	100%	1
SOUTH TEXAS HEALTH SYSTEM ER - WARE ROAD			1	100%	1
LAREDO EMERGENCY ROOM			1	100%	1
LAKE SUCCESS EXTENDED CARE		1			1
NORTHSIDE FAMILY MEDICINE AND URGENT CARE (HOLLY SPRINGS)		1			1
CHAMBREL AT PINECASTLE			1	100%	1
TRIHEALTH			1	100%	1
ST JOHNS PEDIATRICS PA		1			1
NEW MILFORD HOSPITAL			1	100%	1
LAKEVIEW HEALTH CARE SYSTEM LLC			1	100%	1
Valley View Health and Rehabilitation, LLC		1			1
ST VINCENTS AMBULATORY CARE INC			1	100%	1
SPECIALTY DRUG TESTING			1	100%	1
DEPT OF VA MEDICAL CENTER - MIAMI			1	100%	1
WALGREENS #15291		1			1
OAKWOOD HOSPITAL - SOUTHSORE			1	100%	1
Broomall Manor		1			1
THE HEART HOSPITAL BAYLOR PLANO			1	100%	1
MEDEXPRESS URGENT CARE - CABOT			1	100%	1
Florence Nursing and Rehabilitation Center		1			1
HARDIN HEALTH INC		1			1
SEWALLS POINT PHARMACY INC			1	100%	1
VA OPTOMETRY CLINIC			1	100%	1
Kroger 444 - The Little Clinic Dent		1			1
Elm Crest Senior Living Community		1			1
BAYSHORE DIALYSIS			1	100%	1

# COVID-19: testing by laboratory

Data through Feb 14, 2021 verified as of Feb 15, 2021 at 09:25 AM

Data in this report are provisional and subject to change.

The numbers in the table below represent the number of Florida and non-Florida residents for whom test results were received by the Department of Health. A person can be tested by more than one laboratory and can have both positive and negative results. **Therefore, the sum of the numbers in each column will be larger than the total number of people tested.**

Reporting lab	Inconclusive	Negative	Positive	Percent positive	Total
Sage Bluff Health & Rehabilitation Center		1			1
CACERES SPECIALIZED GYNECOLOGY		1			1
LAKE LURE HEALTH CENTER			1	100%	1
STERLING HOUSE OF PORT ORANGE		1			1
Carrollton Manor Inc		1			1
MINUTECLINIC DIAG OF IND, LLC #4368		1			1
Pinnacle Assisted Living			1	100%	1
Cottage of the Shoals		1			1
CVS NV3210POCT LAS VEGAS		1			1
CANDLER HOSPITAL			1	100%	1
Arch Plaza Nursing and Rehabilitation Center			1	100%	1
Walgreens #3661		1			1
COMMUNITY			1	100%	1
OXY-GENLAB			1	100%	1
FLORIDA HEALTH CARE MEDICAL GROUP		1			1
ORLANDO PHYSICIAN NETWORK		1			1
MEDEXPRESS URGENT CARE - HADLEY		1			1
SANITAS RESEARCH LLC			1	100%	1
HORIZON MEDICAL CENTER			1	100%	1
CLEVELAND CLINIC OHIO LABORATORIES			1	100%	1
FLORIDA CLINICAL RESEARCH CENTER, LLC			1	100%	1
SOUTHWEST REGIONAL PCR LABORATORY			1	100%	1
LIFELINK TRANSPLANT INSTITUTE LAB			1	100%	1
CHOTA COMMUNITY HEALTH SERVICES		1			1
JOHNSON & JOHNSON VISION CARE-VISTAKON			1	100%	1
Bethel Lutheran Nursing & Rehabilitation Center		1			1
Memorial Health Care Center			1	100%	1
CVS KY4779POCT LOUISVILLE		1			1
LIMA MEMORIAL HOSPITAL			1	100%	1
REFERENCE LABORATORY			1	100%	1
Kroger 667 - The Little Clinic Litchfield Park		1			1
STARLING AT SAN JOSE			1	100%	1
GOSHEN HOSPITAL			1	100%	1
TREASURE COAST URGENT & FAMILY CARE			1	100%	1
HOLLAND COMMUNITY HOSPITAL		1			1
MONMOUTH MEDICALC ENTER		1			1
SUN CLINICAL LABORATORIES			1	100%	1
CVS NM7242POCT ALBUQUERQUE		1			1
A G RHODES HOME AT WESLEY WOODS		1			1
MEDEXPRESS-DOVER		1			1
MDS PHARMA SERVICES		1			1
SANTA CLARA VALLEY MEDICAL CENTER			1	100%	1
STEWART FLORIDA ALF, INC			1	100%	1
PHYSICIAN ASSOCIATES, LLC			1	100%	1
RIVERSIDE MEDICAL CENTER		1			1
FLAGLER PROFESSIONAL HEALTH CARE SERVICES INC		1			1



# COVID-19: testing by laboratory

Data through Feb 14, 2021 verified as of Feb 15, 2021 at 09:25 AM

Data in this report are provisional and subject to change.

The numbers in the table below represent the number of Florida and non-Florida residents for whom test results were received by the Department of Health. A person can be tested by more than one laboratory and can have both positive and negative results. **Therefore, the sum of the numbers in each column will be larger than the total number of people tested.**

Reporting lab	Inconclusive	Negative	Positive	Percent positive	Total
CUSTOM SCRIPTS PHARMACY		1			1
MEDAC AT PORTERS NECK			1	100%	1
THEDACARE FAMILY MEDICINE GATEWAY			1	100%	1
ACCESS FAMILY CARE LLC			1	100%	1
WEST PALM BEACH PHARMACEUTICALS LLC			1	100%	1
MEDICAL CITY NORTH HILLS			1	100%	1
GILBERT MEDICAL GROUP			1	100%	1
USF PHYSICIANS GROUP			1	100%	1
ALLIED PHYSICIANS GROUP		1			1
USC VERDUGO HILLS HOSPITAL			1	100%	1
PHYSICIANS URGENT CARE			1	100%	1
MINUTECLINIC DIAGNOSTIC OF NEW MEXICO LLC #7552		1			1
Walgreens #9278		1			1
Heartland of Perrysburg		1			1
Manassas Health & Rehab			1	100%	1
SUPREME MEDICAL GROUP PLLC			1	100%	1
BEAUMONT REFERENCE LABORATORY			1	100%	1
CVS MA2297677CV BOSTON		1			1
Niles Nursing and Rehab. Center		1			1
Ravenwood Speciality Care		1			1
SUMMERFIELD PAIN MANAGEMENT			1	100%	1
ST MICHAEL'S ELITE MEDICAL HOSPITAL			1	100%	1
CORNERSTONE DRUG AND GIFT INC		1			1
PROGENESIS INC			1	100%	1
AZALEALAND NURSING HOME		1			1
Community Compassion Center of Batesville			1	100%	1
Falmouth By The Sea			1	100%	1
BROOKSHIRE, THE			1	100%	1
SANFORD LABORATORIES WATERTOWN			1	100%	1
441 URGENT CARE CENTER - BROWNWOOD			1	100%	1
MEDEXPRESS URGENT CARE-MEADVILLE			1	100%	1
ADVANCE MD CARE			1	100%	1
URGENT TEAM MANAGEMENT OF TENNESSEE, L			1	100%	1
Vista Park			1	100%	1
MAURY REGIONAL MEDICAL CENTER		1			1
CVS TX8322POCT AUSTIN		1			1
FLAGLER CARE CENTER			1	100%	1
WINTER PARK MEMORIAL HOSPITAL LABORATORY		1			1
Brynwood Health & Rehabilitation Center			1	100%	1
DEBORAH HEART AND LUNG CENTER		1			1
PHYSICIANS PREMIER			1	100%	1
LEXINGTON HOSPITAL CORPORATION			1	100%	1
HEALTH EXPRESS		1			1
SSC NASHVILLE OPERATING CO LLC D/B/A		1			1
Imperial Healthcare Centre			1	100%	1
CONWAY - SHERWOOD URGENT CARE			1	100%	1

# COVID-19: testing by laboratory

Data through Feb 14, 2021 verified as of Feb 15, 2021 at 09:25 AM

Data in this report are provisional and subject to change.

The numbers in the table below represent the number of Florida and non-Florida residents for whom test results were received by the Department of Health. A person can be tested by more than one laboratory and can have both positive and negative results. **Therefore, the sum of the numbers in each column will be larger than the total number of people tested.**

Reporting lab	Inconclusive	Negative	Positive	Percent positive	Total
SHAH			1	100%	1
FASTMED URGENT CARE			1	100%	1
Seal Rock Healthcare		1			1
SAINT JOSEPH'S HOSPITAL AND MEDICAL CENTER		1			1
MAYO MEDICAL LABORATORIES			1	100%	1
BROOKDALE FORT WALTON BEACH			1	100%	1
SONORAN DESERT PATHOLOGY			1	100%	1
CENTRAL TX MEDICAL CENTER - LAB			1	100%	1
TANGLEWOOD MANOR		1			1
BATESVILLE - SHERWOOD URGENT CARE			1	100%	1
UNIVERSITY OF TEXAS AT EL PASO, THE			1	100%	1
ALLEGHENY GENERAL HOSPITAL			1	100%	1
GEORGE WASHINGTON UNIVERSITY HOSPITAL			1	100%	1
CARENOW MIDTOWN			1	100%	1
HALIFAX HEALTH PRIMARY CARE			1	100%	1
BAYCARE OUTREACH LAB WH SOUTH			1	100%	1
FLORIDA CLINICAL LABORATORY INC DBA			1	100%	1
ENT AND ALLERGY ASSOCIATES OF FLORIDA, LLC			1	100%	1
ORLANDO HEALTH MEDICAL GROUP			1	100%	1
SOLARIS HEALTHCARE PLANT CITY		1			1
PRISMA HEALTH TUOMEY LABORATORY			1	100%	1
CVS CA9715POCT THOUSAND OAKS		1			1
MINUTE CLINIC DIAGNOSTIC PA			1	100%	1
TITUSVILLE REHABILITATION AND NURSING CENTER		1			1
OPTUM MEDICAL CLINIC IN ROCKRIMMON			1	100%	1
HEALTHCARE ASSOCIATES OF IRVING, LLP			1	100%	1
QUEST INC			1	100%	1
CHILDREN'S MEMORIAL HOSPITAL			1	100%	1
Kroger 682 - The Little Clinic New Holland Market			1	100%	1
VIVEX/UMTB BIOMEDICAL			1	100%	1
SANTA MONICA CA-UCLA MC			1	100%	1
SILVERMAN			1	100%	1
TMH PHYSICIAN PARTNERS QUINCY			1	100%	1
SAINT BARNABAS MEDICAL CENTER		1			1
PENSACOLA PATHOLOGY		1			1
Kroger 409 - The Little Clinic Hebron Marketplace			1	100%	1
Port Orange Nursing And Rehab Center			1	100%	1
MEMORIAL HERMANN KATY HOSPITAL			1	100%	1
SPEARE MEMORIAL HOSPITAL			1	100%	1
Princeton Place			1	100%	1
SPARTANBURG REGIONAL MEDICAL CENTER			1	100%	1
Springdale Village		1			1
SUREPOINT URGENT CARE PADRE ISLAND			1	100%	1
FAMILY MEDICAL CENTER		1			1
LEHIGH PULMONARY ASSOCIATES			1	100%	1
LAKESIDE MEDICAL CENTER		1			1

# COVID-19: testing by laboratory

Data through Feb 14, 2021 verified as of Feb 15, 2021 at 09:25 AM

Data in this report are provisional and subject to change.

The numbers in the table below represent the number of Florida and non-Florida residents for whom test results were received by the Department of Health. A person can be tested by more than one laboratory and can have both positive and negative results. **Therefore, the sum of the numbers in each column will be larger than the total number of people tested.**

Reporting lab	Inconclusive	Negative	Positive	Percent positive	Total
LAKEWOOD RANCH MEDICAL GROUP LLC			1	100%	1
ULTIMATE KIDNEY CARE			1	100%	1
PUBLIX PHARMACY #1114			1	100%	1
PERRY COUNTY NURSING HOME		1			1
TEXAS HEALTH ARLINGTON MEMORIAL		1			1
CHI MEMORIAL HOSPITAL CHATTANOOGA			1	100%	1
EVEXIA DIAGNOSTICS			1	100%	1
NORTH PALM CHIDRENS PHYSICIANS			1	100%	1
NORTH SHORE HEMATOLOGY-ONCOLOGY ASSOCIATES PC		1			1
ISLAND NURSING HOME			1	100%	1
Heartland Health Care Center Jacksonville			1	100%	1
EASTGENE LABORATORIES		1			1
ST. MARY MEDICAL CENTER		1			1
HEALTHFORCE PARTNERS INC			1	100%	1
Kroger 390 - The Little Clinic North College Hill		1			1
CVS TX7288POCT DALLAS		1			1
PEDRO L ORTEGA MD PA			1	100%	1
THE LITTLE CLINIC LLC			1	100%	1
ORCHID TERRACE		1			1
ANDERSON FAMILY MEDICINE			1	100%	1
CVS MA957POCT WEST SPRINGFIELD		1			1
JAX FAMILY CARE		1			1
VISTA LAKE ASSISTED LIVING			1	100%	1
METROPOLITAN			1	100%	1
CENTRAL ALABAMA HEALTH CARE SYSTEM			1	100%	1
MEDEXPRESS URGENT CARE, MOSSIDE		1			1
Kroger 752 - The Little Clinic Central Station		1			1
EAST RIDGE RETIREMENT VILLAGE INC		1			1
Kroger 465 - The Little Clinic Oakley		1			1
777 URGENT CARE			1	100%	1
HELGEMO & LIOU PEDIATRICS			1	100%	1
BAYOU URGENT CARE			1	100%	1
PALM BEACH DIABETES AND ENDOCRINE SPECIALISTS, PA			1	100%	1
WEST VIRGINIA UNIVERSITY HOSPITALS			1	100%	1
RCP OF MEMORIAL WEST			1	100%	1
CVS IL4778POCT EVANSTON		1			1
FREEPORT ER DOX URGENT CARE		1			1
WELL-KEY URGENT CARE SEVIERVILLE			1	100%	1
FLORIDA FAMILY LABORATORY		1			1
INTERNAL MEDICINE ASSOCIATES		1			1
POETS WALK SARASOTA			1	100%	1
PUTNAM CO HOSPITAL-D/B/A ASBURY TOWERS		1			1
PALM SPRINGS GENERAL HOSPITAL			1	100%	1
LIFE CARE CENTER OF GWINNETT		1			1
SHANNON CLARK OD, PA			1	100%	1
C V S / PHARMACY #833		1			1

# COVID-19: testing by laboratory

Data through Feb 14, 2021 verified as of Feb 15, 2021 at 09:25 AM

Data in this report are provisional and subject to change.

The numbers in the table below represent the number of Florida and non-Florida residents for whom test results were received by the Department of Health. A person can be tested by more than one laboratory and can have both positive and negative results. **Therefore, the sum of the numbers in each column will be larger than the total number of people tested.**

Reporting lab	Inconclusive	Negative	Positive	Percent positive	Total
Baypoint Healthcare Center			1	100%	1
CERMAK HEALTH SERVICES			1	100%	1
FOUNDATION LABORATORY			1	100%	1
FIRST CARE WALK IN CLINIC LLC			1	100%	1
MARTIN MEM FAMILY CARE AT ST LUCIE W			1	100%	1
ADVANCED RESEARCH AND DIAGNOSTIC LABORATORY UNIVERSITY OF MINNESOTA			1	100%	1
Maple Lane Nursing Home		1			1
CVS IL2297652CV CHICAGO		1			1
ORDRS, INC.			1	100%	1
NSPIRE HEALTHCARE PLANTATION			1	100%	1
Woodstock Nursing and Rehabilitation Center		1			1
GENDERXPRESS/PICTURE ME PERFECT IMAGING			1	100%	1
ADVENTHEALTH PHYSICIAN GROUP - APPLEWOOD			1	100%	1
CITRONELLE HEALTH AND REHABILITATION CENTER		1			1
MEDEXPRESS URGENT CARE - ROSS TOWNSHIP		1			1
Kroger 353 - The Little Clinic Harpers Point		1			1
Rio Grande City Nursing and Rehab Center			1	100%	1
APPLING NURSING & REHABILITATION PAVIL		1			1
OMAHA VA MEDICAL CENTER			1	100%	1
PEDRO MENENDEZ HEALTH CENTER AT ST JOHNS			1	100%	1
TENNOVA HEALTHCARE - CLEVELAND			1	100%	1
FALKVILLE HEALTHCARE		1			1
SAINT LEO UNIVERSITY INCORPORATED			1	100%	1
Fairhope		1			1
MC DIAGNOSTIC OF CONNECTICUT, PC #252			1	100%	1
Bivins Pointe			1	100%	1
El Paso Health Care Center			1	100%	1
MINUTECLINIC DIAGNOSTIC OF VIRGINIA, LLC #1980		1			1
PM PEDIATRICS OF BAYSIDE PLLC - BELLER		1			1
DIGESTIVE DISEASE CARE PC		1			1
DISCOVERY AT HOME, LLC			1	100%	1
ALLIANCE LABORATORY SERVICES			1	100%	1
CARESPOT - LEE VISTA			1	100%	1
RURAL/METRO MIDSOUTH,		1			1
CHILTON MEDICAL CENTER		1			1
LABTOX LABORATORIES			1	100%	1
ENCOMPASS HEALTH REHABILITATION HOSPITAL OF MIAMI			1	100%	1
BAPTIST HEALTH EXPRESS CARE			1	100%	1
TREASURE COAST COMMUNITY HEALTH INC			1	100%	1
ABBOTT LABORATORIES - OCCUPATIONAL HEALTH SERVICES			1	100%	1
ASCENSION ST VINCENT'S - WESTSIDE			1	100%	1
LABTEST LLC LABTEST DIAGNOSTICS			1	100%	1
CORPUS CHRISTI MEDICAL CENTER			1	100%	1
Kroger 49 - The Little Clinic Wichita - 21st St.			1	100%	1
DEACONESS URGENT CARE CENTER			1	100%	1
NORTH PALM BEACH DIALYSIS CENTER			1	100%	1

# COVID-19: testing by laboratory

Data through Feb 14, 2021 verified as of Feb 15, 2021 at 09:25 AM

Data in this report are provisional and subject to change.

The numbers in the table below represent the number of Florida and non-Florida residents for whom test results were received by the Department of Health. A person can be tested by more than one laboratory and can have both positive and negative results. **Therefore, the sum of the numbers in each column will be larger than the total number of people tested.**

Reporting lab	Inconclusive	Negative	Positive	Percent positive	Total
Alden North Shore			1	100%	1
CVS MA1006POCT BROCKTON		1			1
MEDEXPRESS URGENT CARE - RUSSELLVILLE, W MAIN ST		1			1
JACK M MATHENY II MD			1	100%	1
MEDEXPRESS URGENT CARE - CONWAY		1			1
NEMOURS CHILDREN'S PRIMARY CARE OF VERO BEACH			1	100%	1
AUTUMN CARE OF STATESVILLE, LLC		1			1
Manor Care Health Care Services - Williamsport North		1			1
Kroger 753 - The Little Clinic Goss Avenue		1			1
PALM BEACH DIGESTIVE ASSOCIATES			1	100%	1
MERITER LABORATORIES			1	100%	1
SOUTHERN WINDS			1	100%	1
Autumn Care of Suffolk		1			1
RAYMOND F CARON MD			1	100%	1
Kroger 522 - The Little Clinic Gahanna		1			1
PALMETTO PRIMARY CARE PHYSICIANS			1	100%	1
WESLEY MEDICAL CENTER			1	100%	1
Walgreens #11724		1			1
Diversicare of Smyrna		1			1
GIBSON AREA PRIMARY CARE			1	100%	1
URGENT CARE OF COASTAL GEORGIA			1	100%	1
HENRY FORD WEST BLOOMFIELD HOSPITAL			1	100%	1
PEDIATRIC PARTNERS			1	100%	1
CVS MD1515POCT LEONARDTOWN		1			1
SIPERSTEIN DERMATOLOGY LLC			1	100%	1
WAKULLA URGENT CARE & DIAGNOSTIC			1	100%	1
MIL LAKE HEALTHCARE CENTER INC PEDIATRICS			1	100%	1
CVS OH3980POCT KENT		1			1
SUNCOAST RESEARCH GROUP LLC			1	100%	1
Livingston County Center for Nursing and Rehabilitation		1			1
CARENOW-MONTGOMERY			1	100%	1
ROSE HAVEN NURSING CENTER		1			1
VA ST LOUIS HEALTH CARE SYSTEM			1	100%	1
Lemont Nursing and Rehab Center			1	100%	1
BLUFFTON HEALTH CENTER			1	100%	1
AMERICAN DRUG TESTING LAB LLC			1	100%	1
CVS OH2518POCT COLUMBUS		1			1
SKYRIDGE CLINICAL ASSOCIATES		1			1
DILELLA			1	100%	1
BRONSON METHODIST HOSPITAL			1	100%	1
WAYNE COUNTY PUBLIC HEALTH		1			1
GATEWAY LABORATORIES		1			1
TRUCARE LIVING CENTERS - SELMA			1	100%	1
EVENTIDE LUTHERAN HOME		1			1
ST JOHN'S MEDICAL CENTER, TETON VILLAGE			1	100%	1
VALLEY HOSPITAL MEDICAL CENTER		1			1

# COVID-19: testing by laboratory

Data through Feb 14, 2021 verified as of Feb 15, 2021 at 09:25 AM

Data in this report are provisional and subject to change.

The numbers in the table below represent the number of Florida and non-Florida residents for whom test results were received by the Department of Health. A person can be tested by more than one laboratory and can have both positive and negative results. **Therefore, the sum of the numbers in each column will be larger than the total number of people tested.**

Reporting lab	Inconclusive	Negative	Positive	Percent positive	Total
Monument Health Strugis Care Center		1			1
CAN COMMUNITY HEALTH LLC		1			1
PCG MOLECULAR			1	100%	1
DERMDX, DIV OF AURORA DIAGNOSTICS/BERNHARDT LAB		1			1
FLORIDA ADVANCED MEDICAL AND DERM AESTHETICS LLC			1	100%	1
HARMONY HEALTHCARE ORLANDO INC		1			1
FLORIDA MEDICAL CLINIC PA GI			1	100%	1
Shelbyville Manor		1			1
KAISER PERMANENTE REGIONAL REFERENCE LABORATORY		1			1
Robinson Terrace Rehabilitation and Nursing Center		1			1
Northern Nevada State Veterans Home		1			1
PLEASANT RIDGE MANOR WEST		1			1
ST.ELIZABETH HEALTH CENTER	1				1
KIDSVILLE PEDIATRICS III PA			1	100%	1
ANY LAB TEST FAST CORP			1	100%	1
CVS SC5479POCT INDIAN LAND		1			1
BETHESDA HOSPITAL			1	100%	1
MID-FLORIDA CANCER CENTERS		1			1
MEMORIAL HOSPITAL OF TAMPA			1	100%	1
BEST CARE COMMUNITY AND FAMILY HEALTH CENTER INC			1	100%	1
SHP WESTCHESTER LLC		1			1
VIRGINIA UROLOGY		1			1
HIBISCUS COURT			1	100%	1
ORLANDO HEALTH PHYSICIAN GROUP INC			1	100%	1
WEILL CORNELL MEDICAL ASSOCIATES - EAST SIDE		1			1
Troy Center for Rehabilitation & Nursing		1			1
ALLIED PEDIATRICS & FAMILY MEDICINE			1	100%	1
ORMOND MEDICAL ARTS FAMILY PRACTICE PL			1	100%	1
Southwest Louisiana Veterans Home			1	100%	1
Allen Health and Rehabilitation		1			1
MEDICAL CITY DENTON			1	100%	1
HAWKEYE CARE CENTER DUBUQUE		1			1
ST LUKES SURGICAL AT THE VILLAGES INC			1	100%	1
Rockcastle Health and Rehab		1			1
CVS CA9823POCT SACRAMENTO		1			1
CLERMONT HEALTH DEPARTMENT			1	100%	1
OHIO VALLEY MANOR NURSING &		1			1
Aspire Physical Recovery Center at Cahaba River		1			1
OMNI HEALTHCARE URGENT CARE			1	100%	1
HENRY FORD HOSPITAL			1	100%	1
WOOD COUNTY HEALTH DEPARTMENT			1	100%	1
JACKSONVILLE VA OPC			1	100%	1
BAYMEADOWS PEDIATRIC CARE		1			1
PREMIER PEDIATRICS			1	100%	1
MT SINA1 HOSPICE			1	100%	1
ST MARY'S OF SAGINAW		1			1

# COVID-19: testing by laboratory

Data through Feb 14, 2021 verified as of Feb 15, 2021 at 09:25 AM

Data in this report are provisional and subject to change.

The numbers in the table below represent the number of Florida and non-Florida residents for whom test results were received by the Department of Health. A person can be tested by more than one laboratory and can have both positive and negative results. **Therefore, the sum of the numbers in each column will be larger than the total number of people tested.**

Reporting lab	Inconclusive	Negative	Positive	Percent positive	Total
Mary Anna Nursing Home		1			1
BERKSHIRE MEDICAL CENTER			1	100%	1
IM&P WELLNES CENTER			1	100%	1
ATRIA TAMARAC			1	100%	1
JUPITER MEDICAL CENTER INC			1	100%	1
CVS TX3292POCT WYLIE		1			1
MERCY - NORTH IOWA			1	100%	1
PEACHEALTH LABORATORIES		1			1
Ash Flat Healthcare and Rehabilitation Center			1	100%	1
BAYFRONT HEAL WOUND CARE AND HYPERBARIC CENTER			1	100%	1
UNIVERSITY OF SOUTH FLORIDA			1	100%	1
ROBERTS WESLEYAN COLLEGE HEALTH CENTE		1			1
CENTRAL CAROLINA HOSPITAL			1	100%	1
NEW YORK UNIVERSITY MEDICAL CENTER			1	100%	1
ALBANY MEDICAL CENTER			1	100%	1
UNIVERSITY OF VERMONT MEDICAL CENTER			1	100%	1
COASTAL DETOX		1			1
DAVITA DIALYSIS-NORTH			1	100%	1
URGENT CARE CENTER OF PORT ORANGE LLC			1	100%	1
ENCOMPASS HEALTH HOME HEALTH		1			1
SMITH KLINE			1	100%	1
ANY LAB TEST NOW JACKSONVILLE		1			1
ADDINGTON PLACE EAST LAKE		1			1
MED & CO INVESTMENT LLC		1			1
CVS SC2250POCT COLUMBIA		1			1
ADVANCED LABORATORY SERVICES			1	100%	1
CVS OH4300POCT STRONGSVILLE		1			1
JP MORGAN CHASE HEALTH SERVICES			1	100%	1
CVS NE2741POCT LA VISTA		1			1
RENOWN REGIONAL MEDICAL CENTER			1	100%	1
Sherwood Oaks Health Center			1	100%	1
ASSOCIATES MD MEDICAL GROUP INC			1	100%	1
CVS NC7057POCT SHELBY		1			1
CHIEFLAND MEDICAL CENTER			1	100%	1
PARK AVENUE PEDIATRICS PC		1			1
SUPREME LABORATORY			1	100%	1
YOUTH HEALTH CENTER OF HUNTINGTON		1			1
Chestnut Ridge Nursing & Rehab		1			1
Signature Healthcare of Georgetown		1			1
CVS IN6608POCT NEW PALESTINE			1	100%	1
Monument Health Custer Care Center		1			1
JMJ FAMILY PRACTICE			1	100%	1
BL DIAGNOSTICS LLC			1	100%	1
MEDCOR, INC			1	100%	1
F W HUSTON MEDICAL CENTER SENIOR LIVIN		1			1
WEST COCOA PHARMACY			1	100%	1

# COVID-19: testing by laboratory

Data through Feb 14, 2021 verified as of Feb 15, 2021 at 09:25 AM

Data in this report are provisional and subject to change.

The numbers in the table below represent the number of Florida and non-Florida residents for whom test results were received by the Department of Health. A person can be tested by more than one laboratory and can have both positive and negative results. **Therefore, the sum of the numbers in each column will be larger than the total number of people tested.**

Reporting lab	Inconclusive	Negative	Positive	Percent positive	Total
HABANA HEALTH CARE CENTER			1	100%	1
VELOCITY URGENT CARE - LITTLE CREEK			1	100%	1
SHELBYVILLE HOSPITAL COMPANY		1			1
MOUNT SINAI MEDICAL CENTER AVENTURA ER			1	100%	1
Florida Baptist Retirement Center		1			1
FLORIDA HOSPITAL LAB			1	100%	1
CURELOGICS WOUND CARE & HYPERBARIC CENTER		1			1
Summit Medical Group Morristown Oncology		1			1
SANTA BARABARA ALF LLC (THE WINDSOR)			1	100%	1
HAMILTON CI MAIN UNIT ANNEX/ WORK CAMP			1	100%	1
AVERA ST. MARY'S HOSPITAL			1	100%	1
BIOMERIEUX			1	100%	1
MED BAR LLC		1			1
CVS PA1296POCT DREXEL HILL		1			1
AURORA MEDICAL CENTER-KENOSHA			1	100%	1
WASHINGTONVILLE PHARMACY INC		1			1
BROADWAY HEALTH FLORIDA MEDICAL CLINIC URGENT CARE			1	100%	1
FHPG SURGICAL ASSOCIATES OF EAST PASCO			1	100%	1
HALIFAX HEALTH PRIMARY CARE ORMOND			1	100%	1
Piney Grove Nursing and Rehabilitation Center		1			1
CLARKSVILLE HEALTH SYSTEM			1	100%	1
STATE OF CALIFORNIA DOH SERVICES			1	100%	1
SOUTHERN HILLS MEDICAL CENTER			1	100%	1
Good Samaritan Society - Albion		1			1
UUHC - REDSTONE HEALTH CENTER LABORATORY			1	100%	1
CARENOW LAKE WORTH			1	100%	1
MEDEXPRESS URGENT CARE - TOPEKA, SW WANAMAKER RD		1			1
PINEBROOK CARE AND REHABILITATION CENTER			1	100%	1
TITUSVILLE CENTER FOR SURGICAL EXCELLENCE LLC		1			1
SOUTHWESTERN STATE HOSPITAL LABORATORY			1	100%	1
FLORIDA KEYS PED AND ADOLES CTR			1	100%	1
CTMD MEDICAL CENTER, PA			1	100%	1
ST. VINCENT HOSPITAL			1	100%	1
HEALTH PARTNERS REGIONAL HOSPITAL			1	100%	1
The Evangelical Lutheran Good Samaritan Society Prescott Village		1			1
Kroger 970 - The Little Clinic Westfield			1	100%	1
Jersey City Medical Center		1			1
Caldwell Care		1			1
BSA PHYSICIANS GROUP, INC D/B/A BSA FAMILY MEDICAL			1	100%	1
SOUTHEAST MISSOURI HOSPITAL		1			1
MED-LAKE LABORATORY, LLC			1	100%	1
UNIVERSITY OF MARYLAND PATHOLOGY ASSOCIATES			1	100%	1
VILLAGES HEALTH SYSTEM, LLC, THE			1	100%	1
Kingston Care Center of Fort Wayne		1			1
CAREWELL 203			1	100%	1
Oregon Veterans Home The Dalles		1			1



# COVID-19: testing by laboratory

Data through Feb 14, 2021 verified as of Feb 15, 2021 at 09:25 AM

Data in this report are provisional and subject to change.

The numbers in the table below represent the number of Florida and non-Florida residents for whom test results were received by the Department of Health. A person can be tested by more than one laboratory and can have both positive and negative results. **Therefore, the sum of the numbers in each column will be larger than the total number of people tested.**

Reporting lab	Inconclusive	Negative	Positive	Percent positive	Total
UCH LAB			1	100%	1
VCU HEALTH SYSTEM AUTHORITY - MCV HOSPITALS			1	100%	1
TAYLOR COUNTY HEALTH DEPARTMENT			1	100%	1
WYOMING COUNTY DEPARTMENT OF HEALTH		1			1
OCEANVIEW NURSING AND REHABILITAION CENTER			1	100%	1
UHEALTH CORAL SPRINGS			1	100%	1
Heritage Health of Peru			1	100%	1
EMERSON HOSPITAL LABORATORY			1	100%	1
GULF COUNTY HEALTH DEPARTMENT			1	100%	1
FLORIDA MEDICAL CLINIC, LLC			1	100%	1
CIRRUS DX			1	100%	1
CVS SC7334POCT LEXINGTON		1			1
Kroger 97 - The Little Clinic Hutchinson		1			1
URGENTMED PLANTATION			1	100%	1
THE HOSPITALS OF PROVIDENCE EMERGENCY ROOM			1	100%	1
ST VINCENTS OUTPATIENT IMAGING		1			1
CEPERO PEDIATRICS PA			1	100%	1
NAVARRO MEDICAL CENTERS LLC			1	100%	1
DR JAMES D FORBES FAMILY CARE CENTER			1	100%	1
UNLIMITED MEDICAL SERVICES OF FL PL DBA		1			1
DOCTORS AFTER HOURS URGENT CARE CENTER			1	100%	1
BLANCHARD VALLEY HOSPITAL LABORATORY			1	100%	1
GARDEN VIEW CARE CENTER		1			1
CENTRAL JERSEY URGENT CARE OF GREEN BR		1			1
CLINICAL CARE, INC			1	100%	1
EXPRESS WALK IN MEDICAL CENTER			1	100%	1
BOCA CIEGA CENTER			1	100%	1
ASCARATE DIALYSIS			1	100%	1
PLANT CITY FAMILY CARE		1			1
C V S / PHARMACY #4396		1			1
SYCAMORE MEDICAL CENTER-KETTERING HEALTH NETWORK			1	100%	1
ORANGE PEDIATRICS PA			1	100%	1
SPINE & PAIN CONSULTANT PLLC		1			1
HERNANDO COUNTY HEALTH DEPT			1	100%	1
NORTH FL SOUTH GA HCS-LAKE CITY			1	100%	1
TARRANT MEDICAL ASSOCIATES			1	100%	1
DEL PRADO MEDICAL CENTER, INC		1			1
WELLCARE URGENT CARE			1	100%	1
BOLLES SCHOOL, THE			1	100%	1
CARINGPLUS HOMECARE LLC			1	100%	1
CVS IL8750POCT CHICAGO		1			1
EXCEL URGENT CARE OF NJ			1	100%	1
WALGREENS #06025		1			1
MEDERI CARETENDERS VS OF SE FL LLC DBA			1	100%	1
CHILDREN'S NATIONAL MEDICAL CENTER			1	100%	1
FRANKLIN CBOC			1	100%	1

# COVID-19: testing by laboratory

Data through Feb 14, 2021 verified as of Feb 15, 2021 at 09:25 AM

Data in this report are provisional and subject to change.

The numbers in the table below represent the number of Florida and non-Florida residents for whom test results were received by the Department of Health. A person can be tested by more than one laboratory and can have both positive and negative results. **Therefore, the sum of the numbers in each column will be larger than the total number of people tested.**

Reporting lab	Inconclusive	Negative	Positive	Percent positive	Total
MEDOR/ACC SYNCHRONY			1	100%	1
EVERGREEN NURSING HOME		1			1
SYNERGY DIALYSIS INC			1	100%	1
SANFORD HOME		1			1
SUNCOAST BEHAVIORAL HEALTH CENTER			1	100%	1
PEDIATRIC ASSOCIATES PA			1	100%	1
AAA MEDICAL TESTING			1	100%	1
PEDIATRIC ASSOCIATES - DORAL			1	100%	1
Dulles Health and Rehab Center		1			1
COMMUNITY HOSPITALS INDIANAPOLIS			1	100%	1
VALUE DRUGS GREENLAWN INC		1			1
Mercy Manor Transition Center			1	100%	1
MINUTECLINIC LLC (2335)		1			1
ODYSSEY HEALTH CARE OF MARION COUNTY LLC		1			1
NORTH SHORE MEDICAL CENTER - SALEM HOSPITAL			1	100%	1
EAST TENNESSEE STATE UNIVERSITY		1			1
MOUNT SINAI MEDICAL CENTER OF FLORIDA, INC			1	100%	1
Schenectady Center for Rehabilitation & Nursing		1			1
REGENTS PARK OF JACKSONVILLE			1	100%	1
BRUCE S WEST MD			1	100%	1
DIXITKUMAR N MODI MD PA			1	100%	1
HEALTH CARE SERVICES LC			1	100%	1
Manor Care Health Services- Wilmington			1	100%	1
CAH ACQUISITION COMPANY 11 LLC			1	100%	1
LRGHEALTHCARE		1			1
CURA LABORATORY SERVICES			1	100%	1
Moab Regional Hospital			1	100%	1
Kroger 968 - The Little Clinic Colerain Township		1			1
FLORIDA DEPARTMENT OF HEALTH PALM BEACH COUNTY			1	100%	1
Courtenay Springs Village			1	100%	1
WALKIN MEDICAL URGENT CARE,NEW CITY			1	100%	1
Kroger 549 - The Little Clinic Clinton Highway		1			1
ELKHART GENERAL HOSPITAL			1	100%	1
MEMORIALCARE LONG BEACH MEDICAL CENTER			1	100%	1
PREMIER PEDIATRICS LLC			1	100%	1
MEDTOWN PHARMACY			1	100%	1
DEVANSH LAB WERKS		1			1
CITRUS HEALTH NETWORK INC			1	100%	1
MISSOURI DEPT. OF HEALTH			1	100%	1
AURORA HEALTH CARE METRO INC			1	100%	1
UT HEALTH RIO GRANDE VALLEY PRIMARY CARE AT			1	100%	1
FAMILY MEDICAL CENTRE			1	100%	1
NATION'S BEST CARE HOME HEALTH			1	100%	1
TERRELL URGENT CARE			1	100%	1
UPSON REGIONAL MEDICAL CENTER			1	100%	1
CVS OH3458POCT BEAVERCREEK		1			1

# COVID-19: testing by laboratory

Data through Feb 14, 2021 verified as of Feb 15, 2021 at 09:25 AM

Data in this report are provisional and subject to change.

The numbers in the table below represent the number of Florida and non-Florida residents for whom test results were received by the Department of Health. A person can be tested by more than one laboratory and can have both positive and negative results. **Therefore, the sum of the numbers in each column will be larger than the total number of people tested.**

Reporting lab	Inconclusive	Negative	Positive	Percent positive	Total
NFRC CLINICAL LAB			1	100%	1
ANDERSON REGIONAL MEDICAL CENTER			1	100%	1
YOUR HEALTH PEDIATRICS			1	100%	1
ASSISTED LIVING AT TREZEVANT		1			1
DIVERSICARE OF BIG SPRINGS		1			1
UW MEDICINE CHU LAB			1	100%	1
DELAWARE DEPARTMENT OF HEATH			1	100%	1
CATSKILL REGIONAL MEDICAL CENTER		1			1
DAYTONA BEACH DIALYSIS			1	100%	1
MEDICAL CENTER			1	100%	1
MISSION HOSPITAL			1	100%	1
BAPTIST HOSPITAL LABORATORY			1	100%	1
Kroger 419 - The Little Clinic Farmington/Exeter		1			1
JASPER MEMORIAL HOSPITAL		1			1
KENDALL PEDIATRICS PARTNERS LLC			1	100%	1
COASTAL ER IX, PHYSICIANS PREMIER			1	100%	1
PORTAGE MEDICAL CENTER			1	100%	1
THE LITTLE CLINIC, LLC			1	100%	1
INHEALTH LIFE SCIENCES LLC			1	100%	1
INDIAN RIDGE		1			1
Lynwood		1			1
Crowne Place Assisted Living		1			1
WEST VIRGINIA LABORATORIES			1	100%	1
ABINGTON MEMORIAL HOSPITAL			1	100%	1
DOCTORS CARE - GREER		1			1
NEW SMYRNA BEACH AMBULATORY CARE CTR			1	100%	1
CENTRAL FL INTERNAL MEDICINE ASSOCIATES LLC		1			1
COLLIER BLVD HMA PHYSICIANS MANAGEMENT LLC			1	100%	1
SHANNON MEDICAL CENTER			1	100%	1
Harris Hill Nursing Facility		1			1
CARBON HEALTH			1	100%	1
HALEYVILLE HEALTH CARE CENTER		1			1
COMMUNITY MEDICAL CENTER-ORANGE CITY		1			1
ARCADIA DIALYSIS CENTER			1	100%	1
PRIMARY HEALTH CARE ASSOCIATES INC			1	100%	1
NATIONAL INSTITUTES OF HEALTH CLINICAL CENTER			1	100%	1
TEVAPHARM			1	100%	1
SUNCOAST PRIMARY CARE LLC			1	100%	1
PHOEBE PRIMARY CARE CAMILLA			1	100%	1
ATHENS LIMESTONE HOSPITAL		1			1
JUP Serology SubSection			1	100%	1
PALM BEACH COUNTY SHERIFF OFFICE			1	100%	1
Avera Sr. James Care Center		1			1
UMASS MEMORIAL MEDICAL CENTER, INC		1			1
HOUSTON DEPARTMENT OF HEALTH AND HUMAN SERVICES			1	100%	1
AUGUSTA HEALTH CLINICAL LABORATORY			1	100%	1

# COVID-19: testing by laboratory

Data through Feb 14, 2021 verified as of Feb 15, 2021 at 09:25 AM

Data in this report are provisional and subject to change.

The numbers in the table below represent the number of Florida and non-Florida residents for whom test results were received by the Department of Health. A person can be tested by more than one laboratory and can have both positive and negative results. **Therefore, the sum of the numbers in each column will be larger than the total number of people tested.**

Reporting lab	Inconclusive	Negative	Positive	Percent positive	Total
WEST COAST CLINICAL LABS INC			1	100%	1
BETHESDA ON TURKEY CREEK			1	100%	1
ENCOMPASS HEALTH REHABILITATION			1	100%	1
NORTHEAST GEORGIA HEALTH SYSTEM			1	100%	1
ST. MICHAEL'S ELITE HOSPITAL			1	100%	1
CULVER CITY URGENT CARE			1	100%	1
SWIFTCARE URGENT CARE, PLLC			1	100%	1
UNIVERSITY PLACE NURSING CENTER		1			1
LP ELIZABETHTON		1			1
URGENT CARE OF KANSAS CITY			1	100%	1
Kroger 407 - The Little Clinic Lexington		1			1
BAYLOR SCOTT AND WHITE MEDICAL CENTER -CENTENTENNIAL			1	100%	1
MIDWEST COVENANT HOME, INC		1			1
WATERBURY HOSPITAL REFERENCE LAB			1	100%	1
JACKSBORO URGENT CARE			1	100%	1
MIAMI-DADE COUNTY HEALTH DEPT.		1			1
PREMIER FAMILY AND SPORTS MEDICINE LLC			1	100%	1
Cornerstone at the Ranch		1			1
FREDERICK AVENUE GROUP HOME		1			1
HEALTHCARE AND REHAB OF SANFORD			1	100%	1
KENT		1			1
Kroger 683 - The Little Clinic Foothills Plaza		1			1
CVS NV8784POCT LAS VEGAS		1			1
TREASURE COAST MEDICAL CONCIERGE LLC			1	100%	1
MERRILL GARDENS AT CHAMPIONSGATE			1	100%	1
NORTH OKALOOSA PHYSICIAN GRP - WALK IN CLINIC			1	100%	1
OCCUPATIONAL HEALTH CENTER		1			1
MEDICAL ARTS LABORATORY			1	100%	1
TITUS REGIONAL MEDICAL CENTER			1	100%	1
ST ANTHONY'S PINELLAS CARE CLINIC			1	100%	1
DR PHILLIPS CENTER FOR WELLNESS		1			1
MED TECH CLINICAL LABORATORY		1			1
NANCY M WORTHINGTON MD PA			1	100%	1
CARING PROFESSIONAL HEALTH CARE LLC		1			1
CENTRAL TX URGENT CARE			1	100%	1
CVS TN4624POCT KNOXVILLE			1	100%	1
ASHLEY PEDICATRICS DAY AND NIGHT CLINIC			1	100%	1
TCPA CLINICAL LABORATORIES			1	100%	1
Brown Memorial Home		1			1
JMC TALLAHASSEE, LLC			1	100%	1
WINCHESTER HOSPITAL			1	100%	1
Cooperstown Center for Nursing and Rehabilitation		1			1
YOUR HEALTH PEDIATRICS INC			1	100%	1
ONPOINT URGENT CARE			1	100%	1
15 TO KNOW			1	100%	1
CVS NC3853POCT BURLINGTON		1			1

# COVID-19: testing by laboratory

Data through Feb 14, 2021 verified as of Feb 15, 2021 at 09:25 AM

Data in this report are provisional and subject to change.

The numbers in the table below represent the number of Florida and non-Florida residents for whom test results were received by the Department of Health. A person can be tested by more than one laboratory and can have both positive and negative results. **Therefore, the sum of the numbers in each column will be larger than the total number of people tested.**

Reporting lab	Inconclusive	Negative	Positive	Percent positive	Total
NORTHEAST FLORIDA HEALTH SERVICES			1	100%	1
Garden Villa Bedford		1			1
FLORIDA STATE UNIVERSITY HEALTH SERVICES			1	100%	1
NORTH SHORE HEMATOLOGY-ONCOLOGY ASSOCIATES		1			1
STANLY REGIONAL MEDICAL CENTER			1	100%	1
COSTCO PHARMACY #1023			1	100%	1
TIMPANOGOS REGIONAL HOSPITAL			1	100%	1
SOUTHEASTERN HEALTH FACILITES, INC		1			1
WEST FLORIDA MEDICAL ASSOCIATES PA			1	100%	1
Life Care Center of Auburn		1			1
Mayfair Village Nursing Care Center		1			1
MEDEX CLINIC LLC			1	100%	1
HAPPY KIDZ PEDIATRICS PL			1	100%	1
SHRIVERS PHARMACY AND WELLNESS CENTER			1	100%	1
UNIVERSITY OF MIAMI PRIMARY CARE SITE UMHC 3039			1	100%	1
LIFESPAN HEALTH - SELMER		1			1
MERCY GENERAL HOSPITAL			1	100%	1
CRYSTAL RIVER FIRE DEPARTMENT			1	100%	1
MANHATTAN COLLEGE HEALTH SERVICES		1			1
NORTHWEST FLORIDA SPECIALTY PHYSICIANS LLC		1			1
OPTUM PRIMARY CARE			1	100%	1
PINNACLE DIALYSIS		1			1
SOUTHWEST ORLANDO FAMILY MEDICINE, PL			1	100%	1
LOUIS STOKES CLEVELAND VA MEDICAL CENTER			1	100%	1
Kroger 126 - The Little Clinic Cottonwood		1			1
Eagle Health and Rehabilitation		1			1
ADVENTHEALTH DURAND			1	100%	1
Dugan Memorial Home		1			1
OCALA RKC EAST HEMO #1			1	100%	1
STANDIFER PLACE		1			1
ISLANDS ASSISTED LIVING FACILITY,THE			1	100%	1
Crestwood Nursing Center		1			1
HELEN HAYES HOSPITAL LABORATORY		1			1
WORKFORCE HEALTH DEPARTMENT			1	100%	1
GENESIS HEALTH SYSTEM			1	100%	1
FIVE STAR PREMIER RESIDENCES OF POMPANO BEACH			1	100%	1
MINUTE-CLINIC DIAGNOSTIC OF VIRGINIA, LLC #3949		1			1
MIAMI VASCULAR SURGERY			1	100%	1
NEMOURS CHILDREN'S PRIMARY CARE, ST CLOUD			1	100%	1
Garden Isle Healthcare and Rehabilitation Center		1			1
Kroger 350 - The Little Clinic New Cut Road		1			1
ARBOR DIAGNOSTICS, INC		1			1
LANGLEY DIALYSIS			1	100%	1
MEDICAL LIFE-INC GUIDEWELL EMERGENCY MEDICINE			1	100%	1
MEDICAL ASSOCIATES OF PINELLAS - LAB			1	100%	1
Kroger 367 - The Little Clinic Walton		1			1

# COVID-19: testing by laboratory

Data through Feb 14, 2021 verified as of Feb 15, 2021 at 09:25 AM

Data in this report are provisional and subject to change.

The numbers in the table below represent the number of Florida and non-Florida residents for whom test results were received by the Department of Health. A person can be tested by more than one laboratory and can have both positive and negative results. **Therefore, the sum of the numbers in each column will be larger than the total number of people tested.**

Reporting lab	Inconclusive	Negative	Positive	Percent positive	Total
MERCYONE DES MOINES MEDICAL CENTER			1	100%	1
HARDEE COUNTY FIRE RESCUE		1			1
Walgreens #5914		1			1
ANDREWS INSTITUTE AMBULATORY SURGERY CENTER		1			1
Harbert Hills Academy Nursing Home		1			1
THE MEDICAL CENTER			1	100%	1
INLET CONCIERGE MEDICINE			1	100%	1
BRUSHY CREEK FAMILY HOSPITAL			1	100%	1
RESTORE MEDICAL PARTNERS PLLC			1	100%	1
UNITED HEALTHCARE			1	100%	1
PALM WEST INTERNIST PA			1	100%	1
Kroger 929 - The Little Clinic Corryville		1			1
HAVASU REGIONAL MEDICAL CENTER			1	100%	1
SC-GA2018 THE RIDGE REHABILITATION & H		1			1
VANAJA SUREDDI MD PA			1	100%	1
EDWARD HOSPITAL			1	100%	1
MEDEXPRESS URGENT CARE - BECKLEY		1			1
MEDEXPRESS URGENT CARE - PATRICK STREE			1	100%	1
APS-SUMMIT CARE PHARMACY, LLC DBA OMNICARE		1			1
WRIGHT PATTERSON AFB MEDICAL CENTER			1	100%	1
LOGAN COUNTY HOSPITAL			1	100%	1
FINLAY MEDICAL RESEARCH CORP			1	100%	1
PEDIATRIC ASSOCIATES - MIAMI LAKES		1			1
NORDX			1	100%	1
APOLLOMDX LLC			1	100%	1
FIRST CARE OF GAINESVILLE			1	100%	1
FLORIDA DEPARTMENT OF HEALTH IN CITRUS COUNTY		1			1
WEST FLORIDA HOSPITAL LABORATORY			1	100%	1
Regency Square			1	100%	1
LANTANA HC LAB			1	100%	1
Beth Sholom Home of Eastern Virginia			1	100%	1
EXPRESS PHARMACY INC		1			1
Hillside Manor Rehabilitation and Extended Care Center		1			1
ALLEGANY COUNTY DEPARTMENT OF HEALTH		1			1
ALL CHILDRENS PEDIATRIC CLINIC			1	100%	1
FLORIDA KEYS CONCIERGE MEDICINE, LLC		1			1
OHIOHEALTH URGENT CARE			1	100%	1
DAYTONA BEACH HEALTH AND REHAB CENTER		1			1
LADY OF THE SEA HOSPITAL LAB			1	100%	1
UMASS MEMORIAL/MARLBORO HOSPITAL			1	100%	1
RIDGEFIELD PEDIATRIC ASSOCIATES		1			1
HAYS CLINICAL LAB			1	100%	1
WillowBrooke Court at Westminster Village		1			1
PALMETTO LANDING			1	100%	1
WINTER GARDEN CHILDREN'S HEALTH CENTERS			1	100%	1
MEMORIAL HERMANN MEDICAL GROUP-ATASCOCITA PEDS			1	100%	1

# COVID-19: testing by laboratory

Data through Feb 14, 2021 verified as of Feb 15, 2021 at 09:25 AM

Data in this report are provisional and subject to change.

The numbers in the table below represent the number of Florida and non-Florida residents for whom test results were received by the Department of Health. A person can be tested by more than one laboratory and can have both positive and negative results. **Therefore, the sum of the numbers in each column will be larger than the total number of people tested.**

Reporting lab	Inconclusive	Negative	Positive	Percent positive	Total
GATEWAY HEALTHCARE, PC			1	100%	1
NORTH BROWARD MEDICAL CENTER			1	100%	1
BROOKS REHAB			1	100%	1
NORTH COUNTY MEDICAL LAB			1	100%	1
KROGER 915 - THE LITTLE CLINIC ANDERSON			1	100%	1
AURORA CONSOLIDATED LABORATORY			1	100%	1
LabCorp L#09258295 M#09258285			1	100%	1
UPMC NORTHWEST HOSPITAL			1	100%	1
GEORGETOWN URGENT CARE			1	100%	1
The Palms Nursing and Rehabilitation		1			1
SIGNATURE CARE COLLEGE STATION			1	100%	1
ATLANTIC DIAGNOSTICS			1	100%	1
Kroger 523 - The Little Clinic Dickson			1	100%	1
Waddell Nursing & Rehab Center		1			1
NORTH FLORIDA CHILD DEVELOPMENT, INC			1	100%	1
MODERN URGENT CARE			1	100%	1
SKIN WELLNESS PHYSICIANS LLC		1			1
MOSAIC MEDICAL CENTER MARYVILLE			1	100%	1
MISSISSIPPI VALLEY REGIONAL BLOOD CENTER			1	100%	1
PEDIATRIC URGENT CARE CENTR OF FORT WORTH-LA GRAN			1	100%	1
BETHESDA HEALTH PHYSICIANS GROUP		1			1
Kroger 531 - The Little Clinic Waterville		1			1
NEW YORK CITY DEPARTMENT OF HEALTH			1	100%	1
CARTERSVILLE MEDICAL CENTER			1	100%	1
PREMIUM HOME HEALTH CARE INC			1	100%	1
QUEST DIAGNOSTICS INCORPORATED			1	100%	1
OHSU LABORATORY SERVICES		1			1
KIDS CARE PEDIATRICS PA			1	100%	1
CONTINENTAL HOME HEALTH CARE INC			1	100%	1
Walgreens #10851		1			1
SPRING VALLEY HOSPITAL MEDICAL CENTER			1	100%	1
ST JOSEPH'S HOSPITAL NORTH LABORATORY			1	100%	1
A.G. Rhodes		1			1
MEDSTAR URGENT CARE, LLC			1	100%	1
MEDEXPRESS URGENT CARE, EDWARDSVILLE		1			1
MARINA DEL REY HOSPITAL LAB			1	100%	1
COX HEALTH SOUTH LAB			1	100%	1
HAWTHORNE HEALTH AND REHABILITATION			1	100%	1
MEDEXPRESS URGENT CARE - WAYNESBURG		1			1
CORNERSTONE OF RECOVERY INC		1			1
UHS BINGHAMTON GENERAL			1	100%	1
CVS MA2125POCT NATICK		1			1
NEWTON MEMORIAL HOSPITAL		1			1
Sanford Health & Rehabilitation			1	100%	1
VIP FAMILY PRACTICE			1	100%	1
CVS TX10016POCT PRINCETON		1			1

# COVID-19: testing by laboratory

Data through Feb 14, 2021 verified as of Feb 15, 2021 at 09:25 AM

Data in this report are provisional and subject to change.

The numbers in the table below represent the number of Florida and non-Florida residents for whom test results were received by the Department of Health. A person can be tested by more than one laboratory and can have both positive and negative results. **Therefore, the sum of the numbers in each column will be larger than the total number of people tested.**

Reporting lab	Inconclusive	Negative	Positive	Percent positive	Total
OPTUM OF HIALEAH		1			1
St Mary's d'Youville Pavilion		1			1
AMD			1	100%	1
Kroger 395 - The Little Clinic Blanchester		1			1
UNDERGROUND FREE CLINIC		1			1
KNOX COMMUNITY HOSPITAL			1	100%	1
UT MD ANDERSON CANCER CENTER-TUMOR MARKER LAB			1	100%	1
EAST SIDE CLINICAL LABORATORY			1	100%	1
CENTRAL FLORIDA HOSPITALIST			1	100%	1
MINUTECLINIC # 21110			1	100%	1
NEW YORK PRESBYTERIAN HOSPITAL			1	100%	1
Kroger 705 - The Little Clinic Richmond		1			1
Peninsula Nursing and Rehabilitation Center		1			1
ADVANCED INDIVIDUALIZED MEDICINE OF NAPLES			1	100%	1
NORTHERN KENTUCKY HEALTH DEPARTMENT			1	100%	1
MEMORIAL HOSPITAL MIRAMAR WAIVED TESTING			1	100%	1
The Center at Centennial			1	100%	1
Riviera Health Resort		1			1
MOBILE INFIRMARY MEDICAL CENTER			1	100%	1
INTEGRATED GENETICS SEQUENOM		1			1
Smg/North Jersey Hematology & Oncology		1			1
CIMA MEDICAL CENTER			1	100%	1
SUSAN F. WILLIAMS M.D., P.A.			1	100%	1
BARRINGTON TERRACE NAPLES			1	100%	1
CLINICAL TRIALS OF TAMPA LLC		1			1
TRIPLE O MEDICAL SERVICES INC			1	100%	1
Kroger - KR070600172		1			1
DAUGHTERS OF SARAH NURSING CENTER		1			1
LAKELAND REGIONAL HEALTH GRASSLANDS		1			1
MINUTECLINIC, LLC #07876			1	100%	1
CLIFTON-FINE HOSPITAL LABORATORY		1			1
PATHOLOGY		1			1
Bolingreen Health and Rehabilitation		1			1
EASTSIDE URGENT CARE			1	100%	1
MORNINGSIDE NURSING AND REHABILITATION		1			1
HACKENSACK UNIVERSITY MEDICAL CENTER		1			1
DE TAR HOSPITAL			1	100%	1
Essex Center for Rehabilitation and Healthcare		1			1
CONVENIENT MEDICAL AND HEALTH SERVICES			1	100%	1
RM PHARMACY SERVICES INC		1			1
SIGNATURE CARE MEMORIAL CITY			1	100%	1
SOUTH FLORIDA RESEARCH ORGANIZATION			1	100%	1
CONCORDIA MANOR			1	100%	1
KIOSK MEDICINE OF KENTUCKY LLC		1			1
MISSION HOSPITAL - MEMORIAL CAMPUS			1	100%	1
ALPHA CLINICAL LABORATORY CORP.			1	100%	1



# COVID-19: testing by laboratory

Data through Feb 14, 2021 verified as of Feb 15, 2021 at 09:25 AM

Data in this report are provisional and subject to change.

The numbers in the table below represent the number of Florida and non-Florida residents for whom test results were received by the Department of Health. A person can be tested by more than one laboratory and can have both positive and negative results. **Therefore, the sum of the numbers in each column will be larger than the total number of people tested.**

Reporting lab	Inconclusive	Negative	Positive	Percent positive	Total
MEDCOR CORPORATE CLINIC			1	100%	1
HUMC		1			1
HOSPICE OF THE FLORIDA SUNCOAST,THE		1			1
TRUMAN MEDICAL CENTER - HOSPITAL HILL			1	100%	1
Kroger 596 - The Little Clinic Brentwood		1			1
Kroger 673 - The Little Clinic Dallas			1	100%	1
Kroger 672 - The Little Clinic Bill Kennedy & Glenwood		1			1
Salem Hills Rehabilitation and Nursing Center		1			1
HOSPICE OF MARION COUNTY INC			1	100%	1
Villa Maria			1	100%	1
VELOCITY URGENT CARE - REDMILL			1	100%	1
2504-HOMEWOOD		1			1
SACRED HEART MEDICAL CENTER			1	100%	1
PASCO COUNTY HEALTH DEPARTMENT			1	100%	1
PM PEDIATRICS OF BAYSIDE, PLLC - RIVE		1			1
WESTCOAST FAMILY PRACTICE		1			1
NEW HORIZON PRIMARY CARE LLC			1	100%	1
KINGWOOD EMERGENCY HOSPITAL			1	100%	1
DAVENPORT PEDIATRICS PA			1	100%	1
UMMC MIDTOWN CAMPUS			1	100%	1
Walgreens #5421		1			1
ADVENTHEALTH MEDICAL GROUP COMMUNITY MEDICINE			1	100%	1
FAMILY PRACTICE ASSOCIATES		1			1
MICROBIOLOGY DEPARTMENT			1	100%	1
ACCURATE HEALTH SERVICES CORP			1	100%	1
PCR DIAGNOSTICS			1	100%	1
CHP COVID-19 (TX)			1	100%	1
TILLAMOOK COUNTY GENERAL HOSPITAL LAB		1			1
MELBOURNE URGENT CARE			1	100%	1
COLLINS NURSING HOME		1			1
CONSOLIDATED			1	100%	1
BREVARD FAMILY WALK IN CLINIC			1	100%	1
Waycross Health and Rehabilitation		1			1
BOULDER COMMUNITY HOSPITAL			1	100%	1
ADVENTHEALTH MEDICAL GROUP SENIOR HEALTH AT			1	100%	1
DIAGNOSTIC GROUP INTEGRATED HEALTHCARE			1	100%	1
BAYCARE OUTREACH LAB AT NEW TAMPA			1	100%	1
The Pines at Poughkeepsie Center for Nursing and Rehabilitation		1			1
CARESOUTH HHA HOLDINGS OF THE TREASURE COAST LLC			1	100%	1
HEALTH FIRST MEDICAL GROUP LLC			1	100%	1
MEMORIAL HERMANN SOUTHWEST HOSPITAL			1	100%	1
CVS IN8669POCT INDIANAPOLIS		1			1
CVS TX7675POCT RED OAK			1	100%	1
HIDALGO FAMILY CLINIC			1	100%	1
ARLINGTON ADULT RESIDENTIAL FACILITY, INC			1	100%	1
CVS MINUTE CLINIC #5836		1			1

# COVID-19: testing by laboratory

Data through Feb 14, 2021 verified as of Feb 15, 2021 at 09:25 AM

Data in this report are provisional and subject to change.

The numbers in the table below represent the number of Florida and non-Florida residents for whom test results were received by the Department of Health. A person can be tested by more than one laboratory and can have both positive and negative results. **Therefore, the sum of the numbers in each column will be larger than the total number of people tested.**

Reporting lab	Inconclusive	Negative	Positive	Percent positive	Total
SCHUYLER HOSPITAL		1			1
EXPRESS CARE OF Ocala			1	100%	1
SARHA DOCTORS CENTER			1	100%	1
ARIZONA STATE LABORATORY			1	100%	1
TLC MEDICAL			1	100%	1
Advanced Rehabilitation of Vernon		1			1
QLABS			1	100%	1
HARDIN MEMORIAL HOSPITAL - HEARTLAND PATHOLOGY CONSULTANTS			1	100%	1
PARRISH MEDICAL GROUP			1	100%	1
GIFFORD MEMORIAL HOSPITAL		1			1
SACRED HEART HOSPITAL NURSING			1	100%	1
HILTON HEAD HOSPITAL/INPATIENT			1	100%	1
MANOR CARE OF DELRAY BEACH FL LLC		1			1
VALUE DRUGS BRONXVILLE INC		1			1
SPHERE DX			1	100%	1
ST. JOHN HOSPITAL & MEDICAL CENTER			1	100%	1
REEVES COUNTY HOSPITAL DISTRICT			1	100%	1
FLORIDA HEART AND VASCULAR MULTISPECIALTY GROUP PA			1	100%	1
WVU MEDICINE AT SUNCREST TOWNE CENTRE			1	100%	1
CENTRAL FLORIDA ADULT MEDICINE		1			1
SUMMIT COUNTY PUBLIC HEALTH DEPARTMENT			1	100%	1
Terrace Glen Village		1			1
UNIVERSITY OF BALTIMORE WASHINGTON MEDICAL CENTER			1	100%	1
CVS NC2771POCT CLAYTON			1	100%	1
CAMBRIDGE HEALTH ALLIANCE			1	100%	1
CYPRESS VILLAGE REHAB CENTER		1			1
MINUTECLINIC DIAGNOSTIC OF OHIO #5060		1			1
ELKTON TRANSITIONAL CARE CENTER		1			1
NYU LANGONE AMBULATORY CARE LAKE SUCC		1			1
BEAUMONT URGENT CARE		1			1
SOUTHWOOD NURSING & RETIREMENT CENTER		1			1
MOORE CLINICAL RESEARCH INC			1	100%	1
PEACE HEALTH FAMILY MEDICINE AT 87TH AVE		1			1
St. Josephs Hospital			1	100%	1
PELICAN STATE OUTPATIENT CENTER			1	100%	1
TMH CANCER CENTER LABORATORY			1	100%	1
Holly Hill Healthcare Center			1	100%	1
Mountain View Manor			1	100%	1
GARDENS AT MAPLEWOOD			1	100%	1
The Carrington		1			1
UT HEALTH RGV CLINICAL LABORATORY			1	100%	1
LAKE REGIONAL HEALTH			1	100%	1
FRASER MEMORIAL HOSPITAL			1	100%	1
LAB PLUS, LLC AT ASCENSION SAINT THOMA		1			1
MOSOLF PEDIATRICS PA			1	100%	1
PARK LANE NURSING HOME		1			1

# COVID-19: testing by laboratory

Data through Feb 14, 2021 verified as of Feb 15, 2021 at 09:25 AM

Data in this report are provisional and subject to change.

The numbers in the table below represent the number of Florida and non-Florida residents for whom test results were received by the Department of Health. A person can be tested by more than one laboratory and can have both positive and negative results. **Therefore, the sum of the numbers in each column will be larger than the total number of people tested.**

Reporting lab	Inconclusive	Negative	Positive	Percent positive	Total
INSTANT MEDICAL CARE CENTER			1	100%	1
Kroger 481 - The Little Clinic Houston Levee		1			1
Country View of Sunbury			1	100%	1
SOUTHWOOD HEALTHCARE CENTER		1			1
EAST FL CORE LAB			1	100%	1
SHAMRA MEDICAL LABORATORY			1	100%	1
SKY RIDGE MEDICAL CENTER - MICRO			1	100%	1
FIU HEALTH CARE CENTER			1	100%	1
CENTRAL JERSEY URGENT CARE OF EATONTOW		1			1
MARYLAND DEPARTMENT OF HEALTH AND MENTAL HYGIENE-LABORATORIES			1	100%	1
MYCLINIC, INC			1	100%	1
NEMOURS CHILDREN'S PRIMARY CARE			1	100%	1
AESTHETIC PHYSICIANS PC			1	100%	1
DORAL KIDNEY CENTER			1	100%	1
NULEASE MEDICAL SOLUTIONS			1	100%	1
NORTHSIDE FAMILY MEDICINE		1			1
DORA HOME CARE			1	100%	1
JOSHUA E CHESIR MD		1			1
ROYAL OAK MEDICAL CENTER LLC DBA CHARACTER FAMILY			1	100%	1
NORTH RIVER FAMILY HEALTH CENTER			1	100%	1
ADAMS COUNTY HEALTH DEPARTMENT			1	100%	1
PUBLIX PHARMACY # 1236			1	100%	1
MAYO CLINIC BEACHES PRIMARY CARE CTR		1			1
ROSE MEDICAL CENTER LAB			1	100%	1
Wexner Heritage House			1	100%	1
STEWART MEDICAL GROUP INC			1	100%	1
MEMORIAL HOSPITAL - BELLEVILLE			1	100%	1
WEST PENSACOLA DIALYSIS CENTER			1	100%	1
BAPTIST HEALTH PRIMARY CARE AT DORAL			1	100%	1
MID FLORIDA COMMUNITY SERVICES			1	100%	1
LAKELAND MEDICAL CENTER			1	100%	1
GREATER MIAMI DIALYSIS			1	100%	1
bishop rehabilitation and nursing center		1			1
Portsmouth Health and Rehab			1	100%	1
Kroger 519 - The Little Clinic Staples Mill Road		1			1
PATIENT FIRST-GENERAL BOOTH			1	100%	1
LAKE MARY PEDIATRICS			1	100%	1
DEPARTMENT OF HEALTH AND ENVIRONMENTAL CONTROL			1	100%	1
COVE AT THE MARBELLA,THE			1	100%	1
WALGREENS #10308		1			1
BAPTIST EMERGENCY HOSPITAL - KELLY			1	100%	1
GATEWAY FAMILY HEALTH CLINIC			1	100%	1
Kroger 894 - The Little Clinic NEC		1			1
METRO HEALTH HOSPITAL LABORATORY		1			1
GUIDEWELL EMERGENCY MEDICINE DOCTORS LLC #33			1	100%	1
Alden Lincoln Park			1	100%	1

# COVID-19: testing by laboratory

Data through Feb 14, 2021 verified as of Feb 15, 2021 at 09:25 AM

Data in this report are provisional and subject to change.

The numbers in the table below represent the number of Florida and non-Florida residents for whom test results were received by the Department of Health. A person can be tested by more than one laboratory and can have both positive and negative results. **Therefore, the sum of the numbers in each column will be larger than the total number of people tested.**

Reporting lab	Inconclusive	Negative	Positive	Percent positive	Total
ALIMETRIX INC		1			1
LEGACY ER AND URGENT CARE			1	100%	1
Parkview Care Center			1	100%	1
ALTA BATES SUMMIT MEDICAL CENTER CLINICAL LAB			1	100%	1
DW MCMILLAN MEMORIAL HOSPITAL LABORATORY			1	100%	1
MINUTECLINIC DIAGNOSTIC OF VIRGINIA, LLC		1			1
COMMONWEALTH OF VIRGINIA DIVISION OF CONSOLIDATED LABORATORY SERVICES			1	100%	1
WELLPATH			1	100%	1
SUNCOAST COMMUNITY HEALTH CENTERS INC		1			1
CVS MA41POCT TAUNTON		1			1
AFTER HOURS CLINIC			1	100%	1
CVS AZ5892POCT LAVERN		1			1
UF HEALTH THE VILLAGES			1	100%	1
PALMA CEIA MED GROUP-SWANN		1			1
SELF REGIONAL HEALTHCARE			1	100%	1
CHIPLEY DIALYSIS			1	100%	1
MARQUETTE GENERAL HOSPITAL			1	100%	1
CVS AZ3749POCT GOODYEAR		1			1
TAMPA GENERAL MEDICAL GROUP LABORATORY HEALTHPARK			1	100%	1
HEART HOSPITAL OF LAFAYETTE: EMERGENCY ROOM			1	100%	1
BRITTNEY WHELIHAN IRWIN ARNP LLC			1	100%	1
WATERS EDGE ELEMENTARY SCHOOL			1	100%	1
Long Beach Care Center			1	100%	1
CVS IL2798POCT CHICAGO			1	100%	1
Virginia Gay Nursing and Rehab		1			1
WMC HEALTH GROUP OF KISSIMMEE LLC			1	100%	1
<b>Total</b>	<b>85,721</b>	<b>15,715,678</b>	<b>2,351,480</b>	<b>13%</b>	<b>18,152,879</b>